



Historic Sports Car Club

Silverstone International Trophy

Saturday 20th – Sunday 21st May 2017



Timing & Results by MST SYSTEMS Ltd.
www.mstworld.com

© MST SYSTEMS Ltd. 2017

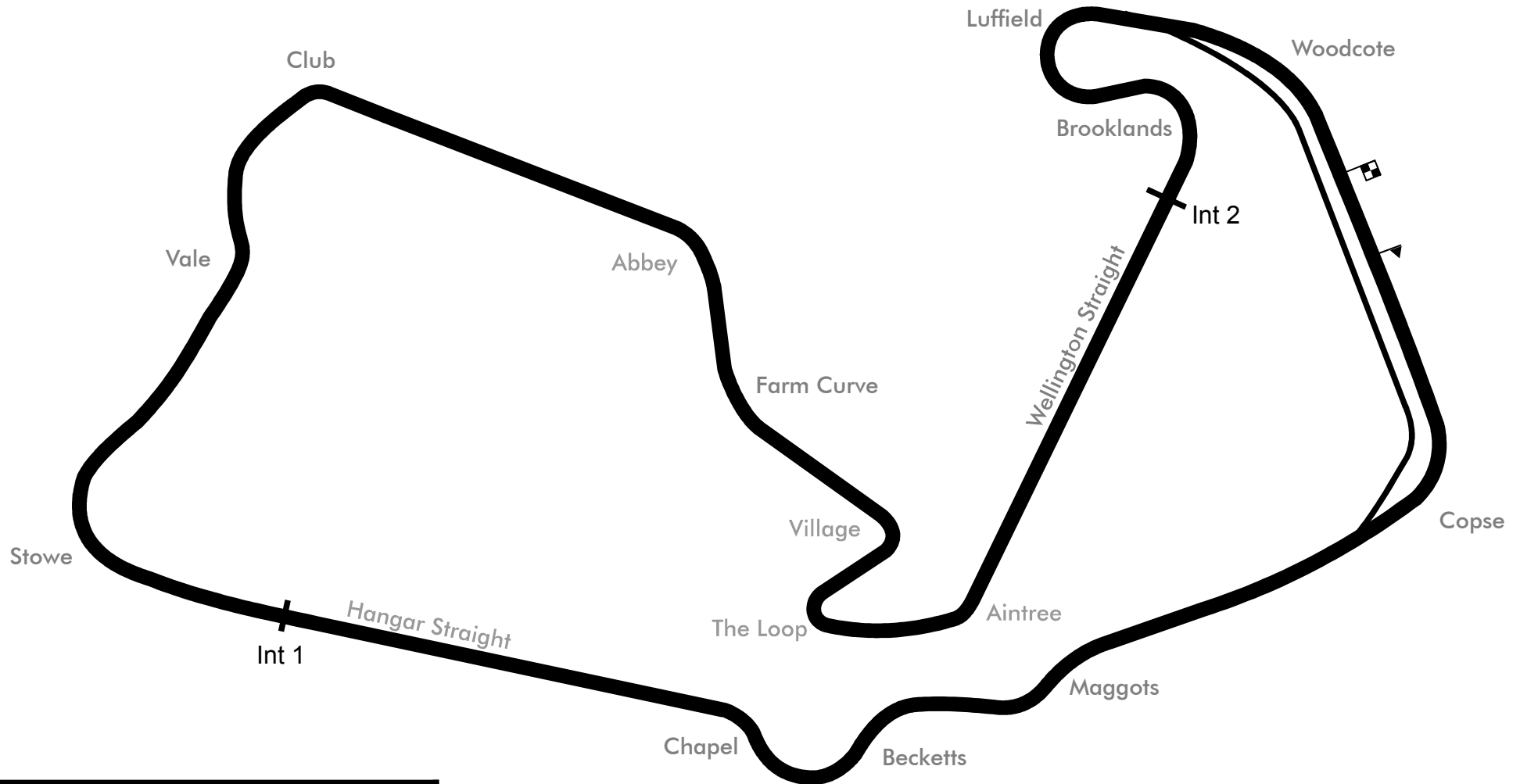
The Haysfield, Spring Lane North, Malvern, Worcestershire WR14 1GF
tel: +44 (0)1684 560614 email: motorsport@mstworld.com



Silverstone Historic Grand Prix Circuit

Towcester, Northamptonshire NN12 8TN

www.silverstone.co.uk



Circuit Length:	3.6393 M / 5.857 km
Pit Lane:	336m, 20s @ 60km/h
Intermediate 1:	2.003 km
Intermediate 2:	4.897 km
Start line offset:	83.9 m

Silverstone International Trophy - 20 - 21 May 2017

HSCC/FJHRA Silverline Historic Formula Junior Qualifying for Race 1 - Classification

Sheet No:

POS	NO	DRIVER/S	CLASS		CAR MAKE / MODEL	TIME	ON	LAPS	GAP	DIFF	MPH
			CLASS	POS							
1	53	Sam Wilson	E1	1	Lotus 20/22	2:26.622	7	7			89.36
2	84	Mark Woodhouse	E1	2	Lotus 20/22	2:32.717	6	8	6.095	6.095	85.79
3	89	Mark Pangborn	E1	3	Lotus 20B	2:34.326	6	6	7.704	1.609	84.90
4	82	Andrew Garside	E1	4	Lotus 20/22	2:34.830	7	8	8.208	0.504	84.62
5	58	Richard Smeeton	E1	5	Wainer	2:36.860	6	7	10.238	2.030	83.53
6	61	Simon Duffey	E1	6	Lotus 20	2:37.147	5	7	10.525	0.287	83.37
7	79	Michael Hibberd	E1	7	Lotus 22	2:39.199	8	8	12.577	2.052	82.30
8	76	John Rees	E1	8	Lotus 22	2:39.499	6	7	12.877	0.300	82.14
9	86	Steve Jones	E1	9	Cooper T67	2:43.000	7	7	16.378	3.501	80.38
10	85	John Chisholm	D2	1	Gemini Mk3a	2:44.283	7	7	17.661	1.283	79.75
11	14	Crispian Besley	C2	1	Cooper T56	2:44.326	7	7	17.704	0.043	79.73
12	98	Christopher Merrick	E1	10	Cooper T59	2:44.341	7	7	17.719	0.015	79.72
13	37	Andrew Taylor	C2	2	Cooper T56	2:44.751	7	7	18.129	0.410	79.52
14	73	Noel Woodford	D2	2	Gemini Mk3A	2:45.834	5	7	19.212	1.083	79.01
15	33	Stuart Tizzard	C2	3	Lotus 18	2:47.428	7	7	20.806	1.594	78.25
16	38	Gil Duffy	C2	4	Kieft FJ	2:48.332	7	7	21.710	0.904	77.83
17	43	Ian Simmonds	C2	5	Envoy Mk1	2:48.630	7	7	22.008	0.298	77.70
18	3	Justin Fleming	B2	1	Lola Mk2	2:49.637	5	7	23.015	1.007	77.23
19	30	Trevor Griffiths	C2	6	Emeryson FJ	2:49.666	7	7	23.044	0.029	77.22
20	46	Chris Alford	C2	7	Elva 200	2:50.213	7	7	23.591	0.547	76.97
21	29	William Grimshaw	B2	2	Moorland Mk1	2:50.242	5	6	23.620	0.029	76.96
22	42	Jeremy Deeley	C2	8	Cooper T52	2:51.381	7	7	24.759	1.139	76.45
23	90	Andrew Hayden	D2	3	Envoy	2:53.545	7	7	26.923	2.164	75.49
24	39	William Simon Durling	C1	1	Lotus 18	2:55.175	6	6	28.553	1.630	74.79
25	41	Peter Fenichel	C2	9	Cooper T56	2:58.485	4	6	31.863	3.310	73.41
26	9	Mark Haynes	B2	3	Nota FJ	3:00.955	5	7	34.333	2.470	72.40
27	93	Rudolf Ernst	C1	2	PBA Mk2	3:01.189	4	5	34.567	0.234	72.31
28	26	Roger Dexter	B2	4	Elva 100	3:02.625	5	6	36.003	1.436	71.74
29	87	Peter Barclay	H	1	Brabham BT15	3:08.114	6	6	41.492	5.489	69.65
30	167	Ned Spieker	E1	11	Brabham BT6	3:12.142	5	5	45.520	4.028	68.19
31	97	Hans Ciers	D2	4	Lotus 20	3:17.980	6	6	51.358	5.838	66.18
32	140	Michael Ashley-Brown	C2	10	Britannia	3:21.427	3	4	54.805	3.447	65.04
33	34	Marc Gordon	C2	11	Envoy Proto 1	3:21.690	3	6	55.068	0.263	64.96
34	60	Nicholas Daunt	A	1	Taraschi FJ	3:33.155	4	5	1:06.5	11.465	61.47
35	138	Pierre Guichard	C2	12	Faccioli FJ	3:36.830	3	3	1:10.2	3.675	60.42

Cars 9 & 39 require working transponders - Regulation Q.12.2.1 refers.
A 30 second penalty will be applied if not working in the race.

Session Start: 09:00:16 - Finish: 09:20:19
Weather/Track Conditions: Bright / Drying
Circuit: Silverstone Historic Grand Prix
Track Length: 5.857 Km - 3.6394 miles

These results are provisional until the conclusion of any judicial and technical matters.

Clerk of the Course:

Julian Floyd

Timekeeper:

Nick Palmer

Issued at:

Silverstone International Trophy - 20 - 21 May 2017

HSCC/FJHRA Silverline Historic Formula Junior

Qualifying for Race 1 - Sector Analysis

3 Justin Fleming (B2)							Lola Mk2										
lap	Sect-1	Speed	Sect-2	Speed	Sect-3	Speed	Laptime	Pit	lap	Sect-1	Speed	Sect-2	Speed	Sect-3	Speed	Laptime	Pit
1	1:02.348		1:33.512	87.8	33.087	103.2	3:08.947		5	52.579		1:25.717	99.1	31.341	105.9	2:49.637	
2	54.144		1:28.689	93.5	32.638	104.1	2:55.471		6	54.020		1:25.765	103.7	32.251	105.9	2:52.036	
3	53.332		1:27.021	90.6	32.258	104.4	2:52.611		7	52.492		1:29.812	93.2	31.350	104.1	2:53.654	
4	52.771		1:25.766	95.9	31.969	102.6	2:50.506		8								

9 Mark Haynes (B2)							Nota FJ										
lap	Sect-1	Speed	Sect-2	Speed	Sect-3	Speed	Laptime	Pit	lap	Sect-1	Speed	Sect-2	Speed	Sect-3	Speed	Laptime	Pit
1							3:17.776		5							3:00.955	
2							3:10.491		6							3:03.115	
3							3:09.523		7							3:01.393	
4							3:01.823		8								

14 Crispian Besley (C2)							Cooper T56										
lap	Sect-1	Speed	Sect-2	Speed	Sect-3	Speed	Laptime	Pit	lap	Sect-1	Speed	Sect-2	Speed	Sect-3	Speed	Laptime	Pit
1	1:00.159		1:31.476	100.6	32.419	98.0	3:04.054		5	52.563		1:23.111	102.5	31.165	102.8	2:46.839	
2	55.819		1:26.156	102.8	32.427	98.0	2:54.402		6	53.403		1:27.614	102.9	30.197	100.9	2:51.214	
3	53.181		1:25.528	100.5	32.686	98.3	2:51.395		7	51.768		1:21.803	105.7	30.755	104.2	2:44.326	
4	53.937		1:26.358	102.5	32.068	100.3	2:52.363		8								

26 Roger Dexter (B2)							Elva 100										
lap	Sect-1	Speed	Sect-2	Speed	Sect-3	Speed	Laptime	Pit	lap	Sect-1	Speed	Sect-2	Speed	Sect-3	Speed	Laptime	Pit
1	1:07.692		1:45.587	77.1	41.384	73.6	3:34.663		4	1:00.687		1:32.207	95.1	33.619	90.2	3:06.513	
2	1:11.857		1:46.645	75.4	37.258	89.4	3:35.760		5	58.275		1:31.216	96.0	33.134	91.2	3:02.625	
3	1:00.671		1:35.595	89.4	34.688	92.1	3:10.954		6	1:01.944		1:39.998	85.5	34.198	89.0	3:16.140	


29 William Grimshaw (B2)							Moorland Mk1										
lap	Sect-1	Speed	Sect-2	Speed	Sect-3	Speed	Laptime	Pit	lap	Sect-1	Speed	Sect-2	Speed	Sect-3	Speed	Laptime	Pit
1	1:03.989		1:35.361	84.5	1:34.063	84.3	4:13.413		4	59.488		1:30.102	98.3	33.773	95.5	3:03.363	
2	1:03.469		1:44.610	63.9	42.597	85.4	3:30.676		5	54.545		1:24.284	104.0	31.413	96.3	2:50.242	
3	58.816		1:32.300	102.1	33.374	95.7	3:04.490		6	1:07.823		1:28.952	104.0	31.655	99.8	3:08.430	

30 Trevor Griffiths (C2)							Emeryson FJ										
lap	Sect-1	Speed	Sect-2	Speed	Sect-3	Speed	Laptime	Pit	lap	Sect-1	Speed	Sect-2	Speed	Sect-3	Speed	Laptime	Pit
1	1:04.454		1:39.198	92.1	34.625	94.2	3:18.277		5	53.415		1:24.299	99.3	33.384	96.9	2:51.098	
2	58.662		1:31.906	94.7	32.900	96.6	3:03.468		6	57.000		1:26.615	99.1	31.717	97.0	2:55.332	
3	56.950		1:29.852	85.6	33.049	97.3	2:59.851		7	52.991		1:25.183	95.2	31.492	98.0	2:49.666	
4	55.375		1:24.805	101.4	32.277	95.9	2:52.457		8								

33 Stuart Tizzard (C2)							Lotus 18										
lap	Sect-1	Speed	Sect-2	Speed	Sect-3	Speed	Laptime	Pit	lap	Sect-1	Speed	Sect-2	Speed	Sect-3	Speed	Laptime	Pit
1	1:01.675		1:30.162	91.8	33.929	94.5	3:05.766		5	53.905		1:23.566	103.2	30.983	97.6	2:48.454	
2	56.266		1:29.332	91.4	33.354	99.5	2:58.952		6	54.115		1:24.589	106.5	31.217	99.0	2:49.921	
3	55.451		1:27.015	103.9	31.577	96.3	2:54.043		7	52.631		1:24.042	107.7	30.755	100.6	2:47.428	
4	53.507		1:24.733	104.0	32.127	91.3	2:50.367		8								

34 Marc Gordon (C2)							Envoy Proto 1										
lap	Sect-1	Speed	Sect-2	Speed	Sect-3	Speed	Laptime	Pit	lap	Sect-1	Speed	Sect-2	Speed	Sect-3	Speed	Laptime	Pit
1	1:13.557		1:50.574	76.0	41.045	74.4	3:45.176		4	1:02.545		1:42.852	83.5	41.594	71.2	3:26.991	
2	1:09.610		1:45.458	81.0	37.433	81.5	3:32.501		5	1:06.187		1:43.784	79.9	37.679	78.2	3:27.650	
3	1:06.654		1:37.641	90.0	37.395	83.7	3:21.690		6	1:02.900		1:42.142	77.3	39.169	81.7	3:24.211	

37 Andrew Taylor (C2)							Cooper T56										
lap	Sect-1	Speed	Sect-2	Speed	Sect-3	Speed	Laptime	Pit	lap	Sect-1	Speed	Sect-2	Speed	Sect-3	Speed	Laptime	Pit
1	1:01.346		1:32.085	91.7	33.462	95.3	3:06.893		5	53.380		1:22.122	106.2	32.146	98.2	2:47.648	
2	54.806		1:26.348	102.6	32.461	96.6	2:53.615		6	51.954		1:22.058	106.4	31.233	100.4	2:45.245	
3	54.353		1:23.777	105.5	31.829	100.3	2:49.959		7	52.878		1:20.203	103.4	31.670	94.8	2:44.751	
4	52.785		1:23.910	101.2	31.800	98.3	2:48.495		8								



Session Start: 09:00:16 - Finish: 09:20:19
Weather/Track Conditions: Bright / Drying
Circuit: Silverstone Historic Grand Prix
Track Length: 5.857 Km - 3.6394 miles

Silverstone International Trophy - 20 - 21 May 2017

HSCC/FJHRA Silverline Historic Formula Junior

Qualifying for Race 1 - Sector Analysis

38 Gil Duffy (C2)							Kieft FJ										
lap	Sect-1	Speed	Sect-2	Speed	Sect-3	Speed	Laptime	Pit	lap	Sect-1	Speed	Sect-2	Speed	Sect-3	Speed	Laptime	Pit
1	1:03.635		1:38.716	84.6	37.007	86.1	3:19.358		5	53.401		1:26.579	98.3	32.146	98.5	2:52.126	
2	1:01.006		1:30.673	104.5	33.581	96.0	3:05.260		6	56.952		1:26.495	93.3	32.766	98.6	2:56.213	
3	56.818		1:31.352	103.4	31.772	103.6	2:59.942		7	52.758		1:23.685	103.9	31.889	102.6	2:48.332	
4	54.854		1:26.250	103.2	32.234	102.9	2:53.338		8								

39 William Simon Durling (C1)							Lotus 18										
lap	Sect-1	Speed	Sect-2	Speed	Sect-3	Speed	Laptime	Pit	lap	Sect-1	Speed	Sect-2	Speed	Sect-3	Speed	Laptime	Pit
1							6:07.983		4							2:56.769	
2							2:58.279		5							2:56.586	
3							2:59.957		6							2:55.175	

41 Peter Fenichel (C2)							Cooper T56										
lap	Sect-1	Speed	Sect-2	Speed	Sect-3	Speed	Laptime	Pit	lap	Sect-1	Speed	Sect-2	Speed	Sect-3	Speed	Laptime	Pit
1	1:03.549		1:35.087	83.5	3:12.350	69.5	5:50.986		4	55.058		1:30.086	97.8	33.341	93.0	2:58.485	
2	1:09.509		1:31.333	88.4	34.160	92.8	3:15.002		5	59.335		1:32.234	85.2	34.246	95.6	3:05.815	
3	57.768		1:30.484	93.7	34.315	86.6	3:02.567		6	54.763		1:30.426	85.4	35.244	91.2	3:00.433	

42 Jeremy Deeley (C2)							Cooper T52										
lap	Sect-1	Speed	Sect-2	Speed	Sect-3	Speed	Laptime	Pit	lap	Sect-1	Speed	Sect-2	Speed	Sect-3	Speed	Laptime	Pit
1	1:05.102		1:38.844	94.4	35.134	91.2	3:19.080		5	53.956		1:27.773	94.3	32.402	98.3	2:54.131	
2	58.018		1:31.727	97.1	32.941	98.9	3:02.686		6	56.799		1:25.710	99.3	32.112	97.3	2:54.621	
3	57.424		1:32.139	97.8	32.405	97.1	3:01.968		7	52.817		1:26.110	78.9	32.454	101.2	2:51.381	
4	55.290		1:26.189	99.7	31.998	96.7	2:53.477		8								


43 Ian Simmonds (C2)							Envoy Mk1										
lap	Sect-1	Speed	Sect-2	Speed	Sect-3	Speed	Laptime	Pit	lap	Sect-1	Speed	Sect-2	Speed	Sect-3	Speed	Laptime	Pit
1	59.429		1:30.539	98.0	33.590	92.4	3:03.558		5	53.359		1:23.867	109.7	31.863	91.1	2:49.089	
2	55.782		1:26.129	102.6	33.162	91.7	2:55.073		6	53.154		1:25.946	109.1	31.528	98.3	2:50.628	
3	55.947		1:30.019	91.7	33.885	93.6	2:59.851		7	53.021		1:23.642	106.0	31.967	99.9	2:48.630	
4	54.373		1:26.325	104.7	32.817	98.3	2:53.515		8								

46 Chris Alford (C2)							Elva 200										
lap	Sect-1	Speed	Sect-2	Speed	Sect-3	Speed	Laptime	Pit	lap	Sect-1	Speed	Sect-2	Speed	Sect-3	Speed	Laptime	Pit
1	1:00.719		1:32.281	90.4	33.410	90.8	3:06.410		5	54.396		1:25.726	106.7	32.040	95.7	2:52.162	
2	58.633		1:31.079	105.4	32.070	95.3	3:01.782		6	54.898		1:26.297	105.4	31.375	96.9	2:52.570	
3	55.249		1:29.776	101.5	32.825	95.5	2:57.850		7	53.896		1:24.291	105.7	32.026	99.3	2:50.213	
4	54.579		1:26.764	106.7	32.076	96.6	2:53.419		8								

53 Sam Wilson (E1)							Lotus 20/22										
lap	Sect-1	Speed	Sect-2	Speed	Sect-3	Speed	Laptime	Pit	lap	Sect-1	Speed	Sect-2	Speed	Sect-3	Speed	Laptime	Pit
1	Out		1:17.049	116.3	30.215	110.3	2:33.561		5	47.509		1:14.827	121.8	27.953	113.0	2:30.289	
2	50.447		1:30.276	103.2	31.389	104.1	2:52.112		6	50.756		1:12.113	122.7	28.557	111.7	2:31.426	
3	48.681		1:15.221	119.2	28.342	112.4	2:32.244		7	46.257		1:12.079	122.7	28.286	113.2	2:26.622	
4	48.803		1:15.588	120.9	28.403	112.0	2:32.794		8								

58 Richard Smeeton (E1)							Wainer										
lap	Sect-1	Speed	Sect-2	Speed	Sect-3	Speed	Laptime	Pit	lap	Sect-1	Speed	Sect-2	Speed	Sect-3	Speed	Laptime	Pit
1	57.988		1:28.042	104.5	31.186	98.6	2:57.216		5	51.781		1:19.321	114.1	29.207	106.1	2:40.309	
2	54.303		1:21.586	109.5	30.829	103.7	2:46.718		6	49.873		1:17.515	116.5	29.472	102.6	2:36.860	
3	52.384		1:19.835	104.9	31.717	102.4	2:43.936		7	51.268		1:17.887	120.1	29.036	103.6	2:38.191	
4	51.757		1:17.594	110.6	30.169	105.9	2:39.520		8								

60 Nicholas Daunt (A)							Taraschi FJ										
lap	Sect-1	Speed	Sect-2	Speed	Sect-3	Speed	Laptime	Pit	lap	Sect-1	Speed	Sect-2	Speed	Sect-3	Speed	Laptime	Pit
1				59.0	44.114	74.9	4:06.723		4				73.5	39.030	78.0	3:33.155	
2				80.9	39.528	81.3	3:42.242		5				75.5	38.601	84.3	3:41.426	
3				82.5	47.042	81.9	3:41.391		6								



Session Start: 09:00:16 - Finish: 09:20:19
Weather/Track Conditions: Bright / Drying
Circuit: Silverstone Historic Grand Prix
Track Length: 5.857 Km - 3.6394 miles

Silverstone International Trophy - 20 - 21 May 2017

HSCC/FJHRA Silverline Historic Formula Junior

Qualifying for Race 1 - Sector Analysis

61 Simon Diffey (E1)							Lotus 20										
lap	Sect-1	Speed	Sect-2	Speed	Sect-3	Speed	Laptime	Pit	lap	Sect-1	Speed	Sect-2	Speed	Sect-3	Speed	Laptime	Pit
1	58.321		1:26.304	102.6	35.690	92.9	3:00.315		5	49.920		1:18.040	110.7	29.187	103.7	2:37.147	
2	54.597		1:19.958	112.8	29.890	99.5	2:44.445		6	52.073		1:18.906	113.9	28.783	106.1	2:39.762	
3	51.202		1:20.462	108.9	30.921	100.1	2:42.585		7	48.869		1:19.982	113.9	28.857	105.7	2:37.708	
4	50.464		1:19.002	111.3	29.648	102.6	2:39.114		8								

73 Noel Woodford (D2)							Gemini Mk3A										
lap	Sect-1	Speed	Sect-2	Speed	Sect-3	Speed	Laptime	Pit	lap	Sect-1	Speed	Sect-2	Speed	Sect-3	Speed	Laptime	Pit
1	1:08.418		1:36.626	94.5	33.879	82.5	3:18.923		5	52.729		1:23.136	110.4	29.969	95.3	2:45.834	
2	57.219		1:25.627	115.9	32.080	95.9	2:54.926		6	54.544		1:22.530	120.9	33.333	93.8	2:50.407	
3	54.258		1:27.655	104.7	31.363	82.6	2:53.276		7	54.550		1:22.067	104.9	30.500	101.0	2:47.117	
4	52.845		1:22.194	115.9	31.931	98.7	2:46.970		8								

76 John Rees (E1)							Lotus 22										
lap	Sect-1	Speed	Sect-2	Speed	Sect-3	Speed	Laptime	Pit	lap	Sect-1	Speed	Sect-2	Speed	Sect-3	Speed	Laptime	Pit
1	1:01.047		1:32.885	87.8	32.652	96.4	3:06.584		5	51.653		1:21.598	105.0	30.554	107.8	2:43.805	
2	56.030		1:27.680	97.3	31.169	105.7	2:54.879		6	49.858		1:19.752	107.9	29.889	105.1	2:39.499	
3	54.083		1:24.539	99.1	30.730	106.2	2:49.352		7	51.200		1:19.747	96.4	30.150	106.6	2:41.097	
4	50.875		1:21.566	98.4	30.687	108.2	2:43.128		8								

79 Michael Hibberd (E1)							Lotus 22										
lap	Sect-1	Speed	Sect-2	Speed	Sect-3	Speed	Laptime	Pit	lap	Sect-1	Speed	Sect-2	Speed	Sect-3	Speed	Laptime	Pit
1	54.858		1:23.393	111.1	31.117	105.7	2:49.368		5	54.474		1:19.402	118.4	29.383	110.0	2:43.259	
2	52.466		1:28.555	98.1	32.465	102.9	2:53.486		6	49.864		1:21.951	120.9	29.447	108.5	2:41.262	
3	52.284		1:21.987	112.8	31.137	108.2	2:45.408		7	51.779		1:21.198	107.0	30.768	107.3	2:43.745	
4	51.640		1:22.517	115.1	30.620	102.1	2:44.777		8	48.785		1:19.073	100.2	31.341	101.0	2:39.199	


82 Andrew Garside (E1)							Lotus 20/22										
lap	Sect-1	Speed	Sect-2	Speed	Sect-3	Speed	Laptime	Pit	lap	Sect-1	Speed	Sect-2	Speed	Sect-3	Speed	Laptime	Pit
1	58.528		1:27.255	104.2	32.345	98.3	2:58.128		5	52.377		1:19.915	114.9	29.387	110.5	2:41.679	
2	53.086		1:22.886	100.6	31.977	104.7	2:47.949		6	48.463		1:17.918	110.6	28.658	110.5	2:35.039	
3	51.397		1:22.050	111.5	30.087	108.5	2:43.534		7	50.759		1:15.070	117.3	29.001	110.0	2:34.830	
4	49.987		1:20.742	115.5	29.770	108.7	2:40.499		8	48.745		1:19.411	99.0	30.035	108.0	2:38.191	

84 Mark Woodhouse (E1)							Lotus 20/22										
lap	Sect-1	Speed	Sect-2	Speed	Sect-3	Speed	Laptime	Pit	lap	Sect-1	Speed	Sect-2	Speed	Sect-3	Speed	Laptime	Pit
1	57.926		1:28.131	91.8	32.448	98.3	2:58.505		5	49.335		1:19.352	106.7	29.312	106.6	2:37.999	
2	53.548		1:21.193	100.5	31.347	105.4	2:46.088		6	48.450		1:15.882	117.1	28.385	107.8	2:32.717	
3	50.667		1:23.411	96.6	30.966	104.2	2:45.044		7	50.509		1:15.928	110.2	28.621	110.7	2:35.058	
4	50.404		1:19.388	97.4	29.714	109.4	2:39.506		8	48.112		1:17.001	89.7	29.409	110.3	2:34.522	

85 John Chisholm (D2)							Gemini Mk3a										
lap	Sect-1	Speed	Sect-2	Speed	Sect-3	Speed	Laptime	Pit	lap	Sect-1	Speed	Sect-2	Speed	Sect-3	Speed	Laptime	Pit
1	59.474		1:29.470	93.6	32.865	96.9	3:01.809		5	52.501		1:24.306	105.7	31.402	102.3	2:48.209	
2	54.441		1:27.117	98.5	32.478	97.4	2:54.036		6	53.886		1:21.554	109.1	29.746	105.2	2:45.186	
3	55.178		1:27.726	96.7	32.911	98.2	2:55.815		7	52.403		1:21.657	108.4	30.223	106.4	2:44.283	
4	53.878		1:24.680	104.9	30.981	100.4	2:49.539		8								

86 Steve Jones (E1)							Cooper T67										
lap	Sect-1	Speed	Sect-2	Speed	Sect-3	Speed	Laptime	Pit	lap	Sect-1	Speed	Sect-2	Speed	Sect-3	Speed	Laptime	Pit
1	1:00.852		1:31.563	101.2	32.242	100.9	3:04.657		5	52.055		1:23.913	102.8	31.010	102.0	2:46.978	
2	56.979		1:27.008	92.6	32.359	101.0	2:56.346		6	55.295		1:25.885	113.0	29.807	102.6	2:50.987	
3	53.406		1:27.547	105.0	31.926	100.3	2:52.879		7	51.696		1:21.679	116.1	29.625	103.7	2:43.000	
4	52.501		1:25.029	106.0	30.370	104.4	2:47.900		8								

87 Peter Barclay (H)							Brabham BT15										
lap	Sect-1	Speed	Sect-2	Speed	Sect-3	Speed	Laptime	Pit	lap	Sect-1	Speed	Sect-2	Speed	Sect-3	Speed	Laptime	Pit
1	1:10.397		1:52.337	68.4	39.746	80.6	3:42.480		4	1:05.205		1:39.807	84.6	36.173	86.3	3:21.185	
2	1:05.699		1:44.202	89.4	35.961	87.2	3:25.862		5	1:04.158		1:34.452	94.4	34.348	92.8	3:12.958	
3	1:04.017		1:42.143	87.6	35.608	85.7	3:21.768		6	1:00.054		1:34.230	96.0	33.830	98.0	3:08.114	



Session Start: 09:00:16 - Finish: 09:20:19
Weather/Track Conditions: Bright / Drying
Circuit: Silverstone Historic Grand Prix
Track Length: 5.857 Km - 3.6394 miles

Silverstone International Trophy - 20 - 21 May 2017

HSCC/FJHRA Silverline Historic Formula Junior

Qualifying for Race 1 - Sector Analysis

89 Mark Pangborn (E1)							Lotus 20B										
lap	Sect-1	Speed	Sect-2	Speed	Sect-3	Speed	Laptime	Pit	lap	Sect-1	Speed	Sect-2	Speed	Sect-3	Speed	Laptime	Pit
1	1:01.167		1:28.275	99.3	32.044	98.2	3:01.486		4	4:52.987		1:19.753	107.7	30.579	106.8	6:43.319	P
2	53.715		1:22.654	101.7	31.003	103.6	2:47.372		5	53.752		1:20.209	109.8	29.610	110.0	2:43.571	
3	51.772		1:21.495	99.6	32.302	96.6	2:45.569		6	48.416		1:16.474	104.2	29.436	111.3	2:34.326	

90 Andrew Hayden (D2)							Envoy										
lap	Sect-1	Speed	Sect-2	Speed	Sect-3	Speed	Laptime	Pit	lap	Sect-1	Speed	Sect-2	Speed	Sect-3	Speed	Laptime	Pit
1	1:02.063		1:31.361	86.9	34.304	93.3	3:07.728		5	54.928		1:28.624	100.6	33.127	84.7	2:56.679	
2	57.354		1:30.146	100.9	33.852	88.8	3:01.352		6	55.748		1:26.610	99.9	33.621	91.2	2:55.979	
3	56.199		1:31.532	95.1	33.175	95.2	3:00.906		7	54.412		1:25.724	93.9	33.409	95.3	2:53.545	
4	54.414		1:26.353	92.7	33.724	95.5	2:54.491		8								

93 Rudolf Ernst (C1)							PBA Mk2										
lap	Sect-1	Speed	Sect-2	Speed	Sect-3	Speed	Laptime	Pit	lap	Sect-1	Speed	Sect-2	Speed	Sect-3	Speed	Laptime	Pit
1	1:04.095		1:33.520	90.3	34.995	83.5	3:12.610		4	57.748		1:30.974	90.6	32.467	87.7	3:01.189	
2	1:02.142		1:31.599	91.1	33.589	88.6	3:07.330		5	1:07.587						2:36.063	
3	58.172		1:30.789	90.7	33.346	89.7	3:02.307		6	Out			47.6	In		5:40.420	P


97 Hans Ciers (D2)							Lotus 20										
lap	Sect-1	Speed	Sect-2	Speed	Sect-3	Speed	Laptime	Pit	lap	Sect-1	Speed	Sect-2	Speed	Sect-3	Speed	Laptime	Pit
1	1:17.739		1:51.007	64.4	41.416	71.6	3:50.162		4	1:08.538		1:46.140	76.4	35.525	76.6	3:30.203	
2	1:12.759		1:46.243	67.9	40.645	77.9	3:39.647		5	1:06.456		1:43.023	75.9	36.461	85.5	3:25.940	
3	1:06.053		1:48.816	72.0	36.881	78.8	3:31.750		6	1:00.613		1:41.201	69.4	36.166	85.3	3:17.980	

98 Christopher Merrick (E1)							Cooper T59										
lap	Sect-1	Speed	Sect-2	Speed	Sect-3	Speed	Laptime	Pit	lap	Sect-1	Speed	Sect-2	Speed	Sect-3	Speed	Laptime	Pit
1	1:01.742		1:33.800	98.5	33.755	92.5	3:09.297		5	51.952		1:23.268	108.1	30.335	104.7	2:45.555	
2	57.547		1:30.002	101.4	31.948	102.9	2:59.497		6	52.334		1:21.941	112.4	30.895	105.2	2:45.170	
3	54.115		1:27.868	100.8	30.988	105.4	2:52.971		7	51.742		1:23.127	114.1	29.472	106.4	2:44.341	
4	53.136		1:26.215	97.7	31.100	106.1	2:50.451		8								

138 Pierre Guichard (C2)							Faccioli FJ										
lap	Sect-1	Speed	Sect-2	Speed	Sect-3	Speed	Laptime	Pit	lap	Sect-1	Speed	Sect-2	Speed	Sect-3	Speed	Laptime	Pit
1	Out						3:02.079		3				55.1	39.021	76.5	3:36.830	
2	Out		In	75.3	37.537	83.5	13:42.791	P	4								

140 Michael Ashley-Brown (C2)							Britannia										
lap	Sect-1	Speed	Sect-2	Speed	Sect-3	Speed	Laptime	Pit	lap	Sect-1	Speed	Sect-2	Speed	Sect-3	Speed	Laptime	Pit
1	1:09.119		1:47.154	74.4	39.776	77.9	3:36.049		3	1:04.091		1:39.789	95.5	37.547	74.1	3:21.427	
2	1:07.215		1:46.182	75.7	37.914	80.2	3:31.311		4	1:07.032		1:44.828	83.4	37.902	83.6	3:29.762	

167 Ned Spieker (E1)							Brabham BT6										
lap	Sect-1	Speed	Sect-2	Speed	Sect-3	Speed	Laptime	Pit	lap	Sect-1	Speed	Sect-2	Speed	Sect-3	Speed	Laptime	Pit
1	1:11.395		1:48.402	77.0	38.223	84.6	3:38.020		4	1:04.857		1:39.768	82.7	35.575	88.8	3:20.200	
2	1:04.418		1:40.462	85.8	35.373	91.2	3:20.253		5	1:00.039		1:37.487	94.4	34.616	92.1	3:12.142	
3	1:09.766		1:46.282	85.9	35.912	86.4	3:31.960		6								




Session Start: 09:00:16 - Finish: 09:20:19
Weather/Track Conditions: Bright / Drying
Circuit: Silverstone Historic Grand Prix
Track Length: 5.857 Km - 3.6394 miles

Silverstone International Trophy - 20 - 21 May 2017

HSCC/FJHRA Silverline Historic Formula Junior

Qualifying for Race 1 - Best Sector Times

	SECTOR 1			SECTOR 2			SECTOR 3			IDEAL / BEST LAP COMPARISON					
	NO	TIME	LAP	NO	TIME	LAP	NO	TIME	LAP	NO	NAME	BEST	IN	IDEAL	DIFF
1	53	46.257	7	53	1:12.079	7	53	27.953	5	53	Sam Wilson	2:26.622	7	2:26.289	+0.333
2	84	48.112	8	82	1:15.070	7	84	28.385	6	84	Mark Woodhouse	2:32.717	6	2:32.379	+0.338
3	89	48.416	6	84	1:15.882	6	82	28.658	6	89	Mark Pangborn	2:34.326	6	2:34.326	+0.000
4	82	48.463	6	89	1:16.474	6	61	28.783	6	82	Andrew Garside	2:34.830	7	2:32.191	+2.639
5	79	48.785	8	58	1:17.515	6	58	29.036	7	58	Richard Smeeton	2:36.860	6	2:36.424	+0.436
6	61	48.869	7	61	1:18.040	5	79	29.383	5	61	Simon Diffey	2:37.147	5	2:35.692	+1.455
7	76	49.858	6	79	1:19.073	8	89	29.436	6	79	Michael Hibberd	2:39.199	8	2:37.241	+1.958
8	58	49.873	6	76	1:19.747	7	98	29.472	7	76	John Rees	2:39.499	6	2:39.494	+0.005
9	86	51.696	7	37	1:20.203	7	86	29.625	7	86	Steve Jones	2:43.000	7	2:43.000	+0.000
10	98	51.742	7	85	1:21.554	6	85	29.746	6	85	John Chisholm	2:44.283	7	2:43.703	+0.580
11	14	51.768	7	86	1:21.679	7	76	29.889	6	14	Crispian Besley	2:44.326	7	2:43.768	+0.558
12	37	51.954	6	14	1:21.803	7	73	29.969	5	98	Christopher Merrick	2:44.341	7	2:43.155	+1.186
13	85	52.403	7	98	1:21.941	6	14	30.197	6	37	Andrew Taybr	2:44.751	7	2:43.390	+1.361
14	3	52.492	7	73	1:22.067	7	33	30.755	7	73	Noel Woodford	2:45.834	5	2:44.765	+1.069
15	33	52.631	7	33	1:23.566	5	37	31.233	6	33	Stuart Tizzard	2:47.428	7	2:46.952	+0.476
16	73	52.729	5	43	1:23.642	7	3	31.341	5	38	Gil Duffy	2:48.332	7	2:48.215	+0.117
17	38	52.758	7	38	1:23.685	7	46	31.375	6	43	Ian Simmonds	2:48.630	7	2:48.191	+0.439
18	42	52.817	7	29	1:24.284	5	29	31.413	5	3	Justin Fleming	2:49.637	5	2:49.550	+0.087
19	30	52.991	7	46	1:24.291	7	30	31.492	7	30	Trevor Griffiths	2:49.666	7	2:48.782	+0.884
20	43	53.021	7	30	1:24.299	5	43	31.528	6	46	Chris Alford	2:50.213	7	2:49.562	+0.651
21	46	53.896	7	42	1:25.710	6	38	31.772	3	29	William Grimshaw	2:50.242	5	2:50.242	+0.000
22	90	54.412	7	3	1:25.717	5	42	31.998	4	42	Jeremy Deeley	2:51.381	7	2:50.525	+0.856
23	29	54.545	5	90	1:25.724	7	93	32.467	4	90	Andrew Hayden	2:53.545	7	2:53.263	+0.282
24	41	54.763	6	41	1:30.086	4	90	33.127	5	39	William Simon Durlin	2:55.175	6		+
25	93	57.748	4	93	1:30.789	3	26	33.134	5	41	Peter Fenichel	2:58.485	4	2:58.190	+0.295
26	26	58.275	5	26	1:31.216	5	41	33.341	4	9	Mark Haynes	3:00.955	5		+
27	167	58.537	6	87	1:34.230	6	87	33.830	6	93	Rudolf Ernst	3:01.189	4	3:01.004	+0.185
28	87	1:00.054	6	167	1:37.487	5	167	34.616	5	26	Roger Dexter	3:02.625	5	3:02.625	+0.000
29	97	1:00.613	6	34	1:37.641	3	97	35.525	4	87	Peter Barclay	3:08.114	6	3:08.114	+0.000
30	34	1:02.545	4	140	1:39.789	3	34	37.395	3	167	Ned Spieker	3:12.142	5	3:10.640	+1.502
31	140	1:04.091	3	97	1:41.201	6	138	37.537	2	97	Hans Ciers	3:17.980	6	3:17.339	+0.641
32	9			9			140	37.547	3	140	Michael Ashley-Brown	3:21.427	3	3:21.427	+0.000
33	39			39			60	38.601	5	34	Marc Gordon	3:21.690	3	3:17.581	+4.109
34	60			60			9			60	Nicholas Daunt	3:33.155	4		+
35	138			138			39			138	Pierre Guichard	3:36.830	3		+



Session Start: 09:00:16 - Finish: 09:20:19

Weather/Track Conditions: Bright / Drying

Circuit: Silverstone Historic Grand Prix

Track Length: 5.857 Km - 3.6394 miles




Silverstone International Trophy - 20 - 21 May 2017

HSCC/FJHRA Silverline Historic Formula Junior

Qualifying for Race 1 - Best Sector Speeds

	NO	SECTOR 1	MPH	NO	SECTOR 2	MPH	NO	SECTOR 3	MPH
1		NO SPEED TRAP		53	Sam Wilson	122.7	53	Sam Wilson	113.2
2				73	Noel Woodford	120.9	89	Mark Pangborn	111.3
3				79	Michael Hibberd	120.9	84	Mark Woodhouse	110.7
4				58	Richard Smeeton	120.1	82	Andrew Garside	110.5
5				82	Andrew Garside	117.3	79	Michael Hibberd	110.0
6				84	Mark Woodhouse	117.1	76	John Rees	108.2
7				86	Steve Jones	116.1	85	John Chisholm	106.4
8				98	Christopher Merrick	114.1	98	Christopher Merrick	106.4
9				61	Simon Diffey	113.9	58	Richard Smeeton	106.1
10				89	Mark Pangborn	109.8	61	Simon Diffey	106.1
11				43	Ian Simmonds	109.7	3	Justin Fleming	105.9
12				85	John Chisholm	109.1	86	Steve Jones	104.4
13				76	John Rees	107.9	14	Crispian Besley	104.2
14				33	Stuart Tizzard	107.7	38	Gil Duffy	103.6
15				46	Chris Alford	106.7	42	Jeremy Deeley	101.2
16				37	Andrew Taylor	106.4	73	Noel Woodford	101.0
17				14	Crispian Besley	105.7	33	Stuart Tizzard	100.6
18				38	Gil Duffy	104.5	37	Andrew Taylor	100.4
19				29	William Grimshaw	104.0	43	Ian Simmonds	99.9
20				3	Justin Fleming	103.7	29	William Grimshaw	99.8
21				30	Trevor Griffiths	101.4	46	Chris Alford	99.3
22				90	Andrew Hayden	100.9	30	Trevor Griffiths	98.0
23				42	Jeremy Deeley	99.7	87	Peter Barclay	98.0
24				41	Peter Fenichel	97.8	41	Peter Fenichel	95.6
25				26	Roger Dexter	96.0	90	Andrew Hayden	95.5
26				87	Peter Barclay	96.0	26	Roger Dexter	92.1
27				140	Michael Ashley-Brown	95.5	167	Ned Spieker	92.1
28				167	Ned Spieker	94.4	93	Rudolf Ernst	89.7
29				93	Rudolf Ernst	91.1	97	Hans Ciers	85.5
30				34	Marc Gordon	90.0	60	Nicholas Daunt	84.3
31				60	Nicholas Daunt	82.5	34	Marc Gordon	83.7
32				97	Hans Ciers	76.4	140	Michael Ashley-Brown	83.6
33				138	Pierre Guichard	75.3	138	Pierre Guichard	83.5
34				9	Mark Haynes	0.0	9	Mark Haynes	0.0
35				39	William Simon Durling	0.0	39	William Simon Durling	0.0



Session Start: 09:00:16 - Finish: 09:20:19
Weather/Track Conditions: Bright / Drying
Circuit: Silverstone Historic Grand Prix
Track Length: 5.857 Km - 3.6394 miles

Silverstone International Trophy - 20 - 21 May 2017

HSCC/FJHRA Silverline Historic Formula Junior Race 1 - Starting Grid

Sheet No:

Start Time : 14:25 - Heat Duration : 20 Minutes

18				35	138 Pierre Guichard
17	34	60 Nicholas Daunt		33	34 Marc Gordon
16	32	140 Michael Ashley-Brown		31	97 Hans Ciers
15	30	167 Ned Spieker		29	87 Peter Barclay
14	28	26 Roger Dexter		27	93 Rudolf Ernst
13	26	9 Mark Haynes		25	41 Peter Fenichel
12	24	39 William Simon Durling		23	90 Andrew Hayden
11	22	42 Jeremy Deeley		21	29 William Grimshaw
10	20	46 Chris Alford		19	30 Trevor Griffiths
9	18	3 Justin Fleming		17	43 Ian Simmonds
8	16	38 Gil Duffy		15	33 Stuart Tizzard
7	14	73 Noel Woodford		13	37 Andrew Taylor
6	12	98 Christopher Merrick		11	14 Crispian Besley
5	10	85 John Chisholm		9	86 Steve Jones
4	8	76 John Rees		7	79 Michael Hibberd
3	6	61 Simon Diffe y		5	58 Richard Smeeton
2	4	82 Andrew Garside		3	89 Mark Pangborn
1	2	84 Mark Woodhouse		1	53 Sam Wilson

Pole Left

ROW



These results are provisional until the conclusion of any judicial and technical matters.

*Circuit: Silverstone Historic Grand Prix
Track Length: 5.857 Km - 3.6394 miles*

Clerk of the Course:

Timekeeper:

Issued at:

Julian Floyd

Nick Palmer



Printed : 20-05-2017 - 09:27

Silverstone International Trophy - 20 - 21 May 2017

HSCC Historic Road Sports supported by Witchampton Garage Qualifying for Race 2 - Classification

Sheet No:

POS	NO	DRIVER/S	CLASS		CAR MAKE / MODEL	TIME	ON	LAPS	GAP	DIFF	MPH
			CLASS	POS							
1	26	John Davison	C	1	Lotus Elan S1	2:28.107	7	8			88.46
2	111	William Plant	A	1	Morgan Plus 8	2:29.597	7	8	1.490	1.490	87.58
3	5	Peter Shaw	C	2	Lotus Elan S1	2:30.989	6	7	2.882	1.392	86.77
4	30	Robin Pearce	A	2	Morgan Plus 8	2:32.386	7	8	4.279	1.397	85.98
5	98	Kevin Kivlochan	A	3	Morgan Plus 8	2:32.464	6	8	4.357	0.078	85.93
6	84	Ian Burford	C	3	Ginetta G4	2:33.353	8	8	5.246	0.889	85.44
7	16	Robert Rowe	C	4	Lotus Elan S3	2:36.377	7	8	8.270	3.024	83.78
8	120	Will Leverett	G	1	Lotus Elan S4	2:36.945	6	7	8.838	0.568	83.48
9	3	Philip Goddard	A	4	Morgan Plus 8	2:39.659	5	7	11.552	2.714	82.06
10	166	Rob Fenn	G	2	Ford Mustang	2:39.959	6	7	11.852	0.300	81.91
11	45	Barry Ashdown	C	5	Lotus Elan	2:41.259	6	7	13.152	1.300	81.25
12	11	Larry Tucker	G	3	Shelby Mustang GT350	2:42.547	7	8	14.440	1.288	80.60
13	55	Nick Savage	A	5	Chevrolet Camaro	2:45.856	7	7	17.749	3.309	78.99
14	4	Costas Michael	D	1	Sunbeam Alpine	2:46.026	7	7	17.919	0.170	78.91
15	134	Karl Wetherell	G	4	Triumph TR4	2:46.301	4	6	18.194	0.275	78.78
16	15	Michael Eagles	A	6	De Tomaso Mangusta	2:50.366	3	3	22.259	4.065	76.90
17	1	Dick Coffey	E	1	Turner Mk1	2:51.197	6	7	23.090	0.831	76.53
18	177	Barry Davison	C	6	Lotus Elan S3	2:52.919	6	7	24.812	1.722	75.77
19	6	Johan Denekamp	B	1	TVR Tuscan	2:53.127	7	7	25.020	0.208	75.68
20	88	Paul Brown	D	2	MG B	2:53.623	5	6	25.516	0.496	75.46
21	91	Richard Owen	F	1	Triumph TR2	2:54.362	3	7	26.255	0.739	75.14
22	77	Jeremy Mortimer	D	3	MG B	2:56.466	7	7	28.359	2.104	74.25
23	20	Jamie Mason	C	7	Turner Mk2	2:57.178	6	6	29.071	0.712	73.95
24	22	Tony Davis	E	2	Austin Healey Sprite Mk1	2:58.305	7	7	30.198	1.127	73.48
25	2	Ian Jacobs	D	4	Fiat 124 Spider	2:59.508	3	4	31.401	1.203	72.99
26	7	Teifion Salisbury	C	8	Lotus Seven S2	3:03.931	4	7	35.824	4.423	71.23
27	52	Timothy Helliwell	D	5	MG B	3:25.959	1	1	57.852	22.028	63.61
28	10	Ian Ross	E	3	Ginetta G15	3:36.093	1	2	1:07.9	10.134	60.63
29	37	Mervyn Selwyn	C	9	Lotus Elan S3						

Session Start: 09:28:10 - Finish: 09:48:14
Weather/Track Conditions: Bright / Drying
Circuit: Silverstone Historic Grand Prix
Track Length: 5.857 Km - 3.6394 miles

These results are provisional until the conclusion of any judicial and technical matters.

Clerk of the Course: Julian Floyd	Timekeeper: Nick Palmer	Issued at:
--	--------------------------------	------------

Silverstone International Trophy - 20 - 21 May 2017

HSCC Historic Road Sports supported by Witchampton Garage

Qualifying for Race 2 - Sector Analysis

1 Dick Coffey (E)								Turner Mk 1							
lap	Sect-1	Speed	Sect-2	Speed	Sect-3	Speed	Laptime Pit	lap	Sect-1	Speed	Sect-2	Speed	Sect-3	Speed	Laptime Pit
1	1:03.350		1:38.329	93.1	35.617	84.7	3:17.296	5	56.773		1:28.052	98.8	32.074	94.4	2:56.899
2	58.412		1:35.170	99.1	33.422	92.5	3:07.004	6	53.289		1:25.765	101.5	32.143	90.0	2:51.197
3	56.977		1:31.416	94.5	34.711	79.1	3:03.104	7	52.770		1:28.888	100.0	31.635	94.8	2:53.293
4	57.067		1:30.401	95.5	32.657	92.9	3:00.125	8							

2 Ian Jacobs (D)								Fiat 124 Spider							
lap	Sect-1	Speed	Sect-2	Speed	Sect-3	Speed	Laptime Pit	lap	Sect-1	Speed	Sect-2	Speed	Sect-3	Speed	Laptime Pit
1	1:01.040		1:30.386	94.4	35.236	72.2	3:06.662	3	56.524		1:31.152	98.4	31.832	87.2	2:59.508
2	1:01.348		1:32.357	99.3	32.672	84.7	3:06.377	4	58.545		1:32.872	77.9	In		3:21.093 P

3 Philip Goddard (A)								Morgan Plus 8							
lap	Sect-1	Speed	Sect-2	Speed	Sect-3	Speed	Laptime Pit	lap	Sect-1	Speed	Sect-2	Speed	Sect-3	Speed	Laptime Pit
1	1:00.069		1:29.654	99.1	30.618	107.1	3:00.341	5	49.574		1:20.222	111.8	29.863	104.1	2:39.659
2	55.755		1:22.689	105.0	30.311	106.8	2:48.755	6	49.263		1:29.034	107.5	32.172	76.2	2:50.469
3	51.548		1:23.051	109.1	29.968	103.1	2:44.567	7	54.604		1:23.197	108.8	29.616	105.2	2:47.417
4	50.513		1:20.950	116.5	29.441	103.4	2:40.904	8							

4 Costas Michael (D)								Sunbeam Alpine							
lap	Sect-1	Speed	Sect-2	Speed	Sect-3	Speed	Laptime Pit	lap	Sect-1	Speed	Sect-2	Speed	Sect-3	Speed	Laptime Pit
1	59.293		1:35.346	102.0	31.788	95.5	3:06.427	5	53.218		1:24.683	104.9	31.363	92.0	2:49.264
2	53.824		1:26.825	104.0	31.505	98.0	2:52.154	6	51.952		1:24.375	105.7	30.479	91.2	2:46.806
3	53.492		1:26.449	102.5	31.542	85.6	2:51.483	7	52.096		1:22.358	106.4	31.572	96.3	2:46.026
4			103.4	31.274	90.2		2:52.624	8							


5 Peter Shaw (C)								Lotus Elan S1							
lap	Sect-1	Speed	Sect-2	Speed	Sect-3	Speed	Laptime Pit	lap	Sect-1	Speed	Sect-2	Speed	Sect-3	Speed	Laptime Pit
1	52.787		1:22.050	111.7	28.786	110.5	2:43.623	5	47.624		1:25.730	93.2	29.346	109.4	2:42.700
2	48.314		1:16.204	119.8	27.791	111.5	2:32.309	6	47.188		1:15.914	120.1	27.887	110.7	2:30.989
3	47.408		1:15.972	115.3	28.309	98.2	2:31.689	7	56.956		1:34.471	86.4	In		3:22.939 P
4	53.559		1:25.569	97.5	29.686	109.4	2:48.814	8							

6 Johan Denekamp (B)								TVR Tuscan							
lap	Sect-1	Speed	Sect-2	Speed	Sect-3	Speed	Laptime Pit	lap	Sect-1	Speed	Sect-2	Speed	Sect-3	Speed	Laptime Pit
1	1:01.124		1:35.263	90.8	32.842	92.4	3:09.229	5	55.461		1:27.237	97.1	32.911	90.3	2:55.609
2	56.446		1:31.478	90.0	33.076	92.0	3:01.000	6	54.162		1:27.335	97.1	31.698	94.0	2:53.195
3	57.651		1:28.262	103.6	33.002	83.0	2:58.915	7	53.568		1:26.454	97.1	33.105	88.5	2:53.127
4	56.426		1:30.294	96.6	32.485	89.5	2:59.205	8							

7 Teifion Salisbury (C)								Lotus Seven S2							
lap	Sect-1	Speed	Sect-2	Speed	Sect-3	Speed	Laptime Pit	lap	Sect-1	Speed	Sect-2	Speed	Sect-3	Speed	Laptime Pit
1	1:06.477		1:44.601	79.1	36.265	85.3	3:27.343	5	59.039		1:34.881	91.7	33.215	92.8	3:07.135
2	1:02.484		1:38.301	79.4	34.296	90.0	3:15.081	6	58.050		1:33.364	87.2	33.749	82.1	3:05.163
3	1:00.513		1:34.553	83.0	34.299	74.7	3:09.365	7	58.828		1:33.245	99.3	32.513	92.0	3:04.586
4	1:00.804		1:30.854	94.8	32.273	90.7	3:03.931	8							

10 Ian Ross (E)								Ginetta G15							
lap	Sect-1	Speed	Sect-2	Speed	Sect-3	Speed	Laptime Pit	lap	Sect-1	Speed	Sect-2	Speed	Sect-3	Speed	Laptime Pit
1	1:08.415		1:48.962	75.1	38.716	73.7	3:36.093	2	1:09.538		1:46.337	77.6	41.822	25.8	3:37.697

11 Larry Tucker (G)								Shelby Mustang GT350							
lap	Sect-1	Speed	Sect-2	Speed	Sect-3	Speed	Laptime Pit	lap	Sect-1	Speed	Sect-2	Speed	Sect-3	Speed	Laptime Pit
1	56.478		1:29.094	101.7	31.348	104.6	2:56.920	5	51.642		1:23.116	112.2	30.404	105.6	2:45.162
2	52.186		1:24.419	102.5	30.897	107.8	2:47.502	6	50.773		1:22.635	116.9	30.218	102.3	2:43.626
3	50.660		1:22.901	110.0	30.461	101.0	2:44.022	7	50.382		1:21.992	118.1	30.173	103.6	2:42.547
4	50.782		1:27.337	114.1	30.654	101.8	2:48.773	8	50.639		1:22.923	112.6	30.615	102.0	2:44.177



Session Start: 09:28:10 - Finish: 09:48:14
Weather/Track Conditions: Bright / Drying
Circuit: Silverstone Historic Grand Prix
Track Length: 5.857 Km - 3.6394 miles

Silverstone International Trophy - 20 - 21 May 2017

HSCC Historic Road Sports supported by Witchampton Garage

Qualifying for Race 2 - Sector Analysis

15 Michael Eagles (A)							De Tomaso Mangusta										
Lap	Sect-1	Speed	Sect-2	Speed	Sect-3	Speed	Laptime	Pit	Lap	Sect-1	Speed	Sect-2	Speed	Sect-3	Speed	Laptime	Pit
1	56.455		1:30.049	109.1	30.503	95.7	2:57.007		3	52.047		1:25.600	96.1	32.719	61.5	2:50.366	
2	55.199		1:24.116	104.5	31.334	92.1	2:50.649		4								

16 Robert Rowe (C)							Lotus Elan S3										
Lap	Sect-1	Speed	Sect-2	Speed	Sect-3	Speed	Laptime	Pit	Lap	Sect-1	Speed	Sect-2	Speed	Sect-3	Speed	Laptime	Pit
1	58.854		1:32.275	99.9	30.382	105.9	3:01.511		5	48.517		1:21.070	116.7	28.711	105.1	2:38.298	
2	55.656		1:25.207	112.6	29.172	108.7	2:50.035		6	48.170		1:20.480	113.2	29.160	105.9	2:37.810	
3	52.907		1:22.623	110.0	31.956	72.7	2:47.486		7	48.311		1:19.460	117.9	28.606	107.3	2:36.377	
4	54.486		1:22.067	117.5	28.569	103.6	2:45.122		8	47.414		1:21.184	117.7	28.715	107.3	2:37.313	

20 Jamie Mason (C)							Turner Mk2										
Lap	Sect-1	Speed	Sect-2	Speed	Sect-3	Speed	Laptime	Pit	Lap	Sect-1	Speed	Sect-2	Speed	Sect-3	Speed	Laptime	Pit
1	1:03.439		1:44.684	85.6	36.831	93.4	3:24.954		4	59.464		1:32.107	95.9	In		3:20.664	P
2	1:02.471		1:38.357	96.8	33.044	98.2	3:13.872		5	Out		1:31.232	91.1	31.800	98.3	4:22.359	P
3	59.927		1:34.956	94.0	36.390	66.2	3:11.273		6	55.185		1:30.253	97.0	31.740	97.3	2:57.178	

22 Tony Davis (E)							Austin Healey Sprite Mk1										
Lap	Sect-1	Speed	Sect-2	Speed	Sect-3	Speed	Laptime	Pit	Lap	Sect-1	Speed	Sect-2	Speed	Sect-3	Speed	Laptime	Pit
1				97.1	32.426	89.0	3:07.952		5				89.0	32.985	89.8	3:02.997	
2				97.3	33.269	87.2	3:04.143		6				94.4	32.877	87.8	2:58.977	
3				95.3	32.972	89.0	3:01.250		7				97.3	32.163	90.1	2:58.305	
4				96.4	32.868	89.6	3:00.342		8								

26 John Davison (C)							Lotus Elan S1										
Lap	Sect-1	Speed	Sect-2	Speed	Sect-3	Speed	Laptime	Pit	Lap	Sect-1	Speed	Sect-2	Speed	Sect-3	Speed	Laptime	Pit
1	54.635		1:21.613	117.1	28.645	106.8	2:44.893		5	51.544		1:18.458	87.0	30.094	107.1	2:40.096	
2	48.843		1:14.746	120.9	27.585	110.0	2:31.174		6	46.563		1:13.987	118.6	28.368	107.1	2:28.918	
3	47.102		1:13.917	121.8	28.014	94.6	2:29.033		7	46.167		1:14.349	121.8	27.591	108.2	2:28.107	
4	1:00.125		1:30.269	72.2	35.126	87.0	3:05.520		8	55.898		1:19.132	106.4	In		2:52.877	P


30 Robin Pearce (A)							Morgan Plus 8										
Lap	Sect-1	Speed	Sect-2	Speed	Sect-3	Speed	Laptime	Pit	Lap	Sect-1	Speed	Sect-2	Speed	Sect-3	Speed	Laptime	Pit
1	53.244		1:20.162	107.2	28.257	114.2	2:41.663		5	48.351		1:16.536	119.6	28.033	113.4	2:32.920	
2	48.383		1:16.648	120.3	27.960	113.6	2:32.991		6	48.465		1:15.665	120.1	28.440	109.1	2:32.570	
3	47.827		1:16.667	119.2	29.247	88.5	2:33.741		7	48.000		1:16.209	119.4	28.177	110.0	2:32.386	
4	48.265		1:16.052	119.4	29.065	100.1	2:33.382		8	48.017		1:17.048	109.5	28.848	108.5	2:33.913	

37 Mervyn Selwyn (C)							Lotus Elan S3										
Lap	Sect-1	Speed	Sect-2	Speed	Sect-3	Speed	Laptime	Pit	Lap	Sect-1	Speed	Sect-2	Speed	Sect-3	Speed	Laptime	Pit
1				87.8	34.522	85.3	3:25.959		2								

45 Barry Ashdown (C)							Lotus Elan										
Lap	Sect-1	Speed	Sect-2	Speed	Sect-3	Speed	Laptime	Pit	Lap	Sect-1	Speed	Sect-2	Speed	Sect-3	Speed	Laptime	Pit
1	1:01.946		1:28.528	91.9	34.167	99.5	3:04.641		5	51.852		1:21.037	115.7	29.701	102.9	2:42.590	
2	53.988		1:24.717	98.1	31.134	107.3	2:49.839		6	49.898		1:21.647	115.9	29.714	96.3	2:41.259	
3	51.167		1:22.586	108.1	31.022	98.0	2:44.775		7	49.995		1:22.272	116.3	29.831	101.8	2:42.098	
4	50.889		1:22.235	113.7	29.773	104.6	2:42.897		8								

52 Timothy Helliwell (D)							MG B										
Lap	Sect-1	Speed	Sect-2	Speed	Sect-3	Speed	Laptime	Pit	Lap	Sect-1	Speed	Sect-2	Speed	Sect-3	Speed	Laptime	Pit
1				87.8	34.522	85.3	3:25.959		2								

55 Nick Savage (A)							Chevrolet Camaro										
Lap	Sect-1	Speed	Sect-2	Speed	Sect-3	Speed	Laptime	Pit	Lap	Sect-1	Speed	Sect-2	Speed	Sect-3	Speed	Laptime	Pit
1	59.115		1:28.773	104.0	31.212	101.6	2:59.100		5	52.263		1:24.825	111.8	30.817	97.6	2:47.905	
2	52.830		1:26.497	106.7	31.092	104.9	2:50.419		6	51.627		1:25.230	106.5	31.104	97.1	2:47.961	
3	51.544		1:24.918	111.7	30.496	96.0	2:46.958		7	51.764		1:23.347	109.7	30.745	103.6	2:45.856	
4	52.237		1:23.965	109.5	30.537	92.1	2:46.739		8								



Session Start: 09:28:10 - Finish: 09:48:14
Weather/Track Conditions: Bright / Drying
Circuit: Silverstone Historic Grand Prix
Track Length: 5.857 Km - 3.6394 miles

Silverstone International Trophy - 20 - 21 May 2017

HSCC Historic Road Sports supported by Witchampton Garage

Qualifying for Race 2 - Sector Analysis

77 Jeremy Mortimer (D)							MG B										
Lap	Sect-1	Speed	Sect-2	Speed	Sect-3	Speed	Laptime	Pit	Lap	Sect-1	Speed	Sect-2	Speed	Sect-3	Speed	Laptime	Pit
1	1:01.333		1:35.446	97.4	33.428	91.1	3:10.207		5	55.964		1:29.039	98.5	31.978	92.2	2:56.981	
2	58.850		1:34.968	99.9	33.098	93.6	3:06.916		6	55.555		1:30.314	99.7	32.124	91.2	2:57.993	
3	56.667		1:31.892	99.7	34.198	80.7	3:02.757		7	55.275		1:29.093	99.4	32.098	90.1	2:56.466	
4	57.201		1:32.326	99.4	32.588	89.4	3:02.115		8								

84 Ian Burford (C)							Ginetta G4										
Lap	Sect-1	Speed	Sect-2	Speed	Sect-3	Speed	Laptime	Pit	Lap	Sect-1	Speed	Sect-2	Speed	Sect-3	Speed	Laptime	Pit
1	57.441		1:26.686	107.2	30.394	99.5	2:54.521		5	49.415		1:17.549	110.4	28.651	101.3	2:35.615	
2	51.951		1:20.357	111.8	29.273	98.7	2:41.581		6	49.500		1:18.028	109.5	28.709	101.6	2:36.237	
3	52.106		1:18.634	108.9	29.067	100.9	2:39.807		7	47.937		1:18.637	111.1	28.552	103.6	2:35.126	
4	50.334		1:19.375	106.4	29.306	96.9	2:39.015		8	48.226		1:16.575	113.0	28.552	104.2	2:33.353	

88 Paul Brown (D)							MG B										
Lap	Sect-1	Speed	Sect-2	Speed	Sect-3	Speed	Laptime	Pit	Lap	Sect-1	Speed	Sect-2	Speed	Sect-3	Speed	Laptime	Pit
1				70.3	37.088	88.6	3:30.143		4				98.8	31.636	92.2	2:55.019	
2				86.8	33.746	91.0	3:10.731		5				97.8	31.571	92.6	2:53.623	
3				98.1	31.892	92.5	2:55.193		6				61.6			3:50.845	

91 Richard Owen (F)							Triumph TR2										
Lap	Sect-1	Speed	Sect-2	Speed	Sect-3	Speed	Laptime	Pit	Lap	Sect-1	Speed	Sect-2	Speed	Sect-3	Speed	Laptime	Pit
1	1:03.050		1:39.180	93.7	34.470	93.6	3:16.700		5	56.060		1:29.472	98.7	32.372	86.4	2:57.904	
2	55.788		1:29.150	97.8	31.531	94.8	2:56.469		6	54.634		1:28.158	98.5	31.746	87.5	2:54.538	
3	55.072		1:26.741	91.9	32.549	83.9	2:54.362		7	59.236		1:36.247	78.0	In		3:29.795	P
4	56.823		1:28.530	97.3	31.930	92.9	2:57.283		8								


98 Kevin Kivlochan (A)							Morgan Plus 8										
Lap	Sect-1	Speed	Sect-2	Speed	Sect-3	Speed	Laptime	Pit	Lap	Sect-1	Speed	Sect-2	Speed	Sect-3	Speed	Laptime	Pit
1	52.885		1:20.257	116.1	29.030	110.9	2:42.172		5	47.678		1:17.377	118.4	28.730	105.1	2:33.785	
2	48.839		1:17.405	116.5	28.590	110.3	2:34.834		6	47.192		1:16.660	115.3	28.612	109.1	2:32.464	
3	48.344		1:17.109	115.7	29.065	84.1	2:34.518		7	47.653		1:19.153	115.3	29.540	104.4	2:36.346	
4	57.269		1:28.854	88.3	31.575	101.8	2:57.698		8	47.439		1:22.035	106.0	29.438	102.0	2:38.912	

111 William Plant (A)							Morgan Plus 8										
Lap	Sect-1	Speed	Sect-2	Speed	Sect-3	Speed	Laptime	Pit	Lap	Sect-1	Speed	Sect-2	Speed	Sect-3	Speed	Laptime	Pit
1	52.402		1:19.174	109.5	28.914	112.0	2:40.490		5	50.691		1:17.576	110.6	28.199	112.2	2:36.466	
2	47.853		1:16.470	119.2	28.104	112.2	2:32.427		6	47.044		1:15.848	117.7	28.025	112.2	2:30.917	
3	47.024		1:15.687	117.9	28.659	99.3	2:31.370		7	46.422		1:15.198	119.8	27.977	113.2	2:29.597	
4	47.230		1:15.576	119.0	28.488	105.2	2:31.294		8	48.353		1:18.563	112.4	29.275	100.9	2:36.191	

120 Will Leverett (G)							Lotus Elan S4										
Lap	Sect-1	Speed	Sect-2	Speed	Sect-3	Speed	Laptime	Pit	Lap	Sect-1	Speed	Sect-2	Speed	Sect-3	Speed	Laptime	Pit
1	1:03.926		1:47.052	75.7	33.966	107.1	3:24.944		5	49.161		1:20.791	105.5	31.238	99.5	2:41.190	
2	1:05.180		1:40.436	78.7	32.298	107.3	3:17.914		6	48.923		1:18.267	118.1	29.755	107.6	2:36.945	
3	52.549		1:25.667	98.3	34.609	74.1	2:52.825		7	49.028		1:20.609	114.5	29.857	107.6	2:39.494	
4	54.633		1:20.400	111.5	30.381	102.3	2:45.414		8								

134 Karl Wetherell (G)							Triumph TR4										
Lap	Sect-1	Speed	Sect-2	Speed	Sect-3	Speed	Laptime	Pit	Lap	Sect-1	Speed	Sect-2	Speed	Sect-3	Speed	Laptime	Pit
1	58.994		1:32.218	94.3	32.262	96.6	3:03.474		4	51.991		1:22.748	105.4	31.562	92.8	2:46.301	
2	53.904		1:24.453	105.2	31.521	93.3	2:49.878		5	51.318		1:23.551	103.6	31.497	94.6	2:46.366	
3	52.905		1:23.166	104.9	31.771	90.7	2:47.842		6	51.412		1:27.462	78.4			2:25.194	

166 Rob Fenn (G)							Ford Mustang										
Lap	Sect-1	Speed	Sect-2	Speed	Sect-3	Speed	Laptime	Pit	Lap	Sect-1	Speed	Sect-2	Speed	Sect-3	Speed	Laptime	Pit
1	1:05.595		1:29.841	79.7	34.315	95.7	3:09.751		5	50.006		1:20.821	97.7	31.187	94.6	2:42.014	
2	56.842		1:24.358	91.7	31.449	99.3	2:52.649		6	49.772		1:19.511	96.7	30.676	96.0	2:39.959	
3	52.909		1:23.029	93.9	33.571	81.2	2:49.509		7	50.989		1:21.672	96.6	30.772	100.1	2:43.433	
4	53.412		1:22.865	95.3	31.299	99.2	2:47.576		8								




Session Start: 09:28:10 - Finish: 09:48:14
Weather/Track Conditions: Bright / Drying
Circuit: Silverstone Historic Grand Prix
Track Length: 5.857 Km - 3.6394 miles

Silverstone International Trophy - 20 - 21 May 2017

HSCC Historic Road Sports supported by Witchampton Garage

Qualifying for Race 2 - Sector Analysis

177 Barry Davison (C)							Lotus Elan S3										
Lap	Sect-1	Speed	Sect-2	Speed	Sect-3	Speed	Laptime	Pit	Lap	Sect-1	Speed	Sect-2	Speed	Sect-3	Speed	Laptime	Pit
1	1:00.863		1:43.054	85.3	36.575	89.7	3:20.492		5	54.681		1:27.111	100.3	31.937	95.9	2:53.729	
2	1:03.045		1:35.847	97.5	33.523	94.8	3:12.415		6	55.588		1:25.460	105.5	31.871	96.7	2:52.919	
3	56.554		1:29.053	103.1	33.615	86.8	2:59.222		7	57.036		1:27.243	99.7	In		3:14.607	P
4	57.413		1:29.985	99.9	32.420	91.1	2:59.818		8								




Silverstone International Trophy - 20 - 21 May 2017

HSCC Historic Road Sports supported by Witchampton Garage

Qualifying for Race 2 - Best Sector Times

SECTOR 1			SECTOR 2			SECTOR 3			IDEAL / BEST LAP COMPARISON						
NO	TIME	LAP	NO	TIME	LAP	NO	TIME	LAP	NO	NAME	BEST	IN	IDEAL	DIFF	
1	26	46.167	7	26	1:13.917	3	26	27.585	2	26	John Davison	2:28.107	7	2:27.669	+0.438
2	111	46.422	7	111	1:15.198	7	5	27.791	2	111	William Plant	2:29.597	7	2:29.597	+0.000
3	5	47.188	6	30	1:15.665	6	30	27.960	2	5	Peter Shaw	2:30.989	6	2:30.893	+0.096
4	98	47.192	6	5	1:15.914	6	111	27.977	7	30	Robin Pearce	2:32.386	7	2:31.452	+0.934
5	16	47.414	8	84	1:16.575	8	84	28.552	7	98	Kevin Kivlochan	2:32.464	6	2:32.442	+0.022
6	30	47.827	3	98	1:16.660	6	16	28.569	4	84	Ian Burford	2:33.353	8	2:33.064	+0.289
7	84	47.937	7	120	1:18.267	6	98	28.590	2	16	Robert Row e	2:36.377	7	2:35.443	+0.934
8	120	48.923	6	16	1:19.460	7	3	29.441	4	120	Will Leverett	2:36.945	6	2:36.945	+0.000
9	3	49.263	6	166	1:19.511	6	45	29.701	5	3	Philip Goddard	2:39.659	5	2:38.926	+0.733
10	166	49.772	6	3	1:20.222	5	120	29.755	6	166	Rob Fenn	2:39.959	6	2:39.959	+0.000
11	45	49.898	6	45	1:21.037	5	11	30.173	7	45	Barry Ashdown	2:41.259	6	2:40.636	+0.623
12	11	50.382	7	11	1:21.992	7	4	30.479	6	11	Larry Tucker	2:42.547	7	2:42.547	+0.000
13	134	51.318	5	4	1:22.358	7	55	30.496	3	55	Nick Savage	2:45.856	7	2:45.387	+0.469
14	55	51.544	3	134	1:22.748	4	15	30.503	1	4	Costas Michael	2:46.026	7	2:44.789	+1.237
15	4	51.952	6	55	1:23.347	7	166	30.676	6	134	Karl Wetherell	2:46.301	4	2:45.563	+0.738
16	15	52.047	3	15	1:24.116	2	134	31.497	5	15	Michael Eagles	2:50.366	3	2:46.666	+3.700
17	1	52.770	7	177	1:25.460	6	91	31.531	2	1	Dick Coffey	2:51.197	6	2:50.170	+1.027
18	6	53.568	7	1	1:25.765	6	88	31.571	5	177	Barry Davison	2:52.919	6	2:52.012	+0.907
19	91	54.634	6	6	1:26.454	7	1	31.635	7	6	Johan Denekamp	2:53.127	7	2:51.720	+1.407
20	177	54.681	5	91	1:26.741	3	6	31.698	6	88	Paul Brow n	2:53.623	5		+
21	20	55.185	6	77	1:29.039	5	20	31.740	6	91	Richard Ow en	2:54.362	3	2:52.906	+1.456
22	77	55.275	7	20	1:30.253	6	2	31.832	3	77	Jeremy Mortimer	2:56.466	7	2:56.292	+0.174
23	2	56.524	3	2	1:30.386	1	177	31.871	6	20	Jamie Mason	2:57.178	6	2:57.178	+0.000
24	7	58.050	6	7	1:30.854	4	77	31.978	5	22	Tony Davis	2:58.305	7		+
25	10	1:08.415	1	10	1:46.337	2	22	32.163	7	2	Ian Jacobs	2:59.508	3	2:58.742	+0.766
26	22			22			7	32.273	4	7	Teifion Salisbury	3:03.931	4	3:01.177	+2.754
27	37			37			52	34.522	1	52	Timothy Helliw ell	3:25.959	1		+
28	52			52			10	38.716	1	10	Ian Ross	3:36.093	1	3:33.468	+2.625
29	88			88			37			37	Mervyn Selwyn				+



Session Start: 09:28:10 - Finish: 09:48:14
Weather/Track Conditions: Bright / Drying
Circuit: Silverstone Historic Grand Prix
Track Length: 5.857 Km - 3.6394 miles




Silverstone International Trophy - 20 - 21 May 2017

HSCC Historic Road Sports supported by Witchampton Garage

Qualifying for Race 2 - Best Sector Speeds

	NO	SECTOR 1	MPH	NO	SECTOR 2	MPH	NO	SECTOR 3	MPH
1		NO SPEED TRAP		26	John Davison	121.8	30	Robin Pearce	114.2
2				30	Robin Pearce	120.3	111	William Plant	113.2
3				5	Peter Shaw	120.1	5	Peter Shaw	111.5
4				111	William Plant	119.8	98	Kevin Kivlochan	110.9
5				98	Kevin Kivlochan	118.4	26	John Davison	110.0
6				11	Larry Tucker	118.1	16	Robert Row e	108.7
7				120	Will Leverett	118.1	11	Larry Tucker	107.8
8				16	Robert Row e	117.9	120	Will Leverett	107.6
9				3	Philip Goddard	116.5	45	Barry Ashdown	107.3
10				45	Barry Ashdown	116.3	3	Philip Goddard	107.1
11				84	Ian Burford	113.0	55	Nick Savage	104.9
12				55	Nick Savage	111.8	84	Ian Burford	104.2
13				15	Michael Eagles	109.1	166	Rob Fenn	100.1
14				4	Costas Michael	106.4	20	Jamie Mason	98.3
15				177	Barry Davison	105.5	4	Costas Michael	98.0
16				134	Karl Wetherell	105.4	177	Barry Davison	96.7
17				6	Johan Denekamp	103.6	134	Karl Wetherell	96.6
18				1	Dick Coffey	101.5	15	Michael Eagles	95.7
19				77	Jeremy Mortimer	99.9	1	Dick Coffey	94.8
20				2	Ian Jacobs	99.3	91	Richard Owen	94.8
21				7	Teifion Salisbury	99.3	6	Johan Denekamp	94.0
22				88	Paul Brow n	98.8	77	Jeremy Mortimer	93.6
23				91	Richard Owen	98.7	7	Teifion Salisbury	92.8
24				166	Rob Fenn	97.7	88	Paul Brow n	92.6
25				22	Tony Davis	97.3	22	Tony Davis	90.1
26				20	Jamie Mason	97.0	2	Ian Jacobs	87.2
27				52	Timothy Helliw ell	87.8	52	Timothy Helliw ell	85.3
28				10	Ian Ross	77.6	10	Ian Ross	76.2
29				37	Mervyn Selwyn	0.0	37	Mervyn Selwyn	76.1



Session Start: 09:28:10 - Finish: 09:48:14
Weather/Track Conditions: Bright / Drying
Circuit: Silverstone Historic Grand Prix
Track Length: 5.857 Km - 3.6394 miles

Silverstone International Trophy - 20 - 21 May 2017

HSCC Historic Road Sports supported by Witchampton Garage Race 2 - Starting Grid

Sheet No:

Start Time : 15:00 - Heat Duration : 20 Minutes

14			27 37 Mervyn Selwyn
13	26 7 Teifion Salisbury		25 2 Ian Jacobs
12	24 22 Tony Davis		23 20 Jamie Mason
11	22 77 Jeremy Mortimer		21 91 Richard Owen
10	20 88 Paul Brown		19 6 Johan Denekamp
9	18 177 Barry Davison		17 1 Dick Coffey
8	16 15 Michael Eagles		15 134 Karl Wetherell
7	14 4 Costas Michael		13 55 Nick Savage
6	12 11 Larry Tucker		11 45 Barry Ashdown
5	10 166 Rob Fenn		9 3 Philip Goddard
4	8 120 Will Leverett		7 16 Robert Rowe
3	6 84 Ian Burford		5 98 Kevin Kivlochan
2	4 30 Robin Pearce		3 5 Peter Shaw
1	2 111 William Plant		1 26 John Davison
ROW	Pole Left		

Cars 10 & 52 withdrawn. Car 37 allowed to start from back of grid.

*Circuit: Silverstone Historic Grand Prix
Track Length: 5.857 Km - 3.6394 miles*

These results are provisional until the conclusion of any judicial and technical matters.		
Clerk of the Course: <div style="text-align: right;">Julian Floyd</div>	Timekeeper: <div style="text-align: right;">Nick Palmer</div>	Issued at:

Silverstone International Trophy - 20 - 21 May 2017

HSCC Historic Formula Ford with Avon Tyres, Radio Caroline & Titan Historic Racing Qualifying for Race 3 - Classification

Sheet No:

POS	NO	DRIVER/S	CLASS		CAR MAKE / MODEL	TIME	ON	LAPS	GAP	DIFF	MPH
			CLASS	POS							
1	1	Callum Grant		1	Merlyn Mk20A	2:19.231	4	9			94.10
2	94	Michael O'Brien		2	Merlyn Mk20	2:19.923	3	9	0.692	0.692	93.64
3	40	Samuel Mitchell		3	Merlyn Mk20	2:19.983	4	5	0.752	0.060	93.60
4	3	Benn Simms		4	Jomo JMR7	2:20.210	2	9	0.979	0.227	93.44
5	87	Nelson Rowe		5	Crossle 20F	2:20.986	9	9	1.755	0.776	92.93
6	48	Benn Tilley		6	Merlyn Mk20	2:21.142	4	9	1.911	0.156	92.83
7	37	Will Nuthall		7	Jamun T2	2:21.218	7	8	1.987	0.076	92.78
8	53	Richard Tarling		8	Jamun T2	2:21.379	2	8	2.148	0.161	92.67
9	42	Cormac Flanagan		9	Alexis Mk14	2:21.976	9	9	2.745	0.597	92.28
10	58	Michael Grant Peterkin		10	Brabham BT21	2:22.724	4	9	3.493	0.748	91.80
11	9	Michael Mallock		11	Mallock Mk9	2:22.790	5	7	3.559	0.066	91.76
12	73	Ed Thurston		12	Elden Mk8	2:22.821	3	3	3.590	0.031	91.74
13	15	Matthew Wrigley		13	Merlyn Mk11A/20	2:23.574	2	8	4.343	0.753	91.25
14	72	Alistair Littlewood		14	Merlyn Mk20A	2:23.895	8	8	4.664	0.321	91.05
15	36	Rob Smith	OF	1	Merlyn Mk20	2:24.011	7	8	4.780	0.116	90.98
16	21	Ross Drybrough		15	Merlyn Mk20AS	2:24.052	7	9	4.821	0.041	90.95
17	17	Brian Morris	OF	2	Lola T202	2:24.057	5	9	4.826	0.005	90.95
18	13	Stuart Kestenbaum	OF	3	Crossle 16F	2:24.388	7	8	5.157	0.331	90.74
19	14	Neil Shinner	OF	4	Merlyn Mk20	2:24.958	5	8	5.727	0.570	90.38
20	97	Robert Tusting	OF	5	Lola T200	2:25.105	6	6	5.874	0.147	90.29
21	6	Stuart Baird	OF	6	Merlyn Mk11A	2:25.339	5	8	6.108	0.234	90.15
22	54	Alex Meek	OF	7	Merlyn Mk20A	2:25.527	5	8	6.296	0.188	90.03
23	49	Harvey Sykes		16	Crossle 20F	2:25.710	7	8	6.479	0.183	89.92
24	77	Chris Sharples	OF	8	Palliser WDF1	2:25.973	8	8	6.742	0.263	89.75
25	20	Kevin Stanzi	OF	9	Crossle 20F	2:25.980	8	8	6.749	0.007	89.75
26	44	Sam Binfield		17	Elden Mk10	2:26.043	4	8	6.812	0.063	89.71
27	56	Roland Svensson	OF	10	Merlyn Mk17	2:26.251	5	8	7.020	0.208	89.58
28	75	Daniel Pickett		18	Merlyn Mk20	2:26.345	2	8	7.114	0.094	89.53
29	8	Andrew Mansell	OF	11	Merlyn Mk11A	2:26.485	7	8	7.254	0.140	89.44
30	12	Nick Pancisi	OF	12	Titan Mk5	2:26.843	5	8	7.612	0.358	89.22
31	66	Andrew Wiggins	OF	13	Titan Mk6	2:27.047	3	8	7.816	0.204	89.10
32	81	James Lovett		19	Lola T200	2:27.505	5	7	8.274	0.458	88.82
33	19	Stephen King	OF	14	Macon MR8	2:27.588	7	8	8.357	0.083	88.77
34	22	Tim Brise	OF	15	Merlyn Mk20	2:27.672	8	8	8.441	0.084	88.72
35	26	John Slack	OF	16	Lola T200	2:27.944	8	8	8.713	0.272	88.56
36	63	Matthew Sturmer	OF	17	Macon MR8	2:28.233	8	8	9.002	0.289	88.39
37	27	Dick Dixon	OF	18	Lotus 61	2:28.492	7	8	9.261	0.259	88.23
38	55	Roger Arnold	OF	19	Merlyn Mk20	2:28.526	7	8	9.295	0.034	88.21

Cars 44 & 98 require working transponders - Regulation Q.12.2.1 refers.
A 30 second penalty will be applied if not working in the race.

Session Start: 10:02:48 - Finish: 10:22:50
Weather/Track Conditions: Bright / Drying
Circuit: Silverstone Historic Grand Prix
Track Length: 5.857 Km - 3.6394 miles

These results are provisional until the conclusion of any judicial and technical matters.

Clerk of the Course:

Julian Floyd

Timekeeper:

Nick Palmer

Issued at:

Silverstone International Trophy - 20 - 21 May 2017

HSCC Historic Formula Ford with Avon Tyres, Radio Caroline & Titan Historic Racing Qualifying for Race 3 - Classification

Sheet No:

POS	NO	DRIVER/S	CLASS	CLASS		CAR MAKE / MODEL	TIME	ON	LAPS	GAP	DIFF	MPH
				POS								
39	47	Louis Hanjoul	OF	20		Elden Mk8/10	2:29.394	3	8	10.163	0.868	87.70
40	11	Roy Siergiejew	OF	21		Macon Mk8	2:29.857	3	8	10.626	0.463	87.43
41	25	Ian Fernihough		20		Merlyn Mk11A	2:30.747	7	8	11.516	0.890	86.91
42	82	Lee Penson		21		Lotus 51A	2:31.008	5	8	11.777	0.261	86.76
43	177	Peter Hannam	OF	22		Nike Mk6	2:31.059	6	8	11.828	0.051	86.73
44	88	Chris Stuart	OF	23		Elden Mk8	2:31.485	6	7	12.254	0.426	86.49
45	5	Ian Pearson		22		Lotus 61	2:31.725	3	7	12.494	0.240	86.35
46	39	Michael Richings	OF	24		Alexis Mk15	2:32.336	5	8	13.105	0.611	86.01
47	95	Fraser Collins		23		Merlyn Mk11A	2:33.128	7	8	13.897	0.792	85.56
48	78	Geoff Underwood		24		Merlyn Mk20	2:33.143	8	8	13.912	0.015	85.55
49	50	John Roberts	N	1		Merlyn Mk11A	2:33.549	8	8	14.318	0.406	85.33
50	2	Alison Langridge	N	2		Lotus 61	2:33.810	3	7	14.579	0.261	85.18
51	30	Cliff Gray	OF	25		Lotus 51B	2:33.836	8	8	14.605	0.026	85.17
52	28	Michael Wales	OF	26		Merlyn Mk20A	2:34.519	3	8	15.288	0.683	84.79
53	71	Alan Cook		25		Mallock Mk9	2:34.910	6	7	15.679	0.391	84.58
54	32	Nigel Adams	OF	27		Lotus 61	2:36.110	5	7	16.879	1.200	83.93
55	156	Rachel Arnold		26		Merlyn Mk20	2:36.272	4	8	17.041	0.162	83.84
56	46	Stuart Dix	OF	28		Cooper Chinook	2:37.070	1	5	17.839	0.798	83.41
57	29	Donald Laird	OF	29		Elden Mk8	2:37.743	7	7	18.512	0.673	83.06
58	18	Bill Cowing	OF	30		Ginetta G18B	2:41.148	7	7	21.917	3.405	81.30
59	98	Adrian Richards		27		Merlyn Mk17	2:41.891	7	7	22.660	0.743	80.93
60	59	Les Beards		28		Nike Mk6	2:53.192	5	7	33.961	11.301	75.65
61	60	James Buckton		29		Crossle 16F						

Cars 44 & 98 require working transponders - Regulation Q.12.2.1 refers.
A 30 second penalty will be applied if not working in the race.

Session Start: 10:02:48 - Finish: 10:22:50
Weather/Track Conditions: Bright / Drying
Circuit: Silverstone Historic Grand Prix
Track Length: 5.857 Km - 3.6394 miles

These results are provisional until the conclusion of any judicial and technical matters.

Clerk of the Course: <div style="text-align: right;">Julian Floyd</div>	Timekeeper: <div style="text-align: right;">Nick Palmer</div>	Issued at:
--	--	------------

Silverstone International Trophy - 20 - 21 May 2017

HSCC Historic Formula Ford with Avon Tyres, Radio Caroline & Titan Historic Racing Qualifying for Race 3 - Sector Analysis

1 Callum Grant ()							Merlyn Mk20A										
lap	Sect-1	Speed	Sect-2	Speed	Sect-3	Speed	Laptime	Pit	lap	Sect-1	Speed	Sect-2	Speed	Sect-3	Speed	Laptime	Pit
1	46.376		1:10.949	113.9	26.940	106.1	2:24.265		6	44.629		1:12.511	112.6	26.556	108.0	2:23.696	
2	44.611		1:11.298	115.3	26.821	110.2	2:22.730		7	44.261		1:11.460	114.3	26.455	108.7	2:22.176	
3	45.892		1:11.939	115.3	27.225	107.8	2:25.056		8	44.400		1:12.339	114.7	26.436	108.9	2:23.175	
4	43.632		1:09.329	115.1	26.270	108.5	2:19.231		9	45.289		1:11.834	116.3	26.341	109.4	2:23.464	
5	44.226		1:11.374	116.3	26.246	110.3	2:21.846		10								

2 Alison Langridge (N)							Lotus 61										
lap	Sect-1	Speed	Sect-2	Speed	Sect-3	Speed	Laptime	Pit	lap	Sect-1	Speed	Sect-2	Speed	Sect-3	Speed	Laptime	Pit
1	56.750		1:25.345	103.9	30.328	101.3	2:52.423		5	50.330		1:21.282	108.2	28.923	104.1	2:40.535	
2				111.8	28.794	104.9	2:36.952		6	1:22.604		1:22.188	104.7	29.806	95.7	3:14.598	
3	47.817		1:17.441	109.7	28.552	104.6	2:33.810		7	50.250		1:21.572	106.9	29.141	103.1	2:40.963	
4	48.057		1:27.677	103.1	30.193	103.2	2:45.927		8								

3 Benn Simms ()							Jomo JMR7										
lap	Sect-1	Speed	Sect-2	Speed	Sect-3	Speed	Laptime	Pit	lap	Sect-1	Speed	Sect-2	Speed	Sect-3	Speed	Laptime	Pit
1	45.812		1:10.952	115.1	26.390	107.1	2:23.154		6	45.029		1:10.989	113.9	26.832	106.8	2:22.850	
2	44.490		1:09.657	116.3	26.063	111.5	2:20.210		7	45.353		1:10.533	113.6	26.374	106.2	2:22.260	
3	44.421		1:11.343	114.3	26.214	105.7	2:21.978		8	45.691		1:10.736	116.3	26.593	109.1	2:23.020	
4	44.596		1:10.266	116.7	26.563	108.2	2:21.425		9	44.680		1:12.065	101.4	27.342	105.6	2:24.087	
5	44.626		1:11.604	114.9	26.284	105.7	2:22.514		10								


5 Ian Pearson ()							Lotus 61										
lap	Sect-1	Speed	Sect-2	Speed	Sect-3	Speed	Laptime	Pit	lap	Sect-1	Speed	Sect-2	Speed	Sect-3	Speed	Laptime	Pit
1	54.308		1:18.569	109.8	28.176	103.4	2:41.053		5	48.182		1:17.934	110.2	27.968	104.1	2:34.084	
2	48.844		1:18.146	111.5	28.195	103.2	2:35.185		6	48.252		1:18.235	111.1	27.602	103.9	2:34.089	
3	47.244		1:16.157	106.2	28.324	102.6	2:31.725		7	48.677		1:17.300	109.7	27.842	103.2	2:33.819	
4	48.093		1:18.114	111.1	28.491	102.8	2:34.698		8								

6 Stuart Baird (OF)							Merlyn Mk11A										
lap	Sect-1	Speed	Sect-2	Speed	Sect-3	Speed	Laptime	Pit	lap	Sect-1	Speed	Sect-2	Speed	Sect-3	Speed	Laptime	Pit
1	50.352		1:15.385	112.2	27.847	106.4	2:33.584		5	45.236		1:13.017	111.5	27.086	106.6	2:25.339	
2	46.473		1:13.637	112.0	27.509	105.2	2:27.619		6	45.754		1:23.123	109.7	27.754	102.3	2:36.631	
3	45.698		1:13.081	107.9	27.782	105.2	2:26.561		7	46.555		1:12.330	110.9	27.227	105.1	2:26.112	
4	46.199		1:12.834	110.7	27.413	104.9	2:26.446		8	45.604		1:24.045	109.5	27.547	104.4	2:37.196	

8 Andrew Mansell (OF)							Merlyn Mk11A										
lap	Sect-1	Speed	Sect-2	Speed	Sect-3	Speed	Laptime	Pit	lap	Sect-1	Speed	Sect-2	Speed	Sect-3	Speed	Laptime	Pit
1	51.950		1:20.835	108.2	28.639	105.7	2:41.424		5	46.071		1:15.301	114.1	27.309	106.4	2:28.681	
2	47.034		1:18.007	113.7	29.000	96.7	2:34.041		6	45.656		1:13.763	111.5	27.895	105.6	2:27.314	
3	46.801		1:13.983	114.3	27.289	106.8	2:28.073		7	45.721		1:13.166	114.7	27.598	108.7	2:26.485	
4	45.829		1:14.193	110.9	28.143	107.5	2:28.165		8	48.343		1:13.773	108.4	28.984	106.4	2:31.100	

9 Michael Mallock ()							Mallock Mk9										
lap	Sect-1	Speed	Sect-2	Speed	Sect-3	Speed	Laptime	Pit	lap	Sect-1	Speed	Sect-2	Speed	Sect-3	Speed	Laptime	Pit
1	49.233		1:16.534	113.9	27.119	106.1	2:32.886		5	45.265		1:10.876	115.7	26.649	106.2	2:22.790	
2	45.723		1:13.354	114.5	26.748	105.1	2:25.825		6	45.968		1:12.161	96.6	In		2:38.904	P
3	45.291		1:11.834	112.6	26.832	105.6	2:23.957		7	Out		In		In		4:51.338	P
4	47.563		1:12.125	113.0	27.021	108.7	2:26.709		8								

11 Roy Siergiejew (OF)							Macon Mk8										
lap	Sect-1	Speed	Sect-2	Speed	Sect-3	Speed	Laptime	Pit	lap	Sect-1	Speed	Sect-2	Speed	Sect-3	Speed	Laptime	Pit
1	49.807		1:17.443	110.6	28.212	107.1	2:35.462		5	47.736		1:15.990	110.9	27.785	105.7	2:31.511	
2	47.991		1:16.971	111.3	27.812	106.9	2:32.774		6	47.383		1:16.378	110.4	27.729	105.9	2:31.490	
3	47.390		1:15.148	111.1	27.319	107.1	2:29.857		7	47.624		1:16.636	110.6	27.938	106.8	2:32.198	
4	47.602		1:16.267	111.1	27.600	106.4	2:31.469		8	47.353		1:15.423	112.6	27.229	106.1	2:30.005	



Session Start: 10:02:48 - Finish: 10:22:50
Weather/Track Conditions: Bright / Drying
Circuit: Silverstone Historic Grand Prix
Track Length: 5.857 Km - 3.6394 miles

Silverstone International Trophy - 20 - 21 May 2017

HSCC Historic Formula Ford with Avon Tyres, Radio Caroline & Titan Historic Racing Qualifying for Race 3 - Sector Analysis

12 Nick Pancisi (OF)								Titan Mk5							
lap	Sect-1	Speed	Sect-2	Speed	Sect-3	Speed	Laptime Pit	lap	Sect-1	Speed	Sect-2	Speed	Sect-3	Speed	Laptime Pit
1	49.566		1:17.961	111.1	27.917	105.7	2:35.444	5	46.226		1:13.257	112.8	27.360	106.4	2:26.843
2	46.117		1:14.421	113.2	27.535	106.4	2:28.073	6	48.592		1:15.503	108.2	28.674	103.4	2:32.769
3	46.061		1:13.869	113.4	27.430	106.8	2:27.360	7	47.288		1:15.033	111.3	27.695	105.7	2:30.016
4	49.078		1:14.203	112.6	28.719	106.4	2:32.000	8	47.323		1:16.760	111.5	27.578	105.6	2:31.661

13 Stuart Kestenbaum (OF)								Crossle 16F							
lap	Sect-1	Speed	Sect-2	Speed	Sect-3	Speed	Laptime Pit	lap	Sect-1	Speed	Sect-2	Speed	Sect-3	Speed	Laptime Pit
1	47.284		1:23.362	111.7	27.785	101.0	2:38.431	5	45.109		1:11.960	114.3	28.421	103.9	2:25.490
2	45.719		1:12.758	115.1	27.256	107.3	2:25.733	6	46.155		1:14.279	111.1	27.010	105.7	2:27.444
3	46.601		1:15.635	100.3	28.428	106.4	2:30.664	7	45.280		1:12.174	113.6	26.934	107.5	2:24.388
4	45.311		1:15.309	98.5	28.553	106.6	2:29.173	8	46.855		1:12.112	114.1	26.827	108.0	2:25.794

14 Neil Shinner (OF)								Merlyn Mk20							
lap	Sect-1	Speed	Sect-2	Speed	Sect-3	Speed	Laptime Pit	lap	Sect-1	Speed	Sect-2	Speed	Sect-3	Speed	Laptime Pit
1	47.375		1:13.500	116.3	27.271	110.0	2:28.146	5	45.346		1:12.768	115.7	26.844	108.5	2:24.958
2	45.561		1:12.575	114.7	26.877	108.5	2:25.013	6	44.596		1:27.273	113.4	27.535	107.5	2:39.404
3	46.657		1:12.593	115.7	27.146	105.9	2:26.396	7	45.457		1:12.806	115.5	27.470	106.1	2:25.733
4	45.041		1:14.108	114.3	27.125	106.2	2:26.274	8	46.295		1:13.804	112.6	27.368	106.8	2:27.467


15 Matthew Wrigley ()								Merlyn Mk11A/20							
lap	Sect-1	Speed	Sect-2	Speed	Sect-3	Speed	Laptime Pit	lap	Sect-1	Speed	Sect-2	Speed	Sect-3	Speed	Laptime Pit
1	47.886		1:15.687	112.2	26.873	105.9	2:30.446	5	44.971		1:11.962	112.6	26.723	106.6	2:23.656
2	45.739		1:10.911	113.6	26.924	106.8	2:23.574	6	45.380		1:19.021	102.1	27.021	107.6	2:31.422
3	45.399		1:11.583	116.5	26.834	106.6	2:23.816	7	44.815		1:12.284	113.7	26.804	106.4	2:23.903
4	45.464		1:14.336	114.7	27.123	108.2	2:26.923	8	45.324						1:53.675

17 Brian Morris (OF)								Lola T202							
lap	Sect-1	Speed	Sect-2	Speed	Sect-3	Speed	Laptime Pit	lap	Sect-1	Speed	Sect-2	Speed	Sect-3	Speed	Laptime Pit
1	48.092		1:14.033	111.3	27.377	106.4	2:29.502	6	45.405		1:12.096	112.0	27.193	105.9	2:24.694
2	45.478		1:11.848	111.8	26.906	105.2	2:24.232	7	46.013		1:11.286	113.4	27.621	103.7	2:24.920
3	47.450		1:12.093	113.9	26.670	105.7	2:26.213	8	45.628		1:11.723	112.2	26.722	105.9	2:24.073
4	45.301		1:12.727	111.3	27.412	105.2	2:25.440	9	45.588		1:12.212	115.1	27.340	105.4	2:25.140
5	44.763		1:12.168	113.0	27.126	105.4	2:24.057	10							

18 Bill Cowing (OF)								Ginetta G18B							
lap	Sect-1	Speed	Sect-2	Speed	Sect-3	Speed	Laptime Pit	lap	Sect-1	Speed	Sect-2	Speed	Sect-3	Speed	Laptime Pit
1	53.510		1:25.240	100.3	30.746	100.9	2:49.496	5	50.984		1:22.653	108.2	29.552	100.9	2:43.189
2	51.873		1:21.632	110.4	30.671	102.0	2:44.176	6	50.356		1:19.764	108.4	31.912	101.3	2:42.032
3	51.455		1:23.213	107.5	30.618	100.1	2:45.286	7	50.270		1:20.118	108.4	30.760	89.0	2:41.148
4	51.200		1:22.146	108.1	28.847	101.0	2:42.193	8							

19 Stephen King (OF)								Macon MR8							
lap	Sect-1	Speed	Sect-2	Speed	Sect-3	Speed	Laptime Pit	lap	Sect-1	Speed	Sect-2	Speed	Sect-3	Speed	Laptime Pit
1	51.192		1:18.568	105.7	28.307	104.9	2:38.067	5	46.999		1:14.047	110.9	27.430	104.1	2:28.476
2	46.962		1:17.179	110.7	27.692	104.4	2:31.833	6	46.906		1:13.887	111.5	27.307	104.6	2:28.100
3	46.709		1:13.949	111.8	27.481	104.9	2:28.139	7	46.768		1:13.466	111.3	27.354	105.9	2:27.588
4	48.056		1:14.984	111.1	27.590	105.1	2:30.630	8	46.251		1:14.479	112.0	27.055	105.6	2:27.785

20 Kevin Stanzl (OF)								Crossle 20F							
lap	Sect-1	Speed	Sect-2	Speed	Sect-3	Speed	Laptime Pit	lap	Sect-1	Speed	Sect-2	Speed	Sect-3	Speed	Laptime Pit
1	48.499		1:16.236	113.0	27.679	106.4	2:32.414	5	45.807		1:15.025	110.9	27.139	107.6	2:27.971
2	46.410		1:13.388	117.1	27.443	106.2	2:27.241	6	45.718		1:13.791	108.6	27.758	103.4	2:27.267
3	46.274		1:15.718	108.2	28.034	106.4	2:30.026	7	46.440		1:14.072	113.9	27.284	107.6	2:27.796
4	45.845		1:12.844	114.5	27.464	107.5	2:26.153	8	45.818		1:13.099	114.1	27.063	108.0	2:25.980



Session Start: 10:02:48 - Finish: 10:22:50
Weather/Track Conditions: Bright / Drying
Circuit: Silverstone Historic Grand Prix
Track Length: 5.857 Km - 3.6394 miles

Silverstone International Trophy - 20 - 21 May 2017

HSCC Historic Formula Ford with Avon Tyres, Radio Caroline & Titan Historic Racing Qualifying for Race 3 - Sector Analysis

21 Ross Drybrough ()							Merlyn Mk20AS										
lap	Sect-1	Speed	Sect-2	Speed	Sect-3	Speed	Laptime	Pit	lap	Sect-1	Speed	Sect-2	Speed	Sect-3	Speed	Laptime	Pit
1	46.988		1:15.330	108.9	27.368	106.2	2:29.686		6	44.433		1:16.862	114.5	26.696	109.8	2:27.991	
2	45.286		1:12.299	114.9	26.826	106.6	2:24.411		7	44.997		1:12.441	114.9	26.614	104.1	2:24.052	
3	45.076		1:12.902	115.5	26.574	107.6	2:24.552		8	44.979		1:11.534	115.5	27.581	106.8	2:24.094	
4	44.828		1:14.283	114.1	26.943	107.1	2:26.054		9	46.315		1:12.827	115.1	26.691	106.9	2:25.833	
5	44.411		1:12.666	117.1	27.169	108.3	2:24.246		10								

22 Tim Brise (OF)							Merlyn Mk20										
lap	Sect-1	Speed	Sect-2	Speed	Sect-3	Speed	Laptime	Pit	lap	Sect-1	Speed	Sect-2	Speed	Sect-3	Speed	Laptime	Pit
1	50.389		1:18.000	112.2	28.013	105.1	2:36.402		5	47.614		1:15.152	112.8	27.758	105.1	2:30.524	
2	47.840		1:17.867	113.2	27.683	105.6	2:33.390		6	47.635		1:17.068	113.6	27.585	107.1	2:32.288	
3	47.744		1:16.028	113.4	27.959	106.9	2:31.731		7	47.867		1:16.601	115.5	27.580	106.8	2:32.048	
4	48.628		1:15.692	113.7	27.575	106.1	2:31.895		8	46.416		1:13.767	113.9	27.489	105.2	2:27.672	

25 Ian Fernihough ()							Merlyn Mk11A										
lap	Sect-1	Speed	Sect-2	Speed	Sect-3	Speed	Laptime	Pit	lap	Sect-1	Speed	Sect-2	Speed	Sect-3	Speed	Laptime	Pit
1	52.921		1:22.221	108.6	29.326	104.1	2:44.468		5	48.097		1:16.534	110.0	28.401	105.1	2:33.032	
2	50.294		1:19.799	110.6	28.768	103.7	2:38.861		6	48.702		1:15.878	110.4	28.875	103.6	2:33.455	
3	49.431		1:17.259	88.7	29.480	106.6	2:36.170		7	47.351		1:15.278	111.1	28.118	104.7	2:30.747	
4	47.162		1:16.761	110.7	29.125	104.7	2:33.048		8	47.700		1:17.665	111.5	28.070	104.1	2:33.435	


26 John Slack (OF)							Lola T200										
lap	Sect-1	Speed	Sect-2	Speed	Sect-3	Speed	Laptime	Pit	lap	Sect-1	Speed	Sect-2	Speed	Sect-3	Speed	Laptime	Pit
1	50.903		1:15.960	111.7	27.910	105.6	2:34.773		5	47.126		1:15.703	110.6	28.954	104.4	2:31.783	
2	47.621		1:23.284	110.7	27.778	105.6	2:38.683		6	47.216		1:14.033	111.5	27.680	105.2	2:28.929	
3	45.978		1:16.424	111.5	27.917	104.6	2:30.319		7	47.329		1:14.488	112.0	27.457	105.4	2:29.274	
4	1:05.587		1:15.955	111.8	28.423	108.2	2:49.965		8	46.205		1:14.312	111.7	27.427	104.9	2:27.944	

27 Dick Dixon (OF)							Lotus 61										
lap	Sect-1	Speed	Sect-2	Speed	Sect-3	Speed	Laptime	Pit	lap	Sect-1	Speed	Sect-2	Speed	Sect-3	Speed	Laptime	Pit
1	57.343		1:25.499	92.8	29.584	102.9	2:52.426		5	47.416		1:14.519	113.2	27.606	105.6	2:29.541	
2	50.206		1:16.929	108.8	27.902	105.6	2:35.037		6	46.454		1:15.353	111.1	27.357	105.2	2:29.164	
3	46.981		1:14.896	113.6	27.898	106.4	2:29.775		7	46.913		1:14.421	113.7	27.158	106.8	2:28.492	
4	48.322		1:14.918	112.2	27.752	105.9	2:30.992		8	48.007		1:14.630	114.5	27.722	105.2	2:30.359	

28 Michael Wales (OF)							Merlyn Mk20A										
lap	Sect-1	Speed	Sect-2	Speed	Sect-3	Speed	Laptime	Pit	lap	Sect-1	Speed	Sect-2	Speed	Sect-3	Speed	Laptime	Pit
1	52.081		1:21.460	109.5	29.342	103.9	2:42.883		5	48.590		1:23.906	106.5	30.369	99.6	2:42.865	
2	48.969		1:19.763	110.6	28.801	104.9	2:37.533		6	49.478		1:19.926	111.8	28.589	105.2	2:37.993	
3	47.999		1:18.237	111.1	28.283	104.1	2:34.519		7	48.231		1:17.564	110.9	28.911	101.6	2:34.706	
4	48.775		1:19.774	100.9	29.060	105.4	2:37.609		8	48.612		1:19.915	110.4	28.822	105.4	2:37.349	

29 Donald Laird (OF)							Elden Mk8										
lap	Sect-1	Speed	Sect-2	Speed	Sect-3	Speed	Laptime	Pit	lap	Sect-1	Speed	Sect-2	Speed	Sect-3	Speed	Laptime	Pit
1	54.880		1:28.381	104.0	31.101	99.9	2:54.362		5	48.965		1:23.431	106.5	29.087	102.4	2:41.483	
2	54.700		1:25.203	110.6	28.765	101.8	2:48.668		6	51.724		1:19.660	109.8	28.990	102.4	2:40.374	
3	50.860		1:22.697	110.9	28.570	102.4	2:42.127		7	48.975		1:20.142	108.4	28.626	102.6	2:37.743	
4	49.896		1:24.794	100.2	29.428	102.1	2:44.118		8								

30 Cliff Gray (OF)							Lotus 51B										
lap	Sect-1	Speed	Sect-2	Speed	Sect-3	Speed	Laptime	Pit	lap	Sect-1	Speed	Sect-2	Speed	Sect-3	Speed	Laptime	Pit
1	52.770		1:23.688	106.9	29.801	102.0	2:46.259		5	50.104		1:17.956	108.8	28.215	103.1	2:36.275	
2	50.767		1:19.709	110.2	29.273	103.1	2:39.749		6	49.732		1:19.077	109.3	28.140	103.1	2:36.949	
3	49.635		1:17.933	106.0	29.354	105.6	2:36.922		7	49.850		1:17.802	110.9	29.320	103.1	2:36.972	
4	50.015		1:17.663	111.5	28.429	106.1	2:36.107		8	48.995		1:16.762	109.5	28.079	102.6	2:33.836	



Session Start: 10:02:48 - Finish: 10:22:50
Weather/Track Conditions: Bright / Drying
Circuit: Silverstone Historic Grand Prix
Track Length: 5.857 Km - 3.6394 miles

Silverstone International Trophy - 20 - 21 May 2017

HSCC Historic Formula Ford with Avon Tyres, Radio Caroline & Titan Historic Racing Qualifying for Race 3 - Sector Analysis

32 Nigel Adams (OF)								Lotus 61							
lap	Sect-1	Speed	Sect-2	Speed	Sect-3	Speed	Laptime Pit	lap	Sect-1	Speed	Sect-2	Speed	Sect-3	Speed	Laptime Pit
1	56.125		1:25.275	101.4	30.350	97.9	2:51.750	5	49.332		1:18.423	111.1	28.355	105.1	2:36.110
2	51.632		1:22.151	101.7	29.230	103.6	2:43.013	6	49.932		1:19.484	109.1	28.861	103.6	2:38.277
3	49.530		1:19.355	109.1	28.939	103.6	2:37.824	7	49.711		1:21.161	109.5	31.370	90.8	2:42.242
4	49.842		1:21.597	99.4	29.153	103.1	2:40.592	8							

36 Rob Smith (OF)								Merlyn Mk20							
lap	Sect-1	Speed	Sect-2	Speed	Sect-3	Speed	Laptime Pit	lap	Sect-1	Speed	Sect-2	Speed	Sect-3	Speed	Laptime Pit
1	49.576		1:16.235	111.8	27.700	104.6	2:33.511	5	47.802		1:22.970	85.2	28.152	105.7	2:38.924
2	46.231		1:12.024	114.7	27.202	102.8	2:25.457	6	45.272		1:14.058	110.7	27.043	105.1	2:26.373
3	45.803		1:13.091	114.3	27.187	107.1	2:26.081	7	45.477		1:11.497	113.2	27.037	106.1	2:24.011
4	45.221		1:11.885	116.3	27.146	109.8	2:24.252	8	46.267		1:12.550	112.6	26.926	103.9	2:25.743

37 Will Nuthall ()								Jamun T2							
lap	Sect-1	Speed	Sect-2	Speed	Sect-3	Speed	Laptime Pit	lap	Sect-1	Speed	Sect-2	Speed	Sect-3	Speed	Laptime Pit
1	46.798		1:12.536	113.0	26.898	105.7	2:26.232	5	44.523		1:10.908	114.3	26.597	106.1	2:22.028
2	45.254		1:10.522	113.9	26.361	108.0	2:22.137	6	45.063		1:10.966	112.6	26.518	106.4	2:22.547
3	45.115		1:10.650	116.1	26.363	106.1	2:22.128	7	44.559		1:10.405	113.7	26.254	106.8	2:21.218
4	44.918		1:11.334	112.6	26.502	105.6	2:22.754	8	44.568		1:10.770	113.6	26.191	107.1	2:21.529

39 Michael Richings (OF)								Alexis Mk15							
lap	Sect-1	Speed	Sect-2	Speed	Sect-3	Speed	Laptime Pit	lap	Sect-1	Speed	Sect-2	Speed	Sect-3	Speed	Laptime Pit
1	50.507		1:23.033	103.9	29.056	103.1	2:42.596	5	48.230		1:16.192	111.8	27.914	103.9	2:32.336
2	48.755		1:19.493	105.0	28.911	102.6	2:37.159	6	47.718		1:28.365	108.8	28.183	102.9	2:44.266
3	48.275		1:19.078	110.4	28.679	101.6	2:36.032	7	48.344		1:18.460	106.5	28.527	103.4	2:35.331
4	49.049		1:17.691	109.3	28.264	104.1	2:35.004	8	49.059		1:18.063	109.5	28.103	101.3	2:35.225


40 Samuel Mitchell ()								Merlyn Mk20							
lap	Sect-1	Speed	Sect-2	Speed	Sect-3	Speed	Laptime Pit	lap	Sect-1	Speed	Sect-2	Speed	Sect-3	Speed	Laptime Pit
1	45.245		1:09.921	117.9	26.199	107.1	2:21.365	4	43.806		1:09.862	116.3	26.315	108.3	2:19.983
2	44.372		1:11.091	117.5	26.149	108.5	2:21.612	5	44.472		1:12.399	113.4	27.228	108.3	2:24.099
3	45.493		1:11.631	117.3	26.290	108.2	2:23.414	6							

42 Cormac Flanagan ()								Alexis Mk14							
lap	Sect-1	Speed	Sect-2	Speed	Sect-3	Speed	Laptime Pit	lap	Sect-1	Speed	Sect-2	Speed	Sect-3	Speed	Laptime Pit
1	47.888		1:14.191	115.7	26.777	110.0	2:28.856	6	46.127		1:11.719	114.7	26.596	108.9	2:24.442
2	45.785		1:11.877	115.1	26.268	107.8	2:23.930	7	47.015		1:11.623	114.5	26.288	108.5	2:24.926
3	46.886		1:11.643	115.1	26.290	107.6	2:24.819	8	45.193		1:11.483	115.3	26.906	107.8	2:23.582
4	44.792		1:14.501	112.2	26.351	106.9	2:25.644	9	44.384		1:11.180	116.3	26.412	107.3	2:21.976
5	44.943		1:12.050	114.5	26.402	107.5	2:23.395	10							

44 Sam Binfield ()								Elden Mk10							
lap	Sect-1	Speed	Sect-2	Speed	Sect-3	Speed	Laptime Pit	lap	Sect-1	Speed	Sect-2	Speed	Sect-3	Speed	Laptime Pit
1	49.535		1:16.268	108.8	28.278	104.2	2:34.081	5	45.666		1:12.943	107.0	28.510	105.7	2:27.119
2	46.998		1:12.889	113.2	27.494	105.1	2:27.381	6	45.529		1:16.550	109.3	27.875	103.9	2:29.954
3	45.622		1:13.720	115.9	27.601	106.9	2:26.943	7	45.814		1:13.110	113.4	28.005	105.1	2:26.929
4	45.147		1:12.872	113.6	28.024	107.3	2:26.043	8	45.758		1:13.938	113.4	27.958	104.9	2:27.654

46 Stuart Dix (OF)								Cooper Chinook							
lap	Sect-1	Speed	Sect-2	Speed	Sect-3	Speed	Laptime Pit	lap	Sect-1	Speed	Sect-2	Speed	Sect-3	Speed	Laptime Pit
1	49.748		1:17.394	111.8	29.928	92.0	2:37.070	4	51.692		1:20.605	96.4	29.608	92.2	2:41.905
2	52.137		1:22.228	95.7	29.921	90.5	2:44.286	5	51.209		1:22.709	94.1	In		2:52.767 P
3	51.996		1:22.061	95.2	30.092	90.6	2:44.149	6							

47 Louis Hanjoul (OF)								Elden Mk8/10							
lap	Sect-1	Speed	Sect-2	Speed	Sect-3	Speed	Laptime Pit	lap	Sect-1	Speed	Sect-2	Speed	Sect-3	Speed	Laptime Pit
1	52.925		1:22.567	111.8	29.194	104.9	2:44.686	5	47.730		1:15.305	111.5	27.640	103.1	2:30.675
2	48.945		1:15.612	111.5	27.841	103.6	2:32.398	6	46.932		1:38.060	111.8	27.735	104.1	2:52.727
3	47.403		1:14.216	112.0	27.775	103.4	2:29.394	7	47.681		1:15.306	112.6	27.542	104.6	2:30.529
4	47.625		1:15.544	111.7	27.869	103.9	2:31.038	8	47.021		1:15.482	115.9	27.730	104.9	2:30.233



Session Start: 10:02:48 - Finish: 10:22:50
Weather/Track Conditions: Bright / Drying
Circuit: Silverstone Historic Grand Prix
Track Length: 5.857 Km - 3.6394 miles

Silverstone International Trophy - 20 - 21 May 2017

HSCC Historic Formula Ford with Avon Tyres, Radio Caroline & Titan Historic Racing Qualifying for Race 3 - Sector Analysis

48 Benn Tilley ()							Merlyn Mk20										
lap	Sect-1	Speed	Sect-2	Speed	Sect-3	Speed	Laptime	Pit	lap	Sect-1	Speed	Sect-2	Speed	Sect-3	Speed	Laptime	Pit
1	46.543		1:11.862	113.0	26.561	106.1	2:24.966		6	45.767		1:11.788	112.8	26.524	106.1	2:24.079	
2	44.885		1:10.335	112.8	26.260	107.1	2:21.480		7	45.024		1:12.752	116.1	26.328	108.7	2:24.104	
3	44.596		1:11.624	112.2	26.846	105.6	2:23.066		8	44.006		1:12.278	113.7	26.669	107.1	2:22.953	
4	44.223		1:10.298	113.6	26.621	106.8	2:21.142		9	43.789		1:10.750	117.3	27.143	108.2	2:21.682	
5	44.417		1:11.783	114.5	26.328	106.6	2:22.528		10								

49 Harvey Sykes ()							Crossle 20F										
lap	Sect-1	Speed	Sect-2	Speed	Sect-3	Speed	Laptime	Pit	lap	Sect-1	Speed	Sect-2	Speed	Sect-3	Speed	Laptime	Pit
1	49.207		1:17.312	112.2	28.208	107.5	2:34.727		5	45.285		1:14.036	113.2	27.229	106.8	2:26.550	
2	47.112		1:14.038	114.5	27.476	106.6	2:28.626		6	45.895		1:13.330	114.7	27.057	107.1	2:26.282	
3	45.740		1:15.983	111.3	27.556	106.2	2:29.279		7	46.046		1:12.755	114.3	26.909	107.6	2:25.710	
4	49.449		1:14.382	113.6	27.132	107.6	2:30.963		8	45.214		1:13.388	117.3	27.138	106.4	2:25.740	

50 John Roberts (N)							Merlyn Mk11A										
lap	Sect-1	Speed	Sect-2	Speed	Sect-3	Speed	Laptime	Pit	lap	Sect-1	Speed	Sect-2	Speed	Sect-3	Speed	Laptime	Pit
1	52.218		1:29.116	100.3	30.721	101.3	2:52.055		5	47.944		1:19.717	99.3	29.488	104.9	2:37.149	
2	49.528		1:20.542	105.2	29.422	100.7	2:39.492		6	47.995		1:19.660	110.4	28.361	104.7	2:36.016	
3	51.735		1:21.416	107.9	29.269	103.2	2:42.420		7	48.170		1:16.476	109.3	29.221	104.1	2:33.867	
4	48.691		1:19.018	109.5	29.285	102.9	2:36.994		8	47.608		1:17.634	109.8	28.307	102.3	2:33.549	


53 Richard Tarling ()							Jamun T2										
lap	Sect-1	Speed	Sect-2	Speed	Sect-3	Speed	Laptime	Pit	lap	Sect-1	Speed	Sect-2	Speed	Sect-3	Speed	Laptime	Pit
1			116.7		26.643	107.5	2:24.710		5			94.0		29.998	107.3	2:35.155	
2			114.1		26.518	107.3	2:21.379		6			112.8		26.814	107.3	2:25.740	
3			117.1		26.292	107.1	2:21.946		7			113.4		26.035	111.1	2:21.397	
4			115.3		27.305	106.2	2:22.248		8			114.1		26.509	106.9	2:22.764	

54 Alex Meek (OF)							Merlyn Mk20A										
lap	Sect-1	Speed	Sect-2	Speed	Sect-3	Speed	Laptime	Pit	lap	Sect-1	Speed	Sect-2	Speed	Sect-3	Speed	Laptime	Pit
1	49.573		1:18.850	93.9	29.562	102.3	2:37.985		5	45.742		1:12.450	109.8	27.335	102.8	2:25.527	
2	48.508		1:15.937	108.1	28.023	103.6	2:32.468		6	45.808		1:13.193	89.0	31.066	101.8	2:30.067	
3	46.996		1:13.348	107.5	27.407	103.6	2:27.751		7	48.083		1:14.093	97.1	29.078	99.9	2:31.254	
4	48.282		1:13.450	99.3	27.981	104.2	2:29.713		8	45.757		1:23.879	84.0	29.120	103.1	2:38.756	

55 Roger Arnold (OF)							Merlyn Mk20										
lap	Sect-1	Speed	Sect-2	Speed	Sect-3	Speed	Laptime	Pit	lap	Sect-1	Speed	Sect-2	Speed	Sect-3	Speed	Laptime	Pit
1	50.767		1:18.704	99.9	28.759	105.7	2:38.230		5	47.427		1:15.860	100.9	28.627	105.2	2:31.914	
2	47.195		1:17.027	109.8	28.078	105.7	2:32.300		6	47.272		1:14.922	113.6	27.938	105.7	2:30.132	
3	47.420		1:15.194	113.0	27.461	107.3	2:30.075		7	46.796		1:14.310	111.3	27.420	107.1	2:28.526	
4	48.843		1:16.712	113.7	28.345	107.8	2:33.900		8	46.385		1:18.023	108.8	28.191	104.7	2:32.599	

56 Roland Svensson (OF)							Merlyn Mk17										
lap	Sect-1	Speed	Sect-2	Speed	Sect-3	Speed	Laptime	Pit	lap	Sect-1	Speed	Sect-2	Speed	Sect-3	Speed	Laptime	Pit
1	48.485		1:13.481	117.1	26.866	107.8	2:28.832		5	45.848		1:13.443	114.9	26.960	107.6	2:26.251	
2	46.667		1:13.764	115.5	26.770	107.8	2:27.201		6	46.322		1:13.358	117.9	27.016	109.1	2:26.696	
3	46.789		1:14.030	115.3	27.180	107.6	2:27.999		7	45.868		1:13.723	115.7	26.929	107.8	2:26.520	
4	47.366		1:13.434	118.4	27.331	108.5	2:28.131		8	47.476		1:12.525	114.9	27.082	107.3	2:27.083	

58 Michael Grant Peterkin ()							Brabham BT21										
lap	Sect-1	Speed	Sect-2	Speed	Sect-3	Speed	Laptime	Pit	lap	Sect-1	Speed	Sect-2	Speed	Sect-3	Speed	Laptime	Pit
1	47.045		1:13.912	115.5	26.872	108.5	2:27.829		6	45.289		1:13.756	115.7	26.563	108.9	2:25.608	
2	45.547		1:11.341	114.3	26.667	108.5	2:23.555		7	45.238		1:11.070	115.3	26.572	107.6	2:22.880	
3	45.599		1:12.110	116.5	26.765	108.0	2:24.474		8	45.680		1:13.429	113.7	26.790	106.4	2:25.899	
4	45.066		1:11.018	115.1	26.640	108.0	2:22.724		9	45.196		1:11.508	114.5	26.903	106.6	2:23.607	
5	44.690		1:12.386	112.8	26.510	108.7	2:23.586		10								



Session Start: 10:02:48 - Finish: 10:22:50
Weather/Track Conditions: Bright / Drying
Circuit: Silverstone Historic Grand Prix
Track Length: 5.857 Km - 3.6394 miles

Silverstone International Trophy - 20 - 21 May 2017

HSCC Historic Formula Ford with Avon Tyres, Radio Caroline & Titan Historic Racing Qualifying for Race 3 - Sector Analysis

59 Les Beards ()								Nike Mk6							
lap	Sect-1	Speed	Sect-2	Speed	Sect-3	Speed	Laptime Pit	lap	Sect-1	Speed	Sect-2	Speed	Sect-3	Speed	Laptime Pit
1	56.616		1:31.913	94.7	31.327	99.6	2:59.856	5	55.031		1:27.437	99.7	30.724	101.0	2:53.192
2	53.793		1:29.347	88.7	31.333	99.0	2:54.473	6	53.258		1:28.834	94.4	31.473	96.0	2:53.565
3	53.519		1:29.995	100.3	31.395	99.3	2:54.909	7	55.392		1:28.786	99.9	30.411	100.4	2:54.589
4	54.733		1:30.140	90.2	31.484	101.8	2:56.357	8							

60 James Buckton ()								Crossle 16F							
lap	Sect-1	Speed	Sect-2	Speed	Sect-3	Speed	Laptime Pit	lap	Sect-1	Speed	Sect-2	Speed	Sect-3	Speed	Laptime Pit
1								1							

63 Matthew Sturmer (OF)								Macon MR8							
lap	Sect-1	Speed	Sect-2	Speed	Sect-3	Speed	Laptime Pit	lap	Sect-1	Speed	Sect-2	Speed	Sect-3	Speed	Laptime Pit
1	52.851		1:21.903	108.1	28.675	100.4	2:43.429	5	47.180		1:16.789	107.4	27.997	103.6	2:31.966
2	48.284		1:15.745	107.5	27.853	101.8	2:31.882	6	59.465		1:19.679	107.7	27.968	103.1	2:47.112
3	47.545		1:15.646	110.6	27.987	101.3	2:31.178	7	48.933		1:16.828	110.4	27.395	104.6	2:33.156
4	49.887		1:17.881	105.8	28.366	103.1	2:36.134	8	46.309		1:14.408	110.6	27.516	103.2	2:28.233

66 Andrew Wiggins (OF)								Titan Mk6							
lap	Sect-1	Speed	Sect-2	Speed	Sect-3	Speed	Laptime Pit	lap	Sect-1	Speed	Sect-2	Speed	Sect-3	Speed	Laptime Pit
1	50.780		1:17.034	114.1	27.374	105.6	2:35.188	5	47.189		1:14.098	112.8	27.512	105.1	2:28.799
2	46.475		1:14.535	113.0	27.586	105.4	2:28.596	6	46.776		1:14.015	112.8	27.537	107.8	2:28.328
3	46.080		1:13.592	114.1	27.375	105.1	2:27.047	7	49.729		1:17.412	111.8	27.799	104.7	2:34.940
4	46.554		1:24.806	109.8	27.702	104.7	2:39.062	8	46.645		1:15.025	112.0	27.537	104.1	2:29.207


71 Alan Cook ()								Mallock Mk9							
lap	Sect-1	Speed	Sect-2	Speed	Sect-3	Speed	Laptime Pit	lap	Sect-1	Speed	Sect-2	Speed	Sect-3	Speed	Laptime Pit
1	55.436		1:21.897	108.6	29.358	103.4	2:46.691	5	48.822		1:19.944	107.7	28.613	103.4	2:37.379
2	49.583		1:19.574	110.4	28.388	103.2	2:37.545	6	48.275		1:18.200	109.1	28.435	103.4	2:34.910
3	48.501		1:20.071	110.9	28.378	103.4	2:36.950	7	48.837		1:19.319	110.0	28.594	103.4	2:36.750
4	49.527		1:21.316	108.8	28.915	103.9	2:39.758	8							

72 Alistair Littlewood ()								Merlyn Mk20A							
lap	Sect-1	Speed	Sect-2	Speed	Sect-3	Speed	Laptime Pit	lap	Sect-1	Speed	Sect-2	Speed	Sect-3	Speed	Laptime Pit
1	51.695		1:17.426	113.2	28.025	107.8	2:37.146	5	44.915		1:13.986	110.0	26.553	106.8	2:25.454
2	45.826		1:13.176	114.5	26.984	107.1	2:25.986	6	45.041		1:12.491	113.6	26.479	106.4	2:24.011
3	45.122		1:12.655	113.7	26.896	107.1	2:24.673	7	44.720		1:12.588	116.5	27.236	107.6	2:24.544
4	45.323		1:11.872	113.6	27.099	106.8	2:24.294	8	45.617		1:11.280	114.7	26.998	106.4	2:23.895

73 Ed Thurston ()								Elden Mk8							
lap	Sect-1	Speed	Sect-2	Speed	Sect-3	Speed	Laptime Pit	lap	Sect-1	Speed	Sect-2	Speed	Sect-3	Speed	Laptime Pit
1	47.221		1:11.948	113.6	26.928	105.4	2:26.097	3	45.014		1:10.543	114.3	27.264	82.1	2:22.821
2	45.245		1:10.744	113.4	26.889	105.6	2:22.878	4							

75 Daniel Pickett ()								Merlyn Mk20							
lap	Sect-1	Speed	Sect-2	Speed	Sect-3	Speed	Laptime Pit	lap	Sect-1	Speed	Sect-2	Speed	Sect-3	Speed	Laptime Pit
1	49.214		1:14.370	113.2	27.684	105.2	2:31.268	5	46.070		1:15.819	109.1	27.669	107.8	2:29.558
2	45.896		1:13.180	115.7	27.269	108.0	2:26.345	6	45.922		1:32.302	100.8	29.095	106.4	2:47.319
3	46.044		1:14.574	113.7	27.331	105.7	2:27.949	7	48.822		1:13.429	113.2	27.375	108.3	2:29.626
4	46.394		1:12.943	112.0	27.450	105.7	2:26.787	8	46.007		1:13.981	112.4	27.373	105.1	2:27.361

77 Chris Sharples (OF)								Palliser WDF1							
lap	Sect-1	Speed	Sect-2	Speed	Sect-3	Speed	Laptime Pit	lap	Sect-1	Speed	Sect-2	Speed	Sect-3	Speed	Laptime Pit
1	47.951		1:18.821	110.0	28.152	104.2	2:34.924	5	46.659		1:14.875	111.3	27.094	104.6	2:28.628
2	46.933		1:14.597	112.6	27.793	104.4	2:29.323	6	46.250		1:14.777	110.7	27.809	108.2	2:28.836
3	46.527		1:14.330	111.1	27.236	103.4	2:28.093	7	46.181		1:13.486	111.5	27.420	104.2	2:27.087
4	48.035		1:13.983	111.8	27.346	103.4	2:29.364	8	45.660		1:13.278	111.3	27.035	103.4	2:25.973



Session Start: 10:02:48 - Finish: 10:22:50
Weather/Track Conditions: Bright / Drying
Circuit: Silverstone Historic Grand Prix
Track Length: 5.857 Km - 3.6394 miles

Silverstone International Trophy - 20 - 21 May 2017

HSCC Historic Formula Ford with Avon Tyres, Radio Caroline & Titan Historic Racing Qualifying for Race 3 - Sector Analysis

78 Geoff Underwood ()							Merlyn Mk20										
lap	Sect-1	Speed	Sect-2	Speed	Sect-3	Speed	Laptime	Pit	lap	Sect-1	Speed	Sect-2	Speed	Sect-3	Speed	Laptime	Pit
1	52.251		1:23.118	109.7	28.923	100.7	2:44.292		5	48.037		1:18.784	111.5	28.374	103.7	2:35.195	
2	49.196		1:19.854	110.2	28.341	104.1	2:37.391		6	48.485		1:18.468	112.0	28.163	105.1	2:35.116	
3	48.448		1:18.933	109.7	29.186	102.0	2:36.567		7	47.835		1:17.998	113.4	27.962	105.1	2:33.795	
4	48.837		1:19.925	112.6	28.260	105.9	2:37.022		8	47.701		1:17.085	111.1	28.357	105.1	2:33.143	

81 James Lovett ()							Lola T200										
lap	Sect-1	Speed	Sect-2	Speed	Sect-3	Speed	Laptime	Pit	lap	Sect-1	Speed	Sect-2	Speed	Sect-3	Speed	Laptime	Pit
1	48.257		1:16.583	110.2	27.196	106.6	2:32.036		5	46.367		1:13.791	111.8	27.347	105.6	2:27.505	
2	46.647		1:15.569	111.3	27.448	103.4	2:29.664		6	46.962		1:14.675	111.8	27.625	104.9	2:29.262	
3	47.131		1:13.808	113.4	26.936	108.0	2:27.875		7	50.238		1:24.422	92.1	In		2:54.851	P
4	49.126		1:14.790	112.6	27.137	106.1	2:31.053		8								

82 Lee Penson ()							Lotus 51A										
lap	Sect-1	Speed	Sect-2	Speed	Sect-3	Speed	Laptime	Pit	lap	Sect-1	Speed	Sect-2	Speed	Sect-3	Speed	Laptime	Pit
1				101.5	30.127	103.7	2:39.682		5	46.660		1:16.443	112.0	27.905	106.2	2:31.008	
2				111.7	28.291	104.2	2:33.146		6				112.2	28.212	106.8	2:35.708	
3				110.6	28.401	104.1	2:32.932		7				106.2	29.405	104.6	2:58.742	
4				103.7	28.349	105.2	2:33.809		8				112.4	28.620	102.0	2:34.979	


87 Nelson Rowe ()							Crossle 20F										
lap	Sect-1	Speed	Sect-2	Speed	Sect-3	Speed	Laptime	Pit	lap	Sect-1	Speed	Sect-2	Speed	Sect-3	Speed	Laptime	Pit
1	46.917		1:12.253	116.1	27.108	108.9	2:26.278		6	44.374		1:12.140	112.4	26.451	106.8	2:22.965	
2	44.638		1:12.024	116.1	26.630	107.1	2:23.292		7	44.881		1:11.100	113.9	27.338	106.4	2:23.319	
3	44.361		1:11.465	114.7	26.389	109.1	2:22.215		8	44.570		1:10.311	113.6	26.316	107.1	2:21.197	
4	45.585		1:09.873	113.2	26.572	105.7	2:22.030		9	44.147		1:10.274	114.1	26.565	106.1	2:20.986	
5	45.080		1:09.978	113.9	27.280	106.2	2:22.338		10								

88 Chris Stuart (OF)							Elden Mk8										
lap	Sect-1	Speed	Sect-2	Speed	Sect-3	Speed	Laptime	Pit	lap	Sect-1	Speed	Sect-2	Speed	Sect-3	Speed	Laptime	Pit
1	52.952		1:20.902	103.4	29.147	98.5	2:43.001		5	50.989		1:22.396	109.5	28.128	99.2	2:41.513	
2	48.918		1:16.609	108.4	28.871	101.6	2:34.398		6	48.625		1:15.064	107.9	27.796	98.6	2:31.485	
3	51.064		1:17.094	105.0	28.821	101.3	2:36.979		7	48.788		1:15.142	104.9	27.900	99.5	2:31.830	
4	47.561		1:32.877	102.6	29.772	101.2	2:50.210		8								

94 Michael O'Brien ()							Merlyn Mk20										
lap	Sect-1	Speed	Sect-2	Speed	Sect-3	Speed	Laptime	Pit	lap	Sect-1	Speed	Sect-2	Speed	Sect-3	Speed	Laptime	Pit
1	45.709		1:11.114	115.7	26.822	107.8	2:23.645		6	43.695		1:20.066	103.1	26.809	108.3	2:30.570	
2	43.884		1:10.127	114.5	26.012	108.9	2:20.023		7	43.975		1:10.670	114.1	26.071	108.2	2:20.716	
3	43.831		1:10.078	115.1	26.014	107.6	2:19.923		8	44.195		1:11.839	113.7	26.281	108.2	2:22.315	
4	44.111		1:13.211	112.2	29.290	109.4	2:26.612		9	43.910		1:10.425	117.5	26.449	108.2	2:20.784	
5	43.747		1:12.153	116.9	27.114	108.9	2:23.014		10								

95 Fraser Collins ()							Merlyn Mk11A										
lap	Sect-1	Speed	Sect-2	Speed	Sect-3	Speed	Laptime	Pit	lap	Sect-1	Speed	Sect-2	Speed	Sect-3	Speed	Laptime	Pit
1	54.247		1:25.350	102.9	29.751	100.7	2:49.348		5	48.462		1:18.011	109.1	28.099	102.4	2:34.572	
2	51.814		1:21.586	106.9	29.385	100.9	2:42.785		6	47.878		1:17.409	107.5	28.253	102.1	2:33.540	
3	49.585		1:18.640	106.0	29.041	101.5	2:37.266		7	48.298		1:16.587	108.2	28.243	101.8	2:33.128	
4	48.748		1:20.375	97.1	29.341	103.7	2:38.464		8	47.679		1:17.838	107.9	27.899	101.3	2:33.416	

97 Robert Tusting (OF)							Lola T200										
lap	Sect-1	Speed	Sect-2	Speed	Sect-3	Speed	Laptime	Pit	lap	Sect-1	Speed	Sect-2	Speed	Sect-3	Speed	Laptime	Pit
1	53.226		1:16.790	109.1	27.457	103.6	2:37.473		4	46.356		1:12.942	106.0	27.000	103.6	2:26.298	
2	46.909		1:23.401	73.1	In		2:47.262	P	5	46.571		1:13.586	112.8	27.016	104.4	2:27.173	
3	Out		1:13.226	110.0	27.110	103.4	7:35.477	P	6	45.895		1:12.424	112.4	26.786	104.2	2:25.105	



Session Start: 10:02:48 - Finish: 10:22:50
Weather/Track Conditions: Bright / Drying
Circuit: Silverstone Historic Grand Prix
Track Length: 5.857 Km - 3.6394 miles


Silverstone International Trophy - 20 - 21 May 2017

HSCC Historic Formula Ford with Avon Tyres, Radio Caroline & Titan Historic Racing Qualifying for Race 3 - Sector Analysis

98 Adrian Richards ()							Merlyn Mk17										
Lap	Sect-1	Speed	Sect-2	Speed	Sect-3	Speed	Laptime	Pit	Lap	Sect-1	Speed	Sect-2	Speed	Sect-3	Speed	Laptime	Pit
1							3:02.748		5							2:54.976	
2							2:51.000		6							2:49.406	
3							2:56.361		7							2:41.891	
4							2:50.907		8								

156 Rachel Arnold ()							Merlyn Mk20										
Lap	Sect-1	Speed	Sect-2	Speed	Sect-3	Speed	Laptime	Pit	Lap	Sect-1	Speed	Sect-2	Speed	Sect-3	Speed	Laptime	Pit
1	55.986		1:26.548	103.4	29.526	103.1	2:52.060		5	50.282		1:19.196	106.0	29.437	101.6	2:38.915	
2	49.151		1:32.737	104.2	29.529	102.0	2:51.417		6	48.953		1:19.690	108.4	29.413	102.9	2:38.056	
3	49.647		1:18.491	105.5	29.304	103.1	2:37.442		7	50.627		1:19.548	105.8	29.363	103.1	2:39.538	
4	49.100		1:17.806	106.9	29.366	102.9	2:36.272		8	49.946		1:20.767	107.7	28.906	101.8	2:39.619	

177 Peter Hannam (OF)							Nike Mk6										
Lap	Sect-1	Speed	Sect-2	Speed	Sect-3	Speed	Laptime	Pit	Lap	Sect-1	Speed	Sect-2	Speed	Sect-3	Speed	Laptime	Pit
1	56.967		1:26.445	107.0	29.911	102.8	2:53.323		5	47.815		1:19.047	110.2	27.480	104.7	2:34.342	
2	49.926		1:20.020	109.7	27.981	103.9	2:37.927		6	47.465		1:16.110	110.9	27.484	104.9	2:31.059	
3	48.595		1:17.029	110.4	28.122	104.4	2:33.746		7	48.201		1:17.033	109.1	27.110	105.1	2:32.344	
4	47.922		1:16.160	111.1	27.742	104.9	2:31.824		8	47.628		1:17.136	110.6	29.405	99.9	2:34.169	




Session Start: 10:02:48 - Finish: 10:22:50
Weather/Track Conditions: Bright / Drying
Circuit: Silverstone Historic Grand Prix
Track Length: 5.857 Km - 3.6394 miles

Silverstone International Trophy - 20 - 21 May 2017

HSCC Historic Formula Ford with Avon Tyres, Radio Caroline & Titan Historic Racing Qualifying for Race 3 - Best Sector Times

SECTOR 1			SECTOR 2			SECTOR 3			IDEAL / BEST LAP COMPARISON						
NO	TIME	LAP	NO	TIME	LAP	NO	TIME	LAP	NO	NAME	BEST	IN	IDEAL	DIFF	
1	1	43.632	4	1	1:09.329	4	94	26.012	2	1	Callum Grant	2:19.231	4	2:19.207	+0.024
2	94	43.695	6	3	1:09.657	2	53	26.035	7	94	Michael O'Brien	2:19.923	3	2:19.785	+0.138
3	48	43.789	9	40	1:09.862	4	3	26.063	2	40	Samuel Mitchell	2:19.983	4	2:19.817	+0.166
4	40	43.806	4	87	1:09.873	4	40	26.149	2	3	Benn Simms	2:20.210	2	2:20.141	+0.069
5	37	44.060	9	94	1:10.078	3	37	26.191	8	87	Nelson Row e	2:20.986	9	2:20.336	+0.650
6	87	44.147	9	48	1:10.298	4	1	26.246	5	48	Benn Tilley	2:21.142	4	2:20.347	+0.795
7	42	44.384	9	37	1:10.405	7	48	26.260	2	37	Will Nuthall	2:21.218	7	2:20.656	+0.562
8	21	44.411	5	73	1:10.543	3	42	26.268	2	53	Richard Tarling	2:21.379	2		+
9	3	44.421	3	9	1:10.876	5	87	26.316	8	42	Cormac Flanagan	2:21.976	9	2:21.832	+0.144
10	14	44.596	6	15	1:10.911	2	72	26.479	6	58	Michael Grant Peter	2:22.724	4	2:22.218	+0.506
11	58	44.690	5	58	1:11.018	4	58	26.510	5	9	Michael Mallock	2:22.790	5	2:22.790	+0.000
12	72	44.720	7	42	1:11.180	9	21	26.574	3	73	Ed Thurston	2:22.821	3	2:22.446	+0.375
13	17	44.763	5	72	1:11.280	8	9	26.649	5	15	Matthew Wrigley	2:23.574	2	2:22.449	+1.125
14	15	44.815	7	17	1:11.286	7	17	26.670	3	72	Alistair Littlewood	2:23.895	8	2:22.479	+1.416
15	73	45.014	3	36	1:11.497	7	15	26.723	5	36	Rob Smith	2:24.011	7	2:23.644	+0.367
16	13	45.109	5	21	1:11.534	8	56	26.770	2	21	Ross Drybrough	2:24.052	7	2:22.519	+1.533
17	44	45.147	4	13	1:11.960	5	97	26.786	6	17	Brian Morris	2:24.057	5	2:22.719	+1.338
18	49	45.214	8	6	1:12.330	7	13	26.827	8	13	Stuart Kestenbaum	2:24.388	7	2:23.896	+0.492
19	36	45.221	4	97	1:12.424	6	14	26.844	5	14	Neil Shinner	2:24.958	5	2:24.015	+0.943
20	6	45.236	5	54	1:12.450	5	73	26.889	2	97	Robert Tusting	2:25.105	6	2:25.105	+0.000
21	9	45.265	5	56	1:12.525	8	49	26.909	7	6	Stuart Baird	2:25.339	5	2:24.652	+0.687
22	8	45.656	6	14	1:12.575	2	36	26.926	8	54	Alex Meek	2:25.527	5	2:25.527	+0.000
23	77	45.660	8	49	1:12.755	7	81	26.936	3	49	Harvey Sykes	2:25.710	7	2:24.878	+0.832
24	20	45.718	6	20	1:12.844	4	77	27.035	8	77	Chris Sharples	2:25.973	8	2:25.973	+0.000
25	54	45.742	5	44	1:12.872	4	19	27.055	8	20	Kevin Stanzl	2:25.980	8	2:25.625	+0.355
26	56	45.848	5	75	1:12.943	4	20	27.063	8	44	Sam Binfield	2:26.043	4	2:25.513	+0.530
27	97	45.895	6	8	1:13.166	7	6	27.086	5	56	Roland Svensson	2:26.251	5	2:25.143	+1.108
28	75	45.896	2	12	1:13.257	5	177	27.110	7	75	Daniel Pickett	2:26.345	2	2:26.108	+0.237
29	26	45.978	3	77	1:13.278	8	27	27.158	7	8	Andrew Mansell	2:26.485	7	2:26.111	+0.374
30	12	46.061	3	19	1:13.466	7	11	27.229	8	12	Nick Pancisi	2:26.843	5	2:26.678	+0.165
31	66	46.080	3	66	1:13.592	3	75	27.269	2	66	Andrew Wiggins	2:27.047	3	2:27.046	+0.001
32	19	46.251	8	22	1:13.767	8	8	27.289	3	81	James Lovett	2:27.505	5	2:27.094	+0.411
33	63	46.309	8	81	1:13.791	5	54	27.335	5	19	Stephen King	2:27.588	7	2:26.772	+0.816
34	81	46.367	5	26	1:14.033	6	12	27.360	5	22	Tim Brise	2:27.672	8	2:27.672	+0.000
35	55	46.385	8	47	1:14.216	3	66	27.374	1	26	John Slack	2:27.944	8	2:27.438	+0.506
36	22	46.416	8	55	1:14.310	7	63	27.395	7	63	Matthew Sturmer	2:28.233	8	2:28.112	+0.121
37	27	46.454	6	63	1:14.408	8	55	27.420	7	27	Dick Dixon	2:28.492	7	2:28.033	+0.459
38	82	46.660	5	27	1:14.421	7	26	27.427	8	55	Roger Arnold	2:28.526	7	2:28.115	+0.411
39	47	46.932	6	88	1:15.064	6	22	27.489	8	47	Louis Hanjoul	2:29.394	3	2:28.690	+0.704
40	60			11	1:15.148	3	44	27.494	2	11	Roy Siergiejew	2:29.857	3	2:29.730	+0.127
41	25	47.162	4	25	1:15.278	7	47	27.542	7	25	Ian Fernihough	2:30.747	7	2:30.510	+0.237
42	5	47.244	3	177	1:16.110	6	5	27.602	6	82	Lee Penson	2:31.008	5	2:31.008	+0.000
43	11	47.353	8	5	1:16.157	3	88	27.796	6	177	Peter Hannam	2:31.059	6	2:30.685	+0.374
44	177	47.465	6	39	1:16.192	5	95	27.899	8	88	Chris Stuart	2:31.485	6	2:30.421	+1.064
45	88	47.561	4	82	1:16.443	5	82	27.905	5	5	Ian Pearson	2:31.725	3	2:31.003	+0.722
46	50	47.608	8	50	1:16.476	7	39	27.914	5	39	Michael Richings	2:32.336	5	2:31.824	+0.512
47	95	47.679	8	95	1:16.587	7	78	27.962	7	95	Fraser Collins	2:33.128	7	2:32.165	+0.963




Session Start: 10:02:48 - Finish: 10:22:50
Weather/Track Conditions: Bright / Drying
Circuit: Silverstone Historic Grand Prix
Track Length: 5.857 Km - 3.6394 miles



Silverstone International Trophy - 20 - 21 May 2017

HSCC Historic Formula Ford with Avon Tyres, Radio Caroline & Titan Historic Racing Qualifying for Race 3 - Best Sector Times

48	78	47.701	8	30	1:16.762	8	25	28.070	8
49	39	47.718	6	78	1:17.085	8	30	28.079	8
50	2	47.817	3	46	1:17.394	1	28	28.283	3
51	28	47.999	3	2	1:17.441	3	50	28.307	8
52	71	48.275	6	28	1:17.564	7	32	28.355	5
53	156	48.953	6	156	1:17.806	4	71	28.378	3
54	29	48.965	5	71	1:18.200	6	2	28.552	3
55	30	48.995	8	32	1:18.423	5	29	28.570	3
56	32	49.332	5	29	1:19.660	6	18	28.847	4
57	46	49.748	1	18	1:19.764	6	156	28.906	8
58	18	50.270	7	59	1:27.437	5	46	29.608	4
59	59	53.258	6	53			59	30.411	7
60	53			60			60		
61	98			98			98		




Session Start: 10:02:48 - Finish: 10:22:50
Weather/Track Conditions: Bright / Drying
Circuit: Silverstone Historic Grand Prix
Track Length: 5.857 Km - 3.6394 miles



Silverstone International Trophy - 20 - 21 May 2017

HSCC Historic Formula Ford with Avon Tyres, Radio Caroline & Titan Historic Racing Qualifying for Race 3 - Best Sector Times

78	Geoff Underwood	2:33.143	8	2:32.748	+0.395
50	John Roberts	2:33.549	8	2:32.391	+1.158
2	Alison Langridge	2:33.810	3	2:33.810	+0.000
30	Cliff Gray	2:33.836	8	2:33.836	+0.000
28	Michael Wales	2:34.519	3	2:33.846	+0.673
71	Alan Cook	2:34.910	6	2:34.853	+0.057
32	Nigel Adams	2:36.110	5	2:36.110	+0.000
156	Rachel Arnold	2:36.272	4	2:35.665	+0.607
46	Stuart Dix	2:37.070	1	2:36.750	+0.320
29	Donald Laird	2:37.743	7	2:37.195	+0.548
18	Bill Cowing	2:41.148	7	2:38.881	+2.267
98	Adrian Richards	2:41.891	7		+
59	Les Beards	2:53.192	5	2:51.106	+2.086
60	James Buckton				+




Session Start: 10:02:48 - Finish: 10:22:50
Weather/Track Conditions: Bright / Drying
Circuit: Silverstone Historic Grand Prix
Track Length: 5.857 Km - 3.6394 miles



Silverstone International Trophy - 20 - 21 May 2017

HSCC Historic Formula Ford with Avon Tyres, Radio Caroline & Titan Historic Racing Qualifying for Race 3 - Best Sector Speeds

	NO	SECTOR 1	MPH		NO	SECTOR 2	MPH		NO	SECTOR 3	MPH
1		NO SPEED TRAP		56	Roland Svensson	118.4		3	Benn Simms	111.5	
2				40	Samuel Mitchell	117.9		53	Richard Tarling	111.1	
3				94	Michael O'Brien	117.5		1	Callum Grant	110.3	
4				48	Benn Tilley	117.3		14	Neil Shinner	110.0	
5				49	Harvey Sykes	117.3		42	Cormac Flanagan	110.0	
6				20	Kevin Stanzl	117.1		21	Ross Drybrough	109.8	
7				21	Ross Drybrough	117.1		36	Rob Smith	109.8	
8				53	Richard Tarling	117.1		94	Michael O'Brien	109.4	
9				3	Benn Simms	116.7		56	Roland Svensson	109.1	
10				15	Matthew Wrigley	116.5		87	Nelson Row e	109.1	
11				58	Michael Grant Peterkin	116.5		58	Michael Grant Peterkin	108.9	
12				72	Alistair Littlewood	116.5		8	Andrew Mansell	108.7	
13				1	Callum Grant	116.3		9	Michael Mallock	108.7	
14				14	Neil Shinner	116.3		48	Benn Tilley	108.7	
15				36	Rob Smith	116.3		40	Samuel Mitchell	108.5	
16				42	Cormac Flanagan	116.3		75	Daniel Pickett	108.3	
17				37	Will Nuthall	116.1		15	Matthew Wrigley	108.2	
18				87	Nelson Row e	116.1		26	John Slack	108.2	
19				44	Sam Binfield	115.9		77	Chris Sharples	108.2	
20				47	Louis Hanjoul	115.9		13	Stuart Kestenbaum	108.0	
21				9	Michael Mallock	115.7		20	Kevin Stanzl	108.0	
22				75	Daniel Pickett	115.7		37	Will Nuthall	108.0	
23				22	Tim Brise	115.5		81	James Lovett	108.0	
24				13	Stuart Kestenbaum	115.1		55	Roger Arnold	107.8	
25				17	Brian Morris	115.1		66	Andrew Wiggins	107.8	
26				8	Andrew Mansell	114.7		72	Alistair Littlewood	107.8	
27				27	Dick Dixon	114.5		49	Harvey Sykes	107.6	
28				73	Ed Thurston	114.3		44	Sam Binfield	107.3	
29				66	Andrew Wiggins	114.1		11	Roy Siergiejew	107.1	
30				55	Roger Arnold	113.7		22	Tim Brise	107.1	
31				12	Nick Pancisi	113.4		12	Nick Pancisi	106.8	
32				78	Geoff Underwood	113.4		27	Dick Dixon	106.8	
33				81	James Lovett	113.4		82	Lee Penson	106.8	
34				97	Robert Tusting	112.8		6	Stuart Baird	106.6	
35				11	Roy Siergiejew	112.6		25	Ian Fernihough	106.6	
36				77	Chris Sharples	112.6		17	Brian Morris	106.4	
37				82	Lee Penson	112.4		30	Cliff Gray	106.1	
38				6	Stuart Baird	112.2		19	Stephen King	105.9	
39				19	Stephen King	112.0		78	Geoff Underwood	105.9	
40				26	John Slack	112.0		73	Ed Thurston	105.6	




Session Start: 10:02:48 - Finish: 10:22:50
Weather/Track Conditions: Bright / Drying
Circuit: Silverstone Historic Grand Prix
Track Length: 5.857 Km - 3.6394 miles

Silverstone International Trophy - 20 - 21 May 2017

HSCC Historic Formula Ford with Avon Tyres, Radio Caroline & Titan Historic Racing Qualifying for Race 3 - Best Sector Speeds

41		2	Alison Langridge	111.8	28	Michael Wales	105.4
42		28	Michael Wales	111.8	32	Nigel Adams	105.1
43		39	Michael Richings	111.8	177	Peter Hannam	105.1
44		46	Stuart Dix	111.8	2	Alison Langridge	104.9
45		5	Ian Pearson	111.5	47	Louis Hanjoul	104.9
46		25	Ian Fernihough	111.5	50	John Roberts	104.9
47		30	Cliff Gray	111.5	63	Matthew Sturmer	104.6
48		32	Nigel Adams	111.1	97	Robert Tusting	104.4
49		177	Peter Hannam	111.1	54	Alex Meek	104.2
50		29	Donald Laird	110.9	5	Ian Pearson	104.1
51		71	Alan Cook	110.9	39	Michael Richings	104.1
52		63	Matthew Sturmer	110.6	60	James Buckton	103.9
53		18	Bill Cowing	110.4	71	Alan Cook	103.9
54		50	John Roberts	110.4	95	Fraser Collins	103.7
55		54	Alex Meek	109.8	156	Rachel Arnold	103.1
56		88	Chris Stuart	109.5	29	Donald Laird	102.6
57		95	Fraser Collins	109.1	18	Bill Cowing	102.0
58		156	Rachel Arnold	108.4	59	Les Beards	101.8
59		59	Les Beards	100.3	88	Chris Stuart	101.6
60		60	James Buckton	0.0	46	Stuart Dix	92.2
61		98	Adrian Richards	0.0	98	Adrian Richards	0.0



Session Start: 10:02:48 - Finish: 10:22:50
Weather/Track Conditions: Bright / Drying
Circuit: Silverstone Historic Grand Prix
Track Length: 5.857 Km - 3.6394 miles

Silverstone International Trophy - 20 - 21 May 2017

HSCC Historic Formula Ford with Avon Tyres, Radio Caroline & Titan Historic Racing Race 3 - Starting Grid

Sheet No:

Start Time : 15:35 - Heat Duration : 20 Minutes

27		54 59 Les Beards		53 98 Adrian Richards
26		52 29 Donald Laird		51 46 Stuart Dix
25		50 156 Rachel Arnold		49 32 Nigel Adams
24		48 28 Michael Wales		47 30 Cliff Gray
23		46 2 Alison Langridge		45 50 John Roberts
22		44 78 Geoff Underwood		43 95 Fraser Collins
21		42 39 Michael Richings		41 5 Ian Pearson
20		40 88 Chris Stuart		39 177 Peter Hannam
19		38 25 Ian Fernihough		37 11 Roy Siergiejew
18		36 55 Roger Arnold		35 27 Dick Dixon
17		34 63 Matthew Sturmer		33 26 John Slack
16		32 22 Tim Brise		31 19 Stephen King
15		30 81 James Lovett		29 66 Andrew Wiggins
14		28 12 Nick Pancisi		27 8 Andrew Mansell
13		26 75 Daniel Pickett		25 56 Roland Svensson
12		24 44 Sam Binfield		23 20 Kevin Stanzl
11		22 77 Chris Sharples		21 49 Harvey Sykes

Reserves - 47, 87, 71, 9.

*Circuit: Silverstone Historic Grand Prix
Track Length: 5.857 Km - 3.6394 miles*

These results are provisional until the conclusion of any judicial and technical matters.

Clerk of the Course:

Julian Floyd

Timekeeper:

Nick Palmer

Issued at:

Silverstone International Trophy - 20 - 21 May 2017

HSCC Historic Formula Ford with Avon Tyres, Radio Caroline & Titan Historic Racing

Race 3 - Starting Grid

Sheet No:

Start Time : 15:35 - Heat Duration : 20 Minutes

10	20	54 Alex Meek	19	6 Stuart Baird
9	18	97 Robert Tusting	17	14 Neil Shinner
8	16	13 Stuart Kestenbaum	15	17 Brian Morris
7	14	21 Ross Drybrough	13	36 Rob Smith
6	12	72 Alistair Littlewood	11	15 Mat thew Wrigley
5	10	73 Ed Thurst on	9	58 Michael Grant Peterkin
4	8	42 Cormac Flanagan	7	53 Richard Tarling
3	6	37 Will Nuthall	5	48 Benn Tilley
2	4	3 Benn Simms	3	40 Samuel Mitchell
1	2	94 Michael O'Brien	1	1 Callum Grant
ROW	Pole Left			

Reserves - 47, 87, 71, 9.

*Circuit: Silverstone Historic Grand Prix
Track Length: 5.857 Km - 3.6394 miles*

These results are provisional until the conclusion of any judicial and technical matters.

Clerk of the Course:

Timekeeper:

Issued at:

Julian Floyd

Nick Palmer



Printed : 20-05-2017 - 13:37

Silverstone International Trophy - 20 - 21 May 2017

GT & Sports Car Cup supported by Denis Welch Motorsport & John Clark Motor Group
Qualifying for Race 9 - Classification

Sheet No:

POS	NO	DRIVER/S	CLASS		CAR MAKE / MODEL	TIME	ON	LAPS	GAP	DIFF	MPH
			CLASS	POS							
1	81	Clark-Keen	GT4	1	Jaguar E-type	2:25.317	3	7			90.16
2	88	Wakeman-Blakeney-Edwards	GT4	2	Lister Jaguar Coupe	2:29.623	10	10	4.306	4.306	87.56
3	76	Bremner-Bremner-Reid	GT4	3	AC Cobra 289	2:29.877	2	10	4.560	0.254	87.42
4	75	Voyazides-Hadfield	GT4	4	AC Cobra 289	2:29.967	4	11	4.650	0.090	87.36
5	85	Hunt-Hall	GT4	5	Jaguar E-type	2:30.559	5	11	5.242	0.592	87.02
6	96	Nyblæus-Welch	GT3	1	Austin Healey 3000	2:31.056	2	11	5.739	0.497	86.73
7	67	Watson-Kirkaldy	GT3	2	Jaguar E-type	2:32.539	3	9	7.222	1.483	85.89
8	84	Gomm-Keith-Lucas	GT4	6	Jaguar E-type 'Low Drag'	2:33.224	6	7	7.907	0.685	85.51
9	33	Bell-Thomas	GT3	3	Austin Healey 3000	2:34.145	4	9	8.828	0.921	85.00
10	61	Orebi Gann-Lockie	GT3	4	Morgan Plus 4 SLR	2:34.246	11	11	8.929	0.101	84.94
11	97	Nick Sleep	GT4	7	Shelby Mustang GT350	2:35.803	3	7	10.486	1.557	84.09
12	56	Smithies-Chatham	GT3	5	Austin Healey 3000	2:35.950	3	11	10.633	0.147	84.01
13	4	Laplough-Lovett-Fowler	SP1	1	Lola Mk1	2:36.112	3	10	10.795	0.162	83.93
14	74	Wilson-Williams	GT4	8	AC Cobra 289	2:36.729	10	10	11.412	0.617	83.59
15	1	Corfield-Welch	GT3	6	Austin Healey 3000	2:37.218	5	10	11.901	0.489	83.33
16	58	Pangborn-Woods	GT3	7	Austin Healey 3000	2:37.906	3	10	12.589	0.688	82.97
17	7	Squire-Squire	GT4	9	Sunbeam Tiger Le Mans	2:38.228	9	10	12.911	0.322	82.80
18	55	Hunt-Grant-Peterkin	GT3	8	Austin Healey 3000	2:38.876	10	10	13.559	0.648	82.47
19	60	Richardson-Bentley	GT3	9	Morgan Plus 4	2:39.679	5	6	14.362	0.803	82.05
20	71	Ross-Jones-Ross-Jones	GT3	10	Triumph TR4	2:41.807	3	10	16.490	2.128	80.97
21	48	Joe Ward	GT2	1	TVR Grantura Mk3	2:42.636	5	6	17.319	0.829	80.56
22	99	Merry-Clayson	GT4	10	Sunbeam Tiger	2:43.711	10	10	18.394	1.075	80.03
23	42	Tognola-Monk	GT2	2	Porsche 911	2:43.875	9	10	18.558	0.164	79.95
24	41	Jones-Barrie	GT2	3	Porsche 911	2:44.321	3	10	19.004	0.446	79.73
25	47	Paul-Bourne	GT2	4	TVR Grantura Mk3	2:44.560	4	10	19.243	0.239	79.62
26	10	Andrew McAlpine	SP1	2	Lotus 11	2:45.410	3	7	20.093	0.850	79.21
27	35	Morley-Morley-Morley	GT2	5	MGB	2:45.536	3	8	20.219	0.126	79.15
28	53	Harris-Wilmoth	GT3	11	Austin Healey 3000	2:46.349	10	10	21.032	0.813	78.76
29	32	Jacobsen-Jacobsen	GT2	6	MGB	2:47.148	6	8	21.831	0.799	78.38
30	11	Haythornthwaite-Keith-Lucas	SP1	3	Lotus 11	2:47.539	3	9	22.222	0.391	78.20
31	94	Midgley-Rowe	GT4	11	Lotus Elan 26R Shapecraft	2:48.581	3	10	23.264	1.042	77.72
32	34	Lambert-Lambert	GT2	7	MGB	2:48.784	9	9	23.467	0.203	77.62
33	49	Estrop-Estrop	GT2	8	TVR Grantura Mk3	2:49.007	3	9	23.690	0.223	77.52
34	68	Gordon-Finburgh	GT3	12	Jaguar XK150	2:51.006	5	10	25.689	1.999	76.62
35	28	Binfield-Binfield	GT2	9	Gilbern 1800 GT	2:51.250	4	9	25.933	0.244	76.51
36	23	Bason-Bason	GT1	1	Lotus Elite	2:52.549	10	10	27.232	1.299	75.93
37	37	Phillips-Phillips-Phillips	GT2	10	MGB	2:54.821	5	5	29.504	2.272	74.94
38	40	Galliers-Pratt-Cussons	GT2	11	Porsche 911	2:57.880	9	9	32.563	3.059	73.65

Cars 1, 7, 33 & 67 require working transponders - Regulation Q.12.2.1 refers.
 A 30 second penalty will be applied if not working in the race.

Session Start: 10:32:20 - Finish: 11:02:23
Weather/Track Conditions: Drizzle/Damp
Circuit: Silverstone Historic Grand Prix
Track Length: 5.857 Km - 3.6394 miles

These results are provisional until the conclusion of any judicial and technical matters.

Clerk of the Course: <div style="text-align: right;">Julian Floyd</div>	Timekeeper: <div style="text-align: right;">Nick Palmer</div>	Issued at:
--	--	--------------------

Silverstone International Trophy - 20 - 21 May 2017

GT & Sports Car Cup supported by Denis Welch Motorsport & John Clark Motor Group
Qualifying for Race 9 - Classification

Sheet No:

POS	NO	DRIVER/S	CLASS		CAR MAKE / MODEL	TIME	ON	LAPS	GAP	DIFF	MPH
			CLASS	POS							
39	16	Julian Balme	GT3	13	Triumph TR4	3:00.820	2	3	35.503	2.940	72.46
40	134	Karl Wetherell	GT3	14	Triumph TR4	3:04.033	1	4	38.716	3.213	71.19
41	45	do Valle-Sottomayor	GT2	12	MGB	3:07.722	2	2	42.405	3.689	69.79

Cars 1, 7, 33 & 67 require working transponders - Regulation Q.12.2.1 refers.
A 30 second penalty will be applied if not working in the race.

Session Start: 10:32:20 - Finish: 11:02:23
Weather/Track Conditions: Drizzle/Damp
Circuit: Silverstone Historic Grand Prix
Track Length: 5.857 Km - 3.6394 miles

These results are provisional until the conclusion of any judicial and technical matters.

Clerk of the Course:

Julian Floyd

Timekeeper:

Nick Palmer

Issued at:

Silverstone International Trophy - 20 - 21 May 2017

GT & Sports Car Cup supported by Denis Welch Motorsport & John Clark Motor Group Qualifying for Race 9 - Sector Analysis

1 Corfield-Welch (GT3)							Austin Healey 3000										
lap	Sect-1	Speed	Sect-2	Speed	Sect-3	Speed	Laptime	Pit	lap	Sect-1	Speed	Sect-2	Speed	Sect-3	Speed	Laptime	Pit
1							2:45.610		6							2:48.758	
2							2:39.960		7			In		In		4:06.689	P
3							2:38.114		8							2:58.271	
4							2:38.413		9							2:48.927	
5							2:37.218		10							2:39.350	

4 Lamplough-Lovett-Fowler (SP1)							Lola Mk1										
lap	Sect-1	Speed	Sect-2	Speed	Sect-3	Speed	Laptime	Pit	lap	Sect-1	Speed	Sect-2	Speed	Sect-3	Speed	Laptime	Pit
1	51.072		1:19.841	104.7	29.954	98.7	2:40.867		6	54.466		1:34.790	101.8	33.653	90.0	3:02.909	
2	50.701		1:19.549	108.6	29.252	99.3	2:39.502		7	57.359		1:37.663	100.2	34.703	89.0	3:09.725	
3	48.851		1:17.798	107.5	29.463	99.2	2:36.112		8	58.118		1:30.014	102.8	31.717	94.5	2:59.849	
4	51.057						2:02.303		9	54.555		1:26.349	102.5	32.372	95.5	2:53.276	
5	Out		1:29.106	102.6	30.908	94.8	5:20.322	P	10	53.131		1:27.345	106.2	31.087	93.7	2:51.563	

7 Squire-Squire (GT4)							Sunbeam Tiger Le Mans										
lap	Sect-1	Speed	Sect-2	Speed	Sect-3	Speed	Laptime	Pit	lap	Sect-1	Speed	Sect-2	Speed	Sect-3	Speed	Laptime	Pit
1							3:05.248		6			In		In		4:08.580	P
2							2:54.010		7							3:01.191	
3							2:49.089		8							2:51.617	
4							2:50.577		9							2:38.228	
5							3:00.237		10							2:39.217	


10 Andrew McAlpine (SP1)							Lotus 11										
lap	Sect-1	Speed	Sect-2	Speed	Sect-3	Speed	Laptime	Pit	lap	Sect-1	Speed	Sect-2	Speed	Sect-3	Speed	Laptime	Pit
1	55.867		1:25.406	97.8	30.886	100.6	2:52.159		5	51.745		1:24.168	105.4	30.868	101.3	2:46.781	
2	52.285		1:24.989	96.8	30.743	103.9	2:48.017		6	52.385		1:25.029	100.9	31.050	101.6	2:48.464	
3	50.897		1:23.067	105.7	31.446	99.9	2:45.410		7			In	88.1	In		3:14.959	P
4	54.155		1:23.787	107.2	30.818	101.0	2:48.760		8								

11 Haythornthwaite-Keith-Lucas (SP1)							Lotus 11										
lap	Sect-1	Speed	Sect-2	Speed	Sect-3	Speed	Laptime	Pit	lap	Sect-1	Speed	Sect-2	Speed	Sect-3	Speed	Laptime	Pit
1	59.327		1:29.677	103.9	31.561	95.9	3:00.565		6		Out	1:37.297	87.6	39.053	81.4	5:23.550	P
2	52.496		1:27.239	106.4	30.990	99.8	2:50.725		7	1:02.477		1:39.009	84.0	35.834	92.4	3:17.320	
3	51.562		1:25.161	107.5	30.816	99.2	2:47.539		8	59.786		1:31.881	86.9	32.628	103.6	3:04.295	
4	52.265		1:28.172	106.7	32.483	98.6	2:52.920		9	53.943		1:27.018	90.1	32.072	102.9	2:53.033	
5	53.842		1:28.675	107.5	In		3:05.442	P	10								

16 Julian Balme (GT3)							Triumph TR4										
lap	Sect-1	Speed	Sect-2	Speed	Sect-3	Speed	Laptime	Pit	lap	Sect-1	Speed	Sect-2	Speed	Sect-3	Speed	Laptime	Pit
1	59.027		1:30.914	87.6	34.123	87.7	3:04.064		3	57.119		1:31.132	85.1	32.656	94.0	3:00.907	
2	55.149		1:33.098	86.7	32.573	93.6	3:00.820		4								

23 Bason-Bason (GT1)							Lotus Elite										
lap	Sect-1	Speed	Sect-2	Speed	Sect-3	Speed	Laptime	Pit	lap	Sect-1	Speed	Sect-2	Speed	Sect-3	Speed	Laptime	Pit
1	54.603		1:30.425	98.3	33.228	93.3	2:58.256		6	54.267		1:34.602	95.7	36.652	86.3	3:05.521	
2	55.036		1:30.423	97.4	33.107	92.2	2:58.566		7	1:01.820		1:41.529	87.8	36.794	89.4	3:20.143	
3	54.056		1:27.736	103.1	32.337	93.7	2:54.129		8	59.238		1:30.053	98.8	32.686	92.5	3:01.977	
4	53.228		1:29.024	102.5			2:22.570		9	54.889		1:27.354	103.7	32.285	96.0	2:54.528	
5	Out		1:30.521	101.2	33.149	94.1	4:55.751	P	10	54.032		1:26.789	102.9	31.728	96.0	2:52.549	

28 Binfield-Binfield (GT2)							Gilbern 1800 GT										
lap	Sect-1	Speed	Sect-2	Speed	Sect-3	Speed	Laptime	Pit	lap	Sect-1	Speed	Sect-2	Speed	Sect-3	Speed	Laptime	Pit
1	59.072		1:30.825	95.1	33.081	91.5	3:02.978		6		Out	1:35.127	93.3	36.135	87.5	4:58.443	P
2	55.392		1:27.352	95.9	32.163	92.5	2:54.907		7	59.712		1:33.303	89.5	34.559	94.1	3:07.574	
3	54.030		1:28.269	100.6	32.265	91.6	2:54.564		8	57.427		1:27.837	98.7	32.605	94.1	2:57.869	
4	53.969		1:25.427	99.4	31.854	92.8	2:51.250		9	57.356		1:27.914	102.1	31.924	93.8	2:57.194	
5	54.564		1:27.843	97.8	In		3:06.352	P	10								



Session Start: 10:32:20 - Finish: 11:02:23
Weather/Track Conditions: Drizzle/Damp
Circuit: Silverstone Historic Grand Prix
Track Length: 5.857 Km - 3.6394 miles

Silverstone International Trophy - 20 - 21 May 2017

GT & Sports Car Cup supported by Denis Welch Motorsport & John Clark Motor Group Qualifying for Race 9 - Sector Analysis

32 Jacobsen-Jacobsen (GT2)							MGB										
lap	Sect-1	Speed	Sect-2	Speed	Sect-3	Speed	Laptime	Pit	lap	Sect-1	Speed	Sect-2	Speed	Sect-3	Speed	Laptime	Pit
1	55.421		1:30.284	105.0	31.175	97.9	2:56.880		5	Out		1:21.885	106.4	30.128	98.5	4:49.996	P
2	52.457		1:24.686	105.2	31.524	97.4	2:48.667		6	51.188		1:23.133	106.0	32.827	92.0	2:47.148	
3	52.397		1:24.134	106.0	31.454	96.6	2:47.985		7	56.437		1:36.007	97.0	35.292	85.9	3:07.736	
4	54.200						2:14.382		8	1:02.681		1:34.265	89.2	In		3:22.448	P

33 Bell-Thomas (GT3)							Austin Healey 3000										
lap	Sect-1	Speed	Sect-2	Speed	Sect-3	Speed	Laptime	Pit	lap	Sect-1	Speed	Sect-2	Speed	Sect-3	Speed	Laptime	Pit
1							2:41.747		6			In		In		4:32.377	P
2							2:37.754		7							3:09.623	
3							5:10.239		8							2:50.281	
4							2:34.145		9							2:44.331	
5							2:51.211		10								

34 Lambert-Lambert (GT2)							MGB										
lap	Sect-1	Speed	Sect-2	Speed	Sect-3	Speed	Laptime	Pit	lap	Sect-1	Speed	Sect-2	Speed	Sect-3	Speed	Laptime	Pit
1	1:05.763		1:52.355	89.8	35.297	88.3	3:33.415		6	52.578		1:35.607	86.5	36.032	86.5	3:04.217	
2	1:00.517		1:39.399	91.7	34.954	85.7	3:14.870		7	1:00.112		1:35.381	97.4	33.704	91.9	3:09.197	
3	1:00.388		1:39.177	93.7			2:40.867		8	56.406		1:27.912	102.6	31.110	94.0	2:55.428	
4	Out		1:26.348	103.4	31.370	94.1	4:50.382	P	9	54.038		1:23.893	102.6	30.853	93.4	2:48.784	
5	54.025		1:26.168	101.5	31.606	92.6	2:51.799		10								


35 Morley-Morley-Morley (GT2)							MGB										
lap	Sect-1	Speed	Sect-2	Speed	Sect-3	Speed	Laptime	Pit	lap	Sect-1	Speed	Sect-2	Speed	Sect-3	Speed	Laptime	Pit
1	54.192		1:30.589	103.6	31.259	95.2	2:56.040		5	53.178		1:32.609	96.6	In		3:14.783	P
2	4:56.415		1:29.616	99.4	32.691	95.6	6:58.722	P	6	Out		1:39.939	93.2	34.435	89.8	4:29.658	P
3	51.372		1:23.285	104.7	30.879	94.9	2:45.536		7	58.606		1:30.493	101.1	31.773	93.3	3:00.872	
4	53.553		1:26.677	102.0	31.383	94.9	2:51.613		8	52.872		1:27.561	102.8	31.018	94.6	2:51.451	

37 Phillips-Phillips-Phillips (GT2)							MGB										
lap	Sect-1	Speed	Sect-2	Speed	Sect-3	Speed	Laptime	Pit	lap	Sect-1	Speed	Sect-2	Speed	Sect-3	Speed	Laptime	Pit
1							7:36.313		4							3:01.471	
2							2:56.777		5							2:54.821	
3							7:49.420		6								

40 Galliers-Pratt-Cussons (GT2)							Porsche 911										
lap	Sect-1	Speed	Sect-2	Speed	Sect-3	Speed	Laptime	Pit	lap	Sect-1	Speed	Sect-2	Speed	Sect-3	Speed	Laptime	Pit
1	58.792		1:33.018	88.8	34.416	88.5	3:06.226		6	56.999		1:43.749	86.6	38.434	82.4	3:19.182	
2	55.563		1:30.187	93.7	33.161	92.4	2:58.911		7	1:03.275		1:40.764	91.8	35.617	87.7	3:19.656	
3	54.369		1:30.760	98.3	32.779	93.6	2:57.908		8	59.181		1:34.032	97.0	33.232	90.8	3:06.445	
4	54.229						2:20.646		9	56.091		1:29.063	98.3	32.726	91.7	2:57.880	
5	Out		1:36.587	96.1	34.150	87.9	5:23.372	P	10								

41 Jones-Barrie (GT2)							Porsche 911										
lap	Sect-1	Speed	Sect-2	Speed	Sect-3	Speed	Laptime	Pit	lap	Sect-1	Speed	Sect-2	Speed	Sect-3	Speed	Laptime	Pit
1	53.343		1:26.778	108.4	30.709	99.9	2:50.830		6	52.060		1:25.030	108.4	In		2:57.858	P
2	51.308		1:22.236	112.6	30.781	100.9	2:44.325		7	Out		1:35.331	102.1	36.854	86.9	4:10.058	P
3	50.625		1:22.523	110.0	31.173	99.9	2:44.321		8	59.700		1:33.827	103.4	34.423	92.0	3:07.950	
4	51.185		1:24.066	111.1	30.941	100.1	2:46.192		9	56.870		1:30.453	108.4	32.893	96.4	3:00.216	
5	51.825		1:23.119	112.0	31.045	99.3	2:45.989		10	56.380		1:31.201	107.7	32.592	95.6	3:00.173	

42 Tognola-Monk (GT2)							Porsche 911										
lap	Sect-1	Speed	Sect-2	Speed	Sect-3	Speed	Laptime	Pit	lap	Sect-1	Speed	Sect-2	Speed	Sect-3	Speed	Laptime	Pit
1	57.656		1:32.174	103.1	33.353	98.5	3:03.183		6	51.783		1:33.561	91.9	36.763	88.9	3:02.107	
2	53.850		1:27.366	91.6	32.913	99.8	2:54.129		7	57.823		1:34.318	94.0	34.523	101.0	3:06.664	
3	53.883		1:31.882	96.0	33.665	98.3	2:59.430		8	53.526		1:25.462	104.4	31.170	105.6	2:50.158	
4	55.542						2:17.859		9	51.260		1:21.874	107.9	30.741	106.2	2:43.875	
5	Out		1:30.944	100.2	31.884	100.4	6:29.287	P	10	51.187		1:22.663	111.3	30.177	107.3	2:44.027	



Session Start: 10:32:20 - Finish: 11:02:23
Weather/Track Conditions: Drizzle/Damp
Circuit: Silverstone Historic Grand Prix
Track Length: 5.857 Km - 3.6394 miles

Silverstone International Trophy - 20 - 21 May 2017

GT & Sports Car Cup supported by Denis Welch Motorsport & John Clark Motor Group Qualifying for Race 9 - Sector Analysis

45 do Valle-Sottomayor (GT2)							MGB										
lap	Sect-1	Speed	Sect-2	Speed	Sect-3	Speed	Laptime	Pit	lap	Sect-1	Speed	Sect-2	Speed	Sect-3	Speed	Laptime	Pit
1			90.9		34.086	87.9		3:12.456	2			94.0		33.988	85.3		3:07.722

47 Paul-Bourne (GT2)							TVR Grantura Mk3										
lap	Sect-1	Speed	Sect-2	Speed	Sect-3	Speed	Laptime	Pit	lap	Sect-1	Speed	Sect-2	Speed	Sect-3	Speed	Laptime	Pit
1	54.265		1:28.323	98.7	32.159	101.8		2:54.747	6	51.164		1:22.875	110.0	In		2:52.664	P
2	50.916		1:24.748	109.8	31.924	102.3		2:47.588	7	Out		1:32.565	90.1	36.272	86.9	3:50.704	P
3	50.706		1:22.730	106.9	31.419	102.6		2:44.855	8	58.589		1:33.390	86.9	34.946	90.2	3:06.925	
4	50.874		1:22.752	110.9	30.934	102.9		2:44.560	9	57.368		1:25.918	106.2	31.281	97.0	2:54.567	
5	50.483		1:23.655	111.1	30.502	101.8		2:44.640	10	1:09.444		1:22.699	111.7	29.959	103.9	3:02.102	

48 Joe Ward (GT2)							TVR Grantura Mk3										
lap	Sect-1	Speed	Sect-2	Speed	Sect-3	Speed	Laptime	Pit	lap	Sect-1	Speed	Sect-2	Speed	Sect-3	Speed	Laptime	Pit
1	57.006		1:28.253	85.6	31.827	100.1		2:57.086	4	50.469		1:22.753	110.2	29.884	102.8	2:43.106	
2	51.290		1:24.131	108.1	29.963	103.9		2:45.384	5	51.176		1:21.535	110.4	29.925	103.1	2:42.636	
3	50.449		1:22.615	105.2	31.811	101.3		2:44.875	6	51.715		1:39.453	64.3	In		3:20.160	P


49 Elstrop-Elstrop (GT2)							TVR Grantura Mk3										
lap	Sect-1	Speed	Sect-2	Speed	Sect-3	Speed	Laptime	Pit	lap	Sect-1	Speed	Sect-2	Speed	Sect-3	Speed	Laptime	Pit
1	59.952		1:33.685	99.0	31.066	96.6		3:04.703	6	56.713		1:44.797	96.0	37.184	81.6	3:18.694	
2	53.953		1:26.801	103.1	31.921	94.1		2:52.675	7	1:02.133		1:41.738	94.0	35.521	88.2	3:19.392	
3	53.285		1:24.573	106.2	31.149	96.6		2:49.007	8	59.102		1:32.470	99.6	33.173	91.9	3:04.745	
4	54.066		Out					2:14.866	9	57.144		1:31.368	97.5	32.725	91.1	3:01.237	
5			1:36.194	99.6	33.590	90.7		5:15.529	10								

53 Harris-Wilmoth (GT3)							Austin Healey 3000										
lap	Sect-1	Speed	Sect-2	Speed	Sect-3	Speed	Laptime	Pit	lap	Sect-1	Speed	Sect-2	Speed	Sect-3	Speed	Laptime	Pit
1	55.668		1:32.617	100.0	30.871	103.4		2:59.156	6	Out		1:22.758	107.2	31.606	103.1	3:44.366	P
2	52.163		1:25.894	98.1	31.352	103.6		2:49.409	7	51.248		1:32.148	90.8	36.128	90.3	2:59.524	
3	51.161		1:27.158	92.6	31.253	103.2		2:49.572	8	57.737		1:30.212	102.1	33.116	100.6	3:01.065	
4	51.186		1:25.116	102.5	30.957	103.4		2:47.259	9	53.518		1:26.583	101.8	31.845	104.9	2:51.946	
5	51.370		1:24.666	98.3	In			3:00.123	10	51.593		1:23.624	110.2	31.132	106.4	2:46.349	

55 Hunt-Grant-Peterkin (GT3)							Austin Healey 3000										
lap	Sect-1	Speed	Sect-2	Speed	Sect-3	Speed	Laptime	Pit	lap	Sect-1	Speed	Sect-2	Speed	Sect-3	Speed	Laptime	Pit
1	54.513		1:26.750	105.0	31.389	97.4		2:52.652	6	Out		1:25.711	111.7	31.146	103.4	4:56.294	P
2	50.429		1:22.640	111.3	29.986	105.1		2:43.055	7	52.360		1:37.072	86.8	In		3:18.431	P
3	50.058		1:20.510	107.7	30.232	102.6		2:40.800	8	Out		1:24.985	109.1	31.118	107.3	4:13.097	P
4	50.360		1:22.428	113.4	30.089	104.7		2:42.877	9	49.867		1:22.465	115.5	30.601	108.7	2:42.933	
5	50.212							2:09.890	10	49.199		1:20.008	116.3	29.669	109.1	2:38.876	

56 Smithies-Chatham (GT3)							Austin Healey 3000										
lap	Sect-1	Speed	Sect-2	Speed	Sect-3	Speed	Laptime	Pit	lap	Sect-1	Speed	Sect-2	Speed	Sect-3	Speed	Laptime	Pit
1	51.445		1:22.781	111.8	29.526	107.6		2:43.752	7	48.726		1:32.002	96.1	36.957	87.5	2:57.685	
2	48.897		1:20.276	105.7	30.222	106.6		2:39.395	8	56.254		1:36.328	96.1	32.991	100.7	3:05.573	
3	48.095		1:18.478	114.9	29.377	109.4		2:35.950	9	54.131		1:23.679	105.7	31.141	105.9	2:48.951	
4	48.057							2:02.786	10	51.806		1:22.136	113.0	30.352	108.0	2:44.294	
5	Out		1:22.808	113.2	29.474	106.9		4:42.148	11	48.682		1:20.221	114.5	30.569	104.4	2:39.472	
6	50.328		1:20.726	110.4	30.741	104.4		2:41.795	12								

58 Pangborn-Woods (GT3)							Austin Healey 3000										
lap	Sect-1	Speed	Sect-2	Speed	Sect-3	Speed	Laptime	Pit	lap	Sect-1	Speed	Sect-2	Speed	Sect-3	Speed	Laptime	Pit
1	51.592		1:22.656	102.3	29.685	108.5		2:43.933	6	Out		1:35.938	86.9	34.342	88.2	5:29.207	P
2	48.481		1:20.290	111.7	29.925	106.2		2:38.696	7	1:00.084		1:38.706	84.7	38.208	85.7	3:16.998	
3	48.089		1:19.933	101.2	29.884	109.1		2:37.906	8	1:02.101		1:35.460	86.3	34.234	95.3	3:11.795	
4	47.890		1:19.970	111.8	30.332	101.5		2:38.192	9	56.088		1:30.032	97.0	32.234	99.0	2:58.354	
5	50.366							2:12.637	10	53.782		1:26.899	98.0	31.025	103.7	2:51.706	



Session Start: 10:32:20 - Finish: 11:02:23
Weather/Track Conditions: Drizzle/Damp
Circuit: Silverstone Historic Grand Prix
Track Length: 5.857 Km - 3.6394 miles

Silverstone International Trophy - 20 - 21 May 2017

GT & Sports Car Cup supported by Denis Welch Motorsport & John Clark Motor Group Qualifying for Race 9 - Sector Analysis

60 Richardson-Bentley (GT3)							Morgan Plus 4										
Lap	Sect-1	Speed	Sect-2	Speed	Sect-3	Speed	Laptime	Pit	Lap	Sect-1	Speed	Sect-2	Speed	Sect-3	Speed	Laptime	Pit
1	53.612		1:22.708	108.1	29.971	99.2	2:46.291		4	50.378		1:19.970	109.5	29.995	99.2	2:40.343	
2	51.755		1:19.845	116.7	29.615	105.9	2:04.411		5	50.406		1:19.562	108.9	29.711	99.5	2:39.679	
3	Out		1:22.106	86.8	32.390	99.3	5:52.249	P	6	52.158		1:27.601	98.1	In		3:02.162	P

61 Orebi Gann-Lockie (GT3)							Morgan Plus 4 SLR										
Lap	Sect-1	Speed	Sect-2	Speed	Sect-3	Speed	Laptime	Pit	Lap	Sect-1	Speed	Sect-2	Speed	Sect-3	Speed	Laptime	Pit
1	52.066		1:24.714	104.9	29.857	105.1	2:46.637		7	48.720		1:31.547	103.2	34.237	94.5	2:54.504	
2	50.366		1:19.845	116.7	29.615	105.9	2:39.826		8	54.032		1:27.080	110.0	33.003	104.6	2:54.115	
3	49.337		1:17.869	117.1	28.909	106.6	2:06.785		9	53.716		1:21.156	116.9	29.605	106.4	2:44.477	
4	Out		1:17.518	118.1	28.920	106.2	4:44.949	P	10	48.339		1:18.537	117.5	28.870	106.9	2:35.746	
5	49.470		1:19.673	114.9	28.934	106.2	2:35.908		11	47.599		1:17.633	117.5	29.014	107.3	2:34.246	
6	48.140						2:36.747		12								


67 Watson-Kirkaldy (GT3)							Jaguar E-type										
Lap	Sect-1	Speed	Sect-2	Speed	Sect-3	Speed	Laptime	Pit	Lap	Sect-1	Speed	Sect-2	Speed	Sect-3	Speed	Laptime	Pit
1							2:35.458		6							3:23.431	
2							2:33.821		7							2:58.819	
3							2:32.539		8							2:49.788	
4							2:45.729		9							2:46.281	
5			In		In		5:14.961	P	10								

68 Gordon-Finburgh (GT3)							Jaguar XK150										
Lap	Sect-1	Speed	Sect-2	Speed	Sect-3	Speed	Laptime	Pit	Lap	Sect-1	Speed	Sect-2	Speed	Sect-3	Speed	Laptime	Pit
1	56.641		1:29.807	96.6	32.925	92.8	2:59.373		6	54.457		1:27.056	101.8	In		3:02.518	P
2	53.360		1:26.576	104.5	32.689	94.9	2:52.625		7	Out		1:39.534	81.7	35.845	87.6	5:30.922	P
3	53.573		1:27.223	96.0	33.465	94.1	2:54.261		8	58.627		1:30.215	88.4	33.311	96.6	3:02.153	
4	52.432		1:27.271	102.3	32.483	95.7	2:52.186		9	54.931		1:27.944	99.9	33.660	92.0	2:56.535	
5	53.378		1:25.713	107.0	31.915	97.0	2:51.006		10	55.964		1:27.627	104.2	32.121	94.5	2:55.712	

71 Ross-Jones-Ross-Jones (GT3)							Triumph TR4										
Lap	Sect-1	Speed	Sect-2	Speed	Sect-3	Speed	Laptime	Pit	Lap	Sect-1	Speed	Sect-2	Speed	Sect-3	Speed	Laptime	Pit
1	56.383		1:26.192	100.6	31.252	99.9	2:53.827		6	52.895		1:24.285	101.7	31.850	98.5	2:49.030	
2	50.510		1:22.097	110.2	30.247	100.4	2:42.854		7	53.931		1:35.475	90.8	35.853	90.3	3:05.259	
3	50.341		1:21.232	109.8	30.234	101.5	2:41.807		8	57.814		1:47.723	102.0	32.462	99.0	3:17.999	
4	50.117		1:24.951	101.7	31.175	99.0	2:13.447		9	53.594		1:27.286	106.7	31.599	100.4	2:52.479	
5	Out						4:43.528	P	10	51.755		1:23.288	108.2	31.311	100.9	2:46.354	

74 Wilson-Williams (GT4)							AC Cobra 289										
Lap	Sect-1	Speed	Sect-2	Speed	Sect-3	Speed	Laptime	Pit	Lap	Sect-1	Speed	Sect-2	Speed	Sect-3	Speed	Laptime	Pit
1	52.977		1:26.282	121.6	28.931	108.2	2:48.190		6	Out		1:21.143	122.9	29.557	109.8	4:51.160	P
2	49.016		1:19.887	122.7	28.940	111.5	2:37.843		7	50.071		1:29.272	106.5	33.534	97.7	2:52.877	
3	48.975		1:19.953	122.0	29.360	110.0	2:38.288		8	55.640		1:26.941	111.7	31.506	102.6	2:54.087	
4	49.150		1:20.379	108.2	28.991	112.6	2:38.520		9	51.114		1:22.929	114.1	29.078	109.2	2:43.121	
5	51.320						2:16.012		10	48.428		1:19.081	127.1	29.220	109.2	2:36.729	

75 Voyazides-Hadfield (GT4)							AC Cobra 289										
Lap	Sect-1	Speed	Sect-2	Speed	Sect-3	Speed	Laptime	Pit	Lap	Sect-1	Speed	Sect-2	Speed	Sect-3	Speed	Laptime	Pit
1	51.743		1:18.490	116.9	29.714	109.2	2:39.947		7	Out		1:23.886	111.5	32.416	100.6	3:41.478	P
2	46.111		1:17.225	115.3	28.400	117.6	2:31.736		8	51.034		1:25.669	108.9	32.378	99.2	2:49.081	
3	45.768		1:15.977	122.2	28.547	118.1	2:30.292		9	52.551		1:21.824	113.4	30.290	106.9	2:44.665	
4	45.399		1:16.144	115.1	28.424	117.4	2:29.967		10	48.492		1:17.894	122.7	29.237	114.6	2:35.623	
5	46.029		1:16.369	116.5	28.245	117.9	2:30.643		11	46.898		1:15.508	129.6	28.611	109.1	2:31.017	
6	46.169		1:17.355	111.7	In		2:46.190	P	12								



Session Start: 10:32:20 - Finish: 11:02:23
Weather/Track Conditions: Drizzle/Damp
Circuit: Silverstone Historic Grand Prix
Track Length: 5.857 Km - 3.6394 miles

Silverstone International Trophy - 20 - 21 May 2017

GT & Sports Car Cup supported by Denis Welch Motorsport & John Clark Motor Group Qualifying for Race 9 - Sector Analysis

76 Bremner-Bremner-Reid (GT4)							AC Cobra 289										
lap	Sect-1	Speed	Sect-2	Speed	Sect-3	Speed	Laptime	Pit	lap	Sect-1	Speed	Sect-2	Speed	Sect-3	Speed	Laptime	Pit
1	52.579		1:21.621	105.8	28.624	120.7	2:42.824		6	44.940		1:15.828	119.4	In		2:35.923	P
2	46.057		1:15.179	111.5	28.641	120.0	2:29.877		7	Out		1:33.283	81.9	34.912	94.8	4:29.051	P
3	44.942						1:58.340		8	58.522		1:30.736	85.7	32.725	107.3	3:01.983	
4	Out		1:16.891	120.7	28.442	121.3	4:44.158	P	9	51.557		1:25.580	97.4	30.329	111.7	2:47.466	
5	46.177		1:17.119	121.8	27.682	118.7	2:30.978		10	47.110		1:20.372	107.7	28.818	120.2	2:36.300	

81 Clark-Keen (GT4)							Jaguar E-type										
lap	Sect-1	Speed	Sect-2	Speed	Sect-3	Speed	Laptime	Pit	lap	Sect-1	Speed	Sect-2	Speed	Sect-3	Speed	Laptime	Pit
1	49.908		1:17.602	121.6	28.107	117.0	2:35.617		5	Out		1:19.633	111.3	29.140	117.6	4:33.250	P
2	45.707		1:14.141	128.8	27.259	116.4	2:27.107		6	47.749		1:17.597	114.7	28.613	116.8	2:33.959	
3	45.151		1:12.956	126.1	27.210	118.3	2:25.317		7	46.764		1:33.635	86.9	In		3:06.010	P
4	46.117						2:00.011		8								


84 Gomm-Keith-Lucas (GT4)							Jaguar E-type 'Low Drag'										
lap	Sect-1	Speed	Sect-2	Speed	Sect-3	Speed	Laptime	Pit	lap	Sect-1	Speed	Sect-2	Speed	Sect-3	Speed	Laptime	Pit
1	54.853		1:24.031	101.7	29.406	112.0	2:48.290		5	49.326		1:17.263	112.4	28.871	107.6	2:35.460	
2	49.072		1:18.781	109.3	28.842	112.8	2:36.695		6	47.257		1:17.706	117.5	28.261	111.7	2:33.224	
3	47.028						1:59.088		7	50.146		1:38.729	87.4	In		3:11.743	P
4	Out		1:21.435	100.8	29.678	106.2	4:38.048	P	8								

85 Hunt-Hall (GT4)							Jaguar E-type										
lap	Sect-1	Speed	Sect-2	Speed	Sect-3	Speed	Laptime	Pit	lap	Sect-1	Speed	Sect-2	Speed	Sect-3	Speed	Laptime	Pit
1	51.823		1:20.730	111.3	28.990	113.4	2:41.543		7	Out		1:34.527	88.5	37.092	86.8	4:18.226	P
2	46.416		1:17.576	109.3	28.824	116.8	2:32.816		8	59.171		1:34.005	82.4	36.238	87.9	3:09.414	
3	46.336		1:17.130	105.0	28.641	116.4	2:32.107		9	58.572		1:28.227	96.1	32.597	99.9	2:59.396	
4	46.229		1:17.434	117.9	28.531	114.8	2:32.194		10	52.485		1:22.483	104.9	30.376	98.9	2:45.344	
5	46.595		1:15.672	116.9	28.292	115.8	2:30.559		11	49.508		1:19.489	115.9	29.726	105.4	2:38.723	
6	47.714		1:22.648	101.2	In		2:52.481	P	12								

88 Wakeman-Blakeney-Edwards (GT4)							Lister Jaguar Coupe										
lap	Sect-1	Speed	Sect-2	Speed	Sect-3	Speed	Laptime	Pit	lap	Sect-1	Speed	Sect-2	Speed	Sect-3	Speed	Laptime	Pit
1	52.018		1:20.822	108.4	28.834	116.6	2:41.674		6	45.561		1:19.371	107.0	In		2:46.255	P
2	46.370		1:17.861	112.0	28.692	117.2	2:32.923		7	Out		1:29.225	102.8	33.946	93.3	6:17.447	P
3	46.005		1:19.743	104.5	29.470	116.4	2:35.218		8	54.667		1:22.157	112.4	29.727	112.8	2:46.551	
4	47.018		1:18.504	117.9	28.432	117.9	2:33.954		9	50.834		1:16.064	121.1	28.119	115.2	2:35.017	
5	46.550		1:16.124	119.0	28.499	117.2	2:31.173		10	46.412		1:15.253	126.4	27.958	114.6	2:29.623	

94 Midgley-Rawe (GT4)							Lotus Elan 26R Shapecraft										
lap	Sect-1	Speed	Sect-2	Speed	Sect-3	Speed	Laptime	Pit	lap	Sect-1	Speed	Sect-2	Speed	Sect-3	Speed	Laptime	Pit
1	56.583		1:38.880	90.9	32.044	96.0	3:07.507		6	Out		1:41.474	90.6	38.819	69.2	4:45.031	P
2	52.763		1:27.001	93.3	32.238	98.6	2:52.002		7	1:03.325		1:41.197	92.3	38.046	92.4	3:22.568	
3	52.682		1:25.327	106.4	30.572	99.6	2:48.581		8	59.322		1:32.058	102.1	33.251	94.6	3:04.631	
4	52.294		1:25.971	100.0	31.815	99.5	2:50.080		9	55.097		1:29.038	106.9	32.584	94.8	2:56.719	
5	53.139		1:26.413	104.9	In		3:02.064	P	10	54.705		1:25.025	109.3	31.522	99.6	2:51.252	

96 Nyblaeus-Welch (GT3)							Austin Healey 3000										
lap	Sect-1	Speed	Sect-2	Speed	Sect-3	Speed	Laptime	Pit	lap	Sect-1	Speed	Sect-2	Speed	Sect-3	Speed	Laptime	Pit
1	49.259		1:17.014	116.1	28.747	109.8	2:35.020		7	48.521		1:32.234	96.3	36.772	83.0	2:57.527	
2	46.749		1:15.873	116.7	28.434	110.3	2:31.056		8	57.428		1:30.392	99.4	33.859	99.3	3:01.679	
3	47.010		1:16.204	120.1	28.600	110.2	2:31.814		9	55.573		1:24.922	111.7	31.253	102.8	2:51.748	
4	47.077						2:00.150		10	50.767		1:22.274	110.4	30.787	105.7	2:43.828	
5	Out		1:23.649	113.0	30.039	108.5	5:04.819	P	11	49.000		1:20.269	114.3	In		2:52.630	P
6	51.021		1:22.153	110.6	30.555	106.8	2:43.729		12								



Session Start: 10:32:20 - Finish: 11:02:23
Weather/Track Conditions: Drizzle/Damp
Circuit: Silverstone Historic Grand Prix
Track Length: 5.857 Km - 3.6394 miles


Silverstone International Trophy - 20 - 21 May 2017

GT & Sports Car Cup supported by Denis Welch Motorsport & John Clark Motor Group Qualifying for Race 9 - Sector Analysis

97 Nick Sleep (GT4)							Shelby Mustang GT350										
Lap	Sect-1	Speed	Sect-2	Speed	Sect-3	Speed	Laptime	Pit	Lap	Sect-1	Speed	Sect-2	Speed	Sect-3	Speed	Laptime	Pit
1	50.905		1:21.746	115.5	30.688	108.3	2:43.339		5	49.928		1:20.889	114.7	30.350	113.6	2:41.167	
2	48.528		1:19.218	114.5	29.494	110.2	2:37.240		6	47.555		1:18.769	113.4	29.638	108.9	2:35.962	
3	47.704		1:18.747	104.9	29.352	108.7	2:35.803		7	48.747		1:21.961	102.0	In		2:50.303	P
4	47.651		1:20.128	110.2	29.993	109.1	2:37.772		8								

99 Merry-Clayson (GT4)							Sunbeam Tiger										
Lap	Sect-1	Speed	Sect-2	Speed	Sect-3	Speed	Laptime	Pit	Lap	Sect-1	Speed	Sect-2	Speed	Sect-3	Speed	Laptime	Pit
1	55.917		1:28.254	95.6	32.303	102.9	2:56.474		6	53.413		1:29.340	102.3	In		3:02.397	P
2	53.000		1:26.700	106.2	32.177	103.9	2:51.877		7	Out		1:37.756	81.6	37.446	86.2	4:21.548	P
3	51.911		1:27.748	100.0	33.524	100.3	2:53.183		8	1:00.451		1:36.524	90.4	35.196	95.7	3:12.171	
4	55.198		1:28.702	101.7	32.575	102.1	2:56.475		9	54.171		1:25.958	104.5	30.872	106.1	2:51.001	
5	52.102		1:29.001	100.9	32.225	103.6	2:53.328		10	51.465		1:21.871	111.1	30.375	104.4	2:43.711	

134 Karl Wetherell (GT3)							Triumph TR4										
Lap	Sect-1	Speed	Sect-2	Speed	Sect-3	Speed	Laptime	Pit	Lap	Sect-1	Speed	Sect-2	Speed	Sect-3	Speed	Laptime	Pit
1	57.453		1:33.529	93.9	33.051	84.7	3:04.033		3	1:00.933		1:38.034	74.1	36.744	73.6	3:15.711	
2	57.233		1:35.895	79.4	35.303	74.9	3:08.431		4	1:00.967		1:39.579	74.2			2:44.388	




Silverstone International Trophy - 20 - 21 May 2017

GT & Sports Car Cup supported by Denis Welch Motorsport & John Clark Motor Group

Qualifying for Race 9 - Best Sector Times

	SECTOR 1			SECTOR 2			SECTOR 3			IDEAL / BEST LAP COMPARISON					
	NO	TIME	LAP	NO	TIME	LAP	NO	TIME	LAP	NO	NAME	BEST	IN	IDEAL	DIFF
1	76	44.940	6	81	1:12.956	3	81	27.210	3	81	Clark-Keen	2:25.317	3	2:25.317	+0.000
2	81	45.151	3	76	1:15.179	2	76	27.682	5	88	Wakeman-Blakeney	2:29.623	10	2:28.772	+0.851
3	75	45.399	4	88	1:15.253	10	88	27.958	10	76	Bremner-Bremner-F	2:29.877	2	2:27.801	+2.076
4	88	45.561	6	75	1:15.508	11	75	28.245	5	75	Voyazides-Hadfield	2:29.967	4	2:29.152	+0.815
5	85	46.229	4	85	1:15.672	5	84	28.261	6	85	Hunt-Hall	2:30.559	5	2:30.193	+0.366
6	96	46.749	2	96	1:15.873	2	85	28.292	5	96	Nyblaeus-Welch	2:31.056	2	2:31.056	+0.000
7	84	47.028	3	84	1:17.263	5	96	28.434	2	67	Watson-Kirkaldy	2:32.539	3		+
8	97	47.555	6	61	1:17.518	5	61	28.870	10	84	Gomm-Keith-Lucas	2:33.224	6	2:32.552	+0.672
9	61	47.599	11	4	1:17.798	3	74	28.931	1	33	Bell-Thomas	2:34.145	4		+
10	58	47.890	4	56	1:18.478	3	4	29.252	2	61	Orebi Gann-Lockie	2:34.246	11	2:33.987	+0.259
11	56	48.057	4	97	1:18.747	3	97	29.352	3	97	Nick Sleep	2:35.803	3	2:35.654	+0.149
12	74	48.428	10	74	1:19.081	10	56	29.377	3	56	Smithies-Chatham	2:35.950	3	2:35.912	+0.038
13	4	48.851	3	60	1:19.562	5	55	29.669	10	4	Lampbough-Lovett-Fi	2:36.112	3	2:35.901	+0.211
14	55	49.199	10	58	1:19.933	3	58	29.685	1	74	Wilson-Williams	2:36.729	10	2:36.440	+0.289
15	71	50.117	4	55	1:20.008	10	60	29.711	5	1	Corfield-Welch	2:37.218	5		+
16	60	50.378	4	71	1:21.232	3	48	29.884	4	58	Pangborn-Woods	2:37.906	3	2:37.508	+0.398
17	48	50.449	3	48	1:21.535	5	47	29.959	10	7	Squire-Squire	2:38.228	9		+
18	47	50.483	5	99	1:21.871	10	32	30.128	5	55	Hunt-Grant-Peterkin	2:38.876	10	2:38.876	+0.000
19	41	50.625	3	42	1:21.874	9	42	30.177	10	60	Richardson-Bentley	2:39.679	5	2:39.651	+0.028
20	10	50.897	3	32	1:21.885	5	71	30.234	3	71	Ross-Jones-Ross-J	2:41.807	3	2:41.583	+0.224
21	53	51.161	3	41	1:22.236	2	99	30.375	10	48	Joe Ward	2:42.636	5	2:41.868	+0.768
22	42	51.187	10	47	1:22.699	10	94	30.572	3	99	Merry-Clayson	2:43.711	10	2:43.711	+0.000
23	32	51.188	6	53	1:22.758	6	41	30.709	1	42	Tognola-Monk	2:43.875	9	2:43.238	+0.637
24	35	51.372	3	10	1:23.067	3	10	30.743	2	41	Jones-Barrie	2:44.321	3	2:43.570	+0.751
25	99	51.465	10	35	1:23.285	3	11	30.816	3	47	Paul-Bourne	2:44.560	4	2:43.141	+1.419
26	11	51.562	3	34	1:23.893	9	34	30.853	9	10	Andrew McAlpine	2:45.410	3	2:44.707	+0.703
27	94	52.294	4	49	1:24.573	3	53	30.871	1	35	Morley-Morley-Morle	2:45.536	3	2:45.536	+0.000
28	68	52.432	4	94	1:25.025	10	35	30.879	3	53	Harris-Wilmoth	2:46.349	10	2:44.790	+1.559
29	34	52.578	6	11	1:25.161	3	49	31.066	1	32	Jacobsen-Jacobsen	2:47.148	6	2:43.201	+3.947
30	23	53.228	4	28	1:25.427	4	23	31.728	10	11	Haythornthwaite-Kei	2:47.539	3	2:47.539	+0.000
31	49	53.285	3	68	1:25.713	5	28	31.854	4	94	Midgley-Raw e	2:48.581	3	2:47.891	+0.690
32	28	53.969	4	23	1:26.789	10	68	31.915	5	34	Lambert-Lambert	2:48.784	9	2:47.324	+1.460
33	40	54.229	4	40	1:28.242	5	16	32.573	2	49	Elstrop-Elstrop	2:49.007	3	2:48.924	+0.083
34	16	55.149	2	16	1:30.914	1	40	32.726	9	68	Gordon-Finburgh	2:51.006	5	2:50.060	+0.946
35	134	57.233	2	134	1:33.529	1	134	33.051	1	28	Binfield-Binfield	2:51.250	4	2:51.250	+0.000
36	1			1			45	33.988	2	23	Bason-Bason	2:52.549	10	2:51.745	+0.804
37	7			7			1			37	Phillips-Phillips-Phill	2:54.821	5		+
38	15			15			7			40	Galliers-Pratt-Cusso	2:57.880	9	2:55.197	+2.683
39	33			33			15			16	Julian Balme	3:00.820	2	2:58.636	+2.184
40	37			37			33			134	Karl Wetherell	3:04.033	1	3:03.813	+0.220
41	45			45			37			45	do Valle-Sottomayor	3:07.722	2		+
42	54			54			54								
43	67			67			67								



Session Start: 10:32:20 - Finish: 11:02:23

Weather/Track Conditions: Drizzle/Damp

Circuit: Silverstone Historic Grand Prix


Track Length: 5.857 Km - 3.6394 miles



Silverstone International Trophy - 20 - 21 May 2017

GT & Sports Car Cup supported by Denis Welch Motorsport & John Clark Motor Qualifying for Race 9 - Best Sector Speeds

	NO	SECTOR 1	MPH		NO	SECTOR 2	MPH		NO	SECTOR 3	MPH
1		NO SPEED TRAP		75	Voyazides-Hadfield		129.6	76	Bremner-Bremner-Reid		121.3
2				81	Clark-Keen		128.8	81	Clark-Keen		118.3
3				74	Wilson-Williams		127.1	75	Voyazides-Hadfield		118.1
4				88	Wakeman-Blakeney-Edward		126.4	88	Wakeman-Blakeney-Edward		117.9
5				76	Bremner-Bremner-Reid		121.8	85	Hunt-Hall		116.8
6				96	Nyblaeus-Welch		120.1	97	Nick Sleep		113.6
7				61	Orebi Gann-Lockie		118.1	84	Gomm-Keith-Lucas		112.8
8				85	Hunt-Hall		117.9	74	Wilson-Williams		112.6
9				84	Gomm-Keith-Lucas		117.5	96	Nyblaeus-Welch		110.3
10				55	Hunt-Grant-Peterkin		116.3	56	Smithies-Chatham		109.4
11				97	Nick Sleep		115.5	55	Hunt-Grant-Peterkin		109.1
12				56	Smithies-Chatham		114.9	58	Pangborn-Woods		109.1
13				41	Jones-Barrie		112.6	42	Tognola-Monk		107.3
14				58	Pangborn-Woods		111.8	61	Orebi Gann-Lockie		107.3
15				47	Paul-Bourne		111.7	53	Harris-Wilmoth		106.4
16				42	Tognola-Monk		111.3	99	Merry-Clayson		106.1
17				99	Merry-Clayson		111.1	10	Andrew McAlpine		103.9
18				48	Joe Ward		110.4	47	Paul-Bourne		103.9
19				53	Harris-Wilmoth		110.2	48	Joe Ward		103.9
20				71	Ross-Jones-Ross-Jones		110.2	11	Haythornthwaite-Keith-Luca		103.6
21				60	Richardson-Bentley		109.5	71	Ross-Jones-Ross-Jones		101.5
22				94	Midgley-Rowe		109.3	41	Jones-Barrie		100.9
23				4	Lambough-Lovett-Fowler		108.6	94	Midgley-Rowe		99.6
24				11	Haythornthwaite-Keith-Luca		107.5	60	Richardson-Bentley		99.5
25				10	Andrew McAlpine		107.2	4	Lambough-Lovett-Fowler		99.3
26				68	Gordon-Finburgh		107.0	32	Jacobsen-Jacobsen		98.5
27				32	Jacobsen-Jacobsen		106.4	68	Gordon-Finburgh		97.0
28				49	Elstrop-Elstrop		106.2	49	Elstrop-Elstrop		96.6
29				35	Morley-Morley-Morley		104.7	23	Bason-Bason		96.0
30				23	Bason-Bason		103.7	35	Morley-Morley-Morley		95.6
31				34	Lambert-Lambert		103.4	28	Binfield-Binfield		94.1
32				28	Binfield-Binfield		102.1	34	Lambert-Lambert		94.1
33				40	Galliers-Pratt-Cussons		100.6	16	Julian Balme		94.0
34				45	do Valle-Sottomayor		94.0	40	Galliers-Pratt-Cussons		93.6
35				134	Karl Wetherell		93.9	45	do Valle-Sottomayor		87.9
36				16	Julian Balme		87.6	134	Karl Wetherell		86.0
37				1	Corfield-Welch		0.0	7	Squire-Squire		81.1
38				7	Squire-Squire		0.0	1	Corfield-Welch		0.0
39				15	Malone-Hall		0.0	15	Malone-Hall		0.0
40				33	Bell-Thomas		0.0	33	Bell-Thomas		0.0




Session Start: 10:32:20 - Finish: 11:02:23
Weather/Track Conditions: Drizzle/Damp
Circuit: Silverstone Historic Grand Prix
Track Length: 5.857 Km - 3.6394 miles

Silverstone International Trophy - 20 - 21 May 2017

GT & Sports Car Cup supported by Denis Welch Motorsport & John Clark Motor Qualifying for Race 9 - Best Sector Speeds

41		37	Phillips-Phillips-Phillips	0.0	37	Phillips-Phillips-Phillips	0.0
42		54	Bianchi-Bianchi	0.0	54	Bianchi-Bianchi	0.0
43		67	Watson-Kirkaldy	0.0	67	Watson-Kirkaldy	0.0



Session Start: 10:32:20 - Finish: 11:02:23
Weather/Track Conditions: Drizzle/Damp
Circuit: Silverstone Historic Grand Prix
Track Length: 5.857 Km - 3.6394 miles

Silverstone International Trophy - 20 - 21 May 2017

GT & Sports Car Cup supported by Denis Welch Motorsport & John Clark Motor Group
Race 9 - Starting Grid

Sheet No:

Start Time : 11:10 - Heat Duration : 1 Hour 30 Minutes

21			41 45 do Valle-Sottomayor
20	40 134 Karl Wetherell		39 16 Julian Balme
19	38 40 Galliers-Pratt-Cussons		37 37 Phillips-Phillips-Phillips
18	36 23 Bason-Bason		35 28 Binfield-Binfield
17	34 68 Gordon-Finburgh		33 49 Elstrop-Elstrop
16	32 34 Lambert-Lambert		31 94 Midgley-Rawe
15	30 11 Haythornthwaite-Keith-Lucas		29 32 Jacobsen-Jacobsen
14	28 53 Harris-Wilmoth		27 35 Morley-Morley-Morley
13	26 10 Andrew McAipine		25 47 Paul-Bourne
12	24 41 Jones-Barrie		23 42 Tognola-Monk
11	22 99 Merry-Clayson		21 48 Joe Ward
10	20 71 Ross-Jones-Ross-Jones		19 60 Richardson-Bentley
9	18 55 Hunt-Grant-Peterkin		17 7 Squire-Squire
8	16 58 Pangborn-Woods		15 1 Corfield-Welch
7	14 74 Wilson-Williams		13 4 Lamplough-Lovett-Fowler
6	12 56 Smithies-Chat ham		11 97 Nick Sleep
5	10 61 Orebi Gann-Lockie		9 33 Bell-Thomas

Circuit: Silverstone Historic Grand Prix

Track Length: 5.857 Km - 3.6394 miles

These results are provisional until the conclusion of any judicial and technical matters.

Clerk of the Course:

Julian Floyd

Timekeeper:

Nick Palmer

Issued at:




Silverstone International Trophy - 20 - 21 May 2017

GT & Sports Car Cup supported by Denis Welch Motorsport & John Clark Motor Group
Race 9 - Starting Grid

Sheet No:

Start Time : 11:10 - Heat Duration : 1 Hour 30 Minutes

4	8	84	Gomm-Keith-Lucas	7	67	Wat son-Kirkaldy
3	6	96	Nyblaeus-Welch	5	85	Hunt -Hall
2	4	75	Voyazides-Hadfield	3	76	Bremner-Bremner-Reid
1	2	88	Wakeman-Blakeney-Edwards	1	81	Clark-Keen
ROW	Pole Left					



These results are provisional until the conclusion of any judicial and technical matters.

Circuit: Silverstone Historic Grand Prix
Track Length: 5.857 Km - 3.6394 miles

Clerk of the Course:

Timekeeper:

Issued at:

Julian Floyd

Nick Palmer



Silverstone International Trophy - 20 - 21 May 2017

HSCC Derek Bell Trophy Qualifying for Race 4 - Classification

Sheet No:

POS	NO	DRIVER/S	CLASS		CAR MAKE / MODEL	TIME	ON	LAPS	GAP	DIFF	MPH
			CLASS	POS							
1	77	Richard Evans	C	1	March 742	1:56.739	7	10			112.23
2	56	Max Smith Hilliard	I	1	Fittipaldi F5A	1:57.163	9	9	0.424	0.424	111.82
3	65	Jamie Brashaw	F	1	March 73A	1:58.486	7	10	1.747	1.323	110.58
4	44	Philip Hall	C	2	March 752	2:00.162	4	5	3.423	1.676	109.03
5	22	Mark Dwyer	F	2	Lola T332	2:01.509	7	8	4.770	1.347	107.83
6	40	Steven Chaplin	F	3	Lola T332	2:02.991	9	10	6.252	1.482	106.53
7	7	Neil Glover	F	4	Chevron B37	2:03.477	2	3	6.738	0.486	106.11
8	1	Martyn Donn	B	1	Lola T760	2:05.051	9	9	8.312	1.574	104.77
9	30	Paul Campfield	F	5	Chevron B24	2:05.676	5	8	8.937	0.625	104.25
10	17	Mike Bletsoe-Brown	C	3	Chevron B27	2:05.723	9	10	8.984	0.047	104.21
11	4	James Hadfield	B	2	Modus M1	2:06.854	8	9	10.115	1.131	103.28
12	71	Simon Taylor	F	6	Chevron B28	2:09.650	6	9	12.911	2.796	101.05
13	74	Frank Lyons	F	7	Gurney Eagle FA74	2:11.929	4	5	15.190	2.279	99.31
14	21	David Shaw	I	2	March 721	2:12.004	3	3	15.265	0.075	99.25
15	41	David Mercer	B	3	March 73B	2:13.248	6	8	16.509	1.244	98.33
16	5	Chris Atkinson	E	1	Surtees TS8						

Session Start: 11:09:44 - Finish: 11:29:21
Weather/Track Conditions: Bright / Drying
Circuit: Silverstone Historic Grand Prix
Track Length: 5.857 Km - 3.6394 miles

These results are provisional until the conclusion of any judicial and technical matters.

Clerk of the Course: <div style="text-align: right;">Julian Floyd</div>	Timekeeper: <div style="text-align: right;">Nick Palmer</div>	Issued at:
--	--	------------

Silverstone International Trophy - 20 - 21 May 2017

HSCC Derek Bell Trophy

Qualifying for Race 4 - Sector Analysis

1 Martyn Donn (B)							Lola T760										
Lap	Sect-1	Speed	Sect-2	Speed	Sect-3	Speed	Laptime	Pit	Lap	Sect-1	Speed	Sect-2	Speed	Sect-3	Speed	Laptime	Pit
1	Out		1:08.398	127.6	24.638	121.1	2:18.481		6	40.041		1:04.785	129.6	In		2:14.217	P
2	40.519		1:05.726	128.6	26.658	122.7	2:12.903		7	Out		1:03.667	128.6	23.915	121.1	3:40.265	P
3	39.691		1:03.594	129.3	24.845	122.0	2:08.130		8	39.162		1:02.449	128.8	23.536	121.6	2:05.147	
4	39.732		1:03.391	130.6	23.961	122.9	2:07.084		9	39.220		1:02.352	128.6	23.479	121.8	2:05.051	
5	41.260		1:05.770	127.8	24.136	121.6	2:11.166		10								

4 James Hadfield (B)							Modus M1										
Lap	Sect-1	Speed	Sect-2	Speed	Sect-3	Speed	Laptime	Pit	Lap	Sect-1	Speed	Sect-2	Speed	Sect-3	Speed	Laptime	Pit
1	Out		1:10.137	121.1	25.635	122.0	2:22.804		6	40.204		1:03.353	130.8	24.753	121.8	2:08.310	
2	40.880		1:05.734	128.6	24.689	122.2	2:11.303		7	39.872		1:03.101	130.8	24.165	122.0	2:07.138	
3	40.167		1:04.328	130.8	In		2:15.437	P	8	39.395		1:03.276	131.3	24.183	122.0	2:06.854	
4	Out		1:04.164	130.1	24.307	122.5	2:25.322	P	9	39.182		1:03.605	131.1	24.328	122.9	2:07.115	
5	43.877		1:03.631	130.8	24.401	122.7	2:11.909		10								

5 Chris Atkinson (E)							Surtees TS8										
Lap	Sect-1	Speed	Sect-2	Speed	Sect-3	Speed	Laptime	Pit	Lap	Sect-1	Speed	Sect-2	Speed	Sect-3	Speed	Laptime	Pit

7 Neil Glover (F)							Chevron B37										
Lap	Sect-1	Speed	Sect-2	Speed	Sect-3	Speed	Laptime	Pit	Lap	Sect-1	Speed	Sect-2	Speed	Sect-3	Speed	Laptime	Pit
1	Out		1:10.934	132.4	24.099	144.2	2:21.459		3	37.834		1:02.252	151.1	23.644	137.3	2:03.730	
2	38.086		1:02.727	152.2	22.664	144.9	2:03.477		4								


17 Mike Bletsoe-Brown (C)							Chevron B27										
Lap	Sect-1	Speed	Sect-2	Speed	Sect-3	Speed	Laptime	Pit	Lap	Sect-1	Speed	Sect-2	Speed	Sect-3	Speed	Laptime	Pit
1	Out		1:09.747	139.2	24.960	127.0	2:16.667		6	39.158		1:03.998	142.2	23.760	132.9	2:06.916	
2	39.703		1:04.849	141.6	24.211	134.2	2:08.763		7	39.200		1:03.459	141.9	24.451	128.7	2:07.110	
3	39.457		1:05.012	141.0	23.950	134.2	2:08.419		8	39.827		1:02.695	142.8	23.719	133.9	2:06.241	
4	39.505		1:04.052	141.0	23.610	134.5	2:07.167		9	39.337		1:03.086	142.5	23.300	134.2	2:05.723	
5	39.473		1:03.309	142.5	23.653	133.7	2:06.435		10	39.259		1:03.464	141.3	23.417	134.2	2:06.140	

21 David Shaw (I)							March 721										
Lap	Sect-1	Speed	Sect-2	Speed	Sect-3	Speed	Laptime	Pit	Lap	Sect-1	Speed	Sect-2	Speed	Sect-3	Speed	Laptime	Pit
1	Out		1:12.429	123.4	27.825	66.1	2:25.614		3	41.639		1:05.542	124.7	24.823	117.4	2:12.004	
2	15:08.111		1:08.824	124.5	25.330	116.0	16:42.265		4								

22 Mark Dwyer (F)							Lola T332										
Lap	Sect-1	Speed	Sect-2	Speed	Sect-3	Speed	Laptime	Pit	Lap	Sect-1	Speed	Sect-2	Speed	Sect-3	Speed	Laptime	Pit
1	Out		1:13.772	131.6	25.702	139.0	2:29.039		5	38.447		1:00.482	154.3	23.357	142.7	2:02.286	
2	40.006		1:02.688	152.5	23.127	143.0	2:05.821		6	36.858		1:01.328	151.1	23.715	143.0	2:01.901	
3	38.417		1:00.889	154.3	22.978	143.0	2:02.284		7	37.221		1:00.660	155.7	23.628	139.9	2:01.509	
4	38.196		1:01.580	150.8	23.282	142.7	2:03.058		8	41.675		1:15.130	105.2	In		2:36.134	P

30 Paul Campfield (F)							Chevron B24										
Lap	Sect-1	Speed	Sect-2	Speed	Sect-3	Speed	Laptime	Pit	Lap	Sect-1	Speed	Sect-2	Speed	Sect-3	Speed	Laptime	Pit
1	Out		1:11.662	128.8	25.969	127.5	2:23.854		5	38.479		1:03.353	155.3	23.844	136.4	2:05.676	
2	40.500		1:05.701	145.3	24.113	136.7	2:10.314		6	38.732		1:03.700	151.8	23.905	135.3	2:06.337	
3	38.060		1:03.908	144.6	24.426	139.0	2:06.394		7	38.834		1:05.075	139.8	24.419	131.8	2:08.328	
4	38.644		1:04.704	137.0	24.196	137.6	2:07.544		8	46.075		1:21.338	88.4	In		2:54.419	P

40 Steven Chaplin (F)							Lola T332										
Lap	Sect-1	Speed	Sect-2	Speed	Sect-3	Speed	Laptime	Pit	Lap	Sect-1	Speed	Sect-2	Speed	Sect-3	Speed	Laptime	Pit
1	Out		1:09.676	143.7	24.646	137.9	2:18.579		6	38.829		1:02.808	153.2	23.381	143.3	2:05.018	
2	38.856		1:04.570	149.5	23.841	142.0	2:07.267		7	37.759		1:02.616	154.3	23.492	141.4	2:03.867	
3	38.678		1:04.684	151.8	23.827	141.1	2:07.189		8	38.134		1:02.373	152.5	23.605	143.0	2:04.112	
4	38.736		1:03.169	151.1	23.627	141.1	2:05.532		9	37.922		1:01.727	153.2	23.342	144.2	2:02.991	
5	38.765		1:05.675	146.8	23.663	143.3	2:08.103		10	39.904		1:02.601	153.6	23.780	141.7	2:06.285	



Session Start: 11:09:44 - Finish: 11:29:21
Weather/Track Conditions: Bright / Drying
Circuit: Silverstone Historic Grand Prix
Track Length: 5.857 Km - 3.6394 miles

Silverstone International Trophy - 20 - 21 May 2017

HSCC Derek Bell Trophy

Qualifying for Race 4 - Sector Analysis

41 David Mercer (B)							March 73B										
Lap	Sect-1	Speed	Sect-2	Speed	Sect-3	Speed	Laptime	Pit	Lap	Sect-1	Speed	Sect-2	Speed	Sect-3	Speed	Laptime	Pit
1	Out		1:13.855	126.6	25.715	122.7	2:27.118		5	42.240		1:07.760	130.3	24.690	125.0	2:14.690	
2	42.946		1:09.311	130.8	24.875	124.3	2:17.132		6	41.705		1:06.948	131.8	24.595	125.3	2:13.248	
3	42.382		1:08.927	130.6	24.564	124.8	2:15.873		7	42.875		1:09.838	129.3	27.466	112.4	2:20.179	
4	42.397		1:08.226	131.1	24.602	125.0	2:15.225		8	42.537		1:12.585	120.5	In		2:31.934	P

44 Philip Hall (C)							March 752										
Lap	Sect-1	Speed	Sect-2	Speed	Sect-3	Speed	Laptime	Pit	Lap	Sect-1	Speed	Sect-2	Speed	Sect-3	Speed	Laptime	Pit
1	Out		1:09.672	138.9	24.869	128.7	2:15.762		4	37.401		1:00.101	143.1	22.660	133.9	2:00.162	
2	40.346		1:03.018	139.2	23.482	133.1	2:06.846		5	42.474		1:11.446	134.5	In		2:26.918	P
3	38.782		1:02.674	141.0	22.717	133.9	2:04.173		6								


56 Max Smith Hilliard (I)							Fittipaldi F5A										
Lap	Sect-1	Speed	Sect-2	Speed	Sect-3	Speed	Laptime	Pit	Lap	Sect-1	Speed	Sect-2	Speed	Sect-3	Speed	Laptime	Pit
1	Out		1:12.114	152.5	23.226	144.5	2:19.899		6	41.705		1:12.834	121.4	In		2:28.240	P
2	38.436		1:01.353	155.3	22.652	145.5	2:02.441		7	Out		1:02.577	155.3	22.616	146.1	3:46.947	P
3	37.033		1:00.336	156.1	22.392	145.5	1:59.761		8	36.776		58.938	157.2	22.182	147.5	1:57.896	
4	36.814		59.715	156.4	22.214	147.1	1:58.743		9	36.051		58.969	156.1	22.143	147.8	1:57.163	
5	41.728		1:04.958	141.9	23.803	145.5	2:10.489		10								

65 Jamie Brashaw (F)							March 73A										
Lap	Sect-1	Speed	Sect-2	Speed	Sect-3	Speed	Laptime	Pit	Lap	Sect-1	Speed	Sect-2	Speed	Sect-3	Speed	Laptime	Pit
1	Out		1:08.144	146.2	23.327	142.7	2:14.891		6	36.642		59.809	157.9	22.490	145.2	1:58.941	
2	38.221		1:02.710	156.4	22.944	143.9	2:03.875		7	36.388		59.599	158.3	22.499	144.5	1:58.486	
3	38.095		1:01.846	153.9	22.786	145.2	2:02.727		8	37.056		59.825	157.5	22.958	140.5	1:59.839	
4	37.146		1:00.411	156.1	22.206	146.5	1:59.763		9	36.238		59.878	156.4	22.965	144.5	1:59.081	
5	37.112		1:00.388	156.1	22.513	145.8	2:00.013		10	36.192		1:01.132	154.6	22.741	144.9	2:00.065	

71 Simon Taylor (F)							Chevron B28										
Lap	Sect-1	Speed	Sect-2	Speed	Sect-3	Speed	Laptime	Pit	Lap	Sect-1	Speed	Sect-2	Speed	Sect-3	Speed	Laptime	Pit
1	Out		1:16.227	106.7	28.092	124.3	2:31.742		6	39.471		1:06.010	144.6	24.169	141.4	2:09.650	
2	42.539		1:09.570	129.3	25.121	140.2	2:17.230		7	39.706		1:06.651	133.2	24.843	141.4	2:11.200	
3	40.491		1:06.635	131.3	25.290	139.9	2:12.416		8	39.155		1:05.662	143.4	24.893	139.3	2:09.710	
4	40.725		1:06.993	134.5	24.990	141.4	2:12.708		9	39.145		1:05.948	136.7	24.699	140.8	2:09.792	
5	40.580		1:06.303	143.7	24.777	139.9	2:11.660		10								

74 Frank Lyons (F)							Gurney Eagle FA74										
Lap	Sect-1	Speed	Sect-2	Speed	Sect-3	Speed	Laptime	Pit	Lap	Sect-1	Speed	Sect-2	Speed	Sect-3	Speed	Laptime	Pit
1	Out		1:15.441	119.8	In		2:40.461	P	4	40.454		1:07.924	131.3	23.551	135.9	2:11.929	
2	Out		1:11.375	130.6	23.980	131.5	3:14.085	P	5	39.496		1:03.879	142.2	In		2:19.724	P
3	39.216		1:09.176	125.9	23.809	133.1	2:12.201		6								

77 Richard Evans (C)							March 742										
Lap	Sect-1	Speed	Sect-2	Speed	Sect-3	Speed	Laptime	Pit	Lap	Sect-1	Speed	Sect-2	Speed	Sect-3	Speed	Laptime	Pit
1	Out		1:03.035	141.0	23.270	133.7	2:04.934		6	40.265		1:03.967	122.9	23.865	134.5	2:08.097	
2	36.845		59.183	144.9	22.689	134.8	1:58.717		7	36.298		58.101	144.9	22.340	134.8	1:56.739	
3	36.367		58.642	144.9	22.502	135.6	1:57.511		8	36.054		58.412	145.3	22.622	133.9	1:57.088	
4	36.192		58.404	145.3	22.586	134.2	1:57.182		9	42.049		1:08.288	125.4	24.054	135.0	2:14.391	
5	41.313		1:10.025	119.0	24.295	135.3	2:15.633		10	39.381		1:02.775	145.9	In		2:17.819	P




Session Start: 11:09:44 - Finish: 11:29:21
Weather/Track Conditions: Bright / Drying
Circuit: Silverstone Historic Grand Prix
Track Length: 5.857 Km - 3.6394 miles

Silverstone International Trophy - 20 - 21 May 2017

HSCC Derek Bell Trophy

Qualifying for Race 4 - Best Sector Times

	SECTOR 1			SECTOR 2			SECTOR 3			IDEAL / BEST LAP COMPARISON					
	NO	TIME	LAP	NO	TIME	LAP	NO	TIME	LAP	NO	NAME	BEST	IN	IDEAL	DIFF
1	56	36.051	9	77	58.101	7	56	22.143	9	77	Richard Evans	1:56.739	7	1:56.495	+0.244
2	77	36.054	8	56	58.938	8	65	22.206	4	56	Max Smith Hilliard	1:57.163	9	1:57.132	+0.031
3	65	36.192	10	65	59.599	7	77	22.340	7	65	Jamie Brashaw	1:58.486	7	1:57.997	+0.489
4	22	36.858	6	44	1:00.101	4	44	22.660	4	44	Philip Hall	2:00.162	4	2:00.162	+0.000
5	44	37.401	4	22	1:00.482	5	7	22.664	2	22	Mark Dwyer	2:01.509	7	2:00.318	+1.191
6	40	37.759	7	40	1:01.727	9	22	22.978	3	40	Steven Chaplin	2:02.991	9	2:02.828	+0.163
7	7	37.834	3	7	1:02.252	3	17	23.300	9	7	Neil Glover	2:03.477	2	2:02.750	+0.727
8	30	38.060	3	1	1:02.352	9	40	23.342	9	1	Martyn Donn	2:05.051	9	2:04.993	+0.058
9	71	39.145	9	17	1:02.695	8	1	23.479	9	30	Paul Campfield	2:05.676	5	2:05.257	+0.419
10	17	39.158	6	4	1:03.101	7	74	23.551	4	17	Mike Bletsoe-Brown	2:05.723	9	2:05.153	+0.570
11	1	39.162	8	30	1:03.353	5	30	23.844	5	4	James Hadfield	2:06.854	8	2:06.448	+0.406
12	4	39.182	9	74	1:03.879	5	4	24.165	7	71	Simon Taylor	2:09.650	6	2:08.976	+0.674
13	74	39.216	3	21	1:05.542	3	71	24.169	6	74	Frank Lyons	2:11.929	4	2:06.646	+5.283
14	21	41.639	3	71	1:05.662	8	41	24.564	3	21	David Shaw	2:12.004	3	2:12.004	+0.000
15	41	41.705	6	41	1:06.948	6	21	24.823	3	41	David Mercer	2:13.248	6	2:13.217	+0.031
16	5			5			5			5	Chris Atkinson				+



Session Start: 11:09:44 - Finish: 11:29:21
Weather/Track Conditions: Bright / Drying
Circuit: Silverstone Historic Grand Prix
Track Length: 5.857 Km - 3.6394 miles




Silverstone International Trophy - 20 - 21 May 2017

HSCC Derek Bell Trophy

Qualifying for Race 4 - Best Sector Speeds

	NO	SECTOR 1	MPH	NO	SECTOR 2	MPH	NO	SECTOR 3	MPH
1		NO SPEED TRAP		65	Jamie Brashaw	158.3	56	Max Smith Hilliard	147.8
2				56	Max Smith Hilliard	157.2	65	Jamie Brashaw	146.5
3				22	Mark Dwyer	155.7	7	Neil Glover	144.9
4				30	Paul Campfield	155.3	40	Steven Chaplin	144.2
5				40	Steven Chaplin	154.3	22	Mark Dwyer	143.0
6				7	Neil Glover	152.2	71	Simon Taylor	141.4
7				77	Richard Evans	145.9	30	Paul Campfield	139.0
8				71	Simon Taylor	144.6	74	Frank Lyons	135.9
9				44	Philip Hall	143.1	77	Richard Evans	135.6
10				17	Mike Bletsoe-Brown	142.8	17	Mike Bletsoe-Brown	134.5
11				74	Frank Lyons	142.2	44	Philip Hall	133.9
12				41	David Mercer	131.8	41	David Mercer	125.3
13				4	James Hadfield	131.3	1	Martyn Donn	122.9
14				1	Martyn Donn	130.6	4	James Hadfield	122.9
15				21	David Shaw	124.7	21	David Shaw	117.4
16				5	Chris Atkinson	116.9	5	Chris Atkinson	0.0



Session Start: 11:09:44 - Finish: 11:29:21
Weather/Track Conditions: Bright / Drying
Circuit: Silverstone Historic Grand Prix
Track Length: 5.857 Km - 3.6394 miles

Silverstone International Trophy - 20 - 21 May 2017

HSCC Derek Bell Trophy Race 4 - Starting Grid

Sheet No:

Start Time : 16:10 - Heat Duration : 20 Minutes

8			
7	14 27 David Shaw	13	74 Frank Lyons
6	12 77 Simon Taylor	11	4 James Hadfield
5	10 17 Mike Bletsoe-Brown	9	30 Paul Campfield
4	8 1 Martyn Donn	7	7 Neil Glover
3	6 40 Steven Chaplin	5	22 Mark Dwyer
2	4 44 Philip Hall	3	65 Jamie Brashaw
1	2 56 Max Smith Hilliard	1	77 Richard Evans
ROW	Pole Left		

Car 5 withdrawn.

*Circuit: Silverstone Historic Grand Prix
Track Length: 5.857 Km - 3.6394 miles*

These results are provisional until the conclusion of any judicial and technical matters.

Clerk of the Course:

Julian Floyd

Timekeeper:

Nick Palmer

Issued at:



Printed : 20-05-2017 - 11:46

Silverstone International Trophy - 20 - 21 May 2017

Pre 80 Endurance Challenge Series Qualifying for Race 14 - Classification

Sheet No:

POS	NO	DRIVER/S	CLASS	CLASS	CAR MAKE / MODEL	TIME	ON	LAPS	GAP	DIFF	MPH
				POS							
1	1	Voyazides-Hadfield	SP4	1	Lola T282	2:05.964	2	9			104.01
2	60	John Burton	SP3	1	Chevron B26	2:08.880	2	5	2.916	2.916	101.66
3	34	Schryver-Schryver	SP3	2	Chevron B26	2:10.762	2	9	4.798	1.882	100.20
4	44	Philip Hall	SP1	1	Lola T212	2:12.605	4	5	6.641	1.843	98.80
5	14	Spiers-Hetherington	SP3	3	Osella PA3	2:13.405	3	5	7.441	0.800	98.21
6	24	Vic Nutter	SP3	4	Osella PA3	2:14.153	2	8	8.189	0.748	97.66
7	88	Kevin Cooke	SP3	5	Royale RP17	2:16.222	2	4	10.258	2.069	96.18
8	21	Robert Parker	SP3	6	Osella PA5	2:17.134	3	3	11.170	0.912	95.54
9	9	Smith Hilliard-Padmore	SP1	2	Chevron B19	2:17.184	2	8	11.220	0.050	95.50
10	127	Balchin-Hoad	S20	1	March 84S	2:19.966	7	8	14.002	2.782	93.61
11	19	Watson-Kirkaldy	SP1	3	Chevron B19	2:20.148	7	8	14.184	0.182	93.49
12	72	Jonathan Loader	S20	2	Tiga SC80	2:20.868	3	7	14.904	0.720	93.01
13	150	Brooks-Brooks	INV	1	Lola T212	2:20.899	3	8	14.935	0.031	92.99
14	17	Clive Steeper	S20	3	Tiga SC80	2:21.132	4	8	15.168	0.233	92.83
15	12	Peter Hallford	GT1	1	Chevrolet Corvette	2:21.228	3	4	15.264	0.096	92.77
16	27	John Sheldon	SP1	4	Chevron B16	2:22.928	2	2	16.964	1.700	91.67
17	73	David Axisa	S20	4	Tiga SC79	2:24.141	3	7	18.177	1.213	90.90
18	59	Brooks-Beebee	SP1	5	Chevron B8	2:24.914	3	11	18.950	0.773	90.41
19	49	Norris-Lucas	S20	5	Tiga SC84	2:28.668	2	8	22.704	3.754	88.13
20	92	Lees-Wilson	S20	6	Lola T492	2:33.098	2	4	27.134	4.430	85.58
21	45	Alec Hammond	SP1	6	Chevron B8	2:33.303	3	7	27.339	0.205	85.46
22	4	Taylor-Wareing	SP2	1	McLaren M6B	2:34.031	6	7	28.067	0.728	85.06
23	23	Ross Hyett	GT1	2	Chevron B16	2:37.006	2	5	31.042	2.975	83.45
24	79	Andreas Floth	S20	7	Lola T492	2:39.712	2	6	33.748	2.706	82.03
25	26	George Douglas	SP1	7	Martin BM9	2:40.668	2	5	34.704	0.956	81.55
26	16	David Alborough	SP3	7	Osella PA2	2:41.133	3	5	35.169	0.465	81.31
27	52	Storer-Donn	S20	8	Chevron B52	2:51.102	4	7	45.138	9.969	76.57

Car 27 requires a working transponder - Regulation Q.12.2.1 refers.
A 30 second penalty will be applied if not working in the race.

Session Start: 11:35:00 - Finish: 12:05:16
Weather/Track Conditions: Showers/Damp
Circuit: Silverstone Historic Grand Prix
Track Length: 5.857 Km - 3.6394 miles

These results are provisional until the conclusion of any judicial and technical matters.

Clerk of the Course:

Julian Floyd

Timekeeper:

Nick Palmer

Issued at:

Silverstone International Trophy - 20 - 21 May 2017

Pre 80 Endurance Challenge Series

Qualifying for Race 14 - Sector Analysis

1 Voyazides-Hadfield (SP4)							Lola T282										
lap	Sect-1	Speed	Sect-2	Speed	Sect-3	Speed	Laptime	Pit	lap	Sect-1	Speed	Sect-2	Speed	Sect-3	Speed	Laptime	Pit
1	Out		1:10.178	135.3	24.237	144.2	2:22.786		6	Out		1:04.749	148.1	24.411	136.7	5:21.102	P
2	38.803		1:03.463	147.5	23.698	146.5	2:05.964		7	39.092		1:06.368	150.5	24.293	137.0	2:09.753	
3	40.075		1:04.905	132.1	23.841	143.9	2:08.821		8	39.253		1:11.651	144.3	24.986	132.6	2:15.890	
4	38.236		1:04.840	137.2	24.081	143.9	2:07.157		9	40.706		1:26.111	107.9	In		2:48.432	P
5	41.904		1:14.501	102.0	In		2:43.826	P	10								

4 Taylor-Wareing (SP2)							McLaren M6B										
lap	Sect-1	Speed	Sect-2	Speed	Sect-3	Speed	Laptime	Pit	lap	Sect-1	Speed	Sect-2	Speed	Sect-3	Speed	Laptime	Pit
1	Out		1:26.587	101.1	30.255	103.1	2:52.058		5	Out		1:24.758	93.9	28.597	117.4	5:19.506	P
2	51.277		1:23.229	107.2	29.342	107.1	2:43.848		6	47.401		1:18.384	105.2	28.246	121.6	2:34.031	
3	49.887		1:23.277	100.8	30.732	105.4	2:43.896		7	47.105		1:41.630	64.8	In		3:29.132	P
4	50.376		1:23.938	102.3	In		3:03.680	P	8								

9 Smith Hilliard-Padmore (SP1)							Chevron B19										
lap	Sect-1	Speed	Sect-2	Speed	Sect-3	Speed	Laptime	Pit	lap	Sect-1	Speed	Sect-2	Speed	Sect-3	Speed	Laptime	Pit
1	Out		1:21.094	114.7	25.898	129.5	2:32.791		5	47.323		1:17.512	132.6	26.612	121.8	2:31.447	
2	43.647		1:08.420	138.1	25.117	114.6	2:17.184		6	46.578		1:16.341	124.5	In		2:38.263	P
3	44.050		1:28.130	120.9	In		2:49.109	P	7	Out		1:20.840	107.5	In		3:56.491	P
4	Out		1:19.645	131.6	26.511	116.4	3:26.265	P	8	Out		1:12.889	121.1	28.349	113.2	7:23.095	P

12 Peter Hallford (GT1)							Chevrolet Corvette										
lap	Sect-1	Speed	Sect-2	Speed	Sect-3	Speed	Laptime	Pit	lap	Sect-1	Speed	Sect-2	Speed	Sect-3	Speed	Laptime	Pit
1	Out		1:36.237	109.1	28.081	128.4	2:52.611		3	42.282		1:11.290	119.2	27.656	124.8	2:21.228	
2	43.090		1:12.220	114.5	26.638	132.6	2:21.948		4	45.413		1:22.097	93.3	In		2:47.612	P


14 Spiers-Hetherington (SP3)							Osella PA3										
lap	Sect-1	Speed	Sect-2	Speed	Sect-3	Speed	Laptime	Pit	lap	Sect-1	Speed	Sect-2	Speed	Sect-3	Speed	Laptime	Pit
1	Out		1:14.939	123.6	27.268	117.9	2:32.441		4	41.070		1:30.134	94.8	In		2:51.782	P
2	43.322		1:09.584	133.4	24.291	126.5	2:17.197		5	Out		1:38.226	84.4	In		15:03.393	P
3	40.768		1:08.267	137.0	24.370	125.3	2:13.405		6								

16 David Alborough (SP3)							Osella PA2										
lap	Sect-1	Speed	Sect-2	Speed	Sect-3	Speed	Laptime	Pit	lap	Sect-1	Speed	Sect-2	Speed	Sect-3	Speed	Laptime	Pit
1	Out		1:27.382	90.0	31.173	96.0	2:52.739		4	51.094		1:21.717	95.2	In		2:53.317	P
2	51.043		1:24.980	99.1	29.100	106.8	2:45.123		5	Out		1:37.762	81.8	In		11:48.569	P
3	50.719		1:20.960	89.4	29.454	100.4	2:41.133		6								

17 Clive Steeper (S20)							Tiga SC80										
lap	Sect-1	Speed	Sect-2	Speed	Sect-3	Speed	Laptime	Pit	lap	Sect-1	Speed	Sect-2	Speed	Sect-3	Speed	Laptime	Pit
1	Out		1:19.164	112.6	27.412	107.8	2:37.826		5	47.920		1:24.167	101.2	32.791	89.2	2:44.878	
2	46.519		1:13.185	113.4	27.093	109.4	2:26.797		6	56.392		1:31.672	99.7	In		3:09.235	P
3	45.009		1:11.171	116.3	26.540	110.2	2:22.720		7	Out		1:18.005	113.9	28.468	88.4	3:22.439	P
4	44.628		1:10.278	116.5	26.226	110.0	2:21.132		8	47.177		1:31.794	91.8	In		3:05.322	P

19 Watson-Kirkaldy (SP1)							Chevron B19										
lap	Sect-1	Speed	Sect-2	Speed	Sect-3	Speed	Laptime	Pit	lap	Sect-1	Speed	Sect-2	Speed	Sect-3	Speed	Laptime	Pit
1	Out		1:17.548	133.7	27.139	121.8	2:31.361		5	47.507		1:18.187	125.2	In		2:40.246	P
2	44.977		1:12.408	132.4	26.359	119.6	2:23.744		6	Out		1:11.245	137.0	25.610	131.0	5:36.630	P
3	44.382		1:11.784	133.2	26.542	125.3	2:22.708		7	41.344		1:13.916	135.3	24.888	132.3	2:20.148	
4	44.090		1:13.867	121.4	27.869	120.0	2:25.826		8	42.507		1:31.564	84.8	In		2:55.931	P

21 Robert Parker (SP3)							Osella PA5										
lap	Sect-1	Speed	Sect-2	Speed	Sect-3	Speed	Laptime	Pit	lap	Sect-1	Speed	Sect-2	Speed	Sect-3	Speed	Laptime	Pit
1	Out		1:20.610	117.1	27.268	122.5	2:37.547		3	42.118		1:09.211	127.1	25.805	123.4	2:17.134	
2	43.718		1:12.156	128.3	26.209	126.5	2:22.083		4								



Session Start: 11:35:00 - Finish: 12:05:16
Weather/Track Conditions: Showers/Damp
Circuit: Silverstone Historic Grand Prix
Track Length: 5.857 Km - 3.6394 miles

Silverstone International Trophy - 20 - 21 May 2017

Pre 80 Endurance Challenge Series

Qualifying for Race 14 - Sector Analysis

23 Ross Hyett (GT1)							Chevron B16										
lap	Sect-1	Speed	Sect-2	Speed	Sect-3	Speed	Laptime	Pit	lap	Sect-1	Speed	Sect-2	Speed	Sect-3	Speed	Laptime	Pit
1	Out		1:28.714	91.3	29.702	101.8	2:55.152		4	58.949		1:33.426	92.1	In		3:18.490	P
2	50.233		1:18.436	114.5	28.337	106.2	2:37.006		5	Out		1:25.805	99.4	32.987	97.1	5:31.164	P
3	47.150		1:33.845	97.3	34.298	91.0	2:55.293		6								

24 Vic Nutter (SP3)							Osella PA3										
lap	Sect-1	Speed	Sect-2	Speed	Sect-3	Speed	Laptime	Pit	lap	Sect-1	Speed	Sect-2	Speed	Sect-3	Speed	Laptime	Pit
1	Out		1:13.091	113.4	26.427	119.6	2:28.953		5	41.938		1:11.640	114.9	In		2:43.776	P
2	41.679		1:07.534	127.8	24.940	125.0	2:14.153		6	Out		1:10.169	130.6	26.721	124.6	5:35.676	P
3	40.974		1:09.495	132.1	24.884	124.6	2:15.353		7	43.850		1:10.084	112.8	25.634	125.3	2:19.568	
4	41.521		1:08.596	132.1	24.764	124.8	2:14.881		8	43.292		1:23.757	89.1	In		2:50.275	P

26 George Douglas (SP1)							Martin BM9										
lap	Sect-1	Speed	Sect-2	Speed	Sect-3	Speed	Laptime	Pit	lap	Sect-1	Speed	Sect-2	Speed	Sect-3	Speed	Laptime	Pit
1	Out		1:19.954	120.1	28.053	118.5	2:40.134		4	50.177		1:27.252	124.5	In		3:01.934	P
2	48.309		1:20.302	102.9	32.057	97.1	2:40.668		5	Out		1:41.553	83.7	In		7:17.644	P
3	52.420		1:22.332	112.6	31.357	107.5	2:46.109		6								

27 John Sheldon (SP1)							Chevron B16										
lap	Sect-1	Speed	Sect-2	Speed	Sect-3	Speed	Laptime	Pit	lap	Sect-1	Speed	Sect-2	Speed	Sect-3	Speed	Laptime	Pit
1							2:23.410		2							2:22.928	


34 Schryver-Schryver (SP3)							Chevron B26										
lap	Sect-1	Speed	Sect-2	Speed	Sect-3	Speed	Laptime	Pit	lap	Sect-1	Speed	Sect-2	Speed	Sect-3	Speed	Laptime	Pit
1	Out		1:11.462	125.4	24.885	127.5	2:25.300		6	42.168		1:09.082	126.4	44.017	114.4	2:35.267	
2	41.180		1:05.491	133.7	24.091	128.7	2:10.762		7	42.232		1:08.750	129.8	26.033	126.5	2:17.015	
3	40.887		1:08.703	114.9	24.620	128.2	2:14.210		8	40.975		1:06.306	134.5	25.105	127.2	2:12.386	
4	40.373		1:06.356	117.3	In		2:27.516	P	9	40.478		1:32.766	90.3	In		2:55.502	P
5	Out		1:14.883	126.4	26.778	119.1	4:22.701	P	10								

44 Philip Hall (SP1)							Lola T212										
lap	Sect-1	Speed	Sect-2	Speed	Sect-3	Speed	Laptime	Pit	lap	Sect-1	Speed	Sect-2	Speed	Sect-3	Speed	Laptime	Pit
1	Out		1:08.284	130.1	25.330	127.0	2:18.536		4	41.043		1:06.449	137.8	25.113	127.2	2:12.605	
2	40.970		1:03.524	138.4	In		2:21.846	P	5	40.852		1:06.567	134.2	In		2:21.178	P
3	Out		1:07.379	137.2	26.108	120.7	3:57.557	P	6								

45 Alec Hammond (SP1)							Chevron B8										
lap	Sect-1	Speed	Sect-2	Speed	Sect-3	Speed	Laptime	Pit	lap	Sect-1	Speed	Sect-2	Speed	Sect-3	Speed	Laptime	Pit
1	Out		1:25.434	89.4	30.470	112.6	2:55.973		5	Out		1:21.371	92.9	29.088	110.7	6:05.327	P
2	47.941		1:18.479	101.1	28.527	113.6	2:34.947		6	47.996		1:19.069	103.1	28.303	118.3	2:35.368	
3	47.882		1:17.042	107.7	28.379	115.6	2:33.303		7	46.453		1:35.955	77.7	In		3:11.780	P
4	46.778		1:23.527	105.4	In		2:53.281	P	8								

49 Norris-Lucas (S20)							Tiga SC84										
lap	Sect-1	Speed	Sect-2	Speed	Sect-3	Speed	Laptime	Pit	lap	Sect-1	Speed	Sect-2	Speed	Sect-3	Speed	Laptime	Pit
1	Out		1:20.324	104.4	27.598	109.2	2:41.238		5	Out		1:37.590	97.1	37.217	81.5	10:20.655	P
2	46.009		1:15.741	115.5	26.918	109.4	2:28.668		6	1:01.430		1:56.765	97.3	36.997	91.1	3:35.192	
3	45.333		1:15.270	84.5	30.163	107.6	2:30.766		7	59.616		1:38.451	89.0	37.430	89.1	3:15.497	
4	45.423		1:21.124	67.9	In		2:51.979	P	8	57.809		1:41.209	84.1	36.332	79.0	3:15.350	

52 Storer-Donn (S20)							Chevron B52										
lap	Sect-1	Speed	Sect-2	Speed	Sect-3	Speed	Laptime	Pit	lap	Sect-1	Speed	Sect-2	Speed	Sect-3	Speed	Laptime	Pit
1	Out		1:44.115	84.0	33.464	88.3	3:25.666		5	51.889		1:24.841	102.6	In		3:04.581	P
2	56.699		1:28.097	93.6	31.091	96.7	2:55.887		6	Out		1:19.659	108.8	29.078	103.9	5:11.689	P
3	52.813		1:28.274	91.8	31.645	94.6	2:52.732		7	50.584		1:32.523	94.9	In		3:06.794	P
4	53.811		1:26.580	97.7	30.711	96.7	2:51.102		8								



Session Start: 11:35:00 - Finish: 12:05:16
Weather/Track Conditions: Showers/Damp
Circuit: Silverstone Historic Grand Prix
Track Length: 5.857 Km - 3.6394 miles

Silverstone International Trophy - 20 - 21 May 2017

Pre 80 Endurance Challenge Series

Qualifying for Race 14 - Sector Analysis

59 Brooks-Beebee (SP1)							Chevron B8										
lap	Sect-1	Speed	Sect-2	Speed	Sect-3	Speed	Laptime	Pit	lap	Sect-1	Speed	Sect-2	Speed	Sect-3	Speed	Laptime	Pit
1	Out		1:23.492	115.7	28.455	113.6	2:44.931		7	Out		1:19.060	113.6	28.526	107.5	4:35.870	P
2	46.436		1:13.505	127.3	26.542	117.6	2:26.483		8	47.988		1:30.581	110.9	34.207	91.1	2:52.776	
3	44.284		1:13.552	128.3	27.078	116.4	2:24.914		9	55.122		1:34.185	110.0	32.467	95.0	3:01.774	
4	45.207		1:15.365	128.6	28.525	114.2	2:29.097		10	52.717		1:24.528	108.2	33.009	97.4	2:50.254	
5	45.187		1:13.669	129.3	40.786	104.2	2:39.642		11	52.842		1:22.472	115.3	32.062	100.6	2:47.376	
6	46.051		1:13.758	126.4	In		2:38.295	P	12								

60 John Burton (SP3)							Chevron B26										
lap	Sect-1	Speed	Sect-2	Speed	Sect-3	Speed	Laptime	Pit	lap	Sect-1	Speed	Sect-2	Speed	Sect-3	Speed	Laptime	Pit
1	Out		1:10.806	134.5	24.804	128.4	2:21.620		4	Out		1:15.999	106.2	In		6:00.000	P
2	40.771		1:04.230	139.5	23.879	130.7	2:08.880		5	Out		1:35.056	83.2	In		12:39.656	P
3	40.016		1:05.530	136.4	In		2:14.357	P	6								

72 Jonathan Loader (S20)							Tiga SC80										
lap	Sect-1	Speed	Sect-2	Speed	Sect-3	Speed	Laptime	Pit	lap	Sect-1	Speed	Sect-2	Speed	Sect-3	Speed	Laptime	Pit
1	Out		1:33.295	97.3	29.387	105.6	2:59.515		5	Out		1:15.958	104.4	28.098	109.1	7:57.799	P
2	47.561		1:11.819	115.3	26.836	110.3	2:26.216		6	44.970		1:14.707	114.1	26.800	110.3	2:26.477	
3	44.238		1:10.337	116.7	26.293	110.3	2:20.868		7	46.302		1:35.705	86.8	In		3:04.608	P
4	49.651		1:24.732	95.6	In		2:53.911	P	8								

73 David Axisa (S20)							Tiga SC79										
lap	Sect-1	Speed	Sect-2	Speed	Sect-3	Speed	Laptime	Pit	lap	Sect-1	Speed	Sect-2	Speed	Sect-3	Speed	Laptime	Pit
1	Out		1:17.491	108.6	29.069	105.2	2:35.904		5	Out		1:18.050	113.0	28.983	105.7	4:23.027	P
2	46.060		1:12.856	114.5	27.002	108.9	2:25.918		6	45.967		1:14.846	113.6	28.078	105.9	2:28.891	
3	44.631		1:12.195	113.0	27.315	106.9	2:24.141		7	46.648		1:25.188	88.0	In		2:56.003	P
4	44.774		1:15.877	113.6	In		2:43.383	P	8								


79 Andreas Floth (S20)							Lola T492										
lap	Sect-1	Speed	Sect-2	Speed	Sect-3	Speed	Laptime	Pit	lap	Sect-1	Speed	Sect-2	Speed	Sect-3	Speed	Laptime	Pit
1	Out		1:36.154	102.1	29.730	102.6	2:59.688		4	47.931		1:26.896	104.5	In		2:59.940	P
2	49.991		1:21.820	114.3	27.901	108.2	2:39.712		5	Out		1:23.879	107.5	29.324	105.6	8:01.238	P
3	59.390		1:16.967	113.6	27.971	108.7	2:44.328		6	51.496		1:32.597	107.5	In		3:04.378	P

88 Kevin Cooke (SP3)							Royale RP17										
lap	Sect-1	Speed	Sect-2	Speed	Sect-3	Speed	Laptime	Pit	lap	Sect-1	Speed	Sect-2	Speed	Sect-3	Speed	Laptime	Pit
1	Out		1:12.061	121.8	25.518	123.2	2:22.131		3	43.725		1:09.779	121.1	In		2:29.349	P
2	42.571		1:08.523	123.8	25.128	122.0	2:16.222		4	Out		1:22.802	92.3	In		7:07.957	P

92 Lees-Wilson (S20)							Lola T492										
lap	Sect-1	Speed	Sect-2	Speed	Sect-3	Speed	Laptime	Pit	lap	Sect-1	Speed	Sect-2	Speed	Sect-3	Speed	Laptime	Pit
1	Out		1:20.395	107.4	28.246	103.6	2:38.173		3	53.423		1:18.387	102.6	28.460	99.6	2:40.270	
2	47.914		1:17.311	107.5	27.873	103.9	2:33.098		4	51.420		1:25.764	74.1	In		3:08.249	P

127 Balchin-Hoad (S20)							March 84S										
lap	Sect-1	Speed	Sect-2	Speed	Sect-3	Speed	Laptime	Pit	lap	Sect-1	Speed	Sect-2	Speed	Sect-3	Speed	Laptime	Pit
1	Out		1:20.640	110.7	28.130	105.1	2:42.777		5	Out		1:12.852	113.4	27.648	110.0	5:05.012	P
2	46.379		1:14.562	113.7	27.347	105.4	2:28.288		6	44.386		1:11.482	115.9	26.879	110.2	2:22.747	
3	45.575		1:13.951	113.9	27.599	107.6	2:27.125		7	43.686		1:09.862	116.1	26.418	110.7	2:19.966	
4	59.540		1:25.775	95.3	In		3:06.097	P	8	43.820		1:29.246	98.3	In		2:52.833	P

150 Brooks-Brooks (1NV)							Lola T212										
lap	Sect-1	Speed	Sect-2	Speed	Sect-3	Speed	Laptime	Pit	lap	Sect-1	Speed	Sect-2	Speed	Sect-3	Speed	Laptime	Pit
1	Out			114.7	27.648	109.8	2:38.957		5	Out		1:18.328	116.3	29.502	104.2	5:21.998	P
2	47.379		1:14.753	128.6	25.980	120.0	2:28.112		6	46.310		1:13.595	116.9	27.638	119.6	2:27.543	
3				132.1	25.860	117.9	2:20.899		7	43.433		1:13.127	118.8	27.103	115.6	2:23.663	
4	45.838		1:21.126	115.1	In		2:44.719	P	8	43.347		1:38.989	79.6	In		3:08.059	P




Session Start: 11:35:00 - Finish: 12:05:16
Weather/Track Conditions: Showers/Damp
Circuit: Silverstone Historic Grand Prix
Track Length: 5.857 Km - 3.6394 miles

Silverstone International Trophy - 20 - 21 May 2017

Pre 80 Endurance Challenge Series

Qualifying for Race 14 - Best Sector Times

SECTOR 1			SECTOR 2			SECTOR 3			IDEAL / BEST LAP COMPARISON						
NO	TIME	LAP	NO	TIME	LAP	NO	TIME	LAP	NO	NAME	BEST	IN	IDEAL	DIFF	
1	1	38.236	4	1	1:03.463	2	1	23.698	2	1	Voyazides-Hadfield	2:05.964	2	2:05.397	+0.567
2	60	40.016	3	44	1:03.524	2	60	23.879	2	60	John Burton	2:08.880	2	2:08.125	+0.755
3	34	40.373	4	60	1:04.230	2	34	24.091	2	34	Schryver-Schryver	2:10.762	2	2:09.955	+0.807
4	14	40.768	3	34	1:05.491	2	14	24.291	2	44	Philip Hall	2:12.605	4	2:09.489	+3.116
5	44	40.852	5	24	1:07.534	2	24	24.764	4	14	Spiers-Hetherington	2:13.405	3	2:13.326	+0.079
6	24	40.974	3	14	1:08.267	3	19	24.888	7	24	Vic Nutter	2:14.153	2	2:13.272	+0.881
7	19	41.344	7	9	1:08.420	2	44	25.113	4	88	Kevin Cooke	2:16.222	2	2:16.222	+0.000
8	21	42.118	3	88	1:08.523	2	9	25.117	2	21	Robert Parker	2:17.134	3	2:17.134	+0.000
9	12	42.282	3	21	1:09.211	3	88	25.128	2	9	Smith Hilliard-Padma	2:17.184	2	2:17.184	+0.000
10	88	42.571	2	127	1:09.862	7	21	25.805	3	127	Balchin-Hoad	2:19.966	7	2:19.966	+0.000
11	150	43.347	8	17	1:10.278	4	150	25.860	3	19	Watson-Kirkaldy	2:20.148	7	2:17.477	+2.671
12	9	43.647	2	72	1:10.337	3	17	26.226	4	72	Jonathan Loader	2:20.868	3	2:20.868	+0.000
13	127	43.686	7	19	1:11.245	6	72	26.293	3	150	Brooks-Brooks	2:20.899	3	2:22.334	+1.435
14	72	44.238	3	12	1:11.290	3	127	26.418	7	17	Clive Steeper	2:21.132	4	2:21.132	+0.000
15	59	44.284	3	73	1:12.195	3	59	26.542	2	12	Peter Hallford	2:21.228	3	2:20.210	+1.018
16	17	44.628	4	150	1:13.127	7	12	26.638	2	27	John Sheldon	2:22.928	2		+
17	73	44.631	3	59	1:13.505	2	49	26.918	2	73	David Axisa	2:24.141	3	2:23.828	+0.313
18	49	45.333	3	49	1:15.270	3	73	27.002	2	59	Brooks-Beebee	2:24.914	3	2:24.331	+0.583
19	45	46.453	7	79	1:16.967	3	92	27.873	2	49	Norris-Lucas	2:28.668	2	2:27.521	+1.147
20	4	47.105	7	45	1:17.042	3	79	27.901	2	92	Lees-Wilson	2:33.098	2	2:33.098	+0.000
21	23	47.150	3	92	1:17.311	2	26	28.053	1	45	Alec Hammond	2:33.303	3	2:31.798	+1.505
22	92	47.914	2	4	1:18.384	6	4	28.246	6	4	Taylor-Wareing	2:34.031	6	2:33.735	+0.296
23	79	47.931	4	23	1:18.436	2	45	28.303	6	23	Ross Hyett	2:37.006	2	2:33.923	+3.083
24	26	48.309	2	52	1:19.659	6	23	28.337	2	79	Andreas Floth	2:39.712	2	2:32.799	+6.913
25	52	50.584	7	26	1:19.954	1	52	29.078	6	26	George Douglas	2:40.668	2	2:36.316	+4.352
26	16	50.719	3	16	1:20.960	3	16	29.100	2	16	David Alborough	2:41.133	3	2:40.779	+0.354
27	27			27			27			52	Storer-Donn	2:51.102	4	2:39.321	+11.781



Session Start: 11:35:00 - Finish: 12:05:16
Weather/Track Conditions: Showers/Damp
Circuit: Silverstone Historic Grand Prix
Track Length: 5.857 Km - 3.6394 miles




Silverstone International Trophy - 20 - 21 May 2017

Pre 80 Endurance Challenge Series

Qualifying for Race 14 - Best Sector Speeds

	NO	SECTOR 1	MPH	NO	SECTOR 2	MPH	NO	SECTOR 3	MPH
1		NO SPEED TRAP		1	Voyazides-Hadfield	150.5	1	Voyazides-Hadfield	146.5
2				60	John Burton	139.5	12	Peter Hallford	132.6
3				44	Philip Hall	138.4	19	Watson-Kirkaldy	132.3
4				9	Smith Hilliard-Padmore	138.1	60	John Burton	130.7
5				14	Spiers-Hetherington	137.0	9	Smith Hilliard-Padmore	129.5
6				19	Watson-Kirkaldy	137.0	34	Schryver-Schryver	128.7
7				34	Schryver-Schryver	134.5	44	Philip Hall	127.2
8				24	Vic Nutter	132.1	14	Spiers-Hetherington	126.5
9				150	Brooks-Brooks	132.1	21	Robert Parker	126.5
10				59	Brooks-Beebee	129.3	24	Vic Nutter	125.3
11				21	Robert Parker	128.3	88	Kevin Cooke	123.2
12				26	George Douglas	124.5	4	Taylor-Wareing	121.6
13				88	Kevin Cooke	123.8	150	Brooks-Brooks	120.0
14				12	Peter Hallford	119.2	26	George Douglas	118.5
15				72	Jonathan Loader	116.7	45	Alec Hammond	118.3
16				17	Clive Steeper	116.5	59	Brooks-Beebee	117.6
17				127	Balchin-Hoad	116.1	127	Balchin-Hoad	110.7
18				49	Norris-Lucas	115.5	72	Jonathan Loader	110.3
19				23	Ross Hyett	114.5	17	Clive Steeper	110.2
20				73	David Axisa	114.5	49	Norris-Lucas	109.4
21				79	Andreas Floth	114.3	73	David Axisa	108.9
22				52	Storer-Donn	108.8	79	Andreas Floth	108.7
23				45	Alec Hammond	107.7	16	David Alborough	106.8
24				92	Lees-Wilson	107.5	23	Ross Hyett	106.2
25				4	Taylor-Wareing	107.2	52	Storer-Donn	103.9
26				16	David Alborough	99.1	92	Lees-Wilson	103.9
27				27	John Sheldon	0.0	27	John Sheldon	0.0



Session Start: 11:35:00 - Finish: 12:05:16
Weather/Track Conditions: Showers/Damp
Circuit: Silverstone Historic Grand Prix
Track Length: 5.857 Km - 3.6394 miles

Silverstone International Trophy - 20 - 21 May 2017

Pre 80 Endurance Challenge Series Race 14 - Starting Grid

Sheet No:

Start Time : 16:00 - Heat Duration : 1 Hour

14			27 52 Storer-Donn
13	26 16 David Alborough	25	26 George Douglas
12	24 79 Andreas Floth	23	23 Ross Hyett
11	22 4 Taylor-Wareing	21	45 Alec Hammond
10	20 92 Lees-Wilson	19	49 Norris-Lucas
9	18 59 Brooks-Beebee	17	73 David Axisa
8	16 27 John Sheldon	15	12 Peter Hallford
7	14 17 Clive Steeper	13	150 Brooks-Brooks
6	12 72 Jonathan Loader	11	19 Watson-Kirkaldy
5	10 127 Balchin-Hoad	9	9 Smith Hilliard-Padmore
4	8 21 Robert Parker	7	88 Kevin Cooke
3	6 24 Vic Nutter	5	14 Spiers-Hetherington
2	4 44 Philip Hall	3	34 Schryver-Schryver
1	2 60 John Burton	1	1 Voyazides-Hadfield

Pole Left



These results are provisional until the conclusion of any judicial and technical matters.

*Circuit: Silverstone Historic Grand Prix
Track Length: 5.857 Km - 3.6394 miles*

Clerk of the Course: <div style="text-align: right;">Julian Floyd</div>	Timekeeper: <div style="text-align: right;">Nick Palmer</div>	Issued at:
--	--	------------



Silverstone International Trophy - 20 - 21 May 2017

HSCC 70's Road Sports Qualifying for Race 5 - Classification

Sheet No:

POS	NO	DRIVER/S	CLASS		CAR MAKE / MODEL	TIME	ON	LAPS	GAP	DIFF	MPH
			CLASS	POS							
1	13	Michael Caine	B	1	TVR 3000M	2:30.888	8	8			86.83
2	1	Julian Barter	C	1	Lotus Elan S4	2:33.673	7	8	2.785	2.785	85.26
3	24	Charles Barter	B	2	Datsun 240Z	2:33.870	6	8	2.982	0.197	85.15
4	30	John Williams	B	3	Porsche 911SC	2:36.529	7	8	5.641	2.659	83.70
5	72	Jim Dean	C	2	Lotus Europa	2:36.677	3	7	5.789	0.148	83.62
6	92	Brian Jarvis	D	1	Porsche 924	2:42.400	7	7	11.512	5.723	80.68
7	35	Robert Gate	A	1	Jaguar E Type	2:42.523	7	7	11.635	0.123	80.61
8	36	Daniel Pickett	A	2	Morgan Plus 8	2:42.593	7	7	11.705	0.070	80.58
9	40	Richard Attwood	A	3	Porsche 928	2:42.715	7	7	11.827	0.122	80.52
10	15	Charlie Ugo	B	4	Ferrari 308 GT4	2:42.796	5	7	11.908	0.081	80.48
11	65	Steve Cooke	C	3	Lotus 7 S4	2:43.240	7	7	12.352	0.444	80.26
12	131	Mark Bennett	A	4	MGB	2:44.692	4	7	13.804	1.452	79.55
13	12	Neil Brown	D	2	Lotus Eclat	2:48.439	6	7	17.551	3.747	77.78
14	70	Steve Skipworth	C	4	Lotus Europa	2:48.549	7	7	17.661	0.110	77.73
15	112	Johan Denekamp	I	1	Marcos 1800 GT	2:49.666	7	7	18.778	1.117	77.22
16	7	David Tomkinson	E	1	Triumph Spitfire	2:50.264	3	7	19.376	0.598	76.95
17	11	Howard Payne	C	5	Lotus Europa	2:50.592	2	2	19.704	0.328	76.80
18	4	Ken Rorrison	D	3	Alfa Romeo 2000 GTV	2:50.679	6	7	19.791	0.087	76.76
19	33	Matt Nichols	B	5	TVR 3000M	2:50.787	7	7	19.899	0.108	76.71
20	55	Stephen Bellerby	B	6	TVR 3000M	2:50.890	7	7	20.002	0.103	76.67
21	45	Rupert Ashdown	I	2	Lotus Elan	2:50.937	4	7	20.049	0.047	76.65
22	27	Chris Fisher	E	2	MG Arkley	2:50.955	7	7	20.067	0.018	76.64
23	68	John Wagstaff	D	4	Alfa Romeo GTV	2:50.990	6	7	20.102	0.035	76.62
24	18	Martin Dyson	D	5	Triumph GT6 Mk3	2:51.041	6	7	20.153	0.051	76.60
25	61	Lawrence Alexander	I	3	Alfa Romeo GTV	2:51.966	6	7	21.078	0.925	76.19
26	76	David Erwin	D	6	Alfa Romeo 2000 GTV	2:52.032	6	7	21.144	0.066	76.16
27	73	Peter Sloan	D	7	Alfa Romeo 2000 GTV	2:52.892	6	7	22.004	0.860	75.78
28	21	Will Morton	D	8	Porsche 924	2:53.197	4	7	22.309	0.305	75.65
29	16	Richard Grube	I	4	Porsche 914-6	2:54.933	6	7	24.045	1.736	74.90
30	100	Drew Nicholson	I	5	Alfa Romeo GTV / GT Junior	2:55.667	6	7	24.779	0.734	74.58
31	57	Mark Oldfield	D	9	Lancia Monte Carlo	2:59.818	2	3	28.930	4.151	72.86
32	28	Chris Baines	D	10	Porsche 924	3:00.400	6	6	29.512	0.582	72.63
33	74	Simon Adkins	D	11	Alfa Romeo GTV	3:08.945	6	6	38.057	8.545	69.34
34	14	Chris Baxter	C	6	Lotus Seven S4	3:16.924	3	6	46.036	7.979	66.53
35	49	Peter Richards	E	3	Clan Crusader			1			0.00
36	54	Darren Rayfield	I	6	Lancia Monte Carlo						

Car 35 - transponder working intermittently, please check position.

Session Start: 12:15:31 - Finish: 12:35:34
Weather/Track Conditions: Cloud / Dry
Circuit: Silverstone Historic Grand Prix
Track Length: 5.857 Km - 3.6394 miles

These results are provisional until the conclusion of any judicial and technical matters.

Clerk of the Course:

Timekeeper:

Issued at:

Julian Floyd

Nick Palmer



Printed : 20-05-2017 - 12:39

Full results available at www.mstworld.com. Email: timing@mstworld.com

Silverstone International Trophy - 20 - 21 May 2017

HSCC 70's Road Sports

Qualifying for Race 5 - Sector Analysis

1 Julian Barter (C)								Lotus Elan S4							
lap	Sect-1	Speed	Sect-2	Speed	Sect-3	Speed	Laptime Pit	lap	Sect-1	Speed	Sect-2	Speed	Sect-3	Speed	Laptime Pit
1	55.663		1:22.298	102.1	31.884	103.6	2:49.845	5	48.339		1:18.928	115.5	29.148	105.4	2:36.415
2	48.834		1:19.936	113.2	30.594	103.7	2:39.364	6	49.520		1:17.523	116.1	29.054	105.1	2:36.097
3	48.951		1:17.410	116.1	29.286	105.2	2:35.647	7	48.260		1:16.833	117.3	28.580	105.2	2:33.673
4	48.251		1:17.325	116.1	29.185	106.2	2:34.761	8	52.831		1:29.768	73.2	In		3:10.427 P

4 Ken Rorrison (D)								Alfa Romeo 2000 GTV							
lap	Sect-1	Speed	Sect-2	Speed	Sect-3	Speed	Laptime Pit	lap	Sect-1	Speed	Sect-2	Speed	Sect-3	Speed	Laptime Pit
1	1:02.086		1:36.777	101.1	35.193	87.5	3:14.056	5	54.743		1:26.782	102.8	31.582	95.9	2:53.107
2	58.290		1:32.880	93.6	34.108	91.6	3:05.278	6	53.607		1:25.775	102.9	31.297	95.3	2:50.679
3	56.653		1:29.561	98.8	33.405	93.2	2:59.619	7	52.976		1:28.932	100.6	31.494	95.5	2:53.402
4	54.911		1:28.513	101.1	32.348	94.8	2:55.772	8							

7 David Tomkinson (E)								Triumph Spitfire							
lap	Sect-1	Speed	Sect-2	Speed	Sect-3	Speed	Laptime Pit	lap	Sect-1	Speed	Sect-2	Speed	Sect-3	Speed	Laptime Pit
1	1:01.042		1:37.261	94.4	34.451	90.6	3:12.754	5	54.631		1:26.674	97.7	32.107	92.2	2:53.412
2	57.883		1:30.605	94.8	33.362	92.5	3:01.850	6	54.862		1:27.864	92.8	32.340	93.0	2:55.066
3	53.579		1:25.358	99.6	31.327	92.8	2:50.264	7	57.325		1:50.878	68.2	In		3:43.293 P
4	53.281		1:26.737	97.5	31.808	91.6	2:51.826	8							

11 Howard Payne (C)								Lotus Europa							
lap	Sect-1	Speed	Sect-2	Speed	Sect-3	Speed	Laptime Pit	lap	Sect-1	Speed	Sect-2	Speed	Sect-3	Speed	Laptime Pit
1	58.704		1:32.243	93.6	32.935	97.7	3:03.882	2	52.495		1:27.238	99.4	30.859	101.8	2:50.592


12 Neil Brown (D)								Lotus Eclat							
lap	Sect-1	Speed	Sect-2	Speed	Sect-3	Speed	Laptime Pit	lap	Sect-1	Speed	Sect-2	Speed	Sect-3	Speed	Laptime Pit
1	1:00.403		1:35.057	97.7	34.714	96.1	3:10.174	5	52.272		1:28.574	107.7	31.748	100.1	2:52.594
2	55.484		1:29.945	106.5	32.930	99.8	2:58.359	6	52.151		1:25.562	107.5	30.726	101.3	2:48.439
3	53.931		1:29.847	103.6	32.731	100.6	2:56.509	7	52.056		1:25.498	107.9	31.900	102.1	2:49.454
4	52.963		1:26.169	107.5	31.222	99.8	2:50.354	8							

13 Michael Caine (B)								TVR 3000M							
lap	Sect-1	Speed	Sect-2	Speed	Sect-3	Speed	Laptime Pit	lap	Sect-1	Speed	Sect-2	Speed	Sect-3	Speed	Laptime Pit
1	52.434		1:24.387	113.0	1:01.646	105.6	3:18.467	5	47.726		1:18.257	119.2	28.958	112.0	2:34.941
2	50.948		1:19.374	114.1	30.427	108.7	2:40.749	6	49.347		1:19.679	97.5	29.797	111.8	2:38.823
3	47.750		1:18.783	114.9	29.708	110.5	2:36.241	7	47.140		1:16.030	121.4	28.674	111.1	2:31.844
4	49.672		1:18.737	116.1	30.145	109.1	2:38.554	8	47.180		1:15.410	121.1	28.298	110.7	2:30.888

14 Chris Baxter (C)								Lotus Seven S4							
lap	Sect-1	Speed	Sect-2	Speed	Sect-3	Speed	Laptime Pit	lap	Sect-1	Speed	Sect-2	Speed	Sect-3	Speed	Laptime Pit
1	1:03.904		1:49.320	82.7	37.967	85.7	3:31.191	4	1:02.115		1:40.819	85.7	36.719	83.0	3:19.653
2	1:04.675		1:45.063	79.9	39.318	84.0	3:29.056	5	1:02.131		1:43.444	86.9	36.815	82.2	3:22.390
3	1:01.464		1:39.669	89.0	35.791	86.4	3:16.924	6	1:03.218		1:42.085	94.5	35.424	87.9	3:20.727

15 Charlie Ugo (B)								Ferrari 308 GT4							
lap	Sect-1	Speed	Sect-2	Speed	Sect-3	Speed	Laptime Pit	lap	Sect-1	Speed	Sect-2	Speed	Sect-3	Speed	Laptime Pit
1	59.957		1:36.388	102.5	32.627	95.0	3:08.972	5	50.923		1:21.873	107.2	30.000	101.0	2:42.796
2	54.585		1:26.977	104.7	31.138	100.3	2:52.700	6	50.842		1:22.576	105.8	29.911	99.5	2:43.329
3	52.407		1:22.827	101.5	30.387	103.4	2:45.621	7	55.148		1:33.399	82.6	30.671	95.7	2:59.218
4	51.428		1:21.939	106.7	30.487	100.9	2:43.854	8							

16 Richard Grube (I)								Porsche 914-6							
lap	Sect-1	Speed	Sect-2	Speed	Sect-3	Speed	Laptime Pit	lap	Sect-1	Speed	Sect-2	Speed	Sect-3	Speed	Laptime Pit
1	1:01.252		1:33.254	99.3	33.806	91.1	3:08.312	5	54.845		1:29.844	97.7	31.496	96.7	2:56.185
2	57.634		1:30.145	101.8	32.460	93.7	3:00.239	6	54.130		1:29.141	100.5	31.662	96.4	2:54.933
3	55.957		1:32.968	95.6	32.518	96.0	3:01.443	7	55.320		1:28.402	104.4	31.389	96.1	2:55.111
4	55.362		1:29.199	100.3	31.600	95.9	2:56.161	8							



Session Start: 12:15:31 - Finish: 12:35:34
Weather/Track Conditions: Cloud / Dry
Circuit: Silverstone Historic Grand Prix
Track Length: 5.857 Km - 3.6394 miles

Silverstone International Trophy - 20 - 21 May 2017

HSCC 70's Road Sports

Qualifying for Race 5 - Sector Analysis

18 Martin Dyson (D)							Triumph GT6 Mk3										
Lap	Sect-1	Speed	Sect-2	Speed	Sect-3	Speed	Laptime	Pit	Lap	Sect-1	Speed	Sect-2	Speed	Sect-3	Speed	Laptime	Pit
1	1:02.694		1:40.090	95.5	35.022	93.8	3:17.806		5	53.552		1:29.932	104.7	31.339	96.6	2:54.823	
2	57.787		1:32.007	99.9	33.253	95.9	3:03.047		6	53.327		1:26.509	103.9	31.205	95.5	2:51.041	
3	54.431		1:29.092	100.6	32.446	94.1	2:55.969		7	54.918		1:28.648	94.9	32.498	87.2	2:56.064	
4	55.426		1:28.384	101.7	32.511	94.8	2:56.321		8								

21 Will Morton (D)							Porsche 924										
Lap	Sect-1	Speed	Sect-2	Speed	Sect-3	Speed	Laptime	Pit	Lap	Sect-1	Speed	Sect-2	Speed	Sect-3	Speed	Laptime	Pit
1	57.620		1:28.058	100.5	34.348	89.8	3:00.026		5	54.876		1:27.756	98.7	32.764	94.0	2:55.396	
2	56.620		1:27.356	100.8	33.704	94.5	2:57.680		6	55.603		1:26.614	98.4	32.090	94.9	2:54.307	
3	54.760		1:28.710	96.6	32.628	95.6	2:56.098		7	55.409		1:26.943	99.3	32.600	92.5	2:54.952	
4	54.562		1:26.261	100.2	32.374	94.4	2:53.197		8								

24 Charles Barter (B)							Datsun 240Z										
Lap	Sect-1	Speed	Sect-2	Speed	Sect-3	Speed	Laptime	Pit	Lap	Sect-1	Speed	Sect-2	Speed	Sect-3	Speed	Laptime	Pit
1	52.328		1:22.660	113.2	30.822	99.5	2:45.810		5	48.515		1:21.978	110.6	30.169	106.6	2:40.662	
2	50.554		1:19.362	114.1	30.958	102.4	2:40.874		6	47.807		1:16.760	115.1	29.303	100.3	2:33.870	
3	48.268		1:16.713	113.6	29.969	105.6	2:34.950		7	48.416		1:22.191	108.6	29.840	105.1	2:40.447	
4	47.924		1:17.473	114.9	29.700	104.4	2:35.097		8	48.730		1:23.551	93.5	In		3:01.502	P

27 Chris Fisher (E)							MG Arkley										
Lap	Sect-1	Speed	Sect-2	Speed	Sect-3	Speed	Laptime	Pit	Lap	Sect-1	Speed	Sect-2	Speed	Sect-3	Speed	Laptime	Pit
1	1:01.835		1:38.866	88.8	34.612	84.9	3:15.313		5	55.008		1:28.722	96.7	31.949	91.0	2:55.679	
2	57.049		1:26.995	92.7	32.686	89.6	2:56.730		6	53.774		1:26.224	97.8	31.142	90.8	2:51.140	
3	54.731		1:25.878	94.9	32.144	91.5	2:52.753		7	53.804		1:25.770	96.7	31.381	91.3	2:50.955	
4	53.786		1:25.634	98.1	32.052	91.3	2:51.472		8								


28 Chris Baines (D)							Porsche 924										
Lap	Sect-1	Speed	Sect-2	Speed	Sect-3	Speed	Laptime	Pit	Lap	Sect-1	Speed	Sect-2	Speed	Sect-3	Speed	Laptime	Pit
1	1:05.544		1:43.943	71.9	38.088	84.6	3:27.575		4	1:00.513		1:35.087	96.1	34.086	92.5	3:09.686	
2	1:03.100		1:39.648	89.6	35.722	89.2	3:18.470		5	57.716		1:33.125	99.6	33.519	90.8	3:04.360	
3	59.554		1:36.889	83.9	36.243	89.6	3:12.686		6	57.565		1:30.124	100.6	32.711	95.0	3:00.400	

30 John Williams (B)							Porsche 911SC										
Lap	Sect-1	Speed	Sect-2	Speed	Sect-3	Speed	Laptime	Pit	Lap	Sect-1	Speed	Sect-2	Speed	Sect-3	Speed	Laptime	Pit
1	52.376		1:22.536	114.7	40.909	100.9	2:55.821		5	49.531		1:20.154	113.7	30.501	103.7	2:40.186	
2	50.323		1:19.723	114.5	31.077	104.6	2:41.123		6	48.861		1:19.061	115.3	29.945	104.1	2:37.867	
3	49.809		1:19.798	114.9	30.548	103.9	2:40.155		7	48.477		1:18.307	115.9	29.745	103.9	2:36.529	
4	48.865		1:20.109	111.7	30.603	104.2	2:39.577		8	48.063		1:18.928	115.1	29.783	103.1	2:36.774	

33 Matt Nichols (B)							TVR 3000M										
Lap	Sect-1	Speed	Sect-2	Speed	Sect-3	Speed	Laptime	Pit	Lap	Sect-1	Speed	Sect-2	Speed	Sect-3	Speed	Laptime	Pit
1	1:00.258		1:36.362	99.9	33.682	97.0	3:10.302		5	53.163		1:27.485	107.4	31.346	103.1	2:51.994	
2	55.799		1:33.336	102.0	32.610	99.2	3:01.745		6	53.592		1:26.417	109.7	31.135	101.5	2:51.144	
3	55.474		1:32.867	101.1	33.627	101.2	3:01.968		7	53.416		1:26.485	110.2	30.886	101.5	2:50.787	
4	54.939		1:29.888	107.0	31.990	101.3	2:56.817		8								

35 Robert Gate (A)							Jaguar E Type										
Lap	Sect-1	Speed	Sect-2	Speed	Sect-3	Speed	Laptime	Pit	Lap	Sect-1	Speed	Sect-2	Speed	Sect-3	Speed	Laptime	Pit
1				94.1	33.471	99.8	3:03.607		5				94.7	31.739		2:50.286	
2				91.9	35.163	92.1	3:01.358		6				101.7	30.325		2:45.532	
3				101.5	34.910	96.3	2:54.853		7				107.2	30.823	110.7	2:42.523	
4				105.0	32.107	74.2	2:49.200		8								

36 Daniel Pickett (A)							Morgan Plus 8										
Lap	Sect-1	Speed	Sect-2	Speed	Sect-3	Speed	Laptime	Pit	Lap	Sect-1	Speed	Sect-2	Speed	Sect-3	Speed	Laptime	Pit
1	1:00.871		1:39.458	92.9	35.099	89.7	3:15.428		5	50.964		1:22.703	110.6	30.106	106.1	2:43.773	
2	57.076		1:31.821	100.8	31.905	103.9	3:00.802		6	51.556		1:30.364	106.9	30.222	105.7	2:52.142	
3	53.651		1:24.079	111.3	30.261	104.7	2:47.991		7	51.721		1:21.618	113.9	29.254	106.6	2:42.593	
4	51.287		1:23.273	110.9	30.158	105.1	2:44.718		8								



Session Start: 12:15:31 - Finish: 12:35:34

Weather/Track Conditions: Cloud / Dry

Circuit: Silverstone Historic Grand Prix

Track Length: 5.857 Km - 3.6394 miles

Silverstone International Trophy - 20 - 21 May 2017

HSCC 70's Road Sports

Qualifying for Race 5 - Sector Analysis

40 Richard Attwood (A)							Porsche 928										
Lap	Sect-1	Speed	Sect-2	Speed	Sect-3	Speed	Laptime	Pit	Lap	Sect-1	Speed	Sect-2	Speed	Sect-3	Speed	Laptime	Pit
1	1:02.260		1:37.606	85.4	35.812	96.9	3:15.678		5	50.442		1:24.537	116.7	29.815	108.7	2:44.794	
2	55.472		1:30.377	93.3	32.186	103.4	2:58.035		6	52.141		1:22.463	111.7	30.313	108.5	2:44.917	
3	53.272		1:28.677	103.7	31.311	102.9	2:53.260		7	50.023		1:22.603	107.7	30.089	108.7	2:42.715	
4	52.540		1:23.832	101.8	31.143	106.2	2:47.515		8								

45 Rupert Ashdown (I)							Lotus Elan										
Lap	Sect-1	Speed	Sect-2	Speed	Sect-3	Speed	Laptime	Pit	Lap	Sect-1	Speed	Sect-2	Speed	Sect-3	Speed	Laptime	Pit
1	56.754		1:31.834	96.8	34.121	95.0	3:02.709		5	53.614		1:28.344	102.5	32.231	93.3	2:54.189	
2	1:01.600		1:33.019	88.2	35.279	83.7	3:09.898		6	58.404		1:29.242	103.2	34.944	75.1	3:02.590	
3	53.874		1:29.018	89.0	36.678	88.5	2:59.570		7	1:05.601		1:37.768	68.7	In		3:36.632	P
4	52.593		1:25.298	103.1	33.046	95.2	2:50.937		8								

49 Peter Richards (E)							Clan Crusader										
Lap	Sect-1	Speed	Sect-2	Speed	Sect-3	Speed	Laptime	Pit	Lap	Sect-1	Speed	Sect-2	Speed	Sect-3	Speed	Laptime	Pit
1	2:00.132		3:12.084	34.2	In		6:17.864	P	2								

54 Darren Rayfield (I)							Lancia Monte Carlo										
Lap	Sect-1	Speed	Sect-2	Speed	Sect-3	Speed	Laptime	Pit	Lap	Sect-1	Speed	Sect-2	Speed	Sect-3	Speed	Laptime	Pit


55 Stephen Bellerby (B)							TVR 3000M										
Lap	Sect-1	Speed	Sect-2	Speed	Sect-3	Speed	Laptime	Pit	Lap	Sect-1	Speed	Sect-2	Speed	Sect-3	Speed	Laptime	Pit
1	56.912		1:37.283	101.1	36.038	90.0	3:10.233		5	53.706		1:27.570	106.0	31.855	98.9	2:53.131	
2	55.014		1:31.765	96.7	33.992	96.3	3:00.771		6	53.923		1:26.952	103.7	32.761	96.0	2:53.636	
3	54.770		1:29.386	94.1	32.716	100.1	2:56.872		7	52.902		1:25.991	106.5	31.997	97.1	2:50.890	
4	53.686		1:27.796	101.2	32.547	96.4	2:54.029		8								

57 Mark Oldfield (D)							Lancia Monte Carlo										
Lap	Sect-1	Speed	Sect-2	Speed	Sect-3	Speed	Laptime	Pit	Lap	Sect-1	Speed	Sect-2	Speed	Sect-3	Speed	Laptime	Pit
1	59.146		1:33.160	96.8	33.958	94.0	3:06.264		3	53.662		1:25.945	94.8	In		3:06.448	P
2	54.160		1:31.954	98.8	33.704	93.6	2:59.818		4								

61 Lawrence Alexander (I)							Alfa Romeo GTV										
Lap	Sect-1	Speed	Sect-2	Speed	Sect-3	Speed	Laptime	Pit	Lap	Sect-1	Speed	Sect-2	Speed	Sect-3	Speed	Laptime	Pit
1				101.1	33.903	93.2	3:07.154		5				101.8	30.854	96.1	2:53.839	
2				99.3	32.420	92.5	3:02.797		6				99.7	30.673	95.7	2:51.966	
3				100.8	32.203	96.1	2:55.947		7				99.7	31.850	90.5	2:54.862	
4				101.1	31.814	95.9	2:56.992		8								

65 Steve Cooke (C)							Lotus 7 S4										
Lap	Sect-1	Speed	Sect-2	Speed	Sect-3	Speed	Laptime	Pit	Lap	Sect-1	Speed	Sect-2	Speed	Sect-3	Speed	Laptime	Pit
1	58.794		1:29.739	96.3	35.954	93.4	3:04.487		5	51.161		1:24.131	109.5	29.401	107.5	2:44.693	
2	54.572		1:26.957	104.9	32.144	97.9	2:53.673		6	50.120		1:23.786	108.6	29.980	105.9	2:43.886	
3	51.851		1:23.934	108.8	31.216	104.1	2:47.001		7	50.835		1:23.167	107.4	29.238	106.4	2:43.240	
4	51.340		1:22.058	110.0	30.271	105.1	2:43.669		8								

68 John Wagstaff (D)							Alfa Romeo GTV										
Lap	Sect-1	Speed	Sect-2	Speed	Sect-3	Speed	Laptime	Pit	Lap	Sect-1	Speed	Sect-2	Speed	Sect-3	Speed	Laptime	Pit
1	1:01.715		1:35.547	92.8	34.759	89.7	3:12.021		5				103.9	31.580	95.0	2:56.413	
2				100.6	33.177	94.0	3:03.345		6	54.711		1:25.145	104.9	31.134	99.0	2:50.990	
3				91.2	32.617	95.0	3:00.070		7	1:05.295		1:51.271	60.6	In		3:47.292	P
4				104.7	31.693	97.3	2:55.169		8								



Session Start: 12:15:31 - Finish: 12:35:34
Weather/Track Conditions: Cloud / Dry
Circuit: Silverstone Historic Grand Prix
Track Length: 5.857 Km - 3.6394 miles

Silverstone International Trophy - 20 - 21 May 2017

HSCC 70's Road Sports

Qualifying for Race 5 - Sector Analysis

70 Steve Skipworth (C)							Lotus Europa										
Lap	Sect-1	Speed	Sect-2	Speed	Sect-3	Speed	Laptime	Pit	Lap	Sect-1	Speed	Sect-2	Speed	Sect-3	Speed	Laptime	Pit
1	58.812		1:31.418	101.1	32.058	98.0	3:02.288		5	52.992		1:27.422	99.9	31.026	103.2	2:51.440	
2	53.906		1:26.447	99.0	31.686	103.4	2:52.039		6	53.740		1:27.940	101.7	31.214	98.6	2:52.894	
3	52.722		1:27.170	97.3	31.231	101.3	2:51.123		7	53.350		1:24.825	99.9	30.374	102.3	2:48.549	
4	55.081		1:26.653	95.3	32.529	96.7	2:54.263		8								

72 Jim Dean (C)							Lotus Europa										
Lap	Sect-1	Speed	Sect-2	Speed	Sect-3	Speed	Laptime	Pit	Lap	Sect-1	Speed	Sect-2	Speed	Sect-3	Speed	Laptime	Pit
1	58.266		1:29.161	107.4	32.197	102.1	2:59.624		5	49.191		1:21.908	112.4	29.619	106.9	2:40.718	
2	49.306		1:21.159	108.6	30.477	106.8	2:40.942		6	49.556		1:21.750	113.9	29.458	105.9	2:40.764	
3	48.662		1:18.568	114.1	29.447	107.5	2:36.677		7	48.683		1:19.711	113.0	In		2:53.981	P
4	48.481		1:18.432	98.4	30.949	105.1	2:37.862		8								

73 Peter Sloan (D)							Alfa Romeo 2000 GTV										
Lap	Sect-1	Speed	Sect-2	Speed	Sect-3	Speed	Laptime	Pit	Lap	Sect-1	Speed	Sect-2	Speed	Sect-3	Speed	Laptime	Pit
1	1:00.706		1:37.751	98.3	33.596	90.1	3:12.053		5	53.862		1:28.449	104.7	31.775	94.9	2:54.086	
2	58.071		1:32.553	100.3	32.666	93.3	3:03.290		6	53.881		1:27.270	102.3	31.741	93.7	2:52.892	
3	54.676		1:29.481	101.1	32.286	93.7	2:56.443		7	53.643		1:27.647	101.1	31.814	94.4	2:53.104	
4	53.863		1:28.559	102.0	32.467	92.8	2:54.889		8								

74 Simon Adkins (D)							Alfa Romeo GTV										
Lap	Sect-1	Speed	Sect-2	Speed	Sect-3	Speed	Laptime	Pit	Lap	Sect-1	Speed	Sect-2	Speed	Sect-3	Speed	Laptime	Pit
1	1:01.965		1:42.175	85.9	36.140	85.9	3:20.280		4	1:03.056		1:41.362	79.0	35.036	85.9	3:19.454	
2	1:01.266		1:45.734	83.7	35.683	88.0	3:22.683		5	59.979		1:37.217	91.9	33.985	90.6	3:11.181	
3	1:02.092		1:46.104	82.7	38.280	81.1	3:26.476		6	59.664		1:35.355	90.4	33.926	91.2	3:08.945	


76 David Erwin (D)							Alfa Romeo 2000 GTV										
Lap	Sect-1	Speed	Sect-2	Speed	Sect-3	Speed	Laptime	Pit	Lap	Sect-1	Speed	Sect-2	Speed	Sect-3	Speed	Laptime	Pit
1				95.9	36.707	84.7	3:15.230		5				97.8	31.838	93.7	2:54.438	
2				96.6	33.403	91.3	3:02.802		6				99.1	31.551	93.0	2:52.032	
3				97.8	32.648	92.6	2:55.302		7				94.4	32.216	93.0	2:57.891	
4				97.5	33.635	92.2	2:58.883		8								

92 Brian Jarvis (D)							Porsche 924										
Lap	Sect-1	Speed	Sect-2	Speed	Sect-3	Speed	Laptime	Pit	Lap	Sect-1	Speed	Sect-2	Speed	Sect-3	Speed	Laptime	Pit
1	58.043		1:30.561	100.2	35.040	91.5	3:03.644		5	52.946		1:23.821	105.5	30.784	98.3	2:47.551	
2	54.200		1:25.796	105.0	32.878	94.6	2:52.874		6	52.274		1:23.253	102.6	31.025	97.4	2:46.552	
3	52.279		1:23.448	105.5	31.129	96.4	2:46.856		7	51.157		1:21.174	106.7	30.069	97.9	2:42.400	
4	51.570		1:23.768	99.9	31.570	97.0	2:46.908		8								

100 Drew Nicholson (I)							Alfa Romeo GTV / GT Junior										
Lap	Sect-1	Speed	Sect-2	Speed	Sect-3	Speed	Laptime	Pit	Lap	Sect-1	Speed	Sect-2	Speed	Sect-3	Speed	Laptime	Pit
1	1:01.968		1:37.192	90.7	35.517	89.5	3:14.677		5	57.255		1:31.270	99.4	32.285	93.4	3:00.810	
2	56.860		1:32.325	97.0	34.087	92.4	3:03.272		6	55.852		1:27.817	97.5	31.998	94.0	2:55.667	
3	55.777		1:29.648	100.8	33.020	92.5	2:58.445		7	1:21.720		1:30.570	94.8	31.972	92.4	3:24.262	
4	56.626		1:33.013	98.8	33.942	91.2	3:03.581		8								

112 Johan Denekamp (I)							Marcos 1800 GT										
Lap	Sect-1	Speed	Sect-2	Speed	Sect-3	Speed	Laptime	Pit	Lap	Sect-1	Speed	Sect-2	Speed	Sect-3	Speed	Laptime	Pit
1	59.295		1:31.239	96.0	33.568	94.1	3:04.102		5	53.146		1:26.950	100.6	32.107	93.6	2:52.203	
2	55.326		1:32.537	98.0	33.746	98.5	3:01.609		6	54.610		1:25.251	101.4	32.007	94.0	2:51.868	
3	53.707		1:25.137	101.5	31.727	96.6	2:50.571		7	52.831		1:25.304	101.1	31.531	94.5	2:49.666	
4	53.344		1:27.650	103.1	31.392	98.3	2:52.386		8								

131 Mark Bennett (A)							MGB										
Lap	Sect-1	Speed	Sect-2	Speed	Sect-3	Speed	Laptime	Pit	Lap	Sect-1	Speed	Sect-2	Speed	Sect-3	Speed	Laptime	Pit
1	57.775		1:32.530	91.3	34.078	96.3	3:04.383		5	50.989		1:24.910	102.8	30.289	105.6	2:46.188	
2	53.941		1:28.019	95.3	32.379	102.3	2:54.339		6	57.148		1:31.426	92.1	35.337	83.6	3:03.911	
3	52.241		1:24.099	107.0	30.416	105.1	2:46.756		7	55.926		1:30.644	105.2	29.806	99.8	2:56.376	
4	50.912		1:22.806	102.8	30.974	99.8	2:44.692		8								




Session Start: 12:15:31 - Finish: 12:35:34
Weather/Track Conditions: Cloud / Dry
Circuit: Silverstone Historic Grand Prix
Track Length: 5.857 Km - 3.6394 miles

Silverstone International Trophy - 20 - 21 May 2017

HSCC 70's Road Sports

Qualifying for Race 5 - Best Sector Times

SECTOR 1			SECTOR 2			SECTOR 3			IDEAL / BEST LAP COMPARISON						
NO	TIME	LAP	NO	TIME	LAP	NO	TIME	LAP	NO	NAME	BEST	IN	IDEAL	DIFF	
1	13	47.140	7	13	1:15.410	8	13	28.298	8	13	Michael Caine	2:30.888	8	2:30.848	+0.040
2	24	47.807	6	24	1:16.713	3	1	28.580	7	1	Julian Barter	2:33.673	7	2:33.664	+0.009
3	30	48.063	8	1	1:16.833	7	65	29.238	7	24	Charles Barter	2:33.870	6	2:33.823	+0.047
4	1	48.251	4	30	1:18.307	7	36	29.254	7	30	John Williams	2:36.529	7	2:36.115	+0.414
5	72	48.481	4	72	1:18.432	4	24	29.303	6	72	Jim Dean	2:36.677	3	2:36.360	+0.317
6	40	50.023	7	92	1:21.174	7	72	29.447	3	92	Brian Jarvis	2:42.400	7	2:42.400	+0.000
7	65	50.120	6	36	1:21.618	7	30	29.745	7	35	Robert Gate	2:42.523	7		+
8	15	50.842	6	15	1:21.873	5	131	29.806	7	36	Daniel Pickett	2:42.593	7	2:41.836	+0.757
9	131	50.912	4	65	1:22.058	4	40	29.815	5	40	Richard Attwood	2:42.715	7	2:42.301	+0.414
10	36	50.964	5	40	1:22.463	6	15	29.911	6	15	Charlie Ugo	2:42.796	5	2:42.626	+0.170
11	92	51.157	7	131	1:22.806	4	92	30.069	7	65	Steve Cooke	2:43.240	7	2:41.416	+1.824
12	12	52.056	7	70	1:24.825	7	35	30.325	6	131	Mark Bennett	2:44.692	4	2:43.524	+1.168
13	11	52.407	3	112	1:25.137	3	70	30.374	7	12	Neil Brown	2:48.439	6	2:48.280	+0.159
14	45	52.593	4	68	1:25.145	6	61	30.673	6	70	Steve Skpworth	2:48.549	7	2:47.921	+0.628
15	70	52.722	3	45	1:25.298	4	12	30.726	6	112	Johan Denekamp	2:49.666	7	2:49.360	+0.306
16	112	52.831	7	7	1:25.358	3	11	30.859	2	7	David Tomkinson	2:50.264	3	2:49.966	+0.298
17	55	52.902	7	12	1:25.498	7	33	30.886	7	11	Howard Payne	2:50.592	2	2:49.764	+0.828
18	4	52.976	7	27	1:25.634	4	68	31.134	6	4	Ken Rorrison	2:50.679	6	2:50.048	+0.631
19	33	53.163	5	4	1:25.775	6	27	31.142	6	33	Matt Nichols	2:50.787	7	2:50.466	+0.321
20	7	53.281	4	57	1:25.945	3	18	31.205	6	55	Stephen Bellerby	2:50.890	7	2:50.748	+0.142
21	18	53.327	6	55	1:25.991	7	4	31.297	6	45	Rupert Ashdown	2:50.937	4	2:50.122	+0.815
22	73	53.643	7	21	1:26.261	4	7	31.327	3	27	Chris Fisher	2:50.955	7	2:50.550	+0.405
23	57	53.662	3	33	1:26.417	6	16	31.389	7	68	John Wagstaff	2:50.990	6	2:50.990	+0.000
24	27	53.774	6	11	1:26.498	3	112	31.392	4	18	Martin Dyson	2:51.041	6	2:51.041	+0.000
25	16	54.130	6	18	1:26.509	6	76	31.551	6	61	Lawrence Alexander	2:51.966	6		+
26	21	54.562	4	73	1:27.270	6	73	31.741	6	76	David Erwin	2:52.032	6		+
27	68	54.711	6	100	1:27.817	6	55	31.855	5	73	Peter Sloan	2:52.892	6	2:52.654	+0.238
28	100	55.777	3	16	1:28.402	7	100	31.972	7	21	Will Morton	2:53.197	4	2:52.913	+0.284
29	28	57.565	6	28	1:30.124	6	21	32.090	6	16	Richard Grube	2:54.933	6	2:53.921	+1.012
30	54			74	1:35.355	6	45	32.231	5	100	Drew Nicholson	2:55.667	6	2:55.566	+0.101
31	74	59.664	6	14	1:39.669	3	28	32.711	6	57	Mark Oldfield	2:59.818	2	2:53.311	+6.507
32	14	1:01.464	3	49	3:12.084	1	57	33.704	2	28	Chris Baines	3:00.400	6	3:00.400	+0.000
33	49	2:00.132	1	20			74	33.926	6	74	Simon Adkins	3:08.945	6	3:08.945	+0.000
34	20			35			14	35.424	6	14	Chris Baxter	3:16.924	3	3:16.557	+0.367
35	35			54			20			49	Peter Richards				+
36	61			61			49			54	Darren Rayfield				+
37	76			76			54								



Session Start: 12:15:31 - Finish: 12:35:34

Weather/Track Conditions: Cloud / Dry

Circuit: Silverstone Historic Grand Prix

Track Length: 5.857 Km - 3.6394 miles




Silverstone International Trophy - 20 - 21 May 2017

HSCC 70's Road Sports

Qualifying for Race 5 - Best Sector Speeds

	NO	SECTOR 1	MPH	NO	SECTOR 2	MPH	NO	SECTOR 3	MPH
1		NO SPEED TRAP		13	Michael Caine	121.4	13	Michael Caine	112.0
2				1	Julian Barter	117.3	35	Robert Gate	110.7
3				40	Richard Attwood	116.7	40	Richard Attwood	108.7
4				30	John Williams	115.9	65	Steve Cooke	107.5
5				24	Charles Barter	115.1	72	Jim Dean	107.5
6				72	Jim Dean	114.1	24	Charles Barter	106.6
7				36	Daniel Pickett	113.9	36	Daniel Pickett	106.6
8				33	Matt Nichols	110.2	1	Julian Barter	106.2
9				65	Steve Cooke	110.0	131	Mark Bennett	105.6
10				12	Neil Brown	107.9	30	John Williams	104.6
11				15	Charlie Ugo	107.2	15	Charlie Ugo	103.4
12				35	Robert Gate	107.2	70	Steve Skjorth	103.4
13				131	Mark Bennett	107.0	33	Matt Nichols	103.1
14				92	Brian Jarvis	106.7	12	Neil Brown	102.1
15				55	Stephen Bellerby	106.5	11	Howard Payne	101.8
16				68	John Wagstaff	104.9	55	Stephen Bellerby	100.1
17				18	Martin Dyson	104.7	68	John Wagstaff	99.0
18				73	Peter Sloan	104.7	112	Johan Denekamp	98.5
19				16	Richard Grube	104.4	92	Brian Jarvis	98.3
20				45	Rupert Ashdown	103.2	16	Richard Grube	96.7
21				112	Johan Denekamp	103.1	18	Martin Dyson	96.6
22				4	Ken Rorrison	102.9	61	Lawrence Alexander	96.1
23				61	Lawrence Alexander	101.8	4	Ken Rorrison	95.9
24				70	Steve Skjorth	101.7	21	Will Morton	95.6
25				21	Will Morton	100.8	45	Rupert Ashdown	95.2
26				100	Drew Nicholson	100.8	28	Chris Baines	95.0
27				28	Chris Baines	100.6	73	Peter Sloan	94.9
28				7	David Tomkinson	99.6	57	Mark Oldfield	94.0
29				11	Howard Payne	99.4	100	Drew Nicholson	94.0
30				76	David Erwin	99.1	76	David Erwin	93.7
31				57	Mark Oldfield	98.8	7	David Tomkinson	93.0
32				27	Chris Fisher	98.1	27	Chris Fisher	91.5
33				14	Chris Baxter	94.5	74	Simon Adkins	91.2
34				74	Simon Adkins	91.9	14	Chris Baxter	87.9
35				49	Peter Richards	34.2	54	Darren Rayfield	78.1
36				20	Mark Leverett	0.0	49	Peter Richards	50.0
37				54	Darren Rayfield	0.0	20	Mark Leverett	0.0



Session Start: 12:15:31 - Finish: 12:35:34
Weather/Track Conditions: Cloud / Dry
Circuit: Silverstone Historic Grand Prix
Track Length: 5.857 Km - 3.6394 miles

Silverstone International Trophy - 20 - 21 May 2017

HSCC 70's Road Sports

Race 5 - Starting Grid

Sheet No:

Start Time : 16:40 - Heat Duration : 20 Minutes

18	36	54 Darren Rayfield	35	49 Peter Richards
17	34	14 Chris Baxter	33	74 Simon Adkins
16	32	28 Chris Baines	31	57 Mark Oldfield
15	30	100 Drew Nicholson	29	16 Richard Grube
14	28	21 Will Morton	27	73 Peter Sloan
13	26	76 David Erwin	25	61 Lawrence Alexander
12	24	18 Martin Dyson	23	68 John Wagstaff
11	22	27 Chris Fisher	21	45 Rupert Ashdown
10	20	55 Stephen Bellerby	19	33 Matt Nichols
9	18	4 Ken Rorrison	17	11 Howard Payne
8	16	7 David Tomkinson	15	112 Johan Denekamp
7	14	70 Steve Skipworth	13	12 Neil Brown
6	12	137 Mark Bennett	11	65 Steve Cooke
5	10	15 Charlie Ugo	9	40 Richard Attwood
4	8	36 Daniel Pickett	7	35 Robert Gate
3	6	92 Brian Jarvis	5	72 Jim Dean
2	4	30 John Williams	3	24 Charles Barber
1	2	1 Julian Barber	1	13 Michael Caine

Pole Left

ROW



These results are provisional until the conclusion of any judicial and technical matters.

Circuit: Silverstone Historic Grand Prix

Track Length: 5.857 Km - 3.6394 miles

Clerk of the Course:

Julian Floyd

Timekeeper:

Nick Palmer

Issued at:

Silverstone International Trophy - 20 - 21 May 2017

HSCC Classic Formula 3 supported by MB Racing Wheels Inc. URS Classic FF2000
Qualifying for Race 6 - Classification

Sheet No:

POS	NO	DRIVER/S	CLASS		CAR MAKE / MODEL	TIME	ON	LAPS	GAP	DIFF	MPH
			CLASS	POS							
1	7	Richard Trott	A	1	Chevron B43	2:09.824	8	9			100.92
2	1	Simon Jackson	A	2	Chevron B43	2:10.252	7	9	0.428	0.428	100.59
3	3	David Shaw	A	3	Ralt RT1	2:10.332	8	9	0.508	0.080	100.53
4	82	Paul Smith	A	4	Ralt RT3	2:12.065	5	8	2.241	1.733	99.21
5	17	Keith White	A	5	Ralt RT1	2:12.574	9	9	2.750	0.509	98.83
6	35	Marc Mercer	URA	1	Van Diemen RF82	2:12.654	7	8	2.830	0.080	98.77
7	97	Benjamin Tusting	A	6	Martini MK37	2:12.659	5	8	2.835	0.005	98.76
8	20	Gaius Ghinn	A	7	Ralt RT3	2:13.310	4	9	3.486	0.651	98.28
9	76	Anthony Hancock	URA	2	Van Diemen RF82	2:13.452	4	9	3.628	0.142	98.18
10	18	Tom Smith	URB	1	Royale RP27	2:13.832	7	8	4.008	0.380	97.90
11	8	David Thorburn	A	8	Ralt RT3	2:14.035	9	9	4.211	0.203	97.75
12	38	Hugh Price	A	9	Chevron B38	2:14.073	6	8	4.249	0.038	97.72
13	77	Ian Flux	A	10	March 783	2:14.916	2	5	5.092	0.843	97.11
14	22	Jon Finch	URA	3	Van Diemen RF82	2:15.261	7	9	5.437	0.345	96.86
15	147	Louis Hanjoul	A	11	Argo JM1	2:16.300	9	9	6.476	1.039	96.12
16	75	Adrian Langridge	B	1	Dastle Mk10	2:16.777	7	9	6.953	0.477	95.79
17	12	Drew Cameron	URA	4	Van Diemen RF83	2:17.060	6	9	7.236	0.283	95.59
18	27	Glenn Eagling	B	2	Ensign 73-F3-17	2:18.190	7	8	8.366	1.130	94.81
19	93	Rudolf Ernst	A	12	Ralt RT1	2:18.285	6	9	8.461	0.095	94.74
20	50	Clive Wood	URA	5	Van Diemen RF82	2:19.220	9	9	9.396	0.935	94.11
21	120	Harry Bishop	URA	6	Crossle 56F	2:19.651	7	8	9.827	0.431	93.82
22	70	Richard Smeeton	A	13	Modus M1	2:20.467	8	9	10.643	0.816	93.27
23	31	Stephen Pegram	A	14	Ralt RT1	2:22.205	1	1	12.381	1.738	92.13
24	11	Stuart Boyer	URA	7	Van Diemen RF82	2:23.683	5	8	13.859	1.478	91.19
25	98	Rodney Toft	URA	8	Van Diemen RF82	2:24.003	6	8	14.179	0.320	90.98
26	78	Jeremy Caine	URB	2	Lola T580	2:25.031	8	8	15.207	1.028	90.34
27	47	Andy Langridge	B	3	March 733	2:25.618	6	8	15.794	0.587	89.97
28	44	Paul Tonkin	B	4	Brabham BT41	2:27.499	7	8	17.675	1.881	88.83
29	36	David Karaskas	URA	9	Crossle 51F	2:31.649	2	3	21.825	4.150	86.40
30	34	Peter Finnigan	URA	10	Van Diemen RF82	2:36.535	6	8	26.711	4.886	83.70

Car 20 - four quickest qualifying times disallowed - Regulation Q.14.4.2 refers.

Car 97 requires a working transponder - Regulation Q.12.2.1 refers.

A 30 second penalty will be applied if not working in the race.

Session Start: 13:20:20 - Finish: 13:40:22

Weather/Track Conditions: Cloud / Dry

Circuit: Silverstone Historic Grand Prix

Track Length: 5.857 Km - 3.6394 miles

These results are provisional until the conclusion of any judicial and technical matters.

Clerk of the Course:

Julian Floyd

Timekeeper:

Nick Palmer

Issued at:

Silverstone International Trophy - 20 - 21 May 2017

HSCC Classic Formula 3 supported by MB Racing Wheels Inc. URS Classic FF2000 Qualifying for Race 6 - Sector Analysis

1 Simon Jackson (A)							Chevron B43										
lap	Sect-1	Speed	Sect-2	Speed	Sect-3	Speed	Laptime	Pit	lap	Sect-1	Speed	Sect-2	Speed	Sect-3	Speed	Laptime	Pit
1	44.151		1:08.044	125.7	25.346	118.3	2:17.541		6	41.094		1:09.199	120.7	25.904	119.4	2:16.197	
2	41.865		1:06.527	126.6	24.593	119.1	2:12.985		7	40.666		1:05.093	126.4	24.493	120.0	2:10.252	
3	41.406		1:05.933	125.2	24.707	117.2	2:12.046		8	40.672		1:33.668	105.4	26.031	119.8	2:40.371	
4	40.736		1:04.867	125.2	24.659	119.4	2:10.262		9	40.629		1:05.202	125.4	24.728	119.6	2:10.559	
5	40.840		1:05.850	125.4	24.696	119.8	2:11.386		10								

3 David Shaw (A)							Ralt RT1										
lap	Sect-1	Speed	Sect-2	Speed	Sect-3	Speed	Laptime	Pit	lap	Sect-1	Speed	Sect-2	Speed	Sect-3	Speed	Laptime	Pit
1	44.222		1:08.958	122.7	25.624	115.2	2:18.804		6	40.687		1:09.840	116.3	25.972	119.4	2:16.499	
2	43.261		1:06.999	123.6	25.154	118.5	2:15.414		7	41.478		1:09.804	124.5	25.347	120.0	2:16.629	
3	41.656		1:05.907	125.7	24.659	118.7	2:12.222		8	40.564		1:05.293	127.1	24.475	119.1	2:10.332	
4	41.213		1:08.677	94.8	27.187	118.7	2:17.077		9	41.511		1:04.426	126.1	24.584	118.9	2:10.521	
5	40.921		1:05.039	125.7	24.522	119.1	2:10.482		10								

7 Richard Trott (A)							Chevron B43										
lap	Sect-1	Speed	Sect-2	Speed	Sect-3	Speed	Laptime	Pit	lap	Sect-1	Speed	Sect-2	Speed	Sect-3	Speed	Laptime	Pit
1	45.514		1:08.895	123.8	25.165	118.7	2:19.574		6	41.704		1:05.049	124.5	25.019	117.9	2:11.772	
2	41.933		1:05.561	125.7	24.821	118.1	2:12.315		7	40.624		1:04.841	124.3	24.526	117.0	2:09.991	
3	41.545		1:05.470	124.5	24.596	118.7	2:11.611		8	40.663		1:04.713	126.1	24.448	118.3	2:09.824	
4	41.022		1:04.849	124.7	24.559	118.3	2:10.430		9	40.915		1:23.376	65.9	In		2:50.648	P
5	41.026		1:04.881	124.5	24.510	118.5	2:10.417		10								


8 David Thorburn (A)							Ralt RT3										
lap	Sect-1	Speed	Sect-2	Speed	Sect-3	Speed	Laptime	Pit	lap	Sect-1	Speed	Sect-2	Speed	Sect-3	Speed	Laptime	Pit
1	46.414		1:10.670	122.2	25.716	115.8	2:22.800		6	41.492		1:08.353	123.6	25.807	115.6	2:15.652	
2	42.737		1:08.071	123.4	25.849	115.8	2:16.657		7	41.746		1:08.436	123.6	25.549	115.8	2:15.731	
3	42.566		1:07.375	121.4	25.710	115.0	2:15.651		8	41.711		1:07.565	124.0	25.448	115.4	2:14.724	
4	42.080		1:07.609	122.0	25.318	116.0	2:15.007		9	41.761		1:07.119	123.1	25.155	116.2	2:14.035	
5	41.612		1:07.223	122.7	25.335	115.6	2:14.170		10								

11 Stuart Boyer (URA)							Van Diemen RF82										
lap	Sect-1	Speed	Sect-2	Speed	Sect-3	Speed	Laptime	Pit	lap	Sect-1	Speed	Sect-2	Speed	Sect-3	Speed	Laptime	Pit
1	49.166		1:16.931	108.9	27.553	110.7	2:33.650		5	44.869		1:12.032	117.9	26.782	111.1	2:23.683	
2	45.698		1:15.405	116.3	26.681	110.5	2:27.784		6	44.895		1:12.903	116.7	26.652	111.3	2:24.450	
3	45.813		1:13.498	115.5	26.902	110.5	2:26.213		7	44.162		1:13.572	116.7	26.541	112.0	2:24.275	
4	46.544		1:13.856	116.1	26.517	111.3	2:26.917		8	44.660		1:14.584	115.1	26.639	110.9	2:25.883	

12 Drew Cameron (URA)							Van Diemen RF83										
lap	Sect-1	Speed	Sect-2	Speed	Sect-3	Speed	Laptime	Pit	lap	Sect-1	Speed	Sect-2	Speed	Sect-3	Speed	Laptime	Pit
1	46.622		1:10.351	116.1	26.518	111.1	2:23.491		6	42.814		1:08.241	116.3	26.005	111.7	2:17.060	
2	43.937		1:09.782	117.3	26.216	111.1	2:19.935		7	43.031		1:08.602	117.3	25.914	111.7	2:17.547	
3	43.602		1:09.190	116.1	25.952	111.1	2:18.744		8	43.889		1:08.087	116.9	25.742	111.7	2:17.718	
4	43.142		1:09.144	116.3	26.002	108.9	2:18.288		9	42.419		1:09.655	117.9	25.749	112.0	2:17.823	
5	43.132		1:08.419	116.1	25.975	111.5	2:17.526		10								

17 Keith White (A)							Ralt RT1										
lap	Sect-1	Speed	Sect-2	Speed	Sect-3	Speed	Laptime	Pit	lap	Sect-1	Speed	Sect-2	Speed	Sect-3	Speed	Laptime	Pit
1	46.193		1:10.175	122.7	25.654	117.6	2:22.022		6	41.599		1:06.559	124.0	25.001	118.7	2:13.159	
2	42.836		1:10.842	122.7	25.704	118.5	2:19.382		7	42.983		1:06.244	125.2	25.963	115.0	2:15.190	
3	42.084		1:07.540	124.3	24.748	118.9	2:14.372		8	41.872		1:07.707	123.8	24.879	117.9	2:14.458	
4	42.110		1:06.502	124.3	24.576	119.4	2:13.188		9	41.392		1:06.379	125.2	24.803	118.5	2:12.574	
5	41.891		1:07.299	123.6	24.786	118.9	2:13.976		10								

18 Tom Smith (URB)							Royale RP27										
lap	Sect-1	Speed	Sect-2	Speed	Sect-3	Speed	Laptime	Pit	lap	Sect-1	Speed	Sect-2	Speed	Sect-3	Speed	Laptime	Pit
1		Out	In	116.9	In		2:31.733	P	5	42.312		1:06.579	119.2	25.434	112.4	2:14.325	
2			1:08.414	117.9	26.149	112.0	4:45.440	P	6	42.188		1:06.403	119.4	25.257	112.6	2:13.848	
3	42.961		1:07.160	117.9	25.827	112.6	2:15.948		7	41.510		1:07.142	118.4	25.180	112.8	2:13.832	
4	42.858		1:06.941	118.8	25.439	112.8	2:15.238		8	41.598		1:07.027	118.8	25.211	112.8	2:13.836	



Session Start: 13:20:20 - Finish: 13:40:22
Weather/Track Conditions: Cloud / Dry
Circuit: Silverstone Historic Grand Prix
Track Length: 5.857 Km - 3.6394 miles

Silverstone International Trophy - 20 - 21 May 2017

HSCC Classic Formula 3 supported by MB Racing Wheels Inc. URS Classic FF2000 Qualifying for Race 6 - Sector Analysis

20 Gaius Ghinn (A)							Ralt RT3										
lap	Sect-1	Speed	Sect-2	Speed	Sect-3	Speed	Laptime	Pit	lap	Sect-1	Speed	Sect-2	Speed	Sect-3	Speed	Laptime	Pit
1	46.437		1:10.866	125.0	25.502	118.9	2:22.805		6	41.090		1:07.769	126.9	24.337	120.2	2:13.196	
2	42.361		1:08.087	126.6	25.060	119.8	2:15.508		7	41.144		1:06.010	127.3	24.303	119.8	2:11.457	
3	42.059		1:07.418	126.9	24.572	119.6	2:14.049		8	40.843		1:05.837	127.6	24.574	119.1	2:11.254	
4	41.609		1:07.257	125.4	24.444	119.4	2:13.310		9	41.037		1:07.142	125.2	In		2:19.483	P
5	41.417		1:05.877	125.9	24.273	119.8	2:11.567		10								

22 Jon Finch (URA)							Van Diemen RF82										
lap	Sect-1	Speed	Sect-2	Speed	Sect-3	Speed	Laptime	Pit	lap	Sect-1	Speed	Sect-2	Speed	Sect-3	Speed	Laptime	Pit
1	46.631		1:11.707	115.5	26.740	110.9	2:25.078		6	42.822		1:07.471	116.3	25.679	110.5	2:15.972	
2	43.662		1:09.900	117.1	25.998	110.3	2:19.560		7	42.451		1:07.385	117.9	25.425	111.3	2:15.261	
3	43.116		1:24.521	113.4	26.648	111.1	2:34.285		8	42.437		1:07.856	116.7	25.658	110.3	2:15.951	
4	43.185		1:09.250	116.7	25.693	111.3	2:18.128		9	42.373		1:07.491	117.7	25.545	111.3	2:15.409	
5	43.025		1:07.846	116.5	25.643	111.5	2:16.514		10								

27 Glenn Eagling (B)							Ensign 73-F3-17										
lap	Sect-1	Speed	Sect-2	Speed	Sect-3	Speed	Laptime	Pit	lap	Sect-1	Speed	Sect-2	Speed	Sect-3	Speed	Laptime	Pit
1	49.529		1:14.942	111.8	26.929	108.3	2:31.400		5	44.132		1:09.548	114.1	25.522	109.6	2:19.202	
2	45.177		1:13.802	113.2	25.988	109.2	2:24.967		6	43.957		1:09.333	114.1	25.549	110.3	2:18.839	
3	44.211		1:10.078	113.7	25.840	109.4	2:20.129		7	43.421		1:09.056	115.1	25.713	110.2	2:18.190	
4	43.684		1:09.393	113.4	25.755	110.0	2:18.832		8	47.171		1:30.332	61.5	In		2:59.804	P

31 Stephen Pegram (A)							Ralt RT1										
lap	Sect-1	Speed	Sect-2	Speed	Sect-3	Speed	Laptime	Pit	lap	Sect-1	Speed	Sect-2	Speed	Sect-3	Speed	Laptime	Pit
1	46.775		1:09.785	119.6	25.645	114.6	2:22.205		2								


34 Peter Finnigan (URA)							Van Diemen RF82										
lap	Sect-1	Speed	Sect-2	Speed	Sect-3	Speed	Laptime	Pit	lap	Sect-1	Speed	Sect-2	Speed	Sect-3	Speed	Laptime	Pit
1	51.760		1:20.804	112.2	29.512	104.4	2:42.076		5	49.796		1:20.143	113.6	28.701	100.1	2:38.640	
2	49.349		1:21.267	107.0	29.065	108.7	2:39.681		6	49.449		1:18.591	107.5	28.495	109.6	2:36.535	
3	49.703		1:21.296	106.9	28.611	108.9	2:39.610		7	48.409		1:20.265	110.2	28.442	109.4	2:37.116	
4	49.645		1:21.170	106.9	28.730	109.4	2:39.545		8	48.354		1:20.219	105.0	28.784	109.1	2:37.357	

35 Marc Mercer (URA)							Van Diemen RF82										
lap	Sect-1	Speed	Sect-2	Speed	Sect-3	Speed	Laptime	Pit	lap	Sect-1	Speed	Sect-2	Speed	Sect-3	Speed	Laptime	Pit
1	44.666		1:08.194	116.7	26.133	110.7	2:18.993		5	42.017		1:06.572	117.1	25.159	111.7	2:13.748	
2	42.611		1:14.099	117.1	25.725	111.5	2:22.435		6	41.846		1:06.487	117.3	25.114	111.8	2:13.447	
3	42.546		1:07.355	116.9	25.226	112.4	2:15.127		7	41.726		1:06.103	117.9	24.825	112.4	2:12.654	
4	42.278		1:06.653	117.1	25.403	112.0	2:14.334		8	41.598		1:06.984	117.3	In		2:22.835	P

36 David Karaskas (URA)							Crossle 51F										
lap	Sect-1	Speed	Sect-2	Speed	Sect-3	Speed	Laptime	Pit	lap	Sect-1	Speed	Sect-2	Speed	Sect-3	Speed	Laptime	Pit
1	50.890		1:18.117	113.4	27.901	108.7	2:36.908		3	46.907		1:14.467	110.4	In		2:53.555	P
2	48.638		1:15.692	113.4	27.319	108.5	2:31.649		4								

38 Hugh Price (A)							Chevron B38										
lap	Sect-1	Speed	Sect-2	Speed	Sect-3	Speed	Laptime	Pit	lap	Sect-1	Speed	Sect-2	Speed	Sect-3	Speed	Laptime	Pit
1	45.983		1:12.233	121.8	25.528	115.4	2:23.744		5	42.340		1:07.705	123.1	25.074	116.4	2:15.119	
2	42.402		1:07.889	123.1	25.101	115.8	2:15.392		6	41.859		1:06.770	124.5	25.444	111.7	2:14.073	
3	41.935		1:07.980	123.4	24.948	116.6	2:14.863		7	41.884		1:08.151	125.4	25.527	115.8	2:15.562	
4	41.880		1:07.865	123.1	25.116	113.8	2:14.861		8	44.822		1:24.813	106.0	In		2:46.888	P

44 Paul Tonkin (B)							Brabham BT41										
lap	Sect-1	Speed	Sect-2	Speed	Sect-3	Speed	Laptime	Pit	lap	Sect-1	Speed	Sect-2	Speed	Sect-3	Speed	Laptime	Pit
1	51.454		1:23.045	112.0	27.841	106.9	2:42.340		5	45.873		1:14.830	114.1	26.972	107.5	2:27.675	
2	47.336		1:18.378	115.1	27.777	106.9	2:33.491		6	46.471		1:15.536	109.5	27.249	108.9	2:29.256	
3	46.709		1:15.425	113.9	27.428	105.9	2:29.562		7	45.621		1:14.629	114.9	27.249	109.6	2:27.499	
4	47.359		1:16.063	113.2	27.127	106.4	2:30.549		8	47.187		1:15.763	114.3	27.427	109.1	2:30.377	



Session Start: 13:20:20 - Finish: 13:40:22
Weather/Track Conditions: Cloud / Dry
Circuit: Silverstone Historic Grand Prix
Track Length: 5.857 Km - 3.6394 miles

Silverstone International Trophy - 20 - 21 May 2017

HSCC Classic Formula 3 supported by MB Racing Wheels Inc. URS Classic FF2000 Qualifying for Race 6 - Sector Analysis

47 Andy Langridge (B)							March 733										
Lap	Sect-1	Speed	Sect-2	Speed	Sect-3	Speed	Laptime	Pit	Lap	Sect-1	Speed	Sect-2	Speed	Sect-3	Speed	Laptime	Pit
1	48.805		1:16.107	111.1	27.226	106.4	2:32.138		5	45.617		1:14.697	112.0	27.134	106.2	2:27.448	
2	46.485		1:16.472	111.8	26.843	107.8	2:29.800		6	45.255		1:13.554	112.2	26.809	106.8	2:25.618	
3	45.549		1:15.995	112.6	27.933	107.6	2:29.477		7	45.398		1:13.006	112.6	27.961	107.1	2:26.365	
4	45.683		1:14.015	112.0	26.889	106.1	2:26.587		8	45.219		1:15.225	96.8	29.289	103.9	2:29.733	

50 Clive Wood (URA)							Van Diemen RF82										
Lap	Sect-1	Speed	Sect-2	Speed	Sect-3	Speed	Laptime	Pit	Lap	Sect-1	Speed	Sect-2	Speed	Sect-3	Speed	Laptime	Pit
1	51.543		1:21.405	106.4	27.902	110.7	2:40.850		6	44.141		1:09.975	116.9	26.502	110.7	2:20.618	
2	47.111		1:13.245	117.1	26.275	111.1	2:26.631		7	44.270		1:10.139	116.9	26.090	111.7	2:20.499	
3	44.916		1:11.779	116.5	26.104	111.3	2:22.799		8	43.996		1:09.863	117.5	25.834	111.5	2:19.693	
4	44.472		1:10.841	116.1	26.050	111.1	2:21.363		9	43.992		1:09.377	117.3	25.851	111.5	2:19.220	
5	44.289		1:10.951	116.3	26.602	111.8	2:21.842		10								

70 Richard Smeeton (A)							Modus M1										
Lap	Sect-1	Speed	Sect-2	Speed	Sect-3	Speed	Laptime	Pit	Lap	Sect-1	Speed	Sect-2	Speed	Sect-3	Speed	Laptime	Pit
1	48.858		1:18.983	119.4	26.797	112.8	2:34.638		6	44.085		1:10.253	122.9	26.419	115.2	2:20.757	
2	45.905		1:11.892	122.5	26.017	114.6	2:23.814		7	47.196		1:10.782	123.1	26.254	114.2	2:24.232	
3	44.822		1:11.095	121.6	26.982	113.6	2:22.899		8	43.959		1:09.977	123.8	26.531	111.8	2:20.467	
4	44.377		1:10.246	122.2	26.390	112.8	2:21.013		9	44.406		1:10.547	122.5	26.133	113.2	2:21.086	
5	45.295		1:12.911	120.5	26.629	113.4	2:24.835		10								


75 Adrian Langridge (B)							Dastle Mk10										
Lap	Sect-1	Speed	Sect-2	Speed	Sect-3	Speed	Laptime	Pit	Lap	Sect-1	Speed	Sect-2	Speed	Sect-3	Speed	Laptime	Pit
1	48.268		1:16.259	113.9	27.163	108.5	2:31.690		6	43.009		1:08.971	116.5	25.652	110.2	2:17.632	
2	46.220		1:14.266	115.5	26.499	109.6	2:26.985		7	42.806		1:08.348	116.9	25.623	110.3	2:16.777	
3	44.112		1:10.442	115.7	26.154	109.2	2:20.708		8	42.553		1:08.324	116.5	25.921	110.5	2:16.798	
4	42.946		1:08.887	115.3	25.942	109.6	2:17.775		9	42.604		1:09.726	115.9	27.974	110.7	2:20.304	
5	43.256		1:08.973	115.5	25.948	109.6	2:18.177		10								

76 Anthony Hancock (URA)							Van Diemen RF82										
Lap	Sect-1	Speed	Sect-2	Speed	Sect-3	Speed	Laptime	Pit	Lap	Sect-1	Speed	Sect-2	Speed	Sect-3	Speed	Laptime	Pit
1	47.349		1:11.613	116.9	25.339	113.4	2:24.301		6	41.864		1:06.449	120.5	25.396	115.0	2:13.709	
2	44.408		1:07.795	119.6	25.355	112.8	2:17.558		7	41.461		1:08.542	120.5	25.137	114.6	2:15.140	
3	41.959		1:07.181	119.6	25.018	113.6	2:14.158		8	42.969		1:06.097	120.5	25.182	113.4	2:14.248	
4	41.746		1:06.525	119.2	25.181	113.6	2:13.452		9	41.144		1:07.662	120.3	25.275	113.2	2:14.081	
5	41.496		1:06.956	119.6	25.409	114.0	2:13.861		10								

77 Ian Flux (A)							March 783										
Lap	Sect-1	Speed	Sect-2	Speed	Sect-3	Speed	Laptime	Pit	Lap	Sect-1	Speed	Sect-2	Speed	Sect-3	Speed	Laptime	Pit
1	43.219		1:08.196	121.6	25.287	116.4	2:16.702		4	Out		1:07.640	123.6	25.430	116.4	9:52.189	P
2	42.357		1:07.416	119.2	25.143	113.2	2:14.916		5	41.856		1:07.278	119.4	In		2:23.191	P
3	55.289		1:29.430	86.8	In		3:05.207	P	6								

78 Jeremy Caine (URB)							Lola T580										
Lap	Sect-1	Speed	Sect-2	Speed	Sect-3	Speed	Laptime	Pit	Lap	Sect-1	Speed	Sect-2	Speed	Sect-3	Speed	Laptime	Pit
1	50.116		1:18.117	116.5	27.812	108.5	2:36.045		5	47.022		1:13.843	117.3	27.599	110.0	2:28.464	
2	46.336		1:16.588	116.9	27.917	108.0	2:30.841		6	45.292		1:14.824	118.1	27.454	110.7	2:27.570	
3	46.419		1:15.338	116.9	28.016	106.9	2:29.773		7	45.267		1:13.719	117.9	27.233	109.8	2:26.219	
4	45.799		1:13.526	118.4	27.365	111.7	2:26.690		8	44.657		1:13.098	118.1	27.276	110.9	2:25.031	

82 Paul Smith (A)							Ralt RT3										
Lap	Sect-1	Speed	Sect-2	Speed	Sect-3	Speed	Laptime	Pit	Lap	Sect-1	Speed	Sect-2	Speed	Sect-3	Speed	Laptime	Pit
1	45.011		1:09.455	122.0	25.340	118.3	2:19.806		5	40.894		1:06.179	124.3	24.992	118.3	2:12.065	
2	41.883		1:07.782	123.1	24.866	117.9	2:14.531		6	40.872		1:07.013	124.0	25.721	117.9	2:13.606	
3	41.812		1:05.873	124.0	25.088	118.3	2:12.773		7	41.323		1:07.721	125.2	24.873	119.6	2:13.917	
4	41.456		1:05.857	124.0	24.898	118.5	2:12.211		8	42.391		1:08.296	125.2	In		2:30.981	P



Session Start: 13:20:20 - Finish: 13:40:22
Weather/Track Conditions: Cloud / Dry
Circuit: Silverstone Historic Grand Prix
Track Length: 5.857 Km - 3.6394 miles

Silverstone International Trophy - 20 - 21 May 2017

HSCC Classic Formula 3 supported by MB Racing Wheels Inc. URS Classic FF2000 Qualifying for Race 6 - Sector Analysis


93 Rudolf Ernst (A)							Ralt RT1										
Lap	Sect-1	Speed	Sect-2	Speed	Sect-3	Speed	Laptime	Pit	Lap	Sect-1	Speed	Sect-2	Speed	Sect-3	Speed	Laptime	Pit
1	50.193		1:16.776	118.8	26.956	115.4	2:33.925		6	43.160		1:09.341	124.0	25.784	118.1	2:18.285	
2	46.114		1:12.135	123.4	25.900	116.6	2:24.149		7	43.124		1:10.110	121.6	25.921	116.4	2:19.155	
3	43.866		1:13.752	123.6	26.089	116.6	2:23.707		8	43.218		1:13.484	120.7	25.836	117.9	2:22.538	
4	44.590		1:10.871	124.7	25.954	116.4	2:21.415		9	43.158		1:10.113	124.5	25.968	117.9	2:19.239	
5	43.808		1:09.693	123.8	25.809	117.0	2:19.310		10								

97 Benjamin Tusting (A)							Martini MK37										
Lap	Sect-1	Speed	Sect-2	Speed	Sect-3	Speed	Laptime	Pit	Lap	Sect-1	Speed	Sect-2	Speed	Sect-3	Speed	Laptime	Pit
1							2:21.338		5							2:12.659	
2							2:15.125		6							2:12.786	
3							2:13.723		7							2:16.691	
4					109.2		2:13.471		8							2:12.866	

98 Rodney Toft (URA)							Van Diemen RF82										
Lap	Sect-1	Speed	Sect-2	Speed	Sect-3	Speed	Laptime	Pit	Lap	Sect-1	Speed	Sect-2	Speed	Sect-3	Speed	Laptime	Pit
1	50.128		1:19.421	114.3	27.850	109.8	2:37.399		5	45.466		1:12.972	115.9	26.798	111.1	2:25.236	
2	47.329		1:15.254	115.3	27.245	111.1	2:29.828		6	44.946		1:12.210	116.3	26.847	110.2	2:24.003	
3	46.761		1:14.883	115.3	27.080	110.5	2:28.724		7	44.526		1:12.393	115.7	27.158	107.1	2:24.077	
4	46.004		1:13.137	114.9	26.912	110.5	2:26.053		8	44.938		1:12.455	114.5	27.350	109.1	2:24.743	

120 Harry Bishop (URA)							Crossle 56F										
Lap	Sect-1	Speed	Sect-2	Speed	Sect-3	Speed	Laptime	Pit	Lap	Sect-1	Speed	Sect-2	Speed	Sect-3	Speed	Laptime	Pit
1	49.282		1:32.486	94.1	27.561	106.9	2:49.329		5	45.657		1:10.967	113.7	26.200	108.3	2:22.824	
2	45.597		1:12.486	114.3	26.249	108.5	2:24.332		6	44.377		1:09.791	113.9	26.220	106.9	2:20.388	
3	44.859		1:10.436	112.6	26.327	108.3	2:21.622		7	44.221		1:09.413	113.4	26.017	108.0	2:19.651	
4	45.355		1:12.394	113.9	26.586	108.3	2:24.335		8	44.228		1:09.783	114.3	25.964	108.5	2:19.975	

147 Louis Hanjoul (A)							Argo JM1										
Lap	Sect-1	Speed	Sect-2	Speed	Sect-3	Speed	Laptime	Pit	Lap	Sect-1	Speed	Sect-2	Speed	Sect-3	Speed	Laptime	Pit
1	50.080		1:19.248	112.2	27.834	110.5	2:37.162		6	42.742		1:09.001	122.2	25.375	114.8	2:17.118	
2	45.653		1:15.306	118.4	26.384	113.0	2:27.343		7	42.506		1:08.649	122.7	25.394	115.4	2:16.549	
3	45.178		1:10.775	121.4	25.989	113.2	2:21.942		8	42.535		1:10.050	122.7	25.654	115.2	2:18.239	
4	43.427		1:11.022	121.4	25.960	113.4	2:20.409		9	42.399		1:08.325	122.5	25.576	115.0	2:16.300	
5	43.361		1:10.271	122.0	25.809	114.8	2:19.441		10								




Session Start: 13:20:20 - Finish: 13:40:22
Weather/Track Conditions: Cloud / Dry
Circuit: Silverstone Historic Grand Prix
Track Length: 5.857 Km - 3.6394 miles

Silverstone International Trophy - 20 - 21 May 2017

HSCC Classic Formula 3 supported by MB Racing Wheels Inc. URS Classic FF2000 Qualifying for Race 6 - Best Sector Times

SECTOR 1			SECTOR 2			SECTOR 3			IDEAL / BEST LAP COMPARISON						
NO	TIME	LAP	NO	TIME	LAP	NO	TIME	LAP	NO	NAME	BEST	IN	IDEAL	DIFF	
1	3	40.564	8	3	1:04.426	9	20	24.273	5	7	Richard Trott	2:09.824	8	2:09.785	+0.039
2	7	40.624	7	7	1:04.713	8	7	24.448	8	1	Simon Jackson	2:10.252	7	2:09.989	+0.263
3	1	40.629	9	1	1:04.867	4	3	24.475	8	3	David Shaw	2:10.332	8	2:09.465	+0.867
4	20	40.843	8	20	1:05.837	8	1	24.493	7	20	Gaius Ghinn	2:11.254	8	2:10.953	+0.301
5	82	40.872	6	82	1:05.857	4	17	24.576	4	82	Paul Smith	2:12.065	5	2:11.595	+0.470
6	76	41.144	9	76	1:06.097	8	35	24.825	7	17	Keith White	2:12.574	9	2:12.212	+0.362
7	17	41.392	9	35	1:06.103	7	82	24.866	2	35	Marc Mercer	2:12.654	7	2:12.526	+0.128
8	8	41.492	6	17	1:06.244	7	38	24.948	3	97	Benjamin Tusting	2:12.659	5		+
9	18	41.510	7	18	1:06.403	6	76	25.018	3	76	Anthony Hancock	2:13.452	4	2:12.259	+1.193
10	35	41.598	8	38	1:06.770	6	77	25.143	2	18	Tom Smith	2:13.832	7	2:13.093	+0.739
11	77	41.856	5	8	1:07.119	9	8	25.155	9	8	David Thorburn	2:14.035	9	2:13.766	+0.269
12	38	41.859	6	77	1:07.278	5	18	25.180	7	38	Hugh Price	2:14.073	6	2:13.577	+0.496
13	22	42.373	9	22	1:07.385	7	147	25.375	6	77	Ian Flux	2:14.916	2	2:14.277	+0.639
14	147	42.399	9	12	1:08.087	8	22	25.425	7	22	Jon Finch	2:15.261	7	2:15.183	+0.078
15	12	42.419	9	75	1:08.324	8	27	25.522	5	147	Louis Hanjoul	2:16.300	9	2:16.099	+0.201
16	75	42.553	8	147	1:08.325	9	75	25.623	7	75	Adrian Langridge	2:16.777	7	2:16.500	+0.277
17	31	42.879	2	27	1:09.056	7	31	25.645	1	12	Drew Cameron	2:17.060	6	2:16.248	+0.812
18	93	43.124	7	93	1:09.341	6	12	25.742	8	27	Glenn Eagling	2:18.190	7	2:17.999	+0.191
19	27	43.421	7	50	1:09.377	9	93	25.784	6	93	Rudolf Ernst	2:18.285	6	2:18.249	+0.036
20	70	43.959	8	120	1:09.413	7	50	25.834	8	50	Clive Wood	2:19.220	9	2:19.203	+0.017
21	50	43.992	9	31	1:09.785	1	120	25.964	8	120	Harry Bishop	2:19.651	7	2:19.598	+0.053
22	11	44.162	7	70	1:09.977	8	70	26.017	2	70	Richard Smeeton	2:20.467	8	2:19.953	+0.514
23	120	44.221	7	11	1:12.032	5	11	26.517	4	31	Stephen Pegram	2:22.205	1	2:18.309	+3.896
24	98	44.526	7	98	1:12.210	6	98	26.798	5	11	Stuart Boyer	2:23.683	5	2:22.711	+0.972
25	78	44.657	8	47	1:13.006	7	47	26.809	6	98	Rodney Toft	2:24.003	6	2:23.534	+0.469
26	47	45.219	8	78	1:13.098	8	44	26.972	5	78	Jeremy Caine	2:25.031	8	2:24.988	+0.043
27	44	45.621	7	36	1:14.467	3	78	27.233	7	47	Andy Langridge	2:25.618	6	2:25.034	+0.584
28	36	46.907	3	44	1:14.629	7	36	27.319	2	44	Paul Tonkin	2:27.499	7	2:27.222	+0.277
29	34	48.354	8	34	1:18.591	6	34	28.442	7	36	David Karaskas	2:31.649	2	2:28.693	+2.956
30	41			41			41			34	Peter Finnigan	2:36.535	6	2:35.387	+1.148
31	97			97			97								



Session Start: 13:20:20 - Finish: 13:40:22
Weather/Track Conditions: Cloud / Dry
Circuit: Silverstone Historic Grand Prix
Track Length: 5.857 Km - 3.6394 miles




Silverstone International Trophy - 20 - 21 May 2017

HSCC Classic Formula 3 supported by MB Racing Wheels Inc. URS Classic FF2000

Qualifying for Race 6 - Best Sector Speeds

	NO	SECTOR 1	MPH		NO	SECTOR 2	MPH		NO	SECTOR 3	MPH
1		NO SPEED TRAP		20	Gaius Ghinn		127.6	20	Gaius Ghinn		120.2
2				3	David Shaw		127.1	1	Simon Jackson		120.0
3				1	Simon Jackson		126.6	3	David Shaw		120.0
4				7	Richard Trott		126.1	82	Paul Smith		119.6
5				38	Hugh Price		125.4	17	Keith White		119.4
6				17	Keith White		125.2	7	Richard Trott		118.7
7				82	Paul Smith		125.2	93	Rudolf Ernst		118.1
8				93	Rudolf Ernst		124.7	38	Hugh Price		116.6
9				8	David Thorburn		124.0	77	Ian Flux		116.4
10				70	Richard Smeeton		123.8	8	David Thorburn		116.2
11				77	Ian Flux		123.6	147	Louis Hanjoul		115.4
12				147	Louis Hanjoul		122.7	70	Richard Smeeton		115.2
13				76	Anthony Hancock		120.5	76	Anthony Hancock		115.0
14				31	Stephen Pegram		119.6	31	Stephen Pegram		114.6
15				18	Tom Smith		119.4	18	Tom Smith		112.8
16				78	Jeremy Caine		118.4	35	Marc Mercer		112.4
17				11	Stuart Boyer		117.9	11	Stuart Boyer		112.0
18				12	Drew Cameron		117.9	12	Drew Cameron		112.0
19				22	Jon Finch		117.9	50	Clive Wood		111.8
20				35	Marc Mercer		117.9	78	Jeremy Caine		111.7
21				50	Clive Wood		117.5	22	Jon Finch		111.5
22				75	Adrian Langridge		116.9	98	Rodney Toft		111.1
23				98	Rodney Toft		116.3	75	Adrian Langridge		110.7
24				27	Glenn Eagling		115.1	27	Glenn Eagling		110.3
25				44	Paul Tonkin		115.1	34	Peter Finnigan		109.6
26				120	Harry Bishop		114.3	44	Paul Tonkin		109.6
27				34	Peter Finnigan		113.6	97	Benjamin Tusting		109.2
28				36	David Karaskas		113.4	36	David Karaskas		108.7
29				47	Andy Langridge		112.6	120	Harry Bishop		108.5
30				41	David Mercer		0.0	47	Andy Langridge		107.8
31				97	Benjamin Tusting		0.0	41	David Mercer		0.0



Session Start: 13:20:20 - Finish: 13:40:22
Weather/Track Conditions: Cloud / Dry
Circuit: Silverstone Historic Grand Prix
Track Length: 5.857 Km - 3.6394 miles

Silverstone International Trophy - 20 - 21 May 2017

**HSCC Classic Formula 3 supported by MB Racing Wheels Inc. URS Classic FF2000
Race 6 - Starting Grid**

Sheet No:

Start Time : 17:10 - Heat Duration : 20 Minutes

15	30	34 Peter Finnigan	29	36	David Karaskas
14	28	44 Paul Tonkin	27	47	Andy Langridge
13	26	78 Jeremy Caine	25	98	Rodney Toft
12	24	11 Stuart Boyer	23	31	Stephen Pegram
11	22	70 Richard Smeeton	21	120	Harry Bishop
10	20	50 Clive Wood	19	93	Rudolf Ernst
9	18	27 Glenn Eagling	17	12	Drew Cameron
8	16	75 Adrian Langridge	15	147	Louis Hanjoul
7	14	22 Jon Finch	13	77	Ian Flux
6	12	38 Hugh Price	11	8	David Thorburn
5	10	18 Tom Smith	9	76	Anthony Hancock
4	8	20 Gaius Ghinn	7	97	Benjamin Tusting
3	6	35 Marc Mercer	5	17	Keith White
2	4	82 Paul Smith	3	3	David Shaw
1	2	1 Simon Jackson	1	7	Richard Trott

Pole Left

ROW



These results are provisional until the conclusion of any judicial and technical matters.

*Circuit: Silverstone Historic Grand Prix
Track Length: 5.857 Km - 3.6394 miles*

Clerk of the Course:

Timekeeper:

Issued at:

Julian Floyd

Nick Palmer



Printed : 20-05-2017 - 14:57

Full results available at www.mstworld.com. Email: timing@mstworld.com

Silverstone International Trophy - 20 - 21 May 2017

HSCC Classic Racing Cars/Historic Formula 3 Qualifying for Race 7 - Classification - AMENDED

Sheet No:

POS	NO	DRIVER/S	CLASS		CAR MAKE / MODEL	TIME	ON	LAPS	GAP	DIFF	MPH
			CLASS	POS							
1	67	Nick Pancisi	CRC	1	March 712	2:17.883	7	9			95.02
2	14	Jonathan Milicevic	B	1	Brabham BT21B	2:18.031	7	9	0.148	0.148	94.92
3	5	Mark Goodyear	CRG	1	Lotus 59	2:18.874	9	9	0.991	0.843	94.34
4	25	Andrew Hibberd	B	2	Brabham BT18	2:19.521	5	7	1.638	0.647	93.91
5	46	Steve Smith	B	3	Chevron B15	2:22.086	7	8	4.203	2.565	92.21
6	9	Robb Lamplough	CRC	2	Winkelmann WDB2	2:22.260	5	7	4.377	0.174	92.10
7	65	Peter Thompson	B	4	Brabham BT21	2:22.440	7	8	4.557	0.180	91.98
8	111	James Claridge	B	5	Tecno F3	2:22.884	5	7	5.001	0.444	91.69
9	77	Francois Derossi	B	6	Chevron B17	2:23.327	5	9	5.444	0.443	91.41
10	10	Paul Waine	B	7	De Sanctis F3 69	2:24.208	5	8	6.325	0.881	90.85
11	38	John Murphy	CRF	1	Merlyn Mk20A	2:24.365	8	8	6.482	0.157	90.75
12	26	Steve Seaman	B	8	Brabham BT21	2:24.713	6	8	6.830	0.348	90.54
13	11	Ian Bankhurst	B	9	Alexis Mk8	2:24.899	8	8	7.016	0.186	90.42
14	63	Christoph Widmer	B	10	Brabham BT18A	2:25.185	7	8	7.302	0.286	90.24
15	89	Mark Pangborn	B	11	Brabham BT28	2:25.219	4	6	7.336	0.034	90.22
16	88	Michael Scott	B	12	Brabham BT28	2:26.482	8	8	8.599	1.263	89.44
17	50	Jim Timms	B	13	Brabham BT21B	2:28.240	8	8	10.357	1.758	88.38
18	96	Keith Messer	B	14	Vesey Ford	2:29.579	7	8	11.696	1.339	87.59
19	21	Lorraine Gathercole	CRC	3	March 712	2:29.782	7	8	11.899	0.203	87.47
20	6	Leif Bosson	B	15	Brabham BT28	2:30.195	8	8	12.312	0.413	87.23
21	34	Jim Blockley	B	16	Brabham BT21B-16	2:30.252	3	3	12.369	0.057	87.20
22	82	Marcus Mussa	B	17	Tecno F3	2:30.450	8	8	12.567	0.198	87.08
23	85	Freddie Lillingston-Price	CRF	2	Merlyn Mk11	2:30.485	8	8	12.602	0.035	87.06
24	2	Barry Sewell	B	18	Lotus 41	2:30.745	7	8	12.862	0.260	86.91
25	99	Paul Kite	B	19	Brabham BT21	2:31.523	8	8	13.640	0.778	86.47
26	4	Mike Painter	CRG	2	Brabham BT16	2:32.224	6	7	14.341	0.701	86.07
27	114	Phil Nelson	CRF	3	Hawke DL2B	2:33.115	8	8	15.232	0.891	85.57
28	16	Mark Linstone	B	20	Brabham BT21	2:33.718	7	8	15.835	0.603	85.23
29	7	Mark Shaw	CRE	1	Brabham BT6	2:33.974	1	1	16.091	0.256	85.09
30	87	Peter Barclay	B	21	Brabham BT15	2:34.094	8	8	16.211	0.120	85.02
31	19	Christopher Helliwell	CRB	1	Cooper T75	2:34.366	6	8	16.483	0.272	84.87
32	81	Julian Stokes	CRC	4	Tecno F2	2:37.812	4	5	19.929	3.446	83.02
33	69	Gregan Thruston	B	22	Brabham BT21B	2:39.729	3	4	21.846	1.917	82.02
34	18	Bill Cowing	CRF	4	Ginetta G18B	2:42.385	6	7	24.502	2.656	80.68
35	8	Michael Flewitt	CRC	5	McLaren M4A	2:43.806	2	2	25.923	1.421	79.98

Car 61 excluded from results - Regulation C.1.1.6 refers.

Session Start: 13:46:56 - Finish: 14:06:58
Weather/Track Conditions: Cloud / Dry
Circuit: Silverstone Historic Grand Prix
Track Length: 5.857 Km - 3.6394 miles

These results are provisional until the conclusion of any judicial and technical matters.

Clerk of the Course: <div style="text-align: right;">Julian Floyd</div>	Timekeeper: <div style="text-align: right;">Nick Palmer</div>	Issued at:
--	--	------------

Silverstone International Trophy - 20 - 21 May 2017

HSCC Classic Racing Cars/Historic Formula 3

Qualifying for Race 7 - Sector Analysis

2 Barry Sewell (B)							Lotus 41										
lap	Sect-1	Speed	Sect-2	Speed	Sect-3	Speed	Laptime	Pit	lap	Sect-1	Speed	Sect-2	Speed	Sect-3	Speed	Laptime	Pit
1	51.465		1:22.642	103.7	29.193	101.3	2:43.300		5	49.309		1:17.137	111.7	28.013	105.9	2:34.459	
2	48.832		1:18.086	108.1	29.297	103.7	2:36.215		6	47.877		1:16.988	111.8	27.913	105.7	2:32.778	
3	49.673		1:18.915	108.9	28.366	104.4	2:36.954		7	47.125		1:15.726	111.3	27.894	104.4	2:30.745	
4	50.080		1:18.224	108.6	28.284	104.4	2:36.588		8	48.061		1:15.846	108.8	28.161	102.8	2:32.068	

4 Mike Painter (CRG)							Brabham BT16										
lap	Sect-1	Speed	Sect-2	Speed	Sect-3	Speed	Laptime	Pit	lap	Sect-1	Speed	Sect-2	Speed	Sect-3	Speed	Laptime	Pit
1	53.276		1:24.092	102.8	29.447	110.2	2:46.815		5	48.738		1:18.841	121.8	27.570	112.2	2:35.149	
2	50.916		1:21.217	81.0	32.148	105.6	2:44.281		6	48.117		1:16.690	122.9	27.417	111.3	2:32.224	
3	50.755		1:25.667	83.7	30.106	101.5	2:46.528		7	50.830		1:41.466	103.9	In		3:18.420	P
4	54.387		1:30.755	112.2	28.361	110.0	2:53.503		8								

5 Mark Goodyear (CRG)							Lotus 59										
lap	Sect-1	Speed	Sect-2	Speed	Sect-3	Speed	Laptime	Pit	lap	Sect-1	Speed	Sect-2	Speed	Sect-3	Speed	Laptime	Pit
1							2:28.852		6							2:19.180	
2							2:39.182		7							2:19.611	
3							2:22.384		8							2:23.439	
4							2:22.937		9							2:18.874	
5							2:21.742		10								

6 Leif Bosson (B)							Brabham BT28										
lap	Sect-1	Speed	Sect-2	Speed	Sect-3	Speed	Laptime	Pit	lap	Sect-1	Speed	Sect-2	Speed	Sect-3	Speed	Laptime	Pit
1	51.533		1:17.723	114.5	28.193	109.1	2:37.449		5	48.884		1:15.947	116.5	28.065	109.1	2:32.896	
2	48.000		1:16.090	115.5	28.750	109.1	2:32.840		6	47.484		1:15.226	117.1	27.924	108.9	2:30.634	
3	47.005		1:16.855	114.9	28.066	108.9	2:31.926		7	47.238		1:15.764	116.3	27.538	109.4	2:30.540	
4	49.603		1:17.848	115.7	28.578	106.1	2:36.029		8	47.063		1:15.635	115.7	27.497	109.6	2:30.195	


7 Mark Shaw (CRE)							Brabham BT6										
lap	Sect-1	Speed	Sect-2	Speed	Sect-3	Speed	Laptime	Pit	lap	Sect-1	Speed	Sect-2	Speed	Sect-3	Speed	Laptime	Pit
1							2:33.974		2								

8 Michael Flewitt (CRC)							McLaren M4A										
lap	Sect-1	Speed	Sect-2	Speed	Sect-3	Speed	Laptime	Pit	lap	Sect-1	Speed	Sect-2	Speed	Sect-3	Speed	Laptime	Pit
1							2:44.328		2							2:43.806	

9 Robs Lamplough (CRC)							Winkelmann WDB2										
lap	Sect-1	Speed	Sect-2	Speed	Sect-3	Speed	Laptime	Pit	lap	Sect-1	Speed	Sect-2	Speed	Sect-3	Speed	Laptime	Pit
1	51.966		1:19.761	116.7	26.280	113.6	2:38.007		5	45.138		1:11.215	114.3	25.907	113.0	2:22.260	
2	47.672		1:15.372	116.5	27.479	115.0	2:30.523		6	46.435		1:12.828	119.2	26.352	110.5	2:25.615	
3	47.916		1:12.744	114.1	26.423	113.2	2:27.083		7	46.707		1:15.034	103.2	In		2:42.393	P
4	46.225		1:13.810	113.9	25.907	115.2	2:25.942		8								

10 Paul Waine (B)							De Sanctis F3 69										
lap	Sect-1	Speed	Sect-2	Speed	Sect-3	Speed	Laptime	Pit	lap	Sect-1	Speed	Sect-2	Speed	Sect-3	Speed	Laptime	Pit
1	50.629		1:18.877	113.0	28.048	108.5	2:37.554		5	45.325		1:12.214	114.1	26.669	109.8	2:24.208	
2	46.807		1:16.981	110.0	28.055	108.3	2:31.843		6	46.122		1:13.689	115.1	27.055	108.9	2:26.866	
3	46.257		1:28.323	114.9	27.335	110.7	2:41.915		7	45.697		1:14.029	112.0	26.677	108.0	2:26.403	
4	49.576		1:13.638	113.4	26.963	108.7	2:30.177		8	45.257		1:22.361	113.6	26.685	108.7	2:34.303	

11 Ian Bankhurst (B)							Alexis Mk8										
lap	Sect-1	Speed	Sect-2	Speed	Sect-3	Speed	Laptime	Pit	lap	Sect-1	Speed	Sect-2	Speed	Sect-3	Speed	Laptime	Pit
1	49.437		1:15.909	110.0	27.259	103.1	2:32.605		5	45.915		1:12.293	113.2	In		2:32.094	P
2	46.290		1:15.141	110.6	27.467	105.6	2:28.898		6	Out		1:14.792	112.4	27.068	106.8	3:13.089	P
3	46.146		1:13.618	110.0	27.694	106.6	2:27.458		7	47.030		1:14.959	112.2	26.793	106.2	2:28.782	
4	45.992		1:13.307	111.1	26.804	106.8	2:26.103		8	45.860		1:12.400	112.2	26.639	106.8	2:24.899	



Session Start: 13:46:56 - Finish: 14:06:58
Weather/Track Conditions: Cloud / Dry
Circuit: Silverstone Historic Grand Prix
Track Length: 5.857 Km - 3.6394 miles

Silverstone International Trophy - 20 - 21 May 2017

HSCC Classic Racing Cars/Historic Formula 3

Qualifying for Race 7 - Sector Analysis

14 Jonathan Milicevic (B)							Brabham BT21B										
lap	Sect-1	Speed	Sect-2	Speed	Sect-3	Speed	Laptime	Pit	lap	Sect-1	Speed	Sect-2	Speed	Sect-3	Speed	Laptime	Pit
1	48.342		1:14.358	117.1	26.160	113.6	2:28.860		6	43.614		1:08.886	120.5	25.640	112.8	2:18.140	
2	45.903		1:09.914	119.6	26.540	113.6	2:22.357		7	43.679		1:08.640	120.3	25.712	112.2	2:18.031	
3	43.780		1:09.000	119.6	25.532	114.0	2:18.312		8	45.879		1:09.798	119.2	26.196	111.5	2:21.873	
4	43.755		1:09.383	119.0	25.799	113.2	2:18.937		9	43.730		1:11.084	119.0	26.146	112.4	2:20.960	
5	43.581		1:09.884	119.8	25.861	112.8	2:19.326		10								

16 Mark Linstone (B)							Brabham BT21										
lap	Sect-1	Speed	Sect-2	Speed	Sect-3	Speed	Laptime	Pit	lap	Sect-1	Speed	Sect-2	Speed	Sect-3	Speed	Laptime	Pit
1	53.629		1:22.784	103.6	28.802	99.8	2:45.215		5	49.551		1:18.351	105.8	27.963	101.0	2:35.865	
2	49.973		1:20.249	107.5	30.506	101.5	2:40.728		6	48.686		1:18.617	106.0	28.522	101.5	2:35.825	
3	49.522		1:19.523	102.5	29.008	101.2	2:38.053		7	48.477		1:17.193	105.8	28.048	101.3	2:33.718	
4	49.173		1:18.678	106.2	28.671	101.8	2:36.522		8	48.374		1:18.305	105.0	28.127	101.3	2:34.806	

18 Bill Cowing (CRF)							Ginetta G18B										
lap	Sect-1	Speed	Sect-2	Speed	Sect-3	Speed	Laptime	Pit	lap	Sect-1	Speed	Sect-2	Speed	Sect-3	Speed	Laptime	Pit
1	54.016		1:23.253	107.7	29.870	100.7	2:47.139		5	51.617		1:21.894	107.9	30.073	97.9	2:43.584	
2	51.803		1:23.086	106.4	32.279	101.0	2:47.168		6	51.008		1:21.800	107.9	29.577	98.7	2:42.385	
3	51.580		1:22.597	107.2	29.011	101.2	2:43.188		7	53.919		1:26.098	106.4	In		3:05.131	P
4	51.104		1:22.375	106.4	30.376	99.8	2:43.855		8								

19 Christopher Helliwell (CRB)							Cooper T75										
lap	Sect-1	Speed	Sect-2	Speed	Sect-3	Speed	Laptime	Pit	lap	Sect-1	Speed	Sect-2	Speed	Sect-3	Speed	Laptime	Pit
1	52.369		1:23.942	115.9	30.225	107.8	2:46.536		5	52.767		1:18.673	117.9	28.875	106.8	2:40.315	
2	49.921		1:20.583	113.7	32.312	104.1	2:42.816		6	48.564		1:17.302	117.5	28.500	109.2	2:34.366	
3	50.533		1:20.365	116.3	29.650	108.5	2:40.548		7	48.284		1:17.728	117.9	28.417	109.6	2:34.429	
4	49.408		1:18.792	117.5	29.924	104.6	2:38.124		8	48.211		1:17.614	116.5	29.130	107.3	2:34.955	


21 Lorraine Gathercole (CRC)							March 712										
lap	Sect-1	Speed	Sect-2	Speed	Sect-3	Speed	Laptime	Pit	lap	Sect-1	Speed	Sect-2	Speed	Sect-3	Speed	Laptime	Pit
1	53.039		1:22.212	108.2	29.054	107.3	2:44.305		5	47.987		1:15.915	121.8	28.203	112.6	2:32.105	
2	47.986		1:17.891	113.7	29.889	105.2	2:35.766		6	47.511		1:18.419	110.9	27.993	115.0	2:33.923	
3	50.331		1:20.443	102.6	29.456	109.2	2:40.230		7	47.097		1:15.366	113.6	27.319	118.1	2:29.782	
4	48.322		1:16.536	118.8	29.035	107.5	2:33.893		8	46.527		1:14.388	109.3	In		2:45.968	P

25 Andrew Hibberd (B)							Brabham BT18										
lap	Sect-1	Speed	Sect-2	Speed	Sect-3	Speed	Laptime	Pit	lap	Sect-1	Speed	Sect-2	Speed	Sect-3	Speed	Laptime	Pit
1	46.972		1:12.105	116.9	26.643	109.8	2:25.720		5	44.216		1:09.428	119.4	25.877	111.7	2:19.521	
2	44.999		1:10.261	117.9	26.185	110.7	2:21.445		6	44.217		1:09.933	113.4	26.070	110.3	2:20.220	
3	44.388		1:11.484	117.9	26.605	110.0	2:22.477		7	47.870		1:13.881	116.7	In		2:38.443	P
4	46.740		1:10.580	117.9	26.083	110.9	2:23.403		8								

26 Steve Seaman (B)							Brabham BT21										
lap	Sect-1	Speed	Sect-2	Speed	Sect-3	Speed	Laptime	Pit	lap	Sect-1	Speed	Sect-2	Speed	Sect-3	Speed	Laptime	Pit
1	50.156		1:18.287	107.5	28.454	110.0	2:36.897		5	45.636		1:12.188	98.3	27.221	107.5	2:25.045	
2	46.393		1:13.478	108.1	29.319	108.5	2:29.190		6	45.793		1:12.057	116.1	26.863	108.3	2:24.713	
3	46.847		1:13.476	114.3	27.541	108.3	2:27.864		7	45.552		1:12.423	114.7	27.230	108.3	2:25.205	
4	47.045		1:15.776	106.9	27.618	106.1	2:30.439		8	45.970		1:12.689	113.7	27.125	107.8	2:25.784	

34 Jim Blockley (B)							Brabham BT21B-16										
lap	Sect-1	Speed	Sect-2	Speed	Sect-3	Speed	Laptime	Pit	lap	Sect-1	Speed	Sect-2	Speed	Sect-3	Speed	Laptime	Pit
1	55.172		1:27.289	108.8	27.796	106.4	2:50.257		3	47.835		1:14.909	113.9	27.508	106.8	2:30.252	
2	47.195		1:15.726	113.7	27.531	107.8	2:30.452		4								

38 John Murphy (CRF)							Merlyn Mk20A										
lap	Sect-1	Speed	Sect-2	Speed	Sect-3	Speed	Laptime	Pit	lap	Sect-1	Speed	Sect-2	Speed	Sect-3	Speed	Laptime	Pit
1	49.131		1:18.299	113.0	27.609	105.2	2:35.039		5	45.476		1:12.046	113.7	26.861	106.6	2:24.383	
2	47.553		1:16.443	113.2	28.375	106.8	2:32.371		6	45.794		1:12.080	114.3	26.724	104.7	2:24.598	
3	47.005		1:15.347	112.8	26.917	105.6	2:29.269		7	45.518		1:12.481	113.7	27.061	105.1	2:25.060	
4	45.489		1:12.415	114.1	27.082	106.1	2:24.986		8	45.560		1:12.121	112.8	26.684	105.6	2:24.365	



Session Start: 13:46:56 - Finish: 14:06:58
Weather/Track Conditions: Cloud / Dry
Circuit: Silverstone Historic Grand Prix
Track Length: 5.857 Km - 3.6394 miles

Silverstone International Trophy - 20 - 21 May 2017

HSCC Classic Racing Cars/Historic Formula 3

Qualifying for Race 7 - Sector Analysis

46 Steve Smith (B)							Chevron B15										
lap	Sect-1	Speed	Sect-2	Speed	Sect-3	Speed	Laptime	Pit	lap	Sect-1	Speed	Sect-2	Speed	Sect-3	Speed	Laptime	Pit
1	49.291		1:15.200	118.8	27.140	113.2	2:31.631		5	45.086		1:11.275	114.7	27.457	113.0	2:23.818	
2	45.613		1:12.710	119.6	27.278	113.4	2:25.601		6	45.569		1:10.964	119.4	27.455	113.2	2:23.988	
3	45.111		1:11.737	117.7	26.373	113.2	2:23.221		7	44.713		1:10.919	119.0	26.454	113.0	2:22.086	
4	45.149		1:10.712	117.3	26.488	112.8	2:22.349		8	45.658		1:14.065	109.5	27.763	111.3	2:27.486	

50 Jim Timms (B)							Brabham BT21B										
lap	Sect-1	Speed	Sect-2	Speed	Sect-3	Speed	Laptime	Pit	lap	Sect-1	Speed	Sect-2	Speed	Sect-3	Speed	Laptime	Pit
1	53.878		1:20.610	108.1	28.014	105.9	2:42.502		5	47.855		1:15.548	111.1	27.557	106.2	2:30.960	
2	47.649		1:17.659	104.7	31.098	105.6	2:36.406		6	48.541		1:16.067	110.6	27.566	105.4	2:32.174	
3	47.195		1:20.465	107.9	27.410	105.4	2:35.070		7	47.506		1:15.522	111.3	27.258	107.8	2:30.286	
4	47.050		1:14.454	113.6	27.085	108.7	2:28.589		8	46.099		1:14.878	110.7	27.263	105.6	2:28.240	

61 Steve Worrada (CRG)							Palliser WDB4										
lap	Sect-1	Speed	Sect-2	Speed	Sect-3	Speed	Laptime	Pit	lap	Sect-1	Speed	Sect-2	Speed	Sect-3	Speed	Laptime	Pit
1	49.254		1:34.855	116.5	26.658	116.0	2:50.767		5	45.253		1:09.811	125.7	25.673	116.0	2:20.737	
2	46.000		1:12.820	113.6	27.967	116.4	2:26.787		6	44.546		1:10.088	122.7	25.496	117.2	2:20.130	
3	45.574		1:12.760	120.3	26.579	114.2	2:24.913		7	44.295		1:09.988	120.5	In		2:36.212	P
4	46.930		1:10.947	122.5	25.882	117.2	2:23.759		8								

63 Christoph Widmer (B)							Brabham BT18A										
lap	Sect-1	Speed	Sect-2	Speed	Sect-3	Speed	Laptime	Pit	lap	Sect-1	Speed	Sect-2	Speed	Sect-3	Speed	Laptime	Pit
1	50.818		1:15.695	112.4	27.497	107.1	2:34.010		5	45.836		1:13.855	113.4	27.351	107.6	2:27.042	
2	46.588		1:15.756	112.8	27.131	106.9	2:29.475		6	45.851		1:13.101	113.2	27.102	106.6	2:26.054	
3	46.519		1:14.683	112.0	27.017	108.3	2:28.219		7	45.775		1:12.831	115.5	26.579	109.4	2:25.185	
4	45.783		1:12.826	113.7	27.112	107.8	2:25.721		8	45.235		1:13.219	112.8	26.851	107.6	2:25.305	


65 Peter Thompson (B)							Brabham BT21										
lap	Sect-1	Speed	Sect-2	Speed	Sect-3	Speed	Laptime	Pit	lap	Sect-1	Speed	Sect-2	Speed	Sect-3	Speed	Laptime	Pit
1				113.4	26.965	110.9	2:33.624		5				115.5	26.293	110.7	2:22.748	
2				114.9	27.358	108.5	2:27.712		6				115.3	26.555	109.1	2:22.632	
3				113.4	26.424	109.2	2:28.007		7				115.9	26.409	109.4	2:22.440	
4				114.7	26.413	109.2	2:23.810		8				113.2	26.728	110.2	2:25.229	

67 Nick Pancisi (CRC)							March 712										
lap	Sect-1	Speed	Sect-2	Speed	Sect-3	Speed	Laptime	Pit	lap	Sect-1	Speed	Sect-2	Speed	Sect-3	Speed	Laptime	Pit
1	47.911		1:16.875	116.1	27.069	120.0	2:31.855		6	43.128		1:10.915	127.6	24.882	123.6	2:18.925	
2	45.380		1:14.954	123.4	26.277	117.6	2:26.611		7	43.513		1:09.290	126.9	25.080	122.7	2:17.883	
3	43.401		1:11.429	120.5	26.921	118.1	2:21.751		8	43.333		1:09.449	109.7	26.426	118.1	2:19.208	
4	44.109		1:12.407	121.1	25.785	121.1	2:22.301		9	43.713		1:11.221	113.7	26.607	114.4	2:21.541	
5	43.062		1:10.096	127.3	25.865	121.8	2:19.023		10								

69 Gregan Thruston (B)							Brabham BT21B										
lap	Sect-1	Speed	Sect-2	Speed	Sect-3	Speed	Laptime	Pit	lap	Sect-1	Speed	Sect-2	Speed	Sect-3	Speed	Laptime	Pit
1	54.043		1:22.964	71.8	29.359	104.6	2:46.366		3	48.650		1:20.150	90.0	30.929	89.7	2:39.729	
2	1:00.159		1:19.368	108.6	28.428	104.7	2:47.955		4	1:10.100		1:51.530	59.0	In		3:52.174	P

77 Francois Derossi (B)							Chevron B17										
lap	Sect-1	Speed	Sect-2	Speed	Sect-3	Speed	Laptime	Pit	lap	Sect-1	Speed	Sect-2	Speed	Sect-3	Speed	Laptime	Pit
1	49.997		1:16.400	101.2	27.279	102.6	2:33.676		6	45.706		1:11.928	107.9	26.941	105.1	2:24.575	
2	48.196		1:13.980	109.7	27.078	105.9	2:29.254		7	45.283		1:11.408	112.0	26.966	106.6	2:23.657	
3	45.990		1:13.376	110.4	26.583	108.3	2:25.949		8	45.737		1:13.048	109.8	26.709	104.2	2:25.494	
4	45.573		1:11.966	111.5	26.597	108.0	2:24.136		9	46.278		1:30.059	70.0	In		3:00.092	P
5	44.845		1:11.735	108.6	26.747	106.1	2:23.327		10								

81 Julian Stokes (CRC)							Tecno F2										
lap	Sect-1	Speed	Sect-2	Speed	Sect-3	Speed	Laptime	Pit	lap	Sect-1	Speed	Sect-2	Speed	Sect-3	Speed	Laptime	Pit
1	50.036		1:19.293	106.0	29.590	108.0	2:38.919		4	49.329		1:20.664	116.1	27.819	113.4	2:37.812	
2	47.673		1:20.702	92.1	30.309	99.5	2:38.684		5	46.090		1:18.043	105.2	In		2:49.449	P
3	49.916		1:22.260	92.8	29.618	100.4	2:41.794		6								



Session Start: 13:46:56 - Finish: 14:06:58
Weather/Track Conditions: Cloud / Dry
Circuit: Silverstone Historic Grand Prix
Track Length: 5.857 Km - 3.6394 miles

Silverstone International Trophy - 20 - 21 May 2017

HSCC Classic Racing Cars/Historic Formula 3

Qualifying for Race 7 - Sector Analysis

82 Marcus Mussa (B)							Tecno F3										
lap	Sect-1	Speed	Sect-2	Speed	Sect-3	Speed	Laptime	Pit	lap	Sect-1	Speed	Sect-2	Speed	Sect-3	Speed	Laptime	Pit
1	56.530		1:23.716	89.8	30.438	103.9	2:50.684		5	48.685		1:15.075	114.5	29.091	105.4	2:32.851	
2	50.779		1:18.274	104.4	29.024	105.1	2:38.077		6	48.014		1:15.471	112.4	28.056	106.2	2:31.541	
3	49.993		1:19.589	100.9	28.753	104.2	2:38.335		7	49.295		1:15.616	112.0	27.870	106.1	2:32.781	
4	48.926		1:16.891	112.2	27.953	105.6	2:33.770		8	47.748		1:15.319	113.4	27.383	106.2	2:30.450	

85 Freddie Lillingston-Price (CRF)							Merlyn Mk11										
lap	Sect-1	Speed	Sect-2	Speed	Sect-3	Speed	Laptime	Pit	lap	Sect-1	Speed	Sect-2	Speed	Sect-3	Speed	Laptime	Pit
1	57.386		1:26.889	100.8	30.412	98.3	2:54.687		5	48.368		1:17.610	112.8	28.446	104.6	2:34.424	
2	51.730		1:22.217	98.8	30.632	104.7	2:44.579		6	48.294		1:16.230	112.6	28.690	105.2	2:33.214	
3	50.241		1:18.770	111.8	28.635	104.6	2:37.646		7	49.200		1:15.630	113.0	28.009	105.2	2:32.839	
4	48.826		1:19.633	106.5	29.782	104.9	2:38.241		8	46.411		1:15.618	112.0	28.456	106.4	2:30.485	

87 Peter Barclay (B)							Brabham BT15										
lap	Sect-1	Speed	Sect-2	Speed	Sect-3	Speed	Laptime	Pit	lap	Sect-1	Speed	Sect-2	Speed	Sect-3	Speed	Laptime	Pit
1	55.354		1:25.274	105.8	28.780	105.7	2:49.408		5	49.115		1:17.512	113.9	27.647	106.4	2:34.274	
2	50.269		1:21.224	108.4	31.100	105.7	2:42.593		6	48.867		1:17.684	111.8	28.725	105.9	2:35.276	
3	48.841		1:20.448	110.2	28.051	104.1	2:37.340		7	47.340		1:18.973	111.5	28.295	102.4	2:34.608	
4	49.370		1:19.725	112.0	28.700	100.7	2:37.795		8	49.076		1:17.475	110.4	27.543	105.2	2:34.094	

88 Michael Scott (B)							Brabham BT28										
lap	Sect-1	Speed	Sect-2	Speed	Sect-3	Speed	Laptime	Pit	lap	Sect-1	Speed	Sect-2	Speed	Sect-3	Speed	Laptime	Pit
1	50.329		1:19.132	106.5	27.659	108.2	2:37.120		5	46.714		1:15.074	114.7	26.765	106.6	2:28.553	
2	47.594		1:17.585	111.5	29.204	108.3	2:34.383		6	46.388		1:14.635	112.6	27.052	105.9	2:28.075	
3	46.807		1:19.563	108.4	27.083	109.1	2:33.453		7	46.682		1:13.850	115.5	26.725	107.6	2:27.257	
4	47.138		1:13.987	113.9	27.036	108.0	2:28.161		8	46.438		1:13.016	113.7	27.028	108.5	2:26.482	


89 Mark Pangborn (B)							Brabham BT28										
lap	Sect-1	Speed	Sect-2	Speed	Sect-3	Speed	Laptime	Pit	lap	Sect-1	Speed	Sect-2	Speed	Sect-3	Speed	Laptime	Pit
1	51.228		1:21.093	106.2	28.841	105.2	2:41.162		4	45.986		1:12.653	113.6	26.580	107.1	2:25.219	
2	49.429		1:17.352	109.7	28.040	104.6	2:34.821		5	47.851		1:12.824	113.0	26.980	105.9	2:27.655	
3	46.307		1:17.170	112.0	26.960	106.4	2:30.437		6	47.377		1:15.653	107.0	In		2:45.560 P	

96 Keith Messer (B)							Vesey Ford										
lap	Sect-1	Speed	Sect-2	Speed	Sect-3	Speed	Laptime	Pit	lap	Sect-1	Speed	Sect-2	Speed	Sect-3	Speed	Laptime	Pit
1	50.916		1:20.233	109.8	27.558	108.2	2:38.707		5	51.172		1:17.523	110.7	28.131	106.4	2:36.826	
2	47.462		1:17.341	114.1	30.393	105.4	2:35.196		6	47.091		1:18.170	110.4	28.078	108.0	2:33.339	
3	47.167		1:26.680	110.9	27.411	104.6	2:41.258		7	46.882		1:15.468	112.8	27.229	107.8	2:29.579	
4	47.788		1:18.834	113.2	28.134	104.9	2:34.756		8	46.301		1:16.364	110.4	27.567	108.9	2:30.232	

99 Paul Kite (B)							Brabham BT21										
lap	Sect-1	Speed	Sect-2	Speed	Sect-3	Speed	Laptime	Pit	lap	Sect-1	Speed	Sect-2	Speed	Sect-3	Speed	Laptime	Pit
1	54.554		1:22.570	102.5	29.321	103.4	2:46.445		5	48.924		1:17.564	111.5	27.836	105.2	2:34.324	
2	48.953		1:18.853	110.0	28.574	105.6	2:36.380		6	47.769		1:17.351	110.7	27.626	105.2	2:32.746	
3	48.836		1:17.648	111.7	28.102	107.6	2:34.586		7	47.792		1:16.646	110.9	27.283	105.7	2:31.721	
4	48.540		1:18.253	113.4	29.068	105.4	2:35.861		8	47.769		1:16.394	109.7	27.360	104.4	2:31.523	

111 James Claridge (B)							Tecno F3										
lap	Sect-1	Speed	Sect-2	Speed	Sect-3	Speed	Laptime	Pit	lap	Sect-1	Speed	Sect-2	Speed	Sect-3	Speed	Laptime	Pit
1	51.077		1:17.983	106.0	29.491	109.2	2:38.551		5	44.734		1:10.831	116.5	27.319	110.2	2:22.884	
2	46.155		1:13.659	114.5	27.714	111.1	2:27.528		6	45.041		1:11.535	110.4	27.801	110.3	2:24.377	
3	45.058		1:12.109	116.7	27.163	110.0	2:24.330		7	45.154		1:11.710	105.2	In		2:38.712 P	
4	45.930		1:11.296	117.3	26.995	110.9	2:24.221		8								

114 Phil Nelson (CRF)							Hawke DL2B										
lap	Sect-1	Speed	Sect-2	Speed	Sect-3	Speed	Laptime	Pit	lap	Sect-1	Speed	Sect-2	Speed	Sect-3	Speed	Laptime	Pit
1	52.377		1:19.422	107.2	28.194	103.4	2:39.993		5	48.397		1:17.668	108.1	27.608	102.9	2:33.673	
2	49.847		1:22.361	104.5	32.268	84.3	2:44.476		6	48.305		1:17.865	108.9	48.998	102.4	2:55.168	
3	53.899		1:22.232	101.1	30.410	100.4	2:46.541		7	52.587		1:17.265	109.1	27.893	104.1	2:37.745	
4	49.277		1:17.093	108.6	27.626	103.6	2:33.996		8	48.112		1:16.569	107.9	28.434	103.9	2:33.115	



Session Start: 13:46:56 - Finish: 14:06:58

Weather/Track Conditions: Cloud / Dry

Circuit: Silverstone Historic Grand Prix


Track Length: 5.857 Km - 3.6394 miles

Silverstone International Trophy - 20 - 21 May 2017

HSCC Classic Racing Cars/Historic Formula 3

Qualifying for Race 7 - Best Sector Times

	SECTOR 1			SECTOR 2			SECTOR 3			IDEAL / BEST LAP COMPARISON					
	NO	TIME	LAP	NO	TIME	LAP	NO	TIME	LAP	NO	NAME	BEST	IN	IDEAL	DIFF
1	67	43.062	5	14	1:08.640	7	67	24.882	6	67	Nick Pancisi	2:17.883	7	2:17.234	+0.649
2	14	43.581	5	67	1:09.290	7	61	25.496	6	14	Jonathan Milicevic	2:18.031	7	2:17.753	+0.278
3	25	44.216	5	25	1:09.428	5	14	25.532	3	5	Mark Goodyear	2:18.874	9		+
4	61	44.295	7	61	1:09.811	5	25	25.877	5	25	Andrew Hbberd	2:19.521	5	2:19.521	+0.000
5	46	44.713	7	46	1:10.712	4	9	25.907	4	61	Steve Worrad	2:20.130	6	2:19.602	+0.528
6	111	44.734	5	111	1:10.831	5	65	26.293	5	46	Steve Smith	2:22.086	7	2:21.798	+0.288
7	77	44.845	5	9	1:11.215	5	46	26.373	3	9	Robs Lamplough	2:22.260	5	2:22.260	+0.000
8	9	45.138	5	77	1:11.408	7	63	26.579	7	65	Peter Thompson	2:22.440	7		+
9	63	45.235	8	38	1:12.046	5	89	26.580	4	111	James Claridge	2:22.884	5	2:22.560	+0.324
10	10	45.257	8	26	1:12.057	6	77	26.583	3	77	Francois Derossi	2:23.327	5	2:22.836	+0.491
11	38	45.476	5	10	1:12.214	5	11	26.639	8	10	Paul Waine	2:24.208	5	2:24.140	+0.068
12	26	45.552	7	11	1:12.293	5	10	26.669	5	38	John Murphy	2:24.365	8	2:24.206	+0.159
13	11	45.860	8	89	1:12.653	4	38	26.684	8	26	Steve Seaman	2:24.713	6	2:24.472	+0.241
14	89	45.986	4	63	1:12.826	4	88	26.725	7	11	Ian Bankhurst	2:24.899	8	2:24.792	+0.107
15	81	46.090	5	88	1:13.016	8	26	26.863	6	63	Christoph Widmer	2:25.185	7	2:24.640	+0.545
16	50	46.099	8	21	1:14.388	8	111	26.995	4	89	Mark Pangborn	2:25.219	4	2:25.219	+0.000
17	96	46.301	8	50	1:14.454	4	50	27.085	4	88	Michael Scott	2:26.482	8	2:26.129	+0.353
18	88	46.388	6	34	1:14.909	3	96	27.229	7	50	Jim Timms	2:28.240	8	2:27.638	+0.602
19	85	46.411	8	82	1:15.075	5	99	27.283	7	96	Keith Messer	2:29.579	7	2:28.998	+0.581
20	21	46.527	8	6	1:15.226	6	21	27.319	7	21	Lorraine Gathercole	2:29.782	7	2:28.234	+1.548
21	6	47.005	3	96	1:15.468	7	82	27.383	8	6	Leif Bosson	2:30.195	8	2:29.728	+0.467
22	2	47.125	7	85	1:15.618	8	4	27.417	6	34	Jim Blockley	2:30.252	3	2:29.612	+0.640
23	34	47.195	2	2	1:15.726	7	6	27.497	8	82	Marcus Mussa	2:30.450	8	2:30.206	+0.244
24	87	47.340	7	99	1:16.394	8	34	27.508	3	85	Freddie Lillingston-F	2:30.485	8	2:30.038	+0.447
25	82	47.748	8	114	1:16.569	8	87	27.543	8	2	Barry Sew ell	2:30.745	7	2:30.745	+0.000
26	99	47.769	6	4	1:16.690	6	114	27.608	5	99	Paul Kite	2:31.523	8	2:31.446	+0.077
27	114	48.112	8	16	1:17.193	7	81	27.819	4	4	Mike Painter	2:32.224	6	2:32.224	+0.000
28	4	48.117	6	19	1:17.302	6	2	27.894	7	114	Phil Nelson	2:33.115	8	2:32.289	+0.826
29	19	48.211	8	87	1:17.475	8	16	27.963	5	16	Mark Linstone	2:33.718	7	2:33.530	+0.188
30	16	48.374	8	81	1:18.043	5	85	28.009	7	7	Mark Shaw	2:33.974	1		+
31	69	48.650	3	69	1:19.368	2	19	28.417	7	87	Peter Barclay	2:34.094	8	2:32.358	+1.736
32	18	51.008	6	18	1:21.800	6	69	28.428	2	19	Christopher Helliw el	2:34.366	6	2:33.930	+0.436
33	5			5			18	29.011	3	81	Julian Stokes	2:37.812	4	2:31.952	+5.860
34	7			7			5			69	Gregan Thruston	2:39.729	3	2:36.446	+3.283
35	8			8			7			18	Bill Cow ing	2:42.385	6	2:41.819	+0.566
36	65			65			8			8	Michael Flew itt	2:43.806	2		+



Session Start: 13:46:56 - Finish: 14:06:58

Weather/Track Conditions: Cloud / Dry

Circuit: Silverstone Historic Grand Prix

Track Length: 5.857 Km - 3.6394 miles




Silverstone International Trophy - 20 - 21 May 2017

HSCC Classic Racing Cars/Historic Formula 3

Qualifying for Race 7 - Best Sector Speeds

	NO	SECTOR 1	MPH	NO	SECTOR 2	MPH	NO	SECTOR 3	MPH
1		NO SPEED TRAP		67	Nick Pancisi	127.6	67	Nick Pancisi	123.6
2				61	Steve Worrad	125.7	21	Lorraine Gathercole	118.1
3				4	Mike Painter	122.9	61	Steve Worrad	117.2
4				21	Lorraine Gathercole	121.8	9	Robs Lamplough	115.2
5				14	Jonathan Milicevic	120.5	14	Jonathan Milicevic	114.0
6				46	Steve Smith	119.6	46	Steve Smith	113.4
7				25	Andrew Hbberd	119.4	81	Julian Stokes	113.4
8				9	Robs Lamplough	119.2	4	Mike Painter	112.2
9				19	Christopher Helliwell	117.9	25	Andrew Hbberd	111.7
10				111	James Claridge	117.3	111	James Claridge	111.1
11				6	Leif Bosson	117.1	65	Peter Thompson	110.9
12				26	Steve Seaman	116.1	10	Paul Waine	110.7
13				81	Julian Stokes	116.1	26	Steve Seaman	110.0
14				65	Peter Thompson	115.9	6	Leif Bosson	109.6
15				63	Christoph Widmer	115.5	19	Christopher Helliwell	109.6
16				88	Michael Scott	115.5	63	Christoph Widmer	109.4
17				10	Paul Waine	115.1	88	Michael Scott	109.1
18				82	Marcus Mussa	114.5	96	Keith Messer	108.9
19				38	John Murphy	114.3	50	Jim Timms	108.7
20				96	Keith Messer	114.1	77	Francois Derossi	108.3
21				34	Jim Blockley	113.9	34	Jim Blockley	107.8
22				87	Peter Barclay	113.9	99	Paul Kite	107.6
23				50	Jim Timms	113.6	89	Mark Pangborn	107.1
24				89	Mark Pangborn	113.6	11	Ian Bankhurst	106.8
25				99	Paul Kite	113.4	38	John Murphy	106.8
26				11	Ian Bankhurst	113.2	85	Freddie Lillingston-Price	106.4
27				85	Freddie Lillingston-Price	113.0	87	Peter Barclay	106.4
28				77	Francois Derossi	112.0	82	Marcus Mussa	106.2
29				2	Barry Sewell	111.8	2	Barry Sewell	105.9
30				114	Phil Nelson	109.1	69	Gregan Thruston	104.7
31				69	Gregan Thruston	108.6	114	Phil Nelson	104.1
32				18	Bill Cowing	107.9	16	Mark Linstone	101.8
33				16	Mark Linstone	107.5	18	Bill Cowing	101.2
34				5	Mark Goodyear	0.0	5	Mark Goodyear	0.0
35				7	Mark Shaw	0.0	7	Mark Shaw	0.0
36				8	Michael Flewitt	0.0	8	Michael Flewitt	0.0



Session Start: 13:46:56 - Finish: 14:06:58
Weather/Track Conditions: Cloud / Dry
Circuit: Silverstone Historic Grand Prix
Track Length: 5.857 Km - 3.6394 miles

Silverstone International Trophy - 20 - 21 May 2017

HSCC Classic Racing Cars/Historic Formula 3 Race 7 - Starting Grid - AMENDED

Sheet No:

Start Time : 17:40 - Heat Duration : 20 Minutes

18	36	61 Steve Worrad	35	8	Michael Flewitt
17	34	18 Bill Cowing	33	69	Gregan Thruston
16	32	81 Julian Stokes	31	19	Christopher Helliwell
15	30	87 Peter Barclay	29	7	Mark Shaw
14	28	16 Mark Linstone	27	114	Phil Nelson
13	26	4 Mike Painter	25	99	Paul Kite
12	24	2 Barry Sewell	23	85	Freddie Lillingston-Price
11	22	82 Marcus Mussa	21	34	Jim Blockley
10	20	6 Leif Bosson	19	21	Lorraine Gathercole
9	18	96 Keith Messer	17	50	Jim Timms
8	16	88 Michael Scott	15	89	Mark Pangborn
7	14	63 Christoph Widmer	13	11	Ian Bankhurst
6	12	26 Steve Seaman	11	38	John Murphy
5	10	10 Paul Waine	9	77	Francois Derossi
4	8	111 James Claridge	7	65	Peter Thompson
3	6	9 Robs Lamplough	5	46	Steve Smith
2	4	25 Andrew Hibberd	3	5	Mark Goodyear
1	2	14 Jonathan Milicevic	1	67	Nick Pancisi

Pole Left

ROW

Car 61 to start race from pit lane following first starting lap.

*Circuit: Silverstone Historic Grand Prix
Track Length: 5.857 Km - 3.6394 miles*

These results are provisional until the conclusion of any judicial and technical matters.

Clerk of the Course:

Julian Floyd

Timekeeper:

Nick Palmer

Issued at:

Silverstone International Trophy - 20 - 21 May 2017

HSCC/FJHRA Silverline Historic Formula Junior

Race 1 - Classification

Sheet No:

POS	NO	DRIVER/S	CLASS	CLASS POS	CAR MAKE / MODEL	TIME	LAPS	GAP	DIFF	MPH	BEST	ON
1	53	Sam Wilson	E1	1	Lotus 2022	21:50.010	9	-- 9 laps --		90.01	2:22.740	3
2	84	Mark Woodhouse	E1	2	Lotus 2022	22:12.128	9	22.118	22.118	88.51	2:25.902	5
3	58	Richard Smeeton	E1	3	Wainer	22:19.685	9	29.675	7.557	88.02	2:26.522	3
4	82	Andrew Garside	E1	4	Lotus 2022	22:22.130	9	32.120	2.445	87.86	2:27.858	7
5	79	Michael Hibberd	E1	5	Lotus 22	22:31.924	9	41.914	9.794	87.22	2:27.501	7
6	61	Simon Diffey	E1	6	Lotus 20	22:33.239	9	43.229	1.315	87.13	2:27.526	7
7	89	Mark Pangborn	E1	7	Lotus 20B	22:37.778	9	47.768	4.539	86.84	2:27.209	7
8	86	Steve Jones	E1	8	Cooper T67	22:51.438	9	1:01.428	13.660	85.98	2:28.305	7
9	76	John Rees	E1	9	Lotus 22	22:55.365	9	1:05.355	3.927	85.73	2:30.219	6
10	85	John Chisholm	D2	1	Gemini Mk3a	23:09.745	9	1:19.735	14.380	84.84	2:30.664	7
11	98	Christopher Merrick	E1	10	Cooper T59	23:37.009	9	1:46.999	27.264	83.21	2:35.357	7
12	14	Crispian Besley	C2	1	Cooper T56	23:38.434	9	1:48.424	1.425	83.13	2:34.805	7
13	73	Noel Woodford	D2	2	Gemini Mk3A	23:38.710	9	1:48.700	0.276	83.11	2:34.028	7
14	3	Justin Fleming	B2	1	Lola Mk2	23:55.636	9	2:05.626	16.926	82.13	2:36.942	7
15	43	Ian Simmonds	C2	2	Envoy Mk1	26:03.900	9	4:13.890	2:08.264	75.40	2:37.321	6
16	33	Stuart Tizzard	C2	3	Lotus 18	21:50.695	8	-- 8 laps --	13.122	79.96	2:38.602	5
17	38	Gil Duffy	C2	4	Kieft FJ	21:51.658	8	0.963	0.963	79.91	2:40.222	7
18	30	Trevor Griffiths	C2	5	Emeryson FJ	21:54.082	8	3.387	2.424	79.76	2:41.729	7
19	29	William Grimshaw	B2	2	Moorland Mk1	21:55.712	8	5.017	1.630	79.66	2:41.860	6
20	41	Peter Fenichel	C2	6	Cooper T56	21:56.891	8	6.196	1.179	79.59	2:42.170	5
21	42	Jeremy Deeley	C2	7	Cooper T52	22:11.998	8	21.303	15.107	78.68	2:41.860	6
22	39	William Simon Durling	C1	1	Lotus 18	22:14.338	8	23.643	2.340	78.55	2:44.111	6
23	90	Andrew Hayden	D2	3	Envoy	22:44.974	8	54.279	30.636	76.78	2:47.592	5
24	87	Peter Barclay	H	1	Brabham BT15	22:45.038	8	54.343	0.064	76.78	2:44.155	5
25	138	Pierre Guichard	C2	8	Faccioli FJ	23:00.002	8	1:09.307	14.964	75.95	2:48.083	5
26	9	Mark Haynes	B2	3	Nota FJ	23:11.454	8	1:20.759	11.452	75.32	2:50.847	5
27	34	Marc Gordon	C2	9	Envoy Proto 1	23:12.029	8	1:21.334	0.575	75.29	2:48.345	5
28	26	Roger Dexter	B2	4	Elva 100	23:52.920	8	2:02.225	40.891	73.14	2:54.869	2
29	97	Hans Ciers	D2	4	Lotus 20	22:23.323	7	-- 7 laps --	1:34.096	68.27	3:06.320	2
30	60	Nicholas Daunt	A	1	Taraschi FJ	24:21.975	7	1:58.652	1:58.652	62.73	3:25.065	5

----- NOT CLASSIFIED -----

DNF 37	Andrew Taylor	C2	Cooper T56	7:56.950	3	-- 3 laps --		82.41	2:37.296	3	
DNF 46	Chris Alford	C2	Elva 200	5:35.718	2	-- 2 laps --		16.064	78.05	2:46.987	1

----- FASTEST LAP SUMMARY -----

NO	DRIVER/S	CLASS	CAR MAKE / MODEL	FASTEST LAP	ON	MPH
53	Sam Wilson	E1	Lotus 20/22	2:22.740	3	91.79
85	John Chisholm	D2	Gemini Mk3a	2:30.664	7	86.96
14	Crispian Besley	C2	Cooper T56	2:34.805	7	84.63
3	Justin Fleming	B2	Lola Mk2	2:36.942	7	83.48
39	William Simon Durling	C1	Lotus 18	2:44.111	6	79.83
87	Peter Barclay	H	Brabham BT15	2:44.155	5	79.81
60	Nicholas Daunt	A	Taraschi FJ	3:25.065	5	63.89

Session Start: 14:24:59 - Finish: 14:46:48

Weather/Track Conditions: Overcast / Dry

Circuit: Silverstone Historic Grand Prix

Track Length: 5.857 Km - 3.6394 miles

These results are provisional until the conclusion of any judicial and technical matters.

Clerk of the Course: Julian Floyd	Timekeeper: Nick Palmer	Issued at:
--	--	--

Silverstone International Trophy - 20 - 21 May 2017

HSCC/FJHRA Silverline Historic Formula Junior

Race 1 - Sector Analysis

3 Justin Fleming (B2)							Lola Mk2										
lap	Sect-1	Speed	Sect-2	Speed	Sect-3	Speed	Laptime	Pit	lap	Sect-1	Speed	Sect-2	Speed	Sect-3	Speed	Laptime	Pit
1			1:20.692	112.2	29.005	105.9	2:43.646		6	49.537		1:17.974	108.2	29.515	107.1	2:37.026	
2	49.231		1:18.884	109.7	29.019	107.6	2:37.134		7	49.126		1:18.567	112.6	29.249	105.9	2:36.942	
3	49.289		1:19.091	112.8	28.886	107.5	2:37.266		8	49.980		1:21.661	107.5	30.210	102.8	2:41.851	
4	49.015		1:21.399	105.7	29.114	106.9	2:39.528		9	51.110		1:23.214	106.2	30.077	106.4	2:44.401	
5	50.166		1:18.645	111.7	29.031	106.8	2:37.842		10								

9 Mark Haynes (B2)							Nota FJ										
lap	Sect-1	Speed	Sect-2	Speed	Sect-3	Speed	Laptime	Pit	lap	Sect-1	Speed	Sect-2	Speed	Sect-3	Speed	Laptime	Pit
1			1:29.248	101.5	31.372	98.5	3:01.573		5	53.234		1:26.938	104.4	30.675	99.6	2:50.847	
2	54.325		1:27.715	98.4	30.975	98.3	2:53.015		6	53.780		1:27.439	98.1	31.782	99.3	2:53.001	
3	53.631		1:28.353	103.4	30.949	98.6	2:52.933		7	53.479		1:27.833	103.7	30.912	98.9	2:52.224	
4	54.663		1:28.842	105.4	31.175	100.4	2:54.680		8	53.702		1:27.200	102.9	32.279	100.9	2:53.181	

14 Crispian Besley (C2)							Cooper T56										
lap	Sect-1	Speed	Sect-2	Speed	Sect-3	Speed	Laptime	Pit	lap	Sect-1	Speed	Sect-2	Speed	Sect-3	Speed	Laptime	Pit
1			1:18.895	112.0	29.046	104.7	2:40.277		6	47.892		1:19.194	111.8	28.915	106.1	2:36.001	
2	48.817		1:19.451	110.6	29.104	107.1	2:37.372		7	47.598		1:18.521	113.4	28.686	106.1	2:34.805	
3	48.393		1:18.886	113.7	28.612	106.4	2:35.891		8	48.736		1:21.329	111.1	29.741	104.4	2:39.806	
4	48.780		1:19.352	111.8	29.128	105.7	2:37.260		9	50.497		1:21.245	110.7	29.265	105.9	2:41.007	
5	48.185		1:18.861	112.8	28.969	106.2	2:36.015		10								


26 Roger Dexter (B2)							Elva 100										
lap	Sect-1	Speed	Sect-2	Speed	Sect-3	Speed	Laptime	Pit	lap	Sect-1	Speed	Sect-2	Speed	Sect-3	Speed	Laptime	Pit
1			1:29.028	94.3	32.336	92.9	3:05.354		5	57.479		1:29.242	97.0	31.495	92.2	2:58.216	
2	55.465		1:27.879	96.1	31.525	92.5	2:54.869		6	56.270		1:28.952	94.0	32.312	91.6	2:57.534	
3	54.829		1:28.636	95.7	32.126	91.7	2:55.591		7	55.810		1:31.122	92.7	33.353	90.1	3:00.285	
4	56.881		1:28.470	96.1	32.027	91.5	2:57.378		8	58.629		1:32.360	95.1	32.704	90.1	3:03.693	

29 William Grimshaw (B2)							Moorland Mk1										
lap	Sect-1	Speed	Sect-2	Speed	Sect-3	Speed	Laptime	Pit	lap	Sect-1	Speed	Sect-2	Speed	Sect-3	Speed	Laptime	Pit
1			1:23.130	106.0	30.080	101.0	2:51.974		5	50.832		1:22.502	106.5	29.386	101.0	2:42.720	
2	52.305		1:23.487	106.0	29.707	101.3	2:45.499		6	50.776		1:21.380	105.0	29.704	102.1	2:41.860	
3	50.612		1:22.224	107.0	30.093	99.9	2:42.929		7	50.652		1:21.526	108.8	30.071	102.1	2:42.249	
4	50.986		1:21.819	107.5	29.478	101.3	2:42.283		8	52.931		1:23.275	106.4	29.992	99.6	2:46.198	

30 Trevor Griffiths (C2)							Emeryson FJ										
lap	Sect-1	Speed	Sect-2	Speed	Sect-3	Speed	Laptime	Pit	lap	Sect-1	Speed	Sect-2	Speed	Sect-3	Speed	Laptime	Pit
1			1:22.642	105.2	30.608	99.3	2:50.413		5	51.130		1:21.256	106.7	29.920	98.6	2:42.306	
2	51.711		1:22.620	106.9	29.839	100.9	2:44.170		6	51.897		1:22.858	106.2	29.912	99.2	2:44.667	
3	50.743		1:22.588	107.9	29.615	100.7	2:42.946		7	49.895		1:21.825	106.7	30.009	99.0	2:41.729	
4	50.727		1:22.001	107.2	29.851	100.6	2:42.579		8	53.017		1:21.982	107.4	30.273	98.6	2:45.272	

33 Stuart Tizzard (C2)							Lotus 18										
lap	Sect-1	Speed	Sect-2	Speed	Sect-3	Speed	Laptime	Pit	lap	Sect-1	Speed	Sect-2	Speed	Sect-3	Speed	Laptime	Pit
1			1:23.273	105.4	30.219	100.7	2:49.364		5	49.560		1:19.703	106.4	29.339	101.8	2:38.602	
2	51.088		1:23.340	109.5	30.495	91.3	2:44.923		6	49.466		1:30.455	106.4	29.361	101.6	2:49.282	
3	50.705		1:20.735	110.2	29.515	101.8	2:40.955		7	49.997		1:19.864	107.0	30.916	96.1	2:40.777	
4	50.020		1:20.611	106.7	29.227	102.3	2:39.858		8	52.547		1:22.847	105.5	31.540	97.3	2:46.934	

34 Marc Gordon (C2)							Envoy Proto 1										
lap	Sect-1	Speed	Sect-2	Speed	Sect-3	Speed	Laptime	Pit	lap	Sect-1	Speed	Sect-2	Speed	Sect-3	Speed	Laptime	Pit
1			1:30.309	84.6	32.611	99.8	3:04.235		5	52.310		1:24.421	98.7	31.614	100.4	2:48.345	
2	53.539		1:26.942	96.8	31.269	100.9	2:51.750		6	52.206		1:26.063	104.4	31.126	98.5	2:49.395	
3	52.799		1:29.384	97.8	30.598	101.6	2:52.781		7	51.926		1:26.753	94.9	35.006	84.6	2:53.685	
4	53.218		1:25.460	101.8	30.988	95.7	2:49.666		8	57.139		1:30.809	86.7	34.224	97.4	3:02.172	



Session Start: 14:24:59 - Finish: 14:46:48
Weather/Track Conditions: Overcast / Dry
Circuit: Silverstone Historic Grand Prix
Track Length: 5.857 Km - 3.6394 miles

Silverstone International Trophy - 20 - 21 May 2017

HSCC/FJHRA Silverline Historic Formula Junior

Race 1 - Sector Analysis

37 Andrew Taylor (C2)							Cooper T56										
lap	Sect-1	Speed	Sect-2	Speed	Sect-3	Speed	Laptime	Pit	lap	Sect-1	Speed	Sect-2	Speed	Sect-3	Speed	Laptime	Pit
1			1: 18.989	109.3	29.752	102.3	2: 41.462		3	49.273		1: 18.676	109.3	29.347	101.6	2: 37.296	
2	48.985		1: 19.609	107.4	29.598	103.2	2: 38.192		4								

38 Gil Duffy (C2)							Kieft FJ										
lap	Sect-1	Speed	Sect-2	Speed	Sect-3	Speed	Laptime	Pit	lap	Sect-1	Speed	Sect-2	Speed	Sect-3	Speed	Laptime	Pit
1			1: 21.760	107.9	31.048	102.3	2: 47.142		5	51.668		1: 21.609	102.0	29.991	102.6	2: 43.268	
2	51.703		1: 23.001	108.2	30.557	104.2	2: 45.261		6	51.389		1: 20.162	108.4	29.812	105.2	2: 41.363	
3	51.704		1: 22.531	113.2	30.057	105.7	2: 44.292		7	50.436		1: 19.821	108.8	29.965	101.8	2: 40.222	
4	51.236		1: 21.134	108.2	30.223	105.7	2: 42.593		8	53.592		1: 23.134	108.6	30.791	104.9	2: 47.517	

39 William Simon Durling (C1)							Lotus 18										
lap	Sect-1	Speed	Sect-2	Speed	Sect-3	Speed	Laptime	Pit	lap	Sect-1	Speed	Sect-2	Speed	Sect-3	Speed	Laptime	Pit
1			1: 23.196	105.7	30.163	103.1	2: 51.234		5	51.199		1: 25.161	102.3	30.344	102.8	2: 46.704	
2	51.921		1: 26.006	108.4	29.191	103.2	2: 47.118		6	51.383		1: 23.308	109.8	29.420	103.9	2: 44.111	
3	50.682		1: 25.165	108.6	29.775	103.1	2: 45.622		7	51.019		1: 23.750	108.1	29.761	101.8	2: 44.530	
4	51.689		1: 23.994	109.5	29.820	102.8	2: 45.503		8	51.287		1: 27.295	106.5	30.934	100.6	2: 49.516	

41 Peter Fenichel (C2)							Cooper T56										
lap	Sect-1	Speed	Sect-2	Speed	Sect-3	Speed	Laptime	Pit	lap	Sect-1	Speed	Sect-2	Speed	Sect-3	Speed	Laptime	Pit
1			1: 23.390	103.1	29.744	99.6	2: 50.379		5	51.105		1: 21.308	106.5	29.757	100.7	2: 42.170	
2	51.946		1: 23.677	104.9	29.320	101.6	2: 44.943		6	51.269		1: 22.244	98.4	30.287	100.4	2: 43.800	
3	50.746		1: 23.132	105.8	29.312	101.6	2: 43.190		7	50.496		1: 22.889	105.0	30.134	100.4	2: 43.519	
4	50.557		1: 23.379	106.7	29.327	101.5	2: 43.263		8	51.931		1: 23.226	105.8	30.470	100.1	2: 45.627	


42 Jeremy Deeley (C2)							Cooper T52										
lap	Sect-1	Speed	Sect-2	Speed	Sect-3	Speed	Laptime	Pit	lap	Sect-1	Speed	Sect-2	Speed	Sect-3	Speed	Laptime	Pit
1			1: 21.450	100.2	30.662	101.3	2: 47.226		5	50.946		1: 21.408	107.2	29.538	102.1	2: 41.892	
2	52.099		1: 24.251	102.0	30.319	100.4	2: 46.669		6	51.490		1: 20.775	107.5	29.595	101.0	2: 41.860	
3	50.698		1: 23.894	107.0	29.104	101.8	2: 43.696		7	51.130		1: 22.827	106.2	30.024	100.4	2: 43.981	
4	51.078		1: 22.692	107.7	29.931	102.1	2: 43.701		8	52.842		1: 29.077	106.2	41.054	94.1	3: 02.973	

43 Ian Simmonds (C2)							Envoy Mk1										
lap	Sect-1	Speed	Sect-2	Speed	Sect-3	Speed	Laptime	Pit	lap	Sect-1	Speed	Sect-2	Speed	Sect-3	Speed	Laptime	Pit
1			1: 22.109	113.0	30.714	103.9	2: 48.407		6	49.253		1: 18.792	113.2	29.276	105.1	2: 37.321	
2	51.365		1: 23.521	112.8	29.908	105.9	2: 44.794		7	49.514		1: 20.779	112.8	30.705	101.3	2: 40.998	
3	50.802		1: 20.985	112.8	29.740	106.8	2: 41.527		8	51.310		1: 22.947	107.2	31.780	97.7	2: 46.037	
4	49.650		1: 19.841	112.4	29.671	105.4	2: 39.162		9	52.707		2: 37.261	77.7	In		4: 26.327 P	
5	49.657		1: 20.124	112.6	29.546	105.2	2: 39.327		10								

46 Chris Alford (C2)							Elva 200										
lap	Sect-1	Speed	Sect-2	Speed	Sect-3	Speed	Laptime	Pit	lap	Sect-1	Speed	Sect-2	Speed	Sect-3	Speed	Laptime	Pit
1			1: 21.740	102.1	31.147	100.9	2: 46.987		2	53.441		1: 24.597	101.7	30.693	93.4	2: 48.731	

53 Sam Wilson (E1)							Lotus 20/22										
lap	Sect-1	Speed	Sect-2	Speed	Sect-3	Speed	Laptime	Pit	lap	Sect-1	Speed	Sect-2	Speed	Sect-3	Speed	Laptime	Pit
1			1: 11.973	121.8	27.325	113.4	2: 24.882		6	45.930		1: 12.919	123.1	26.910	114.2	2: 25.759	
2	44.970		1: 11.049	122.0	26.914	114.0	2: 22.933		7	45.228		1: 12.988	122.0	26.884	113.4	2: 25.100	
3	44.879		1: 10.957	122.5	26.904	113.2	2: 22.740		8	45.387		1: 12.732	122.7	27.540	113.2	2: 25.659	
4	45.761		1: 11.914	122.5	27.058	113.4	2: 24.733		9	48.590		1: 16.842	118.8	29.388	104.6	2: 34.820	
5	45.152		1: 11.347	122.9	26.885	113.6	2: 23.384		10								

58 Richard Smeeton (E1)							Wainer										
lap	Sect-1	Speed	Sect-2	Speed	Sect-3	Speed	Laptime	Pit	lap	Sect-1	Speed	Sect-2	Speed	Sect-3	Speed	Laptime	Pit
1			1: 13.652	120.3	27.486	111.7	2: 29.148		6	46.495		1: 13.513	120.5	27.450	110.3	2: 27.458	
2	46.789		1: 14.097	117.9	27.472	110.9	2: 28.358		7	46.382		1: 14.312	119.2	27.996	106.8	2: 28.690	
3	46.010		1: 13.066	120.7	27.446	111.1	2: 26.522		8	47.182		1: 16.121	120.3	28.117	106.6	2: 31.420	
4	46.076		1: 13.830	120.1	27.419	110.7	2: 27.325		9	47.312		1: 16.476	110.4	29.307	102.6	2: 33.095	
5	46.272		1: 14.041	120.5	27.356	110.5	2: 27.669		10								



Session Start: 14:24:59 - Finish: 14:46:48

Weather/Track Conditions: Overcast / Dry

Circuit: Silverstone Historic Grand Prix

Track Length: 5.857 Km - 3.6394 miles

Silverstone International Trophy - 20 - 21 May 2017

HSCC/FJHRA Silverline Historic Formula Junior

Race 1 - Sector Analysis

60 Nicholas Daunt (A)							Taraschi FJ										
Lap	Sect-1	Speed	Sect-2	Speed	Sect-3	Speed	Laptime	Pit	Lap	Sect-1	Speed	Sect-2	Speed	Sect-3	Speed	Laptime	Pit
1				81.1	37.559	82.8	3:33.961		5			87.4	36.478	80.6		3:25.065	
2				79.3	37.243	81.9	3:27.752		6			82.6	36.409	83.7		3:27.031	
3				81.0	38.114	79.5	3:31.755		7			78.1	37.349	81.7		3:27.208	
4				83.7	37.054	82.1	3:29.203		8								

61 Simon Diffey (E1)							Lotus 20										
Lap	Sect-1	Speed	Sect-2	Speed	Sect-3	Speed	Laptime	Pit	Lap	Sect-1	Speed	Sect-2	Speed	Sect-3	Speed	Laptime	Pit
1			1:17.637	111.8	28.949	107.5	2:36.429		6	46.502		1:14.004	116.1	27.317	108.2	2:27.823	
2	47.384		1:15.244	115.7	28.007	107.8	2:30.635		7	46.109		1:13.927	117.1	27.490	108.9	2:27.526	
3	46.746		1:14.335	116.9	28.379	106.9	2:29.460		8	45.873		1:15.052	111.7	28.084	107.1	2:29.009	
4	46.978		1:16.558	116.3	27.951	106.9	2:31.487		9	46.918		1:15.740	114.9	28.043	106.9	2:30.701	
5	46.640		1:15.506	113.7	28.023	107.8	2:30.169		10								


73 Noel Woodford (D2)							Gemini Mk3A										
Lap	Sect-1	Speed	Sect-2	Speed	Sect-3	Speed	Laptime	Pit	Lap	Sect-1	Speed	Sect-2	Speed	Sect-3	Speed	Laptime	Pit
1			1:19.620	112.8	29.539	103.1	2:41.631		6	48.531		1:18.487	112.2	28.800	112.8	2:35.818	
2	49.242		1:19.507	106.7	28.968	109.4	2:37.717		7	48.367		1:17.331	112.4	28.330	106.2	2:34.028	
3	48.388		1:17.982	117.3	28.171	112.4	2:34.541		8	49.601		1:22.895	119.0	28.528	110.7	2:41.024	
4	49.144		1:19.988	120.9	28.755	109.8	2:37.887		9	50.297		1:21.064	100.0	29.207	110.0	2:40.568	
5	48.595		1:18.528	120.3	28.373	112.8	2:35.496		10								

76 John Rees (E1)							Lotus 22										
Lap	Sect-1	Speed	Sect-2	Speed	Sect-3	Speed	Laptime	Pit	Lap	Sect-1	Speed	Sect-2	Speed	Sect-3	Speed	Laptime	Pit
1			1:17.719	108.4	28.964	110.0	2:37.249		6	47.151		1:15.233	113.7	27.835	109.6	2:30.219	
2	48.495		1:17.247	112.4	28.084	109.1	2:33.826		7	46.873		1:15.694	113.6	28.600	109.1	2:31.167	
3	46.923		1:16.848	106.9	28.449	110.5	2:32.220		8	46.646		1:17.849	114.1	28.285	109.2	2:32.780	
4	47.543		1:16.355	113.6	27.870	109.4	2:31.768		9	48.722		1:19.040	113.4	28.153	108.7	2:35.915	
5	46.644		1:15.199	109.8	28.378	109.8	2:30.221		10								

79 Michael Hibberd (E1)							Lotus 22										
Lap	Sect-1	Speed	Sect-2	Speed	Sect-3	Speed	Laptime	Pit	Lap	Sect-1	Speed	Sect-2	Speed	Sect-3	Speed	Laptime	Pit
1			1:18.362	117.5	28.407	114.0	2:35.628		6	46.683		1:13.825	120.7	27.422	113.2	2:27.930	
2	47.714		1:15.210	120.1	27.798	113.0	2:30.722		7	46.017		1:14.155	121.8	27.329	113.6	2:27.501	
3	46.223		1:15.271	120.1	27.968	112.6	2:29.462		8	45.764		1:15.200	118.1	27.699	112.4	2:28.663	
4	47.217		1:16.483	121.1	27.829	112.0	2:31.529		9	47.050		1:15.647	121.1	27.699	112.4	2:30.396	
5	46.899		1:14.853	119.4	28.341	112.2	2:30.093		10								

82 Andrew Garside (E1)							Lotus 20/22										
Lap	Sect-1	Speed	Sect-2	Speed	Sect-3	Speed	Laptime	Pit	Lap	Sect-1	Speed	Sect-2	Speed	Sect-3	Speed	Laptime	Pit
1			1:14.604	120.9	27.751	113.4	2:30.035		6	46.413		1:14.314	118.4	27.784	113.2	2:28.511	
2	46.564		1:13.587	117.7	28.127	113.6	2:28.278		7	46.143		1:13.732	119.4	27.983	113.2	2:27.858	
3	46.438		1:13.912	118.8	27.841	114.0	2:28.191		8	46.310		1:15.064	119.2	28.258	112.4	2:29.632	
4	46.559		1:15.613	119.6	27.919	113.4	2:30.091		9	47.365		1:15.097	119.6	28.112	113.2	2:30.574	
5	46.924		1:14.361	120.3	27.675	111.5	2:28.960		10								

84 Mark Woodhouse (E1)							Lotus 20/22										
Lap	Sect-1	Speed	Sect-2	Speed	Sect-3	Speed	Laptime	Pit	Lap	Sect-1	Speed	Sect-2	Speed	Sect-3	Speed	Laptime	Pit
1			1:13.141	117.1	27.720	113.6	2:26.874		6	46.033		1:14.576	116.7	27.860	112.8	2:28.469	
2	45.970		1:13.002	119.2	27.359	113.6	2:26.331		7	46.077		1:14.790	119.2	27.698	114.0	2:28.565	
3	45.889		1:13.186	117.7	27.874	113.2	2:26.949		8	45.570		1:15.215	119.8	27.891	109.2	2:28.676	
4	46.142		1:13.578	116.9	27.145	113.4	2:26.865		9	47.264		1:16.820	114.9	29.413	107.6	2:33.497	
5	45.562		1:13.261	120.1	27.079	113.4	2:25.902		10								



Session Start: 14:24:59 - Finish: 14:46:48
Weather/Track Conditions: Overcast / Dry
Circuit: Silverstone Historic Grand Prix
Track Length: 5.857 Km - 3.6394 miles

Silverstone International Trophy - 20 - 21 May 2017

HSCC/FJHRA Silverline Historic Formula Junior

Race 1 - Sector Analysis

85 John Chisholm (D2)							Gemini Mk3a										
Lap	Sect-1	Speed	Sect-2	Speed	Sect-3	Speed	Laptime	Pit	Lap	Sect-1	Speed	Sect-2	Speed	Sect-3	Speed	Laptime	Pit
1			1:17.636	110.2	29.361	108.0	2:36.895		6	48.362		1:16.726	117.1	27.998	109.4	2:33.086	
2	48.244		1:16.740	116.7	27.939	108.7	2:32.923		7	46.995		1:15.421	118.1	28.248	108.5	2:30.664	
3	47.659		1:17.219	114.9	28.154	110.7	2:33.032		8	48.334		1:19.042	115.1	28.954	106.9	2:36.330	
4	48.975		1:17.968	118.4	27.822	110.3	2:34.765		9	49.151		1:21.273	116.3	29.476	108.0	2:39.900	
5	48.079		1:15.694	118.6	28.377	109.6	2:32.150		10								

86 Steve Jones (E1)							Cooper T67										
Lap	Sect-1	Speed	Sect-2	Speed	Sect-3	Speed	Laptime	Pit	Lap	Sect-1	Speed	Sect-2	Speed	Sect-3	Speed	Laptime	Pit
1			1:18.780	110.9	28.935	108.9	2:39.217		6	47.154		1:15.197	117.9	27.921	110.5	2:30.272	
2	47.914		1:16.320	110.0	28.075	110.7	2:32.309		7	46.521		1:14.218	117.7	27.566	110.2	2:28.305	
3	47.051		1:16.746	110.6	28.226	110.9	2:32.023		8	47.052		1:15.668	115.9	27.845	109.6	2:30.565	
4	47.777		1:16.096	111.5	28.091	110.0	2:31.964		9	50.331		1:18.825	116.5	27.605	110.0	2:36.761	
5	46.791		1:15.110	113.4	28.121	110.7	2:30.022		10								

87 Peter Barclay (H)							Brabham BT15										
Lap	Sect-1	Speed	Sect-2	Speed	Sect-3	Speed	Laptime	Pit	Lap	Sect-1	Speed	Sect-2	Speed	Sect-3	Speed	Laptime	Pit
1			1:34.094	101.4	30.928	99.8	3:15.704		5	52.205		1:22.204	107.4	29.746	102.3	2:44.155	
2	54.807		1:25.440	105.5	30.770	102.4	2:51.017		6	51.391		1:23.596	108.1	30.712	100.6	2:45.699	
3	52.044		1:24.433	107.2	30.729	102.0	2:47.206		7	50.657		1:25.089	108.1	30.134	102.1	2:45.880	
4	51.937		1:25.249	108.4	29.806	103.2	2:46.992		8	52.508		1:25.167	103.9	30.710	102.0	2:48.385	


89 Mark Pangborn (E1)							Lotus 20B										
Lap	Sect-1	Speed	Sect-2	Speed	Sect-3	Speed	Laptime	Pit	Lap	Sect-1	Speed	Sect-2	Speed	Sect-3	Speed	Laptime	Pit
1			1:27.914	112.6	28.364	112.2	2:44.650		6	46.718		1:13.311	119.0	28.466	108.0	2:28.495	
2	47.831		1:16.996	118.1	27.830	111.1	2:32.657		7	46.147		1:13.449	118.6	27.613	111.8	2:27.209	
3	46.742		1:14.790	118.6	27.898	112.8	2:29.430		8	45.935		1:14.991	117.9	28.142	107.5	2:29.068	
4	46.735		1:15.221	118.1	27.682	113.0	2:29.638		9	46.204		1:14.815	118.1	27.288	113.4	2:28.307	
5	46.107		1:14.222	119.0	27.995	110.5	2:28.324		10								

90 Andrew Hayden (D2)							Envoy										
Lap	Sect-1	Speed	Sect-2	Speed	Sect-3	Speed	Laptime	Pit	Lap	Sect-1	Speed	Sect-2	Speed	Sect-3	Speed	Laptime	Pit
1			1:25.129	104.0	31.674	98.5	2:55.807		5	52.202		1:23.907	107.0	31.483	96.9	2:47.592	
2	53.397		1:25.508	108.8	31.492	97.1	2:50.397		6	53.282		1:25.175	109.7	30.932	94.0	2:49.389	
3	52.713		1:24.682	108.9	31.496	92.8	2:48.891		7	52.664		1:27.490	109.8	31.828	97.7	2:51.982	
4	53.742		1:24.496	113.9	30.874	98.5	2:49.112		8	52.779		1:26.977	103.2	32.048	89.6	2:51.804	

97 Hans Ciers (D2)							Lotus 20										
Lap	Sect-1	Speed	Sect-2	Speed	Sect-3	Speed	Laptime	Pit	Lap	Sect-1	Speed	Sect-2	Speed	Sect-3	Speed	Laptime	Pit
1			1:33.291	80.5	33.317	83.5	3:14.982		5	1:02.398		1:36.238	79.8	35.103	84.2	3:13.739	
2	59.726		1:33.432	83.6	33.162	83.8	3:06.320		6	58.139		1:35.948	79.7	35.133	78.5	3:09.220	
3	57.835		1:36.817	74.9	34.155	81.8	3:08.807		7	1:04.701		1:38.340	77.8	35.365	81.8	3:18.406	
4	1:01.102		1:35.951	80.4	34.796	83.7	3:11.849		8								

98 Christopher Merrick (E1)							Cooper T59										
Lap	Sect-1	Speed	Sect-2	Speed	Sect-3	Speed	Laptime	Pit	Lap	Sect-1	Speed	Sect-2	Speed	Sect-3	Speed	Laptime	Pit
1			1:18.555	113.4	29.385	107.1	2:39.326		6	48.713		1:18.653	113.6	28.331	105.9	2:35.697	
2	50.812		1:18.463	112.8	28.593	105.9	2:37.868		7	48.933		1:17.743	113.6	28.681	104.1	2:35.357	
3	48.564		1:18.651	112.6	28.570	106.1	2:35.785		8	49.457		1:20.609	108.9	29.674	106.8	2:39.740	
4	48.999		1:19.484	113.0	28.854	105.9	2:37.337		9	50.344		1:20.957	112.8	29.225	105.1	2:40.526	
5	48.476		1:18.426	113.2	28.471	106.1	2:35.373		10								

138 Pierre Guichard (C2)							Faccioli FJ										
Lap	Sect-1	Speed	Sect-2	Speed	Sect-3	Speed	Laptime	Pit	Lap	Sect-1	Speed	Sect-2	Speed	Sect-3	Speed	Laptime	Pit
1				98.4	31.029	100.9	3:02.397		5				105.8	30.450	100.4	2:48.083	
2				98.1	31.162	99.3	2:52.402		6				105.8	31.236	97.1	2:48.302	
3				101.7	30.665	100.1	2:53.099		7				94.3	33.293	91.9	2:53.172	
4				103.4	30.959	99.5	2:52.381		8				106.9	30.883	99.3	2:50.166	




Session Start: 14:24:59 - Finish: 14:46:48
Weather/Track Conditions: Overcast / Dry
Circuit: Silverstone Historic Grand Prix
Track Length: 5.857 Km - 3.6394 miles

Silverstone International Trophy - 20 - 21 May 2017

HSCC/FJHRA Silverline Historic Formula Junior

Race 1 - Best Sector Times

	SECTOR 1			SECTOR 2			SECTOR 3			IDEAL / BEST LAP COMPARISON					
	NO	TIME	LAP	NO	TIME	LAP	NO	TIME	LAP	NO	NAME	BEST	IN	IDEAL	DIFF
1	53	44.879	3	53	1:10.957	3	53	26.884	7	53	Sam Wilson	2:22.740	3	2:22.720	+0.020
2	84	45.562	5	84	1:13.002	2	84	27.079	5	84	Mark Woodhouse	2:25.902	5	2:25.643	+0.259
3	79	45.764	8	58	1:13.066	3	89	27.288	9	58	Richard Smeeton	2:26.522	3	2:26.432	+0.090
4	61	45.873	8	89	1:13.311	6	61	27.317	6	89	Mark Pangborn	2:27.209	7	2:26.534	+0.675
5	89	45.935	8	82	1:13.587	2	79	27.329	7	79	Michael Hibberd	2:27.501	7	2:26.918	+0.583
6	58	46.010	3	79	1:13.825	6	58	27.356	5	61	Simon Diffey	2:27.526	7	2:27.117	+0.409
7	82	46.143	7	61	1:13.927	7	86	27.566	7	82	Andrew Garside	2:27.858	7	2:27.405	+0.453
8	86	46.521	7	86	1:14.218	7	82	27.675	5	86	Steve Jones	2:28.305	7	2:28.305	+0.000
9	76	46.644	5	76	1:15.199	5	85	27.822	4	76	John Rees	2:30.219	6	2:29.678	+0.541
10	85	46.995	7	85	1:15.421	7	76	27.835	6	85	John Chisholm	2:30.664	7	2:30.238	+0.426
11	14	47.598	7	73	1:17.331	7	73	28.171	3	73	Noel Woodford	2:34.028	7	2:33.869	+0.159
12	73	48.367	7	98	1:17.743	7	98	28.331	6	14	Crispian Besley	2:34.805	7	2:34.731	+0.074
13	98	48.476	5	3	1:17.974	6	14	28.612	3	98	Christopher Merrick	2:35.357	7	2:34.550	+0.807
14	37	48.500	4	14	1:18.521	7	3	28.886	3	3	Justin Fleming	2:36.942	7	2:35.875	+1.067
15	3	49.015	4	37	1:18.676	3	42	29.104	3	37	Andrew Taybr	2:37.296	3	2:36.523	+0.773
16	43	49.253	6	43	1:18.792	6	39	29.191	2	43	Ian Simmonds	2:37.321	6	2:37.321	+0.000
17	33	49.466	6	33	1:19.703	5	33	29.227	4	33	Stuart Tizzard	2:38.602	5	2:38.396	+0.206
18	30	49.895	7	38	1:19.821	7	43	29.276	6	38	Gil Duffy	2:40.222	7	2:40.069	+0.153
19	38	50.436	7	42	1:20.775	6	41	29.312	3	30	Trevor Griffiths	2:41.729	7	2:40.766	+0.963
20	41	50.496	7	30	1:21.256	5	37	29.347	3	42	Jeremy Deeley	2:41.860	6	2:40.577	+1.283
21	29	50.612	3	41	1:21.308	5	29	29.386	5	29	William Grimshaw	2:41.860	6	2:41.378	+0.482
22	87	50.657	7	29	1:21.380	6	30	29.615	3	41	Peter Fenichel	2:42.170	5	2:41.116	+1.054
23	39	50.682	3	46	1:21.740	1	87	29.746	5	39	William Simon Durlin	2:44.111	6	2:43.069	+1.042
24	42	50.698	3	87	1:22.204	5	38	29.812	6	87	Peter Barclay	2:44.155	5	2:42.607	+1.548
25	34	51.926	7	39	1:23.196	1	138	30.450	5	46	Chris Alford	2:46.987	1	2:45.874	+1.113
26	90	52.202	5	90	1:23.907	5	34	30.598	3	90	Andrew Hayden	2:47.592	5	2:46.983	+0.609
27	9	53.234	5	34	1:24.421	5	9	30.675	5	138	Pierre Guichard	2:48.083	5		+
28	46	53.441	2	9	1:26.938	5	46	30.693	2	34	Marc Gordon	2:48.345	5	2:46.945	+1.400
29	26	54.829	3	26	1:27.879	2	90	30.874	4	9	Mark Haynes	2:50.847	5	2:50.847	+0.000
30	97	57.835	3	97	1:33.291	1	26	31.495	5	26	Roger Dexter	2:54.869	2	2:54.203	+0.666
31	60			60			97	33.162	2	97	Hans Ciers	3:06.320	2	3:04.288	+2.032
32	138			138			60	36.409	6	60	Nicholas Daunt	3:25.065	5		+



Session Start: 14:24:59 - Finish: 14:46:48

Weather/Track Conditions: Overcast / Dry

Circuit: Silverstone Historic Grand Prix

Track Length: 5.857 Km - 3.6394 miles




Silverstone International Trophy - 20 - 21 May 2017

HSCC/FJHRA Silverline Historic Formula Junior

Race 1 - Best Sector Speeds

	NO	SECTOR 1	MPH	NO	SECTOR 2	MPH	NO	SECTOR 3	MPH
1		NO SPEED TRAP		53	Sam Wilson	123.1	53	Sam Wilson	114.2
2				79	Michael Hibberd	121.8	79	Michael Hibberd	114.0
3				73	Noel Woodford	120.9	82	Andrew Garside	114.0
4				82	Andrew Garside	120.9	84	Mark Woodhouse	114.0
5				58	Richard Smeeton	120.7	89	Mark Pangborn	113.4
6				84	Mark Woodhouse	120.1	73	Noel Woodford	112.8
7				89	Mark Pangborn	119.0	58	Richard Smeeton	111.7
8				85	John Chisholm	118.6	86	Steve Jones	110.9
9				86	Steve Jones	117.9	85	John Chisholm	110.7
10				61	Simon Diffey	117.1	76	John Rees	110.5
11				76	John Rees	114.1	61	Simon Diffey	108.9
12				90	Andrew Hayden	113.9	3	Justin Fleming	107.6
13				14	Crispian Besley	113.7	14	Crispian Besley	107.1
14				98	Christopher Merrick	113.6	98	Christopher Merrick	107.1
15				38	Gil Duffy	113.2	43	Ian Simmonds	106.8
16				43	Ian Simmonds	113.2	38	Gil Duffy	105.7
17				3	Justin Fleming	112.8	39	William Simon Durling	103.9
18				33	Stuart Tizzard	110.2	37	Andrew Taylor	103.2
19				39	William Simon Durling	109.8	87	Peter Barclay	103.2
20				37	Andrew Taylor	109.3	33	Stuart Tizzard	102.3
21				29	William Grimshaw	108.8	29	William Grimshaw	102.1
22				87	Peter Barclay	108.4	42	Jeremy Deeley	102.1
23				30	Trevor Griffiths	107.9	34	Marc Gordon	101.6
24				42	Jeremy Deeley	107.7	41	Peter Fenichel	101.6
25				138	Pierre Guichard	106.9	9	Mark Haynes	100.9
26				41	Peter Fenichel	106.7	30	Trevor Griffiths	100.9
27				9	Mark Haynes	105.4	46	Chris Alford	100.9
28				34	Marc Gordon	104.4	138	Pierre Guichard	100.9
29				46	Chris Alford	102.1	90	Andrew Hayden	98.5
30				26	Roger Dexter	97.0	26	Roger Dexter	92.9
31				60	Nicholas Daunt	87.4	97	Hans Ciers	84.2
32				97	Hans Ciers	83.6	60	Nicholas Daunt	83.7



Session Start: 14:24:59 - Finish: 14:46:48
Weather/Track Conditions: Overcast / Dry
Circuit: Silverstone Historic Grand Prix
Track Length: 5.857 Km - 3.6394 miles

Silverstone International Trophy - 20 - 21 May 2017

HSCC/FJHRA Silverline Historic Formula Junior

Race 1 - Lap Chart

Lap 1			Lap 2			Lap 3			Lap 4			Lap 5			Lap 6		
NO	Behind	Laptime	NO	Behind	Laptime	NO	Behind	Laptime	NO	Behind	Laptime	NO	Behind	Laptime	NO	Behind	Laptime
53		2:24.882	53		2:22.933	53		2:22.740	53		2:24.733	53		2:23.384	53		2:25.759
84	1.992	2:26.874	84	5.390	2:26.331	84	9.599	2:26.949	84	11.731	2:26.865	84	14.249	2:25.902	87	1 LAP	2:44.155
58	4.266	2:29.148	58	9.691	2:28.358	58	13.473	2:26.522	58	16.065	2:27.325	58	20.350	2:27.669	34	1 LAP	2:48.345
82	5.153	2:30.035	82	10.498	2:28.278	82	15.949	2:28.191	82	21.307	2:30.091	82	26.883	2:28.960	138	1 LAP	2:48.083
79	10.746	2:35.628	79	18.535	2:30.722	79	25.257	2:29.462	79	32.053	2:31.529	79	38.762	2:30.093	9	1 LAP	2:50.847
61	11.547	2:36.429	61	19.249	2:30.635	61	25.969	2:29.460	61	32.723	2:31.487	61	39.508	2:30.169	84	16.959	2:28.469
85	12.013	2:36.895	85	22.003	2:32.923	85	32.295	2:33.032	76	39.775	2:31.768	97	1 LAP	3:11.849	58	22.049	2:27.458
76	12.367	2:37.249	76	23.260	2:33.826	76	32.740	2:32.220	86	40.225	2:31.964	89	46.027	2:28.324	26	1 LAP	2:58.216
86	14.335	2:39.217	86	23.711	2:32.309	86	32.994	2:32.023	89	41.087	2:29.638	76	46.612	2:30.221	82	29.635	2:28.511
98	14.444	2:39.326	98	29.379	2:37.868	89	36.182	2:29.430	85	42.327	2:34.765	86	46.863	2:30.022	79	40.933	2:27.930
14	15.395	2:40.277	89	29.492	2:32.657	98	42.424	2:35.785	98	55.028	2:37.337	85	51.093	2:32.150	61	41.572	2:27.823
37	16.580	2:41.462	14	29.834	2:37.372	14	42.985	2:35.891	14	55.512	2:37.260	98	1:07.017	2:35.373	89	48.763	2:28.495
73	16.749	2:41.631	73	31.533	2:37.717	73	43.334	2:34.541	73	56.488	2:37.887	14	1:08.143	2:36.015	76	51.072	2:30.219
3	18.764	2:43.646	37	31.839	2:38.192	37	46.395	2:37.296	60	1 LAP	3:31.755	73	1:08.600	2:35.496	86	51.376	2:30.272
89	19.768	2:44.650	3	32.965	2:37.134	3	47.491	2:37.266	3	1:02.286	2:39.528	3	1:16.744	2:37.842	85	58.420	2:33.086
46	22.105	2:46.987	38	44.588	2:45.261	43	1:04.173	2:41.527	43	1:18.602	2:39.162	43	1:34.545	2:39.327	98	1:16.955	2:35.697
38	22.260	2:47.142	43	45.386	2:44.794	33	1:04.687	2:40.955	33	1:19.812	2:39.858	33	1:35.030	2:38.602	14	1:18.385	2:36.001
42	22.344	2:47.226	42	46.080	2:46.669	38	1:06.140	2:44.292	38	1:24.000	2:42.593	30	1:43.742	2:42.306	73	1:18.659	2:35.818
43	23.525	2:48.407	33	46.472	2:44.923	30	1:06.974	2:42.946	30	1:24.820	2:42.579	38	1:43.884	2:43.268	3	1:28.011	2:37.026
33	24.482	2:49.364	30	46.768	2:44.170	42	1:07.036	2:43.696	42	1:26.004	2:43.701	42	1:44.512	2:41.892	97	1 LAP	3:13.739
41	25.497	2:50.379	41	47.507	2:44.943	41	1:07.957	2:43.190	41	1:26.487	2:43.263	41	1:45.273	2:42.170	43	1:46.107	2:37.321
30	25.531	2:50.413	46	47.903	2:48.731	29	1:09.847	2:42.929	29	1:27.397	2:42.283	29	1:46.733	2:42.720	33	1:58.553	2:49.282
39	26.352	2:51.234	29	49.658	2:45.499	39	1:13.419	2:45.622	39	1:34.189	2:45.503	39	1:57.509	2:46.704	38	1:59.488	2:41.363
29	27.092	2:51.974	39	50.537	2:47.118	90	1:24.540	2:48.891	90	1:48.919	2:49.112	60	1 LAP	3:29.203	42	2:00.613	2:41.860
90	30.925	2:55.807	90	58.389	2:50.397	9	1:36.966	2:52.933	34	2:03.144	2:49.666	90	2:13.127	2:47.592	30	2:02.650	2:44.667
9	36.691	3:01.573	9	1:06.773	2:53.015	138	1:37.343	2:53.099	138	2:04.991	2:52.381				29	2:02.834	2:41.860
138	37.515	3:02.397	138	1:06.984	2:52.402	34	1:38.211	2:52.781	87	2:05.631	2:46.992				41	2:03.314	2:43.800
34	39.353	3:04.235	34	1:08.170	2:51.750	87	1:43.372	2:47.206	9	2:06.913	2:54.680				39	2:15.861	2:44.111
26	40.472	3:05.354	26	1:12.408	2:54.869	26	1:45.259	2:55.591	26	2:17.904	2:57.378						
97	50.100	3:14.982	87	1:18.906	2:51.017	97	2:19.554	3:08.807									
87	50.822	3:15.704	97	1:33.487	3:06.320												
60	1:09.079	3:33.961	60	2:13.898	3:27.752												

Session Start: 14:24:59 - Finish: 14:46:48
Weather/Track Conditions: Overcast / Dry
Circuit: Silverstone Historic Grand Prix
Track Length: 5.857 Km - 3.6394 miles

Silverstone International Trophy - 20 - 21 May 2017

HSCC/FJHRA Silverline Historic Formula Junior

Race 1 - Lap Chart

Lap 7			Lap 8			Lap 9		
NO	Behind	Laptime	NO	Behind	Laptime	NO	Behind	Laptime
53		2:25.100	53		2:25.659	53		2:34.820
90	1 LAP	2:49.389	39	1 LAP	2:44.530	33	1 LAP	2:46.934
84	20.424	2:28.565	84	23.441	2:28.676	38	1 LAP	2:47.517
87	1 LAP	2:45.699	58	31.400	2:31.420	30	1 LAP	2:45.272
58	25.639	2:28.690	82	36.366	2:29.632	29	1 LAP	2:46.198
34	1 LAP	2:49.395	90	1 LAP	2:51.982	41	1 LAP	2:45.627
138	1 LAP	2:48.302	87	1 LAP	2:45.880	42	1 LAP	3:02.973
82	32.393	2:27.858	79	46.338	2:28.663	84	22.118	2:33.497
9	1 LAP	2:53.001	61	47.348	2:29.009	39	1 LAP	2:49.516
60	2 LAPS	3:25.065	89	54.281	2:29.068	58	29.675	2:33.095
79	43.334	2:27.501	138	1 LAP	2:53.172	82	32.120	2:30.574
61	43.998	2:27.526	34	1 LAP	2:53.685	97	2 LAPS	3:18.406
89	50.872	2:27.209	86	59.487	2:30.565	79	41.914	2:30.396
86	54.581	2:28.305	9	1 LAP	2:52.224	61	43.229	2:30.701
76	57.139	2:31.167	76	1:04.260	2:32.780	89	47.768	2:28.307
26	1 LAP	2:57.534	85	1:14.655	2:36.330	90	1 LAP	2:51.804
85	1:03.984	2:30.664	26	1 LAP	3:00.285	87	1 LAP	2:48.385
98	1:27.212	2:35.357	60	2 LAPS	3:27.031	86	1:01.428	2:36.761
73	1:27.587	2:34.028	98	1:41.293	2:39.740	76	1:05.355	2:35.915
14	1:28.090	2:34.805	14	1:42.237	2:39.806	138	1 LAP	2:50.166
3	1:39.853	2:36.942	73	1:42.952	2:41.024	85	1:19.735	2:39.900
43	2:02.005	2:40.998	3	1:56.045	2:41.851	9	1 LAP	2:53.181
33	2:14.230	2:40.777	43	2:22.383	2:46.037	34	1 LAP	3:02.172
38	2:14.610	2:40.222				98	1:46.999	2:40.526
97	1 LAP	3:09.220				14	1:48.424	2:41.007
30	2:19.279	2:41.729				73	1:48.700	2:40.568
42	2:19.494	2:43.981				26	1 LAP	3:03.693
29	2:19.983	2:42.249				3	2:05.626	2:44.401
41	2:21.733	2:43.519				60	2 LAPS	3:27.208
						43	4:13.890	4:26.327

Session Start: 14:24:59 - Finish: 14:46:48
Weather/Track Conditions: Overcast / Dry
Circuit: Silverstone Historic Grand Prix
Track Length: 5.857 Km - 3.6394 miles

Silverstone International Trophy - 20 - 21 May 2017

HSCC Historic Road Sports supported by Witchampton Garage

Race 2 - Classification - AMENDED

Sheet No:

POS	NO	DRIVER/S	CLASS	CLASS POS	CAR MAKE / MODEL	TIME	LAPS	GAP	DIFF	MPH	BEST	ON
1	111	William Plant	A	1	Morgan Plus 8	20:57.114	8	-- 8 laps --		83.38	2:29.468	4
2	98	Kevin Kivlochan	A	2	Morgan Plus 8	21:05.734	8	8.620	8.620	82.80	2:30.004	6
3	5	Peter Shaw	C	1	Lotus Elan S1	21:06.264	8	9.150	0.530	82.77	2:30.269	6
4	30	Robin Pearce	A	3	Morgan Plus 8	21:07.121	8	10.007	0.857	82.72	2:30.108	4
5	84	Ian Burford	C	2	Ginetta G4	21:43.856	8	46.742	36.735	80.39	2:33.337	5
6	166	Rob Fenn	G	1	Ford Mustang	21:53.724	8	56.610	9.868	79.78	2:34.377	5
7	45	Barry Ashdown	C	3	Lotus Elan	21:57.405	8	1:00.291	3.681	79.56	2:36.089	5
8	16	Robert Rowe	C	4	Lotus Elan S3	21:57.929	8	1:00.815	0.524	79.52	2:36.847	4
9	3	Philip Goddard	A	4	Morgan Plus 8	22:30.824	8	1:33.710	32.895	77.59	2:40.798	4
10	15	Michael Eagles	A	5	De Tomaso Mangusta	22:36.518	8	1:39.404	5.694	77.26	2:40.309	6
11	11	Larry Tucker	G	2	Shelby Mustang GT350	22:38.319	8	1:41.205	1.801	77.16	2:40.750	6
12	55	Nick Savage	A	6	Chevrolet Camaro	23:27.550	8	2:30.436	49.231	74.47	2:46.674	6
13	177	Barry Davison	C	5	Lotus Elan S3	23:36.288	8	2:39.174	8.738	74.01	2:47.740	2
14	6	Johan Denekamp	B	1	TVR Tuscan	23:51.487	8	2:54.373	15.199	73.22	2:49.283	4
15	1	Dick Coffey	E	1	Turner Mk1	23:55.572	8	2:58.458	4.085	73.01	2:48.925	4
16	88	Paul Brown	D	1	MGB	21:03.339	7	-- 7 laps --	7.764	72.59	2:50.055	5
17	37	Mervyn Selwyn	C	6	Lotus Elan S3	21:19.412	7	16.073	16.073	71.68	2:51.588	5
18	91	Richard Owen	F	1	Triumph TR2	21:20.683	7	17.344	1.271	71.61	2:52.050	5
19	20	Jamie Mason	C	7	Turner Mk2	21:21.281	7	17.942	0.598	71.58	2:52.145	5
20	77	Jeremy Mortimer	D	2	MGB	21:39.450	7	36.111	18.169	70.58	2:55.212	4
21	22	Tony Davis	E	2	Austin Healey Sprite	21:52.201	7	48.862	12.751	69.89	2:55.400	5
22	7	Teifion Salisbury	C	8	Lotus Seven S2	23:03.518	7	2:00.179	1:11.317	66.29	3:06.150	3

----- NOT CLASSIFIED -----

DNF 26	John Davison	C	Lotus Elan S1	18:21.364	7	-- 7 laps --		83.27	2:28.697	5
DNF 2	Ian Jacobs	D	Fiat 124 Spider	6:49.815	2	-- 2 laps --	1:01.025	63.94	2:49.187	2
EXC 4	Costas Michael	D	Sunbeam Alpine	21:10.861	7	-- 7 laps --		72.16	2:47.090	5

----- FASTEST LAP SUMMARY -----

NO	DRIVER/S	CLASS	CAR MAKE / MODEL	FASTEST LAP	ON	MPH
26	John Davison	C	Lotus Elan S1	2:28.697	5	88.11
111	William Plant	A	Morgan Plus 8	2:29.468	4	87.66
166	Rob Fenn	G	Ford Mustang	2:34.377	5	84.87
4	Costas Michael	D	Sunbeam Alpine	2:47.090	5	78.41
1	Dick Coffey	E	Turner Mk1	2:48.925	4	77.56
6	Johan Denekamp	B	TVR Tuscan	2:49.283	4	77.40
91	Richard Owen	F	Triumph TR2	2:52.050	5	76.15

Car 4 excluded from results - Regulations 5.6.1 (P.7 of 11) & 5.14 (P.9 of 11) refer.

Session Start: 15:00:04 - Finish: 15:21:01

Weather/Track Conditions: Overcast / Dry

Circuit: Silverstone Historic Grand Prix

Track Length: 5.857 Km - 3.6394 miles

These results are provisional until the conclusion of any judicial and technical matters.

Clerk of the Course:

Timekeeper:

Issued at:

Julian Floyd

Nick Palmer



Printed : 20-05-2017 - 17:07

Full results available at www.mstworld.com. Email: timing@mstworld.com

Silverstone International Trophy - 20 - 21 May 2017

HSCC Historic Road Sports supported by Witchampton Garage

Race 2 - Sector Analysis

1 Dick Coffey (E)								Turner Mk 1							
Lap	Sect-1	Speed	Sect-2	Speed	Sect-3	Speed	Laptime Pit	Lap	Sect-1	Speed	Sect-2	Speed	Sect-3	Speed	Laptime Pit
1			1:26.908	100.8	31.877	94.9	3:47.478	5	53.281		1:24.554	103.4	32.013	95.9	2:49.848
2	52.950		1:26.144	102.0	31.763	95.0	2:50.857	6	52.721		1:27.485	102.8	31.319	95.2	2:51.525
3	52.829		1:25.539	102.1	31.165	96.1	2:49.533	7	54.193		1:30.671	96.6	32.545	92.8	2:57.409
4	52.558		1:24.868	102.6	31.499	95.7	2:48.925	8	55.392		1:30.256	95.7	34.349	87.5	2:59.997

2 Ian Jacobs (D)								Fiat 124 Spider							
Lap	Sect-1	Speed	Sect-2	Speed	Sect-3	Speed	Laptime Pit	Lap	Sect-1	Speed	Sect-2	Speed	Sect-3	Speed	Laptime Pit
1			1:42.432	101.2	30.622	98.7	4:00.628	2	51.904		1:26.563	105.8	30.720	98.0	2:49.187

3 Philip Goddard (A)								Morgan Plus 8							
Lap	Sect-1	Speed	Sect-2	Speed	Sect-3	Speed	Laptime Pit	Lap	Sect-1	Speed	Sect-2	Speed	Sect-3	Speed	Laptime Pit
1			1:19.092	116.3	29.138	108.0	3:27.192	5	49.533		1:21.696	112.6	29.800	106.2	2:41.029
2	49.557		1:22.996	113.7	30.294	106.6	2:42.847	6	49.759		1:23.259	114.9	30.007	106.2	2:43.025
3	49.691		1:22.101	114.5	29.409	106.8	2:41.201	7	49.748		1:26.159	106.5	30.490	105.4	2:46.397
4	49.636		1:21.902	115.9	29.260	107.6	2:40.798	8	51.609		1:25.382	108.4	31.344	102.6	2:48.335

4 Costas Michael (D)								Sunbeam Alpine							
Lap	Sect-1	Speed	Sect-2	Speed	Sect-3	Speed	Laptime Pit	Lap	Sect-1	Speed	Sect-2	Speed	Sect-3	Speed	Laptime Pit
1			1:25.039	105.4	30.581	98.9	3:41.580	5	52.071		1:24.124	104.0	30.895	96.6	2:47.090
2	52.617		1:24.334	107.0	56.085	95.5	3:13.036	6	54.065		1:26.561	100.9	31.856	96.7	2:52.482
3	54.485		1:26.741	102.5	31.418	98.0	2:52.644	7	52.985		1:29.985	104.0	31.111	96.6	2:54.081
4	54.253		1:24.555	103.6	31.140	97.0	2:49.948	8							


5 Peter Shaw (C)								Lotus Elan S1							
Lap	Sect-1	Speed	Sect-2	Speed	Sect-3	Speed	Laptime Pit	Lap	Sect-1	Speed	Sect-2	Speed	Sect-3	Speed	Laptime Pit
1			1:16.547	120.7	28.178	111.3	3:22.380	5	47.164		1:15.722	113.6	28.919	109.2	2:31.805
2	46.627		1:16.019	118.6	28.407	110.5	2:31.053	6	46.822		1:15.268	119.6	28.179	109.8	2:30.269
3	47.327		1:15.623	118.1	28.348	110.0	2:31.298	7	47.352		1:17.526	119.0	28.061	109.8	2:32.939
4	47.106		1:15.517	120.3	28.098	110.0	2:30.721	8	50.306		1:17.162	118.8	28.331	112.0	2:35.799

6 Johan Denekamp (B)								TVR Tuscan							
Lap	Sect-1	Speed	Sect-2	Speed	Sect-3	Speed	Laptime Pit	Lap	Sect-1	Speed	Sect-2	Speed	Sect-3	Speed	Laptime Pit
1			1:26.379	98.8	31.832	96.0	3:45.655	5	53.283		1:24.936	102.3	31.429	95.7	2:49.648
2	52.833		1:24.999	101.1	32.041	96.1	2:49.873	6	53.022		1:25.839	100.3	32.257	95.2	2:51.118
3	53.406		1:25.964	102.0	31.361	96.7	2:50.731	7	54.554		1:29.740	98.8	32.739	90.8	2:57.033
4	53.024		1:24.773	102.0	31.486	95.9	2:49.283	8	55.385		1:28.814	98.0	33.947	84.3	2:58.146

7 Teifion Salisbury (C)								Lotus Seven S2							
Lap	Sect-1	Speed	Sect-2	Speed	Sect-3	Speed	Laptime Pit	Lap	Sect-1	Speed	Sect-2	Speed	Sect-3	Speed	Laptime Pit
1			1:36.454	88.4	33.721	91.2	4:06.154	5	58.960		1:35.969	89.2	33.325	93.4	3:08.254
2	58.506		1:37.700	90.8	32.984	91.0	3:09.190	6	58.658		1:38.279	96.0	33.259	91.7	3:10.196
3	58.869		1:34.210	95.9	33.071	90.8	3:06.150	7	1:00.716		1:38.337	91.6	36.527	83.6	3:15.580
4	58.190		1:36.010	94.7	33.794	89.8	3:07.994	8							

11 Larry Tucker (G)								Shelby Mustang GT350							
Lap	Sect-1	Speed	Sect-2	Speed	Sect-3	Speed	Laptime Pit	Lap	Sect-1	Speed	Sect-2	Speed	Sect-3	Speed	Laptime Pit
1			1:22.005	120.5	29.575	106.8	3:33.400	5	50.926		1:22.846	113.6	29.831	105.4	2:43.603
2	49.863		1:23.881	114.3	30.529	105.2	2:44.273	6	49.404		1:21.445	117.9	29.901	106.6	2:40.750
3	50.346		1:22.689	119.2	30.033	103.4	2:43.068	7	49.638		1:23.421	115.9	30.184	104.6	2:43.243
4	50.272		1:22.125	118.4	29.962	96.1	2:42.359	8	50.656		1:25.175	107.0	31.792	100.4	2:47.623

15 Michael Eagles (A)								De Tomaso Mangusta							
Lap	Sect-1	Speed	Sect-2	Speed	Sect-3	Speed	Laptime Pit	Lap	Sect-1	Speed	Sect-2	Speed	Sect-3	Speed	Laptime Pit
1			1:21.272	116.5	34.437	107.8	3:38.774	5	49.520		1:22.202	108.2	29.678	104.6	2:41.400
2	49.800		1:22.356	114.1	29.427	105.2	2:41.583	6	49.637		1:21.182	113.2	29.490	106.9	2:40.309
3	50.000		1:22.706	110.7	29.347	108.2	2:42.053	7	50.041		1:23.876	103.9	30.223	102.9	2:44.140
4	48.849		1:22.285	115.3	29.323	104.7	2:40.457	8	51.931		1:24.745	106.5	31.126	101.2	2:47.802



Session Start: 15:00:04 - Finish: 15:21:01
Weather/Track Conditions: Overcast / Dry
Circuit: Silverstone Historic Grand Prix
Track Length: 5.857 Km - 3.6394 miles

Silverstone International Trophy - 20 - 21 May 2017

HSCC Historic Road Sports supported by Witchampton Garage

Race 2 - Sector Analysis

16 Robert Rowe (C)							Lotus Elan S3										
lap	Sect-1	Speed	Sect-2	Speed	Sect-3	Speed	Laptime	Pit	lap	Sect-1	Speed	Sect-2	Speed	Sect-3	Speed	Laptime	Pit
1			1:20.498	112.0	28.420	109.2	3:28.633		5	48.475		1:19.474	114.3	29.194	106.9	2:37.143	
2	48.847		1:22.076	110.4	29.245	107.6	2:40.168		6	48.744		1:20.135	114.5	28.624	108.2	2:37.503	
3	49.448		1:19.389	109.1	29.102	107.5	2:37.939		7	49.732		1:20.396	115.7	29.159	108.7	2:39.287	
4	48.572		1:19.403	116.1	28.872	107.5	2:36.847		8	48.887		1:22.148	108.6	29.374	108.3	2:40.409	

20 Jamie Mason (C)							Turner Mk 2										
lap	Sect-1	Speed	Sect-2	Speed	Sect-3	Speed	Laptime	Pit	lap	Sect-1	Speed	Sect-2	Speed	Sect-3	Speed	Laptime	Pit
1			1:30.213	95.7	31.901	90.3	3:55.369		5	53.276		1:27.914	95.3	30.955	98.2	2:52.145	
2	56.087		1:31.172	92.9	32.547	98.0	2:59.806		6	53.075		1:27.029	105.8	32.339	96.0	2:52.443	
3	54.586		1:27.758	102.9	31.297	95.9	2:53.641		7	57.497		1:27.153	105.5	30.324	98.6	2:54.974	
4	54.474		1:27.308	100.5	31.121	98.7	2:52.903		8								

22 Tony Davis (E)							Austin Healey Sprite Mk1										
lap	Sect-1	Speed	Sect-2	Speed	Sect-3	Speed	Laptime	Pit	lap	Sect-1	Speed	Sect-2	Speed	Sect-3	Speed	Laptime	Pit
1				96.4	31.928	90.2	3:54.928		5				95.2	31.941	89.1	2:55.400	
2				97.7	32.272	87.9	2:59.196		6				92.7	32.444	88.0	3:03.303	
3				96.3	33.863	85.3	2:58.480		7				95.1	33.384	86.8	3:03.546	
4				94.3	32.559	88.5	2:57.348		8								


26 John Davison (C)							Lotus Elan S1										
lap	Sect-1	Speed	Sect-2	Speed	Sect-3	Speed	Laptime	Pit	lap	Sect-1	Speed	Sect-2	Speed	Sect-3	Speed	Laptime	Pit
1			1:15.314	120.7	27.467	110.9	3:18.812		5	46.369		1:14.138	120.3	28.190	109.4	2:28.697	
2	46.473		1:15.384	120.5	28.121	108.3	2:29.978		6	46.530		1:14.365	120.3	28.628	103.1	2:29.523	
3	46.885		1:14.456	121.4	27.591	110.5	2:28.932		7	47.751		1:18.783	114.9	29.267	79.5	2:35.801	
4	46.539		1:14.797	120.9	28.285	104.9	2:29.621		8								

30 Robin Pearce (A)							Morgan Plus 8										
lap	Sect-1	Speed	Sect-2	Speed	Sect-3	Speed	Laptime	Pit	lap	Sect-1	Speed	Sect-2	Speed	Sect-3	Speed	Laptime	Pit
1			1:16.823	118.1	28.027	112.6	3:21.802		5	47.192		1:16.277	116.7	28.706	115.2	2:32.175	
2	47.141		1:17.152	118.6	27.898	112.6	2:32.191		6	46.650		1:17.263	119.0	28.073	112.8	2:31.986	
3	47.676		1:16.225	117.9	28.146	112.8	2:32.047		7	47.525		1:16.680	117.9	27.987	113.2	2:32.192	
4	46.584		1:15.655	119.6	27.869	113.6	2:30.108		8	48.853		1:17.762	116.3	28.005	114.2	2:34.620	

37 Mervyn Selwyn (C)							Lotus Elan S3										
lap	Sect-1	Speed	Sect-2	Speed	Sect-3	Speed	Laptime	Pit	lap	Sect-1	Speed	Sect-2	Speed	Sect-3	Speed	Laptime	Pit
1			1:29.600	104.0	32.617	96.9	3:53.435		5	53.392		1:27.322	108.2	30.874	101.2	2:51.588	
2	55.450		1:30.994	101.5	32.133	100.3	2:58.577		6	52.493		1:29.539	104.9	31.199	101.0	2:53.231	
3	53.040		1:29.104	107.2	32.411	99.3	2:54.555		7	56.661		1:27.550	106.0	30.622	102.3	2:54.833	
4	55.249		1:26.846	105.8	31.098	103.2	2:53.193		8								

45 Barry Ashdown (C)							Lotus Elan										
lap	Sect-1	Speed	Sect-2	Speed	Sect-3	Speed	Laptime	Pit	lap	Sect-1	Speed	Sect-2	Speed	Sect-3	Speed	Laptime	Pit
1			1:20.860	112.0	29.010	112.4	3:31.309		5	47.410		1:19.356	117.1	29.323	108.5	2:36.089	
2	47.876		1:20.921	116.9	30.124	104.2	2:38.921		6	48.374		1:20.263	119.2	28.605	110.7	2:37.242	
3	49.541		1:20.192	117.3	28.861	112.4	2:38.594		7	48.800		1:20.308	113.7	28.758	111.1	2:37.866	
4	48.014		1:19.701	114.5	29.112	112.8	2:36.827		8	48.842		1:22.355	110.0	29.360	108.9	2:40.557	

55 Nick Savage (A)							Chevrolet Camaro										
lap	Sect-1	Speed	Sect-2	Speed	Sect-3	Speed	Laptime	Pit	lap	Sect-1	Speed	Sect-2	Speed	Sect-3	Speed	Laptime	Pit
1			1:23.961	115.7	30.101	105.7	3:36.997		5	52.386		1:24.525	109.5	31.500	103.9	2:48.411	
2	51.414		1:26.371	113.7	30.199	107.3	2:47.984		6	52.184		1:23.896	109.3	30.594	102.6	2:46.674	
3	52.036		1:24.649	109.8	30.234	103.7	2:46.919		7	52.537		1:29.083	104.9	32.668	98.2	2:54.288	
4	51.732		1:26.175	110.2	30.904	104.9	2:48.811		8	54.512		1:29.494	99.4	33.460	94.8	2:57.466	



Session Start: 15:00:04 - Finish: 15:21:01
Weather/Track Conditions: Overcast / Dry
Circuit: Silverstone Historic Grand Prix
Track Length: 5.857 Km - 3.6394 miles

Silverstone International Trophy - 20 - 21 May 2017

HSCC Historic Road Sports supported by Witchampton Garage

Race 2 - Sector Analysis

77 Jeremy Mortimer (D)							MGB										
lap	Sect-1	Speed	Sect-2	Speed	Sect-3	Speed	Laptime	Pit	lap	Sect-1	Speed	Sect-2	Speed	Sect-3	Speed	Laptime	Pit
1			1:29.832	99.6	32.476	92.1	3:53.196		5	55.526		1:27.672	98.5	32.273	92.6	2:55.471	
2	57.447		1:31.270	101.7	33.535	93.0	3:02.252		6	55.148		1:30.604	97.1	32.525	92.0	2:58.277	
3	55.152		1:28.068	100.8	32.251	92.5	2:55.471		7	56.136		1:30.418	96.8	33.017	91.1	2:59.571	
4	55.245		1:27.962	98.5	32.005	92.8	2:55.212		8								

84 Ian Burford (C)							Ginetta G4										
lap	Sect-1	Speed	Sect-2	Speed	Sect-3	Speed	Laptime	Pit	lap	Sect-1	Speed	Sect-2	Speed	Sect-3	Speed	Laptime	Pit
1			1:19.021	113.6	28.362	105.9	3:28.280		5	48.327		1:16.427	113.0	28.583	105.1	2:33.337	
2	48.426		1:18.784	111.5	28.796	103.2	2:36.006		6	49.507		1:16.910	113.2	28.692	105.9	2:35.109	
3	49.294		1:18.429	110.7	28.848	102.9	2:36.571		7	50.586		1:21.234	112.6	29.214	103.4	2:41.034	
4	49.113		1:16.694	113.0	28.268	105.9	2:34.075		8	50.470		1:19.740	111.8	29.234	102.9	2:39.444	

88 Paul Brown (D)							MGB										
lap	Sect-1	Speed	Sect-2	Speed	Sect-3	Speed	Laptime	Pit	lap	Sect-1	Speed	Sect-2	Speed	Sect-3	Speed	Laptime	Pit
1				100.3	31.545	93.6	3:48.732		5				100.9	30.953	93.4	2:50.055	
2				100.6	31.653	93.0	2:54.040		6				100.6	31.457	93.3	2:51.909	
3				98.0	31.583	94.0	2:53.351		7				100.5	31.479	93.6	2:52.819	
4				99.0	31.493	92.8	2:52.433		8								


91 Richard Owen (F)							Triumph TR2										
lap	Sect-1	Speed	Sect-2	Speed	Sect-3	Speed	Laptime	Pit	lap	Sect-1	Speed	Sect-2	Speed	Sect-3	Speed	Laptime	Pit
1			1:31.330	100.3	31.409	93.6	3:54.090		5	53.366		1:27.753	100.9	30.931	96.3	2:52.050	
2	56.923		1:30.281	97.1	32.947	94.8	3:00.151		6	53.022		1:26.908	100.0	32.675	94.4	2:52.605	
3	54.248		1:27.427	100.9	32.538	92.2	2:54.213		7	56.841		1:27.393	101.7	30.494	94.9	2:54.728	
4	54.393		1:27.435	99.9	31.018	95.5	2:52.846		8								

98 Kevin Kivlochan (A)							Morgan Plus 8										
lap	Sect-1	Speed	Sect-2	Speed	Sect-3	Speed	Laptime	Pit	lap	Sect-1	Speed	Sect-2	Speed	Sect-3	Speed	Laptime	Pit
1			1:16.721	120.3	28.195	110.2	3:23.191		5	46.443		1:16.118	122.5	28.419	112.0	2:30.980	
2	46.665		1:16.478	119.4	28.633	111.1	2:31.776		6	46.451		1:15.644	122.5	27.909	113.2	2:30.004	
3	47.098		1:16.527	118.6	28.064	111.7	2:31.689		7	46.592		1:18.118	119.8	28.230	111.7	2:32.940	
4	46.509		1:15.629	122.9	28.192	111.8	2:30.330		8	47.986		1:17.971	120.3	28.867	111.1	2:34.824	

111 William Plant (A)							Morgan Plus 8										
lap	Sect-1	Speed	Sect-2	Speed	Sect-3	Speed	Laptime	Pit	lap	Sect-1	Speed	Sect-2	Speed	Sect-3	Speed	Laptime	Pit
1			1:15.962	118.8	27.657	114.0	3:19.473		5	46.254		1:16.007	117.5	27.928	112.6	2:30.189	
2	46.776		1:15.714	118.1	28.022	112.8	2:30.512		6	46.860		1:15.091	120.1	27.945	113.4	2:29.896	
3	46.771		1:15.231	119.0	27.759	113.2	2:29.761		7	48.210		1:16.761	117.9	28.748	113.2	2:33.719	
4	46.677		1:14.957	118.4	27.834	114.0	2:29.468		8	47.345		1:18.281	115.1	28.470	112.8	2:34.096	

166 Rob Fenn (G)							Ford Mustang										
lap	Sect-1	Speed	Sect-2	Speed	Sect-3	Speed	Laptime	Pit	lap	Sect-1	Speed	Sect-2	Speed	Sect-3	Speed	Laptime	Pit
1			1:19.695	109.8	29.254	112.4	3:29.576		5	47.419		1:17.551	115.5	29.407	111.8	2:34.377	
2	47.486		1:21.436	112.8	29.911	109.2	2:38.833		6	47.700		1:19.498	109.5	30.151	110.0	2:37.349	
3	48.861		1:18.135	117.1	29.213	113.8	2:36.209		7	48.176		1:22.296	107.5	30.418	106.1	2:40.890	
4	47.516		1:18.107	117.1	29.422	111.5	2:35.045		8	49.718		1:21.227	109.7	30.500	102.0	2:41.445	

177 Barry Davison (C)							Lotus Elan S3										
lap	Sect-1	Speed	Sect-2	Speed	Sect-3	Speed	Laptime	Pit	lap	Sect-1	Speed	Sect-2	Speed	Sect-3	Speed	Laptime	Pit
1			1:23.687	110.7	30.667	105.6	3:40.084		5	53.024		1:25.516	108.2	30.880	101.2	2:49.420	
2	52.945		1:24.102	113.7	30.693	102.4	2:47.740		6	52.441		1:26.418	107.4	31.421	103.2	2:50.280	
3	52.939		1:26.605	107.2	31.244	104.2	2:50.788		7	52.190		1:28.576	106.7	32.462	100.4	2:53.228	
4	52.863		1:26.373	105.0	31.761	99.5	2:50.997		8	52.800		1:27.283	104.9	33.668	90.0	2:53.751	




Session Start: 15:00:04 - Finish: 15:21:01
Weather/Track Conditions: Overcast / Dry
Circuit: Silverstone Historic Grand Prix
Track Length: 5.857 Km - 3.6394 miles

Silverstone International Trophy - 20 - 21 May 2017

HSCC Historic Road Sports supported by Witchampton Garage

Race 2 - Best Sector Times

	SECTOR 1			SECTOR 2			SECTOR 3			IDEAL / BEST LAP COMPARISON					
	NO	TIME	LAP	NO	TIME	LAP	NO	TIME	LAP	NO	NAME	BEST	IN	IDEAL	DIFF
1	111	46.254	5	26	1:14.138	5	26	27.467	1	26	John Davison	2:28.697	5	2:27.974	+0.723
2	26	46.369	5	111	1:14.957	4	111	27.657	1	111	William Plant	2:29.468	4	2:28.868	+0.600
3	98	46.443	5	5	1:15.268	6	30	27.869	4	98	Kevin Kivlochan	2:30.004	6	2:29.981	+0.023
4	30	46.584	4	98	1:15.629	4	98	27.909	6	30	Robin Pearce	2:30.108	4	2:30.108	+0.000
5	5	46.627	2	30	1:15.655	4	5	28.061	7	5	Peter Shaw	2:30.269	6	2:29.956	+0.313
6	45	47.410	5	84	1:16.427	5	84	28.268	4	84	Ian Burford	2:33.337	5	2:33.022	+0.315
7	166	47.419	5	166	1:17.551	5	16	28.420	1	166	Rob Fenn	2:34.377	5	2:34.183	+0.194
8	84	48.327	5	3	1:19.092	1	45	28.605	6	45	Barry Ashdown	2:36.089	5	2:35.371	+0.718
9	16	48.475	5	45	1:19.356	5	3	29.138	1	16	Robert Row e	2:36.847	4	2:36.284	+0.563
10	15	48.849	4	16	1:19.389	3	166	29.213	3	15	Michael Eagles	2:40.309	6	2:39.354	+0.955
11	11	49.404	6	15	1:21.182	6	15	29.323	4	11	Larry Tucker	2:40.750	6	2:40.424	+0.326
12	3	49.533	5	11	1:21.445	6	11	29.575	1	3	Philip Goddard	2:40.798	4	2:37.763	+3.035
13	55	51.414	2	177	1:23.687	1	55	30.101	1	55	Nick Savage	2:46.674	6	2:45.411	+1.263
14	2	51.904	2	55	1:23.896	6	20	30.324	7	4	Costas Michael	2:47.090	5	2:46.776	+0.314
15	4	52.071	5	4	1:24.124	5	91	30.494	7	177	Barry Davison	2:47.740	2	2:46.544	+1.196
16	177	52.190	7	1	1:24.554	5	4	30.581	1	1	Dick Coffey	2:48.925	4	2:48.277	+0.648
17	37	52.493	6	6	1:24.773	4	2	30.622	1	2	Ian Jacobs	2:49.187	2	2:48.163	+1.024
18	1	52.558	4	2	1:25.637	3	37	30.622	7	6	Johan Denekamp	2:49.283	4	2:48.967	+0.316
19	6	52.833	2	37	1:26.846	4	177	30.667	1	88	Paul Brow n	2:50.055	5		+
20	91	53.022	6	91	1:26.908	6	88	30.953	5	37	Mervyn Selwyn	2:51.588	5	2:49.961	+1.627
21	20	53.075	6	20	1:27.029	6	1	31.165	3	91	Richard Ow en	2:52.050	5	2:50.424	+1.626
22	77	55.148	6	77	1:27.672	5	6	31.361	3	20	Jamie Mason	2:52.145	5	2:50.428	+1.717
23	7	58.190	4	7	1:34.210	3	22	31.928	1	77	Jeremy Mortimer	2:55.212	4	2:54.825	+0.387
24	22			22			77	32.005	4	22	Tony Davis	2:55.400	5		+
25	88			88			7	32.984	2	7	Teifion Salisbury	3:06.150	3	3:05.384	+0.766



Session Start: 15:00:04 - Finish: 15:21:01
Weather/Track Conditions: Overcast / Dry
Circuit: Silverstone Historic Grand Prix
Track Length: 5.857 Km - 3.6394 miles




Silverstone International Trophy - 20 - 21 May 2017

HSCC Historic Road Sports supported by Witchampton Garage

Race 2 - Best Sector Speeds

	NO	SECTOR 1	MPH	NO	SECTOR 2	MPH	NO	SECTOR 3	MPH
1		NO SPEED TRAP		98	Kevin Kivlochan	122.9	30	Robin Pearce	115.2
2				26	John Davison	121.4	111	William Plant	114.0
3				5	Peter Shaw	120.7	166	Rob Fenn	113.8
4				11	Larry Tucker	120.5	98	Kevin Kivlochan	113.2
5				111	William Plant	120.1	45	Barry Ashdown	112.8
6				30	Robin Pearce	119.6	5	Peter Shaw	112.0
7				45	Barry Ashdown	119.2	26	John Davison	110.9
8				166	Rob Fenn	117.1	16	Robert Row e	109.2
9				15	Michael Eagles	116.5	15	Michael Eagles	108.2
10				3	Philip Goddard	116.3	3	Philip Goddard	108.0
11				16	Robert Row e	116.1	55	Nick Savage	107.3
12				55	Nick Savage	115.7	11	Larry Tucker	106.8
13				177	Barry Davison	113.7	84	Ian Burford	105.9
14				84	Ian Burford	113.6	177	Barry Davison	105.6
15				37	Mervyn Selwyn	108.2	37	Mervyn Selwyn	103.2
16				4	Costas Michael	107.0	4	Costas Michael	98.9
17				2	Ian Jacobs	105.8	2	Ian Jacobs	98.7
18				20	Jamie Mason	105.8	20	Jamie Mason	98.7
19				1	Dick Coffey	103.4	6	Johan Denekamp	96.7
20				6	Johan Denekamp	102.3	91	Richard Ow en	96.3
21				77	Jeremy Mortimer	101.7	1	Dick Coffey	96.1
22				91	Richard Ow en	101.7	88	Paul Brow n	94.0
23				88	Paul Brow n	100.9	7	Teifion Salisbury	93.4
24				22	Tony Davis	97.7	77	Jeremy Mortimer	93.0
25				7	Teifion Salisbury	96.0	22	Tony Davis	90.2



Session Start: 15:00:04 - Finish: 15:21:01
Weather/Track Conditions: Overcast / Dry
Circuit: Silverstone Historic Grand Prix
Track Length: 5.857 Km - 3.6394 miles

Silverstone International Trophy - 20 - 21 May 2017

HSCC Historic Road Sports supported by Witchampton Garage

Race 2 - Lap Chart

Lap 1			Lap 2			Lap 3			Lap 4			Lap 5			Lap 6		
NO	Behind	Laptime	NO	Behind	Laptime	NO	Behind	Laptime	NO	Behind	Laptime	NO	Behind	Laptime	NO	Behind	Laptime
26		3:18.812	26		2:29.978	26		2:28.932	26		2:29.621	26		2:28.697	26		2:29.523
111	0.661	3:19.473	111	1.195	2:30.512	111	2.024	2:29.761	111	1.871	2:29.468	111	3.363	2:30.189	111	3.736	2:29.896
30	2.990	3:21.802	5	4.643	2:31.053	5	7.009	2:31.298	5	8.109	2:30.721	5	11.217	2:31.805	5	11.963	2:30.269
5	3.568	3:22.380	30	5.203	2:32.191	30	8.318	2:32.047	30	8.805	2:30.108	98	11.926	2:30.980	98	12.407	2:30.004
98	4.379	3:23.191	98	6.177	2:31.776	98	8.934	2:31.689	98	9.643	2:30.330	30	12.283	2:32.175	30	14.746	2:31.986
3	8.380	3:27.192	84	15.496	2:36.006	84	23.135	2:36.571	84	27.589	2:34.075	7	1 LAP	3:07.994	84	37.815	2:35.109
84	9.468	3:28.280	166	19.619	2:38.833	166	26.896	2:36.209	166	32.320	2:35.045	84	32.229	2:33.337	166	45.826	2:37.349
16	9.821	3:28.633	16	20.011	2:40.168	16	29.018	2:37.939	16	36.244	2:36.847	166	38.000	2:34.377	7	1 LAP	3:08.254
166	10.764	3:29.576	3	21.249	2:42.847	45	31.102	2:38.594	45	38.308	2:36.827	16	44.690	2:37.143	16	52.670	2:37.503
45	12.497	3:31.309	45	21.440	2:38.921	3	33.518	2:41.201	3	44.695	2:40.798	45	45.700	2:36.089	45	53.419	2:37.242
11	14.588	3:33.400	11	28.883	2:44.273	11	43.019	2:43.068	15	55.524	2:40.457	3	57.027	2:41.029	3	1:10.529	2:43.025
55	18.185	3:36.997	15	31.567	2:41.583	15	44.688	2:42.053	11	55.757	2:42.359	15	1:08.227	2:41.400	15	1:19.013	2:40.309
15	19.962	3:38.774	55	36.191	2:47.984	55	54.178	2:46.919	55	1:13.368	2:48.811	11	1:10.663	2:43.603	11	1:21.890	2:40.750
177	21.272	3:40.084	177	39.034	2:47.740	177	1:00.890	2:50.788	177	1:22.266	2:50.997	55	1:33.082	2:48.411	55	1:50.233	2:46.674
4	22.768	3:41.580	6	46.738	2:49.873	6	1:08.537	2:50.731	6	1:28.199	2:49.283	177	1:42.989	2:49.420	177	2:03.746	2:50.280
6	26.843	3:45.655	1	49.545	2:50.857	1	1:10.146	2:49.533	1	1:29.450	2:48.925	6	1:49.150	2:49.648	6	2:10.745	2:51.118
1	28.666	3:47.478	88	53.982	2:54.040	88	1:18.401	2:53.351	88	1:41.213	2:52.433	1	1:50.601	2:49.848	1	2:12.603	2:51.525
88	29.920	3:48.732	2	1:01.025	2:49.187	37	1:28.845	2:54.555	4	1:49.865	2:49.948	88	2:02.571	2:50.055	88	2:24.957	2:51.909
77	34.384	3:53.196	37	1:03.222	2:58.577	4	1:29.538	2:52.644	37	1:52.417	2:53.193	4	2:08.258	2:47.090	4	2:31.217	2:52.482
37	34.623	3:53.435	22	1:05.334	2:59.196	91	1:30.732	2:54.213	91	1:53.957	2:52.846	37	2:15.308	2:51.588			
91	35.278	3:54.090	91	1:05.451	3:00.151	20	1:31.094	2:53.641	20	1:54.376	2:52.903	91	2:17.310	2:52.050			
22	36.116	3:54.928	4	1:05.826	3:13.036	77	1:33.197	2:55.471	77	1:58.788	2:55.212	20	2:17.824	2:52.145			
20	36.557	3:55.369	20	1:06.385	2:59.806	22	1:34.882	2:58.480	22	2:02.609	2:57.348	77	2:25.562	2:55.471			
2	41.816	4:00.628	77	1:06.658	3:02.252	7	2:03.772	3:06.150				22	2:29.312	2:55.400			
7	47.342	4:06.154	7	1:26.554	3:09.190												

Session Start: 15:00:04 - Finish: 15:21:01
Weather/Track Conditions: Overcast / Dry
Circuit: Silverstone Historic Grand Prix
Track Length: 5.857 Km - 3.6394 miles

Silverstone International Trophy - 20 - 21 May 2017

HSCC Historic Road Sports supported by Witchampton Garage

Race 2 - Lap Chart

Lap 7			Lap 8		
NO	Behind	Laptime	NO	Behind	Laptime
26		2:35.801	111		2:34.096
111	1.654	2:33.719	88	1 LAP	2:52.819
37	1 LAP	2:53.231	98	8.620	2:34.824
91	1 LAP	2:52.605	5	9.150	2:35.799
20	1 LAP	2:52.443	30	10.007	2:34.620
5	9.101	2:32.939	4	1 LAP	2:54.081
98	9.546	2:32.940	37	1 LAP	2:54.833
30	11.137	2:32.192	91	1 LAP	2:54.728
77	1 LAP	2:58.277	20	1 LAP	2:54.974
22	1 LAP	3:03.303	77	1 LAP	2:59.571
84	43.048	2:41.034	84	46.742	2:39.444
166	50.915	2:40.890	22	1 LAP	3:03.546
45	55.484	2:37.866	166	56.610	2:41.445
16	56.156	2:39.287	45	1:00.291	2:40.557
3	1:21.125	2:46.397	16	1:00.815	2:40.409
7	1 LAP	3:10.196	3	1:33.710	2:48.335
15	1:27.352	2:44.140	15	1:39.404	2:47.802
11	1:29.332	2:43.243	11	1:41.205	2:47.623
55	2:08.720	2:54.288	7	1 LAP	3:15.580
177	2:21.173	2:53.228	55	2:30.436	2:57.466
6	2:31.977	2:57.033	177	2:39.174	2:53.751
1	2:34.211	2:57.409	6	2:54.373	2:58.146
			1	2:58.458	2:59.997

Session Start: 15:00:04 - Finish: 15:21:01
Weather/Track Conditions: Overcast / Dry
Circuit: Silverstone Historic Grand Prix
Track Length: 5.857 Km - 3.6394 miles

Silverstone International Trophy - 20 - 21 May 2017

HSCC Historic Formula Ford with Avon Tyres, Radio Caroline & Titan Historic Racing

Race 3 - Classification

Sheet No:

POS	NO	DRIVER/S	CLASS	CLASS POS	CAR MAKE / MODEL	TIME	LAPS	GAP	DIFF	MPH	BEST	ON
1	53	Richard Tarling		1	Jamun T2	17:04.039	6	-- 6 laps --		76.76	2:47.916	6
2	94	Michael O'Brien		2	Merlyn Mk20	17:04.469	6	0.430	0.430	76.73	2:48.603	6
3	3	Benn Simms		3	Jom o JMR7	17:14.437	6	10.398	9.968	75.99	2:50.319	3
4	1	Callum Grant		4	Merlyn Mk20A	17:16.939	6	12.900	2.502	75.81	2:50.171	6
5	40	Samuel Mitchell		5	Merlyn Mk20	17:28.027	6	23.988	11.088	75.01	2:48.583	4
6	48	Benn Tilley		6	Merlyn Mk20	17:29.298	6	25.259	1.271	74.91	2:52.390	5
7	37	Will Nuthall		7	Jamun T2	17:50.747	6	46.708	21.449	73.42	2:54.562	6
8	73	Ed Thurston		8	Elden Mk8	17:53.278	6	49.239	2.531	73.24	2:55.472	5
9	36	Rob Smith	OF	1	Merlyn Mk20	18:07.136	6	1:03.097	13.858	72.31	2:53.777	4
10	44	Sam Binfield		9	Elden Mk10	18:14.643	6	1:10.604	7.507	71.81	2:57.720	5
11	17	Brian Morris	OF	2	Lola T202	18:25.508	6	1:21.469	10.865	71.10	2:58.024	6
12	15	Matthew Wrigley		10	Merlyn Mk11A/20	18:30.133	6	1:26.094	4.625	70.81	2:58.801	5
13	13	Stuart Kestenbaum	OF	3	Crossle 16F	18:47.413	6	1:43.374	17.280	69.72	3:01.304	5
14	97	Robert Tusting	OF	4	Lola T200	18:47.850	6	1:43.811	0.437	69.70	3:00.173	6
15	6	Stuart Baird	OF	5	Merlyn Mk11A	18:55.918	6	1:51.879	8.068	69.20	3:00.755	6
16	14	Neil Shinner	OF	6	Merlyn Mk20	18:56.894	6	1:52.855	0.976	69.14	3:02.085	6
17	56	Roland Svensson	OF	7	Merlyn Mk17	19:01.069	6	1:57.030	4.175	68.89	3:04.284	6
18	22	Tim Brise	OF	8	Merlyn Mk20	19:02.814	6	1:58.775	1.745	68.79	3:01.353	6
19	75	Daniel Pickett		11	Merlyn Mk20	19:03.982	6	1:59.943	1.168	68.71	3:00.369	6
20	58	Michael Grant Peterkin		12	Brabham BT21	19:04.285	6	2:00.246	0.303	68.69	2:59.875	6
21	27	Dick Dixon	OF	9	Lotus 61	19:10.175	6	2:06.136	5.890	68.34	3:02.516	6
22	12	Nick Pancisi	OF	10	Titan Mk5	19:11.427	6	2:07.388	1.252	68.27	3:05.656	6
23	42	Cormac Flanagan		13	Alexis Mk14	19:17.869	6	2:13.830	6.442	67.89	3:00.324	6
24	72	Alistair Littlewood		14	Merlyn Mk20A	19:20.627	6	2:16.588	2.758	67.73	3:07.034	6
25	5	Ian Pearson		15	Lotus 61	19:22.277	6	2:18.238	1.650	67.63	3:03.843	6
26	63	Matthew Sturmer	OF	11	Macon MR8	19:30.725	6	2:26.686	8.448	67.15	3:05.853	5
27	30	Cliff Gray	OF	12	Lotus 51B	19:32.333	6	2:28.294	1.608	67.05	3:06.329	6
28	77	Chris Sharples	OF	13	Palliser WDF1	19:33.082	6	2:29.043	0.749	67.01	3:04.765	3
29	177	Peter Hannam	OF	14	Nike Mk6	19:33.911	6	2:29.872	0.829	66.96	3:03.393	5
30	19	Stephen King	OF	15	Macon MR8	19:42.664	6	2:38.625	8.753	66.47	3:06.518	6
31	46	Stuart Dix	OF	16	Cooper Chinook	19:43.453	6	2:39.414	0.789	66.42	3:03.738	5
32	95	Fraser Collins		16	Merlyn Mk11A	19:52.149	6	2:48.110	8.696	65.94	3:06.000	6
33	20	Kevin Stanzl	OF	17	Crossle 20F	19:53.456	6	2:49.417	1.307	65.87	3:08.219	4
34	49	Harvey Sykes		17	Crossle 20F	19:54.729	6	2:50.690	1.273	65.80	3:06.934	6
35	78	Geoff Underwood		18	Merlyn Mk20	19:54.875	6	2:50.836	0.146	65.78	3:06.608	6
36	54	Alex Meek	OF	18	Merlyn Mk20A	19:58.618	6	2:54.579	3.743	65.58	3:11.235	6
37	25	Ian Fernihough		19	Merlyn Mk11A	19:58.794	6	2:54.755	0.176	65.57	3:09.473	5
38	55	Roger Arnold	OF	19	Merlyn Mk20	20:04.718	6	3:00.679	5.924	65.25	3:09.708	5

Session Start: 16:07:59 - Finish: 16:25:03

Weather/Track Conditions: Overcast / Wet

Circuit: Silverstone Historic Grand Prix

Track Length: 5.857 Km - 3.6394 miles

These results are provisional until the conclusion of any judicial and technical matters.

Clerk of the Course:

Julian Floyd

Timekeeper:

Nick Palmer

Issued at:

Silverstone International Trophy - 20 - 21 May 2017

HSCC Historic Formula Ford with Avon Tyres, Radio Caroline & Titan Historic Racing

Race 3 - Classification

Sheet No:

39	50	John Roberts	N	1	Merlyn Mk11A	20:06.403	6	3:02.364	1.685	65.16	3:08.780	6
40	88	Chris Stuart	OF	20	Elden Mk8	20:10.222	6	3:06.183	3.819	64.95	3:07.845	6
41	29	Donald Laird	OF	21	Elden Mk8	20:18.969	6	3:14.930	8.747	64.49	3:12.343	4
42	66	Andrew Wiggins	OF	22	Titan Mk6	17:07.779	5	-- 5 laps --	8.685	63.73	3:18.339	3
43	156	Rachel Arnold		20	Merlyn Mk20	17:14.455	5	6.676	6.676	63.32	3:12.897	4
44	39	Michael Richings	OF	23	Alexis Mk15	17:30.679	5	22.900	16.224	62.35	3:18.213	3
45	32	Nigel Adams	OF	24	Lotus 61	17:41.531	5	33.752	10.852	61.71	3:19.452	5
46	98	Adrian Richards		21	Merlyn Mk17	17:50.889	5	43.110	9.358	61.17	3:19.288	5
47	2	Alison Langridge	N	2	Lotus 61	18:10.204	5	1:02.425	19.315	60.09	3:25.464	5

----- NOT CLASSIFIED -----

DNF 21	Ross Drybrough				Merlyn Mk20AS	12:39.944	3	-- 3 laps --	1:22.864	51.72	3:12.521	2
DNF 81	James Lovett				Lola T200	7:53.605	2	-- 2 laps --	1:21.023	55.33	3:59.261	1
DNF 26	John Slack	OF			Lola T200	4:14.440	1	-- 1 laps --	15.179	51.49		
DNF 8	Andrew Mansell	OF			Merlyn Mk11A							
DNF 11	Roy Siergiejew	OF			Macon Mk8							
DNF 28	Michael Wales	OF			Merlyn Mk20A							
DNF 59	Les Beards				Nike Mk6							

----- FASTEST LAP SUMMARY -----

NO	DRIVER/S	CLASS	CAR MAKE / MODEL	FASTEST LAP	ON	MPH
53	Richard Tarling		Jamun T2	2:47.916	6	78.03
36	Rob Smith	OF	Merlyn Mk20	2:53.777	4	75.39
50	John Roberts	N	Merlyn Mk11A	3:08.780	6	69.40

Session Start: 16:07:59 - Finish: 16:25:03

Weather/Track Conditions: Overcast / Wet

Circuit: Silverstone Historic Grand Prix

Track Length: 5.857 Km - 3.6394 miles

These results are provisional until the conclusion of any judicial and technical matters.

Clerk of the Course: Julian Floyd	Timekeeper: Nick Palmer	Issued at:
--	--------------------------------	------------

Silverstone International Trophy - 20 - 21 May 2017

HSCC Historic Formula Ford with Avon Tyres, Radio Caroline & Titan Historic Racing

Race 3 - Sector Analysis

1 Callum Grant ()							Merlyn Mk20A										
lap	Sect-1	Speed	Sect-2	Speed	Sect-3	Speed	Laptime	Pit	lap	Sect-1	Speed	Sect-2	Speed	Sect-3	Speed	Laptime	Pit
1			1:32.057	105.7	33.097	95.7	2:59.870		4	52.663		1:26.896	108.2	31.393	101.8	2:50.952	
2	54.803		1:27.968	108.2	31.739	100.3	2:54.510		5	51.587		1:26.753	107.2	31.864	102.0	2:50.204	
3	52.667		1:27.045	107.7	31.520	101.0	2:51.232		6	51.752		1:27.134	108.2	31.285	98.3	2:50.171	

2 Alison Langridge (N)							Lotus 61										
lap	Sect-1	Speed	Sect-2	Speed	Sect-3	Speed	Laptime	Pit	lap	Sect-1	Speed	Sect-2	Speed	Sect-3	Speed	Laptime	Pit
1			1:55.023	81.4	38.754	79.3	3:59.901		4	1:05.719		1:45.428	98.8	36.513	85.6	3:27.660	
2	1:05.777		1:56.615	78.9	40.914	76.4	3:43.306		5	1:01.891		1:46.208	97.3	37.365	83.2	3:25.464	
3	1:06.910		1:48.137	95.2	38.826	82.0	3:33.873		6								

3 Benn Simms ()							Jomo JMR7										
lap	Sect-1	Speed	Sect-2	Speed	Sect-3	Speed	Laptime	Pit	lap	Sect-1	Speed	Sect-2	Speed	Sect-3	Speed	Laptime	Pit
1			1:30.974	107.5	32.155	100.1	2:58.362		4	51.934		1:26.119	110.2	33.094	100.4	2:51.147	
2	52.469		1:27.771	109.1	31.390	101.2	2:51.630		5	52.455		1:27.484	108.6	31.764	102.4	2:51.703	
3	52.160		1:26.802	109.1	31.357	102.8	2:50.319		6	52.619		1:26.739	108.9	31.918	97.4	2:51.276	

5 Ian Pearson ()							Lotus 61										
lap	Sect-1	Speed	Sect-2	Speed	Sect-3	Speed	Laptime	Pit	lap	Sect-1	Speed	Sect-2	Speed	Sect-3	Speed	Laptime	Pit
1			1:43.853	84.5	36.555	81.4	3:43.288		4	57.840		1:33.695	103.6	34.365	94.5	3:05.900	
2	1:02.596		1:37.910	101.1	34.876	88.0	3:15.382		5	57.650		1:34.067	100.8	33.868	90.1	3:05.585	
3	58.606		1:35.498	104.2	34.175	91.5	3:08.279		6	56.644		1:33.801	105.4	33.398	95.0	3:03.843	

6 Stuart Baird (OF)							Merlyn Mk11A										
lap	Sect-1	Speed	Sect-2	Speed	Sect-3	Speed	Laptime	Pit	lap	Sect-1	Speed	Sect-2	Speed	Sect-3	Speed	Laptime	Pit
1			1:40.018	89.5	34.640	87.2	3:24.504		4	58.169		1:33.311	103.9	33.648	95.5	3:05.128	
2	1:00.859		1:36.743	97.8	33.632	92.2	3:11.234		5	56.272		1:36.036	94.0	33.202	99.8	3:05.510	
3	58.977		1:34.904	95.6	34.906	92.6	3:08.787		6	55.919		1:31.597	105.7	33.239	95.7	3:00.755	


8 Andrew Mansell (OF)							Merlyn Mk11A										
lap	Sect-1	Speed	Sect-2	Speed	Sect-3	Speed	Laptime	Pit	lap	Sect-1	Speed	Sect-2	Speed	Sect-3	Speed	Laptime	Pit

11 Roy Siergiejew (OF)							Macon Mk8										
lap	Sect-1	Speed	Sect-2	Speed	Sect-3	Speed	Laptime	Pit	lap	Sect-1	Speed	Sect-2	Speed	Sect-3	Speed	Laptime	Pit

12 Nick Pancisi (OF)							Titan Mk5										
lap	Sect-1	Speed	Sect-2	Speed	Sect-3	Speed	Laptime	Pit	lap	Sect-1	Speed	Sect-2	Speed	Sect-3	Speed	Laptime	Pit
1			1:41.861	85.7	34.768	89.6	3:30.785		4	57.178		1:36.121	99.4	33.923	94.0	3:07.222	
2	59.603		1:37.027	98.3	35.231	84.7	3:11.861		5	56.679		1:37.482	97.3	33.563	92.4	3:07.724	
3	58.114		1:36.114	101.7	33.951	91.6	3:08.179		6	56.422		1:35.323	101.8	33.911	92.8	3:05.656	

13 Stuart Kestenbaum (OF)							Crossle 16F										
lap	Sect-1	Speed	Sect-2	Speed	Sect-3	Speed	Laptime	Pit	lap	Sect-1	Speed	Sect-2	Speed	Sect-3	Speed	Laptime	Pit
1			1:44.884	97.8	34.253	90.2	3:21.463		4	57.158		1:35.839	106.5	33.406	97.6	3:06.403	
2	59.714		1:36.331	103.6	34.262	94.1	3:10.307		5	56.270		1:32.053	107.9	32.981	98.9	3:01.304	
3	58.109		1:34.831	105.8	33.685	93.7	3:06.625		6	55.367		1:33.015	106.7	32.929	97.9	3:01.311	

14 Neil Shinner (OF)							Merlyn Mk20										
lap	Sect-1	Speed	Sect-2	Speed	Sect-3	Speed	Laptime	Pit	lap	Sect-1	Speed	Sect-2	Speed	Sect-3	Speed	Laptime	Pit
1			1:40.226	90.0	36.406	86.8	3:23.735		4	58.690		1:33.725	102.6	34.241	91.6	3:06.656	
2	58.128		1:37.333	97.5	34.594	93.7	3:10.055		5	56.823		1:32.820	106.0	34.110	91.5	3:03.753	
3	58.307		1:36.628	97.5	35.675	89.6	3:10.610		6	56.641		1:32.227	107.9	33.217	95.0	3:02.085	



Session Start: 16:07:59 - Finish: 16:25:03

Weather/Track Conditions: Overcast / Wet

Circuit: Silverstone Historic Grand Prix

Track Length: 5.857 Km - 3.6394 miles

Silverstone International Trophy - 20 - 21 May 2017

HSCC Historic Formula Ford with Avon Tyres, Radio Caroline & Titan Historic Racing

Race 3 - Sector Analysis

15 Matthew Wrigley ()							Merlyn Mk11A/20										
lap	Sect-1	Speed	Sect-2	Speed	Sect-3	Speed	Laptime	Pit	lap	Sect-1	Speed	Sect-2	Speed	Sect-3	Speed	Laptime	Pit
1			1:37.225	97.8	34.361	85.0	3:15.472		4	56.808		1:33.047	100.9	33.325	92.6	3:03.180	
2	1:00.461		1:34.583	99.1	33.288	91.2	3:08.332		5	54.869		1:30.984	105.2	32.948	94.8	2:58.801	
3	56.701		1:33.430	100.0	34.289	89.6	3:04.420		6	54.914		1:31.164	105.8	33.850	92.2	2:59.928	

17 Brian Morris (OF)							Lola T202										
lap	Sect-1	Speed	Sect-2	Speed	Sect-3	Speed	Laptime	Pit	lap	Sect-1	Speed	Sect-2	Speed	Sect-3	Speed	Laptime	Pit
1			1:37.734	89.1	35.791	86.5	3:19.080		4	55.393		1:31.942	100.3	33.220	94.8	3:00.555	
2	58.577		1:33.349	99.1	33.579	91.6	3:05.505		5	55.221		1:30.619	102.3	33.289	93.6	2:59.129	
3	56.173		1:33.234	103.2	33.808	93.0	3:03.215		6	54.685		1:30.015	104.9	33.324	90.5	2:58.024	

19 Stephen King (OF)							Macon MR8										
lap	Sect-1	Speed	Sect-2	Speed	Sect-3	Speed	Laptime	Pit	lap	Sect-1	Speed	Sect-2	Speed	Sect-3	Speed	Laptime	Pit
1			1:45.970	76.5	37.159	83.7	3:41.188		4	58.687		1:33.950	94.8	34.122	97.4	3:06.759	
2	1:01.578		1:37.144	94.9	35.197	87.5	3:13.919		5	56.416		1:54.737	75.9	33.916	91.6	3:25.069	
3	58.969		1:35.720	98.5	34.522	93.3	3:09.211		6	56.688		1:34.454	105.7	35.376	93.2	3:06.518	

20 Kevin Stanzl (OF)							Crossle 20F										
lap	Sect-1	Speed	Sect-2	Speed	Sect-3	Speed	Laptime	Pit	lap	Sect-1	Speed	Sect-2	Speed	Sect-3	Speed	Laptime	Pit
1			1:45.753	87.3	37.752	83.2	3:39.194		4	58.431		1:35.670	101.8	34.118	93.7	3:08.219	
2	1:01.213		1:35.815	99.3	34.671	89.4	3:11.699		5	1:08.347		1:43.690	100.6	34.185	89.8	3:26.222	
3	58.445		1:46.803	82.6	34.566	90.8	3:19.814		6	58.323		1:35.837	102.3	34.148	92.4	3:08.308	

21 Ross Drybrough ()							Merlyn Mk20AS										
lap	Sect-1	Speed	Sect-2	Speed	Sect-3	Speed	Laptime	Pit	lap	Sect-1	Speed	Sect-2	Speed	Sect-3	Speed	Laptime	Pit
1			1:39.245	88.7	34.398	89.4	3:20.061		3	57.952		1:35.082	103.4	In		6:07.362	P
2	1:00.428		1:38.217	94.8	33.876	94.2	3:12.521		4								

22 Tim Brise (OF)							Merlyn Mk20										
lap	Sect-1	Speed	Sect-2	Speed	Sect-3	Speed	Laptime	Pit	lap	Sect-1	Speed	Sect-2	Speed	Sect-3	Speed	Laptime	Pit
1			1:43.342	81.3	36.517	89.6	3:35.950		4	57.134		1:35.759	97.8	34.267	96.4	3:07.160	
2	58.299		1:35.366	99.3	35.278	89.7	3:08.943		5	56.728		1:32.483	106.7	33.486	95.7	3:02.697	
3	58.139		1:34.531	97.8	34.041	96.4	3:06.711		6	55.497		1:32.166	107.9	33.690	97.4	3:01.353	


25 Ian Fernihough ()							Merlyn Mk11A										
lap	Sect-1	Speed	Sect-2	Speed	Sect-3	Speed	Laptime	Pit	lap	Sect-1	Speed	Sect-2	Speed	Sect-3	Speed	Laptime	Pit
1			1:45.417	85.2	38.587	82.6	3:46.725		4	58.578		1:43.069	89.4	34.994	96.3	3:16.641	
2	1:03.662		1:41.976	96.0	36.259	85.4	3:21.897		5	58.093		1:36.883	94.5	34.497	96.9	3:09.473	
3	1:01.074		1:37.253	95.7	36.074	90.8	3:14.401		6	59.247		1:36.009	103.7	34.401	92.4	3:09.657	

26 John Slack (OF)							Lola T200										
lap	Sect-1	Speed	Sect-2	Speed	Sect-3	Speed	Laptime	Pit	lap	Sect-1	Speed	Sect-2	Speed	Sect-3	Speed	Laptime	Pit
1			2:00.479	71.9	In		4:14.440	P	2								

27 Dick Dixon (OF)							Lotus 61										
lap	Sect-1	Speed	Sect-2	Speed	Sect-3	Speed	Laptime	Pit	lap	Sect-1	Speed	Sect-2	Speed	Sect-3	Speed	Laptime	Pit
1			1:45.160	89.4	36.235	87.2	3:37.689		4	56.920		1:33.804	107.2	33.893	93.8	3:04.617	
2	59.726		1:36.221	100.0	34.797	93.3	3:10.744		5	56.688		1:33.321	105.4	33.005	95.7	3:03.014	
3	57.616		1:40.367	99.1	33.612	92.9	3:11.595		6	56.322		1:33.367	106.2	32.827	97.3	3:02.516	

28 Michael Wales (OF)							Merlyn Mk20A										
lap	Sect-1	Speed	Sect-2	Speed	Sect-3	Speed	Laptime	Pit	lap	Sect-1	Speed	Sect-2	Speed	Sect-3	Speed	Laptime	Pit

29 Donald Laird (OF)							Elden Mk8										
lap	Sect-1	Speed	Sect-2	Speed	Sect-3	Speed	Laptime	Pit	lap	Sect-1	Speed	Sect-2	Speed	Sect-3	Speed	Laptime	Pit
1			1:48.261	78.1	39.010	81.2	3:52.726		4	59.980		1:37.942	102.3	34.421	89.7	3:12.343	
2	1:03.724		1:43.246	101.1	36.531	84.0	3:23.501		5	58.530		1:37.696	104.0	36.785	84.5	3:13.011	
3	1:02.312		1:40.165	102.6	35.036	87.9	3:17.513		6	58.802		1:44.662	94.7	36.411	84.5	3:19.875	



Session Start: 16:07:59 - Finish: 16:25:03

Weather/Track Conditions: Overcast / Wet

Circuit: Silverstone Historic Grand Prix

Track Length: 5.857 Km - 3.6394 miles

Silverstone International Trophy - 20 - 21 May 2017

HSCC Historic Formula Ford with Avon Tyres, Radio Caroline & Titan Historic Racing

Race 3 - Sector Analysis

30 Cliff Gray (OF)							Lotus 51B										
lap	Sect-1	Speed	Sect-2	Speed	Sect-3	Speed	Laptime	Pit	lap	Sect-1	Speed	Sect-2	Speed	Sect-3	Speed	Laptime	Pit
1			1:44.628	97.3	37.517	81.0	3:42.574		4	59.316		1:34.632	102.9	33.693	95.0	3:07.641	
2	1:02.873		1:39.368	88.3	36.110	87.9	3:18.351		5	57.686		1:34.528	102.9	34.443	92.0	3:06.657	
3	59.239		1:36.820	102.5	34.722	89.5	3:10.781		6	57.363		1:34.787	105.2	34.179	93.8	3:06.329	

32 Nigel Adams (OF)							Lotus 61										
lap	Sect-1	Speed	Sect-2	Speed	Sect-3	Speed	Laptime	Pit	lap	Sect-1	Speed	Sect-2	Speed	Sect-3	Speed	Laptime	Pit
1			1:52.624	72.1	41.191	78.5	4:06.003		4	1:01.810		1:45.091	88.0	35.954	79.6	3:22.855	
2	1:04.141		1:47.343	80.6	38.263	78.9	3:29.747		5	1:03.246		1:39.776	90.6	36.430	82.2	3:19.452	
3	1:03.981		1:42.074	86.7	37.419	79.6	3:23.474		6								

36 Rob Smith (OF)							Merlyn Mk20										
lap	Sect-1	Speed	Sect-2	Speed	Sect-3	Speed	Laptime	Pit	lap	Sect-1	Speed	Sect-2	Speed	Sect-3	Speed	Laptime	Pit
1			1:34.133	95.5	34.351	91.3	3:15.565		4	52.997		1:28.231	103.2	32.549	99.8	2:53.777	
2	57.862		1:30.570	105.0	33.069	99.2	3:01.501		5	52.209		1:28.100	107.4	41.375	95.5	3:01.684	
3	54.133		1:29.234	101.5	32.852	92.4	2:56.219		6	52.792		1:31.555	102.3	34.043	98.2	2:58.390	

37 Will Nuthall ()							Jamun T2										
lap	Sect-1	Speed	Sect-2	Speed	Sect-3	Speed	Laptime	Pit	lap	Sect-1	Speed	Sect-2	Speed	Sect-3	Speed	Laptime	Pit
1			1:34.556	104.5	33.562	93.6	3:07.365		4	54.721		1:29.549	106.7	32.187	98.5	2:56.457	
2	56.689		1:31.539	105.4	32.465	96.7	3:00.693		5	54.491		1:28.810	106.9	31.829	100.4	2:55.130	
3	54.442		1:29.869	108.4	32.229	98.3	2:56.540		6	54.005		1:28.646	106.9	31.911	99.0	2:54.562	

39 Michael Richings (OF)							Alexis Mk15										
lap	Sect-1	Speed	Sect-2	Speed	Sect-3	Speed	Laptime	Pit	lap	Sect-1	Speed	Sect-2	Speed	Sect-3	Speed	Laptime	Pit
1			1:51.897	77.9	37.607	79.5	3:54.256		4	1:01.262		1:44.511	88.0	35.925	83.8	3:21.698	
2	1:07.519		1:44.547	89.1	36.485	76.9	3:28.551		5	1:00.886		1:50.888	90.2	36.187	82.5	3:27.961	
3	1:02.844		1:39.330	89.8	36.039	81.7	3:18.213		6								


40 Samuel Mitchell ()							Merlyn Mk20										
lap	Sect-1	Speed	Sect-2	Speed	Sect-3	Speed	Laptime	Pit	lap	Sect-1	Speed	Sect-2	Speed	Sect-3	Speed	Laptime	Pit
1			1:30.713	106.2	31.859	100.6	2:58.616		4	52.050		1:25.689	108.8	30.844	100.9	2:48.583	
2	1:08.068		1:28.885	107.0	31.646	101.8	3:08.599		5	51.295		1:26.510	109.3	33.108	103.1	2:50.913	
3	52.948		1:26.904	108.8	31.166	102.9	2:51.018		6	51.882		1:27.827	108.6	30.589	103.7	2:50.298	

42 Cormac Flanagan ()							Alexis Mk14										
lap	Sect-1	Speed	Sect-2	Speed	Sect-3	Speed	Laptime	Pit	lap	Sect-1	Speed	Sect-2	Speed	Sect-3	Speed	Laptime	Pit
1			1:44.289	80.8	35.857	90.0	3:48.468		4	57.258		1:33.136	105.0	34.034	96.4	3:04.428	
2	1:03.127		1:39.964	93.6	35.481	86.0	3:18.572		5	55.239		1:32.735	104.7	33.082	92.6	3:01.056	
3	57.764		1:32.943	98.1	34.314	92.8	3:05.021		6	55.049		1:31.999	106.5	33.276	96.1	3:00.324	

44 Sam Binfield ()							Elden Mk10										
lap	Sect-1	Speed	Sect-2	Speed	Sect-3	Speed	Laptime	Pit	lap	Sect-1	Speed	Sect-2	Speed	Sect-3	Speed	Laptime	Pit
1			1:36.223	90.7	33.826	92.4	3:15.836		4	54.405		1:36.083	105.8	32.126	97.4	3:02.614	
2	57.040		1:30.942	103.4	32.706	95.9	3:00.688		5	54.764		1:30.132	105.4	32.824	95.6	2:57.720	
3	55.721		1:31.310	107.9	32.775	98.0	2:59.806		6	54.483		1:30.276	100.9	33.220	98.9	2:57.979	

46 Stuart Dix (OF)							Cooper Chinook										
lap	Sect-1	Speed	Sect-2	Speed	Sect-3	Speed	Laptime	Pit	lap	Sect-1	Speed	Sect-2	Speed	Sect-3	Speed	Laptime	Pit
1			1:42.649	87.8	37.350	84.6	3:45.819		4	58.542		1:34.354	104.5	33.021	95.9	3:05.917	
2	1:02.116		1:36.330	99.1	34.696	90.0	3:13.142		5	56.783		1:33.508	103.1	33.447	98.5	3:03.738	
3	57.245		1:51.113	99.1	34.975	92.6	3:23.333		6	56.239		1:31.844	107.0	43.421	91.0	3:11.504	

48 Benn Tilley ()							Merlyn Mk20										
lap	Sect-1	Speed	Sect-2	Speed	Sect-3	Speed	Laptime	Pit	lap	Sect-1	Speed	Sect-2	Speed	Sect-3	Speed	Laptime	Pit
1			1:31.520	101.2	32.403	97.0	3:01.076		4	52.681		1:28.279	107.7	31.733	100.9	2:52.693	
2	54.329		1:29.957	104.7	32.252	95.3	2:56.538		5	52.190		1:28.520	109.1	31.680	101.2	2:52.390	
3	52.905		1:29.082	108.9	32.059	100.3	2:54.046		6	52.343		1:28.472	108.8	31.740	102.1	2:52.555	



Session Start: 16:07:59 - Finish: 16:25:03

Weather/Track Conditions: Overcast / Wet

Circuit: Silverstone Historic Grand Prix

Track Length: 5.857 Km - 3.6394 miles

Silverstone International Trophy - 20 - 21 May 2017

HSCC Historic Formula Ford with Avon Tyres, Radio Caroline & Titan Historic Racing

Race 3 - Sector Analysis

49 Harvey Sykes ()							Crossle 20F										
lap	Sect-1	Speed	Sect-2	Speed	Sect-3	Speed	Laptime	Pit	lap	Sect-1	Speed	Sect-2	Speed	Sect-3	Speed	Laptime	Pit
1			1:43.453	93.6	35.829	91.5	3:29.815		4	59.203		1:36.346	92.9	35.444	92.5	3:10.993	
2	58.809		1:36.550	101.4	1:08.915	83.0	3:44.274		5	57.470		1:36.146	93.3	35.071	92.9	3:08.687	
3	59.792		1:37.951	95.5	36.283	87.9	3:14.026		6	58.149		1:33.667	96.8	35.118	93.0	3:06.934	

50 John Roberts (N)							Merlyn Mk11A										
lap	Sect-1	Speed	Sect-2	Speed	Sect-3	Speed	Laptime	Pit	lap	Sect-1	Speed	Sect-2	Speed	Sect-3	Speed	Laptime	Pit
1			1:50.022	72.0	37.908	84.7	3:56.734		4	59.946		1:37.951	90.4	34.846	88.4	3:12.743	
2	1:03.804		1:41.044	100.3	36.633	85.2	3:21.481		5	58.902		1:36.546	98.5	35.123	89.7	3:10.571	
3	1:01.033		1:39.786	93.2	35.275	85.2	3:16.094		6	59.090		1:34.963	102.3	34.727	90.2	3:08.780	

53 Richard Tarling ()							Jamun T2										
lap	Sect-1	Speed	Sect-2	Speed	Sect-3	Speed	Laptime	Pit	lap	Sect-1	Speed	Sect-2	Speed	Sect-3	Speed	Laptime	Pit
1				108.1	31.988	101.8	2:56.851		4				109.1	30.669	104.4	2:48.463	
2				108.8	31.885	102.4	2:52.180		5				111.3	30.875	105.4	2:48.749	
3				109.1	31.360	102.6	2:49.880		6				110.2	31.159	102.6	2:47.916	

54 Alex Meek (OF)							Merlyn Mk20A										
lap	Sect-1	Speed	Sect-2	Speed	Sect-3	Speed	Laptime	Pit	lap	Sect-1	Speed	Sect-2	Speed	Sect-3	Speed	Laptime	Pit
1			1:47.115	74.3	40.539	74.6	3:40.481		4	59.450		1:37.130	97.8	35.731	82.0	3:12.311	
2	1:05.755		1:43.487	86.1	37.002	81.4	3:26.244		5	1:00.849		1:37.516	98.5	35.337	86.5	3:13.702	
3	1:01.168		1:38.512	94.1	34.965	87.7	3:14.645		6	58.582		1:37.693	97.3	34.960	85.4	3:11.235	

55 Roger Arnold (OF)							Merlyn Mk20										
lap	Sect-1	Speed	Sect-2	Speed	Sect-3	Speed	Laptime	Pit	lap	Sect-1	Speed	Sect-2	Speed	Sect-3	Speed	Laptime	Pit
1			1:45.147	77.4	38.131	77.4	3:45.227		4	1:00.220		1:39.996	91.3	35.325	91.0	3:15.541	
2	1:05.419		1:43.385	86.9	36.311	82.1	3:25.115		5	58.776		1:35.541	101.8	35.391	90.1	3:09.708	
3	1:02.629		1:38.920	94.0	35.460	87.0	3:17.009		6	59.536		1:36.908	96.7	35.674	83.1	3:12.118	


56 Roland Svensson (OF)							Merlyn Mk17										
lap	Sect-1	Speed	Sect-2	Speed	Sect-3	Speed	Laptime	Pit	lap	Sect-1	Speed	Sect-2	Speed	Sect-3	Speed	Laptime	Pit
1			1:38.916	94.7	35.522	81.0	3:25.508		4	58.779		1:34.045	107.9	33.689	94.5	3:06.513	
2	1:00.235		1:36.546	97.3	34.029	89.5	3:10.810		5	58.731		1:32.636	101.4	33.653	95.0	3:05.020	
3	58.552		1:35.158	97.1	35.224	87.7	3:08.934		6	56.859		1:33.646	107.0	33.779	86.6	3:04.284	

58 Michael Grant Peterkin ()							Brabham BT21										
lap	Sect-1	Speed	Sect-2	Speed	Sect-3	Speed	Laptime	Pit	lap	Sect-1	Speed	Sect-2	Speed	Sect-3	Speed	Laptime	Pit
1			1:53.284	75.2	36.325	83.9	3:33.255		4	58.059		1:35.519	90.3	34.500	93.4	3:08.078	
2	58.906		1:36.631	94.0	35.193	89.0	3:10.730		5	55.549		1:35.029	102.8	32.969	95.3	3:03.547	
3	57.667		1:35.851	96.8	35.282	93.6	3:08.800		6	54.224		1:32.763	108.9	32.888	99.0	2:59.875	

59 Les Beards ()							Nike Mk6										
lap	Sect-1	Speed	Sect-2	Speed	Sect-3	Speed	Laptime	Pit	lap	Sect-1	Speed	Sect-2	Speed	Sect-3	Speed	Laptime	Pit

63 Matthew Sturmer (OF)							Macon MR8										
lap	Sect-1	Speed	Sect-2	Speed	Sect-3	Speed	Laptime	Pit	lap	Sect-1	Speed	Sect-2	Speed	Sect-3	Speed	Laptime	Pit
1			1:46.852	91.1	38.436	80.6	3:40.782		4	58.325		1:34.309	101.1	33.990	94.5	3:06.624	
2	1:01.118		1:37.498	99.6	35.503	88.6	3:14.119		5	57.774		1:34.187	96.6	33.892	94.4	3:05.853	
3	58.869		1:36.007	99.1	34.355	92.1	3:09.231		6	57.611		1:33.824	99.1	42.681	90.3	3:14.116	

66 Andrew Wiggins (OF)							Titan Mk6										
lap	Sect-1	Speed	Sect-2	Speed	Sect-3	Speed	Laptime	Pit	lap	Sect-1	Speed	Sect-2	Speed	Sect-3	Speed	Laptime	Pit
1			1:46.726	90.6	38.548	77.6	3:42.037		4	59.728		1:45.736	87.8	36.978	85.1	3:22.442	
2	1:06.562		1:42.703	97.8	36.864	84.6	3:26.129		5	1:00.550		1:43.129	100.3	35.153	83.9	3:18.832	
3	1:01.770		1:40.292	99.0	36.277	86.6	3:18.339		6								



Session Start: 16:07:59 - Finish: 16:25:03

Weather/Track Conditions: Overcast / Wet

Circuit: Silverstone Historic Grand Prix

Track Length: 5.857 Km - 3.6394 miles

Silverstone International Trophy - 20 - 21 May 2017

HSCC Historic Formula Ford with Avon Tyres, Radio Caroline & Titan Historic Racing

Race 3 - Sector Analysis

72 Alistair Littlewood ()							Merlyn Mk20A										
lap	Sect-1	Speed	Sect-2	Speed	Sect-3	Speed	Laptime	Pit	lap	Sect-1	Speed	Sect-2	Speed	Sect-3	Speed	Laptime	Pit
1							3:17.865		4							3:21.280	
2							3:13.365		5							3:08.246	
3							3:12.837		6							3:07.034	

73 Ed Thurston ()							Elden Mk8										
lap	Sect-1	Speed	Sect-2	Speed	Sect-3	Speed	Laptime	Pit	lap	Sect-1	Speed	Sect-2	Speed	Sect-3	Speed	Laptime	Pit
1							3:06.975		4	54.605		1:30.130	108.8	32.570	98.7	2:57.305	
2	56.012		1:33.829	101.5	33.783	94.2	3:00.696		5	54.209		1:29.170	109.5	32.093	97.3	2:55.472	
3	54.046		1:30.650	108.4	32.497	97.4	2:57.193		6	54.219		1:29.304	107.9	32.114	99.5	2:55.637	

75 Daniel Pickett ()							Merlyn Mk20										
lap	Sect-1	Speed	Sect-2	Speed	Sect-3	Speed	Laptime	Pit	lap	Sect-1	Speed	Sect-2	Speed	Sect-3	Speed	Laptime	Pit
1			1:49.215	84.1	36.047	82.3	3:35.544		4	56.377		1:36.240	96.3	33.563	99.9	3:06.180	
2	1:00.913		1:36.372	102.0	35.232	93.8	3:12.517		5	56.905		1:34.055	103.9	33.361	96.1	3:04.321	
3	56.668		1:33.926	96.0	34.457	95.0	3:05.051		6	55.052		1:32.724	106.0	32.593	97.4	3:00.369	

77 Chris Sharples (OF)							Palliser WDF1										
lap	Sect-1	Speed	Sect-2	Speed	Sect-3	Speed	Laptime	Pit	lap	Sect-1	Speed	Sect-2	Speed	Sect-3	Speed	Laptime	Pit
1			2:00.608	85.8	35.784	86.2	3:49.415		4	57.686		1:41.487	95.1	33.339	94.9	3:12.512	
2	1:01.381		1:38.705	104.5	33.374	95.3	3:13.460		5	57.728		1:34.742	102.9	33.903	94.4	3:06.373	
3	57.644		1:34.208	104.9	32.913	95.3	3:04.765		6	56.794		1:33.943	105.0	35.820	88.5	3:06.557	

78 Geoff Underwood ()							Merlyn Mk20										
lap	Sect-1	Speed	Sect-2	Speed	Sect-3	Speed	Laptime	Pit	lap	Sect-1	Speed	Sect-2	Speed	Sect-3	Speed	Laptime	Pit
1			1:51.884	70.7	38.366	82.9	3:56.355		4	59.675		1:38.207	102.9	33.645	92.6	3:11.527	
2	1:02.074		1:42.080	84.2	35.017	87.3	3:19.171		5	58.679		1:34.970	100.0	34.182	91.6	3:07.831	
3	1:00.490		1:37.571	90.3	35.322	85.7	3:13.383		6	58.751		1:33.509	99.0	34.348	91.2	3:06.608	


81 James Lovett ()							Lola T200										
lap	Sect-1	Speed	Sect-2	Speed	Sect-3	Speed	Laptime	Pit	lap	Sect-1	Speed	Sect-2	Speed	Sect-3	Speed	Laptime	Pit
1			1:56.100	72.0	41.236	72.3	3:59.261		2	1:10.100		1:52.028	79.0	In		3:54.344	P

88 Chris Stuart (OF)							Elden Mk8										
lap	Sect-1	Speed	Sect-2	Speed	Sect-3	Speed	Laptime	Pit	lap	Sect-1	Speed	Sect-2	Speed	Sect-3	Speed	Laptime	Pit
1			1:44.285	94.3	35.969	88.0	3:37.245		4	58.953		1:43.610	88.3	34.801	94.6	3:17.364	
2	1:00.399		2:01.114	97.7	35.837	87.7	3:37.350		5	57.171		1:35.985	103.4	44.405	84.9	3:17.561	P
3	59.808		1:37.775	90.1	35.274	90.1	3:12.857		6	57.798		1:36.082	105.8	33.965	94.4	3:07.845	P

94 Michael O'Brien ()							Merlyn Mk20										
lap	Sect-1	Speed	Sect-2	Speed	Sect-3	Speed	Laptime	Pit	lap	Sect-1	Speed	Sect-2	Speed	Sect-3	Speed	Laptime	Pit
1			1:29.716	109.5	31.522	99.8	2:55.249		4	51.621		1:26.769	110.4	31.318	99.8	2:49.708	
2	53.047		1:27.657	110.2	31.404	99.6	2:52.108		5	52.026		1:26.201	110.7	30.945	102.0	2:49.172	
3	51.848		1:26.875	110.9	30.906	102.0	2:49.629		6	51.621		1:26.143	113.6	30.839	90.8	2:48.603	

95 Fraser Collins ()							Merlyn Mk11A										
lap	Sect-1	Speed	Sect-2	Speed	Sect-3	Speed	Laptime	Pit	lap	Sect-1	Speed	Sect-2	Speed	Sect-3	Speed	Laptime	Pit
1			1:50.819	79.4	36.627	82.4	3:52.370		4	58.025		1:38.776	96.6	33.354	92.1	3:10.155	
2	1:01.110		1:41.868	94.7	35.435	85.4	3:18.413		5	59.198		1:37.220	100.8	34.008	91.2	3:10.426	
3	1:00.077		1:40.258	98.7	34.450	89.0	3:14.785		6	57.426		1:34.736	100.6	33.838	88.5	3:06.000	

97 Robert Tusting (OF)							Lola T200										
lap	Sect-1	Speed	Sect-2	Speed	Sect-3	Speed	Laptime	Pit	lap	Sect-1	Speed	Sect-2	Speed	Sect-3	Speed	Laptime	Pit
1			1:39.273	96.7	35.698	85.0	3:24.172		4	57.710		1:32.102	103.4	32.788	94.4	3:02.600	
2	1:00.073		1:36.072	97.5	34.308	89.6	3:10.453		5	56.732		1:31.427	105.7	32.851	93.6	3:01.010	
3	58.894		1:35.536	98.3	35.012	89.4	3:09.442		6	55.494		1:31.509	103.6	33.170	95.9	3:00.173	



Session Start: 16:07:59 - Finish: 16:25:03

Weather/Track Conditions: Overcast / Wet

Circuit: Silverstone Historic Grand Prix

Track Length: 5.857 Km - 3.6394 miles


Silverstone International Trophy - 20 - 21 May 2017

HSCC Historic Formula Ford with Avon Tyres, Radio Caroline & Titan Historic Racing Race 3 - Sector Analysis

98 Adrian Richards ()							Merlyn Mk17										
Lap	Sect-1	Speed	Sect-2	Speed	Sect-3	Speed	Laptime	Pit	Lap	Sect-1	Speed	Sect-2	Speed	Sect-3	Speed	Laptime	Pit
1			1:53.057	80.2	42.491	76.6	4:10.702		4	1:00.612		1:51.657	85.2	39.274	79.4	3:31.543	
2	1:03.249		1:47.731	86.9	38.060	83.8	3:29.040		5	1:02.374		1:40.154	96.7	36.760	77.8	3:19.288	
3	1:01.420		1:42.016	92.1	36.880	87.9	3:20.316		6								

156 Rachel Arnold ()							Merlyn Mk20										
Lap	Sect-1	Speed	Sect-2	Speed	Sect-3	Speed	Laptime	Pit	Lap	Sect-1	Speed	Sect-2	Speed	Sect-3	Speed	Laptime	Pit
1			1:51.622	80.3	38.237	82.2	3:58.615		4	59.364		1:37.819	86.7	35.714	89.6	3:12.897	
2	1:02.973		1:42.448	92.2	35.450	85.6	3:20.871		5	58.288		1:51.746	90.1	35.369	85.3	3:25.403	
3	1:00.569		1:40.591	88.5	35.509	89.1	3:16.669		6								

177 Peter Hannam (OF)							Nike Mk6										
Lap	Sect-1	Speed	Sect-2	Speed	Sect-3	Speed	Laptime	Pit	Lap	Sect-1	Speed	Sect-2	Speed	Sect-3	Speed	Laptime	Pit
1			1:45.132	87.4	37.336	79.7	3:45.424		4	58.782		1:40.141	97.5	33.641	90.8	3:12.564	
2	1:01.354		1:38.414	96.4	36.098	84.2	3:15.866		5	56.418		1:33.480	105.8	33.495	92.6	3:03.393	
3	59.984		1:36.436	97.4	35.398	87.0	3:11.818		6	56.279		1:34.619	102.6	33.948	92.1	3:04.846	




Silverstone International Trophy - 20 - 21 May 2017

HSCC Historic Formula Ford with Avon Tyres, Radio Caroline & Titan Historic Racing

Race 3 - Best Sector Times

SECTOR 1			SECTOR 2			SECTOR 3			IDEAL / BEST LAP COMPARISON						
NO	TIME	LAP	NO	TIME	LAP	NO	TIME	LAP	NO	NAME	BEST	IN	IDEAL	DIFF	
1	40	51.295	5	40	1:25.689	4	40	30.589	6	53	Richard Tarling	2:47.916	6		+
2	1	51.587	5	3	1:26.119	4	53	30.669	4	40	Samuel Mitchell	2:48.583	4	2:47.573	+1.010
3	94	51.621	4	94	1:26.143	6	94	30.839	6	94	Michael O'Brien	2:48.603	6	2:48.603	+0.000
4	3	51.934	4	1	1:26.753	5	1	31.285	6	1	Callum Grant	2:50.171	6	2:49.625	+0.546
5	48	52.190	5	36	1:28.100	5	3	31.357	3	3	Benn Simms	2:50.319	3	2:49.410	+0.909
6	36	52.209	5	48	1:28.279	4	48	31.680	5	48	Benn Tilley	2:52.390	5	2:52.149	+0.241
7	37	54.005	6	37	1:28.646	6	37	31.829	5	36	Rob Smith	2:53.777	4	2:52.858	+0.919
8	73	54.046	3	73	1:29.170	5	73	32.093	5	37	Will Nuthall	2:54.562	6	2:54.480	+0.082
9	58	54.224	6	17	1:30.015	6	44	32.126	4	73	Ed Thurston	2:55.472	5	2:55.309	+0.163
10	44	54.405	4	44	1:30.132	5	36	32.549	4	44	Sam Binfield	2:57.720	5	2:56.663	+1.057
11	17	54.685	6	15	1:30.984	5	75	32.593	6	17	Brian Morris	2:58.024	6	2:57.920	+0.104
12	15	54.869	5	97	1:31.427	5	97	32.788	4	15	Matthew Wrigley	2:58.801	5	2:58.801	+0.000
13	42	55.049	6	6	1:31.597	6	27	32.827	6	58	Michael Grant Peter	2:59.875	6	2:59.875	+0.000
14	75	55.052	6	46	1:31.844	6	58	32.888	6	97	Robert Tusting	3:00.173	6	2:59.709	+0.464
15	13	55.367	6	42	1:31.999	6	77	32.913	3	42	Cormac Flanagan	3:00.324	6	3:00.130	+0.194
16	97	55.494	6	13	1:32.053	5	13	32.929	6	75	Daniel Pickett	3:00.369	6	3:00.369	+0.000
17	22	55.497	6	22	1:32.166	6	15	32.948	5	6	Stuart Baird	3:00.755	6	3:00.718	+0.037
18	6	55.919	6	14	1:32.227	6	46	33.021	4	13	Stuart Kestenbaum	3:01.304	5	3:00.349	+0.955
19	46	56.239	6	56	1:32.636	5	42	33.082	5	22	Tim Brise	3:01.353	6	3:01.149	+0.204
20	177	56.279	6	75	1:32.724	6	6	33.202	5	14	Neil Shinner	3:02.085	6	3:02.085	+0.000
21	27	56.322	6	58	1:32.763	6	14	33.217	6	27	Dick Dixon	3:02.516	6	3:02.470	+0.046
22	19	56.416	5	27	1:33.321	5	17	33.220	4	177	Peter Hannam	3:03.393	5	3:03.254	+0.139
23	12	56.422	6	177	1:33.480	5	95	33.354	4	46	Stuart Dix	3:03.738	5	3:01.104	+2.634
24	14	56.641	6	78	1:33.509	6	5	33.398	6	5	Ian Pearson	3:03.843	6	3:03.737	+0.106
25	5	56.644	6	49	1:33.667	6	22	33.486	5	56	Roland Svensson	3:04.284	6	3:03.148	+1.136
26	77	56.794	6	5	1:33.695	4	177	33.495	5	77	Chris Sharples	3:04.765	3	3:03.650	+1.115
27	56	56.859	6	63	1:33.824	6	12	33.563	5	12	Nick Pancisi	3:05.656	6	3:05.308	+0.348
28	88	57.171	5	77	1:33.943	6	78	33.645	4	63	Matthew Sturmer	3:05.853	5	3:05.327	+0.526
29	30	57.363	6	19	1:33.950	4	56	33.653	5	95	Fraser Collins	3:06.000	6	3:05.516	+0.484
30	95	57.426	6	30	1:34.528	5	30	33.693	4	30	Cliff Gray	3:06.329	6	3:05.584	+0.745
31	49	57.470	5	95	1:34.736	6	21	33.876	2	19	Stephen King	3:06.518	6	3:04.282	+2.236
32	63	57.611	6	50	1:34.963	6	63	33.892	5	78	Geoff Underwood	3:06.608	6	3:05.833	+0.775
33	21	57.952	3	21	1:35.082	3	19	33.916	5	49	Harvey Sykes	3:06.934	6	3:06.208	+0.726
34	25	58.093	5	12	1:35.323	6	88	33.965	6	72	Alistair Littlewood	3:07.034	6		+
35	156	58.288	5	55	1:35.541	5	20	34.118	4	88	Chris Stuart	3:07.845	6	3:07.121	+0.724
36	20	58.323	6	20	1:35.670	4	25	34.401	6	20	Kevin Stanzl	3:08.219	4	3:08.111	+0.108
37	29	58.530	5	88	1:35.985	5	29	34.421	4	50	John Roberts	3:08.780	6	3:08.592	+0.188
38	54	58.582	6	25	1:36.009	6	50	34.727	6	25	Ian Fernihough	3:09.473	5	3:08.503	+0.970
39	78	58.679	5	54	1:37.130	4	54	34.960	6	55	Roger Arnold	3:09.708	5	3:09.642	+0.066
40	55	58.776	5	29	1:37.696	5	49	35.071	5	54	Alex Meek	3:11.235	6	3:10.672	+0.563
41	50	58.902	5	156	1:37.819	4	66	35.153	5	29	Donald Laird	3:12.343	4	3:10.647	+1.696
42	66	59.728	4	39	1:39.330	3	55	35.325	4	21	Ross Drybrough	3:12.521	2	3:06.910	+5.611
43	98	1:00.612	4	32	1:39.776	5	156	35.369	5	156	Rachel Arnold	3:12.897	4	3:11.476	+1.421
44	39	1:00.886	5	98	1:40.154	5	39	35.925	4	39	Michael Richings	3:18.213	3	3:16.141	+2.072
45	32	1:01.810	4	66	1:40.292	3	32	35.954	4	66	Andrew Wiggins	3:18.339	3	3:15.173	+3.166
46	2	1:01.891	5	2	1:45.428	4	2	36.513	4	98	Adrian Richards	3:19.288	5	3:17.526	+1.762
47	81	1:10.100	2	81	1:52.028	2	98	36.760	5	32	Nigel Adams	3:19.452	5	3:17.540	+1.912



Session Start: 16:07:59 - Finish: 16:25:03

Weather/Track Conditions: Overcast / Wet

Circuit: Silverstone Historic Grand Prix

Track Length: 5.857 Km - 3.6394 miles




Silverstone International Trophy - 20 - 21 May 2017

HSCC Historic Formula Ford with Avon Tyres, Radio Caroline & Titan Historic Racing

Race 3 - Best Sector Times

48	8	26	2:00.479	1	81	41.236	1
49	11	8			72	4:21.512	1
50	26	11			8		
51	28	28			11		
52	53	53			26		
53	59	59			28		
54	72	72			59		




Session Start: 16:07:59 - Finish: 16:25:03
Weather/Track Conditions: Overcast / Wet
Circuit: Silverstone Historic Grand Prix
Track Length: 5.857 Km - 3.6394 miles



Silverstone International Trophy - 20 - 21 May 2017

HSCC Historic Formula Ford with Avon Tyres, Radio Caroline & Titan Historic Racing Race 3 - Best Sector Times

2	Alison Langridge	3:25.464	5	3:23.832	+1.632
81	James Lovett	3:59.261	1	3:43.364	+15.897
26	John Slack				+
8	Andrew Mansell				+
11	Roy Siergejew				+
28	Michael Wales				+
59	Les Beards				+



Session Start: 16:07:59 - Finish: 16:25:03
Weather/Track Conditions: Overcast / Wet
Circuit: Silverstone Historic Grand Prix
Track Length: 5.857 Km - 3.6394 miles




Silverstone International Trophy - 20 - 21 May 2017

HSCC Historic Formula Ford with Avon Tyres, Radio Caroline & Titan Historic Racing

Race 3 - Best Sector Speeds

	NO	SECTOR 1	MPH	NO	SECTOR 2	MPH	NO	SECTOR 3	MPH
1		NO SPEED TRAP		94	Michael O'Brien	113.6	53	Richard Tarling	105.4
2				53	Richard Tarling	111.3	40	Samuel Mitchell	103.7
3				3	Benn Simms	110.2	3	Benn Simms	102.8
4				73	Ed Thurston	109.5	48	Benn Tilley	102.1
5				40	Samuel Mitchell	109.3	1	Callum Grant	102.0
6				48	Benn Tilley	109.1	94	Michael O'Brien	102.0
7				58	Michael Grant Peterkin	108.9	37	Will Nuthall	100.4
8				37	Will Nuthall	108.4	75	Daniel Pickett	99.9
9				1	Callum Grant	108.2	6	Stuart Baird	99.8
10				13	Stuart Kestenbaum	107.9	36	Rob Smith	99.8
11				14	Neil Shinner	107.9	73	Ed Thurston	99.5
12				22	Tim Brise	107.9	58	Michael Grant Peterkin	99.0
13				44	Sam Binfield	107.9	13	Stuart Kestenbaum	98.9
14				56	Roland Svensson	107.9	44	Sam Binfield	98.9
15				36	Rob Smith	107.4	46	Stuart Dix	98.5
16				27	Dick Dixon	107.2	19	Stephen King	97.4
17				46	Stuart Dix	107.0	22	Tim Brise	97.4
18				42	Cormac Flanagan	106.5	27	Dick Dixon	97.3
19				75	Daniel Pickett	106.0	25	Ian Fernihough	96.9
20				15	Matthew Wrigley	105.8	42	Cormac Flanagan	96.4
21				88	Chris Stuart	105.8	97	Robert Tusting	95.9
22				177	Peter Hannam	105.8	77	Chris Sharples	95.3
23				6	Stuart Baird	105.7	5	Ian Pearson	95.0
24				19	Stephen King	105.7	14	Neil Shinner	95.0
25				97	Robert Tusting	105.7	30	Cliff Gray	95.0
26				5	Ian Pearson	105.4	56	Roland Svensson	95.0
27				30	Cliff Gray	105.2	15	Matthew Wrigley	94.8
28				77	Chris Sharples	105.0	17	Brian Morris	94.8
29				17	Brian Morris	104.9	88	Chris Stuart	94.6
30				29	Donald Laird	104.0	63	Matthew Sturmer	94.5
31				25	Ian Fernihough	103.7	21	Ross Drybrough	94.2
32				21	Ross Drybrough	103.4	12	Nick Pancisi	94.0
33				78	Geoff Underwood	102.9	20	Kevin Stanzl	93.7
34				20	Kevin Stanzl	102.3	49	Harvey Sykes	93.0
35				50	John Roberts	102.3	78	Geoff Underwood	92.6
36				12	Nick Pancisi	101.8	177	Peter Hannam	92.6
37				55	Roger Arnold	101.8	95	Fraser Collins	92.1
38				49	Harvey Sykes	101.4	55	Roger Arnold	91.0
39				63	Matthew Sturmer	101.1	50	John Roberts	90.2
40				95	Fraser Collins	100.8	29	Donald Laird	89.7



Session Start: 16:07:59 - Finish: 16:25:03

Weather/Track Conditions: Overcast / Wet

Circuit: Silverstone Historic Grand Prix

Track Length: 5.857 Km - 3.6394 miles

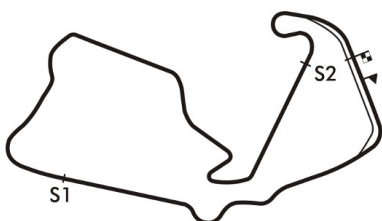


Silverstone International Trophy - 20 - 21 May 2017

HSCC Historic Formula Ford with Avon Tyres, Radio Caroline & Titan Historic Racing

Race 3 - Best Sector Speeds

41		66	Andrew Wiggins	100.3	156	Rachel Arnold	89.6
42		2	Alison Langridge	98.8	98	Adrian Richards	87.9
43		54	Alex Meek	98.5	54	Alex Meek	87.7
44		98	Adrian Richards	96.7	66	Andrew Wiggins	86.6
45		156	Rachel Arnold	92.2	2	Alison Langridge	85.6
46		32	Nigel Adams	90.6	39	Michael Richings	83.8
47		39	Michael Richings	90.2	32	Nigel Adams	82.2
48		81	James Lovett	79.0	81	James Lovett	72.3
49		26	John Slack	71.9	8	Andrew Mansell	0.0
50		8	Andrew Mansell	0.0	11	Roy Siergiejew	0.0
51		11	Roy Siergiejew	0.0	26	John Slack	0.0
52		28	Michael Wales	0.0	28	Michael Wales	0.0
53		59	Les Beards	0.0	59	Les Beards	0.0
54		72	Alistair Littlewood	0.0	72	Alistair Littlewood	0.0



Session Start: 16:07:59 - Finish: 16:25:03
Weather/Track Conditions: Overcast / Wet
Circuit: Silverstone Historic Grand Prix
Track Length: 5.857 Km - 3.6394 miles

Silverstone International Trophy - 20 - 21 May 2017

HSCC Historic Formula Ford with Avon Tyres, Radio Caroline & Titan Historic Racing Race 3 - Lap Chart

Lap 1			Lap 2			Lap 3			Lap 4			Lap 5			Lap 6		
NO	Behind	Laptime	NO	Behind	Laptime	NO	Behind	Laptime	NO	Behind	Laptime	NO	Behind	Laptime	NO	Behind	Laptime
94		2:55.249	94		2:52.108	94		2:49.629	94		2:49.708	94		2:49.172	53		2:47.916
53	1.602	2:56.851	53	1.674	2:52.180	53	1.925	2:49.880	53	0.680	2:48.463	53	0.257	2:48.749	94	0.430	2:48.603
3	3.113	2:58.362	3	2.635	2:51.630	3	3.325	2:50.319	3	4.764	2:51.147	32	1 LAP	3:22.855	66	1 LAP	3:18.832
40	3.367	2:58.616	1	7.023	2:54.510	1	8.626	2:51.232	1	9.870	2:50.952	3	7.295	2:51.703	3	10.398	2:51.276
1	4.621	2:59.870	48	10.257	2:56.538	48	14.674	2:54.046	48	17.659	2:52.693	1	10.902	2:50.204	156	1 LAP	3:25.403
48	5.827	3:01.076	40	19.858	3:08.599	40	21.247	2:51.018	40	20.122	2:48.583	98	1 LAP	3:31.543	1	12.900	2:50.171
73	11.726	3:06.975	73	20.314	3:00.696	37	27.612	2:56.540	37	34.361	2:56.457	48	20.877	2:52.390	40	23.988	2:50.298
37	12.116	3:07.365	37	20.701	3:00.693	73	27.878	2:57.193	73	35.475	2:57.305	40	21.863	2:50.913	48	25.259	2:52.555
15	20.223	3:15.472	44	29.167	3:00.688	36	36.299	2:56.219	36	40.368	2:53.777	2	1 LAP	3:27.660	39	1 LAP	3:27.961
36	20.316	3:15.565	36	29.709	3:01.501	44	39.344	2:59.806	44	52.250	3:02.614	37	40.319	2:55.130	32	1 LAP	3:19.452
44	20.587	3:15.836	15	36.447	3:08.332	17	50.814	3:03.215	17	1:01.661	3:00.555	73	41.775	2:55.472	37	46.708	2:54.562
72	22.616	3:17.865	17	37.228	3:05.505	15	51.238	3:04.420	15	1:04.710	3:03.180	36	52.880	3:01.684	98	1 LAP	3:19.288
17	23.831	3:19.080	72	43.873	3:13.365	13	1:01.409	3:06.625	21	1 LAP	6:07.362	44	1:00.798	2:57.720	73	49.239	2:55.637
21	24.812	3:20.061	13	44.413	3:10.307	97	1:07.081	3:09.442	13	1:18.104	3:06.403	17	1:11.618	2:59.129	36	1:03.097	2:58.390
13	26.214	3:21.463	21	45.225	3:12.521	72	1:07.081	3:12.837	97	1:19.973	3:02.600	15	1:14.339	2:58.801	2	1 LAP	3:25.464
14	28.486	3:23.735	14	46.433	3:10.055	14	1:07.414	3:10.610	6	1:22.959	3:05.128	13	1:30.236	3:01.304	44	1:10.604	2:57.979
97	28.923	3:24.172	97	47.268	3:10.453	6	1:07.539	3:08.787	14	1:24.362	3:06.656	97	1:31.811	3:01.010	17	1:21.469	2:58.024
6	29.255	3:24.504	6	48.381	3:11.234	56	1:08.266	3:08.934	56	1:25.071	3:06.513	14	1:38.943	3:03.753	15	1:26.094	2:59.928
56	30.259	3:25.508	56	48.961	3:10.810	12	1:13.839	3:08.179	12	1:31.353	3:07.222	6	1:39.297	3:05.510	13	1:43.374	3:01.311
49	34.566	3:29.815	12	55.289	3:11.861	22	1:14.618	3:06.711	22	1:32.070	3:07.160	56	1:40.919	3:05.020	97	1:43.811	3:00.173
12	35.536	3:30.785	58	56.628	3:10.730	58	1:15.799	3:08.800	75	1:32.598	3:06.180	22	1:45.595	3:02.697	6	1:51.879	3:00.755
58	38.006	3:33.255	22	57.536	3:08.943	75	1:16.126	3:05.051	58	1:34.169	3:08.078	75	1:47.747	3:04.321	14	1:52.855	3:02.085
75	40.295	3:35.544	75	1:00.704	3:12.517	27	1:23.042	3:11.595	27	1:37.951	3:04.617	58	1:48.544	3:03.547	56	1:57.030	3:04.284
22	40.701	3:35.950	27	1:01.076	3:10.744	63	1:27.146	3:09.231	72	1:38.653	3:21.280	12	1:49.905	3:07.724	22	1:58.775	3:01.353
88	41.996	3:37.245	20	1:03.536	3:11.699	19	1:27.332	3:09.211	63	1:44.062	3:06.624	27	1:51.793	3:03.014	75	1:59.943	3:00.369
27	42.440	3:37.689	63	1:07.544	3:14.119	5	1:29.963	3:08.279	19	1:44.383	3:06.759	72	1:57.727	3:08.246	58	2:00.246	2:59.875
20	43.945	3:39.194	19	1:07.750	3:13.919	77	1:30.654	3:04.765	5	1:46.155	3:05.900	63	2:00.743	3:05.853	27	2:06.136	3:02.516
54	45.232	3:40.481	5	1:11.313	3:15.382	20	1:33.721	3:19.814	42	1:49.795	3:04.428	42	2:01.679	3:01.056	12	2:07.388	3:05.656
63	45.533	3:40.782	46	1:11.604	3:13.142	30	1:34.720	3:10.781	20	1:52.232	3:08.219	5	2:02.568	3:05.585	42	2:13.830	3:00.324
19	45.939	3:41.188	30	1:13.568	3:18.351	42	1:35.075	3:05.021	30	1:52.653	3:07.641	30	2:10.138	3:06.657	72	2:16.588	3:07.034
66	46.788	3:42.037	177	1:13.933	3:15.866	177	1:36.122	3:11.818	77	1:53.458	3:12.512	77	2:10.659	3:06.373	5	2:18.238	3:03.843
30	47.325	3:42.574	77	1:15.518	3:13.460	54	1:44.384	3:14.645	177	1:58.978	3:12.564	177	2:13.199	3:03.393	63	2:26.686	3:14.116
5	48.039	3:43.288	54	1:19.368	3:26.244	46	1:45.308	3:23.333	46	2:01.517	3:05.917	46	2:16.083	3:03.738	30	2:28.294	3:06.329
55	49.978	3:45.227	42	1:19.683	3:18.572	25	1:46.037	3:14.401	54	2:06.987	3:12.311	19	2:20.280	3:25.069	77	2:29.043	3:06.557
177	50.175	3:45.424	66	1:20.809	3:26.129	95	1:48.582	3:14.785	95	2:09.029	3:10.155	20	2:29.282	3:26.222	177	2:29.872	3:04.846
46	50.570	3:45.819	25	1:21.265	3:21.897	66	1:49.519	3:18.339	49	2:12.414	3:10.993	95	2:30.283	3:10.426	19	2:38.625	3:06.518
25	51.476	3:46.725	55	1:22.985	3:25.115	55	1:50.365	3:17.009	25	2:12.970	3:16.641	54	2:31.517	3:13.702	46	2:39.414	3:11.504
42	53.219	3:48.468	95	1:23.426	3:18.413	88	1:50.466	3:12.857	78	2:13.742	3:11.527	49	2:31.929	3:08.687	95	2:48.110	3:06.000
77	54.166	3:49.415	49	1:26.732	3:44.274	49	1:51.129	3:14.026	55	2:16.198	3:15.541	78	2:32.401	3:07.831	20	2:49.417	3:08.308
95	57.121	3:52.370	88	1:27.238	3:37.350	78	1:51.923	3:13.383	88	2:18.122	3:17.364	25	2:33.271	3:09.473	49	2:50.690	3:06.934
29	57.477	3:52.726	78	1:28.169	3:19.171	29	1:56.754	3:17.513	29	2:19.389	3:12.343	55	2:36.734	3:09.708	78	2:50.836	3:06.608
39	59.007	3:54.256	29	1:28.870	3:23.501	50	1:57.323	3:16.094	50	2:20.358	3:12.743	50	2:41.757	3:10.571	54	2:54.579	3:11.235
78	1:01.106	3:56.355	50	1:30.858	3:21.481	156	1:59.169	3:16.669	66	2:22.253	3:22.442	29	2:43.228	3:13.011	25	2:54.755	3:09.657
50	1:01.485	3:56.734	156	1:32.129	3:20.871	39	2:04.034	3:18.213	156	2:22.358	3:12.897	88	2:46.511	3:17.561	55	3:00.679	3:12.118
156	1:03.366	3:58.615	39	1:35.450	3:28.551	32	2:22.238	3:23.474	39	2:36.024	3:21.698				50	3:02.364	3:08.780
81	1:04.012	3:59.261	32	1:48.393	3:29.747	98	2:23.072	3:20.316							88	3:06.183	3:07.845
2	1:04.652	3:59.901	98	1:52.385	3:29.040	2	2:40.094	3:33.873							29	3:14.930	3:19.875
32	1:10.754	4:06.003	2	1:55.850	3:43.306												
98	1:15.453	4:10.702	81	2:06.248	3:54.344												
26	1:19.191	4:14.440															

Session Start: 16:07:59 - Finish: 16:25:03
Weather/Track Conditions: Overcast / Wet
Circuit: Silverstone Historic Grand Prix
Track Length: 5.857 Km - 3.6394 miles

Silverstone International Trophy - 20 - 21 May 2017

HSCC Derek Bell Trophy Race 4 - Classification

Sheet No:

POS	NO	DRIVER/S	CLASS	CLASS POS	CAR MAKE / MODEL	TIME	LAPS	GAP	DIFF	MPH	BEST	ON
1	77	Richard Evans	C	1	March 742	11:07.942	4	-- 4 laps --		78.45	2:31.747	2
2	1	Martyn Donn	B	1	Lola T760	11:45.226	4	37.284	37.284	74.31	2:42.624	3
3	65	Jamie Brashaw	F	1	March 73A	11:47.187	4	39.245	1.961	74.10	2:42.018	3
4	44	Philip Hall	C	2	March 752	11:47.489	4	39.547	0.302	74.07	2:44.092	3
5	56	Max Smith Hilliard	I	1	Fittipaldi F5A	11:51.154	4	43.212	3.665	73.69	2:41.021	2
6	7	Neil Glover	F	2	Chevron B37	11:58.189	4	50.247	7.035	72.97	2:45.722	3
7	21	David Shaw	I	2	March 721	12:00.399	4	52.457	2.210	72.74	2:46.574	3
8	17	Mike Bletsoe-Brown	C	3	Chevron B27	12:23.873	4	1:15.931	23.474	70.45	2:54.773	2
9	30	Paul Campfield	F	3	Chevron B24	12:42.697	4	1:34.755	18.824	68.71	2:58.191	3
10	74	Frank Lyons	F	4	Gurney Eagle FA74	12:57.691	4	1:49.749	14.994	67.39	2:54.407	3
11	4	James Hadfield	B	2	Modus M1	13:03.995	4	1:56.053	6.304	66.84	3:04.395	3
12	71	Simon Taylor	F	5	Chevron B28	13:39.430	3	-- 3 laps --	3:44.484	47.96	3:22.105	2

----- NOT CLASSIFIED -----

DNF 41	David Mercer	B	March 73B	6:51.029	2	-- 2 laps --	63.75	3:32.014	1
DNF 40	Steven Chaplin	F	Lola T332	3:36.542	1	-- 1 laps --	4.528	60.50	
DNF 22	Mark Dwyer	F	Lola T332						

----- FASTEST LAP SUMMARY -----

NO	DRIVER/S	CLASS	CAR MAKE / MODEL	FASTEST LAP	ON	MPH
77	Richard Evans	C	March 742	2:31.747	2	86.34
56	Max Smith Hilliard	I	Fittipaldi F5A	2:41.021	2	81.37
65	Jamie Brashaw	F	March 73A	2:42.018	3	80.87
1	Martyn Donn	B	Lola T760	2:42.624	3	80.56

Session Start: 16:37:34 - Finish: 16:48:00

Weather/Track Conditions: Rain / Wet

Circuit: Silverstone Historic Grand Prix

Track Length: 5.857 Km - 3.6394 miles

These results are provisional until the conclusion of any judicial and technical matters.

Clerk of the Course:	Timekeeper:	Issued at:
Julian Floyd	Nick Palmer	

Silverstone International Trophy - 20 - 21 May 2017

HSCC Derek Bell Trophy

Race 4 - Sector Analysis

1 Martyn Donn (B)								Lola T760							
lap	Sect-1	Speed	Sect-2	Speed	Sect-3	Speed	Laptime Pit	lap	Sect-1	Speed	Sect-2	Speed	Sect-3	Speed	Laptime Pit
1				66.0	38.314	68.6	3:27.681	3	49.772		1:22.403	116.3	30.449	110.9	2:42.624
2	52.757		1:22.074	119.4	30.004	108.9	2:44.835	4	50.016		1:28.785	115.9	31.285	104.6	2:50.086

4 James Hadfield (B)								Modus M1							
lap	Sect-1	Speed	Sect-2	Speed	Sect-3	Speed	Laptime Pit	lap	Sect-1	Speed	Sect-2	Speed	Sect-3	Speed	Laptime Pit
1				62.3	36.873	76.1	3:29.813	3	57.809		1:32.601	106.4	33.985	97.1	3:04.395
2	1:12.642		1:35.139	104.2	32.957	92.5	3:20.738	4	54.949		1:38.709	81.0	35.391	86.6	3:09.049

7 Neil Glover (F)								Chevron B37							
lap	Sect-1	Speed	Sect-2	Speed	Sect-3	Speed	Laptime Pit	lap	Sect-1	Speed	Sect-2	Speed	Sect-3	Speed	Laptime Pit
1				70.3	37.774	66.0	3:27.750	3	49.881		1:24.457	117.7	31.384	102.1	2:45.722
2	53.481		1:24.686	111.7	30.246	105.4	2:48.413	4	51.819		1:31.202	102.0	33.283	90.3	2:56.304

17 Mike Bletsoe-Brown (C)								Chevron B27							
lap	Sect-1	Speed	Sect-2	Speed	Sect-3	Speed	Laptime Pit	lap	Sect-1	Speed	Sect-2	Speed	Sect-3	Speed	Laptime Pit
1				68.8	37.988	67.9	3:28.549	3	52.402		1:31.796	98.8	33.496	99.0	2:57.694
2	54.621		1:27.346	109.3	32.806	99.6	2:54.773	4	52.548		1:35.302	89.5	35.007	87.5	3:02.857

21 David Shaw (I)								March 721							
lap	Sect-1	Speed	Sect-2	Speed	Sect-3	Speed	Laptime Pit	lap	Sect-1	Speed	Sect-2	Speed	Sect-3	Speed	Laptime Pit
1				65.1	37.086	88.4	3:31.345	3	51.027		1:25.268	113.6	30.279	106.2	2:46.574
2	53.730		1:26.803	112.0	31.018	104.2	2:51.551	4	50.804		1:27.143	97.1	32.982	92.1	2:50.929

22 Mark Dwyer (F)								Lola T332							
lap	Sect-1	Speed	Sect-2	Speed	Sect-3	Speed	Laptime Pit	lap	Sect-1	Speed	Sect-2	Speed	Sect-3	Speed	Laptime Pit
1								2							

30 Paul Campfield (F)								Chevron B24							
lap	Sect-1	Speed	Sect-2	Speed	Sect-3	Speed	Laptime Pit	lap	Sect-1	Speed	Sect-2	Speed	Sect-3	Speed	Laptime Pit
1				68.9	36.723	72.4	3:28.615	3	53.601		1:30.164	90.1	34.426	95.5	2:58.191
2	55.459		1:38.110	105.8	33.304	97.0	3:06.873	4	53.931		1:37.710	77.9	37.377	86.5	3:09.018


40 Steven Chaplin (F)								Lola T332							
lap	Sect-1	Speed	Sect-2	Speed	Sect-3	Speed	Laptime Pit	lap	Sect-1	Speed	Sect-2	Speed	Sect-3	Speed	Laptime Pit
1			In	71.7	In		3:36.542 P	2							

41 David Mercer (B)								March 73B							
lap	Sect-1	Speed	Sect-2	Speed	Sect-3	Speed	Laptime Pit	lap	Sect-1	Speed	Sect-2	Speed	Sect-3	Speed	Laptime Pit
1				60.8	36.907	89.0	3:32.014	2	1:00.708		1:35.397	80.3	In		3:19.015 P

44 Philip Hall (C)								March 752							
lap	Sect-1	Speed	Sect-2	Speed	Sect-3	Speed	Laptime Pit	lap	Sect-1	Speed	Sect-2	Speed	Sect-3	Speed	Laptime Pit
1				72.2	39.665	64.4	3:27.149	3	48.901		1:25.561	116.5	29.630	115.2	2:44.092
2	52.207		1:23.376	104.0	30.583	113.4	2:46.166	4	49.491		1:28.493	101.2	32.098	107.1	2:50.082

56 Max Smith Hilliard (I)								Fittipaldi F5A							
lap	Sect-1	Speed	Sect-2	Speed	Sect-3	Speed	Laptime Pit	lap	Sect-1	Speed	Sect-2	Speed	Sect-3	Speed	Laptime Pit
1				68.5	39.842	62.5	3:26.627	3	50.654		1:23.305	123.1	29.336	106.6	2:43.295
2	50.595		1:21.190	127.1	29.236	108.0	2:41.021	4	50.455		1:38.878	113.7	30.878	96.1	3:00.211

65 Jamie Brashaw (F)								March 73A							
lap	Sect-1	Speed	Sect-2	Speed	Sect-3	Speed	Laptime Pit	lap	Sect-1	Speed	Sect-2	Speed	Sect-3	Speed	Laptime Pit
1				68.1	39.617	63.9	3:27.047	3	48.241		1:23.627	117.7	30.150	113.0	2:42.018
2	50.988		1:22.644	123.6	30.267	114.0	2:43.899	4	50.423		1:30.733	105.8	33.067	92.8	2:54.223



Session Start: 16:37:34 - Finish: 16:48:00
Weather/Track Conditions: Rain / Wet
Circuit: Silverstone Historic Grand Prix
Track Length: 5.857 Km - 3.6394 miles

Silverstone International Trophy - 20 - 21 May 2017


HSCC Derek Bell Trophy

Race 4 - Sector Analysis

71 Simon Taylor (F)							Chevron B28										
Lap	Sect-1	Speed	Sect-2	Speed	Sect-3	Speed	Laptime	Pit	Lap	Sect-1	Speed	Sect-2	Speed	Sect-3	Speed	Laptime	Pit
1	Out		1:33.568	92.1	33.668	88.4	6:48.575		3	1:02.135		1:48.281	71.9	38.334	79.9	3:28.750	
2	1:00.192		1:43.734	79.0	38.179	85.5	3:22.105		4								

74 Frank Lyons (F)							Gurney Eagle FA74										
Lap	Sect-1	Speed	Sect-2	Speed	Sect-3	Speed	Laptime	Pit	Lap	Sect-1	Speed	Sect-2	Speed	Sect-3	Speed	Laptime	Pit
1			In	56.9	In		3:37.404	P	3	52.530		1:29.526	88.7	32.351	99.8	2:54.407	
2	Out		1:24.079	102.6	31.761	98.9	3:22.543	P	4	52.769		1:35.896	82.4	34.672	89.2	3:03.337	

77 Richard Evans (C)							March 742										
Lap	Sect-1	Speed	Sect-2	Speed	Sect-3	Speed	Laptime	Pit	Lap	Sect-1	Speed	Sect-2	Speed	Sect-3	Speed	Laptime	Pit
1				70.5	39.984	61.8	3:26.445		3	45.601		1:18.469	125.2	29.668	116.2	2:33.738	
2	47.691		1:15.394	122.0	28.662	119.6	2:31.747		4	46.399		1:19.611	125.0	30.002	109.8	2:36.012	




Silverstone International Trophy - 20 - 21 May 2017

HSCC Derek Bell Trophy

Race 4 - Best Sector Times

	SECTOR 1			SECTOR 2			SECTOR 3			IDEAL / BEST LAP COMPARISON					
	NO	TIME	LAP	NO	TIME	LAP	NO	TIME	LAP	NO	NAME	BEST	IN	IDEAL	DIFF
1	77	45.601	3	77	1:15.394	2	77	28.662	2	77	Richard Evans	2:31.747	2	2:29.657	+2.090
2	65	48.241	3	56	1:21.190	2	56	29.236	2	56	Max Smith Hilliard	2:41.021	2	2:40.881	+0.140
3	44	48.901	3	1	1:22.074	2	44	29.630	3	65	Jamie Brashaw	2:42.018	3	2:41.035	+0.983
4	1	49.772	3	65	1:22.644	2	1	30.004	2	1	Martyn Donn	2:42.624	3	2:41.850	+0.774
5	7	49.881	3	44	1:23.376	2	65	30.150	3	44	Philip Hall	2:44.092	3	2:41.907	+2.185
6	56	50.455	4	74	1:24.079	2	7	30.246	2	7	Neil Glover	2:45.722	3	2:44.584	+1.138
7	21	50.804	4	7	1:24.457	3	21	30.279	3	21	David Shaw	2:46.574	3	2:46.351	+0.223
8	17	52.402	3	21	1:25.268	3	74	31.761	2	74	Frank Lyons	2:54.407	3	2:48.370	+6.037
9	74	52.530	3	17	1:27.346	2	17	32.806	2	17	Mike Bletsoe-Brown	2:54.773	2	2:52.554	+2.219
10	30	53.601	3	30	1:30.164	3	4	32.957	2	30	Paul Campfield	2:58.191	3	2:57.069	+1.122
11	4	54.949	4	4	1:32.601	3	30	33.304	2	4	James Hadfield	3:04.395	3	3:00.507	+3.888
12	71	1:00.192	2	71	1:33.568	1	71	33.668	1	71	Simon Taylor	3:22.105	2	3:07.428	+14.677
13	41	1:00.708	2	41	1:35.397	2	41	36.907	1	41	David Mercer	3:32.014	1	3:13.012	+19.002
14	22			40	1:48.691	1	22			40	Steven Chaplin				+
15	40			22			40			22	Mark Dwyer				+



Session Start: 16:37:34 - Finish: 16:48:00

Weather/Track Conditions: Rain / Wet

Circuit: Silverstone Historic Grand Prix

Track Length: 5.857 Km - 3.6394 miles




Silverstone International Trophy - 20 - 21 May 2017

HSCC Derek Bell Trophy

Race 4 - Best Sector Speeds

	NO	SECTOR 1	MPH	NO	SECTOR 2	MPH	NO	SECTOR 3	MPH
1		NO SPEED TRAP		56	Max Smith Hilliard	127.1	77	Richard Evans	119.6
2				77	Richard Evans	125.2	44	Philip Hall	115.2
3				65	Jamie Brashaw	123.6	65	Jamie Brashaw	114.0
4				1	Martyn Donn	119.4	1	Martyn Donn	110.9
5				7	Neil Glover	117.7	56	Max Smith Hilliard	108.0
6				44	Philip Hall	116.5	21	David Shaw	106.2
7				21	David Shaw	113.6	7	Neil Glover	105.4
8				17	Mike Bletsoe-Brown	109.3	74	Frank Lyons	99.8
9				4	James Hadfield	106.4	17	Mike Bletsoe-Brown	99.6
10				30	Paul Campfield	105.8	4	James Hadfield	97.1
11				74	Frank Lyons	102.6	30	Paul Campfield	97.0
12				71	Simon Taylor	92.1	41	David Mercer	89.0
13				41	David Mercer	80.3	71	Simon Taylor	88.4
14				40	Steven Chaplin	71.7	22	Mark Dwyer	0.0
15				22	Mark Dwyer	0.0	40	Steven Chaplin	0.0



Session Start: 16:37:34 - Finish: 16:48:00
Weather/Track Conditions: Rain / Wet
Circuit: Silverstone Historic Grand Prix
Track Length: 5.857 Km - 3.6394 miles

Silverstone International Trophy - 20 - 21 May 2017

HSCC Derek Bell Trophy

Race 4 - Lap Chart

Lap 1			Lap 2			Lap 3			Lap 4		
NO	Behind	Laptime	NO	Behind	Laptime	NO	Behind	Laptime	NO	Behind	Laptime
77		3:26.445	77		2:31.747	77		2:33.738	77		2:36.012
56	0.182	3:26.627	56	9.456	2:41.021	56	19.013	2:43.295	1	37.284	2:50.086
65	0.602	3:27.047	65	12.754	2:43.899	65	21.034	2:42.018	65	39.245	2:54.223
44	0.704	3:27.149	1	14.324	2:44.835	1	23.210	2:42.624	44	39.547	2:50.082
1	1.236	3:27.681	44	15.123	2:46.166	44	25.477	2:44.092	56	43.212	3:00.211
7	1.305	3:27.750	7	17.971	2:48.413	7	29.955	2:45.722	7	50.247	2:56.304
17	2.104	3:28.549	21	24.704	2:51.551	21	37.540	2:46.574	21	52.457	2:50.929
30	2.170	3:28.615	17	25.130	2:54.773	17	49.086	2:57.694	17	1:15.931	3:02.857
4	3.368	3:29.813	30	37.296	3:06.873	30	1:01.749	2:58.191	30	1:34.755	3:09.018
21	4.900	3:31.345	71	1 LAP	6:48.575	74	1:22.424	2:54.407	74	1:49.749	3:03.337
41	5.569	3:32.014	4	52.359	3:20.738	4	1:23.016	3:04.395	4	1:56.053	3:09.049
40	10.097	3:36.542	41	52.837	3:19.015	71	1 LAP	3:22.105	71	1 LAP	3:28.750
74	10.959	3:37.404	74	1:01.755	3:22.543						

Session Start: 16:37:34 - Finish: 16:48:00
Weather/Track Conditions: Rain / Wet
Circuit: Silverstone Historic Grand Prix
Track Length: 5.857 Km - 3.6394 miles

Silverstone International Trophy - 20 - 21 May 2017

HSCC 70's Road Sports

Race 5 - Classification

Sheet No:

POS	NO	DRIVER/S	CLASS	CLASS POS	CAR MAKE / MODEL	TIME	LAPS	GAP	DIFF	MPH	BEST	ON
1	1	Julian Barter	C	1	Lotus Elan S4	16:53.416	5	-- 5 laps --		64.64	3:04.608	5
2	24	Charles Barter	B	1	Datsun 240Z	17:02.775	5	9.359	9.359	64.04	3:05.532	5
3	40	Richard Attwood	A	1	Porsche 928	17:04.096	5	10.680	1.321	63.96	3:05.376	4
4	30	John Williams	B	2	Porsche 911SC	17:04.320	5	10.904	0.224	63.95	3:03.900	5
5	15	Charlie Ugo	B	3	Ferrari 308 GT4	17:15.887	5	22.471	11.567	63.24	3:07.161	5
6	11	Howard Payne	C	2	Lotus Europa	17:26.620	5	33.204	10.733	62.58	3:09.005	5
7	36	Daniel Pickett	A	2	Morgan Plus 8	17:37.149	5	43.733	10.529	61.96	3:14.574	4
8	92	Brian Jarvis	D	1	Porsche 924	17:44.228	5	50.812	7.079	61.55	3:16.563	4
9	7	David Tomkinson	E	1	Triumph Spitfire	18:08.237	5	1:14.821	24.009	60.19	3:18.308	5
10	27	Chris Fisher	E	2	MG Arkley	18:15.785	5	1:22.369	7.548	59.78	3:18.648	5
11	55	Stephen Bellerby	B	4	TVR 3000M	18:16.196	5	1:22.780	0.411	59.76	3:18.953	4
12	131	Mark Bennett	A	3	MGB	18:16.683	5	1:23.267	0.487	59.73	3:18.685	5
13	33	Matt Nichols	B	5	TVR 3000M	18:17.785	5	1:24.369	1.102	59.67	3:18.188	5
14	61	Lawrence Alexander	I	1	Alfa Romeo GTV	18:25.771	5	1:32.355	7.986	59.24	3:19.685	5
15	21	Will Morton	D	2	Porsche 924	18:27.406	5	1:33.990	1.635	59.15	3:20.436	5
16	68	John Wagstaff	D	3	Alfa Romeo GTV	18:33.073	5	1:39.657	5.667	58.85	3:22.896	4
17	57	Mark Oldfield	D	4	Porsche 924	18:33.179	5	1:39.763	0.106	58.84	3:17.562	4
18	72	Jim Dean	C	3	Lotus Europa	18:40.870	5	1:47.454	7.691	58.44	3:21.821	4
19	100	Drew Nicholson	I	2	Alfa Romeo GTV / GT	18:45.785	5	1:52.369	4.915	58.19	3:25.480	5
20	16	Richard Grube	I	3	Porsche 914-6	18:52.711	5	1:59.295	6.926	57.83	3:23.271	5
21	12	Neil Brown	D	5	Lotus Eclat	18:53.092	5	1:59.676	0.381	57.81	3:25.139	5
22	28	Chris Baines	D	6	Porsche 924	18:59.970	5	2:06.554	6.878	57.46	3:29.035	5
23	76	David Erwin	D	7	Alfa Romeo 2000 GTV	19:07.470	5	2:14.054	7.500	57.09	3:28.058	5
24	73	Peter Sloan	D	8	Alfa Romeo 2000 GTV	19:09.485	5	2:16.069	2.015	56.99	3:27.724	5
25	74	Simon Adkins	D	9	Alfa Romeo GTV	19:57.951	5	3:04.535	48.466	54.68	3:41.520	4
26	14	Chris Baxter	C	4	Lotus Seven S4	20:13.399	5	3:19.983	15.448	53.98	3:44.807	5

----- NOT CLASSIFIED -----

DNF 35	Robert Gate	A		Jaguar E-type	16:12.885	4	-- 4 laps --		53.87	3:31.577	3
DNF 65	Steve Cooke	C		Lotus 7 S4	12:21.844	3	-- 3 laps --	44.399	52.98	3:47.749	2
DNF 112	Johan Denekamp	I		Marcos 1800 GT	12:25.109	3		3.265	52.75	3:42.870	2
DNF 13	Michael Caine	B		TVR 3000M	8:09.093	2	-- 2 laps --		53.57	4:29.298	1
DNF 18	Martin Dyson	D		Triumph GT6 Mk3	8:15.110	2		6.017	52.92	3:36.237	2
DNF 4	Ken Rorrison	D		Alfa Romeo 2000 GTV	8:15.783	2		6.690	52.85	3:39.341	2
DNF 45	Rupert Ashdown	I		Lotus Elan	8:20.473	2		11.380	52.36	3:42.581	2
DNF 70	Steve Skipworth	C		Lotus Europa	8:41.871	2		32.778	50.21	4:35.148	1
DNF 49	Peter Richards	E		Clan Crusader	4:49.776	1	-- 1 laps --	14.628	45.21	4:49.776	1

Session Start: 17:23:10 - Finish: 17:40:03

Weather/Track Conditions: Overcast / Wet

Circuit: Silverstone Historic Grand Prix

Track Length: 5.857 Km - 3.6394 miles

These results are provisional until the conclusion of any judicial and technical matters.

Clerk of the Course:

Julian Floyd

Timekeeper:

Nick Palmer

Issued at:

Silverstone International Trophy - 20 - 21 May 2017

HSCC 70's Road Sports

Race 5 - Classification

Sheet No:

----- FASTEST LAP SUMMARY -----

NO	DRIVER/S	CLASS	CAR MAKE / MODEL	FASTEST LAP	ON	MPH
30	John Williams	B	Porsche 911SC	3:03.900	5	71.24
1	Julian Barter	C	Lotus Elan S4	3:04.608	5	70.97
40	Richard Attwood	A	Porsche 928	3:05.376	4	70.68
92	Brian Jarvis	D	Porsche 924	3:16.563	4	66.65
7	David Tomkinson	E	Triumph Spitfire	3:18.308	5	66.07
61	Lawrence Alexander	I	Alfa Romeo GTV	3:19.685	5	65.61

Session Start: 17:23:10 - Finish: 17:40:03

Weather/Track Conditions: Overcast / Wet

Circuit: Silverstone Historic Grand Prix

Track Length: 5.857 Km - 3.6394 miles

These results are provisional until the conclusion of any judicial and technical matters.

Clerk of the Course:

Timekeeper:

Issued at:

Julian Floyd

Nick Palmer

Silverstone International Trophy - 20 - 21 May 2017

HSCC 70's Road Sports

Race 5 - Sector Analysis

1 Julian Barter (C)							Lotus Elan S4										
lap	Sect-1	Speed	Sect-2	Speed	Sect-3	Speed	Laptime	Pit	lap	Sect-1	Speed	Sect-2	Speed	Sect-3	Speed	Laptime	Pit
1			2: 23.725	39.6	53.292	67.4	4: 29.618		4	57.538		1: 33.230	98.0	34.393	93.2	3: 05.161	
2	58.961		1: 34.319	93.5	34.711	93.0	3: 07.991		5	57.153		1: 33.105	100.3	34.350	93.7	3: 04.608	
3	58.479		1: 32.751	97.4	34.808	89.7	3: 06.038		6								

4 Ken Rorrison (D)							Alfa Romeo 2000 GTV										
lap	Sect-1	Speed	Sect-2	Speed	Sect-3	Speed	Laptime	Pit	lap	Sect-1	Speed	Sect-2	Speed	Sect-3	Speed	Laptime	Pit
1			2: 10.728	39.3	48.638	66.2	4: 36.442		2	1: 08.447		1: 50.316	81.0	40.578	58.0	3: 39.341	

7 David Tomkinson (E)							Triumph Spitfire										
lap	Sect-1	Speed	Sect-2	Speed	Sect-3	Speed	Laptime	Pit	lap	Sect-1	Speed	Sect-2	Speed	Sect-3	Speed	Laptime	Pit
1			2: 10.828	42.2	48.349	62.6	4: 35.386		4	1: 02.376		1: 39.667	94.7	36.408	87.7	3: 18.451	
2	1: 08.406		1: 46.990	85.8	37.187	86.6	3: 32.583		5	1: 02.017		1: 39.876	93.9	36.415	87.7	3: 18.308	
3	1: 05.147		1: 41.748	94.4	36.614	86.6	3: 23.509		6								

11 Howard Payne (C)							Lotus Europa										
lap	Sect-1	Speed	Sect-2	Speed	Sect-3	Speed	Laptime	Pit	lap	Sect-1	Speed	Sect-2	Speed	Sect-3	Speed	Laptime	Pit
1			2: 10.682	40.6	47.714	67.1	4: 36.196		4	58.940		1: 35.478	87.0	34.806	94.0	3: 09.224	
2	1: 06.003		1: 39.763	83.5	36.039	92.8	3: 21.805		5	58.077		1: 35.761	85.3	35.167	92.6	3: 09.005	
3	59.665		1: 35.880	92.8	34.845	90.3	3: 10.390		6								

12 Neil Brown (D)							Lotus Eclat										
lap	Sect-1	Speed	Sect-2	Speed	Sect-3	Speed	Laptime	Pit	lap	Sect-1	Speed	Sect-2	Speed	Sect-3	Speed	Laptime	Pit
1			2: 16.075	42.1	48.182	61.1	4: 33.981		4	1: 03.661		1: 43.326	102.1	59.302	81.8	3: 46.289	
2	1: 09.106		1: 50.626	70.3	39.208	82.2	3: 38.940		5	1: 03.402		1: 45.219	90.9	36.518	83.4	3: 25.139	
3	1: 05.578		1: 46.096	89.2	37.069	83.4	3: 28.743		6								

13 Michael Caine (B)							TVR 3000M										
lap	Sect-1	Speed	Sect-2	Speed	Sect-3	Speed	Laptime	Pit	lap	Sect-1	Speed	Sect-2	Speed	Sect-3	Speed	Laptime	Pit
1			2: 24.373	41.1	54.458	65.6	4: 29.298		2	57.461		1: 43.793	38.4	In		3: 39.795 P	


14 Chris Baxter (C)							Lotus Seven S4										
lap	Sect-1	Speed	Sect-2	Speed	Sect-3	Speed	Laptime	Pit	lap	Sect-1	Speed	Sect-2	Speed	Sect-3	Speed	Laptime	Pit
1			2: 08.069	51.3	48.069	63.3	4: 50.448		4	1: 10.821		1: 54.802	74.2	41.860	65.6	3: 47.483	
2	1: 16.737		1: 58.308	79.9	42.311	62.5	3: 57.356		5	1: 09.591		1: 53.764	82.3	41.452	68.7	3: 44.807	
3	1: 12.545		1: 58.953	77.7	41.807	64.5	3: 53.305		6								

15 Charlie Ugo (B)							Ferrari 308 GT4										
lap	Sect-1	Speed	Sect-2	Speed	Sect-3	Speed	Laptime	Pit	lap	Sect-1	Speed	Sect-2	Speed	Sect-3	Speed	Laptime	Pit
1			2: 18.017	42.4	49.410	61.3	4: 32.530		4	58.286		1: 34.218	99.0	34.692	89.8	3: 07.196	
2	1: 03.529		1: 39.193	90.9	35.871	90.3	3: 18.593		5	58.471		1: 34.410	97.5	34.280	91.9	3: 07.161	
3	1: 01.900		1: 34.252	95.6	34.255	92.4	3: 10.407		6								

16 Richard Grube (I)							Porsche 914-6										
lap	Sect-1	Speed	Sect-2	Speed	Sect-3	Speed	Laptime	Pit	lap	Sect-1	Speed	Sect-2	Speed	Sect-3	Speed	Laptime	Pit
1			2: 10.126	34.2	44.959	75.0	4: 42.520		4	1: 06.974		1: 44.966	93.9	37.145	83.4	3: 29.085	
2	1: 10.282		1: 54.970	78.1	38.376	79.5	3: 43.628		5	1: 03.174		1: 43.580	96.4	36.517	83.7	3: 23.271	
3	1: 08.926		1: 46.958	93.1	38.323	79.6	3: 34.207		6								

18 Martin Dyson (D)							Triumph GT6 Mk3										
lap	Sect-1	Speed	Sect-2	Speed	Sect-3	Speed	Laptime	Pit	lap	Sect-1	Speed	Sect-2	Speed	Sect-3	Speed	Laptime	Pit
1			2: 10.251	37.9	46.363	76.3	4: 38.873		2	1: 08.142		1: 49.191	88.3	38.904	55.7	3: 36.237	

21 Will Morton (D)							Porsche 924										
lap	Sect-1	Speed	Sect-2	Speed	Sect-3	Speed	Laptime	Pit	lap	Sect-1	Speed	Sect-2	Speed	Sect-3	Speed	Laptime	Pit
1			2: 11.542	37.1	44.969	73.2	4: 41.337		4	1: 03.710		1: 43.094	89.8	37.003	87.1	3: 23.807	
2	1: 10.559		1: 48.312	80.8	38.689	62.8	3: 37.560		5	1: 02.056		1: 41.346	91.2	37.034	87.0	3: 20.436	
3	1: 06.254		1: 41.454	88.9	36.558	84.9	3: 24.266		6								



Session Start: 17:23:10 - Finish: 17:40:03
Weather/Track Conditions: Overcast / Wet
Circuit: Silverstone Historic Grand Prix
Track Length: 5.857 Km - 3.6394 miles

Silverstone International Trophy - 20 - 21 May 2017

HSCC 70's Road Sports

Race 5 - Sector Analysis

24 Charles Barter (B)							Datsun 240Z										
lap	Sect-1	Speed	Sect-2	Speed	Sect-3	Speed	Laptime	Pit	lap	Sect-1	Speed	Sect-2	Speed	Sect-3	Speed	Laptime	Pit
1			2:22.584	40.9	53.233	62.5	4:30.060		4	58.153		1:34.636	100.0	35.173	94.4	3:07.962	
2	1:00.050		1:36.879	96.6	34.918	93.4	3:11.847		5	56.604		1:33.986	93.3	34.942	95.2	3:05.532	
3	57.385		1:34.656	97.5	35.333	87.7	3:07.374		6								

27 Chris Fisher (E)							MG Arkley										
lap	Sect-1	Speed	Sect-2	Speed	Sect-3	Speed	Laptime	Pit	lap	Sect-1	Speed	Sect-2	Speed	Sect-3	Speed	Laptime	Pit
1			2:10.885	39.1	46.578	74.8	4:37.941		4	1:02.425		1:42.183	88.0	36.107	85.5	3:20.715	
2	1:07.705		1:45.853	81.0	37.043	84.4	3:30.601		5	1:01.042		1:40.742	89.4	36.864	86.3	3:18.648	
3	1:05.039		1:45.590	89.1	37.251	82.9	3:27.880		6								

28 Chris Baines (D)							Porsche 924										
lap	Sect-1	Speed	Sect-2	Speed	Sect-3	Speed	Laptime	Pit	lap	Sect-1	Speed	Sect-2	Speed	Sect-3	Speed	Laptime	Pit
1			2:11.293	32.2	44.639	75.7	4:43.802		4	1:04.103		1:47.164	78.5	38.316	85.0	3:29.583	
2	1:09.216		1:53.888	74.8	38.582	83.7	3:41.686		5	1:04.403		1:46.165	84.6	38.467	84.7	3:29.035	
3	1:08.369		1:49.250	82.8	38.245	87.2	3:35.864		6								

30 John Williams (B)							Porsche 911SC										
lap	Sect-1	Speed	Sect-2	Speed	Sect-3	Speed	Laptime	Pit	lap	Sect-1	Speed	Sect-2	Speed	Sect-3	Speed	Laptime	Pit
1			2:22.270	43.6	52.745	65.0	4:30.063		4	57.475		1:33.059	106.9	33.856	97.4	3:04.390	
2	1:00.483		1:35.843	103.7	34.730	96.1	3:11.056		5	55.987		1:33.187	94.5	34.726	96.7	3:03.900	
3	56.976		1:34.528	108.8	43.407	95.3	3:14.911		6								

33 Matt Nichols (B)							TVR 3000M										
lap	Sect-1	Speed	Sect-2	Speed	Sect-3	Speed	Laptime	Pit	lap	Sect-1	Speed	Sect-2	Speed	Sect-3	Speed	Laptime	Pit
1			2:10.427	43.7	46.870	77.6	4:36.712		4	1:03.698		1:42.127	94.9	35.965	90.7	3:21.790	
2	1:09.313		1:47.159	84.0	37.129	87.1	3:33.601		5	1:01.380		1:41.009	97.3	35.799	89.5	3:18.188	
3	1:03.575		1:45.588	84.4	38.331	79.8	3:27.494		6								

35 Robert Gate (A)							Jaguar E-type										
lap	Sect-1	Speed	Sect-2	Speed	Sect-3	Speed	Laptime	Pit	lap	Sect-1	Speed	Sect-2	Speed	Sect-3	Speed	Laptime	Pit
1			2:18.450	44.4	52.176	68.9	4:31.490		3	1:06.321		1:45.771	77.0	39.485	84.5	3:31.577	
2	1:08.186		1:46.568	81.4	39.624	85.6	3:34.378		4	1:03.706		2:27.519	68.5	In		4:35.440 P	


36 Daniel Pickett (A)							Morgan Plus 8										
lap	Sect-1	Speed	Sect-2	Speed	Sect-3	Speed	Laptime	Pit	lap	Sect-1	Speed	Sect-2	Speed	Sect-3	Speed	Laptime	Pit
1			2:20.677	48.0	50.921	68.6	4:31.471		4	58.980		1:40.378	92.6	35.216	91.0	3:14.574	
2	1:03.790		1:41.551	81.5	35.806	90.5	3:21.147		5	58.733		1:40.210	91.8	35.632	92.0	3:14.575	
3	1:01.411		1:38.473	89.2	35.498	91.0	3:15.382		6								

40 Richard Attwood (A)							Porsche 928										
lap	Sect-1	Speed	Sect-2	Speed	Sect-3	Speed	Laptime	Pit	lap	Sect-1	Speed	Sect-2	Speed	Sect-3	Speed	Laptime	Pit
1			2:18.645	43.2	49.482	62.0	4:32.261		4	57.078		1:33.425	94.8	34.873	96.3	3:05.376	
2	1:03.445		1:35.017	88.0	34.960	97.6	3:13.422		5	57.022		1:33.609	93.9	34.908	97.3	3:05.539	
3	58.312		1:33.995	96.1	35.191	95.2	3:07.498		6								

45 Rupert Ashdown (I)							Lotus Elan										
lap	Sect-1	Speed	Sect-2	Speed	Sect-3	Speed	Laptime	Pit	lap	Sect-1	Speed	Sect-2	Speed	Sect-3	Speed	Laptime	Pit
1			2:10.597	41.8	46.904	74.1	4:37.892		2	1:11.223		1:51.752	79.8	39.606	68.9	3:42.581	

49 Peter Richards (E)							Clan Crusader										
lap	Sect-1	Speed	Sect-2	Speed	Sect-3	Speed	Laptime	Pit	lap	Sect-1	Speed	Sect-2	Speed	Sect-3	Speed	Laptime	Pit
1			2:09.974	39.3	48.340	67.3	4:49.776		2								

55 Stephen Bellerby (B)							TVR 3000M										
lap	Sect-1	Speed	Sect-2	Speed	Sect-3	Speed	Laptime	Pit	lap	Sect-1	Speed	Sect-2	Speed	Sect-3	Speed	Laptime	Pit
1			2:10.947	39.2	47.663	69.0	4:37.085		4	1:01.044		1:41.407	97.5	36.502	85.5	3:18.953	
2	1:09.538		1:49.033	86.5	37.994	82.9	3:36.565		5	1:01.167		1:42.697	91.4	37.677	85.0	3:21.541	
3	1:01.288		1:43.178	88.3	37.586	81.1	3:22.052		6								



Session Start: 17:23:10 - Finish: 17:40:03
Weather/Track Conditions: Overcast / Wet
Circuit: Silverstone Historic Grand Prix
Track Length: 5.857 Km - 3.6394 miles

Silverstone International Trophy - 20 - 21 May 2017

HSCC 70's Road Sports

Race 5 - Sector Analysis

57 Mark Oldfield (D)							Porsche 924										
lap	Sect-1	Speed	Sect-2	Speed	Sect-3	Speed	Laptime	Pit	lap	Sect-1	Speed	Sect-2	Speed	Sect-3	Speed	Laptime	Pit
1							4:50.470		4							3:17.562	
2							3:36.126		5							3:22.152	
3							3:26.869		6								

61 Lawrence Alexander (I)							Alfa Romeo GTV										
lap	Sect-1	Speed	Sect-2	Speed	Sect-3	Speed	Laptime	Pit	lap	Sect-1	Speed	Sect-2	Speed	Sect-3	Speed	Laptime	Pit
1				35.1	45.518	74.1	4:40.297		4			91.2	36.697	83.4		3:22.531	
2				75.6	38.291	62.9	3:38.164		5			89.6	36.374	83.2		3:19.685	
3	1:05.136		1:42.137	84.3	37.821	80.7	3:25.094		6								

65 Steve Cooke (C)							Lotus 7 S4											
lap	Sect-1	Speed	Sect-2	Speed	Sect-3	Speed	Laptime	Pit	lap	Sect-1	Speed	Sect-2	Speed	Sect-3	Speed	Laptime	Pit	
1				2:17.756	39.4	48.648	59.4	4:33.201		3	1:12.007	1:50.264	73.3				4:00.894	P
2	1:07.439		2:02.094	70.7	38.216	70.3	3:47.749		4									

68 John Wagstaff (D)							Alfa Romeo GTV										
lap	Sect-1	Speed	Sect-2	Speed	Sect-3	Speed	Laptime	Pit	lap	Sect-1	Speed	Sect-2	Speed	Sect-3	Speed	Laptime	Pit
1				2:11.053	35.4	46.040	73.2	4:38.953		4	1:04.751	1:41.067	91.9	37.078	84.6	3:22.896	
2	1:09.949		1:49.683	83.7	39.920	45.7	3:39.552		5	1:03.352	1:41.948	86.0	37.676	81.8		3:22.976	
3	1:08.219		1:43.242	87.4	37.235	82.1	3:28.696		6								

70 Steve Skipworth (C)							Lotus Europa											
lap	Sect-1	Speed	Sect-2	Speed	Sect-3	Speed	Laptime	Pit	lap	Sect-1	Speed	Sect-2	Speed	Sect-3	Speed	Laptime	Pit	
1				2:11.427	41.9	49.163	61.0	4:35.148		2	1:14.633	1:59.714	66.7				4:06.723	P


72 Jim Dean (C)							Lotus Europa										
lap	Sect-1	Speed	Sect-2	Speed	Sect-3	Speed	Laptime	Pit	lap	Sect-1	Speed	Sect-2	Speed	Sect-3	Speed	Laptime	Pit
1				2:21.828	41.2	52.590	63.0	4:30.427		4	1:02.861	1:41.879	92.3	37.081	77.6	3:21.821	
2	1:01.191		2:06.583	76.9	39.164	58.7	3:46.938		5	1:03.126	1:41.757	85.9				3:36.468	P
3	1:04.504		1:43.779	86.8	36.933	79.5	3:25.216		6								

73 Peter Sloan (D)							Alfa Romeo 2000 GTV										
lap	Sect-1	Speed	Sect-2	Speed	Sect-3	Speed	Laptime	Pit	lap	Sect-1	Speed	Sect-2	Speed	Sect-3	Speed	Laptime	Pit
1				2:09.779	35.6	45.513	74.4	4:41.791		4	1:05.116	1:47.236	81.4	38.822	81.7	3:31.174	
2	1:09.809		1:53.573	90.2	38.322	81.4	3:41.704		5	1:04.299	1:43.776	84.5	39.649	79.1		3:27.724	
3	1:09.871		1:45.645	93.2	51.576	78.0	3:47.092		6								

74 Simon Adkins (D)							Alfa Romeo GTV										
lap	Sect-1	Speed	Sect-2	Speed	Sect-3	Speed	Laptime	Pit	lap	Sect-1	Speed	Sect-2	Speed	Sect-3	Speed	Laptime	Pit
1				2:09.358	35.9	49.281	65.7	4:49.371		4	1:09.021	1:52.604	79.5	39.895	76.1	3:41.520	
2	1:12.120		1:55.267	79.6	39.527	74.6	3:46.914		5	1:09.037	1:52.755	79.2	40.376	74.1		3:42.168	
3	1:10.130		2:07.397	79.2	40.451	72.3	3:57.978		6								

76 David Erwin (D)							Alfa Romeo 2000 GTV										
lap	Sect-1	Speed	Sect-2	Speed	Sect-3	Speed	Laptime	Pit	lap	Sect-1	Speed	Sect-2	Speed	Sect-3	Speed	Laptime	Pit
1				35.7	45.289	218.5	4:39.986		4			90.2	39.934	76.7		3:31.959	
2				86.8	38.690	80.1	3:42.004		5			86.4	38.711	75.3		3:28.058	
3				86.3	47.879	68.9	3:45.463		6								

92 Brian Jarvis (D)							Porsche 924										
lap	Sect-1	Speed	Sect-2	Speed	Sect-3	Speed	Laptime	Pit	lap	Sect-1	Speed	Sect-2	Speed	Sect-3	Speed	Laptime	Pit
1				2:21.021	43.9	52.110	67.2	4:30.607		4	1:00.905	1:39.939	90.7	35.719	88.5	3:16.563	
2	1:03.212		1:40.532	83.1	36.498	87.6	3:20.242		5	1:00.737	1:39.604	88.4	36.476	81.1		3:16.817	
3	1:02.945		1:41.376	92.4	35.678	85.7	3:19.999		6								



Session Start: 17:23:10 - Finish: 17:40:03
Weather/Track Conditions: Overcast / Wet
Circuit: Silverstone Historic Grand Prix
Track Length: 5.857 Km - 3.6394 miles

Silverstone International Trophy - 20 - 21 May 2017


HSCC 70's Road Sports

Race 5 - Sector Analysis

100 Drew Nicholson (I)							Alfa Romeo GTV / GT Junior										
Lap	Sect-1	Speed	Sect-2	Speed	Sect-3	Speed	Laptime	Pit	Lap	Sect-1	Speed	Sect-2	Speed	Sect-3	Speed	Laptime	Pit
1			2:11.248	36.9	45.476	75.6	4:43.042		4	1:03.823		1:44.213	85.4	37.536	84.0	3:25.572	
2	1:09.411		1:52.006	79.0	38.422	83.2	3:39.839		5	1:04.481		1:43.705	86.5	37.294	80.8	3:25.480	
3	1:08.680		1:45.527	87.3	37.645	80.5	3:31.852		6								

112 Johan Denekamp (I)							Marcos 1800 GT										
Lap	Sect-1	Speed	Sect-2	Speed	Sect-3	Speed	Laptime	Pit	Lap	Sect-1	Speed	Sect-2	Speed	Sect-3	Speed	Laptime	Pit
1			2:11.984	40.8	47.914	59.3	4:34.987		3	1:14.096		1:59.829	66.1	In		4:07.252	P
2	1:11.456		1:51.491	76.2	39.923	49.7	3:42.870		4								

131 Mark Bennett (A)							MGB										
Lap	Sect-1	Speed	Sect-2	Speed	Sect-3	Speed	Laptime	Pit	Lap	Sect-1	Speed	Sect-2	Speed	Sect-3	Speed	Laptime	Pit
1			2:16.312	42.6	48.771	58.1	4:33.749		4	1:02.947		1:44.380	89.8	37.023	82.8	3:24.350	
2	1:07.703		1:50.888	70.7	36.794	86.4	3:35.385		5	1:01.657		1:40.348	92.4	36.680	79.8	3:18.685	
3	1:04.740		1:43.125	86.5	36.649	76.2	3:24.514		6								




Silverstone International Trophy - 20 - 21 May 2017

HSCC 70's Road Sports

Race 5 - Best Sector Times

SECTOR 1			SECTOR 2			SECTOR 3			IDEAL / BEST LAP COMPARISON						
NO	TIME	LAP	NO	TIME	LAP	NO	TIME	LAP	NO	NAME	BEST	IN	IDEAL	DIFF	
1	30	55.987	5	1	1:32.751	3	30	33.856	4	30	John Williams	3:03.900	5	3:02.902	+0.998
2	24	56.604	5	30	1:33.059	4	15	34.255	3	1	Julian Barter	3:04.608	5	3:04.254	+0.354
3	40	57.022	5	40	1:33.425	4	1	34.350	5	40	Richard Attwood	3:05.376	4	3:05.320	+0.056
4	1	57.153	5	24	1:33.986	5	11	34.806	4	24	Charles Barter	3:05.532	5	3:05.508	+0.024
5	13	57.461	2	15	1:34.218	4	40	34.873	4	15	Charlie Ugo	3:07.161	5	3:06.759	+0.402
6	11	58.077	5	11	1:35.478	4	24	34.918	2	11	Howard Payne	3:09.005	5	3:08.361	+0.644
7	15	58.286	4	36	1:38.473	3	36	35.216	4	36	Daniel Pickett	3:14.574	4	3:12.422	+2.152
8	36	58.733	5	92	1:39.604	5	92	35.678	3	92	Brian Jarvis	3:16.563	4	3:16.019	+0.544
9	92	1:00.737	5	7	1:39.667	4	33	35.799	5	57	Mark Oldfield	3:17.562	4		+
10	27	1:01.042	5	131	1:40.348	5	27	36.107	4	33	Matt Nichols	3:18.188	5	3:18.188	+0.000
11	55	1:01.044	4	27	1:40.742	5	61	36.374	5	7	David Tomkinson	3:18.308	5	3:18.092	+0.216
12	72	1:01.191	2	33	1:41.009	5	7	36.408	4	27	Chris Fisher	3:18.648	5	3:17.891	+0.757
13	33	1:01.380	5	68	1:41.067	4	55	36.502	4	131	Mark Bennett	3:18.685	5	3:18.654	+0.031
14	131	1:01.657	5	21	1:41.346	5	16	36.517	5	55	Stephen Bellerby	3:18.953	4	3:18.953	+0.000
15	7	1:02.017	5	55	1:41.407	4	12	36.518	5	61	Lawrence Alexander	3:19.685	5	3:23.647	+3.962
16	21	1:02.056	5	72	1:41.757	5	21	36.558	3	21	Will Morton	3:20.436	5	3:19.960	+0.476
17	16	1:03.174	5	61	1:42.137	3	131	36.649	3	72	Jim Dean	3:21.821	4	3:19.881	+1.940
18	68	1:03.352	5	12	1:43.326	4	72	36.933	3	68	John Wagstaff	3:22.896	4	3:21.497	+1.399
19	12	1:03.402	5	16	1:43.580	5	68	37.078	4	16	Richard Grube	3:23.271	5	3:23.271	+0.000
20	35	1:03.706	4	100	1:43.705	5	100	37.294	5	12	Neil Brown	3:25.139	5	3:23.246	+1.893
21	100	1:03.823	4	73	1:43.776	5	65	38.216	2	100	Drew Nicholson	3:25.480	5	3:24.822	+0.658
22	28	1:04.103	4	13	1:43.793	2	28	38.245	3	73	Peter Sloan	3:27.724	5	3:26.397	+1.327
23	73	1:04.299	5	35	1:45.771	3	73	38.322	2	76	David Erwin	3:28.058	5		+
24	61	1:05.136	3	28	1:46.165	5	76	38.690	2	28	Chris Baines	3:29.035	5	3:28.513	+0.522
25	65	1:07.439	2	18	1:49.191	2	18	38.904	2	35	Robert Gate	3:31.577	3	3:28.962	+2.615
26	18	1:08.142	2	65	1:50.264	3	35	39.485	3	18	Martin Dyson	3:36.237	2	3:36.237	+0.000
27	45	1:08.174	3	4	1:50.316	2	74	39.527	2	4	Ken Rorrison	3:39.341	2	3:39.341	+0.000
28	4	1:08.447	2	112	1:51.491	2	45	39.606	2	74	Simon Adkins	3:41.520	4	3:41.152	+0.368
29	74	1:09.021	4	45	1:51.752	2	112	39.923	2	45	Rupert Ashdown	3:42.581	2	3:39.532	+3.049
30	14	1:09.591	5	74	1:52.604	4	4	40.578	2	112	Johan Denekamp	3:42.870	2	3:42.870	+0.000
31	112	1:11.456	2	14	1:53.764	5	14	41.452	5	14	Chris Baxter	3:44.807	5	3:44.807	+0.000
32	70	1:14.633	2	70	1:59.714	2	49	48.340	1	65	Steve Cooke	3:47.749	2	3:35.919	+11.830
33	49			49	2:09.974	1	70	49.163	1	13	Michael Caine	4:29.298	1	3:35.712	+53.586
34	57			57			13	54.458	1	70	Steve Skipworth	4:35.148	1	4:03.510	+31.638
35	76			76			57			49	Peter Richards	4:49.776	1		+



Session Start: 17:23:10 - Finish: 17:40:03

Weather/Track Conditions: Overcast / Wet

Circuit: Silverstone Historic Grand Prix

Track Length: 5.857 Km - 3.6394 miles




Silverstone International Trophy - 20 - 21 May 2017

HSCC 70's Road Sports

Race 5 - Best Sector Speeds

	NO	SECTOR 1	MPH	NO	SECTOR 2	MPH	NO	SECTOR 3	MPH
1		NO SPEED TRAP		30	John Williams	108.8	40	Richard Attwood	97.6
2				12	Neil Brown	102.1	30	John Williams	97.4
3				1	Julian Barter	100.3	24	Charles Barter	95.2
4				24	Charles Barter	100.0	11	Howard Payne	94.0
5				15	Charlie Ugo	99.0	1	Julian Barter	93.7
6				55	Stephen Bellerby	97.5	15	Charlie Ugo	92.4
7				33	Matt Nichols	97.3	36	Daniel Pickett	92.0
8				16	Richard Grube	96.4	33	Matt Nichols	90.7
9				40	Richard Attwood	96.1	92	Brian Jarvis	88.5
10				7	David Tomkinson	94.7	7	David Tomkinson	87.7
11				73	Peter Sloan	93.2	28	Chris Baines	87.2
12				11	Howard Payne	92.8	21	Will Morton	87.1
13				36	Daniel Pickett	92.6	131	Mark Bennett	86.4
14				92	Brian Jarvis	92.4	27	Chris Fisher	86.3
15				131	Mark Bennett	92.4	35	Robert Gate	85.6
16				72	Jim Dean	92.3	55	Stephen Bellerby	85.5
17				68	John Wagstaff	91.9	68	John Wagstaff	84.6
18				21	Will Morton	91.2	100	Drew Nicholson	84.0
19				61	Lawrence Alexander	91.2	16	Richard Grube	83.7
20				76	David Erwin	90.2	12	Neil Brown	83.4
21				27	Chris Fisher	89.4	61	Lawrence Alexander	83.4
22				18	Martin Dyson	88.3	73	Peter Sloan	81.7
23				100	Drew Nicholson	87.3	76	David Erwin	80.1
24				28	Chris Baines	84.6	72	Jim Dean	79.5
25				14	Chris Baxter	82.3	18	Martin Dyson	76.3
26				35	Robert Gate	81.4	74	Simon Adkins	76.1
27				4	Ken Rorrison	81.0	45	Rupert Ashdown	74.1
28				45	Rupert Ashdown	79.8	65	Steve Cooke	70.3
29				74	Simon Adkins	79.6	14	Chris Baxter	68.7
30				112	Johan Denekamp	76.2	49	Peter Richards	67.3
31				65	Steve Cooke	73.3	4	Ken Rorrison	66.2
32				70	Steve Skipworth	66.7	13	Michael Caine	65.6
33				13	Michael Caine	41.1	70	Steve Skipworth	61.0
34				49	Peter Richards	39.3	112	Johan Denekamp	59.3
35				57	Mark Oldfield	0.0	57	Mark Oldfield	0.0



Session Start: 17:23:10 - Finish: 17:40:03
Weather/Track Conditions: Overcast / Wet
Circuit: Silverstone Historic Grand Prix
Track Length: 5.857 Km - 3.6394 miles

Silverstone International Trophy - 20 - 21 May 2017

HSCC 70's Road Sports

Race 5 - Lap Chart

Lap 1			Lap 2			Lap 3			Lap 4			Lap 5		
NO	Behind	Laptime	NO	Behind	Laptime	NO	Behind	Laptime	NO	Behind	Laptime	NO	Behind	Laptime
13		4:29.298	1		3:07.991	1		3:06.038	1		3:05.161	1		3:04.608
1	0.320	4:29.618	30	3.510	3:11.056	24	5.634	3:07.374	24	8.435	3:07.962	24	9.359	3:05.532
24	0.762	4:30.060	24	4.298	3:11.847	40	9.534	3:07.498	40	9.749	3:05.376	40	10.680	3:05.539
30	0.765	4:30.063	40	8.074	3:13.422	30	12.383	3:14.911	30	11.612	3:04.390	30	10.904	3:03.900
72	1.129	4:30.427	92	13.240	3:20.242	15	17.883	3:10.407	15	19.918	3:07.196	15	22.471	3:07.161
92	1.309	4:30.607	15	13.514	3:18.593	36	24.353	3:15.382	11	28.807	3:09.224	11	33.204	3:09.005
36	2.173	4:31.471	36	15.009	3:21.147	11	24.744	3:10.390	36	33.766	3:14.574	36	43.733	3:14.575
35	2.192	4:31.490	11	20.392	3:21.805	92	27.201	3:19.999	92	38.603	3:16.563	92	50.812	3:16.817
40	2.963	4:32.261	35	28.259	3:34.378	7	47.831	3:23.509	7	1:01.121	3:18.451	7	1:14.821	3:18.308
15	3.232	4:32.530	7	30.360	3:32.583	131	50.001	3:24.514	55	1:05.847	3:18.953	27	1:22.369	3:18.648
65	3.903	4:33.201	27	30.933	3:30.601	55	52.055	3:22.052	27	1:08.329	3:20.715	55	1:22.780	3:21.541
131	4.451	4:33.749	13	31.484	3:39.795	27	52.775	3:27.880	131	1:09.190	3:24.350	131	1:23.267	3:18.685
12	4.683	4:33.981	131	31.525	3:35.385	35	53.798	3:31.577	33	1:10.789	3:21.790	33	1:24.369	3:18.188
112	5.689	4:34.987	33	32.704	3:33.601	33	54.160	3:27.494	72	1:15.594	3:21.821	61	1:32.355	3:19.685
70	5.850	4:35.148	12	35.312	3:38.940	12	58.017	3:28.743	61	1:17.278	3:22.531	21	1:33.990	3:20.436
7	6.088	4:35.386	55	36.041	3:36.565	72	58.934	3:25.216	21	1:18.162	3:23.807	68	1:39.657	3:22.976
11	6.898	4:36.196	18	37.501	3:36.237	21	59.516	3:24.266	68	1:21.289	3:22.896	57	1:39.763	3:22.152
4	7.144	4:36.442	4	38.174	3:39.341	61	59.908	3:25.094	57	1:22.219	3:17.562	72	1:47.454	3:36.468
33	7.414	4:36.712	72	39.756	3:46.938	68	1:03.554	3:28.696	100	1:31.497	3:25.572	100	1:52.369	3:25.480
55	7.787	4:37.085	112	40.248	3:42.870	57	1:09.818	3:26.869	12	1:39.145	3:46.289	16	1:59.295	3:23.271
45	8.594	4:37.892	61	40.852	3:38.164	100	1:11.086	3:31.852	16	1:40.632	3:29.085	12	1:59.676	3:25.139
27	8.643	4:37.941	68	40.896	3:39.552	16	1:16.708	3:34.207	28	1:42.127	3:29.583	28	2:06.554	3:29.035
18	9.575	4:38.873	21	41.288	3:37.560	28	1:17.705	3:35.864	76	1:50.604	3:31.959	76	2:14.054	3:28.058
68	9.655	4:38.953	45	42.864	3:42.581	76	1:23.806	3:45.463	73	1:52.953	3:31.174	73	2:16.069	3:27.724
76	10.688	4:39.986	65	43.341	3:47.749	73	1:26.940	3:47.092	35	2:24.077	4:35.440	74	3:04.535	3:42.168
61	10.999	4:40.297	76	44.381	3:42.004	65	1:38.197	4:00.894	74	2:26.975	3:41.520	14	3:19.983	3:44.807
21	12.039	4:41.337	100	45.272	3:39.839	112	1:41.462	4:07.252	14	2:39.784	3:47.483			
73	12.493	4:41.791	73	45.886	3:41.704	74	1:50.616	3:57.978						
16	13.222	4:42.520	28	47.879	3:41.686	14	1:57.462	3:53.305						
100	13.744	4:43.042	16	48.539	3:43.628									
28	14.504	4:43.802	57	48.987	3:36.126									
74	20.073	4:49.371	74	58.676	3:46.914									
49	20.478	4:49.776	70	1:04.262	4:06.723									
14	21.150	4:50.448	14	1:10.195	3:57.356									
57	21.172	4:50.470												

Session Start: 17:23:10 - Finish: 17:40:03

Weather/Track Conditions: Overcast / Wet

Circuit: Silverstone Historic Grand Prix

Track Length: 5.857 Km - 3.6394 miles

Silverstone International Trophy - 20 - 21 May 2017

HSCC Classic Racing Cars/Historic Formula 3

Race 7 - Classification

Sheet No:

POS	NO	DRIVER/S	CLASS	CLASS POS	CAR MAKE / MODEL	TIME	LAPS	GAP	DIFF	MPH	BEST	ON
1	5	Mark Goodyear	CRG	1	Lotus 59	15:19.344	5	-- 5 laps --		71.25	2:52.122	4
2	9	Robb Lamplough	CRC	1	Winkelmann WDB2	15:29.246	5	9.902	9.902	70.49	2:55.134	4
3	14	Jonathan Milicevic	B	1	Brabham BT21B	15:36.752	5	17.408	7.506	69.93	2:58.239	4
4	67	Nick Pancisi	CRC	2	March 712	15:39.617	5	20.273	2.865	69.72	2:59.009	5
5	25	Andrew Hbberd	B	2	Brabham BT18	15:41.103	5	21.759	1.486	69.61	2:59.788	4
6	81	Julian Stokes	CRC	3	Tecno F2	15:43.318	5	23.974	2.215	69.44	2:50.444	5
7	38	John Murphy	CRF	1	Merlyn Mk20A	15:45.189	5	25.845	1.871	69.30	2:53.058	5
8	46	Steve Smith	B	3	Chevron B15	16:15.866	5	56.522	30.677	67.13	3:04.647	3
9	63	Christoph Widmer	B	4	Brabham BT18A	16:30.728	5	1:11.384	14.862	66.12	3:11.026	2
10	89	Mark Pangborn	B	5	Brabham BT28	16:34.635	5	1:15.291	3.907	65.86	3:07.028	5
11	88	Michael Scott	B	6	Brabham BT28	16:38.853	5	1:19.509	4.218	65.58	3:11.769	3
12	77	Francois Derossi	B	7	Chevron B17	16:39.516	5	1:20.172	0.663	65.54	3:08.351	5
13	26	Steve Seaman	B	8	Brabham BT21	16:46.930	5	1:27.586	7.414	65.06	3:12.612	3
14	34	Jim Blockley	B	9	Brabham BT21B-16	16:59.590	5	1:40.246	12.660	64.25	3:13.288	5
15	99	Paul Kite	B	10	Brabham BT21	17:05.352	5	1:46.008	5.762	63.88	3:14.638	4
16	7	Mark Shaw	CRE	1	Brabham BT6	17:12.037	5	1:52.693	6.685	63.47	3:14.921	3
17	21	Lorraine Gathercole	CRC	4	March 712	17:12.470	5	1:53.126	0.433	63.45	3:14.396	2
18	2	Barry Sewell	B	11	Lotus 41	17:12.816	5	1:53.472	0.346	63.42	3:14.115	5
19	6	Leif Bosson	B	12	Brabham BT28	17:13.921	5	1:54.577	1.105	63.36	3:16.839	5
20	16	Mark Linstone	B	13	Brabham BT21	17:14.489	5	1:55.145	0.568	63.32	3:16.891	5
21	111	James Claridge	B	14	Tecno F3	17:14.779	5	1:55.435	0.290	63.31	3:15.475	5
22	10	Paul Waive	B	15	De Sanctis F3 69	17:18.400	5	1:59.056	3.621	63.08	3:13.621	2
23	96	Keith Messer	B	16	Vesey Ford	17:21.030	5	2:01.686	2.630	62.93	3:20.068	2
24	85	Freddie Lillingston-Price	CRF	2	Merlyn Mk11	17:21.573	5	2:02.229	0.543	62.89	3:11.367	4
25	71	Alan Cook	CRF	3	Mallock Mk9	17:30.833	5	2:11.489	9.260	62.34	3:16.576	3
26	87	Peter Barclay	B	17	Brabham BT15	17:39.639	5	2:20.295	8.806	61.82	3:21.156	3
27	4	Mike Painter	CRG	2	Brabham BT16	17:52.342	5	2:32.998	12.703	61.09	3:23.831	3
28	19	Christopher Helliwell	CRB	1	Cooper T75	18:28.408	5	3:09.064	36.066	59.10	3:27.523	3

----- NOT CLASSIFIED -----

DNF 50	Jim Timms	B	Brabham BT21B	13:50.861	4	-- 4 laps --		63.08	3:14.182	2
DNF 65	Peter Thompson	B	Brabham BT21	6:50.805	2	-- 2 laps --		63.78	3:14.328	2
DNF 11	Ian Bankhurst	B	Alexis Mk8							

----- FASTEST LAP SUMMARY -----

NO	DRIVER/S	CLASS	CAR MAKE / MODEL	FASTEST LAP	ON	MPH
81	Julian Stokes	CRC	Tecno F2	2:50.444	5	76.87
5	Mark Goodyear	CRG	Lotus 59	2:52.122	4	76.12
38	John Murphy	CRF	Merlyn Mk20A	2:53.058	5	75.71
14	Jonathan Milicevic	B	Brabham BT21B	2:58.239	4	73.51
7	Mark Shaw	CRE	Brabham BT6	3:14.921	3	67.22
19	Christopher Helliwell	CRB	Cooper T75	3:27.523	3	63.13

Session Start: 17:54:39 - Finish: 18:09:58

Weather/Track Conditions: Overcast / Wet

Circuit: Silverstone Historic Grand Prix

Track Length: 5.857 Km - 3.6394 miles

These results are provisional until the conclusion of any judicial and technical matters.

Clerk of the Course:

Julian Floyd

Timekeeper:

Nick Palmer

Issued at:

Silverstone International Trophy - 20 - 21 May 2017

HSCC Classic Racing Cars/Historic Formula 3

Race 7 - Sector Analysis

2 Barry Sewell (B)							Lotus 41										
lap	Sect-1	Speed	Sect-2	Speed	Sect-3	Speed	Laptime	Pit	lap	Sect-1	Speed	Sect-2	Speed	Sect-3	Speed	Laptime	Pit
1			1:44.009	91.6	36.886	92.1	3:56.832		4	59.782		1:43.376	92.1	35.764	92.8	3:18.922	
2	1:02.457		1:43.421	96.1	35.978	90.7	3:21.856		5	59.345		1:38.677	102.6	36.093	91.1	3:14.115	
3	59.593		1:45.121	94.4	36.377	88.2	3:21.091		6								

4 Mike Painter (CRG)							Brabham BT16										
lap	Sect-1	Speed	Sect-2	Speed	Sect-3	Speed	Laptime	Pit	lap	Sect-1	Speed	Sect-2	Speed	Sect-3	Speed	Laptime	Pit
1			1:47.330	73.7	37.932	84.5	4:03.869		4	1:02.697		1:45.450	88.3	37.464	85.6	3:25.611	
2	1:01.232		1:55.787	81.2	37.657	89.2	3:34.676		5	1:01.271		1:45.526	92.9	37.558	82.0	3:24.355	
3	1:01.120		1:44.901	97.1	37.810	84.3	3:23.831		6								

5 Mark Goodyear (CRG)							Lotus 59										
lap	Sect-1	Speed	Sect-2	Speed	Sect-3	Speed	Laptime	Pit	lap	Sect-1	Speed	Sect-2	Speed	Sect-3	Speed	Laptime	Pit
1				52.0	44.672	67.7	3:35.429		4	52.134		1:28.098	109.5	31.890	105.4	2:52.122	
2	59.003		1:31.220	110.6	33.616	100.1	3:03.839		5	52.966		1:29.908	116.5	32.250	101.3	2:55.124	
3	53.746		1:27.548	113.4	31.536	103.9	2:52.830		6								

6 Leif Bosson (B)							Brabham BT28										
lap	Sect-1	Speed	Sect-2	Speed	Sect-3	Speed	Laptime	Pit	lap	Sect-1	Speed	Sect-2	Speed	Sect-3	Speed	Laptime	Pit
1			1:45.381	88.2	37.447	89.2	3:55.437		4	59.874		1:41.946	101.5	36.360	90.2	3:18.180	
2	1:02.185		1:46.527	100.2	36.076	88.9	3:24.788		5	1:00.128		1:40.085	105.8	36.626	90.5	3:16.839	
3	59.465		1:42.049	100.5	37.163	90.8	3:18.677		6								

7 Mark Shaw (CRE)							Brabham BT6										
lap	Sect-1	Speed	Sect-2	Speed	Sect-3	Speed	Laptime	Pit	lap	Sect-1	Speed	Sect-2	Speed	Sect-3	Speed	Laptime	Pit
1			1:47.852	75.3	37.031	86.9	4:04.067		4	59.294		1:40.669	97.7	36.187	87.3	3:16.150	
2	57.255		1:46.734	86.8	36.194	91.5	3:20.183		5	58.398		1:40.925	101.5	37.393	83.4	3:16.716	
3	58.118		1:39.965	96.0	36.838	91.3	3:14.921		6								


9 Robs Lamplough (CRC)							Winkelmann WDB2										
lap	Sect-1	Speed	Sect-2	Speed	Sect-3	Speed	Laptime	Pit	lap	Sect-1	Speed	Sect-2	Speed	Sect-3	Speed	Laptime	Pit
1				74.7	43.565	70.6	3:35.870		4	54.395		1:28.402	107.9	32.337	98.5	2:55.134	
2	59.504		1:32.324	112.6	32.238	100.9	3:04.066		5	55.235		1:30.253	109.3	32.432	99.2	2:57.920	
3	55.127		1:29.821	112.8	31.308	99.9	2:56.256		6								

10 Paul Waine (B)							De Sanctis F3 69										
lap	Sect-1	Speed	Sect-2	Speed	Sect-3	Speed	Laptime	Pit	lap	Sect-1	Speed	Sect-2	Speed	Sect-3	Speed	Laptime	Pit
1				85.9	41.783	68.4	3:37.480		4	56.359		1:50.748	97.0	34.873	88.5	3:21.980	
2	1:05.105		1:33.870	98.8	34.646	91.7	3:13.621		5	1:28.853		1:39.672	95.1	34.703	91.6	3:43.228	
3	57.001		1:50.647	91.8	34.443	87.7	3:22.091		6								

11 Ian Bankhurst (B)							Alexis Mk8										
lap	Sect-1	Speed	Sect-2	Speed	Sect-3	Speed	Laptime	Pit	lap	Sect-1	Speed	Sect-2	Speed	Sect-3	Speed	Laptime	Pit

14 Jonathan Milicevic (B)							Brabham BT21B										
lap	Sect-1	Speed	Sect-2	Speed	Sect-3	Speed	Laptime	Pit	lap	Sect-1	Speed	Sect-2	Speed	Sect-3	Speed	Laptime	Pit
1				55.9	44.767	66.3	3:34.863		4	54.450		1:31.287	106.2	32.502	101.0	2:58.239	
2	56.745		1:32.294	98.5	33.487	99.5	3:02.526		5	54.918		1:31.000	103.7	33.347	100.3	2:59.265	
3	55.689		1:33.231	108.9	32.939	99.3	3:01.859		6								

16 Mark Linstone (B)							Brabham BT21										
lap	Sect-1	Speed	Sect-2	Speed	Sect-3	Speed	Laptime	Pit	lap	Sect-1	Speed	Sect-2	Speed	Sect-3	Speed	Laptime	Pit
1			1:47.981	74.6	37.443	80.9	4:03.915		4	1:00.040		1:40.939	94.5	36.156	84.6	3:17.135	
2	1:02.123		1:40.035	85.9	36.127	88.5	3:18.285		5	1:00.504		1:40.026	90.7	36.361	87.2	3:16.891	
3	1:00.094		1:41.417	88.2	36.752	86.3	3:18.263		6								



Session Start: 17:54:39 - Finish: 18:09:58
Weather/Track Conditions: Overcast / Wet
Circuit: Silverstone Historic Grand Prix
Track Length: 5.857 Km - 3.6394 miles

Silverstone International Trophy - 20 - 21 May 2017

HSCC Classic Racing Cars/Historic Formula 3

Race 7 - Sector Analysis

19 Christopher Helliwell (CRB)								Cooper T75									
lap	Sect-1	Speed	Sect-2	Speed	Sect-3	Speed	Laptime	Pit	lap	Sect-1	Speed	Sect-2	Speed	Sect-3	Speed	Laptime	Pit
1			1:49.856	93.5	39.614	84.5	4:16.368		4	1:04.214		1:46.216	93.3	39.206	82.1	3:29.636	
2	1:05.039		1:46.412	93.9	39.200	84.0	3:30.651		5	1:06.103		1:48.076	95.2	50.051	81.9	3:44.230	
3	1:03.582		1:45.181	99.9	38.760	85.0	3:27.523		6								

21 Lorraine Gathercole (CRC)								March 712									
lap	Sect-1	Speed	Sect-2	Speed	Sect-3	Speed	Laptime	Pit	lap	Sect-1	Speed	Sect-2	Speed	Sect-3	Speed	Laptime	Pit
1			1:44.137	84.7	37.085	89.5	3:53.962		4	1:01.351		1:40.613	92.8	35.161	85.9	3:17.125	
2	58.378		1:38.669	90.7	37.349	85.0	3:14.396		5	1:01.764		1:42.671	86.0	36.332	84.9	3:20.767	
3	1:01.140		1:48.336	75.8	36.744	85.6	3:26.220		6								

25 Andrew Hibberd (B)								Brabham BT18									
lap	Sect-1	Speed	Sect-2	Speed	Sect-3	Speed	Laptime	Pit	lap	Sect-1	Speed	Sect-2	Speed	Sect-3	Speed	Laptime	Pit
1				58.6	44.862	67.9	3:35.487		4	54.467		1:31.706	110.0	33.615	95.2	3:09.788	
2	57.679		1:31.951	101.2	33.881	96.6	3:03.511		5	55.973		1:32.429	101.2	33.293	95.3	3:01.695	
3	55.394		1:31.689	108.2	33.539	96.3	3:00.622		6								

26 Steve Seaman (B)								Brabham BT21									
lap	Sect-1	Speed	Sect-2	Speed	Sect-3	Speed	Laptime	Pit	lap	Sect-1	Speed	Sect-2	Speed	Sect-3	Speed	Laptime	Pit
1				83.7	40.277	68.9	3:37.939		4	57.247		1:47.383	94.4	34.704	98.3	3:19.334	
2	1:02.808		1:36.008	84.5	34.830	96.6	3:13.646		5	57.631		1:50.005	89.6	35.763	91.2	3:23.399	
3	57.903		1:39.898	92.8	34.811	92.9	3:12.612		6								

34 Jim Blockley (B)								Brabham BT21B-16									
lap	Sect-1	Speed	Sect-2	Speed	Sect-3	Speed	Laptime	Pit	lap	Sect-1	Speed	Sect-2	Speed	Sect-3	Speed	Laptime	Pit
1			1:45.647	89.6	37.227	88.5	3:56.606		4	58.167		1:39.440	103.1	35.702	88.3	3:13.309	
2	1:03.568		1:38.334	100.2	35.293	89.6	3:17.195		5	58.818		1:38.941	101.7	35.529	87.3	3:13.288	
3	58.368		1:44.371	96.7	36.453	91.6	3:19.192		6								


38 John Murphy (CRF)								Merlyn Mk20A									
lap	Sect-1	Speed	Sect-2	Speed	Sect-3	Speed	Laptime	Pit	lap	Sect-1	Speed	Sect-2	Speed	Sect-3	Speed	Laptime	Pit
1				86.0	41.964	74.3	3:37.919		4	54.423		1:30.653	110.7	45.951	102.8	3:11.027	
2	59.645		1:31.885	107.4	32.362	100.6	3:03.892		5	52.648		1:28.907	111.1	31.503	102.3	2:53.058	
3	54.942		1:31.759	106.9	32.592	96.6	2:59.293		6								

46 Steve Smith (B)								Chevron B15									
lap	Sect-1	Speed	Sect-2	Speed	Sect-3	Speed	Laptime	Pit	lap	Sect-1	Speed	Sect-2	Speed	Sect-3	Speed	Laptime	Pit
1				73.4	44.042	73.2	3:36.129		4	59.078		1:38.582	99.9	35.628	92.5	3:13.288	
2	1:00.640		1:35.782	105.0	34.074	94.2	3:10.496		5	58.306		1:37.497	107.4	35.503	87.8	3:11.306	
3	55.581		1:34.286	97.1	34.780	92.5	3:04.647		6								

50 Jim Timms (B)								Brabham BT21B									
lap	Sect-1	Speed	Sect-2	Speed	Sect-3	Speed	Laptime	Pit	lap	Sect-1	Speed	Sect-2	Speed	Sect-3	Speed	Laptime	Pit
1			1:47.312	81.3	37.818	90.0	3:53.488		3	1:00.902		1:46.429	90.4	37.696	88.5	3:25.027	
2	58.720		1:38.176	93.6	37.286	88.2	3:14.182		4	1:01.126		1:40.476	103.6	36.562	81.7	3:18.164	

63 Christoph Widmer (B)								Brabham BT18A									
lap	Sect-1	Speed	Sect-2	Speed	Sect-3	Speed	Laptime	Pit	lap	Sect-1	Speed	Sect-2	Speed	Sect-3	Speed	Laptime	Pit
1				89.2	40.124	69.1	3:38.668		4	59.785		1:37.087	101.2	36.274	87.1	3:13.146	
2	59.675		1:36.665	102.8	34.686	92.9	3:11.026		5	59.799		1:39.612	102.1	36.457	80.9	3:15.868	
3	57.822		1:37.427	98.3	36.771	83.9	3:12.020		6								

65 Peter Thompson (B)								Brabham BT21									
lap	Sect-1	Speed	Sect-2	Speed	Sect-3	Speed	Laptime	Pit	lap	Sect-1	Speed	Sect-2	Speed	Sect-3	Speed	Laptime	Pit
1				77.7	43.382	74.6	3:36.477		2				90.0	34.920	90.8	3:14.328	



Session Start: 17:54:39 - Finish: 18:09:58
 Weather/Track Conditions: Overcast / Wet
 Circuit: Silverstone Historic Grand Prix
 Track Length: 5.857 Km - 3.6394 miles

Silverstone International Trophy - 20 - 21 May 2017

HSCC Classic Racing Cars/Historic Formula 3

Race 7 - Sector Analysis

67 Nick Pancisi (CRC)								March 712							
lap	Sect-1	Speed	Sect-2	Speed	Sect-3	Speed	Laptime Pit	lap	Sect-1	Speed	Sect-2	Speed	Sect-3	Speed	Laptime Pit
1				55.9	44.986	67.3	3:34.847	4	53.899		1:32.405	100.2	33.487	98.3	2:59.791
2	58.512		1:33.712	101.8	33.257	95.0	3:05.481	5	54.702		1:32.343	105.8	31.964	99.8	2:59.009
3	55.837		1:32.060	97.7	32.592	98.2	3:00.489	6							

71 Alan Cook (CRF)								Mallock Mk9							
lap	Sect-1	Speed	Sect-2	Speed	Sect-3	Speed	Laptime Pit	lap	Sect-1	Speed	Sect-2	Speed	Sect-3	Speed	Laptime Pit
1			1:50.548	86.7	37.878	84.7	4:16.966	4	1:01.669		1:41.567	88.2	36.412	84.3	3:19.648
2	1:01.247		1:41.634	94.3	36.567	87.5	3:19.448	5	1:00.116		1:41.046	91.3	37.033	88.8	3:18.195
3	1:00.272		1:39.726	86.7	36.578	86.4	3:16.576	6							

77 Francois Derossi (B)								Chevron B17							
lap	Sect-1	Speed	Sect-2	Speed	Sect-3	Speed	Laptime Pit	lap	Sect-1	Speed	Sect-2	Speed	Sect-3	Speed	Laptime Pit
1				88.1	42.326	77.5	3:36.930	4	57.705		1:52.720	100.3	34.189	94.5	3:24.614
2	59.880		1:35.810	103.2	34.416	91.5	3:10.106	5	58.139		1:36.223	100.9	33.989	96.6	3:08.351
3	56.765		1:47.993	100.6	34.757	89.4	3:19.515	6							

81 Julian Stokes (CRC)								Tecno F2							
lap	Sect-1	Speed	Sect-2	Speed	Sect-3	Speed	Laptime Pit	lap	Sect-1	Speed	Sect-2	Speed	Sect-3	Speed	Laptime Pit
1			1:48.168	76.7	36.752	86.3	4:05.592	4	54.292		1:30.511	109.7	32.099	107.8	2:56.902
2	53.433		1:30.786	100.8	32.626	101.3	2:56.845	5	51.672		1:27.422	118.8	31.350	107.3	2:50.444
3	52.295		1:29.379	113.7	31.861	102.4	2:53.535	6							

85 Freddie Lillingston-Price (CRF)								Merlyn Mk11							
lap	Sect-1	Speed	Sect-2	Speed	Sect-3	Speed	Laptime Pit	lap	Sect-1	Speed	Sect-2	Speed	Sect-3	Speed	Laptime Pit
1			1:44.203	91.6	36.554	90.0	3:57.603	4	58.858		1:38.367	98.8	34.142	95.7	3:11.367
2	1:00.759		1:37.008	92.4	34.319	89.0	3:12.086	5	59.130		1:55.214	100.0	34.917	94.9	3:29.261
3	1:00.281		1:54.516	100.5	36.459	87.7	3:31.256	6							


87 Peter Barclay (B)								Brabham BT15							
lap	Sect-1	Speed	Sect-2	Speed	Sect-3	Speed	Laptime Pit	lap	Sect-1	Speed	Sect-2	Speed	Sect-3	Speed	Laptime Pit
1			1:47.656	80.7	37.386	84.6	4:05.535	4	1:02.161		1:42.061	77.5	37.753	88.4	3:21.975
2	1:01.656		1:42.988	102.8	40.091	81.4	3:24.735	5	1:01.700		1:47.136	84.8	37.402	77.9	3:26.238
3	1:01.317		1:41.456	86.6	38.383	83.4	3:21.156	6							

88 Michael Scott (B)								Brabham BT28							
lap	Sect-1	Speed	Sect-2	Speed	Sect-3	Speed	Laptime Pit	lap	Sect-1	Speed	Sect-2	Speed	Sect-3	Speed	Laptime Pit
1			1:43.299	74.5	38.511	78.0	3:44.622	4	57.977		1:40.409	93.9	35.278	91.5	3:13.664
2	1:01.589		1:36.149	98.4	34.816	92.8	3:12.554	5	1:00.122		1:40.110	94.3	36.012	89.6	3:16.244
3	58.134		1:38.164	93.5	35.471	92.2	3:11.769	6							

89 Mark Pangborn (B)								Brabham BT28							
lap	Sect-1	Speed	Sect-2	Speed	Sect-3	Speed	Laptime Pit	lap	Sect-1	Speed	Sect-2	Speed	Sect-3	Speed	Laptime Pit
1				85.3	39.425	70.9	3:39.229	4	56.578		1:41.924	97.3	34.388	92.9	3:12.890
2	1:03.272		1:34.954	95.6	34.789	94.5	3:13.015	5	56.243		1:36.968	105.0	33.817	95.6	3:07.028
3	1:11.770		1:35.103	88.1	35.600	92.8	3:22.473	6							

96 Keith Messer (B)								Vesey Ford							
lap	Sect-1	Speed	Sect-2	Speed	Sect-3	Speed	Laptime Pit	lap	Sect-1	Speed	Sect-2	Speed	Sect-3	Speed	Laptime Pit
1			1:45.549	85.8	38.170	85.2	3:54.893	4	1:01.243		1:44.128	95.9	35.840	83.9	3:21.211
2	1:02.088		1:42.948	98.8	35.032	90.2	3:20.068	5	1:01.633		1:44.268	89.5	37.047	83.2	3:22.948
3	1:00.395		1:45.120	93.7	36.395	88.5	3:21.910	6							

99 Paul Kite (B)								Brabham BT21							
lap	Sect-1	Speed	Sect-2	Speed	Sect-3	Speed	Laptime Pit	lap	Sect-1	Speed	Sect-2	Speed	Sect-3	Speed	Laptime Pit
1			1:44.768	85.4	36.086	93.2	3:58.046	4	1:00.342		1:38.450	100.3	35.846	90.1	3:14.638
2	59.801		1:39.550	95.9	36.178	90.8	3:15.529	5	59.145		1:39.701	97.8	36.196	88.0	3:15.042
3	1:00.307		1:44.281	81.6	37.509	91.9	3:22.097	6							




Session Start: 17:54:39 - Finish: 18:09:58
Weather/Track Conditions: Overcast / Wet
Circuit: Silverstone Historic Grand Prix
Track Length: 5.857 Km - 3.6394 miles

Silverstone International Trophy - 20 - 21 May 2017

HSCC Classic Racing Cars/Historic Formula 3

Race 7 - Sector Analysis

111 James Claridge (B)							Tecno F3										
Lap	Sect-1	Speed	Sect-2	Speed	Sect-3	Speed	Laptime	Pit	Lap	Sect-1	Speed	Sect-2	Speed	Sect-3	Speed	Laptime	Pit
1				82.4	42.654	72.0	3:36.654		4	1:00.067		1:40.638	85.7	36.118	94.2	3:16.823	
2	1:10.552		1:47.631	74.7	37.063	87.5	3:35.246		5	1:00.209		1:39.682	93.9	35.584	91.5	3:15.475	
3	58.999		1:54.127	84.6	37.455	84.9	3:30.581		6								




Silverstone International Trophy - 20 - 21 May 2017

HSCC Classic Racing Cars/Historic Formula 3

Race 7 - Best Sector Times

	SECTOR 1			SECTOR 2			SECTOR 3			IDEAL / BEST LAP COMPARISON					
	NO	TIME	LAP	NO	TIME	LAP	NO	TIME	LAP	NO	NAME	BEST	IN	IDEAL	DIFF
1	81	51.672	5	81	1:27.422	5	9	31.308	3	81	Julian Stokes	2:50.444	5	2:50.444	+0.000
2	5	52.134	4	5	1:27.548	3	81	31.350	5	5	Mark Goodyear	2:52.122	4	2:51.218	+0.904
3	38	52.648	5	9	1:28.402	4	38	31.503	5	38	John Murphy	2:53.058	5	2:53.058	+0.000
4	67	53.899	4	38	1:28.907	5	5	31.536	3	9	Robb Lamplough	2:55.134	4	2:54.105	+1.029
5	9	54.395	4	14	1:31.000	5	67	31.964	5	14	Jonathan Milicevic	2:58.239	4	2:57.952	+0.287
6	14	54.450	4	25	1:31.689	3	14	32.502	4	67	Nick Pancisi	2:59.009	5	2:57.923	+1.086
7	25	54.467	4	67	1:32.060	3	25	33.293	5	25	Andrew Hbberd	2:59.788	4	2:59.449	+0.339
8	46	55.581	3	10	1:33.870	2	89	33.817	5	46	Steve Smith	3:04.647	3	3:03.941	+0.706
9	89	56.243	5	46	1:34.286	3	77	33.989	5	89	Mark Pangborn	3:07.028	5	3:05.014	+2.014
10	10	56.359	4	89	1:34.954	2	46	34.074	2	77	Francois Derossi	3:08.351	5	3:06.564	+1.787
11	77	56.765	3	77	1:35.810	2	85	34.142	4	63	Christoph Widmer	3:11.026	2	3:09.173	+1.853
12	26	57.247	4	26	1:36.008	2	10	34.443	3	85	Freddie Lillingston-F	3:11.367	4	3:10.008	+1.359
13	7	57.255	2	88	1:36.149	2	63	34.686	2	88	Michael Scott	3:11.769	3	3:08.942	+2.827
14	63	57.822	3	63	1:36.665	2	26	34.704	4	26	Steve Seaman	3:12.612	3	3:07.959	+4.653
15	88	57.977	4	85	1:37.008	2	88	34.816	2	34	Jim Blockley	3:13.288	5	3:11.794	+1.494
16	34	58.167	4	50	1:38.176	2	65	34.920	2	10	Paul Waine	3:13.621	2	3:04.672	+8.949
17	21	58.378	2	34	1:38.334	2	96	35.032	2	2	Barry Sew ell	3:14.115	5	3:13.786	+0.329
18	50	58.720	2	99	1:38.450	4	21	35.161	4	21	Lorraine Gathercole	3:14.396	2	3:12.208	+2.188
19	85	58.858	4	21	1:38.669	2	34	35.293	2	99	Paul Kite	3:14.638	4	3:13.441	+1.197
20	111	58.999	3	2	1:38.677	5	111	35.584	5	7	Mark Shaw	3:14.921	3	3:13.407	+1.514
21	99	59.145	5	111	1:39.682	5	2	35.764	4	111	James Claridge	3:15.475	5	3:14.265	+1.210
22	2	59.345	5	71	1:39.726	3	99	35.846	4	71	Alan Cook	3:16.576	3	3:16.254	+0.322
23	6	59.465	3	7	1:39.965	3	6	36.076	2	6	Leif Bosson	3:16.839	5	3:15.626	+1.213
24	16	1:00.040	4	16	1:40.026	5	16	36.127	2	16	Mark Linstone	3:16.891	5	3:16.193	+0.698
25	71	1:00.116	5	6	1:40.085	5	7	36.187	4	96	Keith Messer	3:20.068	2	3:18.375	+1.693
26	96	1:00.395	3	87	1:41.456	3	71	36.412	4	87	Peter Barclay	3:21.156	3	3:20.159	+0.997
27	4	1:01.120	3	96	1:42.948	2	50	36.562	4	4	Mike Painter	3:23.831	3	3:23.485	+0.346
28	87	1:01.317	3	4	1:44.901	3	87	37.386	1	19	Christopher Helliwell	3:27.523	3	3:27.523	+0.000
29	19	1:03.582	3	19	1:45.181	3	4	37.464	4	50	Jim Timms	3:14.182	2	3:13.458	+0.724
30	11			11			19	38.760	3	65	Peter Thompson	3:14.328	2		+
31	65			65			11			11	Ian Bankhurst				+



Session Start: 17:54:39 - Finish: 18:09:58

Weather/Track Conditions: Overcast / Wet

Circuit: Silverstone Historic Grand Prix

Track Length: 5.857 Km - 3.6394 miles




Silverstone International Trophy - 20 - 21 May 2017

HSCC Classic Racing Cars/Historic Formula 3

Race 7 - Best Sector Speeds

	NO	SECTOR 1	MPH	NO	SECTOR 2	MPH	NO	SECTOR 3	MPH
1		NO SPEED TRAP		81	Julian Stokes	118.8	81	Julian Stokes	107.8
2				5	Mark Goodyear	116.5	5	Mark Goodyear	105.4
3				9	Robs Lamplough	112.8	38	John Murphy	102.8
4				38	John Murphy	111.1	14	Jonathan Milicevic	101.0
5				25	Andrew Hbberd	110.0	9	Robs Lamplough	100.9
6				14	Jonathan Milicevic	108.9	67	Nick Pancisi	99.8
7				46	Steve Smith	107.4	26	Steve Seaman	98.3
8				6	Leif Bosson	105.8	25	Andrew Hbberd	96.6
9				67	Nick Pancisi	105.8	77	Francois Derossi	96.6
10				89	Mark Pangborn	105.0	85	Freddie Lillingston-Price	95.7
11				50	Jim Timms	103.6	89	Mark Pangborn	95.6
12				77	Francois Derossi	103.2	46	Steve Smith	94.2
13				34	Jim Blockley	103.1	111	James Claridge	94.2
14				63	Christoph Widmer	102.8	99	Paul Kite	93.2
15				87	Peter Barclay	102.8	63	Christoph Widmer	92.9
16				2	Barry Sew ell	102.6	2	Barry Sew ell	92.8
17				7	Mark Shaw	101.5	88	Michael Scott	92.8
18				65	Peter Thompson	100.9	10	Paul Waine	91.7
19				85	Freddie Lillingston-Price	100.5	34	Jim Blockley	91.6
20				99	Paul Kite	100.3	7	Mark Shaw	91.5
21				19	Christopher Helliw ell	99.9	6	Leif Bosson	90.8
22				10	Paul Waine	98.8	65	Peter Thompson	90.8
23				96	Keith Messer	98.8	96	Keith Messer	90.2
24				88	Michael Scott	98.4	50	Jim Timms	90.0
25				4	Mike Painter	97.1	21	Lorraine Gathercole	89.5
26				16	Mark Linstone	94.5	4	Mike Painter	89.2
27				26	Steve Seaman	94.4	71	Alan Cook	88.8
28				71	Alan Cook	94.3	16	Mark Linstone	88.5
29				111	James Claridge	93.9	87	Peter Barclay	88.4
30				21	Lorraine Gathercole	92.8	19	Christopher Helliw ell	85.0
31				11	Ian Bankhurst	0.0	11	Ian Bankhurst	0.0




Session Start: 17:54:39 - Finish: 18:09:58
Weather/Track Conditions: Overcast / Wet
Circuit: Silverstone Historic Grand Prix
Track Length: 5.857 Km - 3.6394 miles

Silverstone International Trophy - 20 - 21 May 2017

HSCC Classic Racing Cars/Historic Formula 3

Race 7 - Best Sector Speeds

	NO	SECTOR 1	MPH	NO	SECTOR 2	MPH	NO	SECTOR 3	MPH
1		NO SPEED TRAP		81	Julian Stokes	118.8	81	Julian Stokes	107.8
2				5	Mark Goodyear	116.5	5	Mark Goodyear	105.4
3				9	Robs Lamplough	112.8	38	John Murphy	102.8
4				38	John Murphy	111.1	14	Jonathan Milicevic	101.0
5				25	Andrew Hbberd	110.0	9	Robs Lamplough	100.9
6				14	Jonathan Milicevic	108.9	67	Nick Pancisi	99.8
7				46	Steve Smith	107.4	26	Steve Seaman	98.3
8				6	Leif Bosson	105.8	25	Andrew Hbberd	96.6
9				67	Nick Pancisi	105.8	77	Francois Derossi	96.6
10				89	Mark Pangborn	105.0	85	Freddie Lillingston-Price	95.7
11				50	Jim Timms	103.6	89	Mark Pangborn	95.6
12				77	Francois Derossi	103.2	46	Steve Smith	94.2
13				34	Jim Blockley	103.1	111	James Claridge	94.2
14				63	Christoph Widmer	102.8	99	Paul Kite	93.2
15				87	Peter Barclay	102.8	63	Christoph Widmer	92.9
16				2	Barry Sew ell	102.6	2	Barry Sew ell	92.8
17				7	Mark Shaw	101.5	88	Michael Scott	92.8
18				65	Peter Thompson	100.9	10	Paul Waine	91.7
19				85	Freddie Lillingston-Price	100.5	34	Jim Blockley	91.6
20				99	Paul Kite	100.3	7	Mark Shaw	91.5
21				19	Christopher Helliw ell	99.9	6	Leif Bosson	90.8
22				10	Paul Waine	98.8	65	Peter Thompson	90.8
23				96	Keith Messer	98.8	96	Keith Messer	90.2
24				88	Michael Scott	98.4	50	Jim Timms	90.0
25				4	Mike Painter	97.1	21	Lorraine Gathercole	89.5
26				16	Mark Linstone	94.5	4	Mike Painter	89.2
27				26	Steve Seaman	94.4	71	Alan Cook	88.8
28				71	Alan Cook	94.3	16	Mark Linstone	88.5
29				111	James Claridge	93.9	87	Peter Barclay	88.4
30				21	Lorraine Gathercole	92.8	19	Christopher Helliw ell	85.0
31				11	Ian Bankhurst	0.0	11	Ian Bankhurst	0.0



Session Start: 17:54:39 - Finish: 18:09:58
Weather/Track Conditions: Overcast / Wet
Circuit: Silverstone Historic Grand Prix
Track Length: 5.857 Km - 3.6394 miles

Silverstone International Trophy - 20 - 21 May 2017

HSCC Classic Racing Cars/Historic Formula 3

Race 7 - Lap Chart

Lap 1			Lap 2			Lap 3			Lap 4			Lap 5		
NO	Behind	Laptime	NO	Behind	Laptime	NO	Behind	Laptime	NO	Behind	Laptime	NO	Behind	Laptime
67		3:34.847	14		3:02.526	5		2:52.830	5		2:52.122	5		2:55.124
14	0.016	3:34.863	25	1.609	3:03.511	9	4.094	2:56.256	9	7.106	2:55.134	9	9.902	2:57.920
5	0.582	3:35.429	5	1.879	3:03.839	14	7.150	3:01.859	14	13.267	2:58.239	14	17.408	2:59.265
25	0.640	3:35.487	9	2.547	3:04.066	25	7.522	3:00.622	25	15.188	2:59.788	67	20.273	2:59.009
9	1.023	3:35.870	67	2.939	3:05.481	67	8.719	3:00.489	67	16.388	2:59.791	25	21.759	3:01.695
46	1.282	3:36.129	38	4.422	3:03.892	38	9.006	2:59.293	38	27.911	3:11.027	81	23.974	2:50.444
65	1.630	3:36.477	46	9.236	3:10.496	46	19.174	3:04.647	81	28.654	2:56.902	38	25.845	2:53.058
111	1.807	3:36.654	77	9.647	3:10.106	81	23.874	2:53.535	46	40.340	3:13.288	46	56.522	3:11.306
77	2.083	3:36.930	63	12.305	3:11.026	63	29.616	3:12.020	63	50.640	3:13.146	63	1:11.384	3:15.868
10	2.633	3:37.480	65	13.416	3:14.328	26	32.099	3:12.612	88	58.389	3:13.664	89	1:15.291	3:07.028
38	3.072	3:37.919	10	13.712	3:13.621	77	34.453	3:19.515	26	59.311	3:19.334	88	1:19.509	3:16.244
26	3.092	3:37.939	26	14.196	3:13.646	88	36.847	3:11.769	89	1:03.387	3:12.890	77	1:20.172	3:08.351
63	3.821	3:38.668	89	14.855	3:13.015	10	41.094	3:22.091	77	1:06.945	3:24.614	26	1:27.586	3:23.399
89	4.382	3:39.229	88	19.787	3:12.554	89	42.619	3:22.473	10	1:10.952	3:21.980	34	1:40.246	3:13.288
88	9.775	3:44.622	81	25.048	2:56.845	50	1:00.599	3:25.027	34	1:22.082	3:13.309	99	1:46.008	3:15.042
50	18.641	3:53.488	50	30.281	3:14.182	34	1:00.895	3:19.192	99	1:26.090	3:14.638	7	1:52.693	3:16.716
21	19.115	3:53.962	21	30.969	3:14.396	21	1:02.480	3:26.220	50	1:26.641	3:18.164	21	1:53.126	3:20.767
96	20.046	3:54.893	85	32.300	3:12.086	99	1:03.574	3:22.097	21	1:27.483	3:17.125	2	1:53.472	3:14.115
6	20.590	3:55.437	111	34.511	3:35.246	96	1:04.773	3:21.910	85	1:28.092	3:11.367	6	1:54.577	3:16.839
34	21.759	3:56.606	99	36.186	3:15.529	6	1:06.804	3:18.677	7	1:31.101	3:16.150	16	1:55.145	3:16.891
2	21.985	3:56.832	34	36.412	3:17.195	7	1:07.073	3:14.921	6	1:32.862	3:18.180	111	1:55.435	3:15.475
85	22.756	3:57.603	96	37.572	3:20.068	2	1:07.681	3:21.091	16	1:33.378	3:17.135	10	1:59.056	3:43.228
99	23.199	3:58.046	2	41.299	3:21.856	16	1:08.365	3:18.263	96	1:33.862	3:21.211	96	2:01.686	3:22.948
4	29.022	4:03.869	6	42.836	3:24.788	85	1:08.847	3:31.256	2	1:34.481	3:18.922	85	2:02.229	3:29.261
16	29.068	4:03.915	16	44.811	3:18.285	111	1:10.383	3:30.581	111	1:35.084	3:16.823	71	2:11.489	3:18.195
7	29.220	4:04.067	7	46.861	3:20.183	87	1:19.328	3:21.156	71	1:48.418	3:19.648	87	2:20.295	3:26.238
87	30.688	4:05.535	87	52.881	3:24.735	71	1:20.892	3:16.576	87	1:49.181	3:21.975	4	2:32.998	3:24.355
81	30.745	4:05.592	71	59.025	3:19.448	4	1:30.278	3:23.831	4	2:03.767	3:25.611	19	3:09.064	3:44.230
19	41.521	4:16.368	4	1:01.156	3:34.676	19	1:42.444	3:27.523	19	2:19.958	3:29.636			
71	42.119	4:16.966	19	1:09.630	3:30.651									

Session Start: 17:54:39 - Finish: 18:09:58
Weather/Track Conditions: Overcast / Wet
Circuit: Silverstone Historic Grand Prix
Track Length: 5.857 Km - 3.6394 miles

Silverstone International Trophy - 20 - 21 May 2017

HSCC/FJHRA Silverline Historic Formula Junior Race 8 - Starting Grid

Sheet No:

Start Time : 09:33 - Heat Duration : 18 Minutes

18				
17	34	60 Nicholas Daunt	33	34 Marc Gordon
16	32	140 Michael Ashley-Brown	31	97 Hans Ciers
15	30	167 Ned Spieker	29	87 Peter Barclay
14	28	26 Roger Dexter	27	93 Rudolf Ernst
13	26	9 Mark Haynes	25	41 Peter Fenichel
12	24	39 William Simon Durling	23	90 Andrew Hayden
11	22	42 Jeremy Deeley	21	29 William Grimshaw
10	20	46 Chris Alford	19	30 Trevor Griffiths
9	18	3 Justin Fleming	17	43 Ian Simmonds
8	16	38 Gil Duffy	15	33 Stuart Tizzard
7	14	73 Noel Woodford	13	37 Andrew Taylor
6	12	98 Christopher Merrick	11	14 Crispian Besley
5	10	85 John Chisholm	9	86 Steve Jones
4	8	76 John Rees	7	79 Michael Hibberd
3	6	61 Simon Diffe	5	58 Richard Smeeton
2	4	82 Andrew Garside	3	89 Mark Pangborn
1	2	84 Mark Woodhouse	1	53 Sam Wilson

Pole Left

ROW



These results are provisional until the conclusion of any judicial and technical matters.

*Circuit: Silverstone Historic Grand Prix
Track Length: 5.857 Km - 3.6394 miles*

Clerk of the Course: <div style="text-align: right;">Julian Floyd</div>	Timekeeper: <div style="text-align: right;">Nick Palmer</div>	Issued at:
--	--	--------------------

Silverstone International Trophy - 20 - 21 May 2017

HSCC/HRSR Historic Touring Cars Qualifying for Race 15 - Classification

Sheet No:

POS	NO	DRIVER/S	CLASS		CAR MAKE / MODEL	TIME	ON	LAPS	GAP	DIFF	MPH
			CLASS	POS							
1	10	Jack Drury	K1	1	Ford Falcon	2:31.054	5	6			86.74
2	166	Rob Fenn	K1	2	Ford Mustang	2:32.896	7	7	1.842	1.842	85.69
3	44	Ben Winrow	K2	1	Ford Lotus Cortina	2:34.503	2	7	3.449	1.607	84.80
4	6	Julian Thomas	K1	3	Ford Falcon	2:34.925	5	7	3.871	0.422	84.57
5	3	Peter Halford	K1	4	Ford Mustang	2:35.446	4	6	4.392	0.521	84.28
6	42	John Spiers	K2	2	Ford Lotus Cortina	2:36.914	5	6	5.860	1.468	83.50
7	1	Simon Benoy	E	1	Hillman Imp	2:37.860	6	7	6.806	0.946	83.00
8	32	Richard Belcher	B	1	Ford Lotus Cortina	2:38.324	7	7	7.270	0.464	82.75
9	170	Marcus Jewell	K2	3	Ford Lotus Cortina	2:40.424	5	7	9.370	2.100	81.67
10	15	Mark Watts	K1	5	Ford Mustang	2:41.622	6	7	10.568	1.198	81.06
11	97	David Heale	E	2	Hillman Imp	2:42.400	2	4	11.346	0.778	80.68
12	69	Bob Bullen	C	1	Ford Anglia	2:42.618	2	3	11.564	0.218	80.57
13	83	Michael Steele	K1	6	Ford Galaxie	2:43.202	5	7	12.148	0.584	80.28
14	57	David Hall	K2	4	Ford Lotus Cortina	2:46.579	5	7	15.525	3.377	78.65
15	159	Nigel Williams	K2	5	Alfa Romeo Giulia GTA	2:52.416	5	6	21.362	5.837	75.99
16	110	Richard Owen	K1	7	Ford Galaxie	2:52.975	5	6	21.921	0.559	75.74
17	38	Graeme Kersley	K2	6	Ford Lotus Cortina	2:53.201	2	2	22.147	0.226	75.64

Car 38 requires a working transponder - Regulation Q.12.2.1 refers.
A 30 second penalty will be applied if not working in the race.

Session Start: 09:00:27 - Finish: 09:18:29
Weather/Track Conditions: Sun/Dry
Circuit: Silverstone Historic Grand Prix
Track Length: 5.857 Km - 3.6394 miles

These results are provisional until the conclusion of any judicial and technical matters.

Clerk of the Course:

Julian Floyd

Timekeeper:

Nick Palmer

Issued at:

Silverstone International Trophy - 20 - 21 May 2017

HSCC/HRSR Historic Touring Cars Qualifying for Race 15 - Sector Analysis

1 Simon Benoy (E)							Hillman Imp										
lap	Sect-1	Speed	Sect-2	Speed	Sect-3	Speed	Laptime	Pit	lap	Sect-1	Speed	Sect-2	Speed	Sect-3	Speed	Laptime	Pit
1	53.585		1:35.531	77.5	32.287	101.2	3:01.403		5	50.412		1:25.862	84.6	32.254	100.9	2:48.528	
2	50.242		1:19.840	107.7	29.791	100.4	2:39.873		6	49.449		1:18.785	107.2	29.626	101.2	2:37.860	
3	49.746		1:24.013	78.8	34.488	99.9	2:48.247		7	1:00.956		1:37.339	87.8	In		3:26.091	P
4	49.790		1:19.043	107.4	30.320	100.4	2:39.153		8								

3 Peter Hallford (K1)							Ford Mustang										
lap	Sect-1	Speed	Sect-2	Speed	Sect-3	Speed	Laptime	Pit	lap	Sect-1	Speed	Sect-2	Speed	Sect-3	Speed	Laptime	Pit
1	50.466		1:18.577	111.5	29.764	112.2	2:38.807		4	48.105		1:18.035	110.4	29.306	106.8	2:35.446	
2	47.985		1:18.501	109.1	29.357	113.6	2:35.843		5	48.117		1:19.087	116.5	29.315	112.0	2:36.519	
3	48.204		1:18.446	114.1	29.602	113.0	2:36.252		6	56.676		1:46.354	73.3	In		3:31.931	P

6 Julian Thomas (K1)							Ford Falcon										
lap	Sect-1	Speed	Sect-2	Speed	Sect-3	Speed	Laptime	Pit	lap	Sect-1	Speed	Sect-2	Speed	Sect-3	Speed	Laptime	Pit
1	49.481		1:20.349	112.6	29.895	111.3	2:39.725		5	47.288		1:18.146	118.8	29.491	112.6	2:34.925	
2	47.699		1:20.325	120.9	29.530	112.8	2:37.554		6	48.125		1:18.623	122.9	29.385	111.8	2:36.133	
3	47.813		1:18.782	122.2	29.588	112.4	2:36.183		7	47.758		1:18.653	126.6	29.350	111.3	2:35.761	
4	47.404		1:18.161	119.2	29.455	112.6	2:35.020		8								

10 Jack Drury (K1)							Ford Falcon										
lap	Sect-1	Speed	Sect-2	Speed	Sect-3	Speed	Laptime	Pit	lap	Sect-1	Speed	Sect-2	Speed	Sect-3	Speed	Laptime	Pit
1				115.7	28.781	109.4	2:38.403		4				121.1	28.804	110.9	2:31.336	
2				124.3	28.422	109.4	2:31.267		5				120.7	28.673	111.8	2:31.054	
3				122.9	28.685	110.5	2:31.610		6				93.6			2:55.058	


15 Mark Watts (K1)							Ford Mustang										
lap	Sect-1	Speed	Sect-2	Speed	Sect-3	Speed	Laptime	Pit	lap	Sect-1	Speed	Sect-2	Speed	Sect-3	Speed	Laptime	Pit
1				106.2	31.323	105.6	2:50.433		5				111.3	30.589	112.0	2:44.303	
2				106.2	30.796	109.2	2:46.125		6				110.4	30.551	106.2	2:41.622	
3				99.9	30.905	110.5	2:45.001		7				110.0	30.821	110.2	2:45.636	
4				112.4	31.010	107.3	2:45.617		8								

32 Richard Belcher (B)							Ford Lotus Cortina										
lap	Sect-1	Speed	Sect-2	Speed	Sect-3	Speed	Laptime	Pit	lap	Sect-1	Speed	Sect-2	Speed	Sect-3	Speed	Laptime	Pit
1	51.736		1:21.982	117.3	42.848	103.9	2:56.566		5	50.232		1:20.420	116.1	29.357	106.1	2:40.009	
2	51.406		1:20.563	118.6	29.166	107.1	2:41.135		6	49.069		1:19.754	116.3	30.159	103.6	2:38.982	
3	48.750		1:19.617	110.9	30.262	105.9	2:38.629		7	48.881		1:19.818	116.9	29.625	102.9	2:38.324	
4	49.339		1:20.240	114.9	29.340	108.5	2:38.919		8								

38 Graeme Kersley (K2)							Ford Lotus Cortina										
lap	Sect-1	Speed	Sect-2	Speed	Sect-3	Speed	Laptime	Pit	lap	Sect-1	Speed	Sect-2	Speed	Sect-3	Speed	Laptime	Pit
1							3:00.934		2							2:53.201	

42 John Spiers (K2)							Ford Lotus Cortina										
lap	Sect-1	Speed	Sect-2	Speed	Sect-3	Speed	Laptime	Pit	lap	Sect-1	Speed	Sect-2	Speed	Sect-3	Speed	Laptime	Pit
1	53.530		1:22.837	102.8	30.048	102.0	2:46.415		4	50.023		1:19.690	110.0	29.400	101.5	2:39.113	
2	49.128		1:19.964	110.0	30.223	102.0	2:39.315		5	48.716		1:18.973	111.3	29.225	102.1	2:36.914	
3	50.602		1:20.092	110.4	29.457	101.8	2:40.151		6	49.712		1:29.578	92.8	In		3:02.164	P

44 Ben Winrow (K2)							Ford Lotus Cortina										
lap	Sect-1	Speed	Sect-2	Speed	Sect-3	Speed	Laptime	Pit	lap	Sect-1	Speed	Sect-2	Speed	Sect-3	Speed	Laptime	Pit
1	50.829		1:18.187	113.9	29.001	103.7	2:38.017		5	48.334		1:17.407	115.1	29.052	103.4	2:34.793	
2	48.585		1:17.012	114.5	28.906	104.2	2:34.503		6	48.263		1:17.720	115.1	29.877	104.4	2:35.860	
3	48.735		1:18.191	113.7	In		2:42.276	P	7	48.560		1:28.129	109.3	In		2:58.857	P
4	Out		1:18.499	114.1	29.008	104.7	3:41.421	P	8								



Session Start: 09:00:27 - Finish: 09:18:29
Weather/Track Conditions: Sun / Dry
Circuit: Silverstone Historic Grand Prix
Track Length: 5.857 Km - 3.6394 miles

Silverstone International Trophy - 20 - 21 May 2017

HSCC/HRSR Historic Touring Cars Qualifying for Race 15 - Sector Analysis

57 David Hall (K2)							Ford Lotus Cortina										
lap	Sect-1	Speed	Sect-2	Speed	Sect-3	Speed	Laptime	Pit	lap	Sect-1	Speed	Sect-2	Speed	Sect-3	Speed	Laptime	Pit
1	58.003		1:30.082	95.6	32.924	97.4	3:01.009		5	52.093		1:23.953	105.8	30.533	97.1	2:46.579	
2	53.597		1:27.212	99.0	31.042	99.6	2:51.851		6	52.014		1:25.878	101.2	31.127	93.7	2:49.019	
3	52.164		1:25.234	106.5	30.453	99.0	2:47.851		7	53.495		1:31.319	83.7	In		3:16.273	P
4	51.949		1:25.233	105.0	30.613	98.3	2:47.795		8								

69 Bob Bullen (C)							Ford Anglia										
lap	Sect-1	Speed	Sect-2	Speed	Sect-3	Speed	Laptime	Pit	lap	Sect-1	Speed	Sect-2	Speed	Sect-3	Speed	Laptime	Pit
1				99.3	30.983	95.2	2:50.038		3				105.5	30.199	96.3	2:42.714	
2				102.5	30.645	95.9	2:42.618		4								

83 Michael Steele (K1)							Ford Galaxie										
lap	Sect-1	Speed	Sect-2	Speed	Sect-3	Speed	Laptime	Pit	lap	Sect-1	Speed	Sect-2	Speed	Sect-3	Speed	Laptime	Pit
1	52.107		1:24.657	104.0	31.071	105.4	2:47.835		5	50.097		1:22.439	107.9	30.666	110.3	2:43.202	
2	49.829		1:24.156	104.7	31.034	104.6	2:45.019		6	49.529		1:23.187	103.2	30.880	102.6	2:43.596	
3	50.920		1:24.457	111.7	31.028	107.6	2:46.405		7	51.799		1:25.397	106.0	31.523	98.3	2:48.719	
4	50.618		1:23.003	101.2	30.735	109.1	2:44.356		8								


97 David Heale (E)							Hillman Imp										
lap	Sect-1	Speed	Sect-2	Speed	Sect-3	Speed	Laptime	Pit	lap	Sect-1	Speed	Sect-2	Speed	Sect-3	Speed	Laptime	Pit
1	55.216		1:25.030	107.2	30.004	100.4	2:50.250		3	51.206		1:21.467	108.2	33.031	81.4	2:45.704	
2	51.156		1:20.439	109.7	30.805	99.2	2:42.400		4	1:11.546		1:51.993	72.1	In		3:51.891	P

110 Richard Owen (K1)							Ford Galaxie										
lap	Sect-1	Speed	Sect-2	Speed	Sect-3	Speed	Laptime	Pit	lap	Sect-1	Speed	Sect-2	Speed	Sect-3	Speed	Laptime	Pit
1	58.076		1:34.786	99.9	33.901	98.0	3:06.763		4	53.996		1:30.206	94.3	32.758	100.4	2:56.960	
2	55.589		1:30.954	93.3	32.841	102.3	2:59.384		5	52.757		1:28.331	103.2	31.887	102.3	2:52.975	
3	53.846		1:29.736	102.6	31.825	102.3	2:55.407		6	52.574		1:29.840	102.9	32.388	102.3	2:54.802	

159 Nigel Williams (K2)							Alfa Romeo Giulia GTA										
lap	Sect-1	Speed	Sect-2	Speed	Sect-3	Speed	Laptime	Pit	lap	Sect-1	Speed	Sect-2	Speed	Sect-3	Speed	Laptime	Pit
1	57.211		1:30.086	100.3	32.295	95.2	2:59.592		4	54.834		1:27.517	98.3	31.786	96.7	2:54.137	
2	54.326		1:27.342	103.1	32.121	97.6	2:53.789		5	54.382		1:26.224	104.5	31.810	98.5	2:52.416	
3	54.210		1:27.385	101.2	31.969	96.6	2:53.564		6	53.490		1:38.256	103.6	31.742	94.5	3:03.488	

166 Rob Fenn (K1)							Ford Mustang										
lap	Sect-1	Speed	Sect-2	Speed	Sect-3	Speed	Laptime	Pit	lap	Sect-1	Speed	Sect-2	Speed	Sect-3	Speed	Laptime	Pit
1	51.958		1:22.437	100.8	31.250	107.1	2:45.645		5	47.496		1:23.996	94.9	30.731	113.6	2:42.223	
2	49.027		1:17.978	109.8	30.455	102.1	2:37.460		6	46.858		1:20.509	102.5	30.576	113.6	2:37.943	
3	48.868		1:17.382	112.4	29.061	112.0	2:35.311		7	46.999		1:17.015	115.7	28.882	112.8	2:32.896	
4	47.072		1:16.828	115.5	29.133	114.2	2:33.033		8								

170 Marcus Jewell (K2)							Ford Lotus Cortina										
lap	Sect-1	Speed	Sect-2	Speed	Sect-3	Speed	Laptime	Pit	lap	Sect-1	Speed	Sect-2	Speed	Sect-3	Speed	Laptime	Pit
1	53.922		1:24.447	107.9	31.383	99.6	2:49.752		5	50.357		1:20.718	110.0	29.349	102.3	2:40.424	
2	51.506		1:25.311	102.0	31.052	102.8	2:47.869		6	50.256		1:21.195	109.5	In		2:51.633	P
3	51.437		1:31.933	63.6	34.750	101.5	2:58.120		7	Out		1:20.387	108.8	29.554	101.2	3:38.899	P
4	50.461		1:21.937	108.1	30.098	101.0	2:42.496		8								




Session Start: 09:00:27 - Finish: 09:18:29
Weather/Track Conditions: Sun / Dry
Circuit: Silverstone Historic Grand Prix
Track Length: 5.857 Km - 3.6394 miles

Silverstone International Trophy - 20 - 21 May 2017

HSCC/HRSR Historic Touring Cars

Qualifying for Race 15 - Best Sector Times

	SECTOR 1			SECTOR 2			SECTOR 3			IDEAL / BEST LAP COMPARISON					
	NO	TIME	LAP	NO	TIME	LAP	NO	TIME	LAP	NO	NAME	BEST	IN	IDEAL	DIFF
1	166	46.858	6	166	1:16.828	4	10	28.422	2	10	Jack Drury	2:31.054	5		+
2	6	47.288	5	44	1:17.012	2	166	28.882	7	166	Rob Fenn	2:32.896	7	2:32.568	+0.328
3	3	47.985	2	3	1:18.035	4	44	28.906	2	44	Ben Winrow	2:34.503	2	2:34.181	+0.322
4	44	48.263	6	6	1:18.146	5	32	29.166	2	6	Julian Thomas	2:34.925	5	2:34.784	+0.141
5	42	48.716	5	1	1:18.785	6	42	29.225	5	3	Peter Hallford	2:35.446	4	2:35.326	+0.120
6	32	48.750	3	42	1:18.973	5	3	29.306	4	42	John Spiers	2:36.914	5	2:36.914	+0.000
7	1	49.449	6	32	1:19.617	3	170	29.349	5	1	Simon Benoy	2:37.860	6	2:37.860	+0.000
8	83	49.529	6	170	1:20.387	7	6	29.350	7	32	Richard Belcher	2:38.324	7	2:37.533	+0.791
9	170	50.256	6	97	1:20.439	2	1	29.626	6	170	Marcus Jewell	2:40.424	5	2:39.992	+0.432
10	97	51.156	2	83	1:22.439	5	97	30.004	1	15	Mark Watts	2:41.622	6		+
11	57	51.949	4	57	1:23.953	5	69	30.199	3	97	David Heale	2:42.400	2	2:41.599	+0.801
12	110	52.574	6	159	1:26.224	5	57	30.453	3	69	Bob Bullen	2:42.618	2		+
13	159	53.490	6	110	1:28.331	5	15	30.551	6	83	Michael Steele	2:43.202	5	2:42.634	+0.568
14	10			10			83	30.666	5	57	David Hall	2:46.579	5	2:46.355	+0.224
15	15			15			159	31.742	6	159	Nigel Williams	2:52.416	5	2:51.456	+0.960
16	38			38			110	31.825	3	110	Richard Owen	2:52.975	5	2:52.730	+0.245
17	69			69			38			38	Graeme Kersley	2:53.201	2		+



Session Start: 09:00:27 - Finish: 09:18:29

Weather/Track Conditions: Sun / Dry

Circuit: Silverstone Historic Grand Prix

Track Length: 5.857 Km - 3.6394 miles




Silverstone International Trophy - 20 - 21 May 2017

HSCC/HRSR Historic Touring Cars

Qualifying for Race 15 - Best Sector Speeds

	NO	SECTOR 1	MPH	NO	SECTOR 2	MPH	NO	SECTOR 3	MPH
1		NO SPEED TRAP		6	Julian Thomas	126.6	166	Rob Fenn	114.2
2				10	Jack Drury	124.3	3	Peter Halford	113.6
3				32	Richard Belcher	118.6	6	Julian Thomas	112.8
4				3	Peter Halford	116.5	15	Mark Watts	112.0
5				166	Rob Fenn	115.7	10	Jack Drury	111.8
6				44	Ben Winrow	115.1	83	Michael Steele	110.3
7				15	Mark Watts	112.4	32	Richard Belcher	108.5
8				83	Michael Steele	111.7	44	Ben Winrow	104.7
9				42	John Spiers	111.3	170	Marcus Jewell	102.8
10				170	Marcus Jewell	110.0	110	Richard Owen	102.3
11				97	David Heale	109.7	42	John Spiers	102.1
12				1	Simon Benoy	107.7	1	Simon Benoy	101.2
13				57	David Hall	106.5	97	David Heale	100.4
14				69	Bob Bullen	105.5	57	David Hall	99.6
15				159	Nigel Williams	104.5	159	Nigel Williams	98.5
16				110	Richard Owen	103.2	69	Bob Bullen	96.3
17				38	Graeme Kersley	0.0	38	Graeme Kersley	0.0



Session Start: 09:00:27 - Finish: 09:18:29
Weather/Track Conditions: Sun / Dry
Circuit: Silverstone Historic Grand Prix
Track Length: 5.857 Km - 3.6394 miles

Silverstone International Trophy - 20 - 21 May 2017

HSCC/HRSR Historic Touring Cars Race 15 - Starting Grid

Sheet No:

Start Time : 17:35 - Heat Duration : 20 Minutes

9	[Redacted]	17	38 Graeme Kersley
8	16 11c Richard Owen	15	15g Nigel Williams
7	14 57 David Hall	13	83 Michael Steele
6	12 69 Bob Bullen	11	97 David Heale
5	10 15 Mark Watts	9	17c Marcus Jewell
4	8 32 Richard Belcher	7	1 Simon Benoy
3	6 42 John Spiers	5	3 Peter Hallford
2	4 6 Julian Thomas	3	44 Ben Winrow
1	2 16c Rob Fenn	1	10 Jack Drury
ROW	Pole Left		

These results are provisional until the conclusion of any judicial and technical matters.		<i>Circuit: Silverstone Historic Grand Prix Track Length: 5.857 Km - 3.6394 miles</i>
Clerk of the Course: <div style="text-align: right;">Julian Floyd</div>	Timekeeper: <div style="text-align: right;">Nick Palmer</div>	Issued at:



Silverstone International Trophy - 20 - 21 May 2017

HSCC/FJHRA Silverline Historic Formula Junior

Race 8 - Classification

Sheet No:

POS	NO	DRIVER/S	CLASS	CLASS POS	CAR MAKE / MODEL	TIME	LAPS	GAP	DIFF	MPH	BEST	ON
1	53	Sam Wilson	E1	1	Lotus 20/22	19:04.133	8	-- 8 laps --		91.61	2:21.756	6
2	79	Michael Hibberd	E1	2	Lotus 22	19:26.501	8	22.368	22.368	89.85	2:23.590	6
3	58	Richard Smeeton	E1	3	Wainer	19:33.314	8	29.181	6.813	89.33	2:24.502	5
4	89	Mark Pangborn	E1	4	Lotus 20B	19:37.453	8	33.320	4.139	89.01	2:24.696	7
5	82	Andrew Garside	E1	5	Lotus 20/22	19:48.264	8	44.131	10.811	88.20	2:24.730	7
6	84	Mark Woodhouse	E1	6	Lotus 20/22	20:04.299	8	1:00.166	16.035	87.03	2:24.747	5
7	86	Steve Jones	E1	7	Cooper T67	20:16.360	8	1:12.227	12.061	86.17	2:29.894	6
8	85	John Chisholm	D2	1	Gemini Mk3a	20:23.418	8	1:19.285	7.058	85.67	2:31.165	7
9	98	Christopher Merrick	E1	8	Cooper T59	20:25.358	8	1:21.225	1.940	85.53	2:31.274	6
10	76	John Rees	E1	9	Lotus 22	20:26.175	8	1:22.042	0.817	85.48	2:31.008	3
11	14	Crispian Besley	C2	1	Cooper T56	20:31.657	8	1:27.524	5.482	85.10	2:30.853	6
12	37	Andrew Taylor	C2	2	Cooper T56	20:31.715	8	1:27.582	0.058	85.09	2:31.092	6
13	33	Stuart Tizzard	C2	3	Lotus 18	21:28.884	8	2:24.751	57.169	81.32	2:39.636	4
14	38	Gil Duffy	C2	4	Kieft FJ	21:32.088	8	2:27.955	3.204	81.11	2:40.082	4
15	73	Noel Woodford	D2	2	Gemini Mk3A	21:32.916	8	2:28.783	0.828	81.06	2:31.660	3
16	43	Ian Simmonds	C2	5	Envoy Mk1	19:08.344	7	-- 7 laps --	41.762	79.86	2:38.181	7
17	87	Peter Barclay	H	1	Brabham BT15	19:14.570	7	6.226	6.226	79.43	2:40.895	7
18	30	Trevor Griffiths	C2	6	Emeryson FJ	19:15.834	7	7.490	1.264	79.34	2:40.816	7
19	41	Peter Fenichel	C2	7	Cooper T56	19:15.874	7	7.530	0.040	79.34	2:40.179	7
20	90	Andrew Hayden	D2	3	Envoy	19:26.187	7	17.843	10.313	78.64	2:40.893	7
21	42	Jeremy Deeley	C2	8	Cooper T52	19:26.209	7	17.865	0.022	78.64	2:42.150	7
22	29	William Grimshaw	B2	1	Moorland Mk1	19:36.650	7	28.306	10.441	77.94	2:45.960	5
23	39	William Simon Durling	C1	1	Lotus 18	19:40.009	7	31.665	3.359	77.72	2:45.129	6
24	34	Marc Gordon	C2	9	Envoy Proto 1	19:49.335	7	40.991	9.326	77.11	2:45.395	5
25	138	Pierre Guichard	C2	10	Faccioli FJ	20:01.604	7	53.260	12.269	76.32	2:46.599	5
26	9	Mark Haynes	B2	2	Nota FJ	20:46.767	7	1:38.423	45.163	73.56	2:53.359	7
27	26	Roger Dexter	B2	3	Elva 100	20:52.093	7	1:43.749	5.326	73.24	2:56.006	7
28	60	Nicholas Daunt	A	1	Taraschi FJ	20:16.906	6	-- 6 laps --	2:20.819	64.60	3:17.699	6

----- NOT CLASSIFIED -----

DNF 61	Simon Duffey	E1	Lotus 20	17:16.668	7	-- 7 laps --		88.46	2:26.927	5
DNC 97	Hans Ciers	D2	Lotus 20	19:58.988	3	-- 3 laps --	12:32.30	32.78	3:10.477	3
DNF 93	Rudolf Ernst	C1	PBA Mk2	6:25.836	2	-- 2 laps --		67.91	3:03.877	2
DNF 3	Justin Fleming	B2	Lola Mk2							

----- FASTEST LAP SUMMARY -----

NO	DRIVER/S	CLASS	CAR MAKE / MODEL	FASTEST LAP	ON	MPH
53	Sam Wilson	E1	Lotus 20/22	2:21.756	6	92.42
14	Crispian Besley	C2	Cooper T56	2:30.853	6	86.85
85	John Chisholm	D2	Gemini Mk3a	2:31.165	7	86.67
87	Peter Barclay	H	Brabham BT15	2:40.895	7	81.43
39	William Simon Durling	C1	Lotus 18	2:45.129	6	79.34
29	William Grimshaw	B2	Moorland Mk1	2:45.960	5	78.95
60	Nicholas Daunt	A	Taraschi FJ	3:17.699	6	66.27

Car 30 requires a working transponder - Regulation Q.12.2.1 refers.

Session Start: 09:32:17 - Finish: 09:51:20

Weather/Track Conditions: Sun/Dry

Circuit: Silverstone Historic Grand Prix

Track Length: 5.857 Km - 3.6394 miles

These results are provisional until the conclusion of any judicial and technical matters.

Clerk of the Course: <div style="text-align: right;">Julian Floyd</div>	Timekeeper: <div style="text-align: right;">Nick Palmer</div>	Issued at:
--	--	------------

Silverstone International Trophy - 20 - 21 May 2017

HSCC/FJHRA Silverline Historic Formula Junior

Race 8 - Sector Analysis

3 Justin Fleming (B2)							Lola Mk2										
lap	Sect-1	Speed	Sect-2	Speed	Sect-3	Speed	Laptime	Pit	lap	Sect-1	Speed	Sect-2	Speed	Sect-3	Speed	Laptime	Pit
1							3:07.319		5	55.298		1:31.450	99.7	32.211	96.4	2:58.959	
2	57.038		1:30.897	99.7	33.777	97.7	2:59.819		6	53.419		1:28.622	104.4	31.591	99.0	2:53.632	
3	55.551		1:29.950	102.6	32.021	97.9	2:57.522		7	53.714		1:28.286	102.8	31.359	98.6	2:53.359	
4	54.583		1:29.420	103.4	32.154	97.1	2:56.157		8								

9 Mark Haynes (B2)							Nota FJ										
lap	Sect-1	Speed	Sect-2	Speed	Sect-3	Speed	Laptime	Pit	lap	Sect-1	Speed	Sect-2	Speed	Sect-3	Speed	Laptime	Pit
1			1:30.897	99.7	33.777	97.7	3:07.319		5	55.298		1:31.450	99.7	32.211	96.4	2:58.959	
2	57.038		1:30.676	100.6	32.105	97.7	2:59.819		6	53.419		1:28.622	104.4	31.591	99.0	2:53.632	
3	55.551		1:29.950	102.6	32.021	97.9	2:57.522		7	53.714		1:28.286	102.8	31.359	98.6	2:53.359	
4	54.583		1:29.420	103.4	32.154	97.1	2:56.157		8								

14 Crispian Besley (C2)							Cooper T56										
lap	Sect-1	Speed	Sect-2	Speed	Sect-3	Speed	Laptime	Pit	lap	Sect-1	Speed	Sect-2	Speed	Sect-3	Speed	Laptime	Pit
1			1:18.119	113.4	29.445	105.7	2:38.205		5	48.727		1:16.763	114.3	28.159	106.8	2:33.649	
2	48.871		1:17.186	111.8	28.712	106.1	2:34.769		6	46.597		1:16.002	116.1	28.254	107.3	2:30.853	
3	47.379		1:17.433	113.0	28.565	106.1	2:33.377		7	46.536		1:16.561	110.0	28.675	105.6	2:31.772	
4	47.219		1:17.467	111.5	28.885	106.4	2:33.571		8	48.170		1:18.718	113.2	28.573	105.6	2:35.461	

26 Roger Dexter (B2)							Elva 100										
lap	Sect-1	Speed	Sect-2	Speed	Sect-3	Speed	Laptime	Pit	lap	Sect-1	Speed	Sect-2	Speed	Sect-3	Speed	Laptime	Pit
1			1:27.907	94.8	32.505	90.5	3:02.860		5	57.392		1:33.040	94.1	32.551	126.5	3:02.983	
2	56.801		1:28.412	95.3	32.701	91.1	2:57.914		6	55.519		1:28.423	95.7	32.552	90.1	2:56.494	
3	56.079		1:28.452	94.5	32.599	90.7	2:57.130		7	55.071		1:28.645	95.6	32.290	90.1	2:56.006	
4	57.125		1:28.313	94.9	33.268	89.4	2:58.706		8								


29 William Grimshaw (B2)							Moorland Mk1										
lap	Sect-1	Speed	Sect-2	Speed	Sect-3	Speed	Laptime	Pit	lap	Sect-1	Speed	Sect-2	Speed	Sect-3	Speed	Laptime	Pit
1			1:23.725	104.7	30.662	99.6	2:51.058		5	51.390		1:23.325	104.5	31.245	99.3	2:45.960	
2	52.034		1:25.735	106.7	31.846	98.2	2:49.615		6	51.628		1:24.254	104.5	30.951	98.5	2:46.833	
3	51.321		1:25.342	105.4	31.086	97.9	2:47.749		7	52.008		1:25.084	100.5	31.521	96.9	2:48.613	
4	52.735		1:23.686	105.0	30.401	99.9	2:46.822		8								

30 Trevor Griffiths (C2)							Emeryson FJ										
lap	Sect-1	Speed	Sect-2	Speed	Sect-3	Speed	Laptime	Pit	lap	Sect-1	Speed	Sect-2	Speed	Sect-3	Speed	Laptime	Pit
1							2:54.614		5							2:44.015	
2							2:44.724		6							2:43.356	
3							2:44.023		7							2:40.816	
4							2:44.286		8								

33 Stuart Tizzard (C2)							Lotus 18										
lap	Sect-1	Speed	Sect-2	Speed	Sect-3	Speed	Laptime	Pit	lap	Sect-1	Speed	Sect-2	Speed	Sect-3	Speed	Laptime	Pit
1			1:20.675	108.1	30.553	101.5	2:44.621		5	50.368		1:21.465	107.2	30.027	100.4	2:41.860	
2	50.136		1:20.403	106.7	30.097	102.0	2:40.636		6	50.718		1:19.895	108.6	30.183	101.0	2:40.796	
3	50.649		1:19.746	108.8	29.920	102.3	2:40.315		7	50.249		1:19.908	108.2	30.153	104.1	2:40.310	
4	49.795		1:20.008	108.8	29.833	102.3	2:39.636		8	50.132		1:19.873	106.9	30.705	99.2	2:40.710	

34 Marc Gordon (C2)							Envoy Proto 1										
lap	Sect-1	Speed	Sect-2	Speed	Sect-3	Speed	Laptime	Pit	lap	Sect-1	Speed	Sect-2	Speed	Sect-3	Speed	Laptime	Pit
1			1:28.535	92.2	32.298	96.4	3:06.477		5	52.445		1:22.610	106.4	30.340	99.2	2:45.395	
2	53.408		1:25.661	99.3	31.041	100.7	2:50.110		6	51.596		1:22.906	93.3	31.548	96.3	2:46.050	
3	52.493		1:23.923	100.2	31.113	101.6	2:47.529		7	52.618		1:24.554	106.5	30.609	102.4	2:47.781	
4	52.128		1:23.344	103.1	30.521	97.6	2:45.993		8								

37 Andrew Taylor (C2)							Cooper T56										
lap	Sect-1	Speed	Sect-2	Speed	Sect-3	Speed	Laptime	Pit	lap	Sect-1	Speed	Sect-2	Speed	Sect-3	Speed	Laptime	Pit
1			1:18.186	108.2	29.290	102.9	2:38.737		5	47.769		1:15.886	112.0	28.382	103.1	2:32.037	
2	48.470		1:18.092	111.7	28.963	102.4	2:35.525		6	47.168		1:15.436	113.9	28.488	102.6	2:31.092	
3	47.760		1:16.223	113.0	28.713	103.6	2:32.696		7	47.089		1:17.019	114.7	28.818	102.8	2:32.926	
4	47.081		1:17.876	110.7	28.873	103.1	2:33.830		8	47.949		1:18.467	113.2	28.456	103.1	2:34.872	



Session Start: 09:32:17 - Finish: 09:51:20

Weather/Track Conditions: Sun / Dry

Circuit: Silverstone Historic Grand Prix

Track Length: 5.857 Km - 3.6394 miles

Silverstone International Trophy - 20 - 21 May 2017

HSCC/FJHRA Silverline Historic Formula Junior

Race 8 - Sector Analysis

38 Gil Duffy (C2)							Kieft FJ										
lap	Sect-1	Speed	Sect-2	Speed	Sect-3	Speed	Laptime	Pit	lap	Sect-1	Speed	Sect-2	Speed	Sect-3	Speed	Laptime	Pit
1			1:21.178	108.6	30.583	103.6	2:44.941		5	50.284		1:20.547	108.8	30.098	104.2	2:40.929	
2	50.489		1:19.856	98.7	30.780	105.6	2:41.125		6	50.732		1:20.006	108.1	30.157	105.1	2:40.895	
3	50.086		1:20.324	111.3	30.096	105.7	2:40.506		7	50.232		1:20.026	109.3	30.092	105.7	2:40.350	
4	49.887		1:19.968	110.4	30.227	102.3	2:40.082		8	50.752		1:22.522	108.8	29.986	104.7	2:43.260	

39 William Simon Durling (C1)							Lotus 18										
lap	Sect-1	Speed	Sect-2	Speed	Sect-3	Speed	Laptime	Pit	lap	Sect-1	Speed	Sect-2	Speed	Sect-3	Speed	Laptime	Pit
1			1:29.124	105.4	30.463	99.2	2:57.431		5	51.503		1:25.011	104.2	30.758	101.3	2:47.272	
2	51.410		1:26.358	106.2	30.203	102.3	2:47.971		6	51.459		1:23.098	101.8	30.572	102.4	2:45.129	
3	51.657		1:27.240	100.0	30.872	101.6	2:49.769		7	52.276		1:23.606	107.2	30.352	102.9	2:46.234	
4	51.087		1:25.005	109.7	30.111	102.3	2:46.203		8								

41 Peter Fenichel (C2)							Cooper T56										
lap	Sect-1	Speed	Sect-2	Speed	Sect-3	Speed	Laptime	Pit	lap	Sect-1	Speed	Sect-2	Speed	Sect-3	Speed	Laptime	Pit
1			1:25.032	102.8	30.508	99.8	2:56.518		5	50.652		1:23.074	106.0	29.428	100.1	2:43.154	
2	51.207		1:21.992	107.4	30.617	99.0	2:43.816		6	50.097		1:23.994	105.5	29.394	102.3	2:43.485	
3	50.427		1:25.121	103.2	30.210	99.9	2:45.758		7	49.608		1:21.339	107.5	29.232	101.5	2:40.179	
4	50.384		1:22.666	104.9	29.914	101.6	2:42.964		8								

42 Jeremy Deeley (C2)							Cooper T52										
lap	Sect-1	Speed	Sect-2	Speed	Sect-3	Speed	Laptime	Pit	lap	Sect-1	Speed	Sect-2	Speed	Sect-3	Speed	Laptime	Pit
1			1:21.793	105.4	30.242	99.8	2:52.865		5	51.596		1:21.672	108.1	29.925	101.5	2:43.193	
2	51.455		1:23.039	107.0	30.302	102.1	2:44.796		6	50.874		1:31.324	107.0	30.915	97.6	2:53.113	
3	51.519		1:25.094	106.2	30.546	98.5	2:47.159		7	51.203		1:20.846	107.9	30.101	99.5	2:42.150	
4	51.350		1:21.484	104.0	30.099	103.2	2:42.933		8								


43 Ian Simmonds (C2)							Envoy Mk1										
lap	Sect-1	Speed	Sect-2	Speed	Sect-3	Speed	Laptime	Pit	lap	Sect-1	Speed	Sect-2	Speed	Sect-3	Speed	Laptime	Pit
1			1:22.549	106.0	32.618	100.9	3:07.463		5	50.720		1:20.587	113.2	29.505	106.8	2:40.812	
2	50.765		1:21.066	113.6	29.641	107.1	2:41.472		6	50.043		1:20.343	114.5	29.187	106.9	2:39.573	
3	50.336		1:21.883	112.8	29.602	107.3	2:41.821		7	49.027		1:19.668	113.9	29.486	103.6	2:38.181	
4	49.576		1:20.241	113.7	29.205	107.6	2:39.022		8								

53 Sam Wilson (E1)							Lotus 20/22										
lap	Sect-1	Speed	Sect-2	Speed	Sect-3	Speed	Laptime	Pit	lap	Sect-1	Speed	Sect-2	Speed	Sect-3	Speed	Laptime	Pit
1			1:11.655	122.9	27.154	113.6	2:24.063		5	44.253		1:11.612	120.7	27.215	112.6	2:23.080	
2	44.879		1:11.148	123.8	27.225	112.4	2:23.252		6	44.309		1:10.352	124.3	27.095	113.6	2:21.756	
3	44.503		1:10.661	123.8	26.861	113.8	2:22.025		7	44.489		1:12.452	112.2	27.113	114.4	2:24.054	
4	44.408		1:10.896	124.3	26.858	113.6	2:22.162		8	44.604		1:12.447	122.7	26.690	110.9	2:23.741	

58 Richard Smeeton (E1)							Wainer										
lap	Sect-1	Speed	Sect-2	Speed	Sect-3	Speed	Laptime	Pit	lap	Sect-1	Speed	Sect-2	Speed	Sect-3	Speed	Laptime	Pit
1			1:13.228	122.5	27.472	112.0	2:28.348		5	45.112		1:12.137	122.7	27.253	113.6	2:24.502	
2	46.080		1:13.347	122.0	27.602	111.1	2:27.029		6	45.474		1:14.178	122.5	27.389	111.7	2:27.041	
3	45.484		1:12.496	122.0	27.314	113.4	2:25.294		7	45.756		1:14.175	120.1	27.345	112.4	2:27.276	
4	45.008		1:12.813	122.7	27.191	111.8	2:25.012		8	46.192		1:14.892	120.7	27.728	110.5	2:28.812	

60 Nicholas Daunt (A)							Taraschi FJ										
lap	Sect-1	Speed	Sect-2	Speed	Sect-3	Speed	Laptime	Pit	lap	Sect-1	Speed	Sect-2	Speed	Sect-3	Speed	Laptime	Pit
1				89.2	36.822	82.3	3:30.267		4				87.6	36.570	81.4	3:22.058	
2				86.5	35.923	85.0	3:17.736		5				78.5	36.618	83.5	3:29.809	
3				92.8	37.103	82.0	3:19.337		6				87.8	34.763	84.7	3:17.699	

61 Simon Diffey (E1)							Lotus 20										
lap	Sect-1	Speed	Sect-2	Speed	Sect-3	Speed	Laptime	Pit	lap	Sect-1	Speed	Sect-2	Speed	Sect-3	Speed	Laptime	Pit
1			1:14.364	117.5	27.777	108.3	2:30.845		5	46.339		1:13.163	115.5	27.425	106.4	2:26.927	
2	46.898		1:13.384	116.3	27.874	106.9	2:28.156		6	45.976		1:14.020	115.3	27.418	106.8	2:27.414	
3	46.095		1:13.681	115.9	27.907	106.9	2:27.683		7	46.296		1:13.871	114.3	28.103	100.6	2:28.270	
4	46.227		1:13.723	114.5	27.423	106.6	2:27.373		8								



Session Start: 09:32:17 - Finish: 09:51:20

Weather/Track Conditions: Sun / Dry

Circuit: Silverstone Historic Grand Prix

Track Length: 5.857 Km - 3.6394 miles

Silverstone International Trophy - 20 - 21 May 2017

HSCC/FJHRA Silverline Historic Formula Junior

Race 8 - Sector Analysis

73 Noel Woodford (D2)								Gemini Mk3A							
lap	Sect-1	Speed	Sect-2	Speed	Sect-3	Speed	Laptime Pit	lap	Sect-1	Speed	Sect-2	Speed	Sect-3	Speed	Laptime Pit
1			1:18.216	112.6	28.832	108.7	2:38.711	5	50.036		1:19.193	110.6	28.751	110.7	2:37.980
2	47.206		1:16.659	121.8	27.952	111.1	2:31.817	6	50.203		1:21.459	96.8	28.738	109.6	2:40.400
3	47.578		1:16.217	117.3	27.865	109.1	2:31.660	7	50.864		1:23.252	113.2	28.348	109.8	2:42.464
4	47.739		1:17.002	121.1	38.809	104.6	2:43.550	8	54.882		1:27.453	103.2	In		3:06.334 P

76 John Rees (E1)								Lotus 22							
lap	Sect-1	Speed	Sect-2	Speed	Sect-3	Speed	Laptime Pit	lap	Sect-1	Speed	Sect-2	Speed	Sect-3	Speed	Laptime Pit
1			1:18.854	100.8	29.310	108.9	2:39.512	5	48.281		1:16.170	111.7	28.159	108.9	2:32.610
2	48.220		1:17.834	108.9	28.770	109.1	2:34.824	6	47.195		1:18.164	113.6	27.937	109.1	2:33.296
3	46.791		1:15.993	114.3	28.224	109.6	2:31.008	7	46.206		1:17.269	113.7	28.496	107.5	2:31.971
4	46.742		1:16.690	114.7	27.791	109.8	2:31.223	8	47.308		1:15.754	111.8	28.669	110.2	2:31.731

79 Michael Hibberd (E1)								Lotus 22							
lap	Sect-1	Speed	Sect-2	Speed	Sect-3	Speed	Laptime Pit	lap	Sect-1	Speed	Sect-2	Speed	Sect-3	Speed	Laptime Pit
1			1:13.796	123.4	27.442	114.2	2:27.881	5	45.241		1:11.851	124.3	27.185	114.4	2:24.277
2	45.740		1:13.095	124.0	27.431	113.6	2:26.266	6	44.963		1:11.749	125.9	26.878	114.6	2:23.590
3	45.371		1:12.396	124.3	27.456	113.8	2:25.223	7	45.385		1:13.058	123.1	27.489	113.6	2:25.932
4	45.150		1:12.468	124.7	27.147	113.8	2:24.765	8	46.706		1:12.965	123.4	28.896	98.0	2:28.567


82 Andrew Garside (E1)								Lotus 20/22							
lap	Sect-1	Speed	Sect-2	Speed	Sect-3	Speed	Laptime Pit	lap	Sect-1	Speed	Sect-2	Speed	Sect-3	Speed	Laptime Pit
1			1:14.201	124.3	27.222	114.4	2:28.949	5	45.356		1:13.365	121.8	27.271	111.3	2:25.992
2	45.205		1:25.573	122.0	27.477	112.8	2:38.255	6	45.336		1:13.792	118.4	27.091	113.6	2:26.219
3	45.470		1:14.546	122.7	27.530	112.0	2:27.546	7	45.046		1:12.287	121.6	27.397	112.8	2:24.730
4	45.206		1:12.624	122.9	27.784	112.6	2:25.614	8	45.952		1:16.748	120.3	28.259	103.7	2:30.959

84 Mark Woodhouse (E1)								Lotus 20/22							
lap	Sect-1	Speed	Sect-2	Speed	Sect-3	Speed	Laptime Pit	lap	Sect-1	Speed	Sect-2	Speed	Sect-3	Speed	Laptime Pit
1			1:12.589	117.9	27.467	114.2	2:26.398	5	45.445		1:12.316	120.7	26.986	112.2	2:24.747
2	45.753		1:12.142	121.6	27.144	113.2	2:25.039	6	46.012		1:11.970	120.1	27.295	109.8	2:25.277
3	45.200		1:12.852	120.1	27.451	112.8	2:25.503	7	46.403		1:15.578	109.3	28.447	104.9	2:30.428
4	45.226		1:12.769	119.2	26.974	113.0	2:24.969	8	49.947		1:29.948	73.3	In		3:01.938 P

85 John Chisholm (D2)								Gemini Mk3a							
lap	Sect-1	Speed	Sect-2	Speed	Sect-3	Speed	Laptime Pit	lap	Sect-1	Speed	Sect-2	Speed	Sect-3	Speed	Laptime Pit
1			1:17.284	117.5	28.601	106.1	2:36.385	5	47.877		1:16.311	118.8	28.025	107.6	2:32.213
2	47.983		1:17.197	116.9	28.477	107.5	2:33.657	6	47.732		1:15.829	120.1	27.762	108.2	2:31.323
3	47.689		1:16.179	119.4	28.053	108.2	2:31.921	7	47.435		1:15.760	119.6	27.970	109.2	2:31.165
4	47.854		1:17.860	114.9	28.151	108.0	2:33.865	8	47.414		1:17.333	117.9	28.142	108.0	2:32.889

86 Steve Jones (E1)								Cooper T67							
lap	Sect-1	Speed	Sect-2	Speed	Sect-3	Speed	Laptime Pit	lap	Sect-1	Speed	Sect-2	Speed	Sect-3	Speed	Laptime Pit
1			1:16.052	117.5	28.117	109.8	2:33.327	5	47.163		1:15.669	117.3	27.890	108.9	2:30.722
2	47.065		1:16.390	116.7	27.885	109.6	2:31.340	6	47.283		1:15.132	119.2	27.479	108.9	2:29.894
3	47.209		1:16.381	118.1	27.601	109.8	2:31.191	7	47.148		1:18.769	117.5	28.067	109.2	2:33.984
4	46.405		1:15.980	114.7	28.418	103.1	2:30.803	8	47.591		1:19.365	115.3	28.143	107.5	2:35.099

87 Peter Barclay (H)								Brabham BT15							
lap	Sect-1	Speed	Sect-2	Speed	Sect-3	Speed	Laptime Pit	lap	Sect-1	Speed	Sect-2	Speed	Sect-3	Speed	Laptime Pit
1			1:22.677	101.8	30.054	102.0	2:51.409	5	51.637		1:22.063	110.6	29.398	102.9	2:43.098
2	51.480		1:23.131	107.5	30.464	102.4	2:45.075	6	50.828		1:23.542	111.5	29.560	104.9	2:43.930
3	52.183		1:24.966	102.0	29.899	104.6	2:47.048	7	50.517		1:21.307	110.4	29.071	100.6	2:40.895
4	50.540		1:23.027	109.1	29.548	104.1	2:43.115	8							



Session Start: 09:32:17 - Finish: 09:51:20

Weather/Track Conditions: Sun / Dry

Circuit: Silverstone Historic Grand Prix

Track Length: 5.857 Km - 3.6394 miles

Silverstone International Trophy - 20 - 21 May 2017

HSCC/FJHRA Silverline Historic Formula Junior

Race 8 - Sector Analysis

89 Mark Pangborn (E1)							Lotus 20B										
Lap	Sect-1	Speed	Sect-2	Speed	Sect-3	Speed	Laptime	Pit	Lap	Sect-1	Speed	Sect-2	Speed	Sect-3	Speed	Laptime	Pit
1			1:14.748	119.0	28.240	110.3	2:30.678		5	45.481		1:13.645	120.5	27.341	112.8	2:26.467	
2	45.826		1:13.384	119.8	27.909	112.2	2:27.119		6	45.391		1:14.100	121.6	27.101	113.2	2:26.592	
3	45.493		1:13.096	120.3	27.724	112.4	2:26.313		7	44.920		1:12.500	121.8	27.276	112.4	2:24.696	
4	45.534		1:14.122	121.4	27.324	112.4	2:26.980		8	46.175		1:15.212	121.1	27.221	113.8	2:28.608	


90 Andrew Hayden (D2)							Envoy										
Lap	Sect-1	Speed	Sect-2	Speed	Sect-3	Speed	Laptime	Pit	Lap	Sect-1	Speed	Sect-2	Speed	Sect-3	Speed	Laptime	Pit
1			1:26.425	99.6	31.401	95.3	3:03.127		5	50.488		1:22.786	104.5	30.704	102.0	2:43.978	
2	52.262		1:22.314	106.2	30.726	102.1	2:45.302		6	50.499		1:22.876	92.9	31.428	102.4	2:44.803	
3	51.556		1:23.090	109.8	30.663	100.6	2:45.309		7	50.212		1:20.607	113.9	30.074	101.0	2:40.893	
4	50.732		1:21.638	109.8	30.405	102.6	2:42.775		8								

93 Rudolf Ernst (C1)							PBA Mk2										
Lap	Sect-1	Speed	Sect-2	Speed	Sect-3	Speed	Laptime	Pit	Lap	Sect-1	Speed	Sect-2	Speed	Sect-3	Speed	Laptime	Pit
1			1:36.766	82.5	34.266	77.4	3:21.959		2	59.082		1:31.205	83.9	33.590	79.3	3:03.877	

97 Hans Ciers (D2)							Lotus 20										
Lap	Sect-1	Speed	Sect-2	Speed	Sect-3	Speed	Laptime	Pit	Lap	Sect-1	Speed	Sect-2	Speed	Sect-3	Speed	Laptime	Pit
1	Out		1:35.322	85.8	33.858	83.8	13:36.309		3	59.592		1:37.779	85.1	33.106	88.0	3:10.477	
2	59.128		1:37.338	81.1	35.736	84.1	3:12.202		4								

98 Christopher Merrick (E1)							Cooper T59										
Lap	Sect-1	Speed	Sect-2	Speed	Sect-3	Speed	Laptime	Pit	Lap	Sect-1	Speed	Sect-2	Speed	Sect-3	Speed	Laptime	Pit
1			1:18.109	111.1	28.997	106.1	2:37.965		5	48.562		1:15.949	114.5	27.927	107.1	2:32.438	
2	47.492		1:17.264	111.8	28.275	108.5	2:33.031		6	47.209		1:15.952	115.3	28.113	106.1	2:31.274	
3	48.029		1:16.900	114.5	28.471	106.8	2:33.400		7	47.391		1:15.627	114.5	28.632	106.1	2:31.650	
4	47.168		1:17.603	115.7	28.244	105.9	2:33.015		8	47.620		1:16.591	115.5	28.374	104.9	2:32.585	

138 Pierre Guichard (C2)							Faccioli FJ										
Lap	Sect-1	Speed	Sect-2	Speed	Sect-3	Speed	Laptime	Pit	Lap	Sect-1	Speed	Sect-2	Speed	Sect-3	Speed	Laptime	Pit
1			1:28.021	99.3	33.971	99.9	3:07.914		5	51.713		1:23.685	100.8	31.201	98.3	2:46.599	
2	53.862		1:25.688	106.4	31.134	98.2	2:50.684		6	52.510		1:25.738	105.7	31.570	95.6	2:49.818	
3	52.391		1:24.488	105.7	31.223	99.6	2:48.102		7			107.0		31.407	97.3	2:51.293	
4	52.096		1:24.133	108.2	30.965	98.0	2:47.194		8								




Session Start: 09:32:17 - Finish: 09:51:20
Weather/Track Conditions: Sun / Dry
Circuit: Silverstone Historic Grand Prix
Track Length: 5.857 Km - 3.6394 miles

Silverstone International Trophy - 20 - 21 May 2017

HSCC/FJHRA Silverline Historic Formula Junior

Race 8 - Best Sector Times

	SECTOR 1			SECTOR 2			SECTOR 3			IDEAL / BEST LAP COMPARISON					
	NO	TIME	LAP	NO	TIME	LAP	NO	TIME	LAP	NO	NAME	BEST	IN	IDEAL	DIFF
1	53	44.253	5	53	1:10.352	6	53	26.690	8	53	Sam Wilson	2:21.756	6	2:21.295	+0.461
2	89	44.920	7	79	1:11.749	6	79	26.878	6	79	Michael Hibberd	2:23.590	6	2:23.590	+0.000
3	79	44.963	6	84	1:11.970	6	84	26.974	4	58	Richard Smeeton	2:24.502	5	2:24.336	+0.166
4	58	45.008	4	58	1:12.137	5	82	27.091	6	89	Mark Pangborn	2:24.696	7	2:24.521	+0.175
5	82	45.046	7	82	1:12.287	7	89	27.101	6	82	Andrew Garside	2:24.730	7	2:24.424	+0.306
6	84	45.200	3	89	1:12.500	7	58	27.191	4	84	Mark Woodhouse	2:24.747	5	2:24.144	+0.603
7	61	45.976	6	61	1:13.163	5	61	27.418	6	86	Steve Jones	2:29.894	6	2:29.016	+0.878
8	76	46.206	7	86	1:15.132	6	86	27.479	6	14	Crispian Besley	2:30.853	6	2:30.697	+0.156
9	86	46.405	4	37	1:15.436	6	85	27.762	6	76	John Rees	2:31.008	3	2:29.751	+1.257
10	14	46.536	7	98	1:15.627	7	76	27.791	4	37	Andrew Taybr	2:31.092	6	2:30.899	+0.193
11	37	47.081	4	76	1:15.754	8	73	27.865	3	85	John Chisholm	2:31.165	7	2:30.936	+0.229
12	98	47.168	4	85	1:15.760	7	98	27.927	5	98	Christopher Merrick	2:31.274	6	2:30.722	+0.552
13	73	47.206	2	14	1:16.002	6	14	28.159	5	73	Noel Woodford	2:31.660	3	2:31.288	+0.372
14	85	47.414	8	73	1:16.217	3	37	28.382	5	43	Ian Simmonds	2:38.181	7	2:37.882	+0.299
15	43	49.027	7	43	1:19.668	7	87	29.071	7	33	Stuart Tizzard	2:39.636	4	2:39.374	+0.262
16	41	49.608	7	33	1:19.746	3	43	29.187	6	38	Gil Duffy	2:40.082	4	2:39.729	+0.353
17	33	49.795	4	38	1:19.856	2	41	29.232	7	41	Peter Fenichel	2:40.179	7	2:40.179	+0.000
18	38	49.887	4	90	1:20.607	7	33	29.833	4	30	Trevor Griffiths	2:40.816	7		+
19	90	50.212	7	42	1:20.846	7	42	29.925	5	90	Andrew Hayden	2:40.893	7	2:40.893	+0.000
20	87	50.517	7	87	1:21.307	7	38	29.986	8	87	Peter Barclay	2:40.895	7	2:40.895	+0.000
21	42	50.874	6	41	1:21.339	7	90	30.074	7	42	Jeremy Deeley	2:42.150	7	2:41.645	+0.505
22	39	51.087	4	34	1:22.610	5	39	30.111	4	39	William Simon Durlin	2:45.129	6	2:44.296	+0.833
23	29	51.321	3	39	1:23.098	6	34	30.340	5	34	Marc Gordon	2:45.395	5	2:44.546	+0.849
24	34	51.596	6	29	1:23.325	5	29	30.401	4	29	William Grimshaw	2:45.960	5	2:45.047	+0.913
25	138	51.713	5	138	1:23.685	5	138	30.965	4	138	Pierre Guichard	2:46.599	5	2:46.363	+0.236
26	9	53.419	6	26	1:27.907	1	9	31.359	7	9	Mark Haynes	2:53.359	7	2:53.064	+0.295
27	26	55.071	7	9	1:28.286	7	26	32.290	7	26	Roger Dexter	2:56.006	7	2:55.268	+0.738
28	93	58.448	3	93	1:31.205	2	97	33.106	3	60	Nicholas Daunt	3:17.699	6		+
29	97	59.128	2	97	1:35.322	1	93	33.590	2	61	Simon Diffey	2:26.927	5	2:26.557	+0.370
30	3			3			60	34.763	6	93	Rudolf Ernst	3:03.877	2	3:03.243	+0.634
31	30			30			3			97	Hans Ciers	3:10.477	3	3:07.556	+2.921
32	60			60			30			3	Justin Fleming				+



Session Start: 09:32:17 - Finish: 09:51:20

Weather/Track Conditions: Sun / Dry

Circuit: Silverstone Historic Grand Prix

Track Length: 5.857 Km - 3.6394 miles




Silverstone International Trophy - 20 - 21 May 2017

HSCC/FJHRA Silverline Historic Formula Junior

Race 8 - Best Sector Speeds

	NO	SECTOR 1	MPH	NO	SECTOR 2	MPH	NO	SECTOR 3	MPH
1		NO SPEED TRAP		79	Michael Hibberd	125.9	79	Michael Hibberd	114.6
2				53	Sam Wilson	124.3	53	Sam Wilson	114.4
3				82	Andrew Garside	124.3	82	Andrew Garside	114.4
4				58	Richard Smeeton	122.7	84	Mark Woodhouse	114.2
5				73	Noel Woodford	121.8	89	Mark Pangborn	113.8
6				89	Mark Pangborn	121.8	58	Richard Smeeton	113.6
7				84	Mark Woodhouse	121.6	73	Noel Woodford	111.1
8				85	John Chisholm	120.1	76	John Rees	110.2
9				86	Steve Jones	119.2	86	Steve Jones	109.8
10				61	Simon Diffey	117.5	85	John Chisholm	109.2
11				14	Crispian Besley	116.1	98	Christopher Merrick	108.5
12				98	Christopher Merrick	115.7	61	Simon Diffey	108.3
13				37	Andrew Taylor	114.7	43	Ian Simmonds	107.6
14				76	John Rees	114.7	14	Crispian Besley	107.3
15				43	Ian Simmonds	114.5	38	Gil Duffy	105.7
16				90	Andrew Hayden	113.9	87	Peter Barclay	104.9
17				87	Peter Barclay	111.5	33	Stuart Tizzard	104.1
18				38	Gil Duffy	111.3	37	Andrew Taylor	103.6
19				39	William Simon Durling	109.7	42	Jeremy Deeley	103.2
20				33	Stuart Tizzard	108.8	39	William Simon Durling	102.9
21				138	Pierre Guichard	108.2	90	Andrew Hayden	102.6
22				42	Jeremy Deeley	108.1	34	Marc Gordon	102.4
23				41	Peter Fenichel	107.5	41	Peter Fenichel	102.3
24				29	William Grimshaw	106.7	29	William Grimshaw	99.9
25				34	Marc Gordon	106.5	138	Pierre Guichard	99.9
26				9	Mark Haynes	104.4	9	Mark Haynes	99.0
27				26	Roger Dexter	95.7	26	Roger Dexter	91.1
28				60	Nicholas Daunt	92.8	97	Hans Ciers	88.0
29				97	Hans Ciers	85.8	60	Nicholas Daunt	85.0
30				93	Rudolf Ernst	83.9	93	Rudolf Ernst	79.3
31				3	Justin Fleming	0.0	3	Justin Fleming	0.0
32				30	Trevor Griffiths	0.0	30	Trevor Griffiths	0.0



Session Start: 09:32:17 - Finish: 09:51:20
Weather/Track Conditions: Sun / Dry
Circuit: Silverstone Historic Grand Prix
Track Length: 5.857 Km - 3.6394 miles

Silverstone International Trophy - 20 - 21 May 2017

HSCC/FJHRA Silverline Historic Formula Junior

Race 8 - Lap Chart

Lap 1			Lap 2			Lap 3			Lap 4			Lap 5			Lap 6		
NO	Behind	Laptime	NO	Behind	Laptime	NO	Behind	Laptime	NO	Behind	Laptime	NO	Behind	Laptime	NO	Behind	Laptime
53		2:24.063	53		2:23.252	53		2:22.025	53		2:22.162	53		2:23.080	53		2:21.756
84	2.335	2:26.398	84	4.122	2:25.039	84	7.600	2:25.503	84	10.407	2:24.969	26	1 LAP	2:58.706	138	1 LAP	2:46.599
79	3.818	2:27.881	79	6.832	2:26.266	79	10.030	2:25.223	79	12.633	2:24.765	9	1 LAP	2:56.157	84	15.595	2:25.277
58	4.285	2:28.348	58	8.062	2:27.029	58	11.331	2:25.294	58	14.181	2:25.012	84	12.074	2:24.747	79	15.664	2:23.590
82	4.886	2:28.949	89	10.482	2:27.119	89	14.770	2:26.313	89	19.588	2:26.980	79	13.830	2:24.277	58	20.888	2:27.041
89	6.615	2:30.678	61	11.686	2:28.156	61	17.344	2:27.683	61	22.555	2:27.373	58	15.603	2:24.502	89	27.811	2:26.592
61	6.782	2:30.845	86	17.352	2:31.340	82	25.410	2:27.546	82	28.862	2:25.614	89	22.975	2:26.467	61	32.060	2:27.414
86	9.264	2:33.327	82	19.889	2:38.255	86	26.518	2:31.191	86	35.159	2:30.803	61	26.402	2:26.927	82	36.237	2:26.219
85	12.322	2:36.385	85	22.727	2:33.657	85	32.623	2:31.921	60	1 LAP	3:19.337	82	31.774	2:25.992	26	1 LAP	3:02.983
98	13.902	2:37.965	73	23.213	2:31.817	73	32.848	2:31.660	85	44.326	2:33.865	86	42.801	2:30.722	9	1 LAP	2:58.959
14	14.142	2:38.205	98	23.681	2:33.031	98	35.056	2:33.400	76	45.065	2:31.223	85	53.459	2:32.213	86	50.939	2:29.894
73	14.648	2:38.711	14	25.659	2:34.769	76	36.004	2:31.008	98	45.909	2:33.015	76	54.595	2:32.610	85	1:03.026	2:31.323
37	14.674	2:38.737	37	26.947	2:35.525	14	37.011	2:33.377	14	48.420	2:33.571	98	55.267	2:32.438	98	1:04.785	2:31.274
76	15.449	2:39.512	76	27.021	2:34.824	37	37.618	2:32.696	37	49.286	2:33.830	37	58.243	2:32.037	76	1:06.135	2:33.296
33	20.558	2:44.621	33	37.942	2:40.636	33	56.232	2:40.315	73	54.236	2:43.550	14	58.989	2:33.649	37	1:07.579	2:31.092
38	20.878	2:44.941	38	38.751	2:41.125	38	57.232	2:40.506	33	1:13.706	2:39.636	73	1:09.136	2:37.980	14	1:08.086	2:30.853
29	26.995	2:51.058	87	49.169	2:45.075	30	1:14.021	2:44.023	38	1:15.152	2:40.082	33	1:32.486	2:41.860	73	1:27.780	2:40.400
87	27.346	2:51.409	42	50.346	2:44.796	87	1:14.192	2:47.048	87	1:35.145	2:43.115	38	1:33.001	2:40.929	33	1:51.526	2:40.796
42	28.802	2:52.865	30	52.023	2:44.724	42	1:15.480	2:47.159	30	1:36.145	2:44.286	60	1 LAP	3:22.058	38	1:52.140	2:40.895
30	30.551	2:54.614	41	53.019	2:43.816	41	1:16.752	2:45.758	42	1:36.251	2:42.933	97	4 LAPS	13:36.309	43	2:13.825	2:39.573
41	32.455	2:56.518	29	53.358	2:49.615	29	1:19.082	2:47.749	41	1:37.554	2:42.964	87	1:55.163	2:43.098	87	2:17.337	2:43.930
39	33.368	2:57.431	39	58.087	2:47.971	43	1:21.416	2:41.821	43	1:38.276	2:39.022	43	1:56.008	2:40.812	30	2:18.680	2:43.356
26	38.797	3:02.860	90	1:01.114	2:45.302	90	1:24.398	2:45.309	29	1:43.742	2:46.822	42	1:56.364	2:43.193	41	2:19.357	2:43.485
90	39.064	3:03.127	43	1:01.620	2:41.472	39	1:25.831	2:49.769	90	1:45.011	2:42.775	30	1:57.080	2:44.015			
34	42.414	3:06.477	34	1:09.272	2:50.110	34	1:34.776	2:47.529	39	1:49.872	2:46.203	41	1:57.628	2:43.154			
9	43.256	3:07.319	138	1:11.283	2:50.684	138	1:37.360	2:48.102	34	1:58.607	2:45.993	90	2:05.909	2:43.978			
43	43.400	3:07.463	26	1:13.459	2:57.914	26	1:48.564	2:57.130	138	2:02.392	2:47.194	29	2:06.622	2:45.960			
138	43.851	3:07.914	9	1:19.823	2:59.819	9	1:55.320	2:57.522				39	2:14.064	2:47.272			
93	57.896	3:21.959	93	1:38.521	3:03.877							34	2:20.922	2:45.395			
60	1:06.204	3:30.267	60	2:00.688	3:17.736												

Session Start: 09:32:17 - Finish: 09:51:20
Weather/Track Conditions: Sun / Dry
Circuit: Silverstone Historic Grand Prix
Track Length: 5.857 Km - 3.6394 miles

Silverstone International Trophy - 20 - 21 May 2017

HSCC/FJHRA Silverline Historic Formula Junior

Race 8 - Lap Chart

Lap 7			Lap 8		
NO	Behind	Laptime	NO	Behind	Laptime
53		2:24.054	53		2:23.741
42	1 LAP	2:53.113	43	1 LAP	2:38.181
90	1 LAP	2:44.803	87	1 LAP	2:40.895
29	1 LAP	2:46.833	30	1 LAP	2:40.816
97	5 LAPS	3:12.202	41	1 LAP	2:40.179
39	1 LAP	2:45.129	90	1 LAP	2:40.893
79	17.542	2:25.932	42	1 LAP	2:42.150
60	2 LAPS	3:29.809	79	22.368	2:28.567
34	1 LAP	2:46.050	58	29.181	2:28.812
84	21.969	2:30.428	29	1 LAP	2:48.613
58	24.110	2:27.276	89	33.320	2:28.608
89	28.453	2:24.696	39	1 LAP	2:46.234
138	1 LAP	2:49.818	82	44.131	2:30.959
61	36.276	2:28.270	34	1 LAP	2:47.781
82	36.913	2:24.730	97	5 LAPS	3:10.477
86	1:00.869	2:33.984	138	1 LAP	2:51.293
85	1:10.137	2:31.165	84	1:00.166	3:01.938
98	1:12.381	2:31.650	86	1:12.227	2:35.099
9	1 LAP	2:53.632	60	2 LAPS	3:17.699
76	1:14.052	2:31.971	85	1:19.285	2:32.889
26	1 LAP	2:56.494	98	1:21.225	2:32.585
14	1:15.804	2:31.772	76	1:22.042	2:31.731
37	1:16.451	2:32.926	14	1:27.524	2:35.461
73	1:46.190	2:42.464	37	1:27.582	2:34.872
33	2:07.782	2:40.310	9	1 LAP	2:53.359
38	2:08.436	2:40.350	26	1 LAP	2:56.006
			33	2:24.751	2:40.710
			38	2:27.955	2:43.260
			73	2:28.783	3:06.334

Session Start: 09:32:17 - Finish: 09:51:20
Weather/Track Conditions: Sun/Dry
Circuit: Silverstone Historic Grand Prix
Track Length: 5.857 Km - 3.6394 miles

Silverstone International Trophy - 20 - 21 May 2017

HSCC Classic Formula 3 supported by MB Racing Wheels Inc. URS Classic FF2000

Race 6 - Classification

Sheet No:

POS	NO	DRIVER/S	CLASS	CLASS POS	CAR MAKE / MODEL	TIME	LAPS	GAP	DIFF	MPH	BEST	ON
1	7	Richard Trott	A	1	Chevron B43	19:40.902	9	-- 9 laps --		99.85	2:10.470	4
2	3	David Shaw	A	2	Ralt RT1	19:45.038	9	4.136	4.136	99.50	2:10.201	4
3	1	Simon Jackson	A	3	Chevron B43	19:45.823	9	4.921	0.785	99.43	2:10.733	6
4	17	Keith White	A	4	Ralt RT1	19:59.652	9	18.750	13.829	98.29	2:11.759	8
5	82	Paul Smith	A	5	Ralt RT3	20:00.795	9	19.893	1.143	98.20	2:11.214	6
6	20	Gaius Ghinn	A	6	Ralt RT3	20:05.964	9	25.062	5.169	97.77	2:11.938	7
7	35	Marc Mercer	URA	1	Van Diemen RF82	20:08.861	9	27.959	2.897	97.54	2:13.077	9
8	97	Benjamin Tusting	A	7	Martini MK37	20:09.706	9	28.804	0.845	97.47	2:12.790	6
9	8	David Thorburn	A	8	Ralt RT3	20:10.270	9	29.368	0.564	97.42	2:12.710	8
10	18	Tom Smith	URB	1	Royale RP27	20:13.492	9	32.590	3.222	97.17	2:13.240	8
11	38	Hugh Price	A	9	Chevron B38	20:23.800	9	42.898	10.308	96.35	2:13.584	6
12	12	Drew Cameron	URA	2	Van Diemen RF83	20:41.416	9	1:00.514	17.616	94.98	2:16.292	6
13	22	Jon Finch	URA	3	Van Diemen RF82	20:42.371	9	1:01.469	0.955	94.91	2:16.506	9
14	93	Rudolf Ernst	A	10	Ralt RT1	20:47.653	9	1:06.751	5.282	94.50	2:16.722	3
15	75	Adrian Langridge	B	1	Dastle Mk10	20:51.390	9	1:10.488	3.737	94.22	2:17.401	7
16	120	Harry Bishop	URA	4	Crossle 56F	20:52.804	9	1:11.902	1.414	94.12	2:16.679	7
17	147	Louis Hanjoul	A	11	Argo JM1	21:08.450	9	1:27.548	15.646	92.96	2:17.734	6
18	70	Richard Smeeton	A	12	Modus M1	21:10.358	9	1:29.456	1.908	92.82	2:18.364	6
19	50	Clive Wood	URA	5	Van Diemen RF82	21:14.788	9	1:33.886	4.430	92.50	2:19.849	7
20	31	Stephen Pegram	A	13	Ralt RT1	21:26.983	9	1:46.081	12.195	91.62	2:19.336	9
21	98	Rodney Toft	URA	6	Van Diemen RF82	21:58.982	9	2:18.080	31.999	89.40	2:23.979	8
22	36	David Karaskas	URA	7	Crossle 51F	21:59.463	9	2:18.561	0.481	89.37	2:24.831	5
23	11	Stuart Boyer	URA	8	Van Diemen RF82	19:43.389	8	-- 8 laps --	8.876	88.57	2:25.793	4
24	78	Jeremy Caine	URB	2	Lola T580	19:43.915	8	0.526	0.526	88.53	2:25.566	7
25	44	Paul Tonkin	B	2	Brabham BT41	20:01.701	8	18.312	17.786	87.22	2:27.859	3
26	34	Peter Finnigan	URA	9	Van Diemen RF82	21:15.621	8	1:32.232	1:13.920	82.16	2:34.334	8

----- NOT CLASSIFIED -----

DNF 27	Glenn Eagling	B	Ensign 73-F3-17	11:52.042	5	-- 5 laps --	92.00	2:20.566	4
DNF 47	Andy Langridge	B	March 733						

----- FASTEST LAP SUMMARY -----

NO	DRIVER/S	CLASS	CAR MAKE / MODEL	FASTEST LAP	ON	MPH
3	David Shaw	A	Ralt RT1	2:10.201	4	100.63
35	Marc Mercer	URA	Van Diemen RF82	2:13.077	9	98.45
18	Tom Smith	URB	Royale RP27	2:13.240	8	98.33
75	Adrian Langridge	B	Dastle Mk10	2:17.401	7	95.35

Session Start: 10:17:00 - Finish: 10:36:41
Weather/Track Conditions: Bright / Dry
Circuit: Silverstone Historic Grand Prix
Track Length: 5.857 Km - 3.6394 miles

These results are provisional until the conclusion of any judicial and technical matters.

Clerk of the Course:

Julian Floyd

Timekeeper:

Nick Palmer

Issued at:

Silverstone International Trophy - 20 - 21 May 2017

HSCC Classic Formula 3 supported by MB Racing Wheels Inc. URS Classic FF2000

Race 6 - Sector Analysis

1 Simon Jackson (A)							Chevron B43										
lap	Sect-1	Speed	Sect-2	Speed	Sect-3	Speed	Laptime	Pit	lap	Sect-1	Speed	Sect-2	Speed	Sect-3	Speed	Laptime	Pit
1				125.0	25.402	117.6	2:14.035		6	40.306		1:05.387	127.3	25.040	118.5	2:10.733	
2	41.218		1:06.166	126.4	25.017	119.4	2:12.401		7	40.460		1:05.353	126.6	24.991	119.8	2:10.804	
3	40.940		1:05.837	128.1	24.888	120.0	2:11.665		8	40.628		1:06.303	126.1	24.969	119.4	2:11.900	
4	40.703		1:05.051	128.6	24.981	119.8	2:10.735		9	41.263		1:06.241	125.0	25.173	119.8	2:12.677	
5	40.503		1:05.361	126.1	25.009	119.1	2:10.873		10								

3 David Shaw (A)							Ralt RT1										
lap	Sect-1	Speed	Sect-2	Speed	Sect-3	Speed	Laptime	Pit	lap	Sect-1	Speed	Sect-2	Speed	Sect-3	Speed	Laptime	Pit
1				125.0	25.073	116.8	2:14.430		6	40.717		1:05.406	128.6	24.701	119.1	2:10.824	
2	41.539		1:06.259	127.1	24.932	117.4	2:12.730		7	40.790		1:04.980	127.8	24.823	118.5	2:10.593	
3	41.038		1:06.172	127.1	24.728	118.3	2:11.938		8	40.862		1:06.062	127.6	25.091	119.1	2:12.015	
4	40.740		1:04.866	129.1	24.595	119.8	2:10.201		9	41.365		1:05.634	126.4	24.603	119.8	2:11.602	
5	40.732		1:05.128	128.3	24.845	119.1	2:10.705		10								


7 Richard Trott (A)							Chevron B43										
lap	Sect-1	Speed	Sect-2	Speed	Sect-3	Speed	Laptime	Pit	lap	Sect-1	Speed	Sect-2	Speed	Sect-3	Speed	Laptime	Pit
1				125.4	24.996	118.1	2:12.108		6	40.698		1:05.562	125.9	24.468	117.9	2:10.728	
2	41.652		1:05.823	125.0	24.693	117.9	2:12.168		7	40.819		1:05.394	125.4	24.531	117.2	2:10.744	
3	41.485		1:05.437	124.7	24.809	117.0	2:11.731		8	40.752		1:04.948	126.4	24.948	116.0	2:10.648	
4	40.791		1:05.060	126.4	24.619	117.9	2:10.470		9	40.849		1:05.801	123.1	24.894	118.1	2:11.544	
5	40.955		1:05.246	125.2	24.560	118.1	2:10.761		10								

8 David Thorburn (A)							Ralt RT3										
lap	Sect-1	Speed	Sect-2	Speed	Sect-3	Speed	Laptime	Pit	lap	Sect-1	Speed	Sect-2	Speed	Sect-3	Speed	Laptime	Pit
1				124.3	25.414	116.2	2:18.518		6	41.256		1:06.521	125.2	25.103	115.6	2:12.880	
2	41.930		1:07.745	123.8	25.329	116.0	2:15.004		7	41.523		1:06.742	125.2	25.441	115.8	2:13.706	
3	42.339		1:07.741	125.0	25.288	116.0	2:15.368		8	41.156		1:06.410	125.0	25.144	116.8	2:12.710	
4	41.886		1:08.203	124.3	25.338	116.0	2:15.427		9	41.143		1:06.669	125.9	25.056	116.4	2:12.868	
5	41.525		1:06.848	124.5	25.416	115.6	2:13.789		10								

11 Stuart Boyer (URA)							Van Diemen RF82										
lap	Sect-1	Speed	Sect-2	Speed	Sect-3	Speed	Laptime	Pit	lap	Sect-1	Speed	Sect-2	Speed	Sect-3	Speed	Laptime	Pit
1				115.9	27.235	110.3	2:31.202		5	45.808		1:13.224	115.5	27.076	109.8	2:26.108	
2	45.631		1:13.951	115.5	26.937	110.0	2:26.519		6	44.891		1:18.423	116.3	26.992	110.7	2:30.306	
3	45.879		1:14.367	116.3	26.661	109.8	2:26.907		7	45.946		1:16.120	115.1	27.186	109.4	2:29.252	
4	45.591		1:13.278	115.9	26.924	110.0	2:25.793		8	45.915		1:14.220	110.4	27.167	110.0	2:27.302	

12 Drew Cameron (URA)							Van Diemen RF83										
lap	Sect-1	Speed	Sect-2	Speed	Sect-3	Speed	Laptime	Pit	lap	Sect-1	Speed	Sect-2	Speed	Sect-3	Speed	Laptime	Pit
1				120.3	26.562	111.1	2:23.838		6	42.563		1:07.814	119.4	25.915	112.4	2:16.292	
2	43.103		1:10.094	119.4	26.180	112.6	2:19.377		7	42.702		1:08.362	119.0	25.958	112.2	2:17.022	
3	42.914		1:08.465	120.1	25.732	112.6	2:17.111		8	43.566		1:08.023	118.1	25.748	112.6	2:17.337	
4	42.693		1:09.230	118.8	25.864	112.8	2:17.787		9	42.531		1:08.144	119.2	25.626	112.0	2:16.301	
5	42.617		1:07.877	119.8	25.857	111.8	2:16.351		10								

17 Keith White (A)							Ralt RT1										
lap	Sect-1	Speed	Sect-2	Speed	Sect-3	Speed	Laptime	Pit	lap	Sect-1	Speed	Sect-2	Speed	Sect-3	Speed	Laptime	Pit
1				125.4	25.063	118.3	2:15.016		6	41.508		1:06.120	125.9	24.803	118.3	2:12.431	
2	41.477		1:06.507	125.0	25.266	118.1	2:13.250		7	41.122		1:07.228	123.1	24.911	117.6	2:13.261	
3	41.975		1:06.711	125.4	25.044	117.9	2:13.730		8	41.075		1:06.204	125.2	24.480	118.1	2:11.759	
4	42.099		1:06.862	125.4	24.831	118.5	2:13.792		9	41.174		1:06.636	125.7	24.840	117.2	2:12.650	
5	41.814		1:07.001	124.0	24.948	117.6	2:13.763		10								



Session Start: 10:17:00 - Finish: 10:36:41
Weather/Track Conditions: Bright / Dry
Circuit: Silverstone Historic Grand Prix
Track Length: 5.857 Km - 3.6394 miles

Silverstone International Trophy - 20 - 21 May 2017

HSCC Classic Formula 3 supported by MB Racing Wheels Inc. URS Classic FF2000

Race 6 - Sector Analysis

18 Tom Smith (URB)							Royale RP27										
lap	Sect-1	Speed	Sect-2	Speed	Sect-3	Speed	Laptime	Pit	lap	Sect-1	Speed	Sect-2	Speed	Sect-3	Speed	Laptime	Pit
1				121.4	25.728	113.0	2:19.824		6	41.704		1:06.208	121.6	25.407	113.0	2:13.319	
2	42.717		1:07.135	119.8	25.476	112.8	2:15.328		7	42.537		1:06.446	120.3	25.171	113.2	2:14.154	
3	42.840		1:06.833	121.1	25.375	113.2	2:15.048		8	41.555		1:06.335	120.3	25.350	113.4	2:13.240	
4	41.788		1:07.759	120.9	25.432	113.4	2:14.979		9	42.217		1:06.646	120.7	25.356	112.2	2:14.219	
5	41.517		1:06.528	120.3	25.336	113.0	2:13.381		10								

20 Gaius Ghinn (A)							Ralt RT3										
lap	Sect-1	Speed	Sect-2	Speed	Sect-3	Speed	Laptime	Pit	lap	Sect-1	Speed	Sect-2	Speed	Sect-3	Speed	Laptime	Pit
1				126.9	25.069	119.1	2:17.254		6	41.347		1:05.713	128.1	24.985	117.6	2:12.045	
2	42.191		1:07.156	128.3	25.457	119.4	2:14.804		7	40.985		1:05.701	128.6	25.252	119.8	2:11.938	
3	42.982		1:06.600	127.8	24.749	120.0	2:14.331		8	41.582		1:05.781	127.1	25.106	119.8	2:12.469	
4	41.566		1:06.865	129.6	25.068	120.0	2:13.499		9	40.773		1:12.198	127.3	24.539	119.6	2:17.510	
5	41.212		1:06.103	128.6	24.799	119.6	2:12.114		10								

22 Jon Finch (URA)							Van Diemen RF82										
lap	Sect-1	Speed	Sect-2	Speed	Sect-3	Speed	Laptime	Pit	lap	Sect-1	Speed	Sect-2	Speed	Sect-3	Speed	Laptime	Pit
1				120.5	26.445	112.4	2:23.281		6	42.960		1:08.450	119.8	25.919	112.4	2:17.329	
2	43.065		1:09.156	119.2	26.348	111.5	2:18.569		7	42.758		1:08.177	119.8	25.890	111.5	2:16.825	
3	42.977		1:08.825	119.6	26.395	111.8	2:18.197		8	42.772		1:08.366	119.8	25.764	111.8	2:16.902	
4	42.812		1:08.732	119.8	26.052	111.3	2:17.596		9	43.255		1:07.373	121.1	25.878	111.5	2:16.506	
5	42.827		1:07.921	119.4	26.418	112.0	2:17.166		10								


27 Glenn Eagling (B)							Ensign 73-F3-17										
lap	Sect-1	Speed	Sect-2	Speed	Sect-3	Speed	Laptime	Pit	lap	Sect-1	Speed	Sect-2	Speed	Sect-3	Speed	Laptime	Pit
1				114.9	26.558	109.1	2:26.439		4	44.250		1:10.296	115.7	26.020	109.1	2:20.566	
2	44.084		1:11.223	114.5	26.309	109.6	2:21.616		5	44.114		1:11.080	114.3	26.494	108.2	2:21.688	
3	44.544		1:10.901	114.9	26.288	108.7	2:21.733		6								

31 Stephen Pegram (A)							Ralt RT1										
lap	Sect-1	Speed	Sect-2	Speed	Sect-3	Speed	Laptime	Pit	lap	Sect-1	Speed	Sect-2	Speed	Sect-3	Speed	Laptime	Pit
1				120.9	26.198	115.2	2:30.263		6	43.793		1:11.599	121.8	25.780	114.8	2:21.172	
2	43.784		1:10.849	120.3	26.607	115.0	2:21.240		7	43.442		1:10.925	121.4	26.113	114.4	2:20.480	
3	43.788		1:20.782	120.3	26.414	114.2	2:30.984		8	43.622		1:10.330	121.6	26.252	113.4	2:20.204	
4	45.040		1:10.579	121.4	26.536	114.8	2:22.155		9	43.366		1:10.165	122.0	25.805	114.8	2:19.336	
5	43.693		1:11.395	121.1	26.061	114.2	2:21.149		10								

34 Peter Finnigan (URA)							Van Diemen RF82										
lap	Sect-1	Speed	Sect-2	Speed	Sect-3	Speed	Laptime	Pit	lap	Sect-1	Speed	Sect-2	Speed	Sect-3	Speed	Laptime	Pit
1				107.0	29.182	106.9	2:45.636		5	49.401		1:22.509	106.7	30.619	102.4	2:42.529	
2	49.102		1:19.972	103.2	28.577	106.2	2:37.651		6	50.358		1:19.930	113.6	28.353	108.3	2:38.641	
3	48.930		1:21.663	106.9	29.163	106.9	2:39.756		7	49.801		1:19.973	111.8	27.797	108.9	2:37.571	
4	49.016		1:21.248	100.6	29.239	103.9	2:39.503		8	47.559		1:18.517	114.9	28.258	109.1	2:34.334	

35 Marc Mercer (URA)							Van Diemen RF82										
lap	Sect-1	Speed	Sect-2	Speed	Sect-3	Speed	Laptime	Pit	lap	Sect-1	Speed	Sect-2	Speed	Sect-3	Speed	Laptime	Pit
1				119.2	25.737	112.6	2:17.222		6	42.103		1:06.214	119.8	25.053	112.8	2:13.370	
2	42.879		1:07.495	119.2	25.372	112.2	2:15.746		7	42.516		1:06.386	119.2	25.073	113.0	2:13.975	
3	42.797		1:07.090	119.6	25.132	112.8	2:15.019		8	41.723		1:06.483	119.6	24.957	113.2	2:13.163	
4	42.301		1:06.417	120.1	25.151	112.6	2:13.869		9	41.782		1:06.319	120.1	24.976	113.0	2:13.077	
5	41.996		1:06.340	118.8	25.084	112.6	2:13.420		10								

36 David Karaskas (URA)							Crossle 51F										
lap	Sect-1	Speed	Sect-2	Speed	Sect-3	Speed	Laptime	Pit	lap	Sect-1	Speed	Sect-2	Speed	Sect-3	Speed	Laptime	Pit
1				114.5	27.646	108.9	2:34.242		6	44.582		1:13.923	117.3	27.407	110.0	2:25.912	
2	46.006		1:13.029	115.7	27.680	107.6	2:26.715		7	45.368		1:12.691	115.9	27.252	108.7	2:25.311	
3	45.748		1:12.408	116.7	28.097	110.3	2:26.253		8	45.106		1:12.317	115.7	27.503	108.7	2:24.926	
4	46.082		1:13.011	116.9	27.230	109.4	2:26.323		9	44.502		1:13.221	111.3	27.227	109.8	2:24.950	
5	45.458		1:12.055	116.3	27.318	109.2	2:24.831		10								



Session Start: 10:17:00 - Finish: 10:36:41
Weather/Track Conditions: Bright / Dry
Circuit: Silverstone Historic Grand Prix
Track Length: 5.857 Km - 3.6394 miles

Silverstone International Trophy - 20 - 21 May 2017

HSCC Classic Formula 3 supported by MB Racing Wheels Inc. URS Classic FF2000

Race 6 - Sector Analysis

38 Hugh Price (A)							Chevron B38										
lap	Sect-1	Speed	Sect-2	Speed	Sect-3	Speed	Laptime	Pit	lap	Sect-1	Speed	Sect-2	Speed	Sect-3	Speed	Laptime	Pit
1			1:07.327	123.4	25.844	114.8	2:21.360		6	41.466		1:06.687	125.4	25.431	116.4	2:13.584	
2	42.690		1:07.327	123.6	25.562	116.4	2:15.579		7	42.072		1:13.224	124.0	25.386	116.6	2:20.682	
3	42.939		1:07.390	124.3	25.554	115.0	2:15.883		8	41.505		1:07.393	124.7	25.258	117.4	2:14.156	
4	41.768		1:07.195	125.7	25.375	117.2	2:14.338		9	41.532		1:07.158	124.7	25.307	116.6	2:13.997	
5	41.636		1:07.255	125.0	25.330	116.6	2:14.221		10								

44 Paul Tonkin (B)							Brabham BT41										
lap	Sect-1	Speed	Sect-2	Speed	Sect-3	Speed	Laptime	Pit	lap	Sect-1	Speed	Sect-2	Speed	Sect-3	Speed	Laptime	Pit
1				116.9	27.760	107.8	2:36.037		5	46.402		1:14.980	116.7	27.183	109.4	2:28.565	
2	47.008		1:15.788	109.5	27.583	106.4	2:30.379		6	46.369		1:15.148	116.1	27.322	109.6	2:28.839	
3	45.885		1:15.007	116.7	26.967	108.0	2:27.859		7	46.346		1:15.238	113.2	28.204	103.7	2:29.788	
4	46.134		1:14.847	116.3	27.500	110.0	2:28.481		8	47.865		1:14.428	116.5	29.460	99.9	2:31.753	

47 Andy Langridge (B)							March 733										
lap	Sect-1	Speed	Sect-2	Speed	Sect-3	Speed	Laptime	Pit	lap	Sect-1	Speed	Sect-2	Speed	Sect-3	Speed	Laptime	Pit


50 Clive Wood (URA)							Van Diemen RF82										
lap	Sect-1	Speed	Sect-2	Speed	Sect-3	Speed	Laptime	Pit	lap	Sect-1	Speed	Sect-2	Speed	Sect-3	Speed	Laptime	Pit
1				119.0	26.475	111.3	2:28.083		6	43.571		1:10.525	118.6	25.934	111.5	2:20.030	
2	45.088		1:10.945	118.6	26.416	110.9	2:22.449		7	44.229		1:09.523	119.0	26.097	111.5	2:19.849	
3	44.471		1:11.535	117.5	26.436	110.5	2:22.442		8	44.003		1:09.765	118.6	26.147	111.3	2:19.915	
4	44.826		1:10.580	119.0	26.211	111.1	2:21.617		9	44.314		1:09.874	119.4	26.245	111.5	2:20.433	
5	44.113		1:09.882	119.0	25.975	110.7	2:19.970		10								

70 Richard Smeeton (A)							Modus M1										
lap	Sect-1	Speed	Sect-2	Speed	Sect-3	Speed	Laptime	Pit	lap	Sect-1	Speed	Sect-2	Speed	Sect-3	Speed	Laptime	Pit
1				120.9	26.395	115.6	2:28.392		6	43.334		1:08.912	124.3	26.118	115.2	2:18.364	
2	44.618		1:09.895	124.5	25.982	115.2	2:20.495		7	44.226		1:09.664	124.5	25.653	115.6	2:19.543	
3	44.273		1:10.194	124.3	27.305	111.7	2:21.772		8	43.596		1:11.244	120.7	26.099	115.4	2:20.939	
4	43.931		1:11.248	122.0	26.108	116.0	2:21.287		9	43.399		1:10.939	125.0	26.016	115.8	2:20.354	
5	43.350		1:10.010	123.8	25.852	115.6	2:19.212		10								

75 Adrian Langridge (B)							Dastle Mk10										
lap	Sect-1	Speed	Sect-2	Speed	Sect-3	Speed	Laptime	Pit	lap	Sect-1	Speed	Sect-2	Speed	Sect-3	Speed	Laptime	Pit
1				117.3	26.236	110.0	2:22.857		6	43.445		1:09.140	117.9	25.777	110.5	2:18.362	
2	43.401		1:10.066	117.7	26.369	109.8	2:19.836		7	42.799		1:08.409	118.4	26.193	110.3	2:17.401	
3	43.392		1:09.711	118.1	25.862	110.0	2:18.965		8	43.293		1:09.109	117.7	26.009	110.0	2:18.411	
4	43.080		1:09.761	119.0	26.012	110.5	2:18.853		9	42.747		1:09.912	115.3	25.959	109.8	2:18.618	
5	42.954		1:09.102	117.9	26.031	109.4	2:18.087		10								

78 Jeremy Caine (URB)							Lola T580										
lap	Sect-1	Speed	Sect-2	Speed	Sect-3	Speed	Laptime	Pit	lap	Sect-1	Speed	Sect-2	Speed	Sect-3	Speed	Laptime	Pit
1				118.1	27.842	108.5	2:35.660		5	45.322		1:14.302	118.1	27.412	109.4	2:27.036	
2	45.861		1:14.678	119.4	27.494	110.2	2:28.033		6	45.423		1:14.541	118.8	27.050	110.0	2:27.014	
3	45.062		1:14.241	118.8	27.257	109.8	2:26.560		7	45.294		1:12.852	119.6	27.420	110.2	2:25.566	
4	45.574		1:13.859	118.4	27.366	109.8	2:26.799		8	45.638		1:14.161	112.6	27.448	109.8	2:27.247	

82 Paul Smith (A)							Ralt RT3										
lap	Sect-1	Speed	Sect-2	Speed	Sect-3	Speed	Laptime	Pit	lap	Sect-1	Speed	Sect-2	Speed	Sect-3	Speed	Laptime	Pit
1				124.0	25.262	117.9	2:16.632		6	40.879		1:05.695	126.6	24.640	118.5	2:11.214	
2	42.447		1:07.286	125.2	25.503	116.4	2:15.236		7	40.870		1:06.819	124.5	25.378	118.1	2:13.067	
3	42.915		1:06.310	125.9	24.980	117.9	2:14.205		8	41.282		1:06.099	124.7	24.706	118.3	2:12.087	
4	41.664		1:06.911	125.4	24.843	118.7	2:13.418		9	40.945		1:06.927	124.0	24.966	118.1	2:12.838	
5	41.273		1:05.989	125.2	24.836	117.9	2:12.098		10								



Session Start: 10:17:00 - Finish: 10:36:41
Weather/Track Conditions: Bright / Dry
Circuit: Silverstone Historic Grand Prix
Track Length: 5.857 Km - 3.6394 miles

Silverstone International Trophy - 20 - 21 May 2017

HSCC Classic Formula 3 supported by MB Racing Wheels Inc. URS Classic FF2000

Race 6 - Sector Analysis


93 Rudolf Ernst (A)							Ralt RT1										
Lap	Sect-1	Speed	Sect-2	Speed	Sect-3	Speed	Laptime	Pit	Lap	Sect-1	Speed	Sect-2	Speed	Sect-3	Speed	Laptime	Pit
1				124.7	25.647	116.6	2:25.592		6	42.845		1:08.950	125.4	25.619	118.7	2:17.414	
2	43.378		1:10.758	120.3	25.763	118.3	2:19.899		7	42.458		1:09.085	125.7	25.688	118.3	2:17.231	
3	42.584		1:08.580	125.0	25.558	117.2	2:16.722		8	42.730		1:09.450	125.2	25.600	118.5	2:17.780	
4	42.650		1:08.914	124.7	25.560	118.3	2:17.124		9	43.172		1:09.703	126.4	25.522	119.1	2:18.397	
5	42.620		1:09.334	125.4	25.540	117.6	2:17.494		10								

97 Benjamin Tusting (A)							Martini MK37										
Lap	Sect-1	Speed	Sect-2	Speed	Sect-3	Speed	Laptime	Pit	Lap	Sect-1	Speed	Sect-2	Speed	Sect-3	Speed	Laptime	Pit
1				119.4	25.648	113.0	2:19.472		6	41.620		1:05.901	119.4	25.269	113.0	2:12.790	
2	42.200		1:07.147	119.2	25.717	112.6	2:15.064		7	42.062		1:06.467	118.6	25.540	113.0	2:14.069	
3	41.801		1:07.837	118.4	25.307	113.0	2:14.945		8	41.723		1:06.012	119.2	25.431	113.8	2:13.166	
4	41.954		1:07.220	117.7	25.082	113.6	2:14.256		9	41.377		1:06.285	118.6	25.253	113.2	2:12.915	
5	41.505		1:06.296	117.7	25.228	113.0	2:13.029		10								

98 Rodney Toft (URA)							Van Diemen RF82										
Lap	Sect-1	Speed	Sect-2	Speed	Sect-3	Speed	Laptime	Pit	Lap	Sect-1	Speed	Sect-2	Speed	Sect-3	Speed	Laptime	Pit
1				115.9	27.541	110.7	2:34.842		6	45.465		1:14.136	115.9	27.278	110.2	2:26.879	
2	46.394		1:13.359	116.7	27.313	110.7	2:27.066		7	46.642		1:12.443	116.9	26.817	110.5	2:25.902	
3	45.202		1:12.464	117.5	27.451	110.2	2:25.117		8	45.199		1:12.137	117.9	26.643	110.2	2:23.979	
4	45.725		1:12.718	116.7	27.004	110.5	2:25.447		9	44.965		1:13.316	117.3	26.838	110.3	2:25.119	
5	45.019		1:12.144	116.7	27.468	110.3	2:24.631		10								

120 Harry Bishop (URA)							Crossle 56F										
Lap	Sect-1	Speed	Sect-2	Speed	Sect-3	Speed	Laptime	Pit	Lap	Sect-1	Speed	Sect-2	Speed	Sect-3	Speed	Laptime	Pit
1				116.5	26.322	110.3	2:27.091		6	43.139		1:08.386	115.7	25.876	110.2	2:17.401	
2	43.921		1:10.082	116.7	26.210	109.4	2:20.213		7	42.983		1:07.823	116.5	25.873	110.0	2:16.679	
3	43.629		1:08.855	116.9	26.271	108.5	2:18.755		8	42.966		1:08.774	116.3	26.444	106.2	2:18.184	
4	43.517		1:09.321	115.7	26.117	108.3	2:18.955		9	43.178		1:08.240	116.9	25.749	110.2	2:17.167	
5	43.566		1:08.675	115.5	26.118	108.7	2:18.359		10								

147 Louis Hanjoul (A)							Argo JM1										
Lap	Sect-1	Speed	Sect-2	Speed	Sect-3	Speed	Laptime	Pit	Lap	Sect-1	Speed	Sect-2	Speed	Sect-3	Speed	Laptime	Pit
1				118.8	26.105	113.6	2:24.813		6	43.137		1:09.035	121.8	25.562	114.8	2:17.734	
2	43.555		1:10.287	120.5	25.773	114.2	2:19.615		7	43.887		1:10.214	122.2	25.706	113.0	2:19.807	
3	43.317		1:10.886	120.5	25.966	111.8	2:20.169		8	42.976		1:09.449	120.1	25.635	113.6	2:18.060	
4	45.729		1:15.568	117.9	26.648	113.2	2:27.945		9	43.206		1:11.307	120.5	26.002	111.1	2:20.515	
5	43.324		1:10.437	119.8	26.031	113.2	2:19.792		10								




Session Start: 10:17:00 - Finish: 10:36:41
Weather/Track Conditions: Bright / Dry
Circuit: Silverstone Historic Grand Prix
Track Length: 5.857 Km - 3.6394 miles

Silverstone International Trophy - 20 - 21 May 2017

HSCC Classic Formula 3 supported by MB Racing Wheels Inc. URS Classic FF2000

Race 6 - Best Sector Times

	SECTOR 1			SECTOR 2			SECTOR 3			IDEAL / BEST LAP COMPARISON					
	NO	TIME	LAP	NO	TIME	LAP	NO	TIME	LAP	NO	NAME	BEST	IN	IDEAL	DIFF
1	1	40.306	6	3	1:04.866	4	7	24.468	6	3	David Shaw	2:10.201	4	2:10.178	+0.023
2	7	40.698	6	7	1:04.948	8	17	24.480	8	7	Richard Trott	2:10.470	4	2:10.114	+0.356
3	3	40.717	6	1	1:05.051	4	20	24.539	9	1	Simon Jackson	2:10.733	6	2:10.245	+0.488
4	20	40.773	9	82	1:05.695	6	3	24.595	4	82	Paul Smith	2:11.214	6	2:11.205	+0.009
5	82	40.870	7	20	1:05.701	7	82	24.640	6	17	Keith White	2:11.759	8	2:11.675	+0.084
6	17	41.075	8	97	1:05.901	6	1	24.888	3	20	Gaius Ghinn	2:11.938	7	2:11.013	+0.925
7	8	41.143	9	17	1:06.120	6	35	24.957	8	8	David Thorburn	2:12.710	8	2:12.609	+0.101
8	97	41.377	9	18	1:06.208	6	8	25.056	9	97	Benjamin Tusting	2:12.790	6	2:12.360	+0.430
9	38	41.466	6	35	1:06.214	6	97	25.082	4	35	Marc Mercer	2:13.077	9	2:12.894	+0.183
10	18	41.517	5	8	1:06.410	8	18	25.171	7	18	Tom Smith	2:13.240	8	2:12.896	+0.344
11	35	41.723	8	38	1:06.687	6	38	25.258	8	38	Hugh Price	2:13.584	6	2:13.411	+0.173
12	93	42.458	7	22	1:07.373	9	93	25.522	9	12	Drew Cameron	2:16.292	6	2:15.971	+0.321
13	12	42.531	9	12	1:07.814	6	147	25.562	6	22	Jon Finch	2:16.506	9	2:15.895	+0.611
14	75	42.747	9	120	1:07.823	7	12	25.626	9	120	Harry Bishop	2:16.679	7	2:16.538	+0.141
15	22	42.758	7	75	1:08.409	7	70	25.653	7	93	Rudolf Ernst	2:16.722	3	2:16.560	+0.162
16	120	42.966	8	93	1:08.580	3	120	25.749	9	75	Adrian Langridge	2:17.401	7	2:16.933	+0.468
17	147	42.976	8	70	1:08.912	6	22	25.764	8	147	Louis Hanjoul	2:17.734	6	2:17.573	+0.161
18	70	43.334	6	147	1:09.035	6	75	25.777	6	70	Richard Smeeton	2:18.364	6	2:17.899	+0.465
19	31	43.366	9	50	1:09.523	7	31	25.780	6	31	Stephen Pegram	2:19.336	9	2:19.311	+0.025
20	50	43.571	6	31	1:10.165	9	50	25.934	6	50	Clive Wood	2:19.849	7	2:19.028	+0.821
21	27	44.084	2	27	1:10.296	4	27	26.020	4	98	Rodney Toft	2:23.979	8	2:23.745	+0.234
22	36	44.502	9	36	1:12.055	5	98	26.643	8	36	David Karaskas	2:24.831	5	2:23.784	+1.047
23	11	44.891	6	98	1:12.137	8	11	26.661	3	78	Jeremy Caine	2:25.566	7	2:24.964	+0.602
24	98	44.965	9	78	1:12.852	7	44	26.967	3	11	Stuart Boyer	2:25.793	4	2:24.776	+1.017
25	78	45.062	3	11	1:13.224	5	78	27.050	6	44	Paul Tonkin	2:27.859	3	2:27.280	+0.579
26	44	45.885	3	44	1:14.428	8	36	27.227	9	34	Peter Finnigan	2:34.334	8	2:33.873	+0.461
27	34	47.559	8	34	1:18.517	8	34	27.797	7	27	Glenn Eagling	2:20.566	4	2:20.400	+0.166
28	47			47			47			47	Andy Langridge				+



Session Start: 10:17:00 - Finish: 10:36:41
Weather/Track Conditions: Bright / Dry
Circuit: Silverstone Historic Grand Prix
Track Length: 5.857 Km - 3.6394 miles




Silverstone International Trophy - 20 - 21 May 2017

HSCC Classic Formula 3 supported by MB Racing Wheels Inc. URS Classic FF2000

Race 6 - Best Sector Speeds

	NO	SECTOR 1	MPH		NO	SECTOR 2	MPH		NO	SECTOR 3	MPH
1		NO SPEED TRAP		20	Gaius Ghinn		129.6		1	Simon Jackson	120.0
2				3	David Shaw		129.1		20	Gaius Ghinn	120.0
3				1	Simon Jackson		128.6		3	David Shaw	119.8
4				82	Paul Smith		126.6		93	Rudolf Ernst	119.1
5				7	Richard Trott		126.4		82	Paul Smith	118.7
6				93	Rudolf Ernst		126.4		17	Keith White	118.5
7				8	David Thorburn		125.9		7	Richard Trott	118.1
8				17	Keith White		125.9		38	Hugh Price	117.4
9				38	Hugh Price		125.7		8	David Thorburn	116.8
10				70	Richard Smeeton		125.0		70	Richard Smeeton	116.0
11				147	Louis Hanjoul		122.2		31	Stephen Pegram	115.2
12				31	Stephen Pegram		122.0		147	Louis Hanjoul	114.8
13				18	Tom Smith		121.6		97	Benjamin Tusting	113.8
14				22	Jon Finch		121.1		18	Tom Smith	113.4
15				12	Drew Cameron		120.3		35	Marc Mercer	113.2
16				35	Marc Mercer		120.1		12	Drew Cameron	112.8
17				78	Jeremy Caine		119.6		22	Jon Finch	112.4
18				50	Clive Wood		119.4		50	Clive Wood	111.5
19				97	Benjamin Tusting		119.4		11	Stuart Boyer	110.7
20				75	Adrian Langridge		119.0		98	Rodney Toft	110.7
21				98	Rodney Toft		117.9		75	Adrian Langridge	110.5
22				36	David Karaskas		117.3		36	David Karaskas	110.3
23				44	Paul Tonkin		116.9		120	Harry Bishop	110.3
24				120	Harry Bishop		116.9		78	Jeremy Caine	110.2
25				11	Stuart Boyer		116.3		44	Paul Tonkin	110.0
26				27	Glenn Eagling		115.7		27	Glenn Eagling	109.6
27				34	Peter Finnigan		114.9		34	Peter Finnigan	109.1
28				47	Andy Langridge		0.0		47	Andy Langridge	0.0



Session Start: 10:17:00 - Finish: 10:36:41
Weather/Track Conditions: Bright / Dry
Circuit: Silverstone Historic Grand Prix
Track Length: 5.857 Km - 3.6394 miles



Silverstone International Trophy - 20 - 21 May 2017

HSCC Classic Formula 3 supported by MB Racing Wheels Inc. URS Classic FF2000

Race 6 - Lap Chart

Lap 1			Lap 2			Lap 3			Lap 4			Lap 5			Lap 6		
NO	Behind	Laptime	NO	Behind	Laptime	NO	Behind	Laptime	NO	Behind	Laptime	NO	Behind	Laptime	NO	Behind	Laptime
7		2:12.108	7		2:12.168	7		2:11.731	7		2:10.470	7		2:10.761	7		2:10.728
1	1.927	2:14.035	1	2.160	2:12.401	1	2.094	2:11.665	1	2.359	2:10.735	1	2.471	2:10.873	1	2.476	2:10.733
3	2.322	2:14.430	3	2.884	2:12.730	3	3.091	2:11.938	3	2.822	2:10.201	3	2.766	2:10.705	3	2.862	2:10.824
17	2.908	2:15.016	17	3.990	2:13.250	17	5.989	2:13.730	17	9.311	2:13.792	17	12.313	2:13.763	17	14.016	2:12.431
82	4.524	2:16.632	82	7.592	2:15.236	82	10.066	2:14.205	82	13.014	2:13.418	82	14.351	2:12.098	82	14.837	2:11.214
35	5.114	2:17.222	20	7.782	2:14.804	20	10.382	2:14.331	20	13.411	2:13.499	20	14.764	2:12.114	20	16.081	2:12.045
20	5.146	2:17.254	35	8.692	2:15.746	35	11.980	2:15.019	35	15.379	2:13.869	35	18.038	2:13.420	34	1 LAP	2:42.529
8	6.410	2:18.518	8	9.246	2:15.004	8	12.883	2:15.368	97	17.260	2:14.256	97	19.528	2:13.029	35	20.680	2:13.370
97	7.364	2:19.472	97	10.260	2:15.064	97	13.474	2:14.945	8	17.840	2:15.427	8	20.868	2:13.789	97	21.590	2:12.790
18	7.716	2:19.824	18	10.876	2:15.328	18	14.193	2:15.048	18	18.702	2:14.979	18	21.322	2:13.381	8	23.020	2:12.880
38	9.252	2:21.360	38	12.663	2:15.579	38	16.815	2:15.883	38	20.683	2:14.338	38	24.143	2:14.221	18	23.913	2:13.319
75	10.749	2:22.857	22	17.574	2:18.569	22	24.040	2:18.197	22	31.166	2:17.596	12	37.226	2:16.351	38	26.999	2:13.584
22	11.173	2:23.281	75	18.417	2:19.836	12	24.319	2:17.111	12	31.636	2:17.787	22	37.571	2:17.166	12	42.790	2:16.292
12	11.730	2:23.838	12	18.939	2:19.377	75	25.651	2:18.965	93	32.860	2:17.124	93	39.593	2:17.494	22	44.172	2:17.329
147	12.705	2:24.813	147	20.152	2:19.615	93	26.206	2:16.722	75	34.034	2:18.853	75	41.360	2:18.087	93	46.279	2:17.414
93	13.484	2:25.592	93	21.215	2:19.899	147	28.590	2:20.169	120	38.537	2:18.955	120	46.135	2:18.359	75	48.994	2:18.362
27	14.331	2:26.439	120	23.028	2:20.213	120	30.052	2:18.755	27	43.877	2:20.566	70	53.920	2:19.212	120	52.808	2:17.401
120	14.983	2:27.091	27	23.779	2:21.616	27	33.781	2:21.733	70	45.469	2:21.287	27	54.804	2:21.688	70	1:01.556	2:18.364
50	15.975	2:28.083	70	24.611	2:20.495	70	34.652	2:21.772	147	46.065	2:27.945	147	55.096	2:19.792	147	1:02.102	2:17.734
70	16.284	2:28.392	50	26.256	2:22.449	50	36.967	2:22.442	50	48.114	2:21.617	50	57.323	2:19.970	50	1:06.625	2:20.030
31	18.155	2:30.263	31	27.227	2:21.240	31	46.480	2:30.984	31	58.165	2:22.155	31	1:08.553	2:21.149	31	1:18.997	2:21.172
11	19.094	2:31.202	11	33.445	2:26.519	11	48.621	2:26.907	11	1:03.944	2:25.793	11	1:19.291	2:26.108	98	1:36.016	2:26.879
36	22.134	2:34.242	36	36.681	2:26.715	98	51.018	2:25.117	98	1:05.995	2:25.447	98	1:19.865	2:24.631	36	1:36.310	2:25.912
98	22.734	2:34.842	98	37.632	2:27.066	36	51.203	2:26.253	36	1:07.056	2:26.323	36	1:21.126	2:24.831	11	1:38.869	2:30.306
78	23.552	2:35.660	78	39.417	2:28.033	78	54.246	2:26.560	78	1:10.575	2:26.799	78	1:26.850	2:27.036	78	1:43.136	2:27.014
44	23.929	2:36.037	44	42.140	2:30.379	44	58.268	2:27.859	44	1:16.279	2:28.481	44	1:34.083	2:28.565	44	1:52.194	2:28.839
34	33.528	2:45.636	34	59.011	2:37.651	34	1:27.036	2:39.756	34	1:56.069	2:39.503						

Session Start: 10:17:00 - Finish: 10:36:41
Weather/Track Conditions Bright / Dry
Circuit: Silverstone Historic Grand Prix
Track Length: 5.857 Km - 3.6394 miles

Silverstone International Trophy - 20 - 21 May 2017

HSCC Classic Formula 3 supported by MB Racing Wheels Inc. URS Classic FF2000

Race 6 - Lap Chart

Lap 7			Lap 8			Lap 9		
NO	Behind	Laptime	NO	Behind	Laptime	NO	Behind	Laptime
7		2:10.744	7		2:10.648	7		2:11.544
1	2.536	2:10.804	44	1 LAP	2:29.788	11	1 LAP	2:27.302
3	2.711	2:10.593	1	3.788	2:11.900	78	1 LAP	2:27.247
17	16.533	2:13.261	3	4.078	2:12.015	3	4.136	2:11.602
82	17.160	2:13.067	17	17.644	2:11.759	1	4.921	2:12.677
20	17.275	2:11.938	82	18.599	2:12.087	17	18.750	2:12.650
35	23.911	2:13.975	20	19.096	2:12.469	82	19.893	2:12.838
97	24.915	2:14.069	35	26.426	2:13.163	44	1 LAP	2:31.753
8	25.982	2:13.706	97	27.433	2:13.166	20	25.062	2:17.510
18	27.323	2:14.154	8	28.044	2:12.710	35	27.959	2:13.077
38	36.937	2:20.682	18	29.915	2:13.240	97	28.804	2:12.915
34	1 LAP	2:38.641	38	40.445	2:14.156	8	29.368	2:12.868
12	49.068	2:17.022	12	55.757	2:17.337	18	32.590	2:14.219
22	50.253	2:16.825	22	56.507	2:16.902	38	42.898	2:13.997
93	52.766	2:17.231	93	59.898	2:17.780	12	1:00.514	2:16.301
75	55.651	2:17.401	75	1:03.414	2:18.411	22	1:01.469	2:16.506
120	58.743	2:16.679	120	1:06.279	2:18.184	93	1:06.751	2:18.397
70	1:10.355	2:19.543	34	1 LAP	2:37.571	75	1:10.488	2:18.618
147	1:11.165	2:19.807	147	1:18.577	2:18.060	120	1:11.902	2:17.167
50	1:15.730	2:19.849	70	1:20.646	2:20.939	147	1:27.548	2:20.515
31	1:28.733	2:20.480	50	1:24.997	2:19.915	70	1:29.456	2:20.354
36	1:50.877	2:25.311	31	1:38.289	2:20.204	50	1:33.886	2:20.433
98	1:51.174	2:25.902	98	2:04.505	2:23.979	34	1 LAP	2:34.334
11	1:57.377	2:29.252	36	2:05.155	2:24.926	31	1:46.081	2:19.336
78	1:57.958	2:25.566				98	2:18.080	2:25.119
						36	2:18.561	2:24.950

Session Start: 10:17:00 - Finish: 10:36:41
Weather/Track Conditions Bright / Dry
Circuit: Silverstone Historic Grand Prix
Track Length: 5.857 Km - 3.6394 miles

Silverstone International Trophy - 20 - 21 May 2017

Historic Formula 3 Race 13 - Starting Grid - AMENDED

Sheet No:

Start Time : 15:49 - Heat Duration : 20 Minutes

11				21	82 Marcus Mussa
10	20	11 Ian Bankhurst		19	87 Peter Barclay
9	18	96 Keith Messer		17	16 Mark Linstone
8	16	6 Leif Bosson		15	111 James Claridge
7	14	99 Paul Kite		13	65 Peter Thompson
6	12	50 Jim Timms		11	2 Barry Sewell
5	10	10 Paul Waine		9	34 Jim Blockley
4	8	26 Steve Seaman		7	88 Michael Scott
3	6	63 Christoph Widmer		5	77 Francois Derossi
2	4	89 Mark Pangborn		3	46 Steve Smith
1	2	25 Andrew Hibberd		1	14 Jonathan Milicevic
ROW	Pole Left				

Car 82 to start from back of grid.

*Circuit: Silverstone Historic Grand Prix
Track Length: 5.857 Km - 3.6394 miles*

These results are provisional until the conclusion of any judicial and technical matters.

Clerk of the Course:

Julian Floyd

Timekeeper:

Nick Palmer

Issued at:

Silverstone International Trophy - 20 - 21 May 2017

HSCC Guards Trophy supported by Dunlop Tyres Qualifying for Race 11 - Classification

Sheet No:

POS	NO	DRIVER/S	CLASS		CAR MAKE / MODEL	TIME	ON	LAPS	GAP	DIFF	MPH
			CLASS	POS							
1	4	Watson-Kirkaldy	SRD	1	Chevron B8	2:15.960	3	10			96.36
2	59	Brooks-Beebee	SRD	2	Chevron B8	2:20.359	9	11	4.399	4.399	93.34
3	42	Colman M-Colman C	SRD	3	Chevron B8	2:22.132	9	10	6.172	1.773	92.18
4	34	James Schryver	SRD	4	Chevron B8	2:22.141	3	10	6.181	0.009	92.17
5	49	Schryver M-Schryver W	SRD	5	Chevron B6	2:22.844	3	8	6.884	0.703	91.72
6	46	Michael Whitaker	D	1	TVR Griffith	2:22.850	10	10	6.890	0.006	91.72
7	75	Voyazides-Hadfield	D	2	Shelby Daytona Cobra	2:23.779	11	11	7.819	0.929	91.12
8	37	Gardiner-Cox	D	3	TVR Griffith	2:24.079	3	10	8.119	0.300	90.93
9	25	Hibberd M-Hibberd A	SRB	1	Lotus 23B	2:24.136	11	11	8.176	0.057	90.90
10	14	Spiers-Hetherington	D	4	TVR Griffith	2:25.518	11	11	9.558	1.382	90.04
11	65	Hales-Thompson	D	5	TVR Griffith	2:25.536	10	10	9.576	0.018	90.02
12	38	Ugo-Bernberg	SRD	6	Chevron B8	2:25.642	3	11	9.682	0.106	89.96
13	1	John Davison	A	1	Lotus Elan 26R	2:26.192	3	4	10.232	0.550	89.62
14	6	Thompson-McClurg	SRD	7	Chevron B6	2:26.487	10	10	10.527	0.295	89.44
15	22	Merrick-Milicevic	SRB	2	Elva Mk7	2:27.599	10	10	11.639	1.112	88.77
16	202	Gomes-Claridge	SRE	1	Lotus 47 GT	2:28.465	1	8	12.505	0.866	88.25
17	16	Phillip Nelson	SRD	8	Chevron B8	2:28.517	11	11	12.557	0.052	88.22
18	55	Shaw-Barter	A	2	Lotus Elan GTS	2:28.541	10	10	12.581	0.024	88.20
19	41	Brian Casey	SRE	2	Lenham P69	2:29.080	8	10	13.120	0.539	87.88
20	23	Darren Wilson	SRB	3	Lotus 23B	2:29.354	3	11	13.394	0.274	87.72
21	67	Smith A-Smith T	A	3	Marcos 1800 GT	2:29.539	10	10	13.579	0.185	87.61
22	77	Brooks B-Brooks V	SRB	4	Merlyn Mk6	2:29.869	11	11	13.909	0.330	87.42
23	8	Paul Tooms	A	4	Lotus Elan	2:30.751	9	10	14.791	0.882	86.91
24	36	Andrew Garside	A	5	Lotus Elan GTS	2:33.348	3	8	17.388	2.597	85.44
25	10	Stuart Tizzard	SRB	5	Lotus 23B	2:34.200	3	9	18.240	0.852	84.97
26	7	Andrew Sharp	SRC	1	Elva Mk7S	2:35.529	3	3	19.569	1.329	84.24
27	26	Ian Bankhurst	A	6	Lotus Elan 26R	2:35.962	8	9	20.002	0.433	84.01
28	50	Brooks K-Brooks B	A	7	Lotus Elan	2:36.656	3	9	20.696	0.694	83.63
29	43	Jones C-Jones A	SRC	2	Elva Mk7S	2:40.972	7	9	25.012	4.316	81.39
30	118	Flewitt-Myers	A	8	Lotus Elan	2:41.999	2	9	26.039	1.027	80.88
31	60	Andrew Hayden	C	1	Austin Healey 3000 Mk2	2:42.606	9	9	26.646	0.607	80.57
32	82	Bob Binfield	C	2	Jaguar E-type	2:43.618	2	3	27.658	1.012	80.08
33	19	Daunt-Gibson	INV	1	Lotus 19	2:43.941	2	9	27.981	0.323	79.92
34	84	Keers-Trafford-Stanley	B	1	MGB	2:46.252	8	9	30.292	2.311	78.81
35	74	Aylett-Farrall	A	9	Divia GT	2:48.026	3	8	32.066	1.774	77.97
36	134	Wetherell-Ferguson	B	2	Triumph TR4	2:53.053	3	3	37.093	5.027	75.71
37	137	Steve Naish	B	3	MGB	2:55.084	2	5	39.124	2.031	74.83
38	12	Johan Denekamp	A	10	Marcos 1800 GT	2:56.398	2	9	40.438	1.314	74.27
39	68	Marc Gordon	C	3	Jaguar XK150	2:58.676	3	3	42.716	2.278	73.33
40	167	Ned Spieker	SRB	6	Lotus 23B	2:59.617	2	3	43.657	0.941	72.94

Car 7 requires a working transponder - Regulation Q.12.2.1 refers.

A 30 second penalty will be applied if not working in the race.

Car 202 - transponder stopped working.

Session Start: 10:44:23 - Finish: 11:27:05

Weather/Track Conditions: Sun/Dry

Circuit: Silverstone Historic Grand Prix

Track Length: 5.857 Km - 3.6394 miles

These results are provisional until the conclusion of any judicial and technical matters.

Clerk of the Course:

Julian Floyd

Timekeeper:

Nick Palmer


Issued at:

Silverstone International Trophy - 20 - 21 May 2017

HSCC Guards Trophy supported by Dunlop Tyres

Qualifying for Race 11 - Sector Analysis

1 John Davison (A)								Lotus Elan 26R							
lap	Sect-1	Speed	Sect-2	Speed	Sect-3	Speed	Laptime Pit	lap	Sect-1	Speed	Sect-2	Speed	Sect-3	Speed	Laptime Pit
1	50.198		1:16.803	117.9	27.921	111.7	2:34.922	3	45.698		1:13.127	123.8	27.367	112.0	2:26.192
2	46.097		1:13.640	123.8	27.342	112.0	2:27.079	4	53.657		1:44.600	85.8	In		3:22.316 P
4 Watson-Kirkaldy (SRD)								Chevron B8							
lap	Sect-1	Speed	Sect-2	Speed	Sect-3	Speed	Laptime Pit	lap	Sect-1	Speed	Sect-2	Speed	Sect-3	Speed	Laptime Pit
1	46.784		1:14.859	127.6	26.732	126.2	2:28.375	6	Out		1:13.706	124.7	27.044	122.0	4:44.655 P
2	43.265		1:10.404	131.1	25.313	126.2	2:18.982	7	44.743		1:12.677	130.3	27.409	120.2	2:24.829
3	41.832		1:08.547	131.8	25.581	125.7	2:15.960	8	44.944		1:16.011	126.1	26.887	120.7	2:27.842
4	42.815		1:17.381	109.8	In		2:37.304 P	9	44.559		1:13.897	125.4	26.801	121.3	2:25.257
5	Out		1:18.310	110.6	In		19:49.393 P	10	45.494		1:13.504	131.1	26.625	123.4	2:25.623
6 Thompson-McClurg (SRD)								Chevron B6							
lap	Sect-1	Speed	Sect-2	Speed	Sect-3	Speed	Laptime Pit	lap	Sect-1	Speed	Sect-2	Speed	Sect-3	Speed	Laptime Pit
1	51.854		1:18.559	111.1	28.095	116.2	2:38.508	6	48.979		1:18.578	103.1	29.092	106.4	2:36.649
2	45.513		1:16.310	123.4	27.898	118.7	2:29.721	7	48.460		1:18.110	113.2	28.370	105.6	2:34.940
3	46.323		1:15.947	119.6	27.474	117.0	2:29.744	8	49.974		1:19.267	108.8	In		2:50.564 P
4	46.004		1:21.297	93.5	In		2:52.648 P	9	Out		1:12.980	130.1	27.104	120.0	4:46.855 P
5	Out		1:20.087	103.1	29.378	106.6	17:55.673 P	10	44.794		1:14.404	121.6	27.289	119.4	2:26.487
7 Andrew Sharp (SRC)								Elva Mk7S							
lap	Sect-1	Speed	Sect-2	Speed	Sect-3	Speed	Laptime Pit	lap	Sect-1	Speed	Sect-2	Speed	Sect-3	Speed	Laptime Pit
1							2:46.275	3							2:35.529
2							2:36.883	4							
8 Paul Tooms (A)								Lotus Elan							
lap	Sect-1	Speed	Sect-2	Speed	Sect-3	Speed	Laptime Pit	lap	Sect-1	Speed	Sect-2	Speed	Sect-3	Speed	Laptime Pit
1	52.096		1:20.340	110.6	29.070	109.1	2:41.506	6	48.912		1:20.178	114.3	29.067	109.2	2:38.157
2	47.053		1:17.170	118.8	28.608	110.9	2:32.831	7	47.372		1:16.667	121.6	28.683	109.6	2:32.722
3	47.062		1:15.467	120.5	28.952	111.3	2:31.481	8	47.034		1:16.204	121.4	28.952	109.2	2:32.190
4	47.447		1:17.675	109.3	In		2:41.817 P	9	46.493		1:16.018	121.8	28.240	111.3	2:30.751
5	Out		1:19.909	110.4	30.594	108.9	18:51.834 P	10	47.403		1:15.699	116.5	In		2:42.929 P
10 Stuart Tizzard (SRB)								Lotus 23B							
lap	Sect-1	Speed	Sect-2	Speed	Sect-3	Speed	Laptime Pit	lap	Sect-1	Speed	Sect-2	Speed	Sect-3	Speed	Laptime Pit
1	49.729		1:20.816	106.2	29.745	117.0	2:40.290	6	50.554		1:24.333	107.0	29.994	106.1	2:44.881
2	48.329		1:17.681	115.3	29.158	118.7	2:35.168	7	49.915		1:25.745	110.7	31.275	102.3	2:46.935
3	47.504		1:17.988	117.5	28.708	118.1	2:34.200	8	51.710		1:24.087	111.8	30.984	103.7	2:46.781
4	18:36.504		1:32.954	88.9	34.315	97.1	20:43.773 P	9	50.430		1:24.721	110.6	30.108	105.4	2:45.259
5	52.160		1:27.591	106.2	29.962	107.3	2:49.713	10							
12 Johan Denekamp (A)								Marcos 1800 GT							
lap	Sect-1	Speed	Sect-2	Speed	Sect-3	Speed	Laptime Pit	lap	Sect-1	Speed	Sect-2	Speed	Sect-3	Speed	Laptime Pit
1	1:03.572		1:34.950	91.1	33.498	91.3	3:12.020	6	57.848		1:34.003	95.3	35.045	89.8	3:06.896
2	55.033		1:28.682	98.0	32.683	96.6	2:56.398	7	57.703		1:34.717	93.6	35.045	89.1	3:07.465
3	55.343		1:34.047	95.1	34.536	87.1	3:03.926	8	57.002		1:34.058	93.7	34.444	89.5	3:05.504
4	17:04.778		1:35.874	92.7	35.923	84.5	19:16.575 P	9	57.990		1:34.156	93.6	34.514	88.3	3:06.660
5	59.057		1:34.587	93.6	35.098	89.0	3:08.742	10							
14 Spiers-Hetherington (D)								TVR Griffith							
lap	Sect-1	Speed	Sect-2	Speed	Sect-3	Speed	Laptime Pit	lap	Sect-1	Speed	Sect-2	Speed	Sect-3	Speed	Laptime Pit
1	53.764		1:18.754	123.6	27.336	120.9	2:39.854	7	46.446		1:15.504	123.1	28.387	118.9	2:30.337
2	46.697		1:13.638	134.5	27.351	120.0	2:27.686	8	45.860		1:15.742	123.1	28.236	121.1	2:29.838
3	45.364		1:13.769	121.1	27.947	119.1	2:27.080	9	45.248		1:14.529	124.7	27.858	121.8	2:27.635
4	45.980		1:16.449	117.1	28.751	114.4	2:31.180	10	44.316		1:18.952	107.9	29.156	117.9	2:32.424
5	16:10.464		1:20.618	112.8	29.695	110.9	18:00.777 P	11	44.816		1:13.274	131.6	27.428	122.0	2:25.518
6	47.053		1:17.992	113.2	29.292	115.2	2:34.337	12							



Session Start: 10:44:23 - Finish: 11:27:05

Weather/Track Conditions: Sun / Dry

Circuit: Silverstone Historic Grand Prix

Track Length: 5.857 Km - 3.6394 miles

Silverstone International Trophy - 20 - 21 May 2017

HSCC Guards Trophy supported by Dunlop Tyres

Qualifying for Race 11 - Sector Analysis

16 Phillip Nelson (SRD)							Chevron B8										
Lap	Sect-1	Speed	Sect-2	Speed	Sect-3	Speed	Laptime	Pit	Lap	Sect-1	Speed	Sect-2	Speed	Sect-3	Speed	Laptime	Pit
1	51.341		1:21.597	119.4	28.222	112.8	2:41.160		7	46.457		1:17.431	121.6	27.725	116.6	2:31.613	
2	47.287		1:16.500	117.7	27.121	116.2	2:30.908		8	46.072		1:16.538	122.5	27.516	116.0	2:30.126	
3	46.375		1:16.027	121.1	26.955	115.8	2:29.357		9	46.031		1:16.116	126.4	27.050	118.7	2:29.197	
4	46.727		1:17.461	119.2	28.125	113.8	2:32.313		10	46.068		1:15.779	117.9	27.553	117.0	2:29.400	
5	17:28.111		1:19.141	121.4	28.786	114.4	19:16.038	P	11	45.677		1:15.462	121.4	27.378	116.4	2:28.517	
6	48.396		1:16.695	122.5	27.740	116.2	2:32.831		12								

19 Daunt-Gibson (INV)							Lotus 19										
Lap	Sect-1	Speed	Sect-2	Speed	Sect-3	Speed	Laptime	Pit	Lap	Sect-1	Speed	Sect-2	Speed	Sect-3	Speed	Laptime	Pit
1	58.140		1:27.780	113.4	29.986	104.2	2:55.906		6			113.4		31.054	108.2	2:52.198	
2	51.126		1:22.559	112.8	30.256	105.4	2:43.941		7			101.2		32.496	106.2	2:55.855	
3	50.364		1:24.711	112.0	31.045	101.6	2:46.120		8	51.138		1:30.224	104.5	31.802	104.7	2:53.164	
4	18:15.394		1:32.084	99.6	32.240	106.8	20:19.718	P	9			102.9		32.038	103.6	2:52.561	
5	52.721		1:28.811	108.4	32.195	101.2	2:53.727		10								


22 Merrick-Milicevic (SRB)							Elva Mk7										
Lap	Sect-1	Speed	Sect-2	Speed	Sect-3	Speed	Laptime	Pit	Lap	Sect-1	Speed	Sect-2	Speed	Sect-3	Speed	Laptime	Pit
1	47.784		1:17.025	113.6	28.562	117.0	2:33.371		6	53.231		1:24.771	103.9	30.895	106.9	2:48.897	
2	48.029		1:15.840	114.5	27.635	116.8	2:31.504		7	51.134		1:23.022	114.1	30.752	107.8	2:44.908	
3	46.084		1:15.482	119.0	27.245	115.8	2:28.811		8	50.897		1:22.693	99.6	In		2:57.019	P
4	46.453		1:15.900	110.4	28.394	114.0	2:30.747		9	Out		1:16.024	121.1	28.025	116.8	4:28.845	P
5	15:45.263		1:28.795	95.1	32.088	101.5	17:46.146	P	10	45.590		1:13.866	119.6	28.143	112.0	2:27.599	

23 Darren Wilson (SRB)							Lotus 23B										
Lap	Sect-1	Speed	Sect-2	Speed	Sect-3	Speed	Laptime	Pit	Lap	Sect-1	Speed	Sect-2	Speed	Sect-3	Speed	Laptime	Pit
1	48.513		1:16.154	121.8	27.776	113.0	2:32.443		7	46.673		1:16.371	122.7	27.910	113.4	2:30.954	
2	45.979		1:14.586	120.7	29.347	109.8	2:29.912		8	46.406		1:15.948	122.9	28.037	112.4	2:30.391	
3	47.053		1:14.074	122.9	28.227	112.4	2:29.354		9	46.202		1:16.531	117.3	28.452	114.4	2:31.185	
4	46.531		1:18.991	107.2	30.232	107.5	2:35.754		10	45.922		1:16.906	122.2	27.807	114.0	2:30.635	
5	16:51.286		1:18.576	119.2	28.954	110.7	18:38.816	P	11	46.037		1:17.777	119.2	28.292	112.4	2:32.106	
6	47.992		1:19.934	114.5	28.523	111.7	2:36.449		12								

25 Hibberd M-Hibberd A (SRB)							Lotus 23B										
Lap	Sect-1	Speed	Sect-2	Speed	Sect-3	Speed	Laptime	Pit	Lap	Sect-1	Speed	Sect-2	Speed	Sect-3	Speed	Laptime	Pit
1	48.385		1:17.932	128.6	27.562	118.3	2:33.879		7	45.090		1:14.528	130.1	27.377	121.3	2:26.995	
2	45.011		1:14.395	115.1	27.729	120.7	2:27.135		8	54.415		1:14.762	129.8	27.379	118.9	2:36.556	
3	44.677		1:12.799	130.8	27.211	119.8	2:24.687		9	46.035		1:16.213	126.9	27.706	118.9	2:29.954	
4	45.376		1:15.384	129.3	28.277	115.2	2:29.037		10	44.937		1:12.467	126.1	27.746	119.4	2:25.150	
5	16:06.843		1:15.404	118.1	28.936	115.8	17:51.183	P	11	44.747		1:12.290	131.8	27.099	118.5	2:24.136	
6	46.314		1:15.842	129.6	28.048	120.0	2:30.204		12								

26 Ian Bankhurst (A)							Lotus Elan 26R										
Lap	Sect-1	Speed	Sect-2	Speed	Sect-3	Speed	Laptime	Pit	Lap	Sect-1	Speed	Sect-2	Speed	Sect-3	Speed	Laptime	Pit
1	56.016		1:23.831	104.0	30.224	103.7	2:50.071		6	48.866		1:21.611	113.0	29.265	105.1	2:39.742	
2	51.755		1:21.098	106.4	30.243	99.6	2:43.096		7	48.804		1:19.758	113.2	29.069	105.4	2:37.631	
3	50.921		1:20.387	107.5	28.929	102.8	2:40.237		8	48.176		1:19.218	114.9	28.568	107.1	2:35.962	
4	18:41.579		1:23.978	106.5	29.555	103.4	20:35.112	P	9	48.105		1:19.741	114.3	29.606	104.7	2:37.452	
5	49.978		1:24.539	112.0	29.226	104.9	2:43.743		10								

34 James Schryver (SRD)							Chevron B8										
Lap	Sect-1	Speed	Sect-2	Speed	Sect-3	Speed	Laptime	Pit	Lap	Sect-1	Speed	Sect-2	Speed	Sect-3	Speed	Laptime	Pit
1	49.822		1:14.326	124.3	26.865	115.6	2:31.013		6	45.251		1:13.839	129.6	26.887	120.2	2:25.977	
2	45.035		1:11.962	127.1	26.088	120.5	2:23.085		7	44.431		1:13.408	129.8	26.938	119.6	2:24.777	
3	43.768		1:11.816	130.6	26.557	120.2	2:22.141		8	45.990		1:13.074	119.8	27.757	119.4	2:26.821	
4	50.940		1:23.126	112.4	In		2:53.326	P	9	44.339		1:11.999	128.8	26.733	120.0	2:23.071	
5	Out		1:15.767	122.5	29.281	113.8	18:48.405	P	10	46.717		1:18.947	109.3	In		2:42.034	P



Session Start: 10:44:23 - Finish: 11:27:05

Weather/Track Conditions: Sun / Dry

Circuit: Silverstone Historic Grand Prix

Track Length: 5.857 Km - 3.6394 miles

Silverstone International Trophy - 20 - 21 May 2017

HSCC Guards Trophy supported by Dunlop Tyres

Qualifying for Race 11 - Sector Analysis

36 Andrew Garside (A)							Lotus Elan GTS										
lap	Sect-1	Speed	Sect-2	Speed	Sect-3	Speed	Laptime	Pit	lap	Sect-1	Speed	Sect-2	Speed	Sect-3	Speed	Laptime	Pit
1	52.808		1:24.458	114.5	29.011	110.0	2:46.277		5	16:12.885		1:21.235	113.2	29.967	105.6	18:04.087	P
2	47.498		1:21.917	113.2	28.793	110.0	2:38.208		6	50.988		1:30.407	102.8	In		3:03.002	P
3	47.661		1:17.082	116.5	28.605	107.8	2:33.348		7	Out		1:24.356	119.2	35.484	105.4	4:53.790	P
4	47.108		1:18.121	116.5	29.173	109.1	2:34.402		8	1:00.776		1:43.489	91.3	In		3:26.299	P

37 Gardiner-Cox (D)							TVR Griffith										
lap	Sect-1	Speed	Sect-2	Speed	Sect-3	Speed	Laptime	Pit	lap	Sect-1	Speed	Sect-2	Speed	Sect-3	Speed	Laptime	Pit
1	46.390		1:13.469	124.7	27.044	125.5	2:26.903		6	47.866		1:17.215	115.7	29.179	116.0	2:34.260	
2	44.375		1:13.010	123.8	26.891	124.3	2:24.276		7	45.311		1:14.975	122.5	27.710	118.7	2:27.996	
3	44.404		1:12.549	122.2	27.126	123.6	2:24.079		8	45.322		1:13.516	127.6	35.374	117.2	2:34.212	
4	49.794		1:19.915	109.5	In		2:47.051	P	9	44.731		1:12.472	129.3	26.905	118.3	2:24.108	
5	Out		1:20.164	111.8	28.976	112.8	18:02.739	P	10	50.314		1:26.432	84.4	In		2:59.075	P


38 Ugo-Bernberg (SRD)							Chevron B8										
lap	Sect-1	Speed	Sect-2	Speed	Sect-3	Speed	Laptime	Pit	lap	Sect-1	Speed	Sect-2	Speed	Sect-3	Speed	Laptime	Pit
1	52.016		1:15.871	118.1	28.137	117.0	2:36.024		7	46.537		1:16.387	124.7	27.499	114.6	2:30.423	
2	48.050		1:13.895	128.8	26.613	116.0	2:28.558		8	46.514		1:15.097	126.1	27.688	116.4	2:29.299	
3	46.067		1:12.770	129.3	26.805	119.4	2:25.642		9	46.303		1:14.619	128.1	27.893	116.2	2:28.815	
4	45.373		1:13.258	115.1	27.407	118.7	2:26.038		10	46.106		1:13.807	126.1	28.028	108.3	2:27.941	
5	16:19.768		1:20.203	95.9	29.973	110.2	18:09.944	P	11	45.806		1:13.969	120.7	27.450	117.0	2:27.225	
6	46.990		1:15.261	126.6	27.675	116.4	2:29.926		12								

41 Brian Casey (SRE)							Lenham P69										
lap	Sect-1	Speed	Sect-2	Speed	Sect-3	Speed	Laptime	Pit	lap	Sect-1	Speed	Sect-2	Speed	Sect-3	Speed	Laptime	Pit
1	52.874		1:20.960	107.2	29.927	106.2	2:43.761		6	48.213		1:15.606	118.4	27.680	112.0	2:31.499	
2	48.424		1:17.870	113.7	27.643	110.5	2:33.937		7	47.157		1:15.727	106.7	28.002	113.6	2:30.886	
3	47.938		1:15.316	120.7	28.013	100.4	2:31.267		8	46.625		1:14.797	120.1	27.658	110.2	2:29.080	
4	18:20.195		1:18.085	111.5	28.771	106.4	20:07.051	P	9	47.733		1:14.437	120.9	28.122	113.6	2:30.292	
5	48.454		1:16.660	108.6	28.148	112.4	2:33.262		10	46.621		1:16.375	115.5	27.898	113.4	2:30.894	

42 Colman M-Colman C (SRD)							Chevron B8										
lap	Sect-1	Speed	Sect-2	Speed	Sect-3	Speed	Laptime	Pit	lap	Sect-1	Speed	Sect-2	Speed	Sect-3	Speed	Laptime	Pit
1				94.5	32.495	99.2	3:07.005		6				129.6	32.633	113.4	2:29.444	
2				109.3	29.474	107.6	2:49.785		7				129.1	27.518	118.3	2:24.498	
3				119.2	29.452	109.6	2:44.110		8				129.3	27.002	118.5	2:24.354	
4	Out		In	121.6	28.480	116.4	18:20.422	P	9				129.8	26.890	117.9	2:22.132	
5				126.9	27.734	111.3	2:27.703		10				125.9	28.334	115.2	2:26.439	

43 Jones C-Jones A (SRC)							Elva Mk7S										
lap	Sect-1	Speed	Sect-2	Speed	Sect-3	Speed	Laptime	Pit	lap	Sect-1	Speed	Sect-2	Speed	Sect-3	Speed	Laptime	Pit
1				109.1	30.343	107.6	2:50.640		6				102.5	29.945	107.5	2:45.017	
2				99.0	31.800	110.0	2:50.991		7				110.4	29.885	113.8	2:40.972	
3				67.6	38.831	92.6	3:05.919		8				94.4	30.667	107.8	2:43.528	
4	Out		In	96.4	33.135	104.2	19:39.685	P	9				105.4	30.431	110.2	2:41.545	
5				101.7	30.322	111.3	2:45.056		10								

46 Michael Whitaker (D)							TVR Griffith										
lap	Sect-1	Speed	Sect-2	Speed	Sect-3	Speed	Laptime	Pit	lap	Sect-1	Speed	Sect-2	Speed	Sect-3	Speed	Laptime	Pit
1	51.032		1:15.881	116.9	28.114	118.7	2:35.027		6	44.605		1:12.937	128.8	27.570	122.0	2:25.112	
2	49.142		1:16.273	115.1	31.994	87.1	2:37.409		7	43.832		1:12.761	121.8	27.469	118.1	2:24.062	
3	45.306		1:13.855	121.8	In		2:32.234	P	8	49.728		1:31.915	97.4	34.385	123.9	2:56.028	
4	Out		1:22.263	108.1	30.965	118.1	19:55.358	P	9	43.700		1:20.896	100.5	28.507	124.3	2:33.103	
5	45.662		1:14.773	126.4	28.888	122.0	2:29.323		10	43.925		1:12.092	125.2	26.833	127.5	2:22.850	



Session Start: 10:44:23 - Finish: 11:27:05

Weather/Track Conditions: Sun / Dry

Circuit: Silverstone Historic Grand Prix

Track Length: 5.857 Km - 3.6394 miles

Silverstone International Trophy - 20 - 21 May 2017

HSCC Guards Trophy supported by Dunlop Tyres

Qualifying for Race 11 - Sector Analysis

49 Schryver M-Schryver W (SRD)							Chevron B6										
lap	Sect-1	Speed	Sect-2	Speed	Sect-3	Speed	Laptime	Pit	lap	Sect-1	Speed	Sect-2	Speed	Sect-3	Speed	Laptime	Pit
1	52.097		1:14.976	115.7	28.109	114.0	2:35.182		5	16:11.637		1:14.849	117.3	27.892	114.6	17:54.378	P
2	45.809		1:14.177	129.1	26.946	118.1	2:26.932		6	44.318		1:12.684	125.9	27.817	117.6	2:24.819	
3	44.041		1:11.854	130.3	26.949	117.9	2:22.844		7	53.323		1:14.678	125.4	26.920	117.4	2:34.921	
4	43.943		1:14.436	126.6	27.199	118.5	2:25.578		8	44.694		1:14.783	124.3	In		2:32.855	P

50 Brooks K-Brooks B (A)							Lotus Elan										
lap	Sect-1	Speed	Sect-2	Speed	Sect-3	Speed	Laptime	Pit	lap	Sect-1	Speed	Sect-2	Speed	Sect-3	Speed	Laptime	Pit
1	53.736		1:26.599	87.6	31.382	109.1	2:51.717		6	55.678		1:30.984	97.8	33.323	100.3	2:59.985	
2	49.943		1:19.971	114.1	29.394	109.6	2:39.308		7	54.338		1:28.393	106.7	32.397	100.9	2:55.128	
3	48.990		1:19.142	118.8	28.524	109.4	2:36.656		8	55.131		1:31.930	100.5	33.058	100.3	3:00.119	
4	18:36.637		1:31.476	92.2	33.680	96.0	20:41.793	P	9	53.228		1:30.093	97.8	32.502	94.2	2:55.823	
5	57.256		1:33.320	93.9	34.113	91.9	3:04.689		10								

55 Shaw-Barter (A)							Lotus Elan GTS										
lap	Sect-1	Speed	Sect-2	Speed	Sect-3	Speed	Laptime	Pit	lap	Sect-1	Speed	Sect-2	Speed	Sect-3	Speed	Laptime	Pit
1	52.648		1:22.288	111.8	29.066	107.1	2:44.002		6	48.002		1:15.659	122.2	28.439	109.8	2:32.100	
2	52.050		1:18.805	117.5	28.833	108.3	2:39.688		7	47.119		1:15.258	119.8	28.678	110.3	2:31.055	
3	48.341		1:17.084	116.5	28.663	109.1	2:34.088		8	46.444		1:14.712	121.4	28.252	110.5	2:29.408	
4	18:31.605		1:19.454	112.4	29.371	105.9	20:20.430	P	9	46.386		1:15.666	120.1	28.479	110.9	2:30.531	
5	48.303		1:18.587	115.1	28.513	108.3	2:35.403		10	46.207		1:14.543	121.8	27.791	111.7	2:28.541	


59 Brooks-Beebee (SRD)							Chevron B8										
lap	Sect-1	Speed	Sect-2	Speed	Sect-3	Speed	Laptime	Pit	lap	Sect-1	Speed	Sect-2	Speed	Sect-3	Speed	Laptime	Pit
1	51.054		1:17.172	128.1	26.865	115.2	2:35.091		7	44.311		1:12.486	129.6	27.672	116.6	2:24.469	
2	44.692		1:10.132	129.1	27.088	120.5	2:21.912		8	45.721		1:11.171	129.1	27.199	118.5	2:24.091	
3	43.339		1:12.303	131.1	26.075	120.2	2:21.717		9	44.261		1:10.264	131.1	25.834	120.9	2:20.359	
4	44.553		1:12.921	131.3	27.464	115.2	2:24.938		10	43.759		1:09.576	132.6	27.507	113.2	2:20.842	
5	17:05.819		1:27.788	113.2	28.659	112.6	19:02.266	P	11	44.775		1:10.209	131.3	26.135	119.8	2:21.119	
6	46.006		1:15.174	129.3	26.730	117.6	2:27.910		12								

60 Andrew Hayden (C)							Austin Healey 3000 Mk2										
lap	Sect-1	Speed	Sect-2	Speed	Sect-3	Speed	Laptime	Pit	lap	Sect-1	Speed	Sect-2	Speed	Sect-3	Speed	Laptime	Pit
1	56.883		1:28.140	107.2	31.260	103.9	2:56.283		6	52.596		1:21.644	115.5	30.976	104.9	2:45.216	
2	50.535		1:23.495	112.0	30.639	104.6	2:44.669		7	50.624		1:21.768	107.5	31.419	104.6	2:43.811	
3	51.063		1:26.192	109.5	33.001	97.0	2:50.256		8	50.639		1:22.551	113.0	31.363	105.1	2:44.553	
4	18:25.853		1:26.058	110.2	33.361	103.4	20:25.272	P	9	50.013		1:21.656	108.9	30.937	103.2	2:42.606	
5	50.757		1:24.777	111.8	32.203	100.9	2:47.737		10								

65 Hales-Thompson (D)							TVR Griffith										
lap	Sect-1	Speed	Sect-2	Speed	Sect-3	Speed	Laptime	Pit	lap	Sect-1	Speed	Sect-2	Speed	Sect-3	Speed	Laptime	Pit
1	48.426		1:17.473	121.1	28.200	118.9	2:34.099		6	Out		1:14.978	119.8	28.347	120.7	4:42.555	P
2	46.757		1:16.375	116.1	28.489	118.9	2:31.621		7	44.928		1:14.545	121.8	27.849	123.6	2:27.322	
3	45.774		1:16.279	120.3	27.763	123.2	2:29.816		8	45.040		1:14.474	122.2	27.672	123.4	2:27.186	
4	45.840		1:17.636	122.5	28.527	120.7	2:32.003		9	44.530		1:19.188	110.0	28.550	123.9	2:32.268	
5	16:26.734		1:19.023	99.9	In		18:24.052	P	10	44.619		1:13.233	122.2	27.684	124.3	2:25.536	

67 Smith A-Smith T (A)							Marcos 1800 GT										
lap	Sect-1	Speed	Sect-2	Speed	Sect-3	Speed	Laptime	Pit	lap	Sect-1	Speed	Sect-2	Speed	Sect-3	Speed	Laptime	Pit
1	57.800		1:29.633	91.1	32.119	104.2	2:59.552		6	46.701		1:15.766	121.4	28.549	109.6	2:31.016	
2	51.415		1:24.127	101.2	30.763	107.5	2:46.305		7	46.654		1:16.158	120.3	28.480	110.7	2:31.292	
3	47.650		1:16.960	120.1	28.742	109.1	2:33.352		8	46.527		1:15.658	119.8	28.446	109.8	2:30.631	
4	17:48.600		1:20.779	114.5	29.435	108.2	19:38.814	P	9	46.628		1:15.129	120.3	28.513	108.9	2:30.270	
5	48.390		1:19.034	120.5	28.734	110.5	2:36.158		10	46.379		1:14.757	120.7	28.403	109.8	2:29.539	

68 Marc Gordon (C)							Jaguar XK150										
lap	Sect-1	Speed	Sect-2	Speed	Sect-3	Speed	Laptime	Pit	lap	Sect-1	Speed	Sect-2	Speed	Sect-3	Speed	Laptime	Pit
1	56.972		1:31.884	95.7	33.456	88.6	3:02.312		3	53.940		1:30.840	94.9	33.896	92.5	2:58.676	
2	1:00.066		1:25.989	103.2	32.925	95.6	2:58.980		4								



Session Start: 10:44:23 - Finish: 11:27:05

Weather/Track Conditions: Sun / Dry

Circuit: Silverstone Historic Grand Prix

Track Length: 5.857 Km - 3.6394 miles

Silverstone International Trophy - 20 - 21 May 2017

HSCC Guards Trophy supported by Dunlop Tyres

Qualifying for Race 11 - Sector Analysis

74 Aylett-Farrall (A)							Diva GT										
Lap	Sect-1	Speed	Sect-2	Speed	Sect-3	Speed	Laptime	Pit	Lap	Sect-1	Speed	Sect-2	Speed	Sect-3	Speed	Laptime	Pit
1	55.052		1:28.014	106.0	30.744	97.9	2:53.810		5	56.655		1:27.732	108.2	32.113	99.5	2:56.500	
2	1:05.486		1:25.272	106.9	30.600	99.6	3:01.358		6	56.614		1:27.419	106.9	31.373	100.7	2:55.406	
3	51.891		1:24.949	107.7	31.186	98.9	2:48.026		7	54.160		1:27.047	107.7	31.311	99.0	2:52.518	
4	20:05.537		1:28.047	107.7	32.507	98.9	22:06.091	P	8	52.536		1:26.047	106.4	30.935	100.9	2:49.518	

75 Voyazides-Hadfield (D)							Shelby Daytona Cobra										
Lap	Sect-1	Speed	Sect-2	Speed	Sect-3	Speed	Laptime	Pit	Lap	Sect-1	Speed	Sect-2	Speed	Sect-3	Speed	Laptime	Pit
1	52.700		1:20.072	111.3	29.081	117.6	2:41.853		7	45.224		1:14.456	134.2	27.758	121.3	2:27.438	
2	46.445		1:18.275	118.1	28.191	120.9	2:32.911		8	44.632		1:13.297	133.9	27.551	122.9	2:25.480	
3	45.110		1:14.701	124.0	28.253	120.2	2:28.064		9	46.514		1:12.611	137.0	27.463	120.0	2:26.588	
4	45.308		1:15.874	118.6	28.383	119.1	2:29.565		10	44.282		1:12.546	136.1	27.219	122.5	2:24.047	
5	15:43.929		1:15.921	122.0	29.023	118.3	17:28.873	P	11	44.239		1:12.050	133.2	27.490	122.7	2:23.779	
6	46.236		1:15.673	133.2	28.000	121.8	2:29.909		12								

77 Brooks B-Brooks V (SRB)							Merlyn Mk6										
Lap	Sect-1	Speed	Sect-2	Speed	Sect-3	Speed	Laptime	Pit	Lap	Sect-1	Speed	Sect-2	Speed	Sect-3	Speed	Laptime	Pit
1	53.743		1:19.843	115.5	28.882	111.8	2:42.468		7	48.445		1:18.460	125.0	28.722	114.8	2:35.627	
2	47.426		1:18.901	117.3	28.950	113.0	2:35.277		8	47.221		1:18.035	122.2	27.808	118.1	2:33.064	
3	47.651		1:17.789	120.3	27.768	115.0	2:33.208		9	46.480		1:18.145	119.4	27.813	116.2	2:32.438	
4	46.846		1:18.010	118.6	28.156	112.2	2:33.012		10	46.445		1:15.747	122.9	27.836	117.9	2:30.028	
5	16:08.867		1:21.694	110.0	30.458	107.3	18:01.019	P	11	46.438		1:15.880	126.9	27.551	120.2	2:29.869	
6	48.109		1:38.194	113.4	30.416	109.1	2:56.719		12								

82 Bob Binfield (C)							Jaguar E-type										
Lap	Sect-1	Speed	Sect-2	Speed	Sect-3	Speed	Laptime	Pit	Lap	Sect-1	Speed	Sect-2	Speed	Sect-3	Speed	Laptime	Pit
1	56.303		1:27.753	99.3	31.789	105.9	2:55.845		3	1:02.569		1:27.018	97.1	33.947	92.8	3:03.534	
2	50.304		1:21.899	103.6	31.415	104.9	2:43.618		4								


84 Keers-Trafford-Stanley (B)							MGB										
Lap	Sect-1	Speed	Sect-2	Speed	Sect-3	Speed	Laptime	Pit	Lap	Sect-1	Speed	Sect-2	Speed	Sect-3	Speed	Laptime	Pit
1	58.262		1:32.957	101.8	33.656	92.1	3:04.875		6	52.748		1:26.412	105.0	31.559	95.9	2:50.719	
2	58.804		1:31.409	102.5	33.234	93.7	3:03.447		7	52.738		1:31.664	71.2	32.716	95.7	2:57.118	
3	57.430		1:31.704	102.8	33.450	90.0	3:02.584		8	51.842		1:23.419	106.0	30.991	95.7	2:46.252	
4	17:26.405		1:28.949	103.7	32.683	94.0	19:28.037	P	9	52.032		1:23.545	104.7	30.785	96.7	2:46.362	
5	53.428		1:25.190	105.0	31.641	94.5	2:50.259		10								

118 Flewitt-Myers (A)							Lotus Elan										
Lap	Sect-1	Speed	Sect-2	Speed	Sect-3	Speed	Laptime	Pit	Lap	Sect-1	Speed	Sect-2	Speed	Sect-3	Speed	Laptime	Pit
1	53.796		1:30.045	101.8	30.312	103.9	2:54.153		6	54.482		1:29.518	93.6	33.652	98.9	2:57.652	
2	50.560		1:21.719	112.0	29.720	104.6	2:41.999		7	55.067		1:29.714	97.1	33.197	98.9	2:57.978	
3	49.905		1:22.898	110.2	29.756	103.1	2:42.559		8	54.548		1:30.141	94.3	32.375	100.6	2:57.064	
4	18:40.893		1:30.462	98.7	32.707	98.9	20:44.062	P	9	53.285		1:26.958	100.8	32.532	99.5	2:52.775	
5	54.796		1:31.433	96.7	33.423	97.1	2:59.652		10								

134 Wetherell-Ferguson (B)							Triumph TR4										
Lap	Sect-1	Speed	Sect-2	Speed	Sect-3	Speed	Laptime	Pit	Lap	Sect-1	Speed	Sect-2	Speed	Sect-3	Speed	Laptime	Pit
1	57.835		1:27.381	92.8	32.276	87.8	2:57.492		3	53.717		1:26.485	96.3	32.851	86.1	2:53.053	
2	57.045		1:27.850	94.8	31.351	90.8	2:56.246		4								

137 Steve Naish (B)							MGB										
Lap	Sect-1	Speed	Sect-2	Speed	Sect-3	Speed	Laptime	Pit	Lap	Sect-1	Speed	Sect-2	Speed	Sect-3	Speed	Laptime	Pit
1	59.552		1:28.790	98.1	32.210	96.4	3:00.552		4	17:57.873		1:32.201	85.9	34.533	94.1	20:04.607	P
2	54.794		1:26.582	100.8	33.708	94.2	2:55.084		5	58.373		1:29.581	83.7	In		3:21.142	P
3	58.542		1:30.785	83.4	36.571	76.1	3:05.898		6								

167 Ned Spieker (SRB)							Lotus 23B										
Lap	Sect-1	Speed	Sect-2	Speed	Sect-3	Speed	Laptime	Pit	Lap	Sect-1	Speed	Sect-2	Speed	Sect-3	Speed	Laptime	Pit
1	58.108		1:36.443	82.6	33.514	92.9	3:08.065		3	59.977		2:06.857	82.8	In		3:49.264	P
2	55.751		1:31.490	95.7	32.376	97.0	2:59.617		4								



Session Start: 10:44:23 - Finish: 11:27:05

Weather/Track Conditions: Sun / Dry

Circuit: Silverstone Historic Grand Prix


Track Length: 5.857 Km - 3.6394 miles

Silverstone International Trophy - 20 - 21 May 2017

HSCC Guards Trophy supported by Dunlop Tyres

Qualifying for Race 11 - Sector Analysis

202 Gomes-Claridge (SRE)							Lotus 47 GT										
Lap	Sect-1	Speed	Sect-2	Speed	Sect-3	Speed	Laptime	Pit	Lap	Sect-1	Speed	Sect-2	Speed	Sect-3	Speed	Laptime	Pit
1	48.962		1:12.598	117.9	26.905	118.1	2:28.465		5	47.972		1:23.684	112.8	28.657	113.4	2:40.313	
2	55.875		1:12.875	121.4	27.989		2:36.739		6	46.528		1:19.032	108.6	28.599	115.2	2:34.159	
3	24:49.342		1:26.098	100.2	29.390	112.4	26:44.830		7	45.529		1:20.442	107.2	29.354	103.4	2:35.325	
4	53.055		1:20.840	100.9	29.463	112.2	2:43.358		8	48.947		1:18.142	110.0	29.681	102.3	2:36.770	




Silverstone International Trophy - 20 - 21 May 2017

HSCC Guards Trophy supported by Dunlop Tyres

Qualifying for Race 11 - Best Sector Times

SECTOR 1			SECTOR 2			SECTOR 3			IDEAL / BEST LAP COMPARISON						
NO	TIME	LAP	NO	TIME	LAP	NO	TIME	LAP	NO	NAME	BEST	IN	IDEAL	DIFF	
1	4	41.832	3	4	1:08.547	3	4	25.313	2	4	Watson-Kirkaldy	2:15.960	3	2:15.692	+0.268
2	59	43.339	3	59	1:09.576	10	59	25.834	9	59	Brooks-Beebee	2:20.359	9	2:18.749	+1.610
3	46	43.700	9	34	1:11.816	3	34	26.088	2	42	Colman M-Colman (2:22.132	9		+
4	34	43.768	3	49	1:11.854	3	38	26.613	2	34	James Schryver	2:22.141	3	2:21.672	+0.469
5	49	43.943	4	75	1:12.050	11	46	26.833	10	49	Schryver M-Schryve	2:22.844	3	2:22.717	+0.127
6	75	44.239	11	46	1:12.092	10	42	26.890	9	46	Michael Whitaker	2:22.850	10	2:22.625	+0.225
7	14	44.316	10	25	1:12.290	11	37	26.891	2	75	Voyazides-Hadfield	2:23.779	11	2:23.508	+0.271
8	37	44.375	2	37	1:12.472	9	202	26.905	1	37	Gardiner-Cox	2:24.079	3	2:23.738	+0.341
9	65	44.530	9	202	1:12.598	1	49	26.920	7	25	Hibberd M-Hibberd /	2:24.136	11	2:24.066	+0.070
10	25	44.677	3	38	1:12.770	3	16	26.955	3	14	Spiers-Hetherington	2:25.518	11	2:24.926	+0.592
11	6	44.794	10	6	1:12.980	9	25	27.099	11	65	Hales-Thompson	2:25.536	10	2:25.435	+0.101
12	38	45.373	4	1	1:13.127	3	6	27.104	9	38	Ugo-Bernberg	2:25.642	3	2:24.756	+0.886
13	202	45.529	7	65	1:13.233	10	75	27.219	10	1	John Davison	2:26.192	3	2:26.167	+0.025
14	22	45.590	10	14	1:13.274	11	22	27.245	3	6	Thompson-McClurg	2:26.487	10	2:24.878	+1.609
15	16	45.677	11	22	1:13.866	10	14	27.336	1	22	Merrick-Milicevic	2:27.599	10	2:26.701	+0.898
16	1	45.698	3	23	1:14.074	3	1	27.342	2	202	Gomes-Claridge	2:28.465	1	2:25.032	+3.433
17	23	45.922	10	41	1:14.437	9	77	27.551	11	16	Phillip Nelson	2:28.517	11	2:28.094	+0.423
18	55	46.207	10	55	1:14.543	10	41	27.643	2	55	Shaw -Barter	2:28.541	10	2:28.541	+0.000
19	67	46.379	10	67	1:14.757	10	65	27.672	8	41	Brian Casey	2:29.080	8	2:28.701	+0.379
20	77	46.438	11	16	1:15.462	11	23	27.776	1	23	Darren Wilson	2:29.354	3	2:27.772	+1.582
21	8	46.493	9	8	1:15.467	3	55	27.791	10	67	Smith A-Smith T	2:29.539	10	2:29.539	+0.000
22	41	46.621	10	77	1:15.747	10	8	28.240	9	77	Brooks B-Brooks V	2:29.869	11	2:29.736	+0.133
23	36	47.108	4	36	1:17.082	3	67	28.403	10	8	Paul Tooms	2:30.751	9	2:30.200	+0.551
24	10	47.504	3	10	1:17.681	2	50	28.524	3	36	Andrew Garside	2:33.348	3	2:32.795	+0.553
25	26	48.105	9	50	1:19.142	3	26	28.568	8	10	Stuart Tizzard	2:34.200	3	2:33.893	+0.307
26	50	48.990	3	26	1:19.218	8	36	28.605	3	7	Andrew Sharp	2:35.529	3		+
27	118	49.905	3	60	1:21.644	6	10	28.708	3	26	Ian Bankhurst	2:35.962	8	2:35.891	+0.071
28	60	50.013	9	118	1:21.719	2	118	29.720	2	50	Brooks K-Brooks B	2:36.656	3	2:36.656	+0.000
29	82	50.304	2	82	1:21.899	2	43	29.885	7	43	Jones C-Jones A	2:40.972	7		+
30	19	50.364	3	19	1:22.559	2	19	29.986	1	118	Flew itt-Myers	2:41.999	2	2:41.344	+0.655
31	84	51.842	8	84	1:23.419	8	74	30.600	2	60	Andrew Hayden	2:42.606	9	2:42.296	+0.310
32	74	51.891	3	74	1:24.949	3	60	30.639	2	82	Bob Binfield	2:43.618	2	2:43.618	+0.000
33	134	53.717	3	68	1:25.989	2	84	30.785	9	19	Daunt-Gibson	2:43.941	2	2:42.909	+1.032
34	68	53.940	3	134	1:26.485	3	134	31.351	2	84	Keers-Trafford-Stan	2:46.252	8	2:46.046	+0.206
35	137	54.794	2	137	1:26.582	2	82	31.415	2	74	Aylett-Farrall	2:48.026	3	2:47.440	+0.586
36	12	55.033	2	12	1:28.682	2	137	32.210	1	134	Wetherell-Ferguson	2:53.053	3	2:51.553	+1.500
37	167	55.751	2	167	1:31.490	2	167	32.376	2	137	Steve Naish	2:55.084	2	2:53.586	+1.498
38	7			7			12	32.683	2	12	Johan Denekamp	2:56.398	2	2:56.398	+0.000
39	17			17			68	32.925	2	68	Marc Gordon	2:58.676	3	2:52.854	+5.822
40	42			42			7			167	Ned Spieker	2:59.617	2	2:59.617	+0.000
41	43			43			17								



Session Start: 10:44:23 - Finish: 11:27:05

Weather/Track Conditions: Sun / Dry

Circuit: Silverstone Historic Grand Prix

Track Length: 5.857 Km - 3.6394 miles




Silverstone International Trophy - 20 - 21 May 2017

HSCC Guards Trophy supported by Dunlop Tyres

Qualifying for Race 11 - Best Sector Speeds

	NO	SECTOR 1	MPH	NO	SECTOR 2	MPH	NO	SECTOR 3	MPH
1		NO SPEED TRAP		75	Voyazides-Hadfield	137.0	46	Michael Whitaker	127.5
2				14	Spiers-Hetherington	134.5	4	Watson-Kirkaldy	126.2
3				59	Brooks-Beebee	132.6	37	Gardiner-Cox	125.5
4				4	Watson-Kirkaldy	131.8	65	Hales-Thompson	124.3
5				25	Hibberd M-Hibberd A	131.8	75	Voyazides-Hadfield	122.9
6				34	James Schryver	130.6	14	Spiers-Hetherington	122.0
7				49	Schryver M-Schryver W	130.3	25	Hibberd M-Hibberd A	121.3
8				6	Thompson-McClurg	130.1	59	Brooks-Beebee	120.9
9				42	Colman M-Colman C	129.8	34	James Schryver	120.5
10				37	Gardiner-Cox	129.3	77	Brooks B-Brooks V	120.2
11				38	Ugo-Bernberg	129.3	6	Thompson-McClurg	120.0
12				46	Michael Whitaker	128.8	38	Ugo-Bernberg	119.4
13				77	Brooks B-Brooks V	126.9	10	Stuart Tizzard	118.7
14				16	Phillip Nelson	126.4	16	Phillip Nelson	118.7
15				1	John Davison	123.8	42	Colman M-Colman C	118.5
16				23	Darren Wilson	122.9	49	Schryver M-Schryver W	118.5
17				65	Hales-Thompson	122.5	202	Gomes-Claridge	118.1
18				55	Shaw -Barter	122.2	22	Merrick-Milicevic	117.0
19				8	Paul Tooms	121.8	23	Darren Wilson	114.4
20				67	Smith A-Smith T	121.4	43	Jones C-Jones A	113.8
21				202	Gomes-Claridge	121.4	41	Brian Casey	113.6
22				22	Merrick-Milicevic	121.1	1	John Davison	112.0
23				41	Brian Casey	120.9	55	Shaw -Barter	111.7
24				36	Andrew Garside	119.2	8	Paul Tooms	111.3
25				50	Brooks K-Brooks B	118.8	67	Smith A-Smith T	110.7
26				10	Stuart Tizzard	117.5	36	Andrew Garside	110.0
27				26	Ian Bankhurst	116.3	50	Brooks K-Brooks B	109.6
28				60	Andrew Hayden	115.5	26	Ian Bankhurst	108.3
29				19	Daunt-Gibson	113.4	19	Daunt-Gibson	108.2
30				118	Flew itt-Myers	112.0	82	Bob Binfield	105.9
31				43	Jones C-Jones A	110.4	60	Andrew Hayden	105.1
32				74	Aylett-Farrall	108.2	118	Flew itt-Myers	104.6
33				84	Keers-Trafford-Stanley	106.0	74	Aylett-Farrall	100.9
34				82	Bob Binfield	103.6	167	Ned Spieker	97.0
35				68	Marc Gordon	103.2	84	Keers-Trafford-Stanley	96.7
36				137	Steve Naish	100.8	12	Johan Denekamp	96.6
37				12	Johan Denekamp	98.0	137	Steve Naish	96.4
38				134	Wetherell-Ferguson	96.3	68	Marc Gordon	95.6
39				167	Ned Spieker	95.7	134	Wetherell-Ferguson	90.8
40				7	Andrew Sharp	0.0	7	Andrew Sharp	0.0



Session Start: 10:44:23 - Finish: 11:27:05

Weather/Track Conditions: Sun / Dry

Circuit: Silverstone Historic Grand Prix

Track Length: 5.857 Km - 3.6394 miles




Silverstone International Trophy - 20 - 21 May 2017

HSCC Guards Trophy supported by Dunlop Tyres

Qualifying for Race 11 - Best Sector Speeds

41		17	Black-Wainw right	0.0		17	Black-Wainw right	0.0
----	--	----	-------------------	-----	--	----	-------------------	-----



Session Start: 10:44:23 - Finish: 11:27:05
Weather/Track Conditions: Sun / Dry
Circuit: Silverstone Historic Grand Prix
Track Length: 5.857 Km - 3.6394 miles



Silverstone International Trophy - 20 - 21 May 2017

HSCC Guards Trophy supported by Dunlop Tyres Race 11 - Starting Grid

Sheet No:

Start Time : 14:23 - Heat Duration : 40 Minutes

20	40	167 Ned Spieker	39	68	Marc Gordon
19	38	12 Johan Denekamp	37	137	Steve Naish
18	36	134 Wetherell-Ferguson	35	74	Aylett-Farrall
17	34	84 Keers-Trafford-Stanley	33	19	Daunt-Gibson
16	32	82 Bob Binfield	31	60	Andrew Hayden
15	30	118 Flewitt-Myers	29	43	Jones C-Jones A
14	28	50 Brooks K-Brooks B	27	26	Ian Bankhurst
13	26	7 Andrew Sharp	25	10	Stuart Tizzard
12	24	36 Andrew Garside	23	8	Paul Tooms
11	22	77 Brooks B-Brooks V	21	67	Smith A-Smith T
10	20	23 Darren Wilson	19	41	Brian Casey
9	18	55 Shaw-Barter	17	16	Phillip Nelson
8	16	202 Gomes-Claridge	15	22	Merrick-Milicevic
7	14	6 Thompson-McClurg	13	1	John Davison
6	12	38 Ugo-Bernberg	11	65	Hales-Thompson
5	10	14 Spiers-Hetherington	9	25	Hibberd M-Hibberd A
4	8	37 Gardiner-Cox	7	75	Voyazides-Hadfield

*Circuit: Silverstone Historic Grand Prix
Track Length: 5.857 Km - 3.6394 miles*

These results are provisional until the conclusion of any judicial and technical matters.

Clerk of the Course:

Julian Floyd

Timekeeper:

Nick Palmer

Issued at:



Silverstone International Trophy - 20 - 21 May 2017

HSCC Guards Trophy supported by Dunlop Tyres Race 11 - Starting Grid


Sheet No:

Start Time : 14:23 - Heat Duration : 40 Minutes

3	6	46	Michael Whitaker	5	49	Schryver M-Schryver W
2	4	34	James Schryver	3	42	Colman M-Colman C
1	2	59	Brooks-Beebee	1	4	Wat son-Kirkaldy

ROW

Pole Left



These results are provisional until the conclusion of any judicial and technical matters.

Circuit: Silverstone Historic Grand Prix
Track Length: 5.857 Km - 3.6394 miles

Clerk of the Course:

Timekeeper:

Issued at:

Julian Floyd

Nick Palmer




Silverstone International Trophy - 20 - 21 May 2017

HSCC Derek Bell Trophy Race 10 - Starting Grid

Sheet No:

Start Time : 13:50 - Heat Duration : 20 Minutes

8			15	22	Mark Dwyer	
7	14	40	Steven Chaplin	13	41	David Mercer
6	12	71	Simon Taylor	11	4	James Hadfield
5	10	74	Frank Lyons	9	30	Paul Campfield
4	8	17	Mike Bletsoe-Brown	7	21	David Shaw
3	6	7	Neil Glover	5	56	Max Smith Hilliard
2	4	44	Philip Hall	3	65	Jamie Brashaw
1	2	1	Martyn Donn	1	77	Richard Evans

ROW  Pole Left

These results are provisional until the conclusion of any judicial and technical matters.

Circuit: Silverstone Historic Grand Prix
Track Length: 5.857 Km - 3.6394 miles

Clerk of the Course:

Timekeeper:

Issued at:

Julian Floyd

Nick Palmer



Silverstone International Trophy - 20 - 21 May 2017

**HSCC Classic Formula 3 supported by MB Racing Wheels Inc. URS Classic FF2000
Race 12 - Starting Grid**

Sheet No:

Start Time : 15:16 - Heat Duration : 20 Minutes

14		28 47 Andy Langridge		27 27 Glenn Eagling
13		26 34 Peter Finnigan		25 44 Paul Tonkin
12		24 78 Jeremy Caine		23 11 Stuart Boyer
11		22 36 David Karaskas		21 98 Rodney Toft
10		20 31 Stephen Pegram		19 50 Clive Wood
9		18 70 Richard Smeeton		17 147 Louis Hanjoul
8		16 126 Harry Bishop		15 75 Adrian Langridge
7		14 93 Rudolf Ernst		13 22 Jon Finch
6		12 12 Drew Cameron		11 38 Hugh Price
5		10 18 Tom Smith		9 8 David Thorburn
4		8 97 Benjamin Tusting		7 35 Marc Mercer
3		6 20 Gaius Ghinn		5 82 Paul Smith
2		4 17 Keith White		3 1 Simon Jackson
1		2 3 David Shaw		1 7 Richard Trott
ROW		Pole Left		

Car 41 withdrawn.

*Circuit: Silverstone Historic Grand Prix
Track Length: 5.857 Km - 3.6394 miles*

These results are provisional until the conclusion of any judicial and technical matters.

Clerk of the Course:

Julian Floyd

Timekeeper:

Nick Palmer

Issued at:

Silverstone International Trophy - 20 - 21 May 2017

GT & Sports Car Cup supported by Denis Welch Motorsport & John Clark Motor Group

Race 9 - Classification

Sheet No:

POS	NO	DRIVER/S	CLASS	CLASS POS	CAR MAKE / MODEL	TIME	LAPS	GAP	DIFF	MPH	BEST	ON
1	76	Bremner R-Bremner D-Reid	GT4	1	AC Cobra 289	1:32:01.11	36	-- 36 laps		85.43	2:27.915	4
2	75	Voyazides-Hadfield	GT4	2	AC Cobra 289	1:32:58.08	36	56.971	56.971	84.56	2:26.092	15
3	88	Wakeman-Blakeney-Edwards	GT4	3	Lister Jaguar Coupe	1:33:16.41	36	1:15.298	18.327	84.28	2:30.374	24
4	85	Hunt-Hall	GT4	4	Jaguar E-type	1:31:44.67	35	-- 35 laps	1:03.136	83.30	2:31.050	5
5	84	Gomm-Keith-Lucas	GT4	5	Jaguar E-type 'Low	1:33:37.19	35	1:52.520	1:52.520	81.63	2:33.909	29
6	96	Nyblæus-Welch	GT3	1	Austin Healey 3000	1:33:40.52	35	1:55.851	3.331	81.59	2:33.347	8
7	74	Wilson-Williams	GT4	6	AC Cobra 289	1:33:46.89	35	2:02.218	6.367	81.49	2:34.152	27
8	56	Smithies-Chatham	GT3	2	Austin Healey 3000	1:31:50.98	34	-- 34 laps	40.598	80.83	2:35.851	25
9	55	Hunt-Grant-Peterkin	GT3	3	Austin Healey 3000	1:32:10.63	34	19.651	19.651	80.54	2:37.312	29
10	58	Pangborn-Woods	GT3	4	Austin Healey 3000	1:32:55.31	34	1:04.326	44.675	79.90	2:36.330	9
11	60	Andrew Bentley	GT3	5	Morgan Plus 4	1:33:25.29	34	1:34.315	29.989	79.47	2:37.195	34
12	97	Nick Sleep	GT4	7	Shelby Mustang GT350	1:33:27.19	34	1:36.215	1.900	79.44	2:35.190	26
13	33	Bell-Thomas	GT3	6	Austin Healey 3000	1:33:56.98	34	2:05.996	29.781	79.02	2:33.887	23
14	47	Paul-Bourne	GT2	1	TVR Grantura Mk3	1:34:02.69	34	2:11.712	5.716	78.94	2:36.979	27
15	71	Ross-Jones A-Ross-Jones D	GT3	7	Triumph TR4	1:31:41.28	33	-- 33 laps	21.618	78.59	2:40.380	7
16	1	Corfield-Welch	GT3	8	Austin Healey 3000	1:31:49.83	33	8.551	8.551	78.47	2:35.064	29
17	48	Joe Ward	GT2	2	TVR Grantura Mk3	1:31:50.20	33	8.922	0.371	78.46	2:39.796	19
18	32	Jacobsen T-Jacobsen L	GT2	3	MGB	1:33:10.47	33	1:29.194	1:20.272	77.34	2:42.302	32
19	94	Midgley-Rowe	GT4	8	Lotus Elan 26R	1:34:04.48	33	2:23.204	54.010	76.60	2:43.632	8
20	53	Harris-Wilmoth	GT3	9	Austin Healey 3000	1:35:19.22	33	3:37.942	1:14.738	75.60	2:38.191	8
21	42	Tognola-Monk	GT2	4	Porsche 911	1:31:29.13	32	-- 32 laps		76.38	2:41.538	16
22	35	Morley C-Morley S-Morley J	GT2	5	MGB	1:32:00.48	32	31.346	31.346	75.94	2:44.710	13
23	11	Haythornthwaite-Keith-Lucas	SP1	1	Lotus 11	1:32:11.39	32	42.261	10.915	75.79	2:39.674	27
24	34	Lambert Ba-Lambert Br	GT2	6	MGB	1:32:43.36	32	1:14.231	31.970	75.36	2:44.858	25
25	10	Andrew McAlpine	SP1	2	Lotus 11	1:32:58.55	32	1:29.419	15.188	75.15	2:41.872	21
26	67	Kirkaldy-Watson	GT3	10	Jaguar E-type	1:33:12.11	32	1:42.979	13.560	74.97	2:31.484	32
27	41	Jones-Barrie	GT2	7	Porsche 911	1:33:15.08	32	1:45.949	2.970	74.93	2:44.672	12
28	28	Binfield B-Binfield S	GT2	8	Gilbern 1800 GT	1:31:38.70	31	-- 31 laps	1:17.385	73.86	2:47.857	18
29	23	Bason P-Bason E	GT1	1	Lotus Elite	1:31:51.30	31	12.600	12.600	73.69	2:46.587	23
30	40	Galliers-Pratt-Cussons	GT2	9	Porsche 911	1:32:08.17	31	29.472	16.872	73.46	2:50.961	19
31	68	Gordon-Finburgh	GT3	11	Jaguar XK150	1:32:30.71	31	52.011	22.539	73.17	2:47.916	15
32	4	Fowler-Laplough-Lovett	SP1	3	Lola Mk1	1:32:50.95	31	1:12.254	20.243	72.91	2:35.895	6
33	37	Phillips B-Phillips O-Phillips C	GT2	10	MGB	1:33:13.69	31	1:34.993	22.739	72.61	2:47.384	30
34	16	Julian Balme	GT3	12	Triumph TR4	1:32:09.25	30	-- 30 laps	1:44.917	71.08	2:54.984	28

----- NOT CLASSIFIED -----

DNF 81	Phil Keen	GT4		Jaguar E-type	1:29:54.39	35	-- 35 laps			85.00	2:26.956	17
DNF 99	Merry-Clayson	GT4		Sunbeam Tiger	1:25:14.82	30	-- 30 laps	7:45.180		76.84	2:40.003	9
DNF 7	Squire M-Squire R	GT4		Sunbeam Tiger Le Mans	41:59.765	15	-- 15 laps			77.99	2:36.750	4
DNF 61	Orebi Gann-Lockie	GT3		Morgan Plus 4 SLR	33:02.892	12	-- 12 laps			79.29	2:35.404	12
DNF 49	Elstrop C-Elstrop H	GT2		TVR Grantura Mk3	18:59.363	3	-- 3 laps --	10:44.73		34.49	3:02.641	1

Cars 33, 53, 67, 75 & 97 - 90 second time penalty, contravention of pit stop regulations.

Car 37 requires a working transponder - Regulation Q.12.2.1 refers.

Cars 45 & 134 - non starters.

Session Start: 11:41:17 - Finish: 13:12:45

Weather/Track Conditions: Cloud / Dry

Circuit: Silverstone Historic Grand Prix

Track Length: 5.857 Km - 3.6394 miles

These results are provisional until the conclusion of any judicial and technical matters.

Clerk of the Course:

Julian Floyd

Timekeeper:

Nick Palmer

Issued at:

Silverstone International Trophy - 20 - 21 May 2017

GT & Sports Car Cup supported by Denis Welch Motorsport & John Clark Motor Group

Race 9 - Classification

Sheet No:

----- FASTEST LAP SUMMARY -----

NO	DRIVER/S	CLASS	CAR MAKE / MODEL	FASTEST LAP	ON	MPH
75	Voyazides-Hadfield	GT4	AC Cobra 289	2:26.092	15	89.68
67	Kirkaldy-Watson	GT3	Jaquar E-type	2:31.484	32	86.49
4	Fowler-Laplough-Lovett	SP1	Lola Mk1	2:35.895	6	84.04
47	Paul-Bourne	GT2	TVR Grantura Mk3	2:36.979	27	83.46
23	Bason P-Bason E	GT1	Lotus Elite	2:46.587	23	78.65

Cars 33, 53, 67, 75 & 97 - 90 second time penalty, contravention of pit stop regulations.
Car 37 requires a working transponder - Regulation Q.12.2.1 refers.
Cars 45 & 134 - non starters.

Session Start: 11:41:17 - Finish: 13:12:45
Weather/Track Conditions: Cloud / Dry
Circuit: Silverstone Historic Grand Prix
Track Length: 5.857 Km - 3.6394 miles

These results are provisional until the conclusion of any judicial and technical matters.

Clerk of the Course:

Timekeeper:

Issued at:

Julian Floyd

Nick Palmer

Silverstone International Trophy - 20 - 21 May 2017


GT & Sports Car Cup supported by Denis Welch Motorsport & John Clark Motor Group

Race 9 - Sector Analysis

1 Corfield-Welch (GT3)							Austin Healey 3000										
Lap	Sect-1	Speed	Sect-2	Speed	Sect-3	Speed	Laptime	Pit	Lap	Sect-1	Speed	Sect-2	Speed	Sect-3	Speed	Laptime	Pit
1			1:23.168	109.5	30.161	103.4	2:47.621		18	49.813		1:20.036	111.7	30.129	106.4	2:39.978	
2	50.148		2:00.071	103.1	30.324	105.2	3:20.543		19	49.139		1:19.763	113.9	29.812	106.8	2:38.714	
3	49.842		1:22.128	109.3	29.850	106.6	2:41.820		20	49.887		1:20.548	108.1	29.814	106.4	2:40.249	
4	50.616		1:21.648	107.9	30.119	105.2	2:42.383		21	49.259		1:21.160	109.1	30.238	104.1	2:40.657	
5	49.472		1:23.739	108.1	46.079	106.4	2:59.290		22	49.867		1:20.029	110.6	In		2:45.083	P
6	50.045		1:20.729	107.4	30.350	106.6	2:41.124		23	Out		1:18.372	114.3	29.444	106.1	3:16.296	P
7	49.752		1:21.388	104.9	30.370	103.7	2:41.510		24	48.608		1:18.457	115.5	29.343	107.1	2:36.408	
8	50.816		1:21.194	108.9	29.659	105.9	2:41.669		25	48.645		1:18.124	116.1	29.475	106.1	2:36.244	
9	49.371		1:21.216	107.2	In		2:46.279	P	26	48.104		1:17.894	116.3	29.250	106.6	2:35.248	
10	Out		1:21.085	114.7	29.708	106.6	4:00.901	P	27	49.075		1:18.330	113.4	29.381	105.9	2:36.786	
11	48.979		1:20.090	111.1	29.818	104.1	2:38.887		28	48.088		1:17.594	116.9	29.529	106.1	2:35.211	
12	49.258		1:19.365	111.3	29.865	107.1	2:38.488		29	48.147		1:17.605	115.5	29.312	107.3	2:35.064	
13	49.754		1:20.090	107.4	30.256	105.1	2:40.100		30	48.710		1:17.895	116.5	29.222	107.1	2:35.827	
14	50.135		1:21.195	107.0	In		2:47.991	P	31	48.546		1:17.957	116.5	29.319	106.8	2:35.822	
15	Out		1:20.403	112.0	29.881	106.4	3:39.123	P	32	49.614		1:18.401	116.7	29.376	107.5	2:37.391	
16	48.796		1:21.278	107.2	30.388	101.3	2:40.462		33	47.885		1:18.548	117.5	29.522	105.9	2:35.955	
17	49.483		1:20.811	106.9	30.418	106.1	2:40.712		34								

4 Fowler-Laplough-Lovett (SP1)							Lola Mk1										
Lap	Sect-1	Speed	Sect-2	Speed	Sect-3	Speed	Laptime	Pit	Lap	Sect-1	Speed	Sect-2	Speed	Sect-3	Speed	Laptime	Pit
1			1:19.147	107.5	29.275	99.3	2:40.547		17	52.527		1:24.417	103.2	30.832	94.8	2:47.776	
2	49.203		1:18.720	107.7	29.511	99.2	2:37.434		18	52.673		1:23.141	104.4	30.759	93.2	2:46.573	
3	49.336		1:19.209	106.7	29.510	98.6	2:38.055		19	53.086		1:23.618	103.6	30.963	92.6	2:47.667	
4	49.306		1:18.178	105.5	29.140	98.3	2:36.624		20	52.885		1:22.854	104.0	30.556	95.7	2:46.295	
5	49.298		1:17.974	106.9	29.232	98.2	2:36.504		21	51.466		1:23.510	100.2	In		2:55.638	P
6	48.968		1:17.811	106.4	29.116	97.7	2:35.895		22	Out		1:25.422	104.2	30.306	97.7	4:05.092	P
7	50.119		1:20.565	97.8	30.624	87.3	2:41.308		23	53.424		1:23.662	106.0	30.800	99.2	2:47.886	
8	52.532		1:24.461	93.6	In		2:52.745	P	24	52.413		1:22.176	104.4	29.946	99.9	2:44.535	
9	Out		1:27.094	98.0	32.152	93.6	8:12.826	P	25	52.406		1:23.256	103.1	30.822	98.2	2:46.484	
10	53.387		1:26.127	103.2	31.241	92.8	2:50.755		26	54.226		1:22.061	106.4	29.969	98.6	2:46.256	
11	54.654		1:25.303	103.1	31.301	96.9	2:51.258		27	52.195		1:22.933	105.7	30.494	95.0	2:45.622	
12	54.057		1:23.991	104.5	30.454	92.4	2:48.502		28	54.139		1:26.311	98.4	31.430	92.2	2:51.880	
13	53.985		1:25.835	105.0	31.490	93.8	2:51.310		29	53.817		1:27.323	99.3	30.916	95.3	2:52.056	
14	53.039		1:24.992	103.2	30.919	95.3	2:48.950		30	53.650		1:26.555	96.7	32.145	92.5	2:52.350	
15	52.217		1:26.018	103.9	30.974	92.4	2:49.209		31	53.139		1:28.492	96.1	31.095	94.5	2:52.726	
16	52.639		1:26.389	98.8	31.171	96.9	2:50.199		32								

7 Squire M-Squire R (GT4)							Sunbeam Tiger Le Mans										
Lap	Sect-1	Speed	Sect-2	Speed	Sect-3	Speed	Laptime	Pit	Lap	Sect-1	Speed	Sect-2	Speed	Sect-3	Speed	Laptime	Pit
1			1:20.557	116.1	29.694	113.4	2:43.872		9	48.057		1:19.146	113.7	In		2:44.948	P
2	48.426		1:19.574	112.6	29.891	111.8	2:37.891		10	Out		1:27.982	104.9	31.379	105.1	3:41.896	P
3	48.177		1:19.838	114.5	29.549	113.6	2:37.564		11	51.031		1:28.343	102.1	31.408	106.9	2:50.782	
4	47.998		1:19.058	112.8	29.694	110.3	2:36.750		12	51.620		1:25.478	103.7	30.953	104.6	2:48.051	
5	48.476		1:19.442	115.5	29.771	112.0	2:37.689		13	51.554		1:26.564	90.7	32.367	99.8	2:50.485	
6	48.547		1:19.202	114.1	29.815	110.3	2:37.564		14	50.784		1:24.408	110.2	31.264	93.4	2:46.456	
7	48.034		1:20.341	111.1	29.935	110.7	2:38.310		15	51.355		1:32.774	60.7	In		3:09.800	P
8	48.227		1:19.667	112.4	29.813	110.3	2:37.707		16								



Session Start: 11:41:17 - Finish: 13:12:45
Weather/Track Conditions: Cloud / Dry
Circuit: Silverstone Historic Grand Prix
Track Length: 5.857 Km - 3.6394 miles

Silverstone International Trophy - 20 - 21 May 2017


GT & Sports Car Cup supported by Denis Welch Motorsport & John Clark Motor Group

Race 9 - Sector Analysis

10 Andrew McAlpine (SP1)							Lotus 11										
Lap	Sect-1	Speed	Sect-2	Speed	Sect-3	Speed	Laptime	Pit	Lap	Sect-1	Speed	Sect-2	Speed	Sect-3	Speed	Laptime	Pit
1			1:25.978	103.2	30.948	100.7	2:55.465		17	51.303		1:22.491	108.4	30.938	100.6	2:44.732	
2	52.864		1:24.496	107.9	30.843	102.4	2:48.203		18	51.476		1:21.493	102.6	30.978	100.9	2:43.947	
3	51.137		1:23.255	109.7	31.118	102.1	2:45.510		19			108.1		29.919	103.1	2:42.743	
4	52.128		1:23.757	107.7	31.205	99.9	2:47.090		20	51.341		1:21.412	104.4	30.524	101.6	2:43.277	
5	51.765		1:23.305	106.7	30.811	100.4	2:45.881		21	50.803		1:21.149	109.8	29.920	101.8	2:41.872	
6	52.424		1:23.186	107.4	30.625	101.0	2:46.235		22	52.653		1:22.220	107.9	30.017	103.9	2:44.890	
7				106.9	32.066	100.1	2:48.517		23	51.086		1:23.577	106.0	In		2:53.212	P
8	52.927		1:24.302	98.0	In		3:00.162	P	24	Out		1:22.394	108.6	30.522	103.1	4:07.804	P
9	Out		1:25.569	104.0	31.674	101.3	4:16.326	P	25	51.297		1:22.505	105.2	30.481	102.3	2:44.283	
10	53.589		1:23.311	104.4	30.814	101.8	2:47.714		26	52.133		1:22.236	109.7	30.223	102.8	2:44.592	
11	52.661		1:23.014	103.1	30.697	101.2	2:46.372		27	51.140		1:22.391	110.0	29.800	103.2	2:43.331	
12				102.9	30.835	100.1	2:46.556		28	51.094		1:22.502	107.4	29.931	103.2	2:43.527	
13	53.441		1:23.128	102.9	In		2:54.694	P	29	50.816		1:21.254	109.5	30.033	103.2	2:42.103	
14	Out		1:22.160	106.7	30.867	101.5	4:09.965	P	30	51.466		1:23.244	109.7	29.974	104.2	2:44.684	
15	51.753		1:22.412	106.2	30.318	101.6	2:44.483		31	50.798		1:22.232	110.4	29.705	103.2	2:42.735	
16	52.130		1:21.786	109.3	30.426	103.2	2:44.342		32	51.891		1:21.728	110.4	29.689	102.8	2:43.308	

11 Haythornthwaite-Keith-Lucas (SP1)							Lotus 11										
Lap	Sect-1	Speed	Sect-2	Speed	Sect-3	Speed	Laptime	Pit	Lap	Sect-1	Speed	Sect-2	Speed	Sect-3	Speed	Laptime	Pit
1			1:26.913	101.7	31.047	97.6	3:00.187		17	51.071		1:24.980	100.3	31.201	97.6	2:47.252	
2	53.428		1:26.879	105.4	31.028	100.3	2:51.335		18	52.182		1:26.384	106.5	32.227	99.3	2:50.793	
3	52.041		1:24.658	102.0	31.074	98.7	2:47.773		19	51.555		1:24.374	113.0	30.733	99.6	2:46.662	
4	51.791		1:25.296	106.4	31.040	99.5	2:48.127		20	51.230		1:28.840	106.4	31.511	96.7	2:51.581	
5	52.837		1:26.897	96.0	31.195	97.7	2:50.929		21	54.847		1:24.170	110.2	30.895	98.9	2:49.912	
6	52.651		1:24.504	101.8	30.496	99.2	2:47.651		22	52.545		1:24.522	103.9	In		2:54.851	P
7	51.934		1:24.511	109.3	31.729	98.5	2:48.174		23	Out		1:24.840	106.9	30.649	100.3	4:18.129	P
8	52.024		1:23.355	110.6	30.237	102.6	2:45.616		24	50.753		1:20.942	109.1	30.483	102.1	2:42.178	
9	51.841		1:24.136	112.0	30.407	103.2	2:46.384		25	50.355		1:22.875	105.8	30.467	103.9	2:43.697	
10	52.015		1:24.846	107.7	30.519	99.0	2:47.380		26	51.268		1:21.593	110.6	29.880	104.9	2:42.741	
11	51.030		1:30.717	103.4	30.936	101.2	2:52.683		27	49.440		1:20.161	110.9	30.073	103.9	2:39.674	
12	52.215		1:25.833	108.1	30.756	98.9	2:48.804		28	50.386		1:19.888	113.9	29.979	104.7	2:40.253	
13	51.424		1:22.739	102.5	30.256	100.1	2:44.419		29	49.987		1:20.759	112.4	34.573	102.6	2:45.319	
14	51.430		1:22.947	108.6	In		2:54.825	P	30	49.726		1:20.961	108.4	30.305	101.8	2:40.992	
15	Out		1:25.282	107.0	30.493	98.7	4:08.919	P	31	49.011		1:21.508	112.0	30.098	105.1	2:40.617	
16	52.449		1:28.426	103.7	31.106	101.8	2:51.981		32	49.593		1:22.103	106.9	29.863	106.8	2:41.559	

16 Julian Balme (GT3)							Triumph TR4										
Lap	Sect-1	Speed	Sect-2	Speed	Sect-3	Speed	Laptime	Pit	Lap	Sect-1	Speed	Sect-2	Speed	Sect-3	Speed	Laptime	Pit
1			1:33.081	91.8	33.195	92.5	3:13.304		16	54.916		1:30.272	97.7	32.860	94.0	2:58.048	
2	57.927		1:31.224	93.2	33.321	91.3	3:02.472		17	55.270		1:28.378	96.7	32.348	93.0	2:55.996	
3	56.094		1:30.148	92.4	33.216	92.0	2:59.458		18	54.825		1:29.458	99.1	32.190	93.2	2:56.473	
4	55.167		1:30.217	91.8	33.066	92.1	2:58.450		19	54.893		1:29.766	96.1	32.688	91.9	2:57.347	
5	56.755		1:31.393	93.3	33.345	93.0	3:01.493		20	55.148		1:28.559	101.8	32.526	93.4	2:56.233	
6	56.120		1:31.540	96.1	32.971	91.6	3:00.631		21	54.417		1:27.523	96.0	In		3:01.612	P
7	56.051		1:32.291	94.5	32.657	92.6	3:00.999		22	Out		1:28.477	94.7	32.874	93.4	4:25.555	P
8	55.824		1:29.401	98.0	33.356	91.1	2:58.581		23	54.964		1:31.075	99.4	32.332	93.8	2:58.371	
9	55.362		1:28.767	98.7	In		3:05.156	P	24	55.126		1:28.527	97.7	32.472	94.0	2:56.125	
10	Out		1:29.686	95.7	34.629	91.3	4:25.424	P	25	54.527		1:28.003	98.0	32.527	93.4	2:55.057	
11	55.117		1:29.873	95.9	32.537	92.2	2:57.527		26	54.325		1:28.159	100.5	32.963	93.8	2:55.447	
12	55.312		1:27.937	96.1	32.470	93.2	2:55.719		27	54.437		1:28.997	98.4	32.755	93.8	2:56.189	
13	54.571		1:30.655	97.3	32.848	94.4	2:58.074		28	54.576		1:27.898	98.3	32.510	93.3	2:54.984	
14	54.216		1:29.259	103.1	32.769	93.0	2:56.244		29	55.163		1:29.002	92.3	32.851	94.4	2:57.016	
15	54.937		1:27.809	99.7	33.157	92.5	2:55.903		30	54.189		1:28.185	99.0	32.997	93.7	2:55.371	



Session Start: 11:41:17 - Finish: 13:12:45

Weather/Track Conditions: Cloud / Dry

Circuit: Silverstone Historic Grand Prix

Track Length: 5.857 Km - 3.6394 miles

Silverstone International Trophy - 20 - 21 May 2017


GT & Sports Car Cup supported by Denis Welch Motorsport & John Clark Motor Group

Race 9 - Sector Analysis

23 Bason P-Bason E (GT1)							Lotus Elite										
Lap	Sect-1	Speed	Sect-2	Speed	Sect-3	Speed	Laptime	Pit	Lap	Sect-1	Speed	Sect-2	Speed	Sect-3	Speed	Laptime	Pit
1			1:28.898	102.5	32.935	93.3	3:06.317		17	53.290		1:24.725	105.5	32.392	96.3	2:50.407	
2	54.150		1:28.009	102.0	33.014	92.6	2:55.173		18	53.050		1:25.738	100.2	31.983	95.5	2:50.771	
3	53.820		1:27.979	103.1	32.733	93.8	2:54.532		19	53.865		1:25.270	104.7	31.562	94.9	2:50.697	
4	53.557		1:27.805	103.4	32.919	92.9	2:54.281		20	52.849		1:24.589	105.5	30.919	95.6	2:48.357	
5	53.922		1:26.399	102.8	32.798	94.1	2:53.119		21	52.522		1:24.983	102.5	31.469	96.1	2:48.974	
6	53.319		1:25.883	103.6	32.702	93.0	2:51.904		22	52.286		1:23.351	104.9	31.087	96.0	2:46.724	
7	53.643		1:26.851	104.5	32.328	95.5	2:52.822		23	51.818		1:23.561	105.0	31.208	95.9	2:46.587	
8	53.347		1:25.334	105.8	32.287	94.5	2:50.968		24	53.015		1:23.525	104.5	In		2:54.916	P
9	53.401		1:25.594	105.0	32.320	94.8	2:51.315		25	Out		1:30.697	101.1	33.840	90.6	3:50.612	P
10	53.579		1:28.868	100.8	32.849	92.8	2:55.296		26	56.328		1:29.322	102.9	33.616	90.7	2:59.266	
11	53.606		1:27.108	104.9	In		3:03.286	P	27	54.645		1:28.848	102.8	33.109	92.9	2:56.602	
12	Out		1:30.072	91.9	33.007	90.7	3:54.724	P	28	55.408		1:29.077	102.1	34.118	87.2	2:58.603	
13	55.079		1:28.638	103.7	32.451	93.3	2:56.168		29	55.815		1:30.449	100.5	33.657	90.6	2:59.921	
14	54.091		1:27.080	105.0	32.045	95.5	2:53.216		30	56.085		1:26.604	104.0	32.965	92.9	2:55.654	
15	53.222		1:26.357	104.9	32.040	95.7	2:51.619		31	54.257		1:28.832	103.7	33.954	85.2	2:57.043	
16	53.198		1:26.188	102.1	32.043	95.6	2:51.429		32								

28 Binfield B-Binfield S (GT2)							Gilbern 1800 GT										
Lap	Sect-1	Speed	Sect-2	Speed	Sect-3	Speed	Laptime	Pit	Lap	Sect-1	Speed	Sect-2	Speed	Sect-3	Speed	Laptime	Pit
1			1:28.335	102.9	32.823	90.7	3:05.150		17	53.091		1:25.294	102.5	31.919	92.9	2:50.304	
2	53.761		1:26.131	101.5	31.881	93.4	2:51.773		18	52.658		1:23.666	102.8	31.533	93.3	2:47.857	
3	54.007		1:25.540	101.4	32.294	94.0	2:51.841		19	53.669		1:23.773	103.2	32.425	93.8	2:49.867	
4	54.205		1:24.972	103.4	31.722	94.0	2:50.899		20	52.841		1:23.900	102.5	32.038	93.2	2:48.779	
5	53.717		1:26.529	102.6	32.509	93.8	2:52.755		21	52.559		1:23.524	103.2	32.048	93.6	2:48.131	
6	53.828		1:27.736	99.9	31.882	93.3	2:53.446		22	53.516		1:24.309	103.6	31.529	95.0	2:49.354	
7	54.349		1:25.922	101.4	32.275	92.8	2:52.546		23	53.075		1:23.886	103.2	In		2:54.846	P
8	54.196		1:25.547	101.4	In		2:57.943	P	24	Out		1:26.101	99.4	31.976	92.4	3:46.579	P
9	Out		1:28.263	96.8	In		4:09.314	P	25	53.382		1:25.116	102.5	31.485	93.2	2:49.983	
10	Out		1:26.029	103.7	31.706	93.4	3:42.553	P	26	54.494		1:24.258	99.6	31.890	92.1	2:50.642	
11	53.313		1:24.501	102.8	31.776	93.6	2:49.590		27	54.247		1:24.991	101.8	33.599	94.4	2:52.837	
12	52.983		1:26.414	102.6	31.800	93.2	2:51.197		28	53.543		1:26.543	100.6	31.657	92.9	2:51.743	
13	53.232		1:25.749	102.6	32.645	93.2	2:51.626		29	54.233		1:24.018	102.3	31.701	94.0	2:49.952	
14	52.967		1:24.328	103.7	31.741	94.0	2:49.036		30	53.394		1:24.600	102.1	31.699	93.4	2:49.693	
15	52.127		1:25.489	100.2	31.887	93.7	2:49.503		31	53.586		1:24.444	101.8	31.429	92.8	2:49.459	
16	53.543		1:24.321	103.4	31.641	92.9	2:49.505		32								

32 Jacobsen T-Jacobsen L (GT2)							MGB										
Lap	Sect-1	Speed	Sect-2	Speed	Sect-3	Speed	Laptime	Pit	Lap	Sect-1	Speed	Sect-2	Speed	Sect-3	Speed	Laptime	Pit
1			1:24.425	103.4	30.895	97.3	2:56.051		18	53.227		1:24.333	106.5	31.483	95.6	2:49.043	
2	52.327		1:22.856	105.5	30.369	96.4	2:45.552		19	53.271		1:23.641	107.0	30.977	96.4	2:47.889	
3	51.183		1:21.466	105.4	30.575	96.7	2:43.224		20	53.088		1:23.279	107.2	30.994	96.7	2:47.361	
4	51.416		1:21.422	105.2	30.747	95.7	2:43.585		21	52.751		1:23.560	105.4	31.584	95.5	2:47.895	
5	51.350		1:21.792	104.9	30.861	95.7	2:44.003		22	52.136		1:23.235	106.9	31.153	96.4	2:46.524	
6	51.480		1:21.847	105.2	30.718	95.6	2:44.045		23	52.173		1:23.507	106.0	31.023	96.1	2:46.703	
7	52.250		1:21.674	105.7	30.634	96.3	2:44.558		24	52.715		1:23.458	106.2	31.171	96.4	2:47.344	
8	51.339		1:21.345	105.8	30.641	95.9	2:43.325		25	52.312		1:23.770	106.7	31.168	97.1	2:47.250	
9	51.038		1:22.000	105.8	30.630	95.5	2:43.668		26	51.957		1:23.347	107.5	30.943	95.7	2:46.247	
10	52.037		1:22.111	105.0	30.620	95.7	2:44.768		27	52.284		1:23.915	106.9	In		2:51.481	P
11	51.547		1:22.538	105.5	30.957	96.4	2:45.042		28	Out		1:21.835	105.7	31.041	95.9	3:35.779	P
12	51.605		1:22.104	105.5	30.993	95.2	2:44.702		29	51.205		1:21.909	106.2	30.948	95.7	2:44.062	
13	51.392		1:22.542	105.5	30.906	94.8	2:44.840		30	51.800		1:21.673	105.5	30.855	95.6	2:44.328	
14	51.229		1:22.211	105.0	In		2:49.037	P	31	51.626		1:22.865	106.5	30.795	96.4	2:45.286	
15	Out		1:25.846	105.7	31.745	96.4	3:43.088	P	32	51.168		1:20.103	107.5	31.031	97.3	2:42.302	
16	52.245		1:23.925	106.9	31.258	95.9	2:47.428		33	50.924		1:22.445	105.8	31.105	94.5	2:44.474	
17	53.265		1:24.840	104.9	31.490	95.7	2:49.595		34								



Session Start: 11:41:17 - Finish: 13:12:45
 Weather/Track Conditions: Cloud / Dry
 Circuit: Silverstone Historic Grand Prix
 Track Length: 5.857 Km - 3.6394 miles

Silverstone International Trophy - 20 - 21 May 2017


GT & Sports Car Cup supported by Denis Welch Motorsport & John Clark Motor Group

Race 9 - Sector Analysis

33 Bell-Thomas (GT3)							Austin Healey 3000										
Lap	Sect-1	Speed	Sect-2	Speed	Sect-3	Speed	Laptime	Pit	Lap	Sect-1	Speed	Sect-2	Speed	Sect-3	Speed	Laptime	Pit
1			1:23.319	108.4	31.015	100.6	2:47.166		18			120.7	28.883	108.9	2:34.875		
2	50.236		1:22.930	105.7	30.435	108.0	2:43.601		19	47.819		1:20.535	119.4	28.772	108.9	2:37.126	
3	50.741		1:22.452	107.0	30.353	106.9	2:43.546		20	48.963		1:17.338	120.9	28.893	107.6	2:35.194	
4	52.457		1:21.543	106.0	29.752	108.5	2:43.752		21	48.583		1:17.621	119.0	29.092	109.4	2:35.296	
5	50.200		1:21.442	108.9	30.462	107.1	2:42.104		22	47.886		1:17.124	119.8	28.901	110.2	2:33.911	
6	50.205		1:21.397	104.7	29.965	107.8	2:41.567		23	47.628		1:17.168	121.4	29.091	110.3	2:33.887	
7	50.436		1:20.846	109.1	30.244	108.2	2:41.526		24	47.970		1:17.954	114.7	29.288	109.4	2:35.212	
8	50.423		1:24.914	109.5	30.105	108.3	2:45.442		25	47.610		1:19.459	116.5	30.114	109.4	2:37.183	
9	49.672		1:22.230	105.2	30.489	105.9	2:42.391		26	47.804		1:18.378	120.3	28.836	109.8	2:35.018	
10	49.919		1:21.766	105.2	30.647	107.1	2:42.332		27	47.790		1:18.825	121.1	29.711	109.4	2:36.326	
11	50.559		1:21.870	113.0	30.401	107.6	2:42.830		28	48.098		1:20.392	116.7	29.062	109.1	2:37.552	
12	50.180		1:21.816	102.9	30.877	106.8	2:42.873		29	47.963		1:17.451	120.1	28.896	109.2	2:34.310	
13	50.182		1:22.079	97.1	30.573	108.0	2:42.834		30	47.424		1:18.983	119.4	In		2:41.664	P
14	50.649		1:23.641	105.0	In		2:52.482	P	31	Out		1:21.354	111.1	30.644	107.1	2:36.645	P
15	Out		1:18.999	111.7	29.359	108.7	3:27.155	P	32	50.418		1:21.222	99.7	30.435	106.8	2:42.075	
16	48.291		1:19.794	117.7	29.232	110.0	2:37.317		33	49.687		1:21.352	101.8	30.735	108.0	2:41.774	
17	48.498		1:18.620	119.0	28.916	109.2	2:36.034		34	49.471		1:23.319	102.1	31.190	105.2	2:43.980	

34 Lambert Ba-Lambert Br (GT2)							MGB										
Lap	Sect-1	Speed	Sect-2	Speed	Sect-3	Speed	Laptime	Pit	Lap	Sect-1	Speed	Sect-2	Speed	Sect-3	Speed	Laptime	Pit
1			1:26.975	103.2	31.181	94.1	3:00.115		17	58.562		1:35.773	97.7	34.017	87.8	3:08.352	
2	53.952		1:25.196	103.2	31.018	92.9	2:50.166		18	58.477		1:34.246	94.8	In		3:17.206	P
3	52.802		1:24.888	104.2	31.241	94.0	2:48.931		19	Out		1:23.520	103.4	31.000	93.2	3:42.765	P
4	52.978		1:25.455	103.9	30.893	94.2	2:49.326		20	52.121		1:22.395	103.7	30.752	92.6	2:45.268	
5	52.857		1:25.517	101.8	31.184	93.8	2:49.558		21	51.969		1:22.633	104.2	30.606	94.2	2:45.208	
6	52.821		1:23.722	103.2	30.885	94.5	2:47.428		22	52.424		1:22.749	102.9	30.882	94.6	2:46.055	
7	52.101		1:22.777	103.4	31.025	93.2	2:45.903		23	51.778		1:23.687	103.6	30.781	93.2	2:46.246	
8	52.354		1:23.055	104.2	30.767	93.7	2:46.176		24	52.572		1:22.396	104.5	30.564	94.1	2:45.532	
9	52.576		1:23.392	102.5	31.088	93.8	2:47.056		25	51.781		1:22.543	103.2	30.534	93.2	2:44.858	
10	52.222		1:23.094	102.8	30.951	92.5	2:46.267		26	52.763		1:22.823	104.0	31.061	93.8	2:46.647	
11	51.993		1:22.910	103.1	30.861	92.6	2:45.764		27	52.072		1:22.854	104.4	30.800	93.4	2:45.726	
12	51.971		1:24.087	103.6	30.843	92.8	2:46.901		28	52.623		1:24.793	103.7	30.783	93.8	2:48.199	
13	52.875		1:23.168	102.9	31.033	93.2	2:47.076		29	51.924		1:22.626	103.4	31.780	94.2	2:46.330	
14	53.020		1:22.948	103.1	In		2:53.877	P	30	52.190		1:23.523	103.4	30.899	93.0	2:46.612	
15	Out		1:37.547	96.8	33.972	87.6	4:00.949	P	31	51.924		1:23.167	105.0	30.740	94.8	2:45.831	
16	59.735		1:37.349	95.7	33.923	89.7	3:11.007		32	51.897		1:23.243	103.2	30.892	93.7	2:46.032	

35 Morley C-Morley S-Morley J (GT2)							MGB										
Lap	Sect-1	Speed	Sect-2	Speed	Sect-3	Speed	Laptime	Pit	Lap	Sect-1	Speed	Sect-2	Speed	Sect-3	Speed	Laptime	Pit
1			1:25.986	104.7	31.553	95.5	2:57.509		17	52.713		1:25.430	105.2	30.679	94.2	2:48.822	
2	52.586		1:25.253	104.9	31.095	94.6	2:48.934		18	52.655		1:25.091	104.0	30.954	93.8	2:48.700	
3	54.703		1:25.257	103.7	31.888	95.7	2:51.848		19	52.659		1:23.418	104.2	In		2:56.689	P
4	53.110		1:26.580	105.7	31.449	95.7	2:51.139		20	Out		1:25.780	105.5	31.191	93.8	3:47.491	P
5	52.211		1:25.379	104.7	31.609	95.2	2:49.199		21	52.820		1:26.094	105.5	31.609	95.7	2:50.523	
6	53.082		1:23.344	105.7	In		2:53.154	P	22	52.133		1:25.649	103.4	31.443	95.2	2:49.225	
7	Out		1:26.120	104.4	31.035	94.5	3:39.560	P	23	51.743		1:25.238	103.2	31.448	94.8	2:48.429	
8	52.688		1:25.077	105.0	30.703	94.6	2:48.468		24	51.981		1:24.496	104.7	31.172	94.6	2:47.649	
9	51.583		1:25.795	104.0	30.735	94.6	2:48.113		25	52.350		1:25.724	104.2	31.102	95.2	2:49.176	
10	51.219		1:22.907	104.0	30.838	93.6	2:44.964		26	52.246		1:24.396	103.4	31.119	95.5	2:47.761	
11	53.204		1:22.571	105.2	30.839	95.0	2:46.614		27	52.629		1:26.563	104.7	31.340	94.6	2:50.532	
12	51.972		1:22.729	104.7	30.594	95.0	2:45.295		28	51.656		1:25.932	105.0	31.460	95.3	2:49.048	
13	51.741		1:22.175	104.4	30.794	93.3	2:44.710		29	52.772		1:24.290	105.0	31.297	95.3	2:48.359	
14	52.534		1:22.743	104.5	30.731	94.4	2:46.008		30	53.116		1:28.404	106.5	31.620	95.0	2:53.140	
15	52.284		1:22.825	105.2	30.663	95.3	2:45.772		31	51.512		1:25.374	103.2	31.551	95.3	2:48.437	
16	52.017		1:22.487	105.5	31.293	95.5	2:45.797		32	53.119		1:25.230	102.1	31.068	95.3	2:49.417	



Session Start: 11:41:17 - Finish: 13:12:45

Weather/Track Conditions: Cloud / Dry

Circuit: Silverstone Historic Grand Prix

Track Length: 5.857 Km - 3.6394 miles

Silverstone International Trophy - 20 - 21 May 2017


GT & Sports Car Cup supported by Denis Welch Motorsport & John Clark Motor Group

Race 9 - Sector Analysis

37 Phillips B-Phillips O-Phillips C (GT2)							MGB										
Lap	Sect-1	Speed	Sect-2	Speed	Sect-3	Speed	Laptime	Pit	Lap	Sect-1	Speed	Sect-2	Speed	Sect-3	Speed	Laptime	Pit
1							3:13.277		17							2:50.891	
2							3:06.924		18							2:53.003	
3							3:05.790		19							2:56.183	
4							3:05.705		20							2:59.279	
5							3:07.700		21			In		In		3:53.103	P
6							3:06.402		22							2:54.173	
7							3:03.798		23							2:52.505	
8							3:03.225		24							2:51.316	
9							3:17.768		25							2:51.495	
10			In		In		3:46.916	P	26							2:50.588	
11							2:53.039		27							2:51.274	
12							2:51.208		28							2:49.648	
13							2:54.921		29							2:50.689	
14							2:53.162		30							2:47.384	
15							2:52.651		31							2:49.354	
16							2:50.325		32								

40 Galliers-Pratt-Cussons (GT2)							Porsche 911										
Lap	Sect-1	Speed	Sect-2	Speed	Sect-3	Speed	Laptime	Pit	Lap	Sect-1	Speed	Sect-2	Speed	Sect-3	Speed	Laptime	Pit
1			1:28.851	95.5	33.369	95.3	3:06.837		17	53.791		1:26.512	107.0	31.839	93.0	2:52.142	
2	54.573		1:27.549	101.5	32.992	94.6	2:55.114		18	52.822		1:26.939	103.2	31.713	96.7	2:51.474	
3	54.396		1:28.055	101.1	32.616	96.6	2:55.067		19	53.870		1:25.351	106.2	31.740	96.4	2:50.961	
4	54.479		1:27.598	106.4	32.157	97.7	2:54.234		20	52.963		1:26.413	102.3	32.080	97.1	2:51.456	
5	53.671		1:27.067	92.4	32.821	96.3	2:53.559		21	52.848		1:25.679	102.8	In		3:00.361	P
6	53.431		1:26.008	104.4	32.535	96.4	2:51.974		22	Out		1:28.850	103.4	32.585	96.9	3:58.454	P
7	54.981		1:26.690	106.9	32.307	97.4	2:53.978		23	53.796		1:27.764	102.0	32.753	96.9	2:54.313	
8	53.692		1:27.057	108.4	31.666	100.7	2:52.415		24	53.214		1:27.534	105.4	32.508	97.3	2:53.256	
9	53.527		1:28.858	100.2	In		3:03.075	P	25	53.293		1:26.502	104.7	32.589	96.3	2:52.384	
10	Out		1:29.643	100.3	32.706	94.4	4:00.341	P	26	54.015		1:27.539	102.8	32.270	97.1	2:53.824	
11	54.552		1:27.424	102.3	32.242	97.1	2:54.218		27	53.255		1:26.805	102.1	32.262	97.1	2:52.322	
12	54.769		1:27.782	105.2	32.733	95.6	2:55.284		28	53.602		1:27.618	104.5	32.453	97.6	2:53.673	
13	54.720		1:26.685	105.2	31.869	96.7	2:53.274		29	53.814		1:28.535	103.4	32.506	96.9	2:54.855	
14	53.454		1:26.366	105.4	32.168	95.5	2:51.988		30	53.373		1:28.671	106.5	31.918	97.9	2:53.962	
15	53.022		1:26.236	106.2	32.084	96.1	2:51.342		31	53.355		1:25.787	107.2	31.927	97.7	2:51.069	
16	53.145		1:26.034	105.5	31.790	95.9	2:50.969		32								

41 Jones-Barrie (GT2)							Porsche 911										
Lap	Sect-1	Speed	Sect-2	Speed	Sect-3	Speed	Laptime	Pit	Lap	Sect-1	Speed	Sect-2	Speed	Sect-3	Speed	Laptime	Pit
1			1:26.574	109.8	31.720	98.6	2:59.036		17	52.160		1:23.418	111.8	31.175	100.7	2:46.753	
2	53.822		1:28.014	108.9	31.769	98.3	2:53.605		18	51.663		1:24.245	111.8	31.195	100.3	2:47.103	
3	54.038		1:26.316	109.1	31.969	97.9	2:52.323		19	51.941		1:23.756	113.4	30.893	100.9	2:46.590	
4	53.444		1:27.102	109.7	31.829	96.3	2:52.375		20	51.763		1:23.922	113.2	31.169	100.1	2:46.854	
5	53.983		1:27.387	107.5	32.337	98.3	2:53.707		21	51.640		1:23.361	113.4	30.997	100.4	2:45.998	
6	53.587		1:28.100	106.4	32.485	95.3	2:54.172		22	52.473		1:23.720	112.8	31.270	99.6	2:47.463	
7	54.145		1:27.706	106.9	32.628	98.0	2:54.479		23	52.182		1:22.817	112.4	In		2:50.539	P
8	54.305		1:26.077	110.7	32.014	96.7	2:52.396		24	Out		1:27.142	109.5	31.570	96.4	3:49.112	P
9	55.761		1:28.409	103.6	In		3:04.951	P	25	53.645		1:28.893	110.4	32.019	97.7	2:54.557	
10	Out		1:23.975	109.5	31.217	100.6	3:42.561	P	26	54.892		1:27.400	109.5	32.180	95.9	2:54.472	
11	51.698		1:23.752	112.0	30.773	100.6	2:46.223		27	56.582		1:29.534	106.5	32.986	92.1	2:59.102	
12	51.720		1:22.151	113.0	30.801	100.4	2:44.672		28	55.055		1:28.823	110.9	31.521	97.9	2:55.399	
13	52.074		1:23.331	112.8	31.063	100.4	2:46.468		29	53.933		1:25.999	111.3	31.777	97.3	2:51.709	
14	51.877		1:24.128	112.4	31.292	99.8	2:47.297		30	53.465		1:26.848	109.1	32.562	92.4	2:52.875	
15	51.964		1:23.809	113.9	31.530	99.9	2:47.303		31	54.112		1:28.380	110.2	31.770	97.7	2:54.262	
16	52.474		1:23.314	113.0	31.174	100.6	2:46.962		32	53.734		1:27.900	108.2	32.133	98.0	2:53.767	



Session Start: 11:41:17 - Finish: 13:12:45

Weather/Track Conditions: Cloud / Dry

Circuit: Silverstone Historic Grand Prix

Track Length: 5.857 Km - 3.6394 miles

Silverstone International Trophy - 20 - 21 May 2017

GT & Sports Car Cup supported by Denis Welch Motorsport & John Clark Motor Group

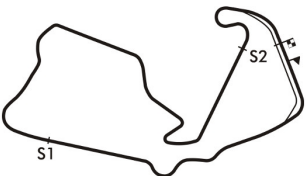
Race 9 - Sector Analysis

42 Tognola-Monk (GT2)							Porsche 911										
Lap	Sect-1	Speed	Sect-2	Speed	Sect-3	Speed	Laptime	Pit	Lap	Sect-1	Speed	Sect-2	Speed	Sect-3	Speed	Laptime	Pit
1			1:27.399	106.2	31.817	103.9	2:56.814		17	50.100		1:22.767	116.5	30.099	108.3	2:42.966	
2	51.962		1:26.268	109.8	31.643	104.4	2:49.873		18	50.564		1:22.460	117.1	30.195	106.8	2:43.219	
3	52.748		1:26.592	110.9	31.552	103.6	2:50.892		19	50.936		1:21.870	115.9	30.390	106.2	2:43.196	
4	51.881		1:25.865	110.2	31.861	100.9	2:49.607		20	50.731		1:22.836	117.9	30.025	106.8	2:43.592	
5	52.452		1:25.303	115.1	30.942	105.4	2:48.697		21	50.635		1:21.465	115.1	30.645	103.9	2:42.745	
6	52.558		1:24.756	113.7	31.254	103.7	2:48.568		22	50.505		1:21.604	114.5	30.491	105.9	2:42.600	
7	51.791		1:25.733	108.1	31.836	104.7	2:49.360		23	50.878		1:21.700	113.7	30.571	105.7	2:43.149	
8	51.018		1:23.749	113.7	30.699	105.9	2:45.466		24	50.770		1:23.144	113.4	In		2:50.928	P
9	51.784		1:24.033	114.7	30.758	106.2	2:46.575		25	Out		1:26.742	113.2	30.938	105.6	3:53.839	P
10	51.560		1:23.907	114.3	In		2:50.289	P	26	52.477		1:26.180	115.9	31.328	104.7	2:49.985	
11	Out		1:22.560	115.1	30.366	106.8	4:03.456	P	27	53.691		1:25.866	114.5	31.437	104.6	2:50.994	
12	50.440		1:21.304	116.5	30.270	106.1	2:42.014		28	52.543		1:25.302	113.0	31.621	105.1	2:49.466	
13	50.280		1:21.369	116.3	30.360	106.9	2:42.009		29	52.858		1:26.033	116.9	31.573	102.1	2:50.464	
14	50.204		1:21.392	116.3	30.202	104.9	2:41.798		30	52.628		1:25.230	115.7	31.355	102.6	2:49.213	
15	50.666		1:21.738	113.6	30.693	106.9	2:43.097		31	54.087		1:27.017	117.1	31.233	105.6	2:52.337	
16	50.391		1:20.720	115.1	30.427	107.1	2:41.538		32	51.971		1:25.902	107.4	32.517	100.7	2:50.390	

47 Paul-Bourne (GT2)							TVR Grantura Mk3										
Lap	Sect-1	Speed	Sect-2	Speed	Sect-3	Speed	Laptime	Pit	Lap	Sect-1	Speed	Sect-2	Speed	Sect-3	Speed	Laptime	Pit
1			1:24.484	109.3	31.695	101.5	2:54.866		18	50.189		1:20.009	112.0	30.109	102.9	2:40.307	
2	51.697		1:24.919	104.5	31.707	100.9	2:48.323		19	49.548		1:20.140	112.0	29.589	103.6	2:39.277	
3	51.112		1:22.608	111.5	31.003	101.8	2:44.723		20	49.026		1:19.094	112.8	29.181	104.1	2:37.301	
4	50.968		1:22.680	110.7	31.086	100.3	2:44.734		21	49.239		1:20.008	113.0	29.470	103.7	2:38.717	
5	51.279		1:23.622	110.6	31.297	99.5	2:46.198		22	50.437		1:19.035	113.7	29.348	104.4	2:38.820	
6	51.473		1:22.947	110.9	31.084	98.7	2:45.504		23	49.063		1:19.463	112.8	29.219	104.4	2:37.745	
7	51.284		1:23.598	110.6	31.306	99.2	2:46.188		24	48.999		1:19.674	112.4	29.569	103.6	2:38.242	
8	51.389		1:23.150	111.7	30.905	99.2	2:45.444		25	49.376		1:18.977	113.7	29.328	105.1	2:37.681	
9	51.144		1:23.930	111.8	30.837	99.5	2:45.911		26	49.060		1:22.343	110.7	29.578	104.7	2:40.981	
10	51.349		1:23.201	110.0	31.503	98.9	2:46.053		27	48.937		1:18.827	113.2	29.215	104.2	2:36.979	
11	51.857		1:24.550	109.7	31.679	98.7	2:48.086		28	49.911		1:18.840	114.3	In		2:43.648	P
12	51.921		1:22.500	110.2	30.788	100.7	2:45.209		29	Out		1:22.792	110.9	30.838	101.8	3:27.226	P
13	51.796		1:23.037	110.4	31.544	99.8	2:46.377		30	50.836		1:23.863	110.7	30.657	102.1	2:45.356	
14	51.274		1:24.145	108.4	In		2:53.724	P	31	50.756		1:23.710	110.6	31.034	102.4	2:45.500	
15	Out		1:21.707	111.3	29.720	103.1	3:21.397	P	32	50.538		1:24.158	113.0	30.483	102.3	2:45.179	
16	49.656		1:21.652	112.4	29.822	103.7	2:41.130		33	50.316		1:21.466	112.2	30.353	102.0	2:42.135	
17	50.159		1:20.662	112.2	29.885	104.1	2:40.706		34	50.514		1:21.898	112.0	30.617	102.3	2:43.029	

48 Joe Ward (GT2)							TVR Grantura Mk3										
Lap	Sect-1	Speed	Sect-2	Speed	Sect-3	Speed	Laptime	Pit	Lap	Sect-1	Speed	Sect-2	Speed	Sect-3	Speed	Laptime	Pit
1			1:23.940	106.9	30.645	102.3	2:50.316		18	50.579		1:21.249	110.4	30.596	103.2	2:42.424	
2	50.048		1:24.173	107.4	30.718	104.7	2:44.939		19	49.921		1:20.109	111.7	29.766	103.2	2:39.796	
3	50.428		1:20.995	108.1	30.040	105.1	2:41.463		20	49.696		1:21.145	114.9	29.874	102.4	2:40.715	
4	50.922		1:21.724	111.3	29.875	105.1	2:42.521		21	50.204		1:20.945	114.1	30.048	100.9	2:41.197	
5	49.954		1:21.171	110.7	30.164	103.6	2:41.289		22	50.038		1:20.302	112.4	29.922	102.9	2:40.262	
6	50.492		1:21.638	110.2	30.028	103.2	2:42.158		23	49.964		1:20.098	112.8	29.826	103.2	2:39.888	
7	50.419		1:20.470	109.8	29.926	104.6	2:40.815		24	50.100		1:20.904	112.2	29.899	103.6	2:40.903	
8	50.893		1:22.558	112.8	30.206	103.6	2:43.657		25	50.455		1:19.604	113.0	29.872	103.1	2:39.931	
9	50.268		1:20.136	112.8	29.927	103.4	2:40.331		26	50.478		1:21.920	112.8	In		2:49.067	P
10	50.557		1:20.657	110.2	31.815	100.3	2:43.029		27	Out		1:21.141	112.2	29.929	102.4	4:03.881	P
11	50.738		1:20.258	112.0	29.732	102.9	2:40.728		28	50.509		1:20.800	113.0	29.764	103.9	2:41.073	
12	49.895		1:21.249	112.8	29.839	102.9	2:40.983		29	50.783		1:20.427	112.4	29.965	103.1	2:41.175	
13	49.678		1:20.910	112.8	30.030	103.1	2:40.618		30	50.309		1:20.807	110.2	30.153	103.4	2:41.269	
14	49.810		1:19.716	114.1	In		2:46.258	P	31	50.744		1:19.911	113.0	30.885	101.5	2:41.540	
15	Out		1:19.731	111.7	29.951	102.9	4:03.202	P	32	50.165		1:21.873	111.1	30.122	102.6	2:42.160	
16	50.383		1:20.497	111.5	30.143	102.4	2:41.023		33	50.320		1:20.143	113.0	30.322	104.1	2:40.785	
17	50.317		1:20.598	112.0	29.896	102.4	2:40.811		34								

49 Elstrop C-Elstrop H (GT2)							TVR Grantura Mk3										
Lap	Sect-1	Speed	Sect-2	Speed	Sect-3	Speed	Laptime	Pit	Lap	Sect-1	Speed	Sect-2	Speed	Sect-3	Speed	Laptime	Pit
1			1:27.735	97.5	32.188	86.4	3:02.641		3	Out		1:55.054	64.0	In		12:50.216	P
2	55.930		1:30.858	85.3	In		3:06.506	P	4								



Session Start: 11:41:17 - Finish: 13:12:45
Weather/Track Conditions: Cloud / Dry
Circuit: Silverstone Historic Grand Prix
Track Length: 5.857 Km - 3.6394 miles

Silverstone International Trophy - 20 - 21 May 2017


GT & Sports Car Cup supported by Denis Welch Motorsport & John Clark Motor Group

Race 9 - Sector Analysis

53 Harris-Wilmoth (GT3)							Austin Healey 3000										
Lap	Sect-1	Speed	Sect-2	Speed	Sect-3	Speed	Laptime	Pit	Lap	Sect-1	Speed	Sect-2	Speed	Sect-3	Speed	Laptime	Pit
1			1:21.577	107.2	30.920	108.0	2:51.127		18	49.467		1:21.538	103.1	31.376	98.5	2:42.381	
2	49.332		1:23.148	110.7	30.156	108.9	2:42.636		19	50.579		1:22.379	113.0	29.845	105.6	2:42.803	
3	50.311		1:20.741	113.7	30.113	107.1	2:41.165		20	50.320		1:22.993	103.6	30.230	108.0	2:43.543	
4	49.823		1:21.293	111.5	29.696	110.3	2:40.812		21	49.575		1:21.565	111.3	30.538	101.6	2:41.678	
5	49.216		1:20.437	113.9	29.784	110.7	2:39.437		22	49.664		1:20.689	120.7	29.805	106.6	2:40.158	
6	48.739		1:21.520	118.8	29.862	110.0	2:40.121		23	50.764		1:21.278	105.4	29.789	108.5	2:41.831	
7	48.950		1:20.457	113.2	29.421	110.9	2:38.828		24	50.780		1:22.464	105.8	30.096	107.8	2:43.340	
8	48.810		1:19.417	106.5	29.964	106.9	2:38.191		25	50.807		1:22.977	106.0	30.046	108.7	2:43.830	
9	49.242		1:19.092	115.7	29.873	110.2	2:38.207		26	52.172		1:23.753	104.2	In		2:54.009	P
10	49.330		1:20.539	111.1	30.333	109.6	2:40.202		27	Out		1:21.088	110.6	30.580	107.3	6:12.423	P
11	49.478		1:19.576	112.2	In		2:46.604	P	28	49.845		1:21.577	112.4	30.320	110.0	2:41.742	
12	Out		1:25.423	99.0	31.000	103.4	3:36.358	P	29	50.131		1:20.628	114.3	30.048	110.2	2:40.807	
13	51.363		1:24.812	106.4	30.588	103.6	2:46.763		30	49.825		1:20.535	114.3	29.823	110.3	2:40.183	
14	51.183		1:23.187	99.0	30.925	105.9	2:45.295		31	49.121		1:20.650	114.1	30.171	110.7	2:39.942	
15	52.559		1:22.385	107.7	30.439	106.2	2:45.383		32	49.424		1:19.183	109.7	30.135	110.2	2:38.742	
16	49.843		1:31.227	102.6	29.551	108.2	2:50.621		33	49.001		1:20.064	115.9	30.167	110.7	2:39.232	
17	49.414		1:21.298	112.0	30.121	106.6	2:40.833		34								

55 Hunt-Grant-Peterkin (GT3)							Austin Healey 3000										
Lap	Sect-1	Speed	Sect-2	Speed	Sect-3	Speed	Laptime	Pit	Lap	Sect-1	Speed	Sect-2	Speed	Sect-3	Speed	Laptime	Pit
1			1:23.502	115.1	30.141	106.1	2:48.608		18	49.857		1:19.520	116.1	30.113	106.9	2:39.490	
2	49.346		1:22.484	115.1	29.807	106.9	2:41.637		19	49.472		1:20.473	116.3	30.756	107.6	2:40.701	
3	48.813		1:19.156	113.7	29.883	106.2	2:37.852		20	49.585		1:19.473	116.1	30.885	108.2	2:39.943	
4	49.066		1:18.903	115.1	29.790	106.4	2:37.759		21	49.223		1:19.923	114.9	30.171	110.3	2:39.317	
5	48.799		1:19.040	112.4	29.941	105.9	2:37.780		22	49.788		1:19.144	117.3	30.047	107.8	2:38.979	
6	48.560		1:19.899	112.4	29.652	105.9	2:38.111		23	49.714		1:19.746	116.5	In		2:44.259	P
7	48.785		1:19.993	114.5	29.978	106.8	2:38.756		24	Out		1:20.761	114.1	30.147	106.4	3:29.191	P
8	49.454		1:19.361	114.7	29.500	106.8	2:38.315		25	49.986		1:19.396	115.3	29.818	104.7	2:39.200	
9	49.153		1:19.334	113.9	29.401	106.2	2:37.888		26	49.830		1:19.682	116.9	29.441	108.0	2:38.953	
10	49.144		1:19.235	105.7	In		2:47.253	P	27	48.677		1:18.916	113.7	29.724	107.1	2:37.317	
11	Out		1:21.969	111.8	30.560	107.8	3:21.816	P	28	49.142		1:18.992	113.9	29.443	108.2	2:37.577	
12	49.776		1:20.725	118.8	29.834	108.9	2:40.335		29	48.647		1:19.171	113.9	29.494	108.5	2:37.312	
13	49.767		1:21.447	113.6	30.282	108.0	2:41.496		30	48.889		1:20.911	113.6	29.866	107.6	2:39.666	
14	50.060		1:22.955	115.9	30.178	108.2	2:43.193		31	49.199		1:19.120	111.5	30.022	107.1	2:38.341	
15	49.876		1:23.291	115.5	30.096	104.6	2:43.263		32	48.871		1:18.768	115.1	29.777	108.0	2:37.416	
16	49.797		1:19.989	117.1	30.451	108.5	2:40.237		33	50.202		1:19.521	112.8	29.720	107.6	2:39.443	
17	49.686		1:19.917	117.1	30.005	106.8	2:39.608		34	48.785		1:20.993	113.4	29.845	104.6	2:39.623	

56 Smithies-Chatham (GT3)							Austin Healey 3000										
Lap	Sect-1	Speed	Sect-2	Speed	Sect-3	Speed	Laptime	Pit	Lap	Sect-1	Speed	Sect-2	Speed	Sect-3	Speed	Laptime	Pit
1			1:21.849	114.9	29.551	108.5	2:45.059		18	49.280		1:22.109	117.3	29.759	109.6	2:41.148	
2	49.027		1:19.412	113.7	29.642	108.9	2:38.081		19	50.359		1:18.400	115.5	29.702	108.7	2:38.461	
3	48.678		1:18.801	113.4	29.811	108.9	2:37.290		20	48.731		1:18.754	114.9	29.516	110.0	2:37.001	
4	49.150		1:18.366	114.3	29.494	108.7	2:37.010		21	48.999		1:20.689	114.1	29.773	110.0	2:39.461	
5	48.573		1:18.886	115.1	29.449	110.7	2:36.908		22	50.350		1:19.778	109.3	30.626	106.9	2:40.754	
6	48.736		1:19.099	113.9	29.854	108.5	2:37.689		23	48.931		1:19.253	108.2	In		2:45.336	P
7	48.959		1:19.642	116.5	29.782	110.0	2:38.383		24	Out		1:18.950	117.7	29.728	109.4	3:40.034	P
8	48.145		1:19.650	115.1	29.619	110.0	2:37.414		25	48.215		1:18.104	119.0	29.532	110.5	2:35.851	
9	48.433		1:19.129	114.7	30.148	109.6	2:37.710		26	48.063		1:18.789	118.1	29.641	109.2	2:36.493	
10	48.368		1:20.016	115.3	29.542	109.8	2:37.926		27	48.487		1:18.694	114.1	30.100	109.1	2:37.281	
11	48.647		1:19.745	115.3	29.711	109.2	2:38.103		28	49.254		1:18.998	115.3	30.175	108.2	2:38.427	
12	48.946		1:20.126	113.9	In		2:43.903	P	29	48.791		1:19.238	118.8	29.805	110.2	2:37.834	
13	Out		1:22.481	107.2	30.659	108.3	3:24.838	P	30	48.660		1:19.042	114.1	30.359	107.8	2:38.061	
14	50.009		1:20.604	113.4	29.916	108.7	2:40.529		31	48.603		1:19.174	117.3	30.042	109.4	2:37.819	
15	49.123		1:21.505	110.9	29.892	107.6	2:40.520		32	48.922		1:18.684	116.1	30.088	109.6	2:37.694	
16	48.206		1:20.291	114.1	29.477	106.2	2:37.974		33	48.532		1:19.256	111.7	30.467	108.0	2:38.255	
17	49.597		1:22.402	115.9	29.803	108.9	2:41.802		34	49.307		1:20.452	112.4	30.176	108.2	2:39.935	



Session Start: 11:41:17 - Finish: 13:12:45

Weather/Track Conditions: Cloud / Dry

Circuit: Silverstone Historic Grand Prix

Track Length: 5.857 Km - 3.6394 miles

Silverstone International Trophy - 20 - 21 May 2017


GT & Sports Car Cup supported by Denis Welch Motorsport & John Clark Motor Group

Race 9 - Sector Analysis

58 Pangborn-Woods (GT3)							Austin Healey 3000										
Lap	Sect-1	Speed	Sect-2	Speed	Sect-3	Speed	Laptime	Pit	Lap	Sect-1	Speed	Sect-2	Speed	Sect-3	Speed	Laptime	Pit
1			1:22.207	110.4	30.165	107.5	2:46.707		18	49.920		1:21.816	104.2	30.998	103.2	2:42.734	
2	48.787		1:19.936	117.1	29.700	107.8	2:38.423		19	49.760		1:21.469	110.0	29.716	107.1	2:40.945	
3	48.790		1:19.714	112.2	30.087	108.3	2:38.591		20	49.549		1:21.960	108.2	30.661	104.4	2:42.170	
4	48.607		1:19.304	115.9	29.504	108.0	2:37.415		21	50.514		1:22.597	102.9	30.008	105.7	2:43.119	
5	48.099		1:19.284	113.9	29.949	107.6	2:37.332		22	49.360		1:22.739	107.2	30.047	106.4	2:42.146	
6	48.765		1:19.058	116.9	29.686	108.0	2:37.509		23	50.662		1:23.433	100.5	In		2:52.891	P
7	48.224		1:19.273	116.1	29.593	109.4	2:37.090		24	Out		1:21.504	106.5	30.639	105.6	3:46.220	P
8	47.726		1:19.314	115.7	29.482	109.4	2:36.522		25	50.034		1:19.994	113.0	30.146	107.3	2:40.174	
9	48.138		1:18.201	117.7	29.991	110.0	2:36.330		26	48.183		1:20.132	115.9	29.469	109.4	2:37.784	
10	48.530		1:20.386	111.7	29.621	109.4	2:38.537		27	48.240		1:20.182	117.1	29.378	109.1	2:37.800	
11	47.953		1:19.715	107.5	In		2:44.566	P	28	48.610		1:19.736	119.2	29.576	107.5	2:37.922	
12	Out		1:25.587	98.4	31.274	104.1	3:37.940	P	29	47.825		1:19.860	117.9	29.360	109.8	2:37.045	
13	51.172		1:23.765	103.4	30.384	103.7	2:45.321		30	48.376		1:18.851	119.2	29.403	110.3	2:36.630	
14	50.142		1:24.250	99.9	30.604	103.6	2:44.996		31	48.031		1:19.336	115.7	29.363	109.4	2:36.730	
15	51.342		1:22.867	108.8	30.060	107.5	2:44.269		32	47.774		1:19.328	118.4	29.394	109.8	2:36.496	
16	49.312		1:22.443	100.8	30.292	105.4	2:42.047		33	47.923		1:19.950	117.1	29.558	109.6	2:37.431	
17	50.859		1:24.057	98.3	31.042	100.9	2:45.958		34	48.469		1:19.645	118.1	29.406	110.0	2:37.520	

60 Andrew Bentley (GT3)							Morgan Plus 4										
Lap	Sect-1	Speed	Sect-2	Speed	Sect-3	Speed	Laptime	Pit	Lap	Sect-1	Speed	Sect-2	Speed	Sect-3	Speed	Laptime	Pit
1			1:22.740	111.5	30.255	100.3	2:48.382		18	50.045		1:20.027	109.7	29.985	99.8	2:40.057	
2	50.326		1:25.822	102.9	30.573	100.7	2:46.721		19	49.719		1:19.496	111.1	29.820	101.2	2:39.035	
3	50.509		1:20.556	111.8	29.834	102.4	2:40.899		20	50.100		1:20.442	112.2	29.855	100.9	2:40.397	
4	50.661		1:20.571	111.1	29.750	99.8	2:40.982		21	51.206		1:19.339	110.9	29.643	99.3	2:40.188	
5	50.236		1:19.301	111.3	29.790	100.1	2:39.327		22	50.124		1:19.446	112.2	29.653	100.6	2:39.223	
6	50.542		1:19.903	111.7	29.798	100.6	2:40.243		23	49.576		1:20.078	111.5	29.436	103.2	2:39.090	
7	50.009		1:19.493	111.3	29.641	101.8	2:39.143		24	49.559		1:18.637	111.8	29.534	103.6	2:37.730	
8	49.907		1:20.392	111.1	29.779	100.4	2:40.078		25	49.495		1:18.423	111.8	In		2:41.149	P
9	50.269		1:19.500	110.4	29.681	99.8	2:39.450		26	Out		1:19.335	112.0	30.167	102.6	3:59.080	P
10	50.500		1:19.446	110.2	29.868	99.6	2:39.814		27	49.807		1:18.949	111.8	30.478	102.9	2:39.234	
11	50.818		1:19.594	109.1	29.902	100.6	2:40.314		28	49.815		1:20.703	112.2	30.021	102.8	2:40.539	
12	50.790		1:19.345	111.3	In		2:43.672	P	29	49.802		1:20.533	111.7	29.945	102.3	2:40.280	
13	Out		1:21.674	111.1	29.950	101.3	4:02.001	P	30	49.630		1:19.976	112.2	29.492	100.7	2:39.098	
14	49.915		1:19.243	111.8	29.784	99.8	2:38.942		31	49.668		1:18.631	113.2	29.605	100.9	2:37.904	
15	50.012		1:19.108	108.9	29.939	99.8	2:39.059		32	50.429		1:19.232	112.2	29.547	102.0	2:39.208	
16	49.923		1:19.028	111.7	29.682	101.0	2:38.633		33	49.509		1:18.501	112.8	29.316	102.1	2:37.326	
17	51.536		1:19.663	112.0	29.707	100.9	2:40.906		34	49.222		1:18.352	113.6	29.621	102.3	2:37.195	

61 Orebi Gann-Lockie (GT3)							Morgan Plus 4 SLR										
Lap	Sect-1	Speed	Sect-2	Speed	Sect-3	Speed	Laptime	Pit	Lap	Sect-1	Speed	Sect-2	Speed	Sect-3	Speed	Laptime	Pit
1			1:25.487	112.2	29.814	105.2	2:49.158		7	49.409		1:20.119	117.7	29.367	105.6	2:38.895	
2	49.749		1:24.969	112.4	29.719	104.4	2:44.437		8	48.813		1:19.609	117.1	30.135	105.2	2:38.557	
3	49.749		1:21.807	115.5	29.476	106.6	2:41.032		9	50.486		1:20.464	115.9	In		2:49.678	P
4	50.107		1:21.002	113.0	29.634	104.4	2:40.743		10	Out		1:17.991	117.9	28.774	107.5	3:27.796	P
5	49.184		1:20.170	116.9	29.512	104.9	2:38.866		11	48.909		1:19.195	120.1	29.713	107.1	2:37.817	
6	49.458		1:21.365	116.7	29.686	105.1	2:40.509		12	48.964		1:17.252	119.4	29.188	106.2	2:35.404	



Session Start: 11:41:17 - Finish: 13:12:45
 Weather/Track Conditions: Cloud / Dry
 Circuit: Silverstone Historic Grand Prix
 Track Length: 5.857 Km - 3.6394 miles

Silverstone International Trophy - 20 - 21 May 2017


GT & Sports Car Cup supported by Denis Welch Motorsport & John Clark Motor Group

Race 9 - Sector Analysis

67 Kirkaldy-Watson (GT3)							Jaguar E-type										
Lap	Sect-1	Speed	Sect-2	Speed	Sect-3	Speed	Laptime	Pit	Lap	Sect-1	Speed	Sect-2	Speed	Sect-3	Speed	Laptime	Pit
1			1:17.874	116.7	28.896	111.8	2:35.620		17	49.929		1:33.871	103.7	30.964	100.3	2:54.764	
2	47.192		1:16.480	119.2	28.683	112.6	2:32.355		18	49.956		1:20.907	111.3	30.483	101.6	2:41.346	
3	47.071		1:16.363	120.1	28.679	112.6	2:32.113		19	50.588		1:21.369	120.9	30.411	109.2	2:42.368	
4	46.791		1:17.394	122.7	28.814	112.4	2:32.999		20	51.143		1:20.850	120.1	30.144	109.8	2:42.137	
5	46.942		1:16.422	122.0	28.718	111.5	2:32.082		21	50.697		1:20.328	119.8	29.889	108.5	2:40.914	
6	47.177		1:16.749	118.4	28.641	112.0	2:32.567		22	50.567		1:20.224	120.7	29.938	108.3	2:40.729	
7	47.409		1:16.554	124.7	28.688	111.8	2:32.651		23	49.204		1:20.512	121.8	40.345	106.2	2:50.061	
8	47.370		1:17.144	118.1	28.722	112.6	2:33.236		24	49.115		1:21.391	116.9	30.448	106.1	2:40.954	
9	49.085		1:16.956	120.1	28.788	112.6	2:34.829		25	50.456		1:21.904	108.9	30.353	107.3	2:42.713	
10	47.291		1:16.402	122.2	28.803	112.2	2:32.496		26	50.215		1:21.125	115.5	30.252	108.2	2:41.592	
11	47.272		1:17.985	123.1	29.092	111.7	2:34.349		27	49.445		1:20.499	115.7	30.087	107.5	2:40.031	
12	47.364		1:16.981	120.9	28.869	112.2	2:33.214		28	1:06.746		1:22.263	118.4	30.767	102.3	2:59.776	
13	48.017		1:17.587	117.3	29.049	109.1	2:34.653		29	50.001		1:21.817	110.4	30.257	109.6	2:42.075	
14	47.647		1:16.594	115.9	28.795	111.7	2:33.036		30	49.856		1:21.241	100.9	In		2:47.663	P
15	47.164		1:17.219	118.1	In		2:38.618	P	31	Out		1:17.087	108.6	29.373	113.0	8:14.495	P
16	Out		1:22.278	112.0	30.705	106.2	4:04.195	P	32	46.803		1:16.028	121.1	28.653	113.6	2:31.484	

68 Gordon-Finburgh (GT3)							Jaguar XK150										
Lap	Sect-1	Speed	Sect-2	Speed	Sect-3	Speed	Laptime	Pit	Lap	Sect-1	Speed	Sect-2	Speed	Sect-3	Speed	Laptime	Pit
1			1:29.420	98.3	32.604	96.1	3:04.712		17	53.150		1:24.184	108.8	In		2:56.158	P
2	53.421		1:25.828	104.0	32.548	95.2	2:51.797		18	Out		1:26.217	107.9	32.400	93.0	4:21.083	P
3	53.188		1:26.119	104.2	32.546	96.7	2:51.853		19	52.251		1:25.826	107.5	32.777	96.9	2:50.854	
4	53.102		1:25.460	106.2	32.072	95.6	2:50.634		20	52.632		1:24.558	108.8	32.170	98.6	2:49.360	
5	53.463		1:28.130	106.9	32.737	93.2	2:54.330		21	53.255		1:25.225	109.5	31.856	97.4	2:50.336	
6	53.068		1:28.885	103.9	32.468	94.2	2:54.421		22	53.680		1:25.906	103.1	32.850	97.9	2:52.436	
7	52.890		1:28.880	103.1	32.435	95.3	2:54.205		23	52.641		1:25.757	106.9	32.356	97.0	2:50.754	
8	52.643		1:27.409	103.6	32.790	93.8	2:52.842		24	52.486		1:24.841	107.2	32.159	97.3	2:49.486	
9	53.456		1:27.421	105.4	32.239	94.8	2:53.116		25	55.418		1:26.679	105.8	32.561	95.6	2:54.658	
10	52.781		1:25.398	101.4	In		2:56.209	P	26	52.647		1:25.069	107.9	32.107	97.7	2:49.823	
11	Out		1:25.689	105.7	31.781	96.4	5:08.306	P	27	52.294		1:25.011	108.8	32.026	98.0	2:49.331	
12	52.969		1:25.427	108.6	31.626	96.6	2:50.022		28	52.326		1:24.886	107.5	31.966	98.7	2:49.178	
13	53.337		1:24.790	104.4	31.725	96.3	2:49.852		29	52.693		1:24.736	108.8	32.374	97.1	2:49.803	
14	53.084		1:23.831	108.8	31.307	97.9	2:48.222		30	52.107		1:25.532	104.2	32.334	99.0	2:49.973	
15	52.608		1:24.188	108.6	31.120	98.9	2:47.916		31	52.233		1:26.301	101.2	32.269	97.0	2:50.803	
16	52.292		1:24.583	109.7	31.366	98.6	2:48.241		32								

71 Ross-Jones A-Ross-Jones D (GT3)							Triumph TR4										
Lap	Sect-1	Speed	Sect-2	Speed	Sect-3	Speed	Laptime	Pit	Lap	Sect-1	Speed	Sect-2	Speed	Sect-3	Speed	Laptime	Pit
1			1:23.409	105.8	30.582	102.0	2:50.075		18	50.664		1:21.521	111.1	30.707	99.2	2:42.892	
2	49.699		1:23.931	105.4	31.132	102.6	2:44.762		19	50.967		1:22.415	112.2	30.601	98.9	2:43.983	
3	50.419		1:20.708	107.0	30.420	103.7	2:41.547		20	50.896		1:21.739	109.3	30.846	101.5	2:43.481	
4	51.132		1:21.186	111.1	30.235	102.8	2:42.553		21	50.349		1:22.552	111.8	30.800	99.8	2:43.701	
5	49.861		1:21.020	111.7	29.962	101.3	2:40.843		22	50.750		1:23.315	112.4	30.344	100.4	2:44.409	
6	50.042		1:21.339	112.0	30.369	102.4	2:41.750		23	50.840		1:21.897	112.6	30.731	101.5	2:43.468	
7	49.932		1:20.460	111.8	29.988	101.5	2:40.380		24	50.768		1:21.293	111.8	In		2:48.950	P
8	49.644		1:20.913	112.8	30.229	102.3	2:40.786		25	Out		1:20.815	111.8	29.976	103.1	3:37.253	P
9	50.153		1:20.636	113.4	30.245	102.3	2:41.034		26	51.391		1:21.568	114.3	29.914	103.9	2:42.873	
10	50.068		1:20.775	111.8	30.421	101.2	2:41.264		27	51.245		1:20.181	107.4	31.368	103.6	2:42.794	
11	49.969		1:21.858	109.8	In		2:47.420	P	28	50.446		1:21.223	110.0	30.280	101.2	2:41.949	
12	Out		1:23.504	106.2	31.602	98.9	3:41.599	P	29	50.435		1:20.301	113.0	30.025	101.8	2:40.761	
13	50.882		1:23.424	108.8	31.277	100.7	2:45.583		30	50.751		1:21.142	110.4	30.313	101.2	2:42.206	
14	51.131		1:23.787	107.0	31.053	100.6	2:45.971		31	49.905		1:21.291	108.9	30.201	102.6	2:41.397	
15	50.354		1:22.638	108.4	30.806	100.7	2:43.798		32	49.991		1:21.417	108.8	30.756	101.6	2:42.164	
16	50.764		1:22.819	110.9	30.883	100.7	2:44.466		33	49.529		1:21.627	111.7	30.190	101.2	2:41.346	
17	50.967		1:21.838	111.5	31.022	99.3	2:43.827		34								



Session Start: 11:41:17 - Finish: 13:12:45

Weather/Track Conditions: Cloud / Dry

Circuit: Silverstone Historic Grand Prix

Track Length: 5.857 Km - 3.6394 miles

Silverstone International Trophy - 20 - 21 May 2017


GT & Sports Car Cup supported by Denis Welch Motorsport & John Clark Motor Group

Race 9 - Sector Analysis

74 Wilson-Williams (GT4)								AC Cobra 289							
lap	Sect-1	Speed	Sect-2	Speed	Sect-3	Speed	Laptime Pit	lap	Sect-1	Speed	Sect-2	Speed	Sect-3	Speed	Laptime Pit
1			1: 19.742	124.0	29.763	110.2	2: 42.021	19	48.286	1: 18.840	120.5	29.303	109.2		2: 36.429
2	48.668		1: 20.774	124.5	29.581	111.5	2: 39.023	20	48.509	1: 19.236	124.3	28.526	113.0		2: 36.271
3	48.421		1: 19.646	126.1	28.946	112.8	2: 37.013	21	48.646	1: 18.695	123.8	28.866	111.5		2: 36.207
4	48.571		1: 19.174	119.2	29.471	109.8	2: 37.216	22	49.028	1: 19.102	123.6	28.740	111.8		2: 36.870
5	48.199		1: 18.944	123.8	28.911	112.2	2: 36.054	23	48.844	1: 19.132	122.0	28.776	111.8		2: 36.752
6	48.114		1: 18.924	125.0	29.215	110.9	2: 36.253	24	51.225	1: 20.893	113.2	In			2: 49.454 P
7	48.413		1: 19.240	117.1	28.715	114.8	2: 36.368	25	Out	1: 19.110	124.0	28.965	110.9		3: 33.916 P
8	48.260		1: 18.997	127.1	28.837	114.6	2: 36.094	26	48.532	1: 17.945	127.3	28.822	116.2		2: 35.299
9	47.961		1: 19.322	125.2	28.938	113.8	2: 36.221	27	47.649	1: 17.666	126.9	28.837	115.4		2: 34.152
10	48.292		1: 18.645	121.1	29.080	117.0	2: 36.017	28	48.413	1: 18.133	123.8	28.506	115.6		2: 35.052
11	48.062		1: 17.814	123.8	28.429	114.2	2: 34.305	29	47.812	1: 17.932	124.7	29.065	113.6		2: 34.809
12	47.909		1: 18.377	123.4	In		2: 41.168 P	30	47.753	1: 17.793	119.2	28.919	114.4		2: 34.465
13	Out		1: 23.188	110.7	30.140	105.2	3: 42.070 P	31	48.234	1: 20.923	121.4	29.319	112.2		2: 38.476
14	50.257		1: 20.765	119.0	29.096	109.8	2: 40.118	32	48.807	1: 18.365	121.6	29.279	113.8		2: 36.451
15	49.653		1: 20.918	120.9	28.668	108.2	2: 39.239	33	48.291	1: 19.841	121.1	29.522	112.6		2: 37.654
16	49.351		1: 19.564	113.4	28.946	113.4	2: 37.861	34	48.185	1: 18.842	123.6	29.117	116.8		2: 36.144
17	49.117		1: 19.180	117.9	29.731	110.5	2: 38.028	35	48.689	1: 18.929	124.3	28.891	115.2		2: 36.509
18	48.290		1: 20.068	121.8	28.558	109.8	2: 36.916	36							

75 Voyazides-Hadfield (GT4)								AC Cobra 289							
lap	Sect-1	Speed	Sect-2	Speed	Sect-3	Speed	Laptime Pit	lap	Sect-1	Speed	Sect-2	Speed	Sect-3	Speed	Laptime Pit
1			1: 16.503	126.6	28.355	117.2	2: 31.795	19	44.894	1: 13.683	133.2	27.759	119.6		2: 26.336
2	46.455		1: 16.389	113.9	28.802	116.8	2: 31.646	20	45.392	1: 14.138	130.1	27.674	121.1		2: 27.204
3	45.879		1: 16.200	123.8	28.499	115.0	2: 30.578	21	46.008	1: 14.493	129.1	27.861	119.6		2: 28.362
4	45.844		1: 15.824	117.7	28.562	117.4	2: 30.230	22	45.934	1: 13.315	133.2	28.089	112.4		2: 27.338
5	46.079		1: 16.160	121.6	28.361	116.6	2: 30.600	23	45.553	1: 14.712	133.4	27.606	120.5		2: 27.871
6	46.300		1: 16.609	122.9	28.459	117.6	2: 31.368	24	45.073	1: 13.816	130.6	27.662	119.8		2: 26.551
7	46.597		1: 16.478	123.8	28.396	117.6	2: 31.471	25	44.969	1: 13.313	130.6	28.098	118.5		2: 26.380
8	46.301		1: 17.074	125.4	28.360	118.1	2: 31.735	26	45.238	1: 13.470	134.5	27.733	118.9		2: 26.441
9	45.979		1: 16.015	122.9	28.592	114.0	2: 30.586	27	45.384	1: 14.349	131.3	27.840	119.1		2: 27.573
10	46.644		1: 17.537	121.1	28.849	116.0	2: 33.030	28	45.881	1: 14.566	129.1	28.031	115.2		2: 28.478
11	47.284		1: 16.153	125.4	28.389	117.9	2: 31.826	29	45.678	1: 13.918	133.4	27.610	118.9		2: 27.206
12	45.683		1: 16.587	128.3	28.087	118.3	2: 30.357	30	46.618	1: 13.926	125.7	In			2: 33.632 P
13	46.535		1: 16.623	119.4	In		2: 36.489 P	31	Out	1: 17.282	124.7	28.452	117.9		3: 26.952 P
14	Out		1: 14.983	127.1	27.624	120.9	3: 03.299 P	32	46.668	1: 16.934	116.3	28.766	112.4		2: 32.368
15	44.914		1: 13.420	132.1	27.758	120.7	2: 26.092	33	46.729	1: 16.792	120.3	29.053	116.4		2: 32.574
16	45.540		1: 14.373	130.3	27.714	119.4	2: 27.627	34	46.534	1: 16.899	114.9	29.230	114.4		2: 32.663
17	45.266		1: 15.000	127.1	27.671	120.0	2: 27.937	35	47.936	1: 17.497	120.7	28.796	116.8		2: 34.229
18	44.942		1: 14.252	124.5	28.281	119.6	2: 27.475	36	46.353	1: 16.436	115.9	29.000	112.6		2: 31.789

76 Bremner R-Bremner D-Reid (GT4)								AC Cobra 289							
lap	Sect-1	Speed	Sect-2	Speed	Sect-3	Speed	Laptime Pit	lap	Sect-1	Speed	Sect-2	Speed	Sect-3	Speed	Laptime Pit
1			1: 14.787	125.9	27.634	122.0	2: 28.158	19	46.336	1: 15.724	116.3	28.214	120.0		2: 30.274
2	45.820		1: 14.688	122.0	28.069	120.2	2: 28.577	20	45.811	1: 16.126	120.3	28.999	118.1		2: 30.936
3	45.281		1: 15.264	123.8	27.729	120.9	2: 28.274	21	48.168	1: 15.700	118.1	28.454	113.2		2: 32.322
4	45.247		1: 14.969	124.3	27.699	120.9	2: 27.915	22	46.311	1: 15.772	120.7	28.515	111.7		2: 30.598
5	45.396		1: 15.238	129.6	27.689	118.1	2: 28.323	23	45.786	1: 14.969	114.7	In			2: 34.705 P
6	45.629		1: 14.398	120.3	28.244	116.6	2: 28.271	24	Out	1: 15.930	127.8	30.948	98.5		3: 11.500 P
7	46.539		1: 15.588	122.9	27.872	119.6	2: 29.999	25	46.569	1: 15.555	115.5	28.936	108.0		2: 31.060
8	45.985		1: 17.034	112.2	28.962	118.5	2: 31.981	26	48.009	1: 15.372	121.8	28.171	118.5		2: 31.552
9	47.026		1: 16.395	113.7	28.892	112.0	2: 32.313	27	47.102	1: 15.856	124.3	28.411	119.4		2: 31.369
10	46.555		1: 16.570	118.1	28.231	119.8	2: 31.356	28	45.871	1: 16.427	123.8	28.382	114.0		2: 30.680
11	47.322		1: 15.558	122.7	28.059	118.5	2: 30.939	29	46.984	1: 16.264	131.3	28.562	120.2		2: 31.810
12	46.157		1: 16.335	117.5	28.292	119.1	2: 30.784	30	46.202	1: 16.659	117.3	28.705	119.4		2: 31.566
13	46.415		1: 16.865	120.9	In		2: 36.756 P	31	46.464	1: 16.749	118.8	28.516	119.4		2: 31.729
14	Out		1: 16.951	112.4	28.686	116.8	3: 13.416 P	32	46.931	1: 17.204	121.4	28.706	118.1		2: 32.841
15	46.059		1: 16.345	113.0	28.511	118.9	2: 30.915	33	46.505	1: 16.317	122.0	28.589	119.1		2: 31.411
16	46.668		1: 17.168	124.7	28.136	119.6	2: 31.972	34	46.977	1: 16.817	127.1	28.337	118.9		2: 32.131
17	45.029		1: 14.951	124.5	28.059	120.2	2: 28.039	35	46.961	1: 16.721	128.3	29.496	116.4		2: 33.178
18	45.319		1: 16.286	118.8	28.156	118.9	2: 29.761	36	46.501	1: 18.373	122.5	28.832	114.6		2: 33.706



Session Start: 11:41:17 - Finish: 13:12:45
Weather/Track Conditions: Cloud / Dry
Circuit: Silverstone Historic Grand Prix
Track Length: 5.857 Km - 3.6394 miles

Silverstone International Trophy - 20 - 21 May 2017


GT & Sports Car Cup supported by Denis Welch Motorsport & John Clark Motor Group

Race 9 - Sector Analysis

81 Phil Keen (GT4)								Jaguar E-type							
lap	Sect-1	Speed	Sect-2	Speed	Sect-3	Speed	Laptime Pit	lap	Sect-1	Speed	Sect-2	Speed	Sect-3	Speed	Laptime Pit
1			1: 14.579	129.1	27.677	114.2	2: 27.780	19	45.958		1: 14.225	125.2	27.900	115.6	2: 28.083
2	46.038		1: 14.506	127.3	27.808	115.0	2: 28.352	20	45.855		1: 15.769	126.1	27.999	114.6	2: 29.623
3	45.794		1: 15.964	118.6	27.977	116.2	2: 29.735	21	46.374		1: 15.126	121.6	In		2: 35.060 P
4	45.778		1: 14.870	122.0	27.844	115.6	2: 28.492	22	Out		1: 15.735	126.1	27.955	115.6	3: 52.430 P
5	45.804		1: 14.876	123.4	28.194	114.4	2: 28.874	23	45.593		1: 14.962	128.6	27.728	116.0	2: 28.283
6	45.864		1: 14.252	122.0	27.928	115.8	2: 28.044	24	45.449		1: 15.124	125.0	27.706	116.4	2: 28.279
7	46.061		1: 15.463	116.1	In		2: 35.845 P	25	45.860		1: 15.110	119.8	28.066	116.4	2: 29.036
8	Out		1: 14.910	118.8	28.372	114.2	3: 54.544 P	26	45.422		1: 15.369	117.7	28.578	116.6	2: 29.369
9	47.077		1: 14.956	121.8	28.265	114.2	2: 30.298	27	46.084		1: 13.946	120.5	28.037	116.0	2: 28.067
10	45.877		1: 15.353	119.8	27.946	115.0	2: 29.176	28	46.388		1: 14.701	125.4	27.963	115.4	2: 29.052
11	45.699		1: 14.972	121.6	27.823	116.0	2: 28.494	29	46.106		1: 13.828	125.4	28.045	115.2	2: 27.979
12	46.224		1: 15.047	126.4	27.884	115.0	2: 29.155	30	45.669		1: 15.873	126.1	27.889	114.2	2: 29.431
13	45.649		1: 16.663	119.6	28.038	114.4	2: 30.350	31	46.864		1: 15.300	126.1	28.301	110.3	2: 30.465
14	45.655		1: 14.212	115.3	28.470	116.0	2: 28.337	32	45.888		1: 14.409	126.4	28.099	116.2	2: 28.396
15	46.480		1: 17.028	118.8	28.166	113.2	2: 31.714	33	46.521		1: 14.647	125.0	27.895	116.2	2: 29.063
16	46.762		1: 14.440	123.4	27.844	115.0	2: 29.046	34	45.904		1: 14.908	128.6	27.876	116.2	2: 28.688
17	45.623		1: 13.732	125.9	27.601	116.4	2: 26.956	35	45.469		1: 14.758	125.2	27.914	116.6	2: 28.141
18	45.813		1: 16.060	126.1	27.885	115.0	2: 29.758	36							

84 Gomm-Keith-Lucas (GT4)								Jaguar E-type 'Low Drag'							
lap	Sect-1	Speed	Sect-2	Speed	Sect-3	Speed	Laptime Pit	lap	Sect-1	Speed	Sect-2	Speed	Sect-3	Speed	Laptime Pit
1			1: 18.597	119.4	28.518	108.5	2: 36.636	19	48.008		1: 19.419	106.4	29.876	107.3	2: 37.303
2	48.357		1: 17.628	117.9	28.851	111.3	2: 34.836	20	49.358		1: 20.428	111.3	29.517	111.7	2: 39.303
3	47.665		1: 18.492	117.5	28.943	110.2	2: 35.100	21	48.459		1: 21.753	103.7	In		2: 46.630 P
4	48.045		1: 18.229	120.7	29.263	108.9	2: 35.537	22	Out		1: 18.859	119.6	29.757	107.3	3: 47.496 P
5	48.158		1: 18.137	125.4	28.817	110.3	2: 35.112	23	48.578		1: 17.725	122.2	29.574	111.1	2: 35.877
6	48.111		1: 19.144	122.0	28.940	110.0	2: 36.195	24	47.726		1: 17.891	122.7	29.137	110.9	2: 34.754
7	47.653		1: 18.866	117.3	29.007	110.7	2: 35.526	25	47.390		1: 18.300	123.6	29.351	111.5	2: 35.041
8	47.597		1: 19.860	121.1	29.213	111.5	2: 36.670	26	48.197		1: 19.466	122.5	29.190	109.8	2: 36.853
9	47.526		1: 18.240	115.7	29.055	112.2	2: 34.821	27	48.394		1: 19.741	120.3	30.096	107.3	2: 38.231
10	48.023		1: 18.018	124.7	29.121	112.6	2: 35.162	28	48.538		1: 18.743	123.1	29.225	109.8	2: 36.506
11	47.726		1: 17.485	118.4	29.346	112.4	2: 34.557	29	47.734		1: 17.253	126.6	28.922	112.6	2: 33.909
12	47.125		1: 18.219	117.7	29.181	111.5	2: 34.525	30	47.411		1: 18.027	124.0	29.565	105.6	2: 35.003
13	47.517		1: 17.569	125.0	28.881	112.2	2: 33.967	31	48.176		1: 19.452	124.0	29.327	110.9	2: 36.955
14	47.489		1: 18.941	119.0	29.606	109.2	2: 36.036	32	48.979		1: 19.673	123.8	29.277	109.6	2: 37.929
15	48.075		1: 19.456	116.7	In		2: 41.937 P	33	48.948		1: 18.960	125.4	28.846	111.8	2: 36.754
16	Out		1: 20.648	107.0	32.197	111.5	3: 46.175 P	34	47.972		1: 17.543	124.5	28.710	112.4	2: 34.225
17	49.083		1: 19.085	110.4	29.773	114.0	2: 37.941	35	48.329		1: 18.702	117.3	29.425	109.4	2: 36.456
18	48.028		1: 19.634	105.0	29.577	113.4	2: 37.239	36							

85 Hunt-Hall (GT4)								Jaguar E-type							
lap	Sect-1	Speed	Sect-2	Speed	Sect-3	Speed	Laptime Pit	lap	Sect-1	Speed	Sect-2	Speed	Sect-3	Speed	Laptime Pit
1			1: 16.874	124.0	28.085	115.6	2: 32.908	19	47.364		1: 19.288	111.8	29.746	110.5	2: 36.398
2	46.006		1: 16.272	113.9	29.008	111.7	2: 31.286	20	48.085		1: 19.605	104.4	30.060	102.3	2: 37.750
3	46.856		1: 16.455	118.8	28.717	114.6	2: 32.028	21	48.059		1: 18.510	108.9	29.782	112.6	2: 36.351
4	46.981		1: 16.943	124.7	28.551	115.0	2: 32.475	22	47.757		1: 18.108	111.8	29.538	109.2	2: 35.403
5	46.137		1: 16.016	120.5	28.897	111.5	2: 31.050	23	47.687		1: 18.324	115.1	29.182	113.6	2: 35.193
6	46.900		1: 16.978	116.3	29.103	115.2	2: 32.981	24	47.649		1: 17.522	120.3	29.182	112.8	2: 34.353
7	46.545		1: 15.920	121.1	28.920	112.6	2: 31.385	25	47.435		1: 18.932	109.3	29.753	113.6	2: 36.120
8	46.717		1: 16.785	119.6	28.814	114.8	2: 32.316	26	47.952		1: 18.176	106.5	29.308	113.8	2: 35.436
9	46.381		1: 16.743	120.3	29.068	115.8	2: 32.192	27	48.011		1: 20.499	116.1	29.318	114.6	2: 37.828
10	46.593		1: 17.900	119.6	28.809	116.2	2: 33.302	28	47.625		1: 17.106	118.1	29.716	113.0	2: 34.447
11	46.550		1: 15.823	114.7	28.893	116.0	2: 31.266	29	47.802		1: 17.355	111.3	29.758	112.0	2: 34.915
12	47.110		1: 17.173	121.8	29.438	114.0	2: 33.721	30	47.739		1: 18.031	120.1	In		2: 41.058 P
13	48.101		1: 15.984	120.9	28.840	114.0	2: 32.925	31	Out		1: 17.966	116.5	29.284	115.8	3: 19.345 P
14	46.639		1: 17.080	121.1	28.836	109.6	2: 32.555	32	46.902		1: 16.898	110.6	29.037	114.8	2: 32.837
15	47.211		1: 17.296	112.6	In		2: 40.784 P	33	47.569		1: 16.823	114.1	29.034	112.8	2: 33.426
16	Out		1: 19.049	103.9	29.585	111.7	3: 28.855 P	34	47.628		1: 18.325	120.5	29.078	113.6	2: 35.031
17	47.650		1: 18.688	103.7	29.400	105.6	2: 35.738	35	47.392		1: 16.936	125.2	28.549	109.6	2: 32.877
18	48.174		1: 20.575	107.2	29.393	112.8	2: 38.142	36							



Session Start: 11:41:17 - Finish: 13:12:45
Weather/Track Conditions: Cloud / Dry
Circuit: Silverstone Historic Grand Prix
Track Length: 5.857 Km - 3.6394 miles

Silverstone International Trophy - 20 - 21 May 2017


GT & Sports Car Cup supported by Denis Welch Motorsport & John Clark Motor Group

Race 9 - Sector Analysis

88 Wakeman-Blakeney-Edwards (GT4)							Lister Jaguar Coupe										
lap	Sect-1	Speed	Sect-2	Speed	Sect-3	Speed	Laptime	Pit	lap	Sect-1	Speed	Sect-2	Speed	Sect-3	Speed	Laptime	Pit
1			1: 18.086	119.0	28.564	115.4	2: 34.567		19	46.731		1: 15.695	125.7	28.474	113.4	2: 30.900	
2	46.570		1: 16.061	119.2	28.404	115.2	2: 31.035		20	46.561		1: 15.867	125.7	28.624	113.0	2: 31.052	
3	46.458		1: 16.934	118.8	28.353	115.4	2: 31.745		21	46.931		1: 15.708	125.0	28.511	113.6	2: 31.150	
4	46.115		1: 16.158	122.9	28.357	114.0	2: 30.630		22	47.890		1: 15.576	115.5	28.809	114.2	2: 32.275	
5	46.258		1: 16.080	122.7	28.396	114.0	2: 30.734		23	46.865		1: 16.596	119.0	28.405	114.0	2: 31.866	
6	47.386		1: 15.751	118.4	28.607	114.4	2: 31.744		24	46.495		1: 15.341	124.0	28.538	114.4	2: 30.374	
7	46.592		1: 15.741	123.8	28.598	113.4	2: 30.931		25	46.527		1: 15.773	118.4	29.240	114.0	2: 31.540	
8	46.973		1: 18.603	113.9	29.118	114.0	2: 34.694		26	48.137		1: 15.763	122.2	28.609	113.6	2: 32.509	
9	46.468		1: 17.058	122.0	28.690	116.0	2: 32.216		27	47.524		1: 16.012	119.8	In		2: 38.221	P
10	46.398		1: 16.703	114.9	29.048	113.4	2: 32.149		28	Out		1: 18.568	114.1	29.595	112.6	3: 25.607	P
11	46.489		1: 16.457	118.6	28.739	113.0	2: 31.685		29	48.454		1: 17.652	116.9	29.087	112.8	2: 35.193	
12	47.042		1: 17.632	112.2	In		2: 41.543	P	30	46.969		1: 16.775	116.9	28.893	113.2	2: 32.637	
13	Out		1: 16.872	120.9	28.421	115.0	3: 10.921	P	31	46.901		1: 16.836	117.5	29.038	112.4	2: 32.775	
14	47.381		1: 16.022	125.4	28.409	114.2	2: 31.812		32	47.218		1: 16.524	121.6	29.840	107.6	2: 33.582	
15	46.900		1: 18.606	117.1	28.456	114.6	2: 33.962		33	48.525		1: 17.103	117.3	29.172	114.4	2: 34.800	
16	47.275		1: 16.205	122.7	28.603	114.0	2: 32.083		34	47.193		1: 17.531	116.1	29.191	113.0	2: 33.915	
17	46.777		1: 15.788	127.3	28.537	114.6	2: 31.102		35	47.577		1: 17.934	117.7	29.392	111.8	2: 34.903	
18	48.040		1: 17.235	114.7	29.414	106.8	2: 34.689		36	47.609		1: 17.901	115.9	29.364	102.6	2: 34.874	

94 Midgley-Rowe (GT4)							Lotus Elan 26R Shapecraft										
lap	Sect-1	Speed	Sect-2	Speed	Sect-3	Speed	Laptime	Pit	lap	Sect-1	Speed	Sect-2	Speed	Sect-3	Speed	Laptime	Pit
1			1: 27.380	103.2	31.315	97.0	2: 59.670		18	51.031		1: 25.429	110.4	30.591	102.4	2: 47.051	
2	52.966		1: 23.943	107.5	30.543	100.1	2: 47.452		19	50.710		1: 22.495	114.5	35.129	99.5	2: 48.334	
3	52.917		1: 27.291	102.8	30.613	99.8	2: 50.821		20	51.493		1: 23.191	105.7	31.046	100.1	2: 45.730	
4	51.874		1: 26.116	110.2	30.959	99.0	2: 48.949		21	51.282		1: 22.435	110.4	31.357	96.0	2: 45.074	
5	50.968		1: 22.380	107.0	30.327	102.1	2: 43.675		22	51.787		1: 23.893	105.4	In		2: 54.916	P
6	50.991		1: 22.619	106.7	30.748	101.8	2: 44.358		23	Out		1: 23.817	104.9	31.125	101.3	3: 44.537	P
7	50.734		1: 22.429	109.3	30.573	103.1	2: 43.736		24	53.000		1: 24.235	111.1	30.825	101.6	2: 48.060	
8	50.683		1: 22.362	108.1	30.587	100.1	2: 43.632		25	50.964		1: 25.723	102.3	31.481	100.9	2: 48.168	
9	51.121		1: 22.631	108.2	In		2: 51.571	P	26	51.049		1: 23.914	105.4	30.897	101.0	2: 45.860	
10	Out		1: 25.153	105.2	31.963	98.0	3: 50.170	P	27	52.060		1: 23.438	104.5	30.732	102.4	2: 46.230	
11	51.190		1: 25.139	107.5	31.116	100.1	2: 47.445		28	50.940		1: 23.517	107.7	30.788	101.2	2: 45.245	
12	51.899		1: 25.226	102.8	31.314	100.3	2: 48.439		29	50.869		1: 24.538	107.4	31.353	97.9	2: 46.760	
13	51.267		1: 24.152	108.6	31.007	99.9	2: 46.426		30	52.512		1: 25.784	109.8	30.531	99.3	2: 48.827	
14	52.856		1: 24.292	105.7	30.991	99.5	2: 48.139		31	51.495		1: 25.125	108.2	30.695	103.7	2: 47.315	
15	51.772		1: 23.540	109.1	30.770	100.3	2: 46.082		32	50.838		1: 24.043	107.0	31.115	102.0	2: 45.996	
16	51.572		1: 22.951	105.4	31.633	99.6	2: 46.156		33	51.216		1: 22.521	110.7	30.771	102.0	2: 44.508	
17	51.809		1: 22.918	105.5	30.430	101.6	2: 45.157		34								

96 Nyblaeus-Welch (GT3)							Austin Healey 3000										
lap	Sect-1	Speed	Sect-2	Speed	Sect-3	Speed	Laptime	Pit	lap	Sect-1	Speed	Sect-2	Speed	Sect-3	Speed	Laptime	Pit
1			1: 19.625	111.8	30.092	108.0	2: 38.453		19	47.500		1: 17.146	120.5	29.206	108.0	2: 33.852	
2	48.443		1: 19.818	111.7	30.464	108.3	2: 38.725		20	47.488		1: 17.764	119.8	28.972	108.3	2: 34.224	
3	49.029		1: 20.267	120.3	29.743	102.9	2: 39.039		21	47.596		1: 17.336	116.9	In		2: 38.701	P
4	49.339		1: 19.267	113.6	30.349	106.8	2: 38.955		22	Out		1: 19.623	114.3	30.028	106.9	3: 30.612	P
5	49.196		1: 19.219	117.5	29.798	107.6	2: 38.213		23	48.716		1: 19.675	120.3	29.838	104.2	2: 38.229	
6	48.651		1: 18.781	115.1	In		2: 45.601	P	24	48.959		1: 21.152	110.0	30.532	109.8	2: 40.643	
7	Out		1: 16.809	118.8	28.848	108.7	3: 13.989	P	25	49.606		1: 26.061	114.9	30.187	107.1	2: 45.854	
8	47.431		1: 16.834	120.3	29.082	109.6	2: 33.347		26	49.437		1: 21.533	111.1	30.235	107.1	2: 41.205	
9	47.448		1: 18.100	119.2	28.782	109.1	2: 34.330		27	48.929		1: 19.558	121.4	29.520	108.0	2: 38.007	
10	47.976		1: 17.320	120.5	28.937	108.5	2: 34.233		28	48.692		1: 21.011	107.4	30.583	105.7	2: 40.286	
11	47.481		1: 16.948	116.7	29.001	108.5	2: 33.430		29	49.397		1: 20.952	117.7	30.320	104.2	2: 40.669	
12	47.310		1: 16.943	112.0	29.336	108.3	2: 33.589		30	49.544		1: 21.438	111.7	30.832	108.0	2: 41.814	
13	48.115		1: 18.170	113.9	28.994	108.9	2: 35.279		31	48.659		1: 21.925	113.9	31.049	102.6	2: 41.633	
14	47.597		1: 17.429	115.5	29.166	108.9	2: 34.192		32	49.438		1: 20.576	108.8	30.462	104.6	2: 40.476	
15	48.107		1: 17.681	118.8	29.078	108.7	2: 34.866		33	49.744		1: 21.387	105.0	30.680	106.1	2: 41.811	
16	48.548		1: 18.020	120.3	28.944	108.7	2: 35.512		34	49.165		1: 21.328	119.0	29.835	109.1	2: 40.328	
17	48.314		1: 17.400	120.7	28.848	109.4	2: 34.562		35	49.182		1: 21.065	116.5	30.285	105.7	2: 40.532	
18	48.474		1: 17.747	119.8	29.116	108.7	2: 35.337		36								



Session Start: 11:41:17 - Finish: 13:12:45

Weather/Track Conditions: Cloud / Dry

Circuit: Silverstone Historic Grand Prix

Track Length: 5.857 Km - 3.6394 miles


Silverstone International Trophy - 20 - 21 May 2017

GT & Sports Car Cup supported by Denis Welch Motorsport & John Clark Motor Group

Race 9 - Sector Analysis

97 Nick Sleep (GT4)							Shelby Mustang GT350										
Lap	Sect-1	Speed	Sect-2	Speed	Sect-3	Speed	Laptime	Pit	Lap	Sect-1	Speed	Sect-2	Speed	Sect-3	Speed	Laptime	Pit
1			1:19.648	113.0	29.521	111.1	2:39.390		18	47.792		1:19.906	110.2	29.546	110.5	2:37.244	
2	47.838		1:19.866	112.2	29.396	111.3	2:37.100		19	47.748		1:20.095	115.7	29.670	109.8	2:37.513	
3	47.287		1:19.245	116.9	29.433	111.3	2:35.965		20	48.686		1:19.820	111.5	29.943	107.6	2:38.449	
4	47.664		1:18.748	114.5	29.515	110.0	2:35.927		21	47.962		1:19.571	114.5	30.662	100.4	2:38.195	
5	48.041		1:18.713	118.1	29.262	111.8	2:36.016		22	48.190		1:19.006	119.6	29.557	110.0	2:36.753	
6	47.810		1:18.296	114.5	29.521	109.8	2:35.627		23	48.401		1:19.086	118.6	29.487	111.1	2:36.974	
7	47.699		1:18.930	117.3	29.492	104.9	2:36.121		24	48.387		1:19.456	113.4	29.769	110.2	2:37.612	
8	48.181		1:18.688	117.7	30.007	106.2	2:36.876		25	47.614		1:20.106	116.3	29.366	113.4	2:37.086	
9	48.681		1:18.770	117.9	29.435	110.2	2:36.886		26	47.431		1:18.236	116.1	29.523	112.2	2:35.190	
10	48.052		1:20.398	115.7	29.977	110.0	2:38.427		27	47.589		1:18.550	113.7	29.739	110.7	2:35.878	
11	48.689		1:20.012	111.8	30.265	106.1	2:38.966		28	47.741		1:18.658	113.6	29.600	109.2	2:35.999	
12	48.342		1:19.122	115.9	29.682	109.2	2:37.146		29	48.900		1:18.943	110.9	In		2:42.869	P
13	48.671		1:20.322	108.6	In		2:44.776	P	30	Out		1:18.774	117.1	29.677	110.2	3:56.432	P
14	Out		1:20.429	109.5	30.017	107.8	3:58.758	P	31	48.605		1:19.758	113.9	29.671	111.8	2:38.034	
15	48.596		1:19.333	114.5	29.986	108.5	2:37.915		32	47.507		1:19.445	115.1	29.473	109.4	2:36.425	
16	48.675		1:21.049	111.8	29.853	107.1	2:39.577		33	47.749		1:18.849	118.1	29.453	111.3	2:36.051	
17	47.890		1:19.786	108.6	29.658	109.6	2:37.334		34	48.624		1:19.530	112.2	29.534	111.3	2:37.688	

99 Merry-Clayson (GT4)							Sunbeam Tiger										
Lap	Sect-1	Speed	Sect-2	Speed	Sect-3	Speed	Laptime	Pit	Lap	Sect-1	Speed	Sect-2	Speed	Sect-3	Speed	Laptime	Pit
1			1:24.188	100.9	31.141	108.3	2:51.371		16	50.724		1:28.011	101.8	31.588	107.3	2:50.323	
2	49.921		1:23.065	107.5	31.142	106.9	2:44.128		17	51.103		1:23.835	108.9	31.006	106.4	2:45.944	
3	50.522		1:21.404	103.4	30.139	110.7	2:42.065		18	50.700		1:24.725	111.7	31.402	108.0	2:46.827	
4	49.979		1:22.157	107.0	30.255	110.7	2:42.391		19	52.397		1:25.317	107.9	31.383	106.2	2:49.097	
5	49.691		1:21.892	111.3	30.155	110.9	2:41.738		20	50.929		1:24.587	109.3	31.006	106.6	2:46.522	
6	49.659		1:21.388	106.0	30.236	106.9	2:41.283		21	51.362		1:25.758	104.7	31.442	107.8	2:48.562	
7	50.138		1:21.469	108.6	29.661	110.5	2:41.268		22	51.099		1:26.056	108.8	In		2:56.708	P
8	49.986		1:21.597	116.3	29.844	111.5	2:41.427		23	Out		1:22.572	106.4	30.466	109.2	3:35.680	P
9	49.741		1:20.354	112.6	29.908	110.0	2:40.003		24	50.803		1:22.991	115.3	30.012	108.5	2:43.806	
10	49.803		1:22.511	103.4	In		2:53.766	P	25	1:07.542		1:25.995	107.0	30.490	107.5	3:04.027	
11	Out		1:26.443	99.6	31.502	106.9	3:51.343	P	26	50.965		1:22.038	114.7	30.013	110.5	2:43.016	
12	51.780		1:25.595	100.5	31.264	108.3	2:48.639		27	51.555		1:22.563	110.0	30.355	106.6	2:44.473	
13	50.996		1:26.720	103.2	32.028	104.7	2:49.744		28	50.964		1:21.459	116.5	31.171	108.0	2:43.594	
14	51.418		1:26.871	107.2	31.893	104.2	2:50.182		29	50.765		1:23.769	100.9	31.077	108.3	2:45.611	
15	51.303		1:25.847	111.7	30.859	107.5	2:48.009		30	50.691		1:22.404	116.1	30.180	108.3	2:43.275	




Session Start: 11:41:17 - Finish: 13:12:45
Weather/Track Conditions: Cloud / Dry
Circuit: Silverstone Historic Grand Prix
Track Length: 5.857 Km - 3.6394 miles

Silverstone International Trophy - 20 - 21 May 2017

GT & Sports Car Cup supported by Denis Welch Motorsport & John Clark Motor Group

Race 9 - Best Sector Times

	SECTOR 1			SECTOR 2			SECTOR 3			IDEAL / BEST LAP COMPARISON					
	NO	TIME	LAP	NO	TIME	LAP	NO	TIME	LAP	NO	NAME	BEST	IN	IDEAL	DIFF
1	75	44.894	19	75	1:13.313	25	81	27.601	17	75	Voyazides-Hadfield	2:26.092	15	2:25.813	+0.279
2	76	45.029	17	81	1:13.732	17	75	27.606	23	81	Phil Keen	2:26.956	17	2:26.755	+0.201
3	81	45.422	26	76	1:14.398	6	76	27.634	1	76	Bremner R-Bremner	2:27.915	4	2:27.061	+0.854
4	85	46.006	2	88	1:15.341	24	85	28.085	1	88	Wakeman-Blakeney	2:30.374	24	2:29.809	+0.565
5	88	46.115	4	85	1:15.823	11	88	28.353	3	85	Hunt-Hall	2:31.050	5	2:29.914	+1.136
6	67	46.791	4	67	1:16.028	32	74	28.429	11	67	Kirkaldy-Watson	2:31.484	32	2:31.460	+0.024
7	84	47.125	12	96	1:16.809	7	84	28.518	1	96	Nyblaeus-Welch	2:33.347	8	2:32.901	+0.446
8	97	47.287	3	33	1:17.124	22	67	28.641	6	33	Bell-Thomas	2:33.887	23	2:33.320	+0.567
9	96	47.310	12	61	1:17.252	12	33	28.772	19	84	Gomm-Keith-Lucas	2:33.909	29	2:32.896	+1.013
10	33	47.424	30	84	1:17.253	29	61	28.774	10	74	Wilson-Williams	2:34.152	27	2:33.744	+0.408
11	74	47.649	27	1	1:17.594	28	96	28.782	9	1	Corfield-Welch	2:35.064	29	2:34.701	+0.363
12	58	47.726	8	74	1:17.666	27	4	29.116	6	97	Nick Sleep	2:35.190	26	2:34.785	+0.405
13	1	47.885	33	4	1:17.811	6	47	29.181	20	61	Orebi Gann-Lockie	2:35.404	12	2:34.839	+0.565
14	7	47.998	4	56	1:18.104	25	1	29.222	30	56	Smithies-Chatham	2:35.851	25	2:35.616	+0.235
15	56	48.063	26	58	1:18.201	9	97	29.262	5	4	Fowler-Laplough-L	2:35.895	6	2:35.895	+0.000
16	55	48.560	6	97	1:18.236	26	60	29.316	33	58	Pangborn-Woods	2:36.330	9	2:35.287	+1.043
17	53	48.739	6	60	1:18.352	34	58	29.360	29	7	Squire M-Squire R	2:36.750	4	2:36.605	+0.145
18	61	48.813	8	55	1:18.768	32	55	29.401	9	47	Paul-Bourne	2:36.979	27	2:36.945	+0.034
19	47	48.937	27	47	1:18.827	27	53	29.421	7	60	Andrew Bentley	2:37.195	34	2:36.890	+0.305
20	4	48.968	6	7	1:19.058	4	56	29.449	5	55	Hunt-Grant-Peterkin	2:37.312	29	2:36.729	+0.583
21	11	49.011	31	53	1:19.092	9	7	29.549	3	53	Harris-Wilmoth	2:38.191	8	2:37.252	+0.939
22	60	49.222	34	48	1:19.604	25	99	29.661	7	11	Haythornthwaite-Ke	2:39.674	27	2:38.762	+0.912
23	71	49.529	33	11	1:19.888	28	10	29.689	32	48	Joe Ward	2:39.796	19	2:39.014	+0.782
24	99	49.659	6	32	1:20.103	32	48	29.732	11	99	Merry-Clayson	2:40.003	9	2:39.674	+0.329
25	48	49.678	13	71	1:20.181	27	11	29.863	32	71	Ross-Jones A-Ross	2:40.380	7	2:39.624	+0.756
26	42	50.100	17	99	1:20.354	9	71	29.914	26	42	Tognola-Monk	2:41.538	16	2:40.845	+0.693
27	94	50.683	8	42	1:20.720	16	42	30.025	20	10	Andrew McAlpine	2:41.872	21	2:41.636	+0.236
28	10	50.798	31	10	1:21.149	21	94	30.327	5	32	Jacobsen T-Jacobsen	2:42.302	32	2:41.396	+0.906
29	32	50.924	33	41	1:22.151	12	32	30.369	2	94	Midgley-Rowe	2:43.632	8	2:43.372	+0.260
30	35	51.219	10	35	1:22.175	13	34	30.534	25	41	Jones-Barrie	2:44.672	12	2:44.564	+0.108
31	41	51.640	21	94	1:22.362	8	35	30.594	12	35	Morley C-Morley S-I	2:44.710	13	2:43.988	+0.722
32	34	51.778	23	34	1:22.395	20	41	30.773	11	34	Lambert Ba-Lambert	2:44.858	25	2:44.707	+0.151
33	23	51.818	23	23	1:23.351	22	23	30.919	20	23	Bason P-Bason E	2:46.587	23	2:46.088	+0.499
34	68	52.107	30	28	1:23.524	21	68	31.120	15	37	Phillips B-Phillips O	2:47.384	30		+
35	28	52.127	15	68	1:23.831	14	28	31.429	31	28	Binfield B-Binfield S	2:47.857	18	2:47.080	+0.777
36	40	52.822	18	40	1:25.351	19	40	31.666	8	68	Gordon-Finburgh	2:47.916	15	2:47.058	+0.858
37	16	54.189	30	16	1:27.523	21	49	32.188	1	40	Galliers-Pratt-Cusso	2:50.961	19	2:49.839	+1.122
38	49	55.930	2	49	1:27.735	1	16	32.190	18	16	Julian Balme	2:54.984	28	2:53.902	+1.082
39	37			37			37			49	Elstrop C-Elstrop H	3:02.641	1	2:55.853	+6.788



Session Start: 11:41:17 - Finish: 13:12:45

Weather/Track Conditions: Cloud / Dry

Circuit: Silverstone Historic Grand Prix

Track Length: 5.857 Km - 3.6394 miles




Silverstone International Trophy - 20 - 21 May 2017

GT & Sports Car Cup supported by Denis Welch Motorsport & John Clark Motor

Race 9 - Best Sector Speeds

	NO	SECTOR 1	MPH	NO	SECTOR 2	MPH	NO	SECTOR 3	MPH
1		NO SPEED TRAP		75	Voyazides-Hadfield	134.5	76	Bremner R-Bremner D-Reid	122.0
2				76	Bremner R-Bremner D-Reid	131.3	75	Voyazides-Hadfield	121.1
3				81	Phil Keen	129.1	74	Wilson-Williams	117.0
4				74	Wilson-Williams	127.3	81	Phil Keen	116.6
5				88	Wakeman-Blakeney-Edward	127.3	85	Hunt-Hall	116.2
6				84	Gomm-Keith-Lucas	126.6	88	Wakeman-Blakeney-Edward	116.0
7				85	Hunt-Hall	125.2	84	Gomm-Keith-Lucas	114.0
8				67	Kirkaldy-Watson	124.7	7	Squire M-Squire R	113.6
9				33	Bell-Thomas	121.4	67	Kirkaldy-Watson	113.6
10				96	Nyblaeus-Welch	121.4	97	Nick Sleep	113.4
11				53	Harris-Wilmoth	120.7	99	Merry-Clayson	111.5
12				61	Orebi Gann-Lockie	120.1	53	Harris-Wilmoth	110.9
13				97	Nick Sleep	119.6	56	Smithies-Chatham	110.7
14				58	Pangborn-Woods	119.2	33	Bell-Thomas	110.3
15				56	Smithies-Chatham	119.0	55	Hunt-Grant-Peterkin	110.3
16				55	Hunt-Grant-Peterkin	118.8	58	Pangborn-Woods	110.3
17				42	Tognola-Monk	117.9	96	Nyblaeus-Welch	109.8
18				1	Corfield-Welch	117.5	42	Tognola-Monk	108.3
19				99	Merry-Clayson	116.5	1	Corfield-Welch	107.5
20				7	Squire M-Squire R	116.1	61	Orebi Gann-Lockie	107.5
21				48	Joe Ward	114.9	11	Haythornthwaite-Keith-Luca	106.8
22				94	Midgley-Rowe	114.5	47	Paul-Bourne	105.1
23				47	Paul-Bourne	114.3	48	Joe Ward	105.1
24				71	Ross-Jones A-Ross-Jones	114.3	10	Andrew McAlpine	104.2
25				11	Haythornthwaite-Keith-Luca	113.9	71	Ross-Jones A-Ross-Jones	103.9
26				41	Jones-Barrie	113.9	94	Midgley-Rowe	103.7
27				60	Andrew Bentley	113.6	60	Andrew Bentley	103.6
28				10	Andrew McAlpine	110.4	41	Jones-Barrie	100.9
29				68	Gordon-Finburgh	109.7	40	Galliers-Pratt-Cussons	100.7
30				40	Galliers-Pratt-Cussons	108.4	4	Fowler-Laplough-Lovett	99.9
31				4	Fowler-Laplough-Lovett	107.7	68	Gordon-Finburgh	99.0
32				32	Jacobsen T-Jacobsen L	107.5	32	Jacobsen T-Jacobsen L	97.3
33				35	Morley C-Morley S-Morley J	106.5	23	Bason P-Bason E	96.3
34				23	Bason P-Bason E	105.8	35	Morley C-Morley S-Morley J	95.7
35				34	Lambert Ba-Lambert Br	105.0	28	Binfield B-Binfield S	95.0
36				28	Binfield B-Binfield S	103.7	34	Lambert Ba-Lambert Br	94.8
37				16	Julian Balme	103.1	16	Julian Balme	94.4
38				49	Elstrop C-Elstrop H	97.5	49	Elstrop C-Elstrop H	86.4
39				37	Phillips B-Phillips O-Phillips	0.0	37	Phillips B-Phillips O-Phillips	0.0



Session Start: 11:41:17 - Finish: 13:12:45
Weather/Track Conditions: Cloud / Dry
Circuit: Silverstone Historic Grand Prix
Track Length: 5.857 Km - 3.6394 miles



Silverstone International Trophy - 20 - 21 May 2017

GT & Sports Car Cup supported by Denis Welch Motorsport & John Clark Motor Group

Race 9 - Lap Chart

Lap 1			Lap 2			Lap 3			Lap 4			Lap 5			Lap 6		
NO	Behind	Laptime	NO	Behind	Laptime	NO	Behind	Laptime	NO	Behind	Laptime	NO	Behind	Laptime	NO	Behind	Laptime
81		2:27.780	81		2:28.352	76		2:28.274	76		2:27.915	76		2:28.323	76		2:28.271
76	0.378	2:28.158	76	0.603	2:28.577	81	0.858	2:29.735	81	1.435	2:28.492	81	1.986	2:28.874	81	1.759	2:28.044
75	4.015	2:31.795	75	7.309	2:31.646	75	9.010	2:30.578	75	11.325	2:30.230	37	1 LAP	3:05.705	75	16.699	2:31.368
85	5.128	2:32.908	85	8.062	2:31.286	85	11.213	2:32.028	88	15.053	2:30.630	75	13.602	2:30.600	88	20.937	2:31.744
88	6.787	2:34.567	88	9.470	2:31.035	88	12.338	2:31.745	85	15.773	2:32.475	88	17.464	2:30.734	85	23.210	2:32.981
67	7.840	2:35.620	67	11.843	2:32.355	67	15.079	2:32.113	67	20.163	2:32.999	85	18.500	2:31.050	16	1 LAP	3:01.493
84	8.856	2:36.636	84	15.340	2:34.836	84	21.563	2:35.100	84	29.185	2:35.537	67	23.922	2:32.082	67	28.218	2:32.567
96	10.673	2:38.453	97	20.358	2:37.100	97	27.446	2:35.965	97	35.458	2:35.927	84	35.974	2:35.112	84	43.898	2:36.195
97	11.610	2:39.390	96	21.046	2:38.725	4	31.027	2:38.055	4	39.736	2:36.624	97	43.151	2:36.016	37	1 LAP	3:07.700
4	12.767	2:40.547	4	21.849	2:37.434	96	31.208	2:39.039	96	42.248	2:38.955	4	47.917	2:36.504	97	50.507	2:35.627
74	14.241	2:42.021	74	24.912	2:39.023	74	33.048	2:37.013	74	42.349	2:37.216	74	50.080	2:36.054	4	55.541	2:35.895
7	16.092	2:43.872	7	25.631	2:37.891	7	34.318	2:37.564	7	43.153	2:36.750	96	52.138	2:38.213	74	58.062	2:36.253
56	17.279	2:45.059	56	27.008	2:38.081	56	35.421	2:37.290	56	44.516	2:37.010	7	52.519	2:37.689	7	1:01.812	2:37.564
58	18.927	2:46.707	58	28.998	2:38.423	58	38.712	2:38.591	58	48.212	2:37.415	56	53.101	2:36.908	56	1:02.519	2:37.689
33	19.386	2:47.166	55	34.113	2:41.637	55	43.088	2:37.852	55	52.932	2:37.759	58	57.221	2:37.332	58	1:06.459	2:37.509
1	19.841	2:47.621	33	34.635	2:43.601	33	49.304	2:43.546	61	1:02.446	2:40.743	55	1:02.389	2:37.780	96	1:09.468	2:45.601
60	20.602	2:48.382	61	37.463	2:44.437	61	49.618	2:41.032	53	1:02.816	2:40.812	61	1:12.989	2:38.866	55	1:12.229	2:38.111
55	20.828	2:48.608	53	37.631	2:42.636	53	49.919	2:41.165	60	1:04.060	2:40.982	53	1:13.930	2:39.437	61	1:25.227	2:40.509
61	21.378	2:49.158	71	38.705	2:44.762	60	50.993	2:40.899	33	1:05.141	2:43.752	60	1:15.064	2:39.327	53	1:25.780	2:40.121
71	22.295	2:50.075	60	38.971	2:46.721	71	51.375	2:41.547	71	1:06.013	2:42.553	71	1:18.533	2:40.843	60	1:27.036	2:40.243
48	22.536	2:50.316	48	39.123	2:44.939	48	51.709	2:41.463	48	1:06.315	2:42.521	33	1:18.922	2:42.104	71	1:32.012	2:41.750
53	23.347	2:51.127	99	39.367	2:44.128	99	52.555	2:42.065	99	1:07.031	2:42.391	48	1:19.281	2:41.289	33	1:32.218	2:41.567
99	23.591	2:51.371	32	45.471	2:45.552	32	59.818	2:43.224	32	1:15.488	2:43.585	99	1:20.446	2:41.738	48	1:33.168	2:42.158
47	27.086	2:54.866	47	47.057	2:48.323	47	1:02.903	2:44.723	47	1:19.722	2:44.734	32	1:31.168	2:44.003	99	1:33.458	2:41.283
10	27.685	2:55.465	10	47.536	2:48.203	10	1:04.169	2:45.510	10	1:23.344	2:47.090	47	1:37.597	2:46.198	32	1:46.942	2:44.045
32	28.271	2:56.051	35	50.311	2:48.934	42	1:12.570	2:50.892	94	1:33.968	2:48.949	10	1:40.902	2:45.881	47	1:54.830	2:45.504
42	29.034	2:56.814	42	50.555	2:49.873	94	1:12.934	2:50.821	42	1:34.262	2:49.607	94	1:49.320	2:43.675	10	1:58.866	2:46.235
35	29.729	2:57.509	94	50.990	2:47.452	35	1:13.282	2:51.848	11	1:34.498	2:48.127	42	1:54.636	2:48.697	94	2:05.407	2:44.358
41	31.256	2:59.036	34	54.149	2:50.166	34	1:14.203	2:48.931	34	1:35.614	2:49.326	34	1:56.849	2:49.558	42	2:14.933	2:48.568
94	31.890	2:59.670	11	55.390	2:51.335	11	1:14.286	2:47.773	35	1:36.506	2:51.139	11	1:57.104	2:50.929	34	2:16.006	2:47.428
34	32.335	3:00.115	41	56.509	2:53.605	41	1:19.955	2:52.323	1	1:39.443	2:42.383	35	1:57.382	2:49.199	11	2:16.484	2:47.651
11	32.407	3:00.187	68	1:00.377	2:51.797	68	1:23.353	2:51.853	41	1:44.415	2:52.375	41	2:09.799	2:53.707	35	2:22.265	2:53.154
49	34.861	3:02.641	28	1:00.791	2:51.773	28	1:23.755	2:51.841	68	1:46.072	2:50.634	1	2:10.410	2:59.290	1	2:23.263	2:41.124
68	36.932	3:04.712	23	1:05.358	2:55.173	1	1:24.975	2:41.820	28	1:46.739	2:50.899	28	2:11.171	2:52.755			
28	37.370	3:05.150	40	1:05.819	2:55.114	23	1:31.013	2:54.532	23	1:57.379	2:54.281	68	2:12.079	2:54.330			
23	38.537	3:06.317	1	1:12.032	3:20.543	40	1:32.009	2:55.067	40	1:58.328	2:54.234	23	2:22.175	2:53.119			
40	39.057	3:06.837	49	1:13.015	3:06.506	16	1:50.225	2:59.458	16	2:20.760	2:58.450	40	2:23.564	2:53.559			
37	45.497	3:13.277	16	1:19.644	3:02.472	37	2:00.982	3:05.790									
16	45.524	3:13.304	37	1:24.069	3:06.924												

Session Start: 11:41:17 - Finish: 13:12:45

Weather/Track Conditions: Cloud / Dry

Circuit: Silverstone Historic Grand Prix

Track Length: 5.857 Km - 3.6394 miles

Silverstone International Trophy - 20 - 21 May 2017

GT & Sports Car Cup supported by Denis Welch Motorsport & John Clark Motor Group

Race 9 - Lap Chart

Lap 7			Lap 8			Lap 9			Lap 10			Lap 11			Lap 12		
NO	Behind	Laptime	NO	Behind	Laptime	NO	Behind	Laptime	NO	Behind	Laptime	NO	Behind	Laptime	NO	Behind	Laptime
76		2:29.999	76		2:31.981	76		2:32.313	76		2:31.356	76		2:30.939	76		2:30.784
41	1 LAP	2:54.172	42	1 LAP	2:49.360	1	1 LAP	2:41.669	47	1 LAP	2:45.911	32	1 LAP	2:44.768	41	2 LAPS	3:42.561
28	1 LAP	2:53.446	11	1 LAP	2:48.174	10	1 LAP	3:00.162	75	17.872	2:33.030	7	1 LAP	3:41.896	55	1 LAP	3:21.816
81	7.605	2:35.845	1	1 LAP	2:41.510	34	1 LAP	2:46.176	94	1 LAP	2:51.571	75	18.759	2:31.826	75	18.332	2:30.357
68	1 LAP	2:54.421	75	17.925	2:31.735	42	1 LAP	2:45.466	88	25.278	2:32.149	47	1 LAP	2:46.053	32	1 LAP	2:45.042
23	1 LAP	2:51.904	88	24.582	2:34.694	11	1 LAP	2:45.616	85	26.756	2:33.302	61	1 LAP	3:27.796	7	1 LAP	2:50.782
40	1 LAP	2:51.974	85	24.931	2:32.316	75	16.198	2:30.586	1	1 LAP	2:46.279	88	26.024	2:31.685	40	2 LAPS	4:00.341
75	18.171	2:31.471	28	1 LAP	2:52.546	88	24.485	2:32.216	34	1 LAP	2:47.056	85	27.083	2:31.266	85	30.020	2:33.721
88	21.869	2:30.931	41	1 LAP	2:54.479	85	24.810	2:32.192	42	1 LAP	2:46.575	67	39.191	2:34.349	61	1 LAP	2:37.817
85	24.596	2:31.385	68	1 LAP	2:54.205	67	34.641	2:34.829	11	1 LAP	2:46.384	37	2 LAPS	3:17.768	88	36.783	2:41.543
67	30.870	2:32.651	67	32.125	2:33.236	41	1 LAP	2:52.396	67	35.781	2:32.496	34	1 LAP	2:46.267	47	1 LAP	2:48.086
84	49.425	2:35.526	23	1 LAP	2:52.822	68	1 LAP	2:52.842	84	1:00.428	2:35.162	11	1 LAP	2:47.380	67	41.621	2:33.214
16	1 LAP	3:00.631	40	1 LAP	2:53.978	28	1 LAP	2:57.943	68	1 LAP	2:53.116	42	1 LAP	2:50.289	34	1 LAP	2:45.764
97	56.629	2:36.121	84	54.114	2:36.670	23	1 LAP	2:50.968	97	1:13.168	2:38.427	84	1:04.046	2:34.557	84	1:07.787	2:34.525
74	1:04.431	2:36.368	35	1 LAP	3:39.560	84	56.622	2:34.821	23	1 LAP	2:51.315	74	1:20.479	2:34.305	11	1 LAP	2:52.683
4	1:06.850	2:41.308	97	1:01.524	2:36.876	40	1 LAP	2:52.415	74	1:17.113	2:36.017	97	1:21.195	2:38.966	28	2 LAPS	3:42.553
7	1:10.123	2:38.310	74	1:08.544	2:36.094	97	1:06.097	2:36.886	41	1 LAP	3:04.951	81	1:23.528	2:28.494	99	1 LAP	3:51.343
56	1:10.903	2:38.383	7	1:15.849	2:37.707	74	1:12.452	2:36.221	81	1:25.973	2:29.176	56	1:35.467	2:38.103	81	1:21.899	2:29.155
58	1:13.550	2:37.090	56	1:16.336	2:37.414	35	1 LAP	2:48.468	56	1:28.303	2:37.926	94	1 LAP	3:50.170	97	1:27.557	2:37.146
55	1:20.986	2:38.756	58	1:18.091	2:36.522	56	1:21.733	2:37.710	58	1:29.289	2:38.537	68	1 LAP	2:56.209	74	1:30.863	2:41.168
37	1 LAP	3:06.402	16	1 LAP	3:00.999	58	1:22.108	2:36.330	40	1 LAP	3:03.075	23	1 LAP	2:55.296	56	1:48.586	2:43.903
61	1:34.123	2:38.895	55	1:27.320	2:38.315	81	1:28.153	2:30.298	35	1 LAP	2:48.113	58	1:42.916	2:44.566	16	2 LAPS	4:25.424
53	1:34.609	2:38.828	4	1:27.614	2:52.745	7	1:28.484	2:44.948	55	1:48.792	2:47.253	35	1 LAP	2:44.964	94	1 LAP	2:47.445
60	1:36.180	2:39.143	81	1:30.168	3:54.544	55	1:32.895	2:37.888	53	1:55.559	2:40.202	1	1 LAP	4:00.901	37	2 LAPS	3:46.916
49	4 LAPS	12:50.216	61	1:40.699	2:38.557	53	1:46.713	2:38.207	10	1 LAP	4:16.326	96	2:02.209	2:33.430	35	1 LAP	2:46.614
71	1:42.393	2:40.380	53	1:40.819	2:38.191	60	1:51.414	2:39.450	96	1:59.718	2:34.233	4	2 LAPS	8:12.826	96	2:05.014	2:33.589
33	1:43.745	2:41.526	60	1:44.277	2:40.078	16	1 LAP	2:58.581	60	1:59.872	2:39.814	60	2:09.247	2:40.314	1	1 LAP	2:38.887
48	1:43.984	2:40.815	71	1:51.198	2:40.786	96	1:56.841	2:34.330	71	2:09.827	2:41.264	53	2:11.224	2:46.604	23	1 LAP	3:03.286
99	1:44.727	2:41.268	99	1:54.173	2:41.427	61	1:58.064	2:49.678	48	2:15.351	2:43.029	10	1 LAP	2:47.714	60	2:22.135	2:43.672
96	1:53.458	3:13.989	96	1:54.824	2:33.347	71	1:59.919	2:41.034	33	2:18.260	2:42.332	48	2:25.140	2:40.728	42	1 LAP	4:03.456
32	2:01.501	2:44.558	48	1:55.660	2:43.657	99	2:01.863	2:40.003	99	2:24.273	2:53.766	71	2:26.308	2:47.420	4	2 LAPS	2:50.755
47	2:11.019	2:46.188	33	1:57.206	2:45.442	48	2:03.678	2:40.331	16	1 LAP	3:05.156	33	2:30.151	2:42.830	10	1 LAP	2:46.372
10	2:17.384	2:48.517	37	1 LAP	3:03.798	33	2:07.284	2:42.391	28	1 LAP	4:09.314				48	2:35.339	2:40.983
94	2:19.144	2:43.736	32	2:12.845	2:43.325	32	2:24.200	2:43.668									
34	2:31.910	2:45.903	47	2:24.482	2:45.444	37	1 LAP	3:03.225									
			94	2:30.795	2:43.632												

Session Start: 11:41:17 - Finish: 13:12:45
Weather/Track Conditions: Cloud / Dry
Circuit: Silverstone Historic Grand Prix
Track Length: 5.857 Km - 3.6394 miles

Silverstone International Trophy - 20 - 21 May 2017

GT & Sports Car Cup supported by Denis Welch Motorsport & John Clark Motor Group

Race 9 - Lap Chart

Lap 13			Lap 14			Lap 15			Lap 16			Lap 17			Lap 18		
NO	Behind	Laptime	NO	Behind	Laptime	NO	Behind	Laptime	NO	Behind	Laptime	NO	Behind	Laptime	NO	Behind	Laptime
76		2:36.756	85		2:32.555	85		2:40.784	75		2:27.627	75		2:27.937	75		2:27.475
33	1 LAP	2:42.873	67	13.810	2:33.036	33	1 LAP	2:52.482	76	1.220	2:31.972	76	1.322	2:28.039	74	1 LAP	2:38.028
41	2 LAPS	2:46.223	76	14.672	3:13.416	41	2 LAPS	2:46.468	4	3 LAPS	2:51.310	97	1 LAP	2:39.577	94	2 LAPS	2:46.156
55	1 LAP	2:40.335	32	1 LAP	2:44.840	58	1 LAP	2:44.996	55	1 LAP	2:43.263	34	2 LAPS	4:00.949	35	2 LAPS	2:45.797
58	1 LAP	3:37.940	75	22.620	3:03.299	76	4.803	2:30.915	58	1 LAP	2:44.269	37	3 LAPS	2:53.162	76	3.608	2:29.761
75	18.065	2:36.489	53	1 LAP	2:46.763	75	7.928	2:26.092	41	2 LAPS	2:47.297	16	3 LAPS	2:56.244	42	2 LAPS	2:41.538
85	26.189	2:32.925	7	1 LAP	2:50.485	67	11.644	2:38.618	81	29.507	2:29.046	55	1 LAP	2:40.237	56	1 LAP	2:41.802
32	1 LAP	2:44.702	23	2 LAPS	3:54.724	32	1 LAP	2:49.037	88	33.722	2:32.083	4	3 LAPS	2:48.950	97	1 LAP	2:37.334
61	1 LAP	2:35.404	47	1 LAP	2:46.377	53	1 LAP	2:45.295	53	1 LAP	2:45.383	11	2 LAPS	4:08.919	55	1 LAP	2:39.608
7	1 LAP	2:48.051	84	42.290	2:36.036	81	36.016	2:31.714	60	1 LAP	2:39.059	58	1 LAP	2:42.047	81	30.809	2:29.758
67	39.518	2:34.653	40	2 LAPS	2:55.284	7	1 LAP	2:46.456	33	1 LAP	3:27.155	81	28.526	2:26.956	37	3 LAPS	2:52.651
53	1 LAP	3:36.358	88	44.016	2:31.812	88	37.194	2:33.962	85	53.300	3:28.855	1	2 LAPS	3:39.123	1	2 LAPS	2:40.462
40	2 LAPS	2:54.218	81	45.086	2:28.337	84	43.443	2:41.937	71	1 LAP	2:43.798	41	2 LAPS	2:47.303	88	44.101	2:34.689
47	1 LAP	2:45.209	71	1 LAP	2:45.583	23	2 LAPS	2:56.168	23	2 LAPS	2:53.216	88	36.887	2:31.102	16	3 LAPS	2:55.903
71	1 LAP	3:41.599	60	1 LAP	4:02.001	60	1 LAP	2:38.942	7	1 LAP	3:09.800	60	1 LAP	2:38.633	58	1 LAP	2:45.958
84	1:04.998	2:33.967	34	1 LAP	2:47.076	47	1 LAP	2:53.724	40	2 LAPS	2:51.988	85	1:01.101	2:35.738	4	3 LAPS	2:49.209
34	1 LAP	2:46.901	11	1 LAP	2:44.419	71	1 LAP	2:45.971	48	1 LAP	4:03.202	33	1 LAP	2:37.317	11	2 LAPS	2:51.981
88	1:10.948	3:10.921	28	2 LAPS	2:51.197	40	2 LAPS	2:53.274	10	2 LAPS	4:09.965	53	1 LAP	2:50.621	34	2 LAPS	3:11.007
81	1:15.493	2:30.350	99	1 LAP	2:49.744	34	1 LAP	2:53.877	32	1 LAP	3:43.088	71	1 LAP	2:44.466	41	2 LAPS	2:46.962
11	1 LAP	2:48.804	68	2 LAPS	2:50.022	11	1 LAP	2:54.825	96	1:33.024	2:35.512	48	1 LAP	2:41.023	33	1 LAP	2:36.034
28	2 LAPS	2:49.590	96	1:38.985	2:34.192	99	1 LAP	2:50.182	47	1 LAP	3:21.397	23	2 LAPS	2:51.619	85	1:11.768	2:38.142
99	1 LAP	2:48.639	1	1 LAP	2:40.100	28	2 LAPS	2:51.626	99	1 LAP	2:48.009	40	2 LAPS	2:51.342	60	1 LAP	2:40.906
97	1:35.577	2:44.776	94	1 LAP	2:46.426	96	1:33.067	2:34.866	67	1:40.284	4:04.195	96	1:39.649	2:34.562	53	1 LAP	2:40.833
68	2 LAPS	5:08.306	35	1 LAP	2:44.710	68	2 LAPS	2:49.852	28	2 LAPS	2:49.036	10	2 LAPS	2:44.483	71	1 LAP	2:43.827
96	2:03.537	2:35.279	16	2 LAPS	2:55.719	1	1 LAP	2:47.991	68	2 LAPS	2:48.222	47	1 LAP	2:41.130	48	1 LAP	2:40.811
94	1 LAP	2:48.439	37	2 LAPS	2:51.208	94	1 LAP	2:48.139	84	1:54.063	3:46.175	32	1 LAP	2:47.428	96	1:47.511	2:35.337
1	1 LAP	2:38.488	42	1 LAP	2:42.009	35	1 LAP	2:46.008	94	1 LAP	2:46.082	99	1 LAP	2:50.323	23	2 LAPS	2:51.429
16	2 LAPS	2:57.527	74	2:17.551	2:40.118	42	1 LAP	2:41.798	35	1 LAP	2:45.772	28	2 LAPS	2:49.503	40	2 LAPS	2:50.969
35	1 LAP	2:45.295	56	2:18.453	2:40.529	74	2:16.006	2:39.239	74	2:18.312	2:37.861	84	2:04.067	2:37.941	47	1 LAP	2:40.706
37	2 LAPS	2:53.039	48	2:26.715	2:46.258	56	2:18.189	2:40.520	42	1 LAP	2:43.097	67	2:07.111	2:54.764	10	2 LAPS	2:44.342
42	1 LAP	2:42.014	4	2 LAPS	2:48.502	37	2 LAPS	2:54.921	56	2:20.608	2:37.974	68	2 LAPS	2:47.916	32	1 LAP	2:49.595
74	2:36.177	3:42.070	97	2:35.591	3:58.758	16	2 LAPS	2:58.074							84	2:13.831	2:37.239
56	2:36.668	3:24.838	10	1 LAP	2:54.694	97	2:32.722	2:37.915							99	1 LAP	2:45.944
48	2:39.201	2:40.618	55	2:38.409	2:43.193										67	2:20.982	2:41.346
4	2 LAPS	2:51.258													28	2 LAPS	2:49.505
10	1 LAP	2:46.556															
33	2:48.318	2:42.834															
55	2:53.960	2:41.496															
41	1 LAP	2:44.672															

Session Start: 11:41:17 - Finish: 13:12:45
Weather/Track Conditions: Cloud / Dry
Circuit: Silverstone Historic Grand Prix
Track Length: 5.857 Km - 3.6394 miles

Silverstone International Trophy - 20 - 21 May 2017

GT & Sports Car Cup supported by Denis Welch Motorsport & John Clark Motor Group

Race 9 - Lap Chart

Lap 19			Lap 20			Lap 21			Lap 22			Lap 23			Lap 24		
NO	Behind	Laptime	NO	Behind	Laptime	NO	Behind	Laptime	NO	Behind	Laptime	NO	Behind	Laptime	NO	Behind	Laptime
75		2:26.336	75		2:27.204	75		2:28.362	75		2:27.338	75		2:27.871	75		2:26.551
68	3 LAPS	2:48.241	32	2 LAPS	2:49.043	84	1 LAP	2:39.303	68	4 LAPS	4:21.083	48	2 LAPS	2:41.197	4	4 LAPS	2:46.295
76	7.546	2:30.274	67	1 LAP	2:42.368	10	3 LAPS	2:43.947	47	2 LAPS	2:37.301	35	3 LAPS	3:47.491	41	3 LAPS	2:45.998
74	1 LAP	2:36.916	76	11.278	2:30.936	23	3 LAPS	2:50.771	76	18.498	2:30.598	71	2 LAPS	2:43.701	53	2 LAPS	2:40.158
94	2 LAPS	2:45.157	99	2 LAPS	2:46.827	76	15.238	2:32.322	10	3 LAPS	2:42.743	16	4 LAPS	2:57.347	11	3 LAPS	2:49.912
56	1 LAP	2:41.148	74	1 LAP	2:36.429	40	3 LAPS	2:51.474	84	1 LAP	2:46.630	47	2 LAPS	2:38.717	48	2 LAPS	2:40.262
42	2 LAPS	2:42.966	28	3 LAPS	2:50.304	67	1 LAP	2:42.137	23	3 LAPS	2:50.697	68	4 LAPS	2:50.854	37	4 LAPS	2:59.279
35	2 LAPS	2:48.822	56	1 LAP	2:38.461	32	2 LAPS	2:47.889	67	1 LAP	2:40.914	76	25.332	2:34.705	71	2 LAPS	2:44.409
97	1 LAP	2:37.244	81	34.975	2:29.623	74	1 LAP	2:36.271	74	1 LAP	2:36.207	10	3 LAPS	2:43.277	47	2 LAPS	2:38.820
81	32.556	2:28.083	68	3 LAPS	2:56.158	99	2 LAPS	2:49.097	40	3 LAPS	2:50.961	74	1 LAP	2:36.870	35	3 LAPS	2:50.523
55	1 LAP	2:39.490	42	2 LAPS	2:43.219	28	3 LAPS	2:47.857	32	2 LAPS	2:47.361	96	1 LAP	3:30.612	16	4 LAPS	2:56.233
88	48.665	2:30.900	97	1 LAP	2:37.513	81	41.673	2:35.060	99	2 LAPS	2:46.522	67	1 LAP	2:40.729	68	4 LAPS	2:49.360
1	2 LAPS	2:40.712	94	2 LAPS	2:47.051	56	1 LAP	2:37.001	56	1 LAP	2:39.461	23	3 LAPS	2:48.357	10	3 LAPS	2:41.872
58	1 LAP	2:42.734	35	2 LAPS	2:48.700	97	1 LAP	2:38.449	88	1:00.238	2:32.275	88	1:04.233	2:31.866	74	1 LAP	2:36.752
37	3 LAPS	2:50.325	88	52.513	2:31.052	42	2 LAPS	2:43.196	97	1 LAP	2:38.195	56	1 LAP	2:40.754	96	1 LAP	2:38.229
4	3 LAPS	2:50.199	55	1 LAP	2:40.701	88	55.301	2:31.150	28	3 LAPS	2:49.867	32	2 LAPS	2:47.895	88	1:08.056	2:30.374
11	2 LAPS	2:47.252	1	2 LAPS	2:39.978	94	2 LAPS	2:48.334	42	2 LAPS	2:43.592	40	3 LAPS	2:51.456	76	1:10.281	3:11.500
41	2 LAPS	2:46.753	58	1 LAP	2:40.945	55	1 LAP	2:39.943	34	3 LAPS	3:42.765	97	1 LAP	2:36.753	67	1 LAP	2:50.061
16	3 LAPS	2:58.048	37	3 LAPS	2:50.891	35	2 LAPS	2:56.689	94	2 LAPS	2:45.730	99	2 LAPS	2:48.562	23	3 LAPS	2:48.974
33	1 LAP	2:34.875	33	1 LAP	2:37.126	1	2 LAPS	2:38.714	55	1 LAP	2:39.317	28	3 LAPS	2:48.779	97	1 LAP	2:36.974
85	1:21.830	2:36.398	4	3 LAPS	2:47.776	58	1 LAP	2:42.170	1	2 LAPS	2:40.249	42	2 LAPS	2:42.745	56	1 LAP	2:45.336
60	1 LAP	2:40.057	85	1:32.376	2:37.750	33	1 LAP	2:35.194	33	1 LAP	2:35.296	34	3 LAPS	2:45.268	32	2 LAPS	2:46.524
34	2 LAPS	3:08.352	41	2 LAPS	2:47.103	85	1:40.365	2:36.351	58	1 LAP	2:43.119	55	1 LAP	2:38.979	42	2 LAPS	2:42.600
53	1 LAP	2:42.381	11	2 LAPS	2:50.793	4	3 LAPS	2:46.573	85	1:48.430	2:35.403	94	2 LAPS	2:45.074	40	3 LAPS	3:00.361
71	1 LAP	2:42.892	60	1 LAP	2:39.035	37	3 LAPS	2:53.003	60	1 LAP	2:40.188	1	2 LAPS	2:40.657	99	2 LAPS	2:56.708
96	1:55.027	2:33.852	16	3 LAPS	2:55.996	60	1 LAP	2:40.397	81	2:06.765	3:52.430	84	1 LAP	3:47.496	28	3 LAPS	2:48.131
48	1 LAP	2:42.424	53	1 LAP	2:42.803	41	2 LAPS	2:46.590	4	3 LAPS	2:47.667	33	1 LAP	2:33.911	34	3 LAPS	2:45.208
47	1 LAP	2:40.307	96	2:02.047	2:34.224	11	2 LAPS	2:46.662	41	2 LAPS	2:46.854	85	1:55.752	2:35.193	55	1 LAP	2:44.259
23	2 LAPS	2:50.407	71	1 LAP	2:43.983	53	1 LAP	2:43.543	11	2 LAPS	2:51.581	58	1 LAP	2:42.146	84	1 LAP	2:35.877
10	2 LAPS	2:44.732	48	1 LAP	2:39.796	96	2:12.386	2:38.701	37	3 LAPS	2:56.183	81	2:07.177	2:28.283	33	1 LAP	2:33.887
84	2:24.798	2:37.303	34	2 LAPS	3:17.206	16	3 LAPS	2:56.473	53	1 LAP	2:41.678	60	1 LAP	2:39.223	85	2:03.554	2:34.353
40	2 LAPS	2:52.142	47	1 LAP	2:39.277	48	1 LAP	2:40.715							94	2 LAPS	2:54.916
						71	1 LAP	2:43.481							1	2 LAPS	2:45.083
															81	2:08.905	2:28.279
															58	1 LAP	2:52.891

Session Start: 11:41:17 - Finish: 13:12:45

Weather/Track Conditions: Cloud / Dry

Circuit: Silverstone Historic Grand Prix

Track Length: 5.857 Km - 3.6394 miles

Silverstone International Trophy - 20 - 21 May 2017

GT & Sports Car Cup supported by Denis Welch Motorsport & John Clark Motor Group

Race 9 - Lap Chart

Lap 25			Lap 26			Lap 27			Lap 28			Lap 29			Lap 30				
NO	Behind	Laptime	NO	Behind	Laptime	NO	Behind	Laptime	NO	Behind	Laptime	NO	Behind	Laptime	NO	Behind	Laptime		
75		2:26.380	75		2:26.441	75		2:27.573	75		2:28.478	75		2:27.206	75		2:33.632		
60	2 LAPS	2:39.090	56	2 LAPS	3:40.034	11	4 LAPS	4:18.129	4	5 LAPS	2:47.886	71	3 LAPS	2:42.873	88	1 LAP	2:35.193		
53	2 LAPS	2:41.831	60	2 LAPS	2:37.730	28	4 LAPS	2:54.846	85	1 LAP	2:37.828	33	2 LAPS	2:36.326	84	2 LAPS	2:36.506		
41	3 LAPS	2:47.463	55	2 LAPS	3:29.191	56	2 LAPS	2:35.851	74	2 LAPS	2:35.299	84	2 LAPS	2:38.231	67	2 LAPS	2:59.776		
4	4 LAPS	2:55.638	99	3 LAPS	3:35.680	60	2 LAPS	2:41.149	37	5 LAPS	2:52.505	41	4 LAPS	2:54.557	33	2 LAPS	2:37.552		
48	2 LAPS	2:39.888	1	3 LAPS	3:16.296	55	2 LAPS	2:39.200	34	4 LAPS	2:45.532	85	1 LAP	2:34.447	85	1 LAP	2:34.915		
11	3 LAPS	2:54.851	53	2 LAPS	2:43.340	1	3 LAPS	2:36.408	11	4 LAPS	2:42.178	74	2 LAPS	2:34.152	71	3 LAPS	2:42.794		
47	2 LAPS	2:37.745	40	4 LAPS	3:58.454	99	3 LAPS	2:43.806	56	2 LAPS	2:36.493	32	3 LAPS	2:46.247	68	5 LAPS	2:54.658		
71	2 LAPS	2:43.468	48	2 LAPS	2:40.903	16	5 LAPS	4:25.555	1	3 LAPS	2:36.244	4	5 LAPS	2:44.535	74	2 LAPS	2:35.052		
35	3 LAPS	2:49.225	41	3 LAPS	2:50.539	53	2 LAPS	2:43.830	55	2 LAPS	2:38.953	34	4 LAPS	2:44.858	48	3 LAPS	4:03.881		
68	4 LAPS	2:50.336	47	2 LAPS	2:38.242	48	2 LAPS	2:39.931	10	4 LAPS	4:07.804	11	4 LAPS	2:43.697	41	4 LAPS	2:54.472		
88	1:13.216	2:31.540	94	3 LAPS	3:44.537	47	2 LAPS	2:37.681	47	2 LAPS	2:40.981	56	2 LAPS	2:37.281	4	5 LAPS	2:46.484		
96	1 LAP	2:40.643	71	2 LAPS	2:48.950	40	4 LAPS	2:54.313	99	3 LAPS	3:04.027	37	5 LAPS	2:51.316	32	3 LAPS	2:51.481		
10	3 LAPS	2:44.890	35	3 LAPS	2:48.429	94	3 LAPS	2:48.060	53	2 LAPS	2:54.009	1	3 LAPS	2:35.248	56	2 LAPS	2:38.427		
76	1:14.961	2:31.060	58	2 LAPS	3:46.220	76	1:23.868	2:31.369	42	3 LAPS	3:53.839	55	2 LAPS	2:37.317	11	4 LAPS	2:42.741		
74	1 LAP	2:49.454	88	1:19.284	2:32.509	88	1:29.932	2:38.221	48	2 LAPS	2:49.067	10	4 LAPS	2:44.283	34	4 LAPS	2:46.647		
16	4 LAPS	3:01.612	76	1:20.072	2:31.552	58	2 LAPS	2:40.174	16	5 LAPS	2:58.371	23	4 LAPS	3:50.612	1	3 LAPS	2:36.786		
67	1 LAP	2:40.954	96	1 LAP	2:45.854	35	3 LAPS	2:47.649	76	1:26.070	2:30.680	47	2 LAPS	2:36.979	37	5 LAPS	2:51.495		
97	1 LAP	2:37.612	68	4 LAPS	2:52.436	96	1 LAP	2:41.205	28	4 LAPS	3:46.579	76	1:30.674	2:31.810	55	2 LAPS	2:37.577		
23	3 LAPS	2:46.724	10	3 LAPS	2:53.212	97	1 LAP	2:35.190	94	3 LAPS	2:48.168	99	3 LAPS	2:43.016	10	4 LAPS	2:44.592		
32	2 LAPS	2:46.703	97	1 LAP	2:37.086	67	1 LAP	2:41.592	40	4 LAPS	2:53.256	42	3 LAPS	2:49.985	76	1:28.608	2:31.566		
37	4 LAPS	3:53.103	67	1 LAP	2:42.713	68	4 LAPS	2:50.754	58	2 LAPS	2:37.784	28	4 LAPS	2:49.983	47	2 LAPS	2:43.648		
42	2 LAPS	2:43.149	23	3 LAPS	2:46.587	41	3 LAPS	3:49.112	96	1 LAP	2:38.007	16	5 LAPS	2:56.125	99	3 LAPS	2:44.473		
84	1 LAP	2:34.754	32	2 LAPS	2:47.344	81	2:14.983	2:28.067	97	1 LAP	2:35.878	58	2 LAPS	2:37.800	23	4 LAPS	2:59.266		
33	1 LAP	2:35.212	4	4 LAPS	4:05.092	71	2 LAPS	3:37.253	35	3 LAPS	2:49.176	94	3 LAPS	2:45.860	58	2 LAPS	2:37.922		
34	3 LAPS	2:46.055	84	1 LAP	2:35.041	84	1 LAP	2:36.853	60	2 LAPS	3:59.080	40	4 LAPS	2:52.384	42	3 LAPS	2:50.994		
28	3 LAPS	2:49.354	81	2:14.489	2:29.369	33	1 LAP	2:35.018	67	1 LAP	2:40.031	97	1 LAP	2:35.999	28	4 LAPS	2:50.642		
81	2:11.561	2:29.036	33	1 LAP	2:37.183	23	3 LAPS	2:54.916	81	2:15.557	2:29.052	96	1 LAP	2:40.286	94	3 LAPS	2:46.230		
85	2:13.294	2:36.120	37	4 LAPS	2:54.173	32	2 LAPS	2:47.250	68	4 LAPS	2:49.486	60	2 LAPS	2:39.234	81	2:12.129	2:29.431		
			42	2 LAPS	2:50.928						88	2:27.061	3:25.607	81	2:16.330	2:27.979	16	5 LAPS	2:55.057
			85	2:22.289	2:35.436								35	3 LAPS	2:47.761	97	1 LAP	2:42.869	
			34	3 LAPS	2:46.246										96	1 LAP	2:40.669		
			74	1 LAP	3:33.916										60	2 LAPS	2:40.539		
															40	4 LAPS	2:53.824		
															53	3 LAPS	6:12.423		
															88	2:34.053	2:32.637		
															35	3 LAPS	2:50.532		
															84	1 LAP	2:33.909		
															33	1 LAP	2:34.310		

Session Start: 11:41:17 - Finish: 13:12:45

Weather/Track Conditions: Cloud / Dry

Circuit: Silverstone Historic Grand Prix

Track Length: 5.857 Km - 3.6394 miles

Silverstone International Trophy - 20 - 21 May 2017

GT & Sports Car Cup supported by Denis Welch Motorsport & John Clark Motor Group

Race 9 - Lap Chart

Lap 31			Lap 32			Lap 33			Lap 34			Lap 35			Lap 36		
NO	Behind	Laptime	NO	Behind	Laptime	NO	Behind	Laptime	NO	Behind	Laptime	NO	Behind	Laptime	NO	Behind	Laptime
75		3:26.952	75		2:32.368	75		2:32.574	75		2:32.663	75		2:34.229	75		2:31.789
41	4 LAPS	2:59.102	56	2 LAPS	2:38.061	56	2 LAPS	2:37.819	35	4 LAPS	2:53.140	71	3 LAPS	2:42.164	42	4 LAPS	2:50.390
1	3 LAPS	2:35.211	4	5 LAPS	2:45.622	68	5 LAPS	2:49.178	40	5 LAPS	2:54.855	48	3 LAPS	2:42.160	28	5 LAPS	2:49.459
34	4 LAPS	2:45.726	11	4 LAPS	2:40.253	1	3 LAPS	2:35.827	48	3 LAPS	2:41.540	67	4 LAPS	8:14.495	71	3 LAPS	2:41.346
55	2 LAPS	2:37.312	1	3 LAPS	2:35.064	85	1 LAP	2:32.837	56	2 LAPS	2:37.694	56	2 LAPS	2:38.255	67	4 LAPS	2:31.484
37	5 LAPS	2:50.588	97	2 LAPS	3:56.432	97	2 LAPS	2:38.034	1	3 LAPS	2:35.822	35	4 LAPS	2:48.437	85	1 LAP	2:32.877
76	33.385	2:31.729	85	1 LAP	3:19.345	11	4 LAPS	2:45.319	85	1 LAP	2:33.426	85	1 LAP	2:35.031	1	3 LAPS	2:35.955
10	4 LAPS	2:43.331	55	2 LAPS	2:39.666	4	5 LAPS	2:51.880	97	2 LAPS	2:36.425	1	3 LAPS	2:37.391	48	3 LAPS	2:40.785
32	3 LAPS	3:35.779	34	4 LAPS	2:48.199	55	2 LAPS	2:38.341	11	4 LAPS	2:40.992	16	6 LAPS	2:57.016	56	2 LAPS	2:39.935
99	3 LAPS	2:43.594	41	4 LAPS	2:55.399	33	2 LAPS	3:36.645	68	5 LAPS	2:49.803	40	5 LAPS	2:53.962	23	5 LAPS	2:57.043
58	2 LAPS	2:37.045	76	33.858	2:32.841	76	32.695	2:31.411	55	2 LAPS	2:37.416	97	2 LAPS	2:36.051	97	2 LAPS	2:37.688
23	4 LAPS	2:56.602	37	5 LAPS	2:51.274	34	4 LAPS	2:46.330	76	32.163	2:32.131	76	31.112	2:33.178	35	4 LAPS	2:49.417
81	1:15.642	2:30.465	10	4 LAPS	2:43.527	41	4 LAPS	2:51.709	33	2 LAPS	2:42.075	11	4 LAPS	2:40.617	76	33.029	2:33.706
42	3 LAPS	2:49.466	32	3 LAPS	2:44.062	37	5 LAPS	2:49.648	4	5 LAPS	2:52.056	55	2 LAPS	2:39.443	40	5 LAPS	2:51.069
94	3 LAPS	2:45.245	58	2 LAPS	2:36.630	10	4 LAPS	2:42.103	34	4 LAPS	2:46.612	68	5 LAPS	2:49.973	16	6 LAPS	2:55.371
60	2 LAPS	2:40.280	81	1:11.670	2:28.396	81	1:08.159	2:29.063	81	1:04.184	2:28.688	33	2 LAPS	2:41.774	55	2 LAPS	2:39.623
96	1 LAP	2:41.814	99	3 LAPS	2:45.611	32	3 LAPS	2:44.328	41	4 LAPS	2:52.875	81	58.096	2:28.141	11	4 LAPS	2:41.559
28	4 LAPS	2:52.837	60	2 LAPS	2:39.098	58	2 LAPS	2:36.730	10	4 LAPS	2:44.684	34	4 LAPS	2:45.831	33	2 LAPS	2:43.980
47	2 LAPS	3:27.226	42	3 LAPS	2:50.464	99	3 LAPS	2:43.275	37	5 LAPS	2:50.689	4	5 LAPS	2:52.350	68	5 LAPS	2:50.803
88	1:39.876	2:32.775	96	1 LAP	2:41.633	60	2 LAPS	2:37.904	58	2 LAPS	2:36.496	10	4 LAPS	2:42.735	34	4 LAPS	2:46.032
16	5 LAPS	2:55.447	94	3 LAPS	2:46.760	88	1:43.316	2:34.800	32	3 LAPS	2:45.286	58	2 LAPS	2:37.431	4	5 LAPS	2:52.726
53	3 LAPS	2:41.742	88	1:41.090	2:33.582	96	1 LAP	2:40.476	88	1:44.568	2:33.915	41	4 LAPS	2:54.262	58	2 LAPS	2:37.520
40	4 LAPS	2:52.322	23	4 LAPS	2:58.603	42	3 LAPS	2:49.213	60	2 LAPS	2:39.208	37	5 LAPS	2:47.384	10	4 LAPS	2:43.308
84	1 LAP	2:35.003	47	2 LAPS	2:45.356	94	3 LAPS	2:48.827	96	1 LAP	2:41.811	32	3 LAPS	2:42.302	32	3 LAPS	2:44.474
35	3 LAPS	2:49.048	28	4 LAPS	2:51.743	84	1 LAP	2:37.929	84	1 LAP	2:36.754	88	1:45.242	2:34.903	37	5 LAPS	2:49.354
74	1 LAP	2:34.465	53	3 LAPS	2:40.807	53	3 LAPS	2:40.183	53	3 LAPS	2:39.942	60	2 LAPS	2:37.326	41	4 LAPS	2:53.767
33	1 LAP	2:41.664	84	1 LAP	2:36.955	47	2 LAPS	2:45.500	94	3 LAPS	2:47.315	96	1 LAP	2:40.328	88	1:48.327	2:34.874
71	2 LAPS	2:40.761	74	1 LAP	2:38.476	74	1 LAP	2:36.451	74	1 LAP	2:37.654	84	1 LAP	2:34.225	60	2 LAPS	2:37.195
67	1 LAP	2:47.663	16	5 LAPS	2:56.189	23	4 LAPS	2:59.921	47	2 LAPS	2:45.179	53	3 LAPS	2:38.742	84	1 LAP	2:36.456
48	2 LAPS	2:41.175	40	4 LAPS	2:53.673	28	4 LAPS	2:49.952	42	3 LAPS	2:52.337	74	1 LAP	2:36.144	96	1 LAP	2:40.532
68	4 LAPS	2:49.331	35	3 LAPS	2:48.359	16	5 LAPS	2:54.984	28	4 LAPS	2:49.693	47	2 LAPS	2:42.135	74	1 LAP	2:36.509
			71	2 LAPS	2:42.206	71	2 LAPS	2:41.397	23	4 LAPS	2:55.654	94	3 LAPS	2:45.996	53	3 LAPS	2:39.232
			48	2 LAPS	2:41.269										47	2 LAPS	2:43.029
															94	3 LAPS	2:44.508

Session Start: 11:41:17 - Finish: 13:12:45
Weather/Track Conditions: Cloud / Dry
Circuit: Silverstone Historic Grand Prix
Track Length: 5.857 Km - 3.6394 miles

Silverstone International Trophy - 20 - 21 May 2017

HSCC Derek Bell Trophy Race 10 - Classification

Sheet No:

POS	NO	DRIVER/S	CLASS	CLASS POS	CAR MAKE / MODEL	TIME	LAPS	GAP	DIFF	MPH	BEST	ON
1	77	Richard Evans	C	1	March 742	21:47.234	11	-- 11 laps		110.2	1:57.480	3
2	65	Jamie Brashaw	F	1	March 73A	21:59.935	11	12.701	12.701	109.1	1:59.096	9
3	56	Max Smith Hilliard	I	1	Fittipaldi F5A	22:14.212	11	26.978	14.277	108.0	1:59.144	8
4	22	Mark Dwyer	F	2	Lola T332	22:16.087	11	28.853	1.875	107.8	2:00.011	4
5	44	Philip Hall	C	2	March 752	22:41.979	11	54.745	25.892	105.8	2:02.429	4
6	7	Neil Glover	F	3	Chevron B37	22:52.205	11	1:04.971	10.226	105.0	2:02.758	4
7	30	Paul Campfield	F	4	Chevron B24	23:28.043	11	1:40.809	35.838	102.3	2:05.784	2
8	17	Mike Bletsoe-Brown	C	3	Chevron B27	23:29.288	11	1:42.054	1.245	102.2	2:06.499	7
9	71	Simon Taylor	F	5	Chevron B28	23:41.417	11	1:54.183	12.129	101.3	2:06.797	11
10	1	Martyn Donn	B	1	Lola T760	23:42.787	11	1:55.553	1.370	101.2	2:07.081	11
11	4	James Hadfield	B	2	Modus M1	23:44.750	11	1:57.516	1.963	101.1	2:07.578	3

----- NOT CLASSIFIED -----

DNF 41	David Mercer	B	March 73B	11:44.762	5	-- 5 laps --	51.173	92.95	2:12.962	4
DNF 40	Steven Chaplin	F	Lola T332	6:27.986	3	-- 3 laps --		101.3	2:06.344	3
DNF 74	Frank Lyons	F	Gurney Eagle FA74	4:49.300	2	-- 2 laps --	27.658	90.57	2:16.053	1

----- FASTEST LAP SUMMARY -----

NO	DRIVER/S	CLASS	CAR MAKE / MODEL	FASTEST LAP	ON	MPH
77	Richard Evans	C	March 742	1:57.480	3	111.52
65	Jamie Brashaw	F	March 73A	1:59.096	9	110.01
56	Max Smith Hilliard	I	Fittipaldi F5A	1:59.144	8	109.97
1	Martyn Donn	B	Lola T760	2:07.081	11	103.10

Session Start: 13:50:25 - Finish: 14:12:11
Weather/Track Conditions: Bright / Dry
Circuit: Silverstone Historic Grand Prix
Track Length: 5.857 Km - 3.6394 miles

These results are provisional until the conclusion of any judicial and technical matters.

Clerk of the Course: <div style="text-align: right;">Julian Floyd</div>	Timekeeper: <div style="text-align: right;">Nick Palmer</div>	Issued at:
--	--	------------

Silverstone International Trophy - 20 - 21 May 2017

HSCC Derek Bell Trophy

Race 10 - Sector Analysis

1 Martyn Donn (B)							Lola T760										
Lap	Sect-1	Speed	Sect-2	Speed	Sect-3	Speed	Laptime	Pit	Lap	Sect-1	Speed	Sect-2	Speed	Sect-3	Speed	Laptime	Pit
1			1:05.285	129.6	24.636	122.5	2:13.889		7	39.645		1:04.161	130.3	23.971	121.6	2:07.777	
2	42.342		1:05.190	129.3	24.164	122.2	2:11.696		8	39.778		1:04.709	130.8	25.059	120.5	2:09.546	
3	39.929		1:04.363	129.3	24.100	121.3	2:08.392		9	40.568		1:03.334	130.6	24.221	123.2	2:08.123	
4	39.820		1:04.563	129.1	23.935	121.8	2:08.318		10	40.092		1:04.530	129.8	23.980	122.0	2:08.602	
5	41.596		1:04.744	130.1	24.394	121.6	2:10.734		11	39.588		1:03.355	131.1	24.138	121.6	2:07.081	
6	40.011		1:04.204	130.8	24.414	122.0	2:08.629		12								

4 James Hadfield (B)							Modus M1										
Lap	Sect-1	Speed	Sect-2	Speed	Sect-3	Speed	Laptime	Pit	Lap	Sect-1	Speed	Sect-2	Speed	Sect-3	Speed	Laptime	Pit
1			1:07.935	131.8	24.971	121.1	2:17.313		7	39.499		1:04.113	132.4	24.144	123.6	2:07.756	
2	39.868		1:06.285	129.8	24.172	122.2	2:10.325		8	39.435		1:04.931	132.1	24.646	122.0	2:09.012	
3	39.301		1:03.907	130.8	24.370	121.8	2:07.578		9	39.783		1:03.825	132.1	24.338	122.2	2:07.946	
4	39.229		1:05.061	131.8	24.454	121.6	2:08.744		10	39.609		1:05.354	131.3	24.279	124.1	2:09.242	
5	39.899		1:05.089	132.4	24.641	123.6	2:09.629		11	39.705		1:04.718	131.8	24.190	122.9	2:08.613	
6	39.863		1:04.196	132.9	24.533	123.6	2:08.592		12								


7 Neil Glover (F)							Chevron B37										
Lap	Sect-1	Speed	Sect-2	Speed	Sect-3	Speed	Laptime	Pit	Lap	Sect-1	Speed	Sect-2	Speed	Sect-3	Speed	Laptime	Pit
1			1:02.396	153.9	23.479	145.2	2:07.703		7	37.868		1:02.587	152.2	23.180	140.5	2:03.635	
2	38.149		1:02.771	154.3	22.899	142.7	2:03.819		8	38.503		1:04.532	153.2	23.314	142.4	2:06.349	
3	37.265		1:02.737	153.9	22.939	143.3	2:02.941		9	38.819		1:03.342	153.6	23.455	142.0	2:05.616	
4	37.707		1:02.062	154.3	22.989	142.7	2:02.758		10	38.883		1:03.018	153.2	23.321	142.7	2:05.222	
5	37.745		1:02.457	153.2	22.950	143.9	2:03.152		11	40.206		1:03.327	153.6	23.415	141.4	2:06.948	
6	38.208		1:02.781	151.5	23.073	143.0	2:04.062		12								

17 Mike Bletsoe-Brown (C)							Chevron B27										
Lap	Sect-1	Speed	Sect-2	Speed	Sect-3	Speed	Laptime	Pit	Lap	Sect-1	Speed	Sect-2	Speed	Sect-3	Speed	Laptime	Pit
1			1:06.085	140.7	23.719	134.2	2:12.819		7	39.111		1:03.554	142.5	23.834	131.5	2:06.499	
2	39.362		1:04.633	141.0	23.948	133.4	2:07.943		8	39.290		1:04.509	142.5	23.685	132.9	2:07.484	
3	39.503		1:04.956	142.5	23.749	132.9	2:08.208		9	39.518		1:04.862	141.0	23.856	132.9	2:08.236	
4	39.380		1:04.213	142.5	24.021	132.3	2:07.614		10	39.752		1:04.557	141.6	23.604	133.9	2:07.913	
5	39.105		1:04.751	141.6	23.790	133.4	2:07.646		11	39.394		1:03.695	142.8	23.756	133.4	2:06.845	
6	39.344		1:04.837	141.9	23.900	133.1	2:08.081		12								

22 Mark Dwyer (F)							Lola T332										
Lap	Sect-1	Speed	Sect-2	Speed	Sect-3	Speed	Laptime	Pit	Lap	Sect-1	Speed	Sect-2	Speed	Sect-3	Speed	Laptime	Pit
1			1:01.755	153.6	22.781	145.2	2:07.048		7	37.351		1:00.588	156.1	23.242	142.4	2:01.181	
2	36.815		1:00.871	152.2	22.672	143.9	2:00.358		8	36.951		1:00.691	155.3	23.139	144.2	2:00.781	
3	36.648		1:01.262	151.5	22.946	143.0	2:00.856		9	37.068		1:01.291	154.6	23.625	140.8	2:01.984	
4	36.723		1:00.231	155.0	23.057	143.6	2:00.011		10	37.437		1:00.845	156.4	23.065	145.2	2:01.347	
5	36.914		1:00.411	154.3	22.932	143.9	2:00.257		11	36.817		1:01.004	156.8	23.311	144.2	2:01.132	
6	37.282		1:00.892	155.3	22.958	143.6	2:01.132		12								

30 Paul Campfield (F)							Chevron B24										
Lap	Sect-1	Speed	Sect-2	Speed	Sect-3	Speed	Laptime	Pit	Lap	Sect-1	Speed	Sect-2	Speed	Sect-3	Speed	Laptime	Pit
1			1:04.086	155.0	24.031	136.2	2:09.993		7	38.817		1:03.732	148.5	24.182	137.6	2:06.731	
2	38.297		1:03.397	148.1	24.090	136.4	2:05.784		8	38.651		1:05.377	145.9	24.631	136.4	2:08.659	
3	38.011		1:03.609	142.5	24.329	139.6	2:05.949		9	38.960		1:05.228	139.8	24.544	136.2	2:08.732	
4	38.135		1:04.371	148.8	24.267	137.3	2:06.773		10	39.264		1:06.375	143.1	24.956	133.9	2:10.595	
5	38.508		1:04.338	146.8	24.693	137.9	2:07.539		11	39.426		1:04.929	144.0	25.947	115.2	2:10.302	
6	38.206		1:04.339	144.3	24.441	137.9	2:06.986		12								

40 Steven Chaplin (F)							Lola T332										
Lap	Sect-1	Speed	Sect-2	Speed	Sect-3	Speed	Laptime	Pit	Lap	Sect-1	Speed	Sect-2	Speed	Sect-3	Speed	Laptime	Pit
1			1:04.884	149.8	24.500	133.4	2:13.960		3	38.509		1:03.991	152.5	23.844	141.7	2:06.344	
2	38.904		1:04.700	153.2	24.078	142.4	2:07.682		4								



Session Start: 13:50:25 - Finish: 14:12:11
Weather/Track Conditions: Bright / Dry
Circuit: Silverstone Historic Grand Prix
Track Length: 5.857 Km - 3.6394 miles

Silverstone International Trophy - 20 - 21 May 2017

HSCC Derek Bell Trophy

Race 10 - Sector Analysis

41 David Mercer (B)							March 73B										
lap	Sect-1	Speed	Sect-2	Speed	Sect-3	Speed	Laptime	Pit	lap	Sect-1	Speed	Sect-2	Speed	Sect-3	Speed	Laptime	Pit
1			1:08.021	130.3	24.913	124.3	2:19.304		4	41.582		1:06.882	131.6	24.498	123.2	2:12.962	
2	41.572		1:08.776	127.3	25.093	122.7	2:15.441		5	41.066		1:19.675	81.7	In		2:43.127	P
3	41.935		1:07.150	130.1	24.843	122.2	2:13.928		6								

44 Philip Hall (C)							March 752										
lap	Sect-1	Speed	Sect-2	Speed	Sect-3	Speed	Laptime	Pit	lap	Sect-1	Speed	Sect-2	Speed	Sect-3	Speed	Laptime	Pit
1			1:01.642	142.2	23.358	130.7	2:04.414		7	38.834		1:01.718	140.1	23.441	132.1	2:03.993	
2	38.778		1:01.601	141.0	23.787	133.7	2:04.166		8	38.439		1:01.914	141.9	23.444	132.9	2:03.797	
3	38.027		1:03.220	140.7	23.238	131.8	2:04.485		9	38.528		1:01.592	141.3	23.407	132.3	2:03.527	
4	38.155		1:01.060	143.4	23.214	132.6	2:02.429		10	38.691		1:01.805	141.6	23.550	132.1	2:04.046	
5	38.486		1:01.344	142.5	23.203	130.2	2:03.033		11	38.764		1:02.263	141.3	23.645	130.7	2:04.672	
6	38.292		1:01.510	141.6	23.615	132.1	2:03.417		12								


56 Max Smith Hilliard (I)							Fittipaldi F5A										
lap	Sect-1	Speed	Sect-2	Speed	Sect-3	Speed	Laptime	Pit	lap	Sect-1	Speed	Sect-2	Speed	Sect-3	Speed	Laptime	Pit
1			1:01.018	156.8	22.865	144.5	2:05.071		7	37.016		59.947	156.4	22.583	145.2	1:59.546	
2	39.049		1:00.976	155.3	22.765	146.8	2:02.790		8	36.592		1:00.043	156.8	22.509	146.1	1:59.144	
3	37.173		1:01.230	154.6	24.270	129.0	2:02.673		9	36.621		1:01.221	156.1	22.937	144.2	2:00.779	
4	38.637		1:00.257	158.3	22.719	145.2	2:01.613		10	37.042		1:00.619	155.7	22.504	146.8	2:00.165	
5	37.446		1:00.964	155.7	23.002	144.9	2:01.412		11	37.320		1:00.858	155.0	22.607	145.2	2:00.785	
6	37.518		1:00.109	157.9	22.607	145.2	2:00.234		12								

65 Jamie Brashaw (F)							March 73A										
lap	Sect-1	Speed	Sect-2	Speed	Sect-3	Speed	Laptime	Pit	lap	Sect-1	Speed	Sect-2	Speed	Sect-3	Speed	Laptime	Pit
1			1:00.926	156.8	23.020	145.8	2:03.320		7	36.108		59.935	156.4	23.204	145.2	1:59.247	
2	36.775		1:00.807	158.3	22.718	146.1	2:00.300		8	36.482		1:00.446	159.0	22.902	142.4	1:59.830	
3	36.597		1:00.271	158.6	22.912	145.2	1:59.780		9	36.293		59.745	159.0	23.058	143.3	1:59.096	
4	36.452		1:00.071	157.9	22.882	142.4	1:59.405		10	36.584		1:00.704	157.5	23.067	144.9	2:00.355	
5	36.219		1:00.036	156.8	23.061	144.5	1:59.316		11	36.515		1:00.050	156.8	23.039	146.1	1:59.604	
6	36.447		1:00.034	156.4	23.201	145.8	1:59.682		12								

71 Simon Taylor (F)							Chevron B28										
lap	Sect-1	Speed	Sect-2	Speed	Sect-3	Speed	Laptime	Pit	lap	Sect-1	Speed	Sect-2	Speed	Sect-3	Speed	Laptime	Pit
1			1:06.127	150.1	24.153	139.3	2:15.146		7	38.927		1:04.745	151.1	24.045	140.2	2:07.717	
2	39.584		1:04.471	143.1	24.501	142.0	2:08.556		8	39.258		1:05.532	145.6	24.573	141.4	2:09.363	
3	38.716		1:05.120	145.6	24.745	140.2	2:08.581		9	38.824		1:04.961	145.6	24.400	139.9	2:08.185	
4	39.369		1:06.743	135.6	24.418	142.4	2:10.530		10	39.160		1:05.185	150.5	24.381	141.4	2:08.726	
5	39.405		1:05.475	145.6	24.261	140.5	2:09.141		11	39.019		1:04.064	149.5	23.714	142.0	2:06.797	
6	39.369		1:04.926	143.4	24.380	141.7	2:08.675		12								

74 Frank Lyons (F)							Gurney Eagle FA74										
lap	Sect-1	Speed	Sect-2	Speed	Sect-3	Speed	Laptime	Pit	lap	Sect-1	Speed	Sect-2	Speed	Sect-3	Speed	Laptime	Pit
1			1:07.390	145.3	23.753	135.9	2:16.053		2	39.831		1:13.342	112.8	In		2:33.247	P

77 Richard Evans (C)							March 742										
lap	Sect-1	Speed	Sect-2	Speed	Sect-3	Speed	Laptime	Pit	lap	Sect-1	Speed	Sect-2	Speed	Sect-3	Speed	Laptime	Pit
1			1:00.547	144.9	22.742	134.5	2:00.553		7	36.523		58.797	145.6	22.759	133.9	1:58.079	
2	36.466		59.038	145.9	22.712	134.2	1:58.216		8	36.468		59.391	144.9	22.868	133.9	1:58.727	
3	36.225		58.775	145.3	22.480	134.5	1:57.480		9	36.358		59.239	145.3	22.766	133.9	1:58.363	
4	36.478		59.051	145.6	22.696	133.7	1:58.225		10	36.212		59.074	145.3	22.707	134.8	1:57.993	
5	36.614		59.199	145.6	23.312	133.7	1:59.125		11	36.724		1:01.817	142.5	24.046	132.1	2:02.587	
6	36.405		58.882	145.9	22.599	134.2	1:57.886		12								




Session Start: 13:50:25 - Finish: 14:12:11
Weather/Track Conditions: Bright / Dry
Circuit: Silverstone Historic Grand Prix
Track Length: 5.857 Km - 3.6394 miles

Silverstone International Trophy - 20 - 21 May 2017

HSCC Derek Bell Trophy

Race 10 - Best Sector Times

	SECTOR 1			SECTOR 2			SECTOR 3			IDEAL / BEST LAP COMPARISON					
	NO	TIME	LAP	NO	TIME	LAP	NO	TIME	LAP	NO	NAME	BEST	IN	IDEAL	DIFF
1	65	36.108	7	77	58.775	3	77	22.480	3	77	Richard Evans	1:57.480	3	1:57.467	+0.013
2	77	36.212	10	65	59.745	9	56	22.504	10	65	Jamie Brashaw	1:59.096	9	1:58.571	+0.525
3	56	36.592	8	56	59.947	7	22	22.672	2	56	Max Smith Hilliard	1:59.144	8	1:59.043	+0.101
4	22	36.648	3	22	1:00.231	4	65	22.718	2	22	Mark Dwyer	2:00.011	4	1:59.551	+0.460
5	7	37.265	3	44	1:01.060	4	7	22.899	2	44	Philip Hall	2:02.429	4	2:02.290	+0.139
6	30	38.011	3	7	1:02.062	4	44	23.203	5	7	Neil Glover	2:02.758	4	2:02.226	+0.532
7	44	38.027	3	1	1:03.334	9	17	23.604	10	30	Paul Campfield	2:05.784	2	2:05.439	+0.345
8	40	38.322	4	30	1:03.397	2	71	23.714	11	40	Steven Chaplin	2:06.344	3	2:05.833	+0.511
9	71	38.716	3	17	1:03.554	7	74	23.753	1	17	Mike Bletsoe-Brown	2:06.499	7	2:06.263	+0.236
10	17	39.105	5	40	1:03.667	4	40	23.844	3	71	Simon Taylor	2:06.797	11	2:06.494	+0.303
11	4	39.229	4	4	1:03.825	9	1	23.935	4	1	Martyn Donn	2:07.081	11	2:06.857	+0.224
12	1	39.588	11	71	1:04.064	11	30	24.031	1	4	James Hadfield	2:07.578	3	2:07.198	+0.380
13	74	39.831	2	41	1:06.882	4	4	24.144	7	41	David Mercer	2:12.962	4	2:12.446	+0.516
14	41	41.066	5	74	1:07.390	1	41	24.498	4	74	Frank Lyons	2:16.053	1	2:10.974	+5.079



Session Start: 13:50:25 - Finish: 14:12:11
Weather/Track Conditions: Bright / Dry
Circuit: Silverstone Historic Grand Prix
Track Length: 5.857 Km - 3.6394 miles




Silverstone International Trophy - 20 - 21 May 2017

HSCC Derek Bell Trophy

Race 10 - Best Sector Speeds

	NO	SECTOR 1	MPH	NO	SECTOR 2	MPH	NO	SECTOR 3	MPH
1		NO SPEED TRAP		65	Jamie Brashaw	159.0	56	Max Smith Hilliard	146.8
2				56	Max Smith Hilliard	158.3	65	Jamie Brashaw	146.1
3				22	Mark Dwyer	156.8	7	Neil Glover	145.2
4				30	Paul Campfield	155.0	22	Mark Dwyer	145.2
5				7	Neil Glover	154.3	40	Steven Chaplin	142.4
6				40	Steven Chaplin	153.2	71	Simon Taylor	142.4
7				71	Simon Taylor	151.1	30	Paul Campfield	139.6
8				77	Richard Evans	145.9	74	Frank Lyons	135.9
9				74	Frank Lyons	145.3	77	Richard Evans	134.8
10				44	Philip Hall	143.4	17	Mike Bletsoe-Brown	134.2
11				17	Mike Bletsoe-Brown	142.8	44	Philip Hall	133.7
12				4	James Hadfield	132.9	41	David Mercer	124.3
13				41	David Mercer	131.6	4	James Hadfield	124.1
14				1	Martyn Donn	131.1	1	Martyn Donn	123.2



Session Start: 13:50:25 - Finish: 14:12:11
Weather/Track Conditions: Bright / Dry
Circuit: Silverstone Historic Grand Prix
Track Length: 5.857 Km - 3.6394 miles

Silverstone International Trophy - 20 - 21 May 2017

HSCC Derek Bell Trophy

Race 10 - Lap Chart

Lap 1			Lap 2			Lap 3			Lap 4			Lap 5			Lap 6		
NO	Behind	Laptime	NO	Behind	Laptime	NO	Behind	Laptime	NO	Behind	Laptime	NO	Behind	Laptime	NO	Behind	Laptime
77		2:00.553	77		1:58.216	77		1:57.480	77		1:58.225	77		1:59.125	77		1:57.886
65	2.767	2:03.320	65	4.851	2:00.300	65	7.151	1:59.780	65	8.331	1:59.405	65	8.522	1:59.316	65	10.318	1:59.682
44	3.861	2:04.414	22	8.637	2:00.358	22	12.013	2:00.856	22	13.799	2:00.011	22	14.931	2:00.257	22	18.177	2:01.132
56	4.518	2:05.071	56	9.092	2:02.790	56	14.285	2:02.673	56	17.673	2:01.613	56	19.960	2:01.412	56	22.308	2:00.234
22	6.495	2:07.048	44	9.811	2:04.166	44	16.816	2:04.485	44	21.020	2:02.429	44	24.928	2:03.033	44	30.459	2:03.417
7	7.150	2:07.703	7	12.753	2:03.819	7	18.214	2:02.941	7	22.747	2:02.758	7	26.774	2:03.152	7	32.950	2:04.062
30	9.440	2:09.993	30	17.008	2:05.784	30	25.477	2:05.949	30	34.025	2:06.773	30	42.439	2:07.539	30	51.539	2:06.986
17	12.266	2:12.819	17	21.993	2:07.943	40	31.737	2:06.344	17	42.110	2:07.614	17	50.631	2:07.646	17	1:00.826	2:08.081
1	13.336	2:13.889	40	22.873	2:07.682	17	32.721	2:08.208	1	47.821	2:08.318	71	58.355	2:09.141	71	1:09.144	2:08.675
40	13.407	2:13.960	71	24.933	2:08.556	71	36.034	2:08.581	71	48.339	2:10.530	1	59.430	2:10.734	1	1:10.173	2:08.629
71	14.593	2:15.146	1	26.816	2:11.696	1	37.728	2:08.392	4	49.486	2:08.744	4	59.990	2:09.629	4	1:10.696	2:08.592
74	15.500	2:16.053	4	28.869	2:10.325	4	38.967	2:07.578	41	1:07.161	2:12.962	41	1:51.163	2:43.127			
4	16.760	2:17.313	41	35.976	2:15.441	41	52.424	2:13.928									
41	18.751	2:19.304	74	50.531	2:33.247												

Session Start: 13:50:25 - Finish: 14:12:11
Weather/Track Conditions Bright / Dry
Circuit: Silverstone Historic Grand Prix
Track Length: 5.857 Km - 3.6394 miles

Silverstone International Trophy - 20 - 21 May 2017

HSCC Derek Bell Trophy

Race 10 - Lap Chart

Lap 7			Lap 8			Lap 9			Lap 10			Lap 11		
NO	Behind	Laptime	NO	Behind	Laptime	NO	Behind	Laptime	NO	Behind	Laptime	NO	Behind	Laptime
77		1:58.079	77		1:58.727	77		1:58.363	77		1:57.993	77		2:02.587
65	11.486	1:59.247	65	12.589	1:59.830	65	13.322	1:59.096	65	15.684	2:00.355	65	12.701	1:59.604
22	21.279	2:01.181	22	23.333	2:00.781	56	26.608	2:00.779	56	28.780	2:00.165	56	26.978	2:00.785
56	23.775	1:59.546	56	24.192	1:59.144	22	26.954	2:01.984	22	30.308	2:01.347	22	28.853	2:01.132
44	36.373	2:03.993	44	41.443	2:03.797	44	46.607	2:03.527	44	52.660	2:04.046	44	54.745	2:04.672
7	38.506	2:03.635	7	46.128	2:06.349	7	53.381	2:05.616	7	1:00.610	2:05.222	7	1:04.971	2:06.948
30	1:00.191	2:06.731	30	1:10.123	2:08.659	30	1:20.492	2:08.732	30	1:33.094	2:10.595	30	1:40.809	2:10.302
17	1:09.246	2:06.499	17	1:18.003	2:07.484	17	1:27.876	2:08.236	17	1:37.796	2:07.913	17	1:42.054	2:06.845
71	1:18.782	2:07.717	71	1:29.418	2:09.363	71	1:39.240	2:08.185	71	1:49.973	2:08.726	71	1:54.183	2:06.797
1	1:19.871	2:07.777	4	1:30.658	2:09.012	4	1:40.241	2:07.946	1	1:51.059	2:08.602	1	1:55.553	2:07.081
4	1:20.373	2:07.756	1	1:30.690	2:09.546	1	1:40.450	2:08.123	4	1:51.490	2:09.242	4	1:57.516	2:08.613

Session Start: 13:50:25 - Finish: 14:12:11
Weather/Track Conditions Bright / Dry
Circuit: Silverstone Historic Grand Prix
Track Length: 5.857 Km - 3.6394 miles

Silverstone International Trophy - 20 - 21 May 2017

HSCC Guards Trophy supported by Dunlop Tyres

Race 11 - Classification

Sheet No:

POS	NO	DRIVER/S	CLASS	CLASS POS	CAR MAKE / MODEL	TIME	LAPS	GAP	DIFF	MPH	BEST	ON
1	4	Kirkaldy-Watson	SRD	1	Chevron B8	41:26.290	17	-- 17 laps		89.58	2:15.827	4
2	59	Brooks-Beebee	SRD	2	Chevron B8	41:36.193	17	9.903	9.903	89.22	2:19.611	16
3	34	James Schryver	SRD	3	Chevron B8	41:57.089	17	30.799	20.896	88.48	2:20.704	3
4	46	Michael Whitaker	D	1	TVR Griffith	41:58.825	17	32.535	1.736	88.42	2:21.535	12
5	75	Simon Hadfield	D	2	Shelby Daytona Cobra	41:59.638	17	33.348	0.813	88.40	2:21.089	17
6	49	Schryver W-Schryver M	SRD	4	Chevron B6	42:00.770	17	34.480	1.132	88.35	2:20.712	4
7	37	Gardiner-Cox	D	3	TVR Griffith	42:46.183	17	1:19.893	45.413	86.79	2:23.494	10
8	25	Hibberd M-Hibberd A	SRB	1	Lotus 23B	42:53.501	17	1:27.211	7.318	86.54	2:22.684	14
9	14	Spiers-Hetherington	D	4	TVR Griffith	43:05.760	17	1:39.470	12.259	86.13	2:24.245	14
10	6	Thompson-McClurg	SRD	5	Chevron B6	43:12.267	17	1:45.977	6.507	85.92	2:23.811	13
11	202	Gomes-Claridge	SRE	1	Lotus 47 GT	43:12.463	17	1:46.173	0.196	85.91	2:22.738	13
12	41	Brian Casey	SRE	2	Lenham P69	43:33.921	17	2:07.631	21.458	85.21	2:24.087	8
13	65	Thompson-Hales	D	5	TVR Griffith	43:39.351	17	2:13.061	5.430	85.03	2:25.139	17
14	1	John Davison	A	1	Lotus Elan 26R	41:30.664	16	-- 16 laps	16.452	84.16	2:28.417	14
15	8	Paul Tooms	A	2	Lotus Elan	41:32.089	16	1.425	1.425	84.12	2:28.141	14
16	16	Phillip Nelson	SRD	6	Chevron B8	41:38.388	16	7.724	6.299	83.90	2:26.660	15
17	22	Milicevic-Merrick	SRB	2	Elva Mk7	41:39.428	16	8.764	1.040	83.87	2:25.295	4
18	23	Darren Wilson	SRB	3	Lotus 23B	41:53.040	16	22.376	13.612	83.41	2:28.916	5
19	67	Smith T-Smith A	A	3	Marcos 1800 GT	42:12.685	16	42.021	19.645	82.77	2:29.184	4
20	7	Andrew Sharp	SRC	1	Elva Mk7S	42:29.393	16	58.729	16.708	82.23	2:28.235	12
21	36	Andrew Garside	A	4	Lotus Elan GTS	42:40.391	16	1:09.727	10.998	81.87	2:32.246	4
22	26	Ian Bankhurst	A	5	Lotus Elan 26R	43:13.968	16	1:43.304	33.577	80.81	2:33.834	11
23	55	Shaw-Barter	A	6	Lotus Elan GTS	44:38.252	16	3:07.588	1:24.284	78.27	2:29.752	9
24	82	Bob Binfield	C	1	Jaguar E-type	42:12.598	15	-- 15 laps	2:04.205	77.60	2:40.191	14
25	60	Andrew Hayden	C	2	Austin Healey 3000 Mk2	42:30.120	15	17.522	17.522	77.06	2:40.673	9
26	43	Jones C-Jones A	SRC	2	Elva Mk7S	42:38.132	15	25.534	8.012	76.82	2:37.411	4
27	10	Tizzard-McCarthy	SRB	4	Lotus 23B	42:55.187	15	42.589	17.055	76.31	2:30.796	2
28	50	Brooks R-Brooks K	A	7	Lotus Elan	43:18.032	15	1:05.434	22.845	75.64	2:35.459	4
29	19	Gibson-Daunt	INV	1	Lotus 19	43:35.698	15	1:23.100	17.666	75.13	2:39.725	4
30	74	Aylett-Farrall	A	8	Diva GT	43:43.016	15	1:30.418	7.318	74.92	2:44.984	2
31	84	Keers-Trafford-Stanley	B	1	MGB	41:50.293	14	-- 14 laps	54.153	73.07	2:47.054	11
32	137	Steve Nais h	B	2	MGB	42:48.787	14	58.494	58.494	71.40	2:50.754	10
33	12	Johan Denekamp	A	9	Marcos 1800 GT	43:41.874	14	1:51.581	53.087	69.95	2:55.310	3
----- NOT CLASSIFIED -----												
DNF 38	Ugo-Bernberg	SRD			Chevron B8	26:14.217	10	-- 10 laps		83.23	2:23.037	3
DNF 118	Fewitt-Myers	A			Lotus Elan	10:48.382	4	-- 4 laps --	1:02.334	80.82	2:39.648	2
DNF 42	Colman M-Colman C	SRD			Chevron B8	7:05.337	3	-- 3 laps --		92.40	2:21.159	3
DNF 77	Brooks V-Brooks B	SRB			Merlyn Mk6	2:36.949	1	-- 1 laps --	14.241	83.48	2:36.949	1
DNF 68	Marc Gordon	C			Jaguar XK150							

Cars 134 & 167 - non starters.

Session Start: 14:27:17 - Finish: 15:08:42

Weather/Track Conditions: Bright / Dry

Circuit: Silverstone Historic Grand Prix

Track Length: 5.857 Km - 3.6394 miles

These results are provisional until the conclusion of any judicial and technical matters.

Clerk of the Course:

Julian Floyd

Timekeeper:

Nick Palmer

Issued at:

Silverstone International Trophy - 20 - 21 May 2017

HSCC Guards Trophy supported by Dunlop Tyres

Race 11 - Classification

Sheet No:

----- FASTEST LAP SUMMARY -----

NO	DRIVER/S	CLASS	CAR MAKE / MODEL	FASTEST LAP	ON	MPH
4	Kirkaldy-Watson	SRD	Chevron B8	2:15.827	4	96.46
75	Simon Hadfield	D	Shelby Daytona Cobra	2:21.089	17	92.86
25	Hibberd M-Hibberd A	SRB	Lotus 23B	2:22.684	14	91.82
202	Gomes-Claridge	SRE	Lotus 47 GT	2:22.738	13	91.79
8	Paul Tooms	A	Lotus Elan	2:28.141	14	88.44
7	Andrew Sharp	SRC	Elva Mk7S	2:28.235	12	88.38
19	Gibson-Daunt	INV	Lotus 19	2:39.725	4	82.03
82	Bob Binfield	C	Jaquar E-type	2:40.191	14	81.79
84	Keers-Trafford-Stanley	B	MGB	2:47.054	11	78.43

Cars 134 & 167 - non starters.

Session Start: 14:27:17 - Finish: 15:08:42

Weather/Track Conditions: Bright / Dry

Circuit: Silverstone Historic Grand Prix

Track Length: 5.857 Km - 3.6394 miles

These results are provisional until the conclusion of any judicial and technical matters.

Clerk of the Course:

Timekeeper:

Issued at:

Julian Floyd

Nick Palmer



Silverstone International Trophy - 20 - 21 May 2017

HSCC Guards Trophy supported by Dunlop Tyres

Race 11 - Sector Analysis


1 John Davison (A)							Lotus Elan 26R										
Lap	Sect-1	Speed	Sect-2	Speed	Sect-3	Speed	Laptime	Pit	Lap	Sect-1	Speed	Sect-2	Speed	Sect-3	Speed	Laptime	Pit
1				119.6	28.856	112.8	2:35.807		9	46.655		1:14.290	123.6	In		2:34.929	P
2	46.829		1:16.310	121.4	27.877	112.2	2:31.016		10	Out		1:15.749	119.8	28.030	109.6	3:54.897	P
3	46.651		1:15.274	122.2	28.517	110.9	2:30.442		11	46.474		1:16.180	121.1	27.865	109.1	2:30.519	
4	45.904		1:15.499	120.5	28.201	107.8	2:29.604		12	46.612		1:14.603	117.3	28.590	108.0	2:29.805	
5	46.651		1:15.084	122.2	28.253	107.3	2:29.988		13	46.504		1:14.260	122.0	27.803	109.6	2:28.567	
6	46.291		1:14.819	122.9	27.941	109.1	2:29.051		14	46.403		1:14.275	122.7	27.739	110.5	2:28.417	
7	45.862		1:15.909	122.2	27.930	109.6	2:29.701		15	46.176		1:15.209	120.1	27.984	108.2	2:29.369	
8	46.385		1:15.108	122.0	27.815	109.6	2:29.308		16	46.642		1:14.602	121.1	28.000	109.2	2:29.244	

4 Kirkaldy-Watson (SRD)							Chevron B8										
Lap	Sect-1	Speed	Sect-2	Speed	Sect-3	Speed	Laptime	Pit	Lap	Sect-1	Speed	Sect-2	Speed	Sect-3	Speed	Laptime	Pit
1				131.1	25.717	124.3	2:18.532		10	Out		1:13.959	126.9	26.761	122.2	4:02.511	P
2	42.666		1:08.838	131.6	25.362	125.5	2:16.866		11	44.545		1:13.081	129.8	27.045	119.6	2:24.671	
3	42.178		1:09.280	131.8	25.429	124.8	2:16.887		12	44.260		1:12.704	128.8	26.631	121.6	2:23.595	
4	42.164		1:08.277	132.9	25.386	124.3	2:15.827		13	43.256		1:12.684	128.8	26.765	120.0	2:22.705	
5	42.500		1:08.650	131.6	25.302	124.8	2:16.452		14	44.302		1:12.815	130.6	26.176	122.9	2:23.293	
6	42.314		1:10.202	130.8	25.335	126.0	2:17.851		15	43.824		1:11.663	132.4	26.314	121.3	2:21.801	
7	42.937		1:09.006	130.8	25.388	125.3	2:17.331		16	44.058		1:13.865	126.4	26.915	117.6	2:24.838	
8	41.882		1:09.015	126.6	25.718	126.0	2:16.615		17	44.505		1:12.307	126.9	26.580	120.5	2:23.392	
9	42.346		1:09.640	131.8	In		2:23.123	P	18								

6 Thompson-McClurg (SRD)							Chevron B6										
Lap	Sect-1	Speed	Sect-2	Speed	Sect-3	Speed	Laptime	Pit	Lap	Sect-1	Speed	Sect-2	Speed	Sect-3	Speed	Laptime	Pit
1				125.4	28.286	112.0	2:34.753		10	44.064		1:12.687	124.5	27.070	120.0	2:23.821	
2	46.836		1:16.156	123.8	27.743	115.2	2:30.735		11	44.674		1:14.357	127.3	26.573	119.1	2:25.604	
3	46.188		1:15.641	127.6	28.155	115.4	2:29.984		12	45.373		1:14.176	122.9	27.078	118.5	2:26.627	
4	46.100		1:14.307	127.1	27.135	118.3	2:27.542		13	44.546		1:12.510	126.6	26.755	118.9	2:23.811	
5	45.162		1:15.054	127.1	27.218	117.0	2:27.434		14	45.753		1:13.453	124.5	26.852	119.6	2:26.058	
6	45.061		1:16.700	122.9	27.533	116.6	2:29.294		15	44.710		1:12.568	125.2	26.773	119.6	2:24.051	
7	45.592		1:16.547	122.5	28.379	116.2	2:30.518		16	44.700		1:13.295	126.1	26.847	118.9	2:24.842	
8	45.418		1:15.251	126.6	In		2:33.637	P	17	44.970		1:13.199	125.2	27.611	119.1	2:25.780	
9	Out		1:12.828	126.4	27.970	120.2	3:47.776	P	18								

7 Andrew Sharp (SRC)							Elva Mk7S										
Lap	Sect-1	Speed	Sect-2	Speed	Sect-3	Speed	Laptime	Pit	Lap	Sect-1	Speed	Sect-2	Speed	Sect-3	Speed	Laptime	Pit
1				120.3	28.362	113.6	2:41.431		9	50.301		1:19.033	115.9	In		2:45.102	P
2	47.397		1:18.714	110.9	28.664	114.6	2:34.775		10	Out		1:18.606	122.2	27.844	115.6	3:57.467	P
3	47.413		1:17.667	112.2	28.418	112.4	2:33.498		11	46.210		1:16.197	122.5	27.632	117.6	2:30.039	
4	47.018		1:17.125	116.9	27.842	114.8	2:31.985		12	45.451		1:15.167	126.1	27.617	117.6	2:28.235	
5	46.531		1:17.546	118.8	27.864	117.4	2:31.941		13	46.044		1:28.088	119.8	29.468	107.6	2:43.600	
6	46.322		1:17.787	117.3	28.186	113.6	2:32.295		14	47.393		1:16.974	117.5	28.419	114.6	2:32.786	
7	46.210		1:17.757	120.7	27.976	117.4	2:31.943		15	46.546		1:16.876	124.0	27.599	114.8	2:31.021	
8	46.408		1:17.154	119.4	27.992	116.4	2:31.554		16	47.049		1:16.224	124.0	28.448	110.3	2:31.721	

8 Paul Tooms (A)							Lotus Elan										
Lap	Sect-1	Speed	Sect-2	Speed	Sect-3	Speed	Laptime	Pit	Lap	Sect-1	Speed	Sect-2	Speed	Sect-3	Speed	Laptime	Pit
1				122.5	28.308	112.2	2:36.464		9	46.888		1:15.559	120.5	28.242	109.2	2:30.689	
2	46.613		1:16.380	122.2	27.899	112.4	2:30.892		10	53.684		1:15.226	122.0	28.124	110.5	2:37.034	
3	46.486		1:15.331	122.7	28.465	111.1	2:30.282		11	46.384		1:14.706	122.7	27.979	110.3	2:29.069	
4	47.175		1:14.968	123.8	28.380	108.9	2:30.523		12	46.391		1:14.130	122.7	28.206	110.9	2:28.727	
5	46.361		1:14.641	124.3	28.850	109.4	2:29.852		13	46.586		1:14.728	122.9	28.121	111.5	2:29.435	
6	46.241		1:14.298	124.3	27.804	111.3	2:28.343		14	46.071		1:14.165	122.9	27.905	111.7	2:28.141	
7	46.350		1:16.745	121.1	In		2:34.238	P	15	46.060		1:15.150	120.5	28.285	110.0	2:29.495	
8	Out		1:15.096	118.6	28.570	109.4	3:50.090	P	16	46.289		1:14.636	121.8	27.890	107.3	2:28.815	



Session Start: 14:27:17 - Finish: 15:08:42
Weather/Track Conditions: Bright / Dry
Circuit: Silverstone Historic Grand Prix
Track Length: 5.857 Km - 3.6394 miles

Silverstone International Trophy - 20 - 21 May 2017

HSCC Guards Trophy supported by Dunlop Tyres

Race 11 - Sector Analysis


10 Tizzard-McCarthy (SRB)							Lotus 23B											
lap	Sect-1	Speed	Sect-2	Speed	Sect-3	Speed	Laptime	Pit	lap	Sect-1	Speed	Sect-2	Speed	Sect-3	Speed	Laptime	Pit	
1			127.1	27.938	120.7		2:38.750		9	50.805		1:25.526	104.0	30.277	109.4		2:46.608	
2	46.496		1:15.940	118.1	28.360	118.9	2:30.796		10	50.366		1:24.948	113.0	30.189	106.1		2:45.503	
3	46.627		1:17.514	117.9	28.865	116.6	2:33.006		11	50.484		1:24.219	105.0	29.740	110.3		2:44.443	
4	47.266		1:17.983	115.1	In		2:46.886	P	12	50.181		1:22.337	117.3	29.659	107.1		2:42.177	
5	Out		1:29.319	113.7	29.771	109.6	4:28.846	P	13	51.377		1:26.069	109.1	30.452	107.5		2:47.898	
6	52.863		1:23.376	111.7	30.015	107.1	2:46.254		14	51.115		1:22.668	116.3	29.112	109.6		2:42.895	
7	49.383		1:23.128	114.5	29.809	103.2	2:42.320		15	49.224		1:24.125	111.8	31.155	108.2		2:44.504	
8	1:19.758		1:25.085	108.9	29.458	109.4	3:14.301		16									

12 Johan Denekamp (A)							Marcos 1800 GT											
lap	Sect-1	Speed	Sect-2	Speed	Sect-3	Speed	Laptime	Pit	lap	Sect-1	Speed	Sect-2	Speed	Sect-3	Speed	Laptime	Pit	
1			102.3	32.810	96.0		3:02.969		8	56.369		1:31.454	98.4	32.892	95.3		3:00.715	
2	54.767		1:29.883	98.5	33.027	94.8	2:57.677		9	55.674		1:30.876	100.8	33.658	91.3		3:00.208	
3	54.420		1:28.033	102.3	32.857	92.2	2:55.310		10	56.802		1:31.704	98.5	34.069	92.1		3:02.575	
4	55.614		1:28.753	102.8	33.971	88.3	2:58.338		11	54.754		1:29.782	102.1	33.667	94.0		2:58.203	
5	57.179		1:32.329	97.4	In		3:11.849	P	12	55.438		1:30.252	98.0	34.524	89.0		3:00.214	
6	Out		1:31.110	102.5	32.959	94.0	4:28.981	P	13	56.087		1:31.814	95.7	33.480	91.9		3:01.381	
7	56.062		1:30.092	99.7	34.317	87.9	3:00.471		14	56.849		1:32.122	94.8	34.012	86.8		3:02.983	

14 Spiers-Hetherington (D)							TVR Griffith											
lap	Sect-1	Speed	Sect-2	Speed	Sect-3	Speed	Laptime	Pit	lap	Sect-1	Speed	Sect-2	Speed	Sect-3	Speed	Laptime	Pit	
1			126.4	27.007	123.2		2:28.602		10	44.653		1:12.837	138.4	29.737	120.2		2:27.227	
2	44.528		1:13.696	123.1	27.526	122.2	2:25.750		11	46.382		1:13.769	130.8	28.155	118.7		2:28.306	
3	44.391		1:13.781	130.3	27.427	122.5	2:25.599		12	44.487		1:12.731	132.4	27.238	122.7		2:24.456	
4	44.247		1:13.465	129.3	28.223	118.3	2:25.935		13	44.799		1:12.349	130.6	27.177	121.3		2:24.325	
5	44.597		1:13.446	123.8	27.657	118.7	2:25.700		14	44.616		1:12.423	128.3	27.206	122.2		2:24.245	
6	45.743		1:16.271	125.7	27.594	119.1	2:29.608		15	44.286		1:13.153	128.3	27.243	122.2		2:24.682	
7	45.166		1:14.453	129.1	27.622	118.7	2:27.241		16	45.603		1:13.584	120.5	28.239	117.4		2:27.426	
8	44.440		1:14.875	127.3	In		2:33.354	P	17	44.980		1:14.272	131.6	27.385	114.6		2:26.637	
9	Out		1:13.982	130.1	27.612	120.5	3:56.667	P	18									

16 Phillip Nelson (SRD)							Chevron B8											
lap	Sect-1	Speed	Sect-2	Speed	Sect-3	Speed	Laptime	Pit	lap	Sect-1	Speed	Sect-2	Speed	Sect-3	Speed	Laptime	Pit	
1			121.1	28.233	119.1		2:35.243		9	46.632		1:15.000	124.0	27.297	116.4		2:28.929	
2	46.693		1:16.098	122.0	27.466	114.4	2:30.257		10	45.553		1:16.336	116.9	27.421	117.2		2:29.310	
3	46.306		1:16.586	117.7	27.470	119.4	2:30.362		11	45.431		1:14.642	124.3	27.013	116.6		2:27.086	
4	46.096		1:15.666	124.3	26.973	119.1	2:28.735		12	45.390		1:14.428	126.1	In			2:38.543	P
5	46.110		1:14.980	122.7	27.316	117.0	2:28.406		13	Out		1:15.393	123.1	27.201	116.4		4:12.231	P
6	45.605		1:15.636	119.8	27.697	117.9	2:28.938		14	45.262		1:15.256	120.9	27.479	117.0		2:27.997	
7	46.342		1:15.347	121.8	27.499	118.5	2:29.188		15	45.319		1:14.315	124.3	27.026	117.6		2:26.660	
8	45.842		1:15.783	122.9	27.125	118.7	2:28.750		16	44.542		1:15.675	120.9	27.536	117.2		2:27.753	

19 Gibson-Daunt (INV)							Lotus 19											
lap	Sect-1	Speed	Sect-2	Speed	Sect-3	Speed	Laptime	Pit	lap	Sect-1	Speed	Sect-2	Speed	Sect-3	Speed	Laptime	Pit	
1			109.5	29.862	106.9		2:52.689		9			In	113.9	In			2:45.949	P
2			111.1	29.437	105.1		2:43.128		10	Out		1:34.261	109.3	32.667	102.8		4:47.506	P
3	50.008		1:20.659	110.7	29.280	107.6	2:39.947		11	54.344		1:28.024	104.9	32.313	108.3		2:54.681	
4	49.560		1:20.291	114.9	29.874	105.6	2:39.725		12	52.208		1:29.572	108.2	32.093	102.9		2:53.873	
5	49.627		1:25.046	106.0	29.393	106.1	2:44.066		13	53.392		1:26.780	113.7	30.231	108.0		2:50.403	
6	49.320		1:23.908	115.7	29.155	108.5	2:42.383		14	51.672		1:27.937	113.4	30.540	105.7		2:50.149	
7			119.4	29.172	106.8		2:39.742		15	52.127		1:26.091	110.6	31.340	108.0		2:49.558	
8	49.855		1:22.045	109.5	29.999	100.1	2:41.899		16									



Session Start: 14:27:17 - Finish: 15:08:42
Weather/Track Conditions: Bright / Dry
Circuit: Silverstone Historic Grand Prix
Track Length: 5.857 Km - 3.6394 miles

Silverstone International Trophy - 20 - 21 May 2017

HSCC Guards Trophy supported by Dunlop Tyres

Race 11 - Sector Analysis


22 Milicevic-Merrick (SRB)							Elva Mk7										
Lap	Sect-1	Speed	Sect-2	Speed	Sect-3	Speed	Laptime	Pit	Lap	Sect-1	Speed	Sect-2	Speed	Sect-3	Speed	Laptime	Pit
1				119.4	28.594	112.2	2:34.896		9	45.589		1:14.363	122.5	27.667	115.6	2:27.619	
2	46.666		1:14.732	124.3	27.304	116.4	2:28.702		10	45.887		1:13.647	122.7	27.749	115.2	2:27.283	
3	45.284		1:12.887	126.9	27.156	116.2	2:25.327		11	46.115		1:14.371	123.1	In		2:36.591	P
4	44.690		1:13.465	127.3	27.140	116.0	2:25.295		12	Out		1:19.277	114.5	28.958	108.3	4:01.404	P
5	45.868		1:13.797	124.7	27.358	116.2	2:27.023		13	48.167		1:18.641	120.3	28.620	109.6	2:35.428	
6	45.191		1:17.296	124.5	27.559	116.0	2:30.046		14	47.857		1:18.559	114.9	27.950	112.8	2:34.366	
7	45.066		1:14.880	125.2	27.373	115.6	2:27.319		15	48.033		1:19.326	119.4	28.372	111.5	2:35.731	
8	46.069		1:14.236	126.9	27.426	115.4	2:27.731		16	47.707		1:18.353	108.1	28.607	113.0	2:34.667	

23 Darren Wilson (SRB)							Lotus 23B										
Lap	Sect-1	Speed	Sect-2	Speed	Sect-3	Speed	Laptime	Pit	Lap	Sect-1	Speed	Sect-2	Speed	Sect-3	Speed	Laptime	Pit
1				123.4	27.953	114.2	2:38.528		9	46.154		1:16.230	123.4	27.620	111.3	2:30.004	
2	48.371		1:18.630	112.2	28.413	111.5	2:35.414		10	46.482		1:17.182	122.7	In		2:38.779	P
3	46.385		1:16.422	122.5	27.476	112.2	2:30.283		11	Out		1:15.907	122.9	27.578	112.4	4:01.199	P
4	46.112		1:16.820	122.7	27.496	111.8	2:30.428		12	46.272		1:16.559	119.8	27.607	112.0	2:30.438	
5	46.293		1:15.182	123.8	27.441	112.6	2:28.916		13	46.115		1:16.008	120.3	28.040	113.2	2:30.163	
6	46.168		1:15.844	123.8	27.379	112.4	2:29.391		14	45.921		1:15.779	123.8	27.348	114.0	2:29.048	
7	46.164		1:15.887	122.5	28.749	112.2	2:30.800		15	47.315		1:15.876	122.7	27.440	112.6	2:30.631	
8	46.226		1:16.159	123.1	27.574	112.6	2:29.959		16	45.993		1:15.570	123.4	27.496	111.3	2:29.059	

25 Hibberd M-Hibberd A (SRB)							Lotus 23B										
Lap	Sect-1	Speed	Sect-2	Speed	Sect-3	Speed	Laptime	Pit	Lap	Sect-1	Speed	Sect-2	Speed	Sect-3	Speed	Laptime	Pit
1				121.8	27.690	119.6	2:32.104		10	44.129		1:12.432	130.1	27.236	118.5	2:23.797	
2	45.409		1:15.176	124.7	27.593	120.0	2:28.178		11	44.713		1:12.820	129.8	27.147	117.6	2:24.680	
3	45.807		1:14.088	130.1	27.608	116.4	2:27.503		12	44.644		1:12.105	130.8	27.097	118.1	2:23.846	
4	45.480		1:16.201	130.6	27.507	118.3	2:29.188		13	44.948		1:12.655	130.8	26.955	118.3	2:24.558	
5	44.885		1:14.487	123.4	28.121	117.9	2:27.493		14	44.264		1:11.467	132.1	26.953	118.9	2:22.684	
6	45.476		1:16.394	125.2	28.862	117.4	2:30.732		15	44.230		1:11.594	130.1	27.123	117.9	2:22.947	
7	46.079		1:16.940	128.6	In		2:34.090	P	16	44.264		1:12.368	130.1	27.223	118.9	2:23.855	
8	Out		1:13.299	129.1	27.149	118.1	3:46.899	P	17	45.511		1:12.776	117.3	28.281	115.8	2:26.568	
9	44.759		1:12.285	128.6	27.335	117.9	2:24.379		18								

26 Ian Bankhurst (A)							Lotus Elan 26R										
Lap	Sect-1	Speed	Sect-2	Speed	Sect-3	Speed	Laptime	Pit	Lap	Sect-1	Speed	Sect-2	Speed	Sect-3	Speed	Laptime	Pit
1				114.3	30.069	103.9	2:46.230		9	48.136		1:19.197	114.9	28.748	106.8	2:36.081	
2	49.092		1:20.067	113.2	28.490	106.4	2:37.649		10	48.890		1:18.553	116.1	29.131	108.0	2:36.574	
3	48.459		1:18.474	117.5	28.463	107.6	2:35.396		11	47.676		1:17.588	116.9	28.570	106.8	2:33.834	
4	47.989		1:19.007	116.1	28.543	106.4	2:35.539		12	47.816		1:18.022	117.5	28.552	105.6	2:34.390	
5	48.257		1:19.448	115.7	In		2:47.138	P	13	47.551		1:17.777	115.3	29.020	105.1	2:34.348	
6	Out		1:19.625	116.7	28.659	107.5	3:59.310	P	14	47.764		1:18.675	115.5	28.512	107.8	2:34.951	
7	48.170		1:19.468	114.7	29.039	106.8	2:36.677		15	47.271		1:18.127	116.9	28.787	108.3	2:34.185	
8	48.417		1:19.344	115.7	28.959	107.5	2:36.720		16	47.538		1:18.432	110.2	28.976	108.5	2:34.946	

34 James Schryver (SRD)							Chevron B8										
Lap	Sect-1	Speed	Sect-2	Speed	Sect-3	Speed	Laptime	Pit	Lap	Sect-1	Speed	Sect-2	Speed	Sect-3	Speed	Laptime	Pit
1				130.8	26.331	121.1	2:24.353		10	44.216		1:11.233	129.3	26.758	117.9	2:22.207	
2	44.019		1:10.499	130.1	26.510	119.4	2:21.028		11	43.301		1:11.699	126.9	In		2:27.255	P
3	43.668		1:10.567	129.3	26.469	119.4	2:20.704		12	Out		1:11.893	128.8	26.783	118.1	3:44.685	P
4	43.701		1:11.509	128.6	26.437	118.7	2:21.647		13	44.177		1:13.497	127.6	26.473	118.7	2:24.147	
5	44.260		1:11.561	129.1	26.270	119.1	2:22.091		14	44.007		1:11.794	126.1	26.653	119.1	2:22.454	
6	44.138		1:13.659	127.3	26.840	117.9	2:24.637		15	43.711		1:11.858	128.1	26.378	120.0	2:21.947	
7	43.963		1:13.238	130.6	26.348	120.2	2:23.549		16	43.890		1:12.879	128.6	26.236	118.5	2:23.005	
8	43.878		1:15.201	127.6	26.778	119.4	2:25.857		17	44.753		1:10.991	127.3	26.741	119.1	2:22.485	
9	44.911		1:13.606	127.3	26.521	119.4	2:25.038		18								



Session Start: 14:27:17 - Finish: 15:08:42
 Weather/Track Conditions: Bright / Dry
 Circuit: Silverstone Historic Grand Prix
 Track Length: 5.857 Km - 3.6394 miles

Silverstone International Trophy - 20 - 21 May 2017

HSCC Guards Trophy supported by Dunlop Tyres

Race 11 - Sector Analysis

36 Andrew Garside (A)							Lotus Elan GTS										
lap	Sect-1	Speed	Sect-2	Speed	Sect-3	Speed	Laptime	Pit	lap	Sect-1	Speed	Sect-2	Speed	Sect-3	Speed	Laptime	Pit
1				123.1	28.071	111.7	2: 40.059		9	48.115		1: 18.357	121.1	27.906	110.0	2: 34.378	
2	47.207		1: 18.094	116.3	28.437	110.2	2: 33.738		10	47.576		1: 19.125	119.0	In		2: 41.078	P
3	47.239		1: 16.587	121.4	28.458	111.1	2: 32.284		11	Out		1: 17.280	122.5	28.039	109.6	3: 53.192	P
4	47.225		1: 16.520	122.5	28.501	108.0	2: 32.246		12	48.162		1: 18.377	120.3	28.201	108.3	2: 34.740	
5	46.972		1: 25.682	121.6	28.265	108.7	2: 40.919		13	48.537		1: 17.068	118.8	28.631	108.9	2: 34.236	
6	47.936		1: 17.788	122.7	28.476	105.1	2: 34.200		14	47.396		1: 16.650	121.6	28.423	109.4	2: 32.469	
7	47.513		1: 16.963	121.8	28.168	109.1	2: 32.644		15	48.764		1: 18.341	122.0	28.070	110.3	2: 35.175	
8	47.209		1: 19.679	120.1	28.682	109.2	2: 35.570		16	47.149		1: 17.593	118.6	28.721	109.4	2: 33.463	


37 Gardiner-Cox (D)							TVR Griffith										
lap	Sect-1	Speed	Sect-2	Speed	Sect-3	Speed	Laptime	Pit	lap	Sect-1	Speed	Sect-2	Speed	Sect-3	Speed	Laptime	Pit
1				124.3	27.257	123.2	2: 28.144		10	44.129		1: 12.206	133.9	27.159	123.9	2: 23.494	
2	44.743		1: 13.184	125.2	27.326	122.5	2: 25.253		11	44.608		1: 12.928	126.9	26.855	123.6	2: 24.391	
3	44.691		1: 13.655	127.3	27.212	122.0	2: 25.558		12	43.950		1: 13.352	128.1	27.195	122.0	2: 24.497	
4	44.543		1: 13.152	125.9	27.586	120.2	2: 25.281		13	44.339		1: 12.491	128.1	27.026	122.0	2: 23.856	
5	44.610		1: 13.330	121.6	27.521	122.9	2: 25.461		14	44.037		1: 12.540	132.9	27.624	119.1	2: 24.201	
6	44.918		1: 15.947	119.2	In		2: 36.888	P	15	45.066		1: 13.383	126.9	27.055	121.1	2: 25.504	
7	Out		1: 14.018	126.4	27.051	124.1	3: 46.661	P	16	44.885		1: 13.509	121.4	27.471	123.4	2: 25.865	
8	44.322		1: 13.313	125.4	27.328	123.9	2: 24.963		17	44.885		1: 12.485	132.6	34.527	120.2	2: 31.897	
9	44.800		1: 12.320	130.3	27.149	120.5	2: 24.269		18								

38 Ugo-Bernberg (SRD)							Chevron B8										
lap	Sect-1	Speed	Sect-2	Speed	Sect-3	Speed	Laptime	Pit	lap	Sect-1	Speed	Sect-2	Speed	Sect-3	Speed	Laptime	Pit
1				120.9	28.014	117.9	2: 34.077		6	46.498		1: 13.706	127.3	26.872	119.1	2: 27.076	
2	44.496		1: 12.629	125.9	26.502	119.8	2: 23.627		7	44.535		1: 12.547	126.9	26.710	119.4	2: 23.792	
3	44.575		1: 12.203	128.3	26.259	120.7	2: 23.037		8	44.668		1: 13.364	126.1	In		2: 29.860	P
4	44.040		1: 13.569	121.8	27.698	116.0	2: 25.307		9	Out		1: 14.601	124.5	27.107	116.2	4: 15.213	P
5	44.862		1: 12.714	129.6	26.465	120.9	2: 24.041		10	45.897		1: 15.018	124.7	27.272	117.0	2: 28.187	

41 Brian Casey (SRE)							Lenham P69										
lap	Sect-1	Speed	Sect-2	Speed	Sect-3	Speed	Laptime	Pit	lap	Sect-1	Speed	Sect-2	Speed	Sect-3	Speed	Laptime	Pit
1				119.2	28.131	113.6	2: 36.665		10	Out		1: 14.401	120.1	27.065	114.6	3: 50.955	P
2	46.831		1: 14.942	123.8	27.302	118.7	2: 29.075		11	46.374		1: 14.232	122.7	26.936	115.4	2: 27.542	
3	46.212		1: 15.701	121.6	27.914	116.0	2: 29.827		12	45.932		1: 16.866	123.4	26.839	116.6	2: 29.637	
4	46.316		1: 15.965	124.3	27.350	111.5	2: 29.631		13				123.8	26.918	117.4	2: 24.935	
5	45.685		1: 15.149	123.8	27.352	115.4	2: 28.186		14	45.758		1: 13.964	119.2	26.900	117.6	2: 26.622	
6	45.413		1: 15.697	116.3	28.037	115.6	2: 29.147		15	45.492		1: 13.127	121.8	27.149	117.2	2: 25.768	
7	46.079		1: 15.219	123.6	26.957	119.1	2: 28.255		16	45.728		1: 13.997	125.0	26.733	118.5	2: 26.458	
8	45.036		1: 12.467	122.9	26.584	118.9	2: 24.087		17	45.625		1: 14.953	121.1	27.148	118.9	2: 27.726	
9	46.319		1: 14.944	110.4	In		2: 39.405	P	18								

42 Colman M-Colman C (SRD)							Chevron B8										
lap	Sect-1	Speed	Sect-2	Speed	Sect-3	Speed	Laptime	Pit	lap	Sect-1	Speed	Sect-2	Speed	Sect-3	Speed	Laptime	Pit
1				130.8	26.690	118.7	2: 22.708		3				129.8	26.483	118.1	2: 21.159	
2				129.1	26.463	118.9	2: 21.470		4								

43 Jones C-Jones A (SRC)							Elva Mk7S										
lap	Sect-1	Speed	Sect-2	Speed	Sect-3	Speed	Laptime	Pit	lap	Sect-1	Speed	Sect-2	Speed	Sect-3	Speed	Laptime	Pit
1				110.2	28.791	115.0	2: 56.891		9	Out		In	120.7	29.656	107.8	4: 16.650	P
2				110.2	28.989	113.2	2: 39.070		10				103.7	30.385	105.1	2: 49.403	
3				108.6	29.166	113.0	2: 37.968		11				107.7	31.855	105.1	2: 52.762	
4				110.7	28.766	113.8	2: 37.411		12				115.7	29.999	110.7	2: 47.455	
5				103.7	30.016	108.5	2: 41.361		13				121.8	29.157	110.3	2: 43.269	
6				110.4	28.980	110.2	2: 40.204		14				116.1	29.609	106.8	2: 45.596	
7				107.5	29.150	112.4	2: 39.330		15				118.1	29.951	109.1	2: 43.538	
8				113.0			2: 47.224		16								



Session Start: 14:27:17 - Finish: 15:08:42
Weather/Track Conditions: Bright / Dry
Circuit: Silverstone Historic Grand Prix
Track Length: 5.857 Km - 3.6394 miles

Silverstone International Trophy - 20 - 21 May 2017

HSCC Guards Trophy supported by Dunlop Tyres

Race 11 - Sector Analysis


46 Michael Whitaker (D)							TVR Griffith										
Lap	Sect-1	Speed	Sect-2	Speed	Sect-3	Speed	Laptime	Pit	Lap	Sect-1	Speed	Sect-2	Speed	Sect-3	Speed	Laptime	Pit
1				126.9	26.676	126.0	2:26.325		10	43.839		1:12.278	130.3	26.771	126.5	2:22.888	
2	44.279		1:12.620	120.1	26.810	125.0	2:23.709		11	43.409		1:11.399	132.1	26.951	127.2	2:21.759	
3	45.199		1:12.808	128.8	27.169	120.2	2:25.176		12	43.107		1:11.498	126.9	26.930	126.2	2:21.535	
4	44.174		1:12.652	129.6	26.724	124.6	2:23.550		13	43.250		1:11.679	128.1	26.970	126.7	2:21.899	
5	43.960		1:12.764	121.1	In		2:29.757	P	14	43.817		1:12.292	130.1	26.853	127.7	2:22.962	
6	Out		1:12.609	121.1	26.706	125.5	3:41.840	P	15	43.415		1:11.757	128.3	26.991	127.2	2:22.163	
7	44.441		1:12.844	123.1	26.938	125.0	2:24.223		16	44.140		1:12.362	132.9	27.121	125.5	2:23.623	
8	44.063		1:12.128	122.5	26.897	125.5	2:23.088		17	43.448		1:11.132	128.6	27.246	123.4	2:21.826	
9	43.617		1:12.009	134.8	26.876	126.7	2:22.502		18								

49 Schryver W-Schryver M (SRD)							Chevron B6										
Lap	Sect-1	Speed	Sect-2	Speed	Sect-3	Speed	Laptime	Pit	Lap	Sect-1	Speed	Sect-2	Speed	Sect-3	Speed	Laptime	Pit
1				128.8	26.628	118.1	2:24.301		10	44.248		1:11.103	129.6	26.597	119.4	2:21.948	
2	44.618		1:11.248	130.6	26.381	120.5	2:22.247		11	43.952		1:12.956	128.8	26.437	118.5	2:23.345	
3	44.335		1:11.354	130.1	26.263	119.8	2:21.952		12	43.729		1:12.987	129.3	In		2:28.847	P
4	43.696		1:10.805	129.8	26.211	119.6	2:20.712		13	Out		1:13.908	125.0	26.752	118.7	3:47.443	P
5	43.346		1:11.200	131.8	26.878	116.4	2:21.424		14	44.423		1:13.180	126.4	28.609	112.2	2:26.212	
6	43.468		1:12.536	129.6	26.347	119.4	2:22.351		15	43.521		1:13.136	127.6	26.409	118.5	2:23.066	
7	44.139		1:13.016	129.3	26.491	118.9	2:23.646		16	43.429		1:12.951	127.6	26.417	118.5	2:22.797	
8	43.715		1:13.514	130.6	26.887	118.5	2:24.116		17	43.179		1:11.537	130.1	26.319	117.9	2:21.035	
9	44.356		1:14.480	129.3	26.492	119.1	2:25.328		18								

50 Brooks R-Brooks K (A)							Lotus Elan										
Lap	Sect-1	Speed	Sect-2	Speed	Sect-3	Speed	Laptime	Pit	Lap	Sect-1	Speed	Sect-2	Speed	Sect-3	Speed	Laptime	Pit
1				120.7	29.740	106.8	2:45.934		9	54.092		1:25.896	102.5	31.424	100.7	2:51.412	
2	48.468		1:19.847	115.7	29.048	110.2	2:37.363		10	51.995		1:28.079	107.9	32.802	93.7	2:52.876	
3	48.202		1:18.732	117.7	28.645	109.8	2:35.579		11	57.765		1:32.817	97.8	32.083	98.3	3:02.665	
4	47.730		1:19.088	118.1	28.641	109.6	2:35.459		12	55.077		1:31.565	99.0	31.071	102.1	2:57.713	
5	48.046		1:19.204	118.6	28.855	110.0	2:36.105		13	53.171		1:27.114	98.8	31.832	101.5	2:52.117	
6	48.227		1:20.287	114.3	29.165	108.5	2:37.679		14	52.718		1:28.291	98.5	31.992	96.6	2:53.001	
7	48.524		1:19.238	116.3	In		2:41.730	P	15	53.307		1:27.960	92.9	34.666	94.0	2:55.933	
8	Out		1:29.587	103.1	32.084	99.6	4:22.466	P	16								

55 Shaw-Barter (A)							Lotus Elan GTS										
Lap	Sect-1	Speed	Sect-2	Speed	Sect-3	Speed	Laptime	Pit	Lap	Sect-1	Speed	Sect-2	Speed	Sect-3	Speed	Laptime	Pit
1				122.2	28.598	110.2	2:38.291		9	46.715		1:14.852	120.9	28.185	108.2	2:29.752	
2	48.548		1:17.073	118.1	28.440	109.1	2:34.061		10	46.665		1:14.990	120.1	28.220	105.1	2:29.875	
3	47.540		1:16.670	121.1	28.725	108.9	2:32.935		11	46.822		1:15.897	119.0	28.378	106.1	2:31.097	
4	47.335		1:16.244	117.1	28.604	108.5	2:32.183		12	46.978		1:15.294	118.8	28.480	106.6	2:30.752	
5	47.327		1:16.605	118.8	28.332	108.2	2:32.264		13	46.669		1:15.245	121.4	28.511	107.1	2:30.425	
6	47.270		1:16.957	116.3	In		2:38.902	P	14	47.539		1:15.197	120.1	28.432	106.8	2:31.168	
7	Out		1:16.594	122.0	28.447	108.0	4:08.471	P	15	48.614		1:26.479	82.8	In		2:57.979	P
8	46.889		1:15.189	120.5	28.160	108.0	2:30.238		16	Out		1:29.516	101.1	In		4:29.859	P

59 Brooks-Beebee (SRD)							Chevron B8										
Lap	Sect-1	Speed	Sect-2	Speed	Sect-3	Speed	Laptime	Pit	Lap	Sect-1	Speed	Sect-2	Speed	Sect-3	Speed	Laptime	Pit
1				129.8	26.129	119.4	2:21.257		10	44.402		1:11.481	130.1	26.158	120.7	2:22.041	
2	44.011		1:10.259	129.6	26.438	118.5	2:20.708		11	44.170		1:10.270	130.8	26.033	119.1	2:20.473	
3	43.730		1:10.566	129.8	26.230	118.3	2:20.526		12	43.466		1:10.550	133.7	26.779	119.8	2:20.795	
4	43.939		1:10.497	130.1	26.419	116.6	2:20.855		13	44.183		1:10.407	130.6	26.175	120.0	2:20.765	
5	43.770		1:11.958	126.4	26.805	115.2	2:22.533		14	43.847		1:11.088	129.3	26.840	117.6	2:21.775	
6	44.234		1:11.016	129.3	27.099	113.8	2:22.349		15	43.547		1:10.666	131.1	25.811	121.1	2:20.024	
7	44.161		1:13.475	128.6	26.219	117.9	2:23.855		16	44.295		1:09.613	130.3	25.703	120.5	2:19.611	
8	44.083		1:10.993	129.8	In		2:29.203	P	17	43.093		1:12.464	125.9	26.048	117.6	2:21.605	
9	Out		1:12.629	129.3	26.329	118.7	3:47.818	P	18								



Session Start: 14:27:17 - Finish: 15:08:42
Weather/Track Conditions: Bright / Dry
Circuit: Silverstone Historic Grand Prix
Track Length: 5.857 Km - 3.6394 miles

Silverstone International Trophy - 20 - 21 May 2017

HSCC Guards Trophy supported by Dunlop Tyres

Race 11 - Sector Analysis

60 Andrew Hayden (C)							Austin Healey 3000 Mk2										
lap	Sect-1	Speed	Sect-2	Speed	Sect-3	Speed	Laptime	Pit	lap	Sect-1	Speed	Sect-2	Speed	Sect-3	Speed	Laptime	Pit
1				101.7	30.906	103.4	2:54.190		9	50.065		1:20.281	113.7	30.327	103.9	2:40.673	
2	50.069		1:23.108	109.3	30.861	103.7	2:44.038		10	50.654		1:22.783	106.5	30.665	105.4	2:44.102	
3	49.805		1:20.938	114.9	30.396	101.8	2:41.139		11	50.419		1:25.704	112.2	31.403	100.1	2:47.526	
4	50.529		1:20.827	113.9	30.701	101.8	2:42.057		12	50.104		1:20.589	115.9	31.076	102.3	2:41.769	
5	50.122		1:21.222	113.4	30.940	103.7	2:42.284		13	50.888		1:21.510	114.9	30.811	103.9	2:43.209	
6	50.308		1:21.472	114.3	30.728	103.2	2:42.508		14	50.597		1:24.878	112.4	30.933	105.2	2:46.408	
7	49.998		1:23.619	111.5	In		2:51.360 P		15	50.337		1:21.349	112.0	31.498	102.4	2:43.184	
8	Out		1:20.859	111.8	30.725	102.8	4:05.673 P		16								


65 Thompson-Hales (D)							TVR Griffith										
lap	Sect-1	Speed	Sect-2	Speed	Sect-3	Speed	Laptime	Pit	lap	Sect-1	Speed	Sect-2	Speed	Sect-3	Speed	Laptime	Pit
1				120.5	29.072	114.2	2:34.664		10	Out		1:13.733	128.8	27.351	123.6	3:53.348 P	
2	46.342		1:15.888	121.8	27.916	117.2	2:30.146		11	45.477		1:14.118	131.1	27.076	123.4	2:26.671	
3	46.202		1:15.762	126.1	28.145	117.2	2:30.109		12	45.398		1:16.124	121.4	28.312	121.6	2:29.834	
4	45.677		1:15.539	115.5	28.167	121.1	2:29.383		13	45.264		1:13.616	131.1	27.241	118.5	2:26.121	
5	45.642		1:15.023	125.2	27.746	119.8	2:28.411		14	45.028		1:13.922	132.1	27.061	122.7	2:26.011	
6	45.355		1:15.619	120.5	28.559	117.2	2:29.533		15	45.053		1:14.112	125.7	27.234	124.3	2:26.399	
7	45.733		1:14.501	126.4	28.012	120.5	2:28.246		16	45.576		1:14.255	126.9	27.157	124.6	2:26.988	
8	45.668		1:15.215	127.8	28.209	116.4	2:29.092		17	44.549		1:13.135	128.8	27.455	122.0	2:25.139	
9	48.541		1:16.535	125.9	In		2:39.256 P		18								

67 Smith T-Smith A (A)							Marcos 1800 GT										
lap	Sect-1	Speed	Sect-2	Speed	Sect-3	Speed	Laptime	Pit	lap	Sect-1	Speed	Sect-2	Speed	Sect-3	Speed	Laptime	Pit
1				121.8	28.412	111.1	2:36.395		9	47.134		1:16.206	118.4	28.448	107.1	2:31.788	
2	47.157		1:16.279	122.9	28.137	110.2	2:31.573		10	47.683		1:16.110	119.2	28.805	107.1	2:32.598	
3	46.191		1:15.390	119.0	28.318	110.9	2:29.899		11	47.938		1:16.334	118.6	28.595	107.5	2:32.867	
4	46.732		1:14.512	123.4	27.940	111.1	2:29.184		12	47.488		1:16.909	118.4	28.840	106.4	2:33.237	
5	46.620		1:14.253	121.8	In		2:33.780 P		13	47.661		1:16.454	119.0	28.793	106.9	2:32.908	
6	Out		1:20.562	119.6	29.130	108.0	3:59.754 P		14	47.406		1:17.129	118.6	28.687	107.6	2:33.222	
7	49.058		1:18.018	118.8	29.063	107.3	2:36.139		15	46.760		1:18.781	119.4	29.692	107.8	2:35.233	
8	47.220		1:15.672	118.6	28.937	106.4	2:31.829		16	47.288		1:16.157	118.6	28.834	105.1	2:32.279	

68 Marc Gordon (C)							Jaguar XK150										
lap	Sect-1	Speed	Sect-2	Speed	Sect-3	Speed	Laptime	Pit	lap	Sect-1	Speed	Sect-2	Speed	Sect-3	Speed	Laptime	Pit
1									1								
2									2								
3									3								
4									4								
5									5								
6									6								
7									7								
8									8								

74 Aylett-Farrall (A)							Diva GT										
lap	Sect-1	Speed	Sect-2	Speed	Sect-3	Speed	Laptime	Pit	lap	Sect-1	Speed	Sect-2	Speed	Sect-3	Speed	Laptime	Pit
1				106.9	30.863	101.0	2:54.995		9	Out		1:23.563	108.4	31.284	100.4	4:22.240 P	
2	51.449		1:23.147	108.4	30.388	100.3	2:44.984		10	54.008		1:26.910	108.1	31.510	99.0	2:52.428	
3	51.388		1:23.747	106.9	30.950	99.3	2:46.085		11	53.111		1:24.034	108.4	31.059	98.7	2:48.204	
4	51.524		1:22.811	106.9	31.180	99.5	2:45.515		12	52.430		1:24.758	108.8	30.243	100.9	2:47.431	
5	51.713		1:24.459	108.2	31.017	99.5	2:47.189		13	52.822		1:25.168	107.5	30.188	101.5	2:48.178	
6	51.234		1:24.976	108.8	30.956	100.4	2:47.166		14	53.420		1:25.352	108.9	30.428	100.7	2:49.200	
7	51.151		1:25.111	108.4	30.659	100.4	2:46.921		15	52.384		1:24.257	109.7	30.235	101.0	2:46.876	
8	51.752		1:22.382	108.2	In		2:55.604 P		16								

75 Simon Hadfield (D)							Shelby Daytona Cobra										
lap	Sect-1	Speed	Sect-2	Speed	Sect-3	Speed	Laptime	Pit	lap	Sect-1	Speed	Sect-2	Speed	Sect-3	Speed	Laptime	Pit
1				130.8	27.285	124.3	2:25.926		10	43.574		1:11.389	135.3	26.889	125.7	2:21.852	
2	44.573		1:12.007	132.6	27.321	122.0	2:23.901		11	43.401		1:11.986	139.2	26.834	125.0	2:22.221	
3	45.243		1:12.565	132.9	27.364	121.1	2:25.172		12	43.426		1:11.404	137.5	27.149	122.7	2:21.979	
4	44.239		1:12.057	138.1	27.036	122.9	2:23.332		13	43.859		1:11.682	138.1	26.979	121.6	2:22.520	
5	44.071		1:12.013	137.2	27.028	121.8	2:23.112		14	43.689		1:11.678	139.5	27.268	123.2	2:22.635	
6	45.026		1:13.145	132.4	In		2:31.538 P		15	43.546		1:12.237	139.2	27.054	123.9	2:22.837	
7	Out		1:12.374	138.4	26.687	124.8	3:43.989 P		16	43.868		1:12.088	139.8	26.823	124.3	2:22.779	
8	43.817		1:11.422	135.6	26.780	125.3	2:22.019		17	43.256		1:10.995	141.0	26.838	125.0	2:21.089	
9	43.850		1:11.957	138.7	26.930	122.9	2:22.737		18								



Session Start: 14:27:17 - Finish: 15:08:42
Weather/Track Conditions: Bright / Dry
Circuit: Silverstone Historic Grand Prix
Track Length: 5.857 Km - 3.6394 miles

Silverstone International Trophy - 20 - 21 May 2017

HSCC Guards Trophy supported by Dunlop Tyres

Race 11 - Sector Analysis

77 Brooks V-Brooks B (SRB)							Merlyn Mk6										
lap	Sect-1	Speed	Sect-2	Speed	Sect-3	Speed	Laptime	Pit	lap	Sect-1	Speed	Sect-2	Speed	Sect-3	Speed	Laptime	Pit
1			122.2		27.931	110.9			2								
							2:36.949										


82 Bob Binfield (C)							Jaguar E-type										
lap	Sect-1	Speed	Sect-2	Speed	Sect-3	Speed	Laptime	Pit	lap	Sect-1	Speed	Sect-2	Speed	Sect-3	Speed	Laptime	Pit
1				107.5	30.701	103.4			9	50.473		1:20.009	112.8	30.484	106.2		
2	51.242		1:22.253	108.9	30.459	103.7			10	50.663		1:23.040	107.5	30.595	106.1		
3	50.474		1:22.011	109.1	30.383	106.9			11	50.481		1:21.796	113.6	30.386	107.5		
4	50.816		1:21.024	113.0	30.252	105.6			12	49.643		1:20.506	114.9	30.213	108.5		
5	49.846		1:21.393	109.5	30.295	107.8			13	49.253		1:20.647	112.2	30.394	107.3		
6	50.214		1:21.597	106.0	30.668	104.2			14	49.694		1:20.238	114.3	30.259	105.4		
7	50.297		1:24.153	109.1	In				15	50.085		1:21.285	113.0	30.380	102.1		
8	Out		1:22.299	106.2	30.827	104.9			16								
							4:05.993	P									

84 Keers-Trafford-Stanley (B)							MGB										
lap	Sect-1	Speed	Sect-2	Speed	Sect-3	Speed	Laptime	Pit	lap	Sect-1	Speed	Sect-2	Speed	Sect-3	Speed	Laptime	Pit
1				99.1	33.136	94.6			8	Out		1:25.113	104.4	31.138	95.7		
2	55.153		1:30.351	100.6	32.048	94.5			9	52.038		1:24.386	106.4	31.074	95.2		
3	54.777		1:27.924	104.7	32.371	93.8			10	52.367		1:23.745	106.4	31.442	92.8		
4	54.986		1:28.009	102.6	32.252	94.0			11	52.377		1:23.703	104.9	30.974	94.6		
5	54.561		1:29.404	104.0	31.772	94.1			12	52.853		1:23.473	104.9	31.044	94.9		
6	55.049		1:30.756	104.0	32.621	92.4			13	52.344		1:23.928	104.0	31.092	95.0		
7	54.444		1:29.037	102.8	In				14	52.690		1:23.987	105.5	31.002	95.0		
							3:05.688	P									

118 Flewitt-Myers (A)							Lotus Elan										
lap	Sect-1	Speed	Sect-2	Speed	Sect-3	Speed	Laptime	Pit	lap	Sect-1	Speed	Sect-2	Speed	Sect-3	Speed	Laptime	Pit
1				109.3	29.377	106.1			3	49.540		1:20.374	112.2	29.817	104.7		
2	49.412		1:20.813	112.0	29.423	105.7			4	50.225		1:21.262	113.2	29.890	102.9		
							2:47.626										
							2:39.648										

137 Steve Naish (B)							MGB										
lap	Sect-1	Speed	Sect-2	Speed	Sect-3	Speed	Laptime	Pit	lap	Sect-1	Speed	Sect-2	Speed	Sect-3	Speed	Laptime	Pit
1				99.7	31.963	95.5			8	54.101		1:27.386	104.4	30.944	96.9		
2	54.830		1:30.382	94.7	32.217	96.3			9	55.063		1:27.190	105.7	30.951	95.9		
3	54.591		1:28.174	95.9	32.320	91.9			10	53.371		1:26.295	104.2	31.088	94.9		
4	56.563		1:28.895	101.8	In				11	54.971		1:27.008	105.5	31.089	95.7		
5	Out		1:30.861	104.9	31.356	96.1			12	53.974		1:40.765	101.8	33.119	95.3		
6	54.730		1:27.180	105.2	31.011	96.0			13	55.943		1:33.520	102.8	31.679	92.5		
7	54.245		1:27.016	104.7	31.867	90.7			14	55.078		1:27.832	106.0	32.297	94.1		
							2:52.921										
							2:53.128										

202 Gomes-Claridge (SRE)							Lotus 47 GT										
lap	Sect-1	Speed	Sect-2	Speed	Sect-3	Speed	Laptime	Pit	lap	Sect-1	Speed	Sect-2	Speed	Sect-3	Speed	Laptime	Pit
1				118.8	28.268	115.0			10	43.819		1:13.069	120.5	27.182	117.9		
2	44.837		1:13.662	113.2	27.881	118.9			11	44.237		1:14.919	119.2	27.410	116.4		
3	44.342		1:12.583	115.9	36.430	114.0			12	46.453		1:12.168	124.0	27.009	117.2		
4	45.101		1:12.950	116.7	27.063	118.3			13	44.134		1:11.814	125.4	26.790	118.5		
5	43.633		1:12.882	118.8	26.943	118.5			14	45.425		1:12.806	123.6	26.899	118.7		
6	43.859		1:26.348	113.7	27.173	120.0			15	44.725		1:12.789	125.4	26.648	119.1		
7	45.537		1:15.002	113.6	27.262	118.1			16	44.419		1:13.605	124.3	26.799	119.1		
8	44.918		1:13.504	117.7	In				17	44.914		1:13.136	122.0	27.566	117.4		
9	Out		1:13.917	124.7	27.020	118.3			18								
							3:54.373	P									




Session Start: 14:27:17 - Finish: 15:08:42
Weather/Track Conditions: Bright / Dry
Circuit: Silverstone Historic Grand Prix
Track Length: 5.857 Km - 3.6394 miles

Silverstone International Trophy - 20 - 21 May 2017

HSCC Guards Trophy supported by Dunlop Tyres

Race 11 - Best Sector Times

SECTOR 1			SECTOR 2			SECTOR 3			IDEAL / BEST LAP COMPARISON						
NO	TIME	LAP	NO	TIME	LAP	NO	TIME	LAP	NO	NAME	BEST	IN	IDEAL	DIFF	
1	4	41.882	8	4	1:08.277	4	4	25.302	5	4	Kirkaldy-Watson	2:15.827	4	2:15.461	+0.366
2	59	43.093	17	59	1:09.613	16	59	25.703	16	59	Brooks-Beebee	2:19.611	16	2:18.409	+1.202
3	46	43.107	12	34	1:10.499	2	49	26.211	4	34	James Schryver	2:20.704	3	2:20.036	+0.668
4	49	43.179	17	49	1:10.805	4	34	26.236	16	49	Schryver W-Schryver	2:20.712	4	2:20.195	+0.517
5	75	43.256	17	75	1:10.995	17	38	26.259	3	75	Simon Hadfield	2:21.089	17	2:20.938	+0.151
6	34	43.301	11	46	1:11.132	17	42	26.463	2	46	Michael Whitaker	2:21.535	12	2:20.915	+0.620
7	202	43.633	5	25	1:11.467	14	6	26.573	11	25	Hibberd M-Hibberd /	2:22.684	14	2:22.549	+0.135
8	37	43.950	12	202	1:11.814	13	41	26.584	8	202	Gomes-Claridge	2:22.738	13	2:22.095	+0.643
9	38	44.040	4	38	1:12.203	3	202	26.648	15	37	Gardiner-Cox	2:23.494	10	2:23.011	+0.483
10	6	44.064	10	37	1:12.206	10	46	26.676	1	6	Thompson-McClurg	2:23.811	13	2:23.147	+0.664
11	25	44.129	10	14	1:12.349	13	75	26.687	7	41	Brian Casey	2:24.087	8	2:24.087	+0.000
12	14	44.247	4	41	1:12.467	8	37	26.855	11	14	Spiers-Hetherington	2:24.245	14	2:23.603	+0.642
13	16	44.542	16	6	1:12.510	13	25	26.953	14	65	Thompson-Hales	2:25.139	17	2:24.745	+0.394
14	65	44.549	17	22	1:12.887	3	16	26.973	4	22	Milicevic-Merrick	2:25.295	4	2:24.717	+0.578
15	22	44.690	4	65	1:13.135	17	14	27.007	1	16	Phillip Nelson	2:26.660	15	2:25.830	+0.830
16	41	45.036	8	8	1:14.130	12	65	27.061	14	8	Paul Tooms	2:28.141	14	2:27.994	+0.147
17	7	45.451	12	67	1:14.253	5	22	27.140	4	7	Andrew Sharp	2:28.235	12	2:28.217	+0.018
18	1	45.862	7	1	1:14.260	13	23	27.348	14	1	John Davison	2:28.417	14	2:27.861	+0.556
19	23	45.921	14	16	1:14.315	15	7	27.599	15	23	Darren Wilson	2:28.916	5	2:28.451	+0.465
20	8	46.060	15	55	1:14.852	9	1	27.739	14	67	Smith T-Smith A	2:29.184	4	2:28.384	+0.800
21	67	46.191	3	7	1:15.167	12	8	27.804	6	55	Shaw-Barter	2:29.752	9	2:29.677	+0.075
22	10	46.496	2	23	1:15.182	5	36	27.906	9	10	Tizzard-McCarthy	2:30.796	2	2:30.374	+0.422
23	55	46.665	10	10	1:15.940	2	77	27.931	1	36	Andrew Garside	2:32.246	4	2:31.398	+0.848
24	36	46.972	5	36	1:16.520	4	10	27.938	1	26	Ian Bankhurst	2:33.834	11	2:33.322	+0.512
25	77	47.074	2	77	1:16.659	1	67	27.940	4	50	Brooks R-Brooks K	2:35.459	4	2:35.103	+0.356
26	26	47.271	15	26	1:17.588	11	55	28.160	8	43	Jones C-Jones A	2:37.411	4		+
27	50	47.730	4	50	1:18.732	3	26	28.463	3	19	Gibson-Daunt	2:39.725	4	2:38.766	+0.959
28	82	49.253	13	82	1:20.009	9	50	28.641	4	82	Bob Binfield	2:40.191	14	2:39.475	+0.716
29	19	49.320	6	60	1:20.281	9	43	28.766	4	60	Andrew Hayden	2:40.673	9	2:40.413	+0.260
30	118	49.412	2	19	1:20.291	4	19	29.155	6	74	Aylett-Farrall	2:44.984	2	2:43.721	+1.263
31	60	49.805	3	118	1:20.374	3	118	29.377	1	84	Keers-Trafford-Stan	2:47.054	11	2:46.485	+0.569
32	74	51.151	7	74	1:22.382	8	74	30.188	13	137	Steve Naish	2:50.754	10	2:50.610	+0.144
33	84	52.038	9	84	1:23.473	12	82	30.213	12	12	Johan Denekamp	2:55.310	3	2:55.263	+0.047
34	137	53.371	10	137	1:26.295	10	60	30.327	9	42	Colman M-Colman	2:21.159	3		+
35	12	54.420	3	12	1:28.033	3	137	30.944	8	38	Ugo-Bernberg	2:23.037	3	2:22.502	+0.535
36	42			42			84	30.974	11	77	Brooks V-Brooks B	2:36.949	1	2:31.664	+5.285
37	43			43			12	32.810	1	118	Flewitt-Myers	2:39.648	2	2:39.163	+0.485
38	68			68			68			68	Marc Gordon				+



Session Start: 14:27:17 - Finish: 15:08:42
Weather/Track Conditions: Bright / Dry
Circuit: Silverstone Historic Grand Prix
Track Length: 5.857 Km - 3.6394 miles




Silverstone International Trophy - 20 - 21 May 2017

HSCC Guards Trophy supported by Dunlop Tyres

Race 11 - Best Sector Speeds

	NO	SECTOR 1	MPH	NO	SECTOR 2	MPH	NO	SECTOR 3	MPH
1		NO SPEED TRAP		75	Simon Hadfield	141.0	46	Michael Whitaker	127.7
2				14	Spiers-Hetherington	138.4	4	Kirkaldy-Watson	126.0
3				46	Michael Whitaker	134.8	75	Simon Hadfield	125.7
4				37	Gardiner-Cox	133.9	65	Thompson-Hales	124.6
5				59	Brooks-Beebee	133.7	37	Gardiner-Cox	124.1
6				4	Kirkaldy-Watson	132.9	14	Spiers-Hetherington	123.2
7				25	Hibberd M-Hibberd A	132.1	34	James Schryver	121.1
8				65	Thompson-Hales	132.1	59	Brooks-Beebee	121.1
9				49	Schryver W-Schryver M	131.8	38	Ugo-Bernberg	120.9
10				34	James Schryver	130.8	10	Tizzard-McCarthy	120.7
11				42	Colman M-Colman C	130.8	49	Schryver W-Schryver M	120.5
12				38	Ugo-Bernberg	129.6	6	Thompson-McClurg	120.2
13				6	Thompson-McClurg	127.6	25	Hibberd M-Hibberd A	120.0
14				22	Milicevic-Merrick	127.3	202	Gomes-Claridge	120.0
15				10	Tizzard-McCarthy	127.1	16	Phillip Nelson	119.4
16				7	Andrew Sharp	126.1	41	Brian Casey	119.1
17				16	Phillip Nelson	126.1	42	Colman M-Colman C	118.9
18				202	Gomes-Claridge	125.4	7	Andrew Sharp	117.6
19				41	Brian Casey	125.0	22	Milicevic-Merrick	116.4
20				8	Paul Tooms	124.3	43	Jones C-Jones A	115.0
21				23	Darren Wilson	123.8	23	Darren Wilson	114.2
22				1	John Davison	123.6	1	John Davison	112.8
23				67	Smith T-Smith A	123.4	8	Paul Tooms	112.4
24				36	Andrew Garside	123.1	36	Andrew Garside	111.7
25				55	Shaw-Barter	122.2	67	Smith T-Smith A	111.1
26				77	Brooks V-Brooks B	122.2	77	Brooks V-Brooks B	110.9
27				43	Jones C-Jones A	121.8	50	Brooks R-Brooks K	110.2
28				50	Brooks R-Brooks K	120.7	55	Shaw-Barter	110.2
29				19	Gibson-Daunt	119.4	19	Gibson-Daunt	108.5
30				26	Ian Bankhurst	117.5	26	Ian Bankhurst	108.5
31				60	Andrew Hayden	115.9	82	Bob Binfield	108.5
32				82	Bob Binfield	114.9	118	Flewitt-Myers	106.1
33				118	Flewitt-Myers	113.2	60	Andrew Hayden	105.4
34				74	Aylett-Farrall	109.7	74	Aylett-Farrall	101.5
35				84	Keers-Trafford-Stanley	106.4	137	Steve Naish	96.9
36				137	Steve Naish	106.0	12	Johan Denekamp	96.0
37				12	Johan Denekamp	102.8	84	Keers-Trafford-Stanley	95.7
38				68	Marc Gordon	0.0	68	Marc Gordon	0.0



Session Start: 14:27:17 - Finish: 15:08:42
Weather/Track Conditions: Bright / Dry
Circuit: Silverstone Historic Grand Prix
Track Length: 5.857 Km - 3.6394 miles

Silverstone International Trophy - 20 - 21 May 2017

HSCC Guards Trophy supported by Dunlop Tyres

Race 11 - Lap Chart

Lap 1			Lap 2			Lap 3			Lap 4			Lap 5			Lap 6		
NO	Behind	Laptime	NO	Behind	Laptime	NO	Behind	Laptime	NO	Behind	Laptime	NO	Behind	Laptime	NO	Behind	Laptime
4		2:18.532	4		2:16.866	4		2:16.887	4		2:15.827	4		2:16.452	4		2:17.851
59	2.725	2:21.257	59	6.567	2:20.708	59	10.206	2:20.526	59	15.234	2:20.855	59	21.315	2:22.533	60	1 LAP	2:42.284
42	4.176	2:22.708	42	8.780	2:21.470	42	13.052	2:21.159	34	19.620	2:21.647	34	25.259	2:22.091	74	1 LAP	2:47.189
49	5.769	2:24.301	34	9.983	2:21.028	34	13.800	2:20.704	49	21.100	2:20.712	49	26.072	2:21.424	59	25.813	2:22.349
34	5.821	2:24.353	49	11.150	2:22.247	49	16.215	2:21.952	75	30.219	2:23.332	84	1 LAP	2:55.247	49	30.572	2:22.351
75	7.394	2:25.926	75	14.429	2:23.901	75	22.714	2:25.172	46	30.648	2:23.550	12	1 LAP	2:58.338	34	32.045	2:24.637
46	7.793	2:26.325	46	14.636	2:23.709	46	22.925	2:25.176	37	36.124	2:25.281	75	36.879	2:23.112	75	50.566	2:31.538
37	9.612	2:28.144	37	17.999	2:25.253	37	26.670	2:25.558	14	37.774	2:25.935	137	1 LAP	3:08.121	38	54.750	2:27.076
14	10.070	2:28.602	14	18.954	2:25.750	14	27.666	2:25.599	38	37.936	2:25.307	46	43.953	2:29.757	14	58.779	2:29.608
25	13.572	2:32.104	38	22.306	2:23.627	38	28.456	2:23.037	22	46.108	2:25.295	37	45.133	2:25.461	37	1:04.170	2:36.888
38	15.545	2:34.077	25	24.884	2:28.178	25	35.500	2:27.503	25	48.861	2:29.188	38	45.525	2:24.041	84	1 LAP	2:55.737
202	15.750	2:34.282	202	25.264	2:26.380	22	36.640	2:25.327	202	51.019	2:25.114	14	47.022	2:25.700	22	1:08.874	2:30.046
65	16.132	2:34.664	22	28.200	2:28.702	202	41.732	2:33.355	6	54.902	2:27.542	22	56.679	2:27.023	25	1:12.783	2:30.732
6	16.221	2:34.753	65	29.412	2:30.146	65	42.634	2:30.109	65	56.190	2:29.383	202	58.025	2:23.458	10	1 LAP	4:28.846
22	16.364	2:34.896	6	30.090	2:30.735	6	43.187	2:29.984	16	56.485	2:28.735	25	59.902	2:27.493	6	1:17.327	2:29.294
16	16.711	2:35.243	16	30.102	2:30.257	41	43.282	2:29.827	41	57.086	2:29.631	6	1:05.884	2:27.434	202	1:17.554	2:37.380
1	17.275	2:35.807	41	30.342	2:29.075	16	43.577	2:30.362	1	58.757	2:29.604	65	1:08.149	2:28.411	16	1:19.526	2:28.938
67	17.863	2:36.395	1	31.425	2:31.016	1	44.980	2:30.442	67	58.939	2:29.184	16	1:08.439	2:28.406	65	1:19.831	2:29.533
8	17.932	2:36.464	8	31.958	2:30.892	8	45.353	2:30.282	8	1:00.049	2:30.523	41	1:08.820	2:28.186	41	1:20.116	2:29.147
41	18.133	2:36.665	67	32.570	2:31.573	67	45.582	2:29.899	23	1:06.541	2:30.428	1	1:12.293	2:29.988	1	1:23.493	2:29.051
77	18.417	2:36.949	10	34.148	2:30.796	10	50.267	2:33.006	55	1:09.358	2:32.183	8	1:13.449	2:29.852	12	1 LAP	3:11.849
55	19.759	2:38.291	55	36.954	2:34.061	23	51.940	2:30.283	36	1:10.215	2:32.246	67	1:16.267	2:33.780	8	1:23.941	2:28.343
23	19.996	2:38.528	36	38.399	2:33.738	55	53.002	2:32.935	7	1:13.577	2:31.985	23	1:19.005	2:28.916	23	1:30.545	2:29.391
10	20.218	2:38.750	23	38.544	2:35.414	36	53.796	2:32.284	10	1:21.326	2:46.886	55	1:25.170	2:32.264	7	1:43.510	2:32.295
36	21.527	2:40.059	7	40.808	2:34.775	7	57.419	2:33.498	50	1:26.223	2:35.459	7	1:29.066	2:31.941	55	1:46.221	2:38.902
7	22.899	2:41.431	50	47.899	2:37.363	50	1:06.591	2:35.579	26	1:26.702	2:35.539	36	1:34.682	2:40.919	36	1:51.031	2:34.200
50	27.402	2:45.934	26	48.481	2:37.649	26	1:06.990	2:35.396	118	1:40.270	2:41.377	50	1:45.876	2:36.105	50	2:05.704	2:37.679
26	27.698	2:46.230	118	51.876	2:39.648	118	1:14.720	2:39.731	43	1:43.228	2:37.411	26	1:57.388	2:47.138	46	2:07.942	3:41.840
118	29.094	2:47.626	82	59.912	2:43.954	43	1:21.644	2:37.968	19	1:47.377	2:39.725	43	2:08.137	2:41.361			
82	32.824	2:51.356	19	1:00.419	2:43.128	19	1:23.479	2:39.947	82	1:52.158	2:42.092	19	2:14.991	2:44.066			
19	34.157	2:52.689	43	1:00.563	2:39.070	82	1:25.893	2:42.868	60	1:53.312	2:42.057	82	2:17.240	2:41.534			
60	35.658	2:54.190	60	1:02.830	2:44.038	60	1:27.082	2:41.139	74	2:03.467	2:45.515						
74	36.463	2:54.995	74	1:04.581	2:44.984	74	1:33.779	2:46.085									
43	38.359	2:56.891	12	1:25.248	2:57.677	12	2:03.671	2:55.310									
12	44.437	3:02.969	84	1:25.658	2:57.552	84	2:03.843	2:55.072									
84	44.972	3:03.504	137	1:26.092	2:57.429	137	2:04.290	2:55.085									
137	45.529	3:04.061															

Session Start: 14:27:17 - Finish: 15:08:42
Weather/Track Conditions Bright / Dry
Circuit: Silverstone Historic Grand Prix
Track Length: 5.857 Km - 3.6394 miles

Silverstone International Trophy - 20 - 21 May 2017

HSCC Guards Trophy supported by Dunlop Tyres

Race 11 - Lap Chart

Lap 7			Lap 8			Lap 9			Lap 10			Lap 11			Lap 12		
NO	Behind	Laptime	NO	Behind	Laptime	NO	Behind	Laptime	NO	Behind	Laptime	NO	Behind	Laptime	NO	Behind	Laptime
4		2:17.331	4		2:16.615	4		2:23.123	49		2:21.948	49		2:23.345	49		2:28.847
43	1 LAP	2:40.204	75	1 LAP	3:43.989	36	1 LAP	2:35.570	34	3.086	2:22.207	38	1 LAP	2:28.187	6	1 LAP	2:25.604
19	1 LAP	2:42.383	50	1 LAP	2:41.730	84	2 LAPS	3:05.688	6	1 LAP	3:47.776	6	1 LAP	2:23.821	202	1 LAP	2:26.566
82	1 LAP	2:42.479	37	1 LAP	3:46.661	37	1 LAP	2:24.963	202	1 LAP	3:54.373	202	1 LAP	2:24.070	43	2 LAPS	2:49.403
60	1 LAP	2:42.508	43	1 LAP	2:39.330	25	1 LAP	3:46.899	8	1 LAP	2:30.689	34	6.996	2:27.255	82	2 LAPS	2:44.298
137	2 LAPS	4:24.378	49	44.388	2:24.116	49	46.593	2:25.328	67	1 LAP	2:31.788	41	1 LAP	3:50.955	60	2 LAPS	2:44.102
59	32.337	2:23.855	59	44.925	2:29.203	34	49.420	2:25.038	19	1 LAP	2:45.949	10	2 LAPS	2:46.608	41	1 LAP	2:27.542
49	36.887	2:23.646	19	1 LAP	2:39.742	8	1 LAP	3:50.090	55	1 LAP	2:29.752	65	1 LAP	3:53.348	65	1 LAP	2:26.671
34	38.263	2:23.549	34	47.505	2:25.857	43	1 LAP	2:47.224	22	53.216	2:27.283	1	1 LAP	3:54.897	1	1 LAP	2:30.519
67	1 LAP	3:59.754	82	1 LAP	2:51.798	19	1 LAP	2:41.899	4	53.970	4:02.511	8	1 LAP	2:37.034	8	1 LAP	2:29.069
74	1 LAP	2:47.166	67	1 LAP	2:36.139	67	1 LAP	2:31.829	16	1:10.093	2:29.310	74	2 LAPS	4:22.240	10	2 LAPS	2:45.503
38	1:01.211	2:23.792	60	1 LAP	2:51.360	55	1 LAP	2:30.238	84	2 LAPS	4:14.548	67	1 LAP	2:32.598	19	2 LAPS	4:47.506
14	1:08.689	2:27.241	137	2 LAPS	2:52.921	22	1:34.474	2:27.619	137	2 LAPS	2:52.431	4	55.296	2:24.671	23	1 LAP	4:01.199
22	1:18.862	2:27.319	38	1:14.456	2:29.860	137	2 LAPS	2:53.128	26	1 LAP	2:36.081	55	1 LAP	2:29.875	67	1 LAP	2:32.867
26	1 LAP	3:59.310	74	1 LAP	2:46.921	74	1 LAP	2:55.604	59	1:23.120	2:22.041	7	1 LAP	3:57.467	4	50.044	2:23.595
202	1:28.024	2:27.801	12	2 LAPS	4:28.981	16	1:49.324	2:28.929	23	1:34.477	2:38.779	22	1:06.462	2:36.591	55	1 LAP	2:31.097
25	1:29.542	2:34.090	55	1 LAP	4:08.471	41	1:54.794	2:39.405	46	1:35.033	2:22.888	16	1:13.834	2:27.086	7	1 LAP	2:30.039
6	1:30.514	2:30.518	14	1:25.428	2:33.354	26	1 LAP	2:36.720	75	1:35.553	2:21.852	59	1:20.248	2:20.473	74	2 LAPS	2:52.428
65	1:30.746	2:28.246	22	1:29.978	2:27.731	12	2 LAPS	3:00.471	12	2 LAPS	3:00.715	46	1:33.447	2:21.759	36	1 LAP	3:53.192
41	1:31.040	2:28.255	41	1:38.512	2:24.087	65	1:59.356	2:39.256	50	1 LAP	2:51.412	75	1:34.429	2:22.221	59	1:12.196	2:20.795
16	1:31.383	2:29.188	26	1 LAP	2:36.677	1	2:00.362	2:34.929	37	1:57.947	2:23.494	26	1 LAP	2:36.574	34	1:22.834	3:44.685
1	1:35.863	2:29.701	202	1:42.994	2:31.585	23	2:04.239	2:30.004	43	1 LAP	4:16.650	84	2 LAPS	2:47.498	16	1:23.530	2:38.543
8	1:40.848	2:34.238	65	1:43.223	2:29.092	59	2:09.620	3:47.818	36	2:09.091	2:41.078	137	2 LAPS	2:53.204	46	1:26.135	2:21.535
23	1:44.014	2:30.800	16	1:43.518	2:28.750	50	1 LAP	4:22.466	82	1 LAP	2:40.966	37	1:58.993	2:24.391	75	1:27.561	2:21.979
10	1 LAP	2:46.254	6	1:47.536	2:33.637	46	2:20.686	2:22.502	60	1 LAP	2:40.673	25	2:17.673	2:24.680	26	1 LAP	2:33.834
84	1 LAP	2:58.426	1	1:48.556	2:29.308	75	2:22.242	2:22.737	25	2:16.338	2:23.797	14	2:22.619	2:28.306	37	1:54.643	2:24.497
7	1:58.122	2:31.943	23	1:57.358	2:29.959	7	2:35.040	2:45.102	14	2:17.658	2:27.227	12	2 LAPS	3:00.208	84	2 LAPS	2:47.554
36	2:06.344	2:32.644	10	1 LAP	2:42.320	36	2:36.554	2:34.378				50	1 LAP	2:52.876	137	2 LAPS	2:50.754
46	2:14.834	2:24.223	7	2:13.061	2:31.554	82	1 LAP	4:05.993							25	2:12.672	2:23.846
			46	2:21.307	2:23.088	37	2:42.994	2:24.269							14	2:18.228	2:24.456
			75	2:22.628	2:22.019	60	1 LAP	4:05.673							6	2:27.508	2:26.627
						14	2:58.972	3:56.667							202	2:29.777	2:25.630
						25	3:01.082	2:24.379							22	2:39.019	4:01.404
						10	1 LAP	3:14.301							41	2:42.195	2:29.637
						38	3:06.546	4:15.213							65	2:48.476	2:29.834
															82	1 LAP	2:42.663
															1	2:54.850	2:29.805
															60	1 LAP	2:47.526

Session Start: 14:27:17 - Finish: 15:08:42
Weather/Track Conditions Bright / Dry
Circuit: Silverstone Historic Grand Prix
Track Length: 5.857 Km - 3.6394 miles

Silverstone International Trophy - 20 - 21 May 2017

HSCC Guards Trophy supported by Dunlop Tyres

Race 11 - Lap Chart

Lap 13			Lap 14			Lap 15			Lap 16			Lap 17		
NO	Behind	Laptime	NO	Behind	Laptime	NO	Behind	Laptime	NO	Behind	Laptime	NO	Behind	Laptime
4		2:22.705	4		2:23.293	4		2:21.801	4		2:24.838	4		2:23.392
23	1 LAP	2:30.438	60	2 LAPS	2:41.769	16	1 LAP	2:27.997	8	1 LAP	2:29.495	1	1 LAP	2:29.244
10	2 LAPS	2:44.443	23	1 LAP	2:30.163	82	2 LAPS	2:40.294	22	1 LAP	2:35.731	8	1 LAP	2:28.815
67	1 LAP	2:33.237	43	2 LAPS	2:47.455	137	3 LAPS	3:07.858	16	1 LAP	2:26.660	59	9.903	2:21.605
55	1 LAP	2:30.752	67	1 LAP	2:32.908	23	1 LAP	2:29.048	59	11.690	2:19.611	16	1 LAP	2:27.753
7	1 LAP	2:28.235	59	18.694	2:21.775	59	16.917	2:20.024	23	1 LAP	2:30.631	22	1 LAP	2:34.667
19	2 LAPS	2:54.681	50	2 LAPS	2:57.713	60	2 LAPS	2:43.209	82	2 LAPS	2:40.191	84	3 LAPS	2:47.679
59	20.212	2:20.765	12	3 LAPS	2:58.203	67	1 LAP	2:33.222	34	31.706	2:23.005	23	1 LAP	2:29.059
36	1 LAP	2:34.740	55	1 LAP	2:30.425	43	2 LAPS	2:43.269	46	34.101	2:23.623	34	30.799	2:22.485
34	34.232	2:24.147	10	2 LAPS	2:42.177	55	1 LAP	2:31.168	75	35.651	2:22.779	46	32.535	2:21.826
49	34.694	3:47.443	34	33.393	2:22.454	34	33.539	2:21.947	49	36.837	2:22.797	75	33.348	2:21.089
46	35.285	2:21.899	46	34.954	2:22.962	46	35.316	2:22.163	67	1 LAP	2:35.233	49	34.480	2:21.035
75	37.332	2:22.520	75	36.674	2:22.635	75	37.710	2:22.837	60	2 LAPS	2:46.408	82	2 LAPS	2:41.750
74	2 LAPS	2:48.204	7	1 LAP	2:43.600	49	38.878	2:23.066	137	3 LAPS	3:01.142	67	1 LAP	2:32.279
26	1 LAP	2:34.390	49	37.613	2:26.212	7	1 LAP	2:32.786	43	2 LAPS	2:45.596	7	1 LAP	2:31.721
37	1:05.750	2:23.856	36	1 LAP	2:34.236	10	2 LAPS	2:47.898	7	1 LAP	2:31.021	60	2 LAPS	2:43.184
25	1:24.481	2:24.558	19	2 LAPS	2:53.873	50	2 LAPS	2:52.117	36	1 LAP	2:35.175	43	2 LAPS	2:43.538
14	1:29.804	2:24.325	74	2 LAPS	2:47.431	36	1 LAP	2:32.469	55	1 LAP	2:57.979	36	1 LAP	2:33.463
84	2 LAPS	2:47.054	37	1:06.658	2:24.201	12	3 LAPS	3:00.214	10	2 LAPS	2:42.895	37	1:19.893	2:31.897
6	1:38.570	2:23.811	26	1 LAP	2:34.348	37	1:10.361	2:25.504	37	1:11.388	2:25.865	137	3 LAPS	2:55.207
202	1:39.766	2:22.738	25	1:23.872	2:22.684	19	2 LAPS	2:50.403	50	2 LAPS	2:53.001	25	1:27.211	2:26.568
137	2 LAPS	2:53.068	14	1:30.756	2:24.245	25	1:25.018	2:22.947	25	1:24.035	2:23.855	10	2 LAPS	2:44.504
41	1:54.381	2:24.935	6	1:41.335	2:26.058	26	1 LAP	2:34.951	12	3 LAPS	3:01.381	14	1:39.470	2:26.637
22	2:01.698	2:35.428	202	1:41.603	2:25.130	74	2 LAPS	2:48.178	26	1 LAP	2:34.185	6	1:45.977	2:25.780
65	2:01.848	2:26.121	41	1:57.710	2:26.622	14	1:33.637	2:24.682	14	1:36.225	2:27.426	202	1:46.173	2:25.616
1	2:10.668	2:28.567	84	2 LAPS	2:47.370	6	1:43.585	2:24.051	19	2 LAPS	2:50.149	26	1 LAP	2:34.946
8	2:12.672	2:29.435	65	2:04.566	2:26.011	202	1:43.964	2:24.162	6	1:43.589	2:24.842	50	2 LAPS	2:55.933
82	1 LAP	2:40.362	22	2:12.771	2:34.366	41	2:01.677	2:25.768	202	1:43.949	2:24.823	41	2:07.631	2:27.726
16	2:23.012	4:12.231	1	2:15.792	2:28.417	65	2:09.164	2:26.399	74	2 LAPS	2:49.200	19	2 LAPS	2:49.558
			8	2:17.520	2:28.141	1	2:23.360	2:29.369	41	2:03.297	2:26.458	65	2:13.061	2:25.139
						84	2 LAPS	2:47.364	65	2:11.314	2:26.988	12	3 LAPS	3:02.983
												74	2 LAPS	2:46.876
												55	1 LAP	4:29.859

Session Start: 14:27:17 - Finish: 15:08:42
Weather/Track Conditions Bright / Dry
Circuit: Silverstone Historic Grand Prix
Track Length: 5.857 Km - 3.6394 miles

Silverstone International Trophy - 20 - 21 May 2017

HSCC Classic Formula 3 supported by MB Racing Wheels Inc. URS Classic FF2000

Race 12 - Classification

Sheet No:

POS	NO	DRIVER/S	CLASS	CLASS POS	CAR MAKE / MODEL	TIME	LAPS	GAP	DIFF	MPH	BEST	ON
1	7	Richard Trott	A	1	Chevron B43	21:54.432	10	-- 10 laps		99.67	2:10.639	5
2	1	Simon Jackson	A	2	Chevron B43	21:57.769	10	3.337	3.337	99.42	2:10.596	6
3	3	David Shaw	A	3	Ralt RT1	21:58.012	10	3.580	0.243	99.40	2:08.973	10
4	17	Keith White	A	4	Ralt RT1	22:08.969	10	14.537	10.957	98.58	2:12.105	6
5	82	Paul Smith	A	5	Ralt RT3	22:15.620	10	21.188	6.651	98.09	2:11.864	6
6	35	Marc Mercer	URA	1	Van Diemen RF82	22:15.988	10	21.556	0.368	98.06	2:12.202	7
7	20	Gaius Ghinn	A	6	Ralt RT3	22:17.145	10	22.713	1.157	97.98	2:11.472	8
8	8	David Thorburn	A	7	Ralt RT3	22:34.255	10	39.823	17.110	96.74	2:14.258	8
9	38	Hugh Price	A	8	Chevron B38	22:35.992	10	41.560	1.737	96.62	2:14.262	5
10	22	Jon Finch	URA	2	Van Diemen RF82	22:56.936	10	1:02.504	20.944	95.15	2:15.804	7
11	120	Harry Bishop	URA	3	Crossle 56F	23:09.501	10	1:15.069	12.565	94.29	2:17.038	7
12	93	Rudolf Ernst	A	9	Ralt RT1	23:15.626	10	1:21.194	6.125	93.88	2:17.587	9
13	147	Louis Hanjoul	A	10	Argo JM1	23:17.157	10	1:22.725	1.531	93.77	2:17.900	5
14	31	Stephen Pegram	A	11	Ralt RT1	23:21.985	10	1:27.553	4.828	93.45	2:18.286	8
15	50	Clive Wood	URA	4	Van Diemen RF82	23:23.362	10	1:28.930	1.377	93.35	2:18.414	5
16	70	Richard Smeeton	A	12	Modus M1	23:23.951	10	1:29.519	0.589	93.32	2:18.146	7
17	36	David Karaskas	URA	5	Crossle 51F	24:10.042	10	2:15.610	46.091	90.35	2:24.110	4
18	98	Rodney Toft	URA	6	Van Diemen RF82	24:17.160	10	2:22.728	7.118	89.91	2:23.199	8
19	11	Stuart Boyer	URA	7	Van Diemen RF82	21:55.402	9	-- 9 laps --	3.713	89.64	2:23.677	2
20	44	Paul Tonkin	B	1	Brabham BT41	22:24.626	9	29.224	29.224	87.69	2:28.016	5
21	78	Jeremy Caine	URB	1	Lola T580	22:33.009	9	37.607	8.383	87.15	2:28.327	6
22	34	Peter Finnigan	URA	8	Van Diemen RF82	22:43.150	9	47.748	10.141	86.50	2:29.212	8

----- NOT CLASSIFIED -----

DNF 12	Drew Cameron	URA	Van Diemen RF83	18:24.902	8	-- 8 laps --		94.86	2:16.710	6
DNF 97	Benjamin Tusting	A	Martini MK37	13:29.676	6	-- 6 laps --		97.08	2:13.452	6
DNF 75	Adrian Langridge	B	Dastle Mk10	13:55.476	6	25.800	25.800	94.09	2:17.145	6

----- FASTEST LAP SUMMARY -----

NO	DRIVER/S	CLASS	CAR MAKE / MODEL	FASTEST LAP	ON	MPH
3	David Shaw	A	Ralt RT1	2:08.973	10	101.59
35	Marc Mercer	URA	Van Diemen RF82	2:12.202	7	99.10
75	Adrian Langridge	B	Dastle Mk10	2:17.145	6	95.53
78	Jeremy Caine	URB	Lola T580	2:28.327	6	88.33

Cars 18, 27 & 47 - non starters.

Session Start: 15:21:45 - Finish: 15:43:39

Weather/Track Conditions: Bright / Dry

Circuit: Silverstone Historic Grand Prix

Track Length: 5.857 Km - 3.6394 miles

These results are provisional until the conclusion of any judicial and technical matters.

Clerk of the Course:

Julian Floyd

Timekeeper:

Nick Palmer

Issued at:

Silverstone International Trophy - 20 - 21 May 2017

HSCC Classic Formula 3 supported by MB Racing Wheels Inc. URS Classic FF2000

Race 12 - Sector Analysis

1 Simon Jackson (A)							Chevron B43										
lap	Sect-1	Speed	Sect-2	Speed	Sect-3	Speed	Laptime	Pit	lap	Sect-1	Speed	Sect-2	Speed	Sect-3	Speed	Laptime	Pit
1			1:07.815	128.1	25.679	116.6	2:15.401		6	40.351		1:05.343	127.8	24.902	118.3	2:10.596	
2	41.205		1:06.230	126.9	25.543	117.4	2:12.978		7	40.530		1:05.235	128.3	24.991	117.9	2:10.756	
3	40.881		1:05.904	128.1	25.473	118.5	2:12.258		8	40.365		1:05.470	128.3	24.940	118.7	2:10.775	
4	40.628		1:05.931	128.1	25.425	118.3	2:11.984		9	40.523		1:05.736	128.3	24.825	118.5	2:11.084	
5	40.578		1:05.368	128.1	25.068	118.3	2:11.014		10	40.633		1:05.547	127.3	24.743	118.5	2:10.923	

3 David Shaw (A)							Ralt RT1										
lap	Sect-1	Speed	Sect-2	Speed	Sect-3	Speed	Laptime	Pit	lap	Sect-1	Speed	Sect-2	Speed	Sect-3	Speed	Laptime	Pit
1			1:06.177	126.6	24.960	117.6	2:12.764		6	40.577		1:05.618	125.7	24.750	118.1	2:10.945	
2	40.845		1:05.701	127.6	24.916	116.6	2:11.462		7	40.955		1:05.113	128.3	24.716	117.6	2:10.784	
3	41.064		1:05.690	125.7	24.959	117.4	2:11.713		8	41.119		1:05.320	126.9	32.748	118.1	2:19.187	
4	40.782		1:04.986	128.6	24.933	115.2	2:10.701		9	41.203		1:05.012	128.8	24.606	118.3	2:10.821	
5	40.806		1:05.034	128.3	24.822	116.8	2:10.662		10	40.308		1:04.316	129.1	24.349	117.2	2:08.973	


7 Richard Trott (A)							Chevron B43										
lap	Sect-1	Speed	Sect-2	Speed	Sect-3	Speed	Laptime	Pit	lap	Sect-1	Speed	Sect-2	Speed	Sect-3	Speed	Laptime	Pit
1			1:06.156	126.9	24.942	116.0	2:11.889		6	40.658		1:05.800	125.7	24.691	116.4	2:11.149	
2	41.067		1:05.692	126.9	24.950	116.4	2:11.709		7	40.766		1:05.306	126.6	24.838	116.8	2:10.910	
3	41.053		1:05.830	126.6	24.937	116.8	2:11.820		8	40.947		1:05.363	126.6	24.688	116.8	2:10.998	
4	40.641		1:05.155	126.6	24.988	115.0	2:10.784		9	42.145		1:05.383	127.3	24.889	104.9	2:12.417	
5	40.796		1:05.077	126.6	24.766	115.6	2:10.639		10	41.897		1:05.438	127.6	24.782	116.8	2:12.117	

8 David Thorburn (A)							Ralt RT3										
lap	Sect-1	Speed	Sect-2	Speed	Sect-3	Speed	Laptime	Pit	lap	Sect-1	Speed	Sect-2	Speed	Sect-3	Speed	Laptime	Pit
1			1:08.111	125.7	26.106	113.8	2:17.688		6	42.153		1:07.634	125.4	25.671	113.2	2:15.458	
2	42.263		1:07.754	125.2	25.355	114.4	2:15.372		7	41.969		1:06.974	125.4	25.415	114.0	2:14.358	
3	41.595		1:09.284	125.4	25.533	114.4	2:16.412		8	41.850		1:06.777	125.4	25.631	114.2	2:14.258	
4	41.899		1:07.881	125.4	25.377	113.6	2:15.157		9	41.832		1:07.365	125.4	25.514	114.8	2:14.711	
5	42.084		1:07.226	125.2	25.747	113.8	2:15.057		10	42.513		1:07.625	125.7	25.646	114.4	2:15.784	

11 Stuart Boyer (URA)							Van Diemen RF82										
lap	Sect-1	Speed	Sect-2	Speed	Sect-3	Speed	Laptime	Pit	lap	Sect-1	Speed	Sect-2	Speed	Sect-3	Speed	Laptime	Pit
1			1:13.903	117.3	27.008	108.9	2:30.319		6	45.543		1:13.171	118.4	27.152	108.9	2:25.866	
2	44.706		1:12.406	118.1	26.565	110.0	2:23.677		7	45.562		1:14.072	116.7	27.350	109.1	2:26.984	
3	45.349		1:12.673	118.1	26.993	109.4	2:25.015		8	45.795		1:12.689	117.7	28.960	109.4	2:27.444	
4	45.280		1:12.524	118.4	26.931	109.2	2:24.735		9	45.273		1:12.998	119.0	27.922	104.2	2:26.193	
5	45.434		1:12.640	118.4	27.095	108.9	2:25.169		10								

12 Drew Cameron (URA)							Van Diemen RF83										
lap	Sect-1	Speed	Sect-2	Speed	Sect-3	Speed	Laptime	Pit	lap	Sect-1	Speed	Sect-2	Speed	Sect-3	Speed	Laptime	Pit
1			1:09.902	120.1	26.104	110.9	2:21.106		5	43.228		1:08.593	119.4	25.783	111.7	2:17.604	
2	43.573		1:08.978	119.8	25.875	111.5	2:18.426		6	42.588		1:08.120	120.5	26.002	110.9	2:16.710	
3	43.056		1:08.771	119.6	25.937	111.1	2:17.764		7	43.147		1:08.849	119.8	25.990	111.5	2:17.986	
4	43.176		1:08.640	119.8	25.831	111.1	2:17.647		8	43.478		1:08.285	119.6	25.896	111.5	2:17.659	

17 Keith White (A)							Ralt RT1										
lap	Sect-1	Speed	Sect-2	Speed	Sect-3	Speed	Laptime	Pit	lap	Sect-1	Speed	Sect-2	Speed	Sect-3	Speed	Laptime	Pit
1			1:07.929	126.4	25.261	116.0	2:15.627		6	41.057		1:06.290	126.6	24.758	117.4	2:12.105	
2	41.720		1:06.990	126.1	25.074	117.2	2:13.784		7	41.018		1:06.628	125.7	24.677	117.4	2:12.323	
3	41.062		1:07.052	125.4	25.107	116.8	2:13.221		8	41.132		1:05.776	126.4	25.273	115.4	2:12.181	
4	41.083		1:06.464	126.4	24.926	117.0	2:12.473		9	41.059		1:06.617	125.9	24.804	117.9	2:12.480	
5	41.256		1:06.561	126.1	24.769	117.9	2:12.586		10	40.987		1:06.258	126.4	24.944	117.6	2:12.189	



Session Start: 15:21:45 - Finish: 15:43:39

Weather/Track Conditions: Bright / Dry

Circuit: Silverstone Historic Grand Prix

Track Length: 5.857 Km - 3.6394 miles

Silverstone International Trophy - 20 - 21 May 2017

HSCC Classic Formula 3 supported by MB Racing Wheels Inc. URS Classic FF2000

Race 12 - Sector Analysis

20 Gaius Ghinn (A)							Ralt RT3										
lap	Sect-1	Speed	Sect-2	Speed	Sect-3	Speed	Laptime	Pit	lap	Sect-1	Speed	Sect-2	Speed	Sect-3	Speed	Laptime	Pit
1			1:08.204	127.6	25.271	115.8	2:16.907		6	41.401		1:06.013	129.3	24.880	117.9	2:12.294	
2	41.584		1:06.498	129.1	25.385	117.2	2:13.467		7	41.297		1:06.303	129.3	24.990	118.7	2:12.590	
3	41.474		1:05.902	129.3	25.035	119.4	2:12.411		8	40.930		1:05.528	129.6	25.014	119.1	2:11.472	
4	41.635		1:06.419	128.1	24.977	118.3	2:13.031		9	41.581		1:07.183	128.1	25.044	117.9	2:13.808	
5	41.374		1:06.149	129.1	24.843	118.7	2:12.366		10	42.745		1:09.826	123.4	26.228	113.0	2:18.799	

22 Jon Finch (URA)							Van Diemen RF82										
lap	Sect-1	Speed	Sect-2	Speed	Sect-3	Speed	Laptime	Pit	lap	Sect-1	Speed	Sect-2	Speed	Sect-3	Speed	Laptime	Pit
1			1:10.717	122.9	26.042	110.2	2:23.484		6	42.460		1:07.699	120.7	25.749	110.3	2:15.908	
2	44.576		1:09.829	120.3	26.248	111.1	2:20.653		7	42.540		1:07.468	120.7	25.796	110.2	2:15.804	
3	42.923		1:08.298	120.5	25.827	111.3	2:17.048		8	42.239		1:08.222	121.1	25.752	111.3	2:16.213	
4	43.090		1:09.184	120.5	25.985	111.1	2:18.259		9	42.674		1:07.628	120.3	25.553	110.5	2:15.855	
5	42.847		1:09.085	118.8	25.818	110.0	2:17.750		10	42.370		1:08.034	120.5	25.558	110.0	2:15.962	


31 Stephen Pegram (A)							Ralt RT1										
lap	Sect-1	Speed	Sect-2	Speed	Sect-3	Speed	Laptime	Pit	lap	Sect-1	Speed	Sect-2	Speed	Sect-3	Speed	Laptime	Pit
1			1:11.066	123.4	26.865	112.0	2:26.046		6	43.297		1:09.637	122.9	25.970	112.4	2:18.904	
2	43.781		1:10.130	122.7	26.695	112.0	2:20.606		7	43.516		1:09.275	122.0	26.184	113.0	2:18.975	
3	44.592		1:09.904	120.9	26.100	112.6	2:20.596		8	43.045		1:09.197	122.7	26.044	112.8	2:18.286	
4	43.113		1:09.202	122.0	26.069	112.2	2:18.384		9	44.218		1:10.818	122.0	25.528	113.2	2:20.564	
5	43.235		1:08.867	123.6	28.181	111.8	2:20.283		10	44.054		1:09.325	122.2	25.962	111.8	2:19.341	

34 Peter Finnigan (URA)							Van Diemen RF82										
lap	Sect-1	Speed	Sect-2	Speed	Sect-3	Speed	Laptime	Pit	lap	Sect-1	Speed	Sect-2	Speed	Sect-3	Speed	Laptime	Pit
1			1:16.616	115.5	27.916	106.8	2:36.709		6	47.196		1:16.572	116.9	27.634	108.2	2:31.402	
2	46.941		1:16.657	116.1	27.580	106.9	2:31.178		7	46.926		1:15.821	117.1	27.882	106.1	2:30.629	
3	47.306		1:15.693	113.6	27.540	108.2	2:30.539		8	47.548		1:14.438	115.9	27.226	108.9	2:29.212	
4	46.996		1:16.647	116.1	27.512	107.6	2:31.155		9	46.789		1:16.004	117.1	27.333	103.7	2:30.126	
5	47.321		1:16.787	111.1	28.092	107.3	2:32.200		10								

35 Marc Mercer (URA)							Van Diemen RF82										
lap	Sect-1	Speed	Sect-2	Speed	Sect-3	Speed	Laptime	Pit	lap	Sect-1	Speed	Sect-2	Speed	Sect-3	Speed	Laptime	Pit
1			1:07.982	119.0	25.681	112.2	2:16.774		6	41.374		1:05.819	121.4	25.010	112.8	2:12.203	
2	42.717		1:06.392	120.9	25.444	112.0	2:14.553		7	41.326		1:05.611	121.8	25.265	111.7	2:12.202	
3	41.764		1:06.735	120.5	25.214	112.2	2:13.713		8	41.753		1:05.848	121.4	25.071	113.0	2:12.672	
4	41.612		1:06.060	120.9	25.130	112.2	2:12.802		9	42.736		1:06.237	120.9	25.380	112.6	2:14.353	
5	41.599		1:05.941	121.6	25.148	112.8	2:12.688		10	41.571		1:07.235	121.6	25.222	112.4	2:14.028	

36 David Karaskas (URA)							Crossle 51F										
lap	Sect-1	Speed	Sect-2	Speed	Sect-3	Speed	Laptime	Pit	lap	Sect-1	Speed	Sect-2	Speed	Sect-3	Speed	Laptime	Pit
1			1:12.275	118.1	26.897	108.5	2:28.284		6	45.359		1:12.210	117.3	27.193	108.3	2:24.762	
2	45.479		1:12.312	117.1	26.989	109.1	2:24.780		7	45.245		1:12.135	117.3	27.195	108.0	2:24.575	
3	45.309		1:12.455	117.3	26.818	108.5	2:24.582		8	45.785		1:12.031	118.1	27.183	108.2	2:24.999	
4	45.546		1:11.567	117.7	26.997	108.3	2:24.110		9	45.367		1:12.563	116.9	27.078	108.0	2:25.008	
5	45.372		1:12.000	117.9	26.984	108.2	2:24.356		10	45.420		1:12.156	117.3	27.010	108.5	2:24.586	

38 Hugh Price (A)							Chevron B38										
lap	Sect-1	Speed	Sect-2	Speed	Sect-3	Speed	Laptime	Pit	lap	Sect-1	Speed	Sect-2	Speed	Sect-3	Speed	Laptime	Pit
1			1:09.027	125.4	25.757	113.6	2:19.076		6	41.941		1:07.348	126.1	25.314	114.6	2:14.603	
2	42.818		1:07.959	122.2	25.878	113.2	2:16.655		7	42.228		1:07.490	125.4	25.586	115.0	2:15.304	
3	42.409		1:07.575	125.9	25.515	115.2	2:15.499		8	41.776		1:07.567	123.4	25.345	115.8	2:14.688	
4	42.076		1:07.982	125.0	25.726	115.2	2:15.784		9	41.667		1:07.921	121.8	25.475	116.2	2:15.063	
5	41.844		1:07.192	126.4	25.226	112.6	2:14.262		10	41.853		1:07.786	126.4	25.419	112.6	2:15.058	



Session Start: 15:21:45 - Finish: 15:43:39
Weather/Track Conditions: Bright / Dry
Circuit: Silverstone Historic Grand Prix
Track Length: 5.857 Km - 3.6394 miles

Silverstone International Trophy - 20 - 21 May 2017

HSCC Classic Formula 3 supported by MB Racing Wheels Inc. URS Classic FF2000

Race 12 - Sector Analysis

44 Paul Tonkin (B)							Brabham BT41										
lap	Sect-1	Speed	Sect-2	Speed	Sect-3	Speed	Laptime	Pit	lap	Sect-1	Speed	Sect-2	Speed	Sect-3	Speed	Laptime	Pit
1			1:15.688	117.7	27.497	102.8	2:34.053		6	46.078		1:14.906	113.4	27.475	107.6	2:28.459	
2	45.697		1:15.549	113.9	27.410	106.6	2:28.656		7	47.021		1:15.575	113.7	27.616	106.4	2:30.212	
3	45.945		1:14.791	118.1	27.420	108.2	2:28.156		8	46.205		1:15.649	115.9	27.254	106.4	2:29.108	
4	46.172		1:14.586	117.3	27.447	105.9	2:28.205		9	46.604		1:15.735	117.7	27.422	107.3	2:29.761	
5	46.084		1:14.309	117.7	27.623	106.1	2:28.016		10								

50 Clive Wood (URA)							Van Diemen RF82										
lap	Sect-1	Speed	Sect-2	Speed	Sect-3	Speed	Laptime	Pit	lap	Sect-1	Speed	Sect-2	Speed	Sect-3	Speed	Laptime	Pit
1			1:11.094	120.9	26.679	110.0	2:26.512		6	43.495		1:09.242	120.9	26.068	110.3	2:18.805	
2	44.506		1:09.898	120.5	26.071	111.7	2:20.475		7	43.456		1:09.015	120.3	26.158	110.9	2:18.629	
3	45.100		1:09.423	121.1	26.360	110.3	2:20.883		8	43.673		1:09.370	119.6	26.254	110.5	2:19.297	
4	43.664		1:09.062	120.5	26.139	110.5	2:18.865		9	44.084		1:10.336	119.4	26.064	110.5	2:20.484	
5	43.569		1:08.670	120.5	26.175	110.7	2:18.414		10	45.079		1:09.922	120.1	25.997	110.5	2:20.998	

70 Richard Smeeton (A)							Modus M1										
lap	Sect-1	Speed	Sect-2	Speed	Sect-3	Speed	Laptime	Pit	lap	Sect-1	Speed	Sect-2	Speed	Sect-3	Speed	Laptime	Pit
1			1:11.294	123.8	26.447	113.6	2:25.042		6	43.451		1:08.874	127.3	26.171	113.8	2:18.496	
2	44.260		1:10.180	124.0	26.948	106.1	2:21.388		7	43.760		1:08.768	126.1	25.618	116.6	2:18.146	
3	44.448		1:09.423	123.4	28.213	113.2	2:22.084		8	43.759		1:08.457	125.4	26.184	115.6	2:18.400	
4	43.821		1:10.021	125.0	25.819	114.4	2:19.661		9	44.484		1:10.509	125.9	26.061	116.2	2:21.054	
5	43.577		1:09.462	125.2	26.276	113.6	2:19.315		10	44.288		1:10.004	125.7	26.073	112.0	2:20.365	


75 Adrian Langridge (B)							Dastle Mk10										
lap	Sect-1	Speed	Sect-2	Speed	Sect-3	Speed	Laptime	Pit	lap	Sect-1	Speed	Sect-2	Speed	Sect-3	Speed	Laptime	Pit
1			1:10.694	118.4	26.307	108.7	2:22.733		4	43.079		1:08.738	118.6	26.187	109.4	2:18.004	
2	43.578		1:11.032	118.1	26.320	108.9	2:20.930		5	42.801		1:08.545	119.2	26.035	109.6	2:17.381	
3	43.399		1:09.671	119.0	26.213	109.2	2:19.283		6	42.726		1:08.390	118.8	26.029	110.2	2:17.145	

78 Jeremy Caine (URB)							Lola T580										
lap	Sect-1	Speed	Sect-2	Speed	Sect-3	Speed	Laptime	Pit	lap	Sect-1	Speed	Sect-2	Speed	Sect-3	Speed	Laptime	Pit
1			1:14.957	119.8	27.662	109.2	2:32.802		6	46.079		1:14.694	120.3	27.554	109.8	2:28.327	
2	45.921		1:15.029	119.6	27.563	109.2	2:28.513		7	46.417		1:14.717	120.3	27.364	108.7	2:28.498	
3	46.468		1:15.420	119.4	27.952	104.6	2:29.840		8	46.909		1:18.749	117.9	28.716	108.0	2:34.374	
4	46.601		1:16.159	119.0	28.150	107.8	2:30.910		9	46.150		1:15.145	119.0	27.966	107.6	2:29.261	
5	46.820		1:16.039	119.4	27.625	108.7	2:30.484		10								

82 Paul Smith (A)							Ralt RT3										
lap	Sect-1	Speed	Sect-2	Speed	Sect-3	Speed	Laptime	Pit	lap	Sect-1	Speed	Sect-2	Speed	Sect-3	Speed	Laptime	Pit
1			1:08.170	123.6	25.232	116.6	2:16.305		6	40.734		1:06.107	127.1	25.023	116.8	2:11.864	
2	41.564		1:06.961	126.4	25.586	116.4	2:14.111		7	40.607		1:06.116	127.1	25.326	117.6	2:12.049	
3	41.855		1:06.310	125.4	24.839	117.6	2:13.004		8	41.271		1:06.823	123.1	24.930	116.8	2:13.024	
4	41.187		1:06.988	126.6	24.840	117.4	2:13.015		9	43.122		1:06.442	123.8	25.473	117.2	2:15.037	
5	40.986		1:06.837	126.1	25.168	116.4	2:12.991		10	41.108		1:08.114	123.6	24.998	116.0	2:14.220	

93 Rudolf Ernst (A)							Ralt RT1										
lap	Sect-1	Speed	Sect-2	Speed	Sect-3	Speed	Laptime	Pit	lap	Sect-1	Speed	Sect-2	Speed	Sect-3	Speed	Laptime	Pit
1			1:11.632	122.7	26.481	115.6	2:23.713		6	43.483		1:10.809	125.0	26.209	115.8	2:20.501	
2	44.240		1:10.722	120.9	26.043	116.6	2:21.005		7	43.638		1:09.727	124.3	26.197	115.8	2:19.562	
3	42.623		1:10.882	123.4	26.102	115.8	2:19.607		8	42.721		1:09.398	126.9	25.717	117.2	2:17.836	
4	43.315		1:09.400	127.1	25.790	117.2	2:18.505		9	42.657		1:09.314	126.6	25.616	116.4	2:17.587	
5	42.994		1:09.593	127.3	26.169	114.6	2:18.756		10	43.246		1:09.481	127.1	25.827	116.4	2:18.554	

97 Benjamin Tusting (A)							Martini MK37										
lap	Sect-1	Speed	Sect-2	Speed	Sect-3	Speed	Laptime	Pit	lap	Sect-1	Speed	Sect-2	Speed	Sect-3	Speed	Laptime	Pit
1			1:08.816	119.2	25.805	111.3	2:18.518		4	42.011		1:06.750	118.8	25.209	110.5	2:13.970	
2	42.145		1:07.447	119.8	25.436	111.8	2:15.028		5	42.075		1:07.297	119.4	25.141	110.7	2:14.513	
3	41.980		1:06.952	119.0	25.263	111.3	2:14.195		6	42.012		1:06.186	119.0	25.254	110.3	2:13.452	



Session Start: 15:21:45 - Finish: 15:43:39
 Weather/Track Conditions: Bright / Dry
 Circuit: Silverstone Historic Grand Prix
 Track Length: 5.857 Km - 3.6394 miles

Silverstone International Trophy - 20 - 21 May 2017


HSCC Classic Formula 3 supported by MB Racing Wheels Inc. URS Classic FF2000

Race 12 - Sector Analysis

98 Rodney Toft (URA)							Van Diemen RF82										
Lap	Sect-1	Speed	Sect-2	Speed	Sect-3	Speed	Laptime	Pit	Lap	Sect-1	Speed	Sect-2	Speed	Sect-3	Speed	Laptime	Pit
1			1:14.178	117.9	27.026	110.2	2:30.972		6	45.547		1:12.118	117.7	26.677	109.6	2:24.342	
2	45.403		1:13.645	117.1	26.829	109.1	2:25.877		7	45.195		1:13.055	114.9	27.238	109.8	2:25.488	
3	46.127		1:13.396	116.9	27.124	109.4	2:26.647		8	44.872		1:11.614	118.4	26.713	109.4	2:23.199	
4	45.608		1:13.267	116.9	26.925	109.1	2:25.800		9	45.122		1:12.473	117.7	26.797	108.9	2:24.392	
5	45.307		1:12.822	117.3	26.843	109.1	2:24.972		10	45.352		1:13.096	117.1	27.023	109.6	2:25.471	

120 Harry Bishop (URA)							Crossle 56F										
Lap	Sect-1	Speed	Sect-2	Speed	Sect-3	Speed	Laptime	Pit	Lap	Sect-1	Speed	Sect-2	Speed	Sect-3	Speed	Laptime	Pit
1			1:10.123	118.8	26.496	108.7	2:23.062		6	42.845		1:08.725	116.9	26.013	108.0	2:17.583	
2	43.534		1:10.591	116.3	25.936	108.7	2:20.061		7	43.053		1:07.932	117.7	26.053	108.7	2:17.038	
3	43.183		1:08.586	116.7	25.881	109.2	2:17.650		8	43.108		1:08.460	115.5	26.222	108.0	2:17.790	
4	42.964		1:09.197	117.1	26.090	108.3	2:18.251		9	43.746		1:09.396	113.9	26.249	107.6	2:19.391	
5	43.129		1:09.214	116.1	26.256	109.6	2:18.599		10	43.687		1:10.076	113.4	26.313	107.3	2:20.076	

147 Louis Hanjoul (A)							Argo JM1										
Lap	Sect-1	Speed	Sect-2	Speed	Sect-3	Speed	Laptime	Pit	Lap	Sect-1	Speed	Sect-2	Speed	Sect-3	Speed	Laptime	Pit
1			1:11.134	122.0	26.452	110.9	2:24.843		6	43.383		1:09.685	122.2	25.965	113.0	2:19.033	
2	43.932		1:10.601	122.2	26.181	111.7	2:20.714		7	42.652		1:09.686	121.8	26.134	112.6	2:18.472	
3	43.379		1:09.922	119.8	26.386	110.9	2:19.687		8	43.185		1:09.156	122.9	26.260	112.6	2:18.601	
4	43.249		1:09.676	120.9	26.165	112.8	2:19.090		9	42.684		1:09.854	120.9	25.932	112.6	2:18.470	
5	42.952		1:09.129	122.2	25.819	112.4	2:17.900		10	44.261		1:10.210	122.0	25.876	110.9	2:20.347	




Session Start: 15:21:45 - Finish: 15:43:39
Weather/Track Conditions: Bright / Dry
Circuit: Silverstone Historic Grand Prix
Track Length: 5.857 Km - 3.6394 miles

Silverstone International Trophy - 20 - 21 May 2017

HSCC Classic Formula 3 supported by MB Racing Wheels Inc. URS Classic FF2000

Race 12 - Best Sector Times

	SECTOR 1			SECTOR 2			SECTOR 3			IDEAL / BEST LAP COMPARISON					
	NO	TIME	LAP	NO	TIME	LAP	NO	TIME	LAP	NO	NAME	BEST	IN	IDEAL	DIFF
1	3	40.308	10	3	1:04.316	10	3	24.349	10	3	David Shaw	2:08.973	10	2:08.973	+0.000
2	1	40.351	6	7	1:05.077	5	17	24.677	7	1	Simon Jackson	2:10.596	6	2:10.329	+0.267
3	82	40.607	7	1	1:05.235	7	7	24.688	8	7	Richard Trott	2:10.639	5	2:10.406	+0.233
4	7	40.641	4	20	1:05.528	8	1	24.743	10	20	Gaius Ghinn	2:11.472	8	2:11.301	+0.171
5	20	40.930	8	35	1:05.611	7	82	24.839	3	82	Paul Smith	2:11.864	6	2:11.553	+0.311
6	17	40.987	10	17	1:05.776	8	20	24.843	5	17	Keith White	2:12.105	6	2:11.440	+0.665
7	35	41.326	7	82	1:06.107	6	35	25.010	6	35	Marc Mercer	2:12.202	7	2:11.947	+0.255
8	8	41.595	3	97	1:06.186	6	97	25.141	5	8	David Thorburn	2:14.258	8	2:13.727	+0.531
9	38	41.667	9	8	1:06.777	8	38	25.226	5	38	Hugh Price	2:14.262	5	2:14.085	+0.177
10	97	41.980	3	38	1:07.192	5	8	25.355	2	22	Jon Finch	2:15.804	7	2:15.260	+0.544
11	22	42.239	8	22	1:07.468	7	31	25.528	9	120	Harry Bishop	2:17.038	7	2:16.658	+0.380
12	12	42.554	9	120	1:07.932	7	22	25.553	9	93	Rudolf Ernst	2:17.587	9	2:17.553	+0.034
13	93	42.623	3	12	1:08.120	6	93	25.616	9	147	Louis Hanjoul	2:17.900	5	2:17.600	+0.300
14	147	42.652	7	75	1:08.390	6	70	25.618	7	70	Richard Smeeton	2:18.146	7	2:17.526	+0.620
15	75	42.726	6	70	1:08.457	8	12	25.783	5	31	Stephen Pegram	2:18.286	8	2:17.440	+0.846
16	120	42.845	6	50	1:08.670	5	147	25.819	5	50	Clive Wood	2:18.414	5	2:18.123	+0.291
17	31	43.045	8	31	1:08.867	5	120	25.881	3	98	Rodney Toft	2:23.199	8	2:23.163	+0.036
18	70	43.451	6	147	1:09.129	5	50	25.997	10	11	Stuart Boyer	2:23.677	2	2:23.677	+0.000
19	50	43.456	7	93	1:09.314	9	75	26.029	6	36	David Karaskas	2:24.110	4	2:23.630	+0.480
20	11	44.706	2	36	1:11.567	4	11	26.565	2	44	Paul Tonkin	2:28.016	5	2:27.260	+0.756
21	98	44.872	8	98	1:11.614	8	98	26.677	6	78	Jeremy Caine	2:28.327	6	2:27.979	+0.348
22	36	45.245	7	11	1:12.406	2	36	26.818	3	34	Peter Finnigan	2:29.212	8	2:28.453	+0.759
23	44	45.697	2	44	1:14.309	5	34	27.226	8	97	Benjamin Tusting	2:13.452	6	2:13.307	+0.145
24	78	45.921	2	34	1:14.438	8	44	27.254	8	12	Drew Cameron	2:16.710	6	2:16.457	+0.253
25	34	46.789	9	78	1:14.694	6	78	27.364	7	75	Adrian Langridge	2:17.145	6	2:17.145	+0.000



Session Start: 15:21:45 - Finish: 15:43:39
Weather/Track Conditions: Bright / Dry
Circuit: Silverstone Historic Grand Prix
Track Length: 5.857 Km - 3.6394 miles




Silverstone International Trophy - 20 - 21 May 2017

HSCC Classic Formula 3 supported by MB Racing Wheels Inc. URS Classic FF2000

Race 12 - Best Sector Speeds

	NO	SECTOR 1	MPH		NO	SECTOR 2	MPH		NO	SECTOR 3	MPH
1		NO SPEED TRAP		20	Gaius Ghinn		129.6	20	Gaius Ghinn		119.4
2				3	David Shaw		129.1	1	Simon Jackson		118.7
3				1	Simon Jackson		128.3	3	David Shaw		118.3
4				7	Richard Trott		127.6	17	Keith White		117.9
5				70	Richard Smeeton		127.3	82	Paul Smith		117.6
6				93	Rudolf Ernst		127.3	93	Rudolf Ernst		117.2
7				82	Paul Smith		127.1	7	Richard Trott		116.8
8				17	Keith White		126.6	70	Richard Smeeton		116.6
9				38	Hugh Price		126.4	38	Hugh Price		116.2
10				8	David Thorburn		125.7	8	David Thorburn		114.8
11				31	Stephen Pegram		123.6	31	Stephen Pegram		113.2
12				22	Jon Finch		122.9	35	Marc Mercer		113.0
13				147	Louis Hanjoul		122.9	147	Louis Hanjoul		113.0
14				35	Marc Mercer		121.8	97	Benjamin Tusting		111.8
15				50	Clive Wood		121.1	12	Drew Cameron		111.7
16				12	Drew Cameron		120.5	50	Clive Wood		111.7
17				78	Jeremy Caine		120.3	22	Jon Finch		111.3
18				97	Benjamin Tusting		119.8	75	Adrian Langridge		110.2
19				75	Adrian Langridge		119.2	98	Rodney Toft		110.2
20				11	Stuart Boyer		119.0	11	Stuart Boyer		110.0
21				120	Harry Bishop		118.8	78	Jeremy Caine		109.8
22				98	Rodney Toft		118.4	120	Harry Bishop		109.6
23				36	David Karaskas		118.1	36	David Karaskas		109.1
24				44	Paul Tonkin		118.1	34	Peter Finnigan		108.9
25				34	Peter Finnigan		117.1	44	Paul Tonkin		108.2



Session Start: 15:21:45 - Finish: 15:43:39
Weather/Track Conditions: Bright / Dry
Circuit: Silverstone Historic Grand Prix
Track Length: 5.857 Km - 3.6394 miles



Silverstone International Trophy - 20 - 21 May 2017

HSCC Classic Formula 3 supported by MB Racing Wheels Inc. URS Classic FF2000

Race 12 - Lap Chart

Lap 1			Lap 2			Lap 3			Lap 4			Lap 5			Lap 6		
NO	Behind	Laptime	NO	Behind	Laptime	NO	Behind	Laptime	NO	Behind	Laptime	NO	Behind	Laptime	NO	Behind	Laptime
7		2:11.889	7		2:11.709	7		2:11.820	7		2:10.784	7		2:10.639	7		2:11.149
3	0.875	2:12.764	3	0.628	2:11.462	3	0.521	2:11.713	3	0.438	2:10.701	3	0.461	2:10.662	3	0.257	2:10.945
1	3.512	2:15.401	1	4.781	2:12.978	1	5.219	2:12.258	1	6.419	2:11.984	1	6.794	2:11.014	1	6.241	2:10.596
17	3.738	2:15.627	17	5.813	2:13.784	17	7.214	2:13.221	17	8.903	2:12.473	17	10.850	2:12.586	17	11.806	2:12.105
82	4.416	2:16.305	20	6.776	2:13.467	20	7.367	2:12.411	20	9.614	2:13.031	20	11.341	2:12.366	20	12.486	2:12.294
35	4.885	2:16.774	82	6.818	2:14.111	82	8.002	2:13.004	82	10.233	2:13.015	82	12.585	2:12.991	82	13.300	2:11.864
20	5.018	2:16.907	35	7.729	2:14.553	35	9.622	2:13.713	35	11.640	2:12.802	35	13.689	2:12.688	35	14.743	2:12.203
8	5.799	2:17.688	8	9.462	2:15.372	97	12.323	2:14.195	97	15.509	2:13.970	97	19.383	2:14.513	97	21.686	2:13.452
97	6.629	2:18.518	97	9.948	2:15.028	8	14.054	2:16.412	8	18.427	2:15.157	8	22.845	2:15.057	8	27.154	2:15.458
38	7.187	2:19.076	38	12.133	2:16.655	38	15.812	2:15.499	38	20.812	2:15.784	38	24.435	2:14.262	38	27.889	2:14.603
12	9.217	2:21.106	12	15.934	2:18.426	12	21.878	2:17.764	12	28.741	2:17.647	12	35.706	2:17.604	12	41.267	2:16.710
75	10.844	2:22.733	120	19.525	2:20.061	120	25.355	2:17.650	120	32.822	2:18.251	22	40.353	2:17.750	22	45.112	2:15.908
120	11.173	2:23.062	75	20.065	2:20.930	22	25.767	2:17.048	22	33.242	2:18.259	120	40.782	2:18.599	120	47.216	2:17.583
22	11.595	2:23.484	22	20.539	2:20.653	75	27.528	2:19.283	75	34.748	2:18.004	75	41.490	2:17.381	75	47.486	2:17.145
93	11.824	2:23.713	93	21.120	2:21.005	93	28.907	2:19.607	93	36.628	2:18.505	93	44.745	2:18.756	147	53.277	2:19.033
147	12.954	2:24.843	147	21.959	2:20.714	147	29.826	2:19.687	147	38.132	2:19.090	147	45.393	2:17.900	93	54.097	2:20.501
70	13.153	2:25.042	70	22.832	2:21.388	31	31.830	2:20.596	31	39.430	2:18.384	50	48.308	2:18.414	50	55.964	2:18.805
31	14.157	2:26.046	31	23.054	2:20.606	50	32.452	2:20.883	50	40.533	2:18.865	31	49.074	2:20.283	31	56.829	2:18.904
50	14.623	2:26.512	50	23.389	2:20.475	70	33.096	2:22.084	70	41.973	2:19.661	70	50.649	2:19.315	70	57.996	2:18.496
36	16.395	2:28.284	36	29.466	2:24.780	36	42.228	2:24.582	36	55.554	2:24.110	36	1:09.271	2:24.356	36	1:22.884	2:24.762
11	18.430	2:30.319	11	30.398	2:23.677	11	43.593	2:25.015	11	57.544	2:24.735	11	1:12.074	2:25.169	11	1:26.791	2:25.866
98	19.083	2:30.972	98	33.251	2:25.877	98	48.078	2:26.647	98	1:03.094	2:25.800	98	1:17.427	2:24.972	98	1:30.620	2:24.342
78	20.913	2:32.802	78	37.717	2:28.513	44	55.447	2:28.156	44	1:12.868	2:28.205	44	1:30.245	2:28.016	44	1:47.555	2:28.459
44	22.164	2:34.053	44	39.111	2:28.656	78	55.737	2:29.840	78	1:15.863	2:30.910	78	1:35.708	2:30.484	78	1:52.886	2:28.327
34	24.820	2:36.709	34	44.289	2:31.178	34	1:03.008	2:30.539	34	1:23.379	2:31.155	34	1:44.940	2:32.200	34	2:05.193	2:31.402

Session Start: 15:21:45 - Finish: 15:43:39
Weather/Track Conditions Bright / Dry
Circuit: Silverstone Historic Grand Prix
Track Length: 5.857 Km - 3.6394 miles

Silverstone International Trophy - 20 - 21 May 2017

HSCC Classic Formula 3 supported by MB Racing Wheels Inc. URS Classic FF2000

Race 12 - Lap Chart

Lap 7			Lap 8			Lap 9			Lap 10		
NO	Behind	Laptime	NO	Behind	Laptime	NO	Behind	Laptime	NO	Behind	Laptime
7		2:10.910	7		2:10.998	7		2:12.417	7		2:12.117
3	0.131	2:10.784	1	5.864	2:10.775	1	4.531	2:11.084	11	1 LAP	2:26.193
1	6.087	2:10.756	3	8.320	2:19.187	3	6.724	2:10.821	1	3.337	2:10.923
17	13.219	2:12.323	34	1 LAP	2:30.629	44	1 LAP	2:29.108	3	3.580	2:08.973
20	14.166	2:12.590	17	14.402	2:12.181	17	14.465	2:12.480	17	14.537	2:12.189
82	14.439	2:12.049	20	14.640	2:11.472	20	16.031	2:13.808	82	21.188	2:14.220
35	16.035	2:12.202	82	16.465	2:13.024	82	19.085	2:15.037	35	21.556	2:14.028
8	30.602	2:14.358	35	17.709	2:12.672	35	19.645	2:14.353	20	22.713	2:18.799
38	32.283	2:15.304	8	33.862	2:14.258	78	1 LAP	2:34.374	44	1 LAP	2:29.761
12	48.343	2:17.986	38	35.973	2:14.688	34	1 LAP	2:29.212	78	1 LAP	2:29.261
22	50.006	2:15.804	12	55.004	2:17.659	8	36.156	2:14.711	8	39.823	2:15.784
120	53.344	2:17.038	22	55.221	2:16.213	38	38.619	2:15.063	38	41.560	2:15.058
147	1:00.839	2:18.472	120	1:00.136	2:17.790	22	58.659	2:15.855	34	1 LAP	2:30.126
93	1:02.749	2:19.562	147	1:08.442	2:18.601	120	1:07.110	2:19.391	22	1:02.504	2:15.962
50	1:03.683	2:18.629	93	1:09.587	2:17.836	147	1:14.495	2:18.470	120	1:15.069	2:20.076
31	1:04.894	2:18.975	50	1:11.982	2:19.297	93	1:14.757	2:17.587	93	1:21.194	2:18.554
70	1:05.232	2:18.146	31	1:12.182	2:18.286	50	1:20.049	2:20.484	147	1:22.725	2:20.347
36	1:36.549	2:24.575	70	1:12.634	2:18.400	31	1:20.329	2:20.564	31	1:27.553	2:19.341
11	1:42.865	2:26.984	36	1:50.550	2:24.999	70	1:21.271	2:21.054	50	1:28.930	2:20.998
98	1:45.198	2:25.488	98	1:57.399	2:23.199	36	2:03.141	2:25.008	70	1:29.519	2:20.365
44	2:06.857	2:30.212	11	1:59.311	2:27.444	98	2:09.374	2:24.392	36	2:15.610	2:24.586
78	2:10.474	2:28.498							98	2:22.728	2:25.471

Session Start: 15:21:45 - Finish: 15:43:39
Weather/Track Conditions Bright / Dry
Circuit: Silverstone Historic Grand Prix
Track Length: 5.857 Km - 3.6394 miles

Silverstone International Trophy - 20 - 21 May 2017

Historic Formula 3 Race 13 - Classification

Sheet No:

POS	NO	DRIVER/S	CAR MAKE / MODEL	TIME	LAPS	GAP	DIFF	MPH	BEST	ON
1	14	Jonathan Milicevic	Brabham BT21B	20:57.916	9	-- 9 laps --		93.73	2:18.069	7
2	25	Andrew Hibberd	Brabham BT18	21:07.188	9	9.272	9.272	93.05	2:18.127	6
3	65	Peter Thompson	Brabham BT21	21:27.825	9	29.909	20.637	91.56	2:21.185	7
4	111	James Claridge	Tecno F3	21:42.204	9	44.288	14.379	90.55	2:22.881	5
5	77	Francois Derossi	Chevron B17	21:42.503	9	44.587	0.299	90.53	2:22.658	2
6	34	Jim Blockley	Brabham BT21B-16	21:44.152	9	46.236	1.649	90.41	2:22.838	7
7	88	Michael Scott	Brabham BT28	21:55.149	9	57.233	10.997	89.66	2:23.183	8
8	26	Steve Seaman	Brabham BT21	21:56.054	9	58.138	0.905	89.60	2:23.203	8
9	63	Christoph Widmer	Brabham BT18A	21:57.522	9	59.606	1.468	89.50	2:25.233	2
10	96	Keith Messer	Vesey Ford	22:10.029	9	1:12.113	12.507	88.65	2:25.872	5
11	50	Jim Timms	Brabham BT21B	22:21.566	9	1:23.650	11.537	87.89	2:27.208	2
12	6	Leif Bosson	Brabham BT28	22:27.091	9	1:29.175	5.525	87.53	2:27.002	9
13	82	Marcus Mussa	Tecno F3	22:27.735	9	1:29.819	0.644	87.49	2:27.971	5
14	99	Paul Kite	Brabham BT21	22:29.586	9	1:31.670	1.851	87.37	2:27.794	7
15	2	Barry Sewell	Lotus 41	22:54.473	9	1:56.557	24.887	85.79	2:29.395	6
16	10	Paul Waine	De Sanctis F3 69	23:13.973	9	2:16.057	19.500	84.59	2:22.793	5

----- NOT CLASSIFIED -----

DNF 46		Steve Smith	Chevron B15	16:37.255	7	-- 7 laps --		91.96	2:21.512	7
DNF 16		Mark Linstone	Brabham BT21	17:33.050	7	55.795	55.795	87.09	2:27.853	7
DNF 87		Peter Barclay	Brabham BT15	15:22.178	6	-- 6 laps --	16.981	85.24	2:30.867	6
DNF 11		Ian Bankhurst	Alexis Mk8	12:36.804	5	-- 5 laps --		86.56	2:24.807	2
DNF 89		Mark Pangborn	Brabham BT28							

----- FASTEST LAP SUMMARY -----

NO	DRIVER/S	CLASS	CAR MAKE / MODEL	FASTEST LAP	ON	MPH
14	Jonathan Milicevic	B	Brabham BT21B	2:18.069	7	94.89

Session Start: 15:55:04 - Finish: 16:16:01
Weather/Track Conditions: Bright / Dry
Circuit: Silverstone Historic Grand Prix
Track Length: 5.857 Km - 3.6394 miles

These results are provisional until the conclusion of any judicial and technical matters.

Clerk of the Course: <div style="text-align: right;">Julian Floyd</div>	Timekeeper: <div style="text-align: right;">Nick Palmer</div>	Issued at:
--	--	------------

Silverstone International Trophy - 20 - 21 May 2017

Historic Formula 3

Race 13 - Sector Analysis

2 Barry Sewell (B)							Lotus 41										
lap	Sect-1	Speed	Sect-2	Speed	Sect-3	Speed	Laptime	Pit	lap	Sect-1	Speed	Sect-2	Speed	Sect-3	Speed	Laptime	Pit
1			1:21.308	112.4	27.924	105.9	2:40.332		6	46.906		1:15.159	113.7	27.330	104.9	2:29.395	
2	47.983		1:18.021	112.8	27.892	106.1	2:33.896		7	47.448		1:16.533	112.8	28.319	102.6	2:32.300	
3	47.857		1:17.272	112.6	27.574	105.7	2:32.703		8	47.884		1:16.042	111.8	27.738	102.6	2:31.664	
4	47.445		1:17.391	113.7	28.528	105.1	2:33.364		9	47.079		1:15.051	111.1	28.089	103.6	2:30.219	
5	47.481		1:15.645	114.5	27.474	105.6	2:30.600		10								

6 Leif Bosson (B)							Brabham BT28										
lap	Sect-1	Speed	Sect-2	Speed	Sect-3	Speed	Laptime	Pit	lap	Sect-1	Speed	Sect-2	Speed	Sect-3	Speed	Laptime	Pit
1			1:18.863	117.3	27.500	109.2	2:38.716		6	46.660		1:15.078	117.9	27.546	108.7	2:29.284	
2	46.744		1:14.561	119.0	27.784	110.3	2:29.089		7	46.301		1:13.919	118.4	27.122	109.6	2:27.342	
3	46.307		1:15.474	117.1	27.748	110.3	2:29.529		8	46.314		1:14.253	118.6	27.226	110.9	2:27.793	
4	46.533		1:16.825	116.7	27.363	110.5	2:30.721		9	46.313		1:13.333	116.9	27.356	108.3	2:27.002	
5	46.248		1:14.113	119.8	27.254	111.5	2:27.615		10								

10 Paul Waine (B)							De Sanctis F3 69										
lap	Sect-1	Speed	Sect-2	Speed	Sect-3	Speed	Laptime	Pit	lap	Sect-1	Speed	Sect-2	Speed	Sect-3	Speed	Laptime	Pit
1			1:14.708	119.0	26.839	109.2	2:32.990		6	45.498		1:12.041	117.3	26.921	108.2	2:24.460	
2	45.675		1:13.189	115.7	26.422	111.5	2:25.286		7	44.928		1:11.516	118.4	26.645	109.8	2:23.089	
3	45.026		1:11.957	115.1	26.355	109.1	2:23.338		8	46.700		1:15.482	110.6	In		2:52.071	P
4	44.873		1:11.677	115.7	26.786	109.6	2:23.336		9	Out		1:12.651	114.9	26.969	106.9	3:26.610	P
5	44.686		1:11.548	118.8	26.559	109.1	2:22.793		10								


11 Ian Bankhurst (B)							Alexis Mk8										
lap	Sect-1	Speed	Sect-2	Speed	Sect-3	Speed	Laptime	Pit	lap	Sect-1	Speed	Sect-2	Speed	Sect-3	Speed	Laptime	Pit
1			1:16.091	113.6	26.901	108.2	2:34.524		4	46.417		1:13.598	112.8	26.949	107.8	2:26.964	
2	45.348		1:12.830	115.9	26.629	108.5	2:24.807		5	45.514		1:17.707	102.1	In		2:42.174	P
3	47.551		1:13.815	113.4	26.969	108.7	2:28.335		6								

14 Jonathan Milicevic (B)							Brabham BT21B										
lap	Sect-1	Speed	Sect-2	Speed	Sect-3	Speed	Laptime	Pit	lap	Sect-1	Speed	Sect-2	Speed	Sect-3	Speed	Laptime	Pit
1			1:09.523	124.3	25.983	111.3	2:20.271		6	43.473		1:09.053	121.1	25.777	110.5	2:18.303	
2	43.876		1:10.296	120.3	25.927	111.8	2:20.099		7	43.349		1:08.840	120.9	25.880	110.2	2:18.069	
3	43.979		1:10.163	120.3	26.146	110.2	2:20.288		8	43.406		1:09.562	119.8	26.629	109.2	2:19.597	
4	44.111		1:10.131	119.6	26.119	110.9	2:20.361		9	44.477		1:11.712	119.4	26.425	109.8	2:22.614	
5	43.660		1:09.050	120.9	25.604	111.3	2:18.314		10								

16 Mark Linstone (B)							Brabham BT21										
lap	Sect-1	Speed	Sect-2	Speed	Sect-3	Speed	Laptime	Pit	lap	Sect-1	Speed	Sect-2	Speed	Sect-3	Speed	Laptime	Pit
1			1:17.900	112.4	27.567	105.2	2:36.223		5	46.430		1:14.565	115.7	27.178	105.9	2:28.173	
2	46.493		1:16.234	115.1	27.323	105.7	2:30.050		6	46.706		1:16.117	117.5	27.243	105.9	2:30.066	
3	46.419		1:16.201	113.6	27.715	107.6	2:30.335		7	46.431		1:14.359	116.9	27.063	108.0	2:27.853	
4	46.714		1:16.080	114.9	27.556	106.2	2:30.350		8								

25 Andrew Hibberd (B)							Brabham BT18										
lap	Sect-1	Speed	Sect-2	Speed	Sect-3	Speed	Laptime	Pit	lap	Sect-1	Speed	Sect-2	Speed	Sect-3	Speed	Laptime	Pit
1			1:09.660	119.4	30.888	110.3	2:25.043		6	43.206		1:08.798	115.7	26.123	108.3	2:18.127	
2	44.346		1:10.452	119.8	26.127	110.5	2:20.925		7	43.626		1:09.333	118.1	26.355	109.2	2:19.314	
3	43.916		1:09.224	119.8	26.045	110.5	2:19.185		8	44.223		1:10.988	91.9	27.468	108.7	2:22.679	
4	43.769		1:08.523	120.5	25.954	111.5	2:18.246		9	45.142		1:12.795	96.4	27.541	104.2	2:25.478	
5	43.534		1:08.495	122.0	26.162	110.5	2:18.191		10								

26 Steve Seaman (B)							Brabham BT21										
lap	Sect-1	Speed	Sect-2	Speed	Sect-3	Speed	Laptime	Pit	lap	Sect-1	Speed	Sect-2	Speed	Sect-3	Speed	Laptime	Pit
1			1:16.856	112.0	27.517	110.0	2:33.413		6	45.562		1:11.554	119.2	26.792	108.7	2:23.908	
2	46.273		1:15.268	118.1	26.856	109.4	2:28.397		7	45.137		1:12.732	114.7	26.934	108.9	2:24.803	
3	46.062		1:14.144	116.9	26.831	110.0	2:27.037		8	44.764		1:11.697	116.5	26.742	108.2	2:23.203	
4	46.278		1:13.763	119.2	26.777	109.6	2:26.818		9	45.405		1:11.805	114.5	26.841	107.3	2:24.051	
5	45.418		1:12.342	119.2	26.664	108.5	2:24.424		10								



Session Start: 15:55:04 - Finish: 16:16:01

Weather/Track Conditions: Bright / Dry

Circuit: Silverstone Historic Grand Prix

Track Length: 5.857 Km - 3.6394 miles

Silverstone International Trophy - 20 - 21 May 2017

Historic Formula 3

Race 13 - Sector Analysis

34 Jim Blockley (B)							Brabham BT21B-16										
lap	Sect-1	Speed	Sect-2	Speed	Sect-3	Speed	Laptime	Pit	lap	Sect-1	Speed	Sect-2	Speed	Sect-3	Speed	Laptime	Pit
1			1:15.460	115.1	27.365	106.9	2:31.271		6	45.204		1:11.548	116.5	26.723	108.3	2:23.475	
2	46.747		1:13.001	115.7	26.990	107.3	2:26.738		7	44.937		1:11.186	118.6	26.715	108.2	2:22.838	
3	45.340		1:12.339	116.3	26.766	109.2	2:24.445		8	45.027		1:11.845	117.3	26.980	106.8	2:23.852	
4	44.565		1:12.163	119.6	26.702	108.9	2:23.430		9				118.1	26.923	108.3	2:23.956	
5	45.541		1:11.836	116.9	26.770	108.0	2:24.147		10								

46 Steve Smith (B)							Chevron B15										
lap	Sect-1	Speed	Sect-2	Speed	Sect-3	Speed	Laptime	Pit	lap	Sect-1	Speed	Sect-2	Speed	Sect-3	Speed	Laptime	Pit
1			1:11.716	120.5	26.817	112.0	2:24.342		5	44.678		1:11.568	120.9	26.373	111.7	2:22.619	
2	44.956		1:11.008	122.7	26.020	114.8	2:21.984		6	44.607		1:10.593	121.6	26.374	112.0	2:21.574	
3	44.615		1:10.896	120.5	26.584	112.0	2:22.095		7	44.632		1:10.351	120.9	26.529	110.3	2:21.512	
4	45.315		1:11.242	120.3	26.572	111.7	2:23.129		8								

50 Jim Timms (B)							Brabham BT21B										
lap	Sect-1	Speed	Sect-2	Speed	Sect-3	Speed	Laptime	Pit	lap	Sect-1	Speed	Sect-2	Speed	Sect-3	Speed	Laptime	Pit
1			1:15.020	115.3	27.290	104.7	2:32.030		6	46.870		1:13.826	112.8	27.158	103.1	2:27.854	
2	46.280		1:13.624	113.4	27.304	107.8	2:27.208		7	47.019		1:14.584	112.8	27.279	103.2	2:28.882	
3	46.090		1:13.754	112.0	27.554	104.7	2:27.398		8	47.193		1:14.600	111.3	27.374	102.9	2:29.167	
4	48.130		1:13.923	113.2	28.499	103.6	2:30.552		9	47.079		1:15.948	111.3	27.555	102.6	2:30.582	
5	46.858		1:13.875	112.0	27.160	103.6	2:27.893		10								


63 Christoph Widmer (B)							Brabham BT18A										
lap	Sect-1	Speed	Sect-2	Speed	Sect-3	Speed	Laptime	Pit	lap	Sect-1	Speed	Sect-2	Speed	Sect-3	Speed	Laptime	Pit
1			1:12.755	114.7	27.083	107.6	2:26.996		6	45.828		1:12.383	114.3	27.157	105.7	2:25.368	
2	45.606		1:12.484	114.5	27.143	106.4	2:25.233		7	46.372		1:13.187	113.9	27.175	105.1	2:26.734	
3	45.784		1:12.878	112.6	27.028	105.7	2:25.690		8	46.346		1:13.756	113.0	27.188	104.9	2:27.290	
4	46.093		1:15.026	113.6	27.246	109.6	2:28.365		9	46.548		1:12.890	114.5	27.119	105.6	2:26.557	
5	45.453		1:12.802	115.7	27.034	106.2	2:25.289		10								

65 Peter Thompson (B)							Brabham BT21										
lap	Sect-1	Speed	Sect-2	Speed	Sect-3	Speed	Laptime	Pit	lap	Sect-1	Speed	Sect-2	Speed	Sect-3	Speed	Laptime	Pit
1				118.1	26.516	111.5	2:27.379		6				119.4	26.348	109.8	2:21.244	
2				117.3	26.471	110.3	2:22.457		7				120.3	26.529	109.6	2:21.185	
3				116.5	26.518	109.1	2:22.825		8				116.1	26.785	108.2	2:23.645	
4				117.1	26.347	110.0	2:22.229		9				116.1	26.854	103.6	2:25.222	
5				119.4	26.473	108.9	2:21.639		10								

77 Francois Derossi (B)							Chevron B17										
lap	Sect-1	Speed	Sect-2	Speed	Sect-3	Speed	Laptime	Pit	lap	Sect-1	Speed	Sect-2	Speed	Sect-3	Speed	Laptime	Pit
1			1:12.262	112.0	26.846	107.3	2:25.334		6	45.704		1:12.516	112.4	26.832	103.9	2:25.052	
2	45.219		1:10.953	115.1	26.486	105.7	2:22.658		7	46.223		1:12.195	110.0	26.922	103.6	2:25.340	
3	44.912		1:14.317	112.2	26.757	105.1	2:25.986		8	45.747		1:11.773	114.9	26.790	108.3	2:24.310	
4	45.298		1:12.267	110.9	26.809	104.1	2:24.374		9	45.616		1:11.989	114.1	26.535	108.9	2:24.140	
5	46.196		1:12.270	112.6	26.843	103.7	2:25.309		10								

82 Marcus Mussa (B)							Tecno F3										
lap	Sect-1	Speed	Sect-2	Speed	Sect-3	Speed	Laptime	Pit	lap	Sect-1	Speed	Sect-2	Speed	Sect-3	Speed	Laptime	Pit
1			1:17.139	112.8	28.034	108.5	2:37.068		6	46.990		1:14.060	114.7	27.262	105.7	2:28.312	
2	46.924		1:15.159	115.3	27.386	109.4	2:29.469		7	46.957		1:14.139	113.0	27.642	105.6	2:28.738	
3	46.182		1:16.047	112.8	27.608	106.8	2:29.837		8	46.916		1:13.909	113.9	27.552	106.4	2:28.377	
4	46.935		1:15.841	113.6	27.199	106.4	2:29.975		9	47.188		1:13.626	116.7	27.174	107.8	2:27.988	
5	46.884		1:13.732	114.7	27.355	106.2	2:27.971		10								

87 Peter Barclay (B)							Brabham BT15										
lap	Sect-1	Speed	Sect-2	Speed	Sect-3	Speed	Laptime	Pit	lap	Sect-1	Speed	Sect-2	Speed	Sect-3	Speed	Laptime	Pit
1			1:19.201	110.7	28.622	102.9	2:41.128		4	47.503		1:17.883	112.2	27.916	105.7	2:33.302	
2	47.226		1:16.564	113.7	28.610	105.9	2:32.400		5	47.172		1:16.742	113.0	27.985	105.2	2:31.899	
3	47.770		1:17.204	112.0	27.608	106.1	2:32.582		6	47.209		1:15.655	116.1	28.003	105.9	2:30.867	



Session Start: 15:55:04 - Finish: 16:16:01
Weather/Track Conditions: Bright / Dry
Circuit: Silverstone Historic Grand Prix
Track Length: 5.857 Km - 3.6394 miles

Silverstone International Trophy - 20 - 21 May 2017

Historic Formula 3

Race 13 - Sector Analysis


88 Michael Scott (B)							Brabham BT28										
lap	Sect-1	Speed	Sect-2	Speed	Sect-3	Speed	Laptime	Pit	lap	Sect-1	Speed	Sect-2	Speed	Sect-3	Speed	Laptime	Pit
1			1:20.439	112.0	26.685	110.2	2:34.991		6	45.421		1:12.582	116.9	26.456	107.8	2:24.459	
2	45.523		1:13.819	116.1	26.770	109.6	2:26.112		7	45.253		1:12.842	115.3	26.508	107.3	2:24.603	
3	45.635		1:13.974	116.9	26.500	110.3	2:26.109		8	44.969		1:11.915	117.9	26.299	109.2	2:23.183	
4	46.285		1:13.980	115.3	26.742	108.2	2:27.007		9	45.712		1:11.916	114.7	26.386	108.3	2:24.014	
5	45.229		1:13.148	115.9	26.294	108.2	2:24.671		10								

89 Mark Pangborn (B)							Brabham BT28										
lap	Sect-1	Speed	Sect-2	Speed	Sect-3	Speed	Laptime	Pit	lap	Sect-1	Speed	Sect-2	Speed	Sect-3	Speed	Laptime	Pit

96 Keith Messer (B)							Vesey Ford										
lap	Sect-1	Speed	Sect-2	Speed	Sect-3	Speed	Laptime	Pit	lap	Sect-1	Speed	Sect-2	Speed	Sect-3	Speed	Laptime	Pit
1			1:17.207	113.4	28.042	108.0	2:36.770		6	46.299		1:13.366	115.9	26.614	108.0	2:26.279	
2	46.005		1:14.975	115.3	26.853	108.0	2:27.833		7	46.433		1:12.846	115.5	26.884	107.6	2:26.163	
3	45.835		1:13.656	115.1	26.841	107.8	2:26.332		8	45.978		1:13.672	114.7	26.779	106.9	2:26.429	
4	45.629		1:13.251	116.9	27.444	105.4	2:26.324		9	47.242		1:13.961	114.7	26.824	107.8	2:28.027	
5	46.184		1:12.998	115.1	26.690	107.6	2:25.872		10								

99 Paul Kite (B)							Brabham BT21										
lap	Sect-1	Speed	Sect-2	Speed	Sect-3	Speed	Laptime	Pit	lap	Sect-1	Speed	Sect-2	Speed	Sect-3	Speed	Laptime	Pit
1			1:17.721	109.8	27.895	106.1	2:36.631		6	46.833		1:14.449	114.3	26.885	106.4	2:28.167	
2	46.894		1:16.179	114.9	27.486	105.7	2:30.559		7	46.342		1:14.668	115.7	26.784	107.1	2:27.794	
3	46.679		1:15.737	113.6	28.035	108.7	2:30.451		8	46.743		1:14.326	113.4	27.064	104.9	2:28.133	
4	46.879		1:16.077	111.8	27.804	107.1	2:30.760		9	46.486		1:14.252	112.0	27.122	99.2	2:27.860	
5	48.383		1:13.810	113.4	27.038	104.7	2:29.231		10								

111 James Claridge (B)							Tecno F3										
lap	Sect-1	Speed	Sect-2	Speed	Sect-3	Speed	Laptime	Pit	lap	Sect-1	Speed	Sect-2	Speed	Sect-3	Speed	Laptime	Pit
1			1:14.358	118.1	27.142	110.3	2:31.870		6	44.662		1:11.671	119.0	27.173	108.5	2:23.506	
2	45.756		1:11.868	117.7	27.158	109.2	2:24.782		7	44.838		1:11.911	119.6	27.151	109.6	2:23.900	
3	44.845		1:11.351	117.5	27.008	110.0	2:23.204		8	44.911		1:11.556	118.1	27.156	108.3	2:23.623	
4	44.704		1:12.339	116.7	27.240	108.9	2:24.283		9	45.401		1:11.741	117.5	27.013	108.9	2:24.155	
5	44.944		1:11.194	119.2	26.743	108.9	2:22.881		10								




Session Start: 15:55:04 - Finish: 16:16:01
Weather/Track Conditions: Bright / Dry
Circuit: Silverstone Historic Grand Prix
Track Length: 5.857 Km - 3.6394 miles

Silverstone International Trophy - 20 - 21 May 2017

Historic Formula 3

Race 13 - Best Sector Times

	SECTOR 1			SECTOR 2			SECTOR 3			IDEAL / BEST LAP COMPARISON					
	NO	TIME	LAP	NO	TIME	LAP	NO	TIME	LAP	NO	NAME	BEST	IN	IDEAL	DIFF
1	25	43.206	6	25	1:08.495	5	14	25.604	5	14	Jonathan Milicevic	2:18.069	7	2:17.793	+0.276
2	14	43.349	7	14	1:08.840	7	25	25.954	4	25	Andrew Hbberd	2:18.127	6	2:17.655	+0.472
3	34	44.565	4	46	1:10.351	7	46	26.020	2	65	Peter Thompson	2:21.185	7		+
4	46	44.607	6	77	1:10.953	2	88	26.294	5	77	Francois Derossi	2:22.658	2	2:22.351	+0.307
5	111	44.662	6	34	1:11.186	7	65	26.347	4	10	Paul Waine	2:22.793	5	2:22.557	+0.236
6	10	44.686	5	111	1:11.194	5	10	26.355	3	34	Jim Blockley	2:22.838	7	2:22.453	+0.385
7	26	44.764	8	10	1:11.516	7	77	26.486	2	111	James Claridge	2:22.881	5	2:22.599	+0.282
8	77	44.912	3	26	1:11.554	6	96	26.614	6	88	Michael Scott	2:23.183	8	2:23.178	+0.005
9	88	44.969	8	88	1:11.915	8	11	26.629	2	26	Steve Seaman	2:23.203	8	2:22.982	+0.221
10	11	45.348	2	63	1:12.383	6	26	26.664	5	63	Christoph Widmer	2:25.233	2	2:24.864	+0.369
11	63	45.453	5	11	1:12.830	2	34	26.702	4	96	Keith Messer	2:25.872	5	2:25.089	+0.783
12	96	45.629	4	96	1:12.846	7	111	26.743	5	6	Leif Bosson	2:27.002	9	2:26.703	+0.299
13	50	46.090	3	6	1:13.333	9	99	26.784	7	50	Jim Timms	2:27.208	2	2:26.872	+0.336
14	82	46.182	3	50	1:13.624	2	63	27.028	3	99	Paul Kite	2:27.794	7	2:26.936	+0.858
15	6	46.248	5	82	1:13.626	9	16	27.063	7	82	Marcus Mussa	2:27.971	5	2:26.982	+0.989
16	99	46.342	7	99	1:13.810	5	6	27.122	7	2	Barry Sew ell	2:29.395	6	2:29.287	+0.108
17	16	46.419	3	16	1:14.359	7	50	27.158	6	46	Steve Smith	2:21.512	7	2:20.978	+0.534
18	87	46.887	7	2	1:15.051	9	82	27.174	9	11	Ian Bankhurst	2:24.807	2	2:24.807	+0.000
19	2	46.906	6	87	1:15.215	7	2	27.330	6	16	Mark Linstone	2:27.853	7	2:27.841	+0.012
20	65			65			87	27.608	3	87	Peter Barclay	2:30.867	6	2:29.710	+1.157
21	89			89			89			89	Mark Pangborn				+



Session Start: 15:55:04 - Finish: 16:16:01
Weather/Track Conditions: Bright / Dry
Circuit: Silverstone Historic Grand Prix
Track Length: 5.857 Km - 3.6394 miles




Silverstone International Trophy - 20 - 21 May 2017

Historic Formula 3

Race 13 - Best Sector Speeds

	NO	SECTOR 1	MPH	NO	SECTOR 2	MPH	NO	SECTOR 3	MPH
1		NO SPEED TRAP		14	Jonathan Milicevic	124.3	46	Steve Smith	114.8
2				46	Steve Smith	122.7	14	Jonathan Milicevic	111.8
3				25	Andrew Hbberd	122.0	6	Leif Bosson	111.5
4				65	Peter Thompson	120.3	10	Paul Waine	111.5
5				6	Leif Bosson	119.8	25	Andrew Hbberd	111.5
6				34	Jim Blockley	119.6	65	Peter Thompson	111.5
7				111	James Claridge	119.6	88	Michael Scott	110.3
8				26	Steve Seaman	119.2	111	James Claridge	110.3
9				10	Paul Waine	119.0	26	Steve Seaman	110.0
10				88	Michael Scott	117.9	63	Christoph Widmer	109.6
11				16	Mark Linstone	117.5	82	Marcus Mussa	109.4
12				96	Keith Messer	116.9	34	Jim Blockley	109.2
13				82	Marcus Mussa	116.7	77	Francois Derossi	108.9
14				87	Peter Barclay	116.1	11	Ian Bankhurst	108.7
15				11	Ian Bankhurst	115.9	99	Paul Kite	108.7
16				63	Christoph Widmer	115.7	16	Mark Linstone	108.0
17				99	Paul Kite	115.7	96	Keith Messer	108.0
18				50	Jim Timms	115.3	50	Jim Timms	107.8
19				77	Francois Derossi	115.1	2	Barry Sew ell	106.1
20				2	Barry Sew ell	114.5	87	Peter Barclay	106.1
21				89	Mark Pangborn	0.0	89	Mark Pangborn	0.0



Session Start: 15:55:04 - Finish: 16:16:01
Weather/Track Conditions: Bright / Dry
Circuit: Silverstone Historic Grand Prix
Track Length: 5.857 Km - 3.6394 miles

Silverstone International Trophy - 20 - 21 May 2017

Historic Formula 3

Race 13 - Lap Chart

Lap 1			Lap 2			Lap 3			Lap 4			Lap 5			Lap 6		
NO	Behind	Laptime	NO	Behind	Laptime	NO	Behind	Laptime	NO	Behind	Laptime	NO	Behind	Laptime	NO	Behind	Laptime
14		2:20.271	14		2:20.099	14		2:20.288	14		2:20.361	14		2:18.314	14		2:18.303
46	4.071	2:24.342	25	5.598	2:20.925	25	4.495	2:19.185	25	2.380	2:18.246	25	2.257	2:18.191	25	2.081	2:18.127
25	4.772	2:25.043	46	5.956	2:21.984	46	7.763	2:22.095	46	10.531	2:23.129	46	14.836	2:22.619	46	18.107	2:21.574
77	5.063	2:25.334	77	7.622	2:22.658	65	12.003	2:22.825	65	13.871	2:22.229	65	17.196	2:21.639	65	20.137	2:21.244
63	6.725	2:26.996	65	9.466	2:22.457	77	13.320	2:25.986	77	17.333	2:24.374	77	24.328	2:25.309	77	31.077	2:25.052
65	7.108	2:27.379	63	11.859	2:25.233	63	17.261	2:25.690	111	23.120	2:24.283	111	27.687	2:22.881	111	32.890	2:23.506
34	11.000	2:31.271	111	16.282	2:24.782	111	19.198	2:23.204	10	23.931	2:23.336	10	28.410	2:22.793	10	34.567	2:24.460
111	11.599	2:31.870	34	17.639	2:26.738	10	20.956	2:23.338	34	24.865	2:23.430	34	30.698	2:24.147	34	35.870	2:23.475
50	11.759	2:32.030	10	17.906	2:25.286	34	21.796	2:24.445	63	25.265	2:28.365	63	32.240	2:25.289	63	39.305	2:25.368
10	12.719	2:32.990	50	18.868	2:27.208	50	25.978	2:27.398	88	33.200	2:27.007	88	39.557	2:24.671	88	45.713	2:24.459
26	13.142	2:33.413	11	18.961	2:24.807	88	26.554	2:26.109	11	33.611	2:26.964	26	40.756	2:24.424	26	46.361	2:23.908
11	14.253	2:34.524	88	20.733	2:26.112	11	27.008	2:28.335	26	34.646	2:26.818	96	43.798	2:25.872	96	51.774	2:26.279
88	14.720	2:34.991	26	21.440	2:28.397	26	28.189	2:27.037	50	36.169	2:30.552	50	45.748	2:27.893	50	55.299	2:27.854
16	15.952	2:36.223	96	24.233	2:27.833	96	30.277	2:26.332	96	36.240	2:26.324	82	54.987	2:27.971	82	1:04.996	2:28.312
99	16.360	2:36.631	16	25.903	2:30.050	82	35.716	2:29.837	82	45.330	2:29.975	16	55.798	2:28.173	6	1:07.318	2:29.284
96	16.499	2:36.770	82	26.167	2:29.469	16	35.950	2:30.335	16	45.939	2:30.350	6	56.337	2:27.615	16	1:07.561	2:30.066
82	16.797	2:37.068	99	26.820	2:30.559	6	36.676	2:29.529	6	47.036	2:30.721	11	57.471	2:42.174	99	1:08.163	2:28.167
6	18.445	2:38.716	6	27.435	2:29.089	99	36.983	2:30.451	99	47.382	2:30.760	99	58.299	2:29.231	2	1:22.654	2:29.395
2	20.061	2:40.332	87	33.158	2:32.400	87	45.452	2:32.582	87	58.393	2:33.302	2	1:11.562	2:30.600	87	1:24.542	2:30.867
87	20.857	2:41.128	2	33.858	2:33.896	2	46.273	2:32.703	2	59.276	2:33.364	87	1:11.978	2:31.899			

Session Start: 15:55:04 - Finish: 16:16:01
Weather/Track Conditions Bright / Dry
Circuit: Silverstone Historic Grand Prix
Track Length: 5.857 Km - 3.6394 miles

Silverstone International Trophy - 20 - 21 May 2017

Historic Formula 3

Race 13 - Lap Chart

Lap 7			Lap 8			Lap 9		
NO	Behind	Laptime	NO	Behind	Laptime	NO	Behind	Laptime
14		2:18.069	14		2:19.597	14		2:22.614
25	3.326	2:19.314	25	6.408	2:22.679	25	9.272	2:25.478
46	21.550	2:21.512	65	27.301	2:23.645	65	29.909	2:25.222
65	23.253	2:21.185	111	42.747	2:23.623	111	44.288	2:24.155
77	38.348	2:25.340	77	43.061	2:24.310	77	44.587	2:24.140
111	38.721	2:23.900	34	44.894	2:23.852	34	46.236	2:23.956
10	39.587	2:23.089	63	55.663	2:27.290	88	57.233	2:24.014
34	40.639	2:22.838	88	55.833	2:23.183	26	58.138	2:24.051
63	47.970	2:26.734	26	56.701	2:23.203	63	59.606	2:26.557
88	52.247	2:24.603	96	1:06.700	2:26.429	96	1:12.113	2:28.027
26	53.095	2:24.803	10	1:12.061	2:52.071	50	1:23.650	2:30.582
96	59.868	2:26.163	50	1:15.682	2:29.167	6	1:29.175	2:27.002
50	1:06.112	2:28.882	82	1:24.445	2:28.377	82	1:29.819	2:27.988
82	1:15.665	2:28.738	6	1:24.787	2:27.793	99	1:31.670	2:27.860
6	1:16.591	2:27.342	99	1:26.424	2:28.133	2	1:56.557	2:30.219
16	1:17.345	2:27.853	2	1:48.952	2:31.664	10	2:16.057	3:26.610
99	1:17.888	2:27.794						
2	1:36.885	2:32.300						

Session Start: 15:55:04 - Finish: 16:16:01
Weather/Track Conditions Bright / Dry
Circuit: Silverstone Historic Grand Prix
Track Length: 5.857 Km - 3.6394 miles

Silverstone International Trophy - 20 - 21 May 2017

Pre 80 Endurance Challenge Series

Race 14 - Classification

Sheet No:

POS	NO	DRIVER/S	CLASS	CLASS POS	CAR MAKE / MODEL	TIME	LAPS	GAP	DIFF	MPH	BEST	ON
1	19	Andrew Kirkaldy	SP1	1	Chevron B19	1:00:58.95	28	-- 28 laps		100.2	2:05.300	23
2	44	Philip Hall	SP1	2	Lola T212	1:02:18.11	28	1:19.155	1:19.155	98.13	2:08.327	20
3	34	Schryver J-Schryver A	SP3	1	Chevron B26	1:01:02.84	27	-- 27 laps	54.285	96.57	2:08.667	11
4	21	Robert Parker	SP3	2	Osella PA5	1:01:04.57	27	1.733	1.733	96.53	2:10.383	22
5	88	Kevin Cooke	SP3	3	Royale RP17	1:02:55.64	27	1:52.803	1:51.070	93.69	2:13.708	23
6	59	Beebee-Brooks	SP1	3	Chevron B8	1:02:10.40	26	-- 26 laps	1:31.340	91.31	2:17.192	26
7	12	Peter Hallford	GT1	1	Chevrolet Corvette	1:03:17.34	26	1:06.943	1:06.943	89.70	2:19.323	9
8	72	Jonathan Loader	S20	1	Tiga SC80	1:01:04.37	25	-- 25 laps	10.196	89.38	2:21.112	5
9	127	Balchin-Hoad	S20	2	March 84S	1:01:10.36	25	5.989	5.989	89.24	2:18.013	14
10	17	Clive Steeper	S20	3	Tiga SC80	1:01:11.52	25	7.146	1.157	89.21	2:20.288	22
11	26	George Douglas	SP1	4	Martin BM9	1:01:50.11	25	45.745	38.599	88.28	2:19.121	2
12	4	Taylor-Wareing	SP2	1	McLaren M6B	1:01:10.64	24	-- 24 laps	1:45.344	85.66	2:18.938	20
13	23	Ross Hyett	GT1	2	Chevron B16	1:01:11.86	24	1.218	1.218	85.63	2:20.569	13
14	79	Andreas Floth	S20	4	Lola T492	1:02:48.10	24	1:37.454	1:36.236	83.44	2:27.741	23
15	52	Storer-Donn	S20	5	Chevron B52	1:02:55.61	24	1:44.962	7.508	83.28	2:26.620	19

----- NOT CLASSIFIED -----

DNF 24	Vic Nutter	SP3	Osella PA3	59:16.234	25	-- 25 laps			92.10	2:11.583	11
DNF 9	Smith Hilliard-Padmore	SP1	Chevron B19	44:50.978	20	-- 20 laps			97.38	2:05.685	18
DNF 150	Brooks B-Brooks V	INV	Lola T212	38:20.808	16	-- 16 laps	1:55.225		91.11	2:14.898	11
DNF 14	Spiers-Hetherington	SP3	Osella PA3	49:01.052	16	10:40.244	10:40.24		71.27	2:10.834	14
DNF 45	Alec Hammond	SP1	Chevron B8	33:51.235	14	-- 14 laps			90.30	2:22.325	10
DNF 1	Voyazides-Hadfield	SP4	Lola T282	27:04.416	12	-- 12 laps			96.78	2:06.329	5
DNF 60	John Burton	SP3	Chevron B26	12:45.708	6	-- 6 laps --			102.6	2:05.747	6
DNF 49	Norris-Lucas	S20	Tiga SC84	33:51.259	5	-- 5 laps --	23:11.29		32.25	2:28.359	2
DNF 16	David Alborough	SP3	Osella PA2	7:22.913	3	-- 3 laps --			88.74	2:23.260	3
DNF 27	John Sheldon	SP1	Chevron B16	2:58.476	1	-- 1 laps --		23.836	73.41		
DNF 73	David Axisa	S20	Tiga SC79								

----- FASTEST LAP SUMMARY -----

NO	DRIVER/S	CLASS	CAR MAKE / MODEL	FASTEST LAP	ON	MPH
19	Andrew Kirkaldy	SP1	Chevron B19	2:05.300	23	104.56
60	John Burton	SP3	Chevron B26	2:05.747	6	104.19
1	Voyazides-Hadfield	SP4	Lola T282	2:06.329	5	103.71
150	Brooks B-Brooks V	INV	Lola T212	2:14.898	11	97.12
127	Balchin-Hoad	S20	March 84S	2:18.013	14	94.93
4	Taylor-Wareing	SP2	McLaren M6B	2:18.938	20	94.30
12	Peter Hallford	GT1	Chevrolet Corvette	2:19.323	9	94.04

Car 44 - short pit stop - drive through penalty applied.

Session Start: 16:28:05 - Finish: 17:29:02

Weather/Track Conditions: Bright / Dry

Circuit: Silverstone Historic Grand Prix

Track Length: 5.857 Km - 3.6394 miles

These results are provisional until the conclusion of any judicial and technical matters.

Clerk of the Course:	Timekeeper:	Issued at:
Julian Floyd	Nick Palmer	

Silverstone International Trophy - 20 - 21 May 2017

Pre 80 Endurance Challenge Series

Race 14 - Sector Analysis


1 Voyazides-Hadfield (SP4)							Lola T282										
Lap	Sect-1	Speed	Sect-2	Speed	Sect-3	Speed	Laptime	Pit	Lap	Sect-1	Speed	Sect-2	Speed	Sect-3	Speed	Laptime	Pit
1			1:05.955	138.7	24.244	140.2	2:12.110		7	38.645		1:04.609	137.2	24.525	141.7	2:07.779	
2	39.361		1:04.581	139.2	25.233	139.0	2:09.175		8	39.801		1:04.907	141.9	24.045	144.9	2:08.753	
3	39.420		1:04.627	137.5	24.154	142.7	2:08.201		9	38.538		1:03.811	142.8	24.198	141.7	2:06.547	
4	38.576		1:04.018	141.6	24.129	142.7	2:06.723		10	39.153		1:04.127	139.5	24.437	137.3	2:07.717	
5	38.880		1:03.773	138.7	23.676	143.0	2:06.329		11	38.581		1:06.646	124.3	In		2:14.606	P
6	38.830		1:05.533	142.2	24.262	140.2	2:08.625		12	Out		1:05.944	139.2	24.309	137.9	3:27.851	P

4 Taylor-Wareing (SP2)							McLaren M6B										
Lap	Sect-1	Speed	Sect-2	Speed	Sect-3	Speed	Laptime	Pit	Lap	Sect-1	Speed	Sect-2	Speed	Sect-3	Speed	Laptime	Pit
1			1:17.479	122.5	27.466	114.4	2:36.987		13	46.808		1:14.489	121.8	26.343	127.7	2:27.640	
2	46.307		1:17.984	117.9	26.960	118.9	2:31.251		14	44.834		1:16.355	106.5	26.807	123.6	2:27.996	
3	47.267		1:16.261	128.3	26.620	118.7	2:30.148		15	45.821		1:13.202	129.1	26.070	127.2	2:25.093	
4	45.329		1:16.609	127.1	27.059	120.5	2:28.997		16	44.185		1:12.132	112.4	26.485	127.5	2:22.802	
5	45.603		1:16.081	134.2	26.648	116.8	2:28.332		17	43.679		1:10.936	132.6	26.464	129.2	2:21.079	
6	46.490		1:19.855	130.8	27.519	111.7	2:33.864		18	44.466		1:11.088	121.1	26.063	123.6	2:21.617	
7	47.375		1:16.702	131.6	27.221	110.7	2:31.298		19	43.351		1:12.833	140.1	25.205	121.6	2:21.389	
8	45.723		1:18.692	113.9	28.023	108.0	2:32.438		20	43.139		1:10.355	138.9	25.444	125.0	2:18.938	
9	46.674		1:17.444	126.1	In		2:46.471	P	21	43.140		1:11.511	131.6	26.064	126.5	2:20.715	
10	Out		1:17.022	121.4	27.269	123.9	4:36.188	P	22	42.883		1:12.734	132.6	25.988	122.9	2:21.605	
11	46.483		1:17.537	117.9	26.982	126.0	2:31.002		23	45.076		1:12.135	130.3	26.071	123.6	2:23.282	
12	45.420		1:14.187	126.1	26.558	125.7	2:26.165		24	45.710		1:12.853	110.4	26.788	120.5	2:25.351	

9 Smith Hilliard-Padmore (SP1)							Chevron B19										
Lap	Sect-1	Speed	Sect-2	Speed	Sect-3	Speed	Laptime	Pit	Lap	Sect-1	Speed	Sect-2	Speed	Sect-3	Speed	Laptime	Pit
1			1:08.055	136.7	25.034	127.2	2:17.900		11	40.377		1:05.196	140.7	24.374	129.5	2:09.947	
2	40.623		1:06.087	139.8	24.548	129.0	2:11.258		12	41.014		1:06.126	139.5	24.310	128.7	2:11.450	
3	40.956		1:05.897	139.2	24.531	128.7	2:11.384		13	40.641		1:05.043	139.8	24.664	128.2	2:10.348	
4	40.586		1:05.223	141.0	24.328	128.4	2:10.137		14	40.610		1:05.162	140.4	In		2:15.479	P
5	40.523		1:05.933	138.1	24.345	129.0	2:10.801		15	Out		1:04.887	142.2	23.731	131.3	3:35.177	P
6	40.818		1:06.057	139.5	24.151	128.7	2:11.026		16	39.478		1:03.429	144.0	23.780	130.2	2:06.687	
7	40.677		1:05.671	140.1	24.223	129.2	2:10.571		17	39.030		1:03.057	143.4	23.825	130.0	2:05.912	
8	40.303		1:06.263	141.0	24.206	127.9	2:10.772		18	38.846		1:02.927	144.3	23.912	130.0	2:05.685	
9	40.917		1:05.825	138.4	24.542	128.4	2:11.284		19	38.960		1:03.784	144.3	24.109	129.7	2:06.853	
10	41.796		1:05.187	140.7	24.379	128.4	2:11.362		20	39.096		1:03.496	141.6	24.353	130.0	2:06.945	

12 Peter Hallford (GT1)							Chevrolet Corvette										
Lap	Sect-1	Speed	Sect-2	Speed	Sect-3	Speed	Laptime	Pit	Lap	Sect-1	Speed	Sect-2	Speed	Sect-3	Speed	Laptime	Pit
1			1:11.125	130.8	27.416	124.8	2:25.841		14	45.208		1:12.127	134.2	27.100	127.0	2:24.435	
2	42.936		1:12.075	127.1	26.514	132.1	2:21.525		15	44.071		1:11.299	138.1	26.756	127.7	2:22.126	
3	42.658		1:10.535	125.7	27.222	128.7	2:20.415		16	43.616		1:11.537	130.6	In		2:28.668	P
4	43.331		1:11.362	129.1	26.976	130.2	2:21.669		17	Out		1:14.423	125.7	27.482	127.5	3:51.873	P
5	43.029		1:10.656	129.8	26.243	130.2	2:19.928		18	44.341		1:11.854	128.1	26.954	128.4	2:23.149	
6	42.614		1:11.538	131.1	26.119	130.7	2:20.271		19	42.959		1:14.876	124.7	27.741	120.9	2:25.576	
7	42.907		1:10.674	138.7	26.248	130.0	2:19.829		20	43.638		1:14.330	132.1	27.222	126.5	2:25.190	
8	42.747		1:10.556	138.1	26.601	129.2	2:19.904		21	44.076		1:12.555	126.4	27.230	126.7	2:23.861	
9	42.626		1:10.422	137.8	26.275	130.0	2:19.323		22	43.753		1:13.259	125.4	27.355	123.2	2:24.367	
10	42.988		1:10.413	133.9	26.395	130.5	2:19.796		23	43.764		1:11.194	137.0	26.565	128.2	2:21.523	
11	42.708		1:11.634	121.8	27.169	127.9	2:21.511		24	44.379		1:11.994	131.1	27.529	119.8	2:23.902	
12	42.733		1:12.919	127.8	27.189	127.2	2:22.841		25	44.435		1:12.666	133.4	27.534	125.3	2:24.635	
13	42.997		1:11.745	133.9	27.278	127.7	2:22.020		26	43.751		1:12.486	125.9	26.928	125.7	2:23.165	

14 Spiers-Hetherington (SP3)							Osella PA3										
Lap	Sect-1	Speed	Sect-2	Speed	Sect-3	Speed	Laptime	Pit	Lap	Sect-1	Speed	Sect-2	Speed	Sect-3	Speed	Laptime	Pit
1			1:07.663	137.0	49.140	113.8	2:41.430		9	Out		1:11.219	124.5	24.981	128.4	4:10.625	P
2	43.276		1:09.948	129.1	25.065	120.2	2:18.289		10	42.312		1:16.156	118.1	In		2:33.201	P
3				135.0	24.492	122.9	2:13.940		11	Out		In	129.8	25.233	128.7	8:00.576	P
4	42.287		1:08.339	127.3	In		2:26.347	P	12	41.198		1:08.791	101.2	In		2:22.958	P
5	Out		1:07.968	135.0	24.567	123.6	2:57.932	P	13	Out		1:09.376	131.3	24.553	128.4	4:46.900	P
6	42.068		1:08.621	132.1	24.596	120.0	2:15.285		14	40.819		1:05.345	125.0	24.670	128.2	2:10.834	
7	41.287		1:09.360	128.1	25.252	124.8	2:15.899		15	41.350		1:07.380	139.5	24.461	128.7	2:13.191	
8	41.399		1:31.872	116.3	In		2:53.101	P	16	40.359		1:23.091	89.4	In		2:40.544	P



Session Start: 16:28:05 - Finish: 17:29:02
Weather/Track Conditions: Bright / Dry
Circuit: Silverstone Historic Grand Prix
Track Length: 5.857 Km - 3.6394 miles

Silverstone International Trophy - 20 - 21 May 2017

Pre 80 Endurance Challenge Series


Race 14 - Sector Analysis

16 David Alborough (SP3)							Osella PA2										
Lap	Sect-1	Speed	Sect-2	Speed	Sect-3	Speed	Laptime	Pit	Lap	Sect-1	Speed	Sect-2	Speed	Sect-3	Speed	Laptime	Pit
1			1:14.579	125.0	26.872	117.4	2:34.640		3	44.960		1:12.149	121.8	26.151	119.1	2:23.260	
2	44.779		1:13.383	120.9	26.851	112.2	2:25.013		4								

17 Clive Steeper (S20)							Tiga SC80										
Lap	Sect-1	Speed	Sect-2	Speed	Sect-3	Speed	Laptime	Pit	Lap	Sect-1	Speed	Sect-2	Speed	Sect-3	Speed	Laptime	Pit
1			1:13.834	116.3	26.945	109.8	2:30.756		14	Out		1:12.224	115.9	27.428	108.7	3:49.949	P
2	46.542		1:13.037	118.1	26.628	109.8	2:26.207		15	44.796		1:11.095	117.9	26.875	108.9	2:22.766	
3	44.705		1:12.541	116.5	26.630	108.5	2:23.876		16	44.323		1:11.087	117.9	26.875	109.4	2:22.285	
4	45.272		1:11.922	116.5	26.443	109.1	2:23.637		17	44.252		1:11.378	118.1	26.989	108.7	2:22.619	
5	44.529		1:10.754	116.7	26.528	109.1	2:21.811		18	44.393		1:10.961	117.7	27.154	108.7	2:22.508	
6	44.385		1:10.914	116.3	26.565	108.7	2:21.864		19	45.586		1:11.050	118.6	26.894	109.1	2:23.530	
7	44.329		1:09.977	117.1	26.577	109.2	2:20.883		20	45.930		1:12.726	118.4	26.691	110.2	2:25.347	
8	44.424		1:10.436	116.7	26.588	109.1	2:21.448		21	43.706		1:10.819	118.6	26.794	108.7	2:21.319	
9	44.311		1:14.890	117.1	26.623	108.9	2:25.824		22	43.809		1:09.914	119.0	26.565	109.4	2:20.288	
10	44.432		1:11.966	117.3	26.855	109.4	2:23.253		23	43.953		1:10.900	119.2	26.761	109.1	2:21.614	
11	44.861		1:12.103	116.9	26.810	109.4	2:23.774		24	44.990		1:11.794	119.6	26.186	112.2	2:22.970	
12	44.410		1:11.040	116.7	27.153	109.1	2:22.603		25	44.210		1:10.125	120.9	26.538	109.8	2:20.873	
13	44.407		1:11.012	116.9	In		2:29.516	P	26								

19 Andrew Kirkaldy (SP1)							Chevron B19										
Lap	Sect-1	Speed	Sect-2	Speed	Sect-3	Speed	Laptime	Pit	Lap	Sect-1	Speed	Sect-2	Speed	Sect-3	Speed	Laptime	Pit
1			1:04.673	136.7	24.147	131.0	2:12.553		15	39.996		1:03.874	143.1	24.078	130.7	2:07.948	
2	40.597		1:03.745	142.8	23.929	131.8	2:08.271		16	39.275		1:03.869	141.6	24.032	130.0	2:07.176	
3	39.080		1:03.339	143.7	24.040	131.0	2:06.459		17	39.536		1:04.224	144.0	In		2:13.279	P
4	39.409		1:04.273	140.1	23.708	130.5	2:07.390		18	Out		1:04.916	142.2	24.117	129.7	3:32.278	P
5	39.004		1:03.318	142.2	23.693	131.5	2:06.015		19	39.256		1:04.050	142.5	24.083	130.5	2:07.389	
6	38.705		1:03.740	143.1	23.590	131.8	2:06.035		20	39.212		1:03.674	139.2	23.892	130.0	2:06.778	
7	38.948		1:06.183	134.8	23.993	130.7	2:09.124		21	38.923		1:03.185	144.0	24.074	130.0	2:06.182	
8	39.636		1:04.563	142.2	23.544	131.0	2:07.743		22	38.939		1:03.514	144.0	23.958	130.2	2:06.411	
9	39.135		1:04.091	142.8	23.644	130.7	2:06.870		23	38.826		1:03.008	143.4	23.466	131.0	2:05.300	
10	38.967		1:04.047	141.3	23.791	131.0	2:06.805		24	39.099		1:03.742	144.3	23.726	131.0	2:06.567	
11	38.936		1:04.060	140.1	23.826	131.0	2:06.822		25	39.109		1:03.782	143.7	23.865	130.5	2:06.756	
12	39.021		1:03.185	142.2	23.682	131.3	2:05.888		26	39.141		1:03.736	144.3	24.245	129.7	2:07.122	
13	38.980		1:03.545	142.5	23.649	131.8	2:06.174		27	40.049		1:04.465	141.9	24.099	130.7	2:08.613	
14	42.093		1:03.856	142.5	24.019	131.0	2:09.968		28	40.654		1:05.475	137.8	24.910	125.5	2:11.039	

21 Robert Parker (SP3)							Osella PA5										
Lap	Sect-1	Speed	Sect-2	Speed	Sect-3	Speed	Laptime	Pit	Lap	Sect-1	Speed	Sect-2	Speed	Sect-3	Speed	Laptime	Pit
1			1:06.643	137.8	24.298	128.7	2:13.783		15	Out		1:05.435	138.7	24.506	125.5	3:29.449	P
2	40.512		1:05.671	133.7	24.375	126.5	2:10.558		16	40.025		1:05.845	138.4	24.738	125.0	2:10.608	
3	40.267		1:06.218	137.2	24.780	126.7	2:11.265		17	40.642		1:06.782	135.3	25.190	124.8	2:12.614	
4	40.915		1:07.280	134.5	25.227	125.0	2:13.422		18	40.479		1:05.745	140.4	24.956	125.7	2:11.180	
5	41.600		1:07.066	135.6	25.485	122.7	2:14.151		19	40.440		1:05.636	138.9	24.816	125.5	2:10.892	
6	41.075		1:06.551	135.6	24.994	125.3	2:12.620		20	40.425		1:05.709	138.1	24.932	125.3	2:11.066	
7	40.771		1:07.108	135.3	24.404	126.0	2:12.283		21	40.848		1:05.153	139.2	25.056	124.3	2:11.057	
8	40.618		1:06.731	136.1	25.250	125.5	2:12.599		22	40.548		1:05.228	139.5	24.607	126.2	2:10.383	
9	40.823		1:06.274	137.0	25.086	124.8	2:12.183		23	41.346		1:05.964	139.2	24.848	126.5	2:12.158	
10	40.848		1:06.268	137.5	24.919	125.0	2:12.035		24	40.447		1:06.575	139.2	24.808	125.3	2:11.830	
11	41.294		1:06.462	138.4	25.020	125.5	2:12.776		25	40.356		1:05.839	140.1	25.232	124.1	2:11.427	
12	40.951		1:07.128	133.7	25.295	125.0	2:13.374		26	41.134		1:05.596	139.5	24.824	126.0	2:11.554	
13	41.244		1:05.857	136.7	24.416	126.0	2:11.517		27	45.806		1:15.892	128.3	28.147	112.6	2:29.845	
14	41.108		1:06.120	137.5	In		2:17.949	P	28								



Session Start: 16:28:05 - Finish: 17:29:02
Weather/Track Conditions: Bright / Dry
Circuit: Silverstone Historic Grand Prix
Track Length: 5.857 Km - 3.6394 miles

Silverstone International Trophy - 20 - 21 May 2017

Pre 80 Endurance Challenge Series


Race 14 - Sector Analysis

23 Ross Hyett (GT1)							Chevron B16										
Lap	Sect-1	Speed	Sect-2	Speed	Sect-3	Speed	Laptime	Pit	Lap	Sect-1	Speed	Sect-2	Speed	Sect-3	Speed	Laptime	Pit
1			1:15.386	118.8	28.119	100.1	2:45.142		13	43.673		1:10.489	131.6	26.407	119.4	2:20.569	
2	45.500		1:11.833	125.0	26.888	118.9	2:24.221		14	43.840		1:12.366	127.8	In		2:36.209	P
3	46.807		1:13.930	125.4	26.595	118.9	2:27.332		15	Out		1:11.558	129.8	26.670	116.6	5:51.548	P
4	43.786		1:11.322	128.6	26.861	118.7	2:21.969		16	43.772		1:11.421	128.6	27.067	115.2	2:22.260	
5	43.970		1:11.387	127.6	27.009	117.4	2:22.366		17	43.835		1:10.839	130.8	26.844	112.6	2:21.518	
6	44.597		1:13.523	130.1	26.881	119.8	2:25.001		18	44.021		1:10.249	118.8	26.709	115.6	2:20.979	
7	44.509		1:15.055	123.1	26.782	119.8	2:26.346		19	43.536		1:11.029	130.1	26.661	117.0	2:21.226	
8	43.697		1:11.656	128.8	27.331	117.0	2:22.684		20	43.660		1:10.712	128.1	26.778	115.6	2:21.150	
9	44.430		1:10.929	129.8	26.773	119.1	2:22.132		21	43.747		1:12.666	130.6	26.855	120.0	2:23.268	
10	43.676		1:11.124	128.8	27.316	120.0	2:22.116		22	43.256		1:11.410	131.3	26.797	116.8	2:21.463	
11	43.640		1:12.329	127.3	26.555	120.5	2:22.524		23	44.868		1:12.460	130.6	26.457	116.4	2:23.785	
12	43.501		1:11.850	129.8	26.413	121.6	2:21.764		24	44.535		1:12.440	125.2	27.319	116.8	2:24.294	

24 Vic Nutter (SP3)							Osella PA3										
Lap	Sect-1	Speed	Sect-2	Speed	Sect-3	Speed	Laptime	Pit	Lap	Sect-1	Speed	Sect-2	Speed	Sect-3	Speed	Laptime	Pit
1			1:10.072	128.6	25.911	118.3	2:19.895		14	40.640		1:08.200	131.8	24.906	125.5	2:13.746	
2	41.664		1:07.124	133.4	24.867	123.9	2:13.655		15	40.494		1:07.797	127.8	25.075	123.6	2:13.366	
3	40.816		1:07.125	133.2	25.273	118.7	2:13.214		16	40.816		1:06.214	134.8	24.795	125.0	2:11.825	
4	41.144		1:06.745	132.6	24.971	120.7	2:12.860		17	40.737		1:06.673	133.7	24.724	124.1	2:12.134	
5	40.970		1:08.431	130.6	24.794	122.7	2:14.195		18	40.791		1:08.175	129.8	In		2:21.294	P
6	41.195		1:06.885	132.9	24.815	122.0	2:12.895		19	Out		1:09.159	132.1	24.959	125.3	3:50.434	P
7	41.733		1:07.641	131.8	25.065	124.1	2:14.439		20	40.281		1:06.727	130.6	25.431	117.2	2:12.439	
8	41.487		1:06.929	132.9	24.884	123.4	2:13.300		21	43.248		1:14.366	105.8	27.998	101.2	2:25.612	
9	41.628		1:08.844	130.3	24.932	122.7	2:15.404		22	47.976		1:17.515	108.9	28.448	94.9	2:33.939	
10	40.815		1:06.446	133.4	24.769	123.9	2:12.030		23	48.528		1:14.067	110.2	27.164	108.5	2:29.759	
11	40.775		1:06.281	133.4	24.527	125.0	2:11.583		24	45.320		1:17.636	101.8	28.558	101.0	2:31.514	
12	40.582		1:06.587	135.0	25.005	123.6	2:12.174		25	48.947		1:30.041	77.3	In		3:01.827	P
13	40.597		1:07.372	133.7	24.732	124.8	2:12.701		26								

26 George Douglas (SP1)							Martin BM9										
Lap	Sect-1	Speed	Sect-2	Speed	Sect-3	Speed	Laptime	Pit	Lap	Sect-1	Speed	Sect-2	Speed	Sect-3	Speed	Laptime	Pit
1			1:11.283	131.1	25.529	122.0	2:58.108		14	43.782		1:12.320	130.3	25.719	120.2	2:21.821	
2	43.063		1:10.957	134.5	25.101	125.0	2:19.121		15	44.191		1:12.127	127.6	27.490	115.2	2:23.808	
3	43.517		1:11.814	128.1	26.291	122.9	2:21.622		16	46.017		1:13.565	127.6	26.038	122.2	2:25.620	
4	45.708		1:14.853	129.3	26.364	118.7	2:26.925		17	45.685		1:13.992	130.6	In		2:37.140	P
5	44.570		1:12.349	128.3	26.338	120.0	2:23.257		18	Out		1:12.628	132.4	26.225	120.9	3:51.847	P
6	43.498		1:16.677	130.1	25.823	121.8	2:25.998		19	47.006		1:12.788	131.3	25.947	125.0	2:25.741	
7	44.645		1:13.966	131.3	26.009	119.4	2:24.620		20			1:12.788	133.2	25.507	124.6	2:19.844	
8	44.583		1:12.375	131.6	26.182	122.5	2:23.140		21	43.522		1:11.383	133.7	25.873	118.7	2:20.778	
9	44.168		1:10.881	129.1	26.041	116.2	2:21.090		22	43.655		1:13.101	130.3	26.080	114.0	2:22.836	
10			1:10.099	130.3	25.690	122.9	2:21.309		23	44.156		1:11.097	127.1	25.874	123.4	2:21.127	
11	43.251		1:10.099	132.6	29.167	122.5	2:22.517		24	43.168		1:11.772	131.3	27.674	113.6	2:22.614	
12	43.639		1:10.421	132.4	25.473	122.9	2:19.533		25	45.370		1:12.717	128.1	26.728	114.4	2:24.815	
13	47.002		1:11.893	131.3	25.993	122.0	2:24.888		26								

27 John Sheldon (SP1)							Chevron B16										
Lap	Sect-1	Speed	Sect-2	Speed	Sect-3	Speed	Laptime	Pit	Lap	Sect-1	Speed	Sect-2	Speed	Sect-3	Speed	Laptime	Pit
1			1:25.846	57.2	In		2:58.476	P	2								



Session Start: 16:28:05 - Finish: 17:29:02
Weather/Track Conditions: Bright / Dry
Circuit: Silverstone Historic Grand Prix
Track Length: 5.857 Km - 3.6394 miles

Silverstone International Trophy - 20 - 21 May 2017

Pre 80 Endurance Challenge Series


Race 14 - Sector Analysis

34 Schryver J-Schryver A (SP3)							Chevron B26										
Lap	Sect-1	Speed	Sect-2	Speed	Sect-3	Speed	Laptime	Pit	Lap	Sect-1	Speed	Sect-2	Speed	Sect-3	Speed	Laptime	Pit
1			1:05.728	134.8	24.554	124.8	2:14.298		15	42.339		1:08.765	130.8	25.426	125.0	2:16.530	
2	40.498		1:05.379	117.5	24.694	124.8	2:10.571		16	40.440		1:07.259	137.8	24.244	127.5	2:11.943	
3	39.923		1:04.849	135.0	24.118	128.2	2:08.890		17	41.518		1:05.822	134.2	24.404	127.5	2:11.744	
4	39.944		1:04.739	134.8	24.224	127.5	2:08.907		18	40.486		1:06.017	135.0	24.598	127.7	2:11.101	
5	39.869		1:05.063	137.8	24.617	127.2	2:09.549		19	40.345		1:07.682	112.2	25.211	126.0	2:13.238	
6	40.709		1:05.893	135.8	23.974	127.9	2:10.576		20	39.928		1:05.539	136.1	24.435	125.7	2:09.902	
7	40.602		1:05.277	130.6	24.629	125.5	2:10.508		21	40.568		1:05.697	134.2	24.730	114.0	2:10.995	
8	40.700		1:04.456	136.7	24.284	127.5	2:09.440		22	42.382		1:07.241	132.6	25.009	124.6	2:14.632	
9	40.899		1:05.101	134.8	24.851	126.5	2:10.851		23	40.897		1:06.926	133.2	25.620	118.1	2:13.443	
10	39.956		1:04.924	135.6	24.310	128.4	2:09.190		24	41.930		1:06.551	135.8	24.611	126.0	2:13.092	
11	39.667		1:04.880	135.8	24.120	126.2	2:08.667		25	40.846		1:06.673	132.4	25.069	125.0	2:12.588	
12	40.162		1:06.122	133.9	In		2:14.516 P		26	40.872		1:08.546	133.2	24.265	126.7	2:13.683	
13	Out		1:09.330	132.1	25.024	126.7	3:55.118 P		27	42.300		1:08.067	130.6	25.639	126.7	2:16.006	
14	40.822		1:06.977	135.0	25.068	125.5	2:12.867		28								

44 Philip Hall (SP1)							Lola T212										
Lap	Sect-1	Speed	Sect-2	Speed	Sect-3	Speed	Laptime	Pit	Lap	Sect-1	Speed	Sect-2	Speed	Sect-3	Speed	Laptime	Pit
1			1:05.957	135.0	24.809	125.3	2:13.394		15	41.790		1:04.975	135.6	24.633	125.0	2:11.398	
2	40.416		1:04.431	137.2	24.384	127.0	2:09.231		16	41.970		1:05.261	137.0	In		2:17.957 P	
3	40.174		1:04.706	135.6	24.482	126.0	2:09.362		17	Out		1:04.571	136.7	24.678	125.0	3:17.003 P	
4	40.311		1:04.791	134.8	24.756	124.1	2:09.858		18	40.140		1:04.479	137.5	24.414	126.2	2:09.033	
5	40.233		1:05.346	134.2	24.477	125.0	2:10.056		19	39.730		1:04.741	137.0	24.485	125.0	2:08.956	
6	40.972		1:06.609	136.7	24.469	125.0	2:12.050		20	39.820		1:04.279	139.5	24.228	125.5	2:08.327	
7	40.290		1:06.417	135.6	24.252	125.5	2:10.959		21	41.409		1:04.158	138.7	24.445	125.5	2:10.012	
8	40.077		1:05.244	136.7	24.326	127.0	2:09.647		22	40.510		1:05.853	136.4	24.805	121.6	2:11.168	
9	40.090		1:05.469	137.0	24.302	124.3	2:09.861		23	40.307		1:05.260	135.8	In		2:16.084 P	
10	40.182		1:05.121	137.0	24.359	126.0	2:09.662		24	Out		1:05.258	137.5	24.372	124.6	2:24.252 P	
11	40.024		1:04.838	137.2	24.572	122.9	2:09.434		25	39.918		1:04.417	137.8	24.527	125.5	2:08.862	
12	40.466		1:05.541	133.9	24.584	123.6	2:10.591		26	40.042		1:04.459	137.8	24.815	124.6	2:09.316	
13	40.339		1:05.307	135.8	24.660	124.6	2:10.306		27	40.160		1:05.657	138.1	24.885	124.3	2:10.702	
14	41.360		1:05.149	135.8	24.570	125.0	2:11.079		28	39.926		1:04.763	137.5	24.861	123.6	2:09.550	

45 Alec Hammond (SP1)							Chevron B8										
Lap	Sect-1	Speed	Sect-2	Speed	Sect-3	Speed	Laptime	Pit	Lap	Sect-1	Speed	Sect-2	Speed	Sect-3	Speed	Laptime	Pit
1			1:13.410	119.2	27.167	116.0	2:30.813		8	44.074		1:12.543	125.0	26.584	121.6	2:23.201	
2	44.966		1:13.268	125.0	26.776	122.2	2:25.010		9	44.668		1:12.005	127.1	26.916	121.6	2:23.589	
3	44.157		1:14.012	115.9	26.725	120.0	2:24.894		10	43.457		1:11.955	128.3	26.913	122.5	2:22.325	
4	44.141		1:13.265	121.8	26.543	119.1	2:23.949		11	44.312		1:11.538	125.7	26.928	123.4	2:22.778	
5	45.009		1:12.986	125.2	27.182	121.1	2:25.177		12	44.343		1:11.705	128.1	26.717	123.2	2:22.765	
6	44.564		1:12.942	122.9	26.571	121.8	2:24.077		13	43.892		1:12.593	128.3	27.055	121.8	2:23.540	
7	44.185		1:12.402	128.6	26.591	122.5	2:23.178		14	44.723		1:12.855	108.1	In		2:35.939 P	

49 Norris-Lucas (S20)							Tiga SC84										
Lap	Sect-1	Speed	Sect-2	Speed	Sect-3	Speed	Laptime	Pit	Lap	Sect-1	Speed	Sect-2	Speed	Sect-3	Speed	Laptime	Pit
1			1:14.674	118.6	30.843	104.7	2:36.343		4	Out		1:20.972	109.3	30.106	72.7	21:19.752 P	
2	47.215		1:13.557	117.3	27.587	99.8	2:28.359		5	1:02.069		1:38.887	81.1	In		3:27.392 P	
3	1:14.498		1:58.161	47.4	In		3:59.413 P		6								



Session Start: 16:28:05 - Finish: 17:29:02
Weather/Track Conditions: Bright / Dry
Circuit: Silverstone Historic Grand Prix
Track Length: 5.857 Km - 3.6394 miles

Silverstone International Trophy - 20 - 21 May 2017

Pre 80 Endurance Challenge Series

Race 14 - Sector Analysis


52 Storer-Donn (S20)							Chevron B52										
Lap	Sect-1	Speed	Sect-2	Speed	Sect-3	Speed	Laptime	Pit	Lap	Sect-1	Speed	Sect-2	Speed	Sect-3	Speed	Laptime	Pit
1			1:21.820	102.5	30.037	98.3	2:47.972		13	47.282		1:14.821	111.5	27.973	102.6	2:30.076	
2	50.923		1:21.355	102.5	29.071	99.9	2:41.349		14	46.715		1:16.098	109.5	28.104	101.8	2:30.917	
3	50.312		1:19.541	106.4	28.912	98.0	2:38.765		15	46.392		1:14.273	111.3	27.998	102.0	2:28.663	
4	50.145		1:19.297	105.4	29.440	100.1	2:38.882		16	46.356		1:13.623	110.9	28.437	100.4	2:28.416	
5	50.374		1:19.132	107.0	28.465	101.5	2:37.971		17	46.001		1:13.238	110.6	28.032	101.8	2:27.271	
6	48.336		1:17.962	108.1	28.284	103.6	2:34.582		18	47.407		1:14.509	110.7	28.161	102.1	2:30.077	
7	47.846		1:17.315	109.3	28.589	101.2	2:33.750		19	45.804		1:12.907	110.7	27.909	98.9	2:26.620	
8	48.268		1:16.649	108.4	28.533	101.0	2:33.450		20	46.473		1:13.597	109.3	28.178	99.5	2:28.248	
9	48.772		1:16.934	108.9	28.204	102.9	2:33.910		21	46.557		1:14.252	108.8	28.744	97.7	2:29.553	
10	47.814		1:16.142	108.1	In		2:40.171	P	22	46.719		1:14.405	106.0	29.738	94.2	2:30.862	
11	Out		1:17.418	109.5	28.628	102.9	4:03.552	P	23	47.030		1:14.978	101.2	29.967	94.4	2:31.975	
12	48.691		1:15.628	109.3	28.306	102.9	2:32.625		24	47.832		1:14.907	96.0	33.214	91.2	2:35.953	

59 Beebee-Brooks (SP1)							Chevron B8										
Lap	Sect-1	Speed	Sect-2	Speed	Sect-3	Speed	Laptime	Pit	Lap	Sect-1	Speed	Sect-2	Speed	Sect-3	Speed	Laptime	Pit
1			1:12.796	125.9	26.415	118.3	2:29.421		14	44.095		1:10.198	128.8	26.082	117.9	2:20.375	
2	43.262		1:10.302	129.8	25.977	120.7	2:19.541		15	43.663		1:11.421	130.1	26.253	116.6	2:21.337	
3	42.567		1:09.674	131.6	26.363	118.9	2:18.604		16	43.823		1:09.452	129.8	26.275	116.0	2:19.550	
4	43.626		1:12.355	127.6	26.633	118.9	2:22.614		17	44.563		1:09.103	130.6	26.328	115.8	2:19.994	
5	43.346		1:11.198	126.6	25.967	120.2	2:20.511		18	43.457		1:09.355	130.3	26.098	116.0	2:18.910	
6	42.443		1:11.329	128.8	26.142	120.5	2:19.914		19	43.125		1:09.078	130.8	26.105	116.6	2:18.308	
7	42.851		1:10.871	129.3	25.938	120.2	2:19.660		20	43.053		1:08.929	130.8	25.947	118.7	2:17.929	
8	42.950		1:10.458	131.6	28.953	117.6	2:22.361		21	43.068		1:08.877	130.6	25.875	117.2	2:17.820	
9	43.561		1:10.781	128.1	25.960	118.7	2:20.302		22	42.900		1:09.315	130.3	25.778	118.1	2:17.993	
10	42.916		1:11.650	119.2	26.642	116.6	2:21.208		23	42.973		1:08.963	126.9	26.407	117.2	2:18.343	
11	43.263		1:10.558	126.9	26.289	118.7	2:20.110		24	43.137		1:09.746	130.3	26.517	115.8	2:19.400	
12	43.467		1:10.478	129.8	In		2:26.700	P	25	43.978		1:09.043	130.3	25.992	116.0	2:19.013	
13	Out		1:10.388	128.3	26.406	116.6	3:43.290	P	26	42.924		1:08.393	131.1	25.875	117.6	2:17.192	

60 John Burton (SP3)							Chevron B26										
Lap	Sect-1	Speed	Sect-2	Speed	Sect-3	Speed	Laptime	Pit	Lap	Sect-1	Speed	Sect-2	Speed	Sect-3	Speed	Laptime	Pit
1			1:05.906	132.6	24.492	129.0	2:12.460		4	39.383		1:03.469	138.9	23.566	127.9	2:06.418	
2	40.274		1:03.782	142.5	23.788	129.2	2:07.844		5	39.327		1:03.250	140.4	23.952	128.2	2:06.529	
3	39.538		1:03.221	139.8	23.951	129.0	2:06.710		6	39.027		1:02.972	141.0	23.748	128.7	2:05.747	

72 Jonathan Loader (S20)							Tiga SC80										
Lap	Sect-1	Speed	Sect-2	Speed	Sect-3	Speed	Laptime	Pit	Lap	Sect-1	Speed	Sect-2	Speed	Sect-3	Speed	Laptime	Pit
1			1:11.896	117.1	27.072	110.0	2:27.494		14	Out		1:12.328	116.9	26.724	109.6	3:46.576	P
2			1:10.827	117.5	26.743	110.5	2:22.309		15	44.462		1:10.973	117.5	26.719	109.4	2:22.154	
3	44.470		1:10.644	116.9	26.780	110.2	2:21.894		16	44.883		1:11.105	117.7	26.991	108.2	2:22.979	
4	44.140		1:10.484	117.7	26.646	110.0	2:21.270		17	44.770		1:11.778	117.5	26.915	109.2	2:23.463	
5	43.914		1:10.634	117.5	26.564	108.7	2:21.112		18	44.869		1:11.107	117.7	27.098	109.1	2:23.074	
6	44.497		1:11.272	116.5	26.616	109.6	2:22.385		19	44.372		1:10.749	117.9	26.598	109.4	2:21.719	
7	43.837		1:10.853	116.5	26.784	109.2	2:21.474		20	43.746		1:11.298	117.7	26.672	110.0	2:21.716	
8	44.093		1:10.511	116.7	26.856	109.8	2:21.460		21	44.823		1:11.564	118.4	26.674	109.4	2:23.061	
9	44.665		1:11.338	116.5	26.891	109.8	2:22.894		22	44.420		1:11.252	118.8	26.676	109.8	2:22.348	
10	44.227		1:10.770	116.5	26.785	110.0	2:21.782		23	44.104		1:11.348	119.0	26.787	109.8	2:22.239	
11	44.275		1:11.890	116.7	26.484	110.7	2:22.649		24	44.443		1:11.681	118.1	26.966	109.6	2:23.090	
12	44.684		1:11.155	116.3	26.899	110.5	2:22.738		25	50.851		1:14.166	118.4	27.158	108.0	2:32.175	
13	44.501		1:12.436	116.3	In		2:30.319	P	26								

73 David Axisa (S20)							Tiga SC79										
Lap	Sect-1	Speed	Sect-2	Speed	Sect-3	Speed	Laptime	Pit	Lap	Sect-1	Speed	Sect-2	Speed	Sect-3	Speed	Laptime	Pit



Session Start: 16:28:05 - Finish: 17:29:02
Weather/Track Conditions: Bright / Dry
Circuit: Silverstone Historic Grand Prix
Track Length: 5.857 Km - 3.6394 miles

Silverstone International Trophy - 20 - 21 May 2017

Pre 80 Endurance Challenge Series


Race 14 - Sector Analysis

79 Andreas Floth (S20)							Lola T492										
Lap	Sect-1	Speed	Sect-2	Speed	Sect-3	Speed	Laptime	Pit	Lap	Sect-1	Speed	Sect-2	Speed	Sect-3	Speed	Laptime	Pit
1			1:17.850	113.4	28.281	107.3	2:40.629		13	46.255		1:18.169	110.7	28.103	107.8	2:32.527	
2	49.092		1:18.185	114.7	28.475	107.8	2:35.752		14	46.175		1:14.815	117.1	In		2:37.533	P
3	50.277		1:19.494	112.8	28.368	107.3	2:38.139		15	Out		1:16.269	114.3	28.442	106.8	4:01.490	P
4	48.497		1:17.522	114.7	28.121	107.1	2:34.140		16	46.659		1:16.519	112.8	28.748	106.1	2:31.926	
5	48.046		1:18.233	114.3	28.324	105.9	2:34.603		17	46.434		1:16.142	113.9	28.305	107.6	2:30.881	
6	47.623		1:21.824	114.3	27.965	107.6	2:37.412		18	47.041		1:16.857	113.9	28.548	106.1	2:32.446	
7	47.069		1:16.169	114.3	28.552	107.3	2:31.790		19	46.543		1:15.621	115.5	28.672	106.1	2:30.836	
8	49.705		1:19.769	113.4	28.621	107.1	2:38.095		20	46.613		1:15.522	115.3	27.984	107.3	2:30.119	
9	47.777		1:17.168	113.9	29.033	106.4	2:33.978		21	46.569		1:14.701	112.8	27.942	107.5	2:29.212	
10	47.620		1:17.462	113.7	28.611	108.2	2:33.693		22	46.303		1:18.933	84.3	28.797	107.5	2:34.033	
11	47.411		1:15.682	115.1	28.345	107.5	2:31.438		23	45.871		1:14.185	115.9	27.685	107.5	2:27.741	
12	46.276		1:14.390	115.7	28.135	107.6	2:28.801		24	48.243		1:14.743	115.9	27.902	107.5	2:30.888	

88 Kevin Cooke (SP3)							Royale RP17										
Lap	Sect-1	Speed	Sect-2	Speed	Sect-3	Speed	Laptime	Pit	Lap	Sect-1	Speed	Sect-2	Speed	Sect-3	Speed	Laptime	Pit
1			1:08.304	135.6	34.051	107.5	2:27.429		15	41.980		1:08.263	137.5	25.029	121.1	2:15.272	
2	42.753		1:10.481	130.6	25.679	126.7	2:18.913		16	42.465		1:08.821	137.5	25.180	127.2	2:16.466	
3	42.321		1:09.745	136.7	24.934	127.5	2:17.000		17	41.528		1:07.653	138.9	25.217	119.4	2:14.398	
4	42.135		1:10.155	135.3	25.356	127.0	2:17.646		18	42.230		1:08.589	137.8	25.203	127.2	2:16.022	
5	41.898		1:09.770	134.2	25.111	126.5	2:16.779		19	42.746		1:08.239	115.1	25.969	127.9	2:16.954	
6	42.228		1:09.359	138.1	25.101	127.5	2:16.688		20	40.693		1:07.127	135.8	In		2:20.634	P
7	42.447		1:09.774	137.8	25.116	126.7	2:17.337		21	Out		1:07.848	137.8	24.584	129.0	3:41.432	P
8	42.158		1:09.514	133.2	24.688	128.2	2:16.360		22	43.084		1:08.479	138.7	25.338	115.8	2:16.901	
9	41.948		1:08.619	138.1	24.856	127.5	2:15.423		23	41.297		1:07.558	139.2	24.853	127.7	2:13.708	
10	41.721		1:08.653	136.1	25.007	127.7	2:15.381		24	41.452		1:07.816	139.8	24.737	130.2	2:14.005	
11	41.463		1:08.155	137.2	24.727	127.0	2:14.345		25	41.712		1:08.216	136.1	25.357	127.0	2:15.285	
12	41.413		1:10.096	136.4	24.951	127.7	2:16.460		26	41.961		1:08.375	138.1	27.190	110.2	2:17.526	
13	41.754		1:08.780	136.1	24.816	128.7	2:15.350		27	42.629		1:08.298	136.4	25.661	113.8	2:16.588	
14	42.077		1:07.927	138.1	25.342	127.7	2:15.346		28								

127 Balchin-Hoad (S20)							March 84S										
Lap	Sect-1	Speed	Sect-2	Speed	Sect-3	Speed	Laptime	Pit	Lap	Sect-1	Speed	Sect-2	Speed	Sect-3	Speed	Laptime	Pit
1			1:15.454	112.0	27.744	105.2	2:33.620		14	42.954		1:08.860	118.1	26.199	109.1	2:18.013	
2	46.355		1:14.867	114.5	27.374	106.1	2:28.596		15	43.778		1:09.425	117.5	26.458	108.7	2:19.661	
3	45.098		1:13.327	114.1	27.269	105.9	2:25.694		16	43.271		1:08.534	118.8	26.393	108.9	2:18.198	
4	45.114		1:13.338	114.1	26.928	106.1	2:25.380		17	43.168		1:09.350	107.5	27.345	107.8	2:19.863	
5	45.191		1:13.307	114.3	26.721	106.6	2:25.219		18	43.093		1:09.454	117.9	26.363	109.2	2:18.910	
6	45.194		1:22.295	113.0	27.199	106.8	2:34.688		19	43.061		1:09.835	118.1	26.704	108.3	2:19.600	
7	46.353		1:15.887	115.1	27.120	106.4	2:29.360		20	43.301		1:09.477	118.1	26.686	109.1	2:19.464	
8	45.995		1:14.426	112.4	28.099	105.4	2:28.520		21	43.120		1:09.259	118.1	26.721	108.5	2:19.100	
9	45.699		1:13.646	114.7	27.467	106.6	2:26.812		22	43.010		1:08.953	118.4	26.745	108.3	2:18.708	
10	45.758		1:13.574	114.3	27.117	106.2	2:26.449		23	43.023		1:09.719	120.1	26.825	108.7	2:19.567	
11	45.673		1:13.676	114.1	In		2:33.874	P	24	44.128		1:10.866	117.5	26.693	107.5	2:21.687	
12	Out		1:09.734	116.7	26.345	109.6	3:40.225	P	25	43.092		1:09.947	118.6	26.968	109.2	2:20.007	
13	43.416		1:09.486	117.1	26.246	107.3	2:19.148		26								

150 Brooks B-Brooks V (INV)							Lola T212										
Lap	Sect-1	Speed	Sect-2	Speed	Sect-3	Speed	Laptime	Pit	Lap	Sect-1	Speed	Sect-2	Speed	Sect-3	Speed	Laptime	Pit
1				130.1	25.767	125.3	2:20.397		9	42.687		1:09.030	138.9	25.117	131.5	2:16.834	
2	41.712		1:08.532	136.4	24.925	130.0	2:15.169		10	41.967		1:08.820	137.2	24.896	129.5	2:15.683	
3	41.744		1:08.822	135.6	24.881	127.0	2:15.447		11	41.464		1:08.556	133.9	24.878	130.5	2:14.898	
4	41.871		1:08.958	136.1	25.213	126.0	2:16.042		12	42.156		1:08.730	138.1	24.968	129.0	2:15.854	
5	41.680		1:09.807	130.6	25.355	126.5	2:16.842		13	43.076		1:09.443	127.3	25.417	126.7	2:17.936	
6	42.079		1:10.471	133.9	25.002	130.7	2:17.552		14	42.651		1:10.088	131.1	In		2:23.150	P
7	41.827		1:09.804	133.9	25.138	124.6	2:16.769		15	Out		1:12.264	129.1	26.581	118.3	3:52.348	P
8	42.044		1:08.940	134.5	24.786	130.0	2:15.770		16	43.751						2:30.117	




Session Start: 16:28:05 - Finish: 17:29:02
Weather/Track Conditions: Bright / Dry
Circuit: Silverstone Historic Grand Prix
Track Length: 5.857 Km - 3.6394 miles

Silverstone International Trophy - 20 - 21 May 2017

Pre 80 Endurance Challenge Series

Race 14 - Best Sector Times

	SECTOR 1			SECTOR 2			SECTOR 3			IDEAL / BEST LAP COMPARISON					
	NO	TIME	LAP	NO	TIME	LAP	NO	TIME	LAP	NO	NAME	BEST	IN	IDEAL	DIFF
1	1	38.538	9	9	1:02.927	18	19	23.466	23	19	Andrew Kirkady	2:05.300	23	2:05.179	+0.121
2	19	38.705	6	60	1:02.972	6	60	23.566	4	44	Philip Hall	2:08.327	20	2:08.116	+0.211
3	9	38.762	21	19	1:03.008	23	1	23.676	5	34	Schryver J-Schryver	2:08.667	11	2:08.097	+0.570
4	60	39.027	6	1	1:03.773	5	9	23.731	15	21	Robert Parker	2:10.383	22	2:09.476	+0.907
5	34	39.667	11	44	1:04.158	21	34	23.974	6	88	Kevin Cooke	2:13.708	23	2:12.404	+1.304
6	44	39.730	19	34	1:04.456	8	44	24.228	20	59	Beebee-Brooks	2:17.192	26	2:16.614	+0.578
7	21	40.025	16	21	1:05.153	21	21	24.298	1	127	Balchin-Hoad	2:18.013	14	2:17.687	+0.326
8	24	40.281	20	14	1:05.345	14	14	24.461	15	4	Taylor-Wareing	2:18.938	20	2:18.443	+0.495
9	14	40.359	16	24	1:06.214	16	24	24.527	11	26	George Douglas	2:19.121	2	2:18.263	+0.858
10	88	40.693	20	88	1:07.127	20	88	24.584	21	12	Peter Hallford	2:19.323	9	2:19.146	+0.177
11	150	41.464	11	59	1:08.393	26	150	24.786	8	17	Clive Steeper	2:20.288	22	2:19.806	+0.482
12	59	42.443	6	150	1:08.532	2	26	25.101	2	23	Ross Hyett	2:20.569	13	2:19.912	+0.657
13	12	42.614	6	127	1:08.534	16	4	25.205	19	72	Jonathan Loader	2:21.112	5	2:20.714	+0.398
14	4	42.883	22	17	1:09.914	22	59	25.778	22	52	Storer-Donn	2:26.620	19	2:26.620	+0.000
15	127	42.954	14	26	1:10.099	11	12	26.119	6	79	Andreas Floth	2:27.741	23	2:27.741	+0.000
16	26	43.063	2	23	1:10.249	18	16	26.151	3	9	Smith Hilliard d-Padm	2:05.685	18	2:05.420	+0.265
17	23	43.256	22	4	1:10.355	20	17	26.186	24	60	John Burton	2:05.747	6	2:05.565	+0.182
18	45	43.457	10	12	1:10.413	10	127	26.199	14	1	Voyazides-Hadfield	2:06.329	5	2:05.987	+0.342
19	17	43.706	21	72	1:10.484	4	23	26.407	13	14	Spiers-Hetherington	2:10.834	14	2:10.165	+0.669
20	72	43.746	20	45	1:11.538	11	72	26.484	11	24	Vic Nutter	2:11.583	11	2:11.022	+0.561
21	16	44.779	2	16	1:12.149	3	45	26.543	4	150	Brooks B-Brooks V	2:14.898	11	2:14.782	+0.116
22	52	45.804	19	52	1:12.907	19	49	27.587	2	45	Alec Hammond	2:22.325	10	2:21.538	+0.787
23	79	45.871	23	49	1:13.557	2	79	27.685	23	16	David Alborough	2:23.260	3	2:23.079	+0.181
24	49	47.215	2	79	1:14.185	23	52	27.909	19	49	Norris-Lucas	2:28.359	2	2:28.359	+0.000
25	27			27	1:25.846	1	27			27	John Sheldon				+
26	73			73			73			73	David Axisa				+



Session Start: 16:28:05 - Finish: 17:29:02
Weather/Track Conditions: Bright / Dry
Circuit: Silverstone Historic Grand Prix
Track Length: 5.857 Km - 3.6394 miles




Silverstone International Trophy - 20 - 21 May 2017

Pre 80 Endurance Challenge Series

Race 14 - Best Sector Speeds

	NO	SECTOR 1	MPH	NO	SECTOR 2	MPH	NO	SECTOR 3	MPH
1		NO SPEED TRAP		9	Smith Hilliard-Padmores	144.3	1	Voyazides-Hadfield	144.9
2				19	Andrew Kirkaldy	144.3	12	Peter Hallford	132.1
3				1	Voyazides-Hadfield	142.8	19	Andrew Kirkaldy	131.8
4				60	John Burton	142.5	150	Brooks B-Brooks V	131.5
5				21	Robert Parker	140.4	9	Smith Hilliard-Padmores	131.3
6				4	Taylor-Wareing	140.1	88	Kevin Cooke	130.2
7				88	Kevin Cooke	139.8	4	Taylor-Wareing	129.2
8				14	Spiers-Hetherington	139.5	60	John Burton	129.2
9				44	Philip Hall	139.5	14	Spiers-Hetherington	128.7
10				150	Brooks B-Brooks V	138.9	21	Robert Parker	128.7
11				12	Peter Hallford	138.7	34	Schryver J-Schryver A	128.4
12				34	Schryver J-Schryver A	137.8	44	Philip Hall	127.0
13				24	Vic Nutter	135.0	24	Vic Nutter	125.5
14				26	George Douglas	134.5	26	George Douglas	125.0
15				23	Ross Hyett	131.6	45	Alec Hammond	123.4
16				59	Beebee-Brooks	131.6	23	Ross Hyett	121.6
17				45	Alec Hammond	128.6	59	Beebee-Brooks	120.7
18				16	David Alborough	125.0	16	David Alborough	119.1
19				17	Clive Steeper	120.9	17	Clive Steeper	112.2
20				127	Balchin-Hoad	120.1	72	Jonathan Loader	110.7
21				72	Jonathan Loader	119.0	127	Balchin-Hoad	109.6
22				49	Norris-Lucas	118.6	79	Andreas Floth	108.2
23				79	Andreas Floth	117.1	49	Norris-Lucas	104.7
24				52	Storer-Donn	111.5	52	Storer-Donn	103.6
25				27	John Sheldon	57.2	27	John Sheldon	0.0
26				73	David Axisa	0.0	73	David Axisa	0.0



Session Start: 16:28:05 - Finish: 17:29:02
Weather/Track Conditions: Bright / Dry
Circuit: Silverstone Historic Grand Prix
Track Length: 5.857 Km - 3.6394 miles

Silverstone International Trophy - 20 - 21 May 2017

Pre 80 Endurance Challenge Series

Race 14 - Lap Chart

Lap 1			Lap 2			Lap 3			Lap 4			Lap 5			Lap 6		
NO	Behind	Laptime	NO	Behind	Laptime	NO	Behind	Laptime	NO	Behind	Laptime	NO	Behind	Laptime	NO	Behind	Laptime
1		2:12.110	60		2:07.844	60		2:06.710	60		2:06.418	60		2:06.529	60		2:05.747
60	0.350	2:12.460	19	0.520	2:08.271	19	0.269	2:06.459	19	1.241	2:07.390	19	0.727	2:06.015	19	1.015	2:06.035
19	0.443	2:12.553	1	0.981	2:09.175	1	2.472	2:08.201	1	2.777	2:06.723	1	2.577	2:06.329	1	5.455	2:08.625
44	1.284	2:13.394	44	2.321	2:09.231	44	4.973	2:09.362	44	8.413	2:09.858	52	1 LAP	2:38.882	34	17.083	2:10.576
21	1.673	2:13.783	21	4.037	2:10.558	34	6.745	2:08.890	34	9.234	2:08.907	44	11.940	2:10.056	79	1 LAP	2:34.603
34	2.188	2:14.298	34	4.565	2:10.571	21	8.592	2:11.265	21	15.596	2:13.422	34	12.254	2:09.549	44	18.243	2:12.050
9	5.790	2:17.900	9	8.854	2:11.258	9	13.528	2:11.384	9	17.247	2:10.137	9	21.519	2:10.801	9	26.798	2:11.026
24	7.785	2:19.895	24	13.246	2:13.655	24	19.750	2:13.214	24	26.192	2:12.860	21	23.218	2:14.151	21	30.091	2:12.620
150	8.287	2:20.397	150	15.262	2:15.169	150	23.999	2:15.447	49	1 LAP	3:59.413	24	33.858	2:14.195	52	1 LAP	2:37.971
12	13.731	2:25.841	88	26.038	2:18.913	88	36.328	2:17.000	150	33.623	2:16.042	150	43.936	2:16.842	24	41.006	2:12.895
88	15.319	2:27.429	12	27.062	2:21.525	59	40.552	2:18.604	88	47.556	2:17.646	88	57.806	2:16.779	150	55.741	2:17.552
72	15.384	2:27.494	59	28.658	2:19.541	12	40.767	2:20.415	12	56.018	2:21.669	12	1:09.417	2:19.928	88	1:08.747	2:16.688
59	17.311	2:29.421	72	29.499	2:22.309	72	44.683	2:21.894	59	56.748	2:22.614	59	1:10.730	2:20.511	12	1:23.941	2:20.271
17	18.646	2:30.756	45	35.519	2:25.010	14	46.645	2:13.940	72	59.535	2:21.270	72	1:14.118	2:21.112	59	1:24.897	2:19.914
45	18.703	2:30.813	17	36.659	2:26.207	45	53.703	2:24.894	14	1:06.574	2:26.347	17	1:26.326	2:21.811	72	1:30.756	2:22.385
127	21.510	2:33.620	16	39.349	2:25.013	17	53.825	2:23.876	17	1:11.044	2:23.637	45	1:29.882	2:25.177	17	1:42.443	2:21.864
16	22.530	2:34.640	14	39.415	2:18.289	16	55.899	2:23.260	45	1:11.234	2:23.949	127	1:38.548	2:25.219	45	1:48.212	2:24.077
49	24.233	2:36.343	127	41.912	2:28.596	127	1:00.896	2:25.694	127	1:19.858	2:25.380	23	1:41.069	2:22.366	23	2:00.323	2:25.001
4	24.877	2:36.987	49	44.398	2:28.359	23	1:09.681	2:27.332	23	1:25.232	2:21.969	26	1:49.072	2:23.257	127	2:07.489	2:34.688
79	28.519	2:40.629	4	47.934	2:31.251	4	1:11.372	2:30.148	26	1:32.344	2:26.925	4	1:55.754	2:28.332	14	2:07.515	2:15.285
14	29.320	2:41.430	23	49.059	2:24.221	26	1:11.837	2:21.622	4	1:33.951	2:28.997	14	1:57.977	2:57.932	26	2:09.323	2:25.998
23	33.032	2:45.142	79	56.077	2:35.752	79	1:27.506	2:38.139	79	1:55.228	2:34.140						
52	35.862	2:47.972	26	56.925	2:19.121	52	1:41.072	2:38.765									
26	45.998	2:58.108	52	1:09.017	2:41.349												
27	46.366	2:58.476															

Session Start: 16:28:05 - Finish: 17:29:02
Weather/Track Conditions Bright / Dry
Circuit: Silverstone Historic Grand Prix
Track Length: 5.857 Km - 3.6394 miles

Silverstone International Trophy - 20 - 21 May 2017

Pre 80 Endurance Challenge Series

Race 14 - Lap Chart

Lap 7			Lap 8			Lap 9			Lap 10			Lap 11			Lap 12		
NO	Behind	Laptime	NO	Behind	Laptime	NO	Behind	Laptime	NO	Behind	Laptime	NO	Behind	Laptime	NO	Behind	Laptime
19		2:09.124	19		2:07.743	19		2:06.870	19		2:06.805	19		2:06.822	19		2:05.888
1	3.095	2:07.779	1	4.105	2:08.753	17	1 LAP	2:21.448	1	4.694	2:07.717	79	2 LAPS	2:33.978	12	1 LAP	2:21.511
4	1 LAP	2:33.864	14	1 LAP	2:15.899	1	3.782	2:06.547	72	1 LAP	2:22.894	12	1 LAP	2:19.796	59	1 LAP	2:20.110
34	17.452	2:10.508	23	1 LAP	2:26.346	45	1 LAP	2:23.201	17	1 LAP	2:25.824	59	1 LAP	2:21.208	79	2 LAPS	2:33.693
44	19.063	2:10.959	26	1 LAP	2:24.620	34	23.130	2:10.851	34	25.515	2:09.190	1	12.478	2:14.606	44	34.130	2:10.591
9	27.230	2:10.571	127	1 LAP	2:29.360	44	23.958	2:09.861	45	1 LAP	2:23.589	52	2 LAPS	2:33.910	34	35.988	2:14.516
21	32.235	2:12.283	34	19.149	2:09.440	23	1 LAP	2:22.684	44	26.815	2:09.662	72	1 LAP	2:21.782	72	1 LAP	2:22.649
79	1 LAP	2:37.412	44	20.967	2:09.647	26	1 LAP	2:23.140	9	39.230	2:11.362	34	27.360	2:08.667	9	47.917	2:11.450
24	45.306	2:14.439	9	30.259	2:10.772	9	34.673	2:11.284	23	1 LAP	2:22.132	44	29.427	2:09.434	52	2 LAPS	2:40.171
150	1:02.371	2:16.769	21	37.091	2:12.599	127	1 LAP	2:28.520	26	1 LAP	2:21.090	17	1 LAP	2:23.253	17	1 LAP	2:23.774
52	1 LAP	2:34.582	4	1 LAP	2:31.298	21	42.404	2:12.183	21	47.634	2:12.035	45	1 LAP	2:22.325	45	1 LAP	2:22.778
88	1:15.945	2:17.337	24	50.863	2:13.300	14	1 LAP	2:53.101	127	1 LAP	2:26.812	9	42.355	2:09.947	21	1:01.074	2:13.374
12	1:33.631	2:19.829	79	1 LAP	2:31.790	24	59.397	2:15.404	24	1:04.622	2:12.030	14	2 LAPS	4:10.625	23	1 LAP	2:22.524
59	1:34.418	2:19.660	150	1:10.398	2:15.770	4	1 LAP	2:32.438	150	1:29.240	2:15.683	21	53.588	2:12.776	24	1:15.669	2:12.174
72	1:42.091	2:21.474	88	1:24.562	2:16.360	150	1:20.362	2:16.834	88	1:41.691	2:15.381	23	1 LAP	2:22.116	14	2 LAPS	2:33.201
17	1:53.187	2:20.883	52	1 LAP	2:33.750	88	1:33.115	2:15.423	4	1 LAP	2:46.471	26	1 LAP	2:21.309	26	1 LAP	2:22.517
45	2:01.251	2:23.178	12	1:45.792	2:19.904	79	1 LAP	2:38.095				24	1:09.383	2:11.583	1	1:34.441	3:27.851
			59	1:49.036	2:22.361	52	1 LAP	2:33.450				127	1 LAP	2:26.449	150	1:47.282	2:15.854
			72	1:55.808	2:21.460	12	1:58.245	2:19.323				150	1:37.316	2:14.898	127	1 LAP	2:33.874
						59	2:02.468	2:20.302				88	1:49.214	2:14.345	88	1:59.786	2:16.460
															4	2 LAPS	4:36.188

Session Start: 16:28:05 - Finish: 17:29:02
Weather/Track Conditions Bright / Dry
Circuit: Silverstone Historic Grand Prix
Track Length: 5.857 Km - 3.6394 miles

Silverstone International Trophy - 20 - 21 May 2017

Pre 80 Endurance Challenge Series

Race 14 - Lap Chart

Lap 13			Lap 14			Lap 15			Lap 16			Lap 17			Lap 18		
NO	Behind	Laptime	NO	Behind	Laptime	NO	Behind	Laptime	NO	Behind	Laptime	NO	Behind	Laptime	NO	Behind	Laptime
19		2:06.174	19		2:09.968	19		2:07.948	19		2:07.176	19		2:13.279	19		3:32.278
12	1 LAP	2:22.841	34	1 LAP	3:55.118	150	1 LAP	2:23.150	88	1 LAP	2:15.272	26	2 LAPS	2:23.808	17	2 LAPS	2:22.285
44	38.262	2:10.306	4	3 LAPS	2:31.002	88	1 LAP	2:15.346	9	1 LAP	3:35.177	9	1 LAP	2:06.687	23	3 LAPS	5:51.548
59	1 LAP	2:26.700	49	10 LAPS	21:19.752	59	2 LAPS	3:43.290	59	2 LAPS	2:20.375	88	1 LAP	2:16.466	4	3 LAPS	2:25.093
9	52.091	2:10.348	52	3 LAPS	4:03.552	34	1 LAP	2:12.867	21	1 LAP	3:29.449	21	1 LAP	2:10.608	79	3 LAPS	4:01.490
72	1 LAP	2:22.738	44	39.373	2:11.079	4	3 LAPS	2:26.165	34	1 LAP	2:16.530	34	1 LAP	2:11.943	24	23.912	2:21.294
79	2 LAPS	2:31.438	12	1 LAP	2:22.020	44	42.823	2:11.398	72	2 LAPS	3:46.576	59	2 LAPS	2:21.337	127	2 LAPS	2:18.198
21	1:06.417	2:11.517	9	57.602	2:15.479	52	3 LAPS	2:32.625	14	5 LAPS	8:00.576	72	2 LAPS	2:22.154	44	34.083	2:09.033
17	1 LAP	2:22.603	127	2 LAPS	3:40.225	12	1 LAP	2:24.435	44	53.604	2:17.957	14	5 LAPS	2:22.958	52	3 LAPS	2:28.663
45	1 LAP	2:22.765	79	2 LAPS	2:28.801	127	2 LAPS	2:19.148	4	3 LAPS	2:27.640	17	2 LAPS	2:22.766	9	50.382	2:05.685
24	1:22.196	2:12.701	72	1 LAP	2:30.319	24	1:31.392	2:13.366	17	2 LAPS	3:49.949	4	3 LAPS	2:27.996	88	1:15.817	2:16.022
23	1 LAP	2:21.764	21	1:14.398	2:17.949	79	2 LAPS	2:32.527	12	1 LAP	2:22.126	24	1:34.896	2:12.134	21	1:17.568	2:11.180
26	1 LAP	2:19.533	24	1:25.974	2:13.746	45	1 LAP	2:35.939	52	3 LAPS	2:30.076	12	1 LAP	2:28.668	34	1:18.468	2:11.101
150	1:59.044	2:17.936	45	1 LAP	2:23.540	49	10 LAPS	3:27.392	127	2 LAPS	2:18.013	127	2 LAPS	2:19.661	26	1 LAP	2:37.140
88	2:08.962	2:15.350	17	1 LAP	2:29.516	26	1 LAP	2:21.821	24	1:36.041	2:11.825	52	3 LAPS	2:30.917	59	1 LAP	2:19.994
			23	1 LAP	2:20.569	23	1 LAP	2:36.209	150	1 LAP	3:52.348	44	1:57.328	3:17.003	12	1 LAP	3:51.873
			26	1 LAP	2:24.888				79	2 LAPS	2:37.533	150	1 LAP	2:30.117			
												9	2:16.975	2:05.912			
												26	1 LAP	2:25.620			
												88	2:32.073	2:14.398			
												21	2:38.666	2:12.614			
												34	2:39.645	2:11.744			
												59	1 LAP	2:19.550			
												72	1 LAP	2:22.979			

Session Start: 16:28:05 - Finish: 17:29:02
Weather/Track Conditions Bright / Dry
Circuit: Silverstone Historic Grand Prix
Track Length: 5.857 Km - 3.6394 miles

Silverstone International Trophy - 20 - 21 May 2017

Pre 80 Endurance Challenge Series

Race 14 - Lap Chart

Lap 19			Lap 20			Lap 21			Lap 22			Lap 23			Lap 24		
NO	Behind	Laptime	NO	Behind	Laptime	NO	Behind	Laptime	NO	Behind	Laptime	NO	Behind	Laptime	NO	Behind	Laptime
19		2:07.389	19		2:06.778	19		2:06.182	19		2:06.411	19		2:05.300	19		2:06.567
72	2 LAPS	2:23.463	24	1 LAP	3:50.434	24	1 LAP	2:12.439	59	2 LAPS	2:17.929	52	4 LAPS	2:26.620	79	4 LAPS	2:30.119
14	6 LAPS	4:46.900	12	2 LAPS	2:23.149	14	6 LAPS	2:13.191	24	1 LAP	2:25.612	59	2 LAPS	2:17.820	52	4 LAPS	2:28.248
17	2 LAPS	2:22.619	14	6 LAPS	2:10.834	12	2 LAPS	2:25.576	12	2 LAPS	2:25.190	24	1 LAP	2:33.939	59	2 LAPS	2:17.993
23	3 LAPS	2:22.260	72	2 LAPS	2:23.074	72	2 LAPS	2:21.719	44	45.786	2:11.168	44	56.570	2:16.084	44	1:14.255	2:24.252
4	3 LAPS	2:22.802	17	2 LAPS	2:22.508	44	41.029	2:10.012	14	6 LAPS	2:40.544	12	2 LAPS	2:23.861	24	1 LAP	2:29.759
44	35.650	2:08.956	23	3 LAPS	2:21.518	23	3 LAPS	2:20.979	72	2 LAPS	2:21.716	72	2 LAPS	2:23.061	12	2 LAPS	2:24.367
127	2 LAPS	2:19.863	4	3 LAPS	2:21.079	17	2 LAPS	2:23.530	23	3 LAPS	2:21.226	88	1 LAP	2:16.901	72	2 LAPS	2:22.348
79	3 LAPS	2:31.926	44	37.199	2:08.327	4	3 LAPS	2:21.617	4	3 LAPS	2:21.389	23	3 LAPS	2:21.150	88	1 LAP	2:13.708
9	49.846	2:06.853	9	50.013	2:06.945	127	2 LAPS	2:19.600	88	1 LAP	3:41.432	4	3 LAPS	2:18.938	4	3 LAPS	2:20.715
52	3 LAPS	2:28.416	127	2 LAPS	2:18.910	21	1:30.234	2:11.057	17	2 LAPS	2:25.347	17	2 LAPS	2:21.319	23	3 LAPS	2:23.268
21	1:21.071	2:10.892	26	2 LAPS	3:51.847	26	2 LAPS	2:25.741	127	2 LAPS	2:19.464	127	2 LAPS	2:19.100	17	2 LAPS	2:20.288
34	1:24.317	2:13.238	79	3 LAPS	2:30.881	34	1:32.254	2:10.995	21	1:34.206	2:10.383	21	1:41.064	2:12.158	127	2 LAPS	2:18.708
88	1:25.382	2:16.954	52	3 LAPS	2:27.271	79	3 LAPS	2:32.446	34	1:40.475	2:14.632	34	1:48.618	2:13.443	21	1:46.327	2:11.830
59	1 LAP	2:18.910	21	1:25.359	2:11.066	52	3 LAPS	2:30.077	26	2 LAPS	2:19.844	26	2 LAPS	2:20.778	34	1:55.143	2:13.092
			34	1:27.441	2:09.902												
			88	1:39.238	2:20.634												
			59	1 LAP	2:18.308												

Session Start: 16:28:05 - Finish: 17:29:02
Weather/Track Conditions Bright / Dry
Circuit: Silverstone Historic Grand Prix
Track Length: 5.857 Km - 3.6394 miles

Silverstone International Trophy - 20 - 21 May 2017

Pre 80 Endurance Challenge Series

Race 14 - Lap Chart

Lap 25			Lap 26			Lap 27			Lap 28		
NO	Behind	Laptime	NO	Behind	Laptime	NO	Behind	Laptime	NO	Behind	Laptime
19		2:06.756	19		2:07.122	19		2:08.613	19		2:11.039
26	3 LAPS	2:22.836	26	3 LAPS	2:21.127	127	3 LAPS	2:21.687	34	1 LAP	2:16.006
59	2 LAPS	2:18.343	59	2 LAPS	2:19.400	17	3 LAPS	2:22.970	72	3 LAPS	2:32.175
79	4 LAPS	2:29.212	52	4 LAPS	2:30.862	24	2 LAPS	3:01.827	21	1 LAP	2:29.845
52	4 LAPS	2:29.553	79	4 LAPS	2:34.033	26	3 LAPS	2:22.614	127	3 LAPS	2:20.007
44	1:16.361	2:08.862	44	1:18.555	2:09.316	59	2 LAPS	2:19.013	4	4 LAPS	2:25.351
12	2 LAPS	2:21.523	88	1 LAP	2:15.285	44	1:20.644	2:10.702	17	3 LAPS	2:20.873
88	1 LAP	2:14.005	12	2 LAPS	2:23.902	79	4 LAPS	2:27.741	23	4 LAPS	2:24.294
72	2 LAPS	2:22.239	72	2 LAPS	2:23.090	52	4 LAPS	2:31.975	26	3 LAPS	2:24.815
24	1 LAP	2:31.514	21	1:55.430	2:11.554	88	1 LAP	2:17.526	59	2 LAPS	2:17.192
4	3 LAPS	2:21.605	4	3 LAPS	2:23.282	12	2 LAPS	2:24.635	44	1:19.155	2:09.550
21	1:50.998	2:11.427	34	2:07.536	2:13.683				79	4 LAPS	2:30.888
23	3 LAPS	2:21.463	23	3 LAPS	2:23.785				52	4 LAPS	2:35.953
17	2 LAPS	2:21.614							88	1 LAP	2:16.588
127	2 LAPS	2:19.567							12	2 LAPS	2:23.165
34	2:00.975	2:12.588									

Session Start: 16:28:05 - Finish: 17:29:02
Weather/Track Conditions Bright / Dry
Circuit: Silverstone Historic Grand Prix
Track Length: 5.857 Km - 3.6394 miles

Silverstone International Trophy - 20 - 21 May 2017

HSCC/HRSR Historic Touring Cars Race 15 - Classification

Sheet No:

POS	NO	DRIVER/S	CLASS	CLASS POS	CAR MAKE / MODEL	TIME	LAPS	GAP	DIFF	MPH	BEST	ON
1	10	Jack Drury	K1	1	Ford Falcon	20:17.635	8	-- 8 laps --		86.08	2:31.494	4
2	166	Rob Fenn	K1	2	Ford Mustang	20:26.509	8	8.874	8.874	85.45	2:31.949	3
3	6	Julian Thomas	K1	3	Ford Falcon	20:45.778	8	28.143	19.269	84.13	2:34.868	4
4	3	Peter Halford	K1	4	Ford Mustang	20:46.052	8	28.417	0.274	84.12	2:34.341	6
5	32	Richard Belcher	B	1	Ford Lotus Cortina	21:05.198	8	47.563	19.146	82.84	2:37.317	3
6	42	John Spiers	K2	1	Ford Lotus Cortina	21:08.263	8	50.628	3.065	82.64	2:37.304	7
7	1	Simon Benoy	E	1	Hillman Imp	21:18.006	8	1:00.371	9.743	82.01	2:38.360	2
8	69	Bob Bullen	C	1	Ford Anglia	21:20.593	8	1:02.958	2.587	81.85	2:38.358	8
9	15	Mark Watts	K1	5	Ford Mustang	21:29.460	8	1:11.825	8.867	81.28	2:39.745	8
10	170	Marcus Jewell	K2	2	Ford Lotus Cortina	21:31.906	8	1:14.271	2.446	81.13	2:39.876	8
11	83	Michael Steele	K1	6	Ford Galaxie	21:47.564	8	1:29.929	15.658	80.16	2:41.872	4
12	159	Nigel Williams	K2	3	Alfa Romeo Giulia GTA	23:03.437	8	2:45.802	1:15.873	75.76	2:51.874	3
13	110	Richard Owen	K1	7	Ford Galaxie	20:27.939	7	-- 7 laps --	18.526	74.68	2:53.090	3

----- NOT CLASSIFIED -----

DNF 97	David Heale	E		Hillman Imp	19:53.468	7	-- 7 laps --		76.84	2:46.592	2
DNC 44	Ben Winrow	K2		Ford Lotus Cortina	20:59.142	5	-- 5 laps --	6:57.091	52.02	2:34.523	1
DNF 57	David Hall	K2		Ford Lotus Cortina	12:09.883	4	-- 4 laps --	1:34.099	71.80	2:54.737	2
DNF 38	Graeme Kersley	K2		Ford Lotus Cortina	5:51.276	2	-- 2 laps --		74.59	2:52.899	2

----- FASTEST LAP SUMMARY -----

NO	DRIVER/S	CLASS	CAR MAKE / MODEL	FASTEST LAP	ON	MPH
10	Jack Drury	K1	Ford Falcon	2:31.494	4	86.48
44	Ben Winrow	K2	Ford Lotus Cortina	2:34.523	1	84.79
32	Richard Belcher	B	Ford Lotus Cortina	2:37.317	3	83.28
69	Bob Bullen	C	Ford Anglia	2:38.358	8	82.73
1	Simon Benoy	E	Hillman Imp	2:38.360	2	82.73

Session Start: 17:43:31 - Finish: 18:03:48

Weather/Track Conditions: Sun/Dry

Circuit: Silverstone Historic Grand Prix

Track Length: 5.857 Km - 3.6394 miles

These results are provisional until the conclusion of any judicial and technical matters.

Clerk of the Course: <div style="text-align: right;">Julian Floyd</div>	Timekeeper: <div style="text-align: right;">Nick Palmer</div>	Issued at:
--	--	------------

Silverstone International Trophy - 20 - 21 May 2017

HSCC/HRSR Historic Touring Cars

Race 15 - Sector Analysis

1 Simon Benoy (E)								Hillman Imp							
lap	Sect-1	Speed	Sect-2	Speed	Sect-3	Speed	Laptime Pit	lap	Sect-1	Speed	Sect-2	Speed	Sect-3	Speed	Laptime Pit
1			1: 19.929	109.3	29.553	100.4	2: 41.356	5	50.407		1: 19.167	107.2	29.609	97.9	2: 39.183
2	49.497		1: 19.665	109.3	29.198	99.2	2: 38.360	6	50.054		1: 19.829	106.9	29.928	98.3	2: 39.811
3	49.762		1: 19.103	108.4	29.737	98.5	2: 38.602	7	50.580		1: 20.035	105.7	29.968	98.5	2: 40.583
4	49.964		1: 19.633	106.0	29.818	98.2	2: 39.415	8	50.332		1: 20.406	105.4	29.958	96.4	2: 40.696

3 Peter Hallford (K1)								Ford Mustang							
lap	Sect-1	Speed	Sect-2	Speed	Sect-3	Speed	Laptime Pit	lap	Sect-1	Speed	Sect-2	Speed	Sect-3	Speed	Laptime Pit
1			1: 19.299	125.0	30.365	106.9	2: 40.092	5	47.907		1: 17.985	126.1	29.078	112.6	2: 34.970
2	48.134		1: 18.954	126.4	28.976	110.9	2: 36.064	6	47.456		1: 17.806	127.8	29.079	113.4	2: 34.341
3	47.848		1: 18.407	127.8	28.906	112.0	2: 35.161	7	48.515		1: 18.017	125.2	29.284	112.0	2: 35.816
4	48.025		1: 17.635	125.9	28.818	111.3	2: 34.478	8	48.168		1: 17.978	125.4	28.984	112.2	2: 35.130

6 Julian Thomas (K1)								Ford Falcon							
lap	Sect-1	Speed	Sect-2	Speed	Sect-3	Speed	Laptime Pit	lap	Sect-1	Speed	Sect-2	Speed	Sect-3	Speed	Laptime Pit
1			1: 18.151	119.4	29.351	108.2	2: 35.954	5	48.941		1: 18.856	119.0	29.752	110.2	2: 37.549
2	47.915		1: 18.383	116.9	29.543	111.8	2: 35.841	6	47.555		1: 18.147	121.6	29.493	110.3	2: 35.195
3	47.872		1: 18.214	123.4	29.354	111.5	2: 35.440	7	48.102		1: 18.248	119.4	29.416	111.3	2: 35.766
4	47.637		1: 17.623	115.7	29.608	106.2	2: 34.868	8	47.613		1: 18.098	121.1	29.454	112.4	2: 35.165

10 Jack Drury (K1)								Ford Falcon							
lap	Sect-1	Speed	Sect-2	Speed	Sect-3	Speed	Laptime Pit	lap	Sect-1	Speed	Sect-2	Speed	Sect-3	Speed	Laptime Pit
1				128.1	28.919	114.4	2: 31.901	5				124.3	28.476	110.2	2: 31.634
2				124.0	28.493	108.7	2: 32.730	6				124.7	28.484	110.9	2: 32.358
3				124.7	28.587	110.3	2: 32.257	7				122.0	28.536	110.7	2: 32.389
4				126.6	28.446	111.7	2: 31.494	8				124.3	28.578	112.6	2: 32.872


15 Mark Watts (K1)								Ford Mustang							
lap	Sect-1	Speed	Sect-2	Speed	Sect-3	Speed	Laptime Pit	lap	Sect-1	Speed	Sect-2	Speed	Sect-3	Speed	Laptime Pit
1				113.6	30.211	109.4	2: 43.771	5				116.3	29.983	110.2	2: 40.149
2				113.6	30.683	109.1	2: 42.687	6				118.8	30.064	110.7	2: 40.046
3				118.1	30.201	110.5	2: 42.489	7				118.4	29.948	111.7	2: 39.953
4				116.3	30.091	110.9	2: 40.620	8				118.6	30.081	110.9	2: 39.745

32 Richard Belcher (B)								Ford Lotus Cortina							
lap	Sect-1	Speed	Sect-2	Speed	Sect-3	Speed	Laptime Pit	lap	Sect-1	Speed	Sect-2	Speed	Sect-3	Speed	Laptime Pit
1			1: 18.699	116.7	29.051	107.1	2: 37.609	5	49.138		1: 19.765	118.4	29.538	105.2	2: 38.441
2	48.954		1: 19.445	117.1	29.249	106.6	2: 37.648	6	49.215		1: 19.990	117.9	29.633	105.1	2: 38.838
3	48.584		1: 19.594	120.3	29.139	106.8	2: 37.317	7	49.845		1: 20.391	117.1	29.512	106.4	2: 39.748
4	48.902		1: 19.376	119.2	29.336	105.4	2: 37.614	8	49.361		1: 18.828	117.9	29.794	104.9	2: 37.983

38 Graeme Kersley (K2)								Ford Lotus Cortina							
lap	Sect-1	Speed	Sect-2	Speed	Sect-3	Speed	Laptime Pit	lap	Sect-1	Speed	Sect-2	Speed	Sect-3	Speed	Laptime Pit
1			1: 27.939	106.5	31.432	98.3	2: 58.377	2	53.224		1: 27.802	101.2	31.873	95.9	2: 52.899

42 John Spiers (K2)								Ford Lotus Cortina							
lap	Sect-1	Speed	Sect-2	Speed	Sect-3	Speed	Laptime Pit	lap	Sect-1	Speed	Sect-2	Speed	Sect-3	Speed	Laptime Pit
1			1: 18.678	113.2	31.222	101.3	2: 39.956	5	49.309		1: 19.245	112.2	30.307	99.8	2: 38.861
2	49.722		1: 19.664	112.8	29.364	100.9	2: 38.750	6	49.414		1: 20.036	110.4	29.529	99.6	2: 38.979
3	48.847		1: 18.901	111.5	30.197	99.2	2: 37.945	7	49.062		1: 18.718	110.9	29.524	100.9	2: 37.304
4	49.110		1: 19.560	111.7	29.761	99.5	2: 38.431	8	48.453		1: 20.032	110.0	29.552	100.4	2: 38.037

44 Ben Winrow (K2)								Ford Lotus Cortina							
lap	Sect-1	Speed	Sect-2	Speed	Sect-3	Speed	Laptime Pit	lap	Sect-1	Speed	Sect-2	Speed	Sect-3	Speed	Laptime Pit
1			1: 17.244	115.5	28.771	103.4	2: 34.523	4	48.903		1: 18.635	98.7	In		2: 50.591 P
2	48.630		1: 17.609	114.3	29.218	102.4	2: 35.457	5	Out		1: 18.402	113.7	In		10: 23.358 P
3	48.507		1: 17.405	115.1	29.301	102.0	2: 35.213	6							



Session Start: 17:43:31 - Finish: 18:03:48
Weather/Track Conditions: Sun / Dry
Circuit: Silverstone Historic Grand Prix
Track Length: 5.857 Km - 3.6394 miles

Silverstone International Trophy - 20 - 21 May 2017

HSCC/HRSR Historic Touring Cars

Race 15 - Sector Analysis

57 David Hall (K2)							Ford Lotus Cortina										
lap	Sect-1	Speed	Sect-2	Speed	Sect-3	Speed	Laptime	Pit	lap	Sect-1	Speed	Sect-2	Speed	Sect-3	Speed	Laptime	Pit
1			1:28.670	95.2	33.302	90.5	2:59.029		3	54.623		1:28.517	96.1	33.333	77.4	2:56.473	
2	54.650		1:27.748	97.8	32.339	88.3	2:54.737		4	57.024		1:33.546	96.3	In		3:19.644	P

69 Bob Bullen (C)							Ford Anglia										
lap	Sect-1	Speed	Sect-2	Speed	Sect-3	Speed	Laptime	Pit	lap	Sect-1	Speed	Sect-2	Speed	Sect-3	Speed	Laptime	Pit
1				111.3	29.457		2:44.431		5			111.8		29.617	95.9	2:38.525	
2				110.0	29.977	98.2	2:41.223		6			111.3		29.854		2:38.634	
3				110.7	29.817	97.1	2:39.743		7			110.9		29.897	101.5	2:38.678	
4				110.6	29.904	99.5	2:41.001		8			112.8		29.853	101.0	2:38.358	

83 Michael Steele (K1)							Ford Galaxie										
lap	Sect-1	Speed	Sect-2	Speed	Sect-3	Speed	Laptime	Pit	lap	Sect-1	Speed	Sect-2	Speed	Sect-3	Speed	Laptime	Pit
1			1:23.143	113.7	30.487	105.2	2:47.349		5	50.719		1:22.249	114.5	30.564	104.1	2:43.532	
2	50.209		1:22.326	112.8	29.964	107.1	2:42.499		6	49.965		1:21.974	107.7	30.538	103.1	2:42.477	
3	49.682		1:22.789	115.3	30.832	101.5	2:43.303		7	51.423		1:21.458	114.9	30.181	106.8	2:43.062	
4	49.954		1:21.574	114.3	30.344	102.9	2:41.872		8	50.189		1:22.005	113.9	31.276	106.1	2:43.470	


97 David Heale (E)							Hillman Imp										
lap	Sect-1	Speed	Sect-2	Speed	Sect-3	Speed	Laptime	Pit	lap	Sect-1	Speed	Sect-2	Speed	Sect-3	Speed	Laptime	Pit
1			1:24.184	103.4	31.035	93.4	2:50.161		5	52.824		1:25.037	101.2	31.080	91.6	2:48.941	
2	52.130		1:23.399	102.9	31.063	92.4	2:46.592		6	54.398		1:26.516	97.7	33.125	86.2	2:54.039	
3	52.788		1:24.696	101.2	30.589	93.0	2:48.073		7	57.217		1:27.616	98.1	32.545	88.0	2:57.378	
4	53.278		1:24.127	101.4	30.879	92.1	2:48.284		8								

110 Richard Owen (K1)							Ford Galaxie										
lap	Sect-1	Speed	Sect-2	Speed	Sect-3	Speed	Laptime	Pit	lap	Sect-1	Speed	Sect-2	Speed	Sect-3	Speed	Laptime	Pit
1			1:28.045	105.7	31.949	99.5	2:57.787		5	55.262		1:28.692	99.9	33.104	97.0	2:57.058	
2	53.208		1:27.956	106.5	31.974	98.9	2:53.138		6	54.182		1:28.900	98.4	32.174	100.1	2:55.256	
3	53.237		1:27.698	103.4	32.155	99.0	2:53.090		7	53.829		1:30.657	100.6	32.539	102.0	2:57.025	
4	53.563		1:28.644	102.9	32.378	99.6	2:54.585		8								

159 Nigel Williams (K2)							Alfa Romeo Giulia GTA										
lap	Sect-1	Speed	Sect-2	Speed	Sect-3	Speed	Laptime	Pit	lap	Sect-1	Speed	Sect-2	Speed	Sect-3	Speed	Laptime	Pit
1			1:27.002	104.4	31.349	97.4	2:55.482		5	54.175		1:26.799	104.7	31.333	97.4	2:52.307	
2	54.195		1:25.983	104.9	32.308	96.6	2:52.486		6	54.530		1:26.368	105.0	31.994	97.7	2:52.892	
3	54.202		1:26.236	105.4	31.436	97.7	2:51.874		7	54.196		1:26.681	103.1	31.591	98.0	2:52.468	
4	54.189		1:26.390	104.0	31.325	97.3	2:51.904		8	54.596		1:26.988	104.7	32.440	84.9	2:54.024	

166 Rob Fenn (K1)							Ford Mustang										
lap	Sect-1	Speed	Sect-2	Speed	Sect-3	Speed	Laptime	Pit	lap	Sect-1	Speed	Sect-2	Speed	Sect-3	Speed	Laptime	Pit
1			1:16.713	121.6	29.248	112.8	2:32.157		5	46.872		1:17.021	121.4	29.349	110.9	2:33.242	
2	47.255		1:17.537	122.7	28.950	112.2	2:33.742		6	46.747		1:17.521	118.6	29.326	110.7	2:33.594	
3	46.563		1:16.594	122.9	28.792	112.0	2:31.949		7	47.868		1:17.396	119.6	29.406	111.3	2:34.670	
4	46.667		1:16.556	121.4	29.255	111.8	2:32.478		8	47.075		1:18.021	113.0	29.581	110.3	2:34.677	

170 Marcus Jewell (K2)							Ford Lotus Cortina										
lap	Sect-1	Speed	Sect-2	Speed	Sect-3	Speed	Laptime	Pit	lap	Sect-1	Speed	Sect-2	Speed	Sect-3	Speed	Laptime	Pit
1			1:23.179	111.7	30.719	99.2	2:45.911		5	49.787		1:20.194	110.4	30.340	98.9	2:40.321	
2	50.096		1:20.546	110.6	30.793	99.3	2:41.435		6	49.993		1:20.181	110.6	29.717	99.9	2:39.891	
3	50.418		1:21.431	109.3	30.789	99.0	2:42.638		7	49.989		1:20.456	110.9	30.382	99.0	2:40.827	
4	50.031		1:20.966	112.0	30.010	99.3	2:41.007		8	49.966		1:19.692	111.1	30.218	99.3	2:39.876	




Session Start: 17:43:31 - Finish: 18:03:48
Weather/Track Conditions: Sun / Dry
Circuit: Silverstone Historic Grand Prix
Track Length: 5.857 Km - 3.6394 miles

Silverstone International Trophy - 20 - 21 May 2017

HSCC/HRSR Historic Touring Cars

Race 15 - Best Sector Times

	SECTOR 1			SECTOR 2			SECTOR 3			IDEAL / BEST LAP COMPARISON					
	NO	TIME	LAP	NO	TIME	LAP	NO	TIME	LAP	NO	NAME	BEST	IN	IDEAL	DIFF
1	166	46.563	3	166	1:16.556	4	10	28.446	4	10	Jack Drury	2:31.494	4		+
2	3	47.456	6	44	1:17.244	1	44	28.771	1	166	Rob Fenn	2:31.949	3	2:31.911	+0.038
3	6	47.555	6	6	1:17.623	4	166	28.792	3	3	Peter Hallford	2:34.341	6	2:33.909	+0.432
4	42	48.453	8	3	1:17.635	4	3	28.818	4	6	Julian Thomas	2:34.868	4	2:34.529	+0.339
5	44	48.507	3	42	1:18.678	1	32	29.051	1	42	John Spiers	2:37.304	7	2:36.495	+0.809
6	32	48.584	3	32	1:18.699	1	1	29.198	2	32	Richard Belcher	2:37.317	3	2:36.334	+0.983
7	1	49.497	2	1	1:19.103	3	6	29.351	1	69	Bob Bullen	2:38.358	8		+
8	83	49.682	3	170	1:19.692	8	42	29.364	2	1	Simon Benoy	2:38.360	2	2:37.798	+0.562
9	170	49.787	5	83	1:21.458	7	69	29.457	1	15	Mark Watts	2:39.745	8		+
10	97	52.130	2	97	1:23.399	2	170	29.717	6	170	Marcus Jew ell	2:39.876	8	2:39.196	+0.680
11	110	53.208	2	159	1:25.983	2	15	29.948	7	83	Michael Steele	2:41.872	4	2:41.104	+0.768
12	38	53.224	2	110	1:27.698	3	83	29.964	2	159	Nigel Williams	2:51.874	3	2:51.483	+0.391
13	159	54.175	5	57	1:27.748	2	97	30.589	3	110	Richard Ow en	2:53.090	3	2:52.855	+0.235
14	57	54.623	3	38	1:27.802	2	159	31.325	4	44	Ben Winrow	2:34.523	1	2:34.522	+0.001
15	10			10			38	31.432	1	97	David Heale	2:46.592	2	2:46.118	+0.474
16	15			15			110	31.949	1	38	Graeme Kersley	2:52.899	2	2:52.458	+0.441
17	69			69			57	32.339	2	57	David Hall	2:54.737	2	2:54.710	+0.027



Session Start: 17:43:31 - Finish: 18:03:48
Weather/Track Conditions: Sun / Dry
Circuit: Silverstone Historic Grand Prix
Track Length: 5.857 Km - 3.6394 miles




Silverstone International Trophy - 20 - 21 May 2017

HSCC/HRSR Historic Touring Cars

Race 15 - Best Sector Speeds

	NO	SECTOR 1	MPH	NO	SECTOR 2	MPH	NO	SECTOR 3	MPH
1		NO SPEED TRAP		10	Jack Drury	128.1	10	Jack Drury	114.4
2				3	Peter Hallford	127.8	3	Peter Hallford	113.4
3				6	Julian Thomas	123.4	166	Rob Fenn	112.8
4				166	Rob Fenn	122.9	6	Julian Thomas	112.4
5				32	Richard Belcher	120.3	15	Mark Watts	111.7
6				15	Mark Watts	118.8	32	Richard Belcher	107.1
7				44	Ben Winrow	115.5	83	Michael Steele	107.1
8				83	Michael Steele	115.3	44	Ben Winrow	103.4
9				42	John Spiers	113.2	110	Richard Owen	102.0
10				69	Bob Bullen	112.8	69	Bob Bullen	101.5
11				170	Marcus Jewell	112.0	42	John Spiers	101.3
12				1	Simon Benoy	109.3	1	Simon Benoy	100.4
13				38	Graeme Kersley	106.5	170	Marcus Jewell	99.9
14				110	Richard Owen	106.5	38	Graeme Kersley	98.3
15				159	Nigel Williams	105.4	159	Nigel Williams	98.0
16				97	David Heale	103.4	97	David Heale	93.4
17				57	David Hall	97.8	57	David Hall	90.5



Session Start: 17:43:31 - Finish: 18:03:48
Weather/Track Conditions: Sun / Dry
Circuit: Silverstone Historic Grand Prix
Track Length: 5.857 Km - 3.6394 miles

Silverstone International Trophy - 20 - 21 May 2017

HSCC/HRSR Historic Touring Cars

Race 15 - Lap Chart

Lap 1			Lap 2			Lap 3			Lap 4			Lap 5			Lap 6		
NO	Behind	Laptime	NO	Behind	Laptime	NO	Behind	Laptime	NO	Behind	Laptime	NO	Behind	Laptime	NO	Behind	Laptime
10		2:31.901	10		2:32.730	10		2:32.257	10		2:31.494	10		2:31.634	10		2:32.358
166	0.256	2:32.157	166	1.268	2:33.742	166	0.960	2:31.949	166	1.944	2:32.478	166	3.552	2:33.242	166	4.788	2:33.594
44	2.622	2:34.523	44	5.349	2:35.457	44	8.305	2:35.213	6	13.721	2:34.868	6	19.636	2:37.549	6	22.473	2:35.195
6	4.053	2:35.954	6	7.164	2:35.841	6	10.347	2:35.440	3	17.413	2:34.478	3	20.749	2:34.970	3	22.732	2:34.341
32	5.708	2:37.609	32	10.626	2:37.648	3	14.429	2:35.161	32	21.806	2:37.614	32	28.613	2:38.441	32	35.093	2:38.838
42	8.055	2:39.956	3	11.525	2:36.064	32	15.686	2:37.317	42	26.700	2:38.431	42	33.927	2:38.861	42	40.548	2:38.979
3	8.191	2:40.092	42	14.075	2:38.750	42	19.763	2:37.945	44	27.402	2:50.591	1	36.900	2:39.183	1	44.353	2:39.811
1	9.455	2:41.356	1	15.085	2:38.360	1	21.430	2:38.602	1	29.351	2:39.415	69	44.907	2:38.525	69	51.183	2:38.634
15	11.870	2:43.771	69	21.023	2:41.223	69	28.509	2:39.743	69	38.016	2:41.001	15	49.700	2:40.149	15	57.388	2:40.046
69	12.530	2:44.431	15	21.827	2:42.687	15	32.059	2:42.489	15	41.185	2:40.620	170	51.296	2:40.321	170	58.829	2:39.891
170	14.010	2:45.911	170	22.715	2:41.435	170	33.096	2:42.638	170	42.609	2:41.007	83	58.539	2:43.532	83	1:08.658	2:42.477
83	15.448	2:47.349	83	25.217	2:42.499	83	36.263	2:43.303	83	46.641	2:41.872	97	1:22.035	2:48.941	97	1:43.716	2:54.039
97	18.260	2:50.161	97	32.122	2:46.592	97	47.938	2:48.073	97	1:04.728	2:48.284	159	1:44.037	2:52.307	159	2:04.571	2:52.892
159	23.581	2:55.482	159	43.337	2:52.486	159	1:02.954	2:51.874	159	1:23.364	2:51.904	110	1:55.642	2:57.058	110	2:18.540	2:55.256
110	25.886	2:57.787	110	46.294	2:53.138	110	1:07.127	2:53.090	110	1:30.218	2:54.585						
38	26.476	2:58.377	38	46.645	2:52.899	57	1:13.351	2:56.473	57	2:01.501	3:19.644						
57	27.128	2:59.029	57	49.135	2:54.737												

Session Start: 17:43:31 - Finish: 18:03:48

Weather/Track Conditions: Sun/Dry

Circuit: Silverstone Historic Grand Prix

Track Length: 5.857 Km - 3.6394 miles

Silverstone International Trophy - 20 - 21 May 2017

HSCC/HRSR Historic Touring Cars

Race 15 - Lap Chart

Lap 7			Lap 8		
NO	Behind	Laptime	NO	Behind	Laptime
10		2:32.389	10		2:32.872
166	7.069	2:34.670	166	8.874	2:34.677
6	25.850	2:35.766	110	1 LAP	2:57.025
3	26.159	2:35.816	6	28.143	2:35.165
32	42.452	2:39.748	3	28.417	2:35.130
42	45.463	2:37.304	44	3 LAPS	10:23.358
1	52.547	2:40.583	32	47.563	2:37.983
69	57.472	2:38.678	42	50.628	2:38.037
15	1:04.952	2:39.953	1	1:00.371	2:40.696
170	1:07.267	2:40.827	69	1:02.958	2:38.358
83	1:19.331	2:43.062	15	1:11.825	2:39.745
97	2:08.705	2:57.378	170	1:14.271	2:39.876
159	2:24.650	2:52.468	83	1:29.929	2:43.470
			159	2:45.802	2:54.024

Session Start: 17:43:31 - Finish: 18:03:48
Weather/Track Conditions: Sun/Dry
Circuit: Silverstone Historic Grand Prix
Track Length: 5.857 Km - 3.6394 miles