

Algarve Classic Festival 2017

Autodromo Int. Algarve

IBERIAN HISTORIC ENDURANCE

Result of Qualifying

26 - 29 October 2017
Autodromo Internacional Algarve - 4652 mtr.


Pos	Nbr	Name / Entrant	Car	Cls	PlC	Fastest	In	Gap	Diff	Laps	Km/h
1	13	Nolte-Stippler(DE) Georg Nolte	Ford GT40	I-GTP 6t	1	2:02.594	2			8	136.63
2	237	Walker-Griffiths-ADAMS(UK) Philip Walker	Ford GT40	I-GTP 6t	2	2:05.500	10	2.906	2.906	16	133.47
3	120	Voyazides-Hadfield(UK) Leo Voyazides	Ford GT40	I-GTP 6t	3	2:05.518	8	2.924	0.018	10	133.45
4	227	Carlos Barbot(PT) Carlos Barbot	Merlyn	H-1965	1	2:08.145	3	5.551	2.627	13	130.71
5	125	Daniel Gibson (GB)	Cobra Daytona	I-GTP 6t	4	2:10.183	6	7.589	2.038	17	128.67
6	110	Michiel Campagne(NL) Michiel Campagne	Chevrolet Corvette Grand Sport	I-GTP 6t	5	2:10.323	4	7.729	0.140	7	128.53
7	97	Wilson-Pittard(UK)	Lotus Elan	H-1965	2	2:10.664	2	8.070	0.341	11	128.19
8	76	Haddon-Martin(UK)	AC Cobra	H-1965	3	2:10.808	5	8.214	0.144	9	128.05
9	233	Hugo Guimaraes (PT)	PORSCHE 911 RS 3.0	H-C	1	2:10.903	3	8.309	0.095	3	127.96
10	182	Hilliard-Guess(GB) Feathers Motor Sport	Ginetta G10	I-GTP 6t	6	2:11.149	3	8.555	0.246	7	127.72
11	81	Mário Silva(PT) Mário Silva	Ford Escort RS 1600	H-1976	1	2:11.484	4	8.890	0.335	8	127.39
12	60	Bastos Rezende-Pais do Amaral(PT) Pedro Bastos Rezende	Porsche 911 3.0 RS	H-1976	2	2:11.704	5	9.110	0.220	5	127.18
13	16	Francisco Albuquerque(PT) Francisco Albuquerque	Lotus Elan	H-1965	4	2:13.153	14	10.559	1.449	16	125.80
14	100	Pires-Raposo Magalhães(PT) Hipólito Pires	Shelby Mustang	H-1965	5	2:14.032	4	11.438	0.879	11	124.97
15	47	Bob Stevens(NL) Bob Stevens	Lotus Elan 26R	H-1965	6	2:14.335	8	11.741	0.303	14	124.69
16	167	Dod-Dod(UK) Peter Dod	TVR Griffith 400	H-1965	7	2:14.616	5	12.022	0.281	12	124.43
17	19	Tice-Conoley(UK) Allen Tice	Marcos 1800	H-1965	8	2:15.446	6	12.852	0.830	12	123.67
18	150	ALEXANDRE GUIMARÃES(PT) RP MOTORSPORT	LOTUS ELAN	H-1971	1	2:15.553	2	12.959	0.107	11	123.57
19	58	Antonio Gutiérrez(ESP) AECD	Porsche 911 ST	H-1971	2	2:15.624	13	13.030	0.071	13	123.51
20	179	Rui Ribeiro (PT)	Ford Escort RS 2000	H-1971	3	2:15.635	8	13.041	0.011	16	123.50

Fastest time: 2:02.594 in lap 2 by nbr. 13: Nolte-Stippler ()

Publication-time

Results: <https://livetiming.raceresults.nu/autodromodoalgarve>

Timekeeping by :

Clerk of the Course	Steward	Timekeeper  Miguel C. Calado Gloria
---------------------	---------	---

Algarve Classic Festival 2017

Autodromo Int. Algarve

IBERIAN HISTORIC ENDURANCE

Result of Qualifying

26 - 29 October 2017
Autodromo Internacional Algarve - 4652 mtr.


Pos	Nbr	Name / Entrant	Car	Cls	PIC	Fastest	In	Gap	Diff	Laps	Km/h
21	46	Jos Stevens(NL) Jos Stevens	Lotus Elan 26R	H-1965	9	2:15.687	14	13.093	0.052	15	123.45
22	158	Pinto-Pinto(PT)	BMW 2002 Ti	H-C	2	2:16.294	6	13.700	0.607	9	122.90
23	14	João Mira Gomes(PT) João Mira Gomes	Lotus Seven	H-GTP 65	7	2:16.346	12	13.752	0.052	13	122.85
24	40	António Simões (PT)	Ford Escort RS1800	H-1971	4	2:16.832	3	14.238	0.486	8	122.42
25	89	Frits Campagne(NL) Frits Campagne	Ford Falcon	H-1965	10	2:16.906	8	14.312	0.074	12	122.35
26	192	Thomas-Lockie(UK) Julian Thomas	Ford Falcon	H-1965	11	2:17.131	15	14.537	0.225	16	122.15
27	219	Tice-Conoley(UK) Allen Tice	BMW 2002	H-C	3	2:17.158	3	14.564	0.027	12	122.12
28	137	Freitas-Ribeiro(PT) César Freitas	Ferrari 308 GT4	H-1976	3	2:18.143	3	15.549	0.985	6	121.25
29	258	Boel-Rubbio(NL) Pieter Boel	ISO Grifo A3C	H-1965	12	2:19.001	11	16.407	0.858	12	120.51
30	170	Paulo Sousa(PT) Paulo Sousa	Saab Sonett III	H-1976	4	2:19.367	7	16.773	0.366	7	120.19
31	131	Bonny-Renavand(FR) Philippe Bonny	BMW 2002 Ti	H-1971	5	2:19.959	6	17.365	0.592	16	119.68
32	180	Mauro Fernandes(PT) Mauro Fernandes	Ford Escort RS 2000	H-1976	5	2:22.422	4	19.828	2.463	5	117.61
33	159	Vaz-Soares(PT) Miguel Vaz	Datsun 510/1600 SSS	H-1971	6	2:22.661	11	20.067	0.239	14	117.41
34	123	Marcel van Laarhoven(NL) Marcel van Laarhoven	Ford Mustang Shelby 350 GT	H-1965	13	2:22.728	10	20.134	0.067	16	117.36
35	121	Rayment-Wheeler(UK) Paul Rayment	MG B	H-1965	14	2:22.765	5	20.171	0.037	14	117.33
36	105	Filipe Nogueira(PT) Filipe Nogueira	Ford Escort RS 2000	H-1976	6	2:22.844	6	20.250	0.079	13	117.26
37	103	Luis Sousa Ribeiro(PT) Luis Sousa Ribeiro	Ford Cortina Lotus	H-1965	15	2:23.608	9	21.014	0.764	15	116.64
38	57	Brizido-Cardoso	Porsche 911 ST	H-1976	7	2:23.954	9	21.360	0.346	11	116.36
39	82	Fernandes-Jorge Fernandes(PT) Pedro Fernandes	Opel GT	H-1971	7	2:24.636	4	22.042	0.682	8	115.81
40	62	JORGE CORREA (PT)	FORD CAPRI 3000 GT	H-1976	8	2:25.312	4	22.718	0.676	4	115.27

Fastest time: 2:02.594 in lap 2 by nbr. 13: Nolte-Stippler ()

Publication-time

Results: <https://livetiming.raceresults.nu/autodromodalgarve>

Timekeeping by :

Clerk of the Course	Steward	Timekeeper  Miguel C. Calado Gloria
---------------------	---------	---

Algarve Classic Festival 2017

Autodromo Int. Algarve

IBERIAN HISTORIC ENDURANCE

Result of Qualifying

26 - 29 October 2017
Autodromo Internacional Algarve - 4652 mtr.


Pos	Nbr	Name / Entrant	Car	Cls	PlC	Fastest	In	Gap	Diff	Laps	Km/h
41	106	Javier Ortega (ESP) Javier Ortega	Jaguar E-Type 3.8	H-1965	16	2:25.374	10	22.780	0.062	13	115.22
42	44	Carvalhosa-dal Maso (PT) José Carvalhosa	Porsche 911-S SWB	H-1971	8	2:25.803	4	23.209	0.429	12	114.88
43	206	Parsons-Birchenough (UK) Richard Parsons	Moris Mini Cooper 'S'	H-1965	17	2:26.001	3	23.407	0.198	11	114.73
44	25	António Torres da Silva (PT) António Torres da Silva	Porsche 911 SWB	H-1965	18	2:27.736	11	25.142	1.735	14	113.38
45	203	David Daniels (FR) David Daniels	Austin Healey 3000	H-1965	19	2:32.278	6	29.684	4.542	15	110.00
46	117	Dal Maso-Carvalhosa (PT) Piero Dal Maso	Jaguar MK2	H-1965	20	2:38.695	10	36.101	6.417	10	105.55
47	116	TOURNEUR VICENT (FR)	Porsche 356	H-1965	21	2:39.757	11	37.163	1.062	15	104.85
48	101	Bart Uiterwaal (NL) Bart Uiterwaal	Ford Mustang MK1	H-1965	22	2:40.702	2	38.108	0.945	14	104.23
49	201	Dutoya-F Dutoya (FR) Laurent Dutoya	Ginetta G4R	I-GTP 65	8	2:47.007	1	44.413	6.305	2	100.30
50	231	Mezard-Bonfillon (FR) Hugo Mezard	Alfa Romeo 1750 Veloce	H-1971	9	2:47.662	2	45.068	0.655	4	99.91
51	109	Perivier-Lambert (FR)	Porsche	GTS-10	1	2:50.459	5	47.865	2.797	13	98.27

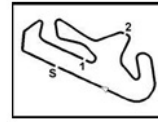
Fastest time : 2:02.594 in lap 2 by nbr. 13: Nolte-Stippler ()

Publication-time

Results: <https://livetiming.raceresults.nu/autodromodalgarve>

Timekeeping by :

Clerk of the Course	Steward	Timekeeper  Miguel C. Calado Gloria
---------------------	---------	---



Algarve Classic Festival 2017

Autodromo Int. Algarve

IBERIAN HISTORIC ENDURANCE

Laptimes - Qualifying

26 - 29 October 2017

Autodromo Internacional Algarve - 4652 mtr.

Nbr	Name	Laps	lap	Lap ..1	Lap ..2	Lap ..3	Lap ..4	Lap ..5	Lap ..6	Lap ..7	Lap ..8	Lap ..9	Lap ..0
13	Noite-Stippler	8	1 - 10	2:02.963	2:02.594	2:09.141	6:37.024	2:18.654	2:17.351	2:17.204	2:47.893		
237	Walker-Griffiths-ADAMS	16	1 - 10	2:10.939	2:09.463	2:08.353	2:16.384	4:12.519	2:09.987	2:08.669	2:29.593	5:03.242	2:05.500
			11 - 20	2:06.924	2:06.295	2:06.087	2:06.035	2:05.590	2:19.219				
120	Voyazides-Hadfield	10	1 - 10	2:08.619	2:09.984	2:24.190	4:34.524	2:08.616	2:06.901	2:08.101	2:05.518	2:06.300	2:39.612
227	Carlos Barbot	13	1 - 10	2:16.376	2:11.558	2:08.145	2:13.136	2:50.674	9:33.590	2:17.891	2:16.202	2:15.185	2:18.503
			11 - 20	4:38.360	2:10.286	2:11.087							
125	Daniel Gibson	17	1 - 10	2:18.623	2:14.584	2:13.897	2:12.483	2:10.543	2:10.183	2:10.558	2:10.401	2:33.105	5:19.655
			11 - 20	2:10.928	2:10.455	2:11.055	2:10.373	2:31.459	2:16.218	2:11.192			
110	Michiel Campagne	7	1 - 10	2:30.449	2:12.321	2:11.916	2:10.323	2:18.135	14:42.652	3:03.313			
97	Wilson-Pittard	11	1 - 10	2:15.232	2:10.664	2:10.717	2:25.724	6:43.374	2:20.332	2:22.748	2:24.283	2:19.656	2:17.141
			11 - 20	2:29.424									
76	Haddon-Martin	9	1 - 10	2:29.980	4:37.450	2:25.812	3:53.973	2:10.808	2:12.617	2:11.338	2:13.145	2:26.538	
233	Hugo Guimaraes	3	1 - 10	11:59.121	8:12.479	2:10.903							
182	Hilliard-Guess	7	1 - 10	2:27.165	2:16.071	2:11.149	2:14.432	2:25.565	5:01.276	13:48.845			
81	Mário Silva	8	1 - 10	2:30.148	2:11.501	2:11.900	2:11.484	2:30.780	5:25.612	2:18.648	2:29.653		
60	Bastos Rezende-Pais do Amaral	5	1 - 10	2:29.338	2:28.998	9:27.100	2:15.167	2:11.704					
16	Francisco Albuquerque	16	1 - 10	2:24.895	2:18.723	2:14.678	2:16.294	2:15.387	2:15.627	2:15.597	2:15.744	2:24.738	6:44.381
			11 - 20	2:23.236	2:15.046	2:14.617	2:13.153	2:13.509	2:13.267				
100	Pires-Raposo Magalhães	11	1 - 10	2:33.745	2:18.555	2:15.864	2:14.032	2:26.408	5:34.820	2:25.621	2:23.951	2:24.209	2:23.100
			11 - 20	2:36.732									
47	Bob Stevens	14	1 - 10	2:27.614	2:19.971	2:20.906	4:24.920	2:15.033	2:17.024	2:19.867	2:14.335	2:26.592	4:17.272
			11 - 20	2:16.338	2:15.542	2:19.939	4:53.361						
167	Dod-Dod	12	1 - 10	2:19.339	2:17.504	2:18.521	2:18.960	2:14.616	2:17.741	3:56.741	2:21.071	2:20.702	2:19.228
			11 - 20	2:22.079	2:55.890								
19	Tice-Conoley	12	1 - 10	2:18.066	2:15.843	2:16.976	2:15.970	2:16.030	2:15.446	2:22.394	4:32.247	2:19.702	2:17.620
			11 - 20	2:16.898	2:45.793								
150	A LEXA NDRE GUIMARÃ ES	11	1 - 10	2:18.676	2:15.553	2:24.768	2:45.779	4:37.982	2:17.124	2:16.104	2:17.481	2:21.745	2:16.505
			11 - 20	2:26.122									
58	Antonio Gutiérrez	13	1 - 10	2:19.910	2:23.375	2:20.498	2:20.153	2:18.965	2:20.536	2:19.074	2:19.488	2:18.158	2:18.110
			11 - 20	2:18.390	2:17.571	2:15.624							
179	Rui Ribeiro	16	1 - 10	2:46.615	2:27.677	2:22.216	2:19.337	2:17.940	2:18.845	2:19.827	2:15.635	2:29.598	2:40.392
			11 - 20	4:47.738	2:18.056	2:27.757	2:17.102	2:44.528	2:28.760				
46	Jos Stevens	15	1 - 10	2:43.746	2:29.452	2:28.913	4:10.234	2:29.130	2:25.327	2:27.057	2:26.243	2:29.805	2:18.319
			11 - 20	2:24.920	2:17.064	2:21.154	2:15.687	2:39.829					

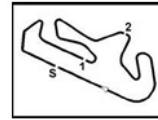
Algarve Classic Festival 2017

Autodromo Int. Algarve

IBERIAN HISTORIC ENDURANCE
Laptimes - Qualifying

26 - 29 October 2017
Autodromo Internacional Algarve - 4652 mtr.

Nbr	Name	Laps	lap	Lap ..1	Lap ..2	Lap ..3	Lap ..4	Lap ..5	Lap ..6	Lap ..7	Lap ..8	Lap ..9	Lap ..0
158	Pinto-Pinto	9	1 - 10	2:36.362	2:19.512	2:17.473	2:18.588	2:22.062	2:16.294	2:18.903	2:33.633	5:03.059	
14	João Mira Gomes	13	1 - 10	2:28.093	2:20.047	2:19.167	2:20.613	2:17.860	2:24.660	4:02.557	2:19.178	2:19.291	2:18.322
			11 - 20	2:17.512	2:16.346	2:32.657							
40	António Simões	8	1 - 10	2:28.306	2:22.680	2:16.832	2:31.908	3:04.539	2:34.159	6:47.573	2:37.147		
89	Frits Campagne	12	1 - 10	2:23.958	2:21.352	2:18.898	2:19.165	2:19.417	2:39.442	12:39.107	2:16.906	2:19.380	2:19.386
			11 - 20	2:17.563	2:45.970								
192	Thomas-Lockie	16	1 - 10	2:31.032	2:23.592	2:18.908	2:19.491	2:24.361	2:18.940	2:18.790	2:49.932	4:31.944	2:22.470
			11 - 20	2:19.897	2:18.022	2:39.265	2:20.209	2:17.131	2:37.119				
219	Tice-Conoley	12	1 - 10	2:21.547	2:19.689	2:17.158	2:18.977	2:24.743	8:38.658	2:25.232	2:17.258	2:19.407	2:20.242
			11 - 20	2:22.477	2:35.777								
137	Freitas-Ribeiro	6	1 - 10	2:47.246	2:47.748	2:18.143	2:22.793	4:46.808	2:19.277				
258	Boel-Rubbio	12	1 - 10	2:36.492	2:29.906	2:25.252	2:28.658	7:18.757	2:23.029	2:23.667	2:23.306	2:22.204	2:20.953
			11 - 20	2:19.001	2:33.189								
170	Paulo Sousa	7	1 - 10	13:50.683	2:21.633	2:22.319	2:21.315	2:20.448	2:21.844	2:19.367			
131	Bonny-Renavand	16	1 - 10	2:27.162	2:25.652	2:22.684	2:22.483	2:23.400	2:19.959	2:20.555	2:30.292	2:43.108	4:53.107
			11 - 20	2:38.470	2:37.132	2:32.780	2:32.274	2:31.939	2:28.822				
180	Mauro Fernandes	5	1 - 10	2:33.207	2:24.272	2:22.791	2:22.422	23:58.298					
159	Vaz-Soares	14	1 - 10	2:53.506	2:46.730	2:35.992	2:35.950	2:34.800	2:34.757	2:35.212	4:27.754	2:25.759	2:23.038
			11 - 20	2:22.661	2:23.170	2:23.385	2:37.590						
123	Marcel van Laarhoven	16	1 - 10	2:54.905	2:42.454	2:32.892	2:27.849	2:27.323	2:30.173	2:28.797	2:32.120	2:25.158	2:22.728
			11 - 20	2:24.700	2:25.724	2:24.478	2:23.698	2:23.455	2:27.788				
121	Rayment-Wheeler	14	1 - 10	2:29.621	2:24.051	2:24.314	2:28.208	2:22.765	2:37.477	4:35.698	2:35.106	2:43.494	2:27.406
			11 - 20	2:29.329	2:28.096	2:31.116	2:45.631						
105	Filipe Nogueira	13	1 - 10	2:43.758	2:27.407	2:24.058	2:25.124	2:23.402	2:22.844	2:26.431	2:24.208	2:23.991	2:25.519
			11 - 20	2:26.123	2:25.098	2:29.447							
103	Luis Sousa Ribeiro	15	1 - 10	2:56.604	3:01.359	2:26.135	2:25.617	2:26.382	2:26.861	2:28.782	2:47.831	2:23.608	2:58.986
			11 - 20	2:25.605	2:24.157	2:24.878	2:26.565	2:53.472					
57	Brizido-Cardoso	11	1 - 10	2:39.692	2:32.207	2:27.588	2:31.720	2:30.360	2:33.580	4:56.887	2:27.747	2:23.954	2:24.114
			11 - 20	2:29.254									
82	Fernandes-Jorge Fernandes	8	1 - 10	2:55.099	2:47.659	6:54.715	2:24.636	2:27.689	12:40.176	2:43.236	2:27.938		
62	JORGE CORREA	4	1 - 10	2:43.274	2:31.586	2:27.643	2:25.312						
106	Javier Ortega	13	1 - 10	2:33.461	2:32.479	2:32.836	2:31.409	2:33.227	2:30.820	2:29.687	2:29.556	2:26.239	2:25.374
			11 - 20	2:26.641	2:32.953	2:49.076							



Algarve Classic Festival 2017
Autodromo Int. Algarve

IBERIAN HISTORIC ENDURANCE

Laptimes - Qualifying

26 - 29 October 2017

Autodromo Internacional Algarve - 4652 mtr.

Nbr	Name	Laps	lap	Lap ..1	Lap ..2	Lap ..3	Lap ..4	Lap ..5	Lap ..6	Lap ..7	Lap ..8	Lap ..9	Lap ..0
44	Carvalhosa-dal Maso	12	1 - 10	3:03.856	2:57.101	2:32.145	2:25.803	2:35.289	5:51.050	2:53.560	2:47.279	2:46.092	2:42.185
			11 - 20	2:42.003	2:46.833								
206	Parsons-Birchenough	11	1 - 10	2:49.036	2:33.155	2:26.001	2:27.437	2:33.395	2:36.567	4:37.349	2:46.296	2:41.710	2:42.859
			11 - 20	2:42.898									
25	António Torres da Silva	14	1 - 10	2:50.628	2:35.769	2:36.484	2:30.978	2:29.740	2:43.590	7:11.079	2:32.805	2:31.091	2:31.620
			11 - 20	2:27.736	2:29.743	2:32.591	2:29.109						
203	David Daniels	15	1 - 10	2:38.735	2:36.565	2:35.060	2:35.048	2:49.099	2:32.278	2:35.625	2:41.839	2:35.587	2:36.247
			11 - 20	2:35.107	2:38.209	2:37.768	2:35.641	2:33.214					
117	Dal Maso-Carvalhosa	10	1 - 10	3:10.129	2:56.273	2:47.900	2:48.812	2:46.786	2:45.880	3:00.244	6:29.348	10:27.910	2:38.695
116	TOURNEUR VICENT	15	1 - 10	2:56.049	3:00.745	2:52.355	2:49.993	2:42.023	2:41.543	2:43.914	2:44.666	2:41.427	2:40.167
			11 - 20	2:39.757	2:41.254	2:45.504	2:45.090	2:43.455					
101	Bart Uiterw aal	14	1 - 10	2:47.004	2:40.702	2:43.086	2:41.164	2:41.184	2:41.715	2:48.060	2:44.358	2:45.255	2:46.990
			11 - 20	2:45.293	2:44.169	2:42.955	2:44.984						
201	Dutoya-F Dutoya	2	1 - 10	2:47.007	5:26.590								
231	Mezard-Bonfillon	4	1 - 10	2:42.116	2:47.662	3:06.332	4:52.194						
109	Perivier-Lambert	13	1 - 10	3:01.416	2:59.911	2:53.604	2:51.538	2:50.459	2:59.477	5:28.888	2:58.732	2:57.814	2:58.291
			11 - 20	3:01.931	3:02.255	2:58.496							

Algarve Classic Festival 2017

Autodromo Int. Algarve

IBERIAN HISTORIC ENDURANCE

Sector analyse - Qualifying

26 - 29 October 2017
Autodromo Internacional Algarve - 4652 mtr.

Pos	Nbr	Name / Team name	Sector 1			Sector 2			Sector 3			Theoretical best	Actual best	In
			time	Lap	pos	time	Lap	pos	time	Lap	pos			
1	13	Nolte-Stippler(DE)	37.832	1	1	38.913	2	1	45.459	1	1	2:02.204	2:02.594	2
2	237	Walker-Griffiths-ADAMS(UK)	38.582	15	3	39.836	10	3	46.416	14	2	2:04.834	2:05.500	10
3	120	Voyazides-Hadfield(UK)	37.939	9	2	39.487	9	2	46.501	4	3	2:03.927	2:05.518	8
4	227	Carlos Barbot(PT)	40.108	1	4	40.125	1	4	47.183	3	5	2:07.416	2:08.145	3
5	125	Daniel Gibson(GB)	40.368	8	5	41.239	12	6	47.709	6	6	2:09.316	2:10.183	6
6	110	Michiel Campagne(NL)	40.387	4	6	41.874	4	11	48.062	4	7	2:10.323	2:10.323	4
7	97	Wilson-Pittard(UK)	40.499	3	8	41.379	3	8	47.085	2	4	2:08.963	2:10.664	2
8	76	Haddon-Martin(UK)	40.477	6	7	41.607	5	9	48.527	5	10	2:10.611	2:10.808	5
9	233	Hugo Guimaraes (PT)											2:10.903	3
10	182	Hilliard-Guess(GB)	40.690	3	9	41.103	7	5	48.449	3	9	2:10.242	2:11.149	3
11	81	Mário Silva(PT)	40.868	3	10	41.685	2	10	48.437	4	8	2:10.990	2:11.484	4
12	60	Bastos Rezende-Pais do Amaral(PT)	41.368	5	11	41.368	5	7	48.968	5	12	2:11.704	2:11.704	5
13	16	Francisco Albuquerque(PT)	41.476	14	12	42.085	14	12	49.083	15	15	2:12.644	2:13.153	14
14	100	Pires-Rapos Magalhães (PT)	42.596	4	19	42.571	4	13	48.865	4	11	2:14.032	2:14.032	4
15	47	Bob Stevens (NL)	42.513	8	16	42.613	8	15	49.166	14	17	2:14.292	2:14.335	8
16	167	Dod-Dod(UK)	41.762	6	13	42.693	6	16	49.025	5	14	2:13.480	2:14.616	5
17	19	Tice-Conoley(UK)	42.549	7	17	43.046	5	21	48.987	6	13	2:14.582	2:15.446	6
18	150	ALEXANDRE GUIMARÃES(PT)	42.592	10	18	42.606	2	14	50.252	2	25	2:15.450	2:15.553	2
19	58	Antonio Gutiérrez(ESP)	42.799	12	20	43.026	13	19	49.631	13	21	2:15.456	2:15.624	13
20	179	Rui Ribeiro (PT)	42.451	16	15	42.849	6	17	49.729	8	22	2:15.029	2:15.635	8
21	46	Jos Stevens (NL)	42.842	14	21	43.040	14	20	49.805	14	23	2:15.687	2:15.687	14
22	158	Pinto-Pinto(PT)	43.157	4	23	43.698	6	24	49.318	2	18	2:16.173	2:16.294	6
23	14	João Mira Gomes(PT)	43.297	12	24	42.940	12	18	49.509	5	20	2:15.746	2:16.346	12
24	40	António Simões (PT)	43.791	3	28	43.709	3	25	49.332	3	19	2:16.832	2:16.832	3
25	89	Frits Campagne(NL)	43.101	8	22	43.665	8	23	50.095	4	24	2:16.861	2:16.906	8
26	192	Thomas-Lockie(UK)	42.286	15	14	43.622	14	22	51.200	15	31	2:17.108	2:17.131	15
27	219	Tice-Conoley(UK)	43.611	3	26	43.925	3	26	49.087	8	16	2:16.623	2:17.158	3
28	137	Freitas-Ribeiro(PT)	43.534	3	25	43.942	5	27	50.390	6	26	2:17.866	2:18.143	3
29	258	Boel-Rubbio(NL)	43.931	9	29	43.988	11	28	51.049	11	29	2:18.968	2:19.001	11
30	170	Paulo Sousa(PT)	43.688	7	27	44.845	5	31	50.669	6	27	2:19.202	2:19.367	7
31	131	Bonny-Renavand(FR)	44.409	6	30								2:19.959	6
32	180	Mauro Fernandes(PT)	45.448	5	38	45.773	3	33	50.954	4	28	2:22.175	2:22.422	4
33	159	Vaz-Soares (PT)	45.102	12	36	45.780	10	34	51.423	10	32	2:22.305	2:22.661	11
34	123	Marcel van Laarhoven(NL)	44.552	15	31								2:22.728	10
35	121	Rayment-Wheeler(UK)	44.654	4	33								2:22.765	5
36	105	Filipe Nogueira(PT)	44.609	6	32	44.558	3	29	52.996	5	37	2:22.163	2:22.844	6
37	103	Luis Sousa Ribeiro(PT)	44.986	14	35	45.421	9	32	52.604	12	36	2:23.011	2:23.608	9
38	57	Brizido-Cardoso	44.926	11	34	45.884	9	35	52.139	10	33	2:22.949	2:23.954	9
39	82	Fernandes - Jorge Fernandes (PT)	46.065	5	40	44.701	8	30	51.085	8	30	2:21.851	2:24.636	4
40	62	JORGE CORREA (PT)	46.305	3	43	46.154	4	37	52.599	4	35	2:25.058	2:25.312	4
41	106	Javier Ortega (ESP)	45.324	10	37	46.114	10	36	53.487	9	40	2:24.925	2:25.374	10

Algarve Classic Festival 2017

Autodromo Int. Algarve

IBERIAN HISTORIC ENDURANCE

Sector analyse - Qualifying

26 - 29 October 2017
Autodromo Internacional Algarve - 4652 mtr.

Pos	Nbr	Name / Team name	Sector 1			Sector 2			Sector 3			Theoretical best	Actual best	In
			time	Lap	pos	time	Lap	pos	time	Lap	pos			
42	44	Carvalhosa-dal Maso(PT)	45.553	4	39	46.844	4	40	53.406	4	39	2:25.803	2:25.803	4
43	206	Parsons-Birchenough(UK)	46.298	3	42	46.313	3	38	53.390	3	38	2:26.001	2:26.001	3
44	25	António Torres da Silva(PT)	47.056	11	45	46.429	11	39	54.122	5	41	2:27.607	2:27.736	11
45	203	David Daniels(FR)	46.793	12	44	47.990	12	42	56.005	6	42	2:30.788	2:32.278	6
46	117	Dal Maso-Carvalhosa(PT)	50.886	10	48	51.108	10	44	56.701	10	43	2:38.695	2:38.695	10
47	116	TOURNEUR VICENT (FR)	49.859	11	46	50.792	6	43	58.199	9	45	2:38.850	2:39.757	11
48	101	Bart Uiterwaal(NL)	50.542	5	47	51.173	6	45	57.674	2	44	2:39.389	2:40.702	2
49	201	Dutoya-F Dutoya(FR)	46.242	1	41	47.800	2	41	52.565	0	34	2:26.607	2:47.007	1
50	231	Mezard-Bonfillon(FR)	53.141	2	49								2:47.662	2
51	109	Perivier-Lambert(FR)	53.974	4	50	53.554	5	46	1:01.112	4	46	2:48.640	2:50.459	5

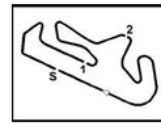
Algarve Classic Festival 2017
Autodromo Int. Algarve

IBERIAN HISTORIC ENDURANCE
Laps and Sector Times - Qualifying

26 - 29 October 2017
Autodromo Internacional Algarve - 4652 mtr.

Table with 4 main sections: 76 Haddon-Martin(UK) AC Cobra; 81 Mário Silva (PT) Ford Escort RS 1600; 82 Fernandes-Jorge Fernandes (PT) Opel GT; 89 Frits Campagne(NL) Ford Falcon; 97 Wilson-Pittard(UK) Lotus Elan; 100 Pires-Raposo Magalhães (PT) Shelby Mustang; 101 Bart Uiterwaal(NL) Ford Mustang MK1. Each section contains a grid of lap times, sector times, and speeds for laps 1-10.





Algarve Classic Festival 2017

Autodromo Int. Algarve

IBERIAN HISTORIC ENDURANCE

Laps and Sector Times - Qualifying

26 - 29 October 2017

Autodromo Internacional Algarve - 4652 mtr.

117 DaI Maso-Carvalho (PT)										Jaguar MK2									
lap	Sect-1	Speed	Sect-2	Speed	Sect-3	Speed	TopSpeed	laptime	pit	lap	Sect-1	Speed	Sect-2	Speed	Sect-3	Speed	Topspeed	laptime	pit
1	Out	63.5	1:04.679	71.4	1:04.349			3:10.129		6	51.874	112.3	53.643	89.0	1:00.363	151.0	163.9	2:45.880	
2	56.069	86.9	55.103	84.5	1:05.101	162.7	122.9	2:56.273		7	54.860	109.2	53.389	75.8		151.5	157.2	3:00.244	
3	53.048	109.3	54.014	86.2	1:00.838	153.4	159.3	2:47.900		8	Out	98.8	55.902	76.7	In			6:29.348	P
4	53.737	110.1	54.094	82.4	1:00.981	153.2	165.1	2:48.812		9	Out	99.4	53.198	89.0	57.806			10:27.910	P
5	53.229	111.8	53.281	82.1	1:00.276	150.8	153.4	2:46.786		10	50.886	116.1	51.108	87.0	56.701	154.3	169.8	2:38.695	

120 Voyazides-Hadfield (UK)										Ford GT40									
lap	Sect-1	Speed	Sect-2	Speed	Sect-3	Speed	TopSpeed	laptime	pit	lap	Sect-1	Speed	Sect-2	Speed	Sect-3	Speed	Topspeed	laptime	pit
1	40.324	139.5	41.210	102.0	47.085	220.4	210.1	2:08.619		6	39.539	141.2	40.332	92.2	47.030	215.1	230.8	2:06.901	
2	40.504	133.0	40.909	99.9	48.571	210.1	214.3	2:09.984		7	38.597	141.7	42.922	93.2	46.582	215.6	241.1	2:08.101	
3	44.103	118.0	42.795	98.9		210.1	211.8	2:24.190		8	38.733	141.7	39.958	90.2	46.827	217.3	247.1	2:05.518	
4	Out	141.9	40.193	101.0	46.501			4:34.524	P	9	37.939	145.7	39.487	95.8	48.874	220.9	242.2	2:06.300	
5	40.613	137.9	41.109	94.7	46.894	216.0	225.0	2:08.616		10	38.904	151.0	55.647	92.9		224.1	221.3	2:39.612	

121 Rayment-Wheeler (UK)										MG B									
lap	Sect-1	Speed	Sect-2	Speed	Sect-3	Speed	TopSpeed	laptime	pit	lap	Sect-1	Speed	Sect-2	Speed	Sect-3	Speed	Topspeed	laptime	pit
1	Out	95.0						2:29.621		8	46.722	128.0				175.0		2:35.106	
2	46.244	123.4				173.6		2:24.051		9	50.509	118.8				170.6		2:43.494	
3	45.759	126.3				179.1		2:24.314		10	46.125	133.8				166.7		2:27.406	
4	44.654	127.7				179.1		2:28.208		11	46.722	110.1				176.5		2:29.329	
5	44.916	127.8				178.8		2:22.765		12	45.882	136.5				172.5		2:28.096	
6	46.536	120.8				180.3		2:37.477		13	49.625	128.9				158.8		2:31.116	
7	Out	112.6	In		In			4:35.698	P	14	54.678	113.7				162.9		2:45.631	

123 Marcel van Laarhoven (NL)										Ford Mustang Shelby 350 GT									
lap	Sect-1	Speed	Sect-2	Speed	Sect-3	Speed	TopSpeed	laptime	pit	lap	Sect-1	Speed	Sect-2	Speed	Sect-3	Speed	Topspeed	laptime	pit
1	Out	104.0						2:54.905		9	45.715	125.6				185.6		2:25.158	
2	52.224	110.0				164.4		2:42.454		10	44.777	131.5				187.8		2:22.728	
3	49.380	112.6				183.1		2:32.892		11	45.945	127.4				194.2		2:24.700	
4	46.911	117.4				183.7		2:27.849		12	45.327	128.1				194.9		2:25.724	
5	46.799	125.0				189.5		2:27.323		13	46.564	116.1				184.6		2:24.478	
6	47.355	116.6				189.1		2:30.173		14	45.112	131.2				187.5		2:23.698	
7	47.034	118.7				186.5		2:28.797		15	44.552	132.8				192.9		2:23.455	
8	46.849	123.9				188.5		2:32.120		16	46.611	117.0				189.5		2:27.788	

125 Daniel Gibson (GB)										Cobra Daytona									
lap	Sect-1	Speed	Sect-2	Speed	Sect-3	Speed	TopSpeed	laptime	pit	lap	Sect-1	Speed	Sect-2	Speed	Sect-3	Speed	Topspeed	laptime	pit
1	Out	116.9	44.214	96.9	49.661			2:18.623		10	Out	127.8	43.364	89.7	48.032			5:19.655	P
2	41.531	128.4	43.133	83.5	49.920	208.5	229.3	2:14.584		11	40.645	142.3	42.506	93.1	47.777	209.7	228.3	2:10.928	
3	42.104	119.6	43.247	94.2	48.546	209.7	211.8	2:13.897		12	40.784	144.6	41.239	100.7	48.432	208.1	225.5	2:10.455	
4	41.140	134.7	43.075	85.6	48.268	206.9	225.0	2:12.483		13	40.774	128.1	41.840	95.0	48.441	208.9	227.8	2:11.055	
5	41.213	137.6	41.349	94.5	47.981	204.9	225.0	2:10.543		14	40.387	157.4	42.032	93.3	47.954	203.8	229.3	2:10.373	
6	41.187	137.4	41.287	92.3	47.709	205.7	223.1	2:10.183		15	48.240	112.9	51.598	90.8	51.621	212.6	173.6	2:31.459	
7	40.935	134.7	41.771	91.0	47.852	209.3	220.0	2:10.558		16	43.270	127.5	44.401	82.6	48.547	210.5	228.8	2:16.218	
8	40.368	143.4	41.545	92.6	48.488	208.5	231.8	2:10.401		17	40.712	122.6	42.584	85.4	47.896	210.1	227.4	2:11.192	
9	43.371	114.0	46.567	87.9		206.5	206.5	2:33.105		18									

131 Bonny-Renovand (FR)										BMW 2002 Ti									
lap	Sect-1	Speed	Sect-2	Speed	Sect-3	Speed	TopSpeed	laptime	pit	lap	Sect-1	Speed	Sect-2	Speed	Sect-3	Speed	Topspeed	laptime	pit
1	Out	106.3						2:27.162		9	45.680	106.2				180.0		2:43.108	
2	45.402	118.7				177.6		2:25.652		10	Out	99.3	In		In			4:53.107	P
3	45.290	121.9				181.2		2:22.684		11	49.008	110.5				167.4		2:38.470	
4	45.919	116.5				178.5		2:22.483		12	48.897	104.4				171.4		2:37.132	
5	45.154	129.5				179.7		2:23.400		13	47.251	112.3				170.3		2:32.780	
6	44.409	138.8				179.4		2:19.959		14	47.962	120.8				174.5		2:32.274	
7	44.706	123.7				180.3		2:20.555		15	47.715	113.6				173.6		2:31.939	

Algarve Classic Festival 2017

Autodromo Int. Algarve

Heat name : IBERIAN HISTORIC ENDURANCE - Qualifying
 Heat Date : 27 October 2017
 Weather :
 : Autodromo Internacional Algarve - 4652 mtr.

Participants Started	: 51	Participants Classified	: 51
Participants Finished	: 18	Participants Not Classified	: 13
Participants Not Finished	: 33		
Green flag at	: 10:25:26	Heat recording start time	: 10:25:25
Finish flag waved at	: 11:05:26	Heat recording end time	: 11:10:53
Total time under Green	: 40:00	Total of All Laps in Heat	: 568
Number of cautions	: 0	Total time under Yellow	: 00:00:00
Number of code-60's	: 0	Total time under Code-60	: 00:00:00

Summary of winners per class

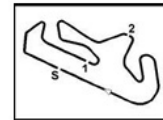
Nbr	Name / Team name	Car	Cls	Fastest Laptime	In	Avg. Speed	Laps	Race Time
-----	------------------	-----	-----	-----------------	----	------------	------	-----------

Best Lap time history during the Heat

#	Nbr	lap time	in lap	Name	Car	time of day
1	13	2:02.963	1	Nolte-Stippler	Ford GT40	10:29:38
2	13	2:02.594	2	Nolte-Stippler	Ford GT40	10:31:41

Summary of best laptimes per class

Nbr	Name / Team name	Car	Cls	Fastest Laptime	In	Speed
227	Carlos Barbot	Merlyn	H-1965	2:08.145	3	130.71
150	ALEXANDRE GUIMARÃES	LOTUS ELAN	H-1971	2:15.553	2	123.57
81	Mário Silva	Ford Escort RS 1600	H-1976	2:11.484	4	127.39
233	Hugo Guimaraes	PORSCHE 911 RS 3.0	H-C	2:10.903	3	127.96
13	Nolte-Stippler	Ford GT40	H-GTP 65	2:02.594	2	136.63
109	Perivier-Lambert	Porsche	GTS-10	2:50.459	5	98.27



Algarve Classic Festival 2017

Autodromo Int. Algarve

IBERIAN HISTORIC ENDURANCE
Result of Race 1 - OFICIAL

26 - 29 October 2017
 Autodromo Internacional Algarve - 4652 mtr.

Started: 48 Not Started: 0 Classified: 48 Not Classified: 0


Pos	Nbr	Name / Entrant	Car	Cls	PIC	Gap	Total time	Fastest	In	Avg. Speed
1	13	Nolte-Stippler(DE) Georg Nolte	Ford GT40	I-GTP 6	1	-- 20 laps --	50:02.394	2:02.134	16	111.57
2	97	Wilson-Pittard(UK)	Lotus Elan	H-1965	1	21.314	50:23.708	2:09.390	16	110.79
3	125	Daniel Gibson (GB)	Cobra Daytona	H-1965	2	31.603	50:33.997	2:08.889	17	110.41
4	237	Walker-Griffiths-Adams(UK) Philip Walker	Ford GT40	I-GTP 6	2	41.657	50:44.051	2:08.436	20	110.05
5	110	Michiel Campagne(NL) Michiel Campagne	Chevrolet Corvette Grand Sport	GTP 6	3	45.916	50:48.310	2:08.623	2	109.89
6	60	Bastos Rezende-Pais do Amaral(PT) Pedro Bastos Rezende	Porsche 911 3.0 RS	H-1976	1	51.921	50:54.315	2:11.910	14	109.68
7	19	Tice-Conoley(UK) Allen Tice	Marcos 1800	H-1965	3	1:00.294	51:02.688	2:15.222	19	109.38
8	47	Bob Stevens(NL) Bob Stevens	Lotus Elan 26R	H-1965	4	1:02.451	51:04.845	2:12.860	14	109.30
9	16	Francisco Albuquerque(PT) Francisco Albuquerque	Lotus Elan	H-1965	5	1:03.406	51:05.800	2:13.804	20	109.27
10	76	Haddon-Martin(UK)	AC Cobra	H-1965	6	1:09.787	51:12.181	2:10.448	4	109.04
11	100	Pires-Raposo Magalhães(PT) Hipólito Pires	Shelby Mustang	H-1965	7	1:20.937	51:23.331	2:15.766	19	108.65
12	46	Jos Stevens(NL) Jos Stevens	Lotus Elan 26R	H-1965	8	1:30.854	51:33.248	2:18.214	17	108.30
13	150	Alexandre Guimaraes(PT) RP MOTORSPORT	LOTUS ELAN	H-1971	1	1:36.588	51:38.982	2:17.718	10	108.10
14	192	Thomas-Lockie(UK) Julian Thomas	Ford Falcon	H-1965	9	1:37.208	51:39.602	2:18.865	20	108.08
15	89	Frits Campagne(NL) Frits Campagne	Ford Falcon	H-1965	10	1:38.360	51:40.754	2:18.755	17	108.04
16	258	Boel-Rubbio(NL) Pieter Boel	ISO Grifo A3C	H-1965	11	1:41.068	51:43.462	2:19.719	3	107.94
17	158	Pinto-Pinto(PT)	BMW 2002 Ti	H-C	1	1:50.456	51:52.850	2:18.304	15	107.62
18	14	João Mira Gomes(PT) João Mira Gomes	Lotus Seven	I-GTP 6	4	1:59.250	52:01.644	2:18.402	19	107.31
19	179	Rui Ribeiro (PT)	Ford Escort RS 2000	H-1976	2	2:00.192	52:02.586	2:17.392	20	107.28
20	201	Dutoya-F Dutoya(FR) Laurent Dutoya	Ginetta G4R	I-GTP 6	5	2:10.952	52:13.346	2:19.007	10	106.91

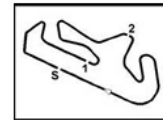
Fastest time: 2:02.134 in lap 16 by nbr. 13: Nolte-Stippler ()

Publication-time

Results: <https://livetiming.raceresults.nu/autodromodoalgarve>

Timekeeping by :

Clerk of the Course	Steward	Timekeeper  Miguel C. Calado Gloria
---------------------	---------	---



Algarve Classic Festival 2017

Autodromo Int. Algarve

IBERIAN HISTORIC ENDURANCE
Result of Race 1 - OFICIAL

26 - 29 October 2017
Autodromo Internacional Algarve - 4652 mtr.

Started: 48 Not Started: 0 Classified: 48 Not Classified: 0

Pos	Nbr	Name / Entrant	Car	Cls	PIC	Gap	Total time	Fastest	In	Avg. Speed
21	123	Marcel van Laarhoven(NL) Marcel van Laarhoven	Ford Mustang Shelby 350	H-1965	12	2:12.751	52:15.145	2:22.225	20	106.85
22	106	Javier Ortega(ESP) Javier Ortega	Jaguar E-Type 3.8	H-1965	13	2:20.159	52:22.553	2:22.671	18	106.60
23	131	Bonny-Renavand(FR) Philippe Bonny	BMW 2002 Ti	H-1971	2	2:43.220	52:45.614	2:20.746	18	105.82
24	25	António Torres da Silva(PT) António Torres da Silva	Porsche 911 SWB	H-1965	14	-- 19 laps --	50:19.641	2:25.314	15	105.39
25	57	Brizido-Cardoso	Porsche 911 ST	H-1976	3	28.349	50:47.990	2:24.433	2	104.41
26	81	Silva-Gomes(PT) Mário Silva	Ford Escort RS 1600	H-1971	3	1:05.300	51:24.941	2:12.407	15	103.16
27	44	Carvalhosa-dal Maso(PT) José Carvalhosa	Porsche 911-S SWB	H-1971	4	1:11.261	51:30.902	2:24.148	3	102.96
28	159	Vaz-Soares(PT) Miguel Vaz	Datsun 510/1600 SSS	H-1971	5	1:31.180	51:50.821	2:23.914	3	102.30
29	233	Hugo Guimaraes (PT)	PORSCHE 911 RS 3.0	H-1976	4	1:38.285	51:57.926	2:12.213	3	102.07
30	219	Tice-Conoley(UK) Allen Tice	BMW 2002	H-C	2	-- 18 laps --	46:55.152	2:16.362	15	107.10
31	147	Jorge Guimaraes(PT) Jorge Guimarães	Volvo 121	H-1971	6	4:39.009	51:34.161	2:38.712	15	97.44
32	101	Bart Uiterwaal(NL) Bart Uiterwaal	Ford Mustang MK1	H-1965	15	4:53.948	51:49.100	2:38.340	15	96.97
33	116	Tourneur Vicent (FR)	Porsche 356	H-1965	16	5:19.257	52:14.409	2:40.665	13	96.19
34	120	Voyazides-Hadfield(UK) Leo Voyazides	Ford GT40	H-GTP 6	6	-- 17 laps --	43:45.242	2:05.965	16	108.46
35	109	Perivier-Lambert(FR)	Porsche	GTS-10	1	8:38.660	52:23.902	2:43.672	6	90.57
36	117	Dal Maso-Carvalhosa(PT) Piero Dal Maso	Jaguar MK2	H-1965	17	-- 16 laps --	50:04.761	2:42.395	2	89.19
37	105	Filipe Nogueira(PT) Filipe Nogueira	Ford Escort RS 2000	H-1976	5	32.552	50:37.313	2:25.805	11	88.23
38	231	Mezard-Bonfillon(FR) Hugo Mezard	Alfa Romeo 1750 Veloce	H-1971	7	-- 15 laps --	51:13.264	2:45.823	14	81.75
39	137	Freitas-Ribeiro(PT) César Freitas	Ferrari 308 GT4	H-1976	6	-- 14 laps --	40:57.547	2:21.251	2	95.42
40	82	Fernandes-Jorge Fernandes(PT) Pedro Fernandes	Opel GT	H-1971	8	-- 8 laps --	20:15.258	2:21.428	3	110.26

Fastest time: 2:02.134 in lap 16 by nbr. 13: Nolte-Stippler ()

Publication-time

Results: <https://livetiming.raceresults.nu/autodromodoalgarve>

Timekeeping by :

Clerk of the Course	Steward	Timekeeper  Miguel C. Calado Gloria
---------------------	---------	---

Algarve Classic Festival 2017

Autodromo Int. Algarve

IBERIAN HISTORIC ENDURANCE

Result of Race 1 - OFICIAL

26 - 29 October 2017
Autodromo Internacional Algarve - 4652 mtr.

Started: 48 Not Started: 0 Classified: 48 Not Classified: 0

Pos	Nbr	Name / Entrant	Car	Cls	PIC	Gap	Total time	Fastest	In	Avg. Speed
41	180	Mauro Fernandes(PT) Mauro Fernandes	Ford Escort RS 2000	H-1976	7	-- 6 laps --	17:53.918	2:31.157	2	93.58
42	103	Luis Sousa Ribeiro(PT) Luis Sousa Ribeiro	Ford Cortina Lotus	H-1965	18	-- 5 laps --	12:33.506	2:26.181	2	111.14
43	206	Parsons-Birchenough(UK) Richard Parsons	Moris Mini Cooper 'S'	H-1965	19	-- 4 laps --	10:20.913	2:25.111	2	107.90
44	167	Dod-Dod(UK) Peter Dod	TVR Griffith 400	H-1965	20	-- 3 laps --	7:08.226	2:15.061	2	117.34
45	227	Carlos Barbot(PT) Carlos Barbot	Merlyn	I-GTP 6	7	-- 2 laps --	4:40.130	2:11.573	1	119.58
46	203	David Daniels(FR) David Daniels	Austin Healey 3000	H-1965	21	1:14.763	5:54.893	2:44.919	2	94.39
47	170	Paulo Sousa(PT) Paulo Sousa	Saab Sonett III	H-1976	8	-- 1 laps --	2:39.259	2:34.675	1	105.17
48	58	Antonio Gutiérrez(ESP) AECD	Porsche 911 ST	H-1971	9	5:16.929	7:56.188	2:26.937	1	35.17

Car N. 57; 81; 131; 180 and 231 - 30s Penalty Stew ards decisions N. 6; 4; 8; 5 and 7
Car N. 159 - 40s Penalty Stewards decision N. 9

Fastest time : 2:02.134 in lap 16 by nbr. 13 : Nolte-Stippler ()

Publication-time

Results: <https://livetiming.raceresults.nu/autodromodalgarve>

Timekeeping by :

Clerk of the Course

Steward

Timekeeper



Miguel C. Calado Gloria

Algarve Classic Festival 2017

Autodromo Int. Algarve

IBERIAN HISTORIC ENDURANCE

Result of Race 1

26 - 29 October 2017

Autodromo Internacional Algarve - 4652 mtr.

Class = H-1965

Started: 0 Not Started: 0 Classified: 0 Not Classified: 0

Pos	Nbr	Name / Entrant	Car	Gap	Diff	Total time	Fastest	In
1	97	Wilson-Pittard(UK)	Lotus Elan	-- 20 laps --		50:23.708	2:09.390	16
2	125	Daniel Gibson (GB)	Cobra Daytona	10.289	10.289	50:33.997	2:08.889	17
3	19	Tice-Conoley(UK)	Marcos 1800	38.980	28.691	51:02.688	2:15.222	19
4	47	Allen Tice Bob Stevens(NL)	Lotus Elan 26R	41.137	2.157	51:04.845	2:12.860	14
5	16	Francisco Albuquerque(PT)	Lotus Elan	42.092	0.955	51:05.800	2:13.804	20
6	76	Francisco Albuquerque Haddon-Martin(UK)	AC Cobra	48.473	6.381	51:12.181	2:10.448	4
7	100	Pires-Raposo Magalhães(PT)	Shelby Mustang	59.623	11.150	51:23.331	2:15.766	19
8	46	Hipólito Pires Jos Stevens(NL)	Lotus Elan 26R	1:09.540	9.917	51:33.248	2:18.214	17
9	192	Jos Stevens Thomas-Lockie(UK)	Ford Falcon	1:15.894	6.354	51:39.602	2:18.865	20
10	89	Julian Thomas Frits Campagne(NL)	Ford Falcon	1:17.046	1.152	51:40.754	2:18.755	17
11	258	Frits Campagne Boel-Rubbio(NL)	ISO Grifo A 3C	1:19.754	2.708	51:43.462	2:19.719	3
12	123	Pieter Boel Marcel van Laarhoven(NL)	Ford Mustang Shelby 350 GT	1:51.437	31.683	52:15.145	2:22.225	20
13	106	Marcel van Laarhoven Javier Ortega(ESP)	Jaguar E-Type 3.8	1:58.845	7.408	52:22.553	2:22.671	18
14	25	Javier Ortega António Torres da Silva(PT)	Porsche 911 SWB	-- 19 laps --		50:19.641	2:25.314	15
15	101	António Torres da Silva Bart Uiterwaal(NL)	Ford Mustang MK1	-- 18 laps --		51:49.100	2:38.340	15
16	116	Bart Uiterwaal Tourneur Vicent (FR)	Porsche 356	25.309	25.309	52:14.409	2:40.665	13
17	117	Tourneur Vicent Dal Maso-Carvalhosa(PT)	Jaguar MK2	-- 16 laps --		50:04.761	2:42.395	2
18	103	Piero Dal Maso Luis Sousa Ribeiro(PT)	Ford Cortina Lotus	-- 5 laps --		12:33.506	2:26.181	2
19	206	Luis Sousa Ribeiro Parsons-Birchenough(UK)	Moris Mini Cooper 'S'	-- 4 laps --		10:20.913	2:25.111	2
20	167	Richard Parsons Dod-Dod(UK)	TVR Griffith 400	-- 3 laps --		7:08.226	2:15.061	2
21	203	Peter Dod David Daniels(FR)	Austin Healey 3000	-- 2 laps --		5:54.893	2:44.919	2
		David Daniels						

Class = H-1971

Started: 0 Not Started: 0 Classified: 0 Not Classified: 0


Pos	Nbr	Name / Entrant	Car	Gap	Diff	Total time	Fastest	In
-----	-----	----------------	-----	-----	------	------------	---------	----

Fastest time: 2:02.134 in lap 16 by nbr. 13: Nolte-Stippler ()

Publication-time

Results: <https://livetiming.raceresults.nu/autodromodoalgarve>

Timekeeping by :

Clerk of the Course	Steward	Timekeeper  Miguel C. Calado Gloria	
---------------------	---------	---	--

Algarve Classic Festival 2017

Autodromo Int. Algarve

IBERIAN HISTORIC ENDURANCE

26 - 29 October 2017

Result of Race 1

Autodromo Internacional Algarve - 4652 mtr.

Pos	Nbr	Name / Entrant	Car	Gap	Diff	Total time	Fastest	In
1	150	Alexandre Guimaraes(PT) RP MOTORSPORT	LOTUSELAN	-- 20 laps --		51:38.982	2:17.718	10
2	131	Bonny-Renavand(FR) Philippe Bonny	BMW2002 Ti	1:06.632	1:06.632	52:45.614	2:20.746	18
3	81	Silva-Gomes(PT) Mário Silva	Ford Escort RS 1600	-- 19 laps --		51:24.941	2:12.407	15
4	44	Carvalhosa-dal Maso(PT) José Carvalhosa	Porsche 911-S SWB	5.961	5.961	51:30.902	2:24.148	3
5	159	Vaz-Soares(PT) Miguel Vaz	Datsun 510/1600 SSS	25.880	19.919	51:50.821	2:23.914	3
6	147	Jorge Guimaraes(PT) Jorge Guimarães	Volvo 121	-- 18 laps --		51:34.161	2:38.712	15
7	231	Mezard-Bonfillon(FR) Hugo Mezard	Alfa Romeo 1750 Veloce	-- 15 laps --		51:13.264	2:45.823	14
8	82	Fernandes-Jorge Fernandes(PT) Pedro Fernandes	Opel GT	-- 8 laps --		20:15.258	2:21.428	3
9	58	Antonio Gutiérrez(ESP) AECD	Porsche 911 ST	-- 1 laps --		7:56.188	2:26.937	1

Class = H-1976

Started: 0 Not Started: 0 Classified: 0 Not Classified: 0

Pos	Nbr	Name / Entrant	Car	Gap	Diff	Total time	Fastest	In
1	60	Bastos Rezende-Pais do Amaral(PT) Pedro Bastos Rezende	Porsche 911 3.0 RS	-- 20 laps --		50:54.315	2:11.910	14
2	179	Rui Ribeiro (PT)	Ford Escort RS 2000	1:08.271	1:08.271	52:02.586	2:17.392	20
3	233	Hugo Guimaraes (PT)	PORSCHE 911 RS 3.0	-- 19 laps --		51:57.926	2:12.213	3
4	105	Filipe Nogueira(PT) Filipe Nogueira	Ford Escort RS 2000	-- 16 laps --		50:37.313	2:25.805	11
5	137	Freitas-Ribeiro(PT) César Freitas	Ferrari 308 GT4	-- 14 laps --		40:57.547	2:21.251	2
6	180	Mauro Fernandes(PT) Mauro Fernandes	Ford Escort RS 2000	-- 6 laps --		17:53.918	2:31.157	2
7	170	Paulo Sousa(PT) Paulo Sousa	Saab Sonett III	-- 1 laps --		2:39.259	2:34.675	1

Class = H-C

Started: 0 Not Started: 0 Classified: 0 Not Classified: 0


Pos	Nbr	Name / Entrant	Car	Gap	Diff	Total time	Fastest	In
1	158	Pinto-Pinto(PT)	BMW2002 Ti	-- 20 laps --		51:52.850	2:18.304	15
2	57	Brizado-Cardoso	Porsche 911 ST	-- 19 laps --		50:47.990	2:24.433	2
3	219	Tice-Conoley(UK) Allen Tice	BMW2002	-- 18 laps --		46:55.152	2:16.362	15

Fastest time: 2:02.134 in lap 16 by nbr. 13: Nolte-Stippler ()

Publication-time

Results: <https://livetiming.raceresults.nu/autodromodoalgarve>

Timekeeping by :

Clerk of the Course	Steward	Timekeeper  Miguel C. Calado Gloria	
---------------------	---------	---	--

Algarve Classic Festival 2017

Autodromo Int. Algarve

IBERIAN HISTORIC ENDURANCE

Result of Race 1

26 - 29 October 2017

Autodromo Internacional Algarve - 4652 mtr.

Class = H-GTP 65

Started: 0 Not Started: 0 Classified: 0 Not Classified: 0

Pos	Nbr	Name / Entrant	Car	Gap	Diff	Total time	Fastest	In
1	13	Nolte-Stippler(DE) Georg Nolte	Ford GT40	-- 20 laps --		50:02.394	2:02.134	16
2	237	Walker-Griffiths-Adams(UK) Philip Walker	Ford GT40	41.657	41.657	50:44.051	2:08.436	20
3	110	Michiel Campagne(NL) Michiel Campagne	Chevrolet Corvette Grand Sport	45.916	4.259	50:48.310	2:08.623	2
4	14	João Mira Gomes(PT) João Mira Gomes	Lotus Seven	1:59.250	1:13.334	52:01.644	2:18.402	19
5	201	Dutoya-F Dutoya(FR) Laurent Dutoya	Ginetta G4R	2:10.952	11.702	52:13.346	2:19.007	10
6	120	Voyazides-Hadfield(UK) Leo Voyazides	Ford GT40	-- 17 laps --		43:45.242	2:05.965	16
7	227	Carlos Barbot(PT) Carlos Barbot	Merlyn	-- 2 laps --		4:40.130	2:11.573	1

Class = GTS-10

Started: 0 Not Started: 0 Classified: 0 Not Classified: 0

Pos	Nbr	Name / Entrant	Car	Gap	Diff	Total time	Fastest	In
1	109	Perivier-Lambert(FR)	Porsche	-- 17 laps --		52:23.902	2:43.672	6


Class = SC

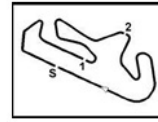
Started: 0 Not Started: 0 Classified: 0 Not Classified: 0

Pos	Nbr	Name / Entrant	Car	Gap	Diff	Total time	Fastest	In
Not Classified								

EXC SC SC - Jorge Fernandes

Car N. 57; 81; 131; 180 and 231 - 30s Penalty Stew ards decisions N. 6; 4; 8; 5 and 7
Car N. 159 - 40s Penalty Stew ards decision N. 9

Fastest time: 2:02.134 in lap 16 by nbr. 13: Nolte-Stippler ()			Publication-time
Results: https://livetiming.raceresults.nu/autodromodoalgarve			
Clerk of the Course	Steward	Timekeeper  Miguel C. Calado Gloria	
Page 3 of 3			



Algarve Classic Festival 2017

Autodromo Int. Algarve

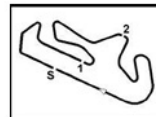
IBERIAN HISTORIC ENDURANCE

26 - 29 October 2017

Laptimes - Race 1

Autodromo Internacional Algarve - 4652 mtr.

Nbr	Name	Laps	lap	Lap ..1	Lap ..2	Lap ..3	Lap ..4	Lap ..5	Lap ..6	Lap ..7	Lap ..8	Lap ..9	Lap ..0
13	Nolte-Stippler	20	1 - 10	2:28.137	2:18.906	2:16.993	2:22.586	2:30.930	2:33.097	2:44.434	2:42.329	3:13.472	4:01.761
			11 - 20	2:28.822	2:38.043	3:05.486	2:08.792	2:05.432	2:02.134	2:03.495	2:04.428	2:05.351	2:07.766
97	Wilson-Pittard	20	1 - 10	2:24.501	2:18.392	2:17.421	2:25.152	2:31.203	2:33.417	2:43.108	2:44.895	3:48.691	2:16.218
			11 - 20	2:34.209	2:45.256	3:45.789	2:10.300	2:11.343	2:09.390	2:09.848	2:11.774	2:11.346	2:11.455
125	Daniel Gibson	20	1 - 10	2:18.402	2:18.864	2:11.371	2:13.832	2:51.768	2:33.803	2:43.472	2:43.869	3:10.709	3:48.303
			11 - 20	2:12.409	2:23.615	3:46.038	2:15.280	2:10.398	2:10.628	2:08.889	2:10.216	2:09.980	2:12.151
237	Walker-Griffiths-Adams	20	1 - 10	2:16.376	2:09.030	2:09.957	2:09.290	2:48.262	2:37.416	2:39.865	3:02.053	3:11.542	4:07.299
			11 - 20	2:30.794	2:37.958	3:05.346	2:14.990	2:14.394	2:11.914	2:09.359	2:08.855	2:10.915	2:08.436
110	Michiel Campagne	20	1 - 10	2:12.932	2:08.623	2:09.012	2:09.866	2:51.901	2:37.562	2:39.863	3:01.270	3:11.915	4:07.707
			11 - 20	2:29.153	2:36.621	3:05.976	2:12.578	2:11.876	2:10.179	2:09.944	2:11.463	2:14.717	2:15.152
60	Bastos Rezende-Pais do Amaral	20	1 - 10	2:18.243	2:17.993	2:18.297	2:22.400	2:31.895	2:31.714	2:39.763	2:42.151	3:55.120	2:18.171
			11 - 20	2:16.845	2:44.015	3:46.277	2:11.910	2:15.472	2:14.514	2:13.267	2:16.891	2:15.729	2:15.829
19	Tice-Conoley	20	1 - 10	2:27.882	2:18.723	2:16.624	2:22.647	2:31.678	2:32.744	2:44.512	2:43.673	4:08.274	2:19.463
			11 - 20	2:17.667	2:40.154	3:45.748	2:15.309	2:15.469	2:17.808	2:16.280	2:15.986	2:15.222	2:15.449
47	Bob Stevens	20	1 - 10	2:23.530	2:14.952	2:14.264	2:16.879	2:45.679	2:33.409	2:43.481	2:44.761	3:46.959	2:18.098
			11 - 20	2:33.888	2:45.177	3:46.518	2:12.860	2:15.030	2:17.093	2:16.303	2:17.258	2:19.905	2:18.198
16	Francisco Albuquerque	20	1 - 10	2:22.515	2:15.864	2:14.551	2:15.339	2:46.224	2:33.904	2:43.332	2:43.837	3:12.181	3:38.243
			11 - 20	2:14.363	2:28.107	3:46.779	2:18.454	2:16.018	2:15.911	2:15.296	2:14.734	2:16.305	2:13.804
76	Haddon-Martin	20	1 - 10	2:14.240	2:11.148	2:12.385	2:10.448	2:48.184	2:50.878	2:43.794	2:44.133	3:07.556	2:11.349
			11 - 20	2:12.674	3:57.934	3:49.925	2:21.648	2:17.737	2:15.700	2:14.233	2:16.094	2:16.868	2:15.253
100	Pires-Raposo Magalhães	20	1 - 10	2:27.793	2:22.647	2:18.053	2:21.737	2:31.047	2:34.483	2:42.588	2:42.308	3:14.121	3:51.062
			11 - 20	2:33.103	2:36.624	3:06.210	2:18.857	2:19.407	2:17.394	2:17.841	2:16.107	2:15.766	2:16.088
46	Jos Stevens	20	1 - 10	2:29.800	2:21.307	2:19.798	2:25.286	2:30.156	2:35.123	2:42.613	3:40.882	2:35.414	2:21.378
			11 - 20	2:33.940	2:44.855	3:46.893	2:23.058	2:21.177	2:21.948	2:18.214	2:20.000	2:20.248	2:18.441
150	Alexandre Guimaraes	20	1 - 10	2:29.902	2:23.503	2:20.249	2:24.854	2:30.640	2:34.776	2:39.647	2:38.904	3:07.866	2:17.718
			11 - 20	2:29.544	4:14.879	3:06.415	2:19.476	2:20.543	2:18.845	2:19.061	2:19.635	2:19.159	2:22.176
192	Thomas-Lockie	20	1 - 10	2:27.775	2:20.691	2:20.460	2:25.758	2:28.388	2:35.504	2:38.664	2:45.941	4:01.242	2:23.582
			11 - 20	2:21.934	2:33.751	3:45.881	2:19.170	2:21.329	2:21.965	2:19.930	2:23.946	2:21.288	2:18.865
89	Frits Campagne	20	1 - 10	2:29.196	2:21.394	2:20.170	2:25.311	2:29.037	2:35.095	2:38.981	2:41.405	3:06.783	2:19.884
			11 - 20	2:31.884	3:52.609	3:24.075	2:20.213	2:22.242	2:20.877	2:18.755	2:20.249	2:20.713	2:19.684
258	Boel-Rubbio	20	1 - 10	2:29.698	2:22.498	2:19.719	2:24.910	2:31.085	2:34.420	2:40.518	2:41.992	3:55.862	2:22.636
			11 - 20	2:23.772	2:35.953	3:46.091	2:23.476	2:19.853	2:21.170	2:21.444	2:21.364	2:22.346	2:21.205
158	Pinto-Pinto	20	1 - 10	2:27.076	2:18.879	2:18.523	2:23.121	2:30.238	2:33.985	2:43.560	2:47.036	4:55.341	2:19.837
			11 - 20	2:25.483	2:37.685	3:04.725	2:18.430	2:18.304	2:18.304	2:19.540	2:21.858	2:22.204	2:26.909
14	João Mira Gomes	20	1 - 10	2:31.077	2:21.865	2:19.508	2:26.078	2:30.618	2:34.153	2:40.333	2:40.076	3:09.515	4:07.478



Algarve Classic Festival 2017
Autodromo Int. Algarve

IBERIAN HISTORIC ENDURANCE
Laptimes - Race 1

26 - 29 October 2017
Autodromo Internacional Algarve - 4652 mtr.

Nbr	Name	Laps	lap	Lap ..1	Lap ..2	Lap ..3	Lap ..4	Lap ..5	Lap ..6	Lap ..7	Lap ..8	Lap ..9	Lap ..0
			11 - 20	2:45.993	2:43.566	2:43.715	2:23.111	2:22.164	2:22.538	2:19.808	2:19.175	2:18.402	2:19.229
179	Rui Ribeiro	20	1 - 10	2:27.266	2:17.514	2:19.961	2:22.833	2:30.456	2:33.913	2:43.333	2:46.337	4:06.555	2:22.976
			11 - 20	2:21.767	2:33.699	3:46.033	2:21.433	2:19.125	2:18.770	2:20.295	2:22.611	2:48.857	2:17.392
201	Dutoya-F Dutoya	20	1 - 10	2:27.950	2:22.084	2:22.051	2:21.284	2:30.602	2:33.169	2:38.328	2:39.370	3:07.366	2:19.007
			11 - 20	2:30.258	3:14.982	4:18.800	2:22.934	2:23.829	2:22.637	2:20.317	2:22.646	2:22.305	2:23.465
123	Marcel van Laarhoven	20	1 - 10	2:30.051	2:25.347	2:26.924	2:30.175	2:34.739	2:33.035	2:40.450	2:27.850	3:05.303	4:03.825
			11 - 20	2:46.250	2:43.491	2:42.613	2:24.129	2:23.737	2:22.583	2:22.273	2:22.244	2:22.404	2:22.225
106	Javier Ortega	20	1 - 10	2:30.289	2:22.759	2:26.877	2:27.349	2:26.700	2:31.109	2:39.150	2:39.477	3:05.112	2:29.473
			11 - 20	4:08.043	2:39.571	2:59.943	2:25.201	2:24.954	2:25.240	2:23.505	2:22.671	2:24.092	2:24.613
131	Bonny-Renavand	20	1 - 10	2:41.322	2:34.109	2:32.205	2:33.210	2:32.113	2:35.238	2:34.535	2:29.520	2:40.576	2:32.529
			11 - 20	2:36.875	4:11.551	2:56.835	2:25.694	2:23.542	2:23.704	2:23.116	2:20.746	2:22.026	2:22.049
25	António Torres da Silva	19	1 - 10	2:41.781	2:31.533	2:30.595	2:33.674	2:34.452	2:32.140	2:34.712	2:29.642	2:39.737	2:36.373
			11 - 20	4:18.321	2:42.336	2:44.999	2:28.319	2:25.314	2:27.775	2:25.349	2:25.879	2:27.674	
57	Brizado-Cardoso	19	1 - 10	2:31.861	2:24.433	2:26.172	2:29.797	2:34.592	2:33.229	2:40.717	2:31.885	4:16.564	2:34.669
			11 - 20	2:31.114	2:38.095	3:05.486	2:28.934	2:29.491	2:27.862	2:28.219	2:27.464	2:31.154	
81	Silva-Gomes	19	1 - 10	2:24.118	2:22.578	3:37.382	2:44.266	2:50.272	2:49.701	3:01.558	2:53.117	4:05.266	2:12.726
			11 - 20	2:27.942	3:46.828	2:16.771	2:16.011	2:12.407	2:14.222	2:13.654	2:13.186	2:12.936	
44	Carvalhosa-dal Maso	19	1 - 10	2:38.000	2:24.658	2:24.148	2:41.886	2:36.084	2:32.879	2:32.494	2:28.242	2:50.308	2:27.698
			11 - 20	2:30.383	5:07.325	2:36.210	2:32.941	2:35.932	2:34.834	2:37.383	2:38.413	2:33.699	
159	Vaz-Soares	19	1 - 10	2:35.036	2:24.948	2:23.914	2:31.087	2:33.394	2:32.652	2:41.069	2:32.171	4:10.585	2:33.391
			11 - 20	2:34.768	2:36.470	3:07.156	2:33.346	2:34.170	2:38.044	2:57.168	2:32.057	2:33.767	
233	Hugo Guimaraes	19	1 - 10	2:27.894	2:15.347	2:12.213	2:13.351	2:46.056	2:33.935	2:43.547	2:44.054	3:13.319	4:02.296
			11 - 20	2:30.713	2:37.605	3:05.037	2:14.978	2:17.968	2:17.547	2:15.017	2:23.393	5:03.656	
219	Tice-Conoley	18	1 - 10	2:28.170	2:20.303	2:19.007	2:23.682	2:28.434	2:38.265	2:39.392	2:45.269	4:51.164	2:19.104
			11 - 20	2:28.874	2:37.533	3:05.146	2:18.673	2:16.362	2:16.922	2:19.230	2:16.692		
147	Jorge Guimaraes	18	1 - 10	2:45.729	2:42.251	2:41.356	2:45.995	2:50.270	2:49.419	3:01.686	2:53.866	2:41.100	2:46.379
			11 - 20	4:26.948	2:56.776	2:40.694	2:38.918	2:38.712	2:39.956	2:41.597	2:39.945		
101	Bart Uiterw aal	18	1 - 10	2:42.466	2:39.289	2:41.215	2:49.499	2:49.704	2:53.483	3:01.274	2:48.963	2:44.471	2:48.303
			11 - 20	4:22.383	2:59.581	2:42.017	2:43.203	2:38.340	2:40.933	2:46.219	2:46.890		
116	Tourneur Vicent	18	1 - 10	2:47.436	2:45.243	2:47.960	2:50.031	2:50.998	2:43.601	2:44.159	3:10.246	2:49.027	4:16.126
			11 - 20	2:43.394	2:46.667	2:40.665	2:43.267	2:44.695	2:47.606	2:50.519	2:48.682		
120	Voyazides-Hadfield	17	1 - 10	2:14.740	2:09.627	2:07.394	2:08.802	2:51.000	2:38.022	2:39.852	3:01.172	3:11.244	3:48.424
			11 - 20	2:11.038	2:28.428	3:46.257	2:08.424	2:07.493	2:05.965	2:07.360			
109	Perivier-Lambert	17	1 - 10	2:47.568	2:46.045	2:45.044	2:50.450	2:50.968	2:43.672	2:44.151	3:10.272	2:44.482	2:44.517
			11 - 20	2:50.535	5:14.708	3:06.848	3:11.116	3:01.622	3:17.075	3:07.956			

Algarve Classic Festival 2017

Autodromo Int. Algarve

IBERIAN HISTORIC ENDURANCE

Laptimes - Race 1

26 - 29 October 2017

Autodromo Internacional Algarve - 4652 mtr.

Nbr	Name	Laps	lap	Lap ..1	Lap ..2	Lap ..3	Lap ..4	Lap ..5	Lap ..6	Lap ..7	Lap ..8	Lap ..9	Lap ..0
117	Dal Maso-Carvalho	16	1 - 10	2:46.939	2:42.395	2:42.853	2:43.984	2:50.137	2:50.831	3:01.321	2:53.401	2:49.964	5:48.849
			11 - 20	3:27.263	3:07.129	3:03.407	3:01.161	3:06.028	2:59.043				
105	Filipe Nogueira	16	1 - 10	2:36.186	2:45.345	5:34.530	2:49.678	2:54.847	4:20.433	2:38.987	6:24.386	2:43.096	2:44.150
			11 - 20	2:25.805	2:26.212	2:28.083	2:30.133	2:36.750	2:32.469				
231	Mezard-Bonfillon	15	1 - 10	2:51.389	3:19.051	4:13.630	3:03.575	3:01.574	5:21.177	2:51.175	3:07.607	2:48.353	2:46.524
			11 - 20	2:45.829	2:47.885	2:46.285	2:45.823	2:56.122					
137	Freitas-Ribeiro	14	1 - 10	2:29.842	2:21.251	2:22.663	2:26.229	2:31.972	2:32.195	2:39.585	2:39.987	3:09.580	4:42.471
			11 - 20	3:07.384	2:48.335	2:36.502	4:25.553						
82	Fernandes-Jorge Fernandes	8	1 - 10	2:31.329	2:23.574	2:21.428	2:25.764	2:30.724	2:30.767	2:40.970	2:42.020		
180	Mauro Fernandes	6	1 - 10	2:35.065	2:31.157	3:50.385	2:35.786	2:49.899	2:54.110				
103	Luis Sousa Ribeiro	5	1 - 10	2:33.841	2:26.181	2:27.245	2:26.442	2:34.378					
206	Parsons-Birchenough	4	1 - 10	2:34.369	2:25.111	2:25.629	2:45.508						
167	Dod-Dod	3	1 - 10	2:20.876	2:15.061	2:31.857							
227	Carlos Barbot	2	1 - 10	2:11.573	2:28.557								
203	David Daniels	2	1 - 10	2:44.849	2:44.919								
170	Paulo Sousa	1	1 - 10	2:34.675									
58	Antonio Gutiérrez	1	1 - 10	2:26.937									
SC	SC - Jorge Fernandes		1 - 10										

Algarve Classic Festival 2017

Autodromo Int. Algarve

IBERIAN HISTORIC ENDURANCE

26 - 29 October 2017

Sector analyse - Race 1

Autodromo Internacional Algarve - 4652 mtr.

Pos	Nbr	Name / Team name	Sector 1			Sector 2			Sector 3			Theoretical best	Actual best	In
			time	Lap	pos	time	Lap	pos	time	Lap	pos			
1	13	Nolte-Stippler(DE)	37.923	17	1	38.363	16	1	45.703	16	1	2:01.989	2:02.134	16
2	97	Wilson-Pittard(UK)	40.645	16	8	41.128	16	8	47.398	14	5	2:09.171	2:09.390	16
3	125	Daniel Gibson (GB)	39.933	15	3	40.694	15	6	47.951	17	7	2:08.578	2:08.889	17
4	237	Walker-Griffiths -Adams (UK)	39.997	4	4	40.672	18	5	47.035	20	3	2:07.704	2:08.436	20
5	110	Michiel Campagne(NL)	40.125	2	5	40.150	2	3	47.827	3	6	2:08.102	2:08.623	2
6	60	Bastos Rezende-Pais do Amaral(PT)	41.373	14	12	41.521	14	9	49.016	14	12	2:11.910	2:11.910	14
7	19	Tice-Conoley(UK)	42.210	15	15	42.853	15	16	49.262	2	14	2:14.325	2:15.222	19
8	47	Bob Stevens (NL)	42.138	14	14	42.114	16	12	48.537	14	10	2:12.789	2:12.860	14
9	16	Francisco Albuquerque(PT)	41.785	19	13	42.399	20	13	49.178	11	13	2:13.362	2:13.804	20
10	76	Haddon-Martin(UK)	40.437	4	7	41.104	2	7	48.063	1	8	2:09.604	2:10.448	4
11	100	Pires-Raposo Magalhães (PT)	42.278	19	16	42.827	18	15	50.012	20	18	2:15.117	2:15.766	19
12	46	Jos Stevens (NL)	43.295	20	21	43.752	18	24	50.125	14	19	2:17.172	2:18.214	17
13	150	Alexandre Guimaraes (PT)	43.738	14	26	42.999	10	18	50.676	10	23	2:17.413	2:17.718	10
14	192	Thomas-Lockie(UK)	42.372	14	17	44.084	20	26	50.922	14	26	2:17.378	2:18.865	20
15	89	Frits Campagne(NL)	43.559	15	22	43.939	10	25	50.464	17	21	2:17.962	2:18.755	17
16	258	Boel-Rubbio(NL)	43.673	4	24	43.670	15	23	51.085	3	27	2:18.428	2:19.719	3
17	158	Pinto-Pinto(PT)	43.041	3	20	43.565	9	21	49.766	16	17	2:16.372	2:18.304	15
18	14	João Mira Gomes(PT)	43.729	17	25	43.442	18	20	50.641	3	22	2:17.812	2:18.402	19
19	179	Rui Ribeiro (PT)	42.660	20	18	42.968	19	17	50.210	9	20	2:15.838	2:17.392	20
20	201	Dutoya-F Dutoya(FR)	43.630	17	23	43.663	10	22	51.231	10	28	2:18.524	2:19.007	10
21	123	Marcel van Laarhoven(NL)	44.229	16	27								2:22.225	20
22	106	Javier Ortega (ESP)	44.659	18	30	44.980	17	27	51.864	2	30	2:21.503	2:22.671	18
23	131	Bonny-Renavand(FR)	44.816	18	31								2:20.746	18
24	25	António Torres da Silva(PT)	45.467	18	34	46.474	17	36	52.447	15	34	2:24.388	2:25.314	15
25	57	Brizido-Cardoso	46.168	2	39	45.731	3	32	52.155	2	32	2:24.054	2:24.433	2
26	81	Silva-Gomes (PT)	41.115	10	10	41.824	19	11	48.963	17	11	2:11.902	2:12.407	15
27	44	Carvalhosa-dal Maso(PT)	45.071	11	32	45.810	2	33	52.644	2	35	2:23.525	2:24.148	3
28	159	Vaz-Soares (PT)	45.828	2	37	46.116	2	34	50.851	3	25	2:22.795	2:23.914	3
29	233	Hugo Guimaraes (PT)	40.982	4	9	41.696	2	10	48.485	3	9	2:11.163	2:12.213	3
30	219	Tice-Conoley(UK)	42.935	15	19	43.264	9	19	49.687	18	16	2:15.886	2:16.362	15
31	147	Jorge Guimaraes(PT)	50.152	15	41	50.367	13	40	57.346	13	40	2:37.865	2:38.712	15
32	101	Bart Uiterwaal(NL)	50.843	15	44	49.693	2	39	57.341	15	39	2:37.877	2:38.340	15
33	116	Tourneur Vicent (FR)	50.742	14	43	51.074	13	41	58.767	13	42	2:40.583	2:40.665	13
34	120	Voyazides-Hadfield(UK)	39.005	15	2	39.609	18	2	46.665	16	2	2:05.279	2:05.965	16
35	109	Perivier-Lambert(FR)	51.297	9	45	52.163	3	43	58.487	10	41	2:41.947	2:43.672	6
36	117	Dal Maso-Carvalhosa(PT)	50.641	3	42	51.702	2	42	59.191	8	43	2:41.534	2:42.395	2
37	105	Filipe Nogueira(PT)	46.033	12	38	45.494	11	30	53.756	11	38	2:25.283	2:25.805	11
38	231	Mezard-Bonfillon(FR)	52.675	11	47								2:45.823	14
39	137	Freitas-Ribeiro(PT)	44.442	2	28	45.028	14	28	51.244	2	29	2:20.714	2:21.251	2
40	82	Fernandes - Jorge Fernandes (PT)	45.167	4	33	45.090	4	29	50.784	3	24	2:21.041	2:21.428	3
41	180	Mauro Fernandes(PT)	49.493	2	40	46.273	2	35	52.353	3	33	2:28.119	2:31.157	2

Algarve Classic Festival 2017

Autodromo Int. Algarve

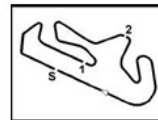
IBERIAN HISTORIC ENDURANCE

26 - 29 October 2017

Sector analyse - Race 1

Autodromo Internacional Algarve - 4652 mtr.

Pos	Nbr	Name / Team name	Sector 1			Sector 2			Sector 3			Theoretical best	Actual best	In
			time	Lap	pos	time	Lap	pos	time	Lap	pos			
42	103	Luis Sousa Ribeiro(PT)	45.484	4	36	46.654	2	37	53.241	3	37	2:25.379	2:26.181	2
43	206	Parsons-Birchenhough(UK)	45.479	2	35	46.690	2	38	52.942	2	36	2:25.111	2:25.111	2
44	167	Dod-Dod(UK)	41.369	3	11	42.656	3	14	49.324	1	15	2:13.349	2:15.061	2
45	227	Carlos Barbot(PT)	40.247	2	6	40.290	2	4	47.162	1	4	2:07.699	2:11.573	1
46	203	David Daniels(FR)	51.771	2	46	52.555	1	44	59.683	2	44	2:44.009	2:44.919	2
47	170	Paulo Sousa(PT)											2:34.675	1
48	58	Antonio Gutiérrez(ESP)	44.650	2	29	45.652	1	31	51.946	1	31	2:22.248	2:26.937	1
49	SC	SC - Jorge Fernandes												



Algarve Classic Festival 2017

Autodromo Int. Algarve

IBERIAN HISTORIC ENDURANCE

26 - 29 October 2017

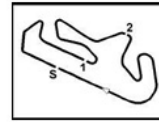
Laps and Sector Times - Race 1

Autodromo Internacional Algarve - 4652 mtr.

4	<u>43.673</u>	126.9	45.995	75.4	55.242	201.5	187.2	2:24.910	14	44.190	122.4	46.564	92.4	52.722	194.6	<u>199.6</u>	2:23.476
5	51.633	106.6	47.569	87.0	51.883	152.1	141.9	2:31.085	15	44.563	127.5	<u>43.670</u>	85.0	51.620	197.1	173.1	2:19.853
6	52.293	105.1	46.691	86.1	55.436	191.2	173.4	2:34.420	16	45.206	125.1	44.607	85.8	51.357	190.8	180.0	2:21.170
7	51.772	115.0	50.538	67.0	58.208	136.5	133.8	2:40.518	17	45.136	123.0	44.337	90.2	51.971	195.3	172.8	2:21.444
8	49.603	97.3	51.546	82.3		182.1	158.1	2:41.992	18	44.533	120.3	44.344	89.0	52.487	186.5	182.7	2:21.364
9	Out	<u>127.7</u>	44.810	91.5	51.649			3:55.862 P	19	45.242	119.9	45.072	83.6	52.032	195.3	184.3	2:22.346
10	44.581	124.4	45.451	82.3	52.604	190.8	173.4	2:22.636	20	44.889	124.6	44.583	80.5	51.733	192.9	165.9	2:21.205

SC	SC - Jorge Fernandes																		
lap	Sect-1	Speed	Sect-2	Speed	Sect-3	Speed	TopSpeed	laptime	pit	lap	Sect-1	Speed	Sect-2	Speed	Sect-3	Speed	TopSpeed	laptime	pit





Algarve Classic Festival 2017

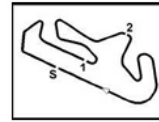
Autodromo Int. Algarve

IBERIAN HISTORIC ENDURANCE - Race 1

26 - 29 October 2017

Autodromo Internacional Algarve - 4652 mtr.

Nbr	Pos.	Name	Stint/ Stop nr	Run ..1	Run ..2	Run ..3	Rin ..4	Run ..5	Run ..6	Run ..7	Run ..8	Run ..9	Run ..0
				Pit ..1	Pit ..2	Pit ..3	Pit ..4	Pit ..5	Pit ..6	Pit ..7	Pit ..8	Pit ..9	Pit ..0
76	1	Haddon-Martin	1 t/m 10	27:26	1:09								
		Stops : 1	Total time in pit : 0:01:37	1:37									
201	2	Dutoya-F Dutoya											
		Stops : 0	Total time in pit : 0:00:00										
150	3	A LEXA NDRE GUIMA RA ES	1 t/m 10	27:58	0:30								
		Stops : 1	Total time in pit : 0:01:44	1:44									
89	4	Frits Campagne	1 t/m 10	28:01	0:38								
		Stops : 1	Total time in pit : 0:01:33	1:33									
44	5	Carvalhosa-dal Maso	1 t/m 10	28:14									
		Stops : 1	Total time in pit : 0:00:00	1:59									
131	6	Bonny-Renavand	1 t/m 10	28:26	0:05								
		Stops : 1	Total time in pit : 0:01:41	1:41									
47	7	Bob Stevens	1 t/m 10	19:57	8:55								
		Stops : 1	Total time in pit : 0:01:20	1:20									
97	8	Wilson-Pittard	1 t/m 10	19:58	8:35								
		Stops : 1	Total time in pit : 0:01:40	1:40									
46	9	Jos Stevens	1 t/m 10	17:26	11:38								
		Stops : 1	Total time in pit : 0:01:08	1:08									
60	10	Bastos Rezende-Pais do Amaral	1 t/m 10	19:42	8:26								
		Stops : 1	Total time in pit : 0:01:37	1:37									
19	11	Tice-Conoley	1 t/m 10	19:59	8:24								
		Stops : 1	Total time in pit : 0:01:49	1:49									
258	12	Boel-Rubbio	1 t/m 10	20:08	8:27								
		Stops : 1	Total time in pit : 0:01:37	1:37									
192	13	Thomas-Lockie	1 t/m 10	20:06	8:25								
		Stops : 1	Total time in pit : 0:01:41	1:41									
179	14	Rui Ribeiro	1 t/m 10	20:03	8:22								
		Stops : 1	Total time in pit : 0:01:48	1:48									
16	15	Francisco Albuquerque	1 t/m 10	23:07	5:40								
		Stops : 1	Total time in pit : 0:01:25	1:25									
120	16	Voyazides-Hadfield	1 t/m 10	23:01	5:37								
		Stops : 1	Total time in pit : 0:01:34	1:34									
125	17	Daniel Gibson	1 t/m 10	23:06	5:33								
		Stops : 1	Total time in pit : 0:01:34	1:34									
159	18	Vaz-Soares	1 t/m 10	20:19	8:12								
		Stops : 1	Total time in pit : 0:01:42	1:42									
100	19	Pires-Raposo Magalhães	1 t/m 10	23:14	5:31								
		Stops : 1	Total time in pit : 0:01:27	1:27									
110	20	Michiel Campagne	1 t/m 10	23:02	5:31								
		Stops : 1	Total time in pit : 0:01:40	1:40									
57	21	Brizido-Cardoso	1 t/m 10	20:18	8:04								
		Stops : 1	Total time in pit : 0:01:51	1:51									
13	22	Nolte-Stippler	1 t/m 10	23:10	5:18								
		Stops : 1	Total time in pit : 0:01:45	1:45									



Algarve Classic Festival 2017

Autodromo Int. Algarve

IBERIAN HISTORIC ENDURANCE - Race 1

26 - 29 October 2017

Autodromo Internacional Algarve - 4652 mtr.

Nbr	Pos.	Name	Stint/ Stop nr	Run ..1	Run ..2	Run ..3	Rin ..4	Run ..5	Run ..6	Run ..7	Run ..8	Run ..9	Run ..0
				Pit ..1	Pit ..2	Pit ..3	Pit ..4	Pit ..5	Pit ..6	Pit ..7	Pit ..8	Pit ..9	Pit ..0
237	23	Walker-Griffiths-ADAMS	1 t/m 10	23:03	5:28								
		Stops : 1	Total time in pit : 0:01:42	1:42									
233	24	Hugo Guimaraes	1 t/m 10	23:09	5:24								
		Stops : 1	Total time in pit : 0:01:40	1:40									
219	25	Tice-Conoley	1 t/m 10	20:05	7:32								
		Stops : 1	Total time in pit : 0:02:37	2:37									
158	26	Pinto-Pinto	1 t/m 10	20:04	7:31								
		Stops : 1	Total time in pit : 0:02:39	2:39									
106	27	Javier Ortega	1 t/m 10	25:44	2:48								
		Stops : 1	Total time in pit : 0:01:42	1:42									
123	28	Marcel van Laarhoven	1 t/m 10	23:19	5:17								
		Stops : 1	Total time in pit : 0:01:37	1:37									
14	29	João Mira Gomes	1 t/m 10	23:16	5:12								
		Stops : 1	Total time in pit : 0:01:46	1:46									
25	30	António Torres da Silva	1 t/m 10	25:53	2:30								
		Stops : 1	Total time in pit : 0:01:50	1:50									
137	31	Freitas-Ribeiro	1 t/m 10	23:17	4:54								
		Stops : 1	Total time in pit : 0:02:03	2:03									
101	32	Bart Uiterw aal	1 t/m 10	28:09	0:23								
		Stops : 1	Total time in pit : 0:01:42	1:42									
147	33	Jorge Guimarães	1 t/m 10	28:10	0:13								
		Stops : 1	Total time in pit : 0:01:51	1:51									
109	34	Perivier-Lambert											
		Stops : 0	Total time in pit : 0:00:00										
81	35	Mário Silva	1 t/m 10	4:46	16:31	5:41							
		Stops : 2	Total time in pit : 0:03:15	1:24	1:51								
116	36	Tourneur Vicent	1 t/m 10	25:28	2:49								
		Stops : 1	Total time in pit : 0:01:33	1:33									
117	37	Dal Maso-Carvalhosa	1 t/m 10	25:31	2:06								
		Stops : 1	Total time in pit : 0:02:37	2:37									
82	38	Fernandes-Jorge Fernandes	1 t/m 10	20:12									
		Stops : 1	Total time in pit : 0:00:00	10:03									
105	39	Filipe Nogueira	1 t/m 10	5:27	8:29	5:14	2:41						
		Stops : 3	Total time in pit : 0:08:22	2:49	1:45	3:47							
231	40	Mezard-Bonfillon	1 t/m 10	9:27	9:03	7:56							
		Stops : 2	Total time in pit : 0:03:47	1:14	2:32								
180	41	Mauro Fernandes	1 t/m 10	5:11	10:41								
		Stops : 2	Total time in pit : 0:01:28	1:28	12:53								
103	42	Luis Sousa Ribeiro											
		Stops : 0	Total time in pit : 0:00:00										
206	43	Parsons-Birchenthough	1 t/m 10	10:18									
		Stops : 1	Total time in pit : 0:00:00	19:57									
SC	44	SC - Jorge Fernandes	1 t/m 10	13:59	2:23								
		Stops : 1	Total time in pit : 0:04:56	4:56									

Algarve Classic Festival 2017
Autodromo Int. Algarve

IBERIAN HISTORIC ENDURANCE - Race 1

26 - 29 October 2017
Autodromo Internacional Algarve - 4652 mtr.

Nbr	Pos.	Name	Stint/ Stop nr	Run ..1	Run ..2	Run ..3	Rin ..4	Run ..5	Run ..6	Run ..7	Run ..8	Run ..9	Run ..0
				Pit ..1	Pit ..2	Pit ..3	Pit ..4	Pit ..5	Pit ..6	Pit ..7	Pit ..8	Pit ..9	Pit ..0
167	45	Dod-Dod	1 t/m 10	7:08									
		Stops : 1	Total time in pit : 0:00:00	23:07									
227	46	Carlos Barbot											
		Stops : 0	Total time in pit : 0:00:00										
203	47	David Daniels											
		Stops : 0	Total time in pit : 0:00:00										
170	48	Paulo Sousa											
		Stops : 0	Total time in pit : 0:00:00										
58	49	Antonio Gutiérrez											
		Stops : 0	Total time in pit : 0:00:00										

Algarve Classic Festival 2017

Positions for each lap - Race 1

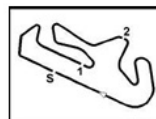
IBERIAN HISTORIC ENDURANCE

26 - 29 October 2017

Positions for each lap

Autodromo Internacional Algarve - 4652 mtr.

Pos	Nr.	Name	1	2	3	4	5	6	7	8	9	10	11	12	13	14	15	16	17	18	19	20
1	13	Nolte- Stippler	227	110	110	110	120	120	120	120	120	76	76	201	47	97	97	120	13	13	13	13
2	97	Wilson-Pittard	110	120	120	120	110	110	110	110	76	150	150	47	97	47	120	97	120	97	97	97
3	125	Daniel Gibson	76	76	237	237	237	237	237	237	110	89	89	97	46	60	47	13	97	125	125	125
4	237	Walker-Griffiths-Adams	120	237	76	76	76	76	76	76	237	201	201	46	60	120	60	60	125	110	110	237
5	110	Michiel Campagne	237	167	125	125	125	125	125	125	125	44	44	60	19	19	13	125	60	60	237	110
6	60	Bastos Rezende-Pais do Amaral	125	125	16	16	16	16	16	16	16	106	131	76	258	125	19	47	110	237	60	60
7	19	Tice-Conoley	167	16	47	233	233	233	233	233	89	131	47	19	192	192	125	110	47	47	47	19
8	47	Bob Stevens	16	47	233	47	47	47	47	13	233	25	97	258	179	46	110	19	237	19	19	47
9	16	Francisco Albuquerque	81	227	97	97	97	97	97	47	13	47	46	192	76	16	16	16	19	16	16	16
10	76	Haddon-Martin	47	97	13	13	13	13	13	97	150	97	60	179	16	13	192	237	16	76	76	76
11	100	Pires-Raposo Magalhães	97	233	19	19	19	19	19	19	201	46	19	16	120	110	76	76	76	100	100	100
12	46	Jos Stevens	100	179	179	179	179	179	179	100	100	60	258	120	125	179	46	179	233	233	46	46
13	150	Alexandre Guimaraes	233	81	158	158	158	158	158	89	106	258	192	125	89	258	237	192	179	46	150	150
14	192	Thomas-Lockie	13	13	167	100	100	100	100	179	44	19	179	89	150	76	179	233	46	219	192	192
15	89	Frits Campagne	179	158	100	219	219	219	219	150	14	192	16	150	100	89	258	46	100	179	89	89
16	258	Boel-Rubbio	158	19	219	192	192	192	192	158	131	179	120	159	159	150	233	258	192	150	258	258
17	158	Pinto-Pinto	58	100	192	89	89	89	89	201	137	16	125	100	110	237	150	100	150	192	158	158
18	14	João Mira Gomes	19	219	89	46	46	46	150	219	25	120	159	110	57	233	100	150	219	258	14	14
19	179	Rui Ribeiro	150	192	46	150	150	150	201	192	123	125	100	57	13	100	89	219	258	89	179	179
20	201	Dutoya-F Dutoya	219	89	150	258	258	258	258	14	46	159	110	13	237	158	219	89	89	158	201	201
21	123	Marcel van Laarhoven	192	46	258	14	14	14	46	137	47	100	57	237	233	219	158	158	158	14	123	123
22	106	Javier Ortega	89	150	14	201	201	201	14	258	97	57	13	233	219	57	201	201	14	201	131	131
23	131	Bonny-Renavand	46	137	137	137	137	137	137	106	258	110	237	219	158	159	106	14	201	123	106	106
24	25	António Torres da Silva	258	258	201	60	60	60	60	60	60	237	233	158	106	106	14	123	123	131	57	
25	57	Brizido-Cardoso	137	14	82	82	82	82	82	82	192	233	219	106	131	201	57	106	131	106	25	
26	81	Silva-Gomes	14	106	60	106	106	106	106	123	19	13	158	131	201	123	123	131	106	57	81	
27	44	Carvalho-dal Maso	123	201	106	123	123	123	123	57	179	219	106	123	123	14	131	57	57	25	159	
28	159	Vaz-Soares	106	82	123	57	57	57	57	159	159	158	123	14	14	131	159	25	25	159	44	
29	233	Hugo Guimaraes	82	123	57	103	103	159	159	44	57	123	14	25	25	25	25	159	159	81	233	
30	219	Tice-Conoley	201	57	159	159	159	44	44	131	219	14	25	44	44	44	44	44	44			
31	147	Jorge Guimaraes	57	60	103	44	44	131	131	25	158	137	137	137	137	81	81	81	81	147		
32	101	Bart Uiterwaal	170	103	206	206	131	25	25	46	101	101	109	81	81	147	147	147	147	101		
33	116	Tourneur Vicent	103	159	44	131	25	101	101	101	147	147	81	101	101	101	101	101	101	116		
34	120	Voyazides-Hadfield	180	206	131	25	101	117	117	117	117	109	101	147	147	137	116	116	116			
35	109	Pervier-Lambert	159	44	25	101	117	147	147	81	109	81	147	116	116	116	109	109	109			
36	117	Dal Maso-Carvalho	206	180	101	117	147	81	81	147	116	116	116	109	109	109	117	117				
37	105	Filipe Nogueira	105	131	147	147	81	116	116	116	81	117	117	117	117	117	105	105				
38	231	Mezard- Bonfillon	44	25	117	81	116	109	109	109	105	105	105	105	105	105	231					
39	137	Freitas-Ribeiro	131	105	81	116	109	180	105	105	231	231	231	231	231	231						
40	82	Fernandes-Jorge Fernandes	60	101	116	109	180	105	231	231												
41	180	Mauro Fernandes	25	117	109	180	105	231														
42	103	Luis Sousa Ribeiro	101	147	180	105	231															
43	206	Parsons-Birchenhough	117	203	105	231																



Algarve Classic Festival 2017

Positions for each lap - Race 1

IBERIAN HISTORIC ENDURANCE

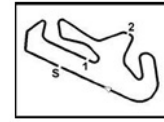
26 - 29 October 2017

Positions for each lap

Autodromo Internacional Algarve - 4652 mtr.

Pos	Nr.	Name	1	2	3	4	5	6	7	8	9	10	11	12	13	14	15	16	17	18	19	20
44	167	Dod-Dod	147	116	231																	
45	227	Carlos Barbot	203	109																		
46	203	David Daniels	116	<u>231</u>																		
47	170	Paulo Sousa	109																			
48	58	Antonio Gutiérrez	231																			





Algarve Classic Festival 2017

Autodromo Int. Algarve

26 - 29 October 2017

Autodromo Internacional Algarve - 4652 mtr.

Starting grid - IBERIAN HISTORIC ENDURANCE - Race 1


Start Time : 16:55 - Heat Duration : 50 Minutes

Pos	Nbr	Name	time		Pos	Nbr	Name	time
----- STARTLINE -----								
Pole Right								
2	237	Walker-Griffiths-ADAMS	2:05.500	Row 1	1	13	Nolte-Stipler	2:02.594
4	227	Carlos Barbot	2:08.145	Row 2	3	120	Voyazides-Hadfield	2:05.518
6	110	Michiel Campagne	2:10.323	Row 3	5	125	Daniel Gibson	2:10.183
8	76	Haddon-Martin	2:10.808	Row 4	7	97	Wilson-Pitard	2:10.664
10	182	Hilliard-Guess	2:11.149	Row 5	9	233	Hugo Guimaraes	2:10.903
12	60	Bastos Rezende-Pais do Amaral	2:11.704	Row 6	11	81	Mário Silva	2:11.484
14	100	Pires-Raposo Magalhães	2:14.032	Row 7	13	16	Francisco Albuquerque	2:13.153
16	167	Dod-Dod	2:14.616	Row 8	15	47	Bob Stevens	2:14.335
18	150	ALEXANDRE GUIMARÃES	2:15.553	Row 9	17	19	Tice-Conoley	2:15.446
20	179	Rui Ribeiro	2:15.635	Row 10	19	58	Antonio Gutiérrez	2:15.624
22	158	Pinto-Pinto	2:16.294	Row 11	21	46	Jos Stevens	2:15.687
24	89	Frits Campagne	2:16.906	Row 12	23	14	João Mira Gomes	2:16.346

Results: <https://livetiming.raceresults.nu/autodromodoalgarve>

Timekeeping by :

Publication-time

Clerk of the Course	Steward	Timekeeper  Miguel C. Calado Gloria	
Page 1 of 3			

Algarve Classic Festival 2017

Autodromo Int. Algarve

26 - 29 October 2017

Autodromo Internacional Algarve - 4652 mtr.

Starting grid - IBERIAN HISTORIC ENDURANCE - Race 1


Start Time : 16:55 - Heat Duration : 50 Minutes

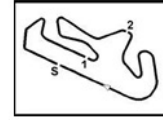
Pos	Nbr	Name	time		Pos	Nbr	Name	time
26	219	Tice-Conoley	2: 17.158	Row 13	25	192	Thomas-Lockie	2: 17.131
28	258	Boel-Rubbio	2: 19.001	Row 14	27	137	Freit as-Ribeiro	2: 18.143
30	131	Bonny-Renavand	2: 19.959	Row 15	29	170	Paulo Sousa	2: 19.367
32	159	Vaz-Soares	2: 22.661	Row 16	31	180	Mauro Fernandes	2: 22.422
34	121	Rayment-Wheeler	2: 22.765	Row 17	33	123	Marcel van Laarhoven	2: 22.728
36	103	Luis Sousa Ribeiro	2: 23.608	Row 18	35	105	Filipe Nogueira	2: 22.844
38	82	Fernandes-Jorge Fernandes	2: 24.636	Row 19	37	57	Brizido-Cardoso	2: 23.954
40	106	Javier Ortega	2: 25.374	Row 20	39	62	JORGE CORREA	2: 25.312
42	206	Parsons-Birchenthough	2: 26.001	Row 21	41	44	Carvalhosa-dal Maso	2: 25.803
44	203	David Daniels	2: 32.278	Row 22	43	25	António Torres da Silva	2: 27.736
46	116	TOURNEUR VICENT	2: 39.757	Row 23	45	117	Dal Maso-Carvalhosa	2: 38.695
48	201	Dut oya-F Dutoya	2: 47.007	Row 24	47	101	Bart Uiterwaal	2: 40.702
50	109	Perivier-Lambert	2: 50.459	Row 25	49	231	Mezard-Bonfillon	2: 47.662
				Row 26	51	147	Jorge Guimarães	

Publication-time

Results: <https://livetiming.raceresults.nu/autodromodoalgarve>

Timekeeping by :

Clerk of the Course	Steward	Timekeeper  Miguel C. Calado Gloria
Page 2 of 3		



Algarve Classic Festival 2017

Autodromo Int. Algarve

26 - 29 October 2017

Autodromo Internacional Algarve - 4652 mtr.

Starting grid - IBERIAN HISTORIC ENDURANCE - Race 1

Start Time : 16:55 - Heat Duration : 50 Minutes

Pos	Nbr	Name	time
-----	-----	------	------

Pos	Nbr	Name	time
-----	-----	------	------

Results: https://livetiming.raceresults.nu/autodromodoalgarve			Timekeeping by :	Publication-time
Clerk of the Course	Steward	Timekeeper	Miguel C. Calado Gloria	
Page 3 of 3				



Algarve Classic Festival 2017

Autodromo Int. Algarve

Heat name : IBERIAN HISTORIC ENDURANCE - Race 1
 Heat Date : 27 October 2017
 Weather :
 : Autodromo Internacional Algarve - 4652 mtr.

Participants Started	: 49	Participants Classified	: 48
Participants Finished	: 36	Participants Not Classified	: 17
Participants Not Finished	: 12		

Green flag at	: 16:58:43	Heat recording start time	: 16:41:53
Finish flag waved at	: 17:48:45	Heat recording end time	: 17:55:16
Total time under Green	: 50:02	Total of All Laps in Heat	: 773
Number of cautions	: 2	Total time under Yellow	: 00:20:44
Number of code-60's	: 0	Total time under Code-60	: 00:00:00

Cautions/Code-60 history during the heat

#	Start time	End time	Duration	Comment
1	16:58:43	606	50:02.393	
2	17:07:08	17:21:36	14:27	
3	17:27:26	17:33:43	6:17	

Summary of winners per class

Nbr	Name / Team name	Car	Cls	Fastest Laptime	In	Avg. Speed	Laps	Race Time
13	Nolte-Stippler	Ford GT40	H-GTP 65	2:02.134	16	111.57	20	50:02.394
97	Wilson-Pittard	Lotus Elan	H-1965	2:09.390	16	110.79	20	50:23.708
60	Bastos Rezende-Pais do Amaral	Porsche 911 3.0 RS	H-1976	2:11.910	14	109.68	20	50:54.315
150	Alexandre Guimaraes	LOTUS ELAN	H-1971	2:17.718	10	108.10	20	51:38.982
158	Pinto-Pinto	BMW 2002 Ti	H-C	2:18.304	15	107.62	20	51:52.850
109	Perivier-Lambert	Porsche	GTS-10	2:43.672	6	90.57	17	52:23.902

Leader history during the Heat

#	Nbr	Lap	to Lap	Name	Car
1	227	1	1	Carlos Barbot	Merlyn
2	110	2	4	Michiel Campagne	Chevrolet Corvette Grand S
3	120	5	9	Voyazides-Hadfield	Ford GT40
4	76	10	11	Haddon-Martin	AC Cobra
5	201	12	12	Dutoya-F Dutoya	Ginetta G4R
6	47	13	13	Bob Stevens	Lotus Elan 26R
7	97	14	15	Wilson-Pittard	Lotus Elan
8	120	16	16	Voyazides-Hadfield	Ford GT40
9	13	17	20	Nolte-Stippler	Ford GT40

Best Lap time history during the Heat

#	Nbr	lap time	in lap	Name	Car	time of day
1	227	2:11.573	1	Carlos Barbot	Merlyn	17:00:54
2	110	2:08.623	2	Michiel Campagne	Chevrolet Corvette Grand Sport	17:03:04
3	120	2:07.394	3	Voyazides-Hadfield	Ford GT40	17:05:14
4	13	2:05.432	15	Nolte-Stippler	Ford GT40	17:38:22
5	13	2:02.134	16	Nolte-Stippler	Ford GT40	17:40:24

Algarve Classic Festival 2017

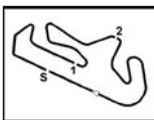
Autodromo Int. Algarve

Summary of best lap times per class

Nbr	Name / Team name	Car	Cls	Fastest Laptime	In	Speed
125	Daniel Gibson	Cobra Daytona	H-1965	2:08.889	17	129.96
81	Silva-Gomes	Ford Escort RS 1600	H-1971	2:12.407	15	126.51
60	Bastos Rezende-Pais do Amaral	Porsche 911 3.0 RS	H-1976	2:11.910	14	126.98
219	Tice-Conoley	BMW 2002	H-C	2:16.362	15	122.84
13	Nolte-Stippler	Ford GT40	H-GTP 65	2:02.134	16	137.15
109	Perivier-Lambert	Porsche	GTS-10	2:43.672	6	102.34

Summary of number of laps in the lead

#	Nbr	Name	Car	# Laps in the lead
1	120	Voyazides-Hadfield		6
2	13	Nolte-Stippler		4
3	110	Michiel Campagne		3
4	76	Haddon-Martin		2
5	97	Wilson-Pittard		2
6	47	Bob Stevens		1
7	201	Dutoya-F Dutoya		1
8	227	Carlos Barbot		1



Algarve Classic Festival 2017

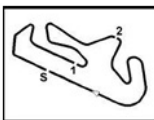
Autodromo Int. Algarve

IBERIAN HISTORIC ENDURANCE - Race 2

26 - 29 October 2017
Autodromo Internacional Algarve - 4652 mtr.

Nr.	Team	Car	Driver 1	drive time	Driver 2	drive time	total
4	Dominique Varanty	Shelby mustang GT 350	Dominique Varanty	0:00:00 (0%)		0:00:00 (0%)	0%
13	Nolte-Stippler	Ford GT40	Georg Nolte	0:00:00 (0%)	Frank Stippler	0:00:00 (0%)	0%
14	João Mira Gomes	Lotus Seven	João Mira Gomes	0:39:46 (100.0%)		0:00:00 (0%)	100%
16	Francisco Albuquerque	Lotus Elan	Francisco Albuquerque	0:39:25 (100.0%)		0:00:00 (0%)	100%
19	Tice-Conoley	Marcos 1800	Allen Tice	0:00:00 (0%)	Chris Conoley	0:00:00 (0%)	0%
25	António Torres da Silva	Porsche 911 SWB	António Torres da Silva	0:39:55 (100.0%)		0:00:00 (0%)	100%
26	Alexis Raoux	Porsche 911 2.3 ST	Alexis Raoux	0:00:00 (0%)		0:00:00 (0%)	0%
32	Allison-Thompson	Marcos 1800	Charles Allison	0:00:00 (0%)	Peter Thompson	0:00:00 (0%)	0%
34	Delso-de Miguel	Alfa Romeo Giulietta Sprint	Luis Delso	0:00:00 (0%)	Carlos de Miguel	0:00:00 (0%)	0%
37	Guimarães-Melo	Lotus Elan Sprint	Alexandre Guimarães	0:00:00 (0%)	Manuel Melo	0:00:00 (0%)	0%
40	António Simões	Ford Escort RS1800		0:00:00 (0%)		0:00:00 (0%)	0%
44	Carvalhosa-dal Maso	Porsche 911-S SWB	José Carvalhosa	0:00:00 (0%)	Piero dal Maso	0:00:00 (0%)	0%
46	Jos Stevens	Lotus Elan 26R	Jos Stevens	0:39:40 (100.0%)		0:00:00 (0%)	100%
47	Bob Stevens	Lotus Elan 26R	Bob Stevens	0:28:10 (100.0%)		0:00:00 (0%)	100%
57	Brizido-Cardoso	Porsche 911 ST	Carlos Brizido	0:00:00 (0%)	João Cardoso	0:00:00 (0%)	0%
58	Antonio Gutiérrez	Porsche 911 ST	Antonio Gutiérrez	0:00:00 (0%)		0:00:00 (0%)	0%
60	Bastos Rezende-Pais do Amaral	Porsche 911 3.0 RS	Pedro Bastos Rezende	0:00:00 (0%)	Miguel Pais do Amaral	0:00:00 (0%)	0%
62	JORGE CORREA	FORD CAPRI 3000 GT		0:00:00 (0%)		0:00:00 (0%)	0%
63	Martinez-Fuster	Porsche 911 3.0 RS	Alfredo Martinez	0:00:00 (0%)	Jesus Fuster	0:00:00 (0%)	0%
76	Haddon-Pittard	AC Cobra	Andrew Haddon	0:00:00 (0%)	David Pittard	0:00:00 (0%)	0%
79	Mark Martin	Lotus Elan 26R		0:00:00 (0%)		0:00:00 (0%)	0%
81	Silva-Gomes	Ford Escort RS 1600	Mario Silva	0:00:00 (0%)	Gonçalo Gomes	0:00:00 (0%)	0%
82	Fernandes-Jorge Fernandes	Opel GT	Pedro Fernandes	0:00:00 (0%)	Fernando Jorge Fernandes	0:00:00 (0%)	0%
85	Juan Carlos Zorrilla	Porsche 911 3.0 RS	Juan Carlos Zorrilla	0:00:00 (0%)		0:00:00 (0%)	0%





Algarve Classic Festival 2017

Autodromo Int. Algarve

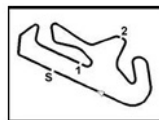
IBERIAN HISTORIC ENDURANCE - Race 2

26 - 29 October 2017

Autodromo Internacional Algarve - 4652 mtr.

89	Frits Campagne	Ford Falcon	Frits Campagne	0:40:24	100.0%			(0%)	100%
97	Wilson-Pittard	Lotus Elan	Grahame Wilson	0:00:00	(0%)	David Pittard	0:00:00	(0%)	0%
100	Pires-Raposo Magalhães	Shelby Mustang	Hipólito Pires	0:00:00	(0%)	Tiago Raposo Magalhães	0:00:00	(0%)	0%
101	Bart Uiterwaal	Ford Mustang MK1	Bart Uiterwaal	0:40:51	100.0%			(0%)	100%
103	Luis Sousa Ribeiro	Ford Cortina Lotus	Luis Sousa Ribeiro	0:40:48	100.0%			(0%)	100%
105	Filipe Nogueira	Ford Escort RS 2000	Filipe Nogueira	0:07:43	(99.5%)			(0%)	99.5%
106	Javier Ortega	Jaguar E-Type 3.8	Javier Ortega	0:41:07	100.0%			(0%)	100%
109	Perivier-Lambert	Porsche	Marc Perivier	0:00:00	(0%)	Christian Lambert	0:00:00	(0%)	0%
110	Michiel Campagne	Chevrolet Corvette Grand Sport	Michiel Campagne	0:39:14	100.0%			(0%)	100%
116	Tourneur Vicent	Porsche 356			(0%)			(0%)	0%
117	Dal Maso-Carvalhosa	Jaguar MK2	Piero Dal Maso	0:00:00	(0%)	José Carvalhosa	0:00:00	(0%)	0%
120	Voyazides-Hadfield	Ford GT 40	Leo Voyazides	0:00:00	(0%)	Simon Hadfield	0:00:00	(0%)	0%
121	Rayment-Wheeler	MG B	Paul Rayment	0:00:00	(0%)	James Wheeler	0:00:00	(0%)	0%
123	Marcel van Laarhoven	Ford Mustang Shelby 350 GT	Marcel van Laarhoven	0:41:23	100.0%			(0%)	100%
125	Daniel Gibson	Cobra Daytona			(0%)			(0%)	0%
129	Walker-Griffiths	Ford GT 40	Philip Walker	0:00:00	(0%)	Mile Griffiths	0:00:00	(0%)	0%
131	Bonny-Renavand	BMW 2002 Ti	Philippe Bonny	0:00:00	(0%)	Michel Renavand	0:00:00	(0%)	0%
137	Freitas-Ribeiro	Ferrari 308 GT4	César Freitas	0:00:00	(0%)	Rui Ribeiro	0:00:00	(0%)	0%
140	António Silva	Austin Mini Cooper MK2 S	António Silva	0:00:00	(0%)			(0%)	0%
147	Jorge Guimaraes	Volvo 121	Jorge Guimaraes	0:16:28	100.0%			(0%)	100%
150	Alexandre Guimaraes	LOTUS ELAN	Alexandre Guimaraes	0:39:41	100.0%			(0%)	100%
157	García-García	Porsche 911 2.5 ST	Idefonso García	0:00:00	(0%)	Alfonso García	0:00:00	(0%)	0%
158	Pinto-Pinto	BMW 2002 Ti	Simplicio Pinto		(0%)	Simplicio Pinto		(0%)	0%
159	Vaz-Soares	Datsun 510/1600 SSS	Miguel Vaz	0:00:00	(0%)	Fernando Soares	0:00:00	(0%)	0%
161	Sena Brizido-Pina Cardoso	Porsche 911 3.0 RS	Carlos Sena Brizido	0:00:00	(0%)	João Pina Cardoso	0:00:00	(0%)	0%
167	Dod-Dod	TVR Griffith 400	Peter Dod	0:00:00	(0%)	Nathan Dod	0:00:00	(0%)	0%





Algarve Classic Festival 2017

Autodromo Int. Algarve

IBERIAN HISTORIC ENDURANCE - Race 2

26 - 29 October 2017

Autodromo Internacional Algarve - 4652 mtr.

170	Paulo Sousa	Saab Sonett III	Paulo Sousa	0:41:12	100.0%			(0%)	100%
179	Rui Ribeiro	Ford Escort RS 2000						(0%)	0%
180	Mauro Fernandes	Ford Escort RS 2000	Mauro Fernandes	0:00:00	(0%)			(0%)	0%
182	Hilliard-Guess	Ginetta G10	James Hilliard	0:00:00	(0%)	James Guess	0:00:00	(0%)	0%
192	Thomas-Lockie	Ford Falcon	Julian Thomas	0:00:00	(0%)	Calum Lockie	0:00:00	(0%)	0%
201	Dutoya-F Dutoya	Ginetta G4R	Laurent Dutoya	0:00:00	(0%)	Pierre F Dutoya	0:00:00	(0%)	0%
203	David Daniels	Austin Healey 3000	David Daniels	0:39:48	100.0%			(0%)	100%
206	Parsons-Birchenough	Moris Mini Cooper 'S'	Richard Parsons	0:00:00	(0%)	Ellie Birchenough	0:00:00	(0%)	0%
219	Tice-Conoley	BMW 2002	Allen Tice	0:00:00	(0%)	Chris Conoley	0:00:00	(0%)	0%
227	Carlos Barbot	Merlyn	Carlos Barbot	0:00:00	(0%)	Pedro Matos	0:00:00	(0%)	0%
231	Mezard-Bonfillon	Alfa Romeo 1750 Veloce	Hugo Mezard	0:00:00	(0%)	Nicolas Bonfillon	0:00:00	(0%)	0%
233	Hugo Guimaraes	PORSCHE 911 RS 3.0						(0%)	0%
237	Walker-Griffiths-Adams	Ford GT40	Philip Walker	0:00:00	(0%)	Mile Griffiths	0:00:00	(0%)	0%
258	Boel-Rubbio	ISO Grifo A3C	Pieter Boel	0:40:34	100.0%			(0%)	100%
SC	SC - Jorge Fernandes							(0%)	0%



Algarve Classic Festival 2017

Autodromo Int. Algarve

Result of IBERIAN HISTORIC ENDURANCE - Race 2
Result of Race 2 - OFICIAL

26 - 29 October 2017
Autodromo Internacional Algarve - 4652 mtr.

Pos	Nbr	Name / Entrant	Car	Cls	PIC	Gap	Diff	Best Laptime Km/h	Best Lap	Race Time Km/h
1	237	Walker-Griffiths-Adams(UK) Walker-Griffiths-Adams (UK)	Ford GT40	I-GTP 6	1	-- 18 laps --		2:09.183 129.66	18	40:58.361 122.64
2	110	Michiel Campagne(NL) Michiel Campagne(NL)	Chevrolet Corvette Grand Sport	I-GTP 6	2	28.468	28.468	2:09.288 129.56	14	41:26.829 121.24
3	13	Nolte-Stippler(DE) Nolte-Stippler(DE)	Ford GT40	I-GTP 6	3	30.070	1.602	2:04.385 134.67	16	41:28.431 121.16
4	125	Daniel Gibson (GB) Daniel Gibson (GB)	Cobra Daytona	H-1965	1	33.408	3.338	2:09.858 128.99	4	41:31.769 121.00
5	81	Silva-Gomes(PT) Silva-Gomes (PT)	Ford Escort RS 1600	H-1971	1	1:22.109	48.701	2:11.793 127.10	4	42:20.470 118.68
6	76	Haddon-Martin(UK) Haddon-Martin(UK)	AC Cobra	H-1965	2	1:45.901	23.792	2:12.140 126.76	12	42:44.262 117.57
7	19	Tice-Conoley (UK) Tice-Conoley (UK)	Marcos 1800	H-1965	3	1:53.423	7.522	2:15.228 123.87	5	42:51.784 117.23
8	16	Francisco Albuquerque (PT) Francisco Albuquerque (PT)	Lotus Elan	H-1965	4	-- 17 laps --	24.392	2:15.263 123.84	4	40:58.719 115.81
9	46	Jos Stevens (NL) Jos Stevens (NL)	Lotus Elan 26R	H-1965	5	3.013	3.013	2:17.414 121.90	7	41:01.732 115.67
10	179	Rui Ribeiro (PT) Rui Ribeiro (PT)	Ford Escort RS 2000	H-1976	1	5.141	2.128	2:15.395 123.71	4	41:03.860 115.57
11	192	Thomas-Lockie(UK) Thomas-Lockie(UK)	Ford Falcon	H-1965	6	15.547	10.406	2:17.141 122.14	11	41:14.266 115.08
12	150	Alexandre Guimaraes (PT) Alexandre Guimaraes (PT)	LOTUS ELAN	H-1971	2	28.917	13.370	2:16.676 122.56	10	41:27.636 114.46
13	14	João Mira Gomes(PT) João Mira Gomes(PT)	Lotus Seven	I-GTP 6	4	42.277	13.360	2:18.315 121.10	7	41:40.996 113.85
14	89	Frits Campagne(NL) Frits Campagne(NL)	Ford Falcon	H-1965	7	55.713	13.436	2:20.971 118.82	4	41:54.432 113.24
15	201	Dutoya-F Dutoya(FR) Dutoya-F Dutoya(FR)	Ginetta G4R	I-GTP 6	5	1:35.843	40.130	2:20.124 119.54	14	42:34.562 111.46
16	233	Hugo Guimaraes (PT) Hugo Guimaraes (PT)	PORSCHE 911 RS 3.0	H-1976	2	1:44.186	8.343	2:13.431 125.54	4	42:42.905 111.10
17	258	Boel-Rubbio (NL) Boel-Rubbio (NL)	ISO Grifo A3C	H-1965	8	1:48.360	4.174	2:20.014 119.63	9	42:47.079 110.92
18	170	Paulo Sousa (PT) Paulo Sousa (PT)	Saab Sonett III	H-1976	3	1:51.773	3.413	2:20.820 118.95	13	42:50.492 110.77
19	123	Marcel van Laarhoven (NL) Marcel van Laarhoven (NL)	Ford Mustang Shelby 350 GT	H-1965	9	1:59.025	7.252	2:23.914 116.39	13	42:57.744 110.46

Fastest time: 2:04.385 in lap 16 by nbr. 13: Nolte-Stippler ()

Publication-time

Results: <https://livetiming.raceresults.nu/autodromodoalgarve>

Timekeeping by :

Clerk of the Course	Steward	Timekeeper  Miguel C. Calado Gloria
---------------------	---------	---

Algarve Classic Festival 2017

Autodromo Int. Algarve

Result of IBERIAN HISTORIC ENDURANCE - Race 2
Result of Race 2 - OFICIAL

26 - 29 October 2017
Autodromo Internacional Algarve - 4652 mtr.


Pos	Nbr	Name / Entrant	Car	Cls	PIC	Gap	Diff	Best Laptime Km/h	Best Lap	Race Time Km/h
20	106	Javier Ortega (ESP) Javier Ortega (ESP)	Jaguar E-Type 3.8	H-1965	10	2:24.690	25.665	2:23.073 117.08	14	43:23.409 109.37
21	121	Rayment-Wheeler(UK) Rayment-Wheeler(UK)	MG B	H-1965	11	2:44.282	19.592	2:21.544 118.34	11	43:43.001 108.56
22	57	Brizado-Cardoso Brizado-Cardoso	Porsche 911 ST	H-1976	4	-- 16 laps --		2:22.133 117.85	16	40:57.236 109.06
23	131	Bonny-Renavand(FR) Bonny-Renavand(FR)	BMW2002 Ti	H-1971	3	17.395	17.395	2:20.762 119.00	8	41:14.631 108.30
24	25	António Torres da Silva (PT) António Torres da Silva (PT)	Porsche 911 SWB	H-1965	12	1:07.987	50.592	2:23.086 117.06	7	42:05.223 106.13
25	159	Vaz-Soares (PT) Vaz-Soares (PT)	Datsun 510/1600 SSS	H-1971	4	1:21.339	13.352	2:24.177 116.18	7	42:18.575 105.57
26	103	Luis Sousa Ribeiro (PT) Luis Sousa Ribeiro (PT)	Ford Cortina Lotus	H-1965	13	1:29.181	7.842	2:25.535 115.09	6	42:26.417 105.24
27	44	Carvalhosa-daI Maso (PT) Carvalhosa-daI Maso (PT)	Porsche 911-S SWB	H-1971	5	2:04.553	35.372	2:24.575 115.86	16	43:01.789 103.80
28	206	Parsons-Birchenhough (UK) Parsons-Birchenhough (UK)	Moris Mini Cooper 'S'	H-1965	14	2:05.614	1.061	2:26.061 114.68	12	43:02.850 103.76
29	203	David Daniels (FR) David Daniels (FR)	Austin Healey 3000	H-1965	15	-- 15 laps --	50.761	2:35.182 107.94	13	41:27.357 101.01
30	101	Bart Uiterwaal (NL) Bart Uiterwaal (NL)	Ford Mustang MK1	H-1965	16	1:15.334	1:15.334	2:36.477 107.05	4	42:42.691 98.04
31	116	Tourneur Vicent (FR) Tourneur Vicent (FR)	Porsche 356	H-1965	17	-- 14 laps --	1:09.025	2:43.665 102.35	8	41:07.916 95.02
32	82	Fernandes-Jorge Fernandes (PT) Fernandes-Jorge Fernandes (PT)	Opel GT	H-1971	6	1:00.557	1:00.557	2:14.857 124.21	12	42:08.473 92.74
33	117	Dal Maso-Carvalhosa (PT) Dal Maso-Carvalhosa (PT)	Jaguar MK2	H-1965	18	2:32.937	1:32.380	2:34.003 108.77	4	43:40.853 89.47
34	109	Perivier-Lambert (FR) Perivier-Lambert (FR)	Porsche	GTS-10	1	-- 13 laps --	55.074	2:52.768 96.95	11	41:41.038 87.06
35	47	Bob Stevens (NL) Bob Stevens (NL)	Lotus Elan 26R	H-1965	19	-- 12 laps --	3:00.953	2:15.073 124.01	6	41:44.976 80.24
36	231	Mezard-Bonfillon (FR) Mezard-Bonfillon (FR)	Alfa Romeo 1750 Veloce	H-1971	7	1:55.040	1:55.040	2:44.263 101.97	6	43:40.016 76.71
37	60	Bastos Rezende-Pais do Amaral (PT) Bastos Rezende-Pais do Amaral (PT)	Porsche 911 3.0 RS	H-1976	5	-- 6 laps --		2:11.774 127.11	4	13:49.813 121.11
38	147	Jorge Guimaraes (PT) Jorge Guimaraes (PT)	Volvo 121	H-1971	8	4:06.151	4:06.151	2:40.783 104.18	3	17:55.964 93.40

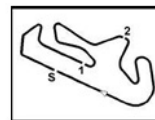
Fastest time: 2:04.385 in lap 16 by nbr. 13: Nolte-Stippler ()

Publication-time

Results: <https://livetiming.raceresults.nu/autodromodoalgarve>

Timekeeping by :

Clerk of the Course	Steward	Timekeeper  Miguel C. Calado Gloria
---------------------	---------	---



Algarve Classic Festival 2017

Autodromo Int. Algarve

Result of IBERIAN HISTORIC ENDURANCE - Race 2
 Result of Race 2 - OFICIAL

26 - 29 October 2017
 Autodromo Internacional Algarve - 4652 mtr.

Pos	Nbr	Name / Entrant	Car	Cls	PIC	Gap	Diff	Best Laptime Km/h	Best Lap	Race Time Km/h
39	100	Pires-Raposo Magalhães(PT) Pires-Raposo Magalhães (PT)	Shelby Mustang	H-1965	20	-- 5 laps --		2:22.897 117.22	2	12:44.134 109.60
40	137	Freitas-Ribeiro(PT) Freitas-Ribeiro(PT)	Ferrari 308 GT4	H-1976	6	-- 4 laps --	4.135	2:24.596 115.84	4	9:53.532 112.88
41	167	Dod-Dod(UK) Dod-Dod(UK)	TVR Griffith 400	H-1965	21	36.109	36.109	2:19.678 119.92	2	10:29.641 106.41
42	105	Filipe Nogueira(PT) Filipe Nogueira(PT)	Ford Escort RS 2000	H-1976	7	-- 3 laps --	19.099	2:28.139 113.07	2	7:45.989 107.83
43	97	Wilson-Pittard(UK) Wilson-Pittard(UK)	Lotus Elan	H-1965	22	-- 2 laps --		2:21.001 118.80	2	4:49.409 115.75
44	158	Pinto-Pinto(PT) Pinto-Pinto(PT)	BMW2002 Ti	H-C	1	49.271	49.271	2:31.370 110.66	1	5:38.680 98.91

Cars N. 25; 106; 110; 117; 121; 159; 231 and 258 - 30s penalty - Stew ards decisons
 Car N. 82 - 40s penalty - Stew ards decision

Fastest time: 2:04.385 in lap 16 by nbr. 13: Nolte-Stipler ()

Publication-time

Results: <https://livetiming.raceresults.nu/autodromodalgarve>

Timekeeping by :

Clerk of the Course

Steward

Timekeeper

Miguel C. Calado Gloria

Algarve Classic Festival 2017

Autodromo Int. Algarve

IBERIAN HISTORIC ENDURANCE

Result of Race 2

26 - 29 October 2017

Autodromo Internacional Algarve - 4652 mtr.

Class = H-1965

Started: 0 Not Started: 0 Classified: 0 Not Classified: 0


Pos	Nbr	Name / Entrant	Car	Gap	Diff	Total time	Fastest	In
1	125	Daniel Gibson (GB)	Cobra Daytona	-- 18 laps --		41:31.769	2:09.858	4
2	76	Haddon-Martin(UK)	AC Cobra	1:12.493	1:12.493	42:44.262	2:12.140	12
3	19	Tice-Conoley(UK) Allen Tice	Marcos 1800	1:20.015	7.522	42:51.784	2:15.228	5
4	16	Francisco Albuquerque(PT) Francisco Albuquerque	Lotus Elan	-- 17 laps --		40:58.719	2:15.263	4
5	46	Jos Stevens(NL) Jos Stevens	Lotus Elan 26R	3.013	3.013	41:01.732	2:17.414	7
6	192	Thomas-Lockie(UK) Julian Thomas	Ford Falcon	15.547	12.534	41:14.266	2:17.141	11
7	89	Frits Campagne(NL) Frits Campagne	Ford Falcon	55.713	40.166	41:54.432	2:20.971	4
8	258	Boel-Rubbio(NL) Pieter Boel	ISO Grifo A 3C	1:48.360	52.647	42:47.079	2:20.014	9
9	123	Marcel van Laarhoven(NL) Marcel van Laarhoven	Ford Mustang Shelby 350 GT	1:59.025	10.665	42:57.744	2:23.914	13
10	106	Javier Ortega(ESP) Javier Ortega	Jaguar E-Type 3.8	2:24.690	25.665	43:23.409	2:23.073	14
11	121	Rayment-Wheeler(UK) Paul Rayment	MG B	2:44.282	19.592	43:43.001	2:21.544	11
12	25	António Torres da Silva(PT) António Torres da Silva	Porsche 911 SWB	-- 16 laps --		42:05.223	2:23.086	7
13	103	Luis Sousa Ribeiro(PT) Luis Sousa Ribeiro	Ford Cortina Lotus	21.194	21.194	42:26.417	2:25.535	6
14	206	Parsons-Birchenhough(UK) Richard Parsons	Moris Mini Cooper 'S'	57.627	36.433	43:02.850	2:26.061	12
15	203	David Daniels(FR) David Daniels	Austin Healey 3000	-- 15 laps --		41:27.357	2:35.182	13
16	101	Bart Uiterwaal(NL) Bart Uiterwaal	Ford Mustang MK1	1:15.334	1:15.334	42:42.691	2:36.477	4
17	116	Tourneur Vicent (FR)	Porsche 356	-- 14 laps --		41:07.916	2:43.665	8
18	117	Dal Maso-Carvalho(PT) Piero Dal Maso	Jaguar MK2	2:32.937	2:32.937	43:40.853	2:34.003	4
19	47	Bob Stevens(NL) Bob Stevens	Lotus Elan 26R	-- 12 laps --		41:44.976	2:15.073	6
20	100	Pires-Raposo Magalhães(PT) Hipólito Pires	Shelby Mustang	-- 5 laps --		12:44.134	2:22.897	2
21	167	Dod-Dod(UK) Peter Dod	TVR Griffith 400	-- 4 laps --		10:29.641	2:19.678	2

Fastest time: 2:04.385 in lap 16 by nbr. 13: Nolte-Stippler ()

Publication-time

Results: <https://livetiming.raceresults.nu/autodromodoalgarve>

Timekeeping by :

Clerk of the Course	Steward	Timekeeper  Miguel C. Calado Gloria	
---------------------	---------	---	--

Algarve Classic Festival 2017

Autodromo Int. Algarve

IBERIAN HISTORIC ENDURANCE

Result of Race 2

26 - 29 October 2017

Autodromo Internacional Algarve - 4652 mtr.

22	97	Wilson-Pittard(UK)	Lotus Elan	-- 2 laps --	4:49.409	2:21.001	2
----	----	--------------------	------------	--------------	----------	----------	---

Class = H-1971

Started: 0 Not Started: 0 Classified: 0 Not Classified: 0

Pos	Nbr	Name / Entrant	Car	Gap	Diff	Total time	Fastest	In
1	81	Silva-Gomes(PT) Mário Silva	Ford Escort RS 1600	-- 18 laps --		42:20.470	2:11.793	4
2	150	Alexandre Guimaraes(PT) RP MOTORSPORT	LOTUS ELAN	-- 17 laps --		41:27.636	2:16.676	10
3	131	Bonny-Renavand(FR) Philippe Bonny	BMW2002 Ti	-- 16 laps --		41:14.631	2:20.762	8
4	159	Vaz-Soares(PT) Miguel Vaz	Datsun 510/1600 SSS	1:03.944	1:03.944	42:18.575	2:24.177	7
5	44	Carvalhosa-dal Maso(PT) José Carvalhosa	Porsche 911-S SWB	1:47.158	43.214	43:01.789	2:24.575	16
6	82	Fernandes-Jorge Fernandes(PT) Pedro Fernandes	Opel GT	-- 14 laps --		42:08.473	2:14.857	12
7	231	Mezard-Bonfillon(FR) Hugo Mezard	Alfa Romeo 1750 Veloce	-- 12 laps --		43:40.016	2:44.263	6
8	147	Jorge Guimaraes(PT) Jorge Guimarães	Volvo 121	-- 6 laps --		17:55.964	2:40.783	3

Class = H-1976

Started: 0 Not Started: 0 Classified: 0 Not Classified: 0

Pos	Nbr	Name / Entrant	Car	Gap	Diff	Total time	Fastest	In
1	179	Rui Ribeiro (PT)	Ford Escort RS 2000	-- 17 laps --		41:03.860	2:15.395	4
2	233	Hugo Guimaraes (PT)	PORSCHE 911 RS 3.0	1:39.045	1:39.045	42:42.905	2:13.431	4
3	170	Paulo Sousa(PT) Paulo Sousa	Saab Sonett III	1:46.632	7.587	42:50.492	2:20.820	13
4	57	Brizido-Cardoso	Porsche 911 ST	-- 16 laps --		40:57.236	2:22.133	16
5	60	Bastos Rezende-Pais do Amaral(PT) Pedro Bastos Rezende	Porsche 911 3.0 RS	-- 6 laps --		13:49.813	2:11.774	4
6	137	Freitas-Ribeiro(PT) César Freitas	Ferrari 308 GT4	-- 4 laps --		9:53.532	2:24.596	4
7	105	Filipe Nogueira(PT) Filipe Nogueira	Ford Escort RS 2000	-- 3 laps --		7:45.989	2:28.139	2

Class = H-C

Started: 0 Not Started: 0 Classified: 0 Not Classified: 0


Pos	Nbr	Name / Entrant	Car	Gap	Diff	Total time	Fastest	In
-----	-----	----------------	-----	-----	------	------------	---------	----

Fastest time: 2:04.385 in lap 16 by nbr. 13: Nolte-Stippler ()

Publication-time

Results: <https://livetiming.raceresults.nu/autodromodoalgarve>

Timekeeping by :

Clerk of the Course	Steward	Timekeeper  Miguel C. Calado Gloria	
---------------------	---------	---	--

Algarve Classic Festival 2017

Autodromo Int. Algarve

IBERIAN HISTORIC ENDURANCE

26 - 29 October 2017

Result of Race 2

Autodromo Internacional Algarve - 4652 mtr.

1	158	Pinto-Pinto(PT)	BMW2002 Ti	-- 2 laps --	5:38.680	2:31.370	1
---	-----	-----------------	------------	--------------	----------	----------	---

Class = H-GTP 65

Started: 0 Not Started: 0 Classified: 0 Not Classified: 0

Pos	Nbr	Name / Entrant	Car	Gap	Diff	Total time	Fastest	In
1	237	Walker-Griffiths-Adams(UK) Philip Walker	Ford GT40	-- 18 laps --		40:58.361	2:09.183	18
2	110	Michiel Campagne(NL) Michiel Campagne	Chevrolet Corvette Grand Sport	28.468	28.468	41:26.829	2:09.288	14
3	13	Nolte-Stippler(DE) Georg Nolte	Ford GT40	30.070	1.602	41:28.431	2:04.385	16
4	14	João Mira Gomes(PT) João Mira Gomes	Lotus Seven	-- 17 laps --		41:40.996	2:18.315	7
5	201	Dutoya-F Dutoya(FR) Laurent Dutoya	Ginetta G4R	53.566	53.566	42:34.562	2:20.124	14

Class = GTS-10

Started: 0 Not Started: 0 Classified: 0 Not Classified: 0

Pos	Nbr	Name / Entrant	Car	Gap	Diff	Total time	Fastest	In
1	109	Perivier-Lambert(FR)	Porsche	-- 13 laps --		41:41.038	2:52.768	11

Cars N. 25; 106; 110; 117; 121; 159; 231 and 258 - 30s penalty - Stew ards decisons


Car N. 82 - 40s penalty - Stew ards decision

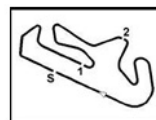
Fastest time: 2:04.385 in lap 16 by nbr. 13: Nolte-Stippler ()

Publication-time

Results: <https://livetiming.raceresults.nu/autodromodoalgarve>

Timekeeping by :

Clerk of the Course	Steward	Timekeeper  Miguel C. Calado Gloria	
---------------------	---------	---	--



Algarve Classic Festival 2017

Autodromo Int. Algarve

IBERIAN HISTORIC ENDURANCE

26 - 29 October 2017

Laptimes - Race 2

Autodromo Internacional Algarve - 4652 mtr.

Nbr	Name	Laps	lap	Lap ..1	Lap ..2	Lap ..3	Lap ..4	Lap ..5	Lap ..6	Lap ..7	Lap ..8	Lap ..9	Lap ..0
110	Michiel Campagne	18	1 - 10	2:11.048	2:09.613	2:09.376	2:09.917	2:11.162	2:10.615	2:10.207	2:10.504	2:11.738	2:11.410
			11 - 20	2:12.683	2:13.763	3:51.091	2:09.288	2:09.305	2:12.400	2:11.139	2:11.570		
237	Walker-Griffiths-Adams	18	1 - 10	2:10.359	2:11.672	2:09.377	2:09.590	2:12.272	2:10.746	2:09.676	2:11.773	2:12.940	2:18.576
			11 - 20	3:48.216	2:10.989	2:10.373	2:10.005	2:09.723	2:09.305	2:13.586	2:09.183		
13	Nolte-Stippler	18	1 - 10	2:18.791	2:15.194	2:17.169	2:14.983	2:15.212	2:14.227	2:18.075	2:19.450	2:17.838	2:18.647
			11 - 20	2:21.772	3:44.851	2:05.633	2:05.833	2:05.893	2:04.385	2:04.831	2:05.647		
125	Daniel Gibson	18	1 - 10	2:12.792	2:10.733	2:10.636	2:09.858	2:10.102	2:10.415	2:10.109	2:11.121	2:11.558	2:12.270
			11 - 20	2:16.614	3:43.800	2:10.799	2:10.644	2:09.925	2:13.195	2:14.005	2:43.193		
81	Silva-Gomes	18	1 - 10	2:26.141	2:11.893	2:12.651	2:11.793	2:12.335	2:13.551	2:14.274	2:12.507	2:12.969	2:16.860
			11 - 20	4:04.554	2:16.664	2:15.830	2:15.283	2:15.556	2:16.238	2:15.139	2:16.232		
76	Haddon-Martin	18	1 - 10	2:21.475	2:17.212	2:16.297	2:16.273	2:15.901	2:15.502	2:17.233	2:16.084	2:16.938	2:23.262
			11 - 20	3:48.218	2:12.140	2:13.156	2:12.424	2:16.327	2:38.314	2:14.508	2:12.998		
19	Tice-Conoley	18	1 - 10	2:18.060	2:16.000	2:16.996	2:16.174	2:15.228	2:15.603	2:16.865	2:17.698	2:17.596	2:18.899
			11 - 20	2:19.387	3:57.765	2:17.891	2:16.646	2:18.333	2:18.303	2:16.883	2:17.457		
16	Francisco Albuquerque	17	1 - 10	2:15.791	2:15.499	2:15.547	2:15.263	2:16.850	2:16.596	2:19.446	2:17.419	2:17.604	2:18.110
			11 - 20	2:18.303	3:51.862	2:16.958	2:16.667	2:16.881	2:16.903	2:53.020			
46	Jos Stevens	17	1 - 10	2:28.930	2:21.850	2:24.995	2:19.286	2:17.892	2:19.095	2:17.414	2:18.058	2:18.166	2:19.023
			11 - 20	3:40.166	2:18.666	2:18.924	2:19.864	2:19.186	2:19.356	2:20.861			
179	Rui Ribeiro	17	1 - 10	2:27.344	2:18.588	2:15.701	2:15.395	2:18.828	2:16.237	2:17.189	2:16.758	2:18.855	4:00.735
			11 - 20	2:18.502	2:16.192	2:22.611	2:16.950	2:26.387	2:18.292	2:19.296			
192	Thomas-Lockie	17	1 - 10	2:27.361	2:21.640	2:19.051	2:18.715	2:17.973	2:18.102	2:17.562	2:17.585	2:18.044	2:18.060
			11 - 20	2:17.141	2:17.919	2:25.023	3:55.091	2:20.903	2:22.050	2:22.046			
150	Alexandre Guimaraes	17	1 - 10	2:27.638	2:23.059	2:24.054	2:19.332	2:18.727	2:20.734	2:17.497	2:18.508	2:17.859	2:16.676
			11 - 20	2:20.947	4:03.094	2:19.114	2:22.395	2:20.026	2:18.310	2:19.666			
14	João Mira Gomes	17	1 - 10	2:33.601	2:23.852	2:22.353	2:18.804	2:19.620	2:18.733	2:18.315	2:18.949	2:18.502	2:20.396
			11 - 20	4:10.144	2:19.467	2:19.831	2:20.312	2:19.197	2:19.111	2:19.809			
89	Frits Campagne	17	1 - 10	2:28.318	2:23.990	2:24.445	2:20.971	2:22.647	2:21.195	2:21.591	2:23.046	2:21.572	2:23.337
			11 - 20	2:22.739	2:23.581	3:47.275	2:21.920	2:22.485	2:21.614	2:23.706			
258	Boel-Rubbio	17	1 - 10	2:32.643	2:25.645	2:27.408	2:26.367	2:26.415	2:22.916	2:20.178	2:20.809	2:20.014	2:22.804
			11 - 20	3:59.536	2:20.208	2:20.422	2:21.765	2:21.952	2:23.404	2:24.593			
201	Dutoya-F Dutoya	17	1 - 10	2:36.798	2:30.844	2:25.105	2:25.418	2:25.715	2:23.134	2:22.635	2:25.790	2:29.195	3:58.841
			11 - 20	2:21.883	2:21.779	2:20.325	2:20.124	2:22.371	2:21.237	2:23.368			
233	Hugo Guimaraes	17	1 - 10	2:29.613	2:19.448	2:15.195	2:13.431	2:17.236	2:15.305	2:27.391	3:14.115	2:25.587	2:17.257
			11 - 20	2:19.105	4:06.587	2:20.069	2:19.865	2:23.394	2:26.437	2:32.870			
170	Paulo Sousa	17	1 - 10	2:35.867	2:25.966	2:22.951	2:26.078	2:25.139	2:24.845	2:24.156	2:22.157	2:29.092	3:59.926

Algarve Classic Festival 2017

Autodromo Int. Algarve

IBERIAN HISTORIC ENDURANCE

Laptimes - Race 2

26 - 29 October 2017
Autodromo Internacional Algarve - 4652 mtr.

Nbr	Name	Laps	lap	Lap ..1	Lap ..2	Lap ..3	Lap ..4	Lap ..5	Lap ..6	Lap ..7	Lap ..8	Lap ..9	Lap ..0
			11 - 20	2:22.436	2:20.872	2:20.820	2:22.744	2:23.724	2:37.059	2:22.984			
106	Javier Ortega	17	1 - 10	2:32.518	2:24.888	2:27.553	2:25.427	2:26.325	2:24.448	2:23.904	2:25.386	2:26.456	2:28.187
			11 - 20	4:06.107	2:23.925	2:23.361	2:23.073	2:23.974	2:23.083	2:24.794			
123	Marcel van Laarhoven	17	1 - 10	2:33.118	2:25.596	2:27.191	2:25.802	2:27.199	2:25.282	2:23.994	2:26.338	2:29.285	3:55.697
			11 - 20	2:25.672	2:25.478	2:23.914	2:24.659	2:24.971	2:27.176	2:26.372			
121	Rayment-Wheeler	17	1 - 10	2:41.261	2:27.940	2:28.040	2:27.378	2:26.726	2:26.894	2:26.991	2:30.677	4:06.082	2:24.187
			11 - 20	2:21.544	2:24.611	2:22.919	2:23.099	2:22.302	2:22.919	2:22.648			
57	Brizido-Cardoso	16	1 - 10	2:36.329	2:33.066	2:28.222	2:26.464	2:26.649	2:26.379	2:28.031	2:27.093	2:29.245	4:14.799
			11 - 20	2:23.948	2:23.529	2:23.370	2:23.704	2:24.275	2:22.133				
131	Bonny-Renavand	16	1 - 10	2:33.771	2:25.465	2:27.155	2:26.051	2:24.103	2:22.318	2:21.493	2:20.762	2:23.091	4:19.591
			11 - 20	2:32.857	2:33.199	2:31.071	2:29.629	2:31.984	2:32.091				
25	António Torres da Silva	16	1 - 10	2:38.641	2:29.424	2:27.716	2:24.582	2:25.766	2:23.656	2:23.086	2:25.796	2:28.892	4:12.316
			11 - 20	2:32.667	2:34.907	2:30.148	2:36.052	2:30.334	2:31.240				
159	Vaz-Soares	16	1 - 10	2:36.053	2:25.723	2:25.530	2:26.790	2:26.345	2:24.894	2:24.177	2:26.100	2:25.703	2:25.551
			11 - 20	4:27.327	2:36.106	2:34.730	2:35.315	2:34.515	2:33.716				
103	Luis Sousa Ribeiro	16	1 - 10	2:41.034	2:30.180	2:27.140	2:27.052	2:27.269	2:25.535	2:26.504	2:26.318	2:25.783	2:28.500
			11 - 20	4:02.582	2:27.551	2:27.864	2:28.868	2:30.069	3:42.050				
44	Carvalhosa-dal Maso	16	1 - 10	2:42.182	2:29.966	2:29.388	2:32.860	2:29.366	2:30.300	2:31.501	2:29.710	2:36.131	5:40.220
			11 - 20	2:24.725	2:24.901	2:24.670	2:25.256	2:26.038	2:24.575				
206	Parsons-Birchenough	16	1 - 10	2:55.706	2:38.533	2:37.555	2:38.419	2:37.126	2:40.976	2:38.886	2:35.420	2:48.309	4:07.436
			11 - 20	2:27.084	2:26.061	2:26.912	2:26.504	2:26.295	2:26.254				
203	David Daniels	15	1 - 10	2:50.265	2:40.333	2:38.100	2:36.280	2:35.674	2:36.720	2:39.888	2:35.608	2:40.776	2:41.490
			11 - 20	4:16.724	2:35.588	2:35.182	2:40.082	2:39.869					
101	Bart Uiterw aal	15	1 - 10	2:52.071	2:42.587	2:39.671	2:36.477	2:40.363	2:46.480	2:42.609	2:44.564	2:45.789	2:46.740
			11 - 20	4:32.002	2:45.051	2:44.088	2:40.296	2:43.800					
116	Tourneur Vicent	14	1 - 10	3:02.795	2:46.852	2:48.153	2:48.988	2:46.594	2:44.404	2:52.920	2:43.665	2:46.141	2:51.442
			11 - 20	4:30.716	2:45.270	2:51.954	2:46.932						
82	Fernandes-Jorge Fernandes	14	1 - 10	2:37.069	2:24.108	2:22.521	2:24.791	2:19.950	2:33.257	8:24.025	2:20.465	4:41.449	2:15.577
			11 - 20	2:15.845	2:14.857	2:14.921	2:16.876						
117	Dal Maso-Carvalhosa	14	1 - 10	2:46.207	2:37.533	2:35.101	2:34.003	2:37.317	2:39.894	2:45.975	2:46.028	3:00.754	5:20.154
			11 - 20	3:02.256	3:11.099	4:18.273	2:54.889						
109	Perivier-Lambert	13	1 - 10	3:05.720	2:55.782	3:06.353	3:03.303	3:05.799	2:58.870	2:59.846	2:59.795	3:09.740	5:29.207
			11 - 20	2:52.768	2:53.276	2:57.015							
47	Bob Stevens	12	1 - 10	3:01.974	12:09.880	2:16.734	2:16.082	2:15.939	2:15.073	2:19.752	4:19.509	2:18.742	2:17.526
			11 - 20	2:23.852	3:49.913								

Algarve Classic Festival 2017
Autodromo Int. Algarve

IBERIAN HISTORIC ENDURANCE
Laptimes - Race 2

26 - 29 October 2017
Autodromo Internacional Algarve - 4652 mtr.

Nbr	Name	Laps	lap	Lap ..1	Lap ..2	Lap ..3	Lap ..4	Lap ..5	Lap ..6	Lap ..7	Lap ..8	Lap ..9	Lap ..0
231	Mezard-Bonfillon	12	1 - 10	2:55.583	2:46.827	2:48.934	3:00.746	6:06.926	2:44.263	2:48.609	2:45.942	4:22.413	2:45.520
			11 - 20	2:54.568	7:06.756								
60	Bastos Rezende-Pais do Amaral	6	1 - 10	2:16.664	2:11.955	2:12.436	2:11.774	2:13.012	2:41.806				
147	Jorge Guimaraes	6	1 - 10	2:51.278	2:45.449	2:40.783	2:41.762	2:50.045	4:06.647				
100	Pires-Raposo Magalhães	5	1 - 10	2:25.927	2:22.897	2:35.589	2:24.984	2:52.368					
137	Freitas-Ribeiro	4	1 - 10	2:34.202	2:26.585	2:25.080	2:24.596						
167	Dod-Dod	4	1 - 10	2:36.966	2:19.678	2:24.744	3:02.087						
105	Filipe Nogueira	3	1 - 10	2:37.363	2:28.139	2:35.060							
97	Wilson-Pittard	2	1 - 10	2:28.408	2:21.001								
158	Pinto-Pinto	2	1 - 10	2:31.370	3:04.008								

Algarve Classic Festival 2017

Autodromo Int. Algarve

IBERIAN HISTORIC ENDURANCE

26 - 29 October 2017

Sector analyse - Race 2

Autodromo Internacional Algarve - 4652 mtr.

Pos	Nbr	Name / Team name	Sector 1			Sector 2			Sector 3			Theoretical best	Actual best	In
			time	Lap	pos	time	Lap	pos	time	Lap	pos			
1	110	Michiel Campagne(NL)	40.301	15	3	40.588	5	2	47.776	2	3	2:08.665	2:09.288	14
2	237	Walker-Griffiths -Adams (UK)	40.361	14	4	40.921	7	3	47.640	4	2	2:08.922	2:09.183	18
3	13	Nolte-Stippler(DE)	38.464	16	1	39.244	12	1	46.069	14	1	2:03.777	2:04.385	16
4	125	Daniel Gibson (GB)	40.199	15	2	40.922	5	4	47.907	2	4	2:09.028	2:09.858	4
5	81	Silva-Gomes (PT)	40.870	3	6	41.470	2	5	48.488	2	5	2:10.828	2:11.793	4
6	76	Haddon-Martin(UK)	40.727	12	5	42.024	13	9	48.690	14	6	2:11.441	2:12.140	12
7	19	Tice-Conoley(UK)	42.364	17	10	42.554	3	12	49.024	2	11	2:13.942	2:15.228	5
8	16	Francisco Albuquerque(PT)	42.443	3	11	42.550	11	11	49.482	1	12	2:14.475	2:15.263	4
9	46	Jos Stevens (NL)	43.043	8	15	43.758	7	17	49.916	5	14	2:16.717	2:17.414	7
10	179	Rui Ribeiro (PT)	42.566	13	13	42.384	3	10	49.844	6	13	2:14.794	2:15.395	4
11	192	Thomas-Lockie(UK)	42.517	12	12	43.100	7	15	51.044	11	20	2:16.661	2:17.141	11
12	150	Alexandre Guimaraes (PT)	43.174	7	16	42.989	10	14	50.426	10	16	2:16.589	2:16.676	10
13	14	João Mira Gomes(PT)	44.030	13	20	43.619	9	16	50.152	7	15	2:17.801	2:18.315	7
14	89	Frits Campagne(NL)	44.111	16	21	44.575	13	20	50.772	13	18	2:19.458	2:20.971	4
15	258	Boel-Rubbio(NL)	44.013	10	19	43.994	11	18	51.487	9	22	2:19.494	2:20.014	9
16	201	Dutoya-F Dutoya(FR)	43.737	14	18	44.506	13	19	51.642	12	24	2:19.885	2:20.124	14
17	233	Hugo Guimaraes (PT)	42.190	4	9	41.995	3	7	48.790	4	7	2:12.975	2:13.431	4
18	170	Paulo Sousa(PT)	44.216	13	22	44.686	16	21	51.337	12	21	2:20.239	2:20.820	13
19	106	Javier Ortega(ESP)	44.644	16	26	45.167	13	25	52.230	2	29	2:22.041	2:23.073	14
20	123	Marcel van Laarhoven(NL)	45.162	13	30								2:23.914	13
21	121	Rayment-Wheeler(UK)	44.558	11	25								2:21.544	11
22	57	Brizido-Cardoso	44.382	16	23	45.035	13	24	51.618	15	23	2:21.035	2:22.133	16
23	131	Bonny-Renavand(FR)	44.444	9	24								2:20.762	8
24	25	António Torres da Silva(PT)	45.287	7	32	45.581	7	28	52.218	7	28	2:23.086	2:23.086	7
25	159	Vaz-Soares (PT)	45.304	10	33	45.571	7	27	51.914	2	25	2:22.789	2:24.177	7
26	103	Luis Sousa Ribeiro(PT)	45.807	9	35	45.785	8	30	52.841	6	33	2:24.433	2:25.535	6
27	44	Carvalhosa-dal Maso(PT)	45.013	13	28	44.975	13	23	52.760	14	31	2:22.748	2:24.575	16
28	206	Parsons-Birchenthough(UK)	46.078	15	36	46.623	15	32	52.786	12	32	2:25.487	2:26.061	12
29	203	David Daniels(FR)	47.642	13	38	49.667	13	37	56.791	12	37	2:34.100	2:35.182	13
30	101	Bart Uiterwaal(NL)	50.404	4	40	49.523	4	36	56.550	4	36	2:36.477	2:36.477	4
31	116	Tourneur Vicent (FR)	51.174	9	42	52.109	14	39	58.389	8	39	2:41.672	2:43.665	8
32	82	Fernandes -Jorge Fernandes (PT)	41.931	8	8	42.000	13	8	48.867	10	9	2:12.798	2:14.857	12
33	117	Dal Maso-Carvalhosa(PT)	48.904	3	39	49.247	4	35	55.756	4	35	2:33.907	2:34.003	4
34	109	Perivier-Lambert(FR)	55.434	2	44	54.419	11	40	1:00.550	10	40	2:50.403	2:52.768	11
35	47	Bob Stevens (NL)	42.697	5	14	42.838	5	13	48.978	4	10	2:14.513	2:15.073	6
36	231	Mezard-Bonfillon(FR)	52.079	8	43								2:44.263	6
37	60	Bastos Rezende-Pais do Amaral(PT)	41.112	5	7	41.522	2	6	48.837	4	8	2:11.471	2:11.774	4
38	147	Jorge Guimaraes(PT)	50.990	3	41	50.956	4	38	57.765	3	38	2:39.711	2:40.783	3
39	100	Pires-Raposo Magalhães (PT)	44.786	2	27	45.291	1	26	52.004	1	26	2:22.081	2:22.897	2
40	137	Freitas-Ribeiro(PT)	45.037	3	29	46.756	1	33	52.070	2	27	2:23.863	2:24.596	4
41	167	Dod-Dod(UK)	43.334	2	17	45.760	2	29	50.584	2	17	2:19.678	2:19.678	2

Algarve Classic Festival 2017

Autodromo Int. Algarve

IBERIAN HISTORIC ENDURANCE

26 - 29 October 2017

Sector analyse - Race 2

Autodromo Internacional Algarve - 4652 mtr.

Pos	Nbr	Name / Team name	Sector 1			Sector 2			Sector 3			Theoretical best	Actual best	In
			time	Lap	pos	time	Lap	pos	time	Lap	pos			
42	105	Filipe Nogueira(PT)	47.487	3	37	46.248	2	31	54.044	2	34	2:27.779	2:28.139	2
43	97	Wilson-Pittard(UK)	45.178	2	31	44.915	2	22	50.908	2	19	2:21.001	2:21.001	2
44	158	Pinto-Pinto(PT)	45.437	2	34	47.039	1	34	52.272	1	30	2:24.748	2:31.370	1

Algarve Classic Festival 2017

Autodromo Int. Algarve

IBERIAN HISTORIC ENDURANCE

Laps and Sector Times - Race 2

26 - 29 October 2017

Autodromo Internacional Algarve - 4652 mtr.

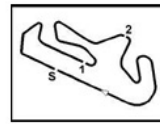
13 Nolte-Stippler(DE)										Ford GT40									
lap	Sect-1	Speed	Sect-2	Speed	Sect-3	Speed	TopSpeed	laptime	pit	lap	Sect-1	Speed	Sect-2	Speed	Sect-3	Speed	Topspeed	laptime	pit
1		132.7	43.026	95.9	50.841		150.4	2:18.791		10	43.875	125.6	44.575	98.5	50.197	217.3	214.3	2:18.647	
2	43.010	138.1	42.595	97.3	49.589	217.7	211.4	2:15.194		11	42.990	134.3	43.639	104.9		215.1	214.7	2:21.772	
3	42.701	144.0	42.548	108.4	51.920	212.6	200.4	2:17.169		12	Out	152.3	<u>39.244</u>	109.2	47.295			3:44.851	P
4	42.149	143.4	42.930	102.8	49.904	213.0	215.1	2:14.983		13	39.465	145.6	39.291	106.2	46.877	221.8	218.2	2:05.633	
5	42.424	136.7	43.437	97.6	49.351	212.2	215.1	2:15.212		14	39.508	144.2	40.256	<u>116.9</u>	<u>46.069</u>	222.2	224.5	2:05.833	
6	42.708	128.6	42.772	96.4	48.747	218.2	205.7	2:14.227		15	39.905	152.5	39.658	107.7	46.330	225.9	223.6	2:05.893	
7	42.975	122.2	44.616	92.5	50.484	220.9	191.8	2:18.075		16	<u>38.464</u>	152.1	39.539	105.9	46.382	226.4	235.3	<u>2:04.385</u>	
8	44.471	129.7	45.265	85.4	49.714	203.0	192.5	2:19.450		17	38.685	<u>153.8</u>	40.012	106.4	46.134	225.9	<u>237.4</u>	2:04.831	
9	43.838	113.1	45.131	94.3	48.869	214.7	214.7	2:17.838		18	38.755	147.9	40.078	106.3	46.814	<u>229.3</u>	224.5	2:05.647	

14 João Mira Gomes(PT)										Lotus Seven										
lap	Sect-1	Speed	Sect-2	Speed	Sect-3	Speed	TopSpeed	laptime	pit	lap	Sect-1	Speed	Sect-2	Speed	Sect-3	Speed	Topspeed	laptime	pit	
1		124.0	47.587	89.8	52.220		149.6	2:33.601		10	44.256	132.8	44.046	91.3		177.3	184.6	2:20.396		
2	46.500	131.5	45.709	87.0	51.643	180.6	182.4	2:23.852		11	Out	138.6	43.841	97.1	50.708			4:10.144	P	
3	45.941	133.8	45.355	92.2	51.057	176.8	<u>188.2</u>	2:22.353		12	44.281	130.8	43.998	99.0	51.188	177.3	184.0	2:19.467		
4	44.435	133.0	43.995	96.7	50.374	178.5	184.3	2:18.804		13	<u>44.030</u>	133.2	45.027	90.5	50.774	179.1	186.2	2:19.831		
5	44.611	139.0	44.227	101.9	50.782	<u>180.9</u>	186.2	2:19.620		14	44.464	127.7	44.258	99.4	51.590	176.5	184.9	2:20.312		
6	44.297	136.4	43.909	102.7	50.527	175.9	183.7	2:18.733		15	44.116	132.2	43.967	99.5	51.114	180.0	186.2	2:19.197		
7	44.307	136.0	43.856	100.7	<u>50.152</u>	179.1	186.9	<u>2:18.315</u>		16	44.260	133.2	43.843	<u>104.1</u>	51.008	176.8	184.0	2:19.111		
8	44.225	134.8	43.662	103.6	51.062	178.5	184.3	2:18.949		17	44.829	132.0	44.050	95.9	50.930	178.8	179.7	2:19.809		
9	44.154	<u>143.4</u>	<u>43.619</u>	93.9	50.729	178.8	185.9	2:18.502		18										

16 Francisco Albuquerque(PT)										Lotus Elan										
lap	Sect-1	Speed	Sect-2	Speed	Sect-3	Speed	TopSpeed	laptime	pit	lap	Sect-1	Speed	Sect-2	Speed	Sect-3	Speed	Topspeed	laptime	pit	
1		134.2	42.846	90.5	<u>49.482</u>		160.7	2:15.791		10	45.387	126.6	43.051	89.5	49.672	194.9	188.5	2:18.110		
2	42.600	134.3	43.095	88.0	49.804	<u>195.3</u>	<u>202.2</u>	2:15.499		11	42.804	<u>143.2</u>	<u>42.550</u>	90.8		<u>195.3</u>	195.7	2:18.303		
3	<u>42.443</u>	135.7	43.064	88.2	50.040	194.9	196.4	2:15.547		12	Out	133.8	43.505	<u>101.8</u>	51.360			3:51.862	P	
4	42.527	141.4	43.007	84.2	49.729	194.6	201.5	<u>2:15.263</u>		13	43.531	131.9	42.932	94.4	50.495	185.2	196.0	2:16.958		
5	43.122	137.1	43.485	90.5	50.243	<u>195.3</u>	198.9	2:16.850		14	43.027	129.2	43.095	86.9	50.545	192.5	194.2	2:16.667		
6	42.532	137.9	43.621	87.7	50.443	194.6	197.4	2:16.596		15	42.453	140.3	43.580	86.2	50.848	193.2	201.5	2:16.881		
7	44.086	125.6	43.919	91.7	51.441	194.6	187.8	2:19.446		16	42.617	128.4	44.265	92.8	50.021	194.6	198.2	2:16.903		
8	43.854	130.8	43.461	87.4	50.104	191.8	189.8	2:17.419		17	42.659	132.2	43.147	84.1	1:27.214	194.2	200.7	2:53.020		
9	44.718	127.2	42.790	85.0	50.096	192.9	191.5	2:17.604		18										

19 Tice-Conoley(UK)										Marcos 1800									
lap	Sect-1	Speed	Sect-2	Speed	Sect-3	Speed	TopSpeed	laptime	pit	lap	Sect-1	Speed	Sect-2	Speed	Sect-3	Speed	Topspeed	laptime	pit
1		131.4	42.887	94.2	49.462		148.8	2:18.060		10	45.787	127.2	43.591	94.9	49.521	<u>193.5</u>	204.2	2:18.899	
2	44.088	132.4	42.888	97.3	<u>49.024</u>	190.5	185.6	2:16.000		11	43.826	134.7	43.675	88.6		190.1	202.6	2:19.387	
3	43.659	132.8	<u>42.554</u>	<u>102.7</u>	50.783	191.2	198.2	2:16.996		12	Out	127.7	44.402	81.7	50.255			3:57.765	P
4	43.398	<u>136.9</u>	43.120	98.5	49.656	190.5	201.9	2:16.174		13	43.569	123.7	44.101	90.5	50.221	190.8	201.9	2:17.891	
5	42.950	130.1	43.167	96.9	49.111	190.5	200.4	<u>2:15.228</u>		14	42.417	129.7	44.409	88.6	49.820	192.5	206.5	2:16.646	
6	42.850	133.5	43.280	95.6	49.473	192.5	197.1	2:15.603		15	43.112	127.4	44.488	85.6	50.733	191.5	203.8	2:18.333	
7	43.177	131.9	43.552	89.3	50.136	190.1	206.1	2:16.865		16	43.760	121.6	44.013	88.3	50.530	187.2	202.6	2:18.303	
8	44.691	130.0	43.493	92.5	49.514	186.9	186.9	2:17.698		17	<u>42.364</u>	134.5	43.727	93.4	50.792	<u>193.5</u>	<u>208.1</u>	2:16.883	
9	44.898	123.1	43.240	95.8	49.458	189.5	198.9	2:17.596		18	42.999	132.5	44.398	89.1	50.060	191.2	207.7	2:17.457	

25 António Torres da Silva(PT)										Porsche 911 SWB									
lap	Sect-1	Speed	Sect-2	Speed	Sect-3	Speed	TopSpeed	laptime	pit	lap	Sect-1	Speed	Sect-2	Speed	Sect-3	Speed	Topspeed	laptime	pit
1		116.8	48.693	89.0	55.334		144.6	2:38.641		9	45.471	136.7	46.280	83.2		175.0	192.5	2:28.892	
2	47.995	122.3	47.405	90.7	54.024	174.8	188.5	2:29.424		10	Out	121.6	50.346	80.7	56.044			4:12.316	P
3	47.228	125.3	47.225	96.8	53.263	175.9	191.5	2:27.716		11	49.800	119.1	47.808	94.6	55.059	167.2	183.7	2:32.667	
4	45.879	134.0	46.383	95.8	52.320	175.9	191.5	2:24.582		12	51.530	121.1	48.404	88.5	54.973	167.7	185.6	2:34.907	
5	45.516	128.3	47.305	85.7	52.945	176.8	<u>193.5</u>	2:25.766		13	47.743	129.8	47.770	82.5	54.635	164.4	183.1	2:30.148	
6	45.551	133.3	45.595	97.8	52.510	173.6	190.1	2:23.656		14	49.126	118.7	51.992	73.8	54.934	165.1	182.4	2:36.052	
7	<u>45.287</u>	<u>139.5</u>	<u>45.581</u>	<u>100.8</u>	<u>52.218</u>	<u>177.6</u>	192.9	<u>2:23.086</u>		15	47.879	128.9	47.672	88.7	54.783	167.4	185.2	2:30.334	
8	45.888	124.4	46.852	92.8	53.056	176.2	191.8	2:25.796		16	48.157	120.8	47.716	89.5	55.367	165.9	173.6	2:31.240	



Algarve Classic Festival 2017

Autodromo Int. Algarve

IBERIAN HISTORIC ENDURANCE

26 - 29 October 2017

Laps and Sector Times - Race 2

Autodromo Internacional Algarve - 4652 mtr.

44								Porsche 911-S SWB											
Carvalhosa-daI Maso(PT)																			
lap	Sect-1	Speed	Sect-2	Speed	Sect-3	Speed	TopSpeed	laptime	pit	lap	Sect-1	Speed	Sect-2	Speed	Sect-3	Speed	Topspeed	laptime	pit
1		107.6	49.542	95.5	56.472		150.4	2:42.182		9	46.928	125.1	47.367	86.3		174.8	188.8	2:36.131	
2	47.829	132.2	47.354	87.0	54.783	170.9	179.7	2:29.966		10	Out	128.3	46.364	89.0	52.941			5:40.220	P
3	46.121	130.1	47.259	87.8	56.008	174.8	195.7	2:29.388		11	45.852	131.7	45.399	94.5	53.474	180.6	198.2	2:24.725	
4	47.718	123.6	50.663	91.6	54.479	172.8	191.8	2:32.860		12	45.784	127.4	45.746	89.3	53.371	178.2	185.6	2:24.901	
5	46.888	131.7	46.763	96.2	55.715	174.8	191.8	2:29.366		13	45.013	131.2	44.975	95.5	54.682	179.1	192.9	2:24.670	
6	46.445	126.9	47.468	88.5	56.387	172.0	192.2	2:30.300		14	45.026	120.4	47.470	90.9	52.760	176.2	200.0	2:25.256	
7	48.145	126.2	47.128	88.2	56.228	171.4	185.6	2:31.501		15	45.558	120.4	46.798	85.3	53.682	180.3	189.8	2:26.038	
8	47.365	123.7	48.037	86.4	54.308	171.7	188.2	2:29.710		16	45.518	132.8	46.113	93.4	52.944	180.0	195.3	2:24.575	

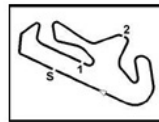
46								Lotus Elan 26R											
Jos Stevens(NL)																			
lap	Sect-1	Speed	Sect-2	Speed	Sect-3	Speed	TopSpeed	laptime	pit	lap	Sect-1	Speed	Sect-2	Speed	Sect-3	Speed	Topspeed	laptime	pit
1		103.7	46.904	91.0	51.047		141.9	2:28.930		10	43.181	122.2	43.888	100.9		192.9	197.4	2:19.023	
2	46.110	114.0	44.810	91.1	50.930	194.2	187.8	2:21.850		11	Out	117.3	45.306	91.6	52.475			3:40.166	P
3	45.330	119.5	48.225	83.3	51.440	191.5	192.9	2:24.995		12	43.865	124.0	44.396	96.8	50.405	192.5	184.9	2:18.666	
4	43.961	116.1	44.887	90.7	50.438	190.8	196.0	2:19.286		13	43.611	126.2	44.737	87.9	50.576	193.5	194.2	2:18.924	
5	43.832	124.0	44.144	87.4	49.916	192.5	188.5	2:17.892		14	44.779	118.4	44.394	91.6	50.691	189.5	187.2	2:19.864	
6	44.710	124.9	43.856	98.5	50.529	194.9	194.9	2:19.095		15	43.814	130.8	44.622	95.2	50.750	194.2	189.5	2:19.186	
7	43.434	128.1	43.758	99.6	50.222	192.5	194.9	2:17.414		16	43.255	125.6	44.326	92.8	51.775	194.2	200.7	2:19.356	
8	43.043	124.1	44.335	99.2	50.680	194.6	201.1	2:18.058		17	43.295	127.4	45.548	94.6	52.018	193.2	193.5	2:20.861	
9	43.246	118.0	44.475	100.5	50.445	195.3	201.9	2:18.166		18									

47								Lotus Elan 26R											
Bob Stevens(NL)																			
lap	Sect-1	Speed	Sect-2	Speed	Sect-3	Speed	TopSpeed	laptime	pit	lap	Sect-1	Speed	Sect-2	Speed	Sect-3	Speed	Topspeed	laptime	pit
1		61.6	1:04.855	84.8			137.9	3:01.974		7	43.136	128.6	43.310	81.9		190.1	187.5	2:19.752	
2	Out	109.4	44.062	80.3	49.965			12:09.880	P	8	Out	136.4	43.535	80.5	50.529			4:19.509	P
3	44.407	122.2	43.224	88.2	49.103	189.8	184.6	2:16.734		9	43.992	132.0	43.960	98.4	50.790	188.2	183.7	2:18.742	
4	44.132	130.8	42.972	82.5	48.978	194.2	190.8	2:16.082		10	43.194	137.1	44.023	80.5	50.309	190.1	190.8	2:17.526	
5	42.697	134.5	42.838	95.7	50.404	188.2	184.3	2:15.939		11	45.494	118.3	44.237	81.9		188.8	177.3	2:23.852	
6	42.737	126.3	43.165	86.5	49.171	189.8	187.2	2:15.073		12	Out	137.9	43.672	84.0	50.218			3:49.913	P

57								Porsche 911 ST											
Brizido-Cardoso																			
lap	Sect-1	Speed	Sect-2	Speed	Sect-3	Speed	TopSpeed	laptime	pit	lap	Sect-1	Speed	Sect-2	Speed	Sect-3	Speed	Topspeed	laptime	pit
1		117.4	46.835	95.0	54.212		144.8	2:36.329		9	46.117	130.9	47.349	96.7		167.4	184.3	2:29.245	
2	48.055	120.1	48.994	93.8	56.017	170.3	181.5	2:33.066		10	Out	124.7	45.648	97.1	52.740			4:14.799	P
3	47.258	131.5	47.391	91.4	53.573	169.0	189.1	2:28.222		11	45.216	142.7	45.315	94.3	53.417	173.1	181.5	2:23.948	
4	46.187	135.0	46.796	88.8	53.481	173.1	188.8	2:26.464		12	45.251	121.5	45.857	99.9	52.421	177.0	188.5	2:23.529	
5	46.418	136.0	46.341	91.1	53.890	172.2	188.8	2:26.649		13	45.912	136.5	45.035	104.9	52.423	174.5	186.2	2:23.370	
6	46.264	137.2	46.367	82.3	53.748	172.2	185.9	2:26.379		14	45.330	139.4	45.349	98.2	53.025	174.8	188.5	2:23.704	
7	46.536	131.5	46.626	88.1	54.869	170.9	186.9	2:28.031		15	45.845	94.5	46.812	96.2	51.618	173.4	189.5	2:24.275	
8	46.615	131.2	46.316	83.9	54.162	168.8	186.2	2:27.093		16	44.382	137.9	45.128	102.2	52.623	177.0	186.9	2:22.133	

60								Porsche 911 3.0 RS											
Bastos Rezende-Pais do Amaral(PT)																			
lap	Sect-1	Speed	Sect-2	Speed	Sect-3	Speed	TopSpeed	laptime	pit	lap	Sect-1	Speed	Sect-2	Speed	Sect-3	Speed	Topspeed	laptime	pit
1		151.3	42.255	103.6	49.164		154.7	2:16.664		4	41.190	156.7	41.747	96.7	48.837	192.9	216.4	2:11.774	
2	41.538	145.4	41.522	102.9	48.895	194.6	217.3	2:11.955		5	41.112	137.1	42.524	106.5	49.376	192.9	216.0	2:13.012	
3	41.833	152.3	41.730	95.4	48.873	192.9	213.0	2:12.436		6	41.736	133.5	42.246	89.6	49.376	192.9	216.9	2:41.806	

76								AC Cobra											
Haddon-Pittard(GB)																			
lap	Sect-1	Speed	Sect-2	Speed	Sect-3	Speed	TopSpeed	laptime	pit	lap	Sect-1	Speed	Sect-2	Speed	Sect-3	Speed	Topspeed	laptime	pit
1		140.4	44.134	104.8	50.616		154.5	2:21.475		10	42.971	122.7	45.312	92.4		204.9	201.9	2:23.262	
2	42.492	131.5	43.651	91.8	51.069	204.9	196.4	2:17.212		11	Out	136.4	42.599	88.7	48.861			3:48.218	P
3	42.888	126.2	43.536	99.3	49.873	202.6	193.5	2:16.297		12	40.727	149.8	42.281	105.9	49.132	208.5	223.1	2:12.140	
4	42.696	133.2	43.630	93.3	49.947	206.1	204.2	2:16.273		13	41.907	140.6	42.024	91.5	49.225	208.9	209.7	2:13.156	
5	42.540	134.5	43.096	93.3	50.265	204.5	193.9	2:15.901		14	41.231	141.2	42.503	93.1	48.690	205.7	221.3	2:12.424	
6	41.880	132.4	43.405	91.8	50.217	201.9	213.0	2:15.502		15	41.728	131.2	43.467	94.5	51.132	210.5	224.1	2:16.327	
7	42.551	122.0	44.101	92.9	50.581	203.4	204.9	2:17.233		16	41.275	146.9	1:07.592	90.7	49.447	208.5	220.0	2:38.314	
8	42.405	131.1	43.248	93.8	50.431	203.8	216.9	2:16.084		17	41.456	139.2	42.635	93.5	50.417	205.7	217.7	2:14.508	



Algarve Classic Festival 2017

Autodromo Int. Algarve

IBERIAN HISTORIC ENDURANCE
 Laps and Sector Times - Race 2

 26 - 29 October 2017
 Autodromo Internacional Algarve - 4652 mtr.

103 Luis Sousa Ribeiro(PT)										Ford Cortina Lotus									
lap	Sect-1	Speed	Sect-2	Speed	Sect-3	Speed	TopSpeed	laptime	pit	lap	Sect-1	Speed	Sect-2	Speed	Sect-3	Speed	Topspeed	laptime	pit
1	56.036	115.1	49.530	86.4	55.468	95.0	137.4	2: 41.034		9	<u>45.807</u>	128.9	46.027	<u>106.3</u>	53.949	176.5	190.1	2: 25.783	
2	48.236	120.9	47.109	91.0	54.835	175.6	175.0	2: 30.180		10	45.837	136.5	46.253	99.1	<u>176.8</u>	190.8	2: 28.500		
3	46.727	130.0	46.422	94.7	53.991	175.6	<u>194.2</u>	2: 27.140		11	Out	136.5	47.726	94.5	54.555			4: 02.582	P
4	46.125	122.9	46.645	95.2	54.282	176.2	192.5	2: 27.052		12	46.821	122.9	46.742	92.2	53.988	175.9	192.9	2: 27.551	
5	46.973	130.6	46.179	96.3	54.117	172.8	188.5	2: 27.269		13	47.144	124.3	47.208	92.4	53.512	175.0	186.5	2: 27.864	
6	46.146	<u>136.7</u>	46.548	99.4	<u>52.841</u>	175.0	193.5	<u>2: 25.535</u>		14	48.128	126.9	46.861	95.9	53.879	174.2	190.1	2: 28.868	
7	46.176	132.7	46.187	94.2	54.141	175.9	193.2	2: 26.504		15	47.618	127.4	47.930	95.1	54.521	171.2	189.1	2: 30.069	
8	46.753	131.1	<u>45.785</u>	100.1	53.780	171.2	189.8	2: 26.318		16	1: 55.447	113.1	49.199	92.9	57.404	174.2	183.4	3: 42.050	

105 Filipe Nogueira(PT)										Ford Escort RS 2000									
lap	Sect-1	Speed	Sect-2	Speed	Sect-3	Speed	TopSpeed	laptime	pit	lap	Sect-1	Speed	Sect-2	Speed	Sect-3	Speed	Topspeed	laptime	pit
1	53.646	116.6	49.279	92.2	54.438	100.2	151.0	2: 37.363		3	<u>47.487</u>	<u>140.6</u>	48.309	92.8	<u>171.2</u>	<u>183.7</u>	2: 35.060		
2	47.847	135.5	<u>46.248</u>	<u>96.5</u>	<u>54.044</u>	161.4	167.4	<u>2: 28.139</u>		4									

106 Javier Ortega (ESP)										Jaguar E-Type 3.8									
lap	Sect-1	Speed	Sect-2	Speed	Sect-3	Speed	TopSpeed	laptime	pit	lap	Sect-1	Speed	Sect-2	Speed	Sect-3	Speed	Topspeed	laptime	pit
1		125.9	46.504	104.9	53.122		147.9	2: 32.518		10	45.971	141.9	45.420	90.9		179.1	184.0	2: 28.187	
2	46.325	134.7	46.333	86.9	<u>52.230</u>	<u>184.9</u>	173.4	2: 24.888		11	Out	137.1	45.670	101.0	53.168			4: 06.107	P
3	46.459	140.8	46.945	92.0	54.149	184.6	184.3	2: 27.553		12	45.456	147.3	45.551	95.4	52.918	184.0	190.8	2: 23.925	
4	46.252	136.4	46.071	98.5	53.104	182.7	169.8	2: 25.427		13	45.748	144.2	<u>45.167</u>	100.0	52.446	182.7	192.5	2: 23.361	
5	47.144	133.0	45.764	100.4	53.417	180.9	181.8	2: 26.325		14	44.805	140.1	45.345	104.8	52.923	183.1	195.3	<u>2: 23.073</u>	
6	44.926	132.0	46.601	93.6	52.921	182.4	187.8	2: 24.448		15	44.936	141.0	45.908	102.7	53.130	180.3	192.2	2: 23.974	
7	45.368	143.4	45.394	102.4	53.142	180.3	192.9	2: 23.904		16	<u>44.644</u>	131.4	45.589	92.7	52.850	177.0	<u>198.2</u>	2: 23.083	
8	45.481	149.8	45.732	94.7	54.173	180.9	194.2	2: 25.386		17	45.596	<u>150.0</u>	45.631	<u>105.2</u>	53.567	179.4	189.8	2: 24.794	
9	47.673	140.6	45.443	99.4	53.340	180.0	181.5	2: 26.456		18									

109 Perivier-Lambert (FR)										Porsche									
lap	Sect-1	Speed	Sect-2	Speed	Sect-3	Speed	TopSpeed	laptime	pit	lap	Sect-1	Speed	Sect-2	Speed	Sect-3	Speed	Topspeed	laptime	pit
1	1: 04.935	92.8	56.084	75.1	1: 04.701	72.0	111.5	3: 05.720		8	55.647	103.1	57.467	72.3	1: 06.681	144.6	145.0	2: 59.795	
2	<u>55.434</u>	96.5	55.979	78.1	1: 04.369	148.4	146.5	2: 55.782		9	58.193	99.8	58.768	69.7		138.1	135.2	3: 09.740	
3	59.144	99.0	59.008	72.5	1: 08.201	147.3	<u>152.1</u>	3: 06.353		10	Out	109.1	54.717	74.9	<u>1: 00.550</u>			5: 29.207	P
4	57.534	101.7	1: 00.716	73.3	1: 05.053	141.4	143.8	3: 03.303		11	56.379	<u>117.0</u>	<u>54.419</u>	77.0	1: 01.970	146.7	132.0	<u>2: 52.768</u>	
5	59.560	100.3	58.770	<u>80.0</u>	1: 07.469	138.6	135.3	3: 05.799		12	55.799	92.1	55.530	77.8	1: 01.947	142.7	138.5	2: 53.276	
6	55.661	110.9	56.539	79.8	1: 06.670	141.9	140.3	2: 58.870		13	57.868	106.7	55.397	71.6	1: 03.750	138.6	129.0	2: 57.015	
7	56.627	100.7	57.362	74.1	1: 05.857	<u>149.4</u>	142.5	2: 59.846		14									

110 Michiel Campagne (NL)										Chevrolet Corvette Grand Sport									
lap	Sect-1	Speed	Sect-2	Speed	Sect-3	Speed	TopSpeed	laptime	pit	lap	Sect-1	Speed	Sect-2	Speed	Sect-3	Speed	Topspeed	laptime	pit
1		134.3	40.720	110.2	47.999		158.4	2: 11.048		10	41.931	136.2	41.132	106.9	48.347	213.9	219.5	2: 11.410	
2	41.004	132.5	40.833	110.3	<u>47.776</u>	213.9	212.6	2: 09.613		11	41.160	129.5	42.794	105.3	48.729	219.5	208.9	2: 12.683	
3	40.784	131.9	40.800	110.3	47.792	218.6	221.3	2: 09.376		12	41.448	128.0	42.045	105.3		213.9	213.0	2: 13.763	
4	40.653	145.0	41.404	108.8	47.860	217.3	215.6	2: 09.917		13	Out	134.5	41.590	104.9	48.008			3: 51.091	P
5	41.923	142.1	<u>40.588</u>	112.4	48.651	218.6	212.6	2: 11.162		14	40.535	138.3	40.862	108.9	47.891	<u>221.8</u>	<u>223.6</u>	<u>2: 09.288</u>	
6	41.150	141.5	41.266	106.3	48.199	215.1	210.5	2: 10.615		15	<u>40.301</u>	141.7	41.109	<u>113.8</u>	47.895	219.1	218.6	2: 09.305	
7	40.853	137.8	40.925	105.4	48.429	216.9	220.9	2: 10.207		16	41.095	137.6	42.422	109.5	48.883	218.6	213.4	2: 12.400	
8	40.864	140.1	41.306	106.8	48.334	217.7	214.3	2: 10.504		17	40.767	<u>145.7</u>	41.593	106.6	48.779	216.9	214.7	2: 11.139	
9	40.735	137.4	41.606	107.8	49.397	216.0	221.8	2: 11.738		18	41.552	131.5	41.622	100.7	48.396	219.1	212.2	2: 11.570	

116 Tourneur Vicent (FR)										Porsche 356									
lap	Sect-1	Speed	Sect-2	Speed	Sect-3	Speed	TopSpeed	laptime	pit	lap	Sect-1	Speed	Sect-2	Speed	Sect-3	Speed	Topspeed	laptime	pit
1	1: 05.503	100.9	54.526	<u>80.3</u>	1: 02.766	72.9	116.9	3: 02.795		8	52.023	116.9	53.253	79.3	<u>58.389</u>	146.9	159.3	<u>2: 43.665</u>	
2	53.126	120.1	53.158	74.7	1: 00.568	143.8	149.0	2: 46.852		9	<u>51.174</u>	113.3	54.404	78.1	1: 00.563	153.8	<u>169.8</u>	2: 46.141	
3	54.190	96.8	54.273	74.9	59.690	146.9	152.8	2: 48.153		10	52.251	110.8	53.739	74.5		142.5	159.1	2: 51.442	
4	54.505	108.1	53.639	73.4	1: 00.844	147.9	150.2	2: 48.988		11	Out	109.9	57.087	73.0	1: 00.401			4: 30.716	P
5	53.493	110.2	52.528	79.8	1: 00.573	149.0	160.5	2: 46.594		12	52.140	115.1	52.268	78.7	1: 00.862	147.5	162.4	2: 45.270	
6	53.183	105.9	52.809	78.7	58.412	147.1	161.4	2: 44.404		13	56.021	106.4	54.904	77.6	1: 01.029	147.5	163.6	2: 51.954	
7	54.587	108.3	56.943	72.4	1: 01.390	152.1	150.0	2: 52.920		14	53.715	<u>120.8</u>	<u>52.109</u>	79.2	1: 01.108	149.2	150.8	2: 46.932	

Algarve Classic Festival 2017

Autodromo Int. Algarve

IBERIAN HISTORIC ENDURANCE

26 - 29 October 2017

Laps and Sector Times - Race 2

Autodromo Internacional Algarve - 4652 mtr.

117 DaI Maso-Carvalho (PT)										Jaguar MK2									
lap	Sect-1	Speed	Sect-2	Speed	Sect-3	Speed	TopSpeed	laptime	pit	lap	Sect-1	Speed	Sect-2	Speed	Sect-3	Speed	Topspeed	laptime	pit
1	57.505	107.6	51.955	86.3	56.747	85.9	140.8	2:46.207		8	52.123	106.9	55.279	89.5	58.626	157.0	158.6	2:46.028	
2	49.773	122.4	51.170	<u>90.0</u>	56.590	165.4	163.6	2:37.533		9	54.781	112.3	57.133	75.0		138.1	149.0	3:00.754	
3	<u>48.904</u>	121.8	50.307	87.7	55.890	164.4	168.0	2:35.101		10	Out	100.6	59.823	69.3	1:04.276			5:20.154	P
4	49.000	124.7	<u>49.247</u>	87.0	<u>55.756</u>	<u>167.4</u>	<u>171.4</u>	<u>2:34.003</u>		11	57.679	102.2	1:02.021	65.1	1:02.556	146.5	152.3	3:02.256	
5	50.032	<u>131.9</u>	50.180	87.2	57.105	162.2	165.4	2:37.317		12	55.735	86.3	1:01.718	67.6		149.6	151.9	3:11.099	
6	50.113	117.8	51.092	87.6	58.689	163.4	168.0	2:39.894		13	Out	92.2	57.464	70.6	1:04.115			4:18.273	P
7	54.586	107.1	53.039	<u>90.0</u>	58.350	157.0	142.1	2:45.975		14	54.438	98.3	58.751	77.6	1:01.700	149.8	162.7	2:54.889	

121 Rayment-Wheeler (UK)										MG B									
lap	Sect-1	Speed	Sect-2	Speed	Sect-3	Speed	TopSpeed	laptime	pit	lap	Sect-1	Speed	Sect-2	Speed	Sect-3	Speed	Topspeed	laptime	pit
1	56.192	113.8				112.4		2:41.261		10	45.160	128.1				177.9		2:24.187	
2	46.980	123.3				169.8		2:27.940		11	<u>44.558</u>	126.0				181.5		<u>2:21.544</u>	
3	46.061	120.8				177.6		2:28.040		12	46.423	133.0				181.5		2:24.611	
4	45.470	128.9				178.5		2:27.378		13	44.829	135.7				180.0		2:22.919	
5	45.116	135.7				178.5		2:26.726		14	45.133	<u>136.4</u>				<u>182.1</u>		2:23.099	
6	45.196	128.6				173.4		2:26.894		15	44.687	124.4				178.2		2:22.302	
7	44.966	127.5				178.2		2:26.991		16	45.045	133.3				179.7		2:22.919	
8	45.141	128.7				180.0		2:30.677		17	45.214	131.5				179.7		2:22.648	
9	Out	113.6	In		In			4:06.082	P	18									

123 Marcel van Laarhoven (NL)										Ford Mustang Shelby 350 GT									
lap	Sect-1	Speed	Sect-2	Speed	Sect-3	Speed	TopSpeed	laptime	pit	lap	Sect-1	Speed	Sect-2	Speed	Sect-3	Speed	Topspeed	laptime	pit
1		113.4						2:33.118		10	Out	124.0	In		In			3:55.697	P
2	46.773	112.6						2:25.596		11	45.374	113.9				193.9		2:25.672	
3	46.745	101.0				<u>202.6</u>		2:27.191		12	46.416	126.8				192.5		2:25.478	
4	46.296	118.7				200.7		2:25.802		13	<u>45.162</u>	129.7				197.4		<u>2:23.914</u>	
5	48.292	107.6				197.8		2:27.199		14	45.846	123.1				194.2		2:24.659	
6	46.600	120.8				195.7		2:25.282		15	45.577	<u>131.2</u>				197.8		2:24.971	
7	45.985	<u>131.2</u>				197.4		2:23.994		16	45.608	119.9				190.8		2:27.176	
8	45.693	115.4				188.5		2:26.338		17	45.645	127.8				200.4		2:26.372	
9	45.646	121.8				193.5		2:29.285		18									

125 Daniel Gibson (GB)										Cobra Daytona									
lap	Sect-1	Speed	Sect-2	Speed	Sect-3	Speed	TopSpeed	laptime	pit	lap	Sect-1	Speed	Sect-2	Speed	Sect-3	Speed	Topspeed	laptime	pit
1		126.3	42.249	94.2	48.276		156.3	2:12.792		10	41.635	140.8	42.121	93.8	48.514	207.7	221.8	2:12.270	
2	41.256	136.4	41.570	90.1	<u>47.907</u>	205.3	218.6	2:10.733		11	41.309	141.0	42.937	92.5		206.1	210.1	2:16.614	
3	41.049	131.9	41.539	91.2	48.048	<u>210.9</u>	225.9	2:10.636		12	Out	138.3	42.046	92.9	48.248			3:43.800	P
4	40.905	<u>151.3</u>	40.970	96.2	47.983	206.5	226.9	<u>2:09.858</u>		13	40.988	137.1	41.832	93.8	47.979	208.9	224.1	2:10.799	
5	41.131	140.4	<u>40.922</u>	99.1	48.049	206.1	221.8	2:10.102		14	40.801	143.4	41.867	93.5	47.976	208.1	226.4	2:10.644	
6	41.099	131.7	41.222	89.3	48.094	207.7	224.5	2:10.415		15	<u>40.199</u>	150.4	41.529	<u>106.4</u>	48.197	206.9	226.4	2:09.925	
7	40.461	134.5	41.736	89.3	47.912	210.1	215.6	2:10.109		16	41.414	141.5	43.082	89.6	48.699	209.7	<u>230.3</u>	2:13.195	
8	40.999	142.7	41.588	90.9	48.534	207.7	220.4	2:11.121		17	40.695	140.6	43.393	92.2		210.1	214.3	2:14.005	
9	40.942	135.7	42.263	100.0	48.353	206.9	221.3	2:11.558		18	Out	148.1	41.888	89.9	48.528			2:43.193	P

131 Bonny-Renavand (FR)										BMW 2002 Ti									
lap	Sect-1	Speed	Sect-2	Speed	Sect-3	Speed	TopSpeed	laptime	pit	lap	Sect-1	Speed	Sect-2	Speed	Sect-3	Speed	Topspeed	laptime	pit
1		121.5						2:33.771		9	<u>44.444</u>	128.7				178.8		2:23.091	
2	46.640	121.9				<u>186.2</u>		2:25.465		10	Out	101.9	In		In			4:19.591	P
3	47.254	117.6				183.1		2:27.155		11	49.092	107.8				172.8		2:32.857	
4	47.050	117.8				181.5		2:26.051		12	48.856	112.7				172.5		2:33.199	
5	46.975	121.6				181.8		2:24.103		13	47.887	115.5				167.2		2:31.071	
6	44.854	126.2				183.7		2:22.318		14	47.694	115.1				172.5		2:29.629	
7	45.277	122.2				178.2		2:21.493		15	47.807	94.6				173.9		2:31.984	
8	44.666	<u>136.2</u>				179.1		<u>2:20.762</u>		16	48.263	117.3				174.2		2:32.091	

Algarve Classic Festival 2017

Autodromo Int. Algarve

IBERIAN HISTORIC ENDURANCE

26 - 29 October 2017

Laps and Sector Times - Race 2

Autodromo Internacional Algarve - 4652 mtr.

137 Freitas-Ribeiro(PT)									Ferrari 308 GT4								
lap	Sect-1	Speed	Sect-2	Speed	Sect-3	Speed	TopSpeed	laptime pit	lap	Sect-1	Speed	Sect-2	Speed	Sect-3	Speed	Topspeed	laptime pit
1	53.948	114.8	<u>46.756</u>	90.5	53.498	94.6	139.2	2:34.202	3	<u>45.037</u>	114.9	46.892	82.4	53.151	<u>187.2</u>	180.3	2:25.080
2	46.500	114.6	48.015	<u>93.6</u>	<u>52.070</u>	186.9	<u>181.8</u>	2:26.585	4	45.488	<u>122.7</u>	47.027	92.4	52.081	181.2	175.9	<u>2:24.596</u>

147 Jorge Guimaraes(PT)									Volvo 121								
lap	Sect-1	Speed	Sect-2	Speed	Sect-3	Speed	TopSpeed	laptime pit	lap	Sect-1	Speed	Sect-2	Speed	Sect-3	Speed	Topspeed	laptime pit
1		109.5	51.944	97.4	57.789		123.7	2:51.278	4	51.169	116.6	<u>50.956</u>	<u>102.9</u>	59.637	140.6	151.5	2:41.762
2	54.416	108.3	52.880	93.0	58.153	138.8	150.6	2:45.449	5	54.274	117.5	52.135	81.8		139.0	149.4	2:50.045
3	<u>50.990</u>	111.1	52.028	96.0	<u>57.765</u>	<u>145.7</u>	<u>153.0</u>	<u>2:40.783</u>	6	Out	<u>121.1</u>	51.587	95.7	58.115			4:06.647 P

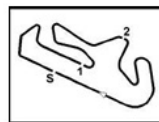
150 Alexandre Guimaraes(PT)									LOTUS ELAN								
lap	Sect-1	Speed	Sect-2	Speed	Sect-3	Speed	TopSpeed	laptime pit	lap	Sect-1	Speed	Sect-2	Speed	Sect-3	Speed	Topspeed	laptime pit
1		131.5	44.390	90.6	53.356		155.2	2:27.638	10	43.261	142.5	<u>42.989</u>	99.8	<u>50.426</u>	185.6	<u>205.3</u>	<u>2:16.676</u>
2	45.734	121.3	44.711	98.8	52.614	181.5	196.0	2:23.059	11	43.329	130.9	44.692	97.3		<u>189.8</u>	203.4	2:20.947
3	44.730	126.6	47.266	89.3	52.058	187.5	202.6	2:24.054	12	Out	125.9	44.931	87.2	50.694			4:03.094 P
4	43.909	130.3	44.017	89.5	51.406	187.8	<u>205.3</u>	2:19.332	13	44.464	141.7	43.919	90.8	50.731	183.1	196.4	2:19.114
5	43.314	131.9	44.067	98.8	51.346	187.2	<u>205.3</u>	2:18.727	14	43.990	128.4	45.567	93.7	52.838	183.1	202.2	2:22.395
6	44.374	133.0	43.721	97.3	52.639	184.0	203.0	2:20.734	15	43.699	135.8	44.522	85.1	51.805	180.3	193.9	2:20.026
7	<u>43.174</u>	140.8	43.149	97.2	51.174	184.3	200.7	2:17.497	16	43.361	140.3	43.539	94.4	51.410	180.0	199.3	2:18.310
8	43.187	<u>144.0</u>	44.170	98.7	51.151	182.7	204.2	2:18.508	17	44.128	131.9	44.552	91.6	50.986	183.1	201.5	2:19.666
9	43.243	136.4	43.441	<u>103.3</u>	51.175	189.1	204.5	2:17.859	18								

158 Pinto-Pinto(PT)									BMW 2002 Ti								
lap	Sect-1	Speed	Sect-2	Speed	Sect-3	Speed	TopSpeed	laptime pit	lap	Sect-1	Speed	Sect-2	Speed	Sect-3	Speed	Topspeed	laptime pit
1		<u>126.9</u>	<u>47.039</u>	<u>88.5</u>	<u>52.272</u>		156.1	2:31.370	2	<u>45.437</u>	114.5	59.681	70.5		<u>182.1</u>	198.5	3:04.008

159 Vaz-Soares(PT)									Datsun 510/1600 SSS								
lap	Sect-1	Speed	Sect-2	Speed	Sect-3	Speed	TopSpeed	laptime pit	lap	Sect-1	Speed	Sect-2	Speed	Sect-3	Speed	Topspeed	laptime pit
1		117.5	47.551	99.7	53.089		137.6	2:36.053	9	46.159	122.2	46.308	102.2	53.236	168.8	180.9	2:25.703
2	46.497	131.2	47.312	99.1	<u>51.914</u>	170.1	180.0	2:25.723	10	<u>45.304</u>	<u>132.7</u>	46.118	103.3		169.3	180.0	2:25.551
3	45.625	118.7	46.934	93.8	52.971	<u>171.7</u>	<u>182.7</u>	2:25.530	11	Out	113.3	49.735	90.4	55.003			4:27.327 P
4	46.762	122.2	47.957	99.4	52.071	170.9	180.9	2:26.790	12	50.575	103.9	49.501	88.1	56.030	159.5	169.3	2:36.106
5	47.708	132.0	46.113	104.0	52.524	168.2	179.4	2:26.345	13	48.776	113.1	49.318	83.5	56.636	160.7	165.9	2:34.730
6	46.407	132.5	45.803	<u>105.3</u>	52.684	169.8	<u>182.7</u>	2:24.894	14	49.356	107.1	49.284	88.9	56.675	160.5	166.2	2:35.315
7	46.211	132.4	<u>45.571</u>	101.2	52.395	170.1	176.8	<u>2:24.177</u>	15	49.089	120.3	49.444	84.3	55.982	159.5	161.7	2:34.515
8	46.472	126.9	46.312	102.4	53.316	169.5	182.1	2:26.100	16	49.624	117.3	48.836	89.7	55.256	160.5	160.0	2:33.716

167 Dod-Dod(UK)									TVR Griffith 400								
lap	Sect-1	Speed	Sect-2	Speed	Sect-3	Speed	TopSpeed	laptime pit	lap	Sect-1	Speed	Sect-2	Speed	Sect-3	Speed	Topspeed	laptime pit
1	55.983	102.0	48.340	98.1	52.643	69.7	131.1	2:36.966	3	45.101	117.5	46.517	89.0	53.126	<u>223.6</u>	189.1	2:24.744
2	<u>43.334</u>	<u>120.3</u>	<u>45.760</u>	<u>105.8</u>	<u>50.584</u>	220.4	<u>197.4</u>	<u>2:19.678</u>	4	59.536	91.5	56.132	70.1		192.5	135.3	3:02.087

170 Paulo Sousa(PT)									Saab Sonett III								
lap	Sect-1	Speed	Sect-2	Speed	Sect-3	Speed	TopSpeed	laptime pit	lap	Sect-1	Speed	Sect-2	Speed	Sect-3	Speed	Topspeed	laptime pit
1	54.922	122.9	47.779	94.8	53.166	117.6	151.3	2:35.867	10	Out	128.3	46.422	103.1	53.162			3:59.926 P
2	46.359	131.1	47.805	89.2	51.802	177.6	176.5	2:25.966	11	44.906	144.8	45.572	106.0	51.958	180.0	193.2	2:22.436
3	44.941	133.5	45.906	83.7	52.104	180.3	184.6	2:22.951	12	44.323	130.4	45.212	108.5	<u>51.337</u>	179.4	190.5	2:20.872
4	46.285	113.1	48.330	110.0	51.463	180.0	187.2	2:26.078	13	<u>44.216</u>	<u>150.6</u>	44.874	103.3	51.730	178.5	191.8	<u>2:20.820</u>
5	46.881	135.7	45.711	111.1	52.547	181.2	181.5	2:25.139	14	45.215	147.3	45.284	111.1	52.245	177.3	192.5	2:22.744
6	46.298	142.9	45.626	<u>114.9</u>	52.921	177.6	190.5	2:24.845	15	44.966	137.1	45.871	95.7	52.887	177.6	191.8	2:23.724
7	45.946	140.8	45.741	111.5	52.469	180.0	188.2	2:24.156	16	44.504	142.7	<u>44.686</u>	88.0	1:07.869	<u>182.1</u>	<u>195.3</u>	2:37.059
8	45.368	144.2	44.702	112.5	52.087	178.8	192.5	2:22.157	17	45.299	126.2	46.109	99.1	51.576	177.6	190.1	2:22.984
9	48.132	140.6	45.181	92.7		179.1	192.9	2:29.092	18								



Algarve Classic Festival 2017

Autodromo Int. Algarve

IBERIAN HISTORIC ENDURANCE

26 - 29 October 2017

Laps and Sector Times - Race 2

Autodromo Internacional Algarve - 4652 mtr.

179 Rui Ribeiro (PT)									Ford Escort RS 2000										
Lap	Sect-1	Speed	Sect-2	Speed	Sect-3	Speed	TopSpeed	laptime	pit	Lap	Sect-1	Speed	Sect-2	Speed	Sect-3	Speed	Topspeed	laptime	pit
1		132.7	44.941	92.5	52.128		166.7	2:27.344		10	Out	148.6	43.303	98.4	50.645			4:00.735	P
2	44.626	135.3	43.547	99.4	50.415	192.2	195.7	2:18.588		11	43.150	135.2	43.804	90.9	51.548	190.1	195.7	2:18.502	
3	43.106	133.5	42.384	97.5	50.211	195.7	204.5	2:15.701		12	42.707	138.1	43.139	96.7	50.346	189.8	200.4	2:16.192	
4	43.025	138.5	42.470	94.0	49.900	193.9	208.5	2:15.395		13	42.566	147.5	49.268	94.9	50.777	190.5	198.5	2:22.611	
5	44.558	125.4	43.266	94.7	51.004	193.2	204.2	2:18.828		14	43.310	135.5	43.268	89.9	50.372	192.5	202.2	2:16.950	
6	43.584	135.2	42.809	94.9	49.844	192.2	192.5	2:16.237		15	43.595	140.1	51.714	96.2	51.078	189.8	203.8	2:26.387	
7	43.367	139.9	42.498	97.3	51.324	192.9	196.4	2:17.189		16	44.077	129.5	43.067	100.2	51.148	192.2	197.1	2:18.292	
8	43.217	131.9	43.274	95.2	50.267	188.2	199.3	2:16.758		17	44.635	136.5	43.652	99.4	51.009	191.5	186.9	2:19.296	
9	43.765	140.8	42.744	103.0		196.4	205.3	2:18.855		18									

192 Thomas-Lockie(UK)									Ford Falcon										
Lap	Sect-1	Speed	Sect-2	Speed	Sect-3	Speed	TopSpeed	laptime	pit	Lap	Sect-1	Speed	Sect-2	Speed	Sect-3	Speed	Topspeed	laptime	pit
1		121.9	44.831	99.0	52.542		160.7	2:27.361		10	42.838	133.3	43.466	96.9	51.756	206.9	211.4	2:18.060	
2	44.659	131.2	44.503	85.4	52.478	204.9	208.1	2:21.640		11	42.623	129.2	43.474	97.6	51.044	205.7	208.1	2:17.141	
3	43.306	131.1	44.003	94.6	51.742	201.5	210.5	2:19.051		12	42.517	133.5	43.584	100.1	51.818	207.3	205.3	2:17.919	
4	43.321	130.0	43.308	99.5	52.086	202.6	220.4	2:18.715		13	43.801	129.2	45.466	99.1		207.7	201.1	2:25.023	
5	42.964	125.0	43.646	94.5	51.363	204.9	217.3	2:17.973		14	Out	123.3	44.593	94.2	52.361			3:55.091	P
6	42.807	133.0	43.829		51.466	203.8	213.0	2:18.102		15	43.684	122.4	45.336	97.5	51.883	199.3	202.6	2:20.903	
7	42.700	132.7	43.100	95.2	51.762	207.3	211.8	2:17.562		16	43.806	127.4	45.940	93.4	52.304	201.9	199.6	2:22.050	
8	43.043	132.7	43.235	95.4	51.307	206.9	205.3	2:17.585		17	43.616	130.6	44.959	98.7	53.471	204.2	208.1	2:22.046	
9	43.036	136.5	43.891	95.5	51.117	208.1	206.9	2:18.044		18									

201 Dutoya-F Dutoya(FR)									Ginetta G4R										
Lap	Sect-1	Speed	Sect-2	Speed	Sect-3	Speed	TopSpeed	laptime	pit	Lap	Sect-1	Speed	Sect-2	Speed	Sect-3	Speed	Topspeed	laptime	pit
1		114.4	48.224	93.4	54.680		139.4	2:36.798		10	Out	130.8	46.224	80.6	51.848			3:58.841	P
2	46.104	128.9	48.994	86.2	55.746	189.1	188.8	2:30.844		11	44.691	126.2	45.075	91.3	52.117	193.5	210.9	2:21.883	
3	44.698	132.8	47.020	81.9	53.387	182.1	192.2	2:25.105		12	44.436	136.4	45.701	87.9	51.642	196.0	188.2	2:21.779	
4	45.899	140.1	46.790	92.0	52.729	192.9	195.7	2:25.418		13	43.819	139.2	44.506	85.8	52.000	192.9	210.1	2:20.325	
5	45.677	116.5	47.932	84.6	52.106	192.2	200.7	2:25.715		14	43.737	138.6	44.632	97.3	51.755	191.2	207.3	2:20.124	
6	44.983	131.5	45.635	92.3	52.516	193.5	197.1	2:23.134		15	44.497	131.1	45.134	91.8	52.740	193.2	211.4	2:22.371	
7	45.537	123.1	45.441	95.6	51.657	192.9	183.7	2:22.635		16	44.616	138.1	44.788	87.9	51.833	192.2	198.9	2:21.237	
8	45.668	141.2	46.275	91.5	53.847	195.3	189.5	2:25.790		17	44.514	138.5	45.808	80.5	53.046	191.5	186.5	2:23.368	
9	45.933	132.8	46.448	94.1		191.5	195.3	2:29.195		18									

203 David Daniels(FR)									Austin Healey 3000										
Lap	Sect-1	Speed	Sect-2	Speed	Sect-3	Speed	TopSpeed	laptime	pit	Lap	Sect-1	Speed	Sect-2	Speed	Sect-3	Speed	Topspeed	laptime	pit
1	59.356	104.8	52.133	83.7	58.776	82.3	124.1	2:50.265		9	49.269	107.9	50.308	79.8	1:01.199	176.8	175.3	2:40.776	
2	50.355	102.7	52.871	79.7	57.107	172.0	162.7	2:40.333		10	49.172	115.0	50.194	78.6		165.4	170.3	2:41.490	
3	49.831	110.8	50.924	81.8	57.345	172.8	165.1	2:38.100		11	Out	115.5	51.741	74.8	58.915			4:16.724	P
4	48.788	113.8	49.845	79.6	57.647	174.5	179.4	2:36.280		12	49.032	117.6	49.765	69.5	56.791	172.0	179.4	2:35.588	
5	48.512	119.2	49.895	78.6	57.267	172.2	171.7	2:35.674		13	47.642	111.8	49.667	75.1	57.873	173.9	184.9	2:35.182	
6	48.761	129.3	50.744	73.5	57.215	176.5	172.8	2:36.720		14	48.982	97.6	50.797	82.3	1:00.303	175.9	180.6	2:40.082	
7	50.088	112.9	52.546	78.0	57.254	175.0	172.2	2:39.888		15	50.545	117.6	50.852	69.9	58.472	174.2	160.5	2:39.869	
8	48.348	110.1	50.073	79.3	57.187	177.9	177.3	2:35.608		16									

206 Parsons-Birchenhough(UK)									Moris Mini Cooper 'S'										
Lap	Sect-1	Speed	Sect-2	Speed	Sect-3	Speed	TopSpeed	laptime	pit	Lap	Sect-1	Speed	Sect-2	Speed	Sect-3	Speed	Topspeed	laptime	pit
1	1:02.580	105.6	53.696	81.0	59.430	76.9	110.4	2:55.706		9	50.972	108.2	53.699	83.7		165.6	157.0	2:48.309	
2	51.151	112.1	50.642	83.9	56.740	162.9	155.2	2:38.533		10	Out	124.1	47.269	92.5	53.306			4:07.436	P
3	50.785	115.0	50.338	95.7	56.432	165.1	156.7	2:37.555		11	46.313	123.4	47.101	91.1	53.670	170.6	181.2	2:27.084	
4	50.228	109.2	49.958	100.4	58.233	165.4	157.9	2:38.419		12	46.421	118.9	46.854	92.5	52.786	169.3	182.1	2:26.061	
5	51.637	107.1	49.075	96.9	56.414	162.9	148.4	2:37.126		13	46.154	120.7	47.062	97.4	53.696	171.2	183.7	2:26.912	
6	51.644	120.3	51.246	91.8	58.086	166.9	161.7	2:40.976		14	46.239	115.6	47.419	90.4	52.846	170.9	182.7	2:26.504	
7	51.905	116.1	49.542	95.8	57.439	161.9	151.0	2:38.886		15	46.078	122.2	46.623	91.2	53.594	171.4	180.9	2:26.295	
8	50.165	125.0	49.006	96.1	56.249	165.6	151.3	2:35.420		16	46.460	130.8	46.982	90.7	52.812	170.9	183.4	2:26.254	



Algarve Classic Festival 2017

Autodromo Int. Algarve

IBERIAN HISTORIC ENDURANCE

26 - 29 October 2017

Laps and Sector Times - Race 2

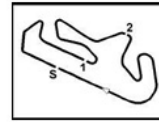
Autodromo Internacional Algarve - 4652 mtr.

231 Mezard-Bonfillon (FR)								Alfa Romeo 1750 Veloce											
lap	Sect-1	Speed	Sect-2	Speed	Sect-3	Speed	TopSpeed	laptime	pit	lap	Sect-1	Speed	Sect-2	Speed	Sect-3	Speed	Topspeed	laptime	pit
1	1:01.714	99.8				80.7		2:55.583		7	54.946	<u>119.3</u>				147.9		2:48.609	
2	52.799	113.0				145.9		2:46.827		8	<u>52.079</u>	114.5				147.7		2:45.942	
3	54.287	103.9				146.5		2:48.934		9	Out	114.6	In		In			4:22.413	P
4	58.033	109.6				142.9		3:00.746		10	52.483	107.5				146.3		2:45.520	
5	Out	109.9	In			In		6:06.926	P	11	54.479	100.0				<u>149.8</u>		2:54.568	
6	52.454	114.8				147.3		<u>2:44.263</u>		12	Out	114.8	In		In			7:06.756	P

233 Hugo Guimaraes (PT)								PORSCHE 911 RS 3.0											
lap	Sect-1	Speed	Sect-2	Speed	Sect-3	Speed	TopSpeed	laptime	pit	lap	Sect-1	Speed	Sect-2	Speed	Sect-3	Speed	Topspeed	laptime	pit
1		115.5	45.115	98.1	51.054		151.9	2:29.613		10	43.571	124.1	43.087	100.1	50.599	187.5	187.2	2:17.257	
2	45.019	126.0	43.756	103.8	50.673	193.5	187.2	2:19.448		11	42.910	<u>135.3</u>	42.888	95.6		191.5	187.8	2:19.105	
3	43.653	130.6	<u>41.995</u>	101.4	49.547	190.1	203.0	2:15.195		12	Out	128.3	43.891	84.6	51.340			4:06.587	P
4	<u>42.190</u>	132.0	42.451	94.3	<u>48.790</u>	194.6	199.6	<u>2:13.431</u>		13	44.286	129.8	44.164	86.1	51.619	179.4	184.6	2:20.069	
5	43.503	129.0	44.088	93.4	49.645	<u>197.8</u>	<u>212.2</u>	2:17.236		14	44.492	125.0	44.436	99.6	50.937	178.8	181.8	2:19.865	
6	42.562	134.3	42.655	94.2	50.088	189.8	196.0	2:15.305		15	44.747	124.3	43.723	93.1	54.924	183.7	178.8	2:23.394	
7	43.847	126.5	43.033	93.3		192.2	190.8	2:27.391		16	48.558	124.3	43.357	94.2	54.522	103.9	160.2	2:26.437	
8	Out	133.0	42.882	<u>111.1</u>	50.323			3:14.115	P	17	48.557	119.7	45.825	98.5	58.488	126.8	157.2	2:32.870	
9	50.247	134.0	44.662	105.2	50.678	193.9	192.9	2:25.587		18									

237 Walker-Griffiths-Adams (UK)								Ford GT40											
lap	Sect-1	Speed	Sect-2	Speed	Sect-3	Speed	TopSpeed	laptime	pit	lap	Sect-1	Speed	Sect-2	Speed	Sect-3	Speed	Topspeed	laptime	pit
1		135.3	41.048	104.9	48.071		159.1	2:10.359		10	42.926	131.7	43.055	94.7		199.6	204.9	2:18.576	
2	41.069	131.4	42.213	<u>109.2</u>	48.390	210.5	204.2	2:11.672		11	Out	136.5	42.097	92.7	48.009			3:48.216	P
3	40.554	135.7	40.963	100.7	47.860	213.4	210.1	2:09.377		12	41.280	134.5	41.642	98.4	48.067	204.9	206.1	2:10.989	
4	40.571	141.5	41.379	105.0	<u>47.640</u>	209.7	203.8	2:09.590		13	40.467	140.8	41.787	103.8	48.119	208.9	221.3	2:10.373	
5	42.185	128.3	41.454	102.7	48.633	213.0	207.3	2:12.272		14	<u>40.361</u>	132.7	41.841	105.7	47.803	209.3	<u>224.1</u>	2:10.005	
6	41.193	141.7	41.275	102.8	48.278	211.4	208.1	2:10.746		15	40.367	139.9	40.951	97.9	48.405	208.5	219.1	2:09.723	
7	40.634	135.3	<u>40.921</u>	104.2	48.121	209.7	210.1	2:09.676		16	40.385	139.5	40.987	102.4	47.933	210.9	212.6	2:09.305	
8	40.788	140.6	42.005	<u>109.2</u>	48.980	206.5	212.2	2:11.773		17	40.474	134.0	42.091	107.8	51.021	210.9	209.3	2:13.586	
9	40.852	129.3	43.392	98.8	48.696	206.9	207.7	2:12.940		18	40.362	<u>143.0</u>	41.067	100.1	47.754	<u>214.7</u>	216.0	<u>2:09.183</u>	

258 Boel-Rubbio (NL)								ISO Grifo A3C											
lap	Sect-1	Speed	Sect-2	Speed	Sect-3	Speed	TopSpeed	laptime	pit	lap	Sect-1	Speed	Sect-2	Speed	Sect-3	Speed	Topspeed	laptime	pit
1		124.1	46.645	89.5	54.267		143.0	2:32.643		10	<u>44.013</u>	<u>134.5</u>	45.009	82.3		190.8	175.9	2:22.804	
2	46.419	118.9	46.596	85.4	52.630	194.6	179.7	2:25.645		11	Out	129.2	<u>43.994</u>	87.9	51.700			3:59.536	P
3	46.070	119.9	47.001	86.0	54.337	195.7	172.5	2:27.408		12	44.019	123.0	44.312	83.5	51.877	194.2	188.8	2:20.208	
4	47.130	118.8	46.784	<u>94.0</u>	52.453	191.8	165.6	2:26.367		13	44.209	128.7	44.373	82.3	51.840	198.5	179.4	2:20.422	
5	48.197	125.1	46.311	92.9	51.907	<u>199.6</u>	170.6	2:26.415		14	44.405	125.3	44.929	84.4	52.431	198.2	<u>191.5</u>	2:21.765	
6	44.436	124.3	46.076	86.1	52.404	<u>200.7</u>	184.6	2:22.916		15	45.176	122.7	44.455	83.3	52.321	188.2	176.2	2:21.952	
7	44.212	124.3	44.389	83.1	51.577	198.5	184.6	2:20.178		16	45.268	123.6	45.646	82.1	52.490	188.2	175.6	2:23.404	
8	45.057	125.9	44.043	86.7	51.709	192.5	171.4	2:20.809		17	45.944	127.7	45.899	78.4	52.750	189.1	166.2	2:24.593	
9	44.463	133.5	44.064	85.9	<u>51.487</u>	192.9	176.8	<u>2:20.014</u>		18									



Algarve Classic Festival 2017

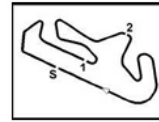
Autodromo Int. Algarve

IBERIAN HISTORIC ENDURANCE - Race 2

26 - 29 October 2017

Autodromo Internacional Algarve - 4652 mtr.

Nbr	Pos.	Name	Stint/ Stop nr	Run ..1	Run ..2	Run ..3	Rin ..4	Run ..5	Run ..6	Run ..7	Run ..8	Run ..9	Run ..0
				Pit ..1	Pit ..2	Pit ..3	Pit ..4	Pit ..5	Pit ..6	Pit ..7	Pit ..8	Pit ..9	Pit ..0
237	1	Walker-Griffiths-Adams	1 t/m 10	21:56	17:21								
		Stops : 1	Total time in pit : 0:01:39	1:39									
110	2	Michiel Campagne	1 t/m 10	26:12	13:02								
		Stops : 1	Total time in pit : 0:01:42	1:42									
13	3	Nolte-Stippler	1 t/m 10	25:11	14:36								
		Stops : 1	Total time in pit : 0:01:40	1:40									
125	4	Daniel Gibson	1 t/m 10	24:06	13:06	2:08							
		Stops : 2	Total time in pit : 0:02:09	1:35	0:34								
81	5	Silva-Gomes	1 t/m 10	22:24	18:07								
		Stops : 1	Total time in pit : 0:01:48	1:48									
76	6	Haddon-Pittard	1 t/m 10	22:56	18:10								
		Stops : 1	Total time in pit : 0:01:37	1:37									
19	7	Tice-Conoley	1 t/m 10	25:08	16:04								
		Stops : 1	Total time in pit : 0:01:38	1:38									
16	8	Francisco Albuquerque	1 t/m 10	25:06	14:19								
		Stops : 1	Total time in pit : 0:01:33	1:33									
46	9	Jos Stevens	1 t/m 10	23:24	16:15								
		Stops : 1	Total time in pit : 0:01:21	1:21									
179	10	Rui Ribeiro	1 t/m 10	20:44	18:31								
		Stops : 1	Total time in pit : 0:01:46	1:46									
192	11	Thomas-Lockie	1 t/m 10	30:14	9:23								
		Stops : 1	Total time in pit : 0:01:36	1:36									
150	12	Alexandre Guimaraes	1 t/m 10	25:45	13:56								
		Stops : 1	Total time in pit : 0:01:46	1:46									
14	13	João Mira Gomes	1 t/m 10	23:33	16:13								
		Stops : 1	Total time in pit : 0:01:54	1:54									
89	14	Frits Campagne	1 t/m 10	28:37	11:46								
		Stops : 1	Total time in pit : 0:01:30	1:30									
201	15	Dutoya-F Dutoya	1 t/m 10	22:04	18:50								
		Stops : 1	Total time in pit : 0:01:38	1:38									
233	16	Hugo Guimaraes	1 t/m 10	16:17	9:15	14:20							
		Stops : 2	Total time in pit : 0:02:49	1:00	1:49								
258	17	Boel-Rubbio	1 t/m 10	24:05	16:28								
		Stops : 1	Total time in pit : 0:01:43	1:43									
170	18	Paulo Sousa	1 t/m 10	21:59	19:12								
		Stops : 1	Total time in pit : 0:01:38	1:38									
123	19	Marcel van Laarhoven	1 t/m 10	22:03	19:19								
		Stops : 1	Total time in pit : 0:01:33	1:33									
106	20	Javier Ortega	1 t/m 10	24:25	16:42								
		Stops : 1	Total time in pit : 0:01:45	1:45									
121	21	Rayment-Wheeler	1 t/m 10	20:02	21:29								
		Stops : 1	Total time in pit : 0:01:40	1:40									
57	22	Brizado-Cardoso	1 t/m 10	22:21	16:42								
		Stops : 1	Total time in pit : 0:01:52	1:52									



Algarve Classic Festival 2017

Autodromo Int. Algarve

IBERIAN HISTORIC ENDURANCE - Race 2

26 - 29 October 2017

Autodromo Internacional Algarve - 4652 mtr.

Nbr	Pos.	Name	Stint/ Stop nr	Run ..1	Run ..2	Run ..3	Rin ..4	Run ..5	Run ..6	Run ..7	Run ..8	Run ..9	Run ..0
				Pit ..1	Pit ..2	Pit ..3	Pit ..4	Pit ..5	Pit ..6	Pit ..7	Pit ..8	Pit ..9	Pit ..0
131	23	Bonny-Renavand	1 t/m 10	21:44	17:44								
		Stops : 1	Total time in pit : 0:01:46	1:46									
25	24	António Torres da Silva	1 t/m 10	22:07	17:48								
		Stops : 1	Total time in pit : 0:01:39	1:39									
159	25	Vaz-Soares	1 t/m 10	24:26	15:24								
		Stops : 1	Total time in pit : 0:01:56	1:56									
103	26	Luis Sousa Ribeiro	1 t/m 10	24:47	16:01								
		Stops : 1	Total time in pit : 0:01:37	1:37									
44	27	Carvalhosa-dal Maso	1 t/m 10	22:51	16:55								
		Stops : 1	Total time in pit : 0:03:15	3:15									
206	28	Parsons-Birchenough	1 t/m 10	24:16	17:03								
		Stops : 1	Total time in pit : 0:01:43	1:43									
203	29	David Daniels	1 t/m 10	26:39	13:08								
		Stops : 1	Total time in pit : 0:01:39	1:39									
101	30	Bart Uiterw aal	1 t/m 10	27:17	13:33								
		Stops : 1	Total time in pit : 0:01:51	1:51									
116	31	Tourneur Vicent	1 t/m 10	28:13	11:11								
		Stops : 1	Total time in pit : 0:01:43	1:43									
82	32	Fernandes-Jorge Fernandes	1 t/m 10	14:44	4:33	13:32							
		Stops : 2	Total time in pit : 0:08:37	6:10	2:26								
117	33	Dal Maso-Carvalhosa	1 t/m 10	24:24	9:11	5:48							
		Stops : 2	Total time in pit : 0:03:46	2:22	1:24								
109	34	Perivier-Lambert	1 t/m 10	27:28	11:27								
		Stops : 1	Total time in pit : 0:02:45	2:45									
47	35	Bob Stevens	1 t/m 10	3:01	13:39	9:14	2:13						
		Stops : 3	Total time in pit : 0:13:34	9:53	2:05	1:35							
231	36	Mezard-Bonfillon	1 t/m 10	11:35	11:02	8:21	2:42						
		Stops : 3	Total time in pit : 0:09:28	3:23	1:41	4:24							
60	37	Bastos Rezende-Pais do Amaral	1 t/m 10	13:49									
		Stops : 1	Total time in pit : 0:00:00	27:09									
147	38	Jorge Guimaraes	1 t/m 10	13:49	2:39								
		Stops : 1	Total time in pit : 0:01:27	1:27									
100	39	Pires-Raposo Magalhães	1 t/m 10	12:44									
		Stops : 1	Total time in pit : 0:00:00	28:15									
137	40	Freitas-Ribeiro											
		Stops : 0	Total time in pit : 0:00:00										
167	41	Dod-Dod	1 t/m 10	10:29									
		Stops : 1	Total time in pit : 0:00:00	30:30									
105	42	Filipe Nogueira	1 t/m 10	7:45									
		Stops : 1	Total time in pit : 0:00:00	33:13									
97	43	Wilson-Pittard											
		Stops : 0	Total time in pit : 0:00:00										
158	44	Pinto-Pinto	1 t/m 10	5:38									
		Stops : 1	Total time in pit : 0:00:00	35:21									

Algarve Classic Festival 2017

Autodromo Int. Algarve

IBERIAN HISTORIC ENDURANCE

Lap Chart - Race 2

26 - 29 October 2017
Autodromo Internacional Algarve - 4652 mtr.

Lap 1			Lap 2			Lap 3			Lap 4			Lap 5			Lap 6			Lap 7			Lap 8			Lap 9		
Nr.	Behind	Laptime	Nr.	Behind	Laptime	Nr.	Behind	Laptime	Nr.	Behind	Laptime	Nr.	Behind	Laptime	Nr.	Behind	Laptime	Nr.	Behind	Laptime	Nr.	Behind	Laptime	Nr.	Behind	Laptime
237		2:10.359	110		2:09.613	110		2:09.376	110		2:09.917	110		2:11.162	110		2:10.615	110		2:10.207	110		2:10.504	110		2:11.738
110	0.689	2:11.048	237	1.370	2:11.672	237	1.371	2:09.377	237	1.044	2:09.590	237	2.154	2:12.272	237	2.285	2:10.746	237	1.754	2:09.676	57	1 LAP	2:28.031	123	1 LAP	2:26.338
125	2.433	2:12.792	125	2.864	2:10.733	125	4.124	2:10.636	125	4.065	2:09.858	125	3.005	2:10.102	125	2.805	2:10.415	44	1 LAP	2:30.300	237	3.023	2:11.773	201	1 LAP	2:25.790
16	5.432	2:15.791	60	7.958	2:11.955	60	11.018	2:12.436	60	12.875	2:11.774	206	1 LAP	2:38.419	117	1 LAP	2:37.317	125	2.707	2:10.109	125	3.324	2:11.121	159	1 LAP	2:26.100
60	6.305	2:16.664	16	10.629	2:15.499	16	16.800	2:15.547	16	22.146	2:15.263	147	1 LAP	2:41.762	203	1 LAP	2:35.674	109	2 LAPS	3:05.799	103	1 LAP	2:26.504	125	3.144	2:11.558
19	7.701	2:18.060	13	13.324	2:15.194	81	20.648	2:12.651	81	22.524	2:11.793	60	14.725	2:13.012	81	26.633	2:13.551	81	30.700	2:14.274	47	5 LAPS	2:16.734	237	4.225	2:12.940
13	8.432	2:18.791	19	13.399	2:16.000	19	21.019	2:16.996	13	26.183	2:14.983	81	23.697	2:12.335	101	1 LAP	2:40.363	117	1 LAP	2:39.894	121	1 LAP	2:26.991	25	1 LAP	2:25.796
76	11.116	2:21.475	81	17.373	2:11.893	13	21.117	2:17.169	19	27.276	2:16.174	16	27.834	2:16.850	206	1 LAP	2:37.126	13	41.713	2:18.075	231	3 LAPS	6:06.926	47	5 LAPS	2:16.082
100	15.568	2:25.927	76	18.026	2:17.212	76	24.947	2:16.297	76	31.303	2:16.273	13	30.233	2:15.212	16	33.815	2:16.596	19	42.988	2:16.865	44	1 LAP	2:31.501	116	2 LAPS	2:52.920
81	15.782	2:26.141	179	25.271	2:18.588	179	31.596	2:15.701	109	1 LAP	3:06.353	19	31.342	2:15.228	13	33.845	2:14.227	16	43.054	2:19.446	81	32.703	2:12.507	57	1 LAP	2:27.093
179	16.985	2:27.344	100	28.163	2:22.897	233	34.219	2:15.195	179	37.074	2:15.395	76	36.042	2:15.901	19	36.330	2:15.603	76	47.955	2:17.233	147	2 LAPS	4:06.647	103	1 LAP	2:26.318
192	17.002	2:27.361	192	28.340	2:21.640	192	38.015	2:19.051	233	37.733	2:13.431	116	1 LAP	2:48.988	76	40.929	2:15.502	203	1 LAP	2:36.720	16	49.969	2:17.419	121	1 LAP	2:30.677
150	17.279	2:27.638	233	28.400	2:19.448	150	44.714	2:24.054	192	46.813	2:18.715	233	43.807	2:17.236	60	45.916	2:41.806	179	57.344	2:17.189	19	50.182	2:17.698	81	33.934	2:12.969
89	17.959	2:28.318	97	28.748	2:21.001	46	45.738	2:24.995	150	54.129	2:19.332	231	1 LAP	3:00.746	147	1 LAP	2:50.045	206	1 LAP	2:40.976	13	50.659	2:19.450	44	1 LAP	2:29.710
97	18.049	2:28.408	150	30.036	2:23.059	89	46.716	2:24.445	46	55.107	2:19.286	179	44.740	2:18.828	233	48.497	2:15.305	233	1:05.681	2:27.391	76	53.535	2:16.084	231	3 LAPS	2:44.263
46	18.571	2:28.930	46	30.119	2:21.850	14	49.769	2:22.353	89	57.770	2:20.971	192	53.624	2:17.973	179	50.362	2:16.237	101	1 LAP	2:46.480	109	2 LAPS	2:58.870	16	55.835	2:17.604
233	19.254	2:29.613	89	31.647	2:23.990	100	54.376	2:35.589	14	58.656	2:18.804	150	1:01.694	2:18.727	192	1:01.111	2:18.102	192	1:08.466	2:17.562	179	1:03.598	2:16.758	19	56.040	2:17.596
158	21.011	2:31.370	106	36.745	2:24.888	167	54.691	2:24.744	100	1:09.443	2:24.984	46	1:01.837	2:17.892	46	1:10.317	2:19.095	46	1:17.524	2:17.414	117	1 LAP	2:45.975	13	56.759	2:17.838
106	22.159	2:32.518	14	36.792	2:23.852	106	54.922	2:27.553	106	1:10.432	2:25.427	14	1:07.114	2:19.620	150	1:11.813	2:20.734	150	1:19.103	2:17.497	192	1:15.547	2:17.585	76	58.735	2:16.938
258	22.284	2:32.643	258	37.627	2:25.645	258	55.659	2:27.408	82	1:11.297	2:24.791	89	1:09.255	2:22.647	116	1 LAP	2:46.594	14	1:23.340	2:18.315	203	1 LAP	2:39.888	179	1:10.715	2:18.855
123	22.759	2:33.118	123	38.053	2:25.596	123	55.868	2:27.191	123	1:11.753	2:25.802	82	1:20.085	2:19.950	14	1:15.232	2:18.733	89	1:31.219	2:21.591	46	1:25.078	2:18.058	192	1:21.853	2:18.044
14	23.242	2:33.601	131	38.575	2:25.465	131	56.354	2:27.155	258	1:12.109	2:26.367	109	1 LAP	3:03.303	89	1:19.835	2:21.195	116	1 LAP	2:44.404	150	1:27.107	2:18.508	46	1:31.506	2:18.166
131	23.412	2:33.771	167	39.323	2:19.678	82	56.423	2:22.521	131	1:12.488	2:26.051	131	1:25.429	2:24.103	131	1:37.132	2:22.318	131	1:48.418	2:21.493	206	1 LAP	2:38.886	150	1:33.228	2:17.859
159	25.694	2:36.053	159	41.115	2:25.723	159	57.269	2:25.530	137	1:13.578	2:24.596	106	1:25.595	2:26.325	106	1:39.428	2:24.448	258	1:49.634	2:20.178	14	1:31.785	2:18.949	14	1:38.549	2:18.502

Algarve Classic Festival 2017

Autodromo Int. Algarve

IBERIAN HISTORIC ENDURANCE

Lap Chart - Race 2

26 - 29 October 2017
Autodromo Internacional Algarve - 4652 mtr.

Lap 10			Lap 11			Lap 12			Lap 13			Lap 14			Lap 15			Lap 16			Lap 17			Lap 18					
Nr.	Behind	Laptime	Nr.	Behind	Laptime	Nr.	Behind	Laptime	Nr.	Behind	Laptime	Nr.	Behind	Laptime	Nr.	Behind	Laptime	Nr.	Behind	Laptime	Nr.	Behind	Laptime	Nr.	Behind	Laptime	Nr.	Behind	Laptime
110		2:11.410	110		2:12.683	110		2:13.763	125		2:10.799	125		2:10.644	125		2:09.925	110		2:12.400	110		2:11.139	110		2:11.570			
125	4.004	2:12.270	203	2 LAPS	2:40.776	89	1 LAP	2:22.739	14	1 LAP	2:19.467	110	0.964	2:09.288	110	0.344	2:09.305	125	0.451	2:13.195	203	3 LAPS	2:40.082	57	2 LAPS	2:22.133			
106	1 LAP	2:26.456	258	1 LAP	2:22.804	25	2 LAPS	4:12.316	110	2.320	3:51.091	237	5.113	2:10.005	237	4.911	2:09.723	237	1.472	2:09.305	125	3.317	2:14.005	237	1.532	2:09.183			
237	11.391	2:18.576	125	7.935	2:16.614	81	1 LAP	4:04.554	237	5.752	2:10.373	14	1 LAP	2:19.831	150	1 LAP	2:22.395	159	2 LAPS	2:35.315	237	3.919	2:13.586	16	1 LAP	2:53.020			
233	1 LAP	2:25.587	121	2 LAPS	4:06.082	121	2 LAPS	2:24.187	82	4 LAPS	4:41.449	89	1 LAP	3:47.275	101	3 LAPS	2:45.051	150	1 LAP	2:20.026	192	1 LAP	2:22.050	46	1 LAP	2:20.861			
170	1 LAP	2:29.092	233	1 LAP	2:17.257	233	1 LAP	2:19.105	192	13.369	2:25.023	82	4 LAPS	2:15.577	82	4 LAPS	2:15.845	82	4 LAPS	2:14.857	25	2 LAPS	2:30.334	179	1 LAP	2:19.296			
47	5 LAPS	2:15.939	47	5 LAPS	2:15.073	47	5 LAPS	2:19.752	231	4 LAPS	4:22.413	116	3 LAPS	4:30.716	14	1 LAP	2:20.312	14	1 LAP	2:19.197	150	1 LAP	2:18.310	116	4 LAPS	2:46.932			
159	1 LAP	2:25.703	206	2 LAPS	2:48.309	57	2 LAPS	4:14.799	258	1 LAP	2:20.208	258	1 LAP	2:20.422	89	1 LAP	2:21.920	89	1 LAP	2:22.485	82	4 LAPS	2:14.921	192	1 LAP	2:22.046			
123	1 LAP	2:29.285	109	3 LAPS	2:59.795	203	2 LAPS	2:41.490	233	1 LAP	4:06.587	117	3 LAPS	3:02.256	258	1 LAP	2:21.765	13	43.833	2:04.385	159	2 LAPS	2:34.515	131	2 LAPS	2:32.091			
201	1 LAP	2:29.195	117	2 LAPS	3:00.754	76	1 LAP	3:48.218	170	1 LAP	2:20.872	109	4 LAPS	5:29.207	13	52.192	2:05.893	101	3 LAPS	2:44.088	14	1 LAP	2:19.111	203	3 LAPS	2:39.869			
25	1 LAP	2:28.892	106	1 LAP	2:28.187	179	1 LAP	2:18.502	201	1 LAP	2:21.779	233	1 LAP	2:20.069	233	1 LAP	2:19.865	258	1 LAP	2:21.952	13	37.525	2:04.831	150	1 LAP	2:19.666			
103	1 LAP	2:25.783	159	1 LAP	2:25.551	46	1 LAP	3:40.166	123	1 LAP	2:25.478	170	1 LAP	2:20.820	170	1 LAP	2:22.744	233	1 LAP	2:23.394	89	1 LAP	2:21.614	13	31.602	2:05.647			
57	1 LAP	2:29.245	101	2 LAPS	2:45.789	101	2 LAPS	2:46.740	206	2 LAPS	2:27.084	201	1 LAP	2:20.325	201	1 LAP	2:20.124	81	1:14.979	2:16.238	258	1 LAP	2:23.404	82	4 LAPS	2:16.876			
81	39.384	2:16.860	179	1 LAP	4:00.735	109	3 LAPS	3:09.740	47	5 LAPS	4:19.509	13	56.224	2:05.833	116	3 LAPS	2:45.270	201	1 LAP	2:22.371	101	3 LAPS	2:40.296	125	34.940	2:43.193			
116	2 LAPS	2:43.665	103	1 LAP	2:28.500	14	1 LAP	4:10.144	106	1 LAP	2:23.925	231	4 LAPS	2:45.520	47	5 LAPS	2:17.526	170	1 LAP	2:23.724	81	1:18.979	2:15.139	25	2 LAPS	2:31.240			
16	1:02.535	2:18.110	16	1:08.155	2:18.303	192	1:37.117	2:17.919	44	2 LAPS	2:24.725	47	5 LAPS	2:18.742	81	1:11.485	2:15.556	47	5 LAPS	2:23.852	233	1 LAP	2:26.437	14	1 LAP	2:19.809			
19	1:03.529	2:18.899	19	1:10.233	2:19.387	125	1:37.972	3:43.800	203	2 LAPS	4:16.724	123	1 LAP	2:23.914	76	1:17.066	2:16.327	123	1 LAP	2:24.971	201	1 LAP	2:21.237	109	5 LAPS	2:57.015			
13	1:03.996	2:18.647	13	1:13.085	2:21.772	237	1:44.150	2:10.989	13	1:01.035	2:05.633	206	2 LAPS	2:26.061	123	1 LAP	2:24.659	106	1 LAP	2:23.974	117	4 LAPS	4:18.273	47	6 LAPS	3:49.913			
44	1 LAP	2:36.131	116	2 LAPS	2:46.141	258	1 LAP	3:59.536	81	1:01.215	2:15.830	81	1:05.854	2:15.283	106	1 LAP	2:23.073	16	1:31.579	2:16.903	170	1 LAP	2:37.059	159	2 LAPS	2:33.716			
76	1:10.587	2:23.262	82	3 LAPS	2:20.465	116	2 LAPS	2:51.442	76	1:08.884	2:13.156	106	1 LAP	2:23.361	206	2 LAPS	2:26.912	206	2 LAPS	2:26.504	106	1 LAP	2:23.083	89	1 LAP	2:23.706			
82	3 LAPS	8:24.025	192	1:32.961	2:17.141	170	1 LAP	2:22.436	131	1 LAP	2:33.199	44	2 LAPS	2:24.901	44	2 LAPS	2:24.670	44	2 LAPS	2:25.256	76	1:46.005	2:14.508	258	1 LAP	2:24.593			
192	1:28.503	2:18.060	150	1:46.758	2:20.947	206	2 LAPS	4:07.436	16	1:14.441	2:16.958	76	1:10.664	2:12.424	16	1:27.420	2:16.881	76	1:42.636	2:38.314	123	1 LAP	2:27.176	81	1:23.641	2:16.232			
231	3 LAPS	2:48.609	237	1:46.924	3:48.216	123	1 LAP	2:25.672	103	1 LAP	2:27.551	16	1:20.464	2:16.667	109	4 LAPS	2:52.768	19	1:43.324	2:18.303	19	1:49.068	2:16.883	103	2 LAPS	3:42.050			
150	1:38.494	2:16.676	123	1 LAP	3:55.697	201	1 LAP	2:21.883	121	1 LAP	2:24.611	203	2 LAPS	2:35.588	117	3 LAPS	3:11.099	116	3 LAPS	2:51.954	206	2 LAPS	2:26.295	201	1 LAP	2:23.368			

Algarve Classic Festival 2017

Autodromo Int. Algarve

IBERIAN HISTORIC ENDURANCE

Lap Chart - Race 2

26 - 29 October 2017
Autodromo Internacional Algarve - 4652 mtr.

Lap 1			Lap 2			Lap 3			Lap 4			Lap 5			Lap 6			Lap 7			Lap 8			Lap 9														
Nr.	Behind	Laptime	Nr.	Behind	Laptime	Nr.	Behind	Laptime	Nr.	Behind	Laptime	Nr.	Behind	Laptime	Nr.	Behind	Laptime	Nr.	Behind	Laptime	Nr.	Behind	Laptime	Nr.	Behind	Laptime	Nr.	Behind	Laptime									
57	25.970	2:36.329	137	43.195	2:26.585	170	58.423	2:22.951	159	1:14.142	2:26.790	258	1:27.362	2:26.415	258	1:39.663	2:22.916	106	1:53.125	2:23.904	101	1 LAP	2:42.609	203	1 LAP	2:35.608												
201	26.439	2:36.798	82	43.278	2:24.108	137	58.899	2:25.080	170	1:14.584	2:26.078	123	1:27.790	2:27.199	123	1:42.457	2:25.282	123	1:56.244	2:23.994	89	1:43.761	2:23.046	109	2 LAPS	2:59.846												
137	26.912	2:34.202	170	44.848	2:25.966	201	1:02.710	2:25.105	201	1:18.211	2:25.418	170	1:28.561	2:25.139	82	1:42.727	2:33.257	170	1:56.740	2:24.156	131	1:58.676	2:20.762	117	1 LAP	2:46.028												
25	28.282	2:38.641	201	46.981	2:30.844	25	1:05.744	2:27.716	25	1:20.409	2:24.582	159	1:29.325	2:26.345	170	1:42.791	2:24.845	159	1:57.574	2:24.177	258	1:59.939	2:20.809	89	1:53.595	2:21.572												
170	29.184	2:35.867	25	47.404	2:29.424	57	1:07.580	2:28.222	57	1:24.127	2:26.464	201	1:32.764	2:25.715	159	1:43.604	2:24.894	201	1:57.711	2:22.635	106	2:08.007	2:25.386	206	1 LAP	2:35.420												
82	29.472	2:37.069	105	48.106	2:28.139	103	1:10.435	2:27.140	103	1:27.570	2:27.052	25	1:35.013	2:25.766	201	1:45.283	2:23.134	25	2:00.933	2:23.086	170	2:08.393	2:22.157	258	2:08.215	2:20.014												
167	29.947	2:36.966	57	48.734	2:33.066	44	1:11.499	2:29.388	121	1:31.448	2:27.378	57	1:39.614	2:26.649	25	1:48.054	2:23.656				233	2:09.292	3:14.115	131	2:10.029	2:23.091												
105	30.269	2:37.363	44	51.487	2:29.966	105	1:13.790	2:35.060	44	1:34.442	2:32.860	103	1:43.677	2:27.269	57	1:55.378	2:26.379							101	1 LAP	2:44.564												
44	31.823	2:42.182	103	52.671	2:30.180	121	1:13.987	2:28.040	167	1:46.861	3:02.087	121	1:47.012	2:26.726	103	1:58.597	2:25.535																					
103	32.793	2:41.034	121	55.323	2:27.940	117	1:30.174	2:35.101	117	1:54.260	2:34.003	100	1:50.649	2:52.368	121	2:03.291	2:26.894																					
117	37.218	2:46.207	117	1:04.449	2:37.533	203	1:43.439	2:38.100	203	2:09.802	2:36.280	44	1:52.646	2:29.366	47	4 LAPS	12:09.880																					
121	37.685	2:41.261	101	1:14.100	2:42.587	101	1:44.395	2:39.671	101	2:10.955	2:36.477																											
147	40.919	2:51.278	203	1:14.715	2:40.333	206	1:47.131	2:37.555																														
101	41.815	2:52.071	158	1:14.717	3:04.008	147	1:47.473	2:40.783																														
203	44.684	2:50.265	147	1:16.066	2:45.449	231	2:04.236	2:48.934																														
231	48.153	2:55.583	206	1:18.952	2:38.533	116	2:08.853	2:48.153																														
206	50.721	2:55.706	231	1:24.678	2:46.827																																	
47	51.615	3:01.974	116	1:30.076	2:46.852																																	
116	53.526	3:02.795	109	1:44.405	2:55.782																																	
109	58.925	3:05.720																																				

Algarve Classic Festival 2017

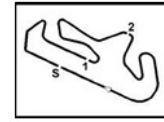
Autodromo Int. Algarve

IBERIAN HISTORIC ENDURANCE

Lap Chart - Race 2

26 - 29 October 2017
Autodromo Internacional Algarve - 4652 mtr.

Lap 10			Lap 11			Lap 12			Lap 13			Lap 14			Lap 15			Lap 16			Lap 17			Lap 18					
Nr.	Behind	Laptime	Nr.	Behind	Laptime	Nr.	Behind	Laptime	Nr.	Behind	Laptime	Nr.	Behind	Laptime	Nr.	Behind	Laptime	Nr.	Behind	Laptime	Nr.	Behind	Laptime	Nr.	Behind	Laptime	Nr.	Behind	Laptime
46	1:39.119	2:19.023	170	1 LAP	3:59.926	106	1 LAP	4:06.107	57	1 LAP	2:23.529	19	1:29.357	2:16.646	19	1:37.765	2:18.333	121	1 LAP	2:22.302	44	2 LAPS	2:26.038	101	3 LAPS	2:43.800			
14	1:47.535	2:20.396	231	3 LAPS	2:45.942	44	2 LAPS	5:40.220	19	1:23.355	2:17.891	131	1 LAP	2:31.071	231	4 LAPS	2:54.568	57	1 LAP	2:24.275	121	1 LAP	2:22.919	233	1 LAP	2:32.870			
89	2:05.522	2:23.337	201	1 LAP	3:58.841	131	1 LAP	2:32.857	25	1 LAP	2:34.907	121	1 LAP	2:22.919	121	1 LAP	2:23.099	46	2:06.751	2:19.356				76	1:47.433	2:12.998			
			131	1 LAP	4:19.591	89	2:25.396	2:23.581	159	1 LAP	2:36.106	103	1 LAP	2:27.864	203	2 LAPS	2:35.182	131	1 LAP	2:31.984				170	1 LAP	2:22.984			
						81	2:34.156	2:16.664	46	1:41.658	2:18.924	57	1 LAP	2:23.370	131	1 LAP	2:29.629	109	4 LAPS	2:53.276				19	1:54.955	2:17.457			
						103	1 LAP	4:02.582	179	1:42.128	2:22.611	25	1 LAP	2:30.148	57	1 LAP	2:23.704	103	1 LAP	2:30.069				106	1 LAP	2:24.794			
						25	1 LAP	2:32.667	101	2 LAPS	4:32.002	179	1:48.434	2:16.950	103	1 LAP	2:28.868	179	2:10.444	2:18.292				123	1 LAP	2:26.372			
						159	1 LAP	4:27.327	150	2:06.432	2:19.114	46	1:50.878	2:19.864	46	2:00.139	2:19.186				44	2 LAPS	2:24.575						
						121	1 LAP	2:21.544				159	1 LAP	2:34.730	179	2:04.896	2:26.387				206	2 LAPS	2:26.254						
						13	2:44.173	3:44.851				192	1:57.816	3:55.091	192	2:08.794	2:20.903				231	6 LAPS	7:06.756						
						76	2:44.499	2:12.140							25	1 LAP	2:36.052				117	4 LAPS	2:54.889						
						16	2:46.254	3:51.862													121	1 LAP	2:22.648						
						57	1 LAP	2:23.948																					
						19	2:54.235	3:57.765																					
						179	3:08.288	2:16.192																					
						46	3:11.505	2:18.666																					
						117	2 LAPS	5:20.154																					
						150	3:36.089	4:03.094																					



Algarve Classic Festival 2017

Autodromo Int. Algarve

26 - 29 October 2017

Autodromo Internacional Algarve - 4652 mtr.

Starting grid - IBERIAN HISTORIC ENDURANCE - Race 2

Start Time : 14:55 - Heat Duration : 50 Minutes

Pos	Nbr	Name	time
-----	-----	------	------

Pos	Nbr	Name	time
-----	-----	------	------

STARTLINE


Pole Right

2	97	Wilson-Pit tard	Row 1	1	13	Nol te-St ipler
4	237	Walker-Griff iths-Adams	Row 2	3	125	Daniel Gibson
6	60	Bastos Rezende-Pais do Amaral	Row 3	5	110	Michiel Campagne
8	47	Bob Stevens	Row 4	7	19	Tice-Conoley
10	76	Mark Mart in	Row 5	9	16	Francisco A lbuquerque
12	46	Jos Stevens	Row 6	11	100	Pires-Raposo Magalhães
14	192	Thomas-Lockie	Row 7	13	150	Alexandre Guimaraes
16	258	Boel-Rubbio	Row 8	15	89	Frits Campagne
18	14	João Mira Gomes	Row 9	17	158	Pinto-Pinto
20	201	Dut oya-F Dut oya	Row 10	19	179	Rui Ribeiro
22	106	Javier Ortega	Row 11	21	123	Marcel van Laarhoven
24	25	António Torres da Silva	Row 12	23	131	Bonny-Renavand

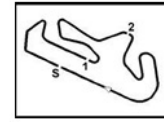
Results: <https://livetiming.raceresults.nu/autodromodoalgarve>

Timekeeping by :

Publication-time

Clerk of the Course	Steward	Timekeeper  Miguel C. Calado Gloria	
---------------------	---------	---	--





Algarve Classic Festival 2017

Autodromo Int. Algarve

26 - 29 October 2017

Autodromo Internacional Algarve - 4652 mtr.

Starting grid - IBERIAN HISTORIC ENDURANCE - Race 2

Start Time : 14:55 - Heat Duration : 50 Minutes

Pos	Nbr	Name	time		Pos	Nbr	Name	time
26	81	Silva-Gomes		Row 13	25	57	Brizido-Cardoso	
28	159	Vaz-Soares		Row 14	27	44	Carvalhosa-dal Maso	
30	219	Tice-Conoley		Row 15	29	233	Hugo Guimaraes	
32	101	Bart Uiterwaal		Row 16	31	147	Jorge Guimaraes	
34	120	Voyazides-Hadfield		Row 17	33	116	Tourneur Vicent	
36	117	Dal Maso-Carvalhosa		Row 18	35	109	Perivier-Lambert	
38	231	Mezard-Bonfillon		Row 19	37	105	Filipe Nogueira	
40	82	Fernandes-Jorge Fernandes		Row 20	39	137	Freitas-Ribeiro	
42	103	Luis Sousa Ribeiro		Row 21	41	180	Mauro Fernandes	
44	167	Dod-Dod		Row 22	43	206	Parsons-Birchenough	
46	203	David Daniels		Row 23	45	227	Carlos Barbot	
48	58	Antonio Gutiérrez		Row 24	47	170	Paulo Sousa	
				Row 25	49	121	Rayment-Wheeler	

Results: <https://livetiming.raceresults.nu/autodromodoalgarve>

Timekeeping by :

Publication-time

Clerk of the Course	Steward	Timekeeper  Miguel C. Calado Gloria	
Page 2 of 2			

Algarve Classic Festival 2017

Autodromo Int. Algarve

Heat name : IBERIAN HISTORIC ENDURANCE - Race 2
 Heat Date : 28 October 2017
 Weather :
 : Autodromo Internacional Algarve - 4652 mtr.

Participants Started	: 44	Participants Classified	: 44
Participants Finished	: 36	Participants Not Classified	: 21
Participants Not Finished	: 8		

Green flag at	: 15:31:22	Heat recording start time	: 15:19:15
Finish flag waved at	: 16:12:19	Heat recording end time	: 16:15:12
Total time under Green	: 40:56	Total of All Laps in Heat	: 617
Number of cautions	: 0	Total time under Yellow	: 00:00:00
Number of code-60's	: 0	Total time under Code-60	: 00:00:00

Summary of winners per class

Nbr	Name / Team name	Car	Cls	Fastest Laptime	In	Avg. Speed	Laps	Race Time
110	Michiel Campagne	Chevrolet Corvette Grand S	H-GTP 65	2:09.288	14	122.72	18	40:56.829
125	Daniel Gibson	Cobra Daytona	H-1965	2:09.858	4	121.00	18	41:31.769
81	Silva-Gomes	Ford Escort RS 1600	H-1971	2:11.793	4	118.68	18	42:20.470
179	Rui Ribeiro	Ford Escort RS 2000	H-1976	2:15.395	4	115.57	17	41:03.860
109	Perivier-Lambert	Porsche	GTS-10	2:52.768	11	87.06	13	41:41.038
158	Pinto-Pinto	BMW 2002 Ti	H-C	2:31.370	1	98.91	2	5:38.680

Leader history during the Heat

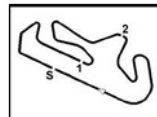
#	Nbr	Lap	to Lap	Name	Car
1	237	1	1	Walker-Griffiths-Adams	Ford GT40
2	110	2	12	Michiel Campagne	Chevrolet Corvette Grand S
3	125	13	15	Daniel Gibson	Cobra Daytona
4	110	16	18	Michiel Campagne	Chevrolet Corvette Grand S

Best Lap time history during the Heat

#	Nbr	lap time	in lap	Name	Car	time of day
1	237	2:10.359	1	Walker-Griffiths-Adams	Ford GT40	15:33:32
2	110	2:09.613	2	Michiel Campagne	Chevrolet Corvette Grand Sport	15:35:43
3	110	2:09.376	3	Michiel Campagne	Chevrolet Corvette Grand Sport	15:37:52
4	13	2:05.633	13	Nolte-Stippler	Ford GT40	16:02:24
5	13	2:04.385	16	Nolte-Stippler	Ford GT40	16:08:40

Summary of best laptimes per class

Nbr	Name / Team name	Car	Cls	Fastest Laptime	In	Speed
125	Daniel Gibson	Cobra Daytona	H-1965	2:09.858	4	128.99
81	Silva-Gomes	Ford Escort RS 1600	H-1971	2:11.793	4	127.10
60	Bastos Rezende-Pais do Amaral	Porsche 911 3.0 RS	H-1976	2:11.774	4	127.11
158	Pinto-Pinto	BMW 2002 Ti	H-C	2:31.370	1	110.66
13	Nolte-Stippler	Ford GT40	H-GTP 65	2:04.385	16	134.67
109	Perivier-Lambert	Porsche	GTS-10	2:52.768	11	96.95



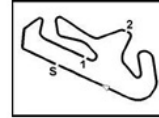
Algarve Classic Festival 2017

Autodromo Int. Algarve

Summary of number of laps in the lead

#	Nbr	Name	Car	# Laps in the lead
1	110	Michiel Campagne		14
2	125	Daniel Gibson		3
3	237	Walker-Griffiths-Adams		1





Algarve Classic Festival 2017

Autodromo Int. Algarve

IBERIAN HISTORIC ENDURANCE - Race 2

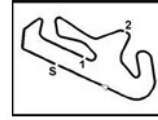
26 - 29 October 2017

Fastest Lap times of all drivers

Autodromo Internacional Algarve - 4652 mtr.

Nbr	Team name	Car	Driver	Cls	Fastest Laptime	in lap
47	Bob Stevens	Lotus Elan 26R	Bob Stevens (1)	H-1965	2:19.752	7
103	Luis Sousa Ribeiro	Ford Cortina Lotus	Luis Sousa Ribeiro (1)	H-1965	2:28.500	10
170	Paulo Sousa	Saab Sonett III	Paulo Sousa (1)	H-1976	2:29.092	9
105	Filipe Nogueira	Ford Escort RS 2000	Filipe Nogueira (1)	H-1976	2:35.060	3
203	David Daniels	Austin Healey 3000	David Daniels (1)	H-1965	2:41.490	10
101	Bart Uiterw aal	Ford Mustang MK1	Bart Uiterw aal (1)	H-1965	2:46.740	10





Algarve Classic Festival 2017

Autodromo Int. Algarve

IBERIAN HISTORIC ENDURANCE - Race 2

26 - 29 October 2017

Best Lap time per Team

Autodromo Internacional Algarve - 4652 mtr.

Nbr	Team name	Car	Driver	Cls	Fastest Laptime	in lap
47	Bob Stevens	Lotus Elan 26R	Bob Stevens (1)	H-1965	2:19.752	7
101	Bart Uiterw aal	Ford Mustang MK1	Bart Uiterw aal (1)	H-1965	2:46.740	10
103	Luis Sousa Ribeiro	Ford Cortina Lotus	Luis Sousa Ribeiro (1)	H-1965	2:28.500	10
105	Filipe Nogueira	Ford Escort RS 2000	Filipe Nogueira (1)	H-1976	2:35.060	3
170	Paulo Sousa	Saab Sonett III	Paulo Sousa (1)	H-1976	2:29.092	9
203	David Daniels	Austin Healey 3000	David Daniels (1)	H-1965	2:41.490	10

