



[www.hsc.org.uk](http://www.hsc.org.uk)

# Historic Festival Race Meeting



## Donington Park 2nd - 4th May 2015



Timing & Results by MST SYSTEMS Ltd.  
[www.mstworld.com](http://www.mstworld.com)

© MST SYSTEMS Ltd. 2015

The Haysfield, Spring Lane North, Malvern, Worcestershire, WR14 1GF  
Tel: +44 (0) 1684 560614 Fax: +44 (0) 1684 560624 email: [motorsport@mstworld.com](mailto:motorsport@mstworld.com)



[www.hsc.org.uk](http://www.hsc.org.uk)

# Donington Park National Circuit

Castle Donington, Derby DE74 2RP



Circuit website:	<a href="http://www.donington-park.co.uk">www.donington-park.co.uk</a>
Track Length:	1.9790 miles / 3.1850 km
Pit Lane:	264.5 metres; 15.9s @ 60kph
Pole Position:	Right hand side all starts



Timing & Results by MST SYSTEMS Ltd.  
[www.mstworld.com](http://www.mstworld.com)

© MST SYSTEMS Ltd. 2015

The Haysfield, Spring Lane North, Malvern, Worcestershire, WR14 1GF  
Tel: +44 (0) 1684 560614 Fax: +44 (0) 1684 560624 email: [motorsport@mstworld.com](mailto:motorsport@mstworld.com)

**FJHRA Silverline Historic Formula Junior Front Engined  
RACE 1 - QUALIFYING - Donington Park - 2/3/4 May 2015**

POS	NO	CL	DRIVER	NAT	CAR	TIME	LAPS	GAP	MPH
1	11	B2	Will MITCHAM		U2 Mk2	1:21.161	14		87.78
2	34	B2	Richard ELLINGWORTH		Gemini Mk2	1:25.424	14	4.263	83.40
3	25	B2	Andrew TART		Bond FJ	1:25.927	14	4.766	82.91
4	9	B2	John CHISHOLM		Gemini Mk2	1:26.117	14	4.956	82.72
5	3	B2	Justin FLEMING		Lola Mk2	1:27.177	13	6.016	81.72
6	14	B2	Crispian BESLEY		Elva 100	1:27.743	13	6.582	81.19
7	10	B2	Mike WALKER		Bond FJ	1:28.396	13	7.235	80.59
8	2	B2	Mark WOODHOUSE		Elva 100	1:28.643	10	7.482	80.37
9	23	B2	John ARNOLD		Elva 100	1:29.143	13	7.982	79.92
10	91	B2	Patrick BARFORD		Lola Mk2	1:29.617	12	8.456	79.49
11	19	B2	Ralf EMMERLING		Gemini Mk2	1:30.445	10	9.284	78.77
12	6	B2	Stephen BARLOW		BMC Mk1	1:30.972	12	9.811	78.31
13	38	B2	Mike FOWLER		Gemini Mk2	1:31.487	12	10.326	77.87
14	15	B2	Ian PHILLIPS		BMC Mk1	1:31.932	12	10.771	77.49
15	37	A	Martin SHEPPARD		Stanguellini FJ	1:32.507	13	11.346	77.01
16	121	A	Peter MULLEN		OSCA FJ	1:33.337	6	12.176	76.33
17	251	B2	Bernard BROCK		Elva 100	1:34.462	12	13.301	75.42
18	127	B2	Tom DE GRES		Elva 100	1:35.467	12	14.306	74.62
19	7	B2	Duncan RABAGLIATI		Alexis HF1	1:35.734	12	14.573	74.41
20	41	B1	Graham BARRON		Gemini Mk2	1:35.882	12	14.721	74.30
21	31	B1	Tony OLISOFF		Elfin Mk1	1:37.473	2	16.312	73.09
22	93	B2	Rudolf ERNST		Mitter FJ	1:39.402	11	18.241	71.67
23	13	A	Richard PUGH		Stanguellini FJ	1:42.236	11	21.075	69.68
24	66	A	Tony PEARSON		Bandini FJ	1:43.075	10	21.914	69.11
25	110	B2	Taff SMITH		Lola Mk2	1:43.413	5	22.252	68.89
26	22	B2	R. BISHOP-MILLER		Autosport Mk2	1:47.925	11	26.764	66.01
27	36	B2	David BISHOP		Elva 100	1:48.575	11	27.414	65.61
28	21	B2	David BRAND		BMC Mk1	2:02.057	3	40.896	58.36

**Car 9 requires a working transponder - Regulation Q.12.2.1 refers.**

**A 30 second penalty will be applied if not working in the race.**

**These results are provisional until the conclusion of any judicial and technical matters.**

Donington Park

Circuit Length = 1.9790 miles.

Start: 09::10 End: 09:30

Clerk of the Course:

Timekeeper:

**FJHRA Silverline Historic Formula Junior Front Engined  
RACE 1 - QUALIFYING LAP ANALYSIS - Donington Park - 2/3/4 May 2015**

<b>2</b>	<b>Mark WOODHOUSE</b>	Elva 100
1 - X:00.000	6 - 2:13.786	
2 - 1:31.245	7 - 1:38.391P	
3 - 1:29.591	8 - 4:31.789	
4 - <b>1:28.643</b>	9 - 1:30.877	
5 - 1:37.346P	10 - 1:49.146P	
<b>3</b>	<b>Justin FLEMING</b>	Lola Mk2
1 - X:00.000	6 - 1:30.095	11 - 1:29.826
2 - 1:36.049	7 - 1:30.252	12 - <b>1:27.177</b>
3 - 1:36.954	8 - 1:28.407	13 - 1:31.179
4 - 1:29.784	9 - 1:27.352	
5 - 1:29.641	10 - 1:32.094	
<b>6</b>	<b>Stephen BARLOW</b>	BMC Mk1
1 - X:00.000	6 - 1:31.385	11 - <b>1:30.972</b>
2 - 1:42.766	7 - 1:35.784	12 - 1:45.438
3 - 1:34.968	8 - 1:31.295	
4 - 1:34.467	9 - 1:33.436	
5 - 1:35.653	10 - 1:35.839	
<b>7</b>	<b>Duncan RABAGLIATI</b>	Alexis HF1
1 - X:00.000	6 - 1:38.087	11 - 1:38.823
2 - 1:43.284	7 - 1:38.118	12 - 1:44.837P
3 - 1:38.786	8 - 1:37.254	
4 - 1:36.124	9 - 1:36.122	
5 - <b>1:35.734</b>	10 - 1:36.710	
<b>9</b>	<b>John CHISHOLM</b>	Gemini Mk2
1 - X:00.000	6 - 1:27.491	11 - 1:28.111
2 - 1:29.624	7 - 1:26.596	12 - <b>1:26.117</b>
3 - 1:28.903	8 - 1:26.708	13 - 1:28.960
4 - 1:27.414	9 - 1:27.908	14 - 1:26.869
5 - 1:28.619	10 - 1:26.910	
<b>10</b>	<b>Mike WALKER</b>	Bond FJ
1 - X:00.000	6 - 1:33.486	11 - 1:34.659
2 - 1:43.556	7 - 1:31.619	12 - <b>1:28.396</b>
3 - 1:38.028	8 - 1:33.139	13 - 1:28.956
4 - 1:34.073	9 - 1:31.690	
5 - 1:33.971	10 - 1:29.994	

**Car 9 requires a working transponder - Regulation Q.12.2.1 refers.  
A 30 second penalty will be applied if not working in the race.**

**FJHRA Silverline Historic Formula Junior Front Engined**  
**RACE 1 - QUALIFYING LAP ANALYSIS - Donington Park - 2/3/4 May 2015**  
 (contd.)

<b>11</b>	<b>Will MITCHAM</b>	U2 Mk2
1 - X:00.000	6 - 1:23.090	11 - 1:21.827
2 - 1:27.176	7 - 1:26.502	12 - 1:21.358
3 - 1:25.876	8 - 1:22.263	13 - <b>1:21.161</b>
4 - 1:24.987	9 - 1:25.967	14 - 1:32.666
5 - 1:22.840	10 - 1:26.426	
<b>13</b>	<b>Richard PUGH</b>	Stanguellini FJ
1 - X:00.000	6 - 1:47.817	11 - 1:44.608
2 - 1:57.416	7 - 1:55.053	
3 - 2:00.768	8 - 1:46.913	
4 - 1:47.500	9 - 1:46.336	
5 - 1:46.596	10 - <b>1:42.236</b>	
<b>14</b>	<b>Crispian BESLEY</b>	Elva 100
1 - X:00.000	6 - 1:29.655	11 - 1:30.039
2 - 1:32.966	7 - 1:27.748	12 - 1:27.804
3 - 1:29.386	8 - 1:29.077	13 - 2:47.311
4 - 1:29.639	9 - 1:28.457	
5 - 1:28.540	10 - <b>1:27.743</b>	
<b>15</b>	<b>Ian PHILLIPS</b>	BMC Mk1
1 - X:00.000	6 - <b>1:31.932</b>	11 - 1:33.331
2 - 1:41.517	7 - 1:36.689	12 - 1:36.439
3 - 1:35.635	8 - 1:35.770	
4 - 1:36.064	9 - 1:35.261	
5 - 1:35.025	10 - 1:38.260	
<b>19</b>	<b>Ralf EMMERLING</b>	Gemini Mk2
1 - X:00.000	6 - 1:34.885	
2 - 1:46.592	7 - 1:31.989	
3 - 1:31.132	8 - 1:32.053	
4 - 1:31.557	9 - <b>1:30.445</b>	
5 - 2:12.608	10 - 2:02.580P	
<b>21</b>	<b>David BRAND</b>	BMC Mk1
1 - X:00.000		
2 - <b>2:02.057</b>		
3 - 2:13.279		

**Car 9 requires a working transponder - Regulation Q.12.2.1 refers.**  
**A 30 second penalty will be applied if not working in the race.**

**FJHRA Silverline Historic Formula Junior Front Engined**  
**RACE 1 - QUALIFYING LAP ANALYSIS - Donington Park - 2/3/4 May 2015**  
 (contd.)

<b>22</b>	<b>R. BISHOP-MILLER</b>	Autosport Mk2
1 - X:00.000	6 - 1:50.427	11 - 1:50.655
2 - 1:57.341	7 - 1:51.435	
3 - 1:56.826	8 - 1:51.494	
4 - 1:49.362	9 - 1:52.742	
5 - 1:51.859	10 - <b>1:47.925</b>	
<b>23</b>	<b>John ARNOLD</b>	Elva 100
1 - X:00.000	6 - 1:34.041	11 - 1:31.370
2 - 1:37.949	7 - 1:32.944	12 - 1:30.898
3 - 1:32.744	8 - 1:33.875	13 - <b>1:29.143</b>
4 - 1:31.168	9 - 1:30.052	
5 - 1:32.183	10 - 1:29.570	
<b>25</b>	<b>Andrew TART</b>	Bond FJ
1 - X:00.000	6 - 1:27.126	11 - 1:26.237
2 - 1:31.413	7 - 1:26.418	12 - 1:26.822
3 - 1:27.832	8 - 1:29.542	13 - 1:26.822
4 - 1:27.281	9 - 1:28.916	14 - 1:27.105
5 - <b>1:25.927</b>	10 - 1:27.732	
<b>31</b>	<b>Tony OLISSOFF</b>	Elfin Mk1
1 - X:00.000		
2 - <b>1:37.473</b>		
<b>34</b>	<b>Richard ELLINGWORTH</b>	Gemini Mk2
1 - X:00.000	6 - 1:26.737	11 - 1:27.968
2 - 1:47.382	7 - 1:26.641	12 - 1:26.002
3 - 1:29.505	8 - 1:25.603	13 - 1:26.708
4 - 1:27.461	9 - 1:26.704	14 - 1:25.803
5 - 1:28.032	10 - <b>1:25.424</b>	
<b>36</b>	<b>David BISHOP</b>	Elva 100
1 - X:00.000	6 - 1:51.966	11 - 1:52.354
2 - 1:56.645	7 - 1:51.758	
3 - 1:51.051	8 - 1:48.706	
4 - 1:49.326	9 - 1:50.932	
5 - <b>1:48.575</b>	10 - 1:51.548	

**Car 9 requires a working transponder - Regulation Q.12.2.1 refers.**  
**A 30 second penalty will be applied if not working in the race.**

**FJHRA Silverline Historic Formula Junior Front Engined**  
**RACE 1 - QUALIFYING LAP ANALYSIS - Donington Park - 2/3/4 May 2015**  
 (contd.)

<b>37</b>	<b>Martin SHEPPARD</b>	Stanguellini FJ
1 - X:00.000	6 - 1:34.814	11 - 1:34.409
2 - 1:42.730	7 - 1:34.308	12 - 1:33.960
3 - 1:38.137	8 - 1:35.812	13 - 1:33.590
4 - 1:35.660	9 - 1:33.769	
5 - 1:35.327	10 - <b>1:32.507</b>	
<b>38</b>	<b>Mike FOWLER</b>	Gemini Mk2
1 - X:00.000	6 - 1:33.771	11 - <b>1:31.487</b>
2 - 1:40.934	7 - 1:36.153	12 - 1:32.327
3 - 1:34.994	8 - 1:32.415	
4 - 1:34.013	9 - 1:31.813	
5 - 1:35.733	10 - 1:31.664	
<b>41</b>	<b>Graham BARRON</b>	Gemini Mk2
1 - X:00.000	6 - 1:36.618	11 - 1:36.924
2 - 1:36.835	7 - 1:38.997	12 - 1:38.940
3 - 1:36.289	8 - 1:36.666	
4 - 1:36.015	9 - 1:36.250	
5 - <b>1:35.882</b>	10 - 1:36.294	
<b>66</b>	<b>Tony PEARSON</b>	Bandini FJ
1 - X:00.000	6 - 1:44.095	
2 - 1:54.037	7 - 1:45.644	
3 - 1:56.659	8 - 1:44.005	
4 - 1:47.897	9 - <b>1:43.075</b>	
5 - 1:43.288	10 - 1:46.540	
<b>91</b>	<b>Patrick BARFORD</b>	Lola Mk2
1 - X:00.000	6 - 1:31.397	11 - 1:50.210
2 - 1:43.065	7 - 1:33.892	12 - 1:33.648
3 - 1:36.934	8 - 1:36.352	
4 - 1:33.473	9 - <b>1:29.617</b>	
5 - 1:32.763	10 - 1:30.488	
<b>93</b>	<b>Rudolf ERNST</b>	Mitter FJ
1 - X:00.000	6 - 1:40.286	11 - 1:50.191
2 - 1:58.886	7 - 1:44.313	
3 - 1:43.971	8 - 1:40.838	
4 - 1:41.022	9 - 1:41.516	
5 - <b>1:39.402</b>	10 - 1:57.717	

**Car 9 requires a working transponder - Regulation Q.12.2.1 refers.**  
**A 30 second penalty will be applied if not working in the race.**

**FJHRA Silverline Historic Formula Junior Front Engined**  
**RACE 1 - QUALIFYING LAP ANALYSIS - Donington Park - 2/3/4 May 2015**  
 (contd.)

<b>110</b>	<b>Taff SMITH</b>	Lola Mk2
1 - X:00.000 2 - 1:54.743 3 - 1:50.214 4 - 1:45.193 5 - <b>1:43.413</b>		
<b>121</b>	<b>Peter MULLEN</b>	OSCA FJ
1 - X:00.000    6 - 1:34.690 2 - 1:36.855 3 - 1:35.356 4 - 1:34.399 5 - <b>1:33.337</b>		
<b>127</b>	<b>Tom DE GRES</b>	Elva 100
1 - X:00.000    6 - 1:43.941    11 - 1:37.969 2 - 1:52.976    7 - 1:43.358    12 - <b>1:35.467</b> 3 - 1:46.769    8 - 1:39.049 4 - 1:45.010    9 - 1:41.167 5 - 1:47.411    10 - 1:43.892		
<b>251</b>	<b>Bernard BROCK</b>	Elva 100
1 - X:00.000    6 - 1:40.414    11 - <b>1:34.462</b> 2 - 1:48.485    7 - 1:37.333    12 - 1:39.151 3 - 1:40.623    8 - 1:38.019 4 - 1:42.160    9 - 1:35.039 5 - 1:37.319    10 - 1:35.167		

**Car 9 requires a working transponder - Regulation Q.12.2.1 refers.**  
**A 30 second penalty will be applied if not working in the race.**



# FJHRA Silverline Historic Formula Junior Front Engined

## RACE 1 - GRID - Donington Park - 2/3/4 May 2015

ROW 14	36	BISHOP	21	BRAND
ROW 13	110	SMITH	22	R. BISHOP-MILLER
ROW 12	13	PUGH	66	PEARSON
ROW 11	31	OLISSOFF	93	ERNST
ROW 10	7	RABAGLIATI	41	BARRON
ROW 9	251	BROCK	127	DE GRES
ROW 8	37	SHEPPARD	121	MULLEN
ROW 7	38	FOWLER	15	PHILLIPS
ROW 6	19	EMMERLING	6	BARLOW
ROW 5	23	ARNOLD	91	BARFORD
ROW 4	10	WALKER	2	WOODHOUSE
ROW 3	3	FLEMING	14	BESLEY
ROW 2	25	TART	9	CHISHOLM
ROW 1	11	MITCHAM	34	ELLINGWORTH
		POLE		

Car 9 requires a working transponder - Regulation Q.12.2.1 refers.

A 30 second penalty will be applied if not working in the race.

These results are provisional until the conclusion of any judicial and technical matters.

Donington Park

Circuit Length = 1.9790 miles.

Start: 09::10 End: 09:30

Clerk of the Course:

Timekeeper:

# FJHRA Silverline Historic Formula Junior Front Engined

## RACE 8 - GRID - Donington Park - 2/3/4 May 2015

ROW 14	36	BISHOP	21	BRAND
ROW 13	110	SMITH	22	R. BISHOP-MILLER
ROW 12	13	PUGH	66	PEARSON
ROW 11	31	OLISSOFF	93	ERNST
ROW 10	7	RABAGLIATI	41	BARRON
ROW 9	251	BROCK	127	DE GRES
ROW 8	37	SHEPPARD	121	MULLEN
ROW 7	38	FOWLER	15	PHILLIPS
ROW 6	19	EMMERLING	6	BARLOW
ROW 5	23	ARNOLD	91	BARFORD
ROW 4	10	WALKER	2	WOODHOUSE
ROW 3	3	FLEMING	14	BESLEY
ROW 2	25	TART	9	CHISHOLM
ROW 1	11	MITCHAM	34	ELLINGWORTH
		POLE		

Car 9 requires a working transponder - Regulation Q.12.2.1 refers.

A 30 second penalty will be applied if not working in the race.

These results are provisional until the conclusion of any judicial and technical matters.

Donington Park

Circuit Length = 1.9790 miles.

Start: 09::10 End: 09:30

Clerk of the Course:

Timekeeper:

**FJHRA Silverline Historic Formula Junior Front Engined  
RACE 1 - CLASSIFICATION - Donington Park - 2/3/4 May 2015**

POS	NO	CL	DRIVER	NAT	CAR	TIME	LAPS	GAP	MPH	BEST
1	11	B2	Will MITCHAM		U2 Mk2	21:33.144	14		77.04	1:27.257
2	25	B2	Andrew TART		Bond FJ	22:02.252	14	29.108	75.34	1:28.829
3	2	B2	Mark WOODHOUSE		Elva 100	22:04.998	14	31.854	75.19	1:29.606
4	34	B2	Richard ELLINGWORTH		Gemini Mk2	22:05.085	14	31.941	75.18	1:27.604
5	3	B2	Justin FLEMING		Lola Mk2	22:30.454	14	57.310	73.77	1:30.839
6	14	B2	Crispian BESLEY		Elva 100	22:42.032	14	1:08.888	73.14	1:31.774
7	10	B2	Mike WALKER		Bond FJ	22:52.239	14	1:19.095	72.60	1:31.725
8	23	B2	John ARNOLD		Elva 100	21:35.653	13	1 LAP	71.39	1:31.570
9	9	B2	John CHISHOLM		Gemini Mk2	22:05.001	13	1 LAP	69.81	1:30.273
10	6	B2	Stephen BARLOW		BMC Mk1	22:25.933	13	1 LAP	68.73	1:34.845
11	15	B2	Ian PHILLIPS		BMC Mk1	22:31.368	13	1 LAP	68.45	1:37.115
12	121	A	Peter MULLEN		OSCA FJ	22:43.337	13	1 LAP	67.85	1:36.825
13	41	B1	Graham BARRON		Gemini Mk2	22:45.419	13	1 LAP	67.74	1:37.411
14	31	B1	Tony OLISOFF		Elfin Mk1	22:46.220	13	1 LAP	67.70	1:35.207
15	91	B2	Patrick BARFORD		Lola Mk2	23:09.064	13	1 LAP	66.59	1:38.620
16	127	B2	Tom DE GRES		Elva 100	21:43.910	12	2 LAPS	65.48	1:41.357
17	251	B2	Bernard BROCK		Elva 100	21:50.056	12	2 LAPS	65.17	1:41.762
18	93	B2	Rudolf ERNST		Mitter FJ	22:27.417	12	2 LAPS	63.36	1:45.630
19	13	A	Richard PUGH		Stanguellini FJ	23:04.258	12	2 LAPS	61.68	1:46.632
20	7	B2	Duncan RABAGLIATI		Alexis HF1	24:04.050	12	2 LAPS	59.12	1:42.067
21	36	B2	David BISHOP		Elva 100	21:41.090	11	3 LAPS	60.14	1:53.187
22	66	A	Tony PEARSON		Bandini FJ	22:27.013	11	3 LAPS	58.09	1:47.078
23	22	B2	R. BISHOP-MILLER		Autosport Mk2	19:50.787	10	4 LAPS	59.73	1:53.557
24	37	A	Martin SHEPPARD		Stanguellini FJ	13:46.260	8	6 LAPS	68.84	1:36.089
25	38	B2	Mike FOWLER		Gemini Mk2		0	14 LAPS	N/A	

**FASTEST LAP**

11	B2	Will MITCHAM	U2 Mk2	1:27.257	6	81.64mph	131.40kph
31	B1	Tony OLISOFF	Elfin Mk1	1:35.207	6	74.83mph	120.42kph
37	A	Martin SHEPPARD	Stanguellini FJ	1:36.089	6	74.14mph	119.32kph

**CARS 19, 21, 110 - NON STARTERS**

**Weather/Track: Drizzle/Damp**

**These results are provisional until the conclusion of any judicial and technical matters.**

Donington Park

Circuit Length = 1.9790 miles.

Start: 14:27 End: 14:49

Clerk of the Course:

Timekeeper:

## FJHRA Silverline Historic Formula Junior Front Engined RACE 1 - LAP ANALYSIS - Donington Park - 2/3/4 May 2015

<b>2</b>	<b>Mark WOODHOUSE</b>	Elva 100
1 - 1:49.787	6 - 1:30.499	11 - 1:38.936
2 - 1:34.842	7 - 1:30.268	12 - 1:37.341
3 - 1:33.172	8 - 1:29.719	13 - 1:36.010
4 - 1:32.166	9 - 1:31.270	14 - 1:34.734
5 - <b>1:29.606</b>	10 - 1:36.648	
<b>3</b>	<b>Justin FLEMING</b>	Lola Mk2
1 - 1:46.472	6 - 1:32.741	11 - 1:42.875
2 - 1:38.011	7 - 1:33.434	12 - 1:46.290
3 - 1:35.759	8 - 1:31.942	13 - 1:37.513
4 - <b>1:30.839</b>	9 - 1:31.817	14 - 1:34.822
5 - 1:31.496	10 - 1:36.443	
<b>6</b>	<b>Stephen BARLOW</b>	BMC Mk1
1 - 2:02.245	6 - 1:37.663	11 - 1:49.342
2 - 1:50.811	7 - <b>1:34.845</b>	12 - 1:45.108
3 - 1:40.747	8 - 1:37.426	13 - 1:44.138
4 - 1:38.049	9 - 1:41.258	
5 - 1:35.366	10 - 1:48.935	
<b>7</b>	<b>Duncan RABAGLIATI</b>	Alexis HF1
1 - 2:06.976	6 - 1:45.573	11 - 2:16.285
2 - 1:50.122	7 - 1:51.520	12 - 2:46.190P
3 - 1:46.261	8 - 2:00.737	
4 - <b>1:42.067</b>	9 - 2:10.797	
5 - 1:42.506	10 - 2:05.016	
<b>9</b>	<b>John CHISHOLM</b>	Gemini Mk2
1 - 1:50.758	6 - 1:32.697	11 - 1:44.720
2 - 1:37.823	7 - 1:32.308	12 - 1:40.521
3 - 1:34.963	8 - <b>1:30.273</b>	13 - 1:38.877
4 - 1:31.827	9 - 2:32.652	
5 - 1:31.555	10 - 1:46.027	
<b>10</b>	<b>Mike WALKER</b>	Bond FJ
1 - 1:53.657	6 - <b>1:31.725</b>	11 - 1:39.874
2 - 1:40.789	7 - 1:31.803	12 - 1:43.191
3 - 1:40.146	8 - 1:33.618	13 - 1:38.126
4 - 1:36.097	9 - 1:35.150	14 - 1:36.379
5 - 1:32.862	10 - 1:38.822	

**CARS 19, 21, 110 - NON STARTERS**  
Weather/Track: Drizzle/Damp

**FJHRA Silverline Historic Formula Junior Front Engined  
RACE 1 - LAP ANALYSIS - Donington Park - 2/3/4 May 2015  
(contd.)**

<b>11</b>	<b>Will MITCHAM</b>	U2 Mk2
1 - 1:43.059	6 - <b>1:27.257</b>	11 - 1:36.703
2 - 1:34.339	7 - 1:29.316	12 - 1:37.462
3 - 1:30.522	8 - 1:27.677	13 - 1:34.647
4 - 1:27.820	9 - 1:28.423	14 - 1:34.174
5 - 1:29.557	10 - 1:32.188	
<b>13</b>	<b>Richard PUGH</b>	Stanguellini FJ
1 - 2:10.935	6 - 1:50.015	11 - 1:54.797
2 - 1:54.418	7 - <b>1:46.632</b>	12 - 1:51.784
3 - 1:51.069	8 - 1:47.334	
4 - 1:46.649	9 - 1:51.193	
5 - 1:48.717	10 - 2:30.715	
<b>14</b>	<b>Crispian BESLEY</b>	Elva 100
1 - 1:59.718	6 - 1:32.285	11 - 1:45.039
2 - 1:36.804	7 - 1:32.171	12 - 1:41.131
3 - 1:35.781	8 - <b>1:31.774</b>	13 - 1:37.884
4 - 1:33.012	9 - 1:33.050	14 - 1:35.645
5 - 1:32.190	10 - 1:35.548	
<b>15</b>	<b>Ian PHILLIPS</b>	BMC Mk1
1 - 2:02.921	6 - 1:37.793	11 - 1:48.816
2 - 1:47.270	7 - <b>1:37.115</b>	12 - 1:44.898
3 - 1:40.748	8 - 1:37.834	13 - 1:42.817
4 - 1:38.535	9 - 1:44.210	
5 - 1:37.483	10 - 1:50.928	
<b>22</b>	<b>R. BISHOP-MILLER</b>	Autosport Mk2
1 - 2:14.400	6 - 1:54.257	
2 - 1:56.451	7 - 1:55.323	
3 - 1:55.561	8 - 1:58.983	
4 - <b>1:53.557</b>	9 - 1:59.006	
5 - 1:53.858	10 - 2:09.391	
<b>23</b>	<b>John ARNOLD</b>	Elva 100
1 - 1:54.624	6 - <b>1:31.570</b>	11 - 1:44.385
2 - 1:42.948	7 - 1:33.292	12 - 1:46.264
3 - 1:38.442	8 - 1:33.913	13 - 1:43.542
4 - 1:36.884	9 - 1:34.383	
5 - 1:32.478	10 - 1:42.928	

**CARS 19, 21, 110 - NON STARTERS**  
Weather/Track: Drizzle/Damp

**FJHRA Silverline Historic Formula Junior Front Engined  
RACE 1 - LAP ANALYSIS - Donington Park - 2/3/4 May 2015  
(contd.)**

<b>25</b>	<b>Andrew TART</b>	Bond FJ
1 - 1:51.135	6 - <b>1:28.829</b>	11 - 1:36.563
2 - 1:34.295	7 - 1:29.442	12 - 1:39.162
3 - 1:33.709	8 - 1:29.699	13 - 1:35.824
4 - 1:30.532	9 - 1:30.596	14 - 1:37.397
5 - 1:29.197	10 - 1:35.872	
<b>31</b>	<b>Tony OLISSOFF</b>	Elfin Mk1
1 - 2:03.971	6 - <b>1:35.207</b>	11 - 1:46.985
2 - 1:57.510	7 - 1:43.469	12 - 1:37.866
3 - 1:40.291	8 - 1:35.929	13 - 1:37.082
4 - 1:36.778	9 - 2:11.009	
5 - 1:36.443	10 - 1:43.680	
<b>34</b>	<b>Richard ELLINGWORTH</b>	Gemini Mk2
1 - 1:46.931	6 - 1:28.936	11 - 1:37.336
2 - 1:35.059	7 - 1:27.966	12 - 1:57.549
3 - 1:33.021	8 - <b>1:27.604</b>	13 - 1:34.529
4 - 1:29.578	9 - 1:29.962	14 - 1:30.743
5 - 1:29.121	10 - 1:36.750	
<b>36</b>	<b>David BISHOP</b>	Elva 100
1 - 2:12.257	6 - 1:56.369	11 - 1:59.607
2 - 1:56.436	7 - <b>1:53.187</b>	
3 - 1:54.524	8 - 1:58.196	
4 - 1:55.002	9 - 1:56.751	
5 - 1:57.323	10 - 2:01.438	
<b>37</b>	<b>Martin SHEPPARD</b>	Stanguellini FJ
1 - 2:05.342	6 - <b>1:36.089</b>	
2 - 1:49.011	7 - 1:38.049	
3 - 1:45.156	8 - 1:37.442	
4 - 1:38.600		
5 - 1:36.571		
<b>38</b>	<b>Mike FOWLER</b>	Gemini Mk2

**CARS 19, 21, 110 - NON STARTERS**  
Weather/Track: Drizzle/Damp

**FJHRA Silverline Historic Formula Junior Front Engined  
RACE 1 - LAP ANALYSIS - Donington Park - 2/3/4 May 2015  
(contd.)**

<b>41</b>	<b>Graham BARRON</b>	Gemini Mk2
1 - 2:02.696	6 - <b>1:37.411</b>	11 - 1:48.654
2 - 1:45.384	7 - 1:39.214	12 - 1:46.161
3 - 1:42.534	8 - 1:42.651	13 - 1:41.577
4 - 1:41.378	9 - 1:49.433	
5 - 1:39.638	10 - 1:48.688	
<b>66</b>	<b>Tony PEARSON</b>	Bandini FJ
1 - 2:11.259	6 - 2:06.375	11 - 2:16.058
2 - 1:53.575	7 - 1:56.758	
3 - 1:50.352	8 - 2:04.794	
4 - <b>1:47.078</b>	9 - 2:01.280	
5 - 1:48.818	10 - 2:30.666	
<b>91</b>	<b>Patrick BARFORD</b>	Lola Mk2
1 - 2:13.313	6 - 1:40.809	11 - 1:50.179
2 - 1:50.253	7 - 1:39.192	12 - 1:45.157
3 - 1:44.860	8 - <b>1:38.620</b>	13 - 1:46.129
4 - 1:40.974	9 - 1:41.991	
5 - 1:40.562	10 - 1:57.025	
<b>93</b>	<b>Rudolf ERNST</b>	Mitter FJ
1 - 2:09.140	6 - 1:49.898	11 - 1:50.903
2 - 1:48.513	7 - 1:46.292	12 - 1:48.764
3 - 1:47.392	8 - <b>1:45.630</b>	
4 - 2:02.253	9 - 1:49.310	
5 - 1:45.895	10 - 2:03.427	
<b>121</b>	<b>Peter MULLEN</b>	OSCA FJ
1 - 2:06.502	6 - <b>1:36.825</b>	11 - 1:50.430
2 - 1:47.314	7 - 1:37.314	12 - 1:47.436
3 - 1:43.356	8 - 1:38.553	13 - 1:45.224
4 - 1:40.793	9 - 1:42.991	
5 - 1:40.183	10 - 1:46.416	
<b>127</b>	<b>Tom DE GRES</b>	Elva 100
1 - 2:06.808	6 - 1:44.982	11 - 1:52.407
2 - 1:50.850	7 - 1:44.459	12 - 1:50.454
3 - 1:47.073	8 - 1:43.435	
4 - <b>1:41.357</b>	9 - 1:47.633	
5 - 1:42.445	10 - 1:52.007	

**CARS 19, 21, 110 - NON STARTERS**  
Weather/Track: Drizzle/Damp

**FJHRA Silverline Historic Formula Junior Front Engined  
RACE 1 - LAP ANALYSIS - Donington Park - 2/3/4 May 2015  
(contd.)**

<b>251</b>	<b>Bernard BROCK</b>	Elva 100
1 - 2:01.824	6 - 1:44.754	11 - 1:50.080
2 - 1:51.163	7 - <b>1:41.762</b>	12 - 1:46.861
3 - 1:58.145	8 - 1:43.301	
4 - 1:46.874	9 - 1:49.683	
5 - 1:43.418	10 - 1:52.191	

**CARS 19, 21, 110 - NON STARTERS**  
**Weather/Track: Drizzle/Damp**



**FJHRA Silverline Historic Formula Junior Front Engined  
RACE 1 - LAP CHART - Donington Park - 2/3/4 May 2015**

Lap 1			Lap 2			Lap 3			Lap 4			Lap 5		
No	Behind	Laptime	No	Behind	Laptime	No	Behind	Laptime	No	Behind	Laptime	No	Behind	Laptime
11		1:43.059	11		1:34.339	11		1:30.522	11		1:27.820	11		1:29.557
3	3.413	1:46.472	34	4.592	1:35.059	34	7.091	1:33.021	34	8.849	1:29.578	93	1 LAP	2:02.253
34	3.872	1:46.931	3	7.085	1:38.011	2	9.881	1:33.172	25	13.931	1:30.532	34	8.413	1:29.121
2	6.728	1:49.787	2	7.231	1:34.842	25	11.219	1:33.709	2	14.227	1:32.166	36	1 LAP	1:55.002
9	7.699	1:50.758	25	8.032	1:34.295	3	12.322	1:35.759	3	15.341	1:30.839	25	13.571	1:29.197
25	8.076	1:51.135	9	11.183	1:37.823	9	15.624	1:34.963	9	19.631	1:31.827	2	14.276	1:29.606
10	10.598	1:53.657	10	17.048	1:40.789	14	24.383	1:35.781	14	29.575	1:33.012	22	1 LAP	1:53.557
23	11.565	1:54.624	14	19.124	1:36.804	10	26.672	1:40.146	10	34.949	1:36.097	3	17.280	1:31.496
14	16.659	1:59.718	23	20.174	1:42.948	23	28.094	1:38.442	23	37.158	1:36.884	9	21.629	1:31.555
251	18.765	2:01.824	41	30.682	1:45.384	41	42.694	1:42.534	15	53.734	1:38.535	14	32.208	1:32.190
6	19.186	2:02.245	15	32.793	1:47.270	15	43.019	1:40.748	6	56.112	1:38.049	10	38.254	1:32.862
41	19.637	2:02.696	251	35.589	1:51.163	6	45.883	1:40.747	41	56.252	1:41.378	23	40.079	1:32.478
15	19.862	2:02.921	6	35.658	1:50.811	121	49.252	1:43.356	121	1:02.225	1:40.793	15	1:01.660	1:37.483
31	20.912	2:03.971	121	36.418	1:47.314	37	51.589	1:45.156	37	1:02.369	1:38.600	6	1:01.921	1:35.366
37	22.283	2:05.342	37	36.955	1:49.011	31	53.852	1:40.291	31	1:02.810	1:36.778	41	1:06.333	1:39.638
121	23.443	2:06.502	7	39.700	1:50.122	7	55.439	1:46.261	7	1:09.686	1:42.067	37	1:09.383	1:36.571
127	23.749	2:06.808	127	40.260	1:50.850	127	56.811	1:47.073	127	1:10.348	1:41.357	31	1:09.696	1:36.443
7	23.917	2:06.976	93	40.255	1:48.513	93	57.125	1:47.392	91	1:13.660	1:40.974	121	1:12.851	1:40.183
93	26.081	2:09.140	31	44.083	1:57.510	91	1:00.506	1:44.860	251	1:22.266	1:46.874	7	1:22.635	1:42.506
13	27.876	2:10.935	91	46.168	1:50.253	251	1:03.212	1:58.145	66	1:26.524	1:47.078	127	1:23.236	1:42.445
66	28.200	2:11.259	66	47.436	1:53.575	66	1:07.266	1:50.352	13	1:27.331	1:46.649	91	1:24.665	1:40.562
36	29.198	2:12.257	13	47.955	1:54.418	13	1:08.502	1:51.069						
91	30.254	2:13.313	36	51.295	1:56.436	36	1:15.297	1:54.524						
22	31.341	2:14.400	22	53.453	1:56.451	22	1:18.492	1:55.561						

**CARS 19, 21, 110 - NON STARTERS**  
Weather/Track: Drizzle/Damp

**FJHRA Silverline Historic Formula Junior Front Engined**  
**RACE 1 - LAP CHART - Donington Park - 2/3/4 May 2015**  
 (contd.)

Lap 6			Lap 7			Lap 8			Lap 9			Lap 10		
No	Behind	Laptime	No	Behind	Laptime	No	Behind	Laptime	No	Behind	Laptime	No	Behind	Laptime
11		1:27.257	11		1:29.316	11		1:27.677	11		1:28.423	11		1:32.188
251	1 LAP	1:43.418	34	8.742	1:27.966	121	1 LAP	1:37.314	15	1 LAP	1:37.834	9	1 LAP	2:32.652
34	10.092	1:28.936	91	1 LAP	1:40.809	31	1 LAP	1:43.469	22	2 LAPS	1:55.323	6	1 LAP	1:41.258
25	15.143	1:28.829	7	1 LAP	1:45.573	34	8.669	1:27.604	36	2 LAPS	1:53.187	15	1 LAP	1:44.210
2	17.518	1:30.499	127	1 LAP	1:44.982	25	17.291	1:29.699	37	1 LAP	1:37.442	34	14.770	1:36.750
66	1 LAP	1:48.818	25	15.269	1:29.442	91	1 LAP	1:39.192	34	10.208	1:29.962	25	23.148	1:35.872
13	1 LAP	1:48.717	2	18.470	1:30.268	2	20.512	1:29.719	31	1 LAP	1:35.929	121	1 LAP	1:42.991
93	1 LAP	1:45.895	251	1 LAP	1:44.754	127	1 LAP	1:44.459	121	1 LAP	1:38.553	2	27.819	1:36.648
3	22.764	1:32.741	3	26.882	1:33.434	3	31.147	1:31.942	41	1 LAP	1:42.651	66	2 LAPS	2:04.794
9	27.069	1:32.697	9	30.061	1:32.308	9	32.657	1:30.273	25	19.464	1:30.596	41	1 LAP	1:49.433
14	37.236	1:32.285	13	1 LAP	1:50.015	7	1 LAP	1:51.520	2	23.359	1:31.270	22	2 LAPS	1:58.983
22	1 LAP	1:53.858	14	40.091	1:32.171	251	1 LAP	1:41.762	91	1 LAP	1:38.620	36	2 LAPS	1:58.196
10	42.722	1:31.725	93	1 LAP	1:49.898	14	44.188	1:31.774	3	34.541	1:31.817	3	38.796	1:36.443
36	1 LAP	1:57.323	10	45.209	1:31.803	10	51.150	1:33.618	127	1 LAP	1:43.435	91	1 LAP	1:41.991
23	44.392	1:31.570	23	48.368	1:33.292	23	54.604	1:33.913	14	48.815	1:33.050	31	1 LAP	2:11.009
15	1:12.196	1:37.793	66	1 LAP	2:06.375	13	1 LAP	1:46.632	251	1 LAP	1:43.301	14	52.175	1:35.548
6	1:12.327	1:37.663	22	1 LAP	1:54.257	93	1 LAP	1:46.292	10	57.877	1:35.150	127	1 LAP	1:47.633
41	1:16.487	1:37.411	36	1 LAP	1:56.369	66	1 LAP	1:56.758	23	1:00.564	1:34.383	10	1:04.511	1:38.822
31	1:17.646	1:35.207	6	1:17.856	1:34.845	6	1:27.605	1:37.426	7	1 LAP	2:00.737	251	1 LAP	1:49.683
37	1:18.215	1:36.089	15	1:19.995	1:37.115				93	1 LAP	1:45.630	23	1:11.304	1:42.928
121	1:22.419	1:36.825	41	1:26.385	1:39.214				13	1 LAP	1:47.334	93	1 LAP	1:49.310
			37	1:26.948	1:38.049									

**CARS 19, 21, 110 - NON STARTERS**  
**Weather/Track: Drizzle/Damp**

**FJHRA Silverline Historic Formula Junior Front Engined**  
**RACE 1 - LAP CHART - Donington Park - 2/3/4 May 2015**  
 (contd.)

Lap 11			Lap 12			Lap 13			Lap 14			Lap 15		
No	Behind	Laptime	No	Behind	Laptime	No	Behind	Laptime	No	Behind	Laptime	No	Behind	Laptime
11		1:36.703	11		1:37.462	11		1:34.647	11		1:34.174			
13	2 LAPS	1:51.193	9	1 LAP	1:44.720	251	2 LAPS	1:50.080	23	1 LAP	1:43.542			
7	2 LAPS	2:10.797	93	2 LAPS	2:03.427	66	3 LAPS	2:30.666	36	3 LAPS	1:59.607			
9	1 LAP	1:46.027	25	24.708	1:39.162	25	25.885	1:35.824	127	2 LAPS	1:50.454			
34	15.403	1:37.336	2	29.931	1:37.341	9	1 LAP	1:40.521	251	2 LAPS	1:46.861			
6	1 LAP	1:48.935	6	1 LAP	1:49.342	2	31.294	1:36.010	25	29.108	1:37.397			
25	23.008	1:36.563	34	35.490	1:57.549	34	35.372	1:34.529	9	1 LAP	1:38.877			
15	1 LAP	1:50.928	7	2 LAPS	2:05.016	93	2 LAPS	1:50.903	2	31.854	1:34.734			
2	30.052	1:38.936	15	1 LAP	1:48.816	6	1 LAP	1:45.108	34	31.941	1:30.743			
121	1 LAP	1:46.416	121	1 LAP	1:50.430	15	1 LAP	1:44.898	6	1 LAP	1:44.138			
41	1 LAP	1:48.688	41	1 LAP	1:48.654	3	56.662	1:37.513	66	3 LAPS	2:16.058			
3	44.968	1:42.875	13	2 LAPS	2:30.715	121	1 LAP	1:47.436	93	2 LAPS	1:48.764			
36	2 LAPS	1:56.751	3	53.796	1:46.290	41	1 LAP	1:46.161	3	57.310	1:34.822			
66	2 LAPS	2:01.280	14	1:04.180	1:41.131	14	1:07.417	1:37.884	15	1 LAP	1:42.817			
22	2 LAPS	1:59.006	31	1 LAP	1:46.985	31	1 LAP	1:37.866	14	1:08.888	1:35.645			
31	1 LAP	1:43.680	10	1:13.411	1:43.191	13	2 LAPS	1:54.797	121	1 LAP	1:45.224			
14	1:00.511	1:45.039	91	1 LAP	1:50.179	10	1:16.890	1:38.126	41	1 LAP	1:41.577			
91	1 LAP	1:57.025	36	2 LAPS	2:01.438	7	2 LAPS	2:16.285	31	1 LAP	1:37.082			
10	1:07.682	1:39.874	22	2 LAPS	2:09.391	91	1 LAP	1:45.157	10	1:19.095	1:36.379			
127	1 LAP	1:52.007	23	1:27.788	1:46.264				13	2 LAPS	1:51.784			
23	1:18.986	1:44.385	127	1 LAP	1:52.407				91	1 LAP	1:46.129			
251	1 LAP	1:52.191							7	2 LAPS	2:46.190P			

**CARS 19, 21, 110 - NON STARTERS**  
**Weather/Track: Drizzle/Damp**

**FJHRA Silverline Historic Formula Junior Front Engined  
RACE 8 - CLASSIFICATION - Donington Park - 2/3/4 May 2015**

POS	NO	CL	DRIVER	NAT	CAR	TIME	LAPS	GAP	MPH	BEST
1	11	B2	Will MITCHAM		U2 Mk2	21:03.729	15		84.47	1:22.834
2	34	B2	Richard ELLINGWORTH		Gemini Mk2	21:35.582	15	31.853	82.39	1:25.123
3	2	B2	Mark WOODHOUSE		Elva 100	21:41.624	15	37.895	82.01	1:25.646
4	25	B2	Andrew TART		Bond FJ	21:58.057	15	54.328	80.99	1:26.110
5	3	B2	Justin FLEMING		Lola Mk2	21:59.860	15	56.131	80.88	1:26.006
6	9	B2	John CHISHOLM		Gemini Mk2	22:21.044	15	1:17.315	79.60	1:27.549
7	23	B2	John ARNOLD		Elva 100	22:22.227	15	1:18.498	79.53	1:27.502
8	10	B2	Mike WALKER		Bond FJ	21:08.793	14	1 LAP	78.52	1:28.074
9	14	B2	Crispian BESLEY		Elva 100	21:21.809	14	1 LAP	77.72	1:26.433
10	91	B2	Patrick BARFORD		Lola Mk2	21:26.372	14	1 LAP	77.45	1:27.794
11	6	B2	Stephen BARLOW		BMC Mk1	21:28.602	14	1 LAP	77.31	1:29.774
12	121	A	Peter MULLEN		OSCA FJ	21:47.485	14	1 LAP	76.20	1:31.417
13	15	B2	Ian PHILLIPS		BMC Mk1	22:01.175	14	1 LAP	75.41	1:31.720
14	251	B2	Bernard BROCK		Elva 100	22:16.393	14	1 LAP	74.55	1:33.022
15	37	A	Martin SHEPPARD		Stanguellini FJ	22:16.665	14	1 LAP	74.53	1:32.279
16	7	B2	Duncan RABAGLIATI		Alexis HF1	21:33.915	13	2 LAPS	71.49	1:37.540
17	127	B2	Tom DE GRES		Elva 100	22:04.512	13	2 LAPS	69.84	1:37.265
18	36	B2	David BISHOP		Elva 100	22:16.195	13	2 LAPS	69.23	1:39.484
19	13	A	Richard PUGH		Stanguellini FJ	22:23.545	13	2 LAPS	68.85	1:39.715
20	41	B1	Graham BARRON		Gemini Mk2	20:17.615	12	3 LAPS	70.12	1:34.654
21	22	B2	R. BISHOP-MILLER		Autosport Mk2	21:20.187	12	3 LAPS	66.69	1:43.014
22	66	A	Tony PEARSON		Bandini FJ	21:29.047	12	3 LAPS	66.23	1:43.587
23	38	B2	Mike FOWLER		Gemini Mk2	14:09.327	9	6 LAPS	75.36	1:32.159
24	31	B1	Tony OLISOFF		Elfin Mk1	9:39.846	6	9 LAPS	73.52	1:31.727
25	93	B2	Rudolf ERNST		Mitter FJ	11:02.295	6	9 LAPS	64.37	1:44.425

**FASTEST LAP**

11	B2	Will MITCHAM	U2 Mk2	1:22.834	4	86.00mph	138.41kph
121	A	Peter MULLEN	OSCA FJ	1:31.417	14	77.93mph	125.42kph
31	B1	Tony OLISOFF	Elfin Mk1	1:31.727	3	77.67mph	124.99kph

**CARS 19, 21, 110 - NON STARTERS**

**Weather/Track: Bright/Dry**

**These results are provisional until the conclusion of any judicial and technical matters.**

Donington Park

Circuit Length = 1.9790 miles.

Start: 14:47 End: 15:08

Clerk of the Course:

Timekeeper:

**FJHRA Silverline Historic Formula Junior Front Engined  
RACE 8 - LAP ANALYSIS - Donington Park - 2/3/4 May 2015**

<b>2</b>	<b>Mark WOODHOUSE</b>	Elva 100
1 - 1:31.503	6 - 1:27.358	11 - 1:26.280
2 - 1:26.495	7 - 1:26.457	12 - 1:25.787
3 - 1:26.153	8 - 1:26.282	13 - 1:27.447
4 - 1:25.896	9 - 1:26.108	14 - 1:27.067
5 - <b>1:25.646</b>	10 - 1:25.928	15 - 1:27.217
<b>3</b>	<b>Justin FLEMING</b>	Lola Mk2
1 - 1:31.042	6 - 1:30.096	11 - <b>1:26.006</b>
2 - 1:29.303	7 - 1:29.973	12 - 1:26.800
3 - 1:26.950	8 - 1:28.149	13 - 1:28.985
4 - 1:26.141	9 - 1:27.325	14 - 1:28.260
5 - 1:26.080	10 - 1:26.796	15 - 1:27.954
<b>6</b>	<b>Stephen BARLOW</b>	BMC Mk1
1 - 1:39.286	6 - <b>1:29.774</b>	11 - 1:30.273
2 - 1:31.753	7 - 1:31.015	12 - 1:33.386
3 - 1:32.744	8 - 1:31.750	13 - 1:30.178
4 - 1:31.424	9 - 1:32.327	14 - 1:32.470
5 - 1:31.816	10 - 1:30.406	
<b>7</b>	<b>Duncan RABAGLIATI</b>	Alexis HF1
1 - 1:48.082	6 - 1:38.467	11 - 1:39.372
2 - 1:38.083	7 - 1:38.989	12 - 1:38.846
3 - 1:37.573	8 - 1:38.441	13 - 1:40.830
4 - <b>1:37.540</b>	9 - 1:39.066	
5 - 1:39.730	10 - 1:38.896	
<b>9</b>	<b>John CHISHOLM</b>	Gemini Mk2
1 - 1:39.586	6 - 1:27.915	11 - 1:29.027
2 - 1:29.592	7 - 1:29.910	12 - 1:28.835
3 - 1:28.355	8 - 1:29.776	13 - 1:27.813
4 - 1:28.443	9 - 1:28.323	14 - 1:28.446
5 - <b>1:27.549</b>	10 - 1:28.271	15 - 1:29.203
<b>10</b>	<b>Mike WALKER</b>	Bond FJ
1 - 1:37.185	6 - 1:28.520	11 - 1:28.186
2 - 1:35.712	7 - 1:28.951	12 - 1:29.064
3 - 1:31.849	8 - 1:31.073	13 - 1:29.264
4 - 1:31.517	9 - 1:30.763	14 - 1:29.145
5 - 1:29.490	10 - <b>1:28.074</b>	

**CARS 19, 21, 110 - NON STARTERS**  
Weather/Track: Bright/Dry

**FJHRA Silverline Historic Formula Junior Front Engined  
RACE 8 - LAP ANALYSIS - Donington Park - 2/3/4 May 2015  
(contd.)**

<b>11</b>	<b>Will MITCHAM</b>	U2 Mk2
1 - 1:26.784	6 - 1:23.735	11 - 1:24.092
2 - 1:23.153	7 - 1:23.555	12 - 1:22.886
3 - 1:22.867	8 - 1:25.022	13 - 1:22.937
4 - <b>1:22.834</b>	9 - 1:22.862	14 - 1:23.748
5 - 1:27.636	10 - 1:28.102	15 - 1:23.516
<b>13</b>	<b>Richard PUGH</b>	Stanguellini FJ
1 - 1:51.673	6 - 1:43.372	11 - <b>1:39.715</b>
2 - 1:44.531	7 - 1:44.093	12 - 1:40.941
3 - 1:43.677	8 - 1:41.252	13 - 1:44.108
4 - 1:44.235	9 - 1:40.822	
5 - 1:43.219	10 - 1:41.907	
<b>14</b>	<b>Crispian BESLEY</b>	Elva 100
1 - 1:32.463	6 - 1:28.132	11 - 1:29.968
2 - 1:27.813	7 - 1:31.201	12 - 1:27.985
3 - 1:28.243	8 - 1:27.091	13 - 1:27.701
4 - 1:27.558	9 - 1:26.841	14 - 2:13.170
5 - 1:27.210	10 - <b>1:26.433</b>	
<b>15</b>	<b>Ian PHILLIPS</b>	BMC Mk1
1 - 1:40.471	6 - 1:34.759	11 - 1:33.423
2 - <b>1:31.720</b>	7 - 1:33.672	12 - 1:35.937
3 - 1:32.105	8 - 1:35.504	13 - 1:33.498
4 - 1:33.687	9 - 1:34.229	14 - 1:35.880
5 - 1:32.991	10 - 1:33.299	
<b>22</b>	<b>R. BISHOP-MILLER</b>	Autosport Mk2
1 - 1:58.077	6 - 1:44.880	11 - 1:47.175
2 - 1:47.313	7 - 1:44.309	12 - 1:47.765
3 - 1:45.206	8 - <b>1:43.014</b>	
4 - 1:44.400	9 - 1:45.272	
5 - 1:46.288	10 - 1:46.488	
<b>23</b>	<b>John ARNOLD</b>	Elva 100
1 - 1:32.938	6 - 1:28.841	11 - 1:31.032
2 - 1:28.816	7 - 1:31.161	12 - 1:30.798
3 - 1:27.909	8 - 1:28.026	13 - 1:30.058
4 - 1:27.653	9 - <b>1:27.502</b>	14 - 1:30.472
5 - 1:27.838	10 - 1:28.956	15 - 1:30.227

**CARS 19, 21, 110 - NON STARTERS**  
Weather/Track: Bright/Dry

**FJHRA Silverline Historic Formula Junior Front Engined  
RACE 8 - LAP ANALYSIS - Donington Park - 2/3/4 May 2015  
(contd.)**

<b>25</b>	<b>Andrew TART</b>	Bond FJ
1 - 1:32.234	6 - 1:29.597	11 - 1:27.604
2 - 1:27.671	7 - 1:29.382	12 - 1:27.351
3 - 1:26.664	8 - 1:26.808	13 - 1:27.257
4 - 1:27.264	9 - 1:26.631	14 - 1:27.341
5 - <b>1:26.110</b>	10 - 1:26.670	15 - 1:29.473
<b>31</b>	<b>Tony OLISSOFF</b>	Elfin Mk1
1 - 1:42.288	6 - 1:48.492	
2 - 1:32.256		
3 - <b>1:31.727</b>		
4 - 1:32.132		
5 - 1:32.951		
<b>34</b>	<b>Richard ELLINGWORTH</b>	Gemini Mk2
1 - 1:27.756	6 - 1:27.968	11 - 1:26.100
2 - <b>1:25.123</b>	7 - 1:25.964	12 - 1:25.240
3 - 1:25.444	8 - 1:26.401	13 - 1:26.321
4 - 1:25.829	9 - 1:27.005	14 - 1:25.537
5 - 1:26.519	10 - 1:26.638	15 - 1:27.737
<b>36</b>	<b>David BISHOP</b>	Elva 100
1 - 1:53.851	6 - 1:43.153	11 - 1:39.956
2 - 1:43.419	7 - 1:44.089	12 - 1:41.428
3 - 1:42.604	8 - 1:41.187	13 - 1:39.531
4 - 1:43.091	9 - 1:40.962	
5 - 1:43.440	10 - <b>1:39.484</b>	
<b>37</b>	<b>Martin SHEPPARD</b>	Stanguellini FJ
1 - 1:43.747	6 - 1:34.254	11 - 1:33.169
2 - 1:38.635	7 - 1:33.573	12 - 1:33.004
3 - 1:37.464	8 - 1:33.469	13 - 1:33.984
4 - 1:36.845	9 - <b>1:32.279</b>	14 - 1:37.323
5 - 1:35.122	10 - 1:33.797	
<b>38</b>	<b>Mike FOWLER</b>	Gemini Mk2
1 - 1:38.623	6 - 1:33.727	
2 - <b>1:32.159</b>	7 - 1:32.896	
3 - 1:32.570	8 - 1:34.580	
4 - 1:34.117	9 - 1:37.348	
5 - 1:33.307		

**CARS 19, 21, 110 - NON STARTERS**  
Weather/Track: Bright/Dry

**FJHRA Silverline Historic Formula Junior Front Engined  
RACE 8 - LAP ANALYSIS - Donington Park - 2/3/4 May 2015  
(contd.)**

<b>41</b>	<b>Graham BARRON</b>	Gemini Mk2
1 - 1:53.369	6 - 1:35.233	11 - 1:56.538
2 - 1:37.807	7 - 1:34.751	12 - 1:53.955
3 - 1:35.802	8 - 1:35.158	
4 - 1:34.769	9 - <b>1:34.654</b>	
5 - 1:36.285	10 - 1:49.294	
<b>66</b>	<b>Tony PEARSON</b>	Bandini FJ
1 - 1:55.660	6 - 1:48.949	11 - 1:44.810
2 - 1:49.447	7 - 1:48.261	12 - <b>1:43.587</b>
3 - 1:44.604	8 - 1:48.526	
4 - 1:43.865	9 - 1:49.699	
5 - 1:44.667	10 - 1:46.972	
<b>91</b>	<b>Patrick BARFORD</b>	Lola Mk2
1 - 1:36.479	6 - 1:30.746	11 - 1:30.591
2 - 1:31.872	7 - 1:30.538	12 - 1:29.467
3 - 1:31.763	8 - 1:42.835	13 - <b>1:27.794</b>
4 - 1:30.747	9 - 1:30.273	14 - 1:31.068
5 - 1:31.329	10 - 1:30.870	
<b>93</b>	<b>Rudolf ERNST</b>	Mitter FJ
1 - 1:56.264	6 - 2:04.053P	
2 - <b>1:44.425</b>		
3 - 1:45.561		
4 - 1:46.811		
5 - 1:45.181		
<b>121</b>	<b>Peter MULLEN</b>	OSCA FJ
1 - 1:44.535	6 - 1:33.135	11 - 1:33.091
2 - 1:33.468	7 - 1:31.995	12 - 1:32.419
3 - 1:32.617	8 - 1:32.588	13 - 1:32.669
4 - 1:32.147	9 - 1:33.548	14 - <b>1:31.417</b>
5 - 1:31.874	10 - 1:31.982	
<b>127</b>	<b>Tom DE GRES</b>	Elva 100
1 - 1:53.420	6 - 1:39.654	11 - 1:38.829
2 - 1:46.204	7 - 1:42.605	12 - 1:38.285
3 - 1:47.047	8 - <b>1:37.265</b>	13 - 1:40.548
4 - 1:43.566	9 - 1:38.473	
5 - 1:41.123	10 - 1:37.493	

**CARS 19, 21, 110 - NON STARTERS**  
Weather/Track: Bright/Dry



**FJHRA Silverline Historic Formula Junior Front Engined  
RACE 8 - LAP ANALYSIS - Donington Park - 2/3/4 May 2015  
(contd.)**

<b>251</b>	<b>Bernard BROCK</b>	Elva 100
1 - 1:45.049	6 - 1:33.952	11 - <b>1:33.022</b>
2 - 1:37.742	7 - 1:36.445	12 - 1:34.614
3 - 1:34.675	8 - 1:33.091	13 - 1:33.103
4 - 1:38.142	9 - 1:33.204	14 - 1:34.652
5 - 1:35.344	10 - 1:33.358	

**CARS 19, 21, 110 - NON STARTERS**  
**Weather/Track: Bright/Dry**

**FJHRA Silverline Historic Formula Junior Front Engined  
RACE 8 - LAP CHART - Donington Park - 2/3/4 May 2015**

Lap 1			Lap 2			Lap 3			Lap 4			Lap 5		
No	Behind	Laptime	No	Behind	Laptime	No	Behind	Laptime	No	Behind	Laptime	No	Behind	Laptime
11		1:26.784	11		1:23.153	11		1:22.867	11		1:22.834	11		1:27.636
34	0.972	1:27.756	34	2.942	1:25.123	34	5.519	1:25.444	34	8.514	1:25.829	13	1 LAP	1:44.235
3	4.258	1:31.042	2	8.061	1:26.495	2	11.347	1:26.153	2	14.409	1:25.896	127	1 LAP	1:43.566
2	4.719	1:31.503	25	9.968	1:27.671	25	13.765	1:26.664	3	17.798	1:26.141	34	7.397	1:26.519
25	5.450	1:32.234	14	10.339	1:27.813	3	14.491	1:26.950	25	18.195	1:27.264	93	1 LAP	1:46.811
14	5.679	1:32.463	3	10.408	1:29.303	14	15.715	1:28.243	14	20.439	1:27.558	66	1 LAP	1:43.865
23	6.154	1:32.938	23	11.817	1:28.816	23	16.859	1:27.909	23	21.678	1:27.653	22	1 LAP	1:44.400
91	9.695	1:36.479	91	18.414	1:31.872	9	24.729	1:28.355	9	30.338	1:28.443	2	12.419	1:25.646
10	10.401	1:37.185	9	19.241	1:29.592	91	27.310	1:31.763	91	35.223	1:30.747	3	16.242	1:26.080
38	11.839	1:38.623	38	20.845	1:32.159	38	30.548	1:32.570	6	39.569	1:31.424	25	16.669	1:26.110
6	12.502	1:39.286	6	21.102	1:31.753	6	30.979	1:32.744	10	40.625	1:31.517	14	20.013	1:27.210
9	12.802	1:39.586	15	22.254	1:31.720	15	31.492	1:32.105	38	41.831	1:34.117	23	21.880	1:27.838
15	13.687	1:40.471	10	22.960	1:35.712	10	31.942	1:31.849	15	42.345	1:33.687	9	30.251	1:27.549
31	15.504	1:42.288	31	24.607	1:32.256	31	33.467	1:31.727	31	42.765	1:32.132	91	38.916	1:31.329
37	16.963	1:43.747	121	28.066	1:33.468	121	37.816	1:32.617	121	47.129	1:32.147	10	42.479	1:29.490
121	17.751	1:44.535	37	32.445	1:38.635	251	44.662	1:34.675	251	59.970	1:38.142	6	43.749	1:31.816
251	18.265	1:45.049	251	32.854	1:37.742	37	47.042	1:37.464	37	1:01.053	1:36.845	38	47.502	1:33.307
7	21.298	1:48.082	7	36.228	1:38.083	7	50.934	1:37.573	7	1:05.640	1:37.540	15	47.700	1:32.991
13	24.889	1:51.673	41	41.239	1:37.807	41	54.174	1:35.802	41	1:06.109	1:34.769	31	48.080	1:32.951
41	26.585	1:53.369	13	46.267	1:44.531	36	1:07.070	1:42.604	36	1:27.327	1:43.091	121	51.367	1:31.874
127	26.636	1:53.420	36	47.333	1:43.419	13	1:07.077	1:43.677				251	1:07.678	1:35.344
36	27.067	1:53.851	127	49.687	1:46.204	93	1:13.446	1:45.561				37	1:08.539	1:35.122
66	28.876	1:55.660	93	50.752	1:44.425	127	1:13.867	1:47.047				41	1:14.758	1:36.285
93	29.480	1:56.264	66	55.170	1:49.447	66	1:16.907	1:44.604				7	1:17.734	1:39.730
22	31.293	1:58.077	22	55.453	1:47.313	22	1:17.792	1:45.206						

**CARS 19, 21, 110 - NON STARTERS**  
Weather/Track: Bright/Dry

**FJHRA Silverline Historic Formula Junior Front Engined**  
**RACE 8 - LAP CHART - Donington Park - 2/3/4 May 2015**  
 (contd.)

Lap 6			Lap 7			Lap 8			Lap 9			Lap 10		
No	Behind	Laptime	No	Behind	Laptime	No	Behind	Laptime	No	Behind	Laptime	No	Behind	Laptime
11		1:23.735	11		1:23.555	11		1:25.022	11		1:22.862	11		1:28.102
34	11.630	1:27.968	41	1 LAP	1:35.233	37	1 LAP	1:33.573	37	1 LAP	1:33.469	15	1 LAP	1:34.229
2	16.042	1:27.358	7	1 LAP	1:38.467	251	1 LAP	1:36.445	251	1 LAP	1:33.091	38	1 LAP	1:37.348
36	1 LAP	1:43.440	34	14.039	1:25.964	41	1 LAP	1:34.751	34	19.561	1:27.005	22	2 LAPS	1:43.014
13	1 LAP	1:43.219	2	18.944	1:26.457	34	15.418	1:26.401	2	23.450	1:26.108	66	2 LAPS	1:48.526
25	22.531	1:29.597	25	28.358	1:29.382	2	20.204	1:26.282	41	1 LAP	1:35.158	34	18.097	1:26.638
3	22.603	1:30.096	3	29.021	1:29.973	7	1 LAP	1:38.989	25	33.913	1:26.631	37	1 LAP	1:32.279
127	1 LAP	1:41.123	14	32.056	1:31.201	25	30.144	1:26.808	3	36.611	1:27.325	251	1 LAP	1:33.204
14	24.410	1:28.132	23	34.592	1:31.161	3	32.148	1:28.149	14	38.104	1:26.841	2	21.276	1:25.928
23	26.986	1:28.841	36	1 LAP	1:43.153	14	34.125	1:27.091	7	1 LAP	1:38.441	41	1 LAP	1:34.654
93	1 LAP	1:45.181	13	1 LAP	1:43.372	23	37.596	1:28.026	23	42.236	1:27.502	25	32.481	1:26.670
66	1 LAP	1:44.667	127	1 LAP	1:39.654	9	45.540	1:29.776	9	51.001	1:28.323	3	35.305	1:26.796
22	1 LAP	1:46.288	9	40.786	1:29.910	127	1 LAP	1:42.605	10	1:06.612	1:30.763	14	36.435	1:26.433
9	34.431	1:27.915	10	52.660	1:28.951	36	1 LAP	1:44.089	127	1 LAP	1:37.265	23	43.090	1:28.956
91	45.927	1:30.746	91	52.910	1:30.538	10	58.711	1:31.073	6	1:13.441	1:32.327	7	1 LAP	1:39.066
10	47.264	1:28.520	22	1 LAP	1:44.880	13	1 LAP	1:44.093	36	1 LAP	1:41.187	9	51.170	1:28.271
6	49.788	1:29.774	66	1 LAP	1:48.949	6	1:03.976	1:31.750	13	1 LAP	1:41.252	10	1:06.584	1:28.074
38	57.494	1:33.727	6	57.248	1:31.015	91	1:10.723	1:42.835	91	1:18.134	1:30.273	6	1:15.745	1:30.406
15	58.724	1:34.759	38	1:06.835	1:32.896	22	1 LAP	1:44.309	121	1:27.459	1:33.548	91	1:20.902	1:30.870
121	1:00.767	1:33.135	15	1:08.841	1:33.672	38	1:16.393	1:34.580				127	1 LAP	1:38.473
31	1:12.837	1:48.492	121	1:09.207	1:31.995	121	1:16.773	1:32.588						
251	1:17.895	1:33.952	93	1 LAP	2:04.053P	15	1:19.323	1:35.504						
37	1:19.058	1:34.254				66	1 LAP	1:48.261						

CARS 19, 21, 110 - NON STARTERS  
 Weather/Track: Bright/Dry

**FJHRA Silverline Historic Formula Junior Front Engined**  
**RACE 8 - LAP CHART - Donington Park - 2/3/4 May 2015**  
 (contd.)

Lap 11			Lap 12			Lap 13			Lap 14			Lap 15		
No	Behind	Laptime	No	Behind	Laptime	No	Behind	Laptime	No	Behind	Laptime	No	Behind	Laptime
11		1:24.092	11		1:22.886	11		1:22.937	11		1:23.748	11		1:23.516
36	2 LAPS	1:40.962	91	1 LAP	1:30.591	41	2 LAPS	1:56.538	66	3 LAPS	1:44.810	10	1 LAP	1:29.145
13	2 LAPS	1:40.822	127	2 LAPS	1:37.493	6	1 LAP	1:33.386	7	2 LAPS	1:38.846	22	3 LAPS	1:47.765
121	1 LAP	1:31.982	121	1 LAP	1:33.091	91	1 LAP	1:29.467	91	1 LAP	1:27.794	14	1 LAP	2:13.170
15	1 LAP	1:33.299	36	2 LAPS	1:39.484	34	25.843	1:26.321	6	1 LAP	1:30.178	91	1 LAP	1:31.068
34	20.105	1:26.100	15	1 LAP	1:33.423	121	1 LAP	1:32.419	34	27.632	1:25.537	6	1 LAP	1:32.470
2	23.464	1:26.280	34	22.459	1:25.240	127	2 LAPS	1:38.829	2	34.194	1:27.067	66	3 LAPS	1:43.587
22	2 LAPS	1:45.272	13	2 LAPS	1:41.907	2	30.875	1:27.447	121	1 LAP	1:32.669	7	2 LAPS	1:40.830
37	1 LAP	1:33.797	2	26.365	1:25.787	15	1 LAP	1:35.937	41	2 LAPS	1:53.955	34	31.853	1:27.737
251	1 LAP	1:33.358	37	1 LAP	1:33.169	36	2 LAPS	1:39.956	127	2 LAPS	1:38.285	2	37.895	1:27.217
25	35.993	1:27.604	25	40.458	1:27.351	13	2 LAPS	1:39.715	15	1 LAP	1:33.498	121	1 LAP	1:31.417
3	37.219	1:26.006	251	1 LAP	1:33.022	25	44.778	1:27.257	25	48.371	1:27.341	25	54.328	1:29.473
14	42.311	1:29.968	3	41.133	1:26.800	3	47.181	1:28.985	3	51.693	1:28.260	3	56.131	1:27.954
66	2 LAPS	1:49.699	14	47.410	1:27.985	37	1 LAP	1:33.004	36	2 LAPS	1:41.428	15	1 LAP	1:35.880
23	50.030	1:31.032	22	2 LAPS	1:46.488	251	1 LAP	1:34.614	37	1 LAP	1:33.984	127	2 LAPS	1:40.548
9	56.105	1:29.027	23	57.942	1:30.798	14	52.174	1:27.701	13	2 LAPS	1:40.941	36	2 LAPS	1:39.531
41	1 LAP	1:49.294	9	1:02.054	1:28.835	23	1:05.063	1:30.058	251	1 LAP	1:33.103	251	1 LAP	1:34.652
7	1 LAP	1:38.896	66	2 LAPS	1:46.972	9	1:06.930	1:27.813	9	1:11.628	1:28.446	37	1 LAP	1:37.323
10	1:10.678	1:28.186	10	1:16.856	1:29.064	22	2 LAPS	1:47.175	23	1:11.787	1:30.472	9	1:17.315	1:29.203
6	1:21.926	1:30.273	7	1 LAP	1:39.372	10	1:23.183	1:29.264				23	1:18.498	1:30.227
												13	2 LAPS	1:44.108

CARS 19, 21, 110 - NON STARTERS  
 Weather/Track: Bright/Dry

**HSCC Historic Formula 2 FIA International Series**  
**RACE 2 - QUALIFYING - Donington Park - 2/3/4 May 2015**

POS	NO	CL	DRIVER	NAT	CAR	TIME	LAPS	GAP	MPH
1	10	C	Darwin SMITH		March 722	1:03.959	11		111.39
2	23	C	Martin O'CONNELL		Chevron B40	1:05.730	15	1.771	108.38
3	4	C	Steve ALLEN		March 782	1:05.732	17	1.773	108.38
4	5	B	Andrew SMITH		March 79B	1:05.982	19	2.023	107.97
5	54	C	Grant TROMANS		Chevron B42	1:06.077	14	2.118	107.82
6	36	C	Marc PIERCY		Lola T360	1:06.098	20	2.139	107.78
7	1	A	Robert SIMAC		March 712M	1:07.515	21	3.556	105.52
8	85	C	C. LILLINGSTON-PRICE		Chevron B40	1:08.271	21	4.312	104.35
9	18	B	Thomas SMITH		March 78B	1:08.466	15	4.507	104.05
10	47	B	Frazer GIBNEY		March 76B	1:10.801	14	6.842	100.62
11	50	A	Paul BASON		March 712	1:10.897	18	6.938	100.48
12	22	A	Alain LAGACHE		March 712M	1:11.165	14	7.206	100.11
13	48	A	Tim BARRINGTON		Lola T240	1:11.519	12	7.560	99.61
14	3	A	Luciano ARNOLD		Brabham BT36	1:11.709	19	7.750	99.35
15	65	C	Jamie BRASHAW		Chevron B25	1:12.151	4	8.192	98.74
16	77	B	Daniel GLANZ		Lola T360	1:12.223	20	8.264	98.64
17	32	C	Steve SEAMAN		Ralt RT1	1:13.346	15	9.387	97.13
18	17	A	Max BLEES		Brabham BT30	1:13.364	19	9.405	97.11
19	37	A	Lincoln SMALL		Brabham BT30	1:16.213	18	12.254	93.48
20	8	A	Klaus BERGS		Brabham BT36	1:19.265	18	15.306	89.88
21	20	A	David BROWN		Brabham BT30	1:19.847	11	15.888	89.22
22	39	A	Martin BULLOCK		Chevron B17	1:21.342	5	17.383	87.58

Weather/Track: Cloud/Dry

These results are provisional until the conclusion of any judicial and technical matters.

Donington Park  
 Circuit Length = 1.9790 miles.  
 Start: 09:40 End: 10:05

Clerk of the Course:		Timekeeper:
----------------------	--	-------------

# HSCC Historic Formula 2 FIA International Series

## RACE 2 - QUALIFYING LAP ANALYSIS - Donington Park - 2/3/4 May 2015

<b>1</b>	<b>Robert SIMAC</b>	March 712M							
1 -	7:20.479	6 -	1:10.197	11 -	1:08.632	16 -	1:09.146	21 -	1:12.113
2 -	1:20.961	7 -	1:10.494	12 -	1:10.486	17 -	1:11.269		
3 -	1:15.304	8 -	1:18.544	13 -	1:12.504	18 -	1:07.869		
4 -	1:11.170	9 -	1:10.231	14 -	1:10.855	19 -	<b>1:07.515</b>		
5 -	1:11.873	10 -	1:10.755	15 -	1:09.473	20 -	1:07.611		
<b>3</b>	<b>Luciano ARNOLD</b>	Brabham BT36							
1 -	7:46.593	6 -	1:21.132	11 -	1:12.763	16 -	<b>1:11.709</b>		
2 -	1:30.040	7 -	1:19.224	12 -	1:12.406	17 -	1:12.443		
3 -	1:19.407	8 -	1:16.817	13 -	1:12.498	18 -	1:16.707		
4 -	1:17.630	9 -	1:15.029	14 -	1:12.301	19 -	1:13.304		
5 -	1:40.827	10 -	1:13.053	15 -	1:12.195				
<b>4</b>	<b>Steve ALLEN</b>	March 782							
1 -	8:57.022	6 -	1:15.065P	11 -	1:11.339P	16 -	1:16.942		
2 -	1:14.872	7 -	2:54.876	12 -	2:16.585	17 -	1:17.528P		
3 -	1:09.224	8 -	1:10.287	13 -	1:07.342				
4 -	1:07.395	9 -	1:07.648	14 -	1:06.358				
5 -	1:08.222	10 -	1:06.661	15 -	<b>1:05.732</b>				
<b>5</b>	<b>Andrew SMITH</b>	March 79B							
1 -	7:40.645	6 -	1:08.312	11 -	1:07.061	16 -	1:07.762		
2 -	1:15.868	7 -	1:21.736	12 -	1:06.125	17 -	1:06.356		
3 -	1:14.744	8 -	1:13.209	13 -	1:17.167P	18 -	1:06.105		
4 -	1:10.387	9 -	1:09.596	14 -	3:29.381	19 -	<b>1:05.982</b>		
5 -	1:07.856	10 -	1:10.398	15 -	1:07.490				
<b>8</b>	<b>Klaus BERGS</b>	Brabham BT36							
1 -	7:21.650	6 -	1:26.564	11 -	1:23.647	16 -	1:19.738		
2 -	1:30.409	7 -	1:23.963	12 -	1:20.214	17 -	1:21.818		
3 -	1:29.849	8 -	1:25.292	13 -	1:20.509	18 -	1:21.289		
4 -	1:27.294	9 -	1:23.080	14 -	1:20.637				
5 -	1:27.855	10 -	1:21.871	15 -	<b>1:19.265</b>				
<b>10</b>	<b>Darwin SMITH</b>	March 722							
1 -	7:38.171	6 -	1:07.963	11 -	5:02.577P				
2 -	1:10.325	7 -	<b>1:03.959</b>						
3 -	1:07.006	8 -	1:13.896P						
4 -	1:04.796	9 -	8:42.559						
5 -	1:04.386	10 -	1:31.645P						

Weather/Track: Cloud/Dry

www.mstworld.com

Page 1 of 4

Donington Park  
Circuit Length = 1.9790 miles.  
Start: 09:40 End: 10:05

Printed - 10:08 Saturday, 02 May 2015

# HSCC Historic Formula 2 FIA International Series

## RACE 2 - QUALIFYING LAP ANALYSIS - Donington Park - 2/3/4 May 2015

(contd.)

<b>17</b>	<b>Max BLEES</b>	Brabham BT30	
1 - 8:01.064	6 - 1:20.528	11 - 1:16.385	16 - 1:16.200
2 - 1:33.639	7 - 1:21.043	12 - 1:16.231	17 - 1:14.889
3 - 1:25.752	8 - 1:18.191	13 - 1:15.952	18 - 1:14.790
4 - 1:22.535	9 - 1:17.586	14 - 1:14.752	19 - 1:28.164P
5 - 1:22.193	10 - 1:16.491	15 - <b>1:13.364</b>	
<b>18</b>	<b>Thomas SMITH</b>	March 78B	
1 - 7:43.182P	6 - 1:10.737	11 - 1:10.770	
2 - 3:09.649	7 - 1:12.005	12 - 1:10.571	
3 - 1:15.338	8 - 1:09.035	13 - <b>1:08.466</b>	
4 - 1:13.677	9 - 1:08.581	14 - 1:11.692	
5 - 1:13.905	10 - 1:11.056	15 - 1:08.778	
<b>20</b>	<b>David BROWN</b>	Brabham BT30	
1 - 7:39.738P	6 - 1:20.824	11 - 1:34.284P	
2 - 2:24.215	7 - 1:25.006		
3 - 1:25.065	8 - 1:22.729		
4 - 1:24.304	9 - 1:20.827		
5 - 1:22.485	10 - <b>1:19.847</b>		
<b>22</b>	<b>Alain LAGACHE</b>	March 712M	
1 - 7:58.837	6 - 1:13.138	11 - 1:13.441	
2 - 1:22.548	7 - 1:16.846	12 - 1:13.387	
3 - 1:20.258	8 - 1:12.441	13 - <b>1:11.165</b>	
4 - 1:15.480	9 - 1:12.655	14 - 1:11.358	
5 - 1:19.927	10 - 1:11.703		
<b>23</b>	<b>Martin O'CONNELL</b>	Chevron B40	
1 - 9:17.283P	6 - 1:11.743	11 - 1:08.977	
2 - 3:24.001	7 - 1:09.083	12 - 1:07.081	
3 - 1:32.083	8 - 1:07.736	13 - 1:08.111	
4 - 1:24.500P	9 - 1:07.059	14 - <b>1:05.730</b>	
5 - 3:02.648	10 - 1:06.691	15 - 1:29.507P	
<b>32</b>	<b>Steve SEAMAN</b>	Ralt RT1	
1 - 7:24.204	6 - 1:20.808	11 - 1:18.759	
2 - 1:29.125	7 - 1:19.025	12 - <b>1:13.346</b>	
3 - 1:28.825	8 - 1:14.060	13 - 1:25.553P	
4 - 1:23.930P	9 - 1:14.026	14 - 4:32.937	
5 - 3:04.185	10 - 1:16.311	15 - 1:20.642	

Weather/Track: Cloud/Dry

www.mstworld.com

Page 2 of 4

Donington Park  
Circuit Length = 1.9790 miles.  
Start: 09:40 End: 10:05

Printed - 10:08 Saturday, 02 May 2015

# HSCC Historic Formula 2 FIA International Series

## RACE 2 - QUALIFYING LAP ANALYSIS - Donington Park - 2/3/4 May 2015

(contd.)

<b>36</b>	<b>Marc PIERCY</b>	Lola T360	
1 - 7:10.965	6 - 1:14.554 <sup>P</sup>	11 - 1:07.307	16 - 1:06.102
2 - 1:12.664	7 - 2:51.030	12 - 1:07.151	17 - 1:07.303
3 - 1:10.252	8 - 1:07.954	13 - 1:06.445	18 - 1:10.288
4 - 1:09.715	9 - 1:07.631	14 - 1:07.708	19 - 1:09.168
5 - 1:08.599	10 - 1:09.197	15 - 1:07.467	20 - <b>1:06.098</b>
<b>37</b>	<b>Lincoln SMALL</b>	Brabham BT30	
1 - 7:58.854	6 - 1:20.577	11 - 1:21.029	16 - 1:17.170
2 - 1:33.149	7 - 1:21.005	12 - 1:18.935	17 - 1:20.358
3 - 1:27.282	8 - 1:21.746	13 - 1:16.688	18 - 1:16.572
4 - 1:23.431	9 - 1:23.353	14 - 1:16.867	
5 - 1:22.252	10 - 1:23.733	15 - <b>1:16.213</b>	
<b>39</b>	<b>Martin BULLOCK</b>	Chevron B17	
1 - 7:24.566			
2 - 1:27.715			
3 - <b>1:21.342</b>			
4 - 1:26.101 <sup>P</sup>			
5 - 2:59.705			
<b>47</b>	<b>Frazer GIBNEY</b>	March 76B	
1 - 7:47.484	6 - 1:15.335	11 - 1:12.953	
2 - 1:22.123	7 - 1:13.172	12 - 1:12.321	
3 - 1:17.046	8 - 1:12.239	13 - <b>1:10.801</b>	
4 - 1:15.192	9 - 1:13.802	14 - 1:20.181 <sup>P</sup>	
5 - 1:14.111	10 - 1:14.930		
<b>48</b>	<b>Tim BARRINGTON</b>	Lola T240	
1 - 7:44.844	6 - 1:13.916	11 - 1:12.147	
2 - 1:20.774	7 - 1:11.815	12 - 1:28.504 <sup>P</sup>	
3 - 1:16.642	8 - 1:11.712		
4 - 1:15.961	9 - 1:13.067		
5 - 1:13.015	10 - <b>1:11.519</b>		
<b>50</b>	<b>Paul BASON</b>	March 712	
1 - 7:53.278	6 - 1:13.935	11 - 1:14.164	16 - 1:12.523
2 - 1:27.061	7 - 1:13.125	12 - 1:13.771	17 - 1:11.764
3 - 1:19.813	8 - 1:16.470	13 - <b>1:10.897</b>	18 - 1:24.326 <sup>P</sup>
4 - 1:16.709	9 - 1:13.676	14 - 1:11.719	
5 - 1:18.833	10 - 1:12.790	15 - 1:12.821	

Weather/Track: Cloud/Dry

www.mstworld.com

Page 3 of 4

Donington Park  
Circuit Length = 1.9790 miles.  
Start: 09:40 End: 10:05

Printed - 10:08 Saturday, 02 May 2015



# HSCC Historic Formula 2 FIA International Series

## RACE 2 - QUALIFYING LAP ANALYSIS - Donington Park - 2/3/4 May 2015

(contd.)

<b>54</b>	<b>Grant TROMANS</b>	Chevron B42		
1 - 7:15.976	6 - 1:09.295	11 - 1:07.560		
2 - 1:14.152	7 - <b>1:06.077</b>	12 - 1:07.382		
3 - 1:10.834	8 - 1:08.492	13 - 1:06.250		
4 - 1:20.349P	9 - 1:06.092	14 - 1:18.615P		
5 - 3:54.554	10 - 1:07.962			
<b>65</b>	<b>Jamie BRASHAW</b>	Chevron B25		
1 - 7:24.494				
2 - 1:19.443				
3 - <b>1:12.151</b>				
4 - 1:30.028P				
<b>77</b>	<b>Daniel GLANZ</b>	Lola T360		
1 - 7:30.439	6 - 1:16.242	11 - 1:13.757	16 - 1:12.911	
2 - 1:23.119	7 - 1:13.368	12 - 1:15.030	17 - 1:12.274	
3 - 1:23.415	8 - 1:13.663	13 - 1:16.393	18 - 1:23.652	
4 - 1:16.162	9 - 1:17.161	14 - 1:13.719	19 - 1:21.418	
5 - 1:16.696	10 - 1:18.061	15 - 1:13.066	20 - <b>1:12.223</b>	
<b>85</b>	<b>C. LILLINGSTON-PRICE</b>	Chevron B40		
1 - 7:41.763	6 - 1:09.507	11 - 1:09.372	16 - 1:10.016	21 - 1:08.407
2 - 1:16.184	7 - 1:18.658	12 - 1:08.445	17 - <b>1:08.271</b>	
3 - 1:14.580	8 - 1:11.953	13 - 1:08.285	18 - 1:12.249	
4 - 1:10.869	9 - 1:12.788	14 - 1:08.632	19 - 1:08.961	
5 - 1:10.447	10 - 1:08.506	15 - 1:08.327	20 - 1:08.276	

Weather/Track: Cloud/Dry

www.mstworld.com

Page 4 of 4


Donington Park  
Circuit Length = 1.9790 miles.  
Start: 09:40 End: 10:05

Printed - 10:08 Saturday, 02 May 2015

# HSCC Historic Formula 2 FIA International Series

## RACE 2 - GRID - Donington Park - 2/3/4 May 2015

ROW 11	20 BROWN	39 BULLOCK
ROW 10	37 SMALL	8 BERGS
ROW 9	32 SEAMAN	17 BLEES
ROW 8	65 BRASHAW	77 GLANZ
ROW 7	48 BARRINGTON	3 ARNOLD
ROW 6	50 BASON	22 LAGACHE
ROW 5	18 SMITH	47 GIBNEY
ROW 4	1 SIMAC	85 C. LILLINGSTON-PRICE
ROW 3	54 HANSON	36 PIERCY
ROW 2	4 ALLEN	5 SMITH
ROW 1	10 SMITH	23 O'CONNELL
	POLE	



Weather/Track: Cloud/Dry

These results are provisional until the conclusion of any judicial and technical matters.


Donington Park  
Circuit Length = 1.9790 miles.  
Start: 09:40 End: 10:05

Clerk of the Course:

Timekeeper:

**HSCC Historic Formula 2 FIA International Series**  
**RACE 10 - AMENDED (2) GRID - Donington Park - 2/3/4 May 2015**

ROW 10	54	STRETTON			
ROW 9	48	BARRINGTON		77	GLANZ
ROW 8	65	BRASHAW		39	BULLOCK
ROW 7	23	O'CONNELL		85	C. LILLINGSTON-PRICE
ROW 6	20	BROWN		8	BERGS
ROW 5	17	BLEES		37	SMALL
ROW 4	50	BASON		47	GIBNEY
ROW 3	1	SIMAC		3	ARNOLD
ROW 2	36	PIERCY		4	ALLEN
ROW 1	10	SMITH		5	SMITH
			POLE		



**Car 54 to start from back of grid due to driver change.**

**Car 32 withdrawn.**

**These results are provisional until the conclusion of any judicial and technical matters.**

Donington Park  
 Circuit Length = 1.9790 miles.

Clerk of the Course:		Timekeeper:
----------------------	--	-------------

**HSCC Historic Formula 2 FIA International Series**  
**RACE 10 - CLASSIFICATION - Donington Park - 2/3/4 May 2015**

POS	NO	CL	DRIVER	NAT	CAR	TIME	LAPS	GAP	MPH	BEST
1	10	C	Darwin SMITH		March 722	25:49.312	23		105.69	1:04.946
2	5	B	Andrew SMITH		March 79B	25:57.201	23	7.889	105.15	1:06.677
3	36	C	Marc PIERCY		Lola T360	26:00.465	23	11.153	104.93	1:06.469
4	65	C	Jamie BRASHAW		Chevron B25	26:36.115	23	46.803	102.59	1:08.045
5	4	C	Steve ALLEN		March 782	26:36.692	23	47.380	102.55	1:08.320
6	1	A	Robert SIMAC		March 712M	26:29.138	22	1 LAP	98.56	1:10.938
7	47	B	Frazer GIBNEY		March 76B	26:39.197	22	1 LAP	97.94	1:11.193
8	39	A	Martin BULLOCK		Chevron B17	27:00.100	22	1 LAP	96.67	1:11.735
9	50	A	Paul BASON		March 712	27:00.680	22	1 LAP	96.64	1:11.516
10	48	A	Tim BARRINGTON		Lola T240	26:01.444	21	2 LAPS	95.74	1:11.496
11	3	A	Luciano ARNOLD		Brabham BT36	26:21.716	21	2 LAPS	94.51	1:13.471
12	17	A	Max BLEES		Brabham BT30	26:21.916	21	2 LAPS	94.50	1:12.884
13	37	A	Lincoln SMALL		Brabham BT30	26:13.962	20	3 LAPS	90.45	1:16.458
14	8	A	Klaus BERGS		Brabham BT36	26:34.764	20	3 LAPS	89.27	1:17.937
15	85	C	C. LILLINGSTON-PRICE		Chevron B40	3:42.235	3	20 LAPS	95.67	1:11.145
16	54	C	Martin STRETTON		Chevron B42	5:53.384	3	20 LAPS	60.16	1:23.320
17	23	C	Martin O'CONNELL		Chevron B40	2:19.876	2	21 LAPS	101.07	1:06.807

**FASTEST LAP**

10	C	Darwin SMITH	March 722	1:04.946	17	109.69mph	176.54kph
5	B	Andrew SMITH	March 79B	1:06.677	17	106.84mph	171.95kph
1	A	Robert SIMAC	March 712M	1:10.938	19	100.43mph	161.62kph

**CARS 20, 77 - NON STARTERS**

Weather/Track: Bright/Dry

These results are provisional until the conclusion of any judicial and technical matters.

Donington Park

Circuit Length = 1.9790 miles.

Start: 16:35 End: 17:01

Clerk of the Course:	Timekeeper:
----------------------	-------------

# HSCC Historic Formula 2 FIA International Series

## RACE 10 - LAP ANALYSIS - Donington Park - 2/3/4 May 2015

<b>1</b>	<b>Robert SIMAC</b>	March 712M							
1 -	1:17.728	6 -	1:11.580	11 -	1:11.399	16 -	1:14.042	21 -	1:11.572
2 -	1:11.511	7 -	1:12.036	12 -	1:12.207	17 -	1:12.814	22 -	1:12.912
3 -	1:12.039	8 -	1:12.784	13 -	1:11.975	18 -	1:12.206		
4 -	1:10.980	9 -	1:12.044	14 -	1:11.109	19 -	<b>1:10.938</b>		
5 -	1:11.749	10 -	1:11.344	15 -	1:12.464	20 -	1:11.705		
<b>3</b>	<b>Luciano ARNOLD</b>	Brabham BT36							
1 -	1:22.728	6 -	1:15.095	11 -	1:14.902	16 -	1:14.382	21 -	1:14.383
2 -	1:17.730	7 -	1:15.089	12 -	1:13.752	17 -	1:15.459		
3 -	1:16.601	8 -	1:15.128	13 -	1:13.685	18 -	1:14.495		
4 -	1:16.457	9 -	1:14.803	14 -	<b>1:13.471</b>	19 -	1:15.524		
5 -	1:15.111	10 -	1:14.730	15 -	1:13.637	20 -	1:14.554		
<b>4</b>	<b>Steve ALLEN</b>	March 782							
1 -	1:16.585	6 -	1:10.048	11 -	1:08.442	16 -	1:08.451	21 -	<b>1:08.320</b>
2 -	1:08.755	7 -	1:10.461	12 -	1:08.881	17 -	1:09.746	22 -	1:08.733
3 -	1:08.869	8 -	1:08.359	13 -	1:08.665	18 -	1:09.329	23 -	1:08.608
4 -	1:08.885	9 -	1:10.856	14 -	1:08.802	19 -	1:08.509		
5 -	1:09.114	10 -	1:09.280	15 -	1:09.641	20 -	1:09.353		
<b>5</b>	<b>Andrew SMITH</b>	March 79B							
1 -	1:14.152	6 -	1:06.690	11 -	1:09.095	16 -	1:06.972	21 -	1:07.938
2 -	1:07.694	7 -	1:08.403	12 -	1:07.777	17 -	<b>1:06.677</b>	22 -	1:07.499
3 -	1:07.804	8 -	1:07.253	13 -	1:06.970	18 -	1:07.168	23 -	1:06.983
4 -	1:07.119	9 -	1:07.380	14 -	1:07.078	19 -	1:07.113		
5 -	1:07.356	10 -	1:06.787	15 -	1:07.375	20 -	1:07.918		
<b>8</b>	<b>Klaus BERGS</b>	Brabham BT36							
1 -	1:28.402	6 -	1:18.186	11 -	1:18.556	16 -	1:19.336		
2 -	1:19.599	7 -	1:17.998	12 -	1:21.036	17 -	1:19.360		
3 -	1:18.876	8 -	1:18.819	13 -	1:18.411	18 -	1:20.770		
4 -	1:18.950	9 -	<b>1:17.937</b>	14 -	1:18.788	19 -	1:21.839		
5 -	1:18.843	10 -	1:17.961	15 -	1:21.719	20 -	1:19.378		
<b>10</b>	<b>Darwin SMITH</b>	March 722							
1 -	1:10.156	6 -	1:08.980	11 -	1:07.412	16 -	1:06.822	21 -	1:07.919
2 -	1:05.946	7 -	1:08.290	12 -	1:06.963	17 -	<b>1:04.946</b>	22 -	1:08.358
3 -	1:05.439	8 -	1:07.082	13 -	1:07.191	18 -	1:06.912	23 -	1:05.075
4 -	1:05.574	9 -	1:07.896	14 -	1:08.562	19 -	1:09.931		
5 -	1:08.225	10 -	1:07.460	15 -	1:07.145	20 -	1:07.028		

CARS 20, 77 - NON STARTERS  
Weather/Track: Bright/Dry

**HSCC Historic Formula 2 FIA International Series**  
**RACE 10 - LAP ANALYSIS - Donington Park - 2/3/4 May 2015**  
 (contd.)

<b>17</b>	<b>Max BLEES</b>	Brabham BT30							
1 -	1:24.165	6 -	1:14.059	11 -	1:16.100	16 -	1:13.093	21 -	1:14.131
2 -	1:18.118	7 -	1:15.124	12 -	1:13.806	17 -	1:14.568		
3 -	1:16.589	8 -	1:15.413	13 -	1:13.335	18 -	1:15.831		
4 -	1:15.454	9 -	1:14.614	14 -	1:13.911	19 -	1:14.912		
5 -	1:15.657	10 -	1:15.327	15 -	<b>1:12.884</b>	20 -	1:14.825		
<b>23</b>	<b>Martin O'CONNELL</b>	Chevron B40							
1 -	1:13.069								
2 -	<b>1:06.807</b>								
<b>36</b>	<b>Marc PIERCY</b>	Lola T360							
1 -	1:11.491	6 -	1:07.458	11 -	1:09.651	16 -	<b>1:06.469</b>	21 -	1:08.148
2 -	1:07.584	7 -	1:08.048	12 -	1:07.335	17 -	1:07.608	22 -	1:09.204
3 -	1:07.381	8 -	1:07.129	13 -	1:07.350	18 -	1:07.031	23 -	1:08.515
4 -	1:07.072	9 -	1:07.759	14 -	1:07.286	19 -	1:07.287		
5 -	1:07.577	10 -	1:07.089	15 -	1:08.031	20 -	1:07.962		
<b>37</b>	<b>Lincoln SMALL</b>	Brabham BT30							
1 -	1:26.498	6 -	1:18.942	11 -	1:17.487	16 -	1:18.974		
2 -	1:19.958	7 -	1:17.300	12 -	<b>1:16.458</b>	17 -	1:17.560		
3 -	1:19.363	8 -	1:17.977	13 -	1:18.471	18 -	1:20.382		
4 -	1:18.683	9 -	1:17.029	14 -	1:20.422	19 -	1:18.377		
5 -	1:18.010	10 -	1:16.841	15 -	1:18.516	20 -	1:16.714		
<b>39</b>	<b>Martin BULLOCK</b>	Chevron B17							
1 -	1:24.607	6 -	1:11.879	11 -	1:13.185	16 -	1:11.909	21 -	1:13.321
2 -	1:17.182	7 -	1:11.904	12 -	1:12.458	17 -	1:12.674	22 -	1:15.446
3 -	1:15.419	8 -	1:13.164	13 -	1:12.318	18 -	1:12.369		
4 -	1:14.481	9 -	1:12.109	14 -	<b>1:11.735</b>	19 -	1:12.144		
5 -	1:13.555	10 -	1:14.067	15 -	1:12.127	20 -	1:12.047		
<b>47</b>	<b>Frazer GIBNEY</b>	March 76B							
1 -	1:19.342	6 -	1:12.686	11 -	<b>1:11.193</b>	16 -	1:12.008	21 -	1:11.679
2 -	1:13.309	7 -	1:11.872	12 -	1:12.061	17 -	1:12.176	22 -	1:12.857
3 -	1:13.966	8 -	1:11.688	13 -	1:13.421	18 -	1:11.844		
4 -	1:13.432	9 -	1:11.451	14 -	1:14.319	19 -	1:11.824		
5 -	1:12.360	10 -	1:11.915	15 -	1:12.147	20 -	1:11.647		

CARS 20, 77 - NON STARTERS  
 Weather/Track: Bright/Dry

**HSCC Historic Formula 2 FIA International Series**  
**RACE 10 - LAP ANALYSIS - Donington Park - 2/3/4 May 2015**  
 (contd.)

<b>48</b>	<b>Tim BARRINGTON</b>	Lola T240							
1 -	1:23.702	6 -	1:13.578	11 -	1:12.239	16 -	1:14.056	21 -	1:14.430
2 -	1:17.989	7 -	1:12.066	12 -	1:12.719	17 -	1:13.291		
3 -	1:16.638	8 -	<b>1:11.496</b>	13 -	1:12.944	18 -	1:13.097		
4 -	1:15.356	9 -	1:13.471	14 -	1:13.828	19 -	1:14.103		
5 -	1:15.778	10 -	1:13.025	15 -	1:13.832	20 -	1:13.806		
<b>50</b>	<b>Paul BASON</b>	March 712							
1 -	1:23.521	6 -	1:12.282	11 -	1:12.724	16 -	1:12.951	21 -	1:13.675
2 -	1:17.921	7 -	1:11.806	12 -	1:12.242	17 -	1:12.886	22 -	1:13.173
3 -	1:16.520	8 -	1:11.998	13 -	1:12.471	18 -	<b>1:11.516</b>		
4 -	1:15.088	9 -	1:12.969	14 -	1:13.090	19 -	1:11.651		
5 -	1:12.943	10 -	1:14.499	15 -	1:12.662	20 -	1:12.092		
<b>54</b>	<b>Martin STRETTON</b>	Chevron B42							
1 -	<b>1:23.320</b>								
2 -	1:22.032P								
3 -	3:08.032P								
<b>65</b>	<b>Jamie BRASHAW</b>	Chevron B25							
1 -	1:19.517	6 -	1:08.717	11 -	<b>1:08.045</b>	16 -	1:08.447	21 -	1:09.141
2 -	1:09.881	7 -	1:10.514	12 -	1:08.739	17 -	1:09.401	22 -	1:08.623
3 -	1:08.202	8 -	1:08.185	13 -	1:08.834	18 -	1:09.423	23 -	1:09.294
4 -	1:08.179	9 -	1:10.484	14 -	1:09.824	19 -	1:08.200		
5 -	1:08.057	10 -	1:08.520	15 -	1:09.243	20 -	1:08.645		
<b>85</b>	<b>C. LILLINGSTON-PRICE</b>	Chevron B40							
1 -	1:19.350								
2 -	1:11.740								
3 -	<b>1:11.145</b>								

**HSCC Historic Formula 2 FIA International Series**  
**RACE 10 - LAP CHART - Donington Park - 2/3/4 May 2015**

Lap 1			Lap 2			Lap 3			Lap 4			Lap 5		
No	Behind	Laptime	No	Behind	Laptime	No	Behind	Laptime	No	Behind	Laptime	No	Behind	Laptime
10		1:10.156	10		1:05.946	10		1:05.439	10		1:05.574	10		1:08.225
36	1.335	1:11.491	36	2.973	1:07.584	36	4.915	1:07.381	36	6.413	1:07.072	36	5.765	1:07.577
23	2.913	1:13.069	23	3.774	1:06.807	5	8.109	1:07.804	5	9.654	1:07.119	5	8.785	1:07.356
5	3.996	1:14.152	5	5.744	1:07.694	4	12.668	1:08.869	4	15.979	1:08.885	4	16.868	1:09.114
4	6.429	1:16.585	4	9.238	1:08.755	65	16.059	1:08.202	65	18.664	1:08.179	54	2 LAPS	3:08.032P
1	7.572	1:17.728	1	13.137	1:11.511	1	19.737	1:12.039	1	25.143	1:10.980	65	18.496	1:08.057
85	9.194	1:19.350	65	13.296	1:09.881	85	20.694	1:11.145	47	32.934	1:13.432	1	28.667	1:11.749
47	9.186	1:19.342	85	14.988	1:11.740	47	25.076	1:13.966	39	44.574	1:14.481	47	37.069	1:12.360
65	9.361	1:19.517	47	16.549	1:13.309	3	35.518	1:16.601	50	45.935	1:15.088	39	49.904	1:13.555
3	12.572	1:22.728	3	24.356	1:17.730	39	35.667	1:15.419	3	46.401	1:16.457	50	50.653	1:12.943
54	13.164	1:23.320	50	25.340	1:17.921	50	36.421	1:16.520	48	46.570	1:15.356	3	53.287	1:15.111
50	13.365	1:23.521	48	25.589	1:17.989	48	36.788	1:16.638	17	47.211	1:15.454	48	54.123	1:15.778
48	13.546	1:23.702	39	25.687	1:17.182	17	37.331	1:16.589	37	57.387	1:18.683	17	54.643	1:15.657
17	14.009	1:24.165	17	26.181	1:18.118	37	44.278	1:19.363	8	58.712	1:18.950	37	1:07.172	1:18.010
39	14.451	1:24.607	54	29.250	1:22.032P	8	45.336	1:18.876						
37	16.342	1:26.498	37	30.354	1:19.958									
8	18.246	1:28.402	8	31.899	1:19.599									

**CARS 20, 77 - NON STARTERS**  
**Weather/Track: Bright/Dry**



**HSCC Historic Formula 2 FIA International Series**  
**RACE 10 - LAP CHART - Donington Park - 2/3/4 May 2015**  
 (contd.)

Lap 6			Lap 7			Lap 8			Lap 9			Lap 10		
No	Behind	Laptime	No	Behind	Laptime	No	Behind	Laptime	No	Behind	Laptime	No	Behind	Laptime
10		1:08.980	10		1:08.290	10		1:07.082	10		1:07.896	10		1:07.460
8	1 LAP	1:18.843	36	4.001	1:08.048	36	4.048	1:07.129	36	3.911	1:07.759	50	1 LAP	1:12.969
36	4.243	1:07.458	5	6.608	1:08.403	5	6.779	1:07.253	5	6.263	1:07.380	36	3.540	1:07.089
5	6.495	1:06.690	37	1 LAP	1:18.942	37	1 LAP	1:17.300	3	1 LAP	1:15.128	48	1 LAP	1:13.471
4	17.936	1:10.048	8	1 LAP	1:18.186	8	1 LAP	1:17.998	17	1 LAP	1:15.413	5	5.590	1:06.787
65	18.233	1:08.717	4	20.107	1:10.461	4	21.384	1:08.359	65	24.148	1:10.484	3	1 LAP	1:14.803
1	31.267	1:11.580	65	20.457	1:10.514	65	21.560	1:08.185	4	24.344	1:10.856	17	1 LAP	1:14.614
47	40.775	1:12.686	1	35.013	1:12.036	1	40.715	1:12.784	37	1 LAP	1:17.977	65	25.208	1:08.520
39	52.803	1:11.879	47	44.357	1:11.872	47	48.963	1:11.688	8	1 LAP	1:18.819	4	26.164	1:09.280
50	53.955	1:12.282	39	56.417	1:11.904	50	1:02.387	1:11.998	1	44.863	1:12.044	37	1 LAP	1:17.029
48	58.721	1:13.578	50	57.471	1:11.806	39	1:02.499	1:13.164	47	52.518	1:11.451	8	1 LAP	1:17.937
3	59.402	1:15.095	48	1:02.497	1:12.066	48	1:06.911	1:11.496	39	1:06.712	1:12.109	1	48.747	1:11.344
17	59.722	1:14.059	3	1:06.201	1:15.089							47	56.973	1:11.915
			17	1:06.556	1:15.124									

**CARS 20, 77 - NON STARTERS**  
**Weather/Track: Bright/Dry**

Donington Park  
 Circuit Length = 1.9790 miles.  
 Start: 16:35 End: 17:01

**HSCC Historic Formula 2 FIA International Series**  
**RACE 10 - LAP CHART - Donington Park - 2/3/4 May 2015**  
 (contd.)

Lap 11			Lap 12			Lap 13			Lap 14			Lap 15		
No	Behind	Laptime	No	Behind	Laptime	No	Behind	Laptime	No	Behind	Laptime	No	Behind	Laptime
10		1:07.412	10		1:06.963	10		1:07.191	10		1:08.562	10		1:07.145
36	5.779	1:09.651	36	6.151	1:07.335	36	6.310	1:07.350	47	1 LAP	1:13.421	36	5.920	1:08.031
39	1 LAP	1:14.067	5	8.087	1:07.777	5	7.866	1:06.970	36	5.034	1:07.286	5	6.612	1:07.375
50	1 LAP	1:14.499	39	1 LAP	1:13.185	39	1 LAP	1:12.458	5	6.382	1:07.078	47	1 LAP	1:14.319
5	7.273	1:09.095	50	1 LAP	1:12.724	50	1 LAP	1:12.242	8	2 LAPS	1:21.036	37	2 LAPS	1:18.471
48	1 LAP	1:13.025	48	1 LAP	1:12.239	48	1 LAP	1:12.719	39	1 LAP	1:12.318	8	2 LAPS	1:18.411
3	1 LAP	1:14.730	65	27.617	1:08.739	65	29.260	1:08.834	50	1 LAP	1:12.471	39	1 LAP	1:11.735
17	1 LAP	1:15.327	3	1 LAP	1:14.902	4	30.586	1:08.665	48	1 LAP	1:12.944	50	1 LAP	1:13.090
65	25.841	1:08.045	4	29.112	1:08.881	3	1 LAP	1:13.752	65	30.522	1:09.824	48	1 LAP	1:13.828
4	27.194	1:08.442	17	1 LAP	1:16.100	17	1 LAP	1:13.806	4	30.826	1:08.802	65	32.620	1:09.243
37	1 LAP	1:16.841	1	57.978	1:12.207	1	1:02.762	1:11.975	3	1 LAP	1:13.685	4	33.322	1:09.641
1	52.734	1:11.399	37	1 LAP	1:17.487	37	1 LAP	1:16.458	17	1 LAP	1:13.335	3	1 LAP	1:13.471
8	1 LAP	1:17.961	8	1 LAP	1:18.556				1	1:05.309	1:11.109	17	1 LAP	1:13.911
47	1:00.754	1:11.193	47	1:05.852	1:12.061									

CARS 20, 77 - NON STARTERS  
 Weather/Track: Bright/Dry

Donington Park  
 Circuit Length = 1.9790 miles.  
 Start: 16:35 End: 17:01

**HSCC Historic Formula 2 FIA International Series**  
**RACE 10 - LAP CHART - Donington Park - 2/3/4 May 2015**  
 (contd.)

Lap 16			Lap 17			Lap 18			Lap 19			Lap 20		
No	Behind	Laptime	No	Behind	Laptime	No	Behind	Laptime	No	Behind	Laptime	No	Behind	Laptime
10		1:06.822	10		1:04.946	10		1:06.912	10		1:09.931	10		1:07.028
1	1 LAP	1:12.464	36	8.229	1:07.608	36	8.348	1:07.031	17	2 LAPS	1:14.568	8	3 LAPS	1:19.360
36	5.567	1:06.469	5	8.493	1:06.677	5	8.749	1:07.168	3	2 LAPS	1:15.459	36	6.638	1:07.962
5	6.762	1:06.972	1	1 LAP	1:14.042	1	1 LAP	1:12.814	36	5.704	1:07.287	5	6.821	1:07.918
47	1 LAP	1:12.147	47	1 LAP	1:12.008	47	1 LAP	1:12.176	5	5.931	1:07.113	3	2 LAPS	1:14.495
37	2 LAPS	1:20.422	37	2 LAPS	1:18.516	65	41.211	1:09.423	1	1 LAP	1:12.206	17	2 LAPS	1:15.831
39	1 LAP	1:12.127	39	1 LAP	1:11.909	4	42.168	1:09.329	47	1 LAP	1:11.844	1	1 LAP	1:10.938
8	2 LAPS	1:18.788	65	38.700	1:09.401	39	1 LAP	1:12.674	65	39.480	1:08.200	47	1 LAP	1:11.824
50	1 LAP	1:12.662	4	39.751	1:09.746	50	1 LAP	1:12.886	4	40.746	1:08.509	65	41.097	1:08.645
65	34.245	1:08.447	50	1 LAP	1:12.951	37	2 LAPS	1:18.974	39	1 LAP	1:12.369	4	43.071	1:09.353
4	34.951	1:08.451	48	1 LAP	1:14.056	48	1 LAP	1:13.291	50	1 LAP	1:11.516	39	1 LAP	1:12.144
48	1 LAP	1:13.832	8	2 LAPS	1:21.719	8	2 LAPS	1:19.336	37	2 LAPS	1:17.560	50	1 LAP	1:11.651
3	1 LAP	1:13.637	3	1 LAP	1:14.382				48	1 LAP	1:13.097	48	1 LAP	1:14.103
17	1 LAP	1:12.884	17	1 LAP	1:13.093									

**CARS 20, 77 - NON STARTERS**  
**Weather/Track: Bright/Dry**

Donington Park  
 Circuit Length = 1.9790 miles.  
 Start: 16:35 End: 17:01

**HSCC Historic Formula 2 FIA International Series**  
**RACE 10 - LAP CHART - Donington Park - 2/3/4 May 2015**  
 (contd.)

Lap 21			Lap 22			Lap 23			Lap 24			Lap 25		
No	Behind	Laptime	No	Behind	Laptime	No	Behind	Laptime	No	Behind	Laptime	No	Behind	Laptime
10		1:07.919	10		1:08.358	10		1:05.075						
37	3 LAPS	1:20.382	48	2 LAPS	1:13.806	5	7.889	1:06.983						
5	6.840	1:07.938	5	5.981	1:07.499	36	11.153	1:08.515						
36	6.867	1:08.148	36	7.713	1:09.204	48	2 LAPS	1:14.430						
3	2 LAPS	1:15.524	37	3 LAPS	1:18.377	37	3 LAPS	1:16.714						
17	2 LAPS	1:14.912	3	2 LAPS	1:14.554	3	2 LAPS	1:14.383						
8	3 LAPS	1:20.770	17	2 LAPS	1:14.825	17	2 LAPS	1:14.131						
1	1 LAP	1:11.705	8	3 LAPS	1:21.839	1	1 LAP	1:12.912						
47	1 LAP	1:11.647	1	1 LAP	1:11.572	8	3 LAPS	1:19.378						
65	42.319	1:09.141	47	1 LAP	1:11.679	65	46.803	1:09.294						
4	43.472	1:08.320	65	42.584	1:08.623	4	47.380	1:08.608						
39	1 LAP	1:12.047	4	43.847	1:08.733	47	1 LAP	1:12.857						
50	1 LAP	1:12.092	39	1 LAP	1:13.321	39	1 LAP	1:15.446						
			50	1 LAP	1:13.675	50	1 LAP	1:13.173						

**CARS 20, 77 - NON STARTERS**  
**Weather/Track: Bright/Dry**

# HSCC Historic Formula 2 FIA International Series

## RACE 2 - CLASSIFICATION - Donington Park - 2/3/4 May 2015

POS	NO	CL	DRIVER	NAT	CAR	TIME	LAPS	GAP	MPH	BEST
1	10	C	Darwin SMITH		March 722	25:57.544	23		105.13	1:05.272
2	54	C	James HANSON		Chevron B42	26:01.348	23	3.804	104.87	1:06.219
3	5	B	Andrew SMITH		March 79B	26:14.098	23	16.554	104.02	1:05.887
4	36	C	Marc PIERCY		Lola T360	26:50.276	23	52.732	101.69	1:07.310
5	4	C	Steve ALLEN		March 782	27:03.222	23	1:05.678	100.87	1:07.221
6	1	A	Robert SIMAC		March 712M	27:11.943	22	1 LAP	95.97	1:11.604
7	3	A	Luciano ARNOLD		Brabham BT36	26:19.562	21	2 LAPS	94.64	1:12.555
8	50	A	Paul BASON		March 712	26:32.523	21	2 LAPS	93.87	1:12.092
9	47	B	Frazer GIBNEY		March 76B	26:32.720	21	2 LAPS	93.86	1:13.694
10	17	A	Max BLEES		Brabham BT30	26:15.998	20	3 LAPS	90.34	1:15.321
11	37	A	Lincoln SMALL		Brabham BT30	27:24.012	20	3 LAPS	86.60	1:16.679
12	20	A	David BROWN		Brabham BT30	25:45.066	19	4 LAPS	87.53	1:16.467
13	8	A	Klaus BERGS		Brabham BT36	26:21.567	19	4 LAPS	85.51	1:19.386
14	23	C	Martin O'CONNELL		Chevron B40	16:43.451	14	9 LAPS	99.28	1:06.556
15	85	C	C. LILLINGSTON-PRICE		Chevron B40	13:40.102	11	12 LAPS	95.42	1:12.061
16	65	C	Jamie BRASHAW		Chevron B25	11:22.172	9	14 LAPS	93.83	1:10.393
17	39	A	Martin BULLOCK		Chevron B17	8:58.494	7	16 LAPS	92.40	1:13.683
18	32	C	Steve SEAMAN		Ralt RT1	9:48.931	7	16 LAPS	84.49	1:15.216
19	48	A	Tim BARRINGTON		Lola T240	5:17.525	4	19 LAPS	89.39	1:13.754
20	77	B	Daniel GLANZ		Lola T360		0	23 LAPS	N/A	

### FASTEST LAP

10	C	Darwin SMITH	March 722	1:05.272	4	109.14mph	175.65kph
5	B	Andrew SMITH	March 79B	1:05.887	20	108.13mph	174.01kph
1	A	Robert SIMAC	March 712M	1:11.604	14	99.49mph	160.12kph

**CAR 22 - NON STARTER. CAR 18 - WITHDRAWN.**

**Weather/Track: Cloud/Damp**

**These results are provisional until the conclusion of any judicial and technical matters.**

Donington Park

Circuit Length = 1.9790 miles.

Start: 15:07 End: 15:33

Clerk of the Course:

Timekeeper:

# HSCC Historic Formula 2 FIA International Series

## RACE 2 - LAP ANALYSIS - Donington Park - 2/3/4 May 2015

<b>1</b>	<b>Robert SIMAC</b>	March 712M							
1 -	1:19.189	6 -	1:12.262	11 -	1:12.380	16 -	1:12.755	21 -	1:17.785
2 -	1:12.383	7 -	1:11.809	12 -	1:13.732	17 -	1:14.603	22 -	1:21.526
3 -	1:13.509	8 -	1:13.452	13 -	1:12.657	18 -	1:13.311		
4 -	1:12.905	9 -	1:17.679	14 -	<b>1:11.604</b>	19 -	1:15.165		
5 -	1:12.189	10 -	1:14.136	15 -	1:12.351	20 -	1:14.561		
<b>3</b>	<b>Luciano ARNOLD</b>	Brabham BT36							
1 -	1:25.094	6 -	1:16.506	11 -	1:15.663	16 -	1:12.583	21 -	1:15.661
2 -	1:15.198	7 -	1:15.077	12 -	1:14.791	17 -	<b>1:12.555</b>		
3 -	1:15.192	8 -	1:15.152	13 -	1:16.484	18 -	1:12.999		
4 -	1:13.481	9 -	1:17.139	14 -	1:12.634	19 -	1:14.201		
5 -	1:14.348	10 -	1:16.858	15 -	1:12.778	20 -	1:15.168		
<b>4</b>	<b>Steve ALLEN</b>	March 782							
1 -	1:16.098	6 -	1:12.662	11 -	1:08.537	16 -	1:07.232	21 -	1:21.669
2 -	1:09.647	7 -	1:08.934	12 -	1:09.056	17 -	1:07.298	22 -	1:12.494
3 -	1:09.005	8 -	1:12.438	13 -	1:12.213	18 -	<b>1:07.221</b>	23 -	1:15.279
4 -	1:07.941	9 -	1:09.658	14 -	1:13.367	19 -	1:07.683		
5 -	1:08.319	10 -	1:10.428	15 -	1:08.007	20 -	1:08.036		
<b>5</b>	<b>Andrew SMITH</b>	March 79B							
1 -	1:13.037	6 -	1:08.222	11 -	1:10.632	16 -	1:07.486	21 -	1:08.068
2 -	1:08.040	7 -	1:12.297	12 -	1:08.173	17 -	1:06.479	22 -	1:09.592
3 -	1:07.921	8 -	1:08.423	13 -	1:08.082	18 -	1:06.457	23 -	1:10.270
4 -	1:07.269	9 -	1:08.198	14 -	1:07.172	19 -	1:07.327		
5 -	1:08.937	10 -	1:08.210	15 -	1:07.919	20 -	<b>1:05.887</b>		
<b>8</b>	<b>Klaus BERGS</b>	Brabham BT36							
1 -	1:38.770	6 -	1:20.618	11 -	1:22.838	16 -	1:20.976		
2 -	1:23.174	7 -	1:21.756	12 -	1:21.367	17 -	<b>1:19.386</b>		
3 -	1:22.905	8 -	1:22.687	13 -	1:21.024	18 -	1:22.775		
4 -	1:22.985	9 -	1:22.299	14 -	1:22.663	19 -	1:26.976		
5 -	1:21.723	10 -	1:24.714	15 -	1:21.931				
<b>10</b>	<b>Darwin SMITH</b>	March 722							
1 -	1:12.429	6 -	1:07.391	11 -	1:09.956	16 -	1:06.417	21 -	1:06.559
2 -	1:07.388	7 -	1:08.937	12 -	1:06.291	17 -	1:06.050	22 -	1:08.577
3 -	1:06.185	8 -	1:07.317	13 -	1:06.996	18 -	1:08.416	23 -	1:09.173
4 -	<b>1:05.272</b>	9 -	1:07.728	14 -	1:07.601	19 -	1:06.329		
5 -	1:07.927	10 -	1:12.698	15 -	1:06.094	20 -	1:05.813		

CAR 22 - NON STARTER. CAR 18 - WITHDRAWN.  
Weather/Track: Cloud/Damp

**HSCC Historic Formula 2 FIA International Series**  
**RACE 2 - LAP ANALYSIS - Donington Park - 2/3/4 May 2015**  
 (contd.)

<b>17</b>	<b>Max BLEES</b>	Brabham BT30							
1 -	1:36.456	6 -	1:18.197	11 -	1:17.773	16 -	1:15.955		
2 -	1:18.597	7 -	1:21.100	12 -	1:16.260	17 -	<b>1:15.321</b>		
3 -	1:17.782	8 -	1:20.022	13 -	1:17.253	18 -	1:16.065		
4 -	1:18.859	9 -	1:21.409	14 -	1:16.215	19 -	1:17.362		
5 -	1:18.044	10 -	1:18.537	15 -	1:16.419	20 -	1:18.372		
<b>20</b>	<b>David BROWN</b>	Brabham BT30							
1 -	1:37.718	6 -	1:19.684	11 -	1:18.407	16 -	1:17.443		
2 -	1:22.115	7 -	1:19.575	12 -	1:21.836	17 -	<b>1:16.467</b>		
3 -	1:22.123	8 -	1:23.065	13 -	1:18.227	18 -	1:17.776		
4 -	1:22.579	9 -	1:23.238	14 -	1:17.288	19 -	1:24.754		
5 -	1:23.714	10 -	1:19.718	15 -	1:19.339				
<b>23</b>	<b>Martin O'CONNELL</b>	Chevron B40							
1 -	1:31.480	6 -	<b>1:06.556</b>	11 -	1:07.979				
2 -	1:09.521	7 -	1:07.420	12 -	1:08.576				
3 -	1:08.021	8 -	1:11.067	13 -	1:12.710				
4 -	1:07.788	9 -	1:07.192	14 -	1:29.803P				
5 -	1:07.050	10 -	1:08.288						
<b>32</b>	<b>Steve SEAMAN</b>	Ralt RT1							
1 -	1:28.957	6 -	1:23.491						
2 -	1:17.821	7 -	1:42.367P						
3 -	<b>1:15.216</b>								
4 -	1:15.430								
5 -	1:25.649								
<b>36</b>	<b>Marc PIERCY</b>	Lola T360							
1 -	1:16.500	6 -	1:11.462	11 -	1:09.854	16 -	1:07.346	21 -	1:09.961
2 -	1:09.941	7 -	1:09.428	12 -	1:08.966	17 -	1:07.647	22 -	1:14.289
3 -	1:08.880	8 -	1:11.989	13 -	1:08.985	18 -	<b>1:07.310</b>	23 -	1:13.024
4 -	1:08.413	9 -	1:10.071	14 -	1:12.742	19 -	1:07.502		
5 -	1:08.761	10 -	1:11.651	15 -	1:07.525	20 -	1:08.029		
<b>37</b>	<b>Lincoln SMALL</b>	Brabham BT30							
1 -	1:36.158	6 -	1:20.211	11 -	1:18.887	16 -	1:17.863		
2 -	1:22.822	7 -	1:19.875	12 -	1:19.042	17 -	<b>1:16.679</b>		
3 -	1:21.276	8 -	1:23.332	13 -	1:20.783	18 -	1:19.794		
4 -	1:23.154	9 -	1:21.123	14 -	1:16.877	19 -	1:28.002		
5 -	1:23.083	10 -	1:21.671	15 -	1:17.367	20 -	1:36.013		

**CAR 22 - NON STARTER. CAR 18 - WITHDRAWN.**  
 Weather/Track: Cloud/Damp

**HSCC Historic Formula 2 FIA International Series**  
**RACE 2 - LAP ANALYSIS - Donington Park - 2/3/4 May 2015**  
 (contd.)

<b>39</b>	<b>Martin BULLOCK</b>	Chevron B17
1 - 1:30.732	6 - 1:13.894	
2 - 1:16.256	7 - <b>1:13.683</b>	
3 - 1:15.562		
4 - 1:14.538		
5 - 1:13.829		
<b>47</b>	<b>Frazer GIBNEY</b>	March 76B
1 - 1:24.816	6 - 1:14.735	11 - 1:15.684
2 - 1:14.470	7 - 1:14.822	12 - 1:14.980
3 - 1:14.708	8 - 1:14.204	13 - 1:18.758
4 - 1:14.078	9 - 1:15.516	14 - 1:14.327
5 - 1:14.555	10 - 1:19.536	15 - 1:13.948
		16 - 1:13.964
		17 - 1:13.790
		18 - <b>1:13.694</b>
		19 - 1:15.921
		20 - 1:17.084
		21 - 1:19.130
<b>48</b>	<b>Tim BARRINGTON</b>	Lola T240
1 - 1:35.630		
2 - 1:13.844		
3 - <b>1:13.754</b>		
4 - 1:14.297		
<b>50</b>	<b>Paul BASON</b>	March 712
1 - 1:25.431	6 - 1:15.404	11 - 1:15.304
2 - 1:15.724	7 - 1:14.704	12 - 1:14.201
3 - 1:15.445	8 - 1:13.893	13 - 1:20.255
4 - 1:13.565	9 - 1:18.664	14 - 1:17.424
5 - 1:13.702	10 - 1:17.234	15 - 1:13.382
		16 - <b>1:12.092</b>
		17 - 1:12.453
		18 - 1:13.076
		19 - 1:14.775
		20 - 1:16.528
		21 - 1:19.267
<b>54</b>	<b>James HANSON</b>	Chevron B42
1 - 1:14.333	6 - 1:07.117	11 - 1:08.712
2 - 1:07.522	7 - 1:08.147	12 - 1:06.638
3 - 1:07.937	8 - 1:07.282	13 - 1:07.669
4 - 1:06.806	9 - 1:08.315	14 - 1:07.522
5 - 1:07.545	10 - 1:09.845	15 - 1:06.945
		16 - 1:06.498
		17 - 1:06.803
		18 - 1:06.759
		19 - 1:06.466
		20 - <b>1:06.219</b>
		21 - 1:06.768
		22 - 1:08.621
		23 - 1:10.879
<b>65</b>	<b>Jamie BRASHAW</b>	Chevron B25
1 - 1:24.393	6 - 1:18.288	
2 - 1:12.124	7 - 1:12.597	
3 - 1:11.838	8 - 1:14.140	
4 - <b>1:10.393</b>	9 - 1:25.972P	
5 - 1:12.427		

**CAR 22 - NON STARTER. CAR 18 - WITHDRAWN.**  
 Weather/Track: Cloud/Damp



**HSCC Historic Formula 2 FIA International Series**  
**RACE 2 - LAP ANALYSIS - Donington Park - 2/3/4 May 2015**  
 (contd.)

<b>77</b>	Daniel GLANZ	Lola T360
<b>85</b>	C. LILLINGSTON-PRICE	Chevron B40
1 - 1:19.887	6 - <b>1:12.061</b>	11 - 1:20.098P
2 - 1:12.394	7 - 1:12.682	
3 - 1:13.301	8 - 1:13.882	
4 - 1:13.013	9 - 1:16.495	
5 - 1:12.343	10 - 1:13.946	

CAR 22 - NON STARTER. CAR 18 - WITHDRAWN.  
 Weather/Track: Cloud/Damp

**HSCC Historic Formula 2 FIA International Series**  
**RACE 2 - LAP CHART - Donington Park - 2/3/4 May 2015**

Lap 1			Lap 2			Lap 3			Lap 4			Lap 5		
No	Behind	Laptime	No	Behind	Laptime	No	Behind	Laptime	No	Behind	Laptime	No	Behind	Laptime
10		1:12.429	10		1:07.388	10		1:06.185	10		1:05.272	10		1:07.927
5	0.608	1:13.037	5	1.260	1:08.040	5	2.996	1:07.921	5	4.993	1:07.269	37	1 LAP	1:23.154
54	1.904	1:14.333	54	2.038	1:07.522	54	3.790	1:07.937	54	5.324	1:06.806	54	4.942	1:07.545
4	3.669	1:16.098	4	5.928	1:09.647	4	8.748	1:09.005	4	11.417	1:07.941	20	1 LAP	1:22.579
36	4.071	1:16.500	36	6.624	1:09.941	36	9.319	1:08.880	36	12.460	1:08.413	5	6.003	1:08.937
1	6.760	1:19.189	1	11.755	1:12.383	1	19.079	1:13.509	23	25.536	1:07.788	8	1 LAP	1:22.985
85	7.458	1:19.887	85	12.464	1:12.394	85	19.580	1:13.301	1	26.712	1:12.905	4	11.809	1:08.319
65	11.964	1:24.393	65	16.700	1:12.124	65	22.353	1:11.838	85	27.321	1:13.013	36	13.294	1:08.761
47	12.387	1:24.816	47	19.469	1:14.470	23	23.020	1:08.021	65	27.474	1:10.393	23	24.659	1:07.050
3	12.665	1:25.094	3	20.475	1:15.198	47	27.992	1:14.708	47	36.798	1:14.078	1	30.974	1:12.189
50	13.002	1:25.431	23	21.184	1:09.521	3	29.482	1:15.192	3	37.691	1:13.481	85	31.737	1:12.343
32	16.528	1:28.957	50	21.338	1:15.724	50	30.598	1:15.445	50	38.891	1:13.565	65	31.974	1:12.427
39	18.303	1:30.732	32	26.961	1:17.821	32	35.992	1:15.216	39	45.814	1:14.538	47	43.426	1:14.555
23	19.051	1:31.480	39	27.171	1:16.256	39	36.548	1:15.562	32	46.150	1:15.430	3	44.112	1:14.348
48	23.201	1:35.630	48	29.657	1:13.844	48	37.226	1:13.754	48	46.251	1:14.297	50	44.666	1:13.702
37	23.729	1:36.158	17	35.236	1:18.597	17	46.833	1:17.782	17	1:00.420	1:18.859	39	51.716	1:13.829
17	24.027	1:36.456	37	39.163	1:22.822	37	54.254	1:21.276				32	1:03.872	1:25.649
20	25.289	1:37.718	20	40.016	1:22.115	20	55.954	1:22.123						
8	26.341	1:38.770	8	42.127	1:23.174	8	58.847	1:22.905						

**CAR 22 - NON STARTER. CAR 18 - WITHDRAWN.**  
**Weather/Track: Cloud/Damp**

Donington Park  
Circuit Length = 1.9790 miles.  
Start: 15:07 End: 15:33

**HSCC Historic Formula 2 FIA International Series**  
**RACE 2 - LAP CHART - Donington Park - 2/3/4 May 2015**  
 (contd.)

Lap 6			Lap 7			Lap 8			Lap 9			Lap 10		
No	Behind	Laptime	No	Behind	Laptime	No	Behind	Laptime	No	Behind	Laptime	No	Behind	Laptime
10		1:07.391	10		1:08.937	10		1:07.317	10		1:07.728	10		1:12.698
17	1 LAP	1:18.044	54	3.878	1:08.147	54	3.843	1:07.282	54	4.430	1:08.315	54	1.577	1:09.845
54	4.668	1:07.117	5	10.194	1:12.297	5	11.300	1:08.423	5	11.770	1:08.198	50	1 LAP	1:18.664
5	6.834	1:08.222	32	1 LAP	1:23.491	4	22.198	1:12.438	4	24.128	1:09.658	3	1 LAP	1:17.139
4	17.080	1:12.662	17	1 LAP	1:18.197	36	22.528	1:11.989	36	24.871	1:10.071	5	7.282	1:08.210
36	17.365	1:11.462	4	17.077	1:08.934	23	26.057	1:11.067	23	25.521	1:07.192	23	21.111	1:08.288
37	1 LAP	1:23.083	36	17.856	1:09.428	17	1 LAP	1:21.100	17	1 LAP	1:20.022	4	21.858	1:10.428
20	1 LAP	1:23.714	23	22.307	1:07.420	37	1 LAP	1:19.875	1	54.803	1:17.679	36	23.824	1:11.651
8	1 LAP	1:21.723	37	1 LAP	1:20.211	20	1 LAP	1:19.575	85	55.484	1:16.495	17	1 LAP	1:21.409
23	23.824	1:06.556	20	1 LAP	1:19.684	1	44.852	1:13.452	37	1 LAP	1:23.332	1	56.241	1:14.136
1	35.845	1:12.262	8	1 LAP	1:20.618	32	1 LAP	1:42.367P	20	1 LAP	1:23.065	85	56.732	1:13.946
85	36.407	1:12.061	1	38.717	1:11.809	85	46.717	1:13.882	8	1 LAP	1:22.687	37	1 LAP	1:21.123
65	42.871	1:18.288	85	40.152	1:12.682	8	1 LAP	1:21.756	65	1:11.598	1:25.972P			
47	50.770	1:14.735	65	46.531	1:12.597	65	53.354	1:14.140	47	1:11.330	1:15.516			
50	52.679	1:15.404	47	56.655	1:14.822	47	1:03.542	1:14.204						
3	53.227	1:16.506	50	58.446	1:14.704	50	1:05.022	1:13.893						
39	58.219	1:13.894	3	59.367	1:15.077	3	1:07.202	1:15.152						
			39	1:02.965	1:13.683									

**CAR 22 - NON STARTER. CAR 18 - WITHDRAWN.**  
**Weather/Track: Cloud/Damp**

Donington Park  
 Circuit Length = 1.9790 miles.  
 Start: 15:07 End: 15:33

**HSCC Historic Formula 2 FIA International Series**  
**RACE 2 - LAP CHART - Donington Park - 2/3/4 May 2015**  
 (contd.)

Lap 11			Lap 12			Lap 13			Lap 14			Lap 15		
No	Behind	Laptime	No	Behind	Laptime	No	Behind	Laptime	No	Behind	Laptime	No	Behind	Laptime
10		1:09.956	10		1:06.291	10		1:06.996	10		1:07.601	10		1:06.094
54	0.333	1:08.712	85	1 LAP	1:20.098P	17	2 LAPS	1:17.773	54	1.274	1:07.522	54	2.125	1:06.945
20	2 LAPS	1:23.238	54	0.680	1:06.638	54	1.353	1:07.669	1	1 LAP	1:12.657	1	1 LAP	1:11.604
8	2 LAPS	1:22.299	5	9.840	1:08.173	5	10.926	1:08.082	17	2 LAPS	1:16.260	5	12.322	1:07.919
5	7.958	1:10.632	37	2 LAPS	1:21.671	37	2 LAPS	1:18.887	5	10.497	1:07.172	17	2 LAPS	1:17.253
47	1 LAP	1:19.536	20	2 LAPS	1:19.718	20	2 LAPS	1:18.407	36	33.527	1:12.742	36	34.958	1:07.525
50	1 LAP	1:17.234	47	1 LAP	1:15.684	47	1 LAP	1:14.980	4	34.187	1:13.367	4	36.100	1:08.007
3	1 LAP	1:16.858	50	1 LAP	1:15.304	50	1 LAP	1:14.201	37	2 LAPS	1:19.042	3	1 LAP	1:12.634
23	19.134	1:07.979	3	1 LAP	1:15.663	23	27.133	1:12.710	47	1 LAP	1:18.758	47	1 LAP	1:14.327
4	20.439	1:08.537	23	21.419	1:08.576	3	1 LAP	1:14.791	3	1 LAP	1:16.484	50	1 LAP	1:17.424
36	23.722	1:09.854	8	2 LAPS	1:24.714	36	28.386	1:08.985	50	1 LAP	1:20.255	37	2 LAPS	1:20.783
17	1 LAP	1:18.537	4	23.204	1:09.056	4	28.421	1:12.213	20	2 LAPS	1:21.836	20	2 LAPS	1:18.227
1	58.665	1:12.380	36	26.397	1:08.966	8	2 LAPS	1:22.838	23	49.335	1:29.803P			
			1	1:06.106	1:13.732				8	2 LAPS	1:21.367			

**CAR 22 - NON STARTER. CAR 18 - WITHDRAWN.**  
**Weather/Track: Cloud/Damp**

**HSCC Historic Formula 2 FIA International Series**  
**RACE 2 - LAP CHART - Donington Park - 2/3/4 May 2015**  
 (contd.)

Lap 16			Lap 17			Lap 18			Lap 19			Lap 20		
No	Behind	Laptime	No	Behind	Laptime	No	Behind	Laptime	No	Behind	Laptime	No	Behind	Laptime
10		1:06.417	10		1:06.050	10		1:08.416	10		1:06.329	10		1:05.813
8	3 LAPS	1:21.024	54	2.959	1:06.803	54	1.302	1:06.759	54	1.439	1:06.466	3	2 LAPS	1:12.999
54	2.206	1:06.498	5	13.820	1:06.479	37	3 LAPS	1:17.367	50	2 LAPS	1:12.453	54	1.845	1:06.219
5	13.391	1:07.486	8	3 LAPS	1:22.663	20	3 LAPS	1:19.339	5	12.859	1:07.327	47	2 LAPS	1:13.694
1	1 LAP	1:12.351	1	1 LAP	1:12.755	5	11.861	1:06.457	37	3 LAPS	1:17.863	50	2 LAPS	1:13.076
17	2 LAPS	1:16.215	36	37.484	1:07.647	1	1 LAP	1:14.603	20	3 LAPS	1:17.443	5	12.933	1:05.887
36	35.887	1:07.346	4	38.163	1:07.298	8	3 LAPS	1:21.931	1	1 LAP	1:13.311	37	3 LAPS	1:16.679
4	36.915	1:07.232	17	2 LAPS	1:16.419	36	36.378	1:07.310	36	37.551	1:07.502	20	3 LAPS	1:16.467
3	1 LAP	1:12.778	3	1 LAP	1:12.583	4	36.968	1:07.221	4	38.322	1:07.683	36	39.767	1:08.029
47	1 LAP	1:13.948	47	1 LAP	1:13.964	17	2 LAPS	1:15.955	8	3 LAPS	1:20.976	4	40.545	1:08.036
50	1 LAP	1:13.382	50	1 LAP	1:12.092	3	1 LAP	1:12.555	17	2 LAPS	1:15.321	1	1 LAP	1:15.165
37	2 LAPS	1:16.877				47	1 LAP	1:13.790				8	3 LAPS	1:19.386
20	2 LAPS	1:17.288												

**CAR 22 - NON STARTER. CAR 18 - WITHDRAWN.**  
**Weather/Track: Cloud/Damp**

Donington Park  
 Circuit Length = 1.9790 miles.  
 Start: 15:07 End: 15:33

**HSCC Historic Formula 2 FIA International Series**  
**RACE 2 - LAP CHART - Donington Park - 2/3/4 May 2015**  
 (contd.)

Lap 21			Lap 22			Lap 23			Lap 24			Lap 25		
No	Behind	Laptime	No	Behind	Laptime	No	Behind	Laptime	No	Behind	Laptime	No	Behind	Laptime
10		1:06.559	10		1:08.577	10		1:09.173						
17	3 LAPS	1:16.065	54	2.098	1:08.621	54	3.804	1:10.879						
54	2.054	1:06.768	8	4 LAPS	1:22.775	5	16.554	1:10.270						
3	2 LAPS	1:14.201	17	3 LAPS	1:17.362	17	3 LAPS	1:18.372						
5	14.442	1:08.068	5	15.457	1:09.592	3	2 LAPS	1:15.661						
50	2 LAPS	1:14.775	3	2 LAPS	1:15.168	8	4 LAPS	1:26.976						
47	2 LAPS	1:15.921	50	2 LAPS	1:16.528	50	2 LAPS	1:19.267						
37	3 LAPS	1:19.794	47	2 LAPS	1:17.084	47	2 LAPS	1:19.130						
20	3 LAPS	1:17.776	36	48.881	1:14.289	36	52.732	1:13.024						
36	43.169	1:09.961	20	3 LAPS	1:24.754	4	1:05.678	1:15.279						
1	1 LAP	1:14.561	4	59.572	1:12.494	1	1 LAP	1:21.526						
4	55.655	1:21.669	37	3 LAPS	1:28.002	37	3 LAPS	1:36.013						
			1	1 LAP	1:17.785									

**CAR 22 - NON STARTER. CAR 18 - WITHDRAWN.**  
**Weather/Track: Cloud/Damp**

**HGPCA Pre'61 and Pre'66 Grand Prix Cars**  
**RACE 3 - QUALIFYING - Donington Park - 2/3/4 May 2015**

POS	NO	CL	DRIVER	NAT	CAR	TIME	LAPS	GAP	MPH
1	11	12	Jon FAIRLEY		Brabham BT11	1:18.729	13		90.49
2	22	12	Peter HORSMAN		Lotus 18	1:19.136	11	0.407	90.02
3	30	8	Julian BRONSON		Scarab Offenhauser	1:20.522	11	1.793	88.47
4	9	7B	Chris DRAKE		Cooper T53	1:21.482	7	2.753	87.43
5	3	7B	Barry CANNELL		Cooper T51	1:21.752	12	3.023	87.14
6	99	12	John EVANS		Brabham BT4	1:22.146	11	3.417	86.72
7	66	11	Sid HOOLE		Cooper T66	1:22.155	11	3.426	86.71
8	71	10	Alan BAILLIE		Cooper T71/73	1:23.719	13	4.990	85.09
9	28	7B	Michael STEELE		Connaught C8	1:24.034	14	5.305	84.78
10	31	6	Guillermo FIERRO		Maserati 250F	1:24.960	14	6.231	83.85
11	61	12	Rainer OTT		Cooper T53	1:25.072	10	6.343	83.74
12	26	11	Peter MULLEN		BRM P261	1:25.417	12	6.688	83.40
13	12	7A	Wolfgang FRIEDRICH		Aston Martin DBR4	1:26.200	13	7.471	82.65
14	7	7B	Paul GRIFFIN		Cooper T51	1:26.214	13	7.485	82.63
15	14	9	Malcolm COOK		Cooper T43	1:26.592	9	7.863	82.27
16	4	3	Nick TOPLISS		ERA R4A	1:26.967	13	8.238	81.92
17	75	5	Eddie MCGUIRE		Cooper-Bristol Mk1	1:27.498	12	8.769	81.42
18	53	12	Scotty TAYLOR		Cooper T53	1:27.812	13	9.083	81.13
19	8	9	Tony DITHERIDGE		Cooper T51	1:27.947	8	9.218	81.00
20	16	8	Marc VALVEKENS		Aston Martin DBR4/4	1:28.174	13	9.445	80.79
21	19	5	Paul GRANT		Cooper-Bristol Mk2	1:28.951	13	10.222	80.09
22	39	5	David WENMAN		Cooper-Bristol Mk1	1:29.256	10	10.527	79.82
23	248	6	Klaus LEHR		Maserati 250F	1:29.268	10	10.539	79.80
24	43	7C	Clive WILSON		Cooper T43	1:29.531	13	10.802	79.57
25	20	10	Stephen BOND		Lotus 18	1:30.949	13	12.220	78.33
26	13	10	Erik STAES		Lotus 18/21	1:31.178	12	12.449	78.13
27	27	9	Chris WILSON		Cooper Maserati	1:31.830	2	13.101	77.58
28	5	2	Richard PILKINGTON		Talbot Lago T26	1:33.395	12	14.666	76.28
29	18	INV	Nigel BATCHELOR		Kieft GP	1:33.407	11	14.678	76.27
30	41	7C	Brian MAILE		Cooper T41	1:34.487	12	15.758	75.40
31	29	9	John DAVIES		Cooper T45	1:34.895	9	16.166	75.07
32	25	6	Stephan RETTENMAIER		Maserati 250F	1:42.755	11	24.026	69.33
33	2	8	Rod JOLLEY		Lister Jaguar Monzanapolis	8:35.646	1	7:16.917	13.81

**CAR 10 DID NOT COMPLETE A FULL LAP**

Weather/Track: Cloud/Dry

These results are provisional until the conclusion of any judicial and technical matters.

Donington Park

Circuit Length = 1.9790 miles.

Start: 10:16 End: 10:36

Clerk of the Course:

Timekeeper:

**HGPCA Pre'61 and Pre'66 Grand Prix Cars**  
**RACE 3 - QUALIFYING LAP ANALYSIS - Donington Park - 2/3/4 May 2015**

<b>2</b>	<b>Rod JOLLEY</b>	Lister Jaguar Monzanapolis
1 - <b>8:35.646</b>		
<b>3</b>	<b>Barry CANNELL</b>	Cooper T51
1 - 9:05.890    6 - 1:23.967    11 - 1:32.624 2 - 1:37.676    7 - <b>1:21.752</b> 12 - 1:40.295P 3 - 1:28.469    8 - 1:26.833 4 - 1:22.894    9 - 1:21.881 5 - 1:23.774    10 - 1:25.060		
<b>4</b>	<b>Nick TOPLISS</b>	ERA R4A
1 - 8:25.979    6 - 1:27.101    11 - 1:28.727 2 - 1:34.575    7 - <b>1:26.967</b> 12 - 1:29.341 3 - 1:28.166    8 - 1:29.065    13 - 1:42.301P 4 - 1:28.350    9 - 1:28.653 5 - 1:27.495    10 - 1:28.867		
<b>5</b>	<b>Richard PILKINGTON</b>	Talbot Lago T26
1 - 8:26.351    6 - <b>1:33.395</b> 11 - 1:38.589 2 - 1:43.261    7 - 1:39.628    12 - 1:50.762P 3 - 1:38.827    8 - 1:43.904 4 - 1:38.104    9 - 1:39.376 5 - 1:38.476    10 - 1:36.532		
<b>7</b>	<b>Paul GRIFFIN</b>	Cooper T51
1 - 9:03.805    6 - 1:26.303    11 - 1:31.923 2 - 1:42.037    7 - <b>1:26.214</b> 12 - 1:34.033 3 - 1:34.570    8 - 1:28.566    13 - 1:26.236 4 - 1:29.286    9 - 1:28.335 5 - 1:28.030    10 - 1:37.990		
<b>8</b>	<b>Tony DITHERIDGE</b>	Cooper T51
1 - 8:11.521    6 - <b>1:27.947</b> 2 - 1:32.612    7 - 1:29.010 3 - 1:29.185    8 - 1:41.680P 4 - 1:28.266 5 - 1:29.733		

**CAR 10 DID NOT COMPLETE A FULL LAP**  
Weather/Track: Cloud/Dry



**HGPCA Pre'61 and Pre'66 Grand Prix Cars**  
**RACE 3 - QUALIFYING LAP ANALYSIS - Donington Park - 2/3/4 May 2015**  
 (contd.)

<b>9</b>	<b>Chris DRAKE</b>	Cooper T53
1 - 9:06.467	6 - 1:23.651	
2 - 1:37.311	7 - <b>1:21.482</b>	
3 - 1:24.811		
4 - 1:22.149		
5 - 1:24.582		
<b>10</b>	<b>Will NUTHALL</b>	Cooper T53
1 - 9:38.902P		
<b>11</b>	<b>Jon FAIRLEY</b>	Brabham BT11
1 - 9:05.044	6 - 1:19.623	11 - 1:23.987
2 - 1:34.162	7 - <b>1:18.729</b>	12 - 1:24.270
3 - 1:23.043	8 - 1:22.434	13 - 1:32.362P
4 - 1:21.154	9 - 1:24.596	
5 - 1:20.121	10 - 1:25.758	
<b>12</b>	<b>Wolfgang FRIEDRICHS</b>	Aston Martin DBR4
1 - 8:06.462	6 - 1:27.634	11 - 1:29.543
2 - 1:33.952	7 - <b>1:26.200</b>	12 - 1:30.565
3 - 1:30.668	8 - 1:32.804	13 - 1:27.589
4 - 1:35.040P	9 - 1:28.814	
5 - 2:46.252	10 - 1:29.690	
<b>13</b>	<b>Erik STAES</b>	Lotus 18/21
1 - 9:08.867	6 - 1:31.299	11 - <b>1:31.178</b>
2 - 1:42.577	7 - 1:31.240	12 - 1:31.577
3 - 1:42.014	8 - 1:32.582	
4 - 1:33.567	9 - 1:34.489	
5 - 1:33.513	10 - 1:31.749	
<b>14</b>	<b>Malcolm COOK</b>	Cooper T43
1 - 8:26.142	6 - <b>1:26.592</b>	
2 - 1:29.224	7 - 1:26.624	
3 - 1:27.429	8 - 1:29.192	
4 - 1:27.846	9 - 1:40.140P	
5 - 1:28.933		

**CAR 10 DID NOT COMPLETE A FULL LAP**  
 Weather/Track: Cloud/Dry

**HGPCA Pre'61 and Pre'66 Grand Prix Cars**  
**RACE 3 - QUALIFYING LAP ANALYSIS - Donington Park - 2/3/4 May 2015**  
 (contd.)

<b>16</b>	<b>Marc VALVEKENS</b>	Aston Martin DBR4/4
1 - 9:03.236	6 - 1:29.874	11 - 1:29.764
2 - 1:38.420	7 - 1:29.893	12 - 1:41.633
3 - 1:32.388	8 - 1:32.730	13 - <b>1:28.174</b>
4 - 1:30.079	9 - 1:32.167	
5 - 1:30.009	10 - 1:32.932	
<b>18</b>	<b>Nigel BATCHELOR</b>	Kieft GP
1 - 8:55.586	6 - <b>1:33.407</b>	11 - 1:35.038
2 - 1:52.971	7 - 1:36.548	
3 - 1:41.733	8 - 1:35.195	
4 - 1:35.591	9 - 1:43.016P	
5 - 1:35.335	10 - 4:03.583	
<b>19</b>	<b>Paul GRANT</b>	Cooper-Bristol Mk2
1 - 9:07.378	6 - 1:31.035	11 - 1:29.698
2 - 1:39.828	7 - 1:29.333	12 - 1:31.179
3 - 1:35.573	8 - 1:35.014	13 - 1:29.466
4 - 1:30.454	9 - 1:32.098	
5 - <b>1:28.951</b>	10 - 1:31.230	
<b>20</b>	<b>Stephen BOND</b>	Lotus 18
1 - 8:30.828	6 - 1:33.358	11 - 1:33.922
2 - 1:41.956	7 - <b>1:30.949</b>	12 - 1:37.798
3 - 1:37.277	8 - 1:35.347	13 - 1:34.421
4 - 1:36.586	9 - 1:32.853	
5 - 1:37.341	10 - 1:31.078	
<b>22</b>	<b>Peter HORSMAN</b>	Lotus 18
1 - 8:24.423	6 - 1:20.379	11 - 1:33.824P
2 - 1:24.963	7 - <b>1:19.136</b>	
3 - 1:24.054	8 - 1:19.294	
4 - 1:21.057	9 - 1:19.207	
5 - 1:20.550	10 - 1:26.294	
<b>25</b>	<b>Stephan RETTENMAIER</b>	Maserati 250F
1 - 9:23.171	6 - 1:44.200	11 - <b>1:42.755</b>
2 - 1:47.281	7 - 1:50.476	
3 - 1:48.364	8 - 1:46.012	
4 - 1:44.767	9 - 1:49.192	
5 - 1:45.385	10 - 1:43.663	

**CAR 10 DID NOT COMPLETE A FULL LAP**  
 Weather/Track: Cloud/Dry

**HGPCA Pre'61 and Pre'66 Grand Prix Cars**  
**RACE 3 - QUALIFYING LAP ANALYSIS - Donington Park - 2/3/4 May 2015**  
 (contd.)

<b>26</b>	<b>Peter MULLEN</b>	BRM P261
1 - 9:10.963	6 - 1:28.599	11 - 1:26.013
2 - 1:41.126	7 - <b>1:25.417</b>	12 - 1:36.372P
3 - 1:35.274	8 - 1:30.408	
4 - 1:29.488	9 - 1:32.677	
5 - 1:26.297	10 - 1:28.972	
<b>27</b>	<b>Chris WILSON</b>	Cooper Maserati
1 - 8:25.597		
2 - <b>1:31.830</b>		
<b>28</b>	<b>Michael STEELE</b>	Connaught C8
1 - 8:27.045	6 - 1:24.134	11 - 1:26.185
2 - 1:32.633	7 - 1:26.305	12 - 1:26.541
3 - 1:26.004	8 - <b>1:24.034</b>	13 - 1:25.440
4 - 1:25.612	9 - 1:30.211	14 - 1:24.796
5 - 1:26.172	10 - 1:26.071	
<b>29</b>	<b>John DAVIES</b>	Cooper T45
1 - 9:09.866	6 - 1:34.938	
2 - 1:40.212	7 - 1:38.107	
3 - 1:36.431	8 - 1:37.639	
4 - <b>1:34.895</b>	9 - 1:50.343P	
5 - 1:34.927		
<b>30</b>	<b>Julian BRONSON</b>	Scarab Offenhauser
1 - 9:02.429	6 - 3:02.424	11 - 1:45.133P
2 - 1:30.898	7 - 1:23.214	
3 - 1:32.642P	8 - 1:24.587	
4 - 3:16.223	9 - 1:21.834	
5 - 1:34.631P	10 - <b>1:20.522</b>	
<b>31</b>	<b>Guillermo FIERRO</b>	Maserati 250F
1 - 8:19.079	6 - 1:25.424	11 - 1:32.654
2 - 1:31.140	7 - <b>1:24.960</b>	12 - 1:25.293
3 - 1:27.258	8 - 1:25.006	13 - 1:34.887
4 - 1:26.400	9 - 1:28.654	14 - 1:34.050
5 - 1:27.218	10 - 1:25.858	

**CAR 10 DID NOT COMPLETE A FULL LAP**  
 Weather/Track: Cloud/Dry

**HGPCA Pre'61 and Pre'66 Grand Prix Cars**  
**RACE 3 - QUALIFYING LAP ANALYSIS - Donington Park - 2/3/4 May 2015**  
 (contd.)

<b>39</b>	<b>David WENMAN</b>	Cooper-Bristol Mk1
1 - 8:08.633	6 - 1:29.384	
2 - 1:33.242	7 - <b>1:29.256</b>	
3 - 1:31.696	8 - 1:40.801	
4 - 1:31.750	9 - 1:35.254	
5 - 1:31.261	10 - 1:40.310P	
<b>41</b>	<b>Brian MAILE</b>	Cooper T41
1 - 8:58.628	6 - 1:34.948	11 - 1:34.710
2 - 1:44.578	7 - <b>1:34.487</b>	12 - 1:35.195
3 - 1:39.212	8 - 1:34.500	
4 - 1:36.779	9 - 1:36.174	
5 - 1:35.448	10 - 1:38.222	
<b>43</b>	<b>Clive WILSON</b>	Cooper T43
1 - 8:57.628	6 - 1:31.310	11 - 1:29.630
2 - 1:43.633	7 - 1:29.748	12 - 1:31.364
3 - 1:34.659	8 - 1:34.081	13 - <b>1:29.531</b>
4 - 1:33.776	9 - 1:30.939	
5 - 1:30.045	10 - 1:30.052	
<b>53</b>	<b>Scotty TAYLOR</b>	Cooper T53
1 - 9:02.122	6 - 1:30.247	11 - 1:36.973
2 - 1:42.621	7 - <b>1:27.812</b>	12 - 1:37.030
3 - 1:35.190	8 - 1:31.868	13 - 1:38.299
4 - 1:28.626	9 - 1:32.142	
5 - 1:28.921	10 - 1:34.973	
<b>61</b>	<b>Rainer OTT</b>	Cooper T53
1 - 8:38.561	6 - 1:26.387	
2 - 1:30.075	7 - 1:25.846	
3 - 1:26.634	8 - 1:25.939	
4 - 1:25.564	9 - 1:27.696	
5 - <b>1:25.072</b>	10 - 1:39.779P	
<b>66</b>	<b>Sid HOOLE</b>	Cooper T66
1 - 8:58.917	6 - 1:25.950	11 - 1:40.182P
2 - 1:35.621	7 - 1:23.841	
3 - 1:27.406	8 - <b>1:22.155</b>	
4 - 1:25.169	9 - 1:24.989	
5 - 1:23.548	10 - 1:27.663	

**CAR 10 DID NOT COMPLETE A FULL LAP**  
**Weather/Track: Cloud/Dry**

**HGPCA Pre'61 and Pre'66 Grand Prix Cars**  
**RACE 3 - QUALIFYING LAP ANALYSIS - Donington Park - 2/3/4 May 2015**  
 (contd.)

<b>71</b>	<b>Alan BAILLIE</b>	Cooper T71/73
1 - 9:16.615	6 - 1:24.603	11 - 1:24.485
2 - 1:31.427	7 - 1:24.113	12 - 1:26.094
3 - 1:30.674	8 - 1:24.044	13 - 1:33.624
4 - 1:27.246	9 - <b>1:23.719</b>	
5 - 1:25.583	10 - 1:24.323	
<b>75</b>	<b>Eddie MCGUIRE</b>	Cooper-Bristol Mk1
1 - 8:00.358	6 - 1:29.379	11 - 1:29.410
2 - 1:33.573	7 - 1:27.514	12 - 1:39.749P
3 - 1:32.284	8 - <b>1:27.498</b>	
4 - 1:28.086	9 - 1:33.370	
5 - 1:31.043	10 - 1:28.752	
<b>99</b>	<b>John EVANS</b>	Brabham BT4
1 - 8:59.624	6 - 1:26.208	11 - 1:37.135P
2 - 1:36.751	7 - <b>1:22.146</b>	
3 - 1:27.445	8 - 1:23.410	
4 - 1:24.606	9 - 1:26.102	
5 - 1:26.689	10 - 1:29.091	
<b>248</b>	<b>Klaus LEHR</b>	Maserati 250F
1 - 9:05.542	6 - 1:31.316	
2 - 1:40.982	7 - 1:29.508	
3 - 1:35.324	8 - 1:35.407	
4 - 1:29.627	9 - 1:30.850	
5 - <b>1:29.268</b>	10 - 1:46.500P	

**CAR 10 DID NOT COMPLETE A FULL LAP**  
 Weather/Track: Cloud/Dry

**HGPCA Pre'61 and Pre'66 Grand Prix Cars**  
**RACE 3 - AMENDED GRID - Donington Park - 2/3/4 May 2015**

ROW 16	25	RET TENMAIER	2	JOLLEY
ROW 15	41	MAILE	29	DAVIES
ROW 14	5	PILKINGTON	18	BATCHELOR
ROW 13	13	STAES	27	WILSON
ROW 12	43	WILSON	20	BOND
ROW 11	39	WENMAN	248	LEHR
ROW 10	16	VALVEKENS	19	GRANT
ROW 9	53	TAYLOR	8	DITHERIDGE
ROW 8	4	TOPLISS	75	MCGUIRE
ROW 7	7	GRIFFIN	14	COOK
ROW 6	26	MULLEN	12	FRIEDRICHS
ROW 5	31	FIERRO	61	OTT
ROW 4	71	BAILLIE	28	STEELE
ROW 3	99	EVANS	66	HOOLE
ROW 2	30	BRONSON	3	CANNELL
ROW 1	11	FAIRLEY	22	HORSMAN
		POLE		

**CAR 10 REMOVED FROM GRID - DID NOT QUALIFY. CAR 9 WITHDRAWN.**

**CAR 2 - ALLOWED TO START FROM BACK OF GRID**

**These results are provisional until the conclusion of any judicial and technical matters.**

Donington Park

Circuit Length = 1.9790 miles.

Start: 10:16 End: 10:36

Clerk of the Course:

Timekeeper:

# HGPCA Pre'61 and Pre'66 Grand Prix Cars

## RACE 3 - CLASSIFICATION - Donington Park - 2/3/4 May 2015

POS	NO	CL	DRIVER	NAT	CAR	TIME	LAPS	GAP	MPH	BEST
1	22	12	Peter HORSMAN		Lotus 18	25:40.256	18		83.18	1:22.458
2	11	12	Jon FAIRLEY		Brabham BT11	25:50.805	18	10.549	82.62	1:21.850
3	30	8	Julian BRONSON		Scarab Offenhauser	26:15.983	18	35.727	81.30	1:23.351
4	26	11	Peter MULLEN		BRM P261	26:51.932	18	1:11.676	79.48	1:25.145
5	66	11	Sid HOOLE		Cooper T66	26:52.433	18	1:12.177	79.46	1:23.651
6	71	10	Alan BAILLIE		Cooper T71/73	27:07.215	18	1:26.959	78.74	1:25.397
7	27	9	Steve HART		Cooper Maserati	25:52.770	17	1 LAP	77.92	1:25.108
8	99	12	John EVANS		Brabham BT4	26:01.765	17	1 LAP	77.47	1:25.451
9	3	7B	Barry CANNELL		Cooper T51	26:02.045	17	1 LAP	77.46	1:26.971
10	28	7B	Michael STEELE		Connaught C8	26:04.620	17	1 LAP	77.33	1:26.095
11	16	8	Marc VALVEKENS		Aston Martin DBR4/4	26:13.883	17	1 LAP	76.88	1:27.773
12	31	6	Guillermo FIERRO		Maserati 250F	26:22.516	17	1 LAP	76.46	1:25.620
13	8	9	Tony DITHERIDGE		Cooper T51	26:40.655	17	1 LAP	75.59	1:29.190
14	14	9	Malcolm COOK		Cooper T43	27:00.623	17	1 LAP	74.66	1:30.100
15	75	5	Eddie MCGUIRE		Cooper-Bristol Mk1	27:03.099	17	1 LAP	74.55	1:30.434
16	43	7C	Clive WILSON		Cooper T43	27:05.005	17	1 LAP	74.46	1:30.799
17	53	12	Scotty TAYLOR		Cooper T53	27:08.934	17	1 LAP	74.28	1:30.326
18	12	7A	Wolfgang FRIEDRICH		Aston Martin DBR4	27:09.580	17	1 LAP	74.25	1:30.851
19	248	6	Klaus LEHR		Maserati 250F	27:10.210	17	1 LAP	74.22	1:31.132
20	7	7B	Paul GRIFFIN		Cooper T51	27:10.396	17	1 LAP	74.21	1:26.953
21	61	12	Rainer OTT		Cooper T53	27:25.718	17	1 LAP	73.52	1:27.408
22	4	3	Nick TOPLISS		ERA R4A	25:40.993	16	2 LAPS	73.90	1:31.557
23	18	INV	Nigel BATCHELOR		Kieft GP	26:03.592	16	2 LAPS	72.83	1:31.902
24	39	5	David WENMAN		Cooper-Bristol Mk1	26:03.664	16	2 LAPS	72.82	1:32.511
25	13	10	Erik STAES		Lotus 18/21	26:25.180	16	2 LAPS	71.84	1:33.494
26	41	7C	Brian MAILE		Cooper T41	26:37.862	16	2 LAPS	71.26	1:35.715
27	5	2	Richard PILKINGTON		Talbot Lago T26	27:07.509	16	2 LAPS	69.97	1:37.127
28	29	9	John DAVIES		Cooper T45	27:12.443	16	2 LAPS	69.76	1:36.216
29	25	6	Stephan RETTENMAIER		Maserati 250F	26:27.947	14	4 LAPS	62.74	1:47.469
30	20	10	Stephen BOND		Lotus 18	20:14.534	12	6 LAPS	70.30	1:34.647
31	19	5	Paul GRANT		Cooper-Bristol Mk2	5:08.966	3	15 LAPS	68.81	1:38.216
32	2	8	Rod JOLLEY		Lister Jaguar Monzanapolis	5:11.390	3	15 LAPS	68.28	1:35.074

### FASTEST LAP

11	12	Jon FAIRLEY	Brabham BT11	1:21.850	10	87.04mph	140.08kph
30	8	Julian BRONSON	Scarab Offenhauser	1:23.351	16	85.47mph	137.55kph
66	11	Sid HOOLE	Cooper T66	1:23.651	18	85.16mph	137.06kph
27	9	Steve HART	Cooper Maserati	1:25.108	15	83.71mph	134.71kph
71	10	Alan BAILLIE	Cooper T71/73	1:25.397	15	83.42mph	134.26kph
31	6	Guillermo FIERRO	Maserati 250F	1:25.620	14	83.21mph	133.91kph
28	7B	Michael STEELE	Connaught C8	1:26.095	17	82.75mph	133.17kph
75	5	Eddie MCGUIRE	Cooper-Bristol Mk1	1:30.434	16	78.78mph	126.78kph
43	7C	Clive WILSON	Cooper T43	1:30.799	16	78.46mph	126.27kph
12	7A	Wolfgang FRIEDRICH	Aston Martin DBR4	1:30.851	16	78.41mph	126.20kph
4	3	Nick TOPLISS	ERA R4A	1:31.557	15	77.81mph	125.22kph
18	INV	Nigel BATCHELOR	Kieft GP	1:31.902	15	77.52mph	124.75kph
5	2	Richard PILKINGTON	Talbot Lago T26	1:37.127	14	73.35mph	118.04kph

Weather/Track: Drizzle/Damp

These results are provisional until the conclusion of any judicial and technical matters.

Donington Park  
Circuit Length = 1.9790 miles.  
Start: 16:00 End: 16:26

Clerk of the Course:		Timekeeper:
----------------------	--	-------------

**HGPCA Pre'61 and Pre'66 Grand Prix Cars**  
**RACE 3 - LAP ANALYSIS - Donington Park - 2/3/4 May 2015**

<b>2</b>	<b>Rod JOLLEY</b>	Lister Jaguar Monzanapolis			
1 - 1:58.590 2 - 1:37.726 3 - <b>1:35.074</b>					
<b>3</b>	<b>Barry CANNELL</b>	Cooper T51			
1 - 1:43.782    6 - 1:32.834    11 - 1:31.255    16 - 1:27.636 2 - 1:43.321    7 - 1:30.450    12 - 1:31.039    17 - <b>1:26.971</b> 3 - 1:34.359    8 - 1:27.846    13 - 1:30.491 4 - 1:34.169    9 - 1:28.644    14 - 1:29.392 5 - 1:32.844    10 - 1:27.547    15 - 1:29.465					
<b>4</b>	<b>Nick TOPLISS</b>	ERA R4A			
1 - 1:57.223    6 - 1:34.280    11 - 1:32.841    16 - 1:34.835 2 - 1:42.186    7 - 1:35.134    12 - 1:32.438 3 - 1:41.785    8 - 1:34.135    13 - 1:32.340 4 - 1:36.744    9 - 1:33.073    14 - 1:32.193 5 - 1:37.645    10 - 1:32.584    15 - <b>1:31.557</b>					
<b>5</b>	<b>Richard PILKINGTON</b>	Talbot Lago T26			
1 - 2:04.310    6 - 1:42.080    11 - 1:40.633    16 - 1:37.998 2 - 1:44.035    7 - 1:40.878    12 - 1:40.733 3 - 1:40.924    8 - 1:40.508    13 - 1:39.332 4 - 1:39.953    9 - 1:40.129    14 - <b>1:37.127</b> 5 - 1:40.234    10 - 1:40.274    15 - 1:38.361					
<b>7</b>	<b>Paul GRIFFIN</b>	Cooper T51			
1 - 2:15.850    6 - 1:35.932    11 - 1:31.746    16 - 1:31.232 2 - 1:43.427    7 - 1:32.929    12 - 1:29.880    17 - 1:30.304 3 - 1:39.005    8 - 1:34.183    13 - 1:28.761 4 - 1:36.513    9 - 1:33.418    14 - 1:27.871 5 - 1:37.355    10 - 1:35.037    15 - <b>1:26.953</b>					
<b>8</b>	<b>Tony DITHERIDGE</b>	Cooper T51			
1 - 1:56.838    6 - 1:30.176    11 - 1:40.532    16 - <b>1:29.190</b> 2 - 1:41.823    7 - 1:30.727    12 - 1:31.458    17 - 1:29.924 3 - 1:36.004    8 - 1:31.257    13 - 1:33.063 4 - 1:32.422    9 - 1:29.515    14 - 1:32.000 5 - 1:33.943    10 - 1:30.088    15 - 1:31.695					

Weather/Track: Drizzle/Damp

www.mstworld.com

Page 1 of 6

Donington Park  
Circuit Length = 1.9790 miles.  
Start: 16:00 End: 16:26

Printed - 16:31 Saturday, 02 May 2015



**HGPCA Pre'61 and Pre'66 Grand Prix Cars**  
**RACE 3 - LAP ANALYSIS - Donington Park - 2/3/4 May 2015**  
 (contd.)

<b>11</b>	<b>Jon FAIRLEY</b>	Brabham BT11					
1 -	1:37.406	6 -	1:23.069	11 -	1:24.173	16 -	1:24.109
2 -	1:30.520	7 -	1:24.271	12 -	1:24.419	17 -	1:23.701
3 -	1:26.657	8 -	1:27.603	13 -	1:24.591	18 -	1:22.955
4 -	1:25.639	9 -	1:24.548	14 -	1:34.769		
5 -	1:24.833	10 -	<b>1:21.850</b>	15 -	1:25.692		
<b>12</b>	<b>Wolfgang FRIEDRICHS</b>	Aston Martin DBR4					
1 -	1:55.806	6 -	1:34.343	11 -	1:33.187	16 -	<b>1:30.851</b>
2 -	1:42.799	7 -	1:35.386	12 -	1:32.380	17 -	1:31.313
3 -	1:42.634	8 -	1:34.518	13 -	1:31.516		
4 -	1:40.431	9 -	1:33.250	14 -	1:32.219		
5 -	1:35.321	10 -	1:31.925	15 -	1:31.701		
<b>13</b>	<b>Erik STAES</b>	Lotus 18/21					
1 -	2:03.255	6 -	1:36.397	11 -	1:40.414	16 -	1:40.332
2 -	1:43.169	7 -	1:36.754	12 -	1:38.465		
3 -	1:39.124	8 -	1:35.825	13 -	1:37.112		
4 -	1:38.567	9 -	1:33.806	14 -	1:36.489		
5 -	1:37.052	10 -	<b>1:33.494</b>	15 -	1:34.925		
<b>14</b>	<b>Malcolm COOK</b>	Cooper T43					
1 -	1:57.984	6 -	1:33.606	11 -	1:33.075	16 -	1:31.462
2 -	1:42.063	7 -	1:34.726	12 -	1:33.769	17 -	<b>1:30.100</b>
3 -	1:38.320	8 -	1:32.753	13 -	1:35.099		
4 -	1:32.803	9 -	1:33.540	14 -	1:35.413		
5 -	1:32.289	10 -	1:33.285	15 -	1:30.336		
<b>16</b>	<b>Marc VALVEKENS</b>	Aston Martin DBR4/4					
1 -	1:55.800	6 -	1:31.687	11 -	1:31.492	16 -	1:28.124
2 -	1:40.482	7 -	1:31.048	12 -	1:31.080	17 -	1:28.753
3 -	1:36.830	8 -	1:29.850	13 -	1:29.675		
4 -	1:32.327	9 -	1:30.010	14 -	<b>1:27.773</b>		
5 -	1:31.868	10 -	1:29.196	15 -	1:27.888		
<b>18</b>	<b>Nigel BATCHELOR</b>	Kieft GP					
1 -	2:03.048	6 -	1:37.694	11 -	1:36.808	16 -	1:33.177
2 -	1:42.174	7 -	1:37.139	12 -	1:34.241		
3 -	1:38.925	8 -	1:35.557	13 -	1:35.206		
4 -	1:39.538	9 -	1:33.807	14 -	1:34.390		
5 -	1:36.526	10 -	1:33.460	15 -	<b>1:31.902</b>		

Weather/Track: Drizzle/Damp

www.mstworld.com

Page 2 of 6

Donington Park  
 Circuit Length = 1.9790 miles.  
 Start: 16:00 End: 16:26

Printed - 16:31 Saturday, 02 May 2015

**HGPCA Pre'61 and Pre'66 Grand Prix Cars**  
**RACE 3 - LAP ANALYSIS - Donington Park - 2/3/4 May 2015**  
 (contd.)

<b>19</b>	<b>Paul GRANT</b>	Cooper-Bristol Mk2			
1 - 1:49.820 2 - 1:40.930 3 - <b>1:38.216</b>					
<b>20</b>	<b>Stephen BOND</b>	Lotus 18			
1 - 2:00.476    6 - 1:36.049    11 - 1:41.907 2 - 1:41.012    7 - 1:38.099    12 - 1:57.967P 3 - 1:37.696    8 - 1:36.031 4 - 1:35.252    9 - 1:39.900 5 - <b>1:34.647</b> 10 - 1:35.498					
<b>22</b>	<b>Peter HORSMAN</b>	Lotus 18			
1 - 1:39.047    6 - 1:22.560    11 - 1:23.765    16 - 1:23.243 2 - 1:31.461    7 - 1:25.835    12 - 1:24.370    17 - 1:22.689 3 - 1:27.383    8 - 1:26.172    13 - 1:24.162    18 - 1:24.783 4 - 1:25.175    9 - 1:24.141    14 - 1:24.964 5 - 1:24.054    10 - <b>1:22.458</b> 15 - 1:23.994					
<b>25</b>	<b>Stephan RETTENMAIER</b>	Maserati 250F			
1 - 2:05.600    6 - 1:54.013    11 - 1:48.894 2 - 1:56.812    7 - 1:53.587    12 - 1:48.466 3 - 1:55.648    8 - 1:52.284    13 - 1:49.383 4 - 1:57.566    9 - 1:52.060    14 - <b>1:47.469</b> 5 - 1:55.751    10 - 1:50.414					
<b>26</b>	<b>Peter MULLEN</b>	BRM P261			
1 - 1:51.805    6 - 1:28.393    11 - 1:29.680    16 - 1:26.990 2 - 1:34.531    7 - 1:28.961    12 - 1:31.354    17 - 1:26.772 3 - 1:30.134    8 - 1:26.784    13 - 1:26.506    18 - <b>1:25.145</b> 4 - 1:29.048    9 - 1:26.639    14 - 1:25.943 5 - 1:29.805    10 - 1:26.102    15 - 1:27.340					
<b>27</b>	<b>Steve HART</b>	Cooper Maserati			
1 - 2:00.885    6 - 1:31.798    11 - 1:27.990    16 - 1:26.914 2 - 1:40.676    7 - 1:31.041    12 - 1:28.983    17 - 1:26.548 3 - 1:36.346    8 - 1:29.739    13 - 1:27.366 4 - 1:29.622    9 - 1:27.589    14 - 1:26.250 5 - 1:29.945    10 - 1:25.970    15 - <b>1:25.108</b>					

Weather/Track: Drizzle/Damp

www.mstworld.com

Page 3 of 6

Donington Park  
 Circuit Length = 1.9790 miles.  
 Start: 16:00 End: 16:26

Printed - 16:31 Saturday, 02 May 2015

**HGPCA Pre'61 and Pre'66 Grand Prix Cars**  
**RACE 3 - LAP ANALYSIS - Donington Park - 2/3/4 May 2015**  
 (contd.)

<b>28</b>	<b>Michael STEELE</b>	Connaught C8					
1 -	1:48.862	6 -	1:33.906	11 -	1:30.360	16 -	1:27.102
2 -	1:41.565	7 -	1:30.997	12 -	1:30.993	17 -	<b>1:26.095</b>
3 -	1:37.409	8 -	1:28.492	13 -	1:30.156		
4 -	1:34.649	9 -	1:29.321	14 -	1:28.354		
5 -	1:32.261	10 -	1:27.767	15 -	1:26.331		
<b>29</b>	<b>John DAVIES</b>	Cooper T45					
1 -	2:05.368	6 -	1:38.977	11 -	1:40.232	16 -	1:42.067
2 -	1:44.602	7 -	1:38.647	12 -	1:40.696		
3 -	1:41.797	8 -	1:41.080	13 -	1:40.228		
4 -	1:39.929	9 -	1:41.167	14 -	<b>1:36.216</b>		
5 -	1:41.247	10 -	1:41.638	15 -	1:38.552		
<b>30</b>	<b>Julian BRONSON</b>	Scarab Offenhauser					
1 -	1:39.606	6 -	1:25.520	11 -	1:24.608	16 -	<b>1:23.351</b>
2 -	1:30.559	7 -	1:26.445	12 -	1:26.589	17 -	1:26.277
3 -	1:27.475	8 -	1:30.129	13 -	1:26.224	18 -	1:26.365
4 -	1:27.888	9 -	1:27.965	14 -	1:26.013		
5 -	1:26.335	10 -	1:30.192	15 -	1:24.442		
<b>31</b>	<b>Guillermo FIERRO</b>	Maserati 250F					
1 -	1:53.198	6 -	1:32.224	11 -	1:30.669	16 -	1:28.390
2 -	1:41.991	7 -	1:32.372	12 -	1:30.458	17 -	1:32.055
3 -	1:35.979	8 -	1:35.905	13 -	1:29.888		
4 -	1:33.105	9 -	1:30.472	14 -	<b>1:25.620</b>		
5 -	1:32.205	10 -	1:30.965	15 -	1:27.020		
<b>39</b>	<b>David WENMAN</b>	Cooper-Bristol Mk1					
1 -	1:58.482	6 -	1:36.115	11 -	1:38.770	16 -	<b>1:32.511</b>
2 -	1:44.098	7 -	1:36.302	12 -	1:35.107		
3 -	1:39.924	8 -	1:36.437	13 -	1:34.088		
4 -	1:40.469	9 -	1:33.884	14 -	1:34.764		
5 -	1:35.716	10 -	1:34.478	15 -	1:32.519		
<b>41</b>	<b>Brian MAILE</b>	Cooper T41					
1 -	2:04.154	6 -	1:37.740	11 -	1:38.447	16 -	1:38.179
2 -	1:42.910	7 -	1:37.549	12 -	1:37.578		
3 -	1:39.550	8 -	1:38.981	13 -	1:38.878		
4 -	1:38.739	9 -	1:38.249	14 -	1:36.516		
5 -	1:36.836	10 -	1:37.841	15 -	<b>1:35.715</b>		

Weather/Track: Drizzle/Damp

www.mstworld.com

Page 4 of 6

Donington Park  
 Circuit Length = 1.9790 miles.  
 Start: 16:00 End: 16:26

Printed - 16:31 Saturday, 02 May 2015

**HGPCA Pre'61 and Pre'66 Grand Prix Cars**  
**RACE 3 - LAP ANALYSIS - Donington Park - 2/3/4 May 2015**  
 (contd.)

<b>43</b>	<b>Clive WILSON</b>	Cooper T43					
1 -	1:58.846	6 -	1:33.149	11 -	1:33.667	16 -	<b>1:30.799</b>
2 -	1:43.433	7 -	1:34.897	12 -	1:33.300	17 -	1:32.407
3 -	1:38.514	8 -	1:34.055	13 -	1:32.775		
4 -	1:34.604	9 -	1:32.807	14 -	1:33.780		
5 -	1:33.207	10 -	1:32.317	15 -	1:32.448		
<b>53</b>	<b>Scotty TAYLOR</b>	Cooper T53					
1 -	2:02.098	6 -	1:33.503	11 -	1:33.690	16 -	1:35.008
2 -	1:42.474	7 -	1:34.052	12 -	1:31.099	17 -	1:33.908
3 -	1:37.935	8 -	1:32.865	13 -	<b>1:30.326</b>		
4 -	1:36.289	9 -	1:33.514	14 -	1:32.387		
5 -	1:36.345	10 -	1:32.306	15 -	1:31.135		
<b>61</b>	<b>Rainer OTT</b>	Cooper T53					
1 -	1:49.194	6 -	1:34.155	11 -	1:31.850	16 -	1:32.019
2 -	1:40.194	7 -	1:30.228	12 -	1:31.713	17 -	2:31.911P
3 -	1:35.388	8 -	1:29.345	13 -	1:30.670		
4 -	1:35.097	9 -	1:34.720	14 -	1:27.837		
5 -	1:33.718	10 -	1:30.271	15 -	<b>1:27.408</b>		
<b>66</b>	<b>Sid HOOLE</b>	Cooper T66					
1 -	1:41.637	6 -	1:31.064	11 -	1:27.462	16 -	1:27.893
2 -	1:33.181	7 -	1:30.365	12 -	1:31.451	17 -	1:27.153
3 -	1:32.787	8 -	1:26.756	13 -	1:26.099	18 -	<b>1:23.651</b>
4 -	1:31.678	9 -	1:26.932	14 -	1:26.540		
5 -	1:32.376	10 -	1:26.573	15 -	1:28.835		
<b>71</b>	<b>Alan BAILLIE</b>	Cooper T71/73					
1 -	1:46.433	6 -	1:29.961	11 -	1:46.522	16 -	1:25.941
2 -	1:38.500	7 -	1:28.925	12 -	1:28.800	17 -	1:25.671
3 -	1:32.760	8 -	1:25.781	13 -	1:28.383	18 -	1:28.605
4 -	1:27.863	9 -	1:26.768	14 -	1:26.884		
5 -	1:27.788	10 -	1:26.233	15 -	<b>1:25.397</b>		
<b>75</b>	<b>Eddie MCGUIRE</b>	Cooper-Bristol Mk1					
1 -	1:56.633	6 -	1:34.806	11 -	1:32.357	16 -	<b>1:30.434</b>
2 -	1:42.347	7 -	1:35.300	12 -	1:32.094	17 -	1:31.033
3 -	1:39.387	8 -	1:36.194	13 -	1:31.356		
4 -	1:37.029	9 -	1:33.036	14 -	1:30.616		
5 -	1:36.631	10 -	1:32.042	15 -	1:31.804		

Weather/Track: Drizzle/Damp

www.mstworld.com

Page 5 of 6

Donington Park  
 Circuit Length = 1.9790 miles.  
 Start: 16:00 End: 16:26

Printed - 16:31 Saturday, 02 May 2015

**HGPCA Pre'61 and Pre'66 Grand Prix Cars**  
**RACE 3 - LAP ANALYSIS - Donington Park - 2/3/4 May 2015**  
 (contd.)

<b>99</b>	<b>John EVANS</b>	<b>Brabham BT4</b>					
1 -	1:52.523	6 -	1:32.587	11 -	1:30.641	16 -	1:26.544
2 -	1:42.320	7 -	1:30.307	12 -	1:28.748	17 -	1:28.393
3 -	1:37.676	8 -	1:29.925	13 -	1:29.541		
4 -	1:32.594	9 -	1:28.295	14 -	1:26.113		
5 -	1:33.221	10 -	1:26.886	15 -	<b>1:25.451</b>		
<b>248</b>	<b>Klaus LEHR</b>	<b>Maserati 250F</b>					
1 -	1:59.955	6 -	1:34.174	11 -	1:31.660	16 -	1:32.163
2 -	1:44.026	7 -	1:34.120	12 -	1:31.208	17 -	1:34.622
3 -	1:39.286	8 -	1:35.303	13 -	1:31.152		
4 -	1:38.884	9 -	1:32.367	14 -	<b>1:31.132</b>		
5 -	1:35.138	10 -	1:32.411	15 -	1:32.609		

Weather/Track: Drizzle/Damp

www.mstworld.com

Page 6 of 6

Donington Park  
 Circuit Length = 1.9790 miles.  
 Start: 16:00 End: 16:26

Printed - 16:31 Saturday, 02 May 2015

**HGPCA Pre'61 and Pre'66 Grand Prix Cars**  
**RACE 3 - LAP CHART - Donington Park - 2/3/4 May 2015**

Lap 1			Lap 2			Lap 3			Lap 4			Lap 5		
No	Behind	Laptime	No	Behind	Laptime	No	Behind	Laptime	No	Behind	Laptime	No	Behind	Laptime
11		1:37.406	11		1:30.520	11		1:26.657	11		1:25.639	11		1:24.833
22	1.641	1:39.047	30	2.239	1:30.559	30	3.057	1:27.475	22	2.844	1:25.175	22	2.065	1:24.054
30	2.200	1:39.606	22	2.582	1:31.461	22	3.308	1:27.383	30	5.306	1:27.888	30	6.808	1:26.335
66	4.231	1:41.637	66	6.892	1:33.181	66	13.022	1:32.787	66	19.061	1:31.678	66	26.604	1:32.376
3	6.376	1:43.782	71	17.007	1:38.500	26	21.887	1:30.134	26	25.296	1:29.048	71	28.289	1:27.788
71	9.027	1:46.433	26	18.410	1:34.531	71	23.110	1:32.760	71	25.334	1:27.863	26	30.268	1:29.805
28	11.456	1:48.862	3	19.177	1:43.321	3	26.879	1:34.359	3	35.409	1:34.169	25	1 LAP	1:57.566
61	11.788	1:49.194	61	21.462	1:40.194	61	30.193	1:35.388	61	39.651	1:35.097	3	43.420	1:32.844
19	12.414	1:49.820	28	22.501	1:41.565	28	33.253	1:37.409	28	42.263	1:34.649	61	48.536	1:33.718
26	14.399	1:51.805	19	22.824	1:40.930	19	34.383	1:38.216	31	44.051	1:33.105	28	49.691	1:32.261
99	15.117	1:52.523	99	26.917	1:42.320	31	36.585	1:35.979	99	44.891	1:32.594	31	51.423	1:32.205
31	15.792	1:53.198	31	27.263	1:41.991	2	36.807	1:35.074	16	45.217	1:32.327	16	52.252	1:31.868
12	18.400	1:55.806	16	28.356	1:40.482	99	37.936	1:37.676	8	46.865	1:32.422	27	52.419	1:29.945
16	18.394	1:55.800	2	28.390	1:37.726	16	38.529	1:36.830	27	47.307	1:29.622	99	53.279	1:33.221
75	19.227	1:56.633	12	30.679	1:42.799	8	40.082	1:36.004	14	50.948	1:32.803	8	55.975	1:33.943
8	19.432	1:56.838	8	30.735	1:41.823	27	43.324	1:36.346	20	54.214	1:35.252	14	58.404	1:32.289
4	19.817	1:57.223	75	31.054	1:42.347	14	43.784	1:38.320	43	55.175	1:34.604	43	1:03.549	1:33.207
14	20.578	1:57.984	4	31.483	1:42.186	75	43.784	1:39.387	75	55.174	1:37.029	20	1:04.028	1:34.647
39	21.076	1:58.482	14	32.121	1:42.063	20	44.601	1:37.696	4	57.716	1:36.744	75	1:06.972	1:36.631
2	21.184	1:58.590	20	33.562	1:41.012	43	46.210	1:38.514	53	58.574	1:36.289	53	1:10.086	1:36.345
43	21.440	1:58.846	27	33.635	1:40.676	4	46.611	1:41.785	12	1:01.448	1:40.431	4	1:10.528	1:37.645
248	22.549	1:59.955	43	34.353	1:43.433	12	46.656	1:42.634	248	1:01.929	1:38.884	12	1:11.936	1:35.321
20	23.070	2:00.476	39	34.654	1:44.098	53	47.924	1:37.935	39	1:02.751	1:40.469	248	1:12.234	1:35.138
27	23.479	2:00.885	248	36.055	1:44.026	39	47.921	1:39.924	18	1:03.463	1:39.538	39	1:13.634	1:35.716
53	24.692	2:02.098	53	36.646	1:42.474	248	48.684	1:39.286	13	1:03.893	1:38.567	18	1:15.156	1:36.526
18	25.642	2:03.048	18	37.296	1:42.174	18	49.564	1:38.925	41	1:05.131	1:38.739	13	1:16.112	1:37.052
13	25.849	2:03.255	13	38.498	1:43.169	13	50.965	1:39.124	5	1:09.000	1:39.953	41	1:17.134	1:36.836
41	26.748	2:04.154	41	39.138	1:42.910	41	52.031	1:39.550	29	1:11.474	1:39.929			
5	26.904	2:04.310	5	40.419	1:44.035	5	54.686	1:40.924	7	1:14.573	1:36.513			
29	27.962	2:05.368	29	42.044	1:44.602	29	57.184	1:41.797						
25	28.194	2:05.600	7	51.351	1:43.427	7	1:03.699	1:39.005						
7	38.444	2:15.850	25	54.486	1:56.812	25	1:23.477	1:55.648						

Weather/Track: Drizzle/Damp

**HGPCA Pre'61 and Pre'66 Grand Prix Cars**  
**RACE 3 - LAP CHART - Donington Park - 2/3/4 May 2015**  
 (contd.)

Lap 6			Lap 7			Lap 8			Lap 9			Lap 10		
No	Behind	Laptime	No	Behind	Laptime	No	Behind	Laptime	No	Behind	Laptime	No	Behind	Laptime
11		1:23.069	11		1:24.271	11		1:27.603	11		1:24.548	11		1:21.850
5	1 LAP	1:40.234	39	1 LAP	1:36.115	22	1.689	1:26.172	14	1 LAP	1:32.753	31	1 LAP	1:30.472
22	1.556	1:22.560	22	3.120	1:25.835	75	1 LAP	1:35.300	22	1.282	1:24.141	22	1.890	1:22.458
7	1 LAP	1:37.355	13	1 LAP	1:36.397	53	1 LAP	1:34.052	43	1 LAP	1:34.055	14	1 LAP	1:33.540
29	1 LAP	1:41.247	18	1 LAP	1:37.694	20	1 LAP	1:38.099	53	1 LAP	1:32.865	43	1 LAP	1:32.807
30	9.259	1:25.520	41	1 LAP	1:37.740	4	1 LAP	1:35.134	75	1 LAP	1:36.194	53	1 LAP	1:33.514
66	34.599	1:31.064	30	11.433	1:26.445	25	2 LAPS	1:54.013	4	1 LAP	1:34.135	75	1 LAP	1:33.036
71	35.181	1:29.961	7	1 LAP	1:35.932	248	1 LAP	1:34.120	20	1 LAP	1:36.031	30	25.718	1:30.192
26	35.592	1:28.393	5	1 LAP	1:42.080	12	1 LAP	1:35.386	248	1 LAP	1:35.303	4	1 LAP	1:33.073
3	53.185	1:32.834	29	1 LAP	1:38.977	39	1 LAP	1:36.302	12	1 LAP	1:34.518	248	1 LAP	1:32.367
61	59.622	1:34.155	71	39.835	1:28.925	30	13.959	1:30.129	30	17.376	1:27.965	12	1 LAP	1:33.250
28	1:00.528	1:33.906	26	40.282	1:28.961	13	1 LAP	1:36.754	39	1 LAP	1:36.437	20	1 LAP	1:39.900
31	1:00.578	1:32.224	66	40.693	1:30.365	18	1 LAP	1:37.139	13	1 LAP	1:35.825	39	1 LAP	1:33.884
16	1:00.870	1:31.687	3	59.364	1:30.450	41	1 LAP	1:37.549	18	1 LAP	1:35.557	13	1 LAP	1:33.806
27	1:01.148	1:31.798	61	1:05.579	1:30.228	7	1 LAP	1:32.929	7	1 LAP	1:34.183	18	1 LAP	1:33.807
99	1:02.797	1:32.587	28	1:07.254	1:30.997	29	1 LAP	1:38.647	41	1 LAP	1:38.981	7	1 LAP	1:33.418
8	1:03.082	1:30.176	16	1:07.647	1:31.048	5	1 LAP	1:40.878	25	2 LAPS	1:53.587	71	44.616	1:26.233
25	1 LAP	1:55.751	27	1:07.918	1:31.041	71	38.013	1:25.781	71	40.233	1:26.768	26	45.806	1:26.102
14	1:08.941	1:33.606	31	1:08.679	1:32.372	26	39.463	1:26.784	26	41.554	1:26.639	66	46.953	1:26.573
43	1:13.629	1:33.149	99	1:08.833	1:30.307	66	39.846	1:26.756	66	42.230	1:26.932	41	1 LAP	1:38.249
20	1:17.008	1:36.049	8	1:09.538	1:30.727	3	59.607	1:27.846	29	1 LAP	1:41.080	25	2 LAPS	1:52.284
75	1:18.709	1:34.806	14	1:19.396	1:34.726	61	1:07.321	1:29.345	5	1 LAP	1:40.508	29	1 LAP	1:41.167
53	1:20.520	1:33.503	43	1:24.255	1:34.897	28	1:08.143	1:28.492	3	1:03.703	1:28.644	5	1 LAP	1:40.129
4	1:21.739	1:34.280				16	1:09.894	1:29.850	28	1:12.916	1:29.321	3	1:09.400	1:27.547
12	1:23.210	1:34.343				27	1:10.054	1:29.739	27	1:13.095	1:27.589	27	1:17.215	1:25.970
248	1:23.339	1:34.174				99	1:11.155	1:29.925	99	1:14.902	1:28.295	28	1:18.833	1:27.767
						8	1:13.192	1:31.257	16	1:15.356	1:30.010	99	1:19.938	1:26.886
						31	1:16.981	1:35.905	61	1:17.493	1:34.720	16	1:22.702	1:29.196
									8	1:18.159	1:29.515			

Weather/Track: Drizzle/Damp

**HGPCA Pre'61 and Pre'66 Grand Prix Cars**  
**RACE 3 - LAP CHART - Donington Park - 2/3/4 May 2015**  
 (contd.)

Lap 11			Lap 12			Lap 13			Lap 14			Lap 15		
No	Behind	Laptime	No	Behind	Laptime	No	Behind	Laptime	No	Behind	Laptime	No	Behind	Laptime
11		1:24.173	11		1:24.419	11		1:24.591	22		1:24.964	22		1:23.994
22	1.482	1:23.765	28	1 LAP	1:30.360	22	1.004	1:24.162	27	1 LAP	1:27.366	13	2 LAPS	1:37.112
61	1 LAP	1:30.271	22	1.433	1:24.370	27	1 LAP	1:28.983	41	2 LAPS	1:37.578	27	1 LAP	1:26.250
8	1 LAP	1:30.088	99	1 LAP	1:30.641	99	1 LAP	1:28.748	3	1 LAP	1:30.491	3	1 LAP	1:29.392
31	1 LAP	1:30.965	16	1 LAP	1:31.492	28	1 LAP	1:30.993	20	2 LAPS	1:57.967P	11	10.499	1:25.692
14	1 LAP	1:33.285	25	3 LAPS	1:52.060	16	1 LAP	1:31.080	11	8.801	1:34.769	99	1 LAP	1:26.113
43	1 LAP	1:32.317	61	1 LAP	1:31.850	5	2 LAPS	1:40.633	99	1 LAP	1:29.541	28	1 LAP	1:28.354
30	26.153	1:24.608	31	1 LAP	1:30.669	29	2 LAPS	1:40.232	28	1 LAP	1:30.156	41	2 LAPS	1:38.878
53	1 LAP	1:32.306	8	1 LAP	1:40.532	61	1 LAP	1:31.713	16	1 LAP	1:29.675	16	1 LAP	1:27.773
75	1 LAP	1:32.042	30	28.323	1:26.589	31	1 LAP	1:30.458	61	1 LAP	1:30.670	61	1 LAP	1:27.837
4	1 LAP	1:32.584	14	1 LAP	1:33.075	8	1 LAP	1:31.458	31	1 LAP	1:29.888	31	1 LAP	1:25.620
248	1 LAP	1:32.411	43	1 LAP	1:33.667	30	29.956	1:26.224	5	2 LAPS	1:40.733	30	30.449	1:24.442
12	1 LAP	1:31.925	53	1 LAP	1:33.690	25	3 LAPS	1:50.414	29	2 LAPS	1:40.696	8	1 LAP	1:32.000
20	1 LAP	1:35.498	75	1 LAP	1:32.357	14	1 LAP	1:33.769	30	30.001	1:26.013	5	2 LAPS	1:39.332
39	1 LAP	1:34.478	248	1 LAP	1:31.660	43	1 LAP	1:33.300	8	1 LAP	1:33.063	29	2 LAPS	1:40.228
13	1 LAP	1:33.494	4	1 LAP	1:32.841	53	1 LAP	1:31.099	14	1 LAP	1:35.099	14	1 LAP	1:35.413
18	1 LAP	1:33.460	12	1 LAP	1:33.187	75	1 LAP	1:32.094	43	1 LAP	1:32.775	53	1 LAP	1:32.387
66	50.242	1:27.462	66	57.274	1:31.451	248	1 LAP	1:31.208	53	1 LAP	1:30.326	43	1 LAP	1:33.780
26	51.313	1:29.680	26	58.248	1:31.354	4	1 LAP	1:32.438	75	1 LAP	1:31.356	75	1 LAP	1:30.616
7	1 LAP	1:35.037	18	1 LAP	1:36.808	12	1 LAP	1:32.380	248	1 LAP	1:31.152	248	1 LAP	1:31.132
41	1 LAP	1:37.841	39	1 LAP	1:38.770	66	58.782	1:26.099	4	1 LAP	1:32.340	26	1:03.484	1:27.340
71	1:06.965	1:46.522	7	1 LAP	1:31.746	26	1:00.163	1:26.506	25	3 LAPS	1:48.894	66	1:04.195	1:28.835
3	1:16.482	1:31.255	20	1 LAP	1:41.907	7	1 LAP	1:29.880	12	1 LAP	1:31.516	4	1 LAP	1:32.193
27	1:21.032	1:27.990	13	1 LAP	1:40.414	18	1 LAP	1:34.241	66	59.354	1:26.540	12	1 LAP	1:32.219
5	1 LAP	1:40.274	71	1:11.346	1:28.800	39	1 LAP	1:35.107	26	1:00.138	1:25.943	7	1 LAP	1:27.871
29	1 LAP	1:41.638	41	1 LAP	1:38.447	71	1:15.138	1:28.383	7	1 LAP	1:28.761	71	1:17.457	1:25.397
			3	1:23.102	1:31.039	13	1 LAP	1:38.465	71	1:16.054	1:26.884	25	3 LAPS	1:48.466
									39	1 LAP	1:34.088			
									18	1 LAP	1:35.206			

Weather/Track: Drizzle/Damp



**HGPCA Pre'61 and Pre'66 Grand Prix Cars**  
**RACE 3 - LAP CHART - Donington Park - 2/3/4 May 2015**  
 (contd.)

Lap 16			Lap 17			Lap 18			Lap 19			Lap 20		
No	Behind	Laptime	No	Behind	Laptime	No	Behind	Laptime	No	Behind	Laptime	No	Behind	Laptime
22		1:23.243	22		1:22.689	22		1:24.783						
18	2 LAPS	1:34.390	27	1 LAP	1:26.914	4	2 LAPS	1:34.835						
39	2 LAPS	1:34.764	11	12.377	1:23.701	11	10.549	1:22.955						
27	1 LAP	1:25.108	18	2 LAPS	1:31.902	27	1 LAP	1:26.548						
11	11.365	1:24.109	39	2 LAPS	1:32.519	99	1 LAP	1:28.393						
99	1 LAP	1:25.451	99	1 LAP	1:26.544	3	1 LAP	1:26.971						
3	1 LAP	1:29.465	3	1 LAP	1:27.636	18	2 LAPS	1:33.177						
13	2 LAPS	1:36.489	28	1 LAP	1:27.102	39	2 LAPS	1:32.511						
28	1 LAP	1:26.331	25	4 LAPS	1:49.383	28	1 LAP	1:26.095						
16	1 LAP	1:27.888	13	2 LAPS	1:34.925	16	1 LAP	1:28.753						
61	1 LAP	1:27.408	16	1 LAP	1:28.124	30	35.727	1:26.365						
31	1 LAP	1:27.020	30	34.145	1:26.277	31	1 LAP	1:32.055						
30	30.557	1:23.351	31	1 LAP	1:28.390	13	2 LAPS	1:40.332						
41	2 LAPS	1:36.516	61	1 LAP	1:32.019	25	4 LAPS	1:47.469						
8	1 LAP	1:31.695	41	2 LAPS	1:35.715	41	2 LAPS	1:38.179						
5	2 LAPS	1:37.127	8	1 LAP	1:29.190	8	1 LAP	1:29.924						
29	2 LAPS	1:36.216	26	1:11.314	1:26.772	26	1:11.676	1:25.145						
14	1 LAP	1:30.336	66	1:13.309	1:27.153	66	1:12.177	1:23.651						
26	1:07.231	1:26.990	5	2 LAPS	1:38.361	14	1 LAP	1:30.100						
53	1 LAP	1:31.135	29	2 LAPS	1:38.552	75	1 LAP	1:31.033						
66	1:08.845	1:27.893	14	1 LAP	1:31.462	43	1 LAP	1:32.407						
43	1 LAP	1:32.448	75	1 LAP	1:30.434	71	1:26.959	1:28.605						
75	1 LAP	1:31.804	43	1 LAP	1:30.799	5	2 LAPS	1:37.998						
248	1 LAP	1:32.609	53	1 LAP	1:35.008	53	1 LAP	1:33.908						
4	1 LAP	1:31.557	248	1 LAP	1:32.163	12	1 LAP	1:31.313						
12	1 LAP	1:31.701	12	1 LAP	1:30.851	248	1 LAP	1:34.622						
7	1 LAP	1:26.953	71	1:23.137	1:25.671	7	1 LAP	1:30.304						
71	1:20.155	1:25.941	7	1 LAP	1:31.232	29	2 LAPS	1:42.067						
						61	1 LAP	2:31.911P						

Weather/Track: Drizzle/Damp

**HGPCA Pre'61 and Pre'66 Grand Prix Cars**  
**RACE 12 - GRID - Donington Park - 2/3/4 May 2015**

ROW 17	10	NUTHALL	25	RET TENMAIER
ROW 16	2	JOLLEY	29	DAVIES
ROW 15	41	MAILE	5	PILKINGTON
ROW 14	18	BATCHELOR	13	STAES
ROW 13	20	BOND	43	WILSON
ROW 12	248	LEHR	39	WENMAN
ROW 11	19	GRANT	8	DITHERIDGE
ROW 10	53	TAYLOR	16	VALVEKENS
ROW 9	75	MCGUIRE	4	TOPLISS
ROW 8	14	COOK	7	GRIFFIN
ROW 7	12	FRIEDRICHS	26	MULLEN
ROW 6	27	WILSON	61	OTT
ROW 5	31	FIERRO	28	STEELE
ROW 4	71	BAILLIE	66	HOOLE
ROW 3	99	EVANS	3	CANNELL
ROW 2	30	BRONSON	22	HORSMAN
ROW 1	11	FAIRLEY		
		POLE		

Car 10 allowed to start from back of grid

Donington Park  
Circuit Length = 1.9790 miles.

**These results are provisional until the conclusion of any judicial and technical matters.**

Clerk of the Course:		Timekeeper:
----------------------	--	-------------

# HGPCA Pre'61 and Pre'66 Grand Prix Cars

## RACE 12 - CLASSIFICATION - Donington Park - 2/3/4 May 2015

POS	NO	CL	DRIVER	NAT	CAR	TIME	LAPS	GAP	MPH	BEST
1	11	12	Jon FAIRLEY		Brabham BT11	25:39.502	19		87.85	1:19.468
2	10	7B	Will NUTHALL		Cooper T53	25:44.883	19	5.381	87.54	1:18.925
3	3	7B	Barry CANNELL		Cooper T51	25:50.317	19	10.815	87.24	1:19.875
4	30	8	Julian BRONSON		Scarab Offenhauser	25:50.818	19	11.316	87.21	1:20.072
5	66	11	Sid HOOLE		Cooper T66	26:11.838	19	32.336	86.04	1:20.836
6	27	9	Steve HART		Cooper Maserati	26:13.266	19	33.764	85.96	1:21.234
7	99	12	John EVANS		Brabham BT4	26:32.830	19	53.328	84.91	1:22.019
8	61	12	Rainer OTT		Cooper T53	26:35.228	19	55.726	84.78	1:22.312
9	31	6	Guillermo FIERRO		Maserati 250F	26:48.594	19	1:09.092	84.08	1:22.041
10	28	7B	Michael STEELE		Connaught C8	26:50.302	19	1:10.800	83.99	1:23.301
11	26	11	Peter MULLEN		BRM P261	26:53.458	19	1:13.956	83.82	1:23.474
12	71	10	Alan BAILLIE		Cooper T71/73	25:44.884	18	1 LAP	82.93	1:21.933
13	2	8	Rod JOLLEY		Lister Jaguar Monzanapolis	25:58.602	18	1 LAP	82.20	1:23.858
14	14	9	Malcolm COOK		Cooper T43	26:01.064	18	1 LAP	82.07	1:25.020
15	16	8	Marc VALVEKENS		Aston Martin DBR4/4	26:07.231	18	1 LAP	81.75	1:24.540
16	7	7B	Paul GRIFFIN		Cooper T51	26:07.676	18	1 LAP	81.73	1:22.763
17	53	12	Scotty TAYLOR		Cooper T53	26:09.498	18	1 LAP	81.63	1:23.915
18	75	5	Eddie MCGUIRE		Cooper-Bristol Mk1	26:23.114	18	1 LAP	80.93	1:25.701
19	248	6	Klaus LEHR		Maserati 250F	26:23.996	18	1 LAP	80.88	1:25.437
20	12	7A	Wolfgang FRIEDRICHS		Aston Martin DBR4	26:36.668	18	1 LAP	80.24	1:25.521
21	43	7C	Clive WILSON		Cooper T43	26:43.208	18	1 LAP	79.92	1:26.975
22	19	5	Paul GRANT		Cooper-Bristol Mk2	26:48.619	18	1 LAP	79.65	1:27.167
23	4	3	Nick TOPLISS		ERA R4A	25:43.440	17	2 LAPS	78.39	1:28.277
24	39	5	David WENMAN		Cooper-Bristol Mk1	26:01.291	17	2 LAPS	77.50	1:29.568
25	18	INV	Nigel BATCHELOR		Kieft GP	26:16.973	17	2 LAPS	76.73	1:29.561
26	29	9	John DAVIES		Cooper T45	26:55.240	17	2 LAPS	74.91	1:32.336
27	8	9	Tony DITHERIDGE		Cooper T51	25:50.017	16	3 LAPS	73.46	1:25.330
28	5	2	Richard PILKINGTON		Talbot Lago T26	26:11.159	16	3 LAPS	72.48	1:35.736
29	25	6	Stephan RETTENMAIER		Maserati 250F	27:03.049	16	3 LAPS	70.16	1:38.028
30	13	10	Erik STAES		Lotus 18/21	19:14.198	13	6 LAPS	80.14	1:26.200
31	20	10	Stephen BOND		Lotus 18	12:27.542	8	11 LAPS	76.09	1:27.483
32	41	7C	Brian MAILE		Cooper T41	4:56.365	3	16 LAPS	71.74	1:32.993
33	22	12	Peter HORSMAN		Lotus 18	3:37.302	2	17 LAPS	65.05	1:26.875

### FASTEST LAP

10	7B	Will NUTHALL	Cooper T53	1:18.925	11	90.26mph	145.27kph
11	12	Jon FAIRLEY	Brabham BT11	1:19.468	3	89.65mph	144.27kph
30	8	Julian BRONSON	Scarab Offenhauser	1:20.072	8	88.97mph	143.19kph
66	11	Sid HOOLE	Cooper T66	1:20.836	7	88.13mph	141.83kph
27	9	Steve HART	Cooper Maserati	1:21.234	4	87.70mph	141.14kph
71	10	Alan BAILLIE	Cooper T71/73	1:21.933	4	86.95mph	139.93kph
31	6	Guillermo FIERRO	Maserati 250F	1:22.041	5	86.84mph	139.75kph
12	7A	Wolfgang FRIEDRICHS	Aston Martin DBR4	1:25.521	7	83.30mph	134.06kph
75	5	Eddie MCGUIRE	Cooper-Bristol Mk1	1:25.701	14	83.13mph	133.78kph
43	7C	Clive WILSON	Cooper T43	1:26.975	12	81.91mph	131.82kph
4	3	Nick TOPLISS	ERA R4A	1:28.277	12	80.70mph	129.88kph
18	INV	Nigel BATCHELOR	Kieft GP	1:29.561	13	79.54mph	128.02kph
5	2	Richard PILKINGTON	Talbot Lago T26	1:35.736	7	74.41mph	119.76kph

Weather/Track: Cloud/Dry

These results are provisional until the conclusion of any judicial and technical matters.

Circuit Length = 1.9790 miles.

Start: 18:20 End: 18:45

Clerk of the Course:	Timekeeper:
----------------------	-------------

**HGPCA Pre'61 and Pre'66 Grand Prix Cars**  
**RACE 12 - LAP ANALYSIS - Donington Park - 2/3/4 May 2015**

<b>2</b>	<b>Rod JOLLEY</b>	Lister Jaguar Monzanapolis					
1 -	1:43.704	6 -	<b>1:23.858</b>	11 -	1:23.944	16 -	1:25.804
2 -	1:28.725	7 -	1:24.869	12 -	1:24.360	17 -	1:27.507
3 -	1:27.639	8 -	1:25.131	13 -	1:24.543	18 -	1:25.612
4 -	1:26.271	9 -	1:24.540	14 -	1:25.250		
5 -	1:27.632	10 -	1:24.606	15 -	1:24.607		
<b>3</b>	<b>Barry CANNELL</b>	Cooper T51					
1 -	1:29.317	6 -	1:21.053	11 -	1:20.958	16 -	1:21.738
2 -	1:23.220	7 -	1:20.755	12 -	<b>1:19.875</b>	17 -	1:21.172
3 -	1:21.597	8 -	1:20.658	13 -	1:20.496	18 -	1:21.091
4 -	1:21.934	9 -	1:21.822	14 -	1:20.605	19 -	1:20.350
5 -	1:21.424	10 -	1:21.091	15 -	1:21.161		
<b>4</b>	<b>Nick TOPLISS</b>	ERA R4A					
1 -	1:41.305	6 -	1:30.364	11 -	1:29.924	16 -	1:30.627
2 -	1:29.471	7 -	1:29.233	12 -	<b>1:28.277</b>	17 -	1:32.398
3 -	1:28.845	8 -	1:30.194	13 -	1:30.339		
4 -	1:30.256	9 -	1:32.724	14 -	1:29.354		
5 -	1:28.323	10 -	1:29.994	15 -	1:31.812		
<b>5</b>	<b>Richard PILKINGTON</b>	Talbot Lago T26					
1 -	1:50.075	6 -	1:40.048	11 -	1:36.368	16 -	1:37.303
2 -	1:36.926	7 -	<b>1:35.736</b>	12 -	1:36.523		
3 -	1:37.590	8 -	1:36.892	13 -	1:36.787		
4 -	1:36.713	9 -	1:36.933	14 -	1:37.989		
5 -	1:37.100	10 -	1:38.703	15 -	1:39.473		
<b>7</b>	<b>Paul GRIFFIN</b>	Cooper T51					
1 -	1:38.647	6 -	1:23.194	11 -	1:24.739	16 -	1:24.398
2 -	1:29.600	7 -	1:23.630	12 -	1:23.049	17 -	1:24.828
3 -	1:27.941	8 -	<b>1:22.763</b>	13 -	1:23.483	18 -	1:23.841
4 -	1:26.530	9 -	1:23.394	14 -	1:24.075		
5 -	1:26.326	10 -	1:23.400	15 -	1:53.838		
<b>8</b>	<b>Tony DITHERIDGE</b>	Cooper T51					
1 -	1:44.793	6 -	1:27.416	11 -	1:33.603	16 -	3:03.486P
2 -	1:28.679	7 -	<b>1:25.330</b>	12 -	1:31.603		
3 -	1:27.134	8 -	1:27.299	13 -	1:29.252		
4 -	1:27.567	9 -	1:28.535	14 -	1:34.602		
5 -	1:26.790	10 -	1:33.275	15 -	1:40.653		

Weather/Track: Cloud/Dry

www.mstworld.com

Page 1 of 6

Donington Park  
 Circuit Length = 1.9790 miles.  
 Start: 18:20 End: 18:45

Printed - 18:48 Sunday, 03 May 2015

**HGPCA Pre'61 and Pre'66 Grand Prix Cars**  
**RACE 12 - LAP ANALYSIS - Donington Park - 2/3/4 May 2015**  
 (contd.)

<b>10</b>	<b>Will NUTHALL</b>	Cooper T53					
1 -	1:38.776	6 -	1:20.322	11 -	<b>1:18.925</b>	16 -	1:21.835
2 -	1:24.888	7 -	1:21.910	12 -	1:19.411	17 -	1:19.092
3 -	1:20.039	8 -	1:18.933	13 -	1:20.142	18 -	1:19.132
4 -	1:20.864	9 -	1:20.351	14 -	1:20.352	19 -	1:19.837
5 -	1:19.109	10 -	1:20.606	15 -	1:20.359		
<b>11</b>	<b>Jon FAIRLEY</b>	Brabham BT11					
1 -	1:28.045	6 -	1:19.490	11 -	1:20.923	16 -	1:21.458
2 -	1:21.279	7 -	1:19.955	12 -	1:20.043	17 -	1:22.311
3 -	<b>1:19.468</b>	8 -	1:20.349	13 -	1:20.763	18 -	1:20.671
4 -	1:19.786	9 -	1:19.663	14 -	1:19.528	19 -	1:21.707
5 -	1:22.557	10 -	1:20.605	15 -	1:20.901		
<b>12</b>	<b>Wolfgang FRIEDRICHS</b>	Aston Martin DBR4					
1 -	1:37.417	6 -	1:26.009	11 -	1:25.919	16 -	1:26.737
2 -	1:29.800	7 -	<b>1:25.521</b>	12 -	1:26.237	17 -	1:40.963
3 -	1:28.244	8 -	1:26.185	13 -	1:27.624	18 -	1:30.254
4 -	1:27.985	9 -	1:28.276	14 -	1:27.952		
5 -	1:26.393	10 -	1:26.482	15 -	1:28.670		
<b>13</b>	<b>Erik STAES</b>	Lotus 18/21					
1 -	1:42.322	6 -	1:28.480	11 -	1:28.399		
2 -	1:29.542	7 -	1:27.234	12 -	1:27.061		
3 -	1:27.626	8 -	1:28.082	13 -	1:26.763		
4 -	1:27.324	9 -	<b>1:26.200</b>				
5 -	1:27.833	10 -	1:27.332				
<b>14</b>	<b>Malcolm COOK</b>	Cooper T43					
1 -	1:37.299	6 -	1:25.167	11 -	<b>1:25.020</b>	16 -	1:26.568
2 -	1:29.028	7 -	1:25.028	12 -	1:26.438	17 -	1:25.415
3 -	1:27.889	8 -	1:25.033	13 -	1:27.850	18 -	1:25.577
4 -	1:25.124	9 -	1:25.819	14 -	1:26.510		
5 -	1:25.965	10 -	1:25.952	15 -	1:25.382		
<b>16</b>	<b>Marc VALVEKENS</b>	Aston Martin DBR4/4					
1 -	1:38.724	6 -	1:25.524	11 -	1:25.273	16 -	1:24.629
2 -	1:29.320	7 -	1:25.969	12 -	1:25.171	17 -	1:26.696
3 -	1:28.775	8 -	1:26.397	13 -	1:26.546	18 -	1:25.400
4 -	1:27.382	9 -	1:26.672	14 -	1:26.582		
5 -	1:26.411	10 -	<b>1:24.540</b>	15 -	1:27.220		

Weather/Track: Cloud/Dry

www.mstworld.com

Page 2 of 6

Donington Park  
 Circuit Length = 1.9790 miles.  
 Start: 18:20 End: 18:45

Printed - 18:48 Sunday, 03 May 2015

**HGPCA Pre'61 and Pre'66 Grand Prix Cars**  
**RACE 12 - LAP ANALYSIS - Donington Park - 2/3/4 May 2015**  
 (contd.)

<b>18</b>	<b>Nigel BATCHELOR</b>	Kieft GP		
1 - 1:47.626	6 - 1:30.235	11 - 1:31.966	16 - 1:32.391	
2 - 1:32.731	7 - 1:32.339	12 - 1:30.108	17 - 1:31.179	
3 - 1:34.220	8 - 1:32.236	13 - <b>1:29.561</b>		
4 - 1:31.123	9 - 1:31.174	14 - 1:33.120		
5 - 1:30.426	10 - 1:32.322	15 - 1:34.216		
<b>19</b>	<b>Paul GRANT</b>	Cooper-Bristol Mk2		
1 - 1:42.047	6 - 1:29.217	11 - 1:28.243	16 - 1:28.230	
2 - 1:29.663	7 - 1:27.940	12 - 1:28.611	17 - 1:31.504	
3 - 1:28.828	8 - 1:27.235	13 - 1:27.403	18 - 1:28.773	
4 - 1:31.335	9 - 1:28.342	14 - 1:28.103		
5 - 1:28.298	10 - 1:27.680	15 - <b>1:27.167</b>		
<b>20</b>	<b>Stephen BOND</b>	Lotus 18		
1 - 1:42.968	6 - <b>1:27.483</b>			
2 - 1:29.338	7 - 1:29.507			
3 - 1:28.832	8 - 1:51.637P			
4 - 1:29.896				
5 - 1:27.881				
<b>22</b>	<b>Peter HORSMAN</b>	Lotus 18		
1 - <b>1:26.875</b>				
2 - 2:10.427P				
<b>25</b>	<b>Stephan RETTENMAIER</b>	Maserati 250F		
1 - 1:52.999	6 - 1:40.122	11 - 1:38.528	16 - <b>1:38.028</b>	
2 - 1:38.780	7 - 1:42.758	12 - 1:41.056		
3 - 1:40.407	8 - 1:41.254	13 - 1:40.846		
4 - 1:44.004	9 - 1:41.873	14 - 1:38.337		
5 - 1:42.810	10 - 1:41.448	15 - 1:39.799		
<b>26</b>	<b>Peter MULLEN</b>	BRM P261		
1 - 1:34.806	6 - 1:23.846	11 - 1:23.514	16 - 1:26.360	
2 - 1:24.737	7 - 1:23.715	12 - 1:24.543	17 - 1:23.972	
3 - 1:24.382	8 - 1:23.986	13 - 1:24.698	18 - <b>1:23.474</b>	
4 - 1:24.032	9 - 1:24.140	14 - 1:24.078	19 - 1:26.193	
5 - 1:23.968	10 - 1:24.261	15 - 1:24.753		

Weather/Track: Cloud/Dry

**HGPCA Pre'61 and Pre'66 Grand Prix Cars**  
**RACE 12 - LAP ANALYSIS - Donington Park - 2/3/4 May 2015**  
 (contd.)

<b>27</b>	<b>Steve HART</b>	Cooper Maserati					
1 -	1:32.358	6 -	1:22.034	11 -	1:22.763	16 -	1:22.974
2 -	1:21.331	7 -	1:22.088	12 -	1:21.973	17 -	1:24.936
3 -	1:21.967	8 -	1:21.918	13 -	1:22.288	18 -	1:23.903
4 -	<b>1:21.234</b>	9 -	1:21.768	14 -	1:21.764	19 -	1:22.646
5 -	1:21.716	10 -	1:21.636	15 -	1:21.969		
<b>28</b>	<b>Michael STEELE</b>	Connaught C8					
1 -	1:33.139	6 -	1:25.213	11 -	1:24.275	16 -	1:24.227
2 -	1:25.155	7 -	1:24.780	12 -	1:24.292	17 -	1:24.029
3 -	<b>1:23.301</b>	8 -	1:23.760	13 -	1:24.794	18 -	1:23.540
4 -	1:23.371	9 -	1:24.117	14 -	1:23.827	19 -	1:23.888
5 -	1:25.899	10 -	1:23.711	15 -	1:24.984		
<b>29</b>	<b>John DAVIES</b>	Cooper T45					
1 -	1:48.808	6 -	1:34.449	11 -	1:34.120	16 -	1:36.106
2 -	1:33.021	7 -	1:35.184	12 -	1:34.699	17 -	1:33.299
3 -	1:34.480	8 -	1:33.677	13 -	1:33.597		
4 -	1:33.451	9 -	1:34.677	14 -	<b>1:32.336</b>		
5 -	1:33.874	10 -	1:33.422	15 -	1:36.040		
<b>30</b>	<b>Julian BRONSON</b>	Scarab Offenhauser					
1 -	1:28.723	6 -	1:20.308	11 -	1:20.603	16 -	1:25.305
2 -	1:21.633	7 -	1:20.675	12 -	1:20.231	17 -	1:20.919
3 -	1:20.164	8 -	<b>1:20.072</b>	13 -	1:21.572	18 -	1:21.945
4 -	1:20.289	9 -	1:21.399	14 -	1:22.416	19 -	1:20.654
5 -	1:21.547	10 -	1:21.056	15 -	1:21.307		
<b>31</b>	<b>Guillermo FIERRO</b>	Maserati 250F					
1 -	1:32.097	6 -	1:23.058	11 -	1:24.407	16 -	1:23.372
2 -	1:24.027	7 -	1:22.932	12 -	1:23.569	17 -	1:24.785
3 -	1:23.288	8 -	1:22.212	13 -	1:39.820	18 -	1:23.315
4 -	1:22.132	9 -	1:22.765	14 -	1:23.527	19 -	1:23.570
5 -	<b>1:22.041</b>	10 -	1:23.423	15 -	1:24.254		
<b>39</b>	<b>David WENMAN</b>	Cooper-Bristol Mk1					
1 -	1:46.404	6 -	<b>1:29.568</b>	11 -	1:32.237	16 -	1:32.973
2 -	1:30.787	7 -	1:29.665	12 -	1:32.370	17 -	1:30.599
3 -	1:30.388	8 -	1:30.958	13 -	1:29.923		
4 -	1:32.719	9 -	1:30.450	14 -	1:29.868		
5 -	1:30.902	10 -	1:29.844	15 -	1:31.636		

Weather/Track: Cloud/Dry

**HGPCA Pre'61 and Pre'66 Grand Prix Cars**  
**RACE 12 - LAP ANALYSIS - Donington Park - 2/3/4 May 2015**  
 (contd.)

<b>41</b>	<b>Brian MAILE</b>	Cooper T41			
1 - 1:46.437 2 - <b>1:32.993</b> 3 - 1:36.935					
<b>43</b>	<b>Clive WILSON</b>	Cooper T43			
1 - 1:43.198    6 - 1:27.551    11 - 1:28.711    16 - 1:27.292 2 - 1:30.147    7 - 1:27.254    12 - <b>1:26.975</b> 17 - 1:30.724 3 - 1:28.379    8 - 1:27.905    13 - 1:28.073    18 - 1:28.373 4 - 1:29.515    9 - 1:27.297    14 - 1:27.692 5 - 1:28.266    10 - 1:28.390    15 - 1:27.466					
<b>53</b>	<b>Scotty TAYLOR</b>	Cooper T53			
1 - 1:39.994    6 - 1:25.690    11 - 1:24.257    16 - 1:25.735 2 - 1:29.538    7 - 1:26.359    12 - 1:25.887    17 - 1:27.108 3 - 1:26.224    8 - 1:25.963    13 - <b>1:23.915</b> 18 - 1:25.846 4 - 1:26.461    9 - 1:26.273    14 - 1:27.395 5 - 1:26.206    10 - 1:26.537    15 - 1:30.110					
<b>61</b>	<b>Rainer OTT</b>	Cooper T53			
1 - 1:33.960    6 - 1:23.333    11 - 1:23.156    16 - 1:23.023 2 - 1:24.830    7 - 1:22.933    12 - 1:23.849    17 - 1:22.628 3 - 1:24.062    8 - 1:22.435    13 - 1:23.353    18 - 1:23.011 4 - 1:23.673    9 - 1:23.259    14 - 1:22.672    19 - 1:25.272 5 - 1:23.550    10 - <b>1:22.312</b> 15 - 1:23.917					
<b>66</b>	<b>Sid HOOLE</b>	Cooper T66			
1 - 1:29.566    6 - 1:22.248    11 - 1:22.474    16 - 1:25.570 2 - 1:23.291    7 - <b>1:20.836</b> 12 - 1:21.459    17 - 1:23.363 3 - 1:21.777    8 - 1:21.441    13 - 1:22.892    18 - 1:23.705 4 - 1:21.045    9 - 1:23.120    14 - 1:21.661    19 - 1:21.652 5 - 1:21.454    10 - 1:21.988    15 - 1:22.296					
<b>71</b>	<b>Alan BAILLIE</b>	Cooper T71/73			
1 - 1:30.205    6 - 1:23.395    11 - 1:24.330    16 - 2:00.278 2 - 1:23.394    7 - 1:23.200    12 - 1:24.108    17 - 1:23.537 3 - 1:23.130    8 - 1:22.495    13 - 1:24.677    18 - 1:23.682 4 - <b>1:21.933</b> 9 - 1:23.890    14 - 1:23.556 5 - 1:22.031    10 - 1:23.551    15 - 1:23.492					

Weather/Track: Cloud/Dry



**HGPCA Pre'61 and Pre'66 Grand Prix Cars**  
**RACE 12 - LAP ANALYSIS - Donington Park - 2/3/4 May 2015**  
 (contd.)

<b>75</b>	<b>Eddie MCGUIRE</b>	<b>Cooper-Bristol Mk1</b>					
1 -	1:38.376	6 -	1:26.558	11 -	1:25.832	16 -	1:28.121
2 -	1:30.998	7 -	1:26.226	12 -	1:27.398	17 -	1:27.642
3 -	1:28.462	8 -	1:27.275	13 -	1:26.655	18 -	1:26.422
4 -	1:27.914	9 -	1:26.488	14 -	<b>1:25.701</b>		
5 -	1:27.822	10 -	1:26.216	15 -	1:29.008		
<b>99</b>	<b>John EVANS</b>	<b>Brabham BT4</b>					
1 -	1:32.094	6 -	1:22.832	11 -	1:23.392	16 -	1:23.424
2 -	1:25.298	7 -	1:23.916	12 -	1:23.822	17 -	1:23.121
3 -	1:23.258	8 -	1:22.943	13 -	1:23.401	18 -	1:23.355
4 -	<b>1:22.019</b>	9 -	1:23.194	14 -	1:23.635	19 -	1:23.591
5 -	1:22.936	10 -	1:22.725	15 -	1:23.874		
<b>248</b>	<b>Klaus LEHR</b>	<b>Maserati 250F</b>					
1 -	1:40.443	6 -	1:25.574	11 -	<b>1:25.437</b>	16 -	1:26.807
2 -	1:29.590	7 -	1:26.046	12 -	1:26.050	17 -	1:28.420
3 -	1:27.684	8 -	1:26.323	13 -	1:27.809	18 -	1:27.725
4 -	1:26.738	9 -	1:26.800	14 -	1:27.683		
5 -	1:26.996	10 -	1:27.298	15 -	1:30.573		

Weather/Track: Cloud/Dry

www.mstworld.com

Page 6 of 6

Donington Park  
 Circuit Length = 1.9790 miles.  
 Start: 18:20 End: 18:45

Printed - 18:48 Sunday, 03 May 2015

**HGPCA Pre'61 and Pre'66 Grand Prix Cars**  
**RACE 12 - LAP CHART - Donington Park - 2/3/4 May 2015**

Lap 1			Lap 2			Lap 3			Lap 4			Lap 5		
No	Behind	Laptime	No	Behind	Laptime	No	Behind	Laptime	No	Behind	Laptime	No	Behind	Laptime
22		1:26.875	11		1:21.279	11		1:19.468	11		1:19.786	11		1:22.557
11	1.170	1:28.045	30	1.032	1:21.633	30	1.728	1:20.164	30	2.231	1:20.289	30	1.221	1:21.547
30	1.848	1:28.723	3	3.213	1:23.220	3	5.342	1:21.597	66	7.101	1:21.045	25	1 LAP	1:44.004
3	2.442	1:29.317	66	3.533	1:23.291	66	5.842	1:21.777	3	7.490	1:21.934	66	5.998	1:21.454
66	2.691	1:29.566	71	4.275	1:23.394	27	6.864	1:21.967	27	8.312	1:21.234	3	6.357	1:21.424
71	3.330	1:30.205	27	4.365	1:21.331	71	7.937	1:23.130	71	10.084	1:21.933	27	7.471	1:21.716
99	5.219	1:32.094	31	6.800	1:24.027	31	10.620	1:23.288	31	12.966	1:22.132	71	9.558	1:22.031
31	5.222	1:32.097	99	8.068	1:25.298	99	11.858	1:23.258	99	14.091	1:22.019	31	12.450	1:22.041
27	5.483	1:32.358	28	8.970	1:25.155	28	12.803	1:23.301	10	15.989	1:20.864	10	12.541	1:19.109
28	6.264	1:33.139	61	9.466	1:24.830	61	14.060	1:24.062	28	16.388	1:23.371	99	14.470	1:22.936
61	7.085	1:33.960	26	10.219	1:24.737	10	14.911	1:20.039	61	17.947	1:23.673	61	18.940	1:23.550
26	7.931	1:34.806	10	14.340	1:24.888	26	15.133	1:24.382	26	19.379	1:24.032	28	19.730	1:25.899
14	10.424	1:37.299	14	17.003	1:29.028	14	25.424	1:27.889	14	30.762	1:25.124	26	20.790	1:23.968
12	10.542	1:37.417	12	17.893	1:29.800	12	26.669	1:28.244	53	33.639	1:26.461	14	34.170	1:25.965
75	11.501	1:38.376	16	18.720	1:29.320	53	26.964	1:26.224	7	34.140	1:26.530	53	37.288	1:26.206
7	11.772	1:38.647	7	18.923	1:29.600	7	27.396	1:27.941	12	34.868	1:27.985	7	37.909	1:26.326
10	11.901	1:38.776	75	20.050	1:30.998	16	28.027	1:28.775	16	35.623	1:27.382	12	38.704	1:26.393
16	11.849	1:38.724	53	20.208	1:29.538	248	28.925	1:27.684	248	35.877	1:26.738	16	39.477	1:26.411
53	13.119	1:39.994	248	20.709	1:29.590	75	29.044	1:28.462	75	37.172	1:27.914	248	40.316	1:26.996
248	13.568	1:40.443	4	21.452	1:29.471	13	30.698	1:27.626	2	37.761	1:26.271	75	42.437	1:27.822
4	14.430	1:41.305	19	22.386	1:29.663	4	30.829	1:28.845	13	38.236	1:27.324	2	42.836	1:27.632
19	15.172	1:42.047	13	22.540	1:29.542	2	31.276	1:27.639	8	39.595	1:27.567	13	43.512	1:27.833
13	15.447	1:42.322	20	22.982	1:29.338	19	31.746	1:28.828	4	41.299	1:30.256	8	43.828	1:26.790
20	16.093	1:42.968	2	23.105	1:28.725	8	31.814	1:27.134	20	42.456	1:29.896	4	47.065	1:28.323
43	16.323	1:43.198	43	24.021	1:30.147	20	32.346	1:28.832	43	42.661	1:29.515	20	47.780	1:27.881
2	16.829	1:43.704	8	24.148	1:28.679	43	32.932	1:28.379	19	43.295	1:31.335	43	48.370	1:28.266
8	17.918	1:44.793	39	27.867	1:30.787	39	38.787	1:30.388	39	51.720	1:32.719	19	49.036	1:28.298
39	19.529	1:46.404	41	30.106	1:32.993	18	45.785	1:34.220	18	57.122	1:31.123	39	1:00.065	1:30.902
41	19.562	1:46.437	18	31.033	1:32.731	29	47.517	1:34.480	29	1:01.182	1:33.451	18	1:04.991	1:30.426
18	20.751	1:47.626	29	32.505	1:33.021	41	47.573	1:36.935	5	1:12.726	1:36.713	29	1:12.499	1:33.874
29	21.933	1:48.808	5	37.677	1:36.926	5	55.799	1:37.590						
5	23.200	1:50.075	25	42.455	1:38.780	25	1:03.394	1:40.407						
25	26.124	1:52.999	22	47.978	2:10.427P									

Weather/Track: Cloud/Dry

www.mstworld.com

Donington Park  
Circuit Length = 1.9790 miles.  
Start: 18:20 End: 18:45

**HGPCA Pre'61 and Pre'66 Grand Prix Cars**  
**RACE 12 - LAP CHART - Donington Park - 2/3/4 May 2015**  
 (contd.)

Lap 6			Lap 7			Lap 8			Lap 9			Lap 10		
No	Behind	Laptime	No	Behind	Laptime	No	Behind	Laptime	No	Behind	Laptime	No	Behind	Laptime
11		1:19.490	11		1:19.955	11		1:20.349	11		1:19.663	11		1:20.605
30	2.039	1:20.308	30	2.759	1:20.675	30	2.482	1:20.072	30	4.218	1:21.399	19	1 LAP	1:28.342
5	1 LAP	1:37.100	29	1 LAP	1:34.449	18	1 LAP	1:32.339	39	1 LAP	1:30.958	30	4.669	1:21.056
3	7.920	1:21.053	3	8.720	1:20.755	3	9.029	1:20.658	3	11.188	1:21.822	4	1 LAP	1:32.724
66	8.756	1:22.248	66	9.637	1:20.836	66	10.729	1:21.441	66	14.186	1:23.120	3	11.674	1:21.091
27	10.015	1:22.034	27	12.148	1:22.088	27	13.717	1:21.918	10	14.600	1:20.351	25	2 LAPS	1:41.254
10	13.373	1:20.322	10	15.328	1:21.910	10	13.912	1:18.933	27	15.822	1:21.768	10	14.601	1:20.606
71	13.463	1:23.395	71	16.708	1:23.200	71	18.854	1:22.495	20	1 LAP	1:51.637P	66	15.569	1:21.988
31	16.018	1:23.058	31	18.995	1:22.932	31	20.858	1:22.212	18	1 LAP	1:32.236	27	16.853	1:21.636
99	17.812	1:22.832	99	21.773	1:23.916	29	1 LAP	1:35.184	71	23.081	1:23.890	39	1 LAP	1:30.450
61	22.783	1:23.333	61	25.761	1:22.933	99	24.367	1:22.943	31	23.960	1:22.765	71	26.027	1:23.551
26	25.146	1:23.846	5	1 LAP	1:40.048	61	27.847	1:22.435	99	27.898	1:23.194	31	26.778	1:23.423
28	25.453	1:25.213	26	28.906	1:23.715	26	32.543	1:23.986	61	31.443	1:23.259	99	30.018	1:22.725
25	1 LAP	1:42.810	28	30.278	1:24.780	28	33.689	1:23.760	29	1 LAP	1:33.677	18	1 LAP	1:31.174
14	39.847	1:25.167	14	44.920	1:25.028	5	1 LAP	1:35.736	26	37.020	1:24.140	61	33.150	1:22.312
7	41.613	1:23.194	7	45.288	1:23.630	7	47.702	1:22.763	28	38.143	1:24.117	26	40.676	1:24.261
53	43.488	1:25.690	25	1 LAP	1:40.122	14	49.604	1:25.033	7	51.433	1:23.394	28	41.249	1:23.711
12	45.223	1:26.009	53	49.892	1:26.359	53	55.506	1:25.963	14	55.760	1:25.819	29	1 LAP	1:34.677
16	45.511	1:25.524	12	50.789	1:25.521	12	56.625	1:26.185	5	1 LAP	1:36.892	7	54.228	1:23.400
248	46.400	1:25.574	16	51.525	1:25.969	2	56.900	1:25.131	2	1:01.777	1:24.540	14	1:01.107	1:25.952
2	47.204	1:23.858	2	52.118	1:24.869	16	57.573	1:26.397	53	1:02.116	1:26.273	2	1:05.778	1:24.606
75	49.505	1:26.558	248	52.491	1:26.046	248	58.465	1:26.323	16	1:04.582	1:26.672	53	1:08.048	1:26.537
8	51.754	1:27.416	75	55.776	1:26.226	75	1:02.702	1:27.275	12	1:05.238	1:28.276	16	1:08.517	1:24.540
13	52.502	1:28.480	8	57.129	1:25.330	8	1:04.079	1:27.299	248	1:05.602	1:26.800	12	1:11.115	1:26.482
20	55.773	1:27.483	13	59.781	1:27.234	13	1:07.514	1:28.082	75	1:09.527	1:26.488	248	1:12.295	1:27.298
43	56.431	1:27.551	43	1:03.730	1:27.254	25	1 LAP	1:42.758	8	1:12.951	1:28.535	75	1:15.138	1:26.216
4	57.939	1:30.364	20	1:05.325	1:29.507	43	1:11.286	1:27.905	13	1:14.051	1:26.200	5	1 LAP	1:36.933
19	58.763	1:29.217	19	1:06.748	1:27.940	19	1:13.634	1:27.235	43	1:18.920	1:27.297	13	1:20.778	1:27.332
39	1:10.143	1:29.568	4	1:07.217	1:29.233	4	1:17.062	1:30.194						
18	1:15.736	1:30.235	39	1:19.853	1:29.665									

Weather/Track: Cloud/Dry

**HGPCA Pre'61 and Pre'66 Grand Prix Cars**  
**RACE 12 - LAP CHART - Donington Park - 2/3/4 May 2015**  
 (contd.)

Lap 11			Lap 12			Lap 13			Lap 14			Lap 15		
No	Behind	Laptime	No	Behind	Laptime	No	Behind	Laptime	No	Behind	Laptime	No	Behind	Laptime
11		1:20.923	11		1:20.043	11		1:20.763	11		1:19.528	11		1:20.901
30	4.349	1:20.603	75	1 LAP	1:25.832	12	1 LAP	1:26.237	53	1 LAP	1:23.915	2	1 LAP	1:25.250
8	1 LAP	1:33.275	30	4.537	1:20.231	248	1 LAP	1:26.050	16	1 LAP	1:26.546	14	1 LAP	1:26.510
43	1 LAP	1:28.390	13	1 LAP	1:28.399	30	5.346	1:21.572	30	8.234	1:22.416	53	1 LAP	1:27.395
19	1 LAP	1:27.680	3	11.541	1:19.875	75	1 LAP	1:27.398	12	1 LAP	1:27.624	30	8.640	1:21.307
3	11.709	1:20.958	10	11.971	1:19.411	3	11.274	1:20.496	248	1 LAP	1:27.809	16	1 LAP	1:26.582
10	12.603	1:18.925	43	1 LAP	1:28.711	10	11.350	1:20.142	29	2 LAPS	1:34.699	10	11.632	1:20.359
66	17.120	1:22.474	5	2 LAPS	1:38.703	13	1 LAP	1:27.061	10	12.174	1:20.352	3	12.611	1:21.161
4	1 LAP	1:29.994	19	1 LAP	1:28.243	43	1 LAP	1:26.975	3	12.351	1:20.605	25	3 LAPS	1:41.056
27	18.693	1:22.763	8	1 LAP	1:33.603	66	20.665	1:22.892	75	1 LAP	1:26.655	12	1 LAP	1:27.952
71	29.434	1:24.330	66	18.536	1:21.459	27	22.148	1:22.288	13	1 LAP	1:26.763	248	1 LAP	1:27.683
39	1 LAP	1:29.844	27	20.623	1:21.973	19	1 LAP	1:28.611	66	22.798	1:21.661	75	1 LAP	1:25.701
31	30.262	1:24.407	4	1 LAP	1:29.924	8	1 LAP	1:31.603	27	24.384	1:21.764	29	2 LAPS	1:33.597
99	32.487	1:23.392	71	33.499	1:24.108	5	2 LAPS	1:36.368	43	1 LAP	1:28.073	66	24.193	1:22.296
25	2 LAPS	1:41.873	31	33.788	1:23.569	4	1 LAP	1:28.277	19	1 LAP	1:27.403	27	25.452	1:21.969
61	35.383	1:23.156	99	36.266	1:23.822	71	37.413	1:24.677	8	1 LAP	1:29.252	43	1 LAP	1:27.692
18	1 LAP	1:32.322	61	39.189	1:23.849	99	38.904	1:23.401	71	41.441	1:23.556	19	1 LAP	1:28.103
26	43.267	1:23.514	39	1 LAP	1:32.237	61	41.779	1:23.353	99	43.011	1:23.635	71	44.032	1:23.492
28	44.601	1:24.275	26	47.767	1:24.543	26	51.702	1:24.698	61	44.923	1:22.672	99	45.984	1:23.874
7	58.044	1:24.739	28	48.850	1:24.292	31	52.845	1:39.820	4	1 LAP	1:30.339	61	47.939	1:23.917
29	1 LAP	1:33.422	18	1 LAP	1:31.966	28	52.881	1:24.794	5	2 LAPS	1:36.523	8	1 LAP	1:34.602
14	1:05.204	1:25.020	25	2 LAPS	1:41.448	39	1 LAP	1:32.370	26	56.252	1:24.078	4	1 LAP	1:29.354
2	1:08.799	1:23.944	7	1:01.050	1:23.049	18	1 LAP	1:30.108	31	56.844	1:23.527	26	1:00.104	1:24.753
53	1:11.382	1:24.257	14	1:11.599	1:26.438	7	1:03.770	1:23.483	28	57.180	1:23.827	31	1:00.197	1:24.254
16	1:12.867	1:25.273	2	1:13.116	1:24.360	25	2 LAPS	1:38.528	39	1 LAP	1:29.923	28	1:01.263	1:24.984
12	1:16.111	1:25.919	29	1 LAP	1:34.120	2	1:16.896	1:24.543	7	1:08.317	1:24.075	5	2 LAPS	1:36.787
248	1:16.809	1:25.437	53	1:17.226	1:25.887	14	1:18.686	1:27.850	18	1 LAP	1:29.561	39	1 LAP	1:29.868
			16	1:17.995	1:25.171									

Weather/Track: Cloud/Dry

**HGPCA Pre'61 and Pre'66 Grand Prix Cars**  
**RACE 12 - LAP CHART - Donington Park - 2/3/4 May 2015**  
 (contd.)

Lap 16			Lap 17			Lap 18			Lap 19			Lap 20		
No	Behind	Laptime	No	Behind	Laptime	No	Behind	Laptime	No	Behind	Laptime	No	Behind	Laptime
11		1:21.458	11		1:22.311	11		1:20.671	11		1:21.707			
18	2 LAPS	1:33.120	71	1 LAP	2:00.278	71	1 LAP	1:23.537	4	2 LAPS	1:32.398			
2	1 LAP	1:24.607	39	2 LAPS	1:31.636	10	7.251	1:19.132	71	1 LAP	1:23.682			
14	1 LAP	1:25.382	2	1 LAP	1:25.804	3	12.172	1:21.091	10	5.381	1:19.837			
10	12.009	1:21.835	10	8.790	1:19.092	30	12.369	1:21.945	8	3 LAPS	3:03.486P			
30	12.487	1:25.305	30	11.095	1:20.919	39	2 LAPS	1:32.973	3	10.815	1:20.350			
3	12.891	1:21.738	3	11.752	1:21.172	2	1 LAP	1:27.507	30	11.316	1:20.654			
16	1 LAP	1:27.220	14	1 LAP	1:26.568	5	3 LAPS	1:39.473	2	1 LAP	1:25.612			
53	1 LAP	1:30.110	18	2 LAPS	1:34.216	14	1 LAP	1:25.415	14	1 LAP	1:25.577			
7	1 LAP	1:53.838	16	1 LAP	1:24.629	16	1 LAP	1:26.696	39	2 LAPS	1:30.599			
12	1 LAP	1:28.670	53	1 LAP	1:25.735	53	1 LAP	1:27.108	16	1 LAP	1:25.400			
75	1 LAP	1:29.008	7	1 LAP	1:24.398	7	1 LAP	1:24.828	7	1 LAP	1:23.841			
248	1 LAP	1:30.573	12	1 LAP	1:26.737	18	2 LAPS	1:32.391	53	1 LAP	1:25.846			
27	26.968	1:22.974	66	29.357	1:23.363	66	32.391	1:23.705	5	3 LAPS	1:37.303			
66	28.305	1:25.570	27	29.593	1:24.936	27	32.825	1:23.903	66	32.336	1:21.652			
25	3 LAPS	1:40.846	248	1 LAP	1:26.807	248	1 LAP	1:28.420	27	33.764	1:22.646			
29	2 LAPS	1:32.336	75	1 LAP	1:28.121	75	1 LAP	1:27.642	18	2 LAPS	1:31.179			
43	1 LAP	1:27.466	43	1 LAP	1:27.292	12	1 LAP	1:40.963	75	1 LAP	1:26.422			
19	1 LAP	1:27.167	25	3 LAPS	1:38.337	99	51.444	1:23.355	248	1 LAP	1:27.725			
99	47.950	1:23.424	29	2 LAPS	1:36.040	61	52.161	1:23.011	99	53.328	1:23.591			
61	49.504	1:23.023	99	48.760	1:23.121	43	1 LAP	1:30.724	61	55.726	1:25.272			
31	1:02.111	1:23.372	61	49.821	1:22.628	19	1 LAP	1:31.504	12	1 LAP	1:30.254			
28	1:04.032	1:24.227	19	1 LAP	1:28.230	29	2 LAPS	1:36.106	43	1 LAP	1:28.373			
26	1:05.006	1:26.360	31	1:04.585	1:24.785	31	1:07.229	1:23.315	31	1:09.092	1:23.570			
4	1 LAP	1:31.812	28	1:05.750	1:24.029	25	3 LAPS	1:39.799	19	1 LAP	1:28.773			
8	1 LAP	1:40.653	26	1:06.667	1:23.972	28	1:08.619	1:23.540	28	1:10.800	1:23.888			
5	2 LAPS	1:37.989	4	1 LAP	1:30.627	26	1:09.470	1:23.474	26	1:13.956	1:26.193			
									29	2 LAPS	1:33.299			
									25	3 LAPS	1:38.028			

Weather/Track: Cloud/Dry

**1000km for 1964-1971 World Sportscar Championship Cars  
RACE 5 - QUALIFYING - Donington Park - 2/3/4 May 2015**

POS	NO	CL	DRIVER	CAR	TIME	LAPS	GAP	MPH
1	9	P6	Gibson/Ward	Broadley Lola T70 3B	1:09.901	23		101.92
2	1	P6	Voyazides/Hadfield	Lola T70 Mk3B	1:11.770	13	1.869	99.26
3	17	P6	Mahmoud/Audi/Mahmoud	Lola T70 Mk3 Coupe	1:13.521	25	3.620	96.90
4	4	P3	Watson/O'Connell/Kirkaldy	Chevron B8	1:13.895	22	3.994	96.41
5	73	P3	Warbuton/Newall	Chevron B8	1:14.959	22	5.058	95.04
6	45	P3	Hammond/Greensall/Minshaw	Chevron B8	1:15.178	27	5.277	94.76
7	24	P3	Ingram/Chiles Sr/Chiles Jnr	Chevron B8	1:15.272	28	5.371	94.64
8	49	P3	Schryver/Schryver	Chevron B6	1:15.774	17	5.873	94.02
9	27	P2	Wright/Wolfe	Ford GT40	1:16.086	22	6.185	93.63
10	70	P3	Kremer/Kremer	Elva Mk8	1:16.503	18	6.602	93.12
11	20	P2	Wood/Stretton	Ford GT40	1:16.609	19	6.708	92.99
12	15	P3	Emberson/Wykeham	Chevron B8	1:16.775	23	6.874	92.79
13	12	P3	Brooks/Beebee/Beebee	Chevron B8	1:17.029	27	7.128	92.49
14	31	INV	Bates/Bates	Porsche Carrera RSR	1:18.188	25	8.287	91.11
15	37	P3	Wakeman/Hall	Chevron B8	1:19.141	24	9.240	90.02
16	42	P3	Colman/Colman	Chevron B8	1:19.182	24	9.281	89.97
17	60	P3	Peeters/Wanty	Chevron B8	1:19.738	19	9.837	89.34
18	79	P3	P. Lambilliotte/Dupont	Chevron B8	1:32.188	22	22.287	77.28

**CAR 49 - TRANSPONDER STOPPED WORKING DURING SESSION**

**Weather/Track: Cloud/Dry**

**These results are provisional until the conclusion of any judicial and technical matters.**

Donington Park

Circuit Length = 1.9790 miles.

Start: 10:46 End: 11:26

Clerk of the Course:		Timekeeper:
----------------------	--	-------------

# 1000km for 1964-1971 World Sportscar Championship Cars

## RACE 5 - QUALIFYING LAP ANALYSIS - Donington Park - 2/3/4 May 2015

<b>1</b>	<b>Voyazides/Hadfield</b>	Lola T70 Mk3B				
1 -	7:50.958	6 -	1:14.158	11 -	<b>1:11.770</b>	
2 -	1:21.805	7 -	1:12.242	12 -	1:21.874P	
3 -	1:15.136	8 -	1:12.504	13 -	5:24.496P	
4 -	1:14.467	9 -	1:13.759			
5 -	1:13.288	10 -	1:11.919			
<b>4</b>	<b>Watson/O'Connell/Kirkaldy</b>	Chevron B8				
1 -	8:09.527	6 -	1:15.258	11 -	1:16.226	
2 -	1:21.942	7 -	1:17.185	12 -	1:15.685	
3 -	1:17.653	8 -	1:14.579	13 -	1:32.398P	
4 -	1:16.506	9 -	1:23.330P	14 -	5:27.683	
5 -	1:14.978	10 -	6:01.815	15 -	1:31.316	
				16 -	1:16.298	
				17 -	1:14.683	
				18 -	1:15.088	
				19 -	<b>1:13.895</b>	
				20 -	1:19.965	
<b>9</b>	<b>Gibson/Ward</b>	Broadley Lola T70 3B				
1 -	8:05.558	6 -	1:15.147	11 -	1:16.497	
2 -	1:24.175	7 -	1:15.983	12 -	1:13.965	
3 -	1:18.109	8 -	1:14.651	13 -	1:14.071	
4 -	1:18.947	9 -	1:14.731	14 -	1:25.799P	
5 -	1:17.136	10 -	1:15.930	15 -	3:38.693	
				16 -	1:21.855	
				17 -	1:12.225	
				18 -	1:11.696	
				19 -	1:10.967	
				20 -	1:10.128	
<b>12</b>	<b>Brooks/Beebee/Beebee</b>	Chevron B8				
1 -	8:20.805	6 -	1:17.836	11 -	1:17.661	
2 -	1:24.596	7 -	1:20.550	12 -	1:17.135	
3 -	1:22.109	8 -	1:17.475	13 -	1:18.339	
4 -	1:19.048	9 -	1:31.191P	14 -	1:18.151	
5 -	1:18.823	10 -	2:38.050	15 -	1:23.630	
				16 -	1:17.476	
				17 -	1:17.140	
				18 -	1:17.774	
				19 -	1:22.135	
				20 -	1:27.867P	
				21 -	2:53.444	
				22 -	1:21.055	
				23 -	1:23.171	
				24 -	1:19.694	
				25 -	1:18.890	
				26 -	<b>1:17.029</b>	
				27 -	1:19.456	
<b>15</b>	<b>Emberson/Wykeham</b>	Chevron B8				
1 -	7:54.767	6 -	1:20.159	11 -	1:27.643P	
2 -	1:27.772	7 -	1:20.311	12 -	4:13.235	
3 -	1:22.673	8 -	1:20.252	13 -	1:19.027	
4 -	1:22.575	9 -	1:20.409	14 -	1:19.107	
5 -	1:19.899	10 -	1:20.475	15 -	1:18.396	
				16 -	1:18.246	
				17 -	1:17.468	
				18 -	1:26.666P	
				19 -	3:51.515	
				20 -	1:17.231	
<b>17</b>	<b>Mahmoud/Audi/Mahmoud</b>	Lola T70 Mk3 Coupe				
1 -	8:30.012	6 -	1:17.951	11 -	4:32.051	
2 -	1:25.318	7 -	1:18.672	12 -	1:18.424	
3 -	1:21.092	8 -	1:17.092	13 -	1:14.147	
4 -	1:19.563	9 -	1:18.593	14 -	1:14.980	
5 -	1:19.117	10 -	1:27.128P	15 -	1:14.493	
				16 -	1:15.039	
				17 -	<b>1:13.521</b>	
				18 -	1:26.873P	
				19 -	4:18.909	
				20 -	1:18.272	
				21 -	1:18.179	
				22 -	1:16.937	
				23 -	1:15.036	
				24 -	1:19.212	
				25 -	1:15.939	

CAR 49 - TRANSPONDER STOPPED WORKING DURING SESSION  
Weather/Track: Cloud/Dry

**1000km for 1964-1971 World Sportscar Championship Cars**  
**RACE 5 - QUALIFYING LAP ANALYSIS - Donington Park - 2/3/4 May 2015**  
 (contd.)

<b>20</b>	<b>Wood/Stretton</b>	<b>Ford GT40</b>				
1 - X:00.000	6 - 1:20.383	11 - 1:28.824P	16 - 1:38.161P			
2 - 1:29.517	7 - 1:19.445	12 - 6:03.170	17 - 5:04.973			
3 - 1:26.842	8 - 1:19.296	13 - 1:19.523	18 - 1:27.880			
4 - 1:23.316	9 - 1:18.609	14 - 1:19.591	19 - 1:25.142P			
5 - 1:22.283	10 - 1:17.539	15 - <b>1:16.609</b>				
<b>24</b>	<b>Ingram/Chiles Sr/Chiles Jnr</b>	<b>Chevron B8</b>				
1 - 7:59.380	6 - 1:17.812	11 - 3:09.343	16 - 1:18.623	21 - 1:16.800	26 - 1:15.429	
2 - 1:32.454	7 - 1:17.340	12 - 1:19.213	17 - 1:31.548P	22 - 1:15.814	27 - 1:15.755	
3 - 1:21.724	8 - 1:17.524	13 - 1:18.568	18 - 3:09.892	23 - <b>1:15.272</b>	28 - 1:15.680	
4 - 1:18.767	9 - 1:17.866	14 - 1:19.002	19 - 1:16.046	24 - 1:17.482		
5 - 1:17.940	10 - 1:26.243P	15 - 1:18.732	20 - 1:15.671	25 - 1:16.984		
<b>27</b>	<b>Wright/Wolfe</b>	<b>Ford GT40</b>				
1 - 8:25.380	6 - 1:22.394	11 - 4:54.474	16 - 1:17.825	21 - <b>1:16.086</b>		
2 - 1:33.312	7 - 1:22.183	12 - 1:19.542	17 - 1:38.207P	22 - 1:37.966P		
3 - 1:26.026	8 - 1:21.265	13 - 1:17.704	18 - 5:02.532			
4 - 1:24.204	9 - 1:21.643	14 - 1:19.650	19 - 1:17.519			
5 - 1:23.995	10 - 1:35.088P	15 - 1:20.547	20 - 1:16.966			
<b>31</b>	<b>Bates/Bates</b>	<b>Porsche Carrera RSR</b>				
1 - 8:01.748	6 - 1:22.727	11 - 2:50.191	16 - 1:19.206	21 - 1:18.774		
2 - 1:30.648	7 - 1:25.013	12 - 1:20.318	17 - 1:19.142	22 - 1:18.941		
3 - 1:25.915	8 - 1:21.972	13 - 1:20.405	18 - 1:18.441	23 - 1:18.330		
4 - 1:24.319	9 - 1:22.833	14 - 1:19.696	19 - 1:18.194	24 - <b>1:18.188</b>		
5 - 1:24.243	10 - 1:28.750P	15 - 1:19.372	20 - 1:21.331	25 - 1:36.671P		
<b>37</b>	<b>Wakeman/Hall</b>	<b>Chevron B8</b>				
1 - 8:17.151	6 - 1:23.895	11 - 1:21.892	16 - 1:24.266	21 - 1:21.401		
2 - 1:31.136	7 - 1:21.932	12 - 1:22.849	17 - 1:20.341	22 - 1:23.567		
3 - 1:28.498	8 - 1:21.541	13 - 1:28.516P	18 - 1:20.436	23 - 1:22.960		
4 - 1:28.110	9 - 1:21.276	14 - 3:52.336	19 - 1:19.804	24 - 1:40.234P		
5 - 1:25.150	10 - 1:21.970	15 - 1:21.870	20 - <b>1:19.141</b>			
<b>42</b>	<b>Colman/Colman</b>	<b>Chevron B8</b>				
1 - 8:39.368	6 - 2:53.189	11 - 1:19.627	16 - 3:23.837	21 - 1:20.163		
2 - 1:35.974	7 - 1:20.082	12 - 1:19.549	17 - 1:24.038	22 - 1:19.646		
3 - 1:26.872	8 - 1:19.932	13 - 1:21.193	18 - 1:21.222	23 - 1:56.101		
4 - 1:24.598	9 - <b>1:19.182</b>	14 - 1:20.826	19 - 1:21.653	24 - 1:39.738P		
5 - 1:31.414P	10 - 1:22.788	15 - 1:32.223P	20 - 1:20.349			

**CAR 49 - TRANSPONDER STOPPED WORKING DURING SESSION**  
 Weather/Track: Cloud/Dry




**1000km for 1964-1971 World Sportscar Championship Cars**  
**RACE 5 - QUALIFYING LAP ANALYSIS - Donington Park - 2/3/4 May 2015**  
 (contd.)

<b>45</b>	<b>Hammond/Greensall/Minshaw</b>						Chevron B8				
1 -	7:51.524	6 -	1:19.103	11 -	1:31.798P	16 -	1:21.009	21 -	2:25.714	26 -	<b>1:15.178</b>
2 -	1:22.089	7 -	1:19.093	12 -	2:50.968	17 -	1:20.924	22 -	1:16.232	27 -	1:30.879P
3 -	1:19.990	8 -	1:17.959	13 -	1:23.494	18 -	1:19.617	23 -	1:15.956		
4 -	1:20.403	9 -	1:18.003	14 -	1:22.894	19 -	1:19.804	24 -	1:15.537		
5 -	1:19.463	10 -	1:17.381	15 -	1:21.571	20 -	1:28.460P	25 -	1:15.187		
<b>49</b>	<b>Schryver/Schryver</b>						Chevron B6				
1 -	8:15.849P	6 -	1:24.039	11 -	1:19.036	16 -	1:18.106				
2 -	4:05.842	7 -	1:17.291	12 -	1:16.255	17 -	1:29.235P				
3 -	1:23.720	8 -	1:30.295P	13 -	<b>1:15.774</b>						
4 -	1:19.502	9 -	3:26.783	14 -	1:16.185						
5 -	1:23.243	10 -	1:17.293	15 -	1:17.705						
<b>60</b>	<b>Peeters/Wanty</b>						Chevron B8				
1 -	8:34.254	6 -	4:40.184	11 -	1:21.089	16 -	1:23.019				
2 -	1:30.592	7 -	1:26.046	12 -	1:32.036	17 -	1:21.766				
3 -	1:27.750	8 -	1:28.105P	13 -	1:21.150	18 -	1:20.953				
4 -	1:26.781	9 -	4:33.786	14 -	1:20.906	19 -	1:28.554P				
5 -	1:36.355P	10 -	1:22.189	15 -	<b>1:19.738</b>						
<b>70</b>	<b>Kremer/Kremer</b>						Elva Mk8				
1 -	7:57.322	6 -	1:22.054	11 -	1:17.147	16 -	1:34.733				
2 -	1:32.197	7 -	1:19.520	12 -	1:39.637P	17 -	1:34.638				
3 -	1:23.255	8 -	1:17.034	13 -	3:38.365	18 -	1:42.787P				
4 -	1:23.527	9 -	<b>1:16.503</b>	14 -	1:45.565						
5 -	1:20.346	10 -	1:16.652	15 -	1:37.661						
<b>73</b>	<b>Warbuton/Newall</b>						Chevron B8				
1 -	8:19.073	6 -	1:16.880	11 -	1:24.993	16 -	1:21.477	21 -	1:15.601		
2 -	1:19.621	7 -	1:16.500	12 -	1:23.211	17 -	1:26.569	22 -	1:43.045P		
3 -	1:19.910	8 -	1:16.840	13 -	1:23.627	18 -	1:36.026P				
4 -	1:17.506	9 -	1:31.254P	14 -	1:22.133	19 -	2:26.608				
5 -	1:16.242	10 -	3:19.714	15 -	1:22.086	20 -	<b>1:14.959</b>				
<b>79</b>	<b>P. Lambilliotte/Dupont</b>						Chevron B8				
1 -	8:38.285	6 -	1:34.654	11 -	3:57.089	16 -	1:42.396	21 -	1:41.346		
2 -	1:38.339	7 -	<b>1:32.188</b>	12 -	1:48.633	17 -	1:39.696	22 -	1:54.179P		
3 -	1:35.437	8 -	1:33.525	13 -	1:43.893	18 -	1:38.874				
4 -	1:36.071	9 -	1:33.602	14 -	1:43.964	19 -	1:40.417				
5 -	1:34.083	10 -	1:39.840P	15 -	1:42.951	20 -	1:45.921				

**CAR 49 - TRANSPONDER STOPPED WORKING DURING SESSION**  
 Weather/Track: Cloud/Dry

**1000km for 1964-1971 World Sportscar Championship Cars  
RACE 5 - AMENDED GRID - Donington Park - 2/3/4 May 2015**

ROW 10	14 Bryant	83 A. Galliers-Pratt/P. Blakeney-Edwards
ROW 9	60 Peeters/Zurstrassen	79 P. Lambilliotte/Dupont
ROW 8	37 Wakeman/Hall	42 Colman/Colman
ROW 7	12 Brooks/Beebee/Beebee	31 Bates/Bates
ROW 6	20 Wood/Stretton	15 Emberson/Wykeham
ROW 5	27 Wright/Wolfe	70 Kremer/Kremer
ROW 4	24 Ingram/Chiles Sr/Chiles Jnr	49 Littlejohn/Schryver
ROW 3	73 Warbuton/Newall	45 Hammond/Greensall/Minshaw
ROW 2	17 Mahmoud/Audi/Mahmoud	4 Watson/O'Connell/Kirkaldy
ROW 1	9 Gibson/Ward	1 Voyazides/Hadfield
	<b>POLE</b>	
		

**CAR 83 - ALLOWED TO START FROM BACK OF GRID**

Donington Park  
Circuit Length = 1.9790 miles.  
Start: 10:46 End: 11:26

**These results are provisional until the conclusion of any judicial and technical matters.**

Clerk of the Course:		Timekeeper:
----------------------	--	-------------

# 1000km for 1964-1971 World Sportscar Championship Cars

## RACE 5 - CLASSIFICATION - Donington Park - 2/3/4 May 2015

POS	NO	CL	DRIVER	CAR	TIME	LAPS	GAP	MPH	BEST
1	9	P6	Ward/Gibson	Broadley Lola T70 3B	2:31:04.983	106		83.29	1:11.540
2	1	P6	Voyazides/Hadfield	Lola T70 Mk3B	2:27:10.453	103	3 LAPS	83.08	1:10.731
3	4	P3	Kirkaldy/O'Connell	Chevron B8	2:31:23.946	103	3 LAPS	80.76	1:13.749
4	49	P3	Schryver/Littlejohn	Chevron B6	2:31:10.312	102	4 LAPS	80.10	1:14.804
5	14	P6	Bryant	Lola T70 Mk3B	2:31:07.592	100	6 LAPS	78.55	1:11.935
6	27	P2	Wright/Wolfe	Ford GT40	2:32:22.240	99	7 LAPS	77.13	1:17.020
7	70	P3	Kremer/Kremer	Elva Mk8	2:31:08.800	98	8 LAPS	76.97	1:16.069
8	24	P3	Ingram/Chiles Sr/Chiles Jnr	Chevron B8	2:32:06.498	98	8 LAPS	76.48	1:15.119
9	45	P3	Minshaw/Hammond/Greensall	Chevron B8	2:31:09.136	97	9 LAPS	76.18	1:14.656
10	12	P3	Beebee/Brooks/Beebee	Chevron B8	2:31:10.264	97	9 LAPS	76.17	1:15.114
11	73	P3	Newall/Warbuton	Chevron B8	2:31:56.418	97	9 LAPS	75.79	1:14.853
12	31	INV	Bates/Bates	Porsche Carrera RSR	2:32:12.239	97	9 LAPS	75.66	1:17.922
13	42	P3	Colman/Colman	Chevron B8	2:31:29.397	95	11 LAPS	74.45	1:17.052
14	15	P3	Emberson/Wykeham	Chevron B8	2:32:09.708	95	11 LAPS	74.12	1:18.153
15	37	P3	Hall/Wakeman	Chevron B8	2:31:47.760	93	13 LAPS	72.73	1:18.715
16	20	P2	Wood/Stretton	Ford GT40	2:31:42.125	91	15 LAPS	71.21	1:15.139
17	60	P3	Peeters/Zurstrassen	Chevron B8	2:32:22.812	88	18 LAPS	68.56	1:23.107
18	79	P3	Lambilliotte/Dupont	Chevron B8	2:27:34.568	83	23 LAPS	66.76	1:24.643
19	83	P6	Galliers-Pratt/Blakeney-Edwards	Lola T70 Mk2	2:24:13.507	74	32 LAPS	60.91	1:18.196
20	56	INV	Reid/Fisken	McLaren M1C	1:53:54.012	68	38 LAPS	70.87	1:10.943
21	17	P6	Mahmoud/Audi/Mahmoud	Lola T70 Mk3 Coupe	1:06:53.723	34	72 LAPS	60.32	1:37.140

### FASTEST LAP

1	P6	Voyazides/Hadfield	Lola T70 Mk3B	1:10.731	66	100.72mph	162.10kph
56	INV	Reid/Fisken	McLaren M1C	1:10.943	65	100.42mph	161.61kph
4	P3	Kirkaldy/O'Connell	Chevron B8	1:13.749	83	96.60mph	155.46kph
20	P2	Wood/Stretton	Ford GT40	1:15.139	66	94.81mph	152.59kph

Weather/Track: Showers/Damp

These results are provisional until the conclusion of any judicial and technical matters.

Donington Park  
Circuit Length = 1.9790 miles.  
Start: 17:21 End: 19:52

Clerk of the Course:	Timekeeper:
----------------------	-------------

# 1000km for 1964-1971 World Sportscar Championship Cars

## RACE 5 - CLASSIFICATION - Donington Park - 2/3/4 May 2015 - BULLETIN @1 HR

POS	NO	CL	DRIVER	CAR	TIME	LAPS	GAP	MPH	BEST
1	9	P6	Ward/Gibson	Broadley Lola T70 3B	1:00:47.554	37		72.23	1:28.243
2	1	P6	Voyazides/Hadfield	Lola T70 Mk3B	1:01:15.454	37	27.900	71.68	1:28.624
3	4	P3	Kirkaldy/O'Connell	Chevron B8	1:01:15.683	37	28.129	71.68	1:29.801
4	73	P3	Newall/Warbuton	Chevron B8	1:01:23.251	37	35.697	71.53	1:30.904
5	49	P3	Schryver/Littlejohn	Chevron B6	1:01:56.079	37	1:08.525	70.90	1:32.010
6	24	P3	Ingram/Chiles Sr/Chiles Jnr	Chevron B8	1:01:32.225	36	1 LAP	69.43	1:34.631
7	31	INV	Bates/Bates	Porsche Carrera RSR	1:01:31.382	35	2 LAPS	67.52	1:37.746
8	45	P3	Minshaw/Hammond/Greensall	Chevron B8	1:02:09.746	35	2 LAPS	66.82	1:38.351
9	56	INV	Reid/Fisken	McLaren M1C	1:00:56.897	34	3 LAPS	66.20	1:32.839
10	12	P3	Beebee/Brooks/Beebee	Chevron B8	1:01:14.551	34	3 LAPS	65.89	1:39.632
11	27	P2	Wright/Wolfe	Ford GT40	1:01:44.682	34	3 LAPS	65.35	1:40.087
12	42	P3	Colman/Colman	Chevron B8	1:01:26.648	33	4 LAPS	63.74	1:39.570
13	15	P3	Emberson/Wykeham	Chevron B8	1:01:27.670	33	4 LAPS	63.72	1:41.430
14	17	P6	Mahmoud/Audi/Mahmoud	Lola T70 Mk3 Coupe	59:41.426	32	5 LAPS	63.62	1:37.140
15	70	P3	Kremer/Kremer	Elva Mk8	1:01:24.033	32	5 LAPS	61.85	1:35.780
16	83	P6	Galliers-Pratt/Blakeney-Edwards	Lola T70 Mk2	1:01:26.291	32	5 LAPS	61.81	1:46.523
17	37	P3	Hall/Wakeman	Chevron B8	1:01:38.221	32	5 LAPS	61.61	1:39.800
18	79	P3	Lambilliotte/Dupont	Chevron B8	1:00:44.725	31	6 LAPS	60.56	1:42.024
19	14	P6	Bryant	Lola T70 Mk3B	1:00:57.417	30	7 LAPS	58.40	1:26.968
20	60	P3	Peeters/Zurstrassen	Chevron B8	1:01:34.021	30	7 LAPS	57.82	1:41.452
21	20	P2	Wood/Stretton	Ford GT40	1:01:41.969	27	10 LAPS	51.93	1:33.509

### FASTEST LAP

14	P6	Bryant	Lola T70 Mk3B	1:26.968	30	81.92mph	131.83kph
4	P3	Kirkaldy/O'Connell	Chevron B8	1:29.801	36	79.33mph	127.67kph
56	INV	Reid/Fisken	McLaren M1C	1:32.839	34	76.73mph	123.50kph
20	P2	Wood/Stretton	Ford GT40	1:33.509	22	76.18mph	122.61kph

Weather/Track: Rain/Damp

www.mstworld.com

Donington Park  
Circuit Length = 1.9790 miles.  
Start: 17:21

Printed - 18:24 Saturday, 02 May 2015

# 1000km for 1964-1971 World Sportscar Championship Cars

## RACE 5 - CLASSIFICATION - Donington Park - 2/3/4 May 2015 - BULLETIN @2 HRS

POS	NO	CL	DRIVER	CAR	TIME	LAPS	GAP	MPH	BEST
1	1	P6	Voyazides/Hadfield	Lola T70 Mk3B	2:00:30.765	82		80.77	1:10.731
2	4	P3	Kirkaldy/O'Connell	Chevron B8	2:01:17.268	82	46.503	80.26	1:13.760
3	9	P6	Ward/Gibson	Broadley Lola T70 3B	2:01:41.306	82	1:10.541	79.99	1:12.571
4	49	P3	Schryver/Littlejohn	Chevron B6	2:00:42.390	78	4 LAPS	76.71	1:14.804
5	14	P6	Bryant	Lola T70 Mk3B	2:01:36.884	77	5 LAPS	75.16	1:11.935
6	31	INV	Bates/Bates	Porsche Carrera RSR	2:01:01.732	76	6 LAPS	74.54	1:18.093
7	27	P2	Wright/Wolfe	Ford GT40	2:00:47.707	75	7 LAPS	73.70	1:17.792
8	70	P3	Kremer/Kremer	Elva Mk8	2:01:04.814	75	7 LAPS	73.53	1:16.456
9	12	P3	Beebee/Brooks/Beebee	Chevron B8	2:01:04.565	74	8 LAPS	72.55	1:16.157
10	24	P3	Ingram/Chiles Sr/Chiles Jnr	Chevron B8	2:01:20.557	74	8 LAPS	72.39	1:15.988
11	73	P3	Newall/Warbuton	Chevron B8	1:58:06.451	73	9 LAPS	73.37	1:18.707
12	45	P3	Minshaw/Hammond/Greensall	Chevron B8	2:00:36.656	73	9 LAPS	71.85	1:14.874
13	42	P3	Colman/Colman	Chevron B8	2:01:29.919	73	9 LAPS	71.32	1:17.300
14	15	P3	Emberson/Wykeham	Chevron B8	2:01:34.309	72	10 LAPS	70.30	1:18.465
15	37	P3	Hall/Wakeman	Chevron B8	2:00:40.233	70	12 LAPS	68.86	1:20.468
16	56	INV	Reid/Fisken	McLaren M1C	1:53:54.012	68	14 LAPS	70.87	1:10.943
17	20	P2	Wood/Stretton	Ford GT40	1:58:59.084	68	14 LAPS	67.84	1:15.139
18	60	P3	Peeters/Zurstrassen	Chevron B8	2:01:03.566	66	16 LAPS	64.72	1:25.746
19	79	P3	Lambilliotte/Dupont	Chevron B8	2:00:58.733	65	17 LAPS	63.78	1:26.051
20	83	P6	Galliers-Pratt/Blakeney-Edwards	Lola T70 Mk2	1:47:29.057	60	22 LAPS	66.26	1:18.196
21	17	P6	Mahmoud/Audi/Mahmoud	Lola T70 Mk3 Coupe	1:06:53.723	34	48 LAPS	60.32	1:37.140

### FASTEST LAP

1	P6	Voyazides/Hadfield	Lola T70 Mk3B	1:10.731	66	100.72mph	162.10kph
56	INV	Reid/Fisken	McLaren M1C	1:10.943	65	100.42mph	161.61kph
4	P3	Kirkaldy/O'Connell	Chevron B8	1:13.760	79	96.58mph	155.44kph
20	P2	Wood/Stretton	Ford GT40	1:15.139	66	94.81mph	152.59kph

Weather/Track: Rain/Damp

www.mstworld.com

Donington Park  
Circuit Length = 1.9790 miles.  
Start: 17:21

Printed - 19:24 Saturday, 02 May 2015

# 1000km for 1964-1971 World Sportscar Championship Cars

## RACE 5 - LAP ANALYSIS - Donington Park - 2/3/4 May 2015

<b>1</b>	<b>Voyazides/Hadfield</b>								<b>Lola T70 Mk3B</b>								
1 - 1:41.518	16 - 1:36.655	31 - 1:30.733	46 - 1:23.153	61 - 1:13.077	76 - 1:11.739	91 - 1:16.624											
2 - 1:35.431	17 - 1:35.293	32 - 1:29.368	47 - 1:20.236	62 - 1:12.624	77 - 1:12.626	92 - 1:18.257											
3 - 1:35.687	18 - 1:35.460	33 - 1:29.491	48 - 1:19.865	63 - 1:13.368	78 - 1:13.365	93 - 1:17.399											
4 - 1:35.609	19 - 1:42.104P	34 - 1:29.252	49 - 1:18.696	64 - 1:12.732	79 - 1:17.878P	94 - 1:17.274											
5 - 1:36.194	20 - 2:41.260	35 - 1:29.330	50 - 1:21.762	65 - 1:11.566	80 - 2:35.932	95 - 1:19.364											
6 - 1:35.624	21 - 2:10.033	36 - 1:28.624	51 - 1:17.478	66 - <b>1:10.731</b>	81 - 1:20.812	96 - 1:17.535											
7 - 1:33.845	22 - 2:16.904	37 - 1:31.018	52 - 1:18.662	67 - 1:12.255	82 - 1:14.034	97 - 1:19.067											
8 - 1:35.024	23 - 1:54.128	38 - 1:27.387	53 - 1:15.905	68 - 1:11.587	83 - 1:14.655	98 - 1:17.668											
9 - 1:35.258	24 - 1:34.087	39 - 1:27.998	54 - 1:17.495	69 - 1:10.915	84 - 1:15.208	99 - 1:16.012											
10 - 1:36.987	25 - 1:33.057	40 - 1:26.918	55 - 1:15.520	70 - 1:12.154	85 - 1:14.917	100 - 1:14.719											
11 - 1:37.198	26 - 1:59.023	41 - 1:37.795	56 - 1:15.517	71 - 1:12.949	86 - 1:14.885	101 - 1:15.036											
12 - 1:34.106	27 - 1:33.607	42 - 1:26.712	57 - 1:14.990	72 - 1:13.772	87 - 1:16.260	102 - 1:16.888											
13 - 1:35.368	28 - 1:33.174	43 - 1:27.831	58 - 1:13.152	73 - 1:13.244	88 - 1:14.793	103 - 1:12.144											
14 - 1:37.171	29 - 1:32.247	44 - 1:24.421	59 - 1:15.360	74 - 1:11.362	89 - 1:14.939												
15 - 1:34.536	30 - 1:31.050	45 - 1:24.753	60 - 1:12.682	75 - 1:12.301	90 - 1:16.044												

<b>4</b>	<b>Kirkaldy/O'Connell</b>								<b>Chevron B8</b>								
1 - 1:41.655	16 - 1:35.480	31 - 1:31.121	46 - 1:22.474	61 - 1:15.959	76 - 1:13.996	91 - 1:14.685											
2 - 1:37.376	17 - 1:35.054	32 - 1:32.199	47 - 1:22.455	62 - 1:14.960	77 - 1:15.444	92 - 1:13.983											
3 - 1:36.311	18 - 1:34.726	33 - 1:30.664	48 - 1:22.874	63 - 1:16.368	78 - 1:13.945	93 - 1:15.162											
4 - 1:36.370	19 - 1:40.772P	34 - 1:29.942	49 - 1:20.318	64 - 1:15.037	79 - 1:13.760	94 - 1:16.249											
5 - 1:35.858	20 - 2:49.153	35 - 1:31.951	50 - 1:22.356	65 - 1:14.368	80 - 1:14.603	95 - 1:16.707											
6 - 1:34.648	21 - 2:08.709	36 - 1:29.801	51 - 2:31.014	66 - 1:15.610	81 - 1:14.071	96 - 1:13.865											
7 - 1:34.863	22 - 2:16.295	37 - 1:32.216	52 - 1:19.432	67 - 1:15.800	82 - 1:14.635	97 - 1:15.395											
8 - 1:34.052	23 - 1:55.887	38 - 1:28.718	53 - 1:18.644	68 - 1:14.948	83 - <b>1:13.749</b>	98 - 1:17.269											
9 - 1:33.995	24 - 1:36.750	39 - 1:27.330	54 - 1:18.763	69 - 1:14.172	84 - 1:14.218	99 - 1:15.210											
10 - 1:41.797	25 - 1:34.970	40 - 1:26.718	55 - 1:18.301	70 - 1:14.025	85 - 1:19.092P	100 - 1:15.521											
11 - 1:33.006	26 - 1:34.789	41 - 1:28.504	56 - 1:17.267	71 - 1:14.203	86 - 4:49.133	101 - 1:17.809											
12 - 1:33.653	27 - 1:35.458	42 - 1:28.503	57 - 1:16.640	72 - 1:14.483	87 - 1:16.525	102 - 1:17.037											
13 - 1:35.420	28 - 1:33.639	43 - 1:26.468	58 - 1:17.577	73 - 1:13.946	88 - 1:17.162	103 - 1:17.982											
14 - 1:36.445	29 - 1:32.678	44 - 1:26.546	59 - 1:17.021	74 - 1:13.967	89 - 1:15.454												
15 - 1:35.698	30 - 1:32.282	45 - 1:24.987	60 - 1:16.543	75 - 1:13.832	90 - 1:14.471												

Weather/Track: Showers/Damp

# 1000km for 1964-1971 World Sportscar Championship Cars

## RACE 5 - LAP ANALYSIS - Donington Park - 2/3/4 May 2015

(contd.)

<b>9</b>	Ward/Gibson		Broadley Lola T70 3B							
1 - 1:38.210	21 - 2:09.690	41 - 1:28.653	61 - 1:17.788	81 - 1:13.212	101 - 1:11.664					
2 - 1:36.575	22 - 2:16.784	42 - 1:32.683	62 - 1:18.709	82 - 1:12.571	102 - 1:13.306					
3 - 1:34.704	23 - 1:53.853	43 - 1:26.190	63 - 1:17.519	83 - 1:12.351	103 - 1:12.098					
4 - 1:34.870	24 - 1:33.538	44 - 1:24.713	64 - 1:18.870	84 - 1:12.998	104 - 1:13.398					
5 - 1:33.785	25 - 1:31.042	45 - 1:24.575	65 - 1:16.702	85 - 1:13.847	105 - 1:27.171					
6 - 1:34.290	26 - 1:33.022	46 - 1:22.182	66 - 1:17.177	86 - 1:12.904	106 - 1:14.524					
7 - 1:34.231	27 - 1:32.701	47 - 1:20.700	67 - 1:15.861	87 - 1:12.109						
8 - 1:36.039	28 - 1:30.980	48 - 1:20.979	68 - 1:15.516	88 - 1:14.261						
9 - 1:35.032	29 - 1:29.696	49 - 1:22.118	69 - 1:17.417	89 - 1:14.568						
10 - 1:33.971	30 - 1:29.961	50 - 1:20.680	70 - 1:16.188	90 - 1:12.008						
11 - 1:34.033	31 - 1:28.326	51 - 1:19.632	71 - 1:15.923	91 - 1:12.257						
12 - 1:34.408	32 - 1:29.676	52 - 1:22.873	72 - 1:14.676	92 - 1:13.823						
13 - 1:34.585	33 - 1:29.052	53 - 1:17.570	73 - 1:14.245	93 - 1:11.946						
14 - 1:34.079	34 - 1:39.682	54 - 1:17.654	74 - 1:14.696	94 - 1:14.352						
15 - 1:37.411	35 - 1:30.569	55 - 1:16.183	75 - 1:13.837	95 - 1:12.578						
16 - 1:34.958	36 - 1:29.117	56 - 1:19.915	76 - 1:13.884	96 - <b>1:11.540</b>						
17 - 1:33.501	37 - 1:28.243	57 - 1:17.982	77 - 1:13.681	97 - 1:13.735						
18 - 1:34.589	38 - 1:28.451	58 - 1:24.257P	78 - 1:14.604	98 - 1:11.882						
19 - 1:39.112P	39 - 1:26.569	59 - 2:52.024	79 - 1:14.489	99 - 1:12.692						
20 - 3:03.239	40 - 1:26.004	60 - 1:18.735	80 - 1:14.865	100 - 1:11.665						
<b>12</b>	Beebee/Brooks/Beebee		Chevron B8							
1 - 1:51.297	16 - 1:40.903	31 - 1:45.549	46 - 1:26.725	61 - 1:19.130	76 - 1:17.227	91 - 1:17.662				
2 - 1:42.488	17 - 1:40.992	32 - 1:41.091	47 - 1:27.448	62 - 1:19.859	77 - 1:15.651	92 - 1:17.618				
3 - 1:42.502	18 - 1:39.632	33 - 1:41.504	48 - 1:28.781	63 - 1:18.978	78 - 1:15.939	93 - 1:15.876				
4 - 1:42.214	19 - 2:02.173	34 - 1:40.231	49 - 1:23.862	64 - 1:17.678	79 - 1:17.213	94 - 1:16.090				
5 - 1:44.882	20 - 2:09.210	35 - 1:37.820	50 - 1:23.105	65 - 1:17.155	80 - 1:16.100	95 - 1:17.127				
6 - 1:43.034	21 - 2:21.214P	36 - 1:39.367	51 - 1:26.081	66 - 1:18.874	81 - 1:16.815	96 - 1:29.883				
7 - 1:41.966	22 - 2:39.387	37 - 1:39.972	52 - 1:22.703	67 - 1:17.538	82 - 1:15.697	97 - 1:18.396				
8 - 1:50.209	23 - 1:49.045	38 - 1:36.978	53 - 1:23.392	68 - 1:16.654	83 - 1:41.135					
9 - 1:48.210	24 - 1:45.843	39 - 1:35.327	54 - 1:20.679	69 - 1:16.499	84 - 1:16.921					
10 - 1:40.517	25 - 1:48.422	40 - 1:34.056	55 - 1:21.438	70 - 1:16.157	85 - 1:17.598					
11 - 1:40.437	26 - 1:45.361	41 - 1:32.757	56 - 1:21.488	71 - 1:16.366	86 - 1:16.527					
12 - 1:41.782	27 - 1:43.571	42 - 1:34.453	57 - 1:21.228	72 - 1:17.591	87 - 1:16.847					
13 - 1:43.117	28 - 1:44.352	43 - 1:29.498	58 - 1:25.408P	73 - 1:16.837	88 - 1:17.062					
14 - 1:42.447	29 - 1:44.605	44 - 1:30.435	59 - 4:51.068	74 - 1:17.090	89 - 1:19.040					
15 - 1:50.636	30 - 1:45.728	45 - 1:27.623	60 - 1:21.916	75 - 1:18.161	90 - <b>1:15.114</b>					

Weather/Track: Showers/Damp

www.mstworld.com

Page 2 of 10

Donington Park  
Circuit Length = 1.9790 miles.  
Start: 17:21 End: 19:52

Printed - 19:55 Saturday, 02 May 2015

# 1000km for 1964-1971 World Sportscar Championship Cars

## RACE 5 - LAP ANALYSIS - Donington Park - 2/3/4 May 2015

(contd.)

<b>14</b> Bryant		Lola T70 Mk3B							
1 - 1:53.972	16 - 1:56.909	31 - 1:27.922	46 - 1:17.101	61 - 1:13.472	76 - 1:12.463	91 - 1:13.503			
2 - 1:38.388	17 - 1:35.236	32 - 1:26.371	47 - 1:19.459	62 - 1:13.141	77 - <b>1:11.935</b>	92 - 1:14.463			
3 - 1:37.716	18 - 1:32.548	33 - 1:25.785	48 - 1:15.772	63 - 1:13.542	78 - 1:12.942	93 - 1:12.085			
4 - 1:36.986	19 - 1:32.689	34 - 1:26.708	49 - 1:18.804	64 - 1:13.172	79 - 1:12.976	94 - 1:13.960			
5 - 1:34.772	20 - 1:32.316	35 - 1:30.711	50 - 1:15.360	65 - 1:13.178	80 - 1:13.695	95 - 1:13.771			
6 - 1:34.455	21 - 1:33.010	36 - 1:27.422	51 - 1:14.559	66 - 1:14.600	81 - 1:14.717	96 - 1:12.787			
7 - 1:33.688	22 - 1:31.720	37 - 1:23.551	52 - 1:14.640	67 - 1:15.475	82 - 1:12.713	97 - 1:13.928			
8 - 1:32.895	23 - 1:30.312	38 - 1:21.997	53 - 1:17.351	68 - 1:13.523	83 - 1:12.076	98 - 1:18.132P			
9 - 1:33.633	24 - 1:29.759	39 - 1:22.510	54 - 1:14.340	69 - 1:13.065	84 - 1:13.238	99 - 2:30.797			
10 - 1:33.420	25 - 1:28.356	40 - 1:19.462	55 - 1:14.966	70 - 1:13.319	85 - 1:12.624	100 - 1:16.138			
11 - 1:31.908	26 - 1:27.034	41 - 1:20.203	56 - 1:15.899	71 - 1:12.450	86 - 1:14.657				
12 - 1:31.979	27 - 1:29.455	42 - 1:21.494	57 - 1:14.066	72 - 1:12.141	87 - 1:12.960				
13 - 1:34.096	28 - 1:29.632	43 - 1:20.923	58 - 1:16.449	73 - 1:13.558	88 - 1:13.500				
14 - X:00.000P	29 - 1:29.546	44 - 1:18.665	59 - 1:14.519	74 - 1:12.732	89 - 1:12.798				
15 - 4:03.120	30 - 1:26.968	45 - 1:23.032	60 - 1:14.277	75 - 1:13.383	90 - 1:12.248				

<b>15</b> Emberson/Wykeham		Chevron B8							
1 - 2:53.499	16 - 1:49.301	31 - 1:42.787	46 - 1:30.089	61 - 1:20.678	76 - 1:19.715	91 - 1:19.004			
2 - 1:51.051	17 - 2:11.540	32 - 1:41.430	47 - 1:26.575	62 - 1:21.479	77 - 1:21.634	92 - 1:20.210			
3 - 2:13.233	18 - 2:11.121	33 - 1:44.535	48 - 1:25.676	63 - 1:19.494	78 - 1:20.773	93 - 1:21.860			
4 - 1:59.068	19 - 1:56.279	34 - 1:44.574	49 - 1:24.590	64 - 1:21.059	79 - 1:19.991	94 - 1:20.457			
5 - 1:51.406	20 - 1:47.309	35 - 1:38.952	50 - 1:24.831	65 - 1:19.897	80 - 1:19.069	95 - 1:18.463			
6 - 1:54.747	21 - 1:47.192	36 - 1:40.585	51 - 1:22.737	66 - 1:18.874	81 - 1:19.103				
7 - 1:50.718	22 - 1:45.601	37 - 1:40.824	52 - 1:22.369	67 - 1:19.378	82 - 1:20.129				
8 - 1:48.282	23 - 1:44.694	38 - 1:39.277	53 - 1:22.544	68 - 1:19.245	83 - 1:20.299				
9 - 1:49.506	24 - 1:47.061	39 - 1:37.024	54 - 1:23.969	69 - 1:18.465	84 - 1:20.407				
10 - 1:48.059	25 - 1:46.144	40 - 1:35.289	55 - 1:22.900	70 - 1:28.221	85 - 1:19.158				
11 - 1:48.157	26 - 1:42.667	41 - 1:37.033	56 - 1:21.150	71 - 1:20.011	86 - 1:19.947				
12 - 1:49.208	27 - 1:41.718	42 - 1:44.875P	57 - 1:20.638	72 - 1:20.614	87 - 1:18.733				
13 - 1:49.155	28 - 1:42.755	43 - 5:01.732	58 - 1:24.745	73 - 1:20.736	88 - <b>1:18.153</b>				
14 - 1:47.737	29 - 1:41.862	44 - 1:32.856	59 - 1:20.310	74 - 1:20.417	89 - 1:18.722				
15 - 1:47.246	30 - 1:42.602	45 - 1:32.797	60 - 1:20.283	75 - 1:19.974	90 - 1:18.445				

<b>17</b> Mahmoud/Audi/Mahmoud		Lola T70 Mk3 Coupe							
1 - 1:48.552	6 - 1:46.062	11 - 1:42.542	16 - 1:50.645	21 - 1:42.402	26 - <b>1:37.140</b>	31 - 1:40.210			
2 - 1:41.938	7 - 1:43.863	12 - 1:42.839	17 - 2:00.083P	22 - 1:43.080	27 - 1:37.832	32 - 1:41.494			
3 - 1:43.958	8 - 1:43.430	13 - 1:45.104	18 - 5:16.466	23 - 1:40.176	28 - 1:37.668	33 - 4:43.445			
4 - 1:43.340	9 - 1:42.915	14 - 1:43.383	19 - 1:51.725	24 - 1:38.683	29 - 1:37.870	34 - 2:28.852P			
5 - 1:44.207	10 - 1:42.938	15 - 2:32.155	20 - 2:01.298	25 - 1:38.811	30 - 1:38.617				

Weather/Track: Showers/Damp



# 1000km for 1964-1971 World Sportscar Championship Cars

## RACE 5 - LAP ANALYSIS - Donington Park - 2/3/4 May 2015

(contd.)

<b>20</b>	Wood/Stretton							Ford GT40						
1 - 1:52.992	16 - 1:39.294	31 - 1:41.211	46 - 1:18.436	61 - 1:15.392	76 - 1:16.338	91 - 1:18.553								
2 - 8:36.726P	17 - 1:38.278	32 - 1:32.751	47 - 1:17.299	62 - 1:15.372	77 - 1:16.711									
3 - X:00.000	18 - 1:37.896	33 - 1:34.136	48 - 1:16.852	63 - 1:15.546	78 - 1:16.652									
4 - 1:50.114	19 - 1:35.482	34 - 1:28.837	49 - 1:17.249	64 - 1:16.690	79 - 1:17.594									
5 - 1:43.379	20 - 1:37.735	35 - 1:27.063	50 - 1:18.094	65 - 1:18.254	80 - 1:17.975									
6 - 1:41.164	21 - 1:35.567	36 - 1:26.429	51 - 1:17.739	66 - <b>1:15.139</b>	81 - 1:17.224									
7 - 1:39.663	22 - 1:33.509	37 - 1:27.591	52 - 1:16.079	67 - 1:15.403	82 - 1:19.484									
8 - 1:40.291	23 - 1:35.143	38 - 1:24.553	53 - 1:17.086	68 - 1:20.928P	83 - 1:18.986									
9 - 1:46.750	24 - 1:34.102	39 - 1:23.259	54 - 1:16.045	69 - 4:06.397	84 - 1:16.572									
10 - 2:05.943	25 - 1:35.540	40 - 1:24.404	55 - 1:16.202	70 - 1:21.088	85 - 1:16.266									
11 - 2:10.455	26 - 1:34.337	41 - 1:23.020	56 - 1:15.828	71 - 1:17.347	86 - 1:16.221									
12 - 1:56.595	27 - 1:36.499	42 - 1:24.767	57 - 1:16.801	72 - 1:18.077	87 - 1:16.441									
13 - 1:47.479	28 - 1:35.166	43 - 1:28.369P	58 - 1:17.290	73 - 1:17.092	88 - 1:16.425									
14 - 1:46.319	29 - 1:34.817	44 - 2:41.405	59 - 1:17.386	74 - 1:17.892	89 - 1:25.200									
15 - 1:42.044	30 - 1:32.864	45 - 1:19.070	60 - 1:16.293	75 - 1:18.856	90 - 1:19.650									

<b>24</b>	Ingram/Chiles Sr/Chiles Jnr							Chevron B8						
1 - 1:44.033	16 - 1:42.483	31 - 1:35.922	46 - 1:30.283	61 - 1:16.262	76 - 1:16.118	91 - 1:15.183								
2 - 1:41.429	17 - 1:42.015	32 - 1:35.207	47 - 1:26.102	62 - 1:18.856	77 - 1:16.892	92 - 1:15.284								
3 - 1:39.486	18 - 1:41.243	33 - 1:37.415	48 - 1:27.101	63 - 1:16.996	78 - 1:16.503	93 - 1:16.141								
4 - 1:40.260	19 - 2:45.347	34 - 1:34.631	49 - 1:26.911	64 - 1:16.700	79 - 1:16.768	94 - 1:17.224								
5 - 1:39.529	20 - 2:13.222	35 - 1:35.993	50 - 1:25.403	65 - 1:17.177	80 - 1:17.983	95 - 1:16.260								
6 - 1:39.199	21 - 1:53.678	36 - 1:34.833	51 - 1:23.373	66 - 1:34.423	81 - 1:17.928	96 - 1:21.675								
7 - 1:41.030	22 - 1:46.721	37 - 1:40.158	52 - 1:22.416	67 - 1:18.716	82 - 1:16.729	97 - 1:18.938								
8 - 1:37.880	23 - 1:43.367	38 - 1:35.682	53 - 1:21.433	68 - 1:18.127	83 - 1:15.579	98 - 1:16.515								
9 - 1:38.958	24 - 1:39.692	39 - 1:35.620	54 - 1:29.063P	69 - 1:17.148	84 - 1:16.712									
10 - 1:41.372	25 - 1:37.942	40 - 1:50.509P	55 - 5:33.859	70 - 1:16.505	85 - 1:16.920									
11 - 1:39.361	26 - 1:39.141	41 - 3:08.939	56 - 1:41.165	71 - 1:16.721	86 - 1:16.932									
12 - 1:40.097	27 - 1:37.045	42 - 1:32.162	57 - 1:19.524	72 - 1:17.148	87 - 1:20.161									
13 - 1:41.296	28 - 1:37.884	43 - 1:30.176	58 - 1:17.571	73 - 1:16.724	88 - 1:16.029									
14 - 1:41.846	29 - 1:36.162	44 - 1:46.479	59 - 1:17.401	74 - 1:15.988	89 - 1:15.314									
15 - 1:40.027	30 - 1:36.479	45 - 1:31.771	60 - 1:17.740	75 - 1:17.034	90 - <b>1:15.119</b>									

<b>27</b>	Wright/Wolfe							Ford GT40						
1 - 2:00.359	16 - 1:42.189	31 - 1:41.102	46 - 1:28.896	61 - 1:19.478	76 - 1:17.715	91 - 1:17.357								
2 - 1:48.318	17 - 1:43.094	32 - 1:42.109	47 - 1:27.442	62 - 1:18.135	77 - 1:18.304	92 - 1:17.669								
3 - 1:47.063	18 - 1:47.165	33 - 1:40.087	48 - 1:24.109	63 - 1:19.131	78 - 1:17.360	93 - 1:19.437								
4 - 1:45.402	19 - 1:46.237	34 - 1:41.055	49 - 1:24.151	64 - 1:17.793	79 - 1:17.213	94 - 1:17.796								
5 - 1:47.611	20 - 1:59.807	35 - 1:40.166	50 - 1:21.557	65 - 1:19.959	80 - <b>1:17.020</b>	95 - 1:19.510								
6 - 1:44.974	21 - 2:19.078P	36 - 1:40.748	51 - 1:25.240	66 - 1:18.327	81 - 1:17.356	96 - 1:19.792								
7 - 1:45.399	22 - 2:57.725	37 - 1:40.327	52 - 1:21.134	67 - 1:19.117	82 - 1:17.498	97 - 1:22.486								
8 - 1:43.645	23 - 1:43.815	38 - 1:46.741	53 - 1:22.481	68 - 1:18.710	83 - 1:17.606	98 - 1:30.213								
9 - 1:43.758	24 - 1:43.417	39 - 1:38.910	54 - 1:19.691	69 - 1:20.466	84 - 1:19.229	99 - 1:23.028								
10 - 1:43.736	25 - 2:17.345	40 - 1:36.327	55 - 1:20.176	70 - 1:18.310	85 - 1:17.912									
11 - 1:42.846	26 - 1:43.125	41 - 1:33.686	56 - 1:21.997	71 - 1:17.792	86 - 1:17.925									
12 - 1:42.336	27 - 1:43.869	42 - 1:34.339	57 - 1:18.779	72 - 1:19.775	87 - 1:19.126									
13 - 1:43.777	28 - 1:42.136	43 - 1:33.882	58 - 1:20.980	73 - 1:19.242	88 - 1:17.337									
14 - 1:44.605	29 - 1:42.133	44 - 1:38.461P	59 - 1:18.473	74 - 1:19.146	89 - 1:17.101									
15 - 1:43.462	30 - 1:41.903	45 - 2:21.107	60 - 1:19.321	75 - 1:18.523	90 - 1:18.543									

Weather/Track: Showers/Damp

www.mstworld.com

Page 4 of 10

Donington Park  
Circuit Length = 1.9790 miles.  
Start: 17:21 End: 19:52

Printed - 19:55 Saturday, 02 May 2015

# 1000km for 1964-1971 World Sportscar Championship Cars

## RACE 5 - LAP ANALYSIS - Donington Park - 2/3/4 May 2015

(contd.)

<b>27</b>	<b>Wright/Wolfe</b>		<b>Ford GT40</b>						
1 - 2:00.359	16 - 1:42.189	31 - 1:41.102	46 - 1:28.896	61 - 1:19.478	76 - 1:17.715	91 - 1:17.357			
2 - 1:48.318	17 - 1:43.094	32 - 1:42.109	47 - 1:27.442	62 - 1:18.135	77 - 1:18.304	92 - 1:17.669			
3 - 1:47.063	18 - 1:47.165	33 - 1:40.087	48 - 1:24.109	63 - 1:19.131	78 - 1:17.360	93 - 1:19.437			
4 - 1:45.402	19 - 1:46.237	34 - 1:41.055	49 - 1:24.151	64 - 1:17.793	79 - 1:17.213	94 - 1:17.796			
5 - 1:47.611	20 - 1:59.807	35 - 1:40.166	50 - 1:21.557	65 - 1:19.959	80 - <b>1:17.020</b>	95 - 1:19.510			
6 - 1:44.974	21 - 2:19.078P	36 - 1:40.748	51 - 1:25.240	66 - 1:18.327	81 - 1:17.356	96 - 1:19.792			
7 - 1:45.399	22 - 2:57.725	37 - 1:40.327	52 - 1:21.134	67 - 1:19.117	82 - 1:17.498	97 - 1:22.486			
8 - 1:43.645	23 - 1:43.815	38 - 1:46.741	53 - 1:22.481	68 - 1:18.710	83 - 1:17.606	98 - 1:30.213			
9 - 1:43.758	24 - 1:43.417	39 - 1:38.910	54 - 1:19.691	69 - 1:20.466	84 - 1:19.229	99 - 1:23.028			
10 - 1:43.736	25 - 2:17.345	40 - 1:36.327	55 - 1:20.176	70 - 1:18.310	85 - 1:17.912				
11 - 1:42.846	26 - 1:43.125	41 - 1:33.686	56 - 1:21.997	71 - 1:17.792	86 - 1:17.925				
12 - 1:42.336	27 - 1:43.869	42 - 1:34.339	57 - 1:18.779	72 - 1:19.775	87 - 1:19.126				
13 - 1:43.777	28 - 1:42.136	43 - 1:33.882	58 - 1:20.980	73 - 1:19.242	88 - 1:17.337				
14 - 1:44.605	29 - 1:42.133	44 - 1:38.461P	59 - 1:18.473	74 - 1:19.146	89 - 1:17.101				
15 - 1:43.462	30 - 1:41.903	45 - 2:21.107	60 - 1:19.321	75 - 1:18.523	90 - 1:18.543				

<b>31</b>	<b>Bates/Bates</b>		<b>Porsche Carrera RSR</b>						
1 - 1:52.866	16 - 1:42.599	31 - 1:41.222	46 - 1:27.514	61 - 1:19.464	76 - 1:18.391	91 - <b>1:17.922</b>			
2 - 1:45.968	17 - 1:42.125	32 - 1:42.137	47 - 1:26.765	62 - 1:19.335	77 - 1:18.894	92 - 1:18.907			
3 - 1:47.920	18 - 1:48.272P	33 - 1:37.746	48 - 1:24.516	63 - 1:19.454	78 - 1:20.214	93 - 1:24.581			
4 - 1:43.848	19 - 2:57.243	34 - 1:38.826	49 - 1:24.380	64 - 1:18.583	79 - 1:17.996	94 - 1:22.943			
5 - 1:45.813	20 - 1:42.170	35 - 1:38.720	50 - 1:22.769	65 - 1:19.390	80 - 1:18.238	95 - 1:26.185			
6 - 1:42.744	21 - 1:47.504	36 - 1:42.848	51 - 1:22.265	66 - 1:19.853	81 - 1:18.959	96 - 1:26.988			
7 - 1:41.477	22 - 2:01.304	37 - 1:37.285	52 - 1:21.369	67 - 1:18.823	82 - 1:18.560	97 - 1:20.941			
8 - 1:41.626	23 - 1:43.242	38 - 1:40.857	53 - 1:21.583	68 - 1:19.311	83 - 1:19.806				
9 - 1:42.099	24 - 1:42.641	39 - 1:42.540	54 - 1:20.718	69 - 1:20.066	84 - 1:31.662P				
10 - 1:40.850	25 - 1:40.550	40 - 1:38.033	55 - 1:20.132	70 - 1:18.554	85 - 4:15.017				
11 - 1:41.979	26 - 1:40.433	41 - 1:41.994P	56 - 1:20.091	71 - 1:18.933	86 - 1:18.290				
12 - 1:43.347	27 - 1:39.673	42 - 3:04.949	57 - 1:20.121	72 - 1:18.812	87 - 1:18.469				
13 - 1:50.049	28 - 1:39.775	43 - 1:30.852	58 - 1:21.216	73 - 1:18.093	88 - 1:18.905				
14 - 1:43.143	29 - 1:39.603	44 - 1:43.690	59 - 1:19.645	74 - 1:18.577	89 - 1:18.409				
15 - 1:43.154	30 - 1:38.714	45 - 1:30.082	60 - 1:19.715	75 - 1:18.782	90 - 1:18.621				

<b>37</b>	<b>Hall/Wakeman</b>		<b>Chevron B8</b>						
1 - 2:05.019	16 - 1:46.444	31 - 1:40.306	46 - 1:27.691	61 - 1:28.051	76 - 1:21.622	91 - 1:25.084			
2 - 1:46.600	17 - 1:44.663	32 - 1:39.800	47 - 1:28.421	62 - 1:26.081	77 - 1:23.679	92 - 1:23.928			
3 - 1:45.612	18 - 2:42.635	33 - 1:40.496	48 - 1:26.238	63 - 1:25.019	78 - 1:22.031	93 - 1:21.552			
4 - 1:45.316	19 - 2:12.145	34 - 1:40.680	49 - 1:25.678	64 - 1:24.650	79 - 1:22.281				
5 - 1:45.220	20 - 1:57.171	35 - 1:42.814	50 - 1:23.163	65 - 1:22.511	80 - 1:19.204				
6 - 1:45.331	21 - 1:46.940	36 - 1:39.280	51 - 1:22.472	66 - 1:21.955	81 - 1:19.506				
7 - 1:48.142	22 - 1:51.444P	37 - 1:37.833	52 - 1:22.591	67 - 1:22.449	82 - <b>1:18.715</b>				
8 - 1:46.764	23 - 5:25.393	38 - 1:35.444	53 - 1:22.439	68 - 1:22.185	83 - 1:19.624				
9 - 1:44.984	24 - 1:47.700	39 - 1:34.253	54 - 1:20.468	69 - 1:22.853	84 - 1:19.711				
10 - 1:44.175	25 - 1:44.003	40 - 1:33.426	55 - 1:20.736	70 - 1:21.179	85 - 1:19.549				
11 - 1:46.530	26 - 1:44.432	41 - 1:35.474	56 - 1:20.843	71 - 1:21.673	86 - 1:19.620				
12 - 1:44.282	27 - 1:42.868	42 - 1:36.097	57 - 1:21.381	72 - 1:21.983	87 - 1:19.731				
13 - 1:46.209	28 - 1:42.815	43 - 1:31.502	58 - 1:20.896	73 - 1:22.215	88 - 1:19.159				
14 - 1:44.090	29 - 1:42.101	44 - 1:29.799	59 - 1:25.227P	74 - 1:21.344	89 - 1:22.185				
15 - 1:46.760	30 - 1:42.327	45 - 1:30.283	60 - 4:49.454	75 - 1:23.391	90 - 1:19.740				

Weather/Track: Showers/Damp

www.mstworld.com

Page 5 of 10

Donington Park  
Circuit Length = 1.9790 miles.  
Start: 17:21 End: 19:52

Printed - 19:55 Saturday, 02 May 2015

# 1000km for 1964-1971 World Sportscar Championship Cars

## RACE 5 - LAP ANALYSIS - Donington Park - 2/3/4 May 2015

(contd.)

<b>37</b>		Hall/Wakeman		Chevron B8									
1 -	2:05.019	16 -	1:46.444	31 -	1:40.306	46 -	1:27.691	61 -	1:28.051	76 -	1:21.622	91 -	1:25.084
2 -	1:46.600	17 -	1:44.663	32 -	1:39.800	47 -	1:28.421	62 -	1:26.081	77 -	1:23.679	92 -	1:23.928
3 -	1:45.612	18 -	2:42.635	33 -	1:40.496	48 -	1:26.238	63 -	1:25.019	78 -	1:22.031	93 -	1:21.552
4 -	1:45.316	19 -	2:12.145	34 -	1:40.680	49 -	1:25.678	64 -	1:24.650	79 -	1:22.281		
5 -	1:45.220	20 -	1:57.171	35 -	1:42.814	50 -	1:23.163	65 -	1:22.511	80 -	1:19.204		
6 -	1:45.331	21 -	1:46.940	36 -	1:39.280	51 -	1:22.472	66 -	1:21.955	81 -	1:19.506		
7 -	1:48.142	22 -	1:51.444P	37 -	1:37.833	52 -	1:22.591	67 -	1:22.449	82 -	<b>1:18.715</b>		
8 -	1:46.764	23 -	5:25.393	38 -	1:35.444	53 -	1:22.439	68 -	1:22.185	83 -	1:19.624		
9 -	1:44.984	24 -	1:47.700	39 -	1:34.253	54 -	1:20.468	69 -	1:22.853	84 -	1:19.711		
10 -	1:44.175	25 -	1:44.003	40 -	1:33.426	55 -	1:20.736	70 -	1:21.179	85 -	1:19.549		
11 -	1:46.530	26 -	1:44.432	41 -	1:35.474	56 -	1:20.843	71 -	1:21.673	86 -	1:19.620		
12 -	1:44.282	27 -	1:42.868	42 -	1:36.097	57 -	1:21.381	72 -	1:21.983	87 -	1:19.731		
13 -	1:46.209	28 -	1:42.815	43 -	1:31.502	58 -	1:20.896	73 -	1:22.215	88 -	1:19.159		
14 -	1:44.090	29 -	1:42.101	44 -	1:29.799	59 -	1:25.227P	74 -	1:21.344	89 -	1:22.185		
15 -	1:46.760	30 -	1:42.327	45 -	1:30.283	60 -	4:49.454	75 -	1:23.391	90 -	1:19.740		

<b>42</b>		Colman/Colman		Chevron B8									
1 -	1:53.675	16 -	1:40.707	31 -	1:45.358	46 -	1:32.670	61 -	1:20.179	76 -	1:20.019	91 -	1:20.825
2 -	1:43.880	17 -	1:41.413	32 -	1:42.441	47 -	1:30.169	62 -	1:18.451	77 -	1:21.893	92 -	1:22.771
3 -	1:43.775	18 -	1:42.885	33 -	1:45.427	48 -	1:29.826	63 -	1:19.384	78 -	1:18.994	93 -	1:21.243
4 -	1:42.557	19 -	2:11.140	34 -	1:41.406	49 -	1:29.547	64 -	1:18.219	79 -	1:18.846	94 -	1:53.144
5 -	1:45.624	20 -	2:11.091	35 -	1:39.882	50 -	1:32.494	65 -	1:19.942	80 -	1:19.669	95 -	1:27.480
6 -	1:41.502	21 -	1:56.332	36 -	1:39.602	51 -	1:25.974	66 -	1:18.240	81 -	1:19.192		
7 -	1:42.361	22 -	1:47.063	37 -	1:42.309	52 -	1:27.508	67 -	1:20.115	82 -	1:19.948		
8 -	1:42.117	23 -	1:46.946	38 -	1:40.201	53 -	1:26.188	68 -	1:18.600	83 -	1:19.475		
9 -	1:41.342	24 -	1:41.725	39 -	1:36.830	54 -	1:24.089	69 -	1:18.040	84 -	1:18.965		
10 -	1:39.904	25 -	1:40.148	40 -	1:35.922	55 -	1:25.946	70 -	1:17.300	85 -	1:20.228		
11 -	1:39.570	26 -	1:41.351	41 -	1:37.320	56 -	1:23.044	71 -	1:18.996	86 -	1:19.796		
12 -	1:42.515	27 -	1:41.852	42 -	1:39.085	57 -	1:22.221	72 -	1:18.962	87 -	1:20.476		
13 -	1:44.145	28 -	1:42.681	43 -	1:39.459	58 -	1:26.613P	73 -	1:18.319	88 -	1:20.394		
14 -	1:42.400	29 -	1:45.733P	44 -	1:33.619	59 -	3:03.610	74 -	<b>1:17.052</b>	89 -	1:20.683		
15 -	1:41.003	30 -	5:15.985	45 -	1:30.733	60 -	1:22.257	75 -	1:17.730	90 -	1:20.655		

<b>45</b>		Minshaw/Hammond/Greensall		Chevron B8									
1 -	2:07.576	16 -	1:38.351	31 -	1:41.723	46 -	1:36.091	61 -	1:18.944	76 -	1:16.934	91 -	1:14.854
2 -	1:42.591	17 -	1:39.475	32 -	1:40.729	47 -	1:28.206	62 -	1:16.263	77 -	1:14.785	92 -	1:16.537
3 -	1:41.477	18 -	1:42.431	33 -	1:40.465	48 -	1:27.296	63 -	1:17.024	78 -	1:14.685	93 -	1:15.232
4 -	1:40.013	19 -	2:23.809P	34 -	1:41.361	49 -	1:27.486	64 -	1:16.037	79 -	1:16.764	94 -	1:15.932
5 -	1:41.897	20 -	3:08.750	35 -	1:42.254	50 -	1:26.162	65 -	1:15.504	80 -	1:15.106	95 -	1:17.208
6 -	1:39.527	21 -	1:49.247	36 -	1:39.636	51 -	1:28.401	66 -	1:15.240	81 -	1:16.421	96 -	1:29.737
7 -	1:38.910	22 -	1:48.446	37 -	1:38.740	52 -	1:31.589P	67 -	1:15.973	82 -	1:15.134	97 -	1:18.038
8 -	1:38.351	23 -	1:46.528	38 -	1:39.943	53 -	6:33.566	68 -	1:14.874	83 -	1:14.764		
9 -	1:39.276	24 -	1:45.023	39 -	1:38.467	54 -	1:17.711	69 -	1:15.306	84 -	1:14.937		
10 -	1:40.107	25 -	1:44.473	40 -	1:38.032	55 -	1:18.483	70 -	1:15.198	85 -	1:14.892		
11 -	1:41.645	26 -	1:44.508	41 -	1:35.638	56 -	1:17.567	71 -	1:15.327	86 -	1:16.727		
12 -	1:41.369	27 -	1:44.113	42 -	1:34.563	57 -	1:15.993	72 -	1:14.927	87 -	1:16.996		
13 -	1:41.457	28 -	1:43.178	43 -	1:33.474	58 -	1:16.298	73 -	1:15.364	88 -	1:16.069		
14 -	1:40.454	29 -	1:42.975	44 -	1:32.442	59 -	1:15.834	74 -	1:15.526	89 -	1:15.079		
15 -	1:45.567	30 -	1:41.690	45 -	1:30.837	60 -	1:18.474	75 -	1:15.467	90 -	<b>1:14.656</b>		

Weather/Track: Showers/Damp

www.mstworld.com

Page 6 of 10

Donington Park  
Circuit Length = 1.9790 miles.  
Start: 17:21 End: 19:52

Printed - 19:55 Saturday, 02 May 2015

# 1000km for 1964-1971 World Sportscar Championship Cars

## RACE 5 - LAP ANALYSIS - Donington Park - 2/3/4 May 2015

(contd.)

<b>45</b>	Minshaw/Hammond/Greensall								Chevron B8								
1 - 2:07.576	16 - 1:38.351	31 - 1:41.723	46 - 1:36.091	61 - 1:18.944	76 - 1:16.934	91 - 1:14.854											
2 - 1:42.591	17 - 1:39.475	32 - 1:40.729	47 - 1:28.206	62 - 1:16.263	77 - 1:14.785	92 - 1:16.537											
3 - 1:41.477	18 - 1:42.431	33 - 1:40.465	48 - 1:27.296	63 - 1:17.024	78 - 1:14.685	93 - 1:15.232											
4 - 1:40.013	19 - 2:23.809P	34 - 1:41.361	49 - 1:27.486	64 - 1:16.037	79 - 1:16.764	94 - 1:15.932											
5 - 1:41.897	20 - 3:08.750	35 - 1:42.254	50 - 1:26.162	65 - 1:15.504	80 - 1:15.106	95 - 1:17.208											
6 - 1:39.527	21 - 1:49.247	36 - 1:39.636	51 - 1:28.401	66 - 1:15.240	81 - 1:16.421	96 - 1:29.737											
7 - 1:38.910	22 - 1:48.446	37 - 1:38.740	52 - 1:31.589P	67 - 1:15.973	82 - 1:15.134	97 - 1:18.038											
8 - 1:38.351	23 - 1:46.528	38 - 1:39.943	53 - 6:33.566	68 - 1:14.874	83 - 1:14.764												
9 - 1:39.276	24 - 1:45.023	39 - 1:38.467	54 - 1:17.711	69 - 1:15.306	84 - 1:14.937												
10 - 1:40.107	25 - 1:44.473	40 - 1:38.032	55 - 1:18.483	70 - 1:15.198	85 - 1:14.892												
11 - 1:41.645	26 - 1:44.508	41 - 1:35.638	56 - 1:17.567	71 - 1:15.327	86 - 1:16.727												
12 - 1:41.369	27 - 1:44.113	42 - 1:34.563	57 - 1:15.993	72 - 1:14.927	87 - 1:16.996												
13 - 1:41.457	28 - 1:43.178	43 - 1:33.474	58 - 1:16.298	73 - 1:15.364	88 - 1:16.069												
14 - 1:40.454	29 - 1:42.975	44 - 1:32.442	59 - 1:15.834	74 - 1:15.526	89 - 1:15.079												
15 - 1:45.567	30 - 1:41.690	45 - 1:30.837	60 - 1:18.474	75 - 1:15.467	90 - <b>1:14.656</b>												

<b>49</b>	Schryver/Littlejohn								Chevron B6								
1 - 1:44.466	16 - 1:36.038	31 - 1:36.612	46 - 1:25.871	61 - 1:17.221	76 - 1:17.070	91 - 1:16.293											
2 - 1:40.150	17 - 1:36.701	32 - 1:34.476	47 - 1:25.209	62 - 1:17.197	77 - 1:16.935	92 - 1:15.642											
3 - 1:39.181	18 - 1:36.568	33 - 1:33.686	48 - 1:25.362	63 - 1:15.980	78 - 1:15.221	93 - 1:16.276											
4 - 1:40.112	19 - 1:40.919P	34 - 1:32.010	49 - 1:24.690	64 - 1:16.554	79 - 1:15.553	94 - 1:15.071											
5 - 1:39.770	20 - 2:37.388	35 - 1:33.408	50 - 1:22.345	65 - 1:15.809	80 - 1:14.947	95 - 1:15.128											
6 - 1:37.165	21 - 1:43.793	36 - 1:34.232	51 - 1:24.983	66 - 1:15.996	81 - 1:15.521	96 - 1:15.283											
7 - 1:36.788	22 - 2:16.359	37 - 1:33.153	52 - 1:28.336P	67 - 1:16.710	82 - 1:15.637	97 - 1:15.159											
8 - 1:39.115	23 - 1:54.404	38 - 1:31.824	53 - 4:43.498	68 - 1:17.249	83 - 1:15.001	98 - 1:15.227											
9 - 1:36.854	24 - 1:38.181	39 - 1:31.547	54 - 1:19.562	69 - 1:15.426	84 - 1:16.807	99 - 1:15.687											
10 - 1:38.199	25 - 1:36.624	40 - 1:33.095	55 - 1:18.337	70 - 1:15.839	85 - 1:15.637	100 - 1:16.053											
11 - 1:37.183	26 - 1:36.723	41 - 1:37.222	56 - 1:17.057	71 - 1:16.339	86 - 1:15.011	101 - 1:29.206											
12 - 1:36.550	27 - 1:37.787	42 - 1:31.356	57 - 1:17.582	72 - 1:16.162	87 - 1:15.408	102 - 1:18.226											
13 - 1:36.585	28 - 1:39.110	43 - 1:29.518	58 - 1:17.661	73 - 1:15.643	88 - 1:15.257												
14 - 1:37.108	29 - 1:36.039	44 - 1:27.722	59 - 1:16.447	74 - 1:15.076	89 - 1:14.954												
15 - 1:36.196	30 - 1:36.446	45 - 1:28.322	60 - 1:17.534	75 - <b>1:14.804</b>	90 - 1:14.938												

<b>56</b>	Reid/Fisken								McLaren M1C								
1 - 2:09.075	11 - 1:34.930	21 - 2:09.183	31 - 1:34.637	41 - 1:29.704	51 - 1:20.642	61 - 1:11.516											
2 - 1:52.131	12 - 1:34.405	22 - 2:18.724P	32 - 1:34.970	42 - 1:25.993	52 - 1:18.509	62 - 1:12.233											
3 - 1:38.622	13 - 1:33.582	23 - 5:20.382	33 - 1:33.016	43 - 1:26.061	53 - 1:18.798	63 - 1:12.994											
4 - 1:38.813	14 - 1:37.123	24 - 1:40.871	34 - 1:32.839	44 - 1:24.653	54 - 1:16.410	64 - 1:11.735											
5 - 1:36.052	15 - 1:34.642	25 - 2:03.070	35 - 1:33.028	45 - 1:22.793	55 - 1:22.526P	65 - <b>1:10.943</b>											
6 - 1:36.586	16 - 1:33.928	26 - 1:38.523	36 - 1:32.926	46 - 1:23.109	56 - 5:08.616	66 - 1:14.556											
7 - 1:35.582	17 - 1:33.316	27 - 1:35.738	37 - 1:31.561	47 - 1:38.771	57 - 1:13.504	67 - 1:13.338											
8 - 1:34.899	18 - 1:33.508	28 - 1:35.480	38 - 4:15.607	48 - 1:24.847	58 - 1:14.861	68 - 1:33.215P											
9 - 1:33.947	19 - 1:36.556	29 - 1:35.895	39 - 1:34.470	49 - 1:20.357	59 - 1:15.662												
10 - 1:34.395	20 - 2:06.275	30 - 1:35.202	40 - 1:31.435	50 - 1:19.461	60 - 1:12.281												

Weather/Track: Showers/Damp

www.mstworld.com

Page 7 of 10

Donington Park  
Circuit Length = 1.9790 miles.  
Start: 17:21 End: 19:52

Printed - 19:55 Saturday, 02 May 2015

# 1000km for 1964-1971 World Sportscar Championship Cars

## RACE 5 - LAP ANALYSIS - Donington Park - 2/3/4 May 2015

(contd.)

60	Peeters/Zurstrassen						Chevron B8					
1 - 2:05.506	16 - 1:57.208	31 - 1:41.058	46 - 1:33.067	61 - 1:27.116	76 - 1:23.886							
2 - 1:53.182	17 - 1:46.680	32 - 1:38.438	47 - 1:30.720	62 - 1:27.025	77 - 1:24.327							
3 - 1:55.102P	18 - 1:46.585	33 - 1:38.855	48 - 1:29.314	63 - 1:26.442	78 - 1:23.574							
4 - 3:14.224P	19 - 1:43.453	34 - 1:40.587	49 - 1:28.341	64 - 1:33.292	79 - 1:24.460							
5 - 7:38.519	20 - 1:43.780	35 - 1:39.118	50 - 1:28.381	65 - 1:27.551	80 - 1:24.487							
6 - 1:47.298	21 - 1:44.015	36 - 1:37.920	51 - 1:29.453	66 - 1:26.713	81 - 1:24.219							
7 - 1:47.056	22 - 1:44.512	37 - 1:40.926P	52 - 1:28.746	67 - 1:26.335	82 - <b>1:23.107</b>							
8 - 1:46.275	23 - 1:45.324	38 - 6:05.643	53 - 1:27.099	68 - 1:25.727	83 - 1:24.198							
9 - 1:46.577	24 - 1:42.909	39 - 1:37.770	54 - 1:26.693	69 - 1:25.204	84 - 1:25.359							
10 - 1:48.446	25 - 1:42.391	40 - 1:35.796	55 - 1:27.635	70 - 1:27.067	85 - 1:25.023							
11 - 1:44.848	26 - 1:41.452	41 - 1:32.502	56 - 1:26.254	71 - 1:30.624	86 - 1:26.977							
12 - 1:47.240	27 - 1:42.464	42 - 1:33.841	57 - 1:27.630	72 - 1:25.507	87 - 1:25.952							
13 - 1:47.335	28 - 1:41.966	43 - 1:33.741	58 - 1:27.645	73 - 1:25.624	88 - 1:26.278							
14 - 2:04.849	29 - 1:42.607	44 - 1:31.904	59 - 1:25.746	74 - 1:25.923								
15 - 2:10.396	30 - 1:51.822	45 - 1:30.591	60 - 1:25.992	75 - 1:25.388								

70	Kremer/Kremer						Elva Mk8					
1 - 1:46.863	16 - 1:38.505	31 - 1:38.107	46 - 1:24.159	61 - 1:28.249	76 - 1:17.218	91 - 1:16.759						
2 - 1:40.764	17 - 1:44.403	32 - 1:41.833	47 - 1:23.222	62 - 1:20.364	77 - 1:16.514	92 - 1:16.430						
3 - 1:40.515	18 - 1:39.981	33 - 1:35.089	48 - 1:23.102	63 - 1:19.075	78 - 1:16.458	93 - 1:16.440						
4 - 1:44.007	19 - 2:45.749P	34 - 1:34.793	49 - 1:21.418	64 - 1:22.201	79 - <b>1:16.069</b>	94 - 1:17.287						
5 - 1:40.911	20 - 4:44.590	35 - 1:36.032	50 - 1:21.496	65 - 1:20.924	80 - 1:16.880	95 - 1:16.716						
6 - 1:42.494	21 - 2:02.259	36 - 1:35.650	51 - 1:19.820	66 - 1:17.884	81 - 1:16.264	96 - 1:17.167						
7 - 1:38.749	22 - 2:02.903	37 - 1:33.902	52 - 1:21.924	67 - 1:17.782	82 - 1:37.309	97 - 1:28.626						
8 - 1:38.984	23 - 2:00.931	38 - 1:32.696	53 - 1:22.510	68 - 1:18.176	83 - 1:17.082	98 - 1:19.145						
9 - 1:39.172	24 - 2:02.515	39 - 1:31.460	54 - 1:19.968	69 - 1:17.162	84 - 1:18.006							
10 - 1:39.569	25 - 2:09.411P	40 - 1:31.047	55 - 1:20.221	70 - 1:17.354	85 - 1:18.524							
11 - 1:40.004	26 - 2:57.376	41 - 1:27.820	56 - 1:19.237	71 - 1:17.026	86 - 1:16.818							
12 - 1:39.513	27 - 1:35.780	42 - 1:29.707	57 - 1:19.528	72 - 1:16.456	87 - 1:17.226							
13 - 1:40.171	28 - 2:11.466	43 - 1:27.292	58 - 1:17.917	73 - 1:16.815	88 - 1:16.707							
14 - 1:41.895	29 - 1:39.100	44 - 1:26.976	59 - 1:20.121	74 - 1:16.789	89 - 1:17.774							
15 - 1:38.357	30 - 1:37.156	45 - 1:23.212	60 - 1:17.416	75 - 1:16.789	90 - 1:16.567							

73	Newall/Warbuton						Chevron B8					
1 - 1:43.430	16 - 1:35.492	31 - 1:32.589	46 - 1:23.726	61 - 1:23.605	76 - 1:16.508	91 - 1:15.707						
2 - 1:40.257	17 - 1:36.260	32 - 1:32.426	47 - 5:40.582	62 - 1:22.366	77 - 1:16.041	92 - 1:15.483						
3 - 1:38.313	18 - 1:37.183	33 - 1:32.579	48 - 1:22.639	63 - 1:23.653	78 - 1:15.665	93 - <b>1:14.853</b>						
4 - 1:38.840	19 - 1:38.339	34 - 1:32.142	49 - 1:21.412	64 - 1:23.935	79 - 1:15.432	94 - 1:17.109						
5 - 1:38.788	20 - 2:02.022	35 - 1:32.214	50 - 1:23.129	65 - 1:21.628	80 - 1:16.062	95 - 1:18.020						
6 - 1:37.893	21 - 2:09.308	36 - 1:30.904	51 - 1:19.859	66 - 1:23.836	81 - 1:15.754	96 - 1:16.211						
7 - 1:38.332	22 - 2:17.212	37 - 1:34.413	52 - 1:18.707	67 - 1:23.629	82 - 1:15.965	97 - 1:15.925						
8 - 1:37.294	23 - 1:53.515	38 - 1:30.596	53 - 1:25.964P	68 - 1:22.035	83 - 1:17.329							
9 - 1:36.796	24 - 1:35.167	39 - 1:34.177	54 - 2:55.314	69 - 1:21.385	84 - 1:16.819							
10 - 1:37.606	25 - 1:36.330	40 - 1:29.766	55 - 1:27.120	70 - 1:21.742	85 - 1:16.244							
11 - 1:37.343	26 - 1:35.745	41 - 1:32.204	56 - 1:25.085	71 - 1:21.805	86 - 1:18.914							
12 - 1:37.564	27 - 1:36.994	42 - 1:30.700	57 - 1:25.300	72 - 1:21.350	87 - 1:16.006							
13 - 1:43.138	28 - 1:34.669	43 - 1:28.591	58 - 1:28.004	73 - 1:29.913P	88 - 1:15.416							
14 - 1:36.409	29 - 1:32.892	44 - 1:27.097	59 - 1:23.992	74 - 4:37.666	89 - 1:15.243							
15 - 1:38.547	30 - 1:34.306	45 - 1:25.738	60 - 1:22.616	75 - 1:16.041	90 - 1:15.554							

Weather/Track: Showers/Damp

www.mstworld.com

Page 8 of 10

Donington Park  
Circuit Length = 1.9790 miles.  
Start: 17:21 End: 19:52

Printed - 19:55 Saturday, 02 May 2015

# 1000km for 1964-1971 World Sportscar Championship Cars

## RACE 5 - LAP ANALYSIS - Donington Park - 2/3/4 May 2015

(contd.)

<b>73</b>	<b>Newall/Warbuton</b>				<b>Chevron B8</b>			
1 - 1:43.430	16 - 1:35.492	31 - 1:32.589	46 - 1:23.726	61 - 1:23.605	76 - 1:16.508	91 - 1:15.707		
2 - 1:40.257	17 - 1:36.260	32 - 1:32.426	47 - 5:40.582	62 - 1:22.366	77 - 1:16.041	92 - 1:15.483		
3 - 1:38.313	18 - 1:37.183	33 - 1:32.579	48 - 1:22.639	63 - 1:23.653	78 - 1:15.665	93 - <b>1:14.853</b>		
4 - 1:38.840	19 - 1:38.339	34 - 1:32.142	49 - 1:21.412	64 - 1:23.935	79 - 1:15.432	94 - 1:17.109		
5 - 1:38.788	20 - 2:02.022	35 - 1:32.214	50 - 1:23.129	65 - 1:21.628	80 - 1:16.062	95 - 1:18.020		
6 - 1:37.893	21 - 2:09.308	36 - 1:30.904	51 - 1:19.859	66 - 1:23.836	81 - 1:15.754	96 - 1:16.211		
7 - 1:38.332	22 - 2:17.212	37 - 1:34.413	52 - 1:18.707	67 - 1:23.629	82 - 1:15.965	97 - 1:15.925		
8 - 1:37.294	23 - 1:53.515	38 - 1:30.596	53 - 1:25.964P	68 - 1:22.035	83 - 1:17.329			
9 - 1:36.796	24 - 1:35.167	39 - 1:34.177	54 - 2:55.314	69 - 1:21.385	84 - 1:16.819			
10 - 1:37.606	25 - 1:36.330	40 - 1:29.766	55 - 1:27.120	70 - 1:21.742	85 - 1:16.244			
11 - 1:37.343	26 - 1:35.745	41 - 1:32.204	56 - 1:25.085	71 - 1:21.805	86 - 1:18.914			
12 - 1:37.564	27 - 1:36.994	42 - 1:30.700	57 - 1:25.300	72 - 1:21.350	87 - 1:16.006			
13 - 1:43.138	28 - 1:34.669	43 - 1:28.591	58 - 1:28.004	73 - 1:29.913P	88 - 1:15.416			
14 - 1:36.409	29 - 1:32.892	44 - 1:27.097	59 - 1:23.992	74 - 4:37.666	89 - 1:15.243			
15 - 1:38.547	30 - 1:34.306	45 - 1:25.738	60 - 1:22.616	75 - 1:16.041	90 - 1:15.554			

<b>79</b>	<b>Lambilliotte/Dupont</b>				<b>Chevron B8</b>			
1 - 2:04.366	16 - 1:46.278	31 - 1:56.434	46 - 1:45.362	61 - 1:26.783	76 - <b>1:24.643</b>			
2 - 1:52.301	17 - 1:46.230	32 - 1:56.500	47 - 1:44.032	62 - 1:26.598	77 - 2:02.008			
3 - 1:48.882	18 - 2:05.554	33 - 1:57.580	48 - 1:44.264	63 - 1:28.689	78 - 1:27.517			
4 - 1:47.285	19 - 2:11.116	34 - 1:58.944	49 - 1:44.655	64 - 1:26.051	79 - 1:28.823			
5 - 1:46.373	20 - 1:57.078	35 - 1:58.423	50 - 1:46.320	65 - 1:28.317	80 - 1:28.592			
6 - 1:46.969	21 - 1:46.909	36 - 1:54.245	51 - 1:50.545	66 - 1:28.275	81 - 1:27.011			
7 - 1:51.263	22 - 1:46.928	37 - 1:52.147	52 - 1:40.326	67 - 1:26.712	82 - 1:26.988			
8 - 1:50.224	23 - 1:44.387	38 - 1:54.833	53 - 1:41.534	68 - 1:25.847	83 - 1:28.075			
9 - 1:48.985	24 - 1:46.855	39 - 1:53.979	54 - 1:44.544	69 - 1:27.507				
10 - 1:48.388	25 - 1:44.213	40 - 1:54.535	55 - 1:51.262P	70 - 1:25.364				
11 - 1:49.774	26 - 1:44.475	41 - 1:53.411	56 - 2:51.202	71 - 1:26.349				
12 - 1:48.719	27 - 1:42.024	42 - 1:50.018	57 - 1:30.265	72 - 1:24.759				
13 - 1:49.343	28 - 1:47.908P	43 - 1:50.524	58 - 1:31.837	73 - 1:25.894				
14 - 1:46.926	29 - 5:30.176	44 - 1:46.523	59 - 1:29.612	74 - 1:25.627				
15 - 1:46.103	30 - 2:02.259	45 - 1:49.745	60 - 1:30.403	75 - 1:25.844				

<b>83</b>	<b>Galliers-Pratt/Blakeney-Edwards</b>				<b>Lola T70 Mk2</b>			
1 - 2:07.471	16 - 1:59.789P	31 - 1:48.346	46 - 1:24.239	61 - X:00.000P				
2 - 1:53.489	17 - 2:34.801	32 - 1:47.291	47 - 1:23.886	62 - 2:04.497				
3 - 1:53.550	18 - 2:08.320	33 - 1:48.801	48 - 1:22.559	63 - 1:31.832				
4 - 1:53.490	19 - 2:15.932	34 - 1:43.900	49 - 1:21.527	64 - 1:29.262				
5 - 1:51.866	20 - 1:57.040	35 - 1:45.121	50 - 1:20.977	65 - 1:28.051				
6 - 1:52.099	21 - 1:49.627	36 - 1:51.085	51 - 1:21.499	66 - 1:28.456				
7 - 1:50.527	22 - 1:50.691	37 - 1:52.855P	52 - 1:19.020	67 - 1:30.749				
8 - 1:50.003	23 - 1:48.835	38 - 6:05.203	53 - 1:20.165	68 - 1:26.000				
9 - 1:50.211	24 - 1:51.718	39 - 1:32.189	54 - 1:21.037	69 - 1:25.545				
10 - 1:51.939	25 - 1:49.887	40 - 1:30.358	55 - 1:20.820	70 - 1:25.233				
11 - 1:50.730	26 - 1:48.331	41 - 1:28.254	56 - 1:18.652	71 - 1:24.349				
12 - 2:10.261	27 - 1:50.104	42 - 1:29.511	57 - 1:19.161	72 - 1:25.175				
13 - 1:57.026	28 - 1:49.906	43 - 1:29.743	58 - 1:21.141	73 - 1:24.760				
14 - 1:55.196	29 - 1:48.246	44 - 1:29.311	59 - <b>1:18.196</b>	74 - 1:27.655				
15 - 1:53.046	30 - 1:46.523	45 - 1:25.933	60 - 1:37.623P					

Weather/Track: Showers/Damp

www.mstworld.com

Page 9 of 10

Donington Park  
Circuit Length = 1.9790 miles.  
Start: 17:21 End: 19:52

Printed - 19:55 Saturday, 02 May 2015

**1000km for 1964-1971 World Sportscar Championship Cars**  
**RACE 5 - LAP ANALYSIS - Donington Park - 2/3/4 May 2015**  
 (contd.)

<b>83</b>	<b>Galliers-Pratt/Blakeney-Edwards</b>				<b>Lola T70 Mk2</b>			
1 - 2:07.471	16 - 1:59.789P	31 - 1:48.346	46 - 1:24.239	61 - X:00.000P				
2 - 1:53.489	17 - 2:34.801	32 - 1:47.291	47 - 1:23.886	62 - 2:04.497				
3 - 1:53.550	18 - 2:08.320	33 - 1:48.801	48 - 1:22.559	63 - 1:31.832				
4 - 1:53.490	19 - 2:15.932	34 - 1:43.900	49 - 1:21.527	64 - 1:29.262				
5 - 1:51.866	20 - 1:57.040	35 - 1:45.121	50 - 1:20.977	65 - 1:28.051				
6 - 1:52.099	21 - 1:49.627	36 - 1:51.085	51 - 1:21.499	66 - 1:28.456				
7 - 1:50.527	22 - 1:50.691	37 - 1:52.855P	52 - 1:19.020	67 - 1:30.749				
8 - 1:50.003	23 - 1:48.835	38 - 6:05.203	53 - 1:20.165	68 - 1:26.000				
9 - 1:50.211	24 - 1:51.718	39 - 1:32.189	54 - 1:21.037	69 - 1:25.545				
10 - 1:51.939	25 - 1:49.887	40 - 1:30.358	55 - 1:20.820	70 - 1:25.233				
11 - 1:50.730	26 - 1:48.331	41 - 1:28.254	56 - 1:18.652	71 - 1:24.349				
12 - 2:10.261	27 - 1:50.104	42 - 1:29.511	57 - 1:19.161	72 - 1:25.175				
13 - 1:57.026	28 - 1:49.906	43 - 1:29.743	58 - 1:21.141	73 - 1:24.760				
14 - 1:55.196	29 - 1:48.246	44 - 1:29.311	59 - <b>1:18.196</b>	74 - 1:27.655				
15 - 1:53.046	30 - 1:46.523	45 - 1:25.933	60 - 1:37.623P					

Weather/Track: Showers/Damp

**1000km for 1964-1971 World Sportscar Championship Cars**  
**RACE 5 - LAP CHART - Donington Park - 2/3/4 May 2015**

Lap 1			Lap 2			Lap 3			Lap 4			Lap 5		
No	Behind	Laptime	No	Behind	Laptime	No	Behind	Laptime	No	Behind	Laptime	No	Behind	Laptime
9		1:38.210	9		1:36.575	9		1:34.704	9		1:34.870	9		1:33.785
1	3.308	1:41.518	1	2.164	1:35.431	1	3.147	1:35.687	1	3.886	1:35.609	1	6.295	1:36.194
4	3.445	1:41.655	4	4.246	1:37.376	4	5.853	1:36.311	4	7.353	1:36.370	4	9.426	1:35.858
73	5.220	1:43.430	73	8.902	1:40.257	73	12.511	1:38.313	73	16.481	1:38.840	73	21.484	1:38.788
24	5.823	1:44.033	49	9.831	1:40.150	49	14.308	1:39.181	49	19.550	1:40.112	14	23.690	1:34.772
49	6.256	1:44.466	24	10.677	1:41.429	24	15.459	1:39.486	24	20.849	1:40.260	49	25.535	1:39.770
70	8.653	1:46.863	70	12.842	1:40.764	70	18.653	1:40.515	14	22.703	1:36.986	24	26.593	1:39.529
17	10.342	1:48.552	17	15.705	1:41.938	14	20.587	1:37.716	70	27.790	1:44.007	70	34.916	1:40.911
12	13.087	1:51.297	14	17.575	1:38.388	17	24.959	1:43.958	15	1 LAP	2:13.233	17	43.851	1:44.207
31	14.656	1:52.866	12	19.000	1:42.488	12	26.798	1:42.502	17	33.429	1:43.340	12	45.239	1:44.882
20	14.782	1:52.992	42	22.770	1:43.880	42	31.841	1:43.775	12	34.142	1:42.214	42	51.367	1:45.624
42	15.465	1:53.675	31	24.049	1:45.968	31	37.265	1:47.920	42	39.528	1:42.557	45	55.410	1:41.897
14	15.762	1:53.972	27	33.892	1:48.318	45	42.155	1:41.477	31	46.243	1:43.848	56	56.549	1:36.052
27	22.149	2:00.359	45	35.382	1:42.591	27	46.251	1:47.063	45	47.298	1:40.013	31	58.271	1:45.813
79	26.156	2:04.366	37	36.834	1:46.600	37	47.742	1:45.612	56	54.282	1:38.813	15	1 LAP	1:59.068
37	26.809	2:05.019	79	41.882	1:52.301	56	50.339	1:38.622	27	56.783	1:45.402	60	1 LAP	3:14.224P
60	27.296	2:05.506	60	43.903	1:53.182	79	56.060	1:48.882	37	58.188	1:45.316	37	1:09.623	1:45.220
83	29.261	2:07.471	83	46.175	1:53.489	60	1:04.301	1:55.102P	79	1:08.475	1:47.285	27	1:10.609	1:47.611
45	29.366	2:07.576	56	46.421	1:52.131	83	1:05.021	1:53.550	83	1:23.641	1:53.490	79	1:21.063	1:46.373
56	30.865	2:09.075	15	1:29.765	1:51.051									
15	1:15.289	2:53.499												

Weather/Track: Showers/Damp



# 1000km for 1964-1971 World Sportscar Championship Cars

## RACE 5 - LAP CHART - Donington Park - 2/3/4 May 2015

(contd.)

Lap 6			Lap 7			Lap 8			Lap 9			Lap 10		
No	Behind	Laptime	No	Behind	Laptime	No	Behind	Laptime	No	Behind	Laptime	No	Behind	Laptime
9		1:34.290	9		1:34.231	9		1:36.039	9		1:35.032	9		1:33.971
83	1 LAP	1:51.866	1	7.243	1:33.845	15	2 LAPS	1:54.747	27	1 LAP	1:43.645	1	9.470	1:36.987
1	7.629	1:35.624	4	10.416	1:34.863	1	6.228	1:35.024	1	6.454	1:35.258	27	1 LAP	1:43.758
4	9.784	1:34.648	14	23.312	1:33.688	4	8.429	1:34.052	4	7.392	1:33.995	4	15.218	1:41.797
14	23.855	1:34.455	83	1 LAP	1:52.099	79	1 LAP	1:51.263	37	1 LAP	1:46.764	14	18.218	1:33.420
73	25.087	1:37.893	73	29.188	1:38.332	14	20.168	1:32.895	15	2 LAPS	1:50.718	37	1 LAP	1:44.984
49	28.410	1:37.165	49	30.967	1:36.788	73	30.443	1:37.294	14	18.769	1:33.633	15	2 LAPS	1:48.282
24	31.502	1:39.199	24	38.301	1:41.030	49	34.043	1:39.115	79	1 LAP	1:50.224	73	35.842	1:37.606
70	43.120	1:42.494	70	47.638	1:38.749	83	1 LAP	1:50.527	73	32.207	1:36.796	49	40.093	1:38.199
12	53.983	1:43.034	56	1:00.196	1:35.582	24	40.142	1:37.880	49	35.865	1:36.854	79	1 LAP	1:48.985
17	55.623	1:46.062	12	1:01.718	1:41.966	70	50.583	1:38.984	24	44.068	1:38.958	24	51.469	1:41.372
20	4 LAPS	8:36.726P	17	1:05.255	1:43.863	56	59.056	1:34.899	70	54.723	1:39.172	60	5 LAPS	7:38.519
42	58.579	1:41.502	45	1:05.326	1:38.910	45	1:07.638	1:38.351	83	1 LAP	1:50.003	56	58.395	1:34.395
56	58.845	1:36.586	42	1:06.709	1:42.361	17	1:12.646	1:43.430	56	57.971	1:33.947	70	1:00.321	1:39.569
45	1:00.647	1:39.527	31	1:13.971	1:41.477	42	1:12.787	1:42.117	45	1:11.882	1:39.276	83	1 LAP	1:50.211
31	1:06.725	1:42.744	27	1:32.461	1:45.399	12	1:15.888	1:50.209	42	1:19.097	1:41.342	45	1:18.018	1:40.107
15	1 LAP	1:51.406	37	1:34.575	1:48.142	31	1:19.558	1:41.626	17	1:20.529	1:42.915	42	1:25.030	1:39.904
37	1:20.664	1:45.331							31	1:26.625	1:42.099	17	1:29.496	1:42.938
27	1:21.293	1:44.974							12	1:29.066	1:48.210	31	1:33.504	1:40.850
79	1:33.742	1:46.969												

Weather/Track: Showers/Damp

www.mstworld.com

Page 2 of 22

Donington Park  
Circuit Length = 1.9790 miles.  
Start: 17:21 End: 19:52

Printed - 19:55 Saturday, 02 May 2015

# 1000km for 1964-1971 World Sportscar Championship Cars

## RACE 5 - LAP CHART - Donington Park - 2/3/4 May 2015

(contd.)

Lap 11			Lap 12			Lap 13			Lap 14			Lap 15		
No	Behind	Laptime	No	Behind	Laptime	No	Behind	Laptime	No	Behind	Laptime	No	Behind	Laptime
9		1:34.033	9		1:34.408	9		1:34.585	9		1:34.079	9		1:37.411
12	1 LAP	1:40.517	17	1 LAP	1:42.542	20	10 LAPS	10:08.673	45	1 LAP	1:41.457	79	2 LAPS	1:49.343
1	12.635	1:37.198	31	1 LAP	1:41.979	42	1 LAP	1:42.515	42	1 LAP	1:44.145	60	6 LAPS	1:46.577
4	14.191	1:33.006	12	1 LAP	1:40.437	83	2 LAPS	1:50.730	1	16.208	1:37.171	45	1 LAP	1:40.454
14	16.093	1:31.908	1	12.333	1:34.106	17	1 LAP	1:42.839	4	16.637	1:36.445	1	13.333	1:34.536
27	1 LAP	1:43.736	4	13.436	1:33.653	1	13.116	1:35.368	20	10 LAPS	1:50.114	4	14.924	1:35.698
37	1 LAP	1:44.175	14	13.664	1:31.979	14	13.175	1:34.096	17	1 LAP	1:45.104	42	1 LAP	1:42.400
73	39.152	1:37.343	27	1 LAP	1:42.846	4	14.271	1:35.420	12	1 LAP	1:43.117	20	10 LAPS	1:43.379
49	43.243	1:37.183	73	42.308	1:37.564	12	1 LAP	1:41.782	31	1 LAP	1:50.049	17	1 LAP	1:43.383
15	2 LAPS	1:49.506	37	1 LAP	1:46.530	31	1 LAP	1:43.347	83	2 LAPS	2:10.261	12	1 LAP	1:42.447
24	56.797	1:39.361	49	45.385	1:36.550	27	1 LAP	1:42.336	27	1 LAP	1:43.777	31	1 LAP	1:43.143
79	1 LAP	1:48.388	56	59.289	1:34.405	49	47.385	1:36.585	49	50.414	1:37.108	49	49.199	1:36.196
56	59.292	1:34.930	15	2 LAPS	1:48.059	73	50.861	1:43.138	73	53.191	1:36.409	73	54.327	1:38.547
70	1:06.292	1:40.004	24	1:02.486	1:40.097	37	1 LAP	1:44.282	56	1:01.330	1:37.123	27	1 LAP	1:44.605
60	5 LAPS	1:47.298	70	1:11.397	1:39.513	56	58.286	1:33.582	37	1 LAP	1:46.209	56	58.561	1:34.642
45	1:25.630	1:41.645	79	1 LAP	1:49.774	24	1:09.197	1:41.296	24	1:16.964	1:41.846	83	2 LAPS	1:57.026
83	1 LAP	1:51.939	60	5 LAPS	1:47.056	15	2 LAPS	1:48.157	70	1:24.799	1:41.895	37	1 LAP	1:44.090
42	1:30.567	1:39.570	45	1:32.591	1:41.369	70	1:16.983	1:40.171	15	2 LAPS	1:49.208	24	1:19.580	1:40.027
						79	1 LAP	1:48.719				70	1:25.745	1:38.357
						60	5 LAPS	1:46.275						

Weather/Track: Showers/Damp

www.mstworld.com

Page 3 of 22

Donington Park  
Circuit Length = 1.9790 miles.  
Start: 17:21 End: 19:52

Printed - 19:55 Saturday, 02 May 2015

# 1000km for 1964-1971 World Sportscar Championship Cars

## RACE 5 - LAP CHART - Donington Park - 2/3/4 May 2015

(contd.)

Lap 16			Lap 17			Lap 18			Lap 19			Lap 20		
No	Behind	Laptime	No	Behind	Laptime	No	Behind	Laptime	No	Behind	Laptime	No	Behind	Laptime
9		1:34.958	9		1:33.501	9		1:34.589	9		1:39.112P	56		2:06.275
15	3 LAPS	1:49.155	1	16.822	1:35.293	24	1 LAP	1:42.015	24	1 LAP	1:41.243	12	1 LAP	2:02.173
1	15.030	1:36.655	4	16.999	1:35.054	37	2 LAPS	1:46.444	70	1 LAP	1:39.981	73	1.479	2:02.022
4	15.446	1:35.480	15	3 LAPS	1:47.737	70	1 LAP	1:44.403	37	2 LAPS	1:44.663	1	1.961	2:41.260
79	2 LAPS	1:46.926	45	1 LAP	1:38.351	17	2 LAPS	1:50.645	4	18.796	1:40.772P	9	3.255	3:03.239
45	1 LAP	1:45.567	79	2 LAPS	1:46.103	83	3 LAPS	1:53.046	1	20.685	1:42.104P	83	3 LAPS	2:34.801
60	6 LAPS	1:48.446	60	6 LAPS	1:44.848	4	17.136	1:34.726	17	2 LAPS	2:00.083P	4	7.965	2:49.153
42	1 LAP	1:41.003	42	1 LAP	1:40.707	1	17.693	1:35.460	83	3 LAPS	1:59.789P	27	1 LAP	1:46.237
20	10 LAPS	1:41.164	20	10 LAPS	1:39.663	45	1 LAP	1:39.475	45	1 LAP	1:42.431	49	34.669	2:37.388
12	1 LAP	1:50.636	12	1 LAP	1:40.903	15	3 LAPS	1:47.246	15	3 LAPS	1:49.301	14	6 LAPS	13:00.899P
31	1 LAP	1:43.154	49	53.479	1:36.701	42	1 LAP	1:41.413	42	1 LAP	1:42.885	31	1 LAP	2:57.243
49	50.279	1:36.038	31	1 LAP	1:42.599	79	2 LAPS	1:46.278	79	2 LAPS	1:46.230	24	2:01.746	2:13.222
73	54.861	1:35.492	56	57.346	1:33.316	20	10 LAPS	1:40.291	20	10 LAPS	1:46.750	37	1 LAP	2:12.145
56	57.531	1:33.928	73	57.620	1:36.260	60	6 LAPS	1:47.240	60	6 LAPS	1:47.335	15	2 LAPS	2:11.121
27	1 LAP	1:43.462	27	1 LAP	1:42.189	49	55.458	1:36.568	56	53.709	1:36.556	42	2:05.239	2:11.091
37	1 LAP	1:46.760				56	56.265	1:33.508	49	57.265	1:40.919P	79	1 LAP	2:11.116
17	1 LAP	2:32.155				12	1 LAP	1:40.992	12	1 LAP	1:39.632	20	9 LAPS	2:10.455
83	2 LAPS	1:55.196				73	1:00.214	1:37.183	73	59.441	1:38.339	60	5 LAPS	2:10.396
24	1:27.105	1:42.483				31	1 LAP	1:42.125	31	1 LAP	1:48.272P			
70	1:29.292	1:38.505				27	1 LAP	1:43.094	27	1 LAP	1:47.165			
									24	2:48.508	2:45.347			
									37	1 LAP	2:42.635			
									70	2:52.223	2:45.749P			
									15	2 LAPS	2:11.540			
									42	2:54.132	2:11.140			
									45	2:55.900	2:23.809P			
									79	1 LAP	2:05.554			
									20	9 LAPS	2:05.943			
									60	5 LAPS	2:04.849			

Weather/Track: Showers/Damp

www.mstworld.com

Page 4 of 22

Donington Park  
Circuit Length = 1.9790 miles.  
Start: 17:21 End: 19:52

Printed - 19:55 Saturday, 02 May 2015

# 1000km for 1964-1971 World Sportscar Championship Cars

## RACE 5 - LAP CHART - Donington Park - 2/3/4 May 2015

(contd.)

Lap 21			Lap 22			Lap 23			Lap 24			Lap 25		
No	Behind	Laptime	No	Behind	Laptime	No	Behind	Laptime	No	Behind	Laptime	No	Behind	Laptime
56		2:09.183	56		2:18.724P	73		1:53.515	73		1:35.167	9		1:31.042
12	1 LAP	2:09.210	73	0.092	2:17.212	1	1.512	1:54.128	9	0.439	1:33.538	1	2.008	1:33.057
73	1.604	2:09.308	1	0.991	2:16.904	9	2.068	1:53.853	1	0.432	1:34.087	73	4.849	1:36.330
1	2.811	2:10.033	9	1.822	2:16.784	83	3 LAPS	1:57.040	4	8.925	1:36.750	4	12.414	1:34.970
9	3.762	2:09.690	12	1 LAP	2:21.214P	4	7.342	1:55.887	49	10.725	1:38.181	49	15.868	1:36.624
83	3 LAPS	2:08.320	83	3 LAPS	2:15.932	49	7.711	1:54.404	14	7 LAPS	1:35.236	14	7 LAPS	1:32.548
4	7.491	2:08.709	4	5.062	2:16.295	17	3 LAPS	2:01.298	83	3 LAPS	1:49.627	56	2 LAPS	5:20.382
27	1 LAP	1:59.807	49	6.914	2:16.359	70	2 LAPS	2:02.259	17	3 LAPS	1:42.402	17	3 LAPS	1:43.080
49	9.279	1:43.793	27	1 LAP	2:19.078P	31	1 LAP	2:01.304	31	1 LAP	1:43.242	31	1 LAP	1:42.641
17	3 LAPS	5:16.466	70	2 LAPS	4:44.590	14	7 LAPS	1:56.909	45	1 LAP	1:46.528	83	3 LAPS	1:50.691
31	1 LAP	1:42.170	17	3 LAPS	1:51.725	45	1 LAP	1:48.446	70	2 LAPS	2:02.903	45	1 LAP	1:45.023
45	1 LAP	3:08.750	31	1 LAP	1:47.504	12	1 LAP	2:39.387	12	1 LAP	1:49.045	70	2 LAPS	2:00.931
24	1:46.241	1:53.678	14	7 LAPS	4:03.120	24	1:03.998	1:43.367	24	1:08.523	1:39.692	24	1:14.984	1:37.942
37	1 LAP	1:57.171	45	1 LAP	1:49.247	27	1 LAP	2:57.725	42	1:20.624	1:41.725	12	1 LAP	1:45.843
15	2 LAPS	1:56.279	24	1:14.238	1:46.721	15	2 LAPS	1:47.192	27	1 LAP	1:43.815	42	1:29.291	1:40.148
42	1:52.388	1:56.332	37	1 LAP	1:46.940	42	1:14.066	1:46.946	20	9 LAPS	1:42.044	20	9 LAPS	1:39.294
79	1 LAP	1:57.078	15	2 LAPS	1:47.309	79	1 LAP	1:46.928	15	2 LAPS	1:45.601			
20	9 LAPS	1:56.595	42	1:20.727	1:47.063	37	1 LAP	1:51.444P	79	1 LAP	1:44.387			
60	5 LAPS	1:57.208	79	1 LAP	1:46.909	20	9 LAPS	1:46.319	60	5 LAPS	1:43.453			
			20	9 LAPS	1:47.479	60	5 LAPS	1:46.585						
			60	5 LAPS	1:46.680									

Weather/Track: Showers/Damp

www.mstworld.com

Page 5 of 22

Donington Park  
Circuit Length = 1.9790 miles.  
Start: 17:21 End: 19:52

Printed - 19:55 Saturday, 02 May 2015

# 1000km for 1964-1971 World Sportscar Championship Cars

## RACE 5 - LAP CHART - Donington Park - 2/3/4 May 2015

(contd.)

Lap 26			Lap 27			Lap 28			Lap 29			Lap 30		
No	Behind	Laptime	No	Behind	Laptime	No	Behind	Laptime	No	Behind	Laptime	No	Behind	Laptime
9		1:33.022	9		1:32.701	9		1:30.980	9		1:29.696	9		1:29.961
27	2 LAPS	1:43.417	12	2 LAPS	1:48.422	20	10 LAPS	1:37.896	24	1 LAP	1:37.884	45	2 LAPS	1:43.178
15	3 LAPS	1:44.694	20	10 LAPS	1:38.278	12	2 LAPS	1:45.361	83	4 LAPS	1:49.887	24	1 LAP	1:36.162
60	6 LAPS	1:43.780	42	1 LAP	1:41.351	73	15.554	1:34.669	20	10 LAPS	1:35.482	83	4 LAPS	1:48.331
73	7.572	1:35.745	70	3 LAPS	2:02.515	42	1 LAP	1:41.852	73	18.750	1:32.892	73	23.095	1:34.306
79	2 LAPS	1:46.855	73	11.865	1:36.994	4	19.597	1:33.639	4	22.579	1:32.678	14	7 LAPS	1:30.312
4	14.181	1:34.789	60	6 LAPS	1:44.015	14	7 LAPS	1:33.010	14	7 LAPS	1:31.720	20	10 LAPS	1:37.735
49	19.569	1:36.723	4	16.938	1:35.458	60	6 LAPS	1:44.512	12	2 LAPS	1:43.571	4	24.900	1:32.282
14	7 LAPS	1:32.689	15	3 LAPS	1:47.061	1	31.109	1:33.174	42	1 LAP	1:42.681	1	34.749	1:31.050
56	2 LAPS	1:40.871	79	2 LAPS	1:44.213	79	2 LAPS	1:44.475	1	33.660	1:32.247	12	2 LAPS	1:44.352
1	28.009	1:59.023	14	7 LAPS	1:32.316	49	32.785	1:39.110	49	39.128	1:36.039	42	1 LAP	1:45.733P
17	3 LAPS	1:40.176	49	24.655	1:37.787	15	3 LAPS	1:46.144	79	2 LAPS	1:42.024	49	45.613	1:36.446
31	1 LAP	1:40.550	1	28.915	1:33.607	37	4 LAPS	1:47.700	60	6 LAPS	1:45.324	70	4 LAPS	2:57.376
83	3 LAPS	1:48.835	37	4 LAPS	5:25.393	70	3 LAPS	2:09.411P	15	3 LAPS	1:42.667	60	6 LAPS	1:42.909
45	1 LAP	1:44.473	27	2 LAPS	2:17.345	27	2 LAPS	1:43.125	37	4 LAPS	1:44.003	15	3 LAPS	1:41.718
24	1:21.103	1:39.141	17	3 LAPS	1:38.683	17	3 LAPS	1:38.811	17	3 LAPS	1:37.140	79	2 LAPS	1:47.908P
			31	1 LAP	1:40.433	31	1 LAP	1:39.673	27	2 LAPS	1:43.869	17	3 LAPS	1:37.832
			56	2 LAPS	2:03.070	56	2 LAPS	1:38.523	31	1 LAP	1:39.775	37	4 LAPS	1:44.432
			45	1 LAP	1:44.508	45	1 LAP	1:44.113	56	2 LAPS	1:35.738	56	2 LAPS	1:35.480
			83	3 LAPS	1:51.718							31	1 LAP	1:39.603
			24	1:25.447	1:37.045							27	2 LAPS	1:42.136

Weather/Track: Showers/Damp

www.mstworld.com

Page 6 of 22

Donington Park  
Circuit Length = 1.9790 miles.  
Start: 17:21 End: 19:52

Printed - 19:55 Saturday, 02 May 2015

# 1000km for 1964-1971 World Sportscar Championship Cars

## RACE 5 - LAP CHART - Donington Park - 2/3/4 May 2015

(contd.)

Lap 31			Lap 32			Lap 33			Lap 34			Lap 35		
No	Behind	Laptime	No	Behind	Laptime	No	Behind	Laptime	No	Behind	Laptime	No	Behind	Laptime
9		1:28.326	9		1:29.676	9		1:29.052	9		1:39.682	9		1:30.569
24	1 LAP	1:36.479	31	2 LAPS	1:38.714	17	4 LAPS	1:37.870	17	4 LAPS	1:38.617	83	5 LAPS	1:46.523
45	2 LAPS	1:42.975	27	3 LAPS	1:42.133	56	3 LAPS	1:35.202	70	5 LAPS	1:39.100	56	3 LAPS	1:34.970
14	7 LAPS	1:29.759	24	1 LAP	1:35.922	70	5 LAPS	2:11.466	14	7 LAPS	1:29.455	12	3 LAPS	1:41.091
73	27.358	1:32.589	14	7 LAPS	1:28.356	37	5 LAPS	1:42.815	37	5 LAPS	1:42.101	42	4 LAPS	1:45.358
4	27.695	1:31.121	73	30.108	1:32.426	31	2 LAPS	1:41.222	31	2 LAPS	1:42.137	60	7 LAPS	1:41.966
20	10 LAPS	1:35.567	4	30.218	1:32.199	27	3 LAPS	1:41.903	27	3 LAPS	1:41.102	17	4 LAPS	1:40.210
1	37.156	1:30.733	45	2 LAPS	1:41.690	14	7 LAPS	1:27.034	4	22.090	1:29.942	14	7 LAPS	1:29.632
83	4 LAPS	1:50.104	20	10 LAPS	1:33.509	24	1 LAP	1:35.207	73	26.095	1:32.142	15	4 LAPS	1:42.787
49	53.899	1:36.612	1	36.848	1:29.368	4	31.830	1:30.664	79	5 LAPS	5:30.176	70	5 LAPS	1:37.156
70	4 LAPS	1:35.780	49	58.699	1:34.476	73	33.635	1:32.579	1	26.857	1:29.252	4	23.472	1:31.951
12	2 LAPS	1:44.605	83	4 LAPS	1:49.906	1	37.287	1:29.491	24	1 LAP	1:37.415	31	2 LAPS	1:37.746
60	6 LAPS	1:42.391	12	2 LAPS	1:45.728	20	10 LAPS	1:35.143	20	10 LAPS	1:34.102	1	25.618	1:29.330
15	3 LAPS	1:42.755	60	6 LAPS	1:41.452	45	2 LAPS	1:41.723	45	2 LAPS	1:40.729	73	27.740	1:32.214
17	3 LAPS	1:37.668	15	3 LAPS	1:41.862	49	1:03.333	1:33.686	49	55.661	1:32.010	37	5 LAPS	1:42.327
56	2 LAPS	1:35.895				83	4 LAPS	1:48.246				24	1 LAP	1:34.631
37	4 LAPS	1:42.868				12	2 LAPS	1:45.549				27	3 LAPS	1:42.109
						42	3 LAPS	5:15.985				20	10 LAPS	1:35.540
						56	2 LAPS	1:34.637				45	2 LAPS	1:40.465
						60	6 LAPS	1:42.464				79	5 LAPS	2:02.259
						15	3 LAPS	1:42.602				49	58.500	1:33.408

Weather/Track: Showers/Damp

www.mstworld.com

Page 7 of 22

Donington Park  
Circuit Length = 1.9790 miles.  
Start: 17:21 End: 19:52

Printed - 19:55 Saturday, 02 May 2015

# 1000km for 1964-1971 World Sportscar Championship Cars

## RACE 5 - LAP CHART - Donington Park - 2/3/4 May 2015

(contd.)

Lap 36			Lap 37			Lap 38			Lap 39			Lap 40		
No	Behind	Laptime	No	Behind	Laptime	No	Behind	Laptime	No	Behind	Laptime	No	Behind	Laptime
9		1:29.117	9		1:28.243	9		1:28.451	9		1:26.569	9		1:26.004
56	3 LAPS	1:33.016	56	3 LAPS	1:32.839	14	7 LAPS	1:27.922	45	3 LAPS	1:39.636	14	7 LAPS	1:25.785
14	7 LAPS	1:29.546	14	7 LAPS	1:26.968	56	3 LAPS	1:33.028	14	7 LAPS	1:26.371	45	3 LAPS	1:38.740
12	3 LAPS	1:41.504	12	3 LAPS	1:40.231	79	6 LAPS	1:56.500	56	3 LAPS	1:32.926	56	3 LAPS	1:31.561
83	5 LAPS	1:48.346	1	27.900	1:31.018	1	26.836	1:27.387	1	28.265	1:27.998	1	29.179	1:26.918
42	4 LAPS	1:42.441	4	28.129	1:32.216	4	28.396	1:28.718	4	29.157	1:27.330	4	29.871	1:26.718
17	4 LAPS	1:41.494	73	35.697	1:34.413	12	3 LAPS	1:37.820	17	6 LAPS	4:43.445	73	49.212	1:29.766
70	5 LAPS	1:38.107	70	5 LAPS	1:41.833	73	37.842	1:30.596	73	45.450	1:34.177	70	5 LAPS	1:36.032
60	7 LAPS	1:42.607	83	5 LAPS	1:47.291	70	5 LAPS	1:35.089	12	3 LAPS	1:39.367	12	3 LAPS	1:39.972
15	4 LAPS	1:41.430	42	4 LAPS	1:45.427	42	4 LAPS	1:41.406	70	5 LAPS	1:34.793	24	1 LAP	1:35.620
4	24.156	1:29.801	15	4 LAPS	1:44.535	15	4 LAPS	1:44.574	79	6 LAPS	1:57.580	20	10 LAPS	1:32.864
1	25.125	1:28.624	31	2 LAPS	1:38.720	24	1 LAP	1:40.158	42	4 LAPS	1:39.882	42	4 LAPS	1:39.602
73	29.527	1:30.904	24	1 LAP	1:34.833	31	2 LAPS	1:42.848	24	1 LAP	1:35.682	15	4 LAPS	1:40.585
31	2 LAPS	1:38.826	60	7 LAPS	1:51.822	60	7 LAPS	1:41.058	15	4 LAPS	1:38.952	31	2 LAPS	1:40.857
24	1 LAP	1:35.993	37	5 LAPS	1:39.800	83	5 LAPS	1:48.801	31	2 LAPS	1:37.285	60	7 LAPS	1:38.855
37	5 LAPS	1:40.306	20	10 LAPS	1:36.499	20	10 LAPS	1:35.166	20	10 LAPS	1:34.817	49	1:23.967	1:33.095
27	3 LAPS	1:40.087	27	3 LAPS	1:41.055	37	5 LAPS	1:40.496	60	7 LAPS	1:38.438			
20	10 LAPS	1:34.337	49	1:08.525	1:33.153	27	3 LAPS	1:40.166	83	5 LAPS	1:43.900			
49	1:03.615	1:34.232	45	2 LAPS	1:42.254	49	1:11.898	1:31.824	37	5 LAPS	1:40.680			
45	2 LAPS	1:41.361							49	1:16.876	1:31.547			
79	5 LAPS	1:56.434							27	3 LAPS	1:40.748			

Weather/Track: Showers/Damp

www.mstworld.com

Page 8 of 22

Donington Park  
Circuit Length = 1.9790 miles.  
Start: 17:21 End: 19:52

Printed - 19:55 Saturday, 02 May 2015

# 1000km for 1964-1971 World Sportscar Championship Cars

## RACE 5 - LAP CHART - Donington Park - 2/3/4 May 2015

(contd.)

Lap 41			Lap 42			Lap 43			Lap 44			Lap 45		
No	Behind	Laptime	No	Behind	Laptime	No	Behind	Laptime	No	Behind	Laptime	No	Behind	Laptime
9		1:28.653	9		1:32.683	9		1:26.190	9		1:24.713	9		1:24.575
79	7 LAPS	1:58.944	15	5 LAPS	1:40.824	20	11 LAPS	1:32.751	14	7 LAPS	1:23.551	14	7 LAPS	1:21.997
37	6 LAPS	1:42.814	60	8 LAPS	1:40.587	49	1 LAP	1:31.356	49	1 LAP	1:29.518	12	4 LAPS	1:32.757
83	6 LAPS	1:45.121	24	2 LAPS	1:50.509P	14	7 LAPS	1:27.422	20	11 LAPS	1:34.136	49	1 LAP	1:27.722
14	7 LAPS	1:26.708	31	3 LAPS	1:42.540	56	5 LAPS	4:15.607	24	3 LAPS	3:08.939	20	11 LAPS	1:28.837
27	4 LAPS	1:40.327	14	7 LAPS	1:30.711	42	5 LAPS	1:40.201	56	5 LAPS	1:34.470	4	28.065	1:24.987
17	7 LAPS	2:28.852P	37	6 LAPS	1:39.280	15	5 LAPS	1:39.277	42	5 LAPS	1:36.830	24	3 LAPS	1:32.162
4	29.722	1:28.504	27	4 LAPS	1:46.741	60	8 LAPS	1:39.118	4	27.653	1:26.546	56	5 LAPS	1:31.435
45	3 LAPS	1:39.943	83	6 LAPS	1:51.085	31	3 LAPS	1:38.033	15	5 LAPS	1:37.024	1	33.877	1:24.753
1	38.321	1:37.795	4	25.542	1:28.503	37	6 LAPS	1:37.833	60	8 LAPS	1:37.920	42	5 LAPS	1:35.922
73	52.763	1:32.204	79	7 LAPS	1:58.423	4	25.820	1:26.468	31	3 LAPS	1:41.994P	15	5 LAPS	1:35.289
70	5 LAPS	1:35.650	1	32.350	1:26.712	1	33.991	1:27.831	1	33.699	1:24.421	37	6 LAPS	1:34.253
12	3 LAPS	1:36.978	45	3 LAPS	1:38.467	27	4 LAPS	1:38.910	37	6 LAPS	1:35.444	60	8 LAPS	1:40.926P
20	10 LAPS	1:41.211	73	50.780	1:30.700	45	3 LAPS	1:38.032	27	4 LAPS	1:36.327	27	4 LAPS	1:33.686
49	1:32.536	1:37.222	70	5 LAPS	1:33.902	83	6 LAPS	1:52.855P	73	55.565	1:27.097	73	56.728	1:25.738
42	4 LAPS	1:42.309	12	3 LAPS	1:35.327	73	53.181	1:28.591	45	3 LAPS	1:35.638	45	3 LAPS	1:34.563
						79	7 LAPS	1:54.245	79	7 LAPS	1:52.147			
						70	5 LAPS	1:32.696	70	5 LAPS	1:31.460			
						12	3 LAPS	1:34.056						

Weather/Track: Showers/Damp

www.mstworld.com

Page 9 of 22

Donington Park  
Circuit Length = 1.9790 miles.  
Start: 17:21 End: 19:52

Printed - 19:55 Saturday, 02 May 2015



# 1000km for 1964-1971 World Sportscar Championship Cars

## RACE 5 - LAP CHART - Donington Park - 2/3/4 May 2015

(contd.)

Lap 46			Lap 47			Lap 48			Lap 49			Lap 50		
No	Behind	Laptime	No	Behind	Laptime	No	Behind	Laptime	No	Behind	Laptime	No	Behind	Laptime
9		1:22.182	9		1:20.700	9		1:20.979	9		1:22.118	9		1:20.680
14	7 LAPS	1:22.510	14	7 LAPS	1:19.462	27	5 LAPS	1:33.882	14	7 LAPS	1:21.494	14	7 LAPS	1:20.923
70	6 LAPS	1:31.047	70	6 LAPS	1:27.820	14	7 LAPS	1:20.203	37	7 LAPS	1:36.097	24	4 LAPS	1:30.283
12	4 LAPS	1:34.453	49	1 LAP	1:25.871	83	10 LAPS	6:05.203	31	5 LAPS	1:43.690	60	12 LAPS	6:05.643
49	1 LAP	1:28.322	12	4 LAPS	1:29.498	45	4 LAPS	1:32.442	42	6 LAPS	1:39.459	31	5 LAPS	1:30.082
20	11 LAPS	1:27.063	20	11 LAPS	1:26.429	70	6 LAPS	1:29.707	83	10 LAPS	1:32.189	37	7 LAPS	1:31.502
4	28.357	1:22.474	4	30.112	1:22.455	49	1 LAP	1:25.209	79	9 LAPS	1:54.535	42	6 LAPS	1:33.619
79	8 LAPS	1:54.833	1	34.384	1:20.236	4	32.007	1:22.874	27	5 LAPS	1:38.461P	83	10 LAPS	1:30.358
1	34.848	1:23.153	56	5 LAPS	1:25.993	1	33.270	1:19.865	45	4 LAPS	1:30.837	1	30.930	1:21.762
24	3 LAPS	1:30.176	31	4 LAPS	1:30.852	20	11 LAPS	1:27.591	70	6 LAPS	1:27.292	4	31.883	1:22.356
56	5 LAPS	1:29.704	79	8 LAPS	1:53.979	12	4 LAPS	1:30.435	1	29.848	1:18.696	70	6 LAPS	1:26.976
31	4 LAPS	3:04.949	24	3 LAPS	1:46.479	56	5 LAPS	1:26.061	4	30.207	1:20.318	45	4 LAPS	1:36.091
42	5 LAPS	1:37.320	37	6 LAPS	1:35.474	24	3 LAPS	1:31.771	49	1 LAP	1:25.362	49	1 LAP	1:24.690
15	5 LAPS	1:37.033	42	5 LAPS	1:39.085				20	11 LAPS	1:24.553	20	11 LAPS	1:23.259
37	6 LAPS	1:33.426	15	5 LAPS	1:44.875P				12	4 LAPS	1:27.623	79	9 LAPS	1:53.411
73	58.272	1:23.726							56	5 LAPS	1:24.653	12	4 LAPS	1:26.725
27	4 LAPS	1:34.339										56	5 LAPS	1:22.793
45	3 LAPS	1:33.474										73	3 LAPS	5:40.582
												27	5 LAPS	2:21.107
												14	6 LAPS	1:18.665

Weather/Track: Showers/Damp

www.mstworld.com

Page 10 of 22

Donington Park  
Circuit Length = 1.9790 miles.  
Start: 17:21 End: 19:52

Printed - 19:55 Saturday, 02 May 2015

# 1000km for 1964-1971 World Sportscar Championship Cars

## RACE 5 - LAP CHART - Donington Park - 2/3/4 May 2015

(contd.)

Lap 51			Lap 52			Lap 53			Lap 54			Lap 55		
No	Behind	Laptime	No	Behind	Laptime	No	Behind	Laptime	No	Behind	Laptime	No	Behind	Laptime
9		1:19.632	9		1:22.873	9		1:17.570	9		1:17.654	9		1:16.183
24	4 LAPS	1:26.102	27	6 LAPS	1:28.896	27	6 LAPS	1:27.442	14	7 LAPS	1:19.459	14	7 LAPS	1:15.772
31	5 LAPS	1:27.514	24	4 LAPS	1:27.101	24	4 LAPS	1:26.911	56	6 LAPS	1:24.847	56	6 LAPS	1:20.357
60	12 LAPS	1:37.770	4	1 LAP	2:31.014	4	1 LAP	1:19.432	15	9 LAPS	1:32.797	73	4 LAPS	1:19.859
37	7 LAPS	1:29.799	31	5 LAPS	1:26.765	1	22.900	1:15.905	73	4 LAPS	1:23.129	15	9 LAPS	1:30.089
1	28.776	1:17.478	1	24.565	1:18.662	79	10 LAPS	1:50.524	27	6 LAPS	1:24.109	1	22.078	1:15.520
42	6 LAPS	1:30.733	37	7 LAPS	1:30.283	31	5 LAPS	1:24.516	1	22.741	1:17.495	4	1 LAP	1:18.763
83	10 LAPS	1:28.254	60	12 LAPS	1:35.796	37	7 LAPS	1:27.691	4	1 LAP	1:18.644	27	6 LAPS	1:24.151
70	6 LAPS	1:23.212	83	10 LAPS	1:29.511	70	6 LAPS	1:23.222	24	4 LAPS	1:25.403	24	4 LAPS	1:23.373
49	1 LAP	1:22.345	70	6 LAPS	1:24.159	60	12 LAPS	1:32.502	31	5 LAPS	1:24.380	31	5 LAPS	1:22.769
20	11 LAPS	1:24.404	49	1 LAP	1:24.983	20	11 LAPS	1:24.767	70	6 LAPS	1:23.102	70	6 LAPS	1:21.418
45	4 LAPS	1:28.206	42	6 LAPS	1:32.670	49	1 LAP	1:28.336P	37	7 LAPS	1:28.421	37	7 LAPS	1:26.238
12	4 LAPS	1:27.448	20	11 LAPS	1:23.020	83	10 LAPS	1:29.743	79	10 LAPS	1:46.523	83	10 LAPS	1:25.933
15	8 LAPS	5:01.732	45	4 LAPS	1:27.296	42	6 LAPS	1:30.169	20	11 LAPS	1:28.369P	45	4 LAPS	1:28.401
56	5 LAPS	1:23.109	12	4 LAPS	1:28.781	45	4 LAPS	1:27.486	83	10 LAPS	1:29.311	42	6 LAPS	1:29.547
73	3 LAPS	1:22.639	15	8 LAPS	1:32.856	12	4 LAPS	1:23.862	42	6 LAPS	1:29.826	14	6 LAPS	1:18.804
79	9 LAPS	1:50.018	56	5 LAPS	1:38.771				60	12 LAPS	1:33.841			
14	6 LAPS	1:23.032	73	3 LAPS	1:21.412				45	4 LAPS	1:26.162			
			14	6 LAPS	1:17.101				12	4 LAPS	1:23.105			

Weather/Track: Showers/Damp

www.mstworld.com

Page 11 of 22

Donington Park  
Circuit Length = 1.9790 miles.  
Start: 17:21 End: 19:52

Printed - 19:55 Saturday, 02 May 2015

# 1000km for 1964-1971 World Sportscar Championship Cars

## RACE 5 - LAP CHART - Donington Park - 2/3/4 May 2015

(contd.)

Lap 56			Lap 57			Lap 58			Lap 59			Lap 60		
No	Behind	Laptime	No	Behind	Laptime	No	Behind	Laptime	No	Behind	Laptime	No	Behind	Laptime
9		1:19.915	9		1:17.982	9		1:24.257P	1		1:15.360	1		1:12.682
12	5 LAPS	1:26.081	12	5 LAPS	1:22.703	56	6 LAPS	1:18.509	83	11 LAPS	1:22.559	37	8 LAPS	1:22.591
60	13 LAPS	1:33.741	56	6 LAPS	1:20.642	1	3.583	1:13.152	56	6 LAPS	1:18.798	56	6 LAPS	1:16.410
56	6 LAPS	1:19.461	45	5 LAPS	1:31.589P	12	5 LAPS	1:23.392	12	5 LAPS	1:20.679	79	12 LAPS	1:44.264
73	4 LAPS	1:18.707	73	4 LAPS	1:25.964P	42	7 LAPS	1:25.974	4	1 LAP	1:17.577	83	11 LAPS	1:21.527
79	11 LAPS	1:49.745	42	7 LAPS	1:32.494	4	1 LAP	1:16.640	49	4 LAPS	1:18.337	12	5 LAPS	1:21.438
1	17.680	1:15.517	1	14.688	1:14.990	49	4 LAPS	1:19.562	42	7 LAPS	1:27.508	4	1 LAP	1:17.021
4	1 LAP	1:18.301	60	13 LAPS	1:31.904	60	13 LAPS	1:30.591	73	5 LAPS	2:55.314	9	1 LAP	2:52.024
15	9 LAPS	1:26.575	49	4 LAPS	4:43.498	15	9 LAPS	1:24.590	27	6 LAPS	1:22.481	49	4 LAPS	1:17.057
27	6 LAPS	1:21.557	4	1 LAP	1:17.267	27	6 LAPS	1:21.134	15	9 LAPS	1:24.831	42	7 LAPS	1:26.188
24	4 LAPS	1:22.416	15	9 LAPS	1:25.676	24	4 LAPS	1:29.063P	60	13 LAPS	1:33.067	73	5 LAPS	1:27.120
31	5 LAPS	1:22.265	27	6 LAPS	1:25.240	31	5 LAPS	1:21.583	31	5 LAPS	1:20.718	27	6 LAPS	1:19.691
70	6 LAPS	1:21.496	79	11 LAPS	1:45.362	70	6 LAPS	1:21.924	14	6 LAPS	1:17.351	15	9 LAPS	1:22.737
20	12 LAPS	2:41.405	24	4 LAPS	1:21.433	79	11 LAPS	1:44.032	70	6 LAPS	1:22.510	60	13 LAPS	1:30.720
37	7 LAPS	1:25.678	31	5 LAPS	1:21.369	14	6 LAPS	1:14.640	20	12 LAPS	1:17.299	31	5 LAPS	1:20.132
14	6 LAPS	1:15.360	70	6 LAPS	1:19.820	20	12 LAPS	1:18.436				14	6 LAPS	1:14.340
83	10 LAPS	1:24.239	20	12 LAPS	1:19.070	37	7 LAPS	1:22.472				20	12 LAPS	1:16.852
			14	6 LAPS	1:14.559							70	6 LAPS	1:19.968
			37	7 LAPS	1:23.163									
			83	10 LAPS	1:23.886									

Weather/Track: Showers/Damp

www.mstworld.com

Page 12 of 22

Donington Park  
Circuit Length = 1.9790 miles.  
Start: 17:21 End: 19:52

Printed - 19:55 Saturday, 02 May 2015

# 1000km for 1964-1971 World Sportscar Championship Cars

## RACE 5 - LAP CHART - Donington Park - 2/3/4 May 2015

(contd.)

Lap 61			Lap 62			Lap 63			Lap 64			Lap 65		
No	Behind	Laptime	No	Behind	Laptime	No	Behind	Laptime	No	Behind	Laptime	No	Behind	Laptime
1		1:13.077	1		1:12.624	1		1:13.368	1		1:12.732	1		1:11.566
37	8 LAPS	1:22.439	60	14 LAPS	1:29.314	20	13 LAPS	1:18.094	15	10 LAPS	1:23.969	27	7 LAPS	1:20.980
56	6 LAPS	1:22.526P	70	7 LAPS	1:20.221	79	13 LAPS	1:46.320	20	13 LAPS	1:17.739	42	8 LAPS	1:22.221
83	11 LAPS	1:20.977	37	8 LAPS	1:20.468	70	7 LAPS	1:19.237	31	6 LAPS	1:21.216	20	13 LAPS	1:16.079
4	1 LAP	1:16.543	45	9 LAPS	6:33.566	24	8 LAPS	5:33.859	73	6 LAPS	1:28.004	31	6 LAPS	1:19.645
12	5 LAPS	1:21.488	4	1 LAP	1:15.959	60	14 LAPS	1:28.341	70	7 LAPS	1:19.528	15	10 LAPS	1:22.900
9	1 LAP	1:18.735	83	11 LAPS	1:21.499	37	8 LAPS	1:20.736	4	1 LAP	1:16.368	73	6 LAPS	1:23.992
49	4 LAPS	1:17.582	9	1 LAP	1:17.788	4	1 LAP	1:14.960	60	14 LAPS	1:28.381	70	7 LAPS	1:17.917
79	12 LAPS	1:44.655	49	4 LAPS	1:17.661	45	9 LAPS	1:17.711	37	8 LAPS	1:20.843	56	9 LAPS	5:08.616
42	7 LAPS	1:24.089	12	5 LAPS	1:21.228	83	11 LAPS	1:19.020	45	9 LAPS	1:18.483	4	1 LAP	1:15.037
27	6 LAPS	1:20.176	27	6 LAPS	1:21.997	49	4 LAPS	1:16.447	24	8 LAPS	1:41.165	45	9 LAPS	1:17.567
73	5 LAPS	1:25.085	42	7 LAPS	1:25.946	9	1 LAP	1:18.709	49	4 LAPS	1:17.534	37	8 LAPS	1:21.381
15	9 LAPS	1:22.369	73	5 LAPS	1:25.300	12	5 LAPS	1:25.408P	79	13 LAPS	1:50.545	49	4 LAPS	1:17.221
14	6 LAPS	1:14.966	14	6 LAPS	1:15.899	27	6 LAPS	1:18.779	83	11 LAPS	1:20.165	24	8 LAPS	1:19.524
31	5 LAPS	1:20.091	15	9 LAPS	1:22.544	14	6 LAPS	1:14.066	9	1 LAP	1:17.519	9	1 LAP	1:18.870
20	12 LAPS	1:17.249	31	5 LAPS	1:20.121	42	7 LAPS	1:23.044	14	6 LAPS	1:16.449	60	14 LAPS	1:29.453
												83	11 LAPS	1:21.037
												79	13 LAPS	1:40.326

Weather/Track: Showers/Damp

www.mstworld.com

Page 13 of 22

Donington Park  
Circuit Length = 1.9790 miles.  
Start: 17:21 End: 19:52

Printed - 19:55 Saturday, 02 May 2015

# 1000km for 1964-1971 World Sportscar Championship Cars

## RACE 5 - LAP CHART - Donington Park - 2/3/4 May 2015

(contd.)

Lap 66			Lap 67			Lap 68			Lap 69			Lap 70		
No	Behind	Laptime	No	Behind	Laptime	No	Behind	Laptime	No	Behind	Laptime	No	Behind	Laptime
1		1:10.731	1		1:12.255	1		1:11.587	1		1:10.915	1		1:12.154
14	7 LAPS	1:14.519	14	7 LAPS	1:14.277	14	7 LAPS	1:13.472	83	12 LAPS	1:19.161	42	10 LAPS	1:22.257
27	7 LAPS	1:18.473	27	7 LAPS	1:19.321	60	15 LAPS	1:27.099	14	7 LAPS	1:13.141	14	7 LAPS	1:13.542
20	13 LAPS	1:17.086	20	13 LAPS	1:16.045	20	13 LAPS	1:16.202	60	15 LAPS	1:26.693	83	12 LAPS	1:21.141
31	6 LAPS	1:19.715	79	14 LAPS	1:41.534	27	7 LAPS	1:19.478	20	13 LAPS	1:15.828	79	15 LAPS	1:51.262P
42	8 LAPS	1:26.613P	31	6 LAPS	1:19.464	31	6 LAPS	1:19.335	27	7 LAPS	1:18.135	20	13 LAPS	1:16.801
15	10 LAPS	1:21.150	15	10 LAPS	1:20.638	56	9 LAPS	1:15.662	56	9 LAPS	1:12.281	27	7 LAPS	1:19.131
70	7 LAPS	1:20.121	70	7 LAPS	1:17.416	4	1 LAP	1:15.800	31	6 LAPS	1:19.454	60	15 LAPS	1:27.635
73	6 LAPS	1:22.616	56	9 LAPS	1:14.861	15	10 LAPS	1:24.745	4	1 LAP	1:14.948	56	9 LAPS	1:11.516
56	9 LAPS	1:13.504	4	1 LAP	1:15.610	70	7 LAPS	1:28.249	15	10 LAPS	1:20.310	4	1 LAP	1:14.172
4	1 LAP	1:14.368	73	6 LAPS	1:23.605	73	6 LAPS	1:22.366	70	7 LAPS	1:20.364	31	6 LAPS	1:18.583
45	9 LAPS	1:15.993	12	8 LAPS	4:51.068	45	9 LAPS	1:15.834	45	9 LAPS	1:18.474	15	10 LAPS	1:20.283
49	4 LAPS	1:17.197	45	9 LAPS	1:16.298	79	14 LAPS	1:44.544	49	4 LAPS	1:15.809	70	7 LAPS	1:19.075
24	8 LAPS	1:17.571	49	4 LAPS	1:15.980	49	4 LAPS	1:16.554	73	6 LAPS	1:23.653	45	9 LAPS	1:18.944
9	1 LAP	1:16.702	24	8 LAPS	1:17.401	12	8 LAPS	1:21.916	9	1 LAP	1:15.516	49	4 LAPS	1:15.996
37	8 LAPS	1:20.896	9	1 LAP	1:17.177	9	1 LAP	1:15.861	12	8 LAPS	1:19.130			
83	11 LAPS	1:20.820	83	11 LAPS	1:18.652	42	9 LAPS	3:03.610	24	8 LAPS	1:16.262			
60	14 LAPS	1:28.746	37	8 LAPS	1:25.227P	24	8 LAPS	1:17.740						

Weather/Track: Showers/Damp

www.mstworld.com

Page 14 of 22

Donington Park  
Circuit Length = 1.9790 miles.  
Start: 17:21 End: 19:52

Printed - 19:55 Saturday, 02 May 2015

# 1000km for 1964-1971 World Sportscar Championship Cars

## RACE 5 - LAP CHART - Donington Park - 2/3/4 May 2015

(contd.)

Lap 71			Lap 72			Lap 73			Lap 74			Lap 75		
No	Behind	Laptime	No	Behind	Laptime	No	Behind	Laptime	No	Behind	Laptime	No	Behind	Laptime
1		1:12.949	1		1:13.772	1		1:13.244	1		1:11.362	1		1:12.301
9	2 LAPS	1:17.417	15	11 LAPS	1:20.678	45	10 LAPS	1:17.024	31	7 LAPS	1:18.823	31	7 LAPS	1:19.311
12	9 LAPS	1:19.859	9	2 LAPS	1:16.188	49	5 LAPS	1:17.249	45	10 LAPS	1:16.037	45	10 LAPS	1:15.504
24	9 LAPS	1:18.856	70	8 LAPS	1:22.201	9	2 LAPS	1:15.923	49	5 LAPS	1:15.426	49	5 LAPS	1:15.839
73	7 LAPS	1:23.935	24	9 LAPS	1:16.996	15	11 LAPS	1:21.479	9	2 LAPS	1:14.676	9	2 LAPS	1:14.245
14	7 LAPS	1:13.172	12	9 LAPS	1:18.978	37	12 LAPS	1:28.051	60	16 LAPS	1:27.645	14	7 LAPS	1:13.523
42	10 LAPS	1:20.179	14	7 LAPS	1:13.178	24	9 LAPS	1:16.700	14	7 LAPS	1:15.475	79	17 LAPS	1:31.837
83	12 LAPS	1:18.196	73	7 LAPS	1:21.628	70	8 LAPS	1:20.924	15	11 LAPS	1:19.494	70	8 LAPS	1:17.782
20	13 LAPS	1:17.290	42	10 LAPS	1:18.451	14	7 LAPS	1:14.600	24	9 LAPS	1:17.177	60	16 LAPS	1:25.746
56	9 LAPS	1:12.233	83	12 LAPS	1:37.623P	12	9 LAPS	1:17.678	70	8 LAPS	1:17.884	15	11 LAPS	1:21.059
27	7 LAPS	1:17.793	20	13 LAPS	1:17.386	42	10 LAPS	1:19.384	12	9 LAPS	1:17.155	12	9 LAPS	1:18.874
4	1 LAP	1:14.025	56	9 LAPS	1:12.994	73	7 LAPS	1:23.836	37	12 LAPS	1:26.081	42	10 LAPS	1:19.942
60	15 LAPS	1:26.254	27	7 LAPS	1:19.959	56	9 LAPS	1:11.735	42	10 LAPS	1:18.219	37	12 LAPS	1:25.019
31	6 LAPS	1:19.390	79	16 LAPS	2:51.202	20	13 LAPS	1:16.293	73	7 LAPS	1:23.629	24	9 LAPS	1:34.423
37	11 LAPS	4:49.454	4	1 LAP	1:14.203	4	1 LAP	1:14.483	56	9 LAPS	1:10.943	56	9 LAPS	1:14.556
45	9 LAPS	1:16.263	31	6 LAPS	1:19.853	27	7 LAPS	1:18.327	20	13 LAPS	1:15.392	73	7 LAPS	1:22.035
49	4 LAPS	1:16.710	60	15 LAPS	1:27.630	79	16 LAPS	1:30.265	4	1 LAP	1:13.946	20	13 LAPS	1:15.372
									27	7 LAPS	1:19.117	4	1 LAP	1:13.967
												27	7 LAPS	1:18.710

Weather/Track: Showers/Damp

www.mstworld.com

Page 15 of 22

Donington Park  
Circuit Length = 1.9790 miles.  
Start: 17:21 End: 19:52

Printed - 19:55 Saturday, 02 May 2015

# 1000km for 1964-1971 World Sportscar Championship Cars

## RACE 5 - LAP CHART - Donington Park - 2/3/4 May 2015

(contd.)

Lap 76			Lap 77			Lap 78			Lap 79			Lap 80		
No	Behind	Laptime	No	Behind	Laptime	No	Behind	Laptime	No	Behind	Laptime	No	Behind	Laptime
1		1:11.739	1		1:12.626	1		1:13.365	1		1:17.878P	1		2:35.932
45	10 LAPS	1:15.240	27	8 LAPS	1:20.466	27	8 LAPS	1:18.310	27	8 LAPS	1:17.792	37	12 LAPS	1:22.185
9	2 LAPS	1:14.696	9	2 LAPS	1:13.837	9	2 LAPS	1:13.884	9	2 LAPS	1:13.681	14	6 LAPS	1:12.732
49	5 LAPS	1:16.339	45	10 LAPS	1:15.973	45	10 LAPS	1:14.874	14	7 LAPS	1:12.141	9	1 LAP	1:14.489
31	7 LAPS	1:20.066	49	5 LAPS	1:16.162	14	7 LAPS	1:12.450	45	10 LAPS	1:15.306	79	17 LAPS	1:28.689
14	7 LAPS	1:13.065	14	7 LAPS	1:13.319	49	5 LAPS	1:15.643	49	5 LAPS	1:15.076	73	7 LAPS	1:29.913P
70	8 LAPS	1:18.176	31	7 LAPS	1:18.554	31	7 LAPS	1:18.933	31	7 LAPS	1:18.812	45	9 LAPS	1:15.327
12	9 LAPS	1:17.538	70	8 LAPS	1:17.162	12	9 LAPS	1:16.499	12	9 LAPS	1:16.157	60	16 LAPS	1:33.292
15	11 LAPS	1:19.897	12	9 LAPS	1:16.654	70	8 LAPS	1:17.354	70	8 LAPS	1:17.026	27	7 LAPS	1:19.242
79	17 LAPS	1:29.612	15	11 LAPS	1:18.874	15	11 LAPS	1:19.378	15	11 LAPS	1:19.245	49	4 LAPS	1:17.070
60	16 LAPS	1:25.992	42	10 LAPS	1:20.115	24	9 LAPS	1:17.148	24	9 LAPS	1:16.505	31	6 LAPS	1:18.577
42	10 LAPS	1:18.240	24	9 LAPS	1:18.127	42	10 LAPS	1:18.600	42	10 LAPS	1:18.040	12	8 LAPS	1:17.591
56	9 LAPS	1:13.338	79	17 LAPS	1:30.403	4	1 LAP	1:15.444	4	1 LAP	1:13.945	70	7 LAPS	1:16.815
24	9 LAPS	1:18.716	60	16 LAPS	1:27.116	20	13 LAPS	1:18.254	20	13 LAPS	1:15.139	24	8 LAPS	1:17.148
37	12 LAPS	1:24.650	20	13 LAPS	1:16.690	79	17 LAPS	1:26.783	37	12 LAPS	1:22.449	4	52.643	1:14.603
73	7 LAPS	1:21.385	37	12 LAPS	1:22.511	60	16 LAPS	1:27.025	79	17 LAPS	1:26.598	42	9 LAPS	1:18.996
20	13 LAPS	1:15.546	4	1 LAP	1:13.996	37	12 LAPS	1:21.955	60	16 LAPS	1:26.442	15	10 LAPS	1:28.221
4	1 LAP	1:13.832	73	7 LAPS	1:21.742	73	7 LAPS	1:21.805	73	7 LAPS	1:21.350	20	12 LAPS	1:20.928P
			56	9 LAPS	1:33.215P				9	1 LAP	1:14.604	14	5 LAPS	1:13.383
									14	6 LAPS	1:13.558	9	1:19.604	1:14.865
									27	7 LAPS	1:19.775			
									45	9 LAPS	1:15.198			
									49	4 LAPS	1:14.804			
									31	6 LAPS	1:18.093			
									12	8 LAPS	1:16.366			
									70	7 LAPS	1:16.456			
									15	10 LAPS	1:18.465			
									24	8 LAPS	1:16.721			
									42	9 LAPS	1:17.300			
									4	2:13.972	1:13.760			
									20	12 LAPS	1:15.403			

Weather/Track: Showers/Damp

www.mstworld.com

Page 16 of 22

Donington Park  
Circuit Length = 1.9790 miles.  
Start: 17:21 End: 19:52

Printed - 19:55 Saturday, 02 May 2015

# 1000km for 1964-1971 World Sportscar Championship Cars

## RACE 5 - LAP CHART - Donington Park - 2/3/4 May 2015

(contd.)

Lap 81			Lap 82			Lap 83			Lap 84			Lap 85		
No	Behind	Laptime	No	Behind	Laptime	No	Behind	Laptime	No	Behind	Laptime	No	Behind	Laptime
1		1:20.812	1		1:14.034	1		1:14.655	1		1:15.208	1		1:14.917
37	12 LAPS	1:22.853	45	9 LAPS	1:15.364	45	9 LAPS	1:15.526	20	15 LAPS	4:06.397	45	9 LAPS	1:16.934
45	9 LAPS	1:14.927	37	12 LAPS	1:21.179	49	4 LAPS	1:15.553	45	9 LAPS	1:15.467	20	15 LAPS	1:21.088
49	4 LAPS	1:16.935	49	4 LAPS	1:15.221	37	12 LAPS	1:21.673	49	4 LAPS	1:14.947	49	4 LAPS	1:15.521
27	7 LAPS	1:19.146	27	7 LAPS	1:18.523	27	7 LAPS	1:17.715	27	7 LAPS	1:18.304	27	7 LAPS	1:17.360
79	17 LAPS	1:26.051	79	17 LAPS	1:28.317	31	6 LAPS	1:18.894	37	12 LAPS	1:21.983	83	24 LAPS	17:12.886P
60	16 LAPS	1:27.551	31	6 LAPS	1:18.391	70	7 LAPS	1:17.218	70	7 LAPS	1:16.514	37	12 LAPS	1:22.215
31	6 LAPS	1:18.782	60	16 LAPS	1:26.713	12	8 LAPS	1:18.161	12	8 LAPS	1:17.227	70	7 LAPS	1:16.458
12	8 LAPS	1:16.837	12	8 LAPS	1:17.090	79	17 LAPS	1:28.275	31	6 LAPS	1:20.214	12	8 LAPS	1:15.651
70	7 LAPS	1:16.789	70	7 LAPS	1:16.789	60	16 LAPS	1:26.335	4	44.607	1:14.218	31	6 LAPS	1:17.996
4	45.902	1:14.071	4	46.503	1:14.635	4	45.597	1:13.749	24	8 LAPS	1:16.118	4	48.782	1:19.092P
24	8 LAPS	1:16.724	24	8 LAPS	1:15.988	24	8 LAPS	1:17.034	79	17 LAPS	1:26.712	24	8 LAPS	1:16.892
42	9 LAPS	1:18.962	42	9 LAPS	1:18.319	73	9 LAPS	4:37.666	60	16 LAPS	1:25.727	14	5 LAPS	1:13.695
15	10 LAPS	1:20.011	15	10 LAPS	1:20.614	42	9 LAPS	1:17.052	73	9 LAPS	1:16.041	73	9 LAPS	1:16.508
14	5 LAPS	1:12.463	14	5 LAPS	1:11.935	14	5 LAPS	1:12.942	14	5 LAPS	1:12.976	79	17 LAPS	1:25.847
9	1:12.004	1:13.212	9	1:10.541	1:12.571	9	1:08.237	1:12.351	42	9 LAPS	1:17.730	9	1:04.957	1:13.847
						15	10 LAPS	1:20.736	9	1:06.027	1:12.998	60	16 LAPS	1:25.204
									15	10 LAPS	1:20.417	42	9 LAPS	1:20.019

Weather/Track: Showers/Damp

www.mstworld.com

Page 17 of 22

Donington Park  
Circuit Length = 1.9790 miles.  
Start: 17:21 End: 19:52

Printed - 19:55 Saturday, 02 May 2015



# 1000km for 1964-1971 World Sportscar Championship Cars

## RACE 5 - LAP CHART - Donington Park - 2/3/4 May 2015

(contd.)

Lap 86			Lap 87			Lap 88			Lap 89			Lap 90		
No	Behind	Laptime	No	Behind	Laptime	No	Behind	Laptime	No	Behind	Laptime	No	Behind	Laptime
1		1:14.885	1		1:16.260	1		1:14.793	1		1:14.939	1		1:16.044
15	11 LAPS	1:19.974	79	18 LAPS	1:27.507	42	10 LAPS	1:18.994	42	10 LAPS	1:18.846	45	9 LAPS	1:16.421
45	9 LAPS	1:14.785	60	17 LAPS	1:27.067	45	9 LAPS	1:16.764	45	9 LAPS	1:15.106	42	10 LAPS	1:19.669
20	15 LAPS	1:17.347	45	9 LAPS	1:14.685	79	18 LAPS	1:25.364	49	4 LAPS	1:15.637	49	4 LAPS	1:15.011
49	4 LAPS	1:15.637	15	11 LAPS	1:19.715	49	4 LAPS	1:16.807	20	15 LAPS	1:17.892	20	15 LAPS	1:18.856
27	7 LAPS	1:17.213	49	4 LAPS	1:15.001	15	11 LAPS	1:21.634	15	11 LAPS	1:20.773	15	11 LAPS	1:19.991
37	12 LAPS	1:21.344	20	15 LAPS	1:18.077	83	25 LAPS	1:31.832	79	18 LAPS	1:26.349	79	18 LAPS	1:24.759
70	7 LAPS	1:16.069	27	7 LAPS	1:17.020	60	17 LAPS	1:30.624	60	17 LAPS	1:25.507	27	7 LAPS	1:17.606
12	8 LAPS	1:15.939	70	7 LAPS	1:16.880	20	15 LAPS	1:17.092	83	25 LAPS	1:29.262	60	17 LAPS	1:25.624
31	6 LAPS	1:18.238	12	8 LAPS	1:17.213	27	7 LAPS	1:17.356	27	7 LAPS	1:17.498	4	3 LAPS	1:16.525
24	8 LAPS	1:16.503	37	12 LAPS	1:23.391	70	7 LAPS	1:16.264	4	3 LAPS	4:49.133	83	25 LAPS	1:28.051
14	5 LAPS	1:14.717	31	6 LAPS	1:18.959	12	8 LAPS	1:16.100	12	8 LAPS	1:16.815	12	8 LAPS	1:15.697
73	9 LAPS	1:16.041	24	8 LAPS	1:16.768	37	12 LAPS	1:21.622	14	5 LAPS	1:13.238	14	5 LAPS	1:12.624
9	1:02.976	1:12.904	14	5 LAPS	1:12.713	31	6 LAPS	1:18.560	9	57.922	1:14.568	9	53.886	1:12.008
83	24 LAPS	2:04.497	9	58.825	1:12.109	14	5 LAPS	1:12.076	31	6 LAPS	1:19.806	73	9 LAPS	1:15.754
42	9 LAPS	1:21.893	73	9 LAPS	1:15.665	9	58.293	1:14.261	37	12 LAPS	1:23.679	24	8 LAPS	1:16.729
						24	8 LAPS	1:17.983	24	8 LAPS	1:17.928	37	12 LAPS	1:22.031
						73	9 LAPS	1:15.432	73	9 LAPS	1:16.062	70	7 LAPS	1:17.082
									70	7 LAPS	1:37.309	31	6 LAPS	1:31.662P

Weather/Track: Showers/Damp

www.mstworld.com

Page 18 of 22

Donington Park  
Circuit Length = 1.9790 miles.  
Start: 17:21 End: 19:52

Printed - 19:55 Saturday, 02 May 2015

# 1000km for 1964-1971 World Sportscar Championship Cars

## RACE 5 - LAP CHART - Donington Park - 2/3/4 May 2015

(contd.)

Lap 91			Lap 92			Lap 93			Lap 94			Lap 95		
No	Behind	Laptime	No	Behind	Laptime	No	Behind	Laptime	No	Behind	Laptime	No	Behind	Laptime
1		1:16.624	1		1:18.257	1		1:17.399	1		1:17.274	1		1:19.364
45	9 LAPS	1:15.134	45	9 LAPS	1:14.764	45	9 LAPS	1:14.937	45	9 LAPS	1:14.892	49	4 LAPS	1:16.293
49	4 LAPS	1:15.408	49	4 LAPS	1:15.257	49	4 LAPS	1:14.954	49	4 LAPS	1:14.938	83	26 LAPS	1:25.545
42	10 LAPS	1:19.192	42	10 LAPS	1:19.948	42	10 LAPS	1:19.475	31	9 LAPS	4:15.017	31	9 LAPS	1:18.290
20	15 LAPS	1:16.338	20	15 LAPS	1:16.711	20	15 LAPS	1:16.652	42	10 LAPS	1:18.965	20	15 LAPS	1:17.975
15	11 LAPS	1:19.069	15	11 LAPS	1:19.103	15	11 LAPS	1:20.129	20	15 LAPS	1:17.594	42	10 LAPS	1:20.228
27	7 LAPS	1:19.229	4	3 LAPS	1:15.454	4	3 LAPS	1:14.471	4	3 LAPS	1:14.685	4	3 LAPS	1:13.983
4	3 LAPS	1:17.162	27	7 LAPS	1:17.912	27	7 LAPS	1:17.925	14	5 LAPS	1:12.798	14	5 LAPS	1:12.248
79	18 LAPS	1:25.894	14	5 LAPS	1:12.960	14	5 LAPS	1:13.500	15	11 LAPS	1:20.299	9	29.924	1:12.578
60	17 LAPS	1:25.923	9	45.085	1:13.823	9	39.632	1:11.946	9	36.710	1:14.352	15	11 LAPS	1:20.407
14	5 LAPS	1:14.657	79	18 LAPS	1:25.627	79	18 LAPS	1:25.844	27	7 LAPS	1:19.126	27	7 LAPS	1:17.337
9	49.519	1:12.257	60	17 LAPS	1:25.388	60	17 LAPS	1:23.886	73	9 LAPS	1:16.244	73	9 LAPS	1:18.914
83	25 LAPS	1:28.456	24	8 LAPS	1:16.712	24	8 LAPS	1:16.920	24	8 LAPS	1:16.932	24	8 LAPS	1:20.161
73	9 LAPS	1:15.965	73	9 LAPS	1:17.329	73	9 LAPS	1:16.819	79	18 LAPS	1:24.643	70	7 LAPS	1:16.707
24	8 LAPS	1:15.579	83	25 LAPS	1:30.749	70	7 LAPS	1:16.818	60	17 LAPS	1:24.327	12	8 LAPS	1:16.847
70	7 LAPS	1:18.006	70	7 LAPS	1:18.524	12	8 LAPS	1:17.598	70	7 LAPS	1:17.226	60	17 LAPS	1:23.574
12	8 LAPS	1:41.135	12	8 LAPS	1:16.921	37	12 LAPS	1:19.506	12	8 LAPS	1:16.527	45	8 LAPS	1:16.996
37	12 LAPS	1:22.281	37	12 LAPS	1:19.204	83	25 LAPS	1:26.000	37	12 LAPS	1:18.715	37	12 LAPS	1:19.624
									45	8 LAPS	1:16.727			

Weather/Track: Showers/Damp

www.mstworld.com

Page 19 of 22

Donington Park  
Circuit Length = 1.9790 miles.  
Start: 17:21 End: 19:52

Printed - 19:55 Saturday, 02 May 2015

# 1000km for 1964-1971 World Sportscar Championship Cars

## RACE 5 - LAP CHART - Donington Park - 2/3/4 May 2015

(contd.)

Lap 96			Lap 97			Lap 98			Lap 99			Lap 100		
No	Behind	Laptime	No	Behind	Laptime	No	Behind	Laptime	No	Behind	Laptime	No	Behind	Laptime
1		1:17.535	1		1:19.067	1		1:17.668	1		1:16.012	1		1:14.719
49	4 LAPS	1:15.642	83	26 LAPS	1:24.349	37	13 LAPS	1:19.549	37	13 LAPS	1:19.620	9	6.437	1:11.665
83	26 LAPS	1:25.233	14	5 LAPS	1:14.463	60	18 LAPS	1:24.487	9	9.491	1:12.692	14	5 LAPS	1:13.771
31	9 LAPS	1:18.469	9	18.597	1:13.735	14	5 LAPS	1:12.085	14	5 LAPS	1:13.960	37	13 LAPS	1:19.731
20	15 LAPS	1:17.224	31	9 LAPS	1:18.905	9	12.811	1:11.882	60	18 LAPS	1:24.219	4	3 LAPS	1:15.395
4	3 LAPS	1:15.162	4	3 LAPS	1:16.249	4	3 LAPS	1:16.707	4	3 LAPS	1:13.865	60	18 LAPS	1:23.107
14	5 LAPS	1:13.503	20	15 LAPS	1:19.484	31	9 LAPS	1:18.409	20	15 LAPS	1:16.572	20	15 LAPS	1:16.266
42	10 LAPS	1:19.796	42	10 LAPS	1:20.476	20	15 LAPS	1:18.986	31	9 LAPS	1:18.621	31	9 LAPS	1:17.922
9	23.929	1:11.540	27	7 LAPS	1:18.543	83	26 LAPS	1:25.175	42	10 LAPS	1:20.683	42	10 LAPS	1:20.655
79	19 LAPS	2:02.008	79	19 LAPS	1:27.517	42	10 LAPS	1:20.394	83	26 LAPS	1:24.760	27	7 LAPS	1:19.437
15	11 LAPS	1:19.158	15	11 LAPS	1:19.947	27	7 LAPS	1:17.357	27	7 LAPS	1:17.669	15	11 LAPS	1:18.722
27	7 LAPS	1:17.101	73	9 LAPS	1:15.416	15	11 LAPS	1:18.733	15	11 LAPS	1:18.153	83	26 LAPS	1:27.655
73	9 LAPS	1:16.006	24	8 LAPS	1:15.314	79	19 LAPS	1:28.823	73	9 LAPS	1:15.554	73	9 LAPS	1:15.707
24	8 LAPS	1:16.029	70	7 LAPS	1:16.567	73	9 LAPS	1:15.243	24	8 LAPS	1:15.183	24	8 LAPS	1:15.284
12	8 LAPS	1:17.062	12	8 LAPS	1:19.040	24	8 LAPS	1:15.119	79	19 LAPS	1:28.592	70	7 LAPS	1:16.440
70	7 LAPS	1:17.774	45	8 LAPS	1:15.079	70	7 LAPS	1:16.759	70	7 LAPS	1:16.430	12	8 LAPS	1:17.618
45	8 LAPS	1:16.069	49	3 LAPS	1:15.071	12	8 LAPS	1:15.114	12	8 LAPS	1:17.662	45	8 LAPS	1:16.537
49	3 LAPS	1:16.276				45	8 LAPS	1:14.656	45	8 LAPS	1:14.854	49	3 LAPS	1:15.159
37	12 LAPS	1:19.711				49	3 LAPS	1:15.128	49	3 LAPS	1:15.283	79	19 LAPS	1:27.011
60	17 LAPS	1:24.460												

Weather/Track: Showers/Damp

www.mstworld.com

Page 20 of 22

Donington Park  
Circuit Length = 1.9790 miles.  
Start: 17:21 End: 19:52

Printed - 19:55 Saturday, 02 May 2015

# 1000km for 1964-1971 World Sportscar Championship Cars

## RACE 5 - LAP CHART - Donington Park - 2/3/4 May 2015

(contd.)

Lap 101			Lap 102			Lap 103			Lap 104			Lap 105		
No	Behind	Laptime	No	Behind	Laptime	No	Behind	Laptime	No	Behind	Laptime	No	Behind	Laptime
1		1:15.036	9		1:13.306	9		1:12.098	9		1:13.398	9		1:27.171
9	3.065	1:11.664	1	0.517	1:16.888	1	0.563	1:12.144	4	3 LAPS	1:17.809	45	9 LAPS	1:29.737
14	5 LAPS	1:12.787	14	5 LAPS	1:13.928	14	5 LAPS	1:18.132P	37	13 LAPS	1:25.084	14	6 LAPS	2:30.797
37	13 LAPS	1:19.159	79	20 LAPS	1:26.988	4	3 LAPS	1:15.521	20	15 LAPS	1:25.200	12	9 LAPS	1:29.883
4	3 LAPS	1:17.269	4	3 LAPS	1:15.210	79	20 LAPS	1:28.075	73	9 LAPS	1:18.020	49	4 LAPS	1:29.206
20	15 LAPS	1:16.221	37	13 LAPS	1:22.185	37	13 LAPS	1:19.740	31	9 LAPS	1:26.185	42	11 LAPS	1:53.144
31	9 LAPS	1:18.907	20	15 LAPS	1:16.441	20	15 LAPS	1:16.425	27	7 LAPS	1:22.486	4	3 LAPS	1:17.037
60	18 LAPS	1:24.198	31	9 LAPS	1:24.581	31	9 LAPS	1:22.943	60	18 LAPS	1:26.977	20	15 LAPS	1:19.650
42	10 LAPS	1:20.825	60	18 LAPS	1:25.359	60	18 LAPS	1:25.023	15	11 LAPS	1:21.860	37	13 LAPS	1:23.928
27	7 LAPS	1:17.796	27	7 LAPS	1:19.510	73	9 LAPS	1:17.109	24	8 LAPS	1:21.675	73	9 LAPS	1:16.211
15	11 LAPS	1:18.445	42	10 LAPS	1:22.771	27	7 LAPS	1:19.792	70	7 LAPS	1:28.626	24	8 LAPS	1:18.938
73	9 LAPS	1:15.483	15	11 LAPS	1:19.004	42	10 LAPS	1:21.243				15	11 LAPS	1:20.457
24	8 LAPS	1:16.141	73	9 LAPS	1:14.853	15	11 LAPS	1:20.210				31	9 LAPS	1:26.988
70	7 LAPS	1:17.287	24	8 LAPS	1:17.224	24	8 LAPS	1:16.260				60	18 LAPS	1:25.952
45	8 LAPS	1:15.232	70	7 LAPS	1:16.716	70	7 LAPS	1:17.167				27	7 LAPS	1:30.213
12	8 LAPS	1:15.876	45	8 LAPS	1:15.932	45	8 LAPS	1:17.208						
49	3 LAPS	1:15.227	12	8 LAPS	1:16.090	12	8 LAPS	1:17.127						
			49	3 LAPS	1:15.687	49	3 LAPS	1:16.053						

Weather/Track: Showers/Damp

www.mstworld.com

Page 21 of 22

Donington Park  
Circuit Length = 1.9790 miles.  
Start: 17:21 End: 19:52

Printed - 19:55 Saturday, 02 May 2015

**1000km for 1964-1971 World Sportscar Championship Cars**  
**RACE 5 - LAP CHART - Donington Park - 2/3/4 May 2015**  
 (contd.)

Lap 106			Lap 107			Lap 108			Lap 109			Lap 110		
No	Behind	Laptime	No	Behind	Laptime	No	Behind	Laptime	No	Behind	Laptime	No	Behind	Laptime
9		1:14.524												
14	6 LAPS	1:16.138												
70	8 LAPS	1:19.145												
45	9 LAPS	1:18.038												
12	9 LAPS	1:18.396												
49	4 LAPS	1:18.226												
4	3 LAPS	1:17.982												
42	11 LAPS	1:27.480												
20	15 LAPS	1:18.553												
37	13 LAPS	1:21.552												
73	9 LAPS	1:15.925												
24	8 LAPS	1:16.515												
15	11 LAPS	1:18.463												
31	9 LAPS	1:20.941												
27	7 LAPS	1:23.028												
60	18 LAPS	1:26.278												

Weather/Track: Showers/Damp

**FJHRA Silverline Historic Formula Junior Rear Engined  
RACE 4 - QUALIFYING - Donington Park - 2/3/4 May 2015**

POS	NO	CL	DRIVER	NAT	CAR	TIME	LAPS	GAP	MPH
1	53	E1	Sam WILSON		Lotus 20/22	1:17.617	14		91.78
2	91	E1	Jonathon HUGHES		Brabham BT6	1:18.545	11	0.928	90.70
3	92	E1	Westie MITCHELL		DeTomaso 63	1:18.937	15	1.320	90.25
4	79	E1	Andrew HIBBERD		Lotus 22	1:19.118	15	1.501	90.04
5	78	E1	Sam SMEETH		Lotus 22	1:19.169	15	1.552	89.99
6	51	E1	Michael HIBBERD		Lotus 27	1:19.326	15	1.709	89.81
7	58	E1	Richard SMEETON		Wainer 63	1:20.079	13	2.462	88.96
8	86	E3	Steve JONES		Cooper T67	1:20.410	14	2.793	88.60
9	87	D2	Andrew WILKINSON		Lynx T3	1:20.551	15	2.934	88.44
10	55	D2	Chris DRAKE		Elva 300	1:20.620	12	3.003	88.37
11	82	E1	Andrew GARSIDE		Lotus 20	1:22.012	13	4.395	86.87
12	61	E1	Simon DIFFEY		Lotus 20	1:22.449	10	4.832	86.41
13	163	E1	Greg AUDI		Lotus 22	1:22.531	13	4.914	86.32
14	14	C2	Crispian BESLEY		Cooper T56	1:23.438	14	5.821	85.38
15	73	E1	Peter ANSTISS		Lotus 20/22	1:23.469	14	5.852	85.35
16	37	C2	Andrew TAYLOR		Cooper T56	1:24.678	14	7.061	84.13
17	93	E1	Rudolf ERNST		Brabham BT2	1:24.773	14	7.156	84.04
18	44	C2	Andrew ROBERTSON		Crossle 4F	1:24.835	13	7.218	83.97
19	66	D2	Alex MORTON		Ausper T3	1:24.845	14	7.228	83.97
20	76	E1	John REES		Lotus 22	1:25.095	13	7.478	83.72
21	137	C2	James OWEN		Elva 200	1:26.114	13	8.497	82.73
22	63	D2	Laine MARTIN		Lotus 20	1:26.182	12	8.565	82.66
23	80	E1	Phil INGLE		Lotus 20/22	1:26.941	9	9.324	81.94
24	98	E1	Chris MERRICK		Cooper T59	1:27.650	12	10.033	81.28
25	59	D2	Robin LONGDON		Lola Mk3	1:28.598	9	10.981	80.41
26	32	C2	Gilbert LENOIR		Elva 200	1:29.044	11	11.427	80.01
27	34	C2	Christopher SCHOLEY		Envoy Mk1	1:30.761	13	13.144	78.49
28	39	C1	Simon DURLING		Lotus 18	1:31.076	12	13.459	78.22
29	43	C1	Ian SIMMONDS		Envoy Mk1	1:31.711	12	14.094	77.68
30	36	E1	Tony BEST		Lotus 20/22	1:32.435	12	14.818	77.07

Cars 43 & 63 require working transponders - Regulation Q.12.2.1 refers.

A 30 second penalty will be applied if not working in the race.

These results are provisional until the conclusion of any judicial and technical matters.

Donington Park

Circuit Length = 1.9790 miles.

Start: 11:36 End: 11:56

Clerk of the Course:		Timekeeper:
----------------------	--	-------------

**FJHRA Silverline Historic Formula Junior Rear Engined  
RACE 4 - QUALIFYING LAP ANALYSIS - Donington Park - 2/3/4 May 2015**

<b>14</b>	<b>Crispian BESLEY</b>	Cooper T56
1 - 7:01.705	6 - 1:25.396	11 - 1:24.082
2 - 1:32.912	7 - 1:24.210	12 - 1:26.959
3 - 1:31.402	8 - 1:23.781	13 - 1:27.423
4 - 1:27.466	9 - <b>1:23.438</b>	14 - 1:25.070
5 - 1:25.186	10 - 1:23.720	
<b>32</b>	<b>Gilbert LENOIR</b>	Elva 200
1 - 6:49.713	6 - 1:47.969	11 - 1:46.784
2 - <b>1:29.044</b>	7 - 1:44.770	
3 - 2:15.438	8 - 1:45.671	
4 - 1:47.949	9 - 1:44.631	
5 - 1:47.647	10 - 1:44.906	
<b>34</b>	<b>Christopher SCHOLEY</b>	Envoy Mk1
1 - 6:57.272	6 - 1:36.329	11 - 1:31.538
2 - 1:37.873	7 - 1:33.595	12 - <b>1:30.761</b>
3 - 1:35.722	8 - 1:33.824	13 - 1:30.809
4 - 1:34.712	9 - 1:32.446	
5 - 1:34.244	10 - 1:31.969	
<b>36</b>	<b>Tony BEST</b>	Lotus 20/22
1 - 6:49.919	6 - 1:34.002	11 - 1:38.451
2 - 1:41.052	7 - 1:37.798	12 - 1:38.139
3 - 1:41.220	8 - <b>1:32.435</b>	
4 - 1:39.071	9 - 1:34.439	
5 - 1:35.082	10 - 1:34.267	
<b>37</b>	<b>Andrew TAYLOR</b>	Cooper T56
1 - 6:47.000	6 - 1:27.793	11 - 1:26.009
2 - 1:31.777	7 - 1:25.921	12 - 1:30.910
3 - 1:28.443	8 - <b>1:24.678</b>	13 - 1:27.793
4 - 1:27.624	9 - 1:28.022	14 - 1:25.967
5 - 1:27.566	10 - 1:30.064	
<b>39</b>	<b>Simon DURLING</b>	Lotus 18
1 - 6:56.986	6 - 1:55.555	11 - 1:31.501
2 - 2:08.749	7 - 1:41.128	12 - <b>1:31.076</b>
3 - 1:48.637	8 - 1:34.443	
4 - 1:35.557	9 - 1:31.954	
5 - 1:40.113	10 - 1:31.957	

Cars 43 & 63 require working transponders - Regulation Q.12.2.1 refers.  
A 30 second penalty will be applied if not working in the race.

**FJHRA Silverline Historic Formula Junior Rear Engined**  
**RACE 4 - QUALIFYING LAP ANALYSIS - Donington Park - 2/3/4 May 2015**  
 (contd.)

<b>43</b>	<b>Ian SIMMONDS</b>	Envoy Mk1
1 - 6:49.555	6 - 1:42.598P	11 - 1:35.013
2 - 1:41.208	7 - 2:57.194	12 - <b>1:31.711</b>
3 - 1:39.641	8 - 1:33.928	
4 - 1:39.047	9 - 1:35.669	
5 - 1:35.327	10 - 1:33.209	
<b>44</b>	<b>Andrew ROBERTSON</b>	Crossle 4F
1 - 7:04.535	6 - 1:25.938	11 - 1:26.108
2 - 1:41.432	7 - <b>1:24.835</b>	12 - 1:34.691
3 - 1:29.821	8 - 1:26.917	13 - 1:34.836
4 - 1:31.501	9 - 1:26.017	
5 - 1:27.216	10 - 1:27.020	
<b>51</b>	<b>Michael HIBBERD</b>	Lotus 27
1 - 6:08.278	6 - 1:23.349	11 - 1:21.161
2 - 1:25.668	7 - 1:21.026	12 - 1:21.065
3 - 1:24.392	8 - 1:22.228	13 - 1:26.765
4 - 1:22.893	9 - 1:19.835	14 - 1:24.332
5 - 1:23.731	10 - <b>1:19.326</b>	15 - 1:33.215
<b>53</b>	<b>Sam WILSON</b>	Lotus 20/22
1 - 6:50.803	6 - 1:17.893	11 - 1:17.921
2 - 1:24.342	7 - 1:22.215	12 - <b>1:17.617</b>
3 - 1:21.509	8 - 1:18.341	13 - 1:21.499
4 - 1:19.634	9 - 1:21.727	14 - 1:30.938P
5 - 1:19.147	10 - 1:20.052	
<b>55</b>	<b>Chris DRAKE</b>	Elva 300
1 - 6:47.346	6 - 1:21.336	11 - 1:40.602
2 - 1:29.493	7 - 1:20.744	12 - 1:34.451P
3 - 1:23.488	8 - <b>1:20.620</b>	
4 - 1:23.225	9 - 1:20.960	
5 - 1:23.325	10 - 1:21.879	
<b>58</b>	<b>Richard SMEETON</b>	Wainer 63
1 - 6:52.937	6 - 2:28.940	11 - 1:21.469
2 - 1:28.690	7 - 1:22.688	12 - 1:21.111
3 - 1:24.132	8 - 1:20.663	13 - 1:26.700
4 - 1:23.254	9 - 1:22.058	
5 - 1:25.463P	10 - <b>1:20.079</b>	

Cars 43 & 63 require working transponders - Regulation Q.12.2.1 refers.  
 A 30 second penalty will be applied if not working in the race.



**FJHRA Silverline Historic Formula Junior Rear Engined**  
**RACE 4 - QUALIFYING LAP ANALYSIS - Donington Park - 2/3/4 May 2015**  
 (contd.)

<b>59</b>	<b>Robin LONGDON</b>	Lola Mk3
1 - 6:50.599	6 - <b>1:28.598</b>	
2 - 1:38.458	7 - 1:29.992	
3 - 1:35.418	8 - 1:40.257	
4 - 1:32.533	9 - 2:00.240P	
5 - 1:30.920		
<b>61</b>	<b>Simon DIFFEY</b>	Lotus 20
1 - 7:02.244	6 - <b>1:22.449</b>	
2 - 1:31.670	7 - 1:25.855	
3 - 1:28.883	8 - 1:22.601	
4 - 1:25.561	9 - 1:22.571	
5 - 1:23.714	10 - 1:44.268P	
<b>63</b>	<b>Laine MARTIN</b>	Lotus 20
1 - 7:13.369	6 - 1:31.085	11 - 1:29.016
2 - 1:42.147	7 - 1:31.940	12 - 1:26.855
3 - 1:35.525	8 - 2:59.077	
4 - 1:31.237	9 - 1:27.439	
5 - 1:30.063	10 - <b>1:26.182</b>	
<b>66</b>	<b>Alex MORTON</b>	Ausper T3
1 - 6:34.530	6 - 1:26.962	11 - 1:25.085
2 - 1:29.124	7 - 1:27.045	12 - 1:29.409
3 - 1:42.334	8 - 1:25.482	13 - 1:27.972
4 - 1:32.084	9 - 1:25.283	14 - <b>1:24.845</b>
5 - 1:28.976	10 - 1:26.016	
<b>73</b>	<b>Peter ANSTISS</b>	Lotus 20/22
1 - 6:45.139	6 - 1:27.331	11 - 1:25.471
2 - 1:32.365	7 - 1:24.932	12 - 1:24.830
3 - 1:28.716	8 - <b>1:23.469</b>	13 - 1:26.526
4 - 1:26.327	9 - 1:23.478	14 - 1:25.097
5 - 1:24.530	10 - 1:27.003	
<b>76</b>	<b>John REES</b>	Lotus 22
1 - 7:03.362	6 - 1:27.222	11 - 1:25.427
2 - 1:37.203	7 - 1:26.506	12 - 1:28.250
3 - 1:31.632	8 - 1:25.962	13 - 1:31.113
4 - 1:32.455	9 - 1:25.847	
5 - 1:28.261	10 - <b>1:25.095</b>	

Cars 43 & 63 require working transponders - Regulation Q.12.2.1 refers.  
 A 30 second penalty will be applied if not working in the race.

**FJHRA Silverline Historic Formula Junior Rear Engined**  
**RACE 4 - QUALIFYING LAP ANALYSIS - Donington Park - 2/3/4 May 2015**  
 (contd.)

<b>78</b>	<b>Sam SMEETH</b>	Lotus 22
1 - 6:24.490	6 - 1:28.422	11 - <b>1:19.169</b>
2 - 1:24.534	7 - 1:20.520	12 - 1:19.457
3 - 1:21.071	8 - 1:25.010	13 - 1:22.463
4 - 1:23.768	9 - 1:22.659	14 - 1:21.640
5 - 1:23.861	10 - 1:22.191	15 - 1:21.420
<b>79</b>	<b>Andrew HIBBERD</b>	Lotus 22
1 - 6:04.806	6 - 1:20.959	11 - 1:19.532
2 - 1:25.494	7 - <b>1:19.118</b>	12 - 1:22.036
3 - 1:25.036	8 - 1:20.083	13 - 1:20.209
4 - 1:22.782	9 - 1:19.824	14 - 1:19.284
5 - 1:24.876	10 - 1:19.710	15 - 1:23.325P
<b>80</b>	<b>Phil INGLE</b>	Lotus 20/22
1 - 7:01.677	6 - <b>1:26.941</b>	
2 - 1:37.902	7 - 1:38.674P	
3 - 1:32.060	8 - 3:21.220	
4 - 1:30.544	9 - 1:29.457	
5 - 1:30.152		
<b>82</b>	<b>Andrew GARSIDE</b>	Lotus 20
1 - 6:51.233	6 - 1:23.173	11 - 1:22.213
2 - 2:54.279	7 - <b>1:22.012</b>	12 - 1:22.859
3 - 1:24.330	8 - 1:22.626	13 - 1:24.346
4 - 1:22.020	9 - 1:23.785	
5 - 1:24.807	10 - 1:25.459	
<b>86</b>	<b>Steve JONES</b>	Cooper T67
1 - 6:35.738	6 - 1:22.212	11 - <b>1:20.410</b>
2 - 1:28.418	7 - 1:22.688	12 - 1:20.716
3 - 1:25.575	8 - 1:25.233	13 - 1:22.198
4 - 1:24.906	9 - 1:21.526	14 - 1:25.134
5 - 1:22.865	10 - 1:22.396	
<b>87</b>	<b>Andrew WILKINSON</b>	Lynx T3
1 - 6:06.934	6 - 1:24.408	11 - 1:22.823
2 - 1:27.387	7 - 1:23.294	12 - 1:21.589
3 - 1:24.161	8 - 1:23.551	13 - 1:28.014
4 - 1:23.268	9 - 1:21.185	14 - 1:25.119
5 - 1:24.145	10 - <b>1:20.551</b>	15 - 1:22.572

Cars 43 & 63 require working transponders - Regulation Q.12.2.1 refers.  
 A 30 second penalty will be applied if not working in the race.

**FJHRA Silverline Historic Formula Junior Rear Engined**  
**RACE 4 - QUALIFYING LAP ANALYSIS - Donington Park - 2/3/4 May 2015**  
 (contd.)

<b>91</b>	<b>Jonathon HUGHES</b>	Brabham BT6
1 - 6:12.151	6 - 1:20.075	11 - 2:48.750
2 - 1:23.470	7 - <b>1:18.545</b>	
3 - 1:22.136	8 - 1:20.894	
4 - 1:20.901	9 - 1:19.484	
5 - 1:23.657	10 - 1:27.924P	
<b>92</b>	<b>Westie MITCHELL</b>	DeTomaso 63
1 - 6:25.099	6 - 1:21.115	11 - 1:19.275
2 - 1:25.314	7 - 1:21.540	12 - 1:20.746
3 - 1:20.884	8 - 1:19.456	13 - 1:21.982
4 - 1:22.783	9 - <b>1:18.937</b>	14 - 1:22.123
5 - 1:21.134	10 - 1:19.238	15 - 1:23.172
<b>93</b>	<b>Rudolf ERNST</b>	Brabham BT2
1 - 6:20.716	6 - 1:30.506	11 - 1:27.902
2 - 1:33.374	7 - 1:26.322	12 - 1:29.202
3 - 1:30.183	8 - <b>1:24.773</b>	13 - 1:29.747
4 - 1:32.089	9 - 1:24.970	14 - 1:30.154
5 - 1:31.586	10 - 1:30.827	
<b>98</b>	<b>Chris MERRICK</b>	Cooper T59
1 - 6:51.471	6 - 1:28.860	11 - 1:33.470P
2 - 1:40.013	7 - 1:29.849	12 - 2:14.360
3 - 1:37.486	8 - 1:29.172	
4 - 1:32.254	9 - 1:30.852	
5 - 1:34.167	10 - <b>1:27.650</b>	
<b>137</b>	<b>James OWEN</b>	Elva 200
1 - 6:37.500	6 - 1:27.863	11 - 1:30.584
2 - 1:33.853	7 - 1:32.035	12 - 1:26.442
3 - 1:32.049	8 - 1:27.052	13 - 1:27.379
4 - 1:30.645	9 - <b>1:26.114</b>	
5 - 1:31.886	10 - 1:43.104	
<b>163</b>	<b>Greg AUDI</b>	Lotus 22
1 - 6:55.703	6 - 1:24.103	11 - 1:26.930
2 - 1:31.625	7 - 1:23.549	12 - 1:24.487
3 - 1:25.555	8 - 1:23.108	13 - 1:44.180P
4 - 1:26.059	9 - <b>1:22.531</b>	
5 - 1:24.199	10 - 1:24.621	

Cars 43 & 63 require working transponders - Regulation Q.12.2.1 refers.  
 A 30 second penalty will be applied if not working in the race.

**FJHRA Silverline Historic Formula Junior Rear Engined  
RACE 4 - GRID - Donington Park - 2/3/4 May 2015**

ROW 15	43 SIMMONDS	36 BEST
ROW 14	34 SCHOLEY	39 DURLING
ROW 13	59 LONGDON	32 LENOIR
ROW 12	80 INGLE	98 MERRICK
ROW 11	137 OWEN	63 MARTIN
ROW 10	66 MORTON	76 REES
ROW 9	93 ERNST	44 ROBERTSON
ROW 8	73 ANSTISS	37 TAYLOR
ROW 7	163 AUDI	14 BESLEY
ROW 6	82 GARSIDE	61 DIFFEY
ROW 5	87 WILKINSON	55 DRAKE
ROW 4	58 SMEETON	86 JONES
ROW 3	78 SMEETH	51 HIBBERD
ROW 2	92 MITCHELL	79 HIBBERD
ROW 1	53 WILSON	91 HUGHES
	<b>POLE</b>	

**Cars 43 & 63 require working transponders - Regulation Q.12.2.1 refers.**

**A 30 second penalty will be applied if not working in the race.**

**These results are provisional until the conclusion of any judicial and technical matters.**

Donington Park

Circuit Length = 1.9790 miles.

Start: 11:36 End: 11:56

Clerk of the Course:

Timekeeper:

**FJHRA Silverline Historic Formula Junior Rear Engined  
RACE 14 - GRID - Donington Park - 2/3/4 May 2015**

ROW 15	43 SIMMONDS	36 BEST
ROW 14	34 SCHOLEY	39 DURLING
ROW 13	59 LONGDON	32 LENOIR
ROW 12	80 INGLE	98 MERRICK
ROW 11	137 OWEN	63 MARTIN
ROW 10	66 MORTON	76 REES
ROW 9	93 ERNST	44 ROBERTSON
ROW 8	73 ANSTISS	37 TAYLOR
ROW 7	163 AUDI	14 BESLEY
ROW 6	82 GARSIDE	61 DIFFEY
ROW 5	87 WILKINSON	55 DRAKE
ROW 4	58 SMEETON	86 JONES
ROW 3	78 SMEETH	51 HIBBERD
ROW 2	92 MITCHELL	79 HIBBERD
ROW 1	53 WILSON	91 HUGHES
	<b>POLE</b>	

**Cars 43 & 63 require working transponders - Regulation Q.12.2.1 refers.**

**A 30 second penalty will be applied if not working in the race.**

**These results are provisional until the conclusion of any judicial and technical matters.**

Donington Park

Circuit Length = 1.9790 miles.

Start: 11:36 End: 11:56

Clerk of the Course:

Timekeeper:

# FJHRA Silverline Historic Formula Junior Rear Engined

## RACE 4 - CLASSIFICATION - Donington Park - 2/3/4 May 2015

POS	NO	CL	DRIVER	NAT	CAR	TIME	LAPS	GAP	MPH	BEST
1	53	E1	Sam WILSON		Lotus 20/22	21:26.989	14		77.41	1:27.167
2	91	E1	Jonathon HUGHES		Brabham BT6	21:36.803	14	9.814	76.82	1:28.829
3	78	E1	Sam SMEETH		Lotus 22	21:54.600	14	27.611	75.78	1:28.553
4	51	E1	Michael HIBBERD		Lotus 27	22:09.137	14	42.148	74.95	1:27.205
5	58	E1	Richard SMEETON		Wainer 63	22:26.811	14	59.822	73.97	1:28.477
6	86	E3	Steve JONES		Cooper T67	22:27.925	14	1:00.936	73.91	1:29.714
7	87	D2	Andrew WILKINSON		Lynx T3	23:04.452	14	1:37.463	71.96	1:28.864
8	55	D2	Chris DRAKE		Elva 300	21:30.343	13	1 LAP	71.69	1:33.522
9	14	C2	Crispian BESLEY		Cooper T56	21:40.297	13	1 LAP	71.14	1:31.595
10	163	E1	Greg AUDI		Lotus 22	21:45.457	13	1 LAP	70.86	1:31.755
11	82	E1	Andrew GARSIDE		Lotus 20	21:46.638	13	1 LAP	70.79	1:29.806
12	66	D2	Alex MORTON		Ausper T3	21:48.651	13	1 LAP	70.68	1:32.141
13	73	E1	Peter ANSTISS		Lotus 20/22	21:51.387	13	1 LAP	70.54	1:32.605
14	61	E1	Simon DIFFEY		Lotus 20	21:51.506	13	1 LAP	70.53	1:30.262
15	37	C2	Andrew TAYLOR		Cooper T56	22:07.522	13	1 LAP	69.68	1:34.184
16	44	C2	Andrew ROBERTSON		Crossle 4F	22:30.314	13	1 LAP	68.50	1:35.903
17	93	E1	Rudolf ERNST		Brabham BT2	22:32.557	13	1 LAP	68.39	1:37.718
18	59	D2	Robin LONGDON		Lola Mk3	22:34.315	13	1 LAP	68.30	1:39.377
19	43	C1	Ian SIMMONDS		Envoy Mk1	22:59.871	13	1 LAP	67.03	1:37.702
20	80	E1	Phil INGLE		Lotus 20/22	21:27.205	12	2 LAPS	66.33	1:38.176
21	98	E1	Chris MERRICK		Cooper T59	21:42.619	12	2 LAPS	65.54	1:39.087
22	76	E1	John REES		Lotus 22	21:44.212	12	2 LAPS	65.46	1:39.660
23	34	C2	Christopher SCHOLEY		Envoy Mk1	21:46.175	12	2 LAPS	65.36	1:38.751
24	137	C2	James OWEN		Elva 200	21:46.637	12	2 LAPS	65.34	1:38.183
25	36	E1	Tony BEST		Lotus 20/22	23:06.495	12	2 LAPS	61.58	1:42.586
26	92	E1	Westie MITCHELL		DeTomaso 63	17:11.100	11	3 LAPS	75.89	1:28.730
27	32	C2	Gilbert LENOIR		Elva 200	22:19.800	11	3 LAPS	58.40	1:49.829
28	79	E1	Andrew HIBBERD		Lotus 22	14:32.342	9	5 LAPS	73.37	1:30.219
29	63	D2	Laine MARTIN		Lotus 20	17:11.330	9	5 LAPS	62.06	1:45.053
30	39	C1	Simon DURLING		Lotus 18	12:23.592	7	7 LAPS	66.91	1:39.996

### FASTEST LAP

53	E1	Sam WILSON	Lotus 20/22	1:27.167	2	81.73mph	131.53kph
87	D2	Andrew WILKINSON	Lynx T3	1:28.864	2	80.17mph	129.02kph
86	E3	Steve JONES	Cooper T67	1:29.714	2	79.41mph	127.80kph
14	C2	Crispian BESLEY	Cooper T56	1:31.595	2	77.78mph	125.17kph
43	C1	Ian SIMMONDS	Envoy Mk1	1:37.702	2	72.92mph	117.35kph

Weather/Track: Drizzle/Damp

These results are provisional until the conclusion of any judicial and technical matters.

Donington Park  
Circuit Length = 1.9790 miles.  
Start: 16:48 End: 17:09

Clerk of the Course:

Timekeeper:

**FJHRA Silverline Historic Formula Junior Rear Engined  
RACE 4 - LAP ANALYSIS - Donington Park - 2/3/4 May 2015**

<b>14</b>	<b>Crispian BESLEY</b>	Cooper T56
1 - 1:40.070	6 - 1:40.579	11 - 1:41.508
2 - <b>1:31.595</b>	7 - 1:39.706	12 - 1:47.257
3 - 1:33.640	8 - 1:41.404	13 - 1:44.855
4 - 1:36.509	9 - 1:42.624	
5 - 1:41.261	10 - 1:39.289	
<b>32</b>	<b>Gilbert LENOIR</b>	Elva 200
1 - 2:03.282	6 - 2:01.314	11 - 2:05.127
2 - <b>1:49.829</b>	7 - 1:59.765	
3 - 1:53.914	8 - 2:04.543	
4 - 2:02.270	9 - 2:10.136	
5 - 2:03.158	10 - 2:06.462	
<b>34</b>	<b>Christopher SCHOLEY</b>	Envoy Mk1
1 - 1:50.577	6 - 1:48.769	11 - 1:52.636
2 - <b>1:38.751</b>	7 - 1:49.575	12 - 1:54.740
3 - 1:41.735	8 - 1:49.079	
4 - 1:45.726	9 - 1:52.574	
5 - 1:47.083	10 - 1:54.930	
<b>36</b>	<b>Tony BEST</b>	Lotus 20/22
1 - 1:53.933	6 - 1:55.705	11 - 2:03.103
2 - <b>1:42.586</b>	7 - 1:55.093	12 - 2:02.685
3 - 1:48.279	8 - 1:56.849	
4 - 1:52.587	9 - 2:00.421	
5 - 1:53.707	10 - 2:01.547	
<b>37</b>	<b>Andrew TAYLOR</b>	Cooper T56
1 - 1:46.883	6 - 1:41.255	11 - 1:44.506
2 - <b>1:34.184</b>	7 - 1:43.198	12 - 1:45.566
3 - 1:34.898	8 - 1:41.114	13 - 1:45.423
4 - 1:37.204	9 - 1:43.270	
5 - 1:43.356	10 - 1:46.665	
<b>39</b>	<b>Simon DURLING</b>	Lotus 18
1 - 1:52.457	6 - 1:47.954	
2 - 1:41.833	7 - 1:50.959	
3 - <b>1:39.996</b>		
4 - 1:43.251		
5 - 1:47.142		

Weather/Track: Drizzle/Damp

www.mstworld.com

Page 1 of 5

Donington Park  
Circuit Length = 1.9790 miles.  
Start: 16:48 End: 17:09

Printed - 17:14 Saturday, 02 May 2015

**FJHRA Silverline Historic Formula Junior Rear Engined  
RACE 4 - LAP ANALYSIS - Donington Park - 2/3/4 May 2015  
(contd.)**

<b>43</b>	<b>Ian SIMMONDS</b>	Envoy Mk1
1 - 1:49.605	6 - 1:54.413	11 - 1:48.626
2 - <b>1:37.702</b>	7 - 1:43.452	12 - 1:48.355
3 - 1:39.427	8 - 1:44.865	13 - 1:48.874
4 - 1:41.627	9 - 1:49.102	
5 - 1:44.259	10 - 1:49.564	
<b>44</b>	<b>Andrew ROBERTSON</b>	Crossle 4F
1 - 1:42.287	6 - 1:40.284	11 - 1:48.409
2 - <b>1:35.903</b>	7 - 1:48.733	12 - 1:49.063
3 - 1:35.958	8 - 1:44.012	13 - 1:50.119
4 - 1:37.690	9 - 1:45.584	
5 - 1:46.031	10 - 1:46.241	
<b>51</b>	<b>Michael HIBBERD</b>	Lotus 27
1 - 1:33.006	6 - 1:34.930	11 - 1:36.685
2 - <b>1:27.205</b>	7 - 1:34.224	12 - 1:38.609
3 - 1:31.058	8 - 1:35.216	13 - 1:37.025
4 - 1:32.867	9 - 1:35.346	14 - 1:40.981
5 - 1:34.790	10 - 1:37.195	
<b>53</b>	<b>Sam WILSON</b>	Lotus 20/22
1 - 1:31.261	6 - 1:32.045	11 - 1:36.283
2 - <b>1:27.167</b>	7 - 1:30.939	12 - 1:34.842
3 - 1:28.082	8 - 1:30.370	13 - 1:37.997
4 - 1:28.994	9 - 1:31.654	14 - 1:34.310
5 - 1:31.101	10 - 1:31.944	
<b>55</b>	<b>Chris DRAKE</b>	Elva 300
1 - 1:50.027	6 - 1:37.672	11 - 1:53.427
2 - 1:34.187	7 - 1:36.438	12 - 1:41.127
3 - <b>1:33.522</b>	8 - 1:39.773	13 - 1:37.742
4 - 1:34.669	9 - 1:37.115	
5 - 1:37.542	10 - 1:37.102	
<b>58</b>	<b>Richard SMEETON</b>	Wainer 63
1 - 1:34.204	6 - 1:34.130	11 - 1:37.552
2 - <b>1:28.477</b>	7 - 1:34.663	12 - 1:53.450
3 - 1:29.286	8 - 1:35.250	13 - 1:40.827
4 - 1:32.810	9 - 1:36.159	14 - 1:38.027
5 - 1:34.807	10 - 1:37.169	

Weather/Track: Drizzle/Damp

www.mstworld.com

Page 2 of 5

Donington Park  
Circuit Length = 1.9790 miles.  
Start: 16:48 End: 17:09

Printed - 17:14 Saturday, 02 May 2015



**FJHRA Silverline Historic Formula Junior Rear Engined**  
**RACE 4 - LAP ANALYSIS - Donington Park - 2/3/4 May 2015**  
 (contd.)

<b>59</b>	<b>Robin LONGDON</b>	Lola Mk3
1 - 1:48.598	6 - 1:45.032	11 - 1:45.901
2 - <b>1:39.377</b>	7 - 1:43.121	12 - 1:45.424
3 - 1:40.078	8 - 1:44.055	13 - 1:45.663
4 - 1:41.317	9 - 1:44.415	
5 - 1:43.833	10 - 1:47.501	
<b>61</b>	<b>Simon DIFFEY</b>	Lotus 20
1 - 1:38.343	6 - 1:42.179	11 - 1:42.050
2 - <b>1:30.262</b>	7 - 1:41.948	12 - 1:41.195
3 - 1:32.383	8 - 1:40.241	13 - 1:40.367
4 - 1:39.289	9 - 1:41.417	
5 - 1:54.594	10 - 1:47.238	
<b>63</b>	<b>Laine MARTIN</b>	Lotus 20
1 - 1:48.676	6 - 1:50.803	
2 - <b>1:45.053</b>	7 - 1:50.061	
3 - 2:03.622	8 - 1:51.692	
4 - 1:56.548	9 - 2:11.397P	
5 - 1:53.478		
<b>66</b>	<b>Alex MORTON</b>	Ausper T3
1 - 1:42.458	6 - 1:41.372	11 - 1:44.297
2 - <b>1:32.141</b>	7 - 1:39.244	12 - 1:42.975
3 - 1:35.499	8 - 1:41.512	13 - 1:42.432
4 - 1:39.074	9 - 1:44.787	
5 - 1:39.356	10 - 1:43.504	
<b>73</b>	<b>Peter ANSTISS</b>	Lotus 20/22
1 - 1:40.767	6 - 1:41.506	11 - 1:45.237
2 - <b>1:32.605</b>	7 - 1:40.096	12 - 1:44.198
3 - 1:33.201	8 - 1:42.689	13 - 1:42.384
4 - 1:40.698	9 - 1:45.497	
5 - 1:40.045	10 - 1:42.464	
<b>76</b>	<b>John REES</b>	Lotus 22
1 - 1:46.774	6 - 1:47.702	11 - 1:55.190
2 - <b>1:39.660</b>	7 - 1:48.545	12 - 1:49.500
3 - 1:51.146	8 - 1:56.126	
4 - 1:41.482	9 - 1:48.680	
5 - 1:46.635	10 - 1:52.772	

Weather/Track: Drizzle/Damp

www.mstworld.com

Page 3 of 5

Donington Park  
 Circuit Length = 1.9790 miles.  
 Start: 16:48 End: 17:09

Printed - 17:14 Saturday, 02 May 2015

**FJHRA Silverline Historic Formula Junior Rear Engined**  
**RACE 4 - LAP ANALYSIS - Donington Park - 2/3/4 May 2015**  
 (contd.)

<b>78</b>	<b>Sam SMEETH</b>	Lotus 22
1 - 1:36.093	6 - 1:33.394	11 - 1:35.192
2 - <b>1:28.553</b>	7 - 1:34.403	12 - 1:35.553
3 - 1:30.773	8 - 1:34.804	13 - 1:34.611
4 - 1:32.402	9 - 1:35.715	14 - 1:35.123
5 - 1:32.877	10 - 1:35.107	
<b>79</b>	<b>Andrew HIBBERD</b>	Lotus 22
1 - 1:33.407	6 - 1:48.853	
2 - 1:30.599	7 - 1:37.517	
3 - <b>1:30.219</b>	8 - 1:38.345	
4 - 1:33.046	9 - 1:45.419P	
5 - 1:34.937		
<b>80</b>	<b>Phil INGLE</b>	Lotus 20/22
1 - 1:59.427	6 - 1:48.344	11 - 1:48.168
2 - <b>1:38.176</b>	7 - 1:48.152	12 - 1:46.678
3 - 1:42.143	8 - 1:47.097	
4 - 1:43.824	9 - 1:47.952	
5 - 1:47.567	10 - 1:49.677	
<b>82</b>	<b>Andrew GARSIDE</b>	Lotus 20
1 - 1:37.232	6 - 1:39.498	11 - 1:44.374
2 - <b>1:29.806</b>	7 - 1:40.228	12 - 2:06.187
3 - 1:31.553	8 - 1:39.490	13 - 1:43.884
4 - 1:36.032	9 - 1:39.706	
5 - 1:37.498	10 - 1:41.150	
<b>86</b>	<b>Steve JONES</b>	Cooper T67
1 - 1:34.596	6 - 1:36.154	11 - 1:37.682
2 - <b>1:29.714</b>	7 - 1:35.397	12 - 1:39.135
3 - 1:31.507	8 - 1:34.417	13 - 1:36.595
4 - 1:40.713	9 - 1:35.141	14 - 1:36.117
5 - 1:34.952	10 - 1:45.805	
<b>87</b>	<b>Andrew WILKINSON</b>	Lynx T3
1 - 1:35.880	6 - 1:38.195	11 - 1:44.285
2 - <b>1:28.864</b>	7 - 1:38.841	12 - 1:42.791
3 - 1:38.719	8 - 1:38.598	13 - 1:41.639
4 - 1:35.448	9 - 1:37.309	14 - 1:41.653
5 - 1:42.342	10 - 1:39.888	

Weather/Track: Drizzle/Damp

**FJHRA Silverline Historic Formula Junior Rear Engined**  
**RACE 4 - LAP ANALYSIS - Donington Park - 2/3/4 May 2015**  
 (contd.)

<b>91</b>	<b>Jonathon HUGHES</b>	Brabham BT6
1 - 1:30.702	6 - 1:30.851	11 - 1:36.080
2 - 1:29.980	7 - 1:31.785	12 - 1:35.794
3 - <b>1:28.829</b>	8 - 1:31.558	13 - 1:36.381
4 - 1:29.623	9 - 1:33.270	14 - 1:38.751
5 - 1:30.297	10 - 1:32.902	
<b>92</b>	<b>Westie MITCHELL</b>	DeTomaso 63
1 - 1:32.726	6 - 1:34.723	11 - 1:37.687
2 - <b>1:28.730</b>	7 - 1:34.431	
3 - 1:29.841	8 - 1:37.058	
4 - 1:32.655	9 - 1:34.064	
5 - 1:32.962	10 - 1:36.223	
<b>93</b>	<b>Rudolf ERNST</b>	Brabham BT2
1 - 1:51.181	6 - 1:42.195	11 - 1:45.683
2 - <b>1:37.718</b>	7 - 1:43.503	12 - 1:45.111
3 - 1:38.700	8 - 1:45.620	13 - 1:45.522
4 - 1:39.383	9 - 1:47.834	
5 - 1:41.176	10 - 1:48.931	
<b>98</b>	<b>Chris MERRICK</b>	Cooper T59
1 - 1:51.217	6 - 1:49.737	11 - 1:52.643
2 - <b>1:39.087</b>	7 - 1:45.538	12 - 1:49.910
3 - 1:39.948	8 - 1:45.745	
4 - 2:05.025	9 - 1:46.623	
5 - 1:46.146	10 - 1:51.000	
<b>137</b>	<b>James OWEN</b>	Elva 200
1 - 1:50.129	6 - 1:51.881	11 - 2:12.466
2 - <b>1:38.183</b>	7 - 1:52.808	12 - 1:50.545
3 - 1:40.251	8 - 1:47.850	
4 - 1:41.297	9 - 1:49.201	
5 - 1:43.046	10 - 1:48.980	
<b>163</b>	<b>Greg AUDI</b>	Lotus 22
1 - 1:38.816	6 - 1:40.886	11 - 1:44.033
2 - <b>1:31.755</b>	7 - 1:39.131	12 - 1:45.372
3 - 1:33.364	8 - 1:41.543	13 - 1:44.497
4 - 1:36.893	9 - 1:45.749	
5 - 1:41.216	10 - 1:42.202	

Weather/Track: Drizzle/Damp

**FJHRA Silverline Historic Formula Junior Rear Engined  
RACE 4 - LAP CHART - Donington Park - 2/3/4 May 2015**

Lap 1			Lap 2			Lap 3			Lap 4			Lap 5		
No	Behind	Laptime	No	Behind	Laptime	No	Behind	Laptime	No	Behind	Laptime	No	Behind	Laptime
91		1:30.702	53		1:27.167	53		1:28.082	53		1:28.994	53		1:31.101
53	0.559	1:31.261	51	1.783	1:27.205	91	3.001	1:28.829	91	3.630	1:29.623	91	2.826	1:30.297
92	2.024	1:32.726	91	2.254	1:29.980	92	4.787	1:29.841	92	8.448	1:32.655	63	1 LAP	1:56.548
51	2.304	1:33.006	92	3.028	1:28.730	51	4.759	1:31.058	51	8.632	1:32.867	92	10.309	1:32.962
79	2.705	1:33.407	58	4.253	1:28.477	58	5.457	1:29.286	58	9.273	1:32.810	51	12.321	1:34.790
58	3.502	1:34.204	79	5.578	1:30.599	79	7.715	1:30.219	79	11.767	1:33.046	58	12.979	1:34.807
86	3.894	1:34.596	86	5.882	1:29.714	78	8.909	1:30.773	78	12.317	1:32.402	78	14.093	1:32.877
87	5.178	1:35.880	78	6.218	1:28.553	86	9.307	1:31.507	82	19.119	1:36.032	79	15.603	1:34.937
78	5.391	1:36.093	87	6.316	1:28.864	82	12.081	1:31.553	86	21.026	1:40.713	32	1 LAP	2:02.270
82	6.530	1:37.232	82	8.610	1:29.806	61	14.478	1:32.383	87	23.407	1:35.448	86	24.877	1:34.952
61	7.641	1:38.343	61	10.177	1:30.262	87	16.953	1:38.719	61	24.773	1:39.289	82	25.516	1:37.498
163	8.114	1:38.816	163	12.143	1:31.755	163	17.425	1:33.364	163	25.324	1:36.893	87	34.648	1:42.342
14	9.368	1:40.070	14	13.237	1:31.595	14	18.795	1:33.640	14	26.310	1:36.509	163	35.439	1:41.216
73	10.065	1:40.767	73	14.944	1:32.605	73	20.063	1:33.201	73	31.767	1:40.698	14	36.470	1:41.261
44	11.585	1:42.287	66	16.171	1:32.141	66	23.588	1:35.499	66	33.668	1:39.074	73	40.711	1:40.045
66	11.756	1:42.458	44	19.762	1:35.903	44	27.638	1:35.958	44	36.334	1:37.690	66	41.923	1:39.356
76	16.072	1:46.774	37	22.639	1:34.184	37	29.455	1:34.898	55	36.901	1:34.669	55	43.342	1:37.542
37	16.181	1:46.883	55	25.786	1:34.187	55	31.226	1:33.522	37	37.665	1:37.204	61	48.266	1:54.594
59	17.896	1:48.598	76	28.006	1:39.660	43	40.224	1:39.427	93	51.478	1:39.383	37	49.920	1:43.356
63	17.974	1:48.676	43	28.879	1:37.702	93	41.089	1:38.700	43	52.857	1:41.627	44	51.264	1:46.031
43	18.903	1:49.605	59	29.547	1:39.377	59	41.543	1:40.078	59	53.866	1:41.317	93	1:01.553	1:41.176
55	19.325	1:50.027	137	29.884	1:38.183	137	42.053	1:40.251	137	54.356	1:41.297	43	1:06.015	1:44.259
137	19.427	1:50.129	93	30.471	1:37.718	98	43.742	1:39.948	34	1:01.285	1:45.726	137	1:06.301	1:43.046
34	19.875	1:50.577	34	30.900	1:38.751	34	44.553	1:41.735	39	1:02.033	1:43.251	59	1:06.598	1:43.833
93	20.479	1:51.181	98	31.876	1:39.087	39	47.776	1:39.996	76	1:03.558	1:41.482	34	1:17.267	1:47.083
98	20.515	1:51.217	63	35.301	1:45.053	76	51.070	1:51.146	80	1:08.066	1:43.824	39	1:18.074	1:47.142
39	21.755	1:52.457	39	35.862	1:41.833	80	53.236	1:42.143	98	1:19.773	2:05.025	76	1:19.092	1:46.635
36	23.231	1:53.933	36	38.091	1:42.586	36	58.288	1:48.279	36	1:21.881	1:52.587	80	1:24.532	1:47.567
80	28.725	1:59.427	80	39.175	1:38.176	63	1:10.841	2:03.622						
32	32.580	2:03.282	32	54.683	1:49.829	32	1:20.515	1:53.914						

Weather/Track: Drizzle/Damp

www.mstworld.com

Page 1 of 3

Donington Park  
Circuit Length = 1.9790 miles.  
Start: 16:48 End: 17:09

Printed - 17:13 Saturday, 02 May 2015

**FJHRA Silverline Historic Formula Junior Rear Engined**  
**RACE 4 - LAP CHART - Donington Park - 2/3/4 May 2015**  
 (contd.)

Lap 6			Lap 7			Lap 8			Lap 9			Lap 10		
No	Behind	Laptime	No	Behind	Laptime	No	Behind	Laptime	No	Behind	Laptime	No	Behind	Laptime
53		1:32.045	53		1:30.939	53		1:30.370	53		1:31.654	53		1:31.944
91	1.632	1:30.851	91	2.478	1:31.785	59	1 LAP	1:43.121	91	5.282	1:33.270	37	1 LAP	1:43.270
98	1 LAP	1:46.146	39	1 LAP	1:47.954	91	3.666	1:31.558	93	1 LAP	1:45.620	91	6.240	1:32.902
36	1 LAP	1:53.707	34	1 LAP	1:48.769	43	1 LAP	1:43.452	59	1 LAP	1:44.055	44	1 LAP	1:45.584
92	12.987	1:34.723	76	1 LAP	1:47.702	137	1 LAP	1:52.808	32	2 LAPS	1:59.765	93	1 LAP	1:47.834
51	15.206	1:34.930	80	1 LAP	1:48.344	76	1 LAP	1:48.545	43	1 LAP	1:44.865	59	1 LAP	1:44.415
58	15.064	1:34.130	92	16.479	1:34.431	34	1 LAP	1:49.575	92	25.577	1:34.064	92	29.856	1:36.223
78	15.442	1:33.394	51	18.491	1:34.224	92	23.167	1:37.058	51	27.029	1:35.346	78	30.564	1:35.107
63	1 LAP	1:53.478	58	18.788	1:34.663	51	23.337	1:35.216	78	27.401	1:35.715	51	32.280	1:37.195
86	28.986	1:36.154	78	18.906	1:34.403	78	23.340	1:34.804	58	28.173	1:36.159	58	33.398	1:37.169
79	32.411	1:48.853	98	1 LAP	1:49.737	39	1 LAP	1:50.959	137	1 LAP	1:47.850	43	1 LAP	1:49.102
82	32.969	1:39.498	86	33.444	1:35.397	58	23.668	1:35.250	34	1 LAP	1:49.079	137	1 LAP	1:49.201
87	40.798	1:38.195	36	1 LAP	1:55.705	80	1 LAP	1:48.152	86	40.978	1:35.141	32	2 LAPS	2:04.543
163	44.280	1:40.886	79	38.989	1:37.517	98	1 LAP	1:45.538	80	1 LAP	1:47.097	86	54.839	1:45.805
14	45.004	1:40.579	82	42.258	1:40.228	86	37.491	1:34.417	76	1 LAP	1:56.126	80	1 LAP	1:47.952
55	48.969	1:37.672	63	1 LAP	1:50.803	79	46.964	1:38.345	98	1 LAP	1:45.745	34	1 LAP	1:52.574
73	50.172	1:41.506	87	48.700	1:38.841	82	51.378	1:39.490	82	59.430	1:39.706	76	1 LAP	1:48.680
66	51.250	1:41.372	163	52.472	1:39.131	87	56.928	1:38.598	79	1:00.729	1:45.419P	98	1 LAP	1:46.623
32	1 LAP	2:03.158	14	53.771	1:39.706	36	1 LAP	1:55.093	87	1:02.583	1:37.309	82	1:08.636	1:41.150
61	58.400	1:42.179	55	54.468	1:36.438	163	1:03.645	1:41.543	55	1:09.332	1:37.115	87	1:10.527	1:39.888
37	59.130	1:41.255	73	59.329	1:40.096	55	1:03.871	1:39.773	14	1:15.775	1:42.624	55	1:14.490	1:37.102
44	59.503	1:40.284	66	59.555	1:39.244	14	1:04.805	1:41.404	163	1:17.740	1:45.749	14	1:23.120	1:39.289
93	1:11.703	1:42.195	61	1:09.409	1:41.948	63	1 LAP	1:50.061	66	1:23.830	1:44.787	163	1:27.998	1:42.202
59	1:19.585	1:45.032	37	1:11.389	1:43.198	66	1:10.697	1:41.512	73	1:25.491	1:45.497	66	1:35.390	1:43.504
137	1:26.137	1:51.881	44	1:17.297	1:48.733	73	1:11.648	1:42.689	36	1 LAP	1:56.849	73	1:36.011	1:42.464
43	1:28.383	1:54.413	32	1 LAP	2:01.314	61	1:19.280	1:40.241	63	1 LAP	1:51.692			
			93	1:24.267	1:43.503	37	1:22.133	1:41.114	61	1:29.043	1:41.417			
						44	1:30.939	1:44.012						

Weather/Track: Drizzle/Damp

**FJHRA Silverline Historic Formula Junior Rear Engined**  
**RACE 4 - LAP CHART - Donington Park - 2/3/4 May 2015**  
 (contd.)

Lap 11			Lap 12			Lap 13			Lap 14			Lap 15		
No	Behind	Laptime	No	Behind	Laptime	No	Behind	Laptime	No	Behind	Laptime	No	Behind	Laptime
53		1:36.283	53		1:34.842	53		1:37.997	53		1:34.310			
91	6.037	1:36.080	163	1 LAP	1:44.033	98	2 LAPS	1:52.643	80	2 LAPS	1:46.678			
61	1 LAP	1:47.238	91	6.989	1:35.794	76	2 LAPS	1:55.190	55	1 LAP	1:37.742			
37	1 LAP	1:46.665	66	1 LAP	1:44.297	14	1 LAP	1:47.257	91	9.814	1:38.751			
36	2 LAPS	2:00.421	73	1 LAP	1:45.237	137	2 LAPS	2:12.466	14	1 LAP	1:44.855			
44	1 LAP	1:46.241	61	1 LAP	1:42.050	91	5.373	1:36.381	98	2 LAPS	1:49.910			
78	29.473	1:35.192	37	1 LAP	1:44.506	163	1 LAP	1:45.372	76	2 LAPS	1:49.500			
63	2 LAPS	2:11.397P	78	30.184	1:35.553	82	1 LAP	2:06.187	163	1 LAP	1:44.497			
92	31.260	1:37.687	51	36.449	1:38.609	66	1 LAP	1:42.975	34	2 LAPS	1:54.740			
51	32.682	1:36.685	44	1 LAP	1:48.409	73	1 LAP	1:44.198	137	2 LAPS	1:50.545			
58	34.667	1:37.552	36	2 LAPS	2:01.547	61	1 LAP	1:41.195	82	1 LAP	1:43.884			
93	1 LAP	1:48.931	93	1 LAP	1:45.683	32	3 LAPS	2:06.462	66	1 LAP	1:42.432			
59	1 LAP	1:47.501	59	1 LAP	1:45.901	78	26.798	1:34.611	73	1 LAP	1:42.384			
43	1 LAP	1:49.564	58	53.275	1:53.450	37	1 LAP	1:45.566	61	1 LAP	1:40.367			
86	56.238	1:37.682	86	1:00.531	1:39.135	51	35.477	1:37.025	78	27.611	1:35.123			
137	1 LAP	1:48.980	43	1 LAP	1:48.626	44	1 LAP	1:49.063	37	1 LAP	1:45.423			
80	1 LAP	1:49.677	80	1 LAP	1:48.168	93	1 LAP	1:45.111	51	42.148	1:40.981			
82	1:16.727	1:44.374	87	1:26.478	1:42.791	59	1 LAP	1:45.424	32	3 LAPS	2:05.127			
87	1:18.529	1:44.285	34	1 LAP	1:52.636	58	56.105	1:40.827	58	59.822	1:38.027			
34	1 LAP	1:54.930	55	1:37.919	1:41.127	86	59.129	1:36.595	86	1:00.936	1:36.117			
76	1 LAP	1:52.772				36	2 LAPS	2:03.103	44	1 LAP	1:50.119			
98	1 LAP	1:51.000				43	1 LAP	1:48.355	93	1 LAP	1:45.522			
14	1:28.345	1:41.508				87	1:30.120	1:41.639	59	1 LAP	1:45.663			
32	2 LAPS	2:10.136							43	1 LAP	1:48.874			
55	1:31.634	1:53.427							87	1:37.463	1:41.653			
									36	2 LAPS	2:02.685			

Weather/Track: Drizzle/Damp

**FJHRA Silverline Historic Formula Junior Rear Engined  
RACE 14 - CLASSIFICATION - Donington Park - 2/3/4 May 2015**

POS	NO	CL	DRIVER	NAT	CAR	TIME	LAPS	GAP	MPH	BEST
1	53	E1	Sam WILSON		Lotus 20/22	21:14.323	16		89.36	1:18.268
2	79	E1	Andrew HIBBERD		Lotus 22	21:14.800	16	0.477	89.33	1:17.930
3	91	E1	Jonathon HUGHES		Brabham BT6	21:27.333	16	13.010	88.46	1:18.124
4	51	E1	Michael HIBBERD		Lotus 27	21:41.100	16	26.777	87.52	1:19.360
5	78	E1	Sam SMEETH		Lotus 22	21:42.411	16	28.088	87.43	1:19.086
6	58	E1	Richard SMEETON		Wainer 63	21:54.676	16	40.353	86.62	1:20.079
7	86	E3	Steve JONES		Cooper T67	22:09.131	16	54.808	85.67	1:21.309
8	82	E1	Andrew GARSIDE		Lotus 20	22:23.218	16	1:08.895	84.78	1:21.621
9	61	E1	Simon DIFFEY		Lotus 20	21:19.874	15	1 LAP	83.41	1:22.384
10	73	E1	Peter ANTISS		Lotus 20/22	21:28.017	15	1 LAP	82.88	1:23.650
11	66	D2	Alex MORTON		Ausper T3	21:29.859	15	1 LAP	82.76	1:23.859
12	14	C2	Crispian BESLEY		Cooper T56	21:46.975	15	1 LAP	81.68	1:25.311
13	80	E1	Phil INGLE		Lotus 20/22	21:53.915	15	1 LAP	81.24	1:24.678
14	93	E1	Rudolf ERNST		Brabham BT2	21:59.744	15	1 LAP	80.89	1:24.673
15	44	C2	Andrew ROBERTSON		Crossle 4F	22:00.119	15	1 LAP	80.86	1:25.483
16	59	D2	Robin LONGDON		Lola Mk3	22:01.015	15	1 LAP	80.81	1:24.541
17	76	E1	John REES		Lotus 22	22:08.549	15	1 LAP	80.35	1:25.328
18	63	D2	Laine MARTIN		Lotus 20	22:08.722	15	1 LAP	80.34	1:25.598
19	137	C2	James OWEN		Elva 200	22:29.705	15	1 LAP	79.09	1:27.025
20	87	D2	Andrew WILKINSON		Lynx T3	20:53.872	14	2 LAPS	79.45	1:21.765
21	34	C2	Christopher SCHOLEY		Envoy Mk1	22:25.178	14	2 LAPS	74.06	1:27.678
22	32	C2	Gilbert LENOIR		Elva 200	22:45.324	13	3 LAPS	67.75	1:42.686
23	98	E1	Chris MERRICK		Cooper T59	17:12.313	11	5 LAPS	75.80	1:27.045

**FASTEST LAP**

79	E1	Andrew HIBBERD	Lotus 22	1:17.930	12	91.42mph	147.12kph
86	E3	Steve JONES	Cooper T67	1:21.309	14	87.62mph	141.01kph
87	D2	Andrew WILKINSON	Lynx T3	1:21.765	13	87.13mph	140.22kph
14	C2	Crispian BESLEY	Cooper T56	1:25.311	7	83.51mph	134.39kph

**CARS 36, 37, 39, 43, 55, 92, 163 - NON STARTERS**

**Weather/Track: Bright/Dry**

**These results are provisional until the conclusion of any judicial and technical matters.**

Donington Park

Circuit Length = 1.9790 miles.

Start: 19:34 End: 19:55

Clerk of the Course:

Timekeeper:

**FJHRA Silverline Historic Formula Junior Rear Engined  
RACE 14 - LAP ANALYSIS - Donington Park - 2/3/4 May 2015**

<b>14</b>	<b>Crispian BESLEY</b>	Cooper T56	
1 - 1:37.125	6 - 1:26.178	11 - 1:26.610	
2 - 1:27.850	7 - <b>1:25.311</b>	12 - 1:27.649	
3 - 1:27.169	8 - 1:25.999	13 - 1:26.234	
4 - 1:25.313	9 - 1:26.150	14 - 1:27.239	
5 - 1:26.650	10 - 1:25.880	15 - 1:25.618	
<b>32</b>	<b>Gilbert LENOIR</b>	Elva 200	
1 - 1:55.987	6 - 1:43.340	11 - 1:44.806	
2 - 1:44.681	7 - 1:44.565	12 - 1:43.745	
3 - 1:45.745	8 - 1:42.722	13 - <b>1:42.686</b>	
4 - 1:45.102	9 - 1:42.857		
5 - 1:44.221	10 - 1:44.867		
<b>34</b>	<b>Christopher SCHOLEY</b>	Envoy Mk1	
1 - 1:47.274	6 - 1:29.614	11 - 2:33.276	
2 - 1:32.788	7 - 1:28.643	12 - 1:28.163	
3 - 1:35.193	8 - 1:29.182	13 - 1:32.015	
4 - 1:31.827	9 - 1:29.592	14 - 1:30.219	
5 - 1:29.714	10 - <b>1:27.678</b>		
<b>44</b>	<b>Andrew ROBERTSON</b>	Crossle 4F	
1 - 1:41.897	6 - 1:25.915	11 - 1:25.619	
2 - 1:30.408	7 - 1:27.852	12 - 1:26.959	
3 - 1:28.586	8 - 1:26.699	13 - 1:26.749	
4 - 1:27.375	9 - 1:26.738	14 - <b>1:25.483</b>	
5 - 1:27.073	10 - 1:25.904	15 - 1:26.862	
<b>51</b>	<b>Michael HIBBERD</b>	Lotus 27	
1 - 1:29.318	6 - 1:19.717	11 - 1:19.876	16 - <b>1:19.360</b>
2 - 1:23.420	7 - 1:20.639	12 - 1:24.006	
3 - 1:20.355	8 - 1:19.563	13 - 1:21.143	
4 - 1:19.582	9 - 1:20.913	14 - 1:22.660	
5 - 1:21.016	10 - 1:20.134	15 - 1:19.398	
<b>53</b>	<b>Sam WILSON</b>	Lotus 20/22	
1 - 1:26.960	6 - 1:18.691	11 - 1:18.297	16 - 1:19.367
2 - 1:22.331	7 - 1:18.315	12 - 1:19.132	
3 - 1:19.465	8 - 1:19.368	13 - 1:19.186	
4 - 1:18.323	9 - 1:19.653	14 - 1:18.420	
5 - <b>1:18.268</b>	10 - 1:19.110	15 - 1:19.437	

**CARS 36, 37, 39, 43, 55, 92, 163 - NON STARTERS**  
Weather/Track: Bright/Dry



**FJHRA Silverline Historic Formula Junior Rear Engined**  
**RACE 14 - LAP ANALYSIS - Donington Park - 2/3/4 May 2015**  
 (contd.)

<b>58</b>	<b>Richard SMEETON</b>	Wainer 63		
1 - 1:29.480	6 - 1:20.354	11 - 1:21.445	16 - 1:21.491	
2 - 1:24.348	7 - <b>1:20.079</b>	12 - 1:20.211		
3 - 1:21.582	8 - 1:20.483	13 - 1:21.644		
4 - 1:21.945	9 - 1:23.988	14 - 1:21.967		
5 - 1:21.317	10 - 1:21.592	15 - 1:22.750		
<b>59</b>	<b>Robin LONGDON</b>	Lola Mk3		
1 - 1:44.555	6 - 1:26.360	11 - 1:27.291		
2 - 1:33.339	7 - 1:26.682	12 - 1:25.488		
3 - 1:30.081	8 - 1:26.515	13 - 1:26.263		
4 - 1:27.488	9 - 1:25.737	14 - 1:24.642		
5 - 1:26.116	10 - 1:25.917	15 - <b>1:24.541</b>		
<b>61</b>	<b>Simon DIFFEY</b>	Lotus 20		
1 - 1:33.357	6 - <b>1:22.384</b>	11 - 1:27.201		
2 - 1:27.504	7 - 1:22.885	12 - 1:25.221		
3 - 1:23.799	8 - 1:25.996	13 - 1:23.290		
4 - 1:24.310	9 - 1:26.787	14 - 1:24.343		
5 - 1:22.429	10 - 1:27.577	15 - 1:22.791		
<b>63</b>	<b>Laine MARTIN</b>	Lotus 20		
1 - 1:41.228	6 - 1:26.521	11 - 1:26.100		
2 - 1:29.161	7 - 1:26.785	12 - 1:26.210		
3 - 1:28.511	8 - 1:27.999	13 - 1:25.603		
4 - 1:27.101	9 - <b>1:25.598</b>	14 - 1:39.105		
5 - 1:26.765	10 - 1:25.984	15 - 1:26.051		
<b>66</b>	<b>Alex MORTON</b>	Ausper T3		
1 - 1:38.519	6 - 1:25.055	11 - 1:24.280		
2 - 1:27.657	7 - 1:24.855	12 - 1:23.942		
3 - 1:26.682	8 - 1:24.909	13 - 1:24.614		
4 - 1:25.250	9 - 1:25.565	14 - <b>1:23.859</b>		
5 - 1:26.259	10 - 1:24.125	15 - 1:24.288		
<b>73</b>	<b>Peter ANSTISS</b>	Lotus 20/22		
1 - 1:37.524	6 - 1:25.264	11 - 1:25.826		
2 - 1:27.741	7 - 1:24.626	12 - 1:25.546		
3 - 1:26.244	8 - 1:25.131	13 - 1:24.347		
4 - 1:24.341	9 - 1:24.682	14 - <b>1:23.650</b>		
5 - 1:24.912	10 - 1:24.395	15 - 1:23.788		

CARS 36, 37, 39, 43, 55, 92, 163 - NON STARTERS  
 Weather/Track: Bright/Dry

**FJHRA Silverline Historic Formula Junior Rear Engined**  
**RACE 14 - LAP ANALYSIS - Donington Park - 2/3/4 May 2015**  
 (contd.)

<b>76</b>	<b>John REES</b>	Lotus 22			
1 -	1:45.987	6 -	1:25.366	11 -	1:27.541
2 -	1:32.090	7 -	1:26.310	12 -	1:28.124
3 -	1:27.787	8 -	1:28.223	13 -	1:28.087
4 -	1:26.793	9 -	1:27.895	14 -	1:26.659
5 -	<b>1:25.328</b>	10 -	1:26.060	15 -	1:26.299
<b>78</b>	<b>Sam SMEETH</b>	Lotus 22			
1 -	1:29.961	6 -	1:19.303	11 -	<b>1:19.086</b>
2 -	1:23.990	7 -	1:19.952	12 -	1:21.217
3 -	1:20.543	8 -	1:19.297	13 -	1:21.727
4 -	1:22.277	9 -	1:22.673	14 -	1:22.113
5 -	1:20.503	10 -	1:20.464	15 -	1:19.509
<b>79</b>	<b>Andrew HIBBERD</b>	Lotus 22			
1 -	1:28.124	6 -	1:17.987	11 -	1:19.053
2 -	1:23.179	7 -	1:18.538	12 -	<b>1:17.930</b>
3 -	1:19.618	8 -	1:18.289	13 -	1:19.516
4 -	1:18.934	9 -	1:18.655	14 -	1:18.867
5 -	1:18.419	10 -	1:20.017	15 -	1:18.059
<b>80</b>	<b>Phil INGLE</b>	Lotus 20/22			
1 -	1:42.471	6 -	1:26.532	11 -	1:26.280
2 -	1:29.261	7 -	1:28.093	12 -	1:25.538
3 -	1:27.769	8 -	1:26.911	13 -	1:25.864
4 -	1:27.040	9 -	1:26.961	14 -	1:25.193
5 -	1:26.624	10 -	<b>1:24.678</b>	15 -	1:24.700
<b>82</b>	<b>Andrew GARSIDE</b>	Lotus 20			
1 -	1:36.501	6 -	1:22.034	11 -	1:22.020
2 -	1:25.512	7 -	1:23.211	12 -	1:22.540
3 -	1:23.131	8 -	1:22.139	13 -	1:22.149
4 -	1:24.056	9 -	1:23.238	14 -	<b>1:21.621</b>
5 -	1:22.871	10 -	1:23.408	15 -	1:24.898
<b>86</b>	<b>Steve JONES</b>	Cooper T67			
1 -	1:33.116	6 -	1:21.836	11 -	1:21.797
2 -	1:26.548	7 -	1:21.950	12 -	1:21.656
3 -	1:23.160	8 -	1:21.696	13 -	1:21.944
4 -	1:22.029	9 -	1:23.273	14 -	<b>1:21.309</b>
5 -	1:22.264	10 -	1:22.000	15 -	1:23.232

CARS 36, 37, 39, 43, 55, 92, 163 - NON STARTERS  
 Weather/Track: Bright/Dry

**FJHRA Silverline Historic Formula Junior Rear Engined**  
**RACE 14 - LAP ANALYSIS - Donington Park - 2/3/4 May 2015**  
 (contd.)

<b>87</b>	<b>Andrew WILKINSON</b>	Lynx T3
1 - 1:33.185	6 - 1:22.424	11 - 1:23.012
2 - 1:27.114	7 - 1:22.655	12 - 1:23.321
3 - 1:24.060	8 - 2:28.968	13 - <b>1:21.765</b>
4 - 1:23.452	9 - 1:25.844	14 - 1:29.600
5 - 1:23.298	10 - 1:25.174	
<b>91</b>	<b>Jonathon HUGHES</b>	Brabham BT6
1 - 1:34.441	6 - <b>1:18.124</b>	11 - 1:19.490
2 - 1:22.598	7 - 1:19.037	12 - 1:20.343
3 - 1:19.147	8 - 1:18.407	13 - 1:19.341
4 - 1:20.020	9 - 1:20.153	14 - 1:19.218
5 - 1:19.721	10 - 1:18.855	15 - 1:19.006
16 - 1:19.432		
<b>93</b>	<b>Rudolf ERNST</b>	Brabham BT2
1 - 1:46.704	6 - 1:25.191	11 - 1:26.562
2 - 1:32.658	7 - 1:26.974	12 - 1:26.779
3 - 1:27.130	8 - 1:27.487	13 - 1:26.243
4 - 1:26.617	9 - 1:26.250	14 - 1:25.425
5 - 1:25.504	10 - <b>1:24.673</b>	15 - 1:25.547
<b>98</b>	<b>Chris MERRICK</b>	Cooper T59
1 - 1:47.099	6 - <b>1:27.045</b>	11 - 1:54.550P
2 - 1:33.398	7 - 1:28.815	
3 - 1:29.247	8 - 1:34.374	
4 - 1:31.004	9 - 1:28.714	
5 - 1:27.915	10 - 1:30.152	
<b>137</b>	<b>James OWEN</b>	Elva 200
1 - 1:44.901	6 - <b>1:27.025</b>	11 - 1:27.524
2 - 1:34.436	7 - 1:27.362	12 - 1:29.397
3 - 1:30.098	8 - 1:30.028	13 - 1:27.123
4 - 1:29.619	9 - 1:29.157	14 - 1:28.923
5 - 1:28.465	10 - 1:28.070	15 - 1:27.577

CARS 36, 37, 39, 43, 55, 92, 163 - NON STARTERS  
 Weather/Track: Bright/Dry

**FJHRA Silverline Historic Formula Junior Rear Engined  
RACE 14 - LAP CHART - Donington Park - 2/3/4 May 2015**

Lap 1			Lap 2			Lap 3			Lap 4			Lap 5		
No	Behind	Laptime	No	Behind	Laptime	No	Behind	Laptime	No	Behind	Laptime	No	Behind	Laptime
53		1:26.960	53		1:22.331	53		1:19.465	53		1:18.323	53		1:18.268
79	1.164	1:28.124	79	2.012	1:23.179	79	2.165	1:19.618	79	2.776	1:18.934	79	2.927	1:18.419
51	2.358	1:29.318	51	3.447	1:23.420	51	4.337	1:20.355	51	5.596	1:19.582	51	8.344	1:21.016
58	2.520	1:29.480	58	4.537	1:24.348	78	5.738	1:20.543	91	9.127	1:20.020	91	10.580	1:19.721
78	3.001	1:29.961	78	4.660	1:23.990	58	6.654	1:21.582	78	9.692	1:22.277	78	11.927	1:20.503
86	6.156	1:33.116	91	7.748	1:22.598	91	7.430	1:19.147	58	10.276	1:21.945	58	13.325	1:21.317
87	6.225	1:33.185	86	10.373	1:26.548	86	14.068	1:23.160	86	17.774	1:22.029	86	21.770	1:22.264
61	6.397	1:33.357	87	11.008	1:27.114	87	15.603	1:24.060	87	20.732	1:23.452	87	25.762	1:23.298
91	7.481	1:34.441	61	11.570	1:27.504	61	15.904	1:23.799	61	21.891	1:24.310	61	26.052	1:22.429
82	9.541	1:36.501	82	12.722	1:25.512	82	16.388	1:23.131	82	22.121	1:24.056	32	1 LAP	1:45.102
14	10.165	1:37.125	14	15.684	1:27.850	73	22.753	1:26.244	73	28.771	1:24.341	82	26.724	1:22.871
73	10.564	1:37.524	73	15.974	1:27.741	14	23.388	1:27.169	14	30.378	1:25.313	73	35.415	1:24.912
66	11.559	1:38.519	66	16.885	1:27.657	66	24.102	1:26.682	66	31.029	1:25.250	14	38.760	1:26.650
63	14.268	1:41.228	63	21.098	1:29.161	63	30.144	1:28.511	63	38.922	1:27.101	66	39.020	1:26.259
44	14.937	1:41.897	80	22.441	1:29.261	80	30.745	1:27.769	80	39.462	1:27.040	63	47.419	1:26.765
80	15.511	1:42.471	44	23.014	1:30.408	44	32.135	1:28.586	44	41.187	1:27.375	80	47.818	1:26.624
59	17.595	1:44.555	59	28.603	1:33.339	76	37.108	1:27.787	76	45.578	1:26.793	44	49.992	1:27.073
137	17.941	1:44.901	76	28.786	1:32.090	93	37.736	1:27.130	93	46.030	1:26.617	76	52.638	1:25.328
76	19.027	1:45.987	137	30.046	1:34.436	59	39.219	1:30.081	59	48.384	1:27.488	93	53.266	1:25.504
93	19.744	1:46.704	93	30.071	1:32.658	137	40.679	1:30.098	137	51.975	1:29.619	59	56.232	1:26.116
98	20.139	1:47.099	34	30.771	1:32.788	98	40.988	1:29.247	98	53.669	1:31.004	137	1:02.172	1:28.465
34	20.314	1:47.274	98	31.206	1:33.398	34	46.499	1:35.193	34	1:00.003	1:31.827	98	1:03.316	1:27.915
32	29.027	1:55.987	32	51.377	1:44.681	32	1:17.657	1:45.745				34	1:11.449	1:29.714

CARS 36, 37, 39, 43, 55, 92, 163 - NON STARTERS  
Weather/Track: Bright/Dry

**FJHRA Silverline Historic Formula Junior Rear Engined**  
**RACE 14 - LAP CHART - Donington Park - 2/3/4 May 2015**  
 (contd.)

Lap 6			Lap 7			Lap 8			Lap 9			Lap 10		
No	Behind	Laptime	No	Behind	Laptime	No	Behind	Laptime	No	Behind	Laptime	No	Behind	Laptime
53		1:18.691	53		1:18.315	53		1:19.368	53		1:19.653	53		1:19.110
79	2.223	1:17.987	79	2.446	1:18.538	137	1 LAP	1:27.362	79	0.369	1:18.655	80	1 LAP	1:26.961
51	9.370	1:19.717	34	1 LAP	1:29.614	79	1.367	1:18.289	91	10.274	1:20.153	79	1.276	1:20.017
91	10.013	1:18.124	91	10.735	1:19.037	98	1 LAP	1:28.815	137	1 LAP	1:30.028	44	1 LAP	1:26.738
78	12.539	1:19.303	51	11.694	1:20.639	91	9.774	1:18.407	51	13.149	1:20.913	93	1 LAP	1:26.250
58	14.988	1:20.354	78	14.176	1:19.952	51	11.889	1:19.563	78	17.125	1:22.673	76	1 LAP	1:27.895
86	24.915	1:21.836	58	16.752	1:20.079	34	1 LAP	1:28.643	98	1 LAP	1:34.374	59	1 LAP	1:25.737
87	29.495	1:22.424	86	28.550	1:21.950	78	14.105	1:19.297	58	22.202	1:23.988	91	10.019	1:18.855
61	29.745	1:22.384	87	33.835	1:22.655	58	17.867	1:20.483	32	2 LAPS	1:44.565	51	14.173	1:20.134
82	30.067	1:22.034	61	34.315	1:22.885	86	30.878	1:21.696	34	1 LAP	1:29.182	78	18.479	1:20.464
73	41.988	1:25.264	82	34.963	1:23.211	82	37.734	1:22.139	87	1 LAP	2:28.968	137	1 LAP	1:29.157
66	45.384	1:25.055	73	48.299	1:24.626	61	40.943	1:25.996	86	34.498	1:23.273	58	24.684	1:21.592
14	46.247	1:26.178	66	51.924	1:24.855	73	54.062	1:25.131	82	41.319	1:23.238	98	1 LAP	1:28.714
32	1 LAP	1:44.221	14	53.243	1:25.311	66	57.465	1:24.909	61	48.077	1:26.787	87	1 LAP	1:25.844
63	55.249	1:26.521	63	1:03.719	1:26.785	14	59.874	1:25.999	73	59.091	1:24.682	34	1 LAP	1:29.592
80	55.659	1:26.532	80	1:05.437	1:28.093	63	1:12.350	1:27.999	66	1:03.377	1:25.565	86	37.388	1:22.000
44	57.216	1:25.915	44	1:06.753	1:27.852	80	1:12.980	1:26.911	14	1:06.371	1:26.150	82	45.617	1:23.408
76	59.313	1:25.366	76	1:07.308	1:26.310	44	1:14.084	1:26.699	63	1:18.295	1:25.598	32	2 LAPS	1:42.722
93	59.766	1:25.191	93	1:08.425	1:26.974	76	1:16.163	1:28.223				61	56.544	1:27.577
59	1:03.901	1:26.360	59	1:12.268	1:26.682	93	1:16.544	1:27.487				73	1:04.376	1:24.395
137	1:10.506	1:27.025	32	1 LAP	1:43.340	59	1:19.415	1:26.515				66	1:08.392	1:24.125
98	1:11.670	1:27.045										14	1:13.141	1:25.880

CARS 36, 37, 39, 43, 55, 92, 163 - NON STARTERS  
 Weather/Track: Bright/Dry

Donington Park  
 Circuit Length = 1.9790 miles.  
 Start: 19:34 End: 19:55

**FJHRA Silverline Historic Formula Junior Rear Engined**  
**RACE 14 - LAP CHART - Donington Park - 2/3/4 May 2015**  
 (contd.)

Lap 11			Lap 12			Lap 13			Lap 14			Lap 15		
No	Behind	Laptime	No	Behind	Laptime	No	Behind	Laptime	No	Behind	Laptime	No	Behind	Laptime
53		1:18.297	53		1:19.132	53		1:19.186	53		1:18.420	53		1:19.437
79	2.032	1:19.053	79	0.830	1:17.930	66	1 LAP	1:23.942	79	1.607	1:18.867	79	0.229	1:18.059
63	1 LAP	1:25.984	14	1 LAP	1:26.610	79	1.160	1:19.516	73	1 LAP	1:24.347	61	1 LAP	1:24.343
80	1 LAP	1:24.678	91	12.423	1:20.343	14	1 LAP	1:27.649	66	1 LAP	1:24.614	73	1 LAP	1:23.650
44	1 LAP	1:25.904	63	1 LAP	1:26.100	91	12.578	1:19.341	91	13.376	1:19.218	66	1 LAP	1:23.859
93	1 LAP	1:24.673	80	1 LAP	1:26.280	32	3 LAPS	1:44.867	14	1 LAP	1:26.234	91	12.945	1:19.006
91	11.212	1:19.490	44	1 LAP	1:25.619	63	1 LAP	1:26.210	51	26.823	1:22.660	14	1 LAP	1:27.239
76	1 LAP	1:26.060	93	1 LAP	1:26.562	80	1 LAP	1:25.538	78	27.587	1:22.113	51	26.784	1:19.398
59	1 LAP	1:25.917	51	20.626	1:24.006	51	22.583	1:21.143	63	1 LAP	1:25.603	78	27.659	1:19.509
51	15.752	1:19.876	78	21.353	1:21.217	78	23.894	1:21.727	80	1 LAP	1:25.864	80	1 LAP	1:25.193
78	19.268	1:19.086	76	1 LAP	1:27.541	44	1 LAP	1:26.959	44	1 LAP	1:26.749	58	38.229	1:22.750
58	27.832	1:21.445	59	1 LAP	1:27.291	93	1 LAP	1:26.779	93	1 LAP	1:26.243	44	1 LAP	1:25.483
137	1 LAP	1:28.070	58	28.911	1:20.211	59	1 LAP	1:25.488	58	34.916	1:21.967	93	1 LAP	1:25.425
87	1 LAP	1:25.174	137	1 LAP	1:27.524	76	1 LAP	1:28.124	59	1 LAP	1:26.263	59	1 LAP	1:24.642
98	1 LAP	1:30.152	87	1 LAP	1:23.012	58	31.369	1:21.644	76	1 LAP	1:28.087	76	1 LAP	1:26.659
86	40.888	1:21.797	86	43.412	1:21.656	34	2 LAPS	2:33.276	32	3 LAPS	1:44.806	63	1 LAP	1:39.105
34	1 LAP	1:27.678	82	52.748	1:22.540	87	1 LAP	1:23.321	34	2 LAPS	1:28.163	86	52.854	1:23.232
82	49.340	1:22.020	61	1:11.537	1:25.221	86	46.170	1:21.944	87	1 LAP	1:21.765	87	1 LAP	1:29.600
61	1:05.448	1:27.201	98	1 LAP	1:54.550P	137	1 LAP	1:29.397	86	49.059	1:21.309	34	2 LAPS	1:32.015
32	2 LAPS	1:42.857	73	1:18.319	1:25.546	82	55.711	1:22.149	137	1 LAP	1:27.123	82	1:04.373	1:24.898
73	1:11.905	1:25.826				61	1:15.641	1:23.290	82	58.912	1:21.621	137	1 LAP	1:28.923
66	1:14.375	1:24.280										32	3 LAPS	1:43.745

CARS 36, 37, 39, 43, 55, 92, 163 - NON STARTERS  
 Weather/Track: Bright/Dry

**FJHRA Silverline Historic Formula Junior Rear Engined**  
**RACE 14 - LAP CHART - Donington Park - 2/3/4 May 2015**  
 (contd.)

Lap 16			Lap 17			Lap 18			Lap 19			Lap 20		
No	Behind	Laptime	No	Behind	Laptime	No	Behind	Laptime	No	Behind	Laptime	No	Behind	Laptime
53		1:19.367												
79	0.477	1:19.615												
61	1 LAP	1:22.791												
91	13.010	1:19.432												
73	1 LAP	1:23.788												
66	1 LAP	1:24.288												
51	26.777	1:19.360												
78	28.088	1:19.796												
14	1 LAP	1:25.618												
80	1 LAP	1:24.700												
58	40.353	1:21.491												
93	1 LAP	1:25.547												
44	1 LAP	1:26.862												
59	1 LAP	1:24.541												
76	1 LAP	1:26.299												
63	1 LAP	1:26.051												
86	54.808	1:21.321												
82	1:08.895	1:23.889												
34	2 LAPS	1:30.219												
137	1 LAP	1:27.577												
32	3 LAPS	1:42.686												

**CARS 36, 37, 39, 43, 55, 92, 163 - NON STARTERS**  
**Weather/Track: Bright/Dry**

**GT & Sports Car Cup for pre-66 GT and sportscars**  
**RACE 6 - QUALIFYING - Donington Park - 2/3/4 May 2015**

POS	NO	CL	DRIVER(S)	CAR	TIME	LAPS	GAP	MPH
1	75	GT4	Voyazides/Hadfield	AC Cobra Daytona Coupe	1:20.507	20		88.49
2	180	GT4	Watson/O'Connell	Jaguar E-type	1:20.613	18	0.106	88.37
3	74	GT4	Bryant/Bryant	AC Cobra	1:21.105	16	0.598	87.84
4	77	GT4	Warburton/Newall	Jaguar E-type	1:21.543	15	1.036	87.37
5	89	GT4	Hood/Young/Ward	Jaguar E-type	1:22.508	12	2.001	86.34
6	59	GT4	Mahmoud/Greensall	Jaguar E-type	1:22.594	19	2.087	86.25
7	90	GT4	Monteverde/Pearson	Jaguar E-type	1:22.624	11	2.117	86.22
8	83	GT4	Fisken/Verdon-Roe	Jaguar E-type	1:23.991	19	3.484	84.82
9	8	SP2	Wood/Wood	Lister Jaguar	1:24.047	17	3.540	84.76
10	88	GT4	Ketvel/Hancock	Jaguar E-type	1:24.453	15	3.946	84.35
11	95	GT4	Wakeman/P. Blakeney-Edwards/H	Lister Costin Coupe	1:24.490	19	3.983	84.32
12	96	GT3	Nyblaeus/Welch	Austin Healey 3000	1:25.029	18	4.522	83.78
13	72	GT4	Boot/Pochciol	Jaguar E-type	1:25.846	18	5.339	82.99
14	29	GT3	Ahlers/Bellinger	Morgan Plus 4 SLR	1:26.094	16	5.587	82.75
15	80	GT4	Sleep/Wykeham/Wykeham	Shelby Mustang 350GT	1:26.155	18	5.648	82.69
16	61	GT3	Orebi Gann/Lockie	Morgan Plus 4 SLR	1:26.181	18	5.674	82.66
17	55	GT3	Chiles Snr/Chiles Jnr/Ingram	Healey/Cobra	1:26.400	17	5.893	82.45
18	56	GT3	Clarkson/Smithies/Henderson	Austin Healey 3000	1:26.734	18	6.227	82.14
19	1	GT3	Welch/Le Blanc	Austin Healey 3000	1:27.120	18	6.613	81.77
20	54	GT3	Kyvalova/Hancock	Austin Healey 3000	1:27.282	17	6.775	81.62
21	42	GT2	Begbie/Barrie	TVR Grantura Mk3	1:27.465	18	6.958	81.45
22	47	GT2	Paul/Bourne	TVR Grantura Mk3	1:28.372	18	7.865	80.61
23	2	SP1	Van Der Kroft/McCaig	Cooper Bobtail	1:28.375	19	7.868	80.61
24	76	GT4	Friedrichs/Goble	Aston Martin DP 214	1:28.523	18	8.016	80.48
25	62	GT3	Kremer/Kremer	Morgan +4	1:29.505	14	8.998	79.59
26	71	GT3	Ross-Jones/Hales	Triumph TR4	1:29.662	4	9.155	79.45
27	48	GT2	Ward/Bull	TVR Grantura Mk3	1:30.721	8	10.214	78.53
28	34	GT2	Lambert/Lambert	MG B	1:31.867	15	11.360	77.55
29	69	GT3	Drabble/Drabble	Reliant Sabre Six	1:32.421	14	11.914	77.08
30	30	GT2	Aylett/Farrall	Diva GT	1:33.340	18	12.833	76.32
31	99	GT4	Scholey/Newall/Finburgh	Jaguar XK120	1:33.539	9	13.032	76.16
32	20	GT1	Garside/Weston	Lotus Elite	1:33.660	17	13.153	76.06
33	17	GT4	Henderson/Henderson	AC Cobra	1:33.701	13	13.194	76.03
34	16	GT3	Halusa/Halusa/Halusa	Ferrari 250 GT Berlinetta	1:34.941	16	14.434	75.04
35	33	GT2	Phillips/Phillips/Phillips	MG B	1:35.257	16	14.750	74.79
36	44	GT2	Hooper/Emmerling	TVR Grantura Mk3	1:35.652	18	15.145	74.48
37	36	GT4	Bridges/Fielden	AC Cobra	1:36.189	13	15.682	74.06
38	23	GT1	Wright/Clark	Porsche 356A Super	1:36.886	16	16.379	73.53
39	40	GT2	Montgomery/Montgomery	Morgan	1:43.110	8	22.603	69.09
40	15	SP2	Peeters/Wanty	Lotus XV	4:18.164	3	2:57.657	27.59

Car 74 requires a working transponder - Regulation Q.12.2.1 refers.

A 30 second penalty will be applied if not working in the race.

These results are provisional until the conclusion of any judicial and technical matters.

Donington Park

Circuit Length = 1.9790 miles.

Start: 12:06 End: 12:36

Clerk of the Course:		Timekeeper:
----------------------	--	-------------



**GT & Sports Car Cup for pre-66 GT and sportscars**  
**RACE 6 - QUALIFYING LAP ANALYSIS - Donington Park - 2/3/4 May 2015**

<b>1</b>	<b>Welch/Le Blanc</b>	Austin Healey 3000					
1 -	X:00.000	6 -	1:34.735	11 -	1:29.342	16 -	1:27.823
2 -	1:29.559	7 -	1:30.923	12 -	1:27.386	17 -	1:27.633
3 -	<b>1:27.120</b>	8 -	1:39.105P	13 -	1:30.545	18 -	1:27.413
4 -	1:27.510	9 -	3:59.876	14 -	1:32.915		
5 -	1:30.107	10 -	1:28.671	15 -	1:27.540		
<b>2</b>	<b>Van Der Kroft/McCaig</b>	Cooper Bobtail					
1 -	X:00.000	6 -	1:31.324	11 -	1:30.243	16 -	1:30.444
2 -	1:44.182	7 -	1:32.140	12 -	1:30.751	17 -	1:33.724
3 -	1:40.709	8 -	1:32.364	13 -	1:30.864	18 -	1:29.694
4 -	1:29.973	9 -	1:31.657	14 -	1:33.184	19 -	<b>1:28.375</b>
5 -	1:30.827	10 -	1:31.367	15 -	1:31.714		
<b>8</b>	<b>Wood/Wood</b>	Lister Jaguar					
1 -	X:00.000	6 -	1:24.143	11 -	1:40.270	16 -	1:35.482
2 -	1:26.169	7 -	1:32.440P	12 -	1:38.406	17 -	1:35.114
3 -	<b>1:24.047</b>	8 -	4:12.583	13 -	1:37.012		
4 -	1:24.264	9 -	1:42.610	14 -	1:35.912		
5 -	1:26.228	10 -	1:40.351	15 -	1:35.383		
<b>15</b>	<b>Peeters/Wanty</b>	Lotus XV					
1 -	X:00.000						
2 -	1:40.031P						
3 -	<b>4:18.164</b>						
<b>16</b>	<b>Halusa/Halusa/Halusa</b>	Ferrari 250 GT Berlinetta					
1 -	X:00.000	6 -	1:37.177	11 -	1:47.305	16 -	<b>1:34.941</b>
2 -	1:50.466	7 -	1:39.292P	12 -	1:40.449		
3 -	1:52.888P	8 -	3:13.159	13 -	1:40.949		
4 -	2:40.898	9 -	1:51.431	14 -	1:36.404		
5 -	1:37.323	10 -	1:48.523	15 -	1:36.568		
<b>17</b>	<b>Henderson/Henderson</b>	AC Cobra					
1 -	X:00.000	6 -	1:36.113	11 -	1:36.308		
2 -	1:39.223	7 -	1:43.534P	12 -	<b>1:33.701</b>		
3 -	1:38.065	8 -	2:56.278	13 -	1:50.195P		
4 -	1:34.379	9 -	1:38.645				
5 -	1:35.661	10 -	1:36.015				

Car 74 requires a working transponder - Regulation Q.12.2.1 refers.  
A 30 second penalty will be applied if not working in the race.

**GT & Sports Car Cup for pre-66 GT and sportscars**  
**RACE 6 - QUALIFYING LAP ANALYSIS - Donington Park - 2/3/4 May 2015**  
 (contd.)

<b>20</b>	<b>Garside/Weston</b>	Lotus Elite			
1 - X:00.000	6 - 1:37.051	11 - 1:42.923	16 - 1:40.665		
2 - 1:40.346	7 - 1:34.731	12 - 1:44.899	17 - 1:42.358		
3 - 1:35.271	8 - 1:36.174	13 - 1:43.087			
4 - <b>1:33.660</b>	9 - 1:45.472P	14 - 1:41.486			
5 - 1:34.471	10 - 3:23.659	15 - 1:42.772			
<b>23</b>	<b>Wright/Clark</b>	Porsche 356A Super			
1 - X:00.000	6 - 1:48.444	11 - 1:38.341	16 - 1:37.315		
2 - 1:50.613	7 - 1:50.902P	12 - <b>1:36.886</b>			
3 - 1:47.585	8 - 3:33.159	13 - 1:37.373			
4 - 1:41.006	9 - 1:39.134	14 - 1:37.755			
5 - 1:44.902	10 - 1:38.949	15 - 1:39.274			
<b>29</b>	<b>Ahlers/Bellinger</b>	Morgan Plus 4 SLR			
1 - X:00.000	6 - 1:27.383	11 - 2:44.102	16 - 1:42.886P		
2 - 1:28.696	7 - 1:38.073P	12 - 1:29.564			
3 - 1:31.744	8 - 5:51.929	13 - 1:28.938			
4 - 1:26.333	9 - 1:29.831	14 - 1:33.530			
5 - 1:26.931	10 - 1:38.549P	15 - <b>1:26.094</b>			
<b>30</b>	<b>Aylett/Farrall</b>	Diva GT			
1 - X:00.000	6 - 1:36.397	11 - 1:38.496	16 - 1:37.137		
2 - <b>1:33.340</b>	7 - 1:39.086	12 - 1:35.145	17 - 1:33.433		
3 - 1:33.641	8 - 1:36.306	13 - 1:46.074P	18 - 1:36.514		
4 - 1:35.154	9 - 1:36.241	14 - 3:07.207			
5 - 1:34.916	10 - 1:36.777	15 - 1:41.092			
<b>33</b>	<b>Phillips/Phillips/Phillips</b>	MG B			
1 - X:00.000	6 - 1:35.608	11 - 1:37.204	16 - 1:38.230		
2 - 2:01.189	7 - 1:43.183P	12 - 1:40.655			
3 - 2:08.319P	8 - 2:54.073	13 - 1:36.993			
4 - 3:14.962	9 - 1:41.320	14 - 1:37.633			
5 - 1:38.962	10 - 1:40.823	15 - <b>1:35.257</b>			
<b>34</b>	<b>Lambert/Lambert</b>	MG B			
1 - X:00.000	6 - 1:33.012	11 - 1:32.120			
2 - 2:01.878	7 - 1:33.592	12 - 1:35.166			
3 - 2:05.103P	8 - <b>1:31.867</b>	13 - 1:32.601			
4 - 2:49.584	9 - 1:33.458	14 - 1:31.908			
5 - 1:36.373	10 - 1:32.832	15 - 1:58.810P			

Car 74 requires a working transponder - Regulation Q.12.2.1 refers.  
 A 30 second penalty will be applied if not working in the race.

**GT & Sports Car Cup for pre-66 GT and sportscars**  
**RACE 6 - QUALIFYING LAP ANALYSIS - Donington Park - 2/3/4 May 2015**  
 (contd.)

<b>36</b>	<b>Bridges/Fielden</b>	AC Cobra			
1 - X:00.000	6 - 1:43.854	11 - 1:42.525			
2 - 1:38.834	7 - 1:40.254	12 - 1:42.552			
3 - 1:36.338	8 - 1:51.192P	13 - 1:54.697P			
4 - <b>1:36.189</b>	9 - 3:48.431				
5 - 1:41.635	10 - 1:46.363				
<b>40</b>	<b>Montgomery/Montgomery</b>	Morgan			
1 - X:00.000	6 - 1:50.935P				
2 - 1:50.139	7 - 3:02.211				
3 - 1:48.337	8 - <b>1:43.110</b>				
4 - 1:43.570					
5 - 1:45.113					
<b>42</b>	<b>Begbie/Barrie</b>	TVR Grantura Mk3			
1 - X:00.000	6 - 1:42.230P	11 - 1:34.505	16 - 1:37.536		
2 - 1:31.817	7 - 2:57.198	12 - 1:31.988	17 - 1:31.049		
3 - 1:28.457	8 - 1:33.223	13 - 1:34.410	18 - 1:29.773		
4 - <b>1:27.465</b>	9 - 1:35.027	14 - 1:34.285			
5 - 1:29.804	10 - 1:33.178	15 - 1:33.989			
<b>44</b>	<b>Hooper/Emmerling</b>	TVR Grantura Mk3			
1 - X:00.000	6 - 1:38.509	11 - 1:36.962	16 - 1:36.170		
2 - 1:41.480	7 - 1:37.911	12 - 1:37.734	17 - 1:35.904		
3 - 1:36.965	8 - 1:36.172	13 - 1:36.941	18 - 1:36.653		
4 - 1:36.294	9 - 1:43.147P	14 - 1:36.185			
5 - <b>1:35.652</b>	10 - 2:51.179	15 - 1:36.993			
<b>47</b>	<b>Paul/Bourne</b>	TVR Grantura Mk3			
1 - X:00.000	6 - 1:29.306	11 - 1:32.452	16 - 1:34.595		
2 - 1:30.961	7 - 1:29.127	12 - 1:31.145	17 - 1:34.668		
3 - 1:29.939	8 - <b>1:28.372</b>	13 - 1:32.744	18 - 1:30.798		
4 - 1:30.005	9 - 1:38.709P	14 - 1:34.124			
5 - 1:28.436	10 - 3:45.760	15 - 1:36.592			
<b>48</b>	<b>Ward/Bull</b>	TVR Grantura Mk3			
1 - X:00.000	6 - 1:33.468				
2 - 1:38.221	7 - 1:36.645				
3 - 1:34.482	8 - 1:42.237P				
4 - <b>1:30.721</b>					
5 - 1:32.340					

Car 74 requires a working transponder - Regulation Q.12.2.1 refers.  
 A 30 second penalty will be applied if not working in the race.

**GT & Sports Car Cup for pre-66 GT and sportscars**  
**RACE 6 - QUALIFYING LAP ANALYSIS - Donington Park - 2/3/4 May 2015**  
 (contd.)

<b>54</b>	<b>Kyvalova/Hancock</b>	Austin Healey 3000					
1 -	X:00.000	6 -	1:40.188P	11 -	1:37.912	16 -	1:39.109
2 -	1:32.697	7 -	4:03.164	12 -	1:39.187	17 -	1:35.456
3 -	1:28.500	8 -	1:38.991	13 -	1:39.015		
4 -	<b>1:27.282</b>	9 -	1:40.731	14 -	1:36.148		
5 -	1:27.902	10 -	1:37.968	15 -	1:40.292		
<b>55</b>	<b>Chiles Snr/Chiles Jnr/Ingram</b>	Healey/Cobra					
1 -	X:00.000	6 -	2:55.459	11 -	1:31.622	16 -	<b>1:26.400</b>
2 -	1:36.732	7 -	1:32.451	12 -	1:30.158	17 -	1:26.888
3 -	1:30.003	8 -	1:31.916	13 -	1:28.600		
4 -	1:30.237	9 -	1:42.301P	14 -	1:29.170		
5 -	1:38.192P	10 -	2:47.753	15 -	1:31.111		
<b>56</b>	<b>Clarkson/Smithies/Henderson</b>	Austin Healey 3000					
1 -	X:00.000	6 -	1:31.212	11 -	1:31.714	16 -	1:32.054
2 -	1:33.761	7 -	1:37.553P	12 -	1:33.152	17 -	1:29.727
3 -	1:30.490	8 -	2:38.457	13 -	1:31.923	18 -	<b>1:26.734</b>
4 -	1:30.556	9 -	1:31.860	14 -	1:28.978		
5 -	1:31.091	10 -	1:29.546	15 -	1:29.533		
<b>59</b>	<b>Mahmoud/Greensall</b>	Jaguar E-type					
1 -	X:00.000	6 -	1:29.076	11 -	2:49.841	16 -	1:24.998
2 -	1:29.144	7 -	1:27.589	12 -	1:26.987	17 -	1:25.200
3 -	1:26.992	8 -	1:32.021	13 -	1:25.243	18 -	1:28.463
4 -	1:28.330	9 -	1:28.601	14 -	1:27.204	19 -	<b>1:22.594</b>
5 -	1:30.249	10 -	1:35.123P	15 -	1:31.341		
<b>61</b>	<b>Orebi Gann/Lockie</b>	Morgan Plus 4 SLR					
1 -	X:00.000	6 -	1:33.209P	11 -	1:32.939	16 -	1:41.740P
2 -	1:29.678	7 -	3:22.762	12 -	1:30.933	17 -	2:45.082
3 -	1:29.819	8 -	1:35.623	13 -	1:38.620	18 -	1:34.946
4 -	1:26.744	9 -	1:33.644	14 -	1:36.217		
5 -	<b>1:26.181</b>	10 -	1:35.926	15 -	1:36.969		
<b>62</b>	<b>Kremer/Kremer</b>	Morgan +4					
1 -	X:00.000	6 -	1:39.729P	11 -	1:36.901		
2 -	1:30.379	7 -	X:00.000	12 -	1:36.711		
3 -	<b>1:29.505</b>	8 -	1:46.668	13 -	1:34.557		
4 -	1:31.850	9 -	1:38.390	14 -	1:43.491P		
5 -	1:33.628	10 -	1:37.271				

Car 74 requires a working transponder - Regulation Q.12.2.1 refers.  
 A 30 second penalty will be applied if not working in the race.

**GT & Sports Car Cup for pre-66 GT and sportscars**  
**RACE 6 - QUALIFYING LAP ANALYSIS - Donington Park - 2/3/4 May 2015**  
 (contd.)

<b>69</b>	<b>Drabble/Drabble</b>	Reliant Sabre Six			
1 - X:00.000	6 - 1:51.110P	11 - 1:34.341			
2 - 1:46.355	7 - 3:55.193P	12 - 1:34.353			
3 - 1:46.186	8 - 5:15.997	13 - <b>1:32.421</b>			
4 - 1:40.382	9 - 2:14.982	14 - 1:34.163			
5 - 1:42.473	10 - 1:34.929				
<b>71</b>	<b>Ross-Jones/Hales</b>	Triumph TR4			
1 - X:00.000					
2 - 1:33.853					
3 - 1:31.459					
4 - <b>1:29.662</b>					
<b>72</b>	<b>Boot/Pochciol</b>	Jaguar E-type			
1 - X:00.000	6 - <b>1:25.846</b>	11 - 1:33.779	16 - 1:32.814		
2 - 1:31.163	7 - 1:34.838P	12 - 1:32.685	17 - 1:30.689		
3 - 1:26.182	8 - 3:43.143	13 - 1:34.394	18 - 1:31.507		
4 - 1:28.029	9 - 1:37.611	14 - 1:32.409			
5 - 1:28.583	10 - 1:33.745	15 - 1:31.585			
<b>74</b>	<b>Bryant/Bryant</b>	AC Cobra			
1 - X:00.000	6 - 1:25.747	11 - 1:25.132	16 - <b>1:21.105</b>		
2 - 1:44.009	7 - 1:25.303	12 - 1:29.050			
3 - 1:36.601	8 - 1:22.213	13 - 1:23.291			
4 - 3:21.364P	9 - 1:26.200	14 - 1:22.421			
5 - 4:24.781	10 - 1:22.317	15 - 1:21.142			
<b>75</b>	<b>Voyazides/Hadfield</b>	AC Cobra Daytona Coupe			
1 - X:00.000	6 - 1:24.676	11 - 1:24.033	16 - 1:23.933		
2 - 1:26.097	7 - 1:24.187	12 - 1:24.198	17 - 1:22.961		
3 - 1:22.450	8 - 1:25.607	13 - 1:24.594	18 - 1:23.143		
4 - 1:25.120	9 - 1:35.452P	14 - 1:23.268	19 - <b>1:20.507</b>		
5 - 1:23.293	10 - 2:37.343	15 - 1:27.194	20 - 1:22.716		
<b>76</b>	<b>Friedrichs/Goble</b>	Aston Martin DP 214			
1 - X:00.000	6 - 1:32.024	11 - 1:32.114	16 - <b>1:28.523</b>		
2 - 1:37.608	7 - 1:32.193	12 - 1:43.703	17 - 1:29.093		
3 - 1:32.952	8 - 1:29.644	13 - 1:34.150	18 - 1:30.251		
4 - 1:32.609	9 - 1:36.786P	14 - 1:35.732			
5 - 1:30.921	10 - 2:47.007	15 - 1:30.577			

Car 74 requires a working transponder - Regulation Q.12.2.1 refers.  
 A 30 second penalty will be applied if not working in the race.

**GT & Sports Car Cup for pre-66 GT and sportscars**  
**RACE 6 - QUALIFYING LAP ANALYSIS - Donington Park - 2/3/4 May 2015**  
 (contd.)

<b>77</b>	<b>Warburton/Newall</b>	Jaguar E-type			
1 - X:00.000	6 - 1:22.369	11 - 1:29.218			
2 - 1:23.949	7 - 1:26.616	12 - 1:29.021			
3 - <b>1:21.543</b>	8 - 1:32.748P	13 - 1:27.715			
4 - 1:24.344	9 - 3:26.304	14 - 1:28.250			
5 - 1:22.896	10 - 1:32.258	15 - 1:42.791P			
<b>80</b>	<b>Sleep/Wykeham/Wykeham</b>	Shelby Mustang 350GT			
1 - X:00.000	6 - 1:44.108P	11 - 1:28.579	16 - 1:45.577		
2 - 1:41.939	7 - 2:47.477	12 - 1:30.836	17 - 1:30.851		
3 - 1:39.239	8 - 1:31.216	13 - 1:31.177	18 - <b>1:26.155</b>		
4 - 1:38.121	9 - 1:31.121	14 - 1:27.644			
5 - 1:35.663	10 - 1:29.123	15 - 1:30.286			
<b>83</b>	<b>Fisken/Verdon-Roe</b>	Jaguar E-type			
1 - X:00.000	6 - 1:25.010	11 - 1:30.080	16 - 1:26.463		
2 - 1:30.323	7 - 1:40.291P	12 - 1:25.171	17 - 1:26.069		
3 - 1:25.893	8 - 2:38.623	13 - 1:43.963	18 - 1:25.149		
4 - 1:24.746	9 - 1:28.632	14 - 1:27.188	19 - <b>1:23.991</b>		
5 - 1:28.333	10 - 1:27.773	15 - 1:28.075			
<b>88</b>	<b>Ketvel/Hancock</b>	Jaguar E-type			
1 - X:00.000	6 - 1:34.115P	11 - 1:49.192			
2 - <b>1:24.453</b>	7 - 4:54.642	12 - 1:41.263P			
3 - 1:44.253	8 - 1:49.809	13 - 2:23.009			
4 - 1:29.298	9 - 1:32.680	14 - 2:29.705P			
5 - 1:26.631	10 - 1:31.694	15 - 2:56.616			
<b>89</b>	<b>Hood/Young/Ward</b>	Jaguar E-type			
1 - X:00.000	6 - 1:40.253P	11 - 1:26.531			
2 - 1:34.381	7 - 3:11.420	12 - 1:35.617P			
3 - 1:25.051	8 - 1:29.193				
4 - <b>1:22.508</b>	9 - 1:27.007				
5 - 1:23.687	10 - 1:26.798				
<b>90</b>	<b>Monteverde/Pearson</b>	Jaguar E-type			
1 - X:00.000	6 - 1:37.592P	11 - 1:39.172P			
2 - 1:25.252	7 - 2:44.126				
3 - 1:24.591	8 - 1:27.319				
4 - 1:23.613	9 - 1:27.601				
5 - <b>1:22.624</b>	10 - 1:26.822				

Car 74 requires a working transponder - Regulation Q.12.2.1 refers.  
 A 30 second penalty will be applied if not working in the race.

**GT & Sports Car Cup for pre-66 GT and sportscars**  
**RACE 6 - QUALIFYING LAP ANALYSIS - Donington Park - 2/3/4 May 2015**  
 (contd.)

<b>95</b>	<b>Wakeman/P. Blakeney-Edwards/Hall</b>	Lister Costin Coupe			
1 - X:00.000	6 - 1:27.370	11 - 2:50.746	16 - 1:24.655		
2 - 1:36.113	7 - 1:33.341	12 - 1:27.108	17 - 1:25.555		
3 - 1:28.997	8 - 1:26.469	13 - 1:27.949	18 - 1:24.800		
4 - 1:29.687	9 - 1:33.169	14 - 1:26.324	19 - <b>1:24.490</b>		
5 - 1:30.555	10 - 1:39.690P	15 - 1:29.265			
<b>96</b>	<b>Nyblaeus/Welch</b>	Austin Healey 3000			
1 - X:00.000	6 - 3:34.133	11 - 1:35.841	16 - 1:38.888		
2 - 1:27.175	7 - 1:32.386	12 - 1:33.053	17 - 1:31.949		
3 - <b>1:25.029</b>	8 - 1:32.739	13 - 1:34.068	18 - 1:30.820		
4 - 1:26.983	9 - 1:33.377	14 - 1:32.665			
5 - 1:40.103P	10 - 1:33.189	15 - 1:32.476			
<b>99</b>	<b>Scholey/Newall/Finburgh</b>	Jaguar XK120			
1 - X:00.000	6 - 1:35.538				
2 - 1:38.162	7 - <b>1:33.539</b>				
3 - 1:37.933	8 - 1:34.153				
4 - 1:39.577P	9 - 1:53.791P				
5 - 3:04.185					
<b>180</b>	<b>Watson/O'Connell</b>	Jaguar E-type			
1 - X:00.000	6 - 1:27.301	11 - 3:14.941	16 - 1:27.923		
2 - 1:27.896	7 - 1:24.745	12 - 1:28.179	17 - 1:20.994		
3 - 1:23.560	8 - 1:24.328	13 - 1:25.570	18 - <b>1:20.613</b>		
4 - 1:34.244P	9 - 1:23.773	14 - 1:23.866			
5 - 2:39.985	10 - 1:35.510P	15 - 1:23.540			

Car 74 requires a working transponder - Regulation Q.12.2.1 refers.  
 A 30 second penalty will be applied if not working in the race.

**GT & Sports Car Cup for pre-66 GT and sportscars**  
**RACE 6 - GRID - Donington Park - 2/3/4 May 2015**

ROW  
18  
ROW  
17  
ROW  
16  
ROW  
15  
ROW  
14  
ROW  
13  
ROW  
12  
ROW  
11  
ROW  
10  
ROW  
9  
ROW  
8  
ROW  
7  
ROW  
6  
ROW  
5  
ROW  
4  
ROW  
3  
ROW  
2  
ROW  
1

40	Montgomery/Montgomery	15	Peeters/Wanty
36	Bridges/Fielden	23	Wright/Clark
33	Phillips/Phillips/Phillips	44	Hooper/Emmerling
17	Henderson/Henderson	16	Halusa/Halusa/Halusa
99	Scholey/Newall/Finburgh	20	Garside/Weston
34	Lambert/Lambert	69	Drabble/Drabble
71	Ross-Jones/Hales	48	Ward/Bull
76	Friedrichs/Goble	62	Kremer/Kremer
47	Paul/Bourne	2	Van Der Kroft/McCaig
54	Kyvalova/Hancock	42	Begbie/Barrie
56	Clarkson/Smithies/Henderson	1	Welch/Le Blanc
61	Orebi Gann/Lockie	55	Chiles Snr/Chiles Jnr/Ingram
29	Ahlers/Bellinger	80	Sleep/Wykeham/Wykeham
96	Nyblaeus/Welch	72	Boot/Pochciol
8	Wood/Wood	95	Wakeman/P. Blakeney-Edwards/Hall
90	Monteverde/Pearson	83	Fisken/Verdon-Roe
77	Warburton/Newall	59	Mahmoud/Greensall
75	Voyazides/Hadfield	74	Bryant/Bryant

**POLE**

**RESERVES: 89, 88, 30, 180**

**Car 74 requires a working transponder - Regulation Q.12.2.1 refers.**

**These results are provisional until the conclusion of any judicial and technical matters.**

Donington Park

Circuit Length = 1.9790 miles.

Start: 12:06 End: 12:36

Clerk of the Course:

Timekeeper:



# GT & Sports Car Cup for pre-66 GT and sportscars

## RACE 6 - CLASSIFICATION - Donington Park - 2/3/4 May 2015

POS	NO	CL	DRIVER(S)	CAR	TIME	LAPS	GAP	MPH	BEST
1	75	GT4	Voyazides/Hadfield	AC Cobra Daytona Coupe	1:30:58.752	59		76.98	1:20.424
2	74	GT4	Bryant/Bryant	AC Cobra	1:32:17.885	59	1:19.133	75.88	1:22.247
3	8	SP2	Wood/Nuthall	Lister Jaguar	1:32:19.498	59	1:20.746	75.86	1:21.569
4	90	GT4	Monteverde/Pearson	Jaguar E-type	1:31:35.510	58	1 LAP	75.17	1:23.354
5	1	GT3	Welch/Le Blanc	Austin Healey 3000	1:31:20.640	57	2 LAPS	74.07	1:25.589
6	29	GT3	Ahlers/Bellinger	Morgan Plus 4 SLR	1:31:27.504	57	2 LAPS	73.98	1:25.125
7	59	GT4	Mahmoud/Greensall	Jaguar E-type	1:31:34.488	57	2 LAPS	73.88	1:24.047
8	72	GT4	Boot/Pochciol	Jaguar E-type	1:31:05.371	56	3 LAPS	72.97	1:24.540
9	56	GT3	Clarkson/Smithies	Austin Healey 3000	1:31:26.556	56	3 LAPS	72.69	1:26.993
10	48	GT2	Ward/Bull	TVR Grantura Mk3	1:31:04.658	55	4 LAPS	71.68	1:26.891
11	76	GT4	Friedrichs/Goble	Aston Martin DP 214	1:32:05.417	55	4 LAPS	70.89	1:25.343
12	71	GT3	Ross Jones/Hales	Triumph TR4	1:32:14.754	55	4 LAPS	70.77	1:28.601
13	62	GT3	Kremer/Kremer	Morgan +4	1:31:28.524	54	5 LAPS	70.07	1:27.448
14	15	SP2	Peeters	Lotus XV	1:32:04.429	54	5 LAPS	69.61	1:26.196
15	36	GT4	Bridges/Fielden	AC Cobra	1:33:11.351	54	5 LAPS	68.78	1:26.464
16	61	GT3	Orebi Gann/Lockie	Morgan Plus 4 SLR	1:27:11.018	53	6 LAPS	72.16	1:26.659
17	17	GT4	Henderson/Henderson	AC Cobra	1:31:01.419	53	6 LAPS	69.11	1:24.872
18	34	GT2	Lambert/Lambert	MG B	1:32:12.937	53	6 LAPS	68.22	1:27.662
19	99	GT4	Scholey/Newall/Finburgh	Jaguar XK120	1:31:14.758	52	7 LAPS	67.64	1:31.265
20	2	SP1	Van Der Kroft	Cooper Bobtail	1:31:40.812	52	7 LAPS	67.32	1:28.450
21	44	GT2	Hooper/Emmerling	TVR Grantura Mk3	1:32:22.167	52	7 LAPS	66.82	1:32.502
22	40	GT2	Montgomery/Montgomery	Morgan	1:32:53.166	51	8 LAPS	65.17	1:30.387
23	33	GT2	Phillips/Phillips/Phillips	MG B	1:31:39.955	50	9 LAPS	64.74	1:32.072
24	23	GT1	Wright/Clark	Porsche 356A Super	1:31:16.335	49	10 LAPS	63.72	1:36.791
25	16	GT3	Halusa/Halusa	Ferrari 250 GT Berlinetta	1:32:04.953	47	12 LAPS	60.58	1:26.502
26	96	GT3	Nyblaeus/Welch	Austin Healey 3000	1:15:49.689	43	16 LAPS	67.31	1:29.207
27	42	GT2	Begbie/Barrie	TVR Grantura Mk3	1:31:05.064	43	16 LAPS	56.03	1:26.543
28	20	GT1	Garside/Weston	Lotus Elite	1:32:20.092	43	16 LAPS	55.27	1:37.381
29	80	GT4	Wykeham/Sleep	Shelby Mustang 350GT	1:08:06.479	39	20 LAPS	67.96	1:32.051
30	69	GT3	Drabble/Drabble	Reliant Sabre Six	1:32:18.059	37	22 LAPS	47.57	1:32.458
31	47	GT2	Paul/Bourne	TVR Grantura Mk3	58:23.456	33	26 LAPS	67.07	1:28.827
32	54	GT3	Kyvalova/Hancock	Austin Healey 3000	51:58.915	28	31 LAPS	63.92	1:28.180
33	77	GT4	Warburton/Newall	Jaguar E-type	45:37.261	27	32 LAPS	70.23	1:24.087
34	55	GT3	Chiles Jnr/Chiles Snr/Ingram	Austin Healey 3000	45:08.385	26	33 LAPS	68.35	1:31.268
35	83	GT4	Fisken/Verdon-Roe	Jaguar E-type	38:04.095	22	37 LAPS	68.57	1:30.165
36	95	GT4	Wakeman/P. Blakeney-Edwards	Lister Costin Coupe	35:44.364	20	39 LAPS	66.39	1:38.598

### FASTEST LAP

75	GT4	Voyazides/Hadfield	AC Cobra Daytona Coupe	1:20.424	43	88.58mph	142.56kph
8	SP2	Wood/Nuthall	Lister Jaguar	1:21.569	54	87.34mph	140.56kph
29	GT3	Ahlers/Bellinger	Morgan Plus 4 SLR	1:25.125	43	83.69mph	134.69kph
42	GT2	Begbie/Barrie	TVR Grantura Mk3	1:26.543	38	82.32mph	132.48kph
2	SP1	Van Der Kroft	Cooper Bobtail	1:28.450	48	80.54mph	129.62kph
23	GT1	Wright/Clark	Porsche 356A Super	1:36.791	43	73.60mph	118.45kph

Weather/Track: Cloud/Drying

These results are provisional until the conclusion of any judicial and technical matters.

Donington Park  
Circuit Length = 1.9790 miles.  
Start: 10:55 End: 12:26

Clerk of the Course:	Timekeeper:
----------------------	-------------

**GT & Sports Car Cup for pre-66 GT and sportscars**  
**RACE 6 - CLASSIFICATION - Donington Park - 2/3/4 May 2015**

POS	NO	CL	DRIVER(S)	CAR	TIME	LAPS	GAP	MPH	BEST
1	75	GT4	Voyazides/Hadfield	AC Cobra Daytona Coupe	1:30:58.752	59		76.98	1:20.424
2	74	GT4	Bryant/Bryant	AC Cobra	1:32:17.885	59	1:19.133	75.88	1:22.247
3	90	GT4	Monteverde/Pearson	Jaguar E-type	1:31:35.510	58	1 LAP	75.17	1:23.354
4	59	GT4	Mahmoud/Greensall	Jaguar E-type	1:31:34.488	57	2 LAPS	73.88	1:24.047
5	72	GT4	Boot/Pochciol	Jaguar E-type	1:31:05.371	56	3 LAPS	72.97	1:24.540
6	76	GT4	Friedrichs/Goble	Aston Martin DP 214	1:32:05.417	55	4 LAPS	70.89	1:25.343
7	36	GT4	Bridges/Fielden	AC Cobra	1:33:11.351	54	5 LAPS	68.78	1:26.464
8	17	GT4	Henderson/Henderson	AC Cobra	1:31:01.419	53	6 LAPS	69.11	1:24.872
9	99	GT4	Scholey/Newall/Finburgh	Jaguar XK120	1:31:14.758	52	7 LAPS	67.64	1:31.265
10	80	GT4	Wykeham/Sleep	Shelby Mustang 350GT	1:08:06.479	39	20 LAPS	67.96	1:32.051
11	77	GT4	Warburton/Newall	Jaguar E-type	45:37.261	27	32 LAPS	70.23	1:24.087
12	83	GT4	Fisken/Verdon-Roe	Jaguar E-type	38:04.095	22	37 LAPS	68.57	1:30.165
13	95	GT4	Wakeman/P. Blakeney-Edwards	Lister Costin Coupe	35:44.364	20	39 LAPS	66.39	1:38.598

**FASTEST LAP**

75	GT4	Voyazides/Hadfield	AC Cobra Daytona Coupe	1:20.424	43	88.58mph	142.56kph
----	-----	--------------------	------------------------	----------	----	----------	-----------

**Weather/Track: Cloud/Drying**

**These results are provisional until the conclusion of any judicial and technical matters.**

Donington Park  
 Circuit Length = 1.9790 miles.  
 Start: 10:55 End: 12:26

Clerk of the Course:

Timekeeper:

**GT & Sports Car Cup for pre-66 GT and sportscars**  
**RACE 6 - CLASSIFICATION - Donington Park - 2/3/4 May 2015**  
 (contd.)

POS	NO	CL	DRIVER(S)	CAR	TIME	LAPS	GAP	MPH	BEST
1	8	SP2	Wood/Nuthall	Lister Jaguar	1:32:19.498	59		75.86	1:21.569
2	15	SP2	Peeters	Lotus XV	1:32:04.429	54	5 LAPS	69.61	1:26.196
				FASTEST LAP					
8	SP2	Wood/Nuthall	Lister Jaguar	1:21.569	54	87.34mph	140.56kph		

**Weather/Track: Cloud/Drying**

**These results are provisional until the conclusion of any judicial and technical matters.**

Donington Park  
 Circuit Length = 1.9790 miles.  
 Start: 10:55 End: 12:26

Clerk of the Course:		Timekeeper:
----------------------	--	-------------

**GT & Sports Car Cup for pre-66 GT and sportscars**  
**RACE 6 - CLASSIFICATION - Donington Park - 2/3/4 May 2015**  
 (contd.)

POS	NO	CL	DRIVER(S)	CAR	TIME	LAPS	GAP	MPH	BEST
1	1	GT3	Welch/Le Blanc	Austin Healey 3000	1:31:20.640	57		74.07	1:25.589
2	29	GT3	Ahlers/Bellinger	Morgan Plus 4 SLR	1:31:27.504	57	6.864	73.98	1:25.125
3	56	GT3	Clarkson/Smithies	Austin Healey 3000	1:31:26.556	56	1 LAP	72.69	1:26.993
4	71	GT3	Ross Jones/Hales	Triumph TR4	1:32:14.754	55	2 LAPS	70.77	1:28.601
5	62	GT3	Kremer/Kremer	Morgan +4	1:31:28.524	54	3 LAPS	70.07	1:27.448
6	61	GT3	Orebi Gann/Lockie	Morgan Plus 4 SLR	1:27:11.018	53	4 LAPS	72.16	1:26.659
7	16	GT3	Halusa/Halusa	Ferrari 250 GT Berlinetta	1:32:04.953	47	10 LAPS	60.58	1:26.502
8	96	GT3	Nyblaeus/Welch	Austin Healey 3000	1:15:49.689	43	14 LAPS	67.31	1:29.207
9	69	GT3	Drabble/Drabble	Reliant Sabre Six	1:32:18.059	37	20 LAPS	47.57	1:32.458
10	54	GT3	Kyvalova/Hancock	Austin Healey 3000	51:58.915	28	29 LAPS	63.92	1:28.180
11	55	GT3	Chiles Jnr/Chiles Snr/Ingram	Austin Healey 3000	45:08.385	26	31 LAPS	68.35	1:31.268
FASTEST LAP									
29	GT3	Ahlers/Bellinger	Morgan Plus 4 SLR	1:25.125	43	83.69mph	134.69kph		

Weather/Track: Cloud/Drying

These results are provisional until the conclusion of any judicial and technical matters.

Donington Park  
 Circuit Length = 1.9790 miles.  
 Start: 10:55 End: 12:26

Clerk of the Course:		Timekeeper:
----------------------	--	-------------

**GT & Sports Car Cup for pre-66 GT and sportscars**  
**RACE 6 - CLASSIFICATION - Donington Park - 2/3/4 May 2015**  
 (contd.)

POS	NO	CL	DRIVER(S)	CAR	TIME	LAPS	GAP	MPH	BEST
1	48	GT2	Ward/Bull	TVR Grantura Mk3	1:31:04.658	55		71.68	1:26.891
2	34	GT2	Lambert/Lambert	MG B	1:32:12.937	53	2 LAPS	68.22	1:27.662
3	44	GT2	Hooper/Emmerling	TVR Grantura Mk3	1:32:22.167	52	3 LAPS	66.82	1:32.502
4	40	GT2	Montgomery/Montgomery	Morgan	1:32:53.166	51	4 LAPS	65.17	1:30.387
5	33	GT2	Phillips/Phillips/Phillips	MG B	1:31:39.955	50	5 LAPS	64.74	1:32.072
6	42	GT2	Begbie/Barrie	TVR Grantura Mk3	1:31:05.064	43	12 LAPS	56.03	1:26.543
7	47	GT2	Paul/Bourne	TVR Grantura Mk3	58:23.456	33	22 LAPS	67.07	1:28.827
FASTEST LAP									
	42	GT2	Begbie/Barrie	TVR Grantura Mk3	1:26.543	38	82.32mph	132.48kph	

Weather/Track: Cloud/Drying

These results are provisional until the conclusion of any judicial and technical matters.

Donington Park  
 Circuit Length = 1.9790 miles.  
 Start: 10:55 End: 12:26

Clerk of the Course:		Timekeeper:
----------------------	--	-------------

**GT & Sports Car Cup for pre-66 GT and sportscars**  
**RACE 6 - CLASSIFICATION - Donington Park - 2/3/4 May 2015**  
 (contd.)

POS	NO	CL	DRIVER(S)	CAR	TIME	LAPS	GAP	MPH	BEST
1	2	SP1	Van Der Kroft	Cooper Bobtail	1:31:40.812	52		67.32	1:28.450
				FASTEST LAP					
	2	SP1	Van Der Kroft	Cooper Bobtail	1:28.450	48	80.54mph	129.62kph	

**Weather/Track: Cloud/Drying**

**These results are provisional until the conclusion of any judicial and technical matters.**

Donington Park  
 Circuit Length = 1.9790 miles.  
 Start: 10:55 End: 12:26

Clerk of the Course:		Timekeeper:
----------------------	--	-------------

**GT & Sports Car Cup for pre-66 GT and sportscars**  
**RACE 6 - CLASSIFICATION - Donington Park - 2/3/4 May 2015**  
 (contd.)

POS	NO	CL	DRIVER(S)	CAR	TIME	LAPS	GAP	MPH	BEST
1	23	GT1	Wright/Clark	Porsche 356A Super	1:31:16.335	49		63.72	1:36.791
2	20	GT1	Garside/Weston	Lotus Elite	1:32:20.092	43	6 LAPS	55.27	1:37.381
FASTEST LAP									
	23	GT1	Wright/Clark	Porsche 356A Super	1:36.791	43	73.60mph	118.45kph	

**Weather/Track: Cloud/Drying**

**These results are provisional until the conclusion of any judicial and technical matters.**

Donington Park  
 Circuit Length = 1.9790 miles.  
 Start: 10:55 End: 12:26

Clerk of the Course:		Timekeeper:
----------------------	--	-------------

# GT & Sports Car Cup for pre-66 GT and sportscars

## RACE 6 - LAP ANALYSIS - Donington Park - 2/3/4 May 2015

<b>1</b>	<b>Welch/Le Blanc</b>						Austin Healey 3000					
1 -	1:55.351	11 -	1:44.014	21 -	2:29.654	31 -	1:27.794	41 -	1:26.867	51 -	1:26.613	
2 -	1:46.889	12 -	1:43.948	22 -	1:32.693	32 -	1:27.974	42 -	1:29.648	52 -	1:27.019	
3 -	1:46.240	13 -	1:45.321	23 -	1:34.449	33 -	1:30.301	43 -	1:25.728	53 -	<b>1:25.589</b>	
4 -	1:47.834	14 -	1:44.433	24 -	1:33.811	34 -	1:27.852	44 -	1:27.736	54 -	1:26.623	
5 -	1:44.323	15 -	1:44.933	25 -	1:30.250	35 -	1:28.633	45 -	1:29.749P	55 -	1:27.643	
6 -	1:45.267	16 -	1:41.043	26 -	1:31.892	36 -	1:26.919	46 -	2:04.833	56 -	1:30.707	
7 -	1:45.502	17 -	1:41.258	27 -	1:34.065	37 -	1:26.122	47 -	1:27.849	57 -	1:28.387	
8 -	1:45.765	18 -	1:39.549	28 -	1:29.805	38 -	1:29.970	48 -	1:28.691			
9 -	1:44.282	19 -	1:37.581	29 -	1:28.579	39 -	1:27.360	49 -	1:35.289			
10 -	1:44.202	20 -	1:40.963P	30 -	1:28.933	40 -	1:28.032	50 -	1:27.883			
<b>2</b>	<b>Van Der Kroft</b>						Cooper Bobtail					
1 -	2:03.955	11 -	1:53.675	21 -	1:36.718	31 -	1:35.373	41 -	1:32.434	51 -	1:28.937	
2 -	1:55.698	12 -	1:53.557	22 -	1:38.818	32 -	1:32.581	42 -	1:31.606	52 -	1:29.601	
3 -	1:56.875	13 -	1:54.434	23 -	1:34.403	33 -	1:34.965	43 -	1:33.257			
4 -	1:55.559	14 -	1:49.851	24 -	1:34.395	34 -	1:33.316	44 -	1:34.232			
5 -	1:52.808	15 -	1:56.702	25 -	1:35.397	35 -	1:41.245P	45 -	1:33.063			
6 -	1:55.438	16 -	1:47.678	26 -	1:38.964	36 -	4:28.181	46 -	1:30.720			
7 -	1:54.748	17 -	1:46.330	27 -	1:33.887	37 -	1:31.222	47 -	1:29.331			
8 -	1:53.299	18 -	1:52.365P	28 -	1:37.975	38 -	1:30.342	48 -	<b>1:28.450</b>			
9 -	1:55.482	19 -	3:09.307	29 -	1:33.415	39 -	1:30.205	49 -	1:28.797			
10 -	1:52.502	20 -	1:42.026	30 -	1:35.605	40 -	1:30.786	50 -	1:30.302			
<b>8</b>	<b>Wood/Nuthall</b>						Lister Jaguar					
1 -	1:53.850	11 -	1:43.233	21 -	1:34.872	31 -	1:24.637	41 -	1:30.359P	51 -	1:23.588	
2 -	1:48.157	12 -	1:48.374	22 -	1:29.630	32 -	1:24.960	42 -	2:25.689	52 -	1:22.820	
3 -	1:45.486	13 -	1:43.495	23 -	1:31.831	33 -	1:24.373	43 -	1:23.978	53 -	1:22.809	
4 -	1:48.236	14 -	1:44.069	24 -	1:29.117	34 -	1:24.591	44 -	1:23.720	54 -	<b>1:21.569</b>	
5 -	1:43.789	15 -	1:44.329	25 -	1:27.421	35 -	1:23.861	45 -	1:23.144	55 -	1:21.995	
6 -	1:44.676	16 -	1:42.160	26 -	1:29.115	36 -	1:23.955	46 -	1:25.591	56 -	1:24.263	
7 -	1:45.372	17 -	1:38.988	27 -	1:25.123	37 -	1:28.252	47 -	1:22.780	57 -	1:24.735	
8 -	1:48.465	18 -	1:39.338	28 -	1:26.381	38 -	1:25.551	48 -	1:21.907	58 -	1:22.217	
9 -	1:43.937	19 -	1:43.923P	29 -	1:26.425	39 -	1:26.072	49 -	1:22.465	59 -	1:23.858	
10 -	1:44.730	20 -	2:32.861	30 -	1:25.551	40 -	1:31.040	50 -	1:21.785			
<b>15</b>	<b>Peeters</b>						Lotus XV					
1 -	2:54.876	11 -	1:52.309	21 -	1:40.142	31 -	1:30.197	41 -	1:27.060	51 -	1:26.765	
2 -	1:57.653	12 -	1:50.466	22 -	1:37.282	32 -	1:30.105	42 -	1:27.049	52 -	1:28.847	
3 -	1:55.569	13 -	1:50.303	23 -	1:34.797	33 -	1:31.016	43 -	1:30.252	53 -	1:33.311	
4 -	1:56.456	14 -	1:50.503	24 -	1:34.328	34 -	1:31.097	44 -	1:29.763	54 -	1:28.043	
5 -	1:56.558	15 -	1:50.474	25 -	1:34.812	35 -	1:27.979	45 -	1:27.851			
6 -	1:53.438	16 -	1:52.603P	26 -	1:33.768	36 -	1:28.703	46 -	1:26.433			
7 -	1:58.400	17 -	3:09.158	27 -	1:30.039	37 -	1:33.664P	47 -	1:28.829			
8 -	1:53.349	18 -	1:45.614	28 -	1:28.601	38 -	2:45.276	48 -	<b>1:26.196</b>			
9 -	1:53.205	19 -	1:42.973	29 -	1:31.537	39 -	1:28.724	49 -	1:27.256			
10 -	1:54.870	20 -	1:40.320	30 -	1:29.973	40 -	1:28.658	50 -	1:26.979			

Weather/Track: Cloud/Drying

www.mstworld.com

Page 1 of 9

Donington Park  
Circuit Length = 1.9790 miles.  
Start: 10:55 End: 12:26

Printed - 12:32 Sunday, 03 May 2015



**GT & Sports Car Cup for pre-66 GT and sportscars**  
**RACE 6 - LAP ANALYSIS - Donington Park - 2/3/4 May 2015**  
 (contd.)

<b>16</b>	<b>Halusa/Halusa</b>	<b>Ferrari 250 GT Berlinetta</b>				
1 - 2:34.406	11 - 1:56.296	21 - 1:36.178	31 - 2:38.546	41 - 1:27.091		
2 - 2:02.682	12 - 1:49.683	22 - 1:32.829	32 - 1:35.802	42 - 1:27.681		
3 - 1:57.529	13 - 1:49.546	23 - 1:34.119	33 - 1:32.663	43 - 1:27.764		
4 - 1:59.700	14 - 1:45.355	24 - 1:34.983	34 - 1:34.372	44 - 1:28.262		
5 - 1:59.458	15 - 1:47.095	25 - 1:34.207	35 - 1:33.564	45 - <b>1:26.502</b>		
6 - 1:59.034	16 - 1:44.109	26 - 1:34.556	36 - 1:27.983	46 - X:00.000		
7 - 2:07.737P	17 - 1:40.577	27 - 1:31.533	37 - 1:26.661	47 - 1:55.054		
8 - 3:08.941	18 - 1:40.064	28 - 1:31.926	38 - 1:28.108			
9 - 2:57.566	19 - 1:41.239	29 - 1:30.928	39 - 1:28.723			
10 - 1:59.068	20 - 1:37.940	30 - 1:37.866P	40 - 1:27.347			
<b>17</b>	<b>Henderson/Henderson</b>	<b>AC Cobra</b>				
1 - 2:30.920	11 - 1:51.762	21 - 1:43.550	31 - 1:29.971	41 - 1:28.897	51 - 1:27.538	
2 - 1:55.616	12 - 1:52.048	22 - 1:41.546	32 - 1:33.420	42 - 1:26.359	52 - 1:28.129	
3 - 1:55.099	13 - 1:58.872P	23 - 1:43.555	33 - 1:30.563	43 - 1:26.344	53 - 1:25.354	
4 - 1:53.476	14 - 3:23.975	24 - 1:38.714	34 - 1:29.389	44 - 1:27.671		
5 - 1:54.680	15 - 1:58.056	25 - 1:37.913	35 - 1:30.121	45 - 1:26.262		
6 - 1:55.115	16 - 1:51.253	26 - 1:35.818	36 - 1:27.681	46 - 1:25.202		
7 - 1:53.794	17 - 1:51.600	27 - 1:39.589	37 - 1:27.917	47 - 1:25.801		
8 - 1:53.318	18 - 1:49.327	28 - 1:37.647	38 - 1:25.536	48 - 1:25.126		
9 - 1:56.416	19 - 1:49.339	29 - 1:46.409P	39 - 1:26.781	49 - 1:28.018		
10 - 1:53.300	20 - 1:44.277	30 - 2:29.981	40 - <b>1:24.872</b>	50 - 1:27.502		
<b>20</b>	<b>Garside/Weston</b>	<b>Lotus Elite</b>				
1 - 5:28.339P	11 - 1:58.064P	21 - 2:45.087	31 - <b>1:37.381</b>	41 - 1:40.029		
2 - 3:18.534P	12 - 4:03.312	22 - 1:46.218	32 - 1:37.596	42 - 1:39.981		
3 - 9:25.430	13 - 1:49.881	23 - 1:39.077	33 - 1:37.806	43 - 1:40.488		
4 - 2:14.100	14 - 1:46.859	24 - 1:38.080	34 - 1:39.553			
5 - 2:16.921	15 - 1:50.924	25 - 1:39.514	35 - 1:38.540			
6 - 2:02.788	16 - 1:46.590	26 - 1:40.077	36 - 1:39.303			
7 - 1:58.687	17 - 1:48.658	27 - 1:38.583	37 - 1:39.766			
8 - 2:04.150	18 - 1:45.415	28 - 1:38.921	38 - 1:39.249			
9 - 2:01.881	19 - 1:44.639	29 - 1:39.426	39 - 1:38.444			
10 - 1:54.028	20 - 1:48.713P	30 - 1:39.808	40 - 1:39.252			
<b>23</b>	<b>Wright/Clark</b>	<b>Porsche 356A Super</b>				
1 - 2:41.950	11 - 2:00.744	21 - 1:46.248	31 - 1:44.135	41 - 1:38.298		
2 - 1:57.726	12 - 1:57.393	22 - 1:45.460	32 - 1:49.115P	42 - 1:38.601		
3 - 1:55.808	13 - 2:03.299P	23 - 1:44.323	33 - 2:50.034	43 - <b>1:36.791</b>		
4 - 1:59.162	14 - 3:22.967	24 - 1:43.130	34 - 1:44.278	44 - 1:37.252		
5 - 1:57.886	15 - 1:59.966	25 - 1:45.393	35 - 1:40.113	45 - 1:37.091		
6 - 1:56.876	16 - 1:57.585	26 - 1:46.582	36 - 1:38.149	46 - 1:38.896		
7 - 1:55.664	17 - 1:55.202	27 - 1:41.939	37 - 1:39.096	47 - 1:36.968		
8 - 2:00.632	18 - 1:51.496	28 - 1:44.837	38 - 1:38.404	48 - 1:40.982		
9 - 1:57.889	19 - 1:48.659	29 - 1:43.637	39 - 1:37.585	49 - 1:39.951		
10 - 1:56.119	20 - 1:49.027	30 - 1:45.131	40 - 1:37.866			

Weather/Track: Cloud/Drying

www.mstworld.com

Page 2 of 9

Donington Park  
 Circuit Length = 1.9790 miles.  
 Start: 10:55 End: 12:26

Printed - 12:32 Sunday, 03 May 2015

**GT & Sports Car Cup for pre-66 GT and sportscars**  
**RACE 6 - LAP ANALYSIS - Donington Park - 2/3/4 May 2015**  
 (contd.)

<b>29</b>	<b>Ahlers/Bellinger</b>					<b>Morgan Plus 4 SLR</b>					
1 - 1:56.411	11 - 1:44.789	21 - 1:43.828P	31 - 1:26.402	41 - 1:25.492	51 - 1:27.654	2 - 1:49.469	12 - 1:47.083	22 - 2:16.934	32 - 1:30.197	42 - 1:25.795	52 - 1:27.088
3 - 1:52.739	13 - 1:43.567	23 - 1:32.132	33 - 1:29.584	43 - <b>1:25.125</b>	53 - 1:28.416	4 - 1:48.508	14 - 1:43.462	24 - 1:34.135	34 - 1:27.258	44 - 1:28.419	54 - 1:27.355
5 - 1:47.392	15 - 1:43.579	25 - 1:28.075	35 - 1:29.294	45 - 1:25.319	55 - 1:28.054	6 - 1:45.752	16 - 1:42.091	26 - 1:28.596	36 - 1:27.176	46 - 1:25.578	56 - 1:29.096
7 - 1:45.998	17 - 1:41.153	27 - 1:28.511	37 - 1:27.059	47 - 1:34.112P	57 - 1:27.807	8 - 1:47.348	18 - 1:41.402	28 - 1:30.445	38 - 1:27.109	48 - 2:12.636	
9 - 1:45.574	19 - 1:38.101	29 - 1:31.306	39 - 1:27.892	49 - 1:29.702		10 - 1:46.325	20 - 1:37.779	30 - 1:26.438	40 - 1:29.438	50 - 1:29.525	
<b>33</b>	<b>Phillips/Phillips/Phillips</b>					<b>MG B</b>					
1 - 2:57.720	11 - 2:06.316	21 - 1:41.482	31 - 1:40.370P	41 - 1:34.077		2 - 2:13.279	12 - 2:06.946	22 - 1:38.829	32 - 2:40.616	42 - 1:33.422	
3 - 2:11.379	13 - 2:14.403P	23 - 1:40.802	33 - 1:38.403	43 - 1:34.069		4 - 2:10.073	14 - 3:02.361	24 - 1:39.579	34 - 1:36.876	44 - 1:33.735	
5 - 2:09.131	15 - 1:59.565	25 - 1:38.986	35 - 1:34.801	45 - 1:34.465		6 - 2:09.105	16 - 1:49.750	26 - 1:38.667	36 - 1:33.542	46 - 1:33.789	
7 - 2:08.452	17 - 1:46.076	27 - 1:39.256	37 - 1:32.566	47 - 1:35.404		8 - 2:06.727	18 - 1:44.732	28 - 1:37.223	38 - <b>1:32.072</b>	48 - 1:34.832	
9 - 2:08.312	19 - 1:38.129	29 - 1:35.357	39 - 1:33.997	49 - 1:34.294		10 - 2:08.923	20 - 1:41.038	30 - 1:37.658	40 - 1:33.580	50 - 1:34.789	
<b>34</b>	<b>Lambert/Lambert</b>					<b>MG B</b>					
1 - 2:04.559	11 - 1:48.513	21 - 2:57.615	31 - 1:32.199	41 - 1:29.726	51 - 1:29.818	2 - 1:51.519	12 - 1:51.190	22 - 1:50.641	32 - 1:30.261	42 - 1:30.130	52 - 1:30.393
3 - 1:53.188	13 - 1:48.104	23 - 1:53.018	33 - 1:30.407	43 - 1:29.061	53 - 1:29.604	4 - 1:50.277	14 - 1:48.438	24 - 1:49.011	34 - 1:29.564	44 - 1:28.620	
5 - 1:51.138	15 - 2:01.046P	25 - 1:57.133P	35 - 1:30.276	45 - <b>1:27.662</b>		6 - 1:50.119	16 - 3:44.724	26 - 2:41.293	36 - 1:29.564	46 - 1:28.891	
7 - 1:49.145	17 - 1:43.957	27 - 1:33.911	37 - 1:33.092	47 - 1:28.542		8 - 1:48.577	18 - 1:40.556	28 - 1:33.731	38 - 1:32.844	48 - 1:30.425	
9 - 1:48.380	19 - 1:38.484	29 - 1:31.379	39 - 1:29.441	49 - 1:29.984		10 - 1:48.430	20 - 1:46.224P	30 - 1:30.699	40 - 1:28.736	50 - 1:28.698	
<b>36</b>	<b>Bridges/Fielden</b>					<b>AC Cobra</b>					
1 - 2:48.160	11 - 1:53.508	21 - 1:38.390	31 - 1:30.836	41 - 1:27.827	51 - 1:28.558	2 - 1:55.714	12 - 1:55.033	22 - 1:35.033	32 - 1:31.109	42 - 1:27.739	52 - 1:32.971
3 - 1:56.799	13 - 1:53.132	23 - 1:35.210	33 - 1:33.095	43 - 1:26.900	53 - 1:39.702	4 - 1:55.600	14 - 1:51.067	24 - 1:36.382	34 - 1:31.794	44 - 1:29.120	54 - 2:19.770P
5 - 1:56.235	15 - 1:53.851	25 - 1:37.290	35 - 1:33.141	45 - 1:27.142		6 - 1:54.345	16 - 1:47.408	26 - 1:35.013	36 - 1:32.137	46 - <b>1:26.464</b>	
7 - 1:54.666	17 - 1:51.433P	27 - 1:31.955	37 - 1:36.975P	47 - 1:26.770		8 - 1:53.731	18 - 2:54.402	28 - 1:30.841	38 - 2:34.152	48 - 1:27.066	
9 - 1:55.320	19 - 1:46.913	29 - 1:29.245	39 - 1:28.989	49 - 1:27.353		10 - 1:54.323	20 - 1:38.245	30 - 1:31.836	40 - 1:32.703	50 - 1:27.958	

Weather/Track: Cloud/Drying

www.mstworld.com

Page 3 of 9

Donington Park  
 Circuit Length = 1.9790 miles.  
 Start: 10:55 End: 12:26

Printed - 12:32 Sunday, 03 May 2015

**GT & Sports Car Cup for pre-66 GT and sportscars**  
**RACE 6 - LAP ANALYSIS - Donington Park - 2/3/4 May 2015**  
 (contd.)

<b>40</b>	<b>Montgomery/Montgomery</b>					<b>Morgan</b>	
1 - 2:43.687	11 - 1:51.704	21 - 1:48.780	31 - 1:43.557	41 - 1:31.379	51 - 1:56.760P		
2 - 1:56.650	12 - 1:49.754	22 - 1:47.064	32 - 1:55.144P	42 - 1:31.051			
3 - 1:55.636	13 - 1:53.668P	23 - 1:45.889	33 - 3:02.376	43 - 1:30.633			
4 - 1:55.017	14 - 3:34.264	24 - 1:45.350	34 - 1:35.839	44 - 1:31.903			
5 - 1:51.930	15 - 2:22.708	25 - 1:45.704	35 - 1:32.200	45 - 1:32.565			
6 - 1:52.402	16 - 1:53.982	26 - 1:45.127	36 - 1:33.004	46 - 1:31.976			
7 - 1:51.007	17 - 1:53.124	27 - 1:44.331	37 - 1:32.459	47 - 1:31.787			
8 - 1:50.437	18 - 1:52.058	28 - 1:46.604	38 - 1:32.312	48 - 1:31.100			
9 - 1:51.813	19 - 1:53.399	29 - 1:44.960	39 - 1:30.950	49 - 1:30.618			
10 - 1:49.792	20 - 1:50.704	30 - 1:45.382	40 - 1:32.239	50 - <b>1:30.387</b>			
<b>42</b>	<b>Begbie/Barrie</b>					<b>TVR Grantura Mk3</b>	
1 - 1:58.979	11 - 1:48.146	21 - 1:37.275	31 - X:00.000P	41 - 1:28.719			
2 - 1:49.548	12 - 1:48.308	22 - 1:35.872	32 - 3:23.225	42 - 1:28.082			
3 - 1:51.855	13 - 1:48.077	23 - 1:41.370	33 - 1:30.142	43 - 1:27.022			
4 - 1:48.881	14 - 1:46.549	24 - 1:33.244	34 - 1:29.589				
5 - 1:49.131	15 - 1:50.204P	25 - 1:46.194	35 - 1:27.995				
6 - 1:50.598	16 - 2:38.533	26 - 1:32.738	36 - 1:27.469				
7 - 1:50.885	17 - 1:51.156	27 - 1:33.419	37 - 1:29.942				
8 - 1:48.803	18 - 1:46.131	28 - 1:32.474	38 - <b>1:26.543</b>				
9 - 1:49.478	19 - 1:44.802	29 - 1:33.956	39 - 1:26.816				
10 - 1:48.397	20 - 1:38.163	30 - 1:31.445	40 - 1:27.242				
<b>44</b>	<b>Hooper/Emmerling</b>					<b>TVR Grantura Mk3</b>	
1 - 2:35.839	11 - 1:55.535	21 - 1:44.273	31 - 1:32.642	41 - 1:35.073	51 - 1:36.403		
2 - 1:58.997	12 - 1:53.092	22 - 1:40.804	32 - 1:34.455	42 - 1:34.418	52 - 1:34.098		
3 - 1:58.714	13 - 1:53.254	23 - 1:39.937	33 - 1:34.455	43 - 1:34.204			
4 - 1:59.793	14 - 1:52.540	24 - 1:39.211	34 - <b>1:32.502</b>	44 - 1:40.518			
5 - 1:58.799	15 - 1:51.365	25 - 1:36.452	35 - 1:40.280P	45 - 1:38.058			
6 - 1:59.478	16 - 1:59.025P	26 - 1:37.074	36 - 2:40.646	46 - 1:35.087			
7 - 1:56.190	17 - 2:51.836	27 - 1:34.912	37 - 1:37.269	47 - 1:35.901			
8 - 1:59.156	18 - 1:47.321	28 - 1:35.340	38 - 1:37.999	48 - 1:33.830			
9 - 1:58.331	19 - 1:45.184	29 - 1:34.245	39 - 1:38.649	49 - 1:33.679			
10 - 1:55.202	20 - 1:43.501	30 - 1:34.514	40 - 1:36.514	50 - 1:35.573			
<b>47</b>	<b>Paul/Bourne</b>					<b>TVR Grantura Mk3</b>	
1 - 2:03.180	6 - 1:53.607	11 - 1:52.650	16 - 1:50.066	21 - 2:32.735	26 - 1:32.031	31 - 1:30.904	
2 - 1:52.445	7 - 1:53.077	12 - 1:54.491	17 - 1:48.487	22 - 1:37.420	27 - 1:32.809	32 - 1:30.923	
3 - 1:55.118	8 - 1:52.093	13 - 1:52.267	18 - 1:49.085	23 - 1:33.238	28 - 1:29.591	33 - 1:40.117P	
4 - 1:52.805	9 - 1:51.302	14 - 1:51.605	19 - 1:45.241	24 - 1:32.154	29 - <b>1:28.827</b>		
5 - 1:52.261	10 - 1:51.245	15 - 1:53.336	20 - 1:47.643P	25 - 1:31.300	30 - 1:29.403		

Weather/Track: Cloud/Drying

www.mstworld.com

Page 4 of 9

Donington Park  
 Circuit Length = 1.9790 miles.  
 Start: 10:55 End: 12:26

Printed - 12:32 Sunday, 03 May 2015

**GT & Sports Car Cup for pre-66 GT and sportscars**  
**RACE 6 - LAP ANALYSIS - Donington Park - 2/3/4 May 2015**  
 (contd.)

<b>48</b>	<b>Ward/Bull</b>	<b>TVR Grantura Mk3</b>				
1 - 2:01.650	11 - 1:50.739	21 - 3:00.970	31 - 1:30.591	41 - 1:28.130	51 - 1:28.022	
2 - 1:50.491	12 - 1:47.215	22 - 1:32.992	32 - 1:29.812	42 - 1:28.743	52 - 1:29.601	
3 - 1:50.518	13 - 1:48.014	23 - 1:30.027	33 - 1:27.528	43 - 1:27.827	53 - 1:29.026	
4 - 1:48.269	14 - 1:46.388	24 - 1:30.481	34 - 1:29.550	44 - <b>1:26.891</b>	54 - 1:31.245	
5 - 1:47.846	15 - 1:45.810	25 - 1:28.926	35 - 1:29.556	45 - 1:32.064P	55 - 1:28.738	
6 - 1:48.197	16 - 1:44.745	26 - 1:33.110	36 - 1:28.439	46 - 2:51.127		
7 - 1:47.521	17 - 1:45.417	27 - 1:31.328	37 - 1:29.295	47 - 1:29.189		
8 - 1:47.717	18 - 1:43.312	28 - 1:29.408	38 - 1:28.499	48 - 1:29.786		
9 - 1:47.081	19 - 1:41.052	29 - 1:28.744	39 - 1:27.860	49 - 1:30.645		
10 - 1:50.859	20 - 1:47.075P	30 - 1:28.412	40 - 1:29.326	50 - 1:28.854		
<b>54</b>	<b>Kyvalova/Hancock</b>	<b>Austin Healey 3000</b>				
1 - 2:33.672	6 - 1:58.855	11 - 1:55.153	16 - 1:51.019	21 - 1:33.654	26 - 1:28.764	
2 - 2:06.981	7 - 1:58.065	12 - 1:54.996	17 - 1:52.321	22 - 1:32.522	27 - 1:28.936	
3 - 2:01.496	8 - 1:56.973	13 - 1:53.718	18 - 1:58.874P	23 - 1:29.975	28 - <b>1:28.180</b>	
4 - 2:01.565	9 - 1:58.534	14 - 1:51.694	19 - 2:39.490	24 - 1:29.835		
5 - 2:03.283	10 - 1:55.877	15 - 1:53.815	20 - 1:31.566	25 - 1:29.102		
<b>55</b>	<b>Chiles Jnr/Chiles Snr/Ingram</b>	<b>Austin Healey 3000</b>				
1 - 1:56.782	6 - 1:44.635	11 - 1:45.022	16 - 1:41.620	21 - 1:38.446P	26 - 1:36.657P	
2 - 1:48.278	7 - 1:46.883	12 - 1:43.676	17 - 1:41.299	22 - 2:21.241		
3 - 1:46.403	8 - 1:44.846	13 - 1:44.134	18 - 1:39.640	23 - 1:34.223		
4 - 1:47.943	9 - 1:44.000	14 - 1:44.618	19 - 1:37.530	24 - 1:35.769		
5 - 1:46.373	10 - 1:46.180	15 - 1:45.395	20 - 1:35.524	25 - <b>1:31.268</b>		
<b>56</b>	<b>Clarkson/Smithies</b>	<b>Austin Healey 3000</b>				
1 - 1:57.420	11 - 1:43.631	21 - 1:38.230	31 - 1:29.156	41 - 2:27.710	51 - 1:27.787	
2 - 1:48.619	12 - 1:44.947	22 - 1:35.235	32 - 1:31.292	42 - 1:30.360	52 - 1:28.656	
3 - 1:50.525	13 - 1:43.529	23 - 1:33.738	33 - 1:29.060	43 - <b>1:26.993</b>	53 - 1:27.369	
4 - 1:46.759	14 - 1:44.194	24 - 1:34.508	34 - 1:31.438	44 - 1:30.254	54 - 1:27.447	
5 - 1:44.462	15 - 1:42.698	25 - 1:32.588	35 - 1:31.396	45 - 1:27.598	55 - 1:28.988	
6 - 1:45.143	16 - 1:42.965	26 - 1:32.673	36 - 1:29.079	46 - 1:27.036	56 - 1:28.246	
7 - 1:45.933	17 - 1:47.412P	27 - 1:37.087	37 - 1:30.203	47 - 1:28.809		
8 - 1:49.876	18 - 2:32.822	28 - 1:33.863	38 - 1:31.359	48 - 1:35.245		
9 - 1:46.512	19 - 1:41.492	29 - 1:32.989	39 - 1:27.965	49 - 1:29.383		
10 - 1:44.690	20 - 1:37.217	30 - 1:29.672	40 - 1:34.419P	50 - 1:27.879		

Weather/Track: Cloud/Drying

www.mstworld.com

Page 5 of 9

Donington Park  
 Circuit Length = 1.9790 miles.  
 Start: 10:55 End: 12:26

Printed - 12:32 Sunday, 03 May 2015

**GT & Sports Car Cup for pre-66 GT and sportscars**  
**RACE 6 - LAP ANALYSIS - Donington Park - 2/3/4 May 2015**  
 (contd.)

<b>59</b>	<b>Mahmoud/Greensall</b>				<b>Jaguar E-type</b>						
1 -	1:44.123	11 -	1:41.611	21 -	1:31.013	31 -	1:27.165	41 -	1:28.554	51 -	1:25.592
2 -	1:41.325	12 -	1:44.352	22 -	1:37.497P	32 -	1:27.327	42 -	1:35.668P	52 -	<b>1:24.047</b>
3 -	1:41.081	13 -	1:42.658	23 -	2:52.033	33 -	1:28.735	43 -	1:50.726	53 -	1:25.360
4 -	1:41.424	14 -	1:41.239	24 -	1:34.593	34 -	1:28.746	44 -	1:33.851P	54 -	1:24.960
5 -	1:41.983	15 -	1:39.361	25 -	1:30.185	35 -	1:30.826	45 -	2:58.269	55 -	1:25.145
6 -	1:40.238	16 -	1:39.868	26 -	1:32.948	36 -	1:30.173	46 -	1:26.889	56 -	1:26.200
7 -	1:40.432	17 -	1:42.423	27 -	1:28.793	37 -	1:31.178	47 -	1:27.151	57 -	1:26.009
8 -	1:40.892	18 -	1:36.213	28 -	1:29.356	38 -	1:26.538	48 -	1:26.915		
9 -	1:40.260	19 -	1:36.541	29 -	1:30.558	39 -	1:29.316	49 -	1:26.425		
10 -	1:39.564	20 -	1:34.882	30 -	1:28.720	40 -	1:30.355	50 -	1:26.202		
<b>61</b>	<b>Orebi Gann/Lockie</b>				<b>Morgan Plus 4 SLR</b>						
1 -	2:00.535	11 -	1:49.840	21 -	1:35.912	31 -	1:27.553	41 -	2:36.031	51 -	1:29.117
2 -	1:50.710	12 -	1:48.933	22 -	1:29.194	32 -	1:28.564	42 -	1:31.661	52 -	1:28.680
3 -	1:50.763	13 -	1:48.010	23 -	1:29.885	33 -	1:29.101	43 -	1:31.448	53 -	1:28.515
4 -	1:49.823	14 -	1:46.132	24 -	1:29.284	34 -	1:26.767	44 -	1:32.307		
5 -	1:49.114	15 -	1:45.184	25 -	1:28.324	35 -	1:27.075	45 -	1:32.341		
6 -	1:48.784	16 -	1:47.205	26 -	1:30.113	36 -	1:30.138	46 -	1:30.300		
7 -	1:47.369	17 -	1:49.166P	27 -	1:27.427	37 -	1:28.144	47 -	1:29.746		
8 -	1:47.846	18 -	2:43.650	28 -	1:29.703	38 -	1:26.945	48 -	1:29.315		
9 -	1:47.676	19 -	1:35.179	29 -	<b>1:26.659</b>	39 -	1:29.488	49 -	1:30.846		
10 -	1:51.392	20 -	1:32.507	30 -	1:26.937	40 -	1:34.485P	50 -	1:29.195		
<b>62</b>	<b>Kremer/Kremer</b>				<b>Morgan +4</b>						
1 -	2:00.999	11 -	1:49.793	21 -	1:44.429P	31 -	1:42.454	41 -	1:29.148	51 -	1:28.577
2 -	1:49.214	12 -	1:44.446	22 -	2:53.497	32 -	1:38.996	42 -	1:28.887	52 -	<b>1:27.448</b>
3 -	1:47.675	13 -	1:44.934	23 -	1:45.748	33 -	1:38.502	43 -	1:28.968	53 -	1:29.096
4 -	1:46.986	14 -	1:56.024	24 -	1:40.504	34 -	1:47.234P	44 -	1:29.241	54 -	1:28.255
5 -	1:44.774	15 -	1:45.307	25 -	1:39.945	35 -	2:32.226	45 -	1:28.467		
6 -	1:44.424	16 -	1:44.391	26 -	1:41.532	36 -	1:30.906	46 -	1:36.243		
7 -	1:45.475	17 -	1:46.750	27 -	1:44.629	37 -	1:28.426	47 -	1:28.826		
8 -	1:50.410	18 -	1:41.998	28 -	1:40.819	38 -	1:28.200	48 -	1:28.040		
9 -	1:46.526	19 -	1:39.782	29 -	1:39.785	39 -	1:30.982	49 -	1:28.105		
10 -	1:48.750	20 -	1:40.745	30 -	1:41.566	40 -	1:29.650	50 -	1:29.790		
<b>69</b>	<b>Drabble/Drabble</b>				<b>Reliant Sabre Six</b>						
1 -	2:09.186	11 -	1:57.387	21 -	1:36.662	31 -	1:32.689				
2 -	1:59.727	12 -	2:05.344P	22 -	1:36.992	32 -	1:33.297				
3 -	1:58.361	13 -	3:24.593	23 -	1:40.138	33 -	1:33.679				
4 -	1:57.499	14 -	1:49.844	24 -	1:35.956	34 -	X:00.000P				
5 -	1:54.899	15 -	1:52.910	25 -	1:35.625	35 -	7:12.638				
6 -	1:53.814	16 -	1:47.103	26 -	1:35.743	36 -	1:45.034				
7 -	1:54.788	17 -	1:42.881	27 -	1:34.566	37 -	1:38.980				
8 -	1:56.100	18 -	1:42.384	28 -	1:34.431						
9 -	1:55.224	19 -	1:40.643	29 -	1:33.300						
10 -	1:56.194	20 -	1:38.716	30 -	<b>1:32.458</b>						

Weather/Track: Cloud/Drying

www.mstworld.com

Page 6 of 9

Donington Park  
 Circuit Length = 1.9790 miles.  
 Start: 10:55 End: 12:26

Printed - 12:32 Sunday, 03 May 2015

**GT & Sports Car Cup for pre-66 GT and sportscars**  
**RACE 6 - LAP ANALYSIS - Donington Park - 2/3/4 May 2015**  
 (contd.)

<b>71</b>	<b>Ross Jones/Hales</b>					<b>Triumph TR4</b>				
1 - 2:16.752	11 - 1:47.760	21 - 1:51.851P	31 - 1:34.031	41 - 1:31.899	51 - 1:29.422					
2 - 1:51.441	12 - 1:49.093	22 - 3:03.953	32 - 1:35.577	42 - 1:29.914	52 - 1:29.754					
3 - 1:51.193	13 - 1:45.892	23 - 1:33.164	33 - 1:29.453	43 - <b>1:28.601</b>	53 - 1:29.885					
4 - 1:51.416	14 - 1:47.352	24 - 1:31.306	34 - 1:28.839	44 - 1:29.937	54 - 1:30.051					
5 - 1:48.317	15 - 1:45.245	25 - 1:30.516	35 - 1:30.700	45 - 1:35.287P	55 - 1:32.153					
6 - 1:50.033	16 - 1:43.059	26 - 1:30.129	36 - 1:30.780	46 - 2:37.393						
7 - 1:47.222	17 - 1:44.442	27 - 1:34.738	37 - 1:30.980	47 - 1:31.832						
8 - 1:47.551	18 - 1:41.419	28 - 1:31.344	38 - 1:29.394	48 - 1:32.984						
9 - 1:47.248	19 - 1:43.433	29 - 1:31.192	39 - 1:29.352	49 - 1:30.966						
10 - 1:47.016	20 - 1:39.800	30 - 1:30.826	40 - 1:29.518	50 - 1:31.349						
<b>72</b>	<b>Boot/Pochciol</b>					<b>Jaguar E-type</b>				
1 - 1:52.051	11 - 1:45.152	21 - 1:42.623P	31 - 1:28.380	41 - 1:27.952	51 - 1:26.295					
2 - 1:49.767	12 - 1:43.732	22 - 2:41.874	32 - 1:28.227	42 - 1:26.998	52 - <b>1:24.540</b>					
3 - 1:48.054	13 - 1:43.974	23 - 1:33.689	33 - 1:30.573	43 - 1:34.387P	53 - 1:24.779					
4 - 1:49.126	14 - 1:45.706	24 - 1:31.635	34 - 1:31.828	44 - 2:35.405	54 - 1:25.563					
5 - 1:45.516	15 - 1:43.976	25 - 1:32.344	35 - 1:29.736	45 - 1:28.486	55 - 1:24.725					
6 - 1:45.633	16 - 1:43.584	26 - 1:30.091	36 - 1:30.724	46 - 1:28.056	56 - 1:25.088					
7 - 1:48.203	17 - 1:41.294	27 - 1:29.386	37 - 1:27.500	47 - 1:24.947						
8 - 1:46.627	18 - 1:39.153	28 - 1:29.453	38 - 1:30.847	48 - 1:51.964						
9 - 1:43.881	19 - 1:38.148	29 - 1:30.967	39 - 1:28.846	49 - 1:27.280						
10 - 1:44.188	20 - 1:36.970	30 - 1:32.705	40 - 1:27.515	50 - 1:25.228						
<b>74</b>	<b>Bryant/Bryant</b>					<b>AC Cobra</b>				
1 - 1:41.199	11 - 1:40.823	21 - 1:30.181	31 - 1:27.132	41 - 1:23.873	51 - 1:22.586					
2 - 1:42.492	12 - 1:44.161	22 - 1:29.004	32 - 1:33.905P	42 - 1:25.234	52 - 1:22.363					
3 - 1:42.277	13 - 1:41.649	23 - 1:35.764P	33 - 2:33.255	43 - 1:24.612	53 - 1:22.869					
4 - 1:42.484	14 - 1:41.122	24 - 2:53.641	34 - 1:27.907	44 - 1:26.144	54 - 1:24.929					
5 - 1:43.939	15 - 1:38.940	25 - 1:34.761	35 - 1:22.593	45 - 1:24.325	55 - 1:25.444					
6 - 1:42.234	16 - 1:38.690	26 - 1:35.255	36 - 1:26.346	46 - 1:24.031	56 - 1:23.926					
7 - 1:41.351	17 - 1:39.094	27 - 1:30.346	37 - 1:22.956	47 - 1:23.241	57 - 1:23.084					
8 - 1:41.875	18 - 1:35.444	28 - 1:27.964	38 - 1:23.189	48 - 1:22.802	58 - 1:24.215					
9 - 1:41.542	19 - 1:37.244	29 - 1:32.144	39 - 1:24.316	49 - 1:23.550	59 - 1:28.145					
10 - 1:41.124	20 - 1:34.595	30 - 1:27.515	40 - <b>1:22.247</b>	50 - 1:29.812						
<b>75</b>	<b>Voyazides/Hadfield</b>					<b>AC Cobra Daytona Coupe</b>				
1 - 1:45.408	11 - 1:40.200	21 - 1:43.418P	31 - 1:23.699	41 - 1:26.863	51 - 1:25.990					
2 - 1:42.650	12 - 1:41.134	22 - 2:27.714	32 - 1:23.116	42 - 1:23.421	52 - 1:25.770					
3 - 1:43.326	13 - 1:42.660	23 - 1:27.505	33 - 1:24.323	43 - <b>1:20.424</b>	53 - 1:23.012					
4 - 1:44.229	14 - 1:41.535	24 - 1:28.547	34 - 1:24.576	44 - 1:26.483	54 - 1:25.126					
5 - 1:44.456	15 - 1:43.034	25 - 1:27.468	35 - 1:24.205	45 - 1:20.817	55 - 1:23.697					
6 - 1:46.234	16 - 1:38.647	26 - 1:25.622	36 - 1:21.749	46 - 1:20.932	56 - 1:22.897					
7 - 1:45.867	17 - 1:38.134	27 - 1:26.244	37 - 1:21.494	47 - 1:25.939P	57 - 1:25.294					
8 - 1:41.595	18 - 1:39.949	28 - 1:23.318	38 - 1:23.452	48 - 2:17.372	58 - 1:26.962					
9 - 1:42.181	19 - 1:38.745	29 - 1:24.292	39 - 1:21.848	49 - 1:23.752	59 - 1:23.428					
10 - 1:42.033	20 - 1:35.935	30 - 1:25.219	40 - 1:22.599	50 - 1:22.213						

Weather/Track: Cloud/Drying

**GT & Sports Car Cup for pre-66 GT and sportscars**  
**RACE 6 - LAP ANALYSIS - Donington Park - 2/3/4 May 2015**  
 (contd.)

<b>76</b>	<b>Friedrichs/Goble</b>	<b>Aston Martin DP 214</b>				
1 - 2:16.435	11 - 1:47.506	21 - 3:03.262	31 - 1:34.106	41 - 1:29.654	51 - 1:28.307	
2 - 1:50.755	12 - 1:48.851	22 - 1:36.645	32 - 1:29.997	42 - 1:30.579	52 - 1:26.319	
3 - 1:51.529	13 - 1:45.949	23 - 1:36.073	33 - 1:30.067	43 - 1:27.623	53 - 1:27.067	
4 - 1:51.992	14 - 1:47.623	24 - 1:33.559	34 - 1:31.635	44 - 1:33.638P	54 - 1:31.712	
5 - 1:47.855	15 - 1:43.954	25 - 1:32.315	35 - 1:35.668	45 - 2:21.922	55 - 1:27.456	
6 - 1:49.452	16 - 1:44.256	26 - 1:45.301P	36 - 1:30.730	46 - 1:28.550		
7 - 1:47.947	17 - 1:44.199	27 - 2:05.849	37 - 1:30.437	47 - 1:26.942		
8 - 1:47.475	18 - 1:41.135	28 - 1:31.857	38 - 1:29.013	48 - 1:25.819		
9 - 1:46.400	19 - 1:43.649	29 - 1:31.302	39 - 1:28.580	49 - 1:26.137		
10 - 1:48.202	20 - 1:42.511P	30 - 1:32.455	40 - 1:31.823	50 - <b>1:25.343</b>		
<b>77</b>	<b>Warburton/Newall</b>	<b>Jaguar E-type</b>				
1 - 1:48.923	6 - 1:46.678	11 - 1:46.113	16 - 1:37.910	21 - 1:28.678	26 - 1:30.030	
2 - 1:49.309	7 - 1:48.745	12 - 1:51.784P	17 - 1:39.983	22 - 1:35.842	27 - 1:26.036	
3 - 1:48.424	8 - 1:50.030	13 - 2:21.806	18 - 1:33.981	23 - 1:26.475		
4 - 1:49.072	9 - 1:47.952	14 - 1:42.984	19 - 1:33.225	24 - 1:24.645		
5 - 1:47.080	10 - 1:46.667	15 - 1:37.701	20 - 1:33.101	25 - <b>1:24.087</b>		
<b>80</b>	<b>Wykeham/Sleep</b>	<b>Shelby Mustang 350GT</b>				
1 - 1:54.953	11 - 1:48.532	21 - 1:38.641	31 - 1:32.733			
2 - 1:49.853	12 - 1:47.257	22 - 1:43.418P	32 - 1:36.035			
3 - 1:51.168	13 - 1:46.339	23 - 2:37.657	33 - 1:34.167			
4 - 1:50.092	14 - 1:47.334	24 - 1:37.134	34 - 1:32.751			
5 - 1:47.942	15 - 1:44.840	25 - 1:38.426	35 - <b>1:32.051</b>			
6 - 1:49.176	16 - 1:44.320	26 - 1:35.236	36 - 1:32.584			
7 - 1:47.441	17 - 1:47.794	27 - 1:37.063	37 - 1:32.856			
8 - 1:47.862	18 - 1:42.492	28 - 1:35.493	38 - 1:37.180P			
9 - 1:48.376	19 - 1:41.380	29 - 1:32.403	39 - 2:44.070P			
10 - 1:47.721	20 - 1:38.734	30 - 1:32.975				
<b>83</b>	<b>Fisken/Verdon-Roe</b>	<b>Jaguar E-type</b>				
1 - 1:46.768	6 - 1:44.565	11 - 1:43.280	16 - 1:38.920	21 - <b>1:30.165</b>		
2 - 1:44.542	7 - 1:41.226	12 - 1:41.954	17 - 1:44.829P	22 - 1:56.012P		
3 - 1:44.555	8 - 1:43.355	13 - 1:41.378	18 - 2:20.982			
4 - 1:45.102	9 - 1:42.801	14 - 1:40.728	19 - 1:33.360			
5 - 1:42.482	10 - 1:42.493	15 - 1:42.128	20 - 1:32.470			

Weather/Track: Cloud/Drying

www.mstworld.com

Page 8 of 9

Donington Park  
 Circuit Length = 1.9790 miles.  
 Start: 10:55 End: 12:26

Printed - 12:32 Sunday, 03 May 2015

**GT & Sports Car Cup for pre-66 GT and sportscars**  
**RACE 6 - LAP ANALYSIS - Donington Park - 2/3/4 May 2015**  
 (contd.)

<b>90</b>	<b>Monteverde/Pearson</b>				<b>Jaguar E-type</b>		
1 - 1:46.353	11 - 1:45.277	21 - 1:29.392	31 - 1:23.891	41 - 1:27.570	51 - 1:27.792		
2 - 1:45.855	12 - 1:58.641P	22 - 1:30.364	32 - 1:25.695	42 - 1:25.384	52 - 1:27.570		
3 - 1:46.201	13 - 2:22.104	23 - 1:28.924	33 - <b>1:23.354</b>	43 - 1:24.680	53 - 1:27.710		
4 - 1:46.309	14 - 1:39.609	24 - 1:28.699	34 - 1:23.704	44 - 1:25.743	54 - 1:28.117		
5 - 1:45.018	15 - 1:39.854	25 - 1:28.493	35 - 1:25.040	45 - 1:25.117	55 - 1:27.431		
6 - 1:46.889	16 - 1:40.944	26 - 1:27.291	36 - 1:29.464P	46 - 1:24.046	56 - 1:36.026		
7 - 1:45.994	17 - 1:36.163	27 - 1:26.762	37 - 2:14.320	47 - 1:27.635	57 - 1:39.217		
8 - 1:43.714	18 - 1:37.300	28 - 1:23.747	38 - 1:26.871	48 - 1:27.919	58 - 1:40.201P		
9 - 1:45.437	19 - 1:35.847	29 - 1:25.734	39 - 1:27.344	49 - 1:28.337			
10 - 1:45.415	20 - 1:31.106	30 - 1:27.053	40 - 1:38.669	50 - 1:26.174			
<b>95</b>	<b>Wakeman/P. Blakeney-Edwards</b>				<b>Lister Costin Coupe</b>		
1 - 1:50.989	6 - 1:48.400	11 - 1:44.509	16 - 1:48.868				
2 - 1:47.633	7 - 1:47.313	12 - 1:44.253	17 - 1:41.387				
3 - 1:48.881	8 - 1:49.427	13 - 1:43.987	18 - <b>1:38.598</b>				
4 - 1:50.924	9 - 1:46.816	14 - 1:58.742	19 - 1:41.979				
5 - 1:46.881	10 - 1:47.669	15 - 1:43.469	20 - 1:53.639P				
<b>96</b>	<b>Nyblaeus/Welch</b>				<b>Austin Healey 3000</b>		
1 - 1:53.371	11 - 1:52.244	21 - 2:23.097	31 - 1:33.170	41 - 1:39.339			
2 - 1:50.237	12 - 1:51.545	22 - 1:35.639	32 - 1:32.682	42 - 1:31.612			
3 - 2:23.893	13 - 1:49.216	23 - 1:33.704	33 - 1:32.078	43 - 1:40.599P			
4 - 1:51.947	14 - 1:50.131	24 - 1:32.954	34 - 1:32.342				
5 - 1:56.802	15 - 1:57.939	25 - 1:31.293	35 - 1:30.730				
6 - 1:54.014	16 - 1:54.543	26 - 1:33.919	36 - 1:31.796				
7 - 1:54.635	17 - 1:45.475	27 - 1:34.730	37 - 1:35.082				
8 - 1:54.167	18 - 1:44.555	28 - 1:33.553	38 - <b>1:29.207</b>				
9 - 1:53.067	19 - 1:43.007	29 - 1:30.016	39 - 1:35.205P				
10 - 1:55.549	20 - 1:48.718P	30 - 1:31.562	40 - 3:00.325				
<b>99</b>	<b>Scholey/Newall/Finburgh</b>				<b>Jaguar XK120</b>		
1 - 3:18.506	11 - 1:52.314	21 - 1:41.461	31 - 1:34.296	41 - 1:31.873	51 - 1:32.086		
2 - 1:50.634	12 - 1:47.441	22 - 1:39.814	32 - 1:32.513	42 - 1:32.729	52 - 1:34.441		
3 - 1:50.568	13 - 1:55.228P	23 - 1:37.531	33 - 1:35.137	43 - 1:32.757			
4 - 1:47.739	14 - 3:32.225	24 - 1:36.636	34 - 1:32.785	44 - <b>1:31.265</b>			
5 - 1:50.306	15 - 1:55.057	25 - 1:37.499	35 - 1:32.807	45 - 1:32.500			
6 - 1:50.992	16 - 1:46.515	26 - 1:37.860	36 - 1:35.892	46 - 1:31.891			
7 - 1:49.151	17 - 1:44.474	27 - 1:36.615	37 - 1:33.526	47 - 1:31.391			
8 - 1:47.401	18 - 1:42.555	28 - 1:35.123	38 - 1:32.195	48 - 1:31.699			
9 - 1:50.365	19 - 1:43.716	29 - 1:41.404P	39 - 1:32.548	49 - 1:33.009			
10 - 1:46.556	20 - 1:41.459	30 - 3:06.624	40 - 1:31.577	50 - 1:32.072			

Weather/Track: Cloud/Drying



**GT & Sports Car Cup for pre-66 GT and sportscars**  
**RACE 6 - LAP CHART - Donington Park - 2/3/4 May 2015**

Lap 1			Lap 2			Lap 3			Lap 4			Lap 5		
No	Behind	Laptime	No	Behind	Laptime	No	Behind	Laptime	No	Behind	Laptime	No	Behind	Laptime
74		1:41.199	74		1:42.492	74		1:42.277	59		1:41.424	59		1:41.983
59	2.924	1:44.123	59	1.757	1:41.325	59	0.561	1:41.081	15	1 LAP	1:55.569	40	1 LAP	1:55.017
75	4.209	1:45.408	75	4.367	1:42.650	99	1 LAP	1:50.634	74	0.499	1:42.484	74	2.455	1:43.939
90	5.154	1:46.353	83	7.619	1:44.542	33	1 LAP	2:13.279	75	7.660	1:44.229	44	1 LAP	1:59.793
83	5.569	1:46.768	90	8.517	1:45.855	75	5.416	1:43.326	99	1 LAP	1:50.568	16	1 LAP	1:59.700
77	7.724	1:48.923	77	14.541	1:49.309	83	9.897	1:44.555	83	13.014	1:45.102	23	1 LAP	1:59.162
95	9.790	1:50.989	95	14.931	1:47.633	90	12.441	1:46.201	90	16.765	1:46.309	36	1 LAP	1:55.600
72	10.852	1:52.051	72	18.127	1:49.767	77	20.688	1:48.424	8	27.776	1:48.236	75	10.133	1:44.456
96	12.172	1:53.371	8	18.316	1:48.157	8	21.525	1:45.486	77	27.775	1:49.072	83	13.513	1:42.482
8	12.651	1:53.850	1	18.549	1:46.889	95	21.535	1:48.881	1	28.361	1:47.834	54	1 LAP	2:01.565
80	13.754	1:54.953	96	19.917	1:50.237	20	2 LAPS	5:28.339P	95	30.474	1:50.924	15	1 LAP	1:56.456
1	14.152	1:55.351	80	21.115	1:49.853	1	22.512	1:46.240	72	31.045	1:49.126	20	3 LAPS	3:18.534P
29	15.212	1:56.411	55	21.369	1:48.278	72	23.904	1:48.054	55	31.453	1:47.943	99	1 LAP	1:47.739
55	15.583	1:56.782	29	22.189	1:49.469	55	25.495	1:46.403	33	1 LAP	2:11.379	90	19.800	1:45.018
56	16.221	1:57.420	56	22.348	1:48.619	80	30.006	1:51.168	56	35.370	1:46.759	8	29.582	1:43.789
42	17.780	1:58.979	42	24.836	1:49.548	56	30.596	1:50.525	62	36.921	1:46.986	1	30.701	1:44.323
61	19.336	2:00.535	62	26.522	1:49.214	62	31.920	1:47.675	80	38.113	1:50.092	77	32.872	1:47.080
62	19.800	2:00.999	61	27.554	1:50.710	29	32.651	1:52.739	29	39.174	1:48.508	72	34.578	1:45.516
48	20.451	2:01.650	48	28.450	1:50.491	42	34.414	1:51.855	42	41.310	1:48.881	95	35.372	1:46.881
47	21.981	2:03.180	47	31.934	1:52.445	61	36.040	1:50.763	48	42.975	1:48.269	55	35.843	1:46.373
2	22.756	2:03.955	34	32.387	1:51.519	48	36.691	1:50.518	61	43.878	1:49.823	56	37.849	1:44.462
34	23.360	2:04.559	2	35.962	1:55.698	34	43.298	1:53.188	34	51.590	1:50.277	62	39.712	1:44.774
69	27.987	2:09.186	76	43.499	1:50.755	47	44.775	1:55.118	47	55.595	1:52.805	80	44.072	1:47.942
76	35.236	2:16.435	71	44.502	1:51.441	2	50.560	1:56.875	76	1:02.758	1:51.992	29	44.583	1:47.392
71	35.553	2:16.752	69	45.222	1:59.727	76	52.751	1:51.529	71	1:02.849	1:51.416	42	48.458	1:49.131
17	49.721	2:30.920	17	1:02.845	1:55.616	71	53.418	1:51.193	2	1:04.134	1:55.559	48	48.838	1:47.846
54	52.473	2:33.672	44	1:11.145	1:58.997	69	1:01.306	1:58.361	96	1:11.495	1:51.947	61	51.009	1:49.114
16	53.207	2:34.406	16	1:13.397	2:02.682	96	1:01.533	2:23.893	69	1:16.820	1:57.499	34	1:00.745	1:51.138
44	54.640	2:35.839	23	1:15.985	1:57.726	17	1:15.667	1:55.099	17	1:27.158	1:53.476	33	1 LAP	2:10.073
23	1:00.751	2:41.950	40	1:16.646	1:56.650	44	1:27.582	1:58.714				47	1:05.873	1:52.261
40	1:02.488	2:43.687	54	1:16.962	2:06.981	16	1:28.649	1:57.529				76	1:08.630	1:47.855
36	1:06.961	2:48.160	36	1:20.183	1:55.714	23	1:29.516	1:55.808				71	1:09.183	1:48.317
15	1:13.677	2:54.876	15	1:28.838	1:57.653	40	1:30.005	1:55.636				2	1:14.959	1:52.808
33	1:16.521	2:57.720				36	1:34.705	1:56.799				96	1:26.314	1:56.802
99	1:37.307	3:18.506				54	1:36.181	2:01.496				69	1:29.736	1:54.899
												17	1:39.855	1:54.680

Weather/Track: Cloud/Drying

www.mstworld.com

Donington Park  
 Circuit Length = 1.9790 miles.  
 Start: 10:55 End: 12:26

**GT & Sports Car Cup for pre-66 GT and sportscars**  
**RACE 6 - LAP CHART - Donington Park - 2/3/4 May 2015**  
 (contd.)

Lap 6			Lap 7			Lap 8			Lap 9			Lap 10		
No	Behind	Laptime	No	Behind	Laptime	No	Behind	Laptime	No	Behind	Laptime	No	Behind	Laptime
59		1:40.238	59		1:40.432	59		1:40.892	59		1:40.260	59		1:39.564
74	4.451	1:42.234	69	1 LAP	1:53.814	2	1 LAP	1:54.748	47	1 LAP	1:52.093	74	9.195	1:41.124
40	1 LAP	1:51.930	74	5.370	1:41.351	74	6.353	1:41.875	74	7.635	1:41.542	47	1 LAP	1:51.302
75	16.129	1:46.234	17	1 LAP	1:55.115	96	1 LAP	1:54.635	2	1 LAP	1:53.299	83	26.567	1:42.493
83	17.840	1:44.565	83	18.634	1:41.226	69	1 LAP	1:54.788	83	23.638	1:42.801	75	26.657	1:42.033
44	1 LAP	1:58.799	75	21.564	1:45.867	33	2 LAPS	2:09.105	75	24.188	1:42.181	2	1 LAP	1:55.482
36	1 LAP	1:56.235	40	1 LAP	1:52.402	83	21.097	1:43.355	96	1 LAP	1:54.167	96	1 LAP	1:53.067
23	1 LAP	1:57.886	90	32.013	1:45.994	75	22.267	1:41.595	69	1 LAP	1:56.100	90	45.863	1:45.415
16	1 LAP	1:59.458	36	1 LAP	1:54.345	17	1 LAP	1:53.794	90	40.012	1:45.437	69	1 LAP	1:55.224
90	26.451	1:46.889	99	1 LAP	1:50.992	40	1 LAP	1:51.007	17	1 LAP	1:53.318	1	54.333	1:44.202
99	1 LAP	1:50.306	23	1 LAP	1:56.876	90	34.835	1:43.714	40	1 LAP	1:50.437	8	55.376	1:44.730
15	1 LAP	1:56.558	8	38.960	1:45.372	1	45.673	1:45.765	33	2 LAPS	2:08.452	17	1 LAP	1:56.416
8	34.020	1:44.676	1	40.800	1:45.502	99	1 LAP	1:49.151	1	49.695	1:44.282	40	1 LAP	1:51.813
1	35.730	1:45.267	44	1 LAP	1:59.478	8	46.533	1:48.465	8	50.210	1:43.937	16	2 LAPS	3:08.941
54	1 LAP	2:03.283	16	1 LAP	1:59.034	36	1 LAP	1:54.666	99	1 LAP	1:47.401	55	1:01.001	1:46.180
77	39.312	1:46.678	15	1 LAP	1:53.438	55	50.645	1:44.846	55	54.385	1:44.000	72	1:01.724	1:44.188
72	39.973	1:45.633	55	46.691	1:46.883	72	53.479	1:46.627	72	57.100	1:43.881	99	1 LAP	1:50.365
55	40.240	1:44.635	77	47.625	1:48.745	23	1 LAP	1:55.664	56	1:03.491	1:46.512	56	1:08.617	1:44.690
56	42.754	1:45.143	72	47.744	1:48.203	44	1 LAP	1:56.190	36	1 LAP	1:53.731	77	1:11.558	1:46.667
95	43.534	1:48.400	56	48.255	1:45.933	77	56.763	1:50.030	77	1:04.455	1:47.952	95	1:13.611	1:47.669
62	43.898	1:44.424	62	48.941	1:45.475	56	57.239	1:49.876	62	1:04.725	1:46.526	62	1:13.911	1:48.750
29	50.097	1:45.752	95	50.415	1:47.313	62	58.459	1:50.410	95	1:05.506	1:46.816	29	1:14.194	1:46.325
80	53.010	1:49.176	54	1 LAP	1:58.855	95	58.950	1:49.427	29	1:07.433	1:45.574	33	2 LAPS	2:06.727
48	56.797	1:48.197	29	55.663	1:45.998	15	1 LAP	1:58.400	23	1 LAP	2:00.632	36	1 LAP	1:55.320
42	58.818	1:50.598	80	1:00.019	1:47.441	29	1:02.119	1:47.348	15	1 LAP	1:53.349	20	7 LAPS	9:25.430
61	59.555	1:48.784	48	1:03.886	1:47.521	80	1:06.989	1:47.862	80	1:15.105	1:48.376	80	1:23.262	1:47.721
34	1:10.626	1:50.119	61	1:06.492	1:47.369	16	1 LAP	2:07.737P	44	1 LAP	1:59.156	15	1 LAP	1:53.205
76	1:17.844	1:49.452	42	1:09.271	1:50.885	48	1:10.711	1:47.717	48	1:17.532	1:47.081	48	1:28.827	1:50.859
71	1:18.978	1:50.033	34	1:19.339	1:49.145	54	1 LAP	1:58.065	61	1:20.862	1:47.676	23	1 LAP	1:57.889
47	1:19.242	1:53.607	76	1:25.359	1:47.947	61	1:13.446	1:47.846	42	1:26.400	1:49.478	61	1:32.690	1:51.392
2	1:30.159	1:55.438	71	1:25.768	1:47.222	42	1:17.182	1:48.803	54	1 LAP	1:56.973	44	1 LAP	1:58.331
33	1 LAP	2:09.131	47	1:31.887	1:53.077	34	1:27.024	1:48.577	34	1:35.144	1:48.380	42	1:35.233	1:48.397
96	1:40.090	1:54.014				76	1:31.942	1:47.475	76	1:38.082	1:46.400			
						71	1:32.427	1:47.551	71	1:39.415	1:47.248			

Weather/Track: Cloud/Drying

**GT & Sports Car Cup for pre-66 GT and sportscars**  
**RACE 6 - LAP CHART - Donington Park - 2/3/4 May 2015**  
 (contd.)

Lap 11			Lap 12			Lap 13			Lap 14			Lap 15		
No	Behind	Laptime	No	Behind	Laptime	No	Behind	Laptime	No	Behind	Laptime	No	Behind	Laptime
59		1:41.611	59		1:44.352	59		1:42.658	59		1:41.239	59		1:39.361
34	1 LAP	1:48.430	23	2 LAPS	1:56.119	61	1 LAP	1:48.933	90	1 LAP	2:22.104	90	1 LAP	1:39.609
76	1 LAP	1:48.202	44	2 LAPS	1:55.202	42	1 LAP	1:48.308	48	1 LAP	1:48.014	17	2 LAPS	1:58.872P
71	1 LAP	1:47.016	34	1 LAP	1:48.513	15	2 LAPS	1:52.309	74	7.090	1:41.122	80	1 LAP	1:47.334
54	2 LAPS	1:58.534	74	8.216	1:44.161	74	7.207	1:41.649	61	1 LAP	1:48.010	74	6.669	1:38.940
74	8.407	1:40.823	76	1 LAP	1:47.506	76	1 LAP	1:48.851	42	1 LAP	1:48.077	48	1 LAP	1:46.388
47	1 LAP	1:51.245	71	1 LAP	1:47.760	34	1 LAP	1:51.190	36	2 LAPS	1:55.033	61	1 LAP	1:46.132
75	25.246	1:40.200	20	8 LAPS	2:14.100	71	1 LAP	1:49.093	15	2 LAPS	1:50.466	42	1 LAP	1:46.549
83	28.236	1:43.280	54	2 LAPS	1:55.877	44	2 LAPS	1:55.535	76	1 LAP	1:45.949	77	1 LAP	1:42.984
2	1 LAP	1:52.502	75	22.028	1:41.134	23	2 LAPS	2:00.744	71	1 LAP	1:45.892	75	25.999	1:43.034
90	49.529	1:45.277	83	25.838	1:41.954	75	22.030	1:42.660	77	1 LAP	2:21.806	36	2 LAPS	1:53.132
96	1 LAP	1:55.549	16	3 LAPS	2:57.566	33	3 LAPS	2:08.923	34	1 LAP	1:48.104	83	26.814	1:42.128
1	56.736	1:44.014	47	1 LAP	1:52.650	83	24.558	1:41.378	75	22.326	1:41.535	15	2 LAPS	1:50.303
8	56.998	1:43.233	2	1 LAP	1:53.675	54	2 LAPS	1:55.153	83	24.047	1:40.728	76	1 LAP	1:47.623
69	1 LAP	1:56.194	1	56.332	1:43.948	20	8 LAPS	2:16.921	44	2 LAPS	1:53.092	71	1 LAP	1:47.352
55	1:04.412	1:45.022	8	1:01.020	1:48.374	47	1 LAP	1:54.491	23	2 LAPS	1:57.393	34	1 LAP	1:48.438
72	1:05.265	1:45.152	96	1 LAP	1:52.244	16	3 LAPS	1:59.068	54	2 LAPS	1:54.996	44	2 LAPS	1:53.254
40	1 LAP	1:49.792	90	1:03.818	1:58.641P	1	58.995	1:45.321	33	3 LAPS	2:06.316	54	2 LAPS	1:53.718
17	1 LAP	1:53.300	55	1:03.736	1:43.676	8	1:01.857	1:43.495	47	1 LAP	1:52.267	23	2 LAPS	2:03.299P
99	1 LAP	1:46.556	72	1:04.645	1:43.732	2	1 LAP	1:53.557	16	3 LAPS	1:56.296	47	1 LAP	1:51.605
56	1:10.637	1:43.631	56	1:11.232	1:44.947	55	1:05.212	1:44.134	1	1:02.189	1:44.433	1	1:07.761	1:44.933
77	1:16.060	1:46.113	40	1 LAP	1:51.704	72	1:05.961	1:43.974	8	1:04.687	1:44.069	8	1:09.655	1:44.329
95	1:16.509	1:44.509	69	1 LAP	1:57.387	96	1 LAP	1:51.545	20	8 LAPS	2:02.788	16	3 LAPS	1:49.683
29	1:17.372	1:44.789	17	1 LAP	1:51.762	56	1:12.103	1:43.529	55	1:08.591	1:44.618	55	1:14.625	1:45.395
62	1:22.093	1:49.793	95	1:16.410	1:44.253	95	1:17.739	1:43.987	72	1:10.428	1:45.706	72	1:15.043	1:43.976
80	1:30.183	1:48.532	99	1 LAP	1:52.314	40	1 LAP	1:49.754	56	1:15.058	1:44.194	33	3 LAPS	2:06.946
36	1 LAP	1:54.323	29	1:20.103	1:47.083	29	1:21.012	1:43.567	2	1 LAP	1:54.434	56	1:18.395	1:42.698
48	1:37.955	1:50.739	62	1:22.187	1:44.446	99	1 LAP	1:47.441	96	1 LAP	1:49.216	20	8 LAPS	1:58.687
61	1:40.919	1:49.840	77	1:23.492	1:51.784P	62	1:24.463	1:44.934	29	1:23.235	1:43.462	2	1 LAP	1:49.851
33	2 LAPS	2:08.312	80	1:33.088	1:47.257	17	1 LAP	1:52.048	40	1 LAP	1:53.668P	29	1:27.453	1:43.579
15	1 LAP	1:54.870	48	1:40.818	1:47.215	80	1:36.769	1:46.339	95	1:35.242	1:58.742	96	1 LAP	1:50.131
42	1:41.768	1:48.146	36	1 LAP	1:53.508	69	1 LAP	2:05.344P	99	1 LAP	1:55.228P	95	1:39.350	1:43.469
									62	1:39.248	1:56.024			

Weather/Track: Cloud/Drying

www.mstworld.com

Donington Park  
 Circuit Length = 1.9790 miles.  
 Start: 10:55 End: 12:26

**GT & Sports Car Cup for pre-66 GT and sportscars**  
**RACE 6 - LAP CHART - Donington Park - 2/3/4 May 2015**  
 (contd.)

Lap 16			Lap 17			Lap 18			Lap 19			Lap 20		
No	Behind	Laptime	No	Behind	Laptime	No	Behind	Laptime	No	Behind	Laptime	No	Behind	Laptime
59		1:39.868	59		1:42.423	59		1:36.213	59		1:36.541	59		1:34.882
90	1 LAP	1:39.854	90	1 LAP	1:40.944	90	1 LAP	1:36.163	54	3 LAPS	1:51.019	29	1 LAP	1:38.101
69	3 LAPS	3:24.593	2	2 LAPS	1:56.702	74	1.393	1:35.444	90	1 LAP	1:37.300	74	1.809	1:34.595
62	1 LAP	1:45.307	74	2.162	1:39.094	95	1 LAP	1:41.387	42	2 LAPS	1:51.156	90	1 LAP	1:35.847
74	5.491	1:38.690	40	3 LAPS	3:34.264	2	2 LAPS	1:47.678	74	2.096	1:37.244	16	4 LAPS	1:44.109
80	1 LAP	1:44.840	17	3 LAPS	3:23.975	62	1 LAP	1:46.750	47	2 LAPS	1:48.487	23	4 LAPS	1:57.585
48	1 LAP	1:45.810	96	2 LAPS	1:57.939	80	1 LAP	1:47.794	95	1 LAP	1:38.598	61	2 LAPS	2:43.650
61	1 LAP	1:45.184	95	1 LAP	1:48.868	77	1 LAP	1:39.983	77	1 LAP	1:33.981	42	2 LAPS	1:46.131
77	1 LAP	1:37.701	20	9 LAPS	2:04.150	75	24.225	1:39.949	2	2 LAPS	1:46.330	54	3 LAPS	1:52.321
75	24.778	1:38.647	99	3 LAPS	3:32.225	96	2 LAPS	1:54.543	62	1 LAP	1:41.998	77	1 LAP	1:33.225
83	25.866	1:38.920	62	1 LAP	1:44.391	99	3 LAPS	1:55.057	75	26.429	1:38.745	47	2 LAPS	1:49.085
42	1 LAP	1:50.204P	33	4 LAPS	2:14.403P	69	3 LAPS	1:52.910	80	1 LAP	1:42.492	95	1 LAP	1:41.979
76	1 LAP	1:43.954	69	3 LAPS	1:49.844	17	3 LAPS	1:58.056	96	2 LAPS	1:45.475	33	5 LAPS	1:59.565
71	1 LAP	1:45.245	80	1 LAP	1:44.320	48	1 LAP	1:45.417	99	3 LAPS	1:46.515	75	27.482	1:35.935
36	2 LAPS	1:51.067	77	1 LAP	1:37.910	20	9 LAPS	2:01.881	48	1 LAP	1:43.312	62	1 LAP	1:39.782
15	2 LAPS	1:50.503	48	1 LAP	1:44.745	61	1 LAP	1:49.166P	69	3 LAPS	1:47.103	80	1 LAP	1:41.380
34	1 LAP	2:01.046P	75	20.489	1:38.134	76	1 LAP	1:44.199	17	3 LAPS	1:51.253	2	2 LAPS	1:52.365P
44	2 LAPS	1:52.540	61	1 LAP	1:47.205	71	1 LAP	1:44.442	76	1 LAP	1:41.135	48	1 LAP	1:41.052
1	1:08.936	1:41.043	83	28.272	1:44.829P	40	3 LAPS	2:22.708	56	1 LAP	2:32.822	96	2 LAPS	1:44.555
54	2 LAPS	1:51.694	76	1 LAP	1:44.256	36	2 LAPS	1:47.408	71	1 LAP	1:41.419	99	3 LAPS	1:44.474
8	1:11.947	1:42.160	71	1 LAP	1:43.059	15	2 LAPS	1:52.603P	20	9 LAPS	1:54.028	69	3 LAPS	1:42.881
55	1:16.377	1:41.620	15	2 LAPS	1:50.474	1	1:11.107	1:39.549	40	3 LAPS	1:53.982	56	1 LAP	1:41.492
72	1:18.759	1:43.584	36	2 LAPS	1:53.851	8	1:11.637	1:39.338	83	1:09.860	1:33.360	76	1 LAP	1:43.649
47	1 LAP	1:53.336	23	3 LAPS	3:22.967	83	1:13.041	2:20.982	1	1:12.147	1:37.581	71	1 LAP	1:43.433
16	3 LAPS	1:49.546	44	2 LAPS	1:51.365	34	2 LAPS	3:44.724	36	2 LAPS	1:51.433P	17	3 LAPS	1:51.600
56	1:21.492	1:42.965	1	1:07.771	1:41.258	55	1:18.680	1:39.640	8	1:19.019	1:43.923P	15	3 LAPS	3:09.158
29	1:29.676	1:42.091	8	1:08.512	1:38.988	72	1:20.570	1:39.153	55	1:19.669	1:37.530	44	3 LAPS	2:51.836
			55	1:15.253	1:41.299	23	3 LAPS	1:59.966	72	1:22.177	1:38.148	83	1:07.448	1:32.470
			72	1:17.630	1:41.294	44	2 LAPS	1:59.025P	34	2 LAPS	1:43.957	20	9 LAPS	1:58.064P
			54	2 LAPS	1:53.815	29	1:33.595	1:41.402				1	1:18.228	1:40.963P
			42	1 LAP	2:38.533	33	4 LAPS	3:02.361				55	1:20.311	1:35.524
			16	3 LAPS	1:45.355	16	3 LAPS	1:47.095				72	1:24.265	1:36.970
			56	1:26.481	1:47.412P							40	3 LAPS	1:53.124
			29	1:28.406	1:41.153									
			47	1 LAP	1:50.066									

Weather/Track: Cloud/Drying

www.mstworld.com

Donington Park  
 Circuit Length = 1.9790 miles.  
 Start: 10:55 End: 12:26

**GT & Sports Car Cup for pre-66 GT and sportscars**  
**RACE 6 - LAP CHART - Donington Park - 2/3/4 May 2015**  
 (contd.)

Lap 21			Lap 22			Lap 23			Lap 24			Lap 25		
No	Behind	Laptime	No	Behind	Laptime	No	Behind	Laptime	No	Behind	Laptime	No	Behind	Laptime
59		1:31.013	74		1:29.004	74		1:35.764P	74		2:53.641	90		1:28.493
34	3 LAPS	1:40.556	90	1 LAP	1:29.392	17	4 LAPS	1:49.339	90	0.540	1:28.699	69	3 LAPS	1:36.992
74	0.977	1:30.181	72	1 LAP	1:42.623P	75	1 LAP	2:27.714	71	2 LAPS	3:03.953	33	5 LAPS	1:41.038
90	1 LAP	1:31.106	59	7.516	1:37.497P	44	4 LAPS	1:45.184	99	3 LAPS	1:41.461	75	2.702	1:27.468
29	1 LAP	1:37.779	34	3 LAPS	1:38.484	61	2 LAPS	1:35.912	75	4.267	1:28.547	71	2 LAPS	1:33.164
61	2 LAPS	1:35.179	40	4 LAPS	1:52.058	77	1 LAP	1:35.842	59	4.737	1:34.593	74	5.728	1:34.761
16	4 LAPS	1:40.577	61	2 LAPS	1:32.507	34	3 LAPS	1:46.224P	23	4 LAPS	1:49.027	59	5.889	1:30.185
77	1 LAP	1:33.101	77	1 LAP	1:28.678	54	4 LAPS	2:39.490	36	3 LAPS	1:38.390	77	11.293	1:24.087
42	2 LAPS	1:44.802	29	1 LAP	1:43.828P	16	4 LAPS	1:41.239	77	16.239	1:24.645	36	3 LAPS	1:35.033
47	2 LAPS	1:45.241	16	4 LAPS	1:40.064	40	4 LAPS	1:53.399	15	3 LAPS	1:40.142	99	3 LAPS	1:39.814
23	4 LAPS	1:55.202	42	2 LAPS	1:38.163	42	2 LAPS	1:37.275	34	3 LAPS	2:57.615	23	4 LAPS	1:46.248
62	1 LAP	1:40.745	1	1 LAP	2:29.654	20	11 LAPS	4:03.312	61	1 LAP	1:29.885	61	1 LAP	1:29.284
75	39.887	1:43.418P	2	3 LAPS	3:09.307	55	1 LAP	2:21.241	54	3 LAPS	1:33.654	15	3 LAPS	1:37.282
33	5 LAPS	1:49.750	47	2 LAPS	1:47.643P	1	1 LAP	1:32.693	47	2 LAPS	1:37.420	54	3 LAPS	1:32.522
80	1 LAP	1:38.734	80	1 LAP	1:38.641	8	1 LAP	1:29.630	17	3 LAPS	1:43.550	47	2 LAPS	1:33.238
95	1 LAP	1:53.639P	8	1 LAP	1:34.872	48	2 LAPS	3:00.970	44	3 LAPS	1:44.273	34	3 LAPS	1:50.641
54	3 LAPS	1:58.874P	62	1 LAP	1:44.429P	2	3 LAPS	1:42.026	80	1 LAP	2:37.657	17	3 LAPS	1:41.546
8	1 LAP	2:32.861	23	4 LAPS	1:51.496	80	1 LAP	1:43.418P	96	2 LAPS	1:35.639	96	2 LAPS	1:33.704
96	2 LAPS	1:43.007	33	5 LAPS	1:46.076	29	1 LAP	2:16.934	8	52.049	1:29.117	44	3 LAPS	1:40.804
99	3 LAPS	1:42.555	69	3 LAPS	1:40.643	76	2 LAPS	3:03.262	16	3 LAPS	1:36.178	8	50.437	1:27.421
69	3 LAPS	1:42.384	56	1 LAP	1:38.230	33	5 LAPS	1:44.732	1	58.436	1:33.811	80	1 LAP	1:37.134
48	1 LAP	1:47.075P	99	3 LAPS	1:43.716	56	1 LAP	1:35.235	55	59.591	1:35.769	16	3 LAPS	1:32.829
56	1 LAP	1:37.217	96	2 LAPS	1:48.718P	23	4 LAPS	1:48.659	42	1 LAP	1:41.370	1	59.653	1:30.250
36	3 LAPS	2:54.402	36	3 LAPS	1:46.913	69	3 LAPS	1:38.716	62	1 LAP	1:45.748	55	1:01.826	1:31.268
71	1 LAP	1:39.800	71	1 LAP	1:51.851P	72	1 LAP	2:41.874	48	1 LAP	1:30.027	42	1 LAP	1:33.244
76	1 LAP	1:42.511P	15	3 LAPS	1:42.973	99	3 LAPS	1:41.459	29	1:14.682	1:34.135	48	1 LAP	1:30.481
83	1:06.600	1:30.165	83	1:32.631	1:56.012P	36	3 LAPS	1:38.245	2	2 LAPS	1:38.818	62	1 LAP	1:40.504
15	3 LAPS	1:45.614	90	1:32.322	1:30.364	59	1:23.785	2:52.033	40	3 LAPS	1:48.780	29	1:13.724	1:28.075
17	3 LAPS	1:49.327				90	1:25.482	1:28.924	56	1:21.688	1:34.508	2	2 LAPS	1:34.403
44	3 LAPS	1:47.321				75	1:29.361	1:27.505	20	10 LAPS	1:46.859	56	1:25.243	1:32.588
55	1:27.744	1:38.446P				15	3 LAPS	1:40.320	76	1 LAP	1:36.073	72	1:26.998	1:32.344
						17	3 LAPS	1:44.277	72	1:23.687	1:31.635			
						77	1:45.235	1:26.475						
						44	3 LAPS	1:43.501						
						47	2 LAPS	2:32.735						
						61	1 LAP	1:29.194						
						54	3 LAPS	1:31.566						
						96	2 LAPS	2:23.097						
						62	1 LAP	2:53.497						
						16	3 LAPS	1:37.940						
						42	1 LAP	1:35.872						
						8	2:16.573	1:31.831						
						55	2:17.463	1:34.223						
						1	2:18.266	1:34.449						
						40	3 LAPS	1:50.704						
						48	1 LAP	1:32.992						
						20	10 LAPS	1:49.881						
						2	2 LAPS	1:36.718						
						29	2:34.188	1:32.132						
						76	1 LAP	1:36.645						

Weather/Track: Cloud/Drying

www.mstworld.com

Donington Park  
 Circuit Length = 1.9790 miles.  
 Start: 10:55 End: 12:26

**GT & Sports Car Cup for pre-66 GT and sportscars**  
**RACE 6 - LAP CHART - Donington Park - 2/3/4 May 2015**  
 (contd.)

Lap 26			Lap 27			Lap 28			Lap 29			Lap 30		
No	Behind	Laptime	No	Behind	Laptime	No	Behind	Laptime	No	Behind	Laptime	No	Behind	Laptime
90		1:27.291	90		1:26.762	90		1:23.747	75		1:24.292	75		1:25.219
76	2 LAPS	1:33.559	75	0.515	1:26.244	75	0.086	1:23.318	90	1.356	1:25.734	90	3.190	1:27.053
75	1.033	1:25.622	2	3 LAPS	1:34.395	42	2 LAPS	1:32.738	44	4 LAPS	1:36.452	29	1 LAP	1:31.306
71	2 LAPS	1:31.306	72	1 LAP	1:30.091	72	1 LAP	1:29.386	17	4 LAPS	1:37.913	16	4 LAPS	1:34.556
59	11.546	1:32.948	56	1 LAP	1:32.673	34	4 LAPS	1:49.011	72	1 LAP	1:29.453	80	2 LAPS	1:35.493
40	4 LAPS	1:47.064	76	2 LAPS	1:32.315	2	3 LAPS	1:35.397	42	2 LAPS	1:33.419	23	5 LAPS	1:45.393
74	13.692	1:35.255	71	2 LAPS	1:30.516	56	1 LAP	1:37.087	59	25.366	1:30.558	44	4 LAPS	1:37.074
77	14.032	1:30.030	77	13.306	1:26.036	62	2 LAPS	1:41.532	56	1 LAP	1:33.863	17	4 LAPS	1:35.818
69	3 LAPS	1:40.138	59	13.577	1:28.793	71	2 LAPS	1:30.129	2	3 LAPS	1:38.964	72	1 LAP	1:30.967
33	5 LAPS	1:41.482	74	17.276	1:30.346	59	19.186	1:29.356	74	29.259	1:32.144	42	2 LAPS	1:32.474
20	11 LAPS	1:50.924	69	3 LAPS	1:35.956	74	21.493	1:27.964	71	2 LAPS	1:34.738	59	28.867	1:28.720
36	3 LAPS	1:35.210	61	1 LAP	1:30.113	76	2 LAPS	1:45.301P	61	1 LAP	1:29.703	74	31.555	1:27.515
99	3 LAPS	1:37.531	33	5 LAPS	1:38.829	61	1 LAP	1:27.427	62	2 LAPS	1:44.629	56	1 LAP	1:32.989
61	1 LAP	1:28.324	36	3 LAPS	1:36.382	69	3 LAPS	1:35.625	34	4 LAPS	1:57.133P	71	2 LAPS	1:31.344
15	3 LAPS	1:34.797	40	4 LAPS	1:45.889	36	3 LAPS	1:37.290	69	3 LAPS	1:35.743	2	3 LAPS	1:33.887
54	3 LAPS	1:29.975	99	3 LAPS	1:36.636	54	3 LAPS	1:29.102	54	3 LAPS	1:28.764	61	1 LAP	1:26.659
47	2 LAPS	1:32.154	20	11 LAPS	1:46.590	33	5 LAPS	1:40.802	36	3 LAPS	1:35.013	62	2 LAPS	1:40.819
23	4 LAPS	1:45.460	54	3 LAPS	1:29.835	99	3 LAPS	1:37.499	8	55.303	1:26.425	54	3 LAPS	1:28.936
8	52.261	1:29.115	15	3 LAPS	1:34.328	15	3 LAPS	1:34.812	33	5 LAPS	1:39.579	8	55.635	1:25.551
96	2 LAPS	1:32.954	47	2 LAPS	1:31.300	40	4 LAPS	1:45.350	47	2 LAPS	1:32.809	69	3 LAPS	1:34.566
44	3 LAPS	1:39.937	8	50.622	1:25.123	47	2 LAPS	1:32.031	99	3 LAPS	1:37.860	36	3 LAPS	1:31.955
80	1 LAP	1:38.426	96	2 LAPS	1:31.293	8	53.256	1:26.381	15	3 LAPS	1:33.768	47	2 LAPS	1:29.591
17	3 LAPS	1:43.555	23	4 LAPS	1:44.323	20	11 LAPS	1:48.658	76	2 LAPS	2:05.849	15	3 LAPS	1:30.039
16	3 LAPS	1:34.119	80	1 LAP	1:35.236	96	2 LAPS	1:33.919	40	4 LAPS	1:45.704	99	3 LAPS	1:36.615
1	1:04.254	1:31.892	1	1:11.557	1:34.065	23	4 LAPS	1:43.130	96	2 LAPS	1:34.730	33	5 LAPS	1:38.986
48	1 LAP	1:28.926	16	3 LAPS	1:34.983	1	1:17.615	1:29.805	1	1:21.816	1:28.579	76	2 LAPS	1:31.857
34	3 LAPS	1:53.018	48	1 LAP	1:33.110	48	1 LAP	1:31.328	20	11 LAPS	1:45.415			
55	1:11.192	1:36.657P	44	3 LAPS	1:39.211	16	3 LAPS	1:34.207	48	1 LAP	1:29.408			
29	1:15.029	1:28.596	17	3 LAPS	1:38.714	29	1:23.476	1:30.445						
42	1 LAP	1:46.194	29	1:16.778	1:28.511	80	1 LAP	1:37.063						
62	1 LAP	1:39.945												

Weather/Track: Cloud/Drying

**GT & Sports Car Cup for pre-66 GT and sportscars**  
**RACE 6 - LAP CHART - Donington Park - 2/3/4 May 2015**  
 (contd.)

Lap 31			Lap 32			Lap 33			Lap 34			Lap 35		
No	Behind	Laptime	No	Behind	Laptime	No	Behind	Laptime	No	Behind	Laptime	No	Behind	Laptime
75		1:23.699	75		1:23.116	75		1:24.323	75		1:24.576	75		1:24.205
1	1 LAP	1:28.933	99	4 LAPS	1:35.123	62	3 LAPS	1:41.566	69	4 LAPS	1:32.458	2	4 LAPS	1:35.373
96	3 LAPS	1:33.553	90	5.961	1:25.695	90	4.992	1:23.354	15	4 LAPS	1:29.973	36	4 LAPS	1:30.836
90	3.382	1:23.891	1	1 LAP	1:27.794	76	3 LAPS	1:32.455	90	4.120	1:23.704	90	4.955	1:25.040
48	2 LAPS	1:28.744	33	6 LAPS	1:38.667	1	1 LAP	1:27.974	1	1 LAP	1:30.301	47	3 LAPS	1:30.923
29	1 LAP	1:26.438	96	3 LAPS	1:30.016	48	2 LAPS	1:30.591	76	3 LAPS	1:34.106	15	4 LAPS	1:30.197
40	5 LAPS	1:45.127	48	2 LAPS	1:28.412	29	1 LAP	1:30.197	62	3 LAPS	1:42.454	69	4 LAPS	1:32.689
16	4 LAPS	1:31.533	29	1 LAP	1:26.402	96	3 LAPS	1:31.562	48	2 LAPS	1:29.812	23	6 LAPS	1:43.637
80	2 LAPS	1:32.403	16	4 LAPS	1:31.926	99	4 LAPS	1:41.404P	29	1 LAP	1:29.584	1	1 LAP	1:27.852
20	12 LAPS	1:44.639	80	2 LAPS	1:32.975	33	6 LAPS	1:39.256	96	3 LAPS	1:33.170	76	3 LAPS	1:29.997
44	4 LAPS	1:34.912	40	5 LAPS	1:44.331	16	4 LAPS	1:30.928	74	1 LAP	2:33.255	48	2 LAPS	1:27.528
72	1 LAP	1:32.705	72	1 LAP	1:28.380	80	2 LAPS	1:32.733	33	6 LAPS	1:37.223	29	1 LAP	1:27.258
17	4 LAPS	1:39.589	59	36.544	1:27.327	72	1 LAP	1:28.227	20	13 LAPS	2:45.087	74	1 LAP	1:27.907
42	2 LAPS	1:33.956	44	4 LAPS	1:35.340	59	40.956	1:28.735	16	4 LAPS	1:37.866P	96	3 LAPS	1:32.682
59	32.333	1:27.165	42	2 LAPS	1:31.445	44	4 LAPS	1:34.245	72	1 LAP	1:30.573	62	3 LAPS	1:38.996
34	5 LAPS	2:41.293	20	12 LAPS	1:48.713P	61	1 LAP	1:28.564	59	45.126	1:28.746	99	5 LAPS	3:06.624
74	34.988	1:27.132	34	5 LAPS	1:33.911	56	1 LAP	1:31.292	80	2 LAPS	1:36.035	33	6 LAPS	1:35.357
23	5 LAPS	1:46.582	74	45.777	1:33.905P	40	5 LAPS	1:46.604	61	1 LAP	1:29.101	17	5 LAPS	2:29.981
56	1 LAP	1:29.672	17	4 LAPS	1:37.647	34	5 LAPS	1:33.731	44	4 LAPS	1:34.514	72	1 LAP	1:31.828
61	1 LAP	1:26.937	56	1 LAP	1:29.156	8	58.467	1:24.373	56	1 LAP	1:29.060	59	51.747	1:30.826
71	2 LAPS	1:31.192	61	1 LAP	1:27.553	71	2 LAPS	1:34.031	8	58.482	1:24.591	80	2 LAPS	1:34.167
2	3 LAPS	1:37.975	71	2 LAPS	1:30.826	17	4 LAPS	1:46.409P	34	5 LAPS	1:31.379	61	1 LAP	1:26.767
8	56.573	1:24.637	23	5 LAPS	1:41.939	2	3 LAPS	1:35.605	71	2 LAPS	1:35.577	8	58.138	1:23.861
54	3 LAPS	1:28.180	8	58.417	1:24.960	23	5 LAPS	1:44.837	40	5 LAPS	1:44.960	20	13 LAPS	1:46.218
69	3 LAPS	1:34.431	2	3 LAPS	1:33.415	36	3 LAPS	1:31.836				56	1 LAP	1:31.438
36	3 LAPS	1:30.841	36	3 LAPS	1:29.245	47	2 LAPS	1:30.904				44	4 LAPS	1:32.642
62	2 LAPS	1:39.785	69	3 LAPS	1:33.300							34	5 LAPS	1:30.699
47	2 LAPS	1:28.827	47	2 LAPS	1:29.403							71	2 LAPS	1:29.453
15	3 LAPS	1:28.601	15	3 LAPS	1:31.537									
76	2 LAPS	1:31.302												

Weather/Track: Cloud/Drying

www.mstworld.com

Donington Park  
 Circuit Length = 1.9790 miles.  
 Start: 10:55 End: 12:26

**GT & Sports Car Cup for pre-66 GT and sportscars**  
**RACE 6 - LAP CHART - Donington Park - 2/3/4 May 2015**  
 (contd.)

Lap 36			Lap 37			Lap 38			Lap 39			Lap 40		
No	Behind	Laptime	No	Behind	Laptime	No	Behind	Laptime	No	Behind	Laptime	No	Behind	Laptime
75		1:21.749	75		1:21.494	75		1:23.452	75		1:21.848	75		1:22.599
2	4 LAPS	1:32.581	71	3 LAPS	1:28.839	34	6 LAPS	1:30.261	80	3 LAPS	1:32.584	99	6 LAPS	1:32.785
90	12.670	1:29.464P	2	4 LAPS	1:34.965	44	5 LAPS	1:34.455	56	2 LAPS	1:30.203	17	6 LAPS	1:29.389
40	6 LAPS	1:45.382	15	4 LAPS	1:31.016	71	3 LAPS	1:30.700	34	6 LAPS	1:30.407	56	2 LAPS	1:31.359
36	4 LAPS	1:31.109	36	4 LAPS	1:33.095	20	14 LAPS	1:38.080	44	5 LAPS	1:32.502	80	3 LAPS	1:32.856
15	4 LAPS	1:30.105	1	1 LAP	1:26.919	15	4 LAPS	1:31.097	71	3 LAPS	1:30.780	34	6 LAPS	1:29.564
69	4 LAPS	1:33.297	69	4 LAPS	1:33.679	36	4 LAPS	1:31.794	20	14 LAPS	1:39.514	71	3 LAPS	1:30.980
47	3 LAPS	1:40.117P	40	6 LAPS	1:43.557	2	4 LAPS	1:33.316	15	4 LAPS	1:27.979	44	5 LAPS	1:40.280P
1	1 LAP	1:28.633	29	1 LAP	1:27.176	1	1 LAP	1:26.122	74	1 LAP	1:23.189	74	1 LAP	1:24.316
76	3 LAPS	1:30.067	74	1 LAP	1:26.346	74	1 LAP	1:22.956	1	1 LAP	1:29.970	15	4 LAPS	1:28.703
29	1 LAP	1:29.294	48	2 LAPS	1:29.556	29	1 LAP	1:27.059	36	4 LAPS	1:33.141	1	1 LAP	1:27.360
48	2 LAPS	1:29.550	76	3 LAPS	1:31.635	48	2 LAPS	1:28.439	29	1 LAP	1:27.109	20	14 LAPS	1:40.077
23	6 LAPS	1:45.131	16	5 LAPS	1:35.802	76	3 LAPS	1:35.668	2	4 LAPS	1:41.245P	29	1 LAP	1:27.892
74	1 LAP	1:22.593	96	3 LAPS	1:32.342	16	5 LAPS	1:32.663	48	2 LAPS	1:29.295	36	4 LAPS	1:32.137
16	5 LAPS	2:38.546	23	6 LAPS	1:44.135	96	3 LAPS	1:30.730	76	3 LAPS	1:30.730	48	2 LAPS	1:28.499
96	3 LAPS	1:32.078	99	5 LAPS	1:32.513	40	6 LAPS	1:55.144P	62	4 LAPS	2:32.226	76	3 LAPS	1:30.437
99	5 LAPS	1:34.296	90	1:05.496	2:14.320	90	1:08.915	1:26.871	96	3 LAPS	1:31.796	62	4 LAPS	1:30.906
62	3 LAPS	1:38.502	8	1:07.102	1:28.252	8	1:09.201	1:25.551	16	5 LAPS	1:34.372	8	1:21.866	1:31.040
17	5 LAPS	1:29.971	72	1 LAP	1:30.724	99	5 LAPS	1:35.137	8	1:13.425	1:26.072	16	5 LAPS	1:33.564
72	1 LAP	1:29.736	59	1:09.855	1:31.178	72	1 LAP	1:27.500	90	1:14.411	1:27.344	96	3 LAPS	1:35.082
59	1:00.171	1:30.173	17	5 LAPS	1:33.420	59	1:12.941	1:26.538	33	7 LAPS	2:40.616	40	7 LAPS	3:02.376
8	1:00.344	1:23.955	61	1 LAP	1:30.138	61	1 LAP	1:28.144	59	1:20.409	1:29.316			
33	6 LAPS	1:37.658	62	3 LAPS	1:47.234P	17	5 LAPS	1:30.563	72	1 LAP	1:30.847			
61	1 LAP	1:27.075	80	2 LAPS	1:32.051	23	6 LAPS	1:49.115P	61	1 LAP	1:26.945			
80	2 LAPS	1:32.751	33	6 LAPS	1:40.370P									
56	1 LAP	1:31.396	56	1 LAP	1:29.079									
44	4 LAPS	1:34.455												
34	5 LAPS	1:32.199												
20	13 LAPS	1:39.077												

Weather/Track: Cloud/Drying



**GT & Sports Car Cup for pre-66 GT and sportscars**  
**RACE 6 - LAP CHART - Donington Park - 2/3/4 May 2015**  
 (contd.)

Lap 41			Lap 42			Lap 43			Lap 44			Lap 45		
No	Behind	Laptime	No	Behind	Laptime	No	Behind	Laptime	No	Behind	Laptime	No	Behind	Laptime
75		1:26.863	75		1:23.421	75		1:20.424	75		1:26.483	75		1:20.817
23	8 LAPS	2:50.034	8	1 LAP	1:30.359P	16	6 LAPS	1:26.661	61	3 LAPS	2:36.031	2	7 LAPS	1:30.342
72	2 LAPS	1:28.846	16	6 LAPS	1:27.983	72	2 LAPS	1:27.952	76	4 LAPS	1:31.823	76	4 LAPS	1:29.654
59	1 LAP	1:30.355	96	4 LAPS	1:29.207	90	1 LAP	1:25.384	62	5 LAPS	1:30.982	61	3 LAPS	1:31.661
61	2 LAPS	1:29.488	72	2 LAPS	1:27.515	17	6 LAPS	1:27.917	20	15 LAPS	1:39.426	62	5 LAPS	1:29.650
90	1 LAP	1:38.669	59	1 LAP	1:28.554	96	4 LAPS	1:35.205P	56	3 LAPS	2:27.710	90	1 LAP	1:25.743
33	8 LAPS	1:38.403	90	1 LAP	1:27.570	59	1 LAP	1:35.668P	16	6 LAPS	1:28.108	16	6 LAPS	1:28.723
17	6 LAPS	1:30.121	17	6 LAPS	1:27.681	40	8 LAPS	1:32.200	90	1 LAP	1:24.680	56	3 LAPS	1:30.360
99	6 LAPS	1:32.807	40	8 LAPS	1:35.839	80	4 LAPS	2:44.070P	72	2 LAPS	1:26.998	17	6 LAPS	1:26.781
56	2 LAPS	1:27.965	61	2 LAPS	1:34.485P	99	6 LAPS	1:33.526	17	6 LAPS	1:25.536	72	2 LAPS	1:34.387P
34	6 LAPS	1:30.276	33	8 LAPS	1:36.876	33	8 LAPS	1:34.801	40	8 LAPS	1:33.004	20	15 LAPS	1:39.808
80	3 LAPS	1:37.180P	99	6 LAPS	1:35.892	34	6 LAPS	1:33.092	99	6 LAPS	1:32.195	96	5 LAPS	3:00.325
71	3 LAPS	1:29.394	23	8 LAPS	1:44.278	23	8 LAPS	1:40.113	33	8 LAPS	1:33.542	40	8 LAPS	1:32.459
74	1 LAP	1:22.247	44	6 LAPS	2:40.646	74	1 LAP	1:25.234	74	1 LAP	1:24.612	74	1 LAP	1:26.144
1	1 LAP	1:28.032	56	2 LAPS	1:34.419P	44	6 LAPS	1:37.269	59	1 LAP	1:50.726	99	6 LAPS	1:32.548
15	4 LAPS	1:33.664P	34	6 LAPS	1:29.564	71	3 LAPS	1:29.518	34	6 LAPS	1:32.844	33	8 LAPS	1:32.566
29	1 LAP	1:29.438	71	3 LAPS	1:29.352	15	5 LAPS	2:45.276	71	3 LAPS	1:31.899	34	6 LAPS	1:29.441
20	14 LAPS	1:38.583	74	1 LAP	1:23.873	36	5 LAPS	2:34.152	23	8 LAPS	1:38.149	59	1 LAP	1:33.851P
48	2 LAPS	1:27.860	1	1 LAP	1:26.867	1	1 LAP	1:29.648	44	6 LAPS	1:37.999	71	3 LAPS	1:29.914
36	4 LAPS	1:36.975P	29	1 LAP	1:25.492	29	1 LAP	1:25.795	15	5 LAPS	1:28.724	15	5 LAPS	1:28.658
76	3 LAPS	1:29.013	48	2 LAPS	1:29.326	8	1 LAP	2:25.689	36	5 LAPS	1:28.989	42	14 LAPS	18:27.667P
62	4 LAPS	1:28.426	2	6 LAPS	4:28.181	48	2 LAPS	1:28.130	1	1 LAP	1:25.728	1	1 LAP	1:27.736
			20	14 LAPS	1:38.921	2	6 LAPS	1:31.222	29	1 LAP	1:25.125	8	1 LAP	1:23.720
			76	3 LAPS	1:28.580				8	1 LAP	1:23.978	29	1 LAP	1:28.419
			62	4 LAPS	1:28.200				48	2 LAPS	1:28.743	36	5 LAPS	1:32.703
												23	8 LAPS	1:39.096
												44	6 LAPS	1:38.649

Weather/Track: Cloud/Drying

**GT & Sports Car Cup for pre-66 GT and sportscars**  
**RACE 6 - LAP CHART - Donington Park - 2/3/4 May 2015**  
 (contd.)

Lap 46			Lap 47			Lap 48			Lap 49			Lap 50		
No	Behind	Laptime	No	Behind	Laptime	No	Behind	Laptime	No	Behind	Laptime	No	Behind	Laptime
75		1:20.932	75		1:25.939P	75		2:17.372	75		1:23.752	75		1:22.213
48	3 LAPS	1:27.827	44	7 LAPS	1:36.514	40	8 LAPS	1:32.239	8	1 LAP	1:21.907	8	1 LAP	1:22.465
2	7 LAPS	1:30.205	23	9 LAPS	1:38.404	20	15 LAPS	1:37.806	40	8 LAPS	1:31.379	71	4 LAPS	2:37.393
90	1 LAP	1:25.117	48	3 LAPS	1:26.891	8	1 LAP	1:22.780	59	2 LAPS	1:27.151	59	2 LAPS	1:26.915
62	5 LAPS	1:29.148	72	3 LAPS	2:35.405	96	5 LAPS	1:40.599P	34	6 LAPS	1:29.061	40	8 LAPS	1:31.051
76	4 LAPS	1:30.579	2	7 LAPS	1:30.786	59	2 LAPS	1:26.889	15	5 LAPS	1:29.763	34	6 LAPS	1:28.620
61	3 LAPS	1:31.448	90	1 LAP	1:24.046	34	6 LAPS	1:30.130	99	6 LAPS	1:32.757	15	5 LAPS	1:27.851
16	6 LAPS	1:27.347	76	4 LAPS	1:27.623	99	6 LAPS	1:32.729	20	15 LAPS	1:39.553	36	5 LAPS	1:27.142
56	3 LAPS	1:26.993	62	5 LAPS	1:28.887	15	5 LAPS	1:30.252	36	5 LAPS	1:29.120	99	6 LAPS	1:31.265
17	6 LAPS	1:24.872	16	6 LAPS	1:27.091	33	8 LAPS	1:33.580	33	8 LAPS	1:34.077	76	4 LAPS	1:28.550
20	15 LAPS	1:37.381	17	6 LAPS	1:28.897	71	3 LAPS	1:35.287P	76	4 LAPS	2:21.922	20	15 LAPS	1:38.540
74	1 LAP	1:24.325	56	3 LAPS	1:30.254	36	5 LAPS	1:26.900	48	3 LAPS	2:51.127	33	8 LAPS	1:33.422
96	5 LAPS	1:39.339	61	3 LAPS	1:32.307	29	1 LAP	1:34.112P	72	2 LAPS	1:24.947	48	3 LAPS	1:29.189
40	8 LAPS	1:32.312	74	1 LAP	1:24.031	44	6 LAPS	1:34.418	42	15 LAPS	1:29.589	90	1:04.870	1:26.174
99	6 LAPS	1:31.577	20	15 LAPS	1:37.596	72	2 LAPS	1:28.056	90	1:00.909	1:28.337	42	15 LAPS	1:27.995
33	8 LAPS	1:32.072	96	5 LAPS	1:31.612	42	15 LAPS	1:30.142	44	6 LAPS	1:34.204	16	5 LAPS	1:26.502
34	6 LAPS	1:28.736	40	8 LAPS	1:30.950	90	56.324	1:27.919	16	5 LAPS	1:28.262	17	5 LAPS	1:26.262
71	3 LAPS	1:28.601	99	6 LAPS	1:31.873	23	8 LAPS	1:37.866	17	5 LAPS	1:27.671	44	6 LAPS	1:40.518
15	5 LAPS	1:27.060	34	6 LAPS	1:29.726	16	5 LAPS	1:27.764	62	4 LAPS	1:28.467	74	1:23.748	1:29.812
8	1 LAP	1:23.144	8	1 LAP	1:25.591	2	6 LAPS	1:31.606	1	1 LAP	1:28.691	62	4 LAPS	1:36.243
29	1 LAP	1:25.319	33	8 LAPS	1:33.997	17	5 LAPS	1:26.344	56	2 LAPS	1:28.809	1	1 LAP	1:35.289
1	1 LAP	1:29.749P	59	2 LAPS	2:58.269	62	4 LAPS	1:29.241	2	6 LAPS	1:33.257	56	2 LAPS	1:35.245
36	5 LAPS	1:27.827	71	3 LAPS	1:29.937	1	1 LAP	1:27.849	23	8 LAPS	1:38.298	2	6 LAPS	1:34.232
			15	5 LAPS	1:27.049	56	2 LAPS	1:27.036	74	1:16.149	1:23.550	72	2 LAPS	1:51.964
			29	1 LAP	1:25.578	61	2 LAPS	1:30.300	29	1 LAP	2:12.636	29	1 LAP	1:29.702
			36	5 LAPS	1:27.739	74	1:16.351	1:22.802	61	2 LAPS	1:29.746			
			48	2 LAPS	1:32.064P									
			44	6 LAPS	1:35.073									
			23	8 LAPS	1:37.585									
			42	15 LAPS	3:23.225									
			72	2 LAPS	1:28.486									
			90	1:45.777	1:27.635									
			2	6 LAPS	1:32.434									
			16	5 LAPS	1:27.681									
			62	4 LAPS	1:28.968									
			1	1 LAP	2:04.833									
			17	5 LAPS	1:26.359									
			76	3 LAPS	1:33.638P									
			56	2 LAPS	1:27.598									
			61	2 LAPS	1:32.341									
			74	2:10.921	1:23.241									

Weather/Track: Cloud/Drying

**GT & Sports Car Cup for pre-66 GT and sportscars**  
**RACE 6 - LAP CHART - Donington Park - 2/3/4 May 2015**  
 (contd.)

Lap 51			Lap 52			Lap 53			Lap 54			Lap 55		
No	Behind	Laptime	No	Behind	Laptime	No	Behind	Laptime	No	Behind	Laptime	No	Behind	Laptime
75		1:25.990	75		1:25.770	75		1:23.012	75		1:25.126	75		1:23.697
61	3 LAPS	1:29.315	72	3 LAPS	1:27.280	72	3 LAPS	1:25.228	72	3 LAPS	1:26.295	33	9 LAPS	1:33.789
23	9 LAPS	1:38.601	62	5 LAPS	1:28.826	1	2 LAPS	1:26.613	8	1 LAP	1:22.809	8	1 LAP	1:21.569
8	1 LAP	1:21.785	56	3 LAPS	1:29.383	62	5 LAPS	1:28.040	1	2 LAPS	1:27.019	72	3 LAPS	1:24.540
71	4 LAPS	1:31.832	29	2 LAPS	1:29.525	8	1 LAP	1:22.820	20	16 LAPS	1:39.249	1	2 LAPS	1:25.589
59	2 LAPS	1:26.425	2	7 LAPS	1:33.063	56	3 LAPS	1:27.879	62	5 LAPS	1:28.105	56	3 LAPS	1:28.656
40	8 LAPS	1:30.633	8	1 LAP	1:23.588	29	2 LAPS	1:27.654	56	3 LAPS	1:27.787	62	5 LAPS	1:29.790
34	6 LAPS	1:27.662	61	3 LAPS	1:30.846	61	3 LAPS	1:29.195	29	2 LAPS	1:27.088	29	2 LAPS	1:28.416
15	5 LAPS	1:26.433	44	7 LAPS	1:38.058	2	7 LAPS	1:30.720	61	3 LAPS	1:29.117	20	16 LAPS	1:38.444
36	5 LAPS	1:26.464	23	9 LAPS	1:36.791	44	7 LAPS	1:35.087	2	7 LAPS	1:29.331	61	3 LAPS	1:28.680
76	4 LAPS	1:26.942	59	2 LAPS	1:26.202	23	9 LAPS	1:37.252	59	2 LAPS	1:24.047	2	7 LAPS	1:28.450
99	6 LAPS	1:32.500	69	18 LAPS	21:48.274P	59	2 LAPS	1:25.592	44	7 LAPS	1:35.901	59	2 LAPS	1:25.360
48	3 LAPS	1:29.786	71	4 LAPS	1:32.984	71	4 LAPS	1:30.966	23	9 LAPS	1:37.091	44	7 LAPS	1:33.830
33	8 LAPS	1:34.069	34	6 LAPS	1:28.891	15	5 LAPS	1:26.196	15	5 LAPS	1:27.256	15	5 LAPS	1:26.979
20	15 LAPS	1:39.303	15	5 LAPS	1:28.829	34	6 LAPS	1:28.542	36	5 LAPS	1:27.353	36	5 LAPS	1:27.958
90	1:06.672	1:27.792	40	8 LAPS	1:31.903	36	5 LAPS	1:27.066	71	4 LAPS	1:31.349	76	4 LAPS	1:28.307
42	15 LAPS	1:27.469	36	5 LAPS	1:26.770	76	4 LAPS	1:26.137	34	6 LAPS	1:30.425	71	4 LAPS	1:29.422
17	5 LAPS	1:25.202	76	4 LAPS	1:25.819	40	8 LAPS	1:32.565	76	4 LAPS	1:25.343	34	6 LAPS	1:29.984
74	1:20.344	1:22.586	99	6 LAPS	1:31.891	99	6 LAPS	1:31.391	40	8 LAPS	1:31.976	23	9 LAPS	1:38.896
1	1 LAP	1:27.883	48	3 LAPS	1:30.645	48	3 LAPS	1:28.854	99	6 LAPS	1:31.699	40	8 LAPS	1:31.787
			33	8 LAPS	1:33.735	90	1:13.170	1:27.710	48	3 LAPS	1:28.022	48	3 LAPS	1:29.601
			90	1:08.472	1:27.570	17	5 LAPS	1:25.126	90	1:16.161	1:28.117	99	6 LAPS	1:33.009
			17	5 LAPS	1:25.801	33	8 LAPS	1:34.465	17	5 LAPS	1:28.018	74	1:18.344	1:25.444
			42	15 LAPS	1:29.942	42	15 LAPS	1:26.543	74	1:16.597	1:24.929	90	1:19.895	1:27.431
			20	15 LAPS	1:39.766	74	1:16.794	1:22.869	42	15 LAPS	1:26.816	17	5 LAPS	1:27.502
			74	1:16.937	1:22.363							42	15 LAPS	1:27.242

Weather/Track: Cloud/Drying

**GT & Sports Car Cup for pre-66 GT and sportscars**  
**RACE 6 - LAP CHART - Donington Park - 2/3/4 May 2015**  
 (contd.)

Lap 56			Lap 57			Lap 58			Lap 59			Lap 60		
No	Behind	Laptime	No	Behind	Laptime	No	Behind	Laptime	No	Behind	Laptime	No	Behind	Laptime
75		1:22.897	75		1:25.294	75		1:26.962	75		1:23.428			
8	1 LAP	1:21.995	8	1 LAP	1:24.263	48	4 LAPS	1:31.245	17	6 LAPS	1:25.354			
72	3 LAPS	1:24.779	42	16 LAPS	1:28.719	17	6 LAPS	1:28.129	48	4 LAPS	1:28.738			
1	2 LAPS	1:26.623	72	3 LAPS	1:25.563	23	10 LAPS	1:40.982	42	16 LAPS	1:27.022			
33	9 LAPS	1:35.404	90	1 LAP	1:36.026	42	16 LAPS	1:28.082	72	3 LAPS	1:25.088			
56	3 LAPS	1:27.369	1	2 LAPS	1:27.643	72	3 LAPS	1:24.725	99	7 LAPS	1:34.441			
29	2 LAPS	1:27.355	56	3 LAPS	1:27.447	99	7 LAPS	1:32.086	23	10 LAPS	1:39.951			
62	5 LAPS	1:28.577	29	2 LAPS	1:28.054	1	2 LAPS	1:30.707	1	2 LAPS	1:28.387			
61	3 LAPS	1:28.515	33	9 LAPS	1:34.832	90	1 LAP	1:39.217	56	3 LAPS	1:28.246			
2	7 LAPS	1:28.797	62	5 LAPS	1:27.448	56	3 LAPS	1:28.988	29	2 LAPS	1:27.807			
59	2 LAPS	1:24.960	2	7 LAPS	1:30.302	29	2 LAPS	1:29.096	62	5 LAPS	1:28.255			
20	16 LAPS	1:39.252	59	2 LAPS	1:25.145	62	5 LAPS	1:29.096	59	2 LAPS	1:26.009			
15	5 LAPS	1:26.765	69	22 LAPS	7:12.638	33	9 LAPS	1:34.294	90	1 LAP	1:40.201P			
44	7 LAPS	1:33.679	20	16 LAPS	1:40.029	59	2 LAPS	1:26.200	33	9 LAPS	1:34.789			
36	5 LAPS	1:28.558	15	5 LAPS	1:28.847	16	12 LAPS	10:41.680	2	7 LAPS	1:29.601			
76	4 LAPS	1:26.319	76	4 LAPS	1:27.067	2	7 LAPS	1:28.937	15	5 LAPS	1:28.043			
71	4 LAPS	1:29.754	44	7 LAPS	1:35.573	15	5 LAPS	1:33.311	16	12 LAPS	1:55.054			
34	6 LAPS	1:28.698	36	5 LAPS	1:32.971	76	4 LAPS	1:31.712	76	4 LAPS	1:27.456			
40	8 LAPS	1:31.100	71	4 LAPS	1:29.885	69	22 LAPS	1:45.034	34	6 LAPS	1:29.604			
23	9 LAPS	1:36.968	34	6 LAPS	1:29.818	20	16 LAPS	1:39.981	71	4 LAPS	1:32.153			
74	1:19.373	1:23.926	74	1:17.163	1:23.084	71	4 LAPS	1:30.051	74	1:19.133	1:28.145			
48	3 LAPS	1:29.026	40	8 LAPS	1:30.618	34	6 LAPS	1:30.393	69	22 LAPS	1:38.980			
17	5 LAPS	1:27.538	8	1:25.061	1:24.735	44	7 LAPS	1:36.403	8	1:20.746	1:23.858			
99	6 LAPS	1:32.072				74	1:14.416	1:24.215	20	16 LAPS	1:40.488			
						36	5 LAPS	1:39.702	44	7 LAPS	1:34.098			
						8	1:20.316	1:22.217	40	8 LAPS	1:56.760P			
						40	8 LAPS	1:30.387	36	5 LAPS	2:19.770P			

Weather/Track: Cloud/Drying

**U2TC for pre-66 under two litre Touring Cars**  
**RACE 7 - QUALIFYING - Donington Park - 2/3/4 May 2015**

POS	NO	CL	DRIVER(S)	CAR	TIME	LAPS	GAP	MPH
1	1	C	Furiani/Stippler	Alfa Romeo Giulia Sprint GTA	1:23.664	17		85.15
2	100	D	Shaw/Oliver	BMW 1800 Ti/SA	1:23.961	17	0.297	84.85
3	89	C	Banks/Banks	Alfa Romeo Giulia Sprint GTA	1:24.085	15	0.421	84.72
4	52	C	Dutton/Brown	Ford Lotus Cortina	1:24.517	16	0.853	84.29
5	16	C	Tomlin/Stretton	Ford Lotus Cortina	1:24.943	20	1.279	83.87
6	13	C	Wolfe	Ford Lotus Cortina	1:25.214	13	1.550	83.60
7	5	C	Monteverde/Pearson	Ford Consul Cortina	1:25.625	16	1.961	83.20
8	70	C	Kremer	Ford Lotus Cortina	1:25.916	12	2.252	82.92
9	63	C	Tromans/Meaden	Ford Lotus Cortina Mk1	1:25.956	6	2.292	82.88
10	69	C	Avill/Hyett	Ford Lotus Cortina	1:26.013	17	2.349	82.82
11	8	C	Lay/Fores	Ford Lotus Cortina	1:26.687	17	3.023	82.18
12	59	B	Beebee/Beebee	Austin Mini Cooper S	1:27.183	19	3.519	81.71
13	68	C	Pattle	Ford Lotus Cortina	1:27.370	18	3.706	81.54
14	134	D	Wood/Wood	BMW 1800 Ti	1:27.609	18	3.945	81.32
15	17	C	Henderson/Henderson	Ford Lotus Cortina Mk1	1:27.655	19	3.991	81.27
16	23	B	Procter/Twyman	Austin Mini Cooper S	1:27.672	19	4.008	81.26
17	49	D	McInerney	Ford Lotus Cortina	1:27.982	16	4.318	80.97
18	33	C	Lawley/Smith	Alfa Romeo Giulia Sprint GTA	1:28.525	20	4.861	80.47
19	92	B	Jones	Morris Mini Cooper S	1:28.531	14	4.867	80.47
20	148	D	James/Letts	BMW 1800 Ti	1:28.767	18	5.103	80.26
21	66	C	Lund/Strommen	Ford Lotus Cortina Mk1	1:28.993	16	5.329	80.05
22	45	C	Spiers	Ford Lotus Cortina	1:29.615	15	5.951	79.50
23	74	C	Wright/Salvadori	Alfa Romeo Giulia GTA	1:30.332	17	6.668	78.86
24	195	C	Smail/Mann	Ford Lotus Cortina	1:31.569	17	7.905	77.80
25	62	C	Wilwert/Maillet	Alfa Romeo Giulia TI Super	1:34.287	13	10.623	75.56

Car 64 did not complete a timed lap (2 laps into pits)  
 Car 17 requires a working transponder . Car 52 - transponder stopped working.  
 These results are provisional until the conclusion of any judicial and technical matters.

Donington Park  
 Circuit Length = 1.9790 miles.  
 Start: 13:38 End: 14:08

Clerk of the Course:

Timekeeper:

**U2TC for pre-66 under two litre Touring Cars**  
**RACE 7 - QUALIFYING LAP ANALYSIS - Donington Park - 2/3/4 May 2015**

<b>1</b>	<b>Furiani/Stippler</b>	Alfa Romeo Giulia Sprint GTA			
1 - X:00.000	6 - 1:24.605	11 - 1:26.188	16 - <b>1:23.664</b>		
2 - 1:25.905	7 - 1:24.223	12 - 1:34.901	17 - 1:26.182		
3 - 1:25.146	8 - 1:36.596P	13 - 1:43.502P			
4 - 1:24.267	9 - 5:41.855	14 - 3:03.427			
5 - 1:24.209	10 - 1:28.825	15 - 1:24.728			
<b>5</b>	<b>Monteverde/Pearson</b>	Ford Consul Cortina			
1 - X:00.000	6 - <b>1:25.625</b>	11 - 1:29.391	16 - 1:40.086P		
2 - 1:27.246	7 - 1:35.076P	12 - 1:28.927			
3 - 1:26.809	8 - 2:24.175	13 - 1:27.829			
4 - 1:26.272	9 - 1:28.026	14 - 1:26.492			
5 - 1:25.737	10 - 1:27.804	15 - 1:27.659			
<b>8</b>	<b>Lay/Fores</b>	Ford Lotus Cortina			
1 - X:00.000	6 - 1:27.109	11 - 1:32.221P	16 - 1:32.592		
2 - 1:29.515	7 - 1:27.222	12 - 5:15.399	17 - 1:37.854P		
3 - 1:27.462	8 - 1:27.206	13 - 1:36.908			
4 - <b>1:26.687</b>	9 - 1:28.199	14 - 1:33.851			
5 - 1:27.369	10 - 1:27.938	15 - 1:31.663			
<b>13</b>	<b>Wolfe</b>	Ford Lotus Cortina			
1 - X:00.000	6 - 1:25.569	11 - 1:25.918			
2 - 1:27.470	7 - <b>1:25.214</b>	12 - 1:25.259			
3 - 1:27.376	8 - 1:40.750P	13 - 1:35.354P			
4 - 1:27.008	9 - 6:09.295				
5 - 1:32.574	10 - 1:26.604				
<b>16</b>	<b>Tomlin/Stretton</b>	Ford Lotus Cortina			
1 - X:00.000	6 - 2:31.623	11 - 1:27.579	16 - 1:28.110		
2 - 1:31.825	7 - 1:27.506	12 - 1:27.562	17 - 1:26.645		
3 - 1:28.180	8 - 1:27.023	13 - 1:26.174	18 - 1:25.410		
4 - 1:26.705	9 - 1:25.526	14 - <b>1:24.943</b>	19 - 1:25.629		
5 - 1:40.558P	10 - 1:26.834	15 - 1:26.771	20 - 1:25.376		
<b>17</b>	<b>Henderson/Henderson</b>	Ford Lotus Cortina Mk1			
1 - X:00.000	6 - 1:34.928	11 - 1:28.863	16 - 1:30.728		
2 - 1:41.686	7 - 1:44.475P	12 - 1:31.025	17 - 1:28.512		
3 - 1:37.810	8 - 2:40.111	13 - 1:28.915	18 - <b>1:27.655</b>		
4 - 1:37.470	9 - 1:30.702	14 - 1:28.275	19 - 1:27.716		
5 - 1:37.654	10 - 1:28.638	15 - 1:31.815			

Car 64 did not complete a timed lap (2 laps into pits)  
 Car 17 requires a working transponder . Car 52 - transponder stopped working.

Donington Park  
 Circuit Length = 1.9790 miles.  
 Start: 13:38 End: 14:08

**U2TC for pre-66 under two litre Touring Cars**  
**RACE 7 - QUALIFYING LAP ANALYSIS - Donington Park - 2/3/4 May 2015**  
 (contd.)

<b>23</b>	<b>Procter/Twyman</b>	Austin Mini Cooper S			
1 - X:00.000	6 - 1:32.095	11 - 2:53.586	16 - 1:29.315		
2 - 1:34.863	7 - 1:31.510	12 - 1:30.460	17 - 1:28.772		
3 - 1:35.339	8 - 1:31.712	13 - 1:30.224	18 - 1:28.178		
4 - 1:31.982	9 - 1:30.526	14 - 1:32.902	19 - <b>1:27.672</b>		
5 - 1:32.465	10 - 1:35.773P	15 - 1:28.944			
<b>33</b>	<b>Lawley/Smith</b>	Alfa Romeo Giulia Sprint GTA			
1 - X:00.000	6 - 1:30.569	11 - 1:29.615	16 - 1:31.566		
2 - 1:35.201	7 - 1:30.050	12 - 1:29.155	17 - 1:30.967		
3 - 1:31.925	8 - 1:31.383	13 - <b>1:28.525</b>	18 - 1:29.714		
4 - 1:31.692	9 - 1:30.398	14 - 1:28.855	19 - 1:30.160		
5 - 1:30.476	10 - 1:30.327	15 - 1:31.149	20 - 1:29.489		
<b>45</b>	<b>Spiers</b>	Ford Lotus Cortina			
1 - X:00.000	6 - 1:30.313	11 - 1:39.395P			
2 - 1:35.048	7 - 1:32.753	12 - 9:13.502			
3 - 1:33.354	8 - 1:29.869	13 - 1:33.122			
4 - 1:32.463	9 - 1:30.723	14 - 1:29.862			
5 - 1:33.121	10 - <b>1:29.615</b>	15 - 1:29.835			
<b>49</b>	<b>McInerney</b>	Ford Lotus Cortina			
1 - X:00.000	6 - 1:28.531	11 - 2:34.937	16 - 1:42.600P		
2 - 1:31.822	7 - <b>1:27.982</b>	12 - 1:28.967			
3 - 1:29.353	8 - 1:28.095	13 - 1:29.590			
4 - 1:29.465	9 - 1:29.521	14 - 1:30.115			
5 - 1:28.349	10 - 1:46.532P	15 - 1:42.958			
<b>52</b>	<b>Dutton/Brown</b>	Ford Lotus Cortina			
1 - X:00.000	6 - 1:25.214	11 - 1:25.560	16 - 1:39.865P		
2 - 1:29.985	7 - 1:24.535	12 - <b>1:24.517</b>			
3 - 1:25.893	8 - 1:25.070	13 - 1:24.764			
4 - 1:25.227	9 - 1:33.300P	14 - 1:28.472			
5 - 1:26.611	10 - 4:13.522	15 - 1:25.218			
<b>59</b>	<b>Beebee/Beebee</b>	Austin Mini Cooper S			
1 - X:00.000	6 - 1:29.485	11 - 1:27.794	16 - 1:29.466		
2 - 1:34.915	7 - 1:29.026	12 - 1:27.281	17 - 1:32.050		
3 - 1:31.289	8 - 1:38.417P	13 - 1:36.926	18 - <b>1:27.183</b>		
4 - 1:30.881	9 - 2:55.948	14 - 1:35.870	19 - 1:27.791		
5 - 1:29.513	10 - 1:33.727	15 - 1:33.016			

Car 64 did not complete a timed lap (2 laps into pits)  
 Car 17 requires a working transponder . Car 52 - transponder stopped working.

## U2TC for pre-66 under two litre Touring Cars

### RACE 7 - QUALIFYING LAP ANALYSIS - Donington Park - 2/3/4 May 2015

(contd.)

<b>62</b>	<b>Wilwert/Maillet</b>	Alfa Romeo Giulia TI Super			
1 -	X:00.000	6 -	1:37.361	11 -	<b>1:34.287</b>
2 -	1:43.531	7 -	1:45.070P	12 -	1:35.786
3 -	1:44.927	8 -	4:30.092	13 -	1:40.683P
4 -	1:40.776	9 -	1:44.098		
5 -	1:39.728	10 -	1:36.615		
<b>63</b>	<b>Tromans/Meaden</b>	Ford Lotus Cortina Mk1			
1 -	X:00.000	6 -	<b>1:25.956</b>		
2 -	1:29.155				
3 -	1:27.335				
4 -	1:33.736P				
5 -	2:24.266				
<b>64</b>	<b>McInerney</b>	Ford Lotus Cortina			
1 -	X:00.000P				
2 -	9:46.295P				
<b>66</b>	<b>Lund/Strommen</b>	Ford Lotus Cortina Mk1			
1 -	X:00.000	6 -	1:29.323	11 -	3:52.807
2 -	1:32.230	7 -	<b>1:28.993</b>	12 -	1:30.110
3 -	1:32.137	8 -	1:29.316	13 -	1:30.835
4 -	1:29.729	9 -	1:37.004P	14 -	1:30.438
5 -	1:29.665	10 -	4:51.780P	15 -	1:29.419
<b>68</b>	<b>Pattle</b>	Ford Lotus Cortina			
1 -	X:00.000	6 -	2:33.273P	11 -	1:31.701P
2 -	1:31.125	7 -	2:08.483	12 -	2:27.340
3 -	1:28.278	8 -	<b>1:27.370</b>	13 -	1:27.614
4 -	1:27.691	9 -	1:28.333	14 -	1:27.893
5 -	1:31.713P	10 -	1:27.785	15 -	1:29.739
<b>69</b>	<b>Avill/Hyett</b>	Ford Lotus Cortina			
1 -	X:00.000	6 -	<b>1:26.013</b>	11 -	1:29.172
2 -	1:28.079	7 -	1:27.148	12 -	1:30.616
3 -	1:27.414	8 -	1:27.326	13 -	1:28.680
4 -	1:26.472	9 -	1:34.916P	14 -	1:28.775
5 -	1:26.408	10 -	2:57.134	15 -	1:28.614

Car 64 did not complete a timed lap (2 laps into pits)  
Car 17 requires a working transponder . Car 52 - transponder stopped working.

Donington Park  
Circuit Length = 1.9790 miles.  
Start: 13:38 End: 14:08



**U2TC for pre-66 under two litre Touring Cars**  
**RACE 7 - QUALIFYING LAP ANALYSIS - Donington Park - 2/3/4 May 2015**  
 (contd.)

<b>70</b>	<b>Kremer</b>	Ford Lotus Cortina			
1 - X:00.000	6 - 1:26.183	11 - <b>1:25.916</b>			
2 - 1:27.753	7 - 1:27.035	12 - 1:42.217P			
3 - 1:27.141	8 - 1:49.812P				
4 - 1:26.439	9 - 6:40.217				
5 - 1:26.649	10 - 1:26.302				
<b>74</b>	<b>Wright/Salvadori</b>	Alfa Romeo Giulia GTA			
1 - X:00.000	6 - 4:06.731	11 - 1:34.411	16 - 1:38.596		
2 - 1:34.380	7 - 1:37.968	12 - 1:33.656	17 - 1:34.298		
3 - 1:32.323	8 - 1:38.289	13 - 1:35.880			
4 - <b>1:30.332</b>	9 - 1:34.015	14 - 1:40.944			
5 - 1:47.384P	10 - 1:34.410	15 - 1:35.767			
<b>89</b>	<b>Banks/Banks</b>	Alfa Romeo Giulia Sprint GTA			
1 - X:00.000	6 - 1:25.177	11 - 1:26.543			
2 - 1:26.470	7 - <b>1:24.085</b>	12 - 1:24.618			
3 - 1:24.604	8 - 1:27.092	13 - 1:25.702			
4 - 1:25.543	9 - 1:33.786P	14 - 1:25.004			
5 - 1:25.523	10 - 2:27.650	15 - 1:35.544P			
<b>92</b>	<b>Jones</b>	Morris Mini Cooper S			
1 - X:00.000	6 - 1:29.089	11 - 1:45.064P			
2 - 1:33.789	7 - 1:28.556	12 - 6:51.095			
3 - 1:39.451	8 - 1:29.599	13 - 1:29.400			
4 - 1:35.975	9 - 1:28.658	14 - 1:39.146P			
5 - 1:30.786	10 - <b>1:28.531</b>				
<b>100</b>	<b>Shaw/Oliver</b>	BMW 1800 Ti/SA			
1 - X:00.000	6 - 1:33.483P	11 - 1:36.863P	16 - 1:25.045		
2 - 1:27.179	7 - 3:16.964	12 - 4:54.179	17 - <b>1:23.961</b>		
3 - 1:26.350	8 - 1:25.759	13 - 1:25.228			
4 - 1:27.790	9 - 1:25.428	14 - 1:26.203			
5 - 1:26.028	10 - 1:25.744	15 - 1:25.597			
<b>134</b>	<b>Wood/Wood</b>	BMW 1800 Ti			
1 - X:00.000	6 - 1:39.082	11 - 1:30.274	16 - 1:28.739		
2 - 1:45.902	7 - 1:37.177	12 - 1:29.288	17 - 1:28.461		
3 - 1:40.489	8 - 1:39.216	13 - 1:28.256	18 - <b>1:27.609</b>		
4 - 1:41.843	9 - 1:46.578P	14 - 1:28.287			
5 - 1:39.233	10 - 3:17.781	15 - 1:29.556			

Car 64 did not complete a timed lap (2 laps into pits)  
 Car 17 requires a working transponder . Car 52 - transponder stopped working.

Donington Park  
 Circuit Length = 1.9790 miles.  
 Start: 13:38 End: 14:08

## U2TC for pre-66 under two litre Touring Cars

### RACE 7 - QUALIFYING LAP ANALYSIS - Donington Park - 2/3/4 May 2015

(contd.)


<b>148 James/Letts</b>		BMW 1800 Ti			
1 - X:00.000	6 - 1:34.392	11 - 1:29.939	16 - 1:29.709		
2 - 1:38.911	7 - 1:35.517	12 - 1:29.868	17 - <b>1:28.767</b>		
3 - 1:40.588	8 - 1:36.638	13 - 1:30.637	18 - 1:29.430		
4 - 1:35.793	9 - 1:42.776P	14 - 1:29.830			
5 - 1:36.737	10 - 2:59.444	15 - 1:29.736			

<b>195 Smail/Mann</b>		Ford Lotus Cortina			
1 - X:00.000	6 - 1:31.805	11 - 1:35.633	16 - 1:33.892		
2 - 1:34.785	7 - 1:33.649	12 - 1:34.193	17 - 1:33.411		
3 - 1:56.631P	8 - <b>1:31.569</b>	13 - 1:35.768			
4 - 2:29.698	9 - 1:42.692P	14 - 1:34.392			
5 - 1:32.241	10 - 3:37.180	15 - 1:33.628			

Car 64 did not complete a timed lap (2 laps into pits)  
Car 17 requires a working transponder . Car 52 - transponder stopped working.

**U2TC for pre-66 under two litre Touring Cars  
RACE 7 - GRID - Donington Park - 2/3/4 May 2015**

ROW 13	62 Wilwert/Maillet	64 McInerney
ROW 12	74 Wright/Salvadori	195 Smail/Mann
ROW 11	66 Lund/Strommen	45 Spiers
ROW 10	92 Jones	148 James/Letts
ROW 9	49 McInerney	33 Lawley/Smith
ROW 8	17 Henderson/Henderson	23 Procter/Twyman
ROW 7	68 Pattle	134 Wood/Wood
ROW 6	8 Lay/Fores	59 Beebee/Beebee
ROW 5	63 Tromans/Meaden	69 Avill/Hyett
ROW 4	5 Monteverde/Pearson	70 Kremer
ROW 3	16 Tomlin/Stretton	13 Wolfe
ROW 2	89 Banks/Banks	52 Dutton/Brown
ROW 1	1 Furiani/Stippler	100 Shaw/Oliver
	<b>POLE</b>	
		

**Car 64 did not complete a timed lap (2 laps into pits)  
Car 17 requires a working transponder . Car 52 - transponder stopped working.  
These results are provisional until the conclusion of any judicial and technical matters.**

Donington Park  
Circuit Length = 1.9790 miles.  
Start: 13:38 End: 14:08

Clerk of the Course:		Timekeeper:
----------------------	--	-------------

## U2TC for pre-66 under two litre Touring Cars

### RACE 7 - CLASSIFICATION - Donington Park - 2/3/4 May 2015

POS	NO	CL	DRIVER(S)	CAR	TIME	LAPS	GAP	MPH	BEST
1	89	C	Banks/Banks	Alfa Romeo Giulia Sprint GTA	1:00:28.461	42		82.43	1:24.211
2	100	D	Oliver/Shaw	BMW 1800 Ti/SA	1:00:46.514	42	18.053	82.02	1:24.540
3	63	C	Meaden/Tromans	Ford Lotus Cortina Mk1	1:01:07.066	42	38.605	81.56	1:24.422
4	5	C	Monteverde/Pearson	Ford Consul Cortina	1:01:38.222	42	1:09.761	80.88	1:25.443
5	16	C	Tomlin/Stretton	Ford Lotus Cortina	1:01:42.857	42	1:14.396	80.77	1:25.494
6	70	C	Kremer	Ford Lotus Cortina	1:00:46.519	41	1 LAP	80.07	1:25.808
7	68	C	Pattle	Ford Lotus Cortina	1:01:13.299	41	1 LAP	79.49	1:26.595
8	134	D	Wood	BMW 1800 Ti	1:01:47.214	41	1 LAP	78.76	1:27.586
9	45	C	Spiers	Ford Lotus Cortina	1:00:40.885	40	2 LAPS	78.24	1:27.595
10	23	B	Procter/Twyman	Austin Mini Cooper S	1:01:05.272	40	2 LAPS	77.72	1:28.257
11	148	D	James/Letts	BMW 1800 Ti	1:00:43.030	39	3 LAPS	76.23	1:28.392
12	74	C	Wright/Salvadori	Alfa Romeo Giulia GTA	1:00:54.507	39	3 LAPS	75.99	1:28.492
13	66	C	Lund/Strommen	Ford Lotus Cortina Mk1	57:48.433	38	4 LAPS	78.02	1:27.904
14	62	C	Wilwert/Mailliet	Alfa Romeo Giulia TI Super	1:01:20.929	38	4 LAPS	73.51	1:32.406
15	69	C	Avill/Hyett	Ford Lotus Cortina	55:25.331	36	6 LAPS	77.09	1:25.752
16	195	C	Mann/Smal	Ford Lotus Cortina	51:48.630	33	9 LAPS	75.59	1:30.099
17	1	C	Stippler/Furiani	Alfa Romeo Giulia Sprint GTA	38:40.622	27	15 LAPS	82.84	1:23.647
18	8	C	Lay/Fores	Ford Lotus Cortina	37:54.715	24	18 LAPS	75.11	1:27.588
19	49	D	McInerney	Ford Lotus Cortina	23:58.903	16	26 LAPS	79.14	1:28.156
20	13	C	Wolfe	Ford Lotus Cortina	21:36.357	15	27 LAPS	82.35	1:24.908
21	64	C	McInerney	Ford Lotus Cortina	19:27.284	13	29 LAPS	79.24	1:26.978
22	17	C	Henderson/Henderson	Ford Lotus Cortina Mk1	16:44.242	11	31 LAPS	77.92	1:28.101
23	59	B	Beebee/Beebee	Austin Mini Cooper S	11:59.809	8	34 LAPS	79.02	1:27.873
24	92	B	Jones	Morris Mini Cooper S	10:40.176	7	35 LAPS	77.72	1:29.054
25	52	C	Dutton	Ford Lotus Cortina	5:03.573	3	39 LAPS	70.03	1:26.064
26	33	C	Lawley/Smith	Alfa Romeo Giulia Sprint GTA	1:38.243	1	41 LAPS	71.38	1:38.243

#### FASTEST LAP

1	C	Stippler/Furiani	Alfa Romeo Giulia Sprint GTA	1:23.647	25	85.17mph	137.07kph
100	D	Oliver/Shaw	BMW 1800 Ti/SA	1:24.540	28	84.27mph	135.62kph
59	B	Beebee/Beebee	Austin Mini Cooper S	1:27.873	4	81.07mph	130.47kph

Car 62 - transponder worked intermittently

Weather/Track: Bright/Dry

These results are provisional until the conclusion of any judicial and technical matters.

Donington Park

Circuit Length = 1.9790 miles.

Start: 13:30 End: 14:30

Clerk of the Course:	Timekeeper:
----------------------	-------------

**U2TC for pre-66 under two litre Touring Cars**  
**RACE 7 - LAP ANALYSIS - Donington Park - 2/3/4 May 2015**

<b>1</b>	<b>Stippler/Furiani</b>	Alfa Romeo Giulia Sprint GTA				
1 - 1:27.088	6 - 1:24.180	11 - 1:24.231	16 - 1:23.898	21 - 1:24.697	26 - 1:28.397P	
2 - 1:24.049	7 - 1:24.144	12 - 1:24.203	17 - 1:24.261	22 - 1:24.193	27 - 2:03.596	
3 - 1:24.131	8 - 1:23.810	13 - 1:24.313	18 - 1:24.361	23 - 1:23.855		
4 - 1:24.474	9 - 1:24.647	14 - 1:24.123	19 - 1:24.492	24 - 1:23.880		
5 - 1:24.546	10 - 1:24.548	15 - 1:24.431	20 - 1:24.427	25 - <b>1:23.647</b>		
<b>5</b>	<b>Monteverde/Pearson</b>	Ford Consul Cortina				
1 - 1:31.711	11 - 1:27.438	21 - 1:26.085	31 - 1:26.128	41 - 1:26.903		
2 - 1:28.248	12 - 1:27.033	22 - 1:26.041	32 - 1:25.704	42 - 1:26.543		
3 - 1:27.498	13 - 1:27.303	23 - 1:28.147	33 - <b>1:25.443</b>			
4 - 1:33.890	14 - 1:30.090P	24 - 1:26.899	34 - 1:26.170			
5 - 1:27.295	15 - 2:06.292	25 - 1:26.826	35 - 1:26.216			
6 - 1:27.249	16 - 1:26.720	26 - 1:26.504	36 - 1:26.256			
7 - 1:27.316	17 - 1:27.337	27 - 1:26.320	37 - 1:26.385			
8 - 1:26.454	18 - 1:27.371	28 - 1:26.023	38 - 1:26.390			
9 - 1:29.646	19 - 1:26.914	29 - 1:26.512	39 - 1:25.864			
10 - 1:26.815	20 - 1:25.781	30 - 1:25.962	40 - 1:26.500			
<b>8</b>	<b>Lay/Fores</b>	Ford Lotus Cortina				
1 - 1:39.487	6 - 1:30.788	11 - 1:29.796	16 - 1:29.372	21 - <b>1:27.588</b>		
2 - 1:30.483	7 - 1:29.010	12 - 1:30.711	17 - 1:29.092	22 - 1:28.716		
3 - 1:31.136	8 - 1:29.191	13 - 1:30.681	18 - 1:29.620	23 - 1:27.638		
4 - 1:31.121	9 - 1:29.433	14 - 1:29.919	19 - 1:32.443P	24 - 1:43.267P		
5 - 1:29.847	10 - 1:29.167	15 - 1:29.106	20 - 3:07.103			
<b>13</b>	<b>Wolfe</b>	Ford Lotus Cortina				
1 - 1:31.709	6 - 1:25.411	11 - 1:25.330				
2 - 1:25.548	7 - 1:25.175	12 - 1:25.644				
3 - 1:25.464	8 - 1:25.292	13 - 1:25.207				
4 - <b>1:24.908</b>	9 - 1:25.141	14 - 1:25.194				
5 - 1:35.568	10 - 1:25.122	15 - 1:25.644				
<b>16</b>	<b>Tomlin/Stretton</b>	Ford Lotus Cortina				
1 - 1:33.860	11 - 1:27.276	21 - 1:26.297	31 - 1:27.038	41 - 1:26.645		
2 - 1:28.074	12 - 1:26.969	22 - 1:26.495	32 - 1:25.736	42 - 1:25.925		
3 - 1:28.824	13 - 1:26.675	23 - 1:25.602	33 - 1:26.189			
4 - 1:28.537	14 - 1:27.638	24 - 1:26.985	34 - 1:27.862			
5 - 1:27.967	15 - 1:27.320	25 - 1:27.100	35 - 1:26.472			
6 - 1:26.974	16 - 1:32.312P	26 - 1:26.011	36 - 1:26.615			
7 - 1:27.583	17 - 2:12.211	27 - 1:25.913	37 - 1:25.933			
8 - 1:26.807	18 - 1:26.911	28 - <b>1:25.494</b>	38 - 1:25.845			
9 - 1:27.017	19 - 1:26.429	29 - 1:25.828	39 - 1:26.415			
10 - 1:27.348	20 - 1:26.999	30 - 1:25.813	40 - 1:26.913			

Car 62 - transponder worked intermittently  
 Weather/Track: Bright/Dry

**U2TC for pre-66 under two litre Touring Cars**  
**RACE 7 - LAP ANALYSIS - Donington Park - 2/3/4 May 2015**  
 (contd.)

<b>17</b>	<b>Henderson/Henderson</b>	Ford Lotus Cortina Mk1			
1 - 1:36.805	6 - 1:32.469	11 - 1:42.932P			
2 - 1:29.230	7 - 1:29.380				
3 - <b>1:28.101</b>	8 - 1:29.138				
4 - 1:28.131	9 - 1:28.992				
5 - 1:29.255	10 - 1:29.809				
<b>23</b>	<b>Procter/Twyman</b>	Austin Mini Cooper S			
1 - 1:41.532	11 - 1:32.396	21 - 1:33.722P	31 - 1:28.628		
2 - 1:32.168	12 - 1:30.608	22 - 2:22.745	32 - 1:28.709		
3 - 1:30.942	13 - 1:29.431	23 - 1:30.020	33 - 1:28.641		
4 - 1:30.656	14 - 1:29.768	24 - 1:29.138	34 - 1:28.610		
5 - 1:31.147	15 - 1:29.892	25 - 1:28.896	35 - 1:28.974		
6 - 1:29.689	16 - 1:30.470	26 - 1:29.106	36 - 1:30.245		
7 - 1:32.704	17 - 1:30.422	27 - <b>1:28.257</b>	37 - 1:28.652		
8 - 1:30.226	18 - 1:30.905	28 - 1:30.355	38 - 1:29.206		
9 - 1:30.469	19 - 1:30.901	29 - 1:28.838	39 - 1:28.432		
10 - 1:30.311	20 - 1:31.022	30 - 1:29.288	40 - 1:29.151		
<b>33</b>	<b>Lawley/Smith</b>	Alfa Romeo Giulia Sprint GTA			
1 - <b>1:38.243</b>					
<b>45</b>	<b>Spiers</b>	Ford Lotus Cortina			
1 - 1:41.528	11 - 1:30.136	21 - <b>1:27.595</b>	31 - 1:28.056		
2 - 1:29.415	12 - 1:28.274	22 - 1:31.092P	32 - 1:28.046		
3 - 1:30.611	13 - 1:28.565	23 - 2:41.680	33 - 1:28.312		
4 - 1:29.848	14 - 1:28.093	24 - 1:29.198	34 - 1:29.019		
5 - 1:28.759	15 - 1:28.621	25 - 1:28.288	35 - 1:29.976		
6 - 1:27.714	16 - 1:29.477	26 - 1:28.511	36 - 1:28.101		
7 - 1:28.461	17 - 1:28.566	27 - 1:28.573	37 - 1:29.312		
8 - 1:28.120	18 - 1:28.656	28 - 1:28.632	38 - 1:28.314		
9 - 1:29.384	19 - 1:28.390	29 - 1:28.864	39 - 1:28.917		
10 - 1:28.439	20 - 1:29.615	30 - 1:30.335	40 - 1:29.392		
<b>49</b>	<b>McInerney</b>	Ford Lotus Cortina			
1 - 1:35.624	6 - 1:28.207	11 - 1:29.787	16 - 1:37.498P		
2 - 1:29.896	7 - 1:29.252	12 - 1:30.870			
3 - <b>1:28.156</b>	8 - 1:28.175	13 - 1:29.110			
4 - 1:28.486	9 - 1:28.729	14 - 1:29.320			
5 - 1:28.686	10 - 1:28.634	15 - 1:28.473			

Car 62 - transponder worked intermittently  
 Weather/Track: Bright/Dry

**U2TC for pre-66 under two litre Touring Cars**  
**RACE 7 - LAP ANALYSIS - Donington Park - 2/3/4 May 2015**  
 (contd.)

<b>52</b>	<b>Dutton</b>	Ford Lotus Cortina			
1 - 1:30.757 2 - <b>1:26.064</b> 3 - 2:06.752P					
<b>59</b>	<b>Beebee/Beebee</b>	Austin Mini Cooper S			
1 - 1:34.363    6 - 1:28.848 2 - 1:29.708    7 - 1:29.249 3 - 1:28.087    8 - 1:33.491P 4 - <b>1:27.873</b> 5 - 1:28.190					
<b>62</b>	<b>Wilwert/Mailliet</b>	Alfa Romeo Giulia TI Super			
1 - 1:44.986    11 - 1:34.534    21 - 1:35.913P    31 - 1:38.409 2 - 1:34.794    12 - 1:33.850    22 - 2:40.917    32 - 1:36.501 3 - 1:34.498    13 - 1:33.262    23 - 1:38.468    33 - 1:34.359 4 - 1:34.691    14 - 1:33.067    24 - 1:36.718    34 - 1:34.913 5 - 1:33.615    15 - <b>1:32.406</b> 25 - 1:36.074    35 - 1:34.305 6 - 1:33.900    16 - 1:32.880    26 - 1:39.487    36 - 1:34.903 7 - 1:33.801    17 - 1:33.186    27 - 1:35.732    37 - 1:36.934 8 - 1:34.688    18 - 1:33.840    28 - 1:35.592    38 - 1:34.405 9 - 1:34.211    19 - 1:34.134    29 - 1:35.156 10 - 1:33.428    20 - 1:33.711    30 - 1:34.661					
<b>63</b>	<b>Meaden/Tromans</b>	Ford Lotus Cortina Mk1			
1 - 1:32.312    11 - 1:25.948    21 - 1:25.122    31 - 1:27.656    41 - 1:28.173 2 - 1:26.729    12 - 1:25.982    22 - 1:25.110    32 - 1:27.174    42 - 1:26.854 3 - 1:24.507    13 - 1:24.905    23 - 1:24.848    33 - 1:26.150 4 - <b>1:24.422</b> 14 - 1:25.601    24 - 1:24.903    34 - 1:27.386 5 - 1:26.020    15 - 1:25.620    25 - 1:29.665P    35 - 1:26.925 6 - 1:25.017    16 - 1:25.174    26 - 2:10.427    36 - 1:26.572 7 - 1:24.697    17 - 1:24.820    27 - 1:27.873    37 - 1:27.260 8 - 1:24.981    18 - 1:24.991    28 - 1:26.528    38 - 1:26.845 9 - 1:24.979    19 - 1:24.771    29 - 1:27.097    39 - 1:26.333 10 - 1:25.388    20 - 1:24.854    30 - 1:29.819    40 - 1:26.628					
<b>64</b>	<b>McInerney</b>	Ford Lotus Cortina			
1 - 1:42.931    6 - 1:27.472    11 - 1:28.590 2 - 1:28.380    7 - <b>1:26.978</b> 12 - 1:27.529 3 - 1:29.085    8 - 1:27.286    13 - 1:36.761P 4 - 1:27.171    9 - 1:29.246 5 - 1:27.471    10 - 1:28.384					

Car 62 - transponder worked intermittently  
 Weather/Track: Bright/Dry

**U2TC for pre-66 under two litre Touring Cars**  
**RACE 7 - LAP ANALYSIS - Donington Park - 2/3/4 May 2015**  
 (contd.)

<b>66</b>	<b>Lund/Strommen</b>	<b>Ford Lotus Cortina Mk1</b>			
1 - 1:43.495	11 - 1:28.851	21 - 1:30.134	31 - 1:30.462		
2 - 1:30.482	12 - 1:29.334	22 - 1:29.678	32 - <b>1:27.904</b>		
3 - 1:31.999	13 - 1:29.605	23 - 1:29.715	33 - 1:28.027		
4 - 1:29.469	14 - 1:30.107	24 - 1:29.087	34 - 1:28.019		
5 - 1:29.567	15 - 1:28.717	25 - 1:29.042	35 - 1:28.262		
6 - 1:28.973	16 - 1:31.726	26 - 1:28.900	36 - 1:28.317		
7 - 1:28.856	17 - 1:31.338	27 - 1:28.749	37 - 1:28.094		
8 - 1:29.649	18 - 1:34.671 <sup>P</sup>	28 - 1:28.528	38 - 1:28.146		
9 - 1:29.005	19 - 2:23.393	29 - 1:29.188			
10 - 1:29.411	20 - 1:30.809	30 - 1:28.724			
<b>68</b>	<b>Pattle</b>	<b>Ford Lotus Cortina</b>			
1 - 1:35.219	11 - 1:28.957	21 - 1:27.100	31 - 1:27.160	41 - 1:28.268	
2 - 1:31.272	12 - 1:29.769	22 - 1:29.641 <sup>P</sup>	32 - 1:26.795		
3 - 1:28.625	13 - 1:28.198	23 - 2:26.701	33 - 1:26.603		
4 - 1:29.077	14 - 1:27.350	24 - 1:28.002	34 - 1:27.025		
5 - 1:27.875	15 - 1:26.976	25 - 1:27.362	35 - 1:27.318		
6 - 1:28.868	16 - 1:28.667	26 - 1:27.247	36 - 1:26.795		
7 - 1:27.656	17 - 1:29.276	27 - 1:27.297	37 - <b>1:26.595</b>		
8 - 1:28.697	18 - 1:28.619	28 - 1:27.390	38 - 1:26.668		
9 - 1:28.998	19 - 1:28.702	29 - 1:27.943	39 - 1:27.233		
10 - 1:28.856	20 - 1:27.209	30 - 1:27.440	40 - 1:27.850		
<b>69</b>	<b>Avill/Hyett</b>	<b>Ford Lotus Cortina</b>			
1 - 1:35.035	11 - 1:26.379	21 - 1:32.929 <sup>P</sup>	31 - 1:27.490		
2 - 1:27.876	12 - 1:26.093	22 - 3:00.467	32 - 1:27.271		
3 - 1:28.900	13 - 1:40.592	23 - 1:28.414	33 - 1:27.818		
4 - 1:30.054	14 - 1:29.229	24 - 1:29.407	34 - 1:29.416		
5 - 1:28.726	15 - 1:27.646	25 - 1:27.458	35 - 1:31.872		
6 - 1:26.692	16 - 1:26.474	26 - 1:28.011	36 - 1:55.309 <sup>P</sup>		
7 - 1:27.482	17 - 1:27.979	27 - 1:27.801			
8 - <b>1:25.752</b>	18 - 1:27.618	28 - 1:27.490			
9 - 1:31.301	19 - 1:38.243	29 - 1:28.107			
10 - 1:27.161	20 - 1:27.724	30 - 1:29.115			
<b>70</b>	<b>Kremer</b>	<b>Ford Lotus Cortina</b>			
1 - 1:33.091	11 - 1:27.187	21 - 1:27.148	31 - 1:35.726	41 - 1:27.568	
2 - 1:27.245	12 - 1:27.176	22 - 1:26.539	32 - 1:26.730		
3 - 1:27.683	13 - 1:27.715	23 - 1:26.651	33 - 1:26.761		
4 - 1:27.745	14 - 1:27.747	24 - 1:31.539 <sup>P</sup>	34 - 1:27.086		
5 - 1:28.177	15 - 1:26.943	25 - 2:24.772	35 - 1:26.485		
6 - <b>1:25.808</b>	16 - 1:26.706	26 - 1:27.613	36 - 1:26.962		
7 - 1:26.391	17 - 1:26.607	27 - 1:26.581	37 - 1:26.161		
8 - 1:26.352	18 - 1:26.799	28 - 1:26.701	38 - 1:27.381		
9 - 1:26.413	19 - 1:27.524	29 - 1:27.444	39 - 1:26.839		
10 - 1:27.233	20 - 1:26.707	30 - 1:27.015	40 - 1:29.568		

Car 62 - transponder worked intermittently  
 Weather/Track: Bright/Dry



**U2TC for pre-66 under two litre Touring Cars**  
**RACE 7 - LAP ANALYSIS - Donington Park - 2/3/4 May 2015**  
 (contd.)

<b>74</b>	<b>Wright/Salvadori</b>	Alfa Romeo Giulia GTA			
1 - 1:42.001	11 - <b>1:28.492</b>	21 - 1:29.690	31 - 1:34.588		
2 - 1:30.914	12 - 1:30.636	22 - 1:33.962P	32 - 1:32.368		
3 - 1:30.484	13 - 1:29.063	23 - 2:47.609	33 - 1:33.625		
4 - 1:32.831	14 - 1:29.371	24 - 1:36.057	34 - 1:32.759		
5 - 1:29.779	15 - 1:28.596	25 - 1:33.511	35 - 1:33.375		
6 - 1:28.926	16 - 1:29.486	26 - 1:32.853	36 - 1:34.323		
7 - 1:28.951	17 - 1:29.080	27 - 1:34.032	37 - 1:31.295		
8 - 1:29.447	18 - 1:29.903	28 - 1:34.621	38 - 1:34.797		
9 - 1:28.788	19 - 1:28.851	29 - 1:33.600	39 - 1:32.159		
10 - 1:29.737	20 - 1:29.129	30 - 1:34.818			
<b>89</b>	<b>Banks/Banks</b>	Alfa Romeo Giulia Sprint GTA			
1 - 1:30.619	11 - 1:24.361	21 - 1:57.409	31 - 1:25.263	41 - 1:25.850	
2 - 1:25.276	12 - 1:24.304	22 - 1:25.829	32 - 1:25.587	42 - 1:27.719	
3 - 1:24.737	13 - 1:24.791	23 - 1:25.482	33 - 1:26.337		
4 - 1:25.062	14 - 1:24.732	24 - 1:25.418	34 - 1:24.972		
5 - 1:25.274	15 - 1:24.561	25 - 1:25.424	35 - 1:25.466		
6 - 1:24.745	16 - 1:24.958	26 - 1:25.638	36 - 1:26.677		
7 - 1:24.669	17 - 1:25.809	27 - 1:25.272	37 - 1:27.437		
8 - 1:24.644	18 - 1:25.007	28 - 1:25.251	38 - 1:26.808		
9 - <b>1:24.211</b>	19 - 1:24.782	29 - 1:25.502	39 - 1:26.491		
10 - 1:24.891	20 - 1:29.662P	30 - 1:25.655	40 - 1:25.879		
<b>92</b>	<b>Jones</b>	Morris Mini Cooper S			
1 - 1:39.846	6 - 1:29.329				
2 - 1:30.756	7 - <b>1:29.054</b>				
3 - 1:31.804					
4 - 1:29.791					
5 - 1:29.596					
<b>100</b>	<b>Oliver/Shaw</b>	BMW 1800 Ti/SA			
1 - 1:29.238	11 - 1:26.244	21 - 1:24.796	31 - 1:25.770	41 - 1:30.274	
2 - 1:26.392	12 - 1:26.544	22 - 1:25.053	32 - 1:25.379	42 - 1:25.560	
3 - 1:25.765	13 - 1:26.330	23 - 1:24.866	33 - 1:25.257		
4 - 1:25.789	14 - 1:26.656	24 - 1:24.841	34 - 1:24.772		
5 - 1:26.207	15 - 1:27.615	25 - 1:25.092	35 - 1:24.989		
6 - 1:26.463	16 - 1:27.042	26 - 1:25.030	36 - 1:24.789		
7 - 1:25.999	17 - 1:33.850P	27 - 1:24.584	37 - 1:24.858		
8 - 1:25.954	18 - 1:54.412	28 - <b>1:24.540</b>	38 - 1:24.837		
9 - 1:26.665	19 - 1:26.249	29 - 1:25.767	39 - 1:29.896		
10 - 1:26.241	20 - 1:24.893	30 - 1:25.847	40 - 1:25.169		

Car 62 - transponder worked intermittently  
 Weather/Track: Bright/Dry

**U2TC for pre-66 under two litre Touring Cars**  
**RACE 7 - LAP ANALYSIS - Donington Park - 2/3/4 May 2015**  
 (contd.)

<b>134</b>	<b>Wood</b>	<b>BMW 1800 Ti</b>					
1 - 1:35.051	11 - 1:29.133	21 - 1:28.185	31 - 1:28.108	41 - 1:28.482			
2 - 1:29.546	12 - 1:30.365	22 - 1:32.276 <sup>P</sup>	32 - <b>1:27.586</b>				
3 - 1:28.592	13 - 1:29.031	23 - 2:33.020	33 - 1:28.902				
4 - 1:28.268	14 - 1:29.081	24 - 1:28.247	34 - 1:28.322				
5 - 1:29.979	15 - 1:28.880	25 - 1:28.416	35 - 1:29.250				
6 - 1:28.354	16 - 1:28.438	26 - 1:27.906	36 - 1:28.812				
7 - 1:28.244	17 - 1:28.606	27 - 1:28.183	37 - 1:28.897				
8 - 1:28.324	18 - 1:28.464	28 - 1:27.593	38 - 1:27.884				
9 - 1:29.461	19 - 1:29.158	29 - 1:28.060	39 - 1:28.166				
10 - 1:28.925	20 - 1:27.650	30 - 1:29.412	40 - 1:27.957				
<b>148</b>	<b>James/Letts</b>	<b>BMW 1800 Ti</b>					
1 - 1:42.948	11 - 1:34.862	21 - 1:29.006	31 - 1:28.637				
2 - 1:36.410	12 - 1:33.767	22 - 1:29.032	32 - 1:28.824				
3 - 1:34.408	13 - 1:32.881	23 - 1:29.065	33 - 1:31.766				
4 - 1:34.530	14 - 1:34.612	24 - 1:29.099	34 - 1:30.033				
5 - 1:33.324	15 - 1:33.244	25 - 1:29.018	35 - 1:28.407				
6 - 1:32.864	16 - 1:32.248	26 - 1:29.694	36 - 1:29.782				
7 - 1:33.393	17 - 1:33.989	27 - <b>1:28.392</b>	37 - 1:28.498				
8 - 1:33.478	18 - 1:40.043 <sup>P</sup>	28 - 1:28.963	38 - 1:29.664				
9 - 1:34.414	19 - 2:31.894	29 - 1:30.085	39 - 1:29.422				
10 - 1:34.008	20 - 1:29.664	30 - 1:28.662					
<b>195</b>	<b>Mann/Smail</b>	<b>Ford Lotus Cortina</b>					
1 - 1:44.473	6 - 1:31.786	11 - 1:31.498	16 - 1:30.744	21 - 1:30.999	26 - 1:32.097	31 - 1:32.432	
2 - 1:32.908	7 - 1:31.158	12 - 1:31.509	17 - 1:30.690	22 - <b>1:30.099</b>	27 - 1:32.458	32 - 1:33.145	
3 - 1:32.381	8 - 1:30.424	13 - 1:30.787	18 - 1:30.801	23 - 1:35.200 <sup>P</sup>	28 - 1:32.250	33 - 1:34.755	
4 - 1:31.250	9 - 1:30.620	14 - 1:31.081	19 - 1:31.525	24 - 2:39.479	29 - 1:33.111		
5 - 1:31.068	10 - 1:31.069	15 - 1:30.176	20 - 1:32.093	25 - 1:32.710	30 - 1:31.854		

Car 62 - transponder worked intermittently  
 Weather/Track: Bright/Dry

**U2TC for pre-66 under two litre Touring Cars**  
**RACE 7 - LAP CHART - Donington Park - 2/3/4 May 2015**

Lap 1			Lap 2			Lap 3			Lap 4			Lap 5		
No	Behind	Laptime	No	Behind	Laptime	No	Behind	Laptime	No	Behind	Laptime	No	Behind	Laptime
1		1:27.088	1		1:24.049	1		1:24.131	1		1:24.474	1		1:24.546
100	2.150	1:29.238	100	4.493	1:26.392	89	5.364	1:24.737	89	5.952	1:25.062	89	6.680	1:25.274
89	3.531	1:30.619	89	4.758	1:25.276	100	6.127	1:25.765	100	7.442	1:25.789	100	9.103	1:26.207
52	3.669	1:30.757	52	5.684	1:26.064	13	7.453	1:25.464	13	7.887	1:24.908	63	9.702	1:26.020
13	4.621	1:31.709	13	6.120	1:25.548	63	8.280	1:24.507	63	8.228	1:24.422	13	18.909	1:35.568
5	4.623	1:31.711	63	7.904	1:26.729	5	12.189	1:27.498	70	16.022	1:27.745	70	19.653	1:28.177
63	5.224	1:32.312	5	8.822	1:28.248	70	12.751	1:27.683	16	19.553	1:28.537	16	22.974	1:27.967
70	6.003	1:33.091	70	9.199	1:27.245	16	15.490	1:28.824	59	20.289	1:27.873	59	23.933	1:28.190
16	6.772	1:33.860	16	10.797	1:28.074	69	16.543	1:28.900	5	21.605	1:33.890	5	24.354	1:27.295
59	7.275	1:34.363	69	11.774	1:27.876	59	16.890	1:28.087	134	21.715	1:28.268	69	26.303	1:28.726
69	7.947	1:35.035	59	12.934	1:29.708	134	17.921	1:28.592	69	22.123	1:30.054	49	26.560	1:28.686
134	7.963	1:35.051	134	13.460	1:29.546	49	18.408	1:28.156	49	22.420	1:28.486	134	27.148	1:29.979
68	8.131	1:35.219	49	14.383	1:29.896	17	18.868	1:28.101	17	22.525	1:28.131	17	27.234	1:29.255
49	8.536	1:35.624	17	14.898	1:29.230	68	19.848	1:28.625	68	24.451	1:29.077	68	27.780	1:27.875
17	9.717	1:36.805	68	15.354	1:31.272	64	25.128	1:29.085	64	27.825	1:27.171	64	30.750	1:27.471
33	11.155	1:38.243	8	18.833	1:30.483	8	25.838	1:31.136	45	31.660	1:29.848	45	35.873	1:28.759
8	12.399	1:39.487	92	19.465	1:30.756	45	26.286	1:30.611	92	32.455	1:29.791	92	37.505	1:29.596
92	12.758	1:39.846	45	19.806	1:29.415	92	27.138	1:31.804	8	32.485	1:31.121	8	37.786	1:29.847
23	14.444	1:41.532	64	20.174	1:28.380	74	28.131	1:30.484	23	35.556	1:30.656	66	40.724	1:29.567
45	14.440	1:41.528	74	21.778	1:30.914	23	29.374	1:30.942	66	35.703	1:29.469	74	41.721	1:29.779
74	14.913	1:42.001	23	22.563	1:32.168	66	30.708	1:31.999	74	36.488	1:32.831	23	42.157	1:31.147
148	15.860	1:42.948	66	22.840	1:30.482	195	34.494	1:32.381	195	41.270	1:31.250	195	47.792	1:31.068
64	15.843	1:42.931	195	26.244	1:32.908	148	38.498	1:34.408	148	48.554	1:34.530	148	57.332	1:33.324
66	16.407	1:43.495	148	28.221	1:36.410	62	39.010	1:34.498	62	49.227	1:34.691	62	58.296	1:33.615
195	17.385	1:44.473	62	28.643	1:34.794	52	48.305	2:06.752P						
62	17.898	1:44.986												

Car 62 - transponder worked intermittently  
Weather/Track: Bright/Dry

**U2TC for pre-66 under two litre Touring Cars**  
**RACE 7 - LAP CHART - Donington Park - 2/3/4 May 2015**  
 (contd.)

Lap 6			Lap 7			Lap 8			Lap 9			Lap 10		
No	Behind	Laptime	No	Behind	Laptime	No	Behind	Laptime	No	Behind	Laptime	No	Behind	Laptime
1		1:24.180	1		1:24.144	1		1:23.810	1		1:24.647	1		1:24.548
89	7.245	1:24.745	89	7.770	1:24.669	89	8.604	1:24.644	148	1 LAP	1:33.478	89	8.511	1:24.891
63	10.539	1:25.017	63	11.092	1:24.697	63	12.263	1:24.981	62	1 LAP	1:34.688	148	1 LAP	1:34.414
100	11.386	1:26.463	100	13.241	1:25.999	100	15.385	1:25.954	89	8.168	1:24.211	63	13.435	1:25.388
13	20.140	1:25.411	13	21.171	1:25.175	13	22.653	1:25.292	63	12.595	1:24.979	62	1 LAP	1:34.211
70	21.281	1:25.808	70	23.528	1:26.391	70	26.070	1:26.352	100	17.403	1:26.665	100	19.096	1:26.241
16	25.768	1:26.974	16	29.207	1:27.583	16	32.204	1:26.807	13	23.147	1:25.141	13	23.721	1:25.122
5	27.423	1:27.249	5	30.595	1:27.316	5	33.239	1:26.454	70	27.836	1:26.413	70	30.521	1:27.233
59	28.601	1:28.848	69	32.153	1:27.482	69	34.095	1:25.752	16	34.574	1:27.017	16	37.374	1:27.348
69	28.815	1:26.692	59	33.706	1:29.249	134	39.936	1:28.324	5	38.238	1:29.646	5	40.505	1:26.815
49	30.587	1:28.207	134	35.422	1:28.244	49	40.060	1:28.175	69	40.749	1:31.301	69	43.362	1:27.161
134	31.322	1:28.354	49	35.695	1:29.252	64	40.352	1:27.286	49	44.142	1:28.729	49	48.228	1:28.634
68	32.468	1:28.868	68	35.980	1:27.656	68	40.867	1:28.697	134	44.750	1:29.461	64	48.787	1:28.384
64	34.042	1:27.472	64	36.876	1:26.978	59	43.387	1:33.491P	64	44.951	1:29.246	134	49.127	1:28.925
17	35.523	1:32.469	17	40.759	1:29.380	17	46.087	1:29.138	68	45.218	1:28.998	68	49.526	1:28.856
45	39.407	1:27.714	45	43.724	1:28.461	45	48.034	1:28.120	17	50.432	1:28.992	17	55.693	1:29.809
92	42.654	1:29.329	92	47.564	1:29.054	8	54.641	1:29.191	45	52.771	1:29.384	45	56.662	1:28.439
8	44.394	1:30.788	8	49.260	1:29.010	66	56.068	1:29.649	8	59.427	1:29.433	8	1:04.046	1:29.167
66	45.517	1:28.973	66	50.229	1:28.856	74	56.911	1:29.447	66	1:00.426	1:29.005	66	1:05.289	1:29.411
74	46.467	1:28.926	74	51.274	1:28.951	23	1:02.642	1:30.226	74	1:01.052	1:28.788	74	1:06.241	1:29.737
23	47.666	1:29.689	23	56.226	1:32.704	195	1:09.026	1:30.424	23	1:08.464	1:30.469	23	1:14.227	1:30.311
195	55.398	1:31.786	195	1:02.412	1:31.158				195	1:14.999	1:30.620	195	1:21.520	1:31.069
148	1:06.016	1:32.864	148	1:15.265	1:33.393									
62	1:08.016	1:33.900	62	1:17.673	1:33.801									

Car 62 - transponder worked intermittently  
 Weather/Track: Bright/Dry

Donington Park  
 Circuit Length = 1.9790 miles.  
 Start: 13:30 End: 14:30

**U2TC for pre-66 under two litre Touring Cars**  
**RACE 7 - LAP CHART - Donington Park - 2/3/4 May 2015**  
 (contd.)

Lap 11			Lap 12			Lap 13			Lap 14			Lap 15		
No	Behind	Laptime	No	Behind	Laptime	No	Behind	Laptime	No	Behind	Laptime	No	Behind	Laptime
1		1:24.231	1		1:24.203	1		1:24.313	1		1:24.123	1		1:24.431
89	8.641	1:24.361	195	1 LAP	1:31.498	23	1 LAP	1:30.608	23	1 LAP	1:29.431	66	1 LAP	1:30.107
63	15.152	1:25.948	89	8.742	1:24.304	89	9.220	1:24.791	89	9.829	1:24.732	74	1 LAP	1:29.371
148	1 LAP	1:34.008	63	16.931	1:25.982	195	1 LAP	1:31.509	195	1 LAP	1:30.787	8	1 LAP	1:29.919
100	21.109	1:26.244	100	23.450	1:26.544	63	17.523	1:24.905	63	19.001	1:25.601	89	9.959	1:24.561
62	1 LAP	1:33.428	13	26.261	1:25.644	100	25.467	1:26.330	100	28.000	1:26.656	23	1 LAP	1:29.768
13	24.820	1:25.330	148	1 LAP	1:34.862	13	27.155	1:25.207	13	28.226	1:25.194	63	20.190	1:25.620
70	33.477	1:27.187	62	1 LAP	1:34.534	70	39.852	1:27.715	70	43.476	1:27.747	195	1 LAP	1:31.081
16	40.419	1:27.276	70	36.450	1:27.176	148	1 LAP	1:33.767	148	1 LAP	1:32.881	13	29.439	1:25.644
5	43.712	1:27.438	16	43.185	1:26.969	62	1 LAP	1:33.850	16	49.062	1:27.638	100	31.184	1:27.615
69	45.510	1:26.379	5	46.542	1:27.033	16	45.547	1:26.675	62	1 LAP	1:33.262	70	45.988	1:26.943
64	53.146	1:28.590	69	47.400	1:26.093	5	49.532	1:27.303	5	55.499	1:30.090P	16	51.951	1:27.320
49	53.784	1:29.787	64	56.472	1:27.529	69	1:03.679	1:40.592	68	1:06.930	1:27.350	148	1 LAP	1:34.612
134	54.029	1:29.133	68	59.818	1:29.769	68	1:03.703	1:28.198	69	1:08.785	1:29.229	62	1 LAP	1:33.067
68	54.252	1:28.957	134	1:00.191	1:30.365	134	1:04.909	1:29.031	134	1:09.867	1:29.081	68	1:09.475	1:26.976
45	1:02.567	1:30.136	49	1:00.451	1:30.870	49	1:05.248	1:29.110	49	1:10.445	1:29.320	69	1:12.000	1:27.646
8	1:09.611	1:29.796	45	1:06.638	1:28.274	64	1:08.920	1:36.761P	45	1:14.860	1:28.093	134	1:14.316	1:28.880
66	1:09.909	1:28.851	66	1:15.040	1:29.334	45	1:10.890	1:28.565				49	1:14.487	1:28.473
74	1:10.502	1:28.492	8	1:16.119	1:30.711	66	1:20.332	1:29.605				45	1:19.050	1:28.621
17	1:14.394	1:42.932P	74	1:16.935	1:30.636	74	1:21.685	1:29.063						
23	1:22.392	1:32.396				8	1:22.487	1:30.681						

Car 62 - transponder worked intermittently  
 Weather/Track: Bright/Dry

Donington Park  
 Circuit Length = 1.9790 miles.  
 Start: 13:30 End: 14:30

**U2TC for pre-66 under two litre Touring Cars**  
**RACE 7 - LAP CHART - Donington Park - 2/3/4 May 2015**  
 (contd.)

Lap 16			Lap 17			Lap 18			Lap 19			Lap 20		
No	Behind	Laptime	No	Behind	Laptime	No	Behind	Laptime	No	Behind	Laptime	No	Behind	Laptime
1		1:23.898	1		1:24.261	1		1:24.361	1		1:24.492	1		1:24.427
66	1 LAP	1:28.717	45	1 LAP	1:29.477	45	1 LAP	1:28.566	148	2 LAPS	1:33.989	68	1 LAP	1:28.702
74	1 LAP	1:28.596	49	1 LAP	1:37.498P	89	13.213	1:25.007	62	2 LAPS	1:33.186	134	1 LAP	1:29.158
8	1 LAP	1:29.106	74	1 LAP	1:29.486	74	1 LAP	1:29.080	134	1 LAP	1:28.464	69	1 LAP	1:38.243
89	11.019	1:24.958	89	12.567	1:25.809	8	1 LAP	1:29.092	45	1 LAP	1:28.656	62	2 LAPS	1:33.840
5	1 LAP	2:06.292	8	1 LAP	1:29.372	5	1 LAP	1:27.337	89	13.503	1:24.782	45	1 LAP	1:28.390
23	1 LAP	1:29.892	66	1 LAP	1:31.726	66	1 LAP	1:31.338	5	1 LAP	1:27.371	148	2 LAPS	1:40.043P
63	21.466	1:25.174	5	1 LAP	1:26.720	63	22.655	1:24.991	74	1 LAP	1:29.903	89	18.738	1:29.662P
195	1 LAP	1:30.176	63	22.025	1:24.820	16	1 LAP	2:12.211	63	22.934	1:24.771	63	23.361	1:24.854
100	34.328	1:27.042	23	1 LAP	1:30.470	23	1 LAP	1:30.422	8	1 LAP	1:29.620	5	1 LAP	1:26.914
70	48.796	1:26.706	195	1 LAP	1:30.744	195	1 LAP	1:30.690	16	1 LAP	1:26.911	74	1 LAP	1:28.851
16	1:00.365	1:32.312P	100	43.917	1:33.850P	70	53.580	1:26.799	66	1 LAP	1:34.671P	16	1 LAP	1:26.429
148	1 LAP	1:33.244	70	51.142	1:26.607	100	1:13.968	1:54.412	23	1 LAP	1:30.905	8	1 LAP	1:32.443P
62	1 LAP	1:32.406	148	1 LAP	1:32.248	69	1:21.551	1:27.618	195	1 LAP	1:30.801	23	1 LAP	1:30.901
68	1:14.244	1:28.667	62	1 LAP	1:32.880	68	1:23.517	1:28.619	70	56.612	1:27.524	195	1 LAP	1:31.525
69	1:14.576	1:26.474	69	1:18.294	1:27.979				100	1:15.725	1:26.249	70	58.892	1:26.707
134	1:18.856	1:28.438	68	1:19.259	1:29.276							100	1:16.191	1:24.893
			134	1:23.201	1:28.606									

Car 62 - transponder worked intermittently  
 Weather/Track: Bright/Dry

Donington Park  
 Circuit Length = 1.9790 miles.  
 Start: 13:30 End: 14:30

**U2TC for pre-66 under two litre Touring Cars**  
**RACE 7 - LAP CHART - Donington Park - 2/3/4 May 2015**  
 (contd.)

Lap 21			Lap 22			Lap 23			Lap 24			Lap 25		
No	Behind	Laptime	No	Behind	Laptime	No	Behind	Laptime	No	Behind	Laptime	No	Behind	Laptime
1		1:24.697	1		1:24.193	1		1:23.855	1		1:23.880	1		1:23.647
66	2 LAPS	2:23.393	148	3 LAPS	2:31.894	148	3 LAPS	1:29.664	148	3 LAPS	1:29.006	195	2 LAPS	1:35.200P
68	1 LAP	1:27.209	68	1 LAP	1:27.100	68	1 LAP	1:29.641P	66	2 LAPS	1:29.678	134	2 LAPS	2:33.020
134	1 LAP	1:27.650	66	2 LAPS	1:30.809	66	2 LAPS	1:30.134	63	26.719	1:24.903	148	3 LAPS	1:29.032
69	1 LAP	1:27.724	134	1 LAP	1:28.185	134	1 LAP	1:32.276P	5	1 LAP	1:28.147	45	2 LAPS	2:41.680
45	1 LAP	1:29.615	45	1 LAP	1:27.595	63	25.696	1:24.848	69	2 LAPS	3:00.467	66	2 LAPS	1:29.715
62	2 LAPS	1:34.134	69	1 LAP	1:32.929P	45	1 LAP	1:31.092P	16	1 LAP	1:25.602	63	32.737	1:29.665P
63	23.786	1:25.122	63	24.703	1:25.110	5	1 LAP	1:26.041	23	2 LAPS	2:22.745	62	3 LAPS	2:40.917
5	1 LAP	1:25.781	5	1 LAP	1:26.085	16	1 LAP	1:26.495	89	56.251	1:25.418	5	1 LAP	1:26.899
16	1 LAP	1:26.999	62	2 LAPS	1:33.711	62	2 LAPS	1:35.913P	8	2 LAPS	1:28.716	69	2 LAPS	1:28.414
74	1 LAP	1:29.129	16	1 LAP	1:26.297	74	1 LAP	1:33.962P	70	1:14.144	1:31.539P	16	1 LAP	1:26.985
89	51.450	1:57.409	74	1 LAP	1:29.690	8	2 LAPS	1:27.588	68	1 LAP	2:26.701	23	2 LAPS	1:30.020
23	1 LAP	1:31.022	8	2 LAPS	3:07.103	89	54.713	1:25.482	100	1:19.122	1:24.841	74	2 LAPS	2:47.609
70	1:01.343	1:27.148	89	53.086	1:25.829	70	1:06.485	1:26.651				89	58.028	1:25.424
195	1 LAP	1:32.093	23	1 LAP	1:33.722P	195	1 LAP	1:30.099				8	2 LAPS	1:27.638
100	1:16.290	1:24.796	70	1:03.689	1:26.539	100	1:18.161	1:24.866				100	1:20.567	1:25.092
			195	1 LAP	1:30.999							68	1 LAP	1:28.002
			100	1:17.150	1:25.053									

Car 62 - transponder worked intermittently  
 Weather/Track: Bright/Dry

Donington Park  
 Circuit Length = 1.9790 miles.  
 Start: 13:30 End: 14:30

**U2TC for pre-66 under two litre Touring Cars**  
**RACE 7 - LAP CHART - Donington Park - 2/3/4 May 2015**  
 (contd.)

Lap 26			Lap 27			Lap 28			Lap 29			Lap 30		
No	Behind	Laptime	No	Behind	Laptime	No	Behind	Laptime	No	Behind	Laptime	No	Behind	Laptime
1		1:28.397P	1		2:03.596	89		1:25.251	89		1:25.502	89		1:25.655
134	2 LAPS	1:28.247	16	1 LAP	1:26.011	62	3 LAPS	1:36.074	100	20.797	1:25.767	23	2 LAPS	1:30.355
148	3 LAPS	1:29.065	69	2 LAPS	1:27.458	74	2 LAPS	1:32.853	74	2 LAPS	1:34.032	100	20.989	1:25.847
45	2 LAPS	1:29.198	23	2 LAPS	1:28.896	100	20.532	1:24.540	63	24.971	1:27.097	63	29.135	1:29.819
66	2 LAPS	1:29.087	70	1 LAP	1:27.613	63	23.376	1:26.528	62	3 LAPS	1:39.487	74	2 LAPS	1:34.621
5	1 LAP	1:26.826	89	16.945	1:25.272	68	1 LAP	1:27.297	68	1 LAP	1:27.390	68	1 LAP	1:27.943
16	1 LAP	1:27.100	62	3 LAPS	1:36.718	195	2 LAPS	1:32.097	195	2 LAPS	1:32.458	62	3 LAPS	1:35.732
69	2 LAPS	1:29.407	74	2 LAPS	1:33.511	134	1 LAP	1:28.183	134	1 LAP	1:27.593	195	2 LAPS	1:32.250
23	2 LAPS	1:29.138	100	38.188	1:24.584	148	2 LAPS	1:29.694	148	2 LAPS	1:28.392	134	1 LAP	1:28.060
62	3 LAPS	1:38.468	63	39.044	1:27.873	45	1 LAP	1:28.573	45	1 LAP	1:28.632	148	2 LAPS	1:28.963
70	1 LAP	2:24.772	68	1 LAP	1:27.247	5	1:08.428	1:26.023	5	1:09.438	1:26.512	45	1 LAP	1:28.864
74	2 LAPS	1:36.057	195	2 LAPS	1:32.710	16	1:10.810	1:25.494	16	1:11.136	1:25.828	5	1:09.745	1:25.962
89	55.269	1:25.638	134	1 LAP	1:27.906	66	1 LAP	1:28.749	66	1 LAP	1:28.528	16	1:11.294	1:25.813
63	1:14.767	2:10.427	148	2 LAPS	1:29.018	69	1 LAP	1:27.801	69	1 LAP	1:27.490	66	1 LAP	1:29.188
195	2 LAPS	2:39.479	45	1 LAP	1:28.511	70	1:21.975	1:26.701	70	1:23.917	1:27.444	69	1 LAP	1:28.107
100	1:17.200	1:25.030	5	1:24.601	1:26.320	23	1 LAP	1:28.257						
8	2 LAPS	1:43.267P	66	1 LAP	1:28.900									
68	1 LAP	1:27.362	16	1:27.512	1:25.913									
134	1 LAP	1:28.416	69	1 LAP	1:28.011									
148	2 LAPS	1:29.099	70	1:37.470	1:26.581									
45	1 LAP	1:28.288	23	1 LAP	1:29.106									
66	1 LAP	1:29.042												
5	2:01.877	1:26.504												

Car 62 - transponder worked intermittently  
 Weather/Track: Bright/Dry

Donington Park  
 Circuit Length = 1.9790 miles.  
 Start: 13:30 End: 14:30



**U2TC for pre-66 under two litre Touring Cars**  
**RACE 7 - LAP CHART - Donington Park - 2/3/4 May 2015**  
 (contd.)

Lap 31			Lap 32			Lap 33			Lap 34			Lap 35		
No	Behind	Laptime	No	Behind	Laptime	No	Behind	Laptime	No	Behind	Laptime	No	Behind	Laptime
89		1:25.263	89		1:25.587	89		1:26.337	89		1:24.972	89		1:25.466
70	1 LAP	1:27.015	69	2 LAPS	1:29.115	66	2 LAPS	1:30.462	66	2 LAPS	1:27.904	66	2 LAPS	1:28.027
23	2 LAPS	1:28.838	70	1 LAP	1:35.726	69	2 LAPS	1:27.490	69	2 LAPS	1:27.271	69	2 LAPS	1:27.818
100	21.496	1:25.770	23	2 LAPS	1:29.288	70	1 LAP	1:26.730	70	1 LAP	1:26.761	70	1 LAP	1:27.086
63	31.528	1:27.656	100	21.288	1:25.379	23	2 LAPS	1:28.628	23	2 LAPS	1:28.709	100	19.531	1:24.989
68	1 LAP	1:27.440	63	33.115	1:27.174	100	20.208	1:25.257	100	20.008	1:24.772	23	2 LAPS	1:28.641
74	2 LAPS	1:33.600	68	1 LAP	1:27.160	63	32.928	1:26.150	63	35.342	1:27.386	63	36.801	1:26.925
62	3 LAPS	1:35.592	74	2 LAPS	1:34.818	68	1 LAP	1:26.795	68	1 LAP	1:26.603	68	1 LAP	1:27.025
134	1 LAP	1:29.412	62	3 LAPS	1:35.156	74	2 LAPS	1:34.588	134	1 LAP	1:28.902	134	1 LAP	1:28.322
195	2 LAPS	1:33.111	134	1 LAP	1:28.108	134	1 LAP	1:27.586	74	2 LAPS	1:32.368	5	1:11.781	1:26.216
148	2 LAPS	1:30.085	195	2 LAPS	1:31.854	62	3 LAPS	1:34.661	5	1:11.031	1:26.170	74	2 LAPS	1:33.625
5	1:10.610	1:26.128	5	1:10.727	1:25.704	195	2 LAPS	1:32.432	16	1:15.960	1:27.862	16	1:16.966	1:26.472
16	1:13.069	1:27.038	148	2 LAPS	1:28.662	5	1:09.833	1:25.443	195	2 LAPS	1:33.145	45	1 LAP	1:29.019
45	1 LAP	1:30.335	16	1:13.218	1:25.736	16	1:13.070	1:26.189	62	3 LAPS	1:38.409	148	2 LAPS	1:31.766
66	1 LAP	1:28.724	45	1 LAP	1:28.056	148	2 LAPS	1:28.637	148	2 LAPS	1:28.824			
						45	1 LAP	1:28.046	45	1 LAP	1:28.312			

Car 62 - transponder worked intermittently  
 Weather/Track: Bright/Dry

Donington Park  
 Circuit Length = 1.9790 miles.  
 Start: 13:30 End: 14:30

**U2TC for pre-66 under two litre Touring Cars**  
**RACE 7 - LAP CHART - Donington Park - 2/3/4 May 2015**  
 (contd.)

Lap 36			Lap 37			Lap 38			Lap 39			Lap 40		
No	Behind	Laptime	No	Behind	Laptime	No	Behind	Laptime	No	Behind	Laptime	No	Behind	Laptime
89		1:26.677	89		1:27.437	89		1:26.808	89		1:26.491	89		1:25.879
195	3 LAPS	1:34.755	45	2 LAPS	1:29.976	45	2 LAPS	1:28.101	45	2 LAPS	1:29.312	45	2 LAPS	1:28.314
62	4 LAPS	1:36.501	148	3 LAPS	1:30.033	148	3 LAPS	1:28.407	148	3 LAPS	1:29.782	148	3 LAPS	1:28.498
66	2 LAPS	1:28.019	66	2 LAPS	1:28.262	66	2 LAPS	1:28.317	74	3 LAPS	1:34.323	74	3 LAPS	1:31.295
69	2 LAPS	1:29.416	62	4 LAPS	1:34.359	70	1 LAP	1:26.161	66	2 LAPS	1:28.094	66	2 LAPS	1:28.146
70	1 LAP	1:26.485	70	1 LAP	1:26.962	100	13.093	1:24.837	70	1 LAP	1:27.381	70	1 LAP	1:26.839
100	17.643	1:24.789	69	2 LAPS	1:31.872	62	4 LAPS	1:34.913	100	16.498	1:29.896	100	15.788	1:25.169
23	2 LAPS	1:28.610	100	15.064	1:24.858	23	2 LAPS	1:30.245	62	4 LAPS	1:34.305	23	2 LAPS	1:29.206
63	36.696	1:26.572	23	2 LAPS	1:28.974	63	36.556	1:26.845	23	2 LAPS	1:28.652	62	4 LAPS	1:34.903
68	1 LAP	1:27.318	63	36.519	1:27.260	68	1 LAP	1:26.595	63	36.398	1:26.333	63	37.147	1:26.628
134	1 LAP	1:29.250	68	1 LAP	1:26.795	69	2 LAPS	1:55.309P	68	1 LAP	1:26.668	68	1 LAP	1:27.233
5	1:11.360	1:26.256	134	1 LAP	1:28.812	5	1:09.890	1:26.390	5	1:09.263	1:25.864	5	1:09.884	1:26.500
16	1:16.904	1:26.615	5	1:10.308	1:26.385	134	1 LAP	1:28.897	134	1 LAP	1:27.884	16	1:15.395	1:26.913
74	2 LAPS	1:32.759	16	1:15.400	1:25.933	16	1:14.437	1:25.845	16	1:14.361	1:26.415	134	1 LAP	1:28.166
			74	2 LAPS	1:33.375									

Car 62 - transponder worked intermittently  
 Weather/Track: Bright/Dry

Donington Park  
 Circuit Length = 1.9790 miles.  
 Start: 13:30 End: 14:30

**U2TC for pre-66 under two litre Touring Cars**  
**RACE 7 - LAP CHART - Donington Park - 2/3/4 May 2015**  
 (contd.)

Lap 41			Lap 42			Lap 43			Lap 44			Lap 45		
No	Behind	Laptime	No	Behind	Laptime	No	Behind	Laptime	No	Behind	Laptime	No	Behind	Laptime
89		1:25.850	89		1:27.719									
45	2 LAPS	1:28.917	45	2 LAPS	1:29.392									
148	3 LAPS	1:29.664	148	3 LAPS	1:29.422									
70	1 LAP	1:29.568	100	18.053	1:25.560									
100	20.212	1:30.274	70	1 LAP	1:27.568									
74	3 LAPS	1:34.797	74	3 LAPS	1:32.159									
23	2 LAPS	1:28.432	23	2 LAPS	1:29.151									
63	39.470	1:28.173	63	38.605	1:26.854									
68	1 LAP	1:27.850	68	1 LAP	1:28.268									
62	4 LAPS	1:36.934	62	4 LAPS	1:34.405									
5	1:10.937	1:26.903	5	1:09.761	1:26.543									
16	1:16.190	1:26.645	16	1:14.396	1:25.925									
134	1 LAP	1:27.957	134	1 LAP	1:28.482									

Car 62 - transponder worked intermittently  
 Weather/Track: Bright/Dry

**Royal Automobile Club Woodcote Trophy for pre-56 sportscars**  
**RACE 9 - QUALIFYING - Donington Park - 2/3/4 May 2015**

POS	NO	CL	DRIVER	CAR	TIME	LAPS	GAP	MPH
1	54	4A	Wood/Young	Cooper Jaguar T33	1:42.693	12		69.37
2	2	3A	Friedrichs/Hadfield	Aston Martin DB3S	1:43.351	13	0.658	68.93
3	5	4A	Monteverde/Pearson	Jaguar D-type	1:44.501	13	1.808	68.17
4	44	3A	Thorne/Bennett-Baggs	Austin-Healey 100M	1:48.184	12	5.491	65.85
5	11	4A	Wakeman/P. Blakeney-Edwards	Cooper T38	1:48.583	13	5.890	65.61
6	17	3A	Melling/Hall	Aston Martin DB3	1:48.816	12	6.123	65.47
7	101	4	Bechtolsheimer	Allard J2	1:48.908	14	6.215	65.41
8	6	2	Ure/Wigley	Cooper Bristol T24/25	1:49.555	13	6.862	65.03
9	24	2	Harrison/Taft	Cooper Bristol T25	1:49.713	13	7.020	64.93
10	12	3	Brooks	Aston Martin DB3S	1:49.851	13	7.158	64.85
11	10	3A	Paul/Bourne	Lotus Mk X	1:51.200	12	8.507	64.06
12	58	3A	Stanley/Dodd	Austin-Healey 100M	1:51.892	9	9.199	63.67
13	9	4A	Eastick	Jaguar D-type	1:51.941	7	9.248	63.64
14	23	3A	Wood/Nuthall	Lister Bristol	1:52.444	12	9.751	63.36
15	27	3A	Mahmoud	Austin-Healey 100	1:52.445	13	9.752	63.35
16	20	4	Friedrichs	Jaguar C-type	1:52.609	11	9.916	63.26
17	85	2	Bond	Lister Bristol	1:53.414	11	10.721	62.81
18	35	3	McGuire	Gordini 23S	1:53.474	12	10.781	62.78
19	56	3A	Nyblaeu	Austin-Healey 100M	1:53.677	13	10.984	62.67
20	550	3A	Corfield	Austin Healey	1:54.926	13	12.233	61.99
21	98	3A	Matthews	Austin-Healey 100/4	1:55.934	13	13.241	61.45
22	36	3	Batchelor	Aston Martin DB2/4	1:55.952	12	13.259	61.44
23	26	3	Halusa/Halusa	Maserati 300S	1:56.090	12	13.397	61.37
24	21	1	Frankel/Frankel	Alfa Romeo Giulietta Sprint	1:57.418	12	14.725	60.67
25	33	3A	Mills/Montgomery	Austin-Healey 100M	1:59.879	12	17.186	59.43
26	28	3	Rettenmaier/Grimm	Maserati 300S	1:59.968	11	17.275	59.38
27	77	2	Van Der Kroft	Cooper T20/23	2:01.490	13	18.797	58.64
28	25	3	Ruddell	Aston Martin DB2/4 Mkl	2:01.996	8	19.303	58.39
29	31	3A	Griffin/Carr	Connaught ALSR	2:02.559	10	19.866	58.13
30	199	4	Mira-Gomes	Jaguar XK140 FHC	2:07.008	10	24.315	56.09
31	125	3A	Clarke/Grice	Austin Healey	2:08.870	11	26.177	55.28

**CAR 4 - DID NOT COMPLETE A TIMED LAP (1 lap into the pits)**

**Weather/Track: Rain/Wet**

**These results are provisional until the conclusion of any judicial and technical matters.**

Donington Park

Circuit Length = 1.9790 miles.

Start: 09:10 End: 09:35

Clerk of the Course:	Timekeeper:
----------------------	-------------

**Royal Automobile Club Woodcote Trophy for pre-56 sportscars**  
**RACE 9 - QUALIFYING LAP ANALYSIS - Donington Park - 2/3/4 May 2015**

<b>2</b>	<b>Friedrichs/Hadfield</b>	Aston Martin DB3S
1 - X:00.000	6 - 1:58.258	11 - 1:44.058
2 - 1:59.136	7 - 1:55.986	12 - <b>1:43.351</b>
3 - 1:57.578	8 - 2:02.337P	13 - 1:43.663
4 - 1:54.012	9 - 2:45.693	
5 - 1:53.761	10 - 1:45.723	
<b>4</b>	<b>Champion/Stretton</b>	Frazer Nash Mille Miglia
1 - X:00.000P		
<b>5</b>	<b>Monteverde/Pearson</b>	Jaguar D-type
1 - X:00.000	6 - <b>1:44.501</b>	11 - 1:55.734
2 - 1:45.239	7 - 1:58.638P	12 - 1:53.087
3 - 1:49.960	8 - 2:58.791	13 - 2:03.507P
4 - 1:46.273	9 - 1:55.850	
5 - 1:46.725	10 - 1:54.097	
<b>6</b>	<b>Ure/Wigley</b>	Cooper Bristol T24/25
1 - X:00.000	6 - 1:50.992	11 - 1:56.137
2 - 1:50.295	7 - <b>1:49.555</b>	12 - 1:55.191
3 - 1:52.953	8 - 1:51.071	13 - 1:54.491
4 - 1:54.228	9 - 2:02.434P	
5 - 1:49.705	10 - 3:05.076	
<b>9</b>	<b>Eastick</b>	Jaguar D-type
1 - X:00.000	6 - <b>1:51.941</b>	
2 - 1:55.153	7 - X:00.000P	
3 - 1:52.209		
4 - 1:52.599		
5 - 1:54.641		
<b>10</b>	<b>Paul/Bourne</b>	Lotus Mk X
1 - X:00.000	6 - 2:02.636P	11 - 1:54.229
2 - 1:56.901	7 - 3:24.277	12 - <b>1:51.200</b>
3 - 1:54.963	8 - 1:53.252	
4 - 1:55.713	9 - 1:53.298	
5 - 1:56.194	10 - 1:56.731	

**CAR 4 - DID NOT COMPLETE A TIMED LAP (1 lap into the pits)**  
**Weather/Track: Rain/Wet**

**Royal Automobile Club Woodcote Trophy for pre-56 sportscars**  
**RACE 9 - QUALIFYING LAP ANALYSIS - Donington Park - 2/3/4 May 2015**  
 (contd.)

<b>11</b>	<b>Wakeman/P. Blakeney-Edwards</b>	Cooper T38
1 - X:00.000	6 - 1:54.593	11 - 1:51.194
2 - 1:58.694	7 - 1:49.619	12 - 1:50.163
3 - 1:50.061	8 - 1:58.528P	13 - 1:52.149
4 - <b>1:48.583</b>	9 - 3:02.514	
5 - 1:51.415	10 - 1:56.040	
<b>12</b>	<b>Brooks</b>	Aston Martin DB3S
1 - X:00.000	6 - 1:52.772	11 - 1:51.563
2 - 1:58.575	7 - 1:53.671	12 - 1:51.336
3 - 1:51.318	8 - <b>1:49.851</b>	13 - 2:11.379P
4 - 1:50.703	9 - 2:00.760P	
5 - 1:49.984	10 - 3:05.497	
<b>17</b>	<b>Melling/Hall</b>	Aston Martin DB3
1 - X:00.000	6 - 1:54.758	11 - 2:04.987
2 - 1:51.125	7 - 1:57.451P	12 - 2:10.665P
3 - 1:49.798	8 - 3:42.735	
4 - <b>1:48.816</b>	9 - 2:06.283	
5 - 1:48.979	10 - 2:08.508	
<b>20</b>	<b>Friedrichs</b>	Jaguar C-type
1 - X:00.000	6 - 1:55.593	11 - 2:06.516P
2 - 1:53.918	7 - 1:59.064	
3 - <b>1:52.609</b>	8 - 1:53.323	
4 - 1:56.096	9 - 1:53.078	
5 - 1:58.619	10 - 1:55.173	
<b>21</b>	<b>Frankel/Frankel</b>	Alfa Romeo Giulietta Sprint
1 - X:00.000	6 - <b>1:57.418</b>	11 - 2:04.215
2 - 1:59.563	7 - 2:08.606P	12 - 2:01.985
3 - 1:59.580	8 - 3:37.458	
4 - 1:59.676	9 - 2:01.988	
5 - 2:04.052	10 - 2:01.232	
<b>23</b>	<b>Wood/Nuthall</b>	Lister Bristol
1 - X:00.000	6 - 3:35.748	11 - 1:59.453
2 - 2:12.681	7 - 1:56.692	12 - 2:07.622P
3 - 2:00.786	8 - 1:56.450	
4 - 2:01.498	9 - 1:55.549	
5 - 2:08.422P	10 - <b>1:52.444</b>	

**CAR 4 - DID NOT COMPLETE A TIMED LAP (1 lap into the pits)**  
 Weather/Track: Rain/Wet

**Royal Automobile Club Woodcote Trophy for pre-56 sportscars**  
**RACE 9 - QUALIFYING LAP ANALYSIS - Donington Park - 2/3/4 May 2015**  
 (contd.)

<b>24</b>	<b>Harrison/Taft</b>	Cooper Bristol T25
1 - X:00.000	6 - 1:55.883	11 - 1:51.103
2 - 1:55.433	7 - 1:56.842P	12 - 1:50.200
3 - 1:53.898	8 - 3:19.818	13 - <b>1:49.713</b>
4 - 1:54.605	9 - 1:51.249	
5 - 1:57.281	10 - 1:51.126	
<b>25</b>	<b>Ruddell</b>	Aston Martin DB2/4 Mkl
1 - X:00.000	6 - 2:02.076	
2 - 2:07.665	7 - <b>2:01.996</b>	
3 - 2:02.331	8 - 2:09.050P	
4 - 2:06.078		
5 - 2:05.692		
<b>26</b>	<b>Halusa/Halusa</b>	Maserati 300S
1 - X:00.000	6 - 2:12.461P	11 - 2:03.367
2 - 2:10.843	7 - 3:19.253	12 - 2:11.213
3 - 2:07.478	8 - 1:58.805	
4 - 2:01.790	9 - <b>1:56.090</b>	
5 - 2:05.063	10 - 1:57.337	
<b>27</b>	<b>Mahmoud</b>	Austin-Healey 100
1 - X:00.000	6 - 1:56.532	11 - <b>1:52.445</b>
2 - 2:00.322	7 - 1:54.882	12 - 1:54.701
3 - 1:57.630	8 - 1:55.763	13 - 1:56.047
4 - 1:56.225	9 - 1:53.564	
5 - 1:57.245	10 - 1:53.381	
<b>28</b>	<b>Rettenmaier/Grimm</b>	Maserati 300S
1 - X:00.000	6 - 2:22.388P	11 - 2:01.666
2 - 2:13.750	7 - 3:15.773	
3 - 2:14.363	8 - 2:02.811	
4 - 2:12.536	9 - <b>1:59.968</b>	
5 - 2:12.537	10 - 2:02.115	
<b>31</b>	<b>Griffin/Carr</b>	Connaught ALSR
1 - X:00.000	6 - 2:04.923	
2 - 2:10.115	7 - 2:03.257P	
3 - 2:07.782	8 - 4:43.566	
4 - 2:05.583	9 - 2:22.612	
5 - <b>2:02.559</b>	10 - 2:25.112	

**CAR 4 - DID NOT COMPLETE A TIMED LAP (1 lap into the pits)**  
**Weather/Track: Rain/Wet**

**Royal Automobile Club Woodcote Trophy for pre-56 sportscars**  
**RACE 9 - QUALIFYING LAP ANALYSIS - Donington Park - 2/3/4 May 2015**  
 (contd.)

<b>33</b>	<b>Mills/Montgomery</b>	Austin-Healey 100M	
1 -	X:00.000	6 - 2:00.397	11 - 2:05.520
2 -	2:01.992	7 - 2:11.024P	12 - 2:06.611
3 -	2:00.711	8 - 3:44.390	
4 -	<b>1:59.879</b>	9 - 2:06.841	
5 -	2:02.118	10 - 2:16.002	
<b>35</b>	<b>McGuire</b>	Gordini 23S	
1 -	X:00.000	6 - 2:05.831P	11 - 1:55.140
2 -	2:03.080	7 - 3:37.762	12 - <b>1:53.474</b>
3 -	2:00.923	8 - 1:58.327	
4 -	2:00.023	9 - 1:55.423	
5 -	1:59.268	10 - 1:58.648	
<b>36</b>	<b>Batchelor</b>	Aston Martin DB2/4	
1 -	X:00.000	6 - 2:03.127	11 - 1:59.974
2 -	2:09.483	7 - 2:00.681	12 - 2:04.009
3 -	2:05.167	8 - 2:00.317	
4 -	2:06.909	9 - 2:01.198	
5 -	2:03.456	10 - <b>1:55.952</b>	
<b>44</b>	<b>Thorne/Bennett-Baggs</b>	Austin-Healey 100M	
1 -	X:00.000	6 - 1:48.587	11 - 1:53.803
2 -	1:53.146	7 - 2:00.554P	12 - 1:56.224
3 -	<b>1:48.184</b>	8 - 3:38.485	
4 -	1:50.588	9 - 2:00.163	
5 -	1:49.433	10 - 1:59.264	
<b>54</b>	<b>Wood/Young</b>	Cooper Jaguar T33	
1 -	X:00.000	6 - <b>1:42.693</b>	11 - 1:50.405
2 -	1:44.561	7 - 1:50.292P	12 - 1:57.458P
3 -	1:47.427	8 - 2:33.817	
4 -	1:45.681	9 - 1:54.073	
5 -	1:44.219	10 - 1:48.965	
<b>56</b>	<b>Nyblaeu</b>	Austin-Healey 100M	
1 -	X:00.000	6 - 1:55.746	11 - 1:55.295
2 -	2:00.547	7 - 1:58.104	12 - 1:57.499
3 -	<b>1:53.677</b>	8 - 1:58.234	13 - 1:55.767
4 -	1:55.621	9 - 1:55.545	
5 -	1:55.431	10 - 1:55.296	

**CAR 4 - DID NOT COMPLETE A TIMED LAP (1 lap into the pits)**  
**Weather/Track: Rain/Wet**



**Royal Automobile Club Woodcote Trophy for pre-56 sportscars**  
**RACE 9 - QUALIFYING LAP ANALYSIS - Donington Park - 2/3/4 May 2015**  
 (contd.)

<b>58</b>	<b>Stanley/Dodd</b>	Austin-Healey 100M
1 - X:00.000	6 - 1:54.071	
2 - 1:53.971	7 - 2:06.143P	
3 - 1:53.597	8 - 5:10.396	
4 - <b>1:51.892</b>	9 - 2:13.554	
5 - 1:52.636		
<b>77</b>	<b>Van Der Kroft</b>	Cooper T20/23
1 - X:00.000	6 - 2:15.101	11 - 2:01.490
2 - 2:06.767	7 - 2:07.897	12 - 2:10.261
3 - 2:06.111	8 - 2:04.190	13 - 2:10.975P
4 - 2:03.855	9 - 2:02.062	
5 - <b>2:01.490</b>	10 - 2:02.720	
<b>85</b>	<b>Bond</b>	Lister Bristol
1 - X:00.000	6 - 1:55.414	11 - 1:57.270
2 - 2:02.965	7 - 1:57.565	
3 - 1:58.885	8 - 2:10.770P	
4 - <b>1:53.414</b>	9 - 4:58.833	
5 - 1:54.968	10 - 1:56.325	
<b>98</b>	<b>Matthews</b>	Austin-Healey 100/4
1 - X:00.000	6 - 2:08.415	11 - 1:59.533
2 - 2:01.701	7 - 1:57.869	12 - 2:12.258
3 - 2:00.692	8 - 1:56.168	13 - 2:10.316
4 - <b>1:55.934</b>	9 - 1:58.219	
5 - 1:57.167	10 - 1:58.486	
<b>101</b>	<b>Bechtolsheimer</b>	Allard J2
1 - X:00.000	6 - <b>1:48.908</b>	11 - 1:51.471
2 - 1:52.381	7 - 1:50.659	12 - 1:52.943
3 - 1:52.072	8 - 1:50.260	13 - 2:01.817
4 - 1:49.828	9 - 1:49.855	14 - 1:52.140
5 - 1:49.162	10 - 1:52.577	
<b>125</b>	<b>Clarke/Grice</b>	Austin Healey
1 - X:00.000	6 - 2:09.564	11 - 2:17.436
2 - 2:13.005	7 - 2:16.740P	
3 - 2:10.804	8 - 3:24.059	
4 - 2:09.705	9 - 2:19.175	
5 - <b>2:08.870</b>	10 - 2:15.381	

**CAR 4 - DID NOT COMPLETE A TIMED LAP (1 lap into the pits)**  
**Weather/Track: Rain/Wet**

**Royal Automobile Club Woodcote Trophy for pre-56 sportscars**  
**RACE 9 - QUALIFYING LAP ANALYSIS - Donington Park - 2/3/4 May 2015**  
 (contd.)


<b>199</b>	<b>Mira-Gomes</b>	Jaguar XK140 FHC		
1 -	X:00.000	6 -	2:18.260P	
2 -	2:14.007	7 -	4:59.176	
3 -	2:13.432	8 -	<b>2:07.008</b>	
4 -	2:10.077	9 -	2:17.556	
5 -	2:08.699	10 -	2:10.044	
<b>550</b>	<b>Corfield</b>	Austin Healey		
1 -	X:00.000	6 -	1:55.379	11 - 1:57.647
2 -	1:59.267	7 -	1:56.208	12 - 2:01.721
3 -	2:25.493	8 -	1:57.898	13 - 2:01.462
4 -	1:57.679	9 -	<b>1:54.926</b>	
5 -	2:05.506	10 -	2:19.905	

**CAR 4 - DID NOT COMPLETE A TIMED LAP (1 lap into the pits)**  
**Weather/Track: Rain/Wet**

**Royal Automobile Club Woodcote Trophy for pre-56 sportscars  
RACE 9 - GRID - Donington Park - 2/3/4 May 2015**

ROW 16	125	Clarke/Grice	
ROW 15	31	Griffin/Carr	199 Mira-Gomes
ROW 14	77	Van Der Kroft	25 Ruddell
ROW 13	33	Mills/Montgomery	28 Rettenmaier/Grimm
ROW 12	26	Halusa/Halusa	21 Frankel/Frankel
ROW 11	98	Matthews	36 Batchelor
ROW 10	56	Nyblaeu	550 Corfield
ROW 9	85	Bond	35 McGuire
ROW 8	27	Mahmoud	20 Friedrichs
ROW 7	9	Eastick	23 Wood/Nuthall
ROW 6	10	Paul/Bourne	58 Stanley/Dodd
ROW 5	24	Harrison/Taft	12 Brooks
ROW 4	101	Bechtolsheimer	6 Ure/Wigley
ROW 3	11	Wakeman/P. Blakeney-Edwards	17 Melling/Hall
ROW 2	5	Monteverde/Pearson	44 Thorne/Bennett-Baggs
ROW 1	54	Wood/Young	2 Friedrichs/Hadfield

**POLE**



**CAR 4 - DID NOT COMPLETE A TIMED LAP (1 lap into the pits)**

**Weather/Track: Rain/Wet**

**These results are provisional until the conclusion of any judicial and technical matters.**

Donington Park  
Circuit Length = 1.9790 miles.  
Start: 09:10 End: 09:35

Clerk of the Course:		Timekeeper:
----------------------	--	-------------

# Royal Automobile Club Woodcote Trophy for pre-56 sportscars

## RACE 9 - CLASSIFICATION - Donington Park - 2/3/4 May 2015

POS	NO	CL	DRIVER	CAR	TIME	LAPS	GAP	MPH	BEST
1	11	4A	Wakeman/P. Blakeney-Edwards	Cooper T38	1:00:39.950	42		82.17	1:23.987
2	5	4A	Monteverde/Pearson	Jaguar D-type	1:01:00.311	42	20.361	81.71	1:24.650
3	10	3A	Bourne/Paul	Lotus Mk X	1:01:51.724	41	1 LAP	78.66	1:26.644
4	101	4	Bechtolsheimer	Allard J2	1:01:53.218	41	1 LAP	78.63	1:27.214
5	9	4A	Eastick	Jaguar D-type	1:02:01.073	41	1 LAP	78.46	1:27.890
6	20	4	Friedrichs	Jaguar C-type	1:01:17.039	40	2 LAPS	77.47	1:28.421
7	12	3	Brooks	Aston Martin DB3S	1:02:51.052	40	2 LAPS	75.54	1:29.640
8	24	2	Harrison/Taft	Cooper Bristol T25	1:00:47.052	39	3 LAPS	76.15	1:29.183
9	23	3A	Nuthall/Nuthall	Lister Bristol	1:01:26.998	39	3 LAPS	75.33	1:29.146
10	35	3	Wood/McGuire	Gordini 23S	1:01:44.333	39	3 LAPS	74.97	1:29.143
11	550	3A	Corfield	Austin Healey	1:01:57.220	39	3 LAPS	74.71	1:31.780
12	85	2	Bond	Lister Bristol	1:00:48.134	38	4 LAPS	74.17	1:28.908
13	56	3A	Nyblaeu	Austin-Healey 100M	1:01:42.930	38	4 LAPS	73.08	1:34.331
14	26	3	Halusa/Halusa	Maserati 300S	1:01:52.625	38	4 LAPS	72.89	1:28.643
15	27	3A	Mahmoud	Austin-Healey 100	1:02:05.082	38	4 LAPS	72.64	1:32.997
16	28	3	Rettenmaier/Grimm	Maserati 300S	1:00:48.741	37	5 LAPS	72.21	1:31.370
17	36	3	Batchelor	Aston Martin DB2/4	1:00:52.761	37	5 LAPS	72.13	1:34.202
18	25	3	Ruddell	Aston Martin DB2/4 Mkl	1:01:21.880	37	5 LAPS	71.56	1:35.683
19	33	3A	Mills/Montgomery	Austin-Healey 100M	1:00:56.507	36	6 LAPS	70.11	1:35.084
20	21	1	Frankel/Frankel	Alfa Romeo Giulietta Sprint	1:00:58.150	35	7 LAPS	68.13	1:39.502
21	199	4	Mira-Gomes	Jaguar XK140 FHC	1:00:56.949	33	9 LAPS	64.25	1:45.935
22	31	3A	Griffin/Carr	Connaught ALSR	1:01:05.761	33	9 LAPS	64.10	1:36.896
23	98	3A	Matthews	Austin-Healey 100/4	1:01:59.929	33	9 LAPS	63.17	1:31.251
24	44	3A	Thorne/Bennett-Baggs	Austin-Healey 100M	45:21.288	28	14 LAPS	73.26	1:31.481
25	6	2	Ure/Wigley	Cooper Bristol T24/25	42:18.253	27	15 LAPS	75.74	1:28.083
26	2	3A	Friedrichs/Hadfield	Aston Martin DB3S	37:23.517	24	18 LAPS	76.16	1:25.464
27	17	3	Melling/Hall	Aston Martin DB3	33:00.580	20	22 LAPS	71.88	1:29.800
28	54	4A	Ward/Young	Cooper Jaguar T33	25:53.239	18	24 LAPS	82.49	1:23.461
29	77	2	Van Der Kroft	Cooper T20/23	27:47.331	15	27 LAPS	64.02	1:33.842
30	58	3A	Dodd/Stanley	Austin-Healey 100M	19:01.457	6	36 LAPS	37.35	1:37.502
31	125	3A	Clarke/Grice	Austin Healey	1:58.780	1	41 LAPS	59.04	1:58.780

### FASTEST LAP

54	4A	Ward/Young	Cooper Jaguar T33	1:23.461	7	85.36mph	137.37kph
2	3A	Friedrichs/Hadfield	Aston Martin DB3S	1:25.464	18	83.36mph	134.15kph
101	4	Bechtolsheimer	Allard J2	1:27.214	41	81.68mph	131.46kph
6	2	Ure/Wigley	Cooper Bristol T24/25	1:28.083	18	80.88mph	130.16kph
26	3	Halusa/Halusa	Maserati 300S	1:28.643	38	80.37mph	129.34kph
21	1	Frankel/Frankel	Alfa Romeo Giulietta Sprint	1:39.502	31	71.60mph	115.23kph

Cars 12 & 27 - 1 minute added to race time, speeding in pit lane.

Weather/Track: Bright/Dry

These results are provisional until the conclusion of any judicial and technical matters.

Donington Park

Circuit Length = 1.9790 miles.

Start: 15:21 End: 16:22

Clerk of the Course:	Timekeeper:
----------------------	-------------

## Royal Automobile Club Woodcote Trophy for pre-56 sportscars

### RACE 9 - LAP ANALYSIS - Donington Park - 2/3/4 May 2015

<b>2</b>	<b>Friedrichs/Hadfield</b>				Aston Martin DB3S						
1 -	1:36.660	6 -	1:31.141	11 -	1:31.217	16 -	2:04.612	21 -	1:26.046		
2 -	1:33.218	7 -	1:30.762	12 -	1:32.705	17 -	1:27.279	22 -	1:27.809		
3 -	1:31.448	8 -	1:32.938	13 -	1:31.466	18 -	<b>1:25.464</b>	23 -	1:28.050		
4 -	1:30.472	9 -	1:30.817	14 -	1:32.394	19 -	1:28.240	24 -	2:05.693P		
5 -	1:31.737	10 -	1:31.289	15 -	1:35.151P	20 -	1:26.909				
<b>5</b>	<b>Monteverde/Pearson</b>				Jaguar D-type						
1 -	1:28.558	11 -	1:26.816	21 -	1:25.960	31 -	1:25.754	41 -	1:24.929		
2 -	1:27.336	12 -	1:26.774	22 -	1:25.151	32 -	1:25.590	42 -	1:25.281		
3 -	1:25.908	13 -	1:27.578	23 -	1:26.194	33 -	1:26.045				
4 -	1:25.784	14 -	1:26.026	24 -	1:25.812	34 -	1:25.028				
5 -	1:25.546	15 -	1:32.546P	25 -	1:25.091	35 -	1:25.779				
6 -	1:26.671	16 -	2:05.749	26 -	1:25.893	36 -	1:28.756				
7 -	1:26.972	17 -	1:26.319	27 -	1:25.074	37 -	1:24.855				
8 -	1:26.154	18 -	1:25.999	28 -	1:26.070	38 -	1:26.830				
9 -	1:27.269	19 -	<b>1:24.650</b>	29 -	1:25.061	39 -	1:25.081				
10 -	1:27.422	20 -	1:25.106	30 -	1:25.238	40 -	1:25.656				
<b>6</b>	<b>Ure/Wigley</b>				Cooper Bristol T24/25						
1 -	1:35.215	6 -	1:28.527	11 -	1:28.379	16 -	1:28.845	21 -	2:41.109	26 -	1:29.441
2 -	1:30.965	7 -	1:28.277	12 -	1:29.097	17 -	1:29.812	22 -	1:30.502	27 -	2:13.730P
3 -	1:29.648	8 -	1:28.886	13 -	1:28.442	18 -	<b>1:28.083</b>	23 -	1:31.759		
4 -	1:28.654	9 -	1:30.068	14 -	1:29.430	19 -	1:28.552	24 -	1:30.046		
5 -	1:28.268	10 -	1:29.528	15 -	1:29.202	20 -	1:33.581P	25 -	1:30.207		
<b>9</b>	<b>Eastick</b>				Jaguar D-type						
1 -	1:37.300	11 -	1:28.284	21 -	2:23.334	31 -	1:28.838	41 -	1:29.106		
2 -	1:31.381	12 -	1:29.481	22 -	1:30.359	32 -	1:28.509				
3 -	1:29.252	13 -	1:28.508	23 -	1:32.094	33 -	1:28.068				
4 -	1:28.681	14 -	1:30.304	24 -	1:29.298	34 -	1:32.912				
5 -	1:28.599	15 -	1:29.703	25 -	1:29.306	35 -	1:28.940				
6 -	1:29.616	16 -	1:29.281	26 -	<b>1:27.890</b>	36 -	1:28.503				
7 -	1:28.219	17 -	1:28.721	27 -	1:27.991	37 -	1:28.374				
8 -	1:28.680	18 -	1:28.699	28 -	1:28.504	38 -	1:29.474				
9 -	1:28.473	19 -	1:28.719	29 -	1:27.955	39 -	1:28.998				
10 -	1:28.881	20 -	1:34.532P	30 -	1:28.643	40 -	1:28.663				

Weather/Track: Bright/Dry

www.mstworld.com

Page 1 of 8

Donington Park  
Circuit Length = 1.9790 miles.  
Start: 15:21 End: 16:22

Printed - 16:26 Sunday, 03 May 2015

**Royal Automobile Club Woodcote Trophy for pre-56 sportscars**  
**RACE 9 - LAP ANALYSIS - Donington Park - 2/3/4 May 2015**  
 (contd.)

<b>10</b>	<b>Bourne/Paul</b>	<b>Lotus Mk X</b>			
1 - 1:32.713	11 - 1:28.663	21 - 1:27.038	31 - 1:30.275	41 - 1:29.255	
2 - 1:28.197	12 - 1:29.804	22 - <b>1:26.644</b>	32 - 1:30.834		
3 - 1:27.777	13 - 1:27.361	23 - 1:26.990	33 - 1:30.747		
4 - 1:27.310	14 - 1:30.078	24 - 1:28.668	34 - 1:29.668		
5 - 1:27.439	15 - 1:29.392	25 - 1:34.311P	35 - 1:29.641		
6 - 1:28.569	16 - 1:28.883	26 - 2:21.432	36 - 1:30.428		
7 - 1:27.220	17 - 1:28.372	27 - 1:30.969	37 - 1:30.706		
8 - 1:31.012	18 - 1:29.375	28 - 1:31.650	38 - 1:31.014		
9 - 1:27.753	19 - 1:26.764	29 - 1:28.869	39 - 1:29.932		
10 - 1:27.290	20 - 1:27.506	30 - 1:30.244	40 - 1:30.931		
<b>11</b>	<b>Wakeman/P. Blakeney-Edwards</b>	<b>Cooper T38</b>			
1 - 1:29.381	11 - 1:25.382	21 - 1:28.953P	31 - 1:24.903	41 - 1:27.663	
2 - 1:25.540	12 - 1:24.645	22 - 2:03.088	32 - 1:25.348	42 - 1:25.497	
3 - 1:24.519	13 - 1:25.669	23 - 1:26.147	33 - 1:26.633		
4 - <b>1:23.987</b>	14 - 1:25.829	24 - 1:25.435	34 - 1:25.963		
5 - 1:24.445	15 - 1:25.022	25 - 1:26.445	35 - 1:24.899		
6 - 1:24.911	16 - 1:26.134	26 - 1:24.977	36 - 1:24.504		
7 - 1:24.228	17 - 1:24.703	27 - 1:27.537	37 - 1:25.371		
8 - 1:24.715	18 - 1:29.266	28 - 1:26.479	38 - 1:25.052		
9 - 1:25.632	19 - 1:26.927	29 - 1:25.727	39 - 1:24.725		
10 - 1:25.756	20 - 1:26.008	30 - 1:26.696	40 - 1:25.209		
<b>12</b>	<b>Brooks</b>	<b>Aston Martin DB3S</b>			
1 - 1:39.599	11 - 1:29.690	21 - 1:38.586P	31 - 1:31.626		
2 - 1:32.998	12 - 1:32.552	22 - 2:16.229	32 - 1:30.342		
3 - 1:32.217	13 - 1:31.108	23 - 1:30.998	33 - 1:29.886		
4 - 1:31.170	14 - 1:33.070	24 - 1:31.060	34 - 1:32.537		
5 - 1:34.604	15 - 1:31.276	25 - 1:30.580	35 - 1:30.537		
6 - 1:30.859	16 - 1:30.707	26 - 1:31.011	36 - 1:31.616		
7 - 1:30.329	17 - 1:31.547	27 - 1:31.833	37 - 1:31.161		
8 - <b>1:29.640</b>	18 - 1:29.759	28 - 1:32.249	38 - 1:32.439		
9 - 1:30.483	19 - 1:30.932	29 - 1:32.174	39 - 1:30.239		
10 - 1:30.850	20 - 1:30.147	30 - 1:31.313	40 - 1:31.099		
<b>17</b>	<b>Melling/Hall</b>	<b>Aston Martin DB3</b>			
1 - 1:41.262	6 - 1:35.116	11 - 1:37.087	16 - 1:31.523		
2 - 1:36.919	7 - 1:36.014	12 - 1:35.616	17 - <b>1:29.800</b>		
3 - 1:35.466	8 - 1:37.745	13 - 1:38.044	18 - 1:30.657		
4 - 1:35.004	9 - 1:37.538	14 - 1:40.964P	19 - 1:31.290		
5 - 1:35.665	10 - 1:39.708	15 - 2:27.429	20 - 1:47.733P		

Weather/Track: Bright/Dry

www.mstworld.com

Page 2 of 8

Donington Park  
 Circuit Length = 1.9790 miles.  
 Start: 15:21 End: 16:22

Printed - 16:26 Sunday, 03 May 2015

# Royal Automobile Club Woodcote Trophy for pre-56 sportscars

## RACE 9 - LAP ANALYSIS - Donington Park - 2/3/4 May 2015

(contd.)

<b>20</b>	<b>Friedrichs</b>	<b>Jaguar C-type</b>					
1 - 1:40.176	11 - 1:29.705	21 - 1:29.189	31 - 1:30.049				
2 - 1:32.591	12 - 1:29.906	22 - 1:29.576	32 - 1:30.070				
3 - 1:30.819	13 - 1:29.828	23 - 1:29.227	33 - 1:29.204				
4 - 1:30.815	14 - 1:29.591	24 - 1:30.159	34 - 1:30.341				
5 - 1:30.194	15 - 1:31.542	25 - 1:30.362	35 - 1:29.178				
6 - 1:30.528	16 - 1:30.427	26 - 1:32.430	36 - 1:32.083				
7 - 1:31.936	17 - 1:32.833	27 - 1:29.359	37 - 1:28.592				
8 - 1:30.175	18 - 1:31.045	28 - 1:29.587	38 - <b>1:28.421</b>				
9 - 1:30.197	19 - 1:36.690 <sup>P</sup>	29 - 1:29.380	39 - 1:28.995				
10 - 1:29.995	20 - 2:21.334	30 - 1:30.459	40 - 1:30.051				
<b>21</b>	<b>Frankel/Frankel</b>	<b>Alfa Romeo Giulietta Sprint</b>					
1 - 1:53.927	6 - 1:40.530	11 - 1:43.081	16 - 1:39.813	21 - 3:06.909	26 - 1:40.666	31 - <b>1:39.502</b>	
2 - 1:42.815	7 - 1:40.899	12 - 1:42.099	17 - 1:39.962	22 - 1:43.946	27 - 1:40.439	32 - 1:42.148	
3 - 1:42.583	8 - 1:41.165	13 - 1:41.772	18 - 1:39.579	23 - 1:41.968	28 - 1:40.420	33 - 1:44.097	
4 - 1:41.613	9 - 1:41.671	14 - 1:42.283	19 - 1:40.939	24 - 1:43.256	29 - 1:41.722	34 - 1:44.365	
5 - 1:41.530	10 - 1:41.664	15 - 1:41.508	20 - 1:45.816 <sup>P</sup>	25 - 1:40.752	30 - 1:40.734	35 - 1:41.977	
<b>23</b>	<b>Nuthall/Nuthall</b>	<b>Lister Bristol</b>					
1 - 1:44.324	11 - 1:34.666	21 - 1:30.479	31 - <b>1:29.146</b>				
2 - 1:35.985	12 - 1:35.214	22 - 1:29.756	32 - 1:29.926				
3 - 1:37.284	13 - 1:42.579 <sup>P</sup>	23 - 1:30.318	33 - 1:29.327				
4 - 1:38.060	14 - 2:41.860	24 - 1:31.086	34 - 1:29.690				
5 - 1:34.948	15 - 1:31.113	25 - 1:30.157	35 - 1:32.033				
6 - 1:34.824	16 - 1:30.779	26 - 1:31.311	36 - 1:30.079				
7 - 1:34.324	17 - 1:30.450	27 - 1:31.207	37 - 1:30.027				
8 - 1:35.919	18 - 1:31.798	28 - 1:29.169	38 - 1:29.973				
9 - 1:36.296	19 - 1:29.874	29 - 1:30.963	39 - 1:30.969				
10 - 1:38.774	20 - 1:31.040	30 - 1:31.271					
<b>24</b>	<b>Harrison/Taft</b>	<b>Cooper Bristol T25</b>					
1 - 1:38.316	11 - 1:32.480	21 - 1:31.913	31 - 1:30.128				
2 - 1:38.085	12 - 1:32.400	22 - 1:31.183	32 - 1:29.940				
3 - 1:33.739	13 - 1:31.372	23 - 1:30.370	33 - 1:29.843				
4 - 1:33.481	14 - 1:30.621	24 - 1:31.152	34 - 1:30.418				
5 - 1:32.302	15 - 1:31.564	25 - 1:30.778	35 - 1:30.021				
6 - 1:34.382	16 - 1:49.902	26 - 1:30.310	36 - 1:29.553				
7 - 1:32.619	17 - 1:34.810 <sup>P</sup>	27 - 1:30.616	37 - <b>1:29.183</b>				
8 - 1:32.181	18 - 2:22.997	28 - 1:31.642	38 - 1:29.850				
9 - 1:32.473	19 - 1:31.301	29 - 1:30.829	39 - 1:30.915				
10 - 1:32.207	20 - 1:31.395	30 - 1:29.781					

Weather/Track: Bright/Dry

www.mstworld.com

Page 3 of 8

Donington Park  
Circuit Length = 1.9790 miles.  
Start: 15:21 End: 16:22

Printed - 16:26 Sunday, 03 May 2015

**Royal Automobile Club Woodcote Trophy for pre-56 sportscars**  
**RACE 9 - LAP ANALYSIS - Donington Park - 2/3/4 May 2015**  
 (contd.)

<b>25</b>	<b>Ruddell</b>	<b>Aston Martin DB2/4 Mkl</b>		
1 - 1:49.546	11 - 1:42.966	21 - 1:38.718	31 - 1:41.696	
2 - 1:36.783	12 - 1:39.430	22 - 1:36.217	32 - 1:36.506	
3 - <b>1:35.683</b>	13 - 1:40.347	23 - 1:36.364	33 - 1:37.172	
4 - 1:36.610	14 - 1:45.543 <sup>P</sup>	24 - 1:37.972	34 - 1:36.973	
5 - 1:36.011	15 - 2:24.783	25 - 1:37.023	35 - 1:36.088	
6 - 1:36.211	16 - 1:37.447	26 - 1:38.434	36 - 1:37.207	
7 - 1:37.131	17 - 1:36.384	27 - 1:37.355	37 - 1:37.040	
8 - 1:38.761	18 - 1:36.809	28 - 1:36.777		
9 - 1:37.541	19 - 1:39.889	29 - 1:38.060		
10 - 1:38.278	20 - 1:36.359	30 - 1:39.766		
<b>26</b>	<b>Halusa/Halusa</b>	<b>Maserati 300S</b>		
1 - 1:53.271	11 - 1:39.479	21 - 1:49.280	31 - 1:30.605	
2 - 1:39.495	12 - 1:38.275	22 - 1:37.418	32 - 1:35.400	
3 - 1:41.141	13 - 1:36.779	23 - 1:34.818	33 - 1:31.696	
4 - 1:39.470	14 - 1:34.766	24 - 1:33.890	34 - 1:30.092	
5 - 1:39.603	15 - 1:32.474	25 - 1:32.667	35 - 1:31.421	
6 - 1:39.150	16 - 1:36.286	26 - 1:32.354	36 - 1:32.729	
7 - 1:37.874	17 - 1:35.681	27 - 1:29.357	37 - 1:32.118	
8 - 1:37.917	18 - 1:35.276	28 - 1:30.029	38 - <b>1:28.643</b>	
9 - 1:37.598	19 - 1:41.390 <sup>P</sup>	29 - 1:40.037		
10 - 1:35.767	20 - 2:34.504	30 - 1:33.875		
<b>27</b>	<b>Mahmoud</b>	<b>Austin-Healey 100</b>		
1 - 1:43.530	11 - 1:35.345	21 - 1:35.293	31 - 1:38.049	
2 - 1:35.243	12 - 1:34.402	22 - 1:34.257	32 - 1:34.199	
3 - 1:36.490	13 - 1:35.373	23 - 1:38.575 <sup>P</sup>	33 - 1:34.130	
4 - 1:35.000	14 - 1:35.256	24 - 2:23.496	34 - 1:34.125	
5 - 1:34.455	15 - 1:35.521	25 - 1:33.994	35 - 1:37.132	
6 - 1:35.159	16 - 1:34.341	26 - 1:34.742	36 - 1:35.456	
7 - 1:36.138	17 - 1:33.974	27 - 1:33.847	37 - 1:34.526	
8 - 1:35.235	18 - <b>1:32.997</b>	28 - 1:34.692	38 - 1:35.169	
9 - 1:35.235	19 - 1:33.619	29 - 1:34.470		
10 - 1:34.028	20 - 1:33.062	30 - 1:34.527		
<b>28</b>	<b>Rettenmaier/Grimm</b>	<b>Maserati 300S</b>		
1 - 1:52.334	11 - 1:44.033	21 - 1:32.912	31 - 1:33.648	
2 - 1:39.429	12 - 1:48.583 <sup>P</sup>	22 - 1:35.108	32 - 1:32.863	
3 - 1:40.384	13 - 2:12.929	23 - 1:35.733	33 - <b>1:31.370</b>	
4 - 1:38.815	14 - 1:35.670	24 - 1:33.746	34 - 1:33.269	
5 - 1:39.854	15 - 1:36.263	25 - 1:36.450	35 - 1:32.017	
6 - 1:42.007	16 - 1:35.546	26 - 1:33.659	36 - 1:33.613	
7 - 1:42.582	17 - 1:35.201	27 - 1:34.322	37 - 1:35.526	
8 - 1:41.640	18 - 1:34.977	28 - 1:34.057		
9 - 1:40.503	19 - 1:35.316	29 - 1:32.276		
10 - 2:03.124	20 - 1:34.441	30 - 1:34.541		

Weather/Track: Bright/Dry



# Royal Automobile Club Woodcote Trophy for pre-56 sportscars

## RACE 9 - LAP ANALYSIS - Donington Park - 2/3/4 May 2015

(contd.)

<b>31</b>	<b>Griffin/Carr</b>	<b>Connaught ALSR</b>					
1 - 1:54.276	6 - 1:38.842	11 - 1:41.112	16 - 1:41.792	21 - 2:00.180	26 - 1:54.757	31 - 1:50.625	
2 - 1:40.913	7 - 1:40.406	12 - 1:36.961	17 - 1:40.587	22 - 1:58.701	27 - 1:55.282	32 - 1:50.802	
3 - 1:39.736	8 - 1:39.154	13 - 1:40.588	18 - 1:45.902	23 - 1:59.445	28 - 1:50.187	33 - 1:48.896	
4 - 1:39.208	9 - 1:37.963	14 - <b>1:36.896</b>	19 - 1:59.674P	24 - 1:54.857	29 - 1:52.065		
5 - 1:40.510	10 - 1:38.939	15 - 1:37.559	20 - 4:12.164	25 - 1:55.273	30 - 1:51.509		
<b>33</b>	<b>Mills/Montgomery</b>	<b>Austin-Healey 100M</b>					
1 - 1:49.078	11 - 1:35.961	21 - 1:53.947	31 - 1:38.530				
2 - 1:35.997	12 - 1:37.362	22 - 1:38.412	32 - 1:37.691				
3 - 1:35.986	13 - 1:39.001	23 - 1:39.921	33 - 1:37.351				
4 - 1:36.803	14 - 1:38.798	24 - 1:37.803	34 - 1:36.409				
5 - 1:35.376	15 - 1:36.143	25 - 1:38.581	35 - 1:38.070				
6 - 1:36.010	16 - 1:35.358	26 - 1:37.370	36 - 1:38.847				
7 - 1:37.132	17 - 1:35.291	27 - 1:35.877					
8 - 1:37.431	18 - 1:41.202P	28 - 1:35.325					
9 - 1:36.935	19 - 2:55.325	29 - <b>1:35.084</b>					
10 - 1:37.781	20 - 2:01.849	30 - 2:02.470					
<b>35</b>	<b>Wood/McGuire</b>	<b>Gordini 23S</b>					
1 - 1:38.782	11 - 1:30.233	21 - 1:31.045	31 - 1:34.508				
2 - 1:32.548	12 - 1:30.843	22 - 1:30.707	32 - 1:35.934				
3 - 1:31.871	13 - 1:29.897	23 - 1:34.237P	33 - 1:34.777				
4 - 1:29.843	14 - 1:30.700	24 - 2:51.360	34 - 1:34.176				
5 - 1:30.982	15 - 1:31.120	25 - 1:37.461	35 - 1:37.109				
6 - 1:31.143	16 - 1:29.636	26 - 1:42.155	36 - 1:34.991				
7 - 1:30.668	17 - 1:30.784	27 - 1:37.960	37 - 1:34.350				
8 - 1:29.828	18 - <b>1:29.143</b>	28 - 1:37.284	38 - 1:34.253				
9 - 1:29.501	19 - 1:30.423	29 - 1:36.211	39 - 1:33.011				
10 - 1:29.253	20 - 1:30.124	30 - 1:35.482					
<b>36</b>	<b>Batchelor</b>	<b>Aston Martin DB2/4</b>					
1 - 1:47.341	11 - 1:37.024	21 - 1:35.817	31 - 1:39.742				
2 - 1:36.170	12 - <b>1:34.202</b>	22 - 1:37.357	32 - 1:37.289				
3 - 1:36.126	13 - 1:37.256	23 - 1:37.441	33 - 1:38.253				
4 - 1:37.229	14 - 1:36.307	24 - 1:37.549	34 - 1:40.201				
5 - 1:35.472	15 - 1:40.721P	25 - 1:37.959	35 - 1:39.271				
6 - 1:35.371	16 - 2:27.187	26 - 1:38.758	36 - 1:36.410				
7 - 1:35.447	17 - 1:36.368	27 - 1:36.664	37 - 1:39.421				
8 - 1:35.411	18 - 1:35.357	28 - 1:37.651					
9 - 1:35.917	19 - 1:34.969	29 - 1:37.248					
10 - 1:37.077	20 - 1:35.846	30 - 1:38.932					

Weather/Track: Bright/Dry

www.mstworld.com

Page 5 of 8

Donington Park  
Circuit Length = 1.9790 miles.  
Start: 15:21 End: 16:22

Printed - 16:26 Sunday, 03 May 2015

**Royal Automobile Club Woodcote Trophy for pre-56 sportscars**  
**RACE 9 - LAP ANALYSIS - Donington Park - 2/3/4 May 2015**  
 (contd.)

<b>44</b>	<b>Thorne/Bennett-Baggs</b>	Austin-Healey 100M				
1 - 1:38.375	6 - 1:33.667	11 - 1:33.546	16 - 1:36.214	21 - 2:50.979	26 - 1:39.676	
2 - 1:32.613	7 - 1:32.006	12 - 1:32.701	17 - 1:33.262	22 - 1:38.235	27 - 1:37.201	
3 - 1:32.211	8 - 1:32.275	13 - 1:31.963	18 - 1:32.081	23 - 1:36.770	28 - 1:36.629	
4 - 1:34.264	9 - 1:33.723	14 - 1:32.385	19 - 1:31.971	24 - 1:36.335		
5 - 1:33.909	10 - 1:32.831	15 - <b>1:31.481</b>	20 - 1:37.492P	25 - 1:36.493		
<b>54</b>	<b>Ward/Young</b>	Cooper Jaguar T33				
1 - 1:28.813	6 - 1:25.866	11 - 1:23.941	16 - 1:24.682			
2 - 1:25.073	7 - <b>1:23.461</b>	12 - 1:24.182	17 - 1:24.631			
3 - 1:24.178	8 - 1:24.317	13 - 1:25.001	18 - 1:47.469P			
4 - 1:24.239	9 - 1:24.735	14 - 1:26.333				
5 - 1:24.323	10 - 1:24.586	15 - 1:27.409				
<b>56</b>	<b>Nyblaeu</b>	Austin-Healey 100M				
1 - 1:46.865	11 - 1:34.990	21 - 1:34.819	31 - 1:34.919			
2 - 1:34.380	12 - 1:34.418	22 - 1:35.434	32 - 1:35.591			
3 - 1:36.347	13 - 1:34.555	23 - 1:40.902P	33 - 1:35.572			
4 - 1:36.758	14 - 1:37.268	24 - 2:30.505	34 - 1:37.467			
5 - 1:35.011	15 - 1:35.112	25 - 1:36.296	35 - 1:35.574			
6 - 1:34.865	16 - 1:37.048	26 - 1:36.974	36 - 1:35.280			
7 - <b>1:34.331</b>	17 - 1:34.682	27 - 1:36.637	37 - 1:35.313			
8 - 1:35.563	18 - 1:34.570	28 - 1:34.742	38 - 1:35.266			
9 - 1:37.345	19 - 1:35.279	29 - 1:34.341				
10 - 1:36.729	20 - 1:36.436	30 - 1:34.746				
<b>58</b>	<b>Dodd/Stanley</b>	Austin-Healey 100M				
1 - 1:42.304	6 - 1:46.821P					
2 - <b>1:37.502</b>						
3 - 1:37.594						
4 - 1:48.705P						
5 - X:00.000						
<b>77</b>	<b>Van Der Kroft</b>	Cooper T20/23				
1 - 1:46.743	6 - 1:35.010	11 - 5:00.998				
2 - 1:33.915	7 - 1:36.226	12 - 1:36.488				
3 - 1:35.390	8 - 1:35.451	13 - 1:37.418				
4 - 1:35.521	9 - 1:35.974	14 - 1:38.738				
5 - <b>1:33.842</b>	10 - 1:42.739P	15 - 1:42.878P				

Weather/Track: Bright/Dry

www.mstworld.com

Page 6 of 8

Donington Park  
 Circuit Length = 1.9790 miles.  
 Start: 15:21 End: 16:22

Printed - 16:26 Sunday, 03 May 2015

# Royal Automobile Club Woodcote Trophy for pre-56 sportscars

## RACE 9 - LAP ANALYSIS - Donington Park - 2/3/4 May 2015

(contd.)

<b>85</b>	<b>Bond</b>	Lister Bristol					
1 - 1:41.484	11 - 1:31.857	21 - 1:31.301	31 - 1:29.930				
2 - 1:32.495	12 - 1:31.655	22 - 1:34.706P	32 - 1:32.824				
3 - 1:32.861	13 - 1:34.001	23 - 2:39.616	33 - 1:31.784				
4 - 1:33.056	14 - 1:30.902	24 - 1:30.413	34 - 1:30.039				
5 - 1:34.432	15 - 1:30.367	25 - 1:31.275	35 - 1:30.320				
6 - 1:38.602P	16 - 1:32.882	26 - 1:37.040	36 - <b>1:28.908</b>				
7 - 2:47.096	17 - 1:31.094	27 - 1:32.239	37 - 1:30.771				
8 - 1:32.870	18 - 1:31.966	28 - 1:32.462	38 - 1:32.252				
9 - 1:32.355	19 - 1:30.156	29 - 1:29.681					
10 - 1:32.086	20 - 1:31.037	30 - 1:29.319					
<b>98</b>	<b>Matthews</b>	Austin-Healey 100/4					
1 - 1:45.382	6 - <b>1:31.251</b>	11 - 9:55.357P	16 - 1:45.087	21 - 1:35.731	26 - 1:33.251	31 - 1:33.418	
2 - 1:34.468	7 - 1:31.995	12 - 2:43.947	17 - 1:33.600	22 - 1:47.625	27 - 1:36.322	32 - 1:36.800	
3 - 1:35.113	8 - 1:33.023	13 - 1:33.381	18 - 1:33.687	23 - 1:35.879	28 - 1:32.965	33 - 1:33.701	
4 - 1:32.848	9 - 1:46.954	14 - 1:32.454	19 - 1:33.166	24 - 1:34.924	29 - 1:35.110		
5 - 1:32.923	10 - 1:32.514	15 - 1:34.160	20 - 1:33.818	25 - 1:35.312	30 - 1:33.763		
<b>101</b>	<b>Bechtolsheimer</b>	Allard J2					
1 - 1:34.837	11 - 1:28.375	21 - 2:28.473	31 - 1:27.927	41 - <b>1:27.214</b>			
2 - 1:30.444	12 - 1:28.560	22 - 1:29.619	32 - 1:29.143				
3 - 1:31.059	13 - 1:29.283	23 - 1:29.146	33 - 1:28.380				
4 - 1:29.574	14 - 1:29.298	24 - 1:29.493	34 - 1:29.960				
5 - 1:28.429	15 - 1:30.346	25 - 1:28.344	35 - 1:28.544				
6 - 1:29.684	16 - 1:29.500	26 - 1:28.807	36 - 1:29.958				
7 - 1:28.258	17 - 1:29.261	27 - 1:29.331	37 - 1:28.794				
8 - 1:28.234	18 - 1:27.737	28 - 1:30.067	38 - 1:28.624				
9 - 1:28.091	19 - 1:28.375	29 - 1:28.309	39 - 1:28.470				
10 - 1:28.682	20 - 1:30.683P	30 - 1:28.019	40 - 1:27.886				
<b>125</b>	<b>Clarke/Grice</b>	Austin Healey					
1 - <b>1:58.780</b>							
<b>199</b>	<b>Mira-Gomes</b>	Jaguar XK140 FHC					
1 - 1:58.136	6 - 1:48.596	11 - 1:47.325	16 - 1:49.470	21 - 1:59.755	26 - 1:47.973	31 - 1:47.631	
2 - 1:47.675	7 - 1:46.234	12 - 1:52.915P	17 - 1:47.096	22 - 1:48.179	27 - 1:50.108	32 - 1:48.112	
3 - <b>1:45.935</b>	8 - 1:47.986	13 - 2:41.415	18 - 1:48.290	23 - 1:52.905	28 - 1:49.645	33 - 1:48.438	
4 - 1:46.068	9 - 1:48.858	14 - 1:48.490	19 - 1:50.027	24 - 1:49.005	29 - 1:50.307		
5 - 1:47.439	10 - 1:49.221	15 - 1:48.011	20 - 1:49.018	25 - 1:47.858	30 - 1:48.828		

Weather/Track: Bright/Dry

www.mstworld.com

Page 7 of 8

Donington Park  
Circuit Length = 1.9790 miles.  
Start: 15:21 End: 16:22

Printed - 16:26 Sunday, 03 May 2015

**Royal Automobile Club Woodcote Trophy for pre-56 sportscars**  
**RACE 9 - LAP ANALYSIS - Donington Park - 2/3/4 May 2015**  
 (contd.)

<b>550</b>	<b>Corfield</b>	<b>Austin Healey</b>			
1 - 1:43.540	11 - 1:32.054	21 - 1:34.842P	31 - 1:32.153		
2 - 1:33.078	12 - 1:34.466	22 - 2:24.387	32 - 1:33.774		
3 - 1:34.312	13 - 1:46.075	23 - 1:33.370	33 - 1:33.829		
4 - 1:32.566	14 - 1:36.812	24 - 1:33.080	34 - 1:32.407		
5 - <b>1:31.780</b>	15 - 1:33.307	25 - 1:34.897	35 - 1:33.107		
6 - 1:34.895	16 - 1:32.783	26 - 1:31.905	36 - 1:33.149		
7 - 1:32.856	17 - 1:32.449	27 - 1:31.896	37 - 1:34.213		
8 - 1:34.194	18 - 1:33.081	28 - 1:32.906	38 - 1:34.795		
9 - 1:33.357	19 - 1:33.284	29 - 1:33.121	39 - 1:31.906		
10 - 1:32.884	20 - 1:33.753	30 - 1:35.957			

Weather/Track: Bright/Dry

**Royal Automobile Club Woodcote Trophy for pre-56 sportscars**  
**RACE 9 - LAP CHART - Donington Park - 2/3/4 May 2015**

Lap 1			Lap 2			Lap 3			Lap 4			Lap 5		
No	Behind	Laptime	No	Behind	Laptime	No	Behind	Laptime	No	Behind	Laptime	No	Behind	Laptime
5		1:28.558	54		1:25.073	54		1:24.178	54		1:24.239	54		1:24.323
54	0.255	1:28.813	11	1.035	1:25.540	11	1.376	1:24.519	11	1.124	1:23.987	11	1.246	1:24.445
11	0.823	1:29.381	5	2.008	1:27.336	5	3.738	1:25.908	5	5.283	1:25.784	5	6.506	1:25.546
10	4.155	1:32.713	10	7.024	1:28.197	10	10.623	1:27.777	10	13.694	1:27.310	199	1 LAP	1:46.068
101	6.279	1:34.837	101	11.395	1:30.444	6	17.764	1:29.648	6	22.179	1:28.654	10	16.810	1:27.439
6	6.657	1:35.215	6	12.294	1:30.965	101	18.276	1:31.059	101	23.611	1:29.574	6	26.124	1:28.268
2	8.102	1:36.660	9	14.795	1:31.381	9	19.869	1:29.252	9	24.311	1:28.681	101	27.717	1:28.429
9	8.742	1:37.300	2	15.992	1:33.218	2	23.262	1:31.448	2	29.495	1:30.472	9	28.587	1:28.599
24	9.758	1:38.316	44	17.102	1:32.613	35	25.137	1:31.871	35	30.741	1:29.843	2	36.909	1:31.737
44	9.817	1:38.375	35	17.444	1:32.548	44	25.135	1:32.211	20	32.098	1:30.815	35	37.400	1:30.982
35	10.224	1:38.782	12	18.711	1:32.998	20	25.522	1:30.819	12	33.681	1:31.170	20	37.969	1:30.194
12	11.041	1:39.599	20	18.881	1:32.591	12	26.750	1:32.217	44	35.160	1:34.264	12	43.962	1:34.604
20	11.618	1:40.176	85	20.093	1:32.495	85	28.776	1:32.861	85	37.593	1:33.056	44	44.746	1:33.909
17	12.704	1:41.262	24	22.515	1:38.085	24	32.076	1:33.739	550	41.193	1:32.566	85	47.702	1:34.432
85	12.926	1:41.484	550	22.732	1:33.078	550	32.866	1:34.312	24	41.318	1:33.481	550	48.650	1:31.780
58	13.746	1:42.304	17	24.295	1:36.919	17	35.583	1:35.466	98	45.508	1:32.848	24	49.297	1:32.302
27	14.972	1:43.530	27	24.887	1:35.243	98	36.899	1:35.113	17	46.348	1:35.004	98	54.108	1:32.923
550	14.982	1:43.540	58	25.920	1:37.502	27	37.199	1:36.490	27	47.960	1:35.000	17	57.690	1:35.665
23	15.766	1:44.324	98	25.964	1:34.468	77	37.984	1:35.390	77	49.266	1:35.521	27	58.092	1:34.455
98	16.824	1:45.382	23	26.423	1:35.985	58	39.336	1:37.594	56	52.047	1:36.758	77	58.785	1:33.842
77	18.185	1:46.743	77	26.772	1:33.915	56	39.528	1:36.347	23	53.350	1:38.060	56	1:02.735	1:35.011
56	18.307	1:46.865	56	27.359	1:34.380	23	39.529	1:37.284	36	54.563	1:37.229	23	1:03.975	1:34.948
36	18.783	1:47.341	36	29.625	1:36.170	36	41.573	1:36.126	33	55.561	1:36.803	36	1:05.712	1:35.472
33	20.520	1:49.078	33	31.189	1:35.997	33	42.997	1:35.986	25	56.319	1:36.610	33	1:06.614	1:35.376
25	20.988	1:49.546	25	32.443	1:36.783	25	43.948	1:35.683	58	1:03.802	1:48.705P	25	1:08.007	1:36.011
28	23.776	1:52.334	28	37.877	1:39.429	28	54.083	1:40.384	28	1:08.659	1:38.815	28	1:24.190	1:39.854
26	24.713	1:53.271	26	38.880	1:39.495	26	55.843	1:41.141	26	1:11.074	1:39.470			
21	25.369	1:53.927	31	41.303	1:40.913	31	56.861	1:39.736	31	1:11.830	1:39.208			
31	25.718	1:54.276	21	42.856	1:42.815	21	1:01.261	1:42.583	21	1:18.635	1:41.613			
199	29.578	1:58.136	199	51.925	1:47.675	199	1:13.682	1:45.935						
125	30.222	1:58.780												

Weather/Track: Bright/Dry

www.mstworld.com

Donington Park  
Circuit Length = 1.9790 miles.  
Start: 15:21 End: 16:22

**Royal Automobile Club Woodcote Trophy for pre-56 sportscars**  
**RACE 9 - LAP CHART - Donington Park - 2/3/4 May 2015**  
 (contd.)

Lap 6			Lap 7			Lap 8			Lap 9			Lap 10		
No	Behind	Laptime	No	Behind	Laptime	No	Behind	Laptime	No	Behind	Laptime	No	Behind	Laptime
54		1:25.866	54		1:23.461	54		1:24.317	54		1:24.735	54		1:24.586
11	0.291	1:24.911	11	1.058	1:24.228	11	1.456	1:24.715	11	2.353	1:25.632	550	1 LAP	1:33.357
26	1 LAP	1:39.603	5	10.822	1:26.972	36	1 LAP	1:35.447	27	1 LAP	1:35.235	11	3.523	1:25.756
31	1 LAP	1:40.510	26	1 LAP	1:39.150	33	1 LAP	1:37.132	77	1 LAP	1:35.451	98	1 LAP	1:46.954
5	7.311	1:26.671	28	1 LAP	1:42.007	25	1 LAP	1:37.131	17	1 LAP	1:37.745	27	1 LAP	1:35.235
21	1 LAP	1:41.530	31	1 LAP	1:38.842	5	12.659	1:26.154	56	1 LAP	1:35.563	5	18.029	1:27.422
10	19.513	1:28.569	10	23.272	1:27.220	26	1 LAP	1:37.874	23	1 LAP	1:35.919	77	1 LAP	1:35.974
6	28.785	1:28.527	21	1 LAP	1:40.530	10	29.967	1:31.012	36	1 LAP	1:35.411	199	2 LAPS	1:47.986
101	31.535	1:29.684	6	33.601	1:28.277	31	1 LAP	1:40.406	5	15.193	1:27.269	17	1 LAP	1:37.538
9	32.337	1:29.616	101	36.332	1:28.258	28	1 LAP	1:42.582	33	1 LAP	1:37.431	56	1 LAP	1:37.345
199	1 LAP	1:47.439	9	37.095	1:28.219	6	38.170	1:28.886	25	1 LAP	1:38.761	23	1 LAP	1:36.296
2	42.184	1:31.141	2	49.485	1:30.762	101	40.249	1:28.234	10	32.985	1:27.753	36	1 LAP	1:35.917
20	42.631	1:30.528	35	49.884	1:30.668	9	41.458	1:28.680	26	1 LAP	1:37.917	33	1 LAP	1:36.935
35	42.677	1:31.143	20	51.106	1:31.936	21	1 LAP	1:40.899	6	43.503	1:30.068	25	1 LAP	1:37.541
12	48.955	1:30.859	12	55.823	1:30.329	35	55.395	1:29.828	101	43.605	1:28.091	10	35.689	1:27.290
44	52.547	1:33.667	199	1 LAP	1:48.596	20	56.964	1:30.175	9	45.196	1:28.473	101	47.701	1:28.682
550	57.679	1:34.895	44	1:01.092	1:32.006	2	58.106	1:32.938	31	1 LAP	1:39.154	6	48.445	1:29.528
24	57.813	1:34.382	24	1:06.971	1:32.619	85	1 LAP	2:47.096	28	1 LAP	1:41.640	9	49.491	1:28.881
98	59.493	1:31.251	550	1:07.074	1:32.856	12	1:01.146	1:29.640	21	1 LAP	1:41.165	26	1 LAP	1:37.598
85	1:00.438	1:38.602P	98	1:08.027	1:31.995	44	1:09.050	1:32.275	35	1:00.161	1:29.501	31	1 LAP	1:37.963
17	1:06.940	1:35.116	17	1:19.493	1:36.014	24	1:14.835	1:32.181	20	1:02.426	1:30.197	35	1:04.828	1:29.253
27	1:07.385	1:35.159	27	1:20.062	1:36.138	98	1:16.733	1:33.023	2	1:04.188	1:30.817	20	1:07.835	1:29.995
77	1:07.929	1:35.010	77	1:20.694	1:36.226	550	1:16.951	1:34.194	12	1:06.894	1:30.483	28	1 LAP	1:40.503
56	1:11.734	1:34.865	56	1:22.604	1:34.331	199	1 LAP	1:46.234	85	1 LAP	1:32.870	2	1:10.891	1:31.289
23	1:12.933	1:34.824	23	1:23.796	1:34.324				44	1:18.038	1:33.723	12	1:13.158	1:30.850
36	1:15.217	1:35.371							24	1:22.573	1:32.473	85	1 LAP	1:32.355
33	1:16.758	1:36.010										21	1 LAP	1:41.671
25	1:18.352	1:36.211												

Weather/Track: Bright/Dry

**Royal Automobile Club Woodcote Trophy for pre-56 sportscars**  
**RACE 9 - LAP CHART - Donington Park - 2/3/4 May 2015**  
 (contd.)

Lap 11			Lap 12			Lap 13			Lap 14			Lap 15		
No	Behind	Laptime	No	Behind	Laptime	No	Behind	Laptime	No	Behind	Laptime	No	Behind	Laptime
54		1:23.941	54		1:24.182	54		1:25.001	54		1:26.333	54		1:27.409
44	1 LAP	1:32.831	11	5.427	1:24.645	2	1 LAP	1:32.705	199	3 LAPS	1:47.325	20	1 LAP	1:29.591
11	4.964	1:25.382	21	2 LAPS	1:41.664	12	1 LAP	1:32.552	11	5.591	1:25.829	11	3.204	1:25.022
24	1 LAP	1:32.207	44	1 LAP	1:33.546	11	6.095	1:25.669	2	1 LAP	1:31.466	25	2 LAPS	1:40.347
550	1 LAP	1:32.884	24	1 LAP	1:32.480	85	2 LAPS	1:31.857	12	1 LAP	1:31.108	2	1 LAP	1:32.394
5	20.904	1:26.816	58	7 LAPS	10:28.531	31	2 LAPS	1:41.112	26	2 LAPS	1:38.275	12	1 LAP	1:33.070
98	1 LAP	1:32.514	550	1 LAP	1:32.054	44	1 LAP	1:32.701	85	2 LAPS	1:31.655	85	2 LAPS	1:34.001
27	1 LAP	1:34.028	28	2 LAPS	2:03.124	24	1 LAP	1:32.400	31	2 LAPS	1:36.961	26	2 LAPS	1:36.779
56	1 LAP	1:36.729	5	23.496	1:26.774	5	26.073	1:27.578	44	1 LAP	1:31.963	199	3 LAPS	1:52.915P
77	1 LAP	1:42.739P	27	1 LAP	1:35.345	550	1 LAP	1:34.466	5	25.766	1:26.026	44	1 LAP	1:32.385
17	1 LAP	1:39.708	56	1 LAP	1:34.990	21	2 LAPS	1:43.081	24	1 LAP	1:31.372	24	1 LAP	1:30.621
23	1 LAP	1:38.774	10	46.033	1:29.804	58	7 LAPS	1:46.821P	21	2 LAPS	1:42.099	5	30.903	1:32.546P
36	1 LAP	1:37.077	23	1 LAP	1:34.666	28	2 LAPS	1:44.033	550	1 LAP	1:46.075	31	2 LAPS	1:40.588
10	40.411	1:28.663	17	1 LAP	1:37.087	27	1 LAP	1:34.402	10	52.138	1:30.078	10	54.121	1:29.392
199	2 LAPS	1:48.858	36	1 LAP	1:37.024	10	48.393	1:27.361	27	1 LAP	1:35.373	550	1 LAP	1:36.812
33	1 LAP	1:37.781	101	56.513	1:28.560	56	1 LAP	1:34.418	56	1 LAP	1:34.555	21	2 LAPS	1:41.772
25	1 LAP	1:38.278	33	1 LAP	1:35.961	23	1 LAP	1:35.214	28	2 LAPS	1:48.583P	27	1 LAP	1:35.256
101	52.135	1:28.375	6	57.798	1:29.097	36	1 LAP	1:34.202	101	1:03.760	1:29.298	6	1:06.129	1:29.202
6	52.883	1:28.379	9	59.133	1:29.481	17	1 LAP	1:35.616	6	1:04.336	1:29.430	101	1:06.697	1:30.346
9	53.834	1:28.284	25	1 LAP	1:42.966	101	1:00.795	1:29.283	9	1:06.611	1:30.304	9	1:08.905	1:29.703
26	1 LAP	1:35.767	199	2 LAPS	1:49.221	6	1:01.239	1:28.442	36	1 LAP	1:37.256	56	1 LAP	1:37.268
35	1:11.120	1:30.233	35	1:17.781	1:30.843	9	1:02.640	1:28.508	17	1 LAP	1:38.044	36	1 LAP	1:36.307
20	1:13.599	1:29.705	20	1:19.323	1:29.906	33	1 LAP	1:37.362	23	1 LAP	1:42.579P			
31	1 LAP	1:38.939	26	1 LAP	1:39.479	25	1 LAP	1:39.430	33	1 LAP	1:39.001			
2	1:18.167	1:31.217				35	1:22.677	1:29.897	77	3 LAPS	5:00.998			
12	1:18.907	1:29.690				20	1:24.150	1:29.828	35	1:27.044	1:30.700			
85	1 LAP	1:32.086												

Weather/Track: Bright/Dry

**Royal Automobile Club Woodcote Trophy for pre-56 sportscars**  
**RACE 9 - LAP CHART - Donington Park - 2/3/4 May 2015**  
 (contd.)

Lap 16			Lap 17			Lap 18			Lap 19			Lap 20		
No	Behind	Laptime	No	Behind	Laptime	No	Behind	Laptime	No	Behind	Laptime	No	Behind	Laptime
54		1:24.682	54		1:24.631	11		1:29.266	11		1:26.927	11		1:26.008
17	2 LAPS	1:40.964P	11	4.728	1:24.703	56	2 LAPS	1:37.048	25	3 LAPS	1:37.447	98	8 LAPS	2:43.947
11	4.656	1:26.134	36	2 LAPS	1:40.721P	35	1 LAP	1:30.784	56	2 LAPS	1:34.682	27	2 LAPS	1:32.997
35	1 LAP	1:31.120	35	1 LAP	1:29.636	20	1 LAP	1:32.833	35	1 LAP	1:29.143	35	1 LAP	1:30.423
20	1 LAP	1:31.542	20	1 LAP	1:30.427	98	7 LAPS	9:55.357P	21	3 LAPS	1:39.813	25	3 LAPS	1:36.384
77	4 LAPS	1:36.488	77	4 LAPS	1:37.418	54	13.475	1:47.469P	20	1 LAP	1:31.045	56	2 LAPS	1:34.570
33	2 LAPS	1:38.798	33	2 LAPS	1:36.143	33	2 LAPS	1:35.358	12	1 LAP	1:29.759	20	1 LAP	1:36.690P
12	1 LAP	1:31.276	199	4 LAPS	2:41.415	12	1 LAP	1:31.547	33	2 LAPS	1:35.291	21	3 LAPS	1:39.962
2	1 LAP	1:35.151P	12	1 LAP	1:30.707	77	4 LAPS	1:38.738	85	2 LAPS	1:31.094	12	1 LAP	1:30.932
85	2 LAPS	1:30.902	85	2 LAPS	1:30.367	85	2 LAPS	1:32.882	77	4 LAPS	1:42.878P	24	2 LAPS	2:22.997
28	3 LAPS	2:12.929	28	3 LAPS	1:35.670	199	4 LAPS	1:48.490	28	3 LAPS	1:35.546	85	2 LAPS	1:31.966
25	2 LAPS	1:45.543P	26	2 LAPS	1:32.474	28	3 LAPS	1:36.263	26	2 LAPS	1:35.681	33	2 LAPS	1:41.202P
26	2 LAPS	1:34.766	44	1 LAP	1:36.214	26	2 LAPS	1:36.286	44	1 LAP	1:32.081	28	3 LAPS	1:35.201
44	1 LAP	1:31.481	31	2 LAPS	1:37.559	44	1 LAP	1:33.262	2	1 LAP	1:25.464	2	1 LAP	1:28.240
24	1 LAP	1:31.564	10	1:02.063	1:28.372	2	1 LAP	1:27.279	10	57.281	1:26.764	26	2 LAPS	1:35.276
31	2 LAPS	1:36.896	2	1 LAP	2:04.612	10	57.444	1:29.375	199	4 LAPS	1:48.011	44	1 LAP	1:31.971
10	58.322	1:28.883	24	1 LAP	1:49.902	17	2 LAPS	1:31.523	5	1:03.386	1:24.650	10	58.779	1:27.506
23	2 LAPS	2:41.860	17	2 LAPS	2:27.429	24	1 LAP	1:34.810P	17	2 LAPS	1:29.800	5	1:02.484	1:25.106
550	1 LAP	1:33.307	23	2 LAPS	1:31.113	36	2 LAPS	2:27.187	23	2 LAPS	1:30.450	17	2 LAPS	1:30.657
6	1:10.292	1:28.845	550	1 LAP	1:32.783	31	2 LAPS	1:41.792	6	1:11.187	1:28.552	101	1:16.011	1:30.683P
101	1:11.515	1:29.500	5	1:13.658	1:26.319	5	1:05.663	1:25.999	101	1:11.336	1:28.375	23	2 LAPS	1:31.798
5	1:11.970	2:05.749	6	1:15.473	1:29.812	23	2 LAPS	1:30.779	36	2 LAPS	1:36.368	6	1:18.760	1:33.581P
9	1:13.504	1:29.281	101	1:16.145	1:29.261	6	1:09.562	1:28.083	9	1:14.091	1:28.719	199	4 LAPS	1:49.470
27	1 LAP	1:35.521	9	1:17.594	1:28.721	101	1:09.888	1:27.737	550	1 LAP	1:33.081	9	1:22.615	1:34.532P
21	2 LAPS	1:42.283	27	1 LAP	1:34.341	550	1 LAP	1:32.449	31	2 LAPS	1:40.587	36	2 LAPS	1:35.357
56	1 LAP	1:35.112	25	2 LAPS	2:24.783	9	1:12.299	1:28.699				550	1 LAP	1:33.284
			21	2 LAPS	1:41.508	27	1 LAP	1:33.974						

Weather/Track: Bright/Dry

www.mstworld.com

Donington Park  
 Circuit Length = 1.9790 miles.  
 Start: 15:21 End: 16:22



**Royal Automobile Club Woodcote Trophy for pre-56 sportscars**  
**RACE 9 - LAP CHART - Donington Park - 2/3/4 May 2015**  
 (contd.)

Lap 21			Lap 22			Lap 23			Lap 24			Lap 25		
No	Behind	Laptime	No	Behind	Laptime	No	Behind	Laptime	No	Behind	Laptime	No	Behind	Laptime
11		1:28.953P	11		2:03.088	11		1:26.147	11		1:25.435	11		1:26.445
98	8 LAPS	1:33.381	25	3 LAPS	1:39.889	56	2 LAPS	1:34.819	98	8 LAPS	1:45.087	31	5 LAPS	4:12.164
27	2 LAPS	1:33.619	24	2 LAPS	1:31.395	24	2 LAPS	1:31.913	24	2 LAPS	1:31.183	27	2 LAPS	1:38.575P
31	3 LAPS	1:45.902	31	3 LAPS	1:59.674P	25	3 LAPS	1:36.359	56	2 LAPS	1:35.434	98	8 LAPS	1:33.600
35	1 LAP	1:30.124	12	1 LAP	1:38.586P	85	2 LAPS	1:31.301	101	1 LAP	1:29.146	24	2 LAPS	1:30.370
56	2 LAPS	1:35.279	33	3 LAPS	2:55.325	26	3 LAPS	2:34.504	2	1 LAP	1:28.050	5	20.624	1:25.091
25	3 LAPS	1:36.809	85	2 LAPS	1:31.037	101	1 LAP	1:29.619	5	21.978	1:25.812	101	1 LAP	1:29.493
12	1 LAP	1:30.147	101	1 LAP	2:28.473	9	1 LAP	1:30.359	85	2 LAPS	1:34.706P	9	1 LAP	1:29.298
24	2 LAPS	1:31.301	9	1 LAP	2:23.334	2	1 LAP	1:27.809	199	5 LAPS	1:50.027	56	2 LAPS	1:40.902P
21	3 LAPS	1:39.579	21	3 LAPS	1:40.939	10	21.263	1:26.990	10	24.496	1:28.668	10	32.362	1:34.311P
85	2 LAPS	1:30.156	2	1 LAP	1:26.046	5	21.601	1:26.194	9	1 LAP	1:32.094	25	3 LAPS	1:36.217
2	1 LAP	1:26.909	10	20.420	1:26.644	44	2 LAPS	2:50.979	25	3 LAPS	1:38.718	550	2 LAPS	1:33.370
10	56.864	1:27.038	5	21.554	1:25.151	6	1 LAP	1:30.502	550	2 LAPS	2:24.387	6	1 LAP	1:30.046
5	59.491	1:25.960	6	1 LAP	2:41.109	21	3 LAPS	1:45.816P	6	1 LAP	1:31.759	199	5 LAPS	1:49.018
28	3 LAPS	1:34.977	28	3 LAPS	1:35.316	28	3 LAPS	1:34.441	26	3 LAPS	1:49.280	21	4 LAPS	3:06.909
44	1 LAP	1:37.492P	20	1 LAP	1:29.189	33	3 LAPS	2:01.849	44	2 LAPS	1:38.235	26	3 LAPS	1:37.418
26	2 LAPS	1:41.390P	23	2 LAPS	1:31.040	20	1 LAP	1:29.576	28	3 LAPS	1:32.912	44	2 LAPS	1:36.770
17	2 LAPS	1:31.290	17	2 LAPS	1:47.733P	23	2 LAPS	1:30.479	20	1 LAP	1:29.227	20	1 LAP	1:30.159
23	2 LAPS	1:29.874	550	1 LAP	1:34.842P	12	1 LAP	2:16.229	23	2 LAPS	1:29.756	23	2 LAPS	1:30.318
20	1 LAP	2:21.334	36	2 LAPS	1:35.846	36	2 LAPS	1:35.817	12	1 LAP	1:30.998	28	3 LAPS	1:35.108
36	2 LAPS	1:34.969	98	7 LAPS	1:34.160	35	1:22.424	1:34.237P	33	3 LAPS	1:53.947	2	1 LAP	2:05.693P
550	1 LAP	1:33.753	35	1:14.334	1:30.707	27	1 LAP	1:34.257	36	2 LAPS	1:37.357	12	1 LAP	1:31.060
199	4 LAPS	1:47.096	27	1 LAP	1:35.293							35	1 LAP	2:51.360
98	7 LAPS	1:32.454	199	4 LAPS	1:48.290							33	3 LAPS	1:38.412
27	1 LAP	1:33.062												
35	1:46.715	1:31.045												
56	1 LAP	1:36.436												

Weather/Track: Bright/Dry

**Royal Automobile Club Woodcote Trophy for pre-56 sportscars**  
**RACE 9 - LAP CHART - Donington Park - 2/3/4 May 2015**  
 (contd.)

Lap 26			Lap 27			Lap 28			Lap 29			Lap 30		
No	Behind	Laptime	No	Behind	Laptime	No	Behind	Laptime	No	Behind	Laptime	No	Behind	Laptime
11		1:24.977	11		1:27.537	11		1:26.479	11		1:25.727	11		1:26.696
36	3 LAPS	1:37.441	10	1 LAP	2:21.432	10	1 LAP	1:30.969	28	4 LAPS	1:36.450	12	2 LAPS	1:32.249
85	3 LAPS	2:39.616	35	2 LAPS	1:37.461	199	6 LAPS	1:48.179	6	2 LAPS	2:13.730P	27	3 LAPS	1:33.847
98	8 LAPS	1:33.687	56	3 LAPS	2:30.505	5	18.668	1:26.070	10	1 LAP	1:31.650	28	4 LAPS	1:33.659
5	21.540	1:25.893	33	4 LAPS	1:39.921	56	3 LAPS	1:36.296	21	5 LAPS	1:43.256	44	3 LAPS	1:37.201
24	2 LAPS	1:31.152	85	3 LAPS	1:30.413	85	3 LAPS	1:31.275	31	6 LAPS	1:59.445	10	1 LAP	1:28.869
101	1 LAP	1:28.344	5	19.077	1:25.074	35	2 LAPS	1:42.155	5	18.002	1:25.061	5	16.544	1:25.238
9	1 LAP	1:29.306	36	3 LAPS	1:37.549	33	4 LAPS	1:37.803	56	3 LAPS	1:36.974	21	5 LAPS	1:40.752
31	5 LAPS	2:00.180	98	8 LAPS	1:33.166	101	1 LAP	1:29.331	85	3 LAPS	1:37.040	85	3 LAPS	1:32.239
25	3 LAPS	1:36.364	101	1 LAP	1:28.807	36	3 LAPS	1:37.959	101	1 LAP	1:30.067	101	1 LAP	1:28.309
6	1 LAP	1:30.207	24	2 LAPS	1:30.778	24	2 LAPS	1:30.310	35	2 LAPS	1:37.960	9	1 LAP	1:27.955
550	2 LAPS	1:33.080	9	1 LAP	1:27.890	98	8 LAPS	1:33.818	33	4 LAPS	1:38.581	56	3 LAPS	1:36.637
26	3 LAPS	1:34.818	6	1 LAP	1:29.441	9	1 LAP	1:27.991	9	1 LAP	1:28.504	31	6 LAPS	1:54.857
20	1 LAP	1:30.362	25	3 LAPS	1:37.972	550	2 LAPS	1:31.905	24	2 LAPS	1:30.616	24	2 LAPS	1:31.642
44	2 LAPS	1:36.335	550	2 LAPS	1:34.897	25	3 LAPS	1:37.023	199	6 LAPS	1:52.905	35	2 LAPS	1:37.284
23	2 LAPS	1:31.086	20	1 LAP	1:32.430	20	1 LAP	1:29.359	98	8 LAPS	1:35.731	33	4 LAPS	1:37.370
27	2 LAPS	2:23.496	26	3 LAPS	1:33.890	23	2 LAPS	1:31.311	36	3 LAPS	1:38.758	36	3 LAPS	1:36.664
21	4 LAPS	1:43.946	23	2 LAPS	1:30.157	26	3 LAPS	1:32.667	550	2 LAPS	1:31.896	199	6 LAPS	1:49.005
28	3 LAPS	1:35.733	31	5 LAPS	1:58.701	12	1 LAP	1:31.833	20	1 LAP	1:29.587	98	8 LAPS	1:47.625
12	1 LAP	1:30.580	44	2 LAPS	1:36.493	27	2 LAPS	1:34.742	23	2 LAPS	1:31.207	550	2 LAPS	1:32.906
199	5 LAPS	1:59.755	27	2 LAPS	1:33.994	44	2 LAPS	1:39.676	26	3 LAPS	1:32.354	20	1 LAP	1:29.380
			28	3 LAPS	1:33.746				25	3 LAPS	1:38.434	23	2 LAPS	1:29.169
			12	1 LAP	1:31.011							26	3 LAPS	1:29.357
			21	4 LAPS	1:41.968									

Weather/Track: Bright/Dry

**Royal Automobile Club Woodcote Trophy for pre-56 sportscars**  
**RACE 9 - LAP CHART - Donington Park - 2/3/4 May 2015**  
 (contd.)

Lap 31			Lap 32			Lap 33			Lap 34			Lap 35		
No	Behind	Laptime	No	Behind	Laptime	No	Behind	Laptime	No	Behind	Laptime	No	Behind	Laptime
11		1:24.903	11		1:25.348	11		1:26.633	11		1:25.963	11		1:24.899
25	4 LAPS	1:37.355	23	3 LAPS	1:30.963	23	3 LAPS	1:31.271	20	2 LAPS	1:30.070	21	6 LAPS	1:41.722
12	2 LAPS	1:32.174	199	7 LAPS	1:47.858	550	3 LAPS	1:35.957	36	4 LAPS	1:38.932	20	2 LAPS	1:29.204
27	3 LAPS	1:34.692	26	4 LAPS	1:30.029	26	4 LAPS	1:40.037	98	9 LAPS	1:35.312	23	3 LAPS	1:29.926
28	4 LAPS	1:34.322	12	2 LAPS	1:31.313	31	7 LAPS	1:54.757	23	3 LAPS	1:29.146	98	9 LAPS	1:33.251
5	17.395	1:25.754	25	4 LAPS	1:36.777	5	17.049	1:26.045	550	3 LAPS	1:32.153	5	16.994	1:25.779
10	1 LAP	1:30.244	5	17.637	1:25.590	12	2 LAPS	1:31.626	5	16.114	1:25.028	36	4 LAPS	1:39.742
44	3 LAPS	1:36.629	27	3 LAPS	1:34.470	199	7 LAPS	1:47.973	26	4 LAPS	1:33.875	550	3 LAPS	1:33.774
101	1 LAP	1:28.019	10	1 LAP	1:30.275	10	1 LAP	1:30.834	12	2 LAPS	1:30.342	33	5 LAPS	2:02.470
9	1 LAP	1:28.643	28	4 LAPS	1:34.057	25	4 LAPS	1:38.060	10	1 LAP	1:30.747	26	4 LAPS	1:30.605
85	3 LAPS	1:32.462	101	1 LAP	1:27.927	28	4 LAPS	1:32.276	28	4 LAPS	1:34.541	12	2 LAPS	1:29.886
21	5 LAPS	1:40.666	9	1 LAP	1:28.838	27	3 LAPS	1:34.527	25	4 LAPS	1:39.766	10	1 LAP	1:29.668
24	2 LAPS	1:30.829	85	3 LAPS	1:29.681	101	1 LAP	1:29.143	27	3 LAPS	1:38.049	28	4 LAPS	1:33.648
56	3 LAPS	1:34.742	24	2 LAPS	1:29.781	9	1 LAP	1:28.509	31	7 LAPS	1:55.282	101	1 LAP	1:29.960
35	2 LAPS	1:36.211	21	5 LAPS	1:40.439	85	3 LAPS	1:29.319	101	1 LAP	1:28.380	27	3 LAPS	1:34.199
33	4 LAPS	1:35.877	56	3 LAPS	1:34.341	24	2 LAPS	1:30.128	199	7 LAPS	1:50.108	9	1 LAP	1:32.912
36	3 LAPS	1:37.651	35	2 LAPS	1:35.482	56	3 LAPS	1:34.746	9	1 LAP	1:28.068	25	4 LAPS	1:41.696
31	6 LAPS	1:55.273	33	4 LAPS	1:35.325	21	5 LAPS	1:40.420	85	3 LAPS	1:29.930	85	3 LAPS	1:32.824
98	8 LAPS	1:35.879	36	3 LAPS	1:37.248	35	2 LAPS	1:34.508	24	2 LAPS	1:29.940	24	2 LAPS	1:29.843
20	1 LAP	1:30.459	98	8 LAPS	1:34.924	33	4 LAPS	1:35.084	56	3 LAPS	1:34.919	31	7 LAPS	1:50.187
550	2 LAPS	1:33.121	20	1 LAP	1:30.049				35	2 LAPS	1:35.934	199	7 LAPS	1:49.645

Weather/Track: Bright/Dry

www.mstworld.com

Page 7 of 9

Donington Park  
 Circuit Length = 1.9790 miles.  
 Start: 15:21 End: 16:22

Printed - 16:26 Sunday, 03 May 2015

**Royal Automobile Club Woodcote Trophy for pre-56 sportscars**  
**RACE 9 - LAP CHART - Donington Park - 2/3/4 May 2015**  
 (contd.)

Lap 36			Lap 37			Lap 38			Lap 39			Lap 40		
No	Behind	Laptime	No	Behind	Laptime	No	Behind	Laptime	No	Behind	Laptime	No	Behind	Laptime
11		1:24.504	11		1:25.371	11		1:25.052	11		1:24.725	11		1:25.209
56	4 LAPS	1:35.591	31	8 LAPS	1:52.065	5	22.508	1:26.830	25	5 LAPS	1:36.973	27	4 LAPS	1:35.456
35	3 LAPS	1:34.777	56	4 LAPS	1:35.572	20	2 LAPS	1:32.083	5	22.864	1:25.081	25	5 LAPS	1:36.088
20	2 LAPS	1:30.341	199	8 LAPS	1:50.307	56	4 LAPS	1:37.467	20	2 LAPS	1:28.592	5	23.311	1:25.656
23	3 LAPS	1:29.327	20	2 LAPS	1:29.178	23	3 LAPS	1:32.033	23	3 LAPS	1:30.079	20	2 LAPS	1:28.421
21	6 LAPS	1:40.734	35	3 LAPS	1:34.176	35	3 LAPS	1:37.109	56	4 LAPS	1:35.574	23	3 LAPS	1:30.027
5	21.246	1:28.756	5	20.730	1:24.855	199	8 LAPS	1:48.828	35	3 LAPS	1:34.991	56	4 LAPS	1:35.280
98	9 LAPS	1:36.322	23	3 LAPS	1:29.690	31	8 LAPS	1:51.509	98	9 LAPS	1:33.763	35	3 LAPS	1:34.350
550	3 LAPS	1:33.829	21	6 LAPS	1:39.502	98	9 LAPS	1:35.110	550	3 LAPS	1:33.149	98	9 LAPS	1:33.418
36	4 LAPS	1:37.289	98	9 LAPS	1:32.965	550	3 LAPS	1:33.107	12	2 LAPS	1:31.161	12	2 LAPS	1:32.439
12	2 LAPS	1:32.537	550	3 LAPS	1:32.407	12	2 LAPS	1:31.616	26	4 LAPS	1:31.421	550	3 LAPS	1:34.213
26	4 LAPS	1:35.400	12	2 LAPS	1:30.537	21	6 LAPS	1:42.148	199	8 LAPS	1:47.631	10	1 LAP	1:29.932
33	5 LAPS	1:38.530	36	4 LAPS	1:38.253	26	4 LAPS	1:30.092	10	1 LAP	1:31.014	26	4 LAPS	1:32.729
10	1 LAP	1:29.641	26	4 LAPS	1:31.696	10	1 LAP	1:30.706	31	8 LAPS	1:50.625	101	1 LAP	1:28.470
101	1 LAP	1:28.544	10	1 LAP	1:30.428	36	4 LAPS	1:40.201	101	1 LAP	1:28.624	9	1 LAP	1:28.998
28	4 LAPS	1:32.863	33	5 LAPS	1:37.691	101	1 LAP	1:28.794	21	6 LAPS	1:44.097	199	8 LAPS	1:48.112
9	1 LAP	1:28.940	101	1 LAP	1:29.958	33	5 LAPS	1:37.351	9	1 LAP	1:29.474	28	4 LAPS	1:33.613
27	3 LAPS	1:34.130	28	4 LAPS	1:31.370	9	1 LAP	1:28.374	36	4 LAPS	1:39.271	36	4 LAPS	1:36.410
85	3 LAPS	1:31.784	9	1 LAP	1:28.503	28	4 LAPS	1:33.269	33	5 LAPS	1:36.409			
25	4 LAPS	1:36.506	27	3 LAPS	1:34.125	85	3 LAPS	1:30.320	28	4 LAPS	1:32.017			
24	2 LAPS	1:30.418	85	3 LAPS	1:30.039	24	2 LAPS	1:29.553	85	3 LAPS	1:28.908			
			24	2 LAPS	1:30.021	27	3 LAPS	1:37.132	24	2 LAPS	1:29.183			
			25	4 LAPS	1:37.172									

Weather/Track: Bright/Dry

www.mstworld.com

Donington Park  
 Circuit Length = 1.9790 miles.  
 Start: 15:21 End: 16:22

**Royal Automobile Club Woodcote Trophy for pre-56 sportscars**  
**RACE 9 - LAP CHART - Donington Park - 2/3/4 May 2015**  
 (contd.)

Lap 41			Lap 42			Lap 43			Lap 44			Lap 45		
No	Behind	Laptime	No	Behind	Laptime	No	Behind	Laptime	No	Behind	Laptime	No	Behind	Laptime
11		1:27.663	11		1:25.497									
85	4 LAPS	1:30.771	24	3 LAPS	1:30.915									
24	3 LAPS	1:29.850	85	4 LAPS	1:32.252									
21	7 LAPS	1:44.365	28	5 LAPS	1:35.526									
31	9 LAPS	1:50.802	36	5 LAPS	1:39.421									
33	6 LAPS	1:38.070	33	6 LAPS	1:38.847									
27	4 LAPS	1:34.526	199	9 LAPS	1:48.438									
5	20.577	1:24.929	21	7 LAPS	1:41.977									
25	5 LAPS	1:37.207	5	20.361	1:25.281									
20	2 LAPS	1:28.995	27	4 LAPS	1:35.169									
23	3 LAPS	1:29.973	31	9 LAPS	1:48.896									
56	4 LAPS	1:35.313	20	2 LAPS	1:30.051									
35	3 LAPS	1:34.253	25	5 LAPS	1:37.040									
12	2 LAPS	1:30.239	23	3 LAPS	1:30.969									
10	1 LAP	1:30.931	56	4 LAPS	1:35.266									
26	4 LAPS	1:32.118	35	3 LAPS	1:33.011									
550	3 LAPS	1:34.795	12	2 LAPS	1:31.099									
101	1 LAP	1:27.886	10	1 LAP	1:29.255									
98	9 LAPS	1:36.800	26	4 LAPS	1:28.643									
9	1 LAP	1:28.663	101	1 LAP	1:27.214									
			550	3 LAPS	1:31.906									
			98	9 LAPS	1:33.701									
			9	1 LAP	1:29.106									

Weather/Track: Bright/Dry

# HRDC History of the BTCC 1958-1966

## RACE 11 - QUALIFYING - Donington Park - 2/3/4 May 2015

POS	NO	CL	DRIVER	CAR	TIME	LAPS	GAP	MPH
1	46	PI	Whitaker/O'Brien	Ford Mustang	1:44.335	13		68.28
2	64	WH	McInerney	Ford Lotus Cortina	1:45.473	11	1.138	67.54
3	63	WH	Tromans	Ford Lotus Cortina	1:45.762	12	1.427	67.36
4	13	AL	Brooks/Caine	Morris Mini Cooper S	1:45.931	12	1.596	67.25
5	77	AL	Jordan/Jordan	Austin A40	1:47.054	13	2.719	66.55
6	37	PI	Gardiner	Ford Falcon	1:47.057	13	2.722	66.54
7	12	PI	Thornton	Ford Mustang	1:47.640	13	3.305	66.18
8	34	SE	Gordon/Meaden	Alfa Romeo Guilietta Ti	1:47.740	13	3.405	66.12
9	49	WH	McInerney	Ford Lotus Cortina	1:47.776	11	3.441	66.10
10	52	WH	Dutton	Ford Lotus Cortina	1:48.062	14	3.727	65.92
11	33	WH	Lawley/Smith	Alfa Romeo Giulia Sprint GTA	1:49.986	12	5.651	64.77
12	3	PI	Hallford/Treherne	Ford Mustang	1:50.274	13	5.939	64.60
13	70	PI	Shepherd	Ford Galaxie 500	1:50.276	8	5.941	64.60
14	169	WH	Avill/Hyett	Ford Lotus Cortina	1:50.357	12	6.022	64.55
15	148	WH	James/Letts	BMW 1800Ti	1:50.537	12	6.202	64.45
16	16	WH	Tomlin	Ford Lotus Cortina	1:50.583	13	6.248	64.42
17	19	PI	Whale/Abbott	Studebaker Lark Daytona	1:50.703	13	6.368	64.35
18	166	WH	Strommen/Lund	Ford Lotus Cortina	1:51.110	12	6.775	64.12
19	22	PI	Squire/Squire	Ford Mustang	1:51.126	12	6.791	64.11
20	8	WH	Lay	Ford Lotus Cortina	1:51.189	12	6.854	64.07
21	14	MA	Bechtolscheimer	Alfa Romeo GS	1:51.862	13	7.527	63.68
22	73	PI	Clarkson/Smithies	Ford Falcon	1:52.083	12	7.748	63.56
23	2	AL	Crossley/O'Connor	Morris Mini	1:53.631	10	9.296	62.69
24	1	SO	Drabble	Jaguar Mk2	1:54.548	13	10.213	62.19
25	24	PI	Frankel/Frankel	Ford Falcon	1:54.979	12	10.644	61.96
26	69	SE	Watson	Alfa Romeo Guilietta Ti	1:55.297	12	10.962	61.79
27	95	PI	Pittaway/Dutton	Plymouth Barracuda	1:55.764	11	11.429	61.54
28	7	PI	Clifford	Ford Mustang	1:57.028	12	12.693	60.87
29	62	MA	Mailliet/Wilwert	Alfa Romeo Giulia Ti Super	1:57.075	11	12.740	60.85
30	176	SO	Davenall	Austin A105	1:58.164	11	13.829	60.29
31	66	MA	Shaw/Matthews	Alfa Romeo Giulia Sprint	1:58.246	11	13.911	60.25
32	28	MA	Erwin/Dick	Alfa Romeo Giulia Ti Super	1:59.849	11	15.514	59.44
33	11	SE	Boston	OUMF Riley 1.5	2:00.565	12	16.230	59.09
34	65	PI	Ruddell	Ford Mustang	2:03.282	10	18.947	57.78
35	23	SO	Love/Love	Jaguar Mk8	2:03.587	11	19.252	57.64
36	88	AL	Barber/Thomas	Fiat Abarth 850TC	2:06.599	10	22.264	56.27
37	155	SE	Robson/Persaud	Standard Pennant	2:08.411	11	24.076	55.48

Cars 7,34 require working transponders. 30sec penalty will be applied if not working in race. Donington Park

Weather/Track: Rain/Wet.

Circuit Length = 1.9790 miles.

These results are provisional until the conclusion of any judicial and technical matters.

Start: 09:45 End: 10:10

Clerk of the Course:		Timekeeper:
----------------------	--	-------------

# HRDC History of the BTCC 1958-1966

## RACE 11 - QUALIFYING LAP ANALYSIS - Donington Park - 2/3/4 May 2015

<b>1</b>	<b>Drabble</b>	Jaguar Mk2
1 - 3:07.045	6 - 1:56.693	11 - 1:54.685
2 - 2:04.814	7 - <b>1:54.548</b>	12 - 1:58.301
3 - 2:00.649	8 - 1:56.368	13 - 1:59.019
4 - 2:02.759	9 - 1:54.973	
5 - 1:58.910	10 - 1:56.714	
<b>2</b>	<b>Crossley/O'Connor</b>	Morris Mini
1 - 4:26.028	6 - 4:45.596	
2 - 2:15.752	7 - <b>1:53.631</b>	
3 - 2:13.663	8 - 1:54.624	
4 - 2:09.959	9 - 1:56.795	
5 - 2:15.002P	10 - 1:58.565	
<b>3</b>	<b>Hallford/Treherne</b>	Ford Mustang
1 - 2:30.673	6 - 3:41.622	11 - 1:57.870
2 - 1:54.462	7 - 1:56.971	12 - 2:00.576
3 - 1:53.327	8 - 1:55.357	13 - 2:02.944
4 - <b>1:50.274</b>	9 - 1:53.583	
5 - 1:57.067P	10 - 1:52.846	
<b>7</b>	<b>Clifford</b>	Ford Mustang
1 - 3:27.700	6 - 1:59.377	11 - 2:15.700P
2 - 2:10.078	7 - <b>1:57.028</b>	12 - 3:42.951
3 - 2:06.230	8 - 1:59.017	
4 - 2:02.884	9 - 1:57.561	
5 - 1:59.423	10 - 2:01.462	
<b>8</b>	<b>Lay</b>	Ford Lotus Cortina
1 - 2:56.547	6 - <b>1:51.189</b>	11 - 1:55.291
2 - 1:54.261	7 - 2:04.884P	12 - 1:52.931
3 - 1:52.621	8 - 4:53.016	
4 - 1:56.392	9 - 1:54.381	
5 - 1:51.779	10 - 1:56.001	
<b>11</b>	<b>Boston</b>	OUMF Riley 1.5
1 - 4:11.308	6 - 2:07.690	11 - 2:14.340
2 - 2:06.253	7 - 2:12.403	12 - 2:14.309
3 - 2:04.695	8 - 2:03.865	
4 - <b>2:00.565</b>	9 - 2:08.774	
5 - 2:07.825	10 - 2:13.733	

Cars 7,34 require working transponders. 30sec penalty will be applied if not working in race. Donington Park

Weather/Track: Rain/Wet.

Circuit Length = 1.9790 miles.

Start: 09:45 End: 10:10

# HRDC History of the BTCC 1958-1966

## RACE 11 - QUALIFYING LAP ANALYSIS - Donington Park - 2/3/4 May 2015

(contd.)

<b>12</b>	<b>Thornton</b>	Ford Mustang
1 - 3:19.615	6 - 1:51.107	11 - 1:55.028
2 - 1:59.764	7 - 1:51.714	12 - 1:53.884
3 - 1:53.348	8 - 1:55.581	13 - 1:55.506
4 - 1:53.811	9 - 1:53.840	
5 - 1:52.932	10 - <b>1:47.640</b>	
<b>13</b>	<b>Brooks/Caine</b>	Morris Mini Cooper S
1 - 4:22.819	6 - 3:17.803	11 - 2:07.332
2 - 1:50.850	7 - 1:46.924	12 - 1:48.857
3 - 1:49.178	8 - 1:46.492	
4 - 1:54.181	9 - 1:46.111	
5 - 1:56.112P	10 - <b>1:45.931</b>	
<b>14</b>	<b>Bechtolscheimer</b>	Alfa Romeo GS
1 - 3:28.834	6 - 1:54.015	11 - <b>1:51.862</b>
2 - 1:56.892	7 - 2:05.198	12 - 2:00.903
3 - 1:53.932	8 - 1:55.253	13 - 1:57.421
4 - 1:56.042	9 - 1:52.729	
5 - 1:55.224	10 - 1:54.787	
<b>16</b>	<b>Tomlin</b>	Ford Lotus Cortina
1 - 3:01.879	6 - 1:52.419	11 - 1:54.377
2 - 2:28.371	7 - 1:55.036	12 - 1:58.026
3 - 1:55.201	8 - 1:51.012	13 - 1:56.902
4 - 1:53.371	9 - <b>1:50.583</b>	
5 - 1:55.659	10 - 1:52.395	
<b>19</b>	<b>Whale/Abbott</b>	Studebaker Lark Daytona
1 - 2:20.755	6 - 3:11.230	11 - 1:54.009
2 - 1:53.333	7 - 1:57.265	12 - 1:58.020
3 - 1:51.345	8 - 1:56.264	13 - 1:57.466
4 - <b>1:50.703</b>	9 - 1:55.757	
5 - 1:57.153P	10 - 1:52.398	
<b>22</b>	<b>Squire/Squire</b>	Ford Mustang
1 - 2:42.636	6 - 1:56.402	11 - 1:56.483
2 - 2:00.319	7 - 1:54.449	12 - 1:56.453
3 - 1:59.957	8 - 1:56.825	
4 - 2:17.538P	9 - <b>1:51.126</b>	
5 - 3:27.008	10 - 1:52.247	

Cars 7,34 require working transponders. 30sec penalty will be applied if not working in race. Donington Park

Weather/Track: Rain/Wet.

Circuit Length = 1.9790 miles.

Start: 09:45 End: 10:10



# HRDC History of the BTCC 1958-1966

## RACE 11 - QUALIFYING LAP ANALYSIS - Donington Park - 2/3/4 May 2015

(contd.)

<b>23</b>	<b>Love/Love</b>	Jaguar Mk8
1 - 3:30.692	6 - <b>2:03.587</b>	11 - 2:10.061
2 - 2:08.327	7 - 2:17.910P	
3 - 2:10.362	8 - 4:46.241	
4 - 2:07.736	9 - 2:07.026	
5 - 2:06.018	10 - 2:06.004	
<b>24</b>	<b>Frankel/Frankel</b>	Ford Falcon
1 - 3:00.479	6 - 2:04.453P	11 - 2:04.763
2 - 1:56.536	7 - 3:47.304	12 - 2:03.263
3 - 1:55.393	8 - 1:58.390	
4 - 1:56.077	9 - 1:59.639	
5 - <b>1:54.979</b>	10 - 2:00.174	
<b>28</b>	<b>Erwin/Dick</b>	Alfa Romeo Giulia Ti Super
1 - 4:10.160	6 - 2:02.369	11 - 2:05.787
2 - 2:05.752	7 - 2:00.460	
3 - 2:03.764	8 - 2:11.643P	
4 - <b>1:59.849</b>	9 - 3:49.918	
5 - 2:00.361	10 - 2:09.560	
<b>33</b>	<b>Lawley/Smith</b>	Alfa Romeo Giulia Sprint GTA
1 - 3:06.655	6 - 1:51.928	11 - 1:55.898
2 - 2:01.548	7 - 1:59.337P	12 - 1:54.371
3 - 1:54.644	8 - 3:44.082	
4 - 1:52.764	9 - <b>1:49.986</b>	
5 - 1:51.856	10 - 1:52.252	
<b>34</b>	<b>Gordon/Meaden</b>	Alfa Romeo Guilietta Ti
1 - 2:56.786	6 - 1:49.680	11 - 1:52.178
2 - 2:07.610	7 - 2:02.761	12 - 1:52.552
3 - 2:03.523	8 - 1:50.873	13 - 1:53.169
4 - 2:12.921P	9 - <b>1:47.740</b>	
5 - 3:09.434	10 - 1:51.447	
<b>37</b>	<b>Gardiner</b>	Ford Falcon
1 - 2:18.322	6 - 1:54.363P	11 - <b>1:47.057</b>
2 - 1:48.895	7 - 3:19.990	12 - 1:52.702
3 - 1:48.708	8 - 1:53.148	13 - 1:51.070
4 - 1:48.442	9 - 1:59.981	
5 - 1:49.849	10 - 1:49.348	

Cars 7,34 require working transponders. 30sec penalty will be applied if not working in race. Donington Park

Weather/Track: Rain/Wet.

Circuit Length = 1.9790 miles.

Start: 09:45 End: 10:10

# HRDC History of the BTCC 1958-1966

## RACE 11 - QUALIFYING LAP ANALYSIS - Donington Park - 2/3/4 May 2015

(contd.)

<b>46</b>	<b>Whitaker/O'Brien</b>	Ford Mustang
1 - 2:37.135	6 - 1:56.962	11 - 1:59.013
2 - 1:49.556	7 - 1:47.200	12 - 1:49.738
3 - 1:53.361	8 - 1:46.066	13 - 1:51.143
4 - 2:01.379P	9 - <b>1:44.335</b>	
5 - 4:11.894	10 - 1:50.228	
<b>49</b>	<b>McInerney</b>	Ford Lotus Cortina
1 - 7:23.621	6 - 1:50.223	11 - 1:53.688
2 - 1:53.210	7 - 1:50.062	
3 - 1:52.196	8 - <b>1:47.776</b>	
4 - 1:53.648	9 - 1:53.488	
5 - 1:50.154	10 - 1:52.879	
<b>52</b>	<b>Dutton</b>	Ford Lotus Cortina
1 - 2:33.685	6 - 1:48.500	11 - 1:50.319
2 - 1:52.032	7 - 1:49.052	12 - 1:51.605
3 - 1:53.410	8 - <b>1:48.062</b>	13 - 1:54.259
4 - 1:51.474	9 - 1:48.586	14 - 1:55.217
5 - 1:50.357	10 - 1:48.585	
<b>62</b>	<b>Mailliett/Wilwert</b>	Alfa Romeo Giulia Ti Super
1 - 3:09.781	6 - <b>1:57.075</b>	11 - 2:00.803
2 - 2:05.014	7 - 2:01.875P	
3 - 2:03.798	8 - 4:32.791	
4 - 2:01.829	9 - 1:57.945	
5 - 1:59.340	10 - 2:00.846	
<b>63</b>	<b>Tromans</b>	Ford Lotus Cortina
1 - 2:40.246	6 - 1:47.253	11 - 1:50.754
2 - <b>1:45.762</b>	7 - 1:46.862	12 - 1:51.431
3 - 1:58.293P	8 - 1:51.391	
4 - 4:49.664	9 - 1:45.763	
5 - 1:51.111	10 - 1:47.823	
<b>64</b>	<b>McInerney</b>	Ford Lotus Cortina
1 - 4:20.445P	6 - 1:49.114	11 - 2:03.935
2 - 3:13.140	7 - 1:46.176	
3 - 1:47.998	8 - <b>1:45.473</b>	
4 - 1:53.271P	9 - 1:51.490P	
5 - 3:05.740	10 - 2:56.530	

Cars 7,34 require working transponders. 30sec penalty will be applied if not working in race. Donington Park

Weather/Track: Rain/Wet.

Circuit Length = 1.9790 miles.

Start: 09:45 End: 10:10

# HRDC History of the BTCC 1958-1966

## RACE 11 - QUALIFYING LAP ANALYSIS - Donington Park - 2/3/4 May 2015

(contd.)

<b>65</b>	<b>Ruddell</b>	Ford Mustang
1 - 4:05.481	6 - 2:07.038	
2 - 2:11.384	7 - 2:06.491	
3 - 2:10.472	8 - <b>2:03.282</b>	
4 - 2:06.389	9 - 2:07.601	
5 - 2:05.987	10 - 2:17.709P	
<b>66</b>	<b>Shaw/Matthews</b>	Alfa Romeo Giulia Sprint
1 - 3:54.350	6 - 3:46.075	11 - 2:15.704P
2 - 2:01.856	7 - 2:02.336	
3 - 2:01.592	8 - 1:58.994	
4 - 2:02.751	9 - <b>1:58.246</b>	
5 - 2:06.266P	10 - 2:07.443	
<b>69</b>	<b>Watson</b>	Alfa Romeo Guilietta Ti
1 - 3:55.914	6 - 1:55.940	11 - 2:00.456
2 - 2:02.298	7 - 1:56.187	12 - 1:59.090
3 - 2:00.749	8 - 1:56.946	
4 - 2:02.643	9 - <b>1:55.297</b>	
5 - 2:00.281	10 - 1:57.717	
<b>70</b>	<b>Shepherd</b>	Ford Galaxie 500
1 - 9:40.301	6 - 1:50.957	
2 - 1:56.549	7 - 1:53.401	
3 - 1:52.534	8 - 2:17.359P	
4 - 1:52.315		
5 - <b>1:50.276</b>		
<b>73</b>	<b>Clarkson/Smithies</b>	Ford Falcon
1 - 3:20.756	6 - 2:03.759P	11 - 2:02.186
2 - 2:00.043	7 - 3:51.433	12 - 2:08.376
3 - 1:56.169	8 - 1:52.990	
4 - 1:56.052	9 - <b>1:52.083</b>	
5 - 1:55.566	10 - 1:52.666	
<b>77</b>	<b>Jordan/Jordan</b>	Austin A40
1 - 3:30.078	6 - 1:48.618	11 - 1:50.383
2 - 1:50.961	7 - 1:50.767	12 - 1:52.424
3 - 1:48.124	8 - 2:02.100P	13 - 1:52.508
4 - <b>1:47.054</b>	9 - 2:42.427	
5 - 1:47.640	10 - 1:50.081	

Cars 7,34 require working transponders. 30sec penalty will be applied if not working in race. Donington Park

Weather/Track: Rain/Wet.

Circuit Length = 1.9790 miles.

Start: 09:45 End: 10:10

# HRDC History of the BTCC 1958-1966

## RACE 11 - QUALIFYING LAP ANALYSIS - Donington Park - 2/3/4 May 2015

(contd.)

<b>88</b>	<b>Barber/Thomas</b>	Fiat Abarth 850TC
1 - 4:14.068	6 - 2:13.598	
2 - 2:08.409	7 - 2:09.338	
3 - 2:06.713	8 - <b>2:06.599</b>	
4 - 2:11.599P	9 - 2:15.111	
5 - 4:14.719	10 - 2:09.058	
<b>95</b>	<b>Pittaway/Dutton</b>	Plymouth Barracuda
1 - 3:31.337	6 - 4:32.804	11 - 2:03.212
2 - 2:07.891	7 - 1:59.263	
3 - 2:00.769	8 - 2:00.263	
4 - <b>1:55.764</b>	9 - 1:59.808	
5 - 2:04.221P	10 - 2:05.645	
<b>148</b>	<b>James/Letts</b>	BMW 1800Ti
1 - 3:39.521	6 - 1:55.139	11 - 1:56.864
2 - 1:58.177	7 - 2:02.875P	12 - 1:54.443
3 - 1:58.151	8 - 2:56.566	
4 - 1:56.835	9 - 1:51.028	
5 - 1:53.812	10 - <b>1:50.537</b>	
<b>155</b>	<b>Robson/Persaud</b>	Standard Pennant
1 - 3:01.192	6 - 2:37.857P	11 - 2:10.952
2 - 2:24.789	7 - 3:42.391	
3 - 2:17.484	8 - <b>2:08.411</b>	
4 - 2:17.084	9 - 2:30.774	
5 - 2:10.557	10 - 2:12.458	
<b>166</b>	<b>Strommen/Lund</b>	Ford Lotus Cortina
1 - 3:51.468	6 - 1:51.961	11 - 1:59.096
2 - 1:59.517	7 - 2:03.458P	12 - 2:00.381
3 - 1:55.178	8 - 3:08.475	
4 - 1:54.229	9 - 1:58.211	
5 - <b>1:51.110</b>	10 - 1:57.960	
<b>169</b>	<b>Avill/Hyett</b>	Ford Lotus Cortina
1 - 3:47.366	6 - 1:52.032	11 - 2:17.412
2 - 1:51.858	7 - 1:50.512	12 - 2:01.361
3 - 1:52.531	8 - 1:51.273	
4 - <b>1:50.357</b>	9 - 1:55.094P	
5 - 1:52.772	10 - 3:41.161	

Cars 7,34 require working transponders. 30sec penalty will be applied if not working in race. Donington Park

Weather/Track: Rain/Wet.

Circuit Length = 1.9790 miles.

Start: 09:45 End: 10:10

# HRDC History of the BTCC 1958-1966

## RACE 11 - QUALIFYING LAP ANALYSIS - Donington Park - 2/3/4 May 2015

(contd.)

<b>176</b>	<b>Davenall</b>	Austin A105
1 - 3:42.134	6 - 2:03.434	11 - 2:17.200P
2 - 2:04.800	7 - 2:09.765	
3 - 2:04.596	8 - 2:00.681	
4 - 2:08.495	9 - <b>1:58.164</b>	
5 - 2:03.957	10 - 2:00.903	

Cars 7,34 require working transponders. 30sec penalty will be applied if not working in race. Donington Park

Weather/Track: Rain/Wet.

Circuit Length = 1.9790 miles.

Start: 09:45 End: 10:10

# HRDC History of the BTCC 1958-1966

## RACE 11 - AMENDED GRID - Donington Park - 2/3/4 May 2015

ROW  
19  
ROW  
18  
ROW  
17  
ROW  
16  
ROW  
15  
ROW  
14  
ROW  
13  
ROW  
12  
ROW  
11  
ROW  
10  
ROW  
9  
ROW  
8  
ROW  
7  
ROW  
6  
ROW  
5  
ROW  
4  
ROW  
3  
ROW  
2  
ROW  
1

155	Robson/Persaud		
	23	Love/Love	88 Barber/Thomas
11	Boston	65	Ruddell
	66	Shaw/Matthews	28 Erwin/Dick
62	Mailliett/Wilwert	176	Davenall
	95	Pittaway/Dutton	7 Clifford
24	Frankel/Frankel	69	Watson
	2	Crossley/O'Connor	1 Drabble
14	Bechtolscheimer	73	Clarkson/Smithies
	22	Squire/Squire	8 Lay
19	Whale/Abbott	166	Strommen/Lund
	148	James/Letts	16 Tomlin
70	Shepherd	169	Avill/Hyett
	33	Lawley/Smith	3 Hallford/Treherne
49	McInerney	52	Dutton
	12	Thornton	34 Gordon/Meaden
77	Jordan/Jordan	37	Gardiner
	63	Tromans	13 Brooks/Caine
46	Whitaker/O'Brien	64	McInerney

POLE

Maximum number of starters amended as per track licence, no reserves.

Weather/Track: Rain/Wet.

These results are provisional until the conclusion of any judicial and technical matters.

Donington Park

Circuit Length = 1.9790 miles.

Start: 09:45 End: 10:10

Clerk of the Course:

Timekeeper:

# HRDC History of the BTCC 1958-1966

## RACE 11 - CLASSIFICATION - Donington Park - 2/3/4 May 2015

POS	NO	CL	DRIVER	CAR	TIME	LAPS	GAP	MPH	BEST
1	46	PI	Whitaker/O'Brien	Ford Mustang	45:06.764	31		81.55	1:24.321
2	37	PI	Gardiner/Faulkner	Ford Falcon	45:27.061	31	20.297	80.94	1:24.191
3	52	WH	Dutton	Ford Lotus Cortina	45:28.062	31	21.298	80.91	1:24.051
4	63	WH	Meaden/Tromans	Ford Lotus Cortina	46:02.848	31	56.084	79.89	1:24.888
5	16	WH	Tomlin	Ford Lotus Cortina	46:21.955	31	1:15.191	79.34	1:27.020
6	169	WH	Avill/Hyett	Ford Lotus Cortina	45:25.652	30	1 LAP	78.37	1:27.167
7	22	PI	Squire/Squire	Ford Mustang	46:00.888	30	1 LAP	77.37	1:26.850
8	33	WH	Smith/Lawley	Alfa Romeo Giulia Sprint GTA	46:01.144	30	1 LAP	77.36	1:28.551
9	73	PI	Clarkson/Smithies	Ford Falcon	46:02.413	30	1 LAP	77.33	1:28.032
10	8	WH	Lay/Fores	Ford Lotus Cortina	46:07.144	30	1 LAP	77.19	1:27.891
11	166	WH	Strommen/Lund	Ford Lotus Cortina	46:18.904	30	1 LAP	76.87	1:27.918
12	77	AL	Jordan/Jordan	Austin A40	46:19.401	30	1 LAP	76.85	1:27.972
13	3	PI	Hallford/Garratt	Ford Mustang	45:23.132	29	2 LAPS	75.83	1:27.835
14	19	PI	Abbott/Whale	Studebaker Lark Daytona	45:36.296	29	2 LAPS	75.46	1:26.765
15	24	PI	Frankel/Frankel	Ford Falcon	46:07.902	29	2 LAPS	74.60	1:30.700
16	65	PI	Ruddell	Ford Mustang	45:13.740	28	3 LAPS	73.46	1:31.047
17	148	WH	Letts/James	BMW 1800Ti	45:13.752	28	3 LAPS	73.46	1:29.027
18	7	PI	Clifford	Ford Mustang	45:40.887	28	3 LAPS	72.74	1:30.335
19	11	SE	Boston	OUMF Riley 1.5	45:43.459	28	3 LAPS	72.67	1:33.099
20	69	SE	Watson	Alfa Romeo Guilietta Ti	45:55.150	28	3 LAPS	72.36	1:35.157
21	66	MA	Shaw/Matthews	Alfa Romeo Giulia Sprint	45:19.270	27	4 LAPS	70.69	1:33.395
22	95	PI	Dutton/Pittaway	Plymouth Barracuda	45:43.460	27	4 LAPS	70.07	1:33.701
23	1	SO	Drabble	Jaguar Mk2	46:16.340	27	4 LAPS	69.24	1:37.459
24	23	SO	Love/Love	Jaguar Mk8	46:39.027	27	4 LAPS	68.68	1:37.556
25	2	AL	O'Connor/Crossley	Morris Mini	45:08.102	26	5 LAPS	68.35	1:31.107
26	12	PI	Thornton	Ford Mustang	45:19.524	26	5 LAPS	68.07	1:26.384
27	34	SE	Gordon/Meaden	Alfa Romeo Guilietta Ti	39:49.284	25	6 LAPS	74.49	1:29.366
28	155	SE	Robson/Persaud	Standard Pennant	46:37.782	25	6 LAPS	63.62	1:44.426
29	88	AL	Barber/Thomas	Fiat Abarth 850TC	45:31.526	24	7 LAPS	62.55	1:45.451
30	13	AL	Brooks/Caine	Morris Mini Cooper S	32:58.718	21	10 LAPS	75.55	1:28.727
31	28	MA	Dick/Erwin	Alfa Romeo Giulia Ti Super	24:12.761	8	23 LAPS	39.15	1:45.727
32	64	WH	McInerney	Ford Lotus Cortina	7:47.570	5	26 LAPS	75.94	1:27.755
33	70	PI	Shepherd	Ford Galaxie 500	6:54.521	4	27 LAPS	68.47	1:29.142
34	14	MA	Bechtolscheimer	Alfa Romeo GS	5:15.642	3	28 LAPS	67.36	1:36.632
35	176	SO	Davenall	Austin A105		0	31 LAPS	N/A	

### FASTEST LAP

52	WH	Dutton	Ford Lotus Cortina	1:24.051	13	84.76mph	136.41kph
37	PI	Gardiner/Faulkner	Ford Falcon	1:24.191	31	84.62mph	136.18kph
77	AL	Jordan/Jordan	Austin A40	1:27.972	22	80.98mph	130.33kph
34	SE	Gordon/Meaden	Alfa Romeo Guilietta Ti	1:29.366	24	79.72mph	128.29kph
66	MA	Shaw/Matthews	Alfa Romeo Giulia Sprint	1:33.395	11	76.28mph	122.76kph
1	SO	Drabble	Jaguar Mk2	1:37.459	7	73.10mph	117.64kph

**CAR 49 - NON STARTER. CAR 62 - WITHDRAWN.**

**Weather/Track: Bright/Dry. Car 16 requires a working transponder - Reg Q.12.2.1 refers.**

**These results are provisional until the conclusion of any judicial and technical matters.**

Donington Park  
Circuit Length = 1.9790 miles.  
Start: 17:20 End: 18:05

Clerk of the Course:	Timekeeper:
----------------------	-------------

# HRDC History of the BTCC 1958-1966

## RACE 11 - LAP ANALYSIS - Donington Park - 2/3/4 May 2015

<b>1</b>	<b>Drabble</b>	<b>Jaguar Mk2</b>				
1 - 1:51.856	6 - 1:39.209	11 - 1:38.287	16 - 1:40.081	21 - 1:38.354	26 - 1:40.206	
2 - 1:40.856	7 - <b>1:37.459</b>	12 - 1:43.297P	17 - 1:39.866	22 - 1:38.417	27 - 1:37.973	
3 - 1:40.697	8 - 1:40.041	13 - 2:47.516	18 - 1:40.932	23 - 1:41.522		
4 - 1:40.470	9 - 1:39.791	14 - 1:39.994	19 - 1:39.450	24 - 1:41.604		
5 - 1:41.141	10 - 1:41.492	15 - 1:38.348	20 - 1:38.646	25 - 1:38.835		
<b>2</b>	<b>O'Connor/Crossley</b>	<b>Morris Mini</b>				
1 - 2:06.512	6 - 1:56.080	11 - 1:32.440	16 - 1:31.653	21 - 1:33.238	26 - 1:31.638	
2 - 1:56.656	7 - 2:02.616P	12 - 1:31.586	17 - 1:32.949	22 - 1:47.265P		
3 - 1:56.995	8 - 2:45.799	13 - 1:31.291	18 - 1:34.201	23 - 2:00.056		
4 - 1:57.700	9 - 1:35.508	14 - 1:32.793	19 - 1:31.532	24 - <b>1:31.107</b>		
5 - 1:56.710	10 - 1:33.559	15 - 1:33.393	20 - 1:32.020	25 - 1:32.805		
<b>3</b>	<b>Hallford/Garratt</b>	<b>Ford Mustang</b>				
1 - 1:40.102	6 - 1:28.120	11 - 1:30.978	16 - 1:29.131	21 - 1:31.086	26 - 1:29.214	
2 - 1:29.459	7 - <b>1:27.835</b>	12 - 1:35.069P	17 - 1:32.840	22 - 1:28.734	27 - 1:28.711	
3 - 1:28.076	8 - 1:27.951	13 - 3:06.428	18 - 1:31.836	23 - 1:29.157	28 - 1:31.150	
4 - 1:29.870	9 - 1:32.714	14 - 1:30.418	19 - 1:29.809	24 - 1:32.678	29 - 1:29.783	
5 - 1:29.684	10 - 1:31.910	15 - 1:29.491	20 - 1:29.826	25 - 1:31.072		
<b>7</b>	<b>Clifford</b>	<b>Ford Mustang</b>				
1 - 1:51.841	6 - 1:34.368	11 - 1:32.327	16 - 1:35.894	21 - 1:31.568	26 - 1:32.480	
2 - 1:34.881	7 - 1:33.383	12 - 1:31.591	17 - 1:41.457P	22 - 1:31.704	27 - <b>1:30.335</b>	
3 - 1:37.259	8 - 1:34.528	13 - 1:32.142	18 - 3:13.064	23 - 1:33.079	28 - 1:32.586	
4 - 1:34.521	9 - 1:34.543	14 - 1:33.000	19 - 1:32.091	24 - 1:33.220		
5 - 1:34.820	10 - 1:34.311	15 - 1:35.284	20 - 1:32.890	25 - 1:31.720		
<b>8</b>	<b>Lay/Fores</b>	<b>Ford Lotus Cortina</b>				
1 - 1:45.473	6 - 1:30.732	11 - 1:31.170	16 - 1:30.681	21 - 1:28.351	26 - 1:29.415	
2 - 1:30.849	7 - 1:30.152	12 - 1:29.287	17 - 1:29.525	22 - <b>1:27.891</b>	27 - 1:29.303	
3 - 1:30.372	8 - 1:31.136	13 - 1:34.386P	18 - 1:28.076	23 - 1:31.982	28 - 1:27.895	
4 - 1:29.855	9 - 1:30.465	14 - 2:26.180	19 - 1:27.979	24 - 1:28.102	29 - 1:28.020	
5 - 1:32.521	10 - 1:29.514	15 - 1:30.805	20 - 1:28.759	25 - 1:29.082	30 - 1:29.186	
<b>11</b>	<b>Boston</b>	<b>OUMF Riley 1.5</b>				
1 - 1:52.695	6 - 1:35.817	11 - 1:34.311	16 - 1:34.957	21 - 1:34.072	26 - 1:33.678	
2 - 1:37.576	7 - 1:36.953	12 - 1:34.626	17 - 1:34.835	22 - 1:37.255P	27 - 1:34.611	
3 - 1:35.665	8 - 1:36.471	13 - 1:34.088	18 - 1:34.151	23 - 1:46.659	28 - 1:35.843	
4 - 1:36.469	9 - 1:33.802	14 - 1:35.448P	19 - 1:35.263	24 - 1:35.313		
5 - 1:36.165	10 - 1:34.868	15 - 2:25.147	20 - 1:33.622	25 - <b>1:33.099</b>		

CAR 49 - NON STARTER. CAR 62 - WITHDRAWN.

Weather/Track: Bright/Dry. Car 16 requires a working transponder - Reg Q.12.2.1 refers.



# HRDC History of the BTCC 1958-1966

## RACE 11 - LAP ANALYSIS - Donington Park - 2/3/4 May 2015

(contd.)

<b>12</b>	<b>Thornton</b>	Ford Mustang					
1 - 1:36.553	6 - 1:29.507	11 - 1:29.005	16 - 1:28.469	21 - 1:29.091	26 - 1:27.479		
2 - 2:04.788P	7 - 1:28.173	12 - 1:27.300	17 - 1:28.335	22 - 1:30.260			
3 - 6:08.785	8 - 1:28.279	13 - 1:27.333	18 - 1:27.160	23 - 1:26.949			
4 - 1:31.719	9 - 1:36.304P	14 - 1:26.958	19 - 1:28.158	24 - <b>1:26.384</b>			
5 - 1:31.444	10 - 2:57.022	15 - 1:27.778	20 - 1:28.603	25 - 1:27.688			
<b>13</b>	<b>Brooks/Caine</b>	Morris Mini Cooper S					
1 - 1:39.938	6 - 1:30.979	11 - 1:31.450	16 - 1:29.161	21 - 1:37.250P			
2 - 1:32.742	7 - 1:30.384	12 - 1:33.694P	17 - 1:29.620				
3 - 1:30.696	8 - 1:30.654	13 - 2:28.346	18 - <b>1:28.727</b>				
4 - 1:31.825	9 - 1:31.018	14 - 1:30.850	19 - 1:28.979				
5 - 1:32.061	10 - 1:30.773	15 - 1:30.611	20 - 1:28.960				
<b>14</b>	<b>Bechtolscheimer</b>	Alfa Romeo GS					
1 - 1:49.273							
2 - <b>1:36.632</b>							
3 - 1:49.737P							
<b>16</b>	<b>Tomlin</b>	Ford Lotus Cortina					
1 - 1:37.768	6 - 1:27.188	11 - 1:27.647	16 - 2:04.961	21 - 1:27.092	26 - 1:27.624	31 - 1:27.076	
2 - 1:28.929	7 - 1:28.517	12 - 1:27.326	17 - 1:27.620	22 - <b>1:27.020</b>	27 - 1:28.362		
3 - 1:29.068	8 - 1:28.307	13 - 1:27.341	18 - 1:29.825	23 - 1:28.188	28 - 1:29.382		
4 - 1:27.310	9 - 1:29.534	14 - 1:28.709	19 - 1:27.709	24 - 1:28.446	29 - 1:27.218		
5 - 1:28.656	10 - 1:29.048	15 - 1:31.355P	20 - 1:29.611	25 - 1:28.050	30 - 1:27.068		
<b>19</b>	<b>Abbott/Whale</b>	Studebaker Lark Daytona					
1 - 2:03.723P	6 - 1:31.417	11 - 1:29.206	16 - 1:28.931	21 - 1:27.483	26 - 1:28.309		
2 - 2:33.077	7 - 1:32.541	12 - 1:28.931	17 - 1:28.138	22 - 1:27.387	27 - 1:27.299		
3 - 1:32.412	8 - 1:29.595	13 - 1:29.472	18 - 1:27.105	23 - 1:28.245	28 - <b>1:26.765</b>		
4 - 1:32.467	9 - 1:30.649	14 - 1:33.565P	19 - 1:28.744	24 - 1:30.393	29 - 1:27.518		
5 - 1:32.661	10 - 1:30.657	15 - 2:14.081	20 - 1:27.477	25 - 1:28.048			
<b>22</b>	<b>Squire/Squire</b>	Ford Mustang					
1 - 1:39.862	6 - 1:28.625	11 - 1:26.990	16 - 1:27.746	21 - 1:33.256	26 - 1:31.319		
2 - 1:28.759	7 - 1:27.659	12 - 1:27.554	17 - <b>1:26.850</b>	22 - 1:31.880	27 - 1:30.907		
3 - 1:28.622	8 - 1:27.760	13 - 1:26.909	18 - 1:31.938P	23 - 1:32.169	28 - 1:31.458		
4 - 1:30.838	9 - 1:30.030	14 - 1:27.573	19 - 2:26.091	24 - 1:32.800	29 - 1:31.092		
5 - 1:29.389	10 - 1:27.690	15 - 1:28.312	20 - 1:33.042	25 - 1:32.100	30 - 1:31.668		

CAR 49 - NON STARTER. CAR 62 - WITHDRAWN.

Weather/Track: Bright/Dry. Car 16 requires a working transponder - Reg Q.12.2.1 refers.

# HRDC History of the BTCC 1958-1966

## RACE 11 - LAP ANALYSIS - Donington Park - 2/3/4 May 2015

(contd.)

<b>23</b>	Love/Love	Jaguar Mk8											
1 -	1:55.060	6 -	1:40.214	11 -	1:40.763	16 -	1:37.616	21 -	1:37.825	26 -	1:38.015		
2 -	1:42.167	7 -	1:40.084	12 -	1:44.682P	17 -	1:38.567	22 -	1:42.023	27 -	1:38.078		
3 -	1:40.559	8 -	1:40.957	13 -	3:13.879	18 -	<b>1:37.556</b>	23 -	1:37.819				
4 -	1:40.156	9 -	1:41.330	14 -	1:38.090	19 -	1:37.561	24 -	1:39.339				
5 -	1:39.712	10 -	1:39.188	15 -	1:37.960	20 -	1:40.142	25 -	1:39.685				
<b>24</b>	Frankel/Frankel	Ford Falcon											
1 -	1:49.052	6 -	1:32.042	11 -	1:30.951	16 -	2:41.220	21 -	1:33.418	26 -	1:31.482		
2 -	1:33.477	7 -	1:31.011	12 -	1:31.950	17 -	1:33.584	22 -	1:31.993	27 -	1:32.259		
3 -	1:32.379	8 -	1:31.373	13 -	1:31.108	18 -	1:31.998	23 -	1:36.882	28 -	1:34.078		
4 -	1:32.814	9 -	1:32.200	14 -	1:32.765	19 -	1:33.349	24 -	1:33.334	29 -	1:32.789		
5 -	1:31.297	10 -	1:31.315	15 -	1:35.055P	20 -	1:32.027	25 -	<b>1:30.700</b>				
<b>28</b>	Dick/Erwin	Alfa Romeo Giulia Ti Super											
1 -	2:06.155	6 -	6:01.460P										
2 -	1:51.921P	7 -	5:34.800										
3 -	2:53.194	8 -	2:05.372P										
4 -	<b>1:45.727</b>												
5 -	1:54.132P												
<b>33</b>	Smith/Lawley	Alfa Romeo Giulia Sprint GTA											
1 -	1:40.391	6 -	1:30.583	11 -	1:29.756	16 -	1:31.209	21 -	1:29.277	26 -	1:29.261		
2 -	1:32.679	7 -	1:31.356	12 -	1:29.189	17 -	1:29.950	22 -	1:30.646	27 -	1:28.693		
3 -	1:30.704	8 -	1:29.208	13 -	1:29.476	18 -	1:29.435	23 -	1:28.636	28 -	1:29.109		
4 -	1:30.592	9 -	1:28.971	14 -	1:31.347P	19 -	1:29.650	24 -	1:31.669	29 -	1:29.264		
5 -	1:30.114	10 -	1:30.195	15 -	2:21.376	20 -	1:30.175	25 -	1:29.682	30 -	<b>1:28.551</b>		
<b>34</b>	Gordon/Meaden	Alfa Romeo Guilietta Ti											
1 -	1:46.481	6 -	1:35.725	11 -	1:33.813	16 -	1:29.398	21 -	1:29.819				
2 -	1:35.763	7 -	1:37.249	12 -	1:34.516	17 -	1:29.829	22 -	1:30.523				
3 -	1:36.706	8 -	1:36.227	13 -	1:39.006P	18 -	1:29.655	23 -	1:29.621				
4 -	1:37.203	9 -	1:34.871	14 -	2:19.026	19 -	1:30.071	24 -	<b>1:29.366</b>				
5 -	1:35.803	10 -	1:33.918	15 -	1:30.106	20 -	1:31.126	25 -	1:33.463P				
<b>37</b>	Gardiner/Faulkner	Ford Falcon											
1 -	1:32.544	6 -	1:25.890	11 -	1:25.441	16 -	1:25.294	21 -	1:26.198	26 -	1:26.827	31 -	<b>1:24.191</b>
2 -	1:26.004	7 -	1:27.221	12 -	1:25.609	17 -	1:29.929P	22 -	1:25.783	27 -	1:25.375		
3 -	1:25.723	8 -	1:27.250	13 -	1:25.662	18 -	2:16.236	23 -	1:26.307	28 -	1:25.953		
4 -	1:25.632	9 -	1:27.062	14 -	1:25.678	19 -	1:26.288	24 -	1:25.258	29 -	1:24.672		
5 -	1:25.714	10 -	1:27.103	15 -	1:27.333	20 -	1:26.540	25 -	1:25.905	30 -	1:26.439		

CAR 49 - NON STARTER. CAR 62 - WITHDRAWN.

Weather/Track: Bright/Dry. Car 16 requires a working transponder - Reg Q.12.2.1 refers.

# HRDC History of the BTCC 1958-1966

## RACE 11 - LAP ANALYSIS - Donington Park - 2/3/4 May 2015

(contd.)

<b>46</b>	<b>Whitaker/O'Brien</b>	<b>Ford Mustang</b>					
1 - 1:30.678	6 - 1:25.605	11 - 1:25.170	16 - 1:26.831	21 - 1:25.428	26 - 1:25.915	31 - 1:27.250	
2 - 1:24.792	7 - 1:25.606	12 - 1:29.000P	17 - 1:25.509	22 - 1:26.945	27 - 1:26.005		
3 - 1:24.919	8 - 1:26.394	13 - 2:03.921	18 - 1:25.265	23 - 1:26.679	28 - 1:24.633		
4 - 1:25.765	9 - 1:26.322	14 - 1:25.607	19 - 1:25.515	24 - 1:27.091	29 - <b>1:24.321</b>		
5 - 1:25.519	10 - 1:24.977	15 - 1:25.632	20 - 1:25.565	25 - 1:26.937	30 - 1:26.968		
<b>52</b>	<b>Dutton</b>	<b>Ford Lotus Cortina</b>					
1 - 1:37.016	6 - 1:26.087	11 - 1:25.458	16 - 1:25.620	21 - 1:25.609	26 - 1:27.599	31 - 1:24.413	
2 - 1:26.799	7 - 1:25.708	12 - 1:24.983	17 - 1:25.622	22 - 1:27.704	27 - 1:26.381		
3 - 1:26.245	8 - 1:26.219	13 - <b>1:24.051</b>	18 - 1:28.712P	23 - 1:26.182	28 - 1:27.089		
4 - 1:26.088	9 - 1:26.960	14 - 1:25.956	19 - 2:10.786	24 - 1:25.179	29 - 1:25.042		
5 - 1:26.607	10 - 1:25.868	15 - 1:26.494	20 - 1:27.114	25 - 1:26.029	30 - 1:28.442		
<b>63</b>	<b>Meaden/Tromans</b>	<b>Ford Lotus Cortina</b>					
1 - 1:31.124	6 - 1:25.329	11 - <b>1:24.888</b>	16 - 1:28.860	21 - 1:27.650	26 - 1:29.448	31 - 1:27.406	
2 - 1:24.890	7 - 1:26.003	12 - 1:25.082	17 - 1:27.680	22 - 1:27.298	27 - 1:28.922		
3 - 1:25.179	8 - 1:26.846	13 - 1:27.736	18 - 1:28.942	23 - 1:30.107	28 - 1:28.992		
4 - 1:25.909	9 - 1:25.510	14 - 1:29.918P	19 - 1:27.376	24 - 1:28.329	29 - 1:28.298		
5 - 1:25.197	10 - 1:25.309	15 - 2:17.719	20 - 1:28.275	25 - 1:28.673	30 - 1:29.953		
<b>64</b>	<b>McInerney</b>	<b>Ford Lotus Cortina</b>					
1 - 1:33.881							
2 - 1:28.058							
3 - <b>1:27.755</b>							
4 - 1:29.146							
5 - 1:48.730P							
<b>65</b>	<b>Ruddell</b>	<b>Ford Mustang</b>					
1 - 1:51.372	6 - 1:34.739	11 - 1:33.467	16 - <b>1:31.047</b>	21 - 1:37.013	26 - 1:32.957		
2 - 1:33.441	7 - 1:32.978	12 - 1:33.441	17 - 1:31.543	22 - 1:35.629	27 - 1:33.967		
3 - 1:34.377	8 - 1:32.759	13 - 1:34.071	18 - 1:32.657	23 - 1:34.963	28 - 1:39.466		
4 - 1:33.522	9 - 1:32.848	14 - 1:38.754P	19 - 1:33.400	24 - 1:32.430			
5 - 1:32.780	10 - 1:34.782	15 - 2:37.168	20 - 1:34.796	25 - 1:33.373			
<b>66</b>	<b>Shaw/Matthews</b>	<b>Alfa Romeo Giulia Sprint</b>					
1 - 1:53.407	6 - 1:34.567	11 - <b>1:33.395</b>	16 - 1:39.102	21 - 1:37.320	26 - 1:37.511		
2 - 1:35.818	7 - 1:35.043	12 - 1:39.382P	17 - 1:37.329	22 - 1:38.225	27 - 1:35.193		
3 - 1:35.523	8 - 1:34.698	13 - 2:57.239	18 - 1:38.750	23 - 1:38.223			
4 - 1:34.685	9 - 1:34.776	14 - 1:44.982	19 - 1:39.560	24 - 1:38.552			
5 - 1:35.272	10 - 1:34.120	15 - 1:40.692	20 - 1:37.681	25 - 1:38.225			

CAR 49 - NON STARTER. CAR 62 - WITHDRAWN.

Weather/Track: Bright/Dry. Car 16 requires a working transponder - Reg Q.12.2.1 refers.

Donington Park  
Circuit Length = 1.9790 miles.  
Start: 17:20 End: 18:05

# HRDC History of the BTCC 1958-1966

## RACE 11 - LAP ANALYSIS - Donington Park - 2/3/4 May 2015

(contd.)

<b>69</b>	<b>Watson</b>	Alfa Romeo Guilietta Ti				
1 - 1:46.913	6 - 1:37.036	11 - 1:37.592	16 - 1:35.900	21 - 1:36.069	26 - 1:35.613	
2 - 1:36.576	7 - 1:36.379	12 - 1:40.286P	17 - 1:36.413	22 - 1:35.681	27 - 1:35.283	
3 - 1:37.201	8 - 1:36.996	13 - 2:22.903	18 - 1:35.712	23 - 1:36.286	28 - 1:35.816	
4 - 1:36.449	9 - 1:36.051	14 - 1:35.542	19 - 1:35.644	24 - 1:36.894		
5 - 1:37.093	10 - 1:35.494	15 - 1:36.399	20 - 1:35.772	25 - <b>1:35.157</b>		
<b>70</b>	<b>Shepherd</b>	Ford Galaxie 500				
1 - 1:48.966						
2 - 1:31.496						
3 - <b>1:29.142</b>						
4 - 2:04.917P						
<b>73</b>	<b>Clarkson/Smithies</b>	Ford Falcon				
1 - 1:41.752	6 - 1:28.919	11 - 1:30.114	16 - 2:32.393	21 - <b>1:28.032</b>	26 - 1:28.938	
2 - 1:29.951	7 - 1:29.199	12 - 1:29.333	17 - 1:28.718	22 - 1:30.652	27 - 1:29.037	
3 - 1:29.225	8 - 1:29.276	13 - 1:30.515	18 - 1:29.020	23 - 1:28.728	28 - 1:28.263	
4 - 1:28.675	9 - 1:31.173	14 - 1:30.683	19 - 1:28.849	24 - 1:28.761	29 - 1:29.317	
5 - 1:30.478	10 - 1:30.641	15 - 1:35.168P	20 - 1:29.088	25 - 1:29.454	30 - 1:28.061	
<b>77</b>	<b>Jordan/Jordan</b>	Austin A40				
1 - 1:39.146	6 - 1:31.944	11 - 1:30.804	16 - 1:30.374	21 - 1:28.406	26 - 1:30.327	
2 - 1:31.582	7 - 1:32.595	12 - 1:32.993P	17 - 1:29.704	22 - <b>1:27.972</b>	27 - 1:32.518	
3 - 1:30.754	8 - 1:31.959	13 - 2:21.074	18 - 1:29.576	23 - 1:33.254	28 - 1:29.284	
4 - 1:29.582	9 - 1:30.094	14 - 1:30.701	19 - 1:30.787	24 - 1:31.576	29 - 1:29.458	
5 - 1:31.510	10 - 1:31.241	15 - 1:31.746	20 - 1:30.296	25 - 1:28.784	30 - 1:29.360	
<b>88</b>	<b>Barber/Thomas</b>	Fiat Abarth 850TC				
1 - 2:07.531	6 - 1:54.390	11 - 1:54.326P	16 - 1:49.144	21 - 1:45.784		
2 - 1:54.955	7 - 1:49.562	12 - 2:58.978	17 - 1:50.425	22 - 1:45.656		
3 - 1:52.449	8 - 1:55.410	13 - 1:50.038	18 - 1:48.018	23 - <b>1:45.451</b>		
4 - 1:56.879	9 - 1:49.428	14 - 1:50.323	19 - 1:47.816	24 - 1:45.938		
5 - 1:51.059	10 - 1:49.998	15 - 1:48.897	20 - 1:49.071			
<b>95</b>	<b>Dutton/Pittaway</b>	Plymouth Barracuda				
1 - 1:50.170	6 - 1:37.415	11 - 1:36.864	16 - 1:34.321	21 - 1:36.278	26 - 1:35.502	
2 - 1:37.789	7 - 1:37.148	12 - 1:44.902P	17 - 1:36.420	22 - 1:34.980	27 - 1:36.611	
3 - 1:37.213	8 - 1:36.645	13 - 3:43.487	18 - <b>1:33.701</b>	23 - 1:34.454		
4 - 1:36.814	9 - 1:35.552	14 - 1:34.524	19 - 1:36.726	24 - 1:35.789		
5 - 1:38.343	10 - 1:37.131	15 - 1:35.423	20 - 1:35.361	25 - 1:33.897		

CAR 49 - NON STARTER. CAR 62 - WITHDRAWN.

Weather/Track: Bright/Dry. Car 16 requires a working transponder - Reg Q.12.2.1 refers.

Donington Park  
Circuit Length = 1.9790 miles.  
Start: 17:20 End: 18:05

# HRDC History of the BTCC 1958-1966

## RACE 11 - LAP ANALYSIS - Donington Park - 2/3/4 May 2015

(contd.)

<b>148</b>	<b>Letts/James</b>						BMW 1800Ti				
1 -	1:44.310	6 -	1:30.576	11 -	1:30.110	16 -	1:35.236	21 -	1:37.947	26 -	1:37.674
2 -	1:30.047	7 -	1:29.666	12 -	<b>1:29.027</b>	17 -	1:35.370	22 -	1:37.601	27 -	1:36.405
3 -	1:30.256	8 -	1:29.666	13 -	1:34.044P	18 -	1:36.923	23 -	1:38.213	28 -	1:37.288
4 -	1:31.434	9 -	1:29.508	14 -	2:37.159	19 -	1:37.058	24 -	1:39.809		
5 -	1:34.460	10 -	1:30.314	15 -	1:36.239	20 -	1:37.872	25 -	1:39.540		
<b>155</b>	<b>Robson/Persaud</b>						Standard Pennant				
1 -	2:04.288	6 -	1:50.478	11 -	1:50.892	16 -	1:47.630	21 -	1:46.115		
2 -	1:50.262	7 -	1:51.880	12 -	1:52.314	17 -	1:45.346	22 -	1:47.081		
3 -	1:50.964	8 -	1:51.774	13 -	1:55.264P	18 -	1:47.892	23 -	1:45.601		
4 -	1:52.308	9 -	1:52.963	14 -	2:43.954	19 -	1:45.498	24 -	<b>1:44.426</b>		
5 -	1:51.752	10 -	1:51.808	15 -	1:46.186	20 -	1:46.589	25 -	1:44.517		
<b>166</b>	<b>Strommen/Lund</b>						Ford Lotus Cortina				
1 -	1:43.517	6 -	1:29.163	11 -	<b>1:27.918</b>	16 -	2:24.240	21 -	1:29.956	26 -	1:31.362
2 -	1:30.158	7 -	1:29.893	12 -	1:29.562	17 -	1:31.158	22 -	1:36.007	27 -	1:29.590
3 -	1:30.351	8 -	1:29.586	13 -	1:29.215	18 -	1:30.128	23 -	1:32.936	28 -	1:31.179
4 -	1:31.317	9 -	1:28.535	14 -	1:28.858	19 -	1:29.999	24 -	1:30.578	29 -	1:30.749
5 -	1:31.018	10 -	1:29.483	15 -	1:33.779P	20 -	1:29.576	25 -	1:29.667	30 -	1:29.426
<b>169</b>	<b>Avill/Hyett</b>						Ford Lotus Cortina				
1 -	1:37.452	6 -	1:27.900	11 -	1:27.954	16 -	2:21.261	21 -	1:28.916	26 -	1:30.587
2 -	1:28.940	7 -	1:28.392	12 -	1:28.188	17 -	1:29.106	22 -	1:28.198	27 -	1:28.277
3 -	1:27.975	8 -	1:28.740	13 -	<b>1:27.167</b>	18 -	1:29.235	23 -	1:29.717	28 -	1:28.346
4 -	1:28.029	9 -	1:29.476	14 -	1:28.377	19 -	1:29.041	24 -	1:29.834	29 -	1:27.935
5 -	1:28.563	10 -	1:29.219	15 -	1:32.919P	20 -	1:28.355	25 -	1:28.483	30 -	1:29.070

CAR 49 - NON STARTER. CAR 62 - WITHDRAWN.

Weather/Track: Bright/Dry. Car 16 requires a working transponder - Reg Q.12.2.1 refers.

# HRDC History of the BTCC 1958-1966

## RACE 11 - LAP CHART - Donington Park - 2/3/4 May 2015

Lap 1			Lap 2			Lap 3			Lap 4			Lap 5		
No	Behind	Laptime	No	Behind	Laptime	No	Behind	Laptime	No	Behind	Laptime	No	Behind	Laptime
46		1:30.678	46		1:24.792	46		1:24.919	46		1:25.765	46		1:25.519
63	0.446	1:31.124	63	0.544	1:24.890	63	0.804	1:25.179	63	0.948	1:25.909	63	0.626	1:25.197
37	1.866	1:32.544	37	3.078	1:26.004	37	3.882	1:25.723	37	3.749	1:25.632	37	3.944	1:25.714
64	3.203	1:33.881	64	6.469	1:28.058	64	9.305	1:27.755	88	1 LAP	1:52.449	52	11.082	1:26.607
12	5.875	1:36.553	52	8.345	1:26.799	52	9.671	1:26.245	52	9.994	1:26.088	169	19.286	1:28.563
52	6.338	1:37.016	169	10.922	1:28.940	169	13.978	1:27.975	64	12.686	1:29.146	16	20.058	1:28.656
169	6.774	1:37.452	16	11.227	1:28.929	16	15.376	1:29.068	2	1 LAP	1:56.995	3	25.518	1:29.684
16	7.090	1:37.768	22	13.151	1:28.759	19	1 LAP	2:33.077	169	16.242	1:28.029	22	25.797	1:29.389
77	8.468	1:39.146	3	14.091	1:29.459	22	16.854	1:28.622	16	16.921	1:27.310	155	1 LAP	1:52.308
22	9.184	1:39.862	77	15.258	1:31.582	3	17.248	1:28.076	3	21.353	1:29.870	73	28.408	1:30.478
13	9.260	1:39.938	73	16.233	1:29.951	73	20.539	1:29.225	22	21.927	1:30.838	19	1 LAP	1:32.467
3	9.424	1:40.102	13	17.210	1:32.742	77	21.093	1:30.754	19	1 LAP	1:32.412	77	30.901	1:31.510
33	9.713	1:40.391	33	17.600	1:32.679	13	22.987	1:30.696	73	23.449	1:28.675	33	32.807	1:30.114
73	11.074	1:41.752	166	18.205	1:30.158	33	23.385	1:30.704	77	24.910	1:29.582	166	34.688	1:31.018
166	12.839	1:43.517	148	18.887	1:30.047	166	23.637	1:30.351	33	28.212	1:30.592	64	35.897	1:48.730P
148	13.632	1:44.310	8	20.852	1:30.849	148	24.224	1:30.256	13	29.047	1:31.825	13	35.589	1:32.061
8	14.795	1:45.473	70	24.992	1:31.496	8	26.305	1:30.372	166	29.189	1:31.317	8	37.397	1:32.521
34	15.803	1:46.481	34	26.774	1:35.763	70	29.215	1:29.142	148	29.893	1:31.434	148	38.834	1:34.460
69	16.235	1:46.913	24	27.059	1:33.477	24	34.519	1:32.379	8	30.395	1:29.855	88	1 LAP	1:56.879
70	18.288	1:48.966	69	28.019	1:36.576	34	38.561	1:36.706	24	41.568	1:32.814	2	1 LAP	1:57.700
24	18.374	1:49.052	65	29.343	1:33.441	65	38.801	1:34.377	65	46.558	1:33.522	24	47.346	1:31.297
14	18.595	1:49.273	14	30.435	1:36.632	69	40.301	1:37.201	34	49.999	1:37.203	65	53.819	1:32.780
95	19.492	1:50.170	7	31.252	1:34.881	7	43.592	1:37.259	69	50.985	1:36.449	34	1:00.283	1:35.803
65	20.694	1:51.372	95	32.489	1:37.789	66	44.359	1:35.523	7	52.348	1:34.521	7	1:01.649	1:34.820
7	21.163	1:51.841	66	33.755	1:35.818	95	44.783	1:37.213	66	53.279	1:34.685	69	1:02.559	1:37.093
1	21.178	1:51.856	11	34.801	1:37.576	11	45.547	1:35.665	95	55.832	1:36.814	66	1:03.032	1:35.272
11	22.017	1:52.695	1	37.242	1:40.856	1	53.020	1:40.697	11	56.251	1:36.469	11	1:06.897	1:36.165
66	22.729	1:53.407	23	41.757	1:42.167	14	55.253	1:49.737P	28	1 LAP	2:53.194	95	1:08.656	1:38.343
23	24.382	1:55.060	12	45.871	2:04.788P	23	57.397	1:40.559	1	1:07.725	1:40.470	1	1:23.347	1:41.141
19	33.045	2:03.723P	155	59.080	1:50.262	155	1:25.125	1:50.964	70	1:08.367	2:04.917P	28	1 LAP	1:45.727
155	33.610	2:04.288	28	1:02.606	1:51.921P				23	1:11.788	1:40.156			
28	35.477	2:06.155	88	1:07.016	1:54.955									
2	35.834	2:06.512	2	1:07.698	1:56.656									
88	36.853	2:07.531												

CAR 49 - NON STARTER. CAR 62 - WITHDRAWN.  
Weather/Track: Bright/Dry. Car 16 requires a working transponder - Reg Q.12.2.1 refers.

Donington Park  
Circuit Length = 1.9790 miles.  
Start: 17:20 End: 18:05

# HRDC History of the BTCC 1958-1966

## RACE 11 - LAP CHART - Donington Park - 2/3/4 May 2015

(contd.)

Lap 6			Lap 7			Lap 8			Lap 9			Lap 10		
No	Behind	Laptime	No	Behind	Laptime	No	Behind	Laptime	No	Behind	Laptime	No	Behind	Laptime
46		1:25.605	46		1:25.606	46		1:26.394	46		1:26.322	46		1:24.977
63	0.350	1:25.329	63	0.747	1:26.003	63	1.199	1:26.846	63	0.387	1:25.510	63	0.719	1:25.309
23	1 LAP	1:39.712	37	5.844	1:27.221	11	1 LAP	1:36.953	66	1 LAP	1:34.698	12	4 LAPS	1:29.507
37	4.229	1:25.890	1	1 LAP	1:39.209	95	1 LAP	1:37.148	34	1 LAP	1:36.227	7	1 LAP	1:34.543
52	11.564	1:26.087	52	11.666	1:25.708	37	6.700	1:27.250	37	7.440	1:27.062	37	9.566	1:27.103
169	21.581	1:27.900	23	1 LAP	1:40.214	88	2 LAPS	1:54.390	69	1 LAP	1:36.996	52	13.020	1:25.868
16	21.641	1:27.188	169	24.367	1:28.392	52	11.491	1:26.219	52	12.129	1:26.960	66	1 LAP	1:34.776
3	28.033	1:28.120	16	24.552	1:28.517	2	2 LAPS	1:56.080	11	1 LAP	1:36.471	34	1 LAP	1:34.871
22	28.817	1:28.625	28	2 LAPS	1:54.132P	1	1 LAP	1:37.459	95	1 LAP	1:36.645	69	1 LAP	1:36.051
73	31.722	1:28.919	3	30.262	1:27.835	16	26.465	1:28.307	155	2 LAPS	1:51.880	11	1 LAP	1:33.802
19	1 LAP	1:32.661	22	30.870	1:27.659	169	26.713	1:28.740	16	29.677	1:29.534	95	1 LAP	1:35.552
77	37.240	1:31.944	73	35.315	1:29.199	23	1 LAP	1:40.084	169	29.867	1:29.476	16	33.748	1:29.048
33	37.785	1:30.583	166	42.533	1:29.893	3	31.819	1:27.951	88	2 LAPS	1:49.562	169	34.109	1:29.219
166	38.246	1:29.163	19	1 LAP	1:31.417	22	32.236	1:27.760	22	35.944	1:30.030	22	38.657	1:27.690
13	40.963	1:30.979	33	43.535	1:31.356	73	38.197	1:29.276	1	1 LAP	1:40.041	155	2 LAPS	1:51.774
8	42.524	1:30.732	77	44.229	1:32.595	166	45.725	1:29.586	3	38.211	1:32.714	3	45.144	1:31.910
148	43.805	1:30.576	13	45.741	1:30.384	33	46.349	1:29.208	73	43.048	1:31.173	73	48.712	1:30.641
155	1 LAP	1:51.752	8	47.070	1:30.152	19	1 LAP	1:32.541	23	1 LAP	1:40.957	1	1 LAP	1:39.791
24	53.783	1:32.042	148	47.865	1:29.666	77	49.794	1:31.959	166	47.938	1:28.535	166	52.444	1:29.483
65	1:02.953	1:34.739	24	59.188	1:31.011	13	50.001	1:30.654	33	48.998	1:28.971	33	54.216	1:30.195
88	1 LAP	1:51.059	65	1:10.325	1:32.978	148	51.137	1:29.666	19	1 LAP	1:29.595	19	1 LAP	1:30.649
34	1:10.403	1:35.725	155	1 LAP	1:50.478	8	51.812	1:31.136	77	53.566	1:30.094	148	59.660	1:30.314
7	1:10.412	1:34.368	7	1:18.189	1:33.383	24	1:04.167	1:31.373	148	54.323	1:29.508	23	1 LAP	1:41.330
66	1:11.994	1:34.567	12	3 LAPS	1:31.719	65	1:16.690	1:32.759	13	54.697	1:31.018	77	59.830	1:31.241
12	3 LAPS	6:08.785	66	1:21.431	1:35.043	12	3 LAPS	1:31.444	8	55.955	1:30.465	8	1:00.492	1:29.514
69	1:13.990	1:37.036	34	1:22.046	1:37.249	7	1:26.323	1:34.528	2	2 LAPS	2:02.616P	13	1:00.493	1:30.773
11	1:17.109	1:35.817	69	1:24.763	1:36.379				24	1:10.045	1:32.200	88	2 LAPS	1:55.410
2	1 LAP	1:56.710							65	1:23.216	1:32.848	24	1:16.383	1:31.315
95	1:20.466	1:37.415												

CAR 49 - NON STARTER. CAR 62 - WITHDRAWN.  
Weather/Track: Bright/Dry. Car 16 requires a working transponder - Reg Q.12.2.1 refers.

Donington Park  
Circuit Length = 1.9790 miles.  
Start: 17:20 End: 18:05

# HRDC History of the BTCC 1958-1966

## RACE 11 - LAP CHART - Donington Park - 2/3/4 May 2015

(contd.)

Lap 11			Lap 12			Lap 13			Lap 14			Lap 15		
No	Behind	Laptime	No	Behind	Laptime	No	Behind	Laptime	No	Behind	Laptime	No	Behind	Laptime
46		1:25.170	63		1:25.082	63		1:27.736	63		1:29.918P	37		1:27.333
63	0.437	1:24.888	88	3 LAPS	1:49.428	24	1 LAP	1:31.950	24	1 LAP	1:31.108	52	0.673	1:26.494
12	4 LAPS	1:28.173	46	3.481	1:29.000P	23	2 LAPS	1:40.763	37	3.613	1:25.678	24	1 LAP	1:32.765
65	1 LAP	1:34.782	12	4 LAPS	1:28.279	37	7.853	1:25.662	52	5.125	1:25.956	12	5 LAPS	2:57.022
37	9.837	1:25.441	37	9.927	1:25.609	52	9.087	1:24.051	1	2 LAPS	1:43.297P	69	2 LAPS	2:22.903
52	13.308	1:25.458	52	12.772	1:24.983	155	3 LAPS	1:51.808	23	2 LAPS	1:44.682P	28	8 LAPS	5:34.800
7	1 LAP	1:34.311	65	1 LAP	1:33.467	12	4 LAPS	1:36.304P	65	1 LAP	1:34.071	46	30.041	1:25.632
66	1 LAP	1:34.120	7	1 LAP	1:32.327	65	1 LAP	1:33.441	155	3 LAPS	1:50.892	65	1 LAP	1:38.754P
34	1 LAP	1:33.918	66	1 LAP	1:33.395	88	3 LAPS	1:49.998	7	1 LAP	1:32.142	7	1 LAP	1:33.000
69	1 LAP	1:35.494	34	1 LAP	1:33.813	7	1 LAP	1:31.591	46	35.355	1:25.607	77	1 LAP	1:30.701
11	1 LAP	1:34.868	16	38.032	1:27.326	16	37.637	1:27.341	77	1 LAP	2:21.074	16	36.837	1:31.355P
16	36.225	1:27.647	11	1 LAP	1:34.311	169	38.993	1:27.167	16	36.428	1:28.709	22	36.706	1:28.312
169	36.893	1:27.954	169	39.562	1:28.188	34	1 LAP	1:34.516	169	37.452	1:28.377	66	2 LAPS	2:57.239
95	1 LAP	1:37.131	22	42.512	1:27.554	46	39.666	2:03.921	22	39.340	1:27.573	169	39.425	1:32.919P
22	40.477	1:26.990	69	1 LAP	1:37.592	66	1 LAP	1:39.382P	13	1 LAP	2:28.346	8	1 LAP	2:26.180
28	5 LAPS	6:01.460P	95	1 LAP	1:36.864	22	41.685	1:26.909	88	3 LAPS	1:54.326P	13	1 LAP	1:30.850
3	50.952	1:30.978	73	57.470	1:29.333	11	1 LAP	1:34.626	34	1 LAP	1:39.006P	63	46.773	2:17.719
2	3 LAPS	2:45.799	166	59.235	1:29.562	69	1 LAP	1:40.286P	11	1 LAP	1:34.088	148	1 LAP	2:37.159
73	53.656	1:30.114	3	1:00.502	1:35.069P	73	1:00.249	1:30.515	166	59.654	1:28.858	155	3 LAPS	1:52.314
166	55.192	1:27.918	33	1:02.472	1:29.189	166	1:00.714	1:29.215	73	1:01.014	1:30.683	11	1 LAP	1:35.448P
33	58.802	1:29.756	2	3 LAPS	1:35.508	33	1:04.212	1:29.476	33	1:05.641	1:31.347P	166	1:02.487	1:33.779P
19	1 LAP	1:30.657	19	1 LAP	1:29.206	95	1 LAP	1:44.902P	19	1 LAP	1:29.472	73	1:05.236	1:35.168P
148	1:04.600	1:30.110	148	1:08.108	1:29.027	19	1 LAP	1:28.931	3	1 LAP	3:06.428	3	1 LAP	1:30.418
77	1:05.464	1:30.804	8	1:10.260	1:29.287	2	3 LAPS	1:33.559	2	3 LAPS	1:32.440	19	1 LAP	1:33.565P
8	1:06.492	1:31.170	77	1:12.938	1:32.993P	148	1:14.416	1:34.044P				2	3 LAPS	1:31.586
13	1:06.773	1:31.450	13	1:14.948	1:33.694P	8	1:16.910	1:34.386P				1	2 LAPS	2:47.516
1	1 LAP	1:41.492	1	1 LAP	1:38.287									
155	2 LAPS	1:52.963												
23	1 LAP	1:39.188												
24	1:22.164	1:30.951												

CAR 49 - NON STARTER. CAR 62 - WITHDRAWN.  
Weather/Track: Bright/Dry. Car 16 requires a working transponder - Reg Q.12.2.1 refers.

Donington Park  
Circuit Length = 1.9790 miles.  
Start: 17:20 End: 18:05



# HRDC History of the BTCC 1958-1966

## RACE 11 - LAP CHART - Donington Park - 2/3/4 May 2015

(contd.)

Lap 16			Lap 17			Lap 18			Lap 19			Lap 20		
No	Behind	Laptime	No	Behind	Laptime	No	Behind	Laptime	No	Behind	Laptime	No	Behind	Laptime
37		1:25.294	52		1:25.622	52		1:28.712P	46		1:25.515	46		1:25.565
52	0.999	1:25.620	37	3.308	1:29.929P	24	2 LAPS	2:41.220	65	2 LAPS	1:31.543	88	5 LAPS	1:48.897
34	2 LAPS	2:19.026	169	1 LAP	2:21.261	169	1 LAP	1:29.106	1	3 LAPS	1:40.081	65	2 LAPS	1:32.657
24	1 LAP	1:35.055P	1	3 LAPS	1:39.994	34	2 LAPS	1:29.398	19	2 LAPS	1:28.138	19	2 LAPS	1:27.105
12	5 LAPS	1:29.005	34	2 LAPS	1:30.106	12	5 LAPS	1:27.333	33	1 LAP	1:29.435	33	1 LAP	1:29.650
95	3 LAPS	3:43.487	12	5 LAPS	1:27.300	1	3 LAPS	1:38.348	166	1 LAP	1:30.128	166	1 LAP	1:29.999
69	2 LAPS	1:35.542	65	2 LAPS	2:37.168	65	2 LAPS	1:31.047	11	2 LAPS	1:34.835	52	19.801	1:27.114
33	1 LAP	2:21.376	11	2 LAPS	2:25.147	46	27.019	1:25.265	52	18.252	2:10.786	1	3 LAPS	1:39.866
46	31.578	1:26.831	46	30.466	1:25.509	19	2 LAPS	1:28.931	95	3 LAPS	1:34.321	11	2 LAPS	1:34.151
23	3 LAPS	3:13.879	95	3 LAPS	1:34.524	11	2 LAPS	1:34.957	73	1 LAP	1:29.020	73	1 LAP	1:28.849
22	39.158	1:27.746	19	2 LAPS	2:14.081	33	1 LAP	1:29.950	77	1 LAP	1:29.576	37	25.561	1:26.540
77	1 LAP	1:31.746	166	1 LAP	2:24.240	166	1 LAP	1:31.158	37	24.586	1:26.288	63	29.180	1:28.275
7	1 LAP	1:35.284	33	1 LAP	1:31.209	95	3 LAPS	1:35.423	63	26.470	1:27.376	77	1 LAP	1:30.787
8	1 LAP	1:30.805	69	2 LAPS	1:36.399	22	42.613	1:31.938P	8	1 LAP	1:28.076	8	1 LAP	1:27.979
88	4 LAPS	2:58.978	22	39.387	1:26.850	69	2 LAPS	1:35.900	69	2 LAPS	1:36.413	95	3 LAPS	1:36.420
63	50.339	1:28.860	23	3 LAPS	1:38.090	73	1 LAP	1:28.718	13	1 LAP	1:28.727	13	1 LAP	1:28.979
13	1 LAP	1:30.611	73	1 LAP	2:32.393	77	1 LAP	1:29.704	23	3 LAPS	1:37.616	69	2 LAPS	1:35.712
66	2 LAPS	1:44.982	77	1 LAP	1:30.374	37	50.832	2:16.236	16	53.791	1:27.709	23	3 LAPS	1:38.567
148	1 LAP	1:36.239	63	51.398	1:27.680	63	51.628	1:28.942	3	1 LAP	1:31.836	16	57.837	1:29.611
28	8 LAPS	2:05.372P	8	1 LAP	1:30.681	8	1 LAP	1:29.525	148	1 LAP	1:36.923	7	2 LAPS	3:13.064
3	1 LAP	1:29.491	7	1 LAP	1:35.894	23	3 LAPS	1:37.960	155	4 LAPS	1:46.186	3	1 LAP	1:29.809
16	1:16.504	2:04.961	13	1 LAP	1:29.161	13	1 LAP	1:29.620	66	2 LAPS	1:37.329	148	1 LAP	1:37.058
2	3 LAPS	1:31.291	148	1 LAP	1:35.236	7	1 LAP	1:41.457P	2	3 LAPS	1:31.653	2	3 LAPS	1:32.949
155	3 LAPS	1:55.264P	66	2 LAPS	1:40.692	155	4 LAPS	2:43.954	24	1 LAP	1:31.998	169	1:17.697	1:28.355
			88	4 LAPS	1:50.038	148	1 LAP	1:35.370	169	1:14.907	1:29.041	66	2 LAPS	1:38.750
			3	1 LAP	1:29.131	16	1:18.616	1:29.825	22	1:16.170	2:26.091	24	1 LAP	1:33.349
			16	1:17.503	1:27.620	3	1 LAP	1:32.840	12	4 LAPS	1:27.778	12	4 LAPS	1:28.469
			2	3 LAPS	1:32.793	66	2 LAPS	1:39.102	34	1 LAP	1:29.655	22	1:23.647	1:33.042
						2	3 LAPS	1:33.393						
						24	1 LAP	1:33.584						
						88	4 LAPS	1:50.323						
						169	1:38.400	1:29.235						
						12	4 LAPS	1:26.958						
						34	1 LAP	1:29.829						

CAR 49 - NON STARTER. CAR 62 - WITHDRAWN.

Weather/Track: Bright/Dry. Car 16 requires a working transponder - Reg Q.12.2.1 refers.

Donington Park  
Circuit Length = 1.9790 miles.  
Start: 17:20 End: 18:05

# HRDC History of the BTCC 1958-1966

## RACE 11 - LAP CHART - Donington Park - 2/3/4 May 2015

(contd.)

Lap 21			Lap 22			Lap 23			Lap 24			Lap 25		
No	Behind	Laptime	No	Behind	Laptime	No	Behind	Laptime	No	Behind	Laptime	No	Behind	Laptime
46		1:25.428	46		1:26.945	46		1:26.679	46		1:27.091	46		1:26.937
155	5 LAPS	1:47.630	24	2 LAPS	1:32.027	2	4 LAPS	1:31.532	23	4 LAPS	1:40.142	169	1 LAP	1:29.834
34	2 LAPS	1:30.071	22	1 LAP	1:33.256	24	2 LAPS	1:33.418	2	4 LAPS	1:32.020	88	6 LAPS	1:47.816
19	2 LAPS	1:28.744	34	2 LAPS	1:31.126	34	2 LAPS	1:29.819	24	2 LAPS	1:31.993	23	4 LAPS	1:37.825
65	2 LAPS	1:33.400	66	3 LAPS	1:39.560	148	2 LAPS	1:37.947	34	2 LAPS	1:30.523	2	4 LAPS	1:33.238
52	19.982	1:25.609	19	2 LAPS	1:27.477	22	1 LAP	1:31.880	22	1 LAP	1:32.169	34	2 LAPS	1:29.621
33	1 LAP	1:30.175	155	5 LAPS	1:45.346	19	2 LAPS	1:27.483	19	2 LAPS	1:27.387	19	2 LAPS	1:28.245
166	1 LAP	1:29.576	52	20.741	1:27.704	66	3 LAPS	1:37.681	52	18.332	1:25.179	52	17.424	1:26.029
37	26.331	1:26.198	65	2 LAPS	1:34.796	52	20.244	1:26.182	148	2 LAPS	1:37.601	22	1 LAP	1:32.800
73	1 LAP	1:29.088	33	1 LAP	1:29.277	37	24.797	1:26.307	37	22.964	1:25.258	24	2 LAPS	1:36.882
88	5 LAPS	1:49.144	37	25.169	1:25.783	33	1 LAP	1:30.646	66	3 LAPS	1:37.320	37	21.932	1:25.905
63	31.402	1:27.650	166	1 LAP	1:29.956	65	2 LAPS	1:37.013	33	1 LAP	1:28.636	148	2 LAPS	1:38.213
8	1 LAP	1:28.759	73	1 LAP	1:28.032	73	1 LAP	1:30.652	73	1 LAP	1:28.728	33	1 LAP	1:31.669
77	1 LAP	1:30.296	63	31.755	1:27.298	63	35.183	1:30.107	63	36.421	1:28.329	73	1 LAP	1:28.761
11	2 LAPS	1:35.263	8	1 LAP	1:28.351	166	1 LAP	1:36.007	8	1 LAP	1:31.982	63	38.157	1:28.673
1	3 LAPS	1:40.932	77	1 LAP	1:28.406	8	1 LAP	1:27.891	166	1 LAP	1:32.936	66	3 LAPS	1:38.225
13	1 LAP	1:28.960	11	2 LAPS	1:33.622	77	1 LAP	1:27.972	65	2 LAPS	1:35.629	8	1 LAP	1:28.102
95	3 LAPS	1:33.701	13	1 LAP	1:37.250P	155	5 LAPS	1:47.892	77	1 LAP	1:33.254	166	1 LAP	1:30.578
69	2 LAPS	1:35.644	95	3 LAPS	1:36.726	11	2 LAPS	1:34.072	155	5 LAPS	1:45.498	77	1 LAP	1:31.576
16	59.501	1:27.092	1	3 LAPS	1:39.450	95	3 LAPS	1:35.361	11	2 LAPS	1:37.255P	65	2 LAPS	1:34.963
23	3 LAPS	1:37.556	88	5 LAPS	1:50.425	16	1:01.085	1:28.188	16	1:02.440	1:28.446	16	1:03.553	1:28.050
7	2 LAPS	1:32.091	69	2 LAPS	1:35.772	1	3 LAPS	1:38.646	95	3 LAPS	1:36.278	95	3 LAPS	1:34.980
3	1 LAP	1:29.826	16	59.576	1:27.020	69	2 LAPS	1:36.069	1	3 LAPS	1:38.354	155	5 LAPS	1:46.589
169	1:21.185	1:28.916	3	1 LAP	1:31.086	3	1 LAP	1:28.734	69	2 LAPS	1:35.681	11	2 LAPS	1:46.659
12	4 LAPS	1:28.335	7	2 LAPS	1:32.890	88	5 LAPS	1:48.018	3	1 LAP	1:29.157	3	1 LAP	1:32.678
2	3 LAPS	1:34.201	23	3 LAPS	1:37.561	7	2 LAPS	1:31.568	7	2 LAPS	1:31.704	1	3 LAPS	1:38.417
148	1 LAP	1:37.872	169	1:22.438	1:28.198	12	4 LAPS	1:28.158	12	4 LAPS	1:28.603	69	2 LAPS	1:36.286
			12	4 LAPS	1:27.160	169	1:25.476	1:29.717						

CAR 49 - NON STARTER. CAR 62 - WITHDRAWN.

Weather/Track: Bright/Dry. Car 16 requires a working transponder - Reg Q.12.2.1 refers.

Donington Park  
Circuit Length = 1.9790 miles.  
Start: 17:20 End: 18:05

# HRDC History of the BTCC 1958-1966

## RACE 11 - LAP CHART - Donington Park - 2/3/4 May 2015

(contd.)

Lap 26			Lap 27			Lap 28			Lap 29			Lap 30		
No	Behind	Laptime	No	Behind	Laptime	No	Behind	Laptime	No	Behind	Laptime	No	Behind	Laptime
46		1:25.915	46		1:26.005	46		1:24.633	46		1:24.321	46		1:26.968
7	3 LAPS	1:33.079	3	2 LAPS	1:31.072	3	2 LAPS	1:29.214	3	2 LAPS	1:28.711	66	4 LAPS	1:37.511
12	5 LAPS	1:29.091	11	3 LAPS	1:35.313	95	4 LAPS	1:35.789	12	5 LAPS	1:26.384	88	7 LAPS	1:45.451
169	1 LAP	1:28.483	12	5 LAPS	1:30.260	12	5 LAPS	1:26.949	169	1 LAP	1:28.346	12	5 LAPS	1:27.688
34	2 LAPS	1:29.366	169	1 LAP	1:30.587	11	3 LAPS	1:33.099	95	4 LAPS	1:33.897	3	2 LAPS	1:31.150
52	19.108	1:27.599	69	3 LAPS	1:36.894	169	1 LAP	1:28.277	11	3 LAPS	1:33.678	169	1 LAP	1:27.935
19	2 LAPS	1:30.393	7	3 LAPS	1:33.220	7	3 LAPS	1:31.720	52	22.661	1:25.042	37	23.356	1:26.439
37	22.844	1:26.827	155	6 LAPS	1:46.115	69	3 LAPS	1:35.157	37	23.885	1:24.672	52	24.135	1:28.442
22	1 LAP	1:32.100	1	4 LAPS	1:41.522	52	21.940	1:27.089	7	3 LAPS	1:32.480	95	4 LAPS	1:35.502
23	4 LAPS	1:42.023	52	19.484	1:26.381	37	23.534	1:25.953	19	2 LAPS	1:27.299	11	3 LAPS	1:34.611
24	2 LAPS	1:33.334	37	22.214	1:25.375	19	2 LAPS	1:28.309	69	3 LAPS	1:35.613	7	3 LAPS	1:30.335
88	6 LAPS	1:49.071	19	2 LAPS	1:28.048	1	4 LAPS	1:41.604	22	1 LAP	1:31.458	19	2 LAPS	1:26.765
2	4 LAPS	1:47.265P	34	2 LAPS	1:33.463P	155	6 LAPS	1:47.081	1	4 LAPS	1:38.835	69	3 LAPS	1:35.283
33	1 LAP	1:29.682	22	1 LAP	1:31.319	22	1 LAP	1:30.907	24	2 LAPS	1:32.259	22	1 LAP	1:31.092
73	1 LAP	1:29.454	24	2 LAPS	1:30.700	24	2 LAPS	1:31.482	33	1 LAP	1:29.109	33	1 LAP	1:29.264
63	41.690	1:29.448	23	4 LAPS	1:37.819	33	1 LAP	1:28.693	73	1 LAP	1:28.263	73	1 LAP	1:29.317
148	2 LAPS	1:39.809	33	1 LAP	1:29.261	73	1 LAP	1:29.037	63	52.943	1:28.298	24	2 LAPS	1:34.078
8	1 LAP	1:29.082	73	1 LAP	1:28.938	63	48.966	1:28.992	155	6 LAPS	1:45.601	63	55.928	1:29.953
166	1 LAP	1:29.667	63	44.607	1:28.922	8	1 LAP	1:29.303	8	1 LAP	1:27.895	8	1 LAP	1:28.020
77	1 LAP	1:28.784	8	1 LAP	1:29.415	23	4 LAPS	1:39.339	166	1 LAP	1:31.179	1	4 LAPS	1:40.206
66	3 LAPS	1:38.223	88	6 LAPS	1:45.784	166	1 LAP	1:29.590	77	1 LAP	1:29.284	166	1 LAP	1:30.749
65	2 LAPS	1:32.430	166	1 LAP	1:31.362	77	1 LAP	1:32.518	23	4 LAPS	1:39.685	77	1 LAP	1:29.458
16	1:05.262	1:27.624	77	1 LAP	1:30.327	148	2 LAPS	1:37.674	16	1:15.265	1:27.218	155	6 LAPS	1:44.426
95	3 LAPS	1:34.454	148	2 LAPS	1:39.540	88	6 LAPS	1:45.656	65	2 LAPS	1:33.967	16	1:15.365	1:27.068
			65	2 LAPS	1:33.373	65	2 LAPS	1:32.957	2	4 LAPS	1:32.805	23	4 LAPS	1:38.015
			66	3 LAPS	1:38.552	16	1:12.368	1:29.382	148	2 LAPS	1:36.405			
			16	1:07.619	1:28.362	2	4 LAPS	1:31.107						
			2	4 LAPS	2:00.056	66	3 LAPS	1:38.225						

CAR 49 - NON STARTER. CAR 62 - WITHDRAWN.

Weather/Track: Bright/Dry. Car 16 requires a working transponder - Reg Q.12.2.1 refers.

Donington Park  
Circuit Length = 1.9790 miles.  
Start: 17:20 End: 18:05

# HRDC History of the BTCC 1958-1966

## RACE 11 - LAP CHART - Donington Park - 2/3/4 May 2015

(contd.)

Lap 31			Lap 32			Lap 33			Lap 34			Lap 35		
No	Behind	Laptime	No	Behind	Laptime	No	Behind	Laptime	No	Behind	Laptime	No	Behind	Laptime
46		1:27.250												
2	5 LAPS	1:31.638												
148	3 LAPS	1:37.288												
65	3 LAPS	1:39.466												
66	4 LAPS	1:35.193												
12	5 LAPS	1:27.479												
3	2 LAPS	1:29.783												
169	1 LAP	1:29.070												
37	20.297	1:24.191												
52	21.298	1:24.413												
88	7 LAPS	1:45.938												
19	2 LAPS	1:27.518												
7	3 LAPS	1:32.586												
95	4 LAPS	1:36.611												
11	3 LAPS	1:35.843												
69	3 LAPS	1:35.816												
22	1 LAP	1:31.668												
33	1 LAP	1:28.551												
73	1 LAP	1:28.061												
63	56.084	1:27.406												
8	1 LAP	1:29.186												
24	2 LAPS	1:32.789												
1	4 LAPS	1:37.973												
166	1 LAP	1:29.426												
77	1 LAP	1:29.360												
16	1:15.191	1:27.076												
155	6 LAPS	1:44.517												
23	4 LAPS	1:38.078												

**CAR 49 - NON STARTER. CAR 62 - WITHDRAWN.**

**Weather/Track: Bright/Dry. Car 16 requires a working transponder - Reg Q.12.2.1 refers.**

# HSCC Super Touring Car Trophy

## RACE 13 - QUALIFYING - Donington Park - 2/3/4 May 2015

POS	NO	CL	DRIVER	CAR	TIME	LAPS	GAP	MPH
1	7	ST1	Smith	Audi A4	1:24.826	14		83.98
2	12	ST1	Watts	Peugeot 406	1:25.847	13	1.021	82.99
3	98	ST1	Cleland	Vauxhall Vectra	1:26.122	13	1.296	82.72
4	93	ST1	Gladdis	Honda Accord	1:26.361	14	1.535	82.49
5	70	ST1	Whyte	Honda Accord	1:26.887	13	2.061	81.99
6	1	ST1	Dodd	Honda Accord	1:26.975	13	2.149	81.91
7	97	ST1	Smith	Alfa Romeo 156	1:27.664	13	2.838	81.26
8	79	ST1	Jones	Renault Laguna	1:27.969	13	3.143	80.98
9	4	ST1	Dodd	Nissan Primera	1:28.524	13	3.698	80.48
10	66	GA2	Whale	BMW M3	1:29.225	13	4.399	79.84
11	77	ST1	Jarman	Nissan Primera	1:29.800	13	4.974	79.33
12	36	ST2	Butcher	Audi A4	1:30.061	13	5.235	79.10
13	63	ST2	Wolfe	Opel Astra	1:31.112	12	6.286	78.19
14	14	ST1	Harrison	Peugeot 406	1:33.131	5	8.305	76.49
15	17	GA2	Smith	BMW M3	1:33.182	13	8.356	76.45
16	67	ST2	Absolom	Vauxhall Cavalier	1:34.024	12	9.198	75.77
17	15	GA1	Davies	Ford RS500	1:34.143	10	9.317	75.67
18	64	ST1	Whight	Honda Accord	1:36.373	10	11.547	73.92
19	11	ST4	Dymoke	Alfa Romeo 156	1:36.427	9	11.601	73.88
20	27	ST2	Wood	Mazda 323	1:36.818	10	11.992	73.58

**Cars 27, 64, 97 require working transponders - Regulation Q.12.2.1 refers.**

**A 30 second penalty will be applied if not working in the race.**

**These results are provisional until the conclusion of any judicial and technical matters.**

Donington Park

Circuit Length = 1.9790 miles.

Start: 10:20 End: 10:40

Clerk of the Course:		Timekeeper:
----------------------	--	-------------

# HSCC Super Touring Car Trophy

## RACE 13 - QUALIFYING LAP ANALYSIS - Donington Park - 2/3/4 May 2015

<b>1</b>	<b>Dodd</b>	Honda Accord			
1 -	7:16.538	6 -	1:29.979	11 -	1:27.128
2 -	1:37.799	7 -	1:29.430	12 -	1:27.788
3 -	1:32.377	8 -	1:31.006	13 -	<b>1:26.975</b>
4 -	1:28.694	9 -	1:27.916		
5 -	1:28.852	10 -	1:26.993		
<b>4</b>	<b>Dodd</b>	Nissan Primera			
1 -	7:33.210	6 -	1:29.821	11 -	1:30.373
2 -	1:35.582	7 -	1:30.523	12 -	1:29.868
3 -	1:32.612	8 -	<b>1:28.524</b>	13 -	1:28.744
4 -	1:32.187	9 -	1:29.270		
5 -	1:30.565	10 -	1:30.684		
<b>7</b>	<b>Smith</b>	Audi A4			
1 -	7:04.998	6 -	1:26.810	11 -	1:27.155
2 -	1:34.075	7 -	1:26.250	12 -	1:25.932
3 -	1:29.409	8 -	1:27.559	13 -	1:24.992
4 -	1:28.150	9 -	<b>1:24.826</b>	14 -	2:16.104P
5 -	1:28.105	10 -	1:26.264		
<b>11</b>	<b>Dymoke</b>	Alfa Romeo 156			
1 -	X:00.000	6 -	1:37.696		
2 -	1:40.596	7 -	1:36.968		
3 -	1:40.205	8 -	<b>1:36.427</b>		
4 -	1:38.315	9 -	1:37.891		
5 -	1:38.807				
<b>12</b>	<b>Watts</b>	Peugeot 406			
1 -	7:41.226	6 -	1:30.603	11 -	1:48.489
2 -	1:31.434	7 -	1:33.519	12 -	1:44.143
3 -	1:30.092	8 -	1:26.229	13 -	1:27.330
4 -	1:28.803	9 -	<b>1:25.847</b>		
5 -	1:27.916	10 -	1:31.484		
<b>14</b>	<b>Harrison</b>	Peugeot 406			
1 -	8:35.319				
2 -	1:37.342				
3 -	1:40.281				
4 -	<b>1:33.131</b>				
5 -	1:33.519				

Cars 27, 64, 97 require working transponders - Regulation Q.12.2.1 refers.  
A 30 second penalty will be applied if not working in the race.

# HSCC Super Touring Car Trophy

## RACE 13 - QUALIFYING LAP ANALYSIS - Donington Park - 2/3/4 May 2015

(contd.)

<b>15</b>	<b>Davies</b>	Ford RS500
1 - 8:16.806	6 - 1:47.685	
2 - 1:41.254	7 - 1:37.139	
3 - 1:37.850	8 - 1:35.400	
4 - 1:36.778	9 - 1:45.772P	
5 - <b>1:34.143</b>	10 - 4:55.463P	
<b>17</b>	<b>Smith</b>	BMW M3
1 - 7:12.308	6 - 1:34.357	11 - 1:36.716
2 - 1:38.559	7 - 1:34.690	12 - 1:34.305
3 - 1:35.833	8 - 1:34.638	13 - 1:37.133
4 - 1:37.186	9 - <b>1:33.182</b>	
5 - 1:34.391	10 - 1:35.431	
<b>27</b>	<b>Wood</b>	Mazda 323
1 - 7:42.802	6 - 1:37.017	
2 - 1:41.951	7 - 1:47.593P	
3 - 1:38.757	8 - 4:53.022	
4 - 1:38.875	9 - <b>1:36.818</b>	
5 - 1:37.753	10 - 1:37.325	
<b>36</b>	<b>Butcher</b>	Audi A4
1 - 7:43.350	6 - 1:33.390	11 - 1:34.123
2 - 1:34.670	7 - 1:33.885	12 - 1:31.961
3 - 1:33.226	8 - 1:32.755	13 - 1:49.834P
4 - 1:35.009	9 - <b>1:30.061</b>	
5 - 1:34.457	10 - 1:35.693	
<b>63</b>	<b>Wolfe</b>	Opel Astra
1 - 8:30.005	6 - 1:42.075	11 - 1:31.549
2 - 1:39.710	7 - 1:34.063	12 - <b>1:31.112</b>
3 - 1:34.941	8 - 1:44.314	
4 - 1:32.399	9 - 1:33.844	
5 - 1:31.574	10 - 1:33.971	
<b>64</b>	<b>Whight</b>	Honda Accord
1 - 7:27.590	6 - <b>1:36.373</b>	
2 - 1:43.370	7 - 1:37.296	
3 - 1:36.839	8 - 1:37.794	
4 - 1:38.921	9 - 2:07.735P	
5 - 1:58.682	10 - 3:14.163P	

Cars 27, 64, 97 require working transponders - Regulation Q.12.2.1 refers.  
A 30 second penalty will be applied if not working in the race.

**HSCC Super Touring Car Trophy**  
**RACE 13 - QUALIFYING LAP ANALYSIS - Donington Park - 2/3/4 May 2015**  
 (contd.)

<b>66</b>	<b>Whale</b>	BMW M3			
1 -	7:07.387	6 -	1:30.728	11 -	1:29.778
2 -	1:34.303	7 -	1:30.614	12 -	1:41.830
3 -	1:32.076	8 -	1:32.527	13 -	1:50.447P
4 -	1:34.287	9 -	1:33.484		
5 -	1:30.788	10 -	<b>1:29.225</b>		
<b>67</b>	<b>Absolom</b>	Vauxhall Cavalier			
1 -	7:13.759	6 -	1:35.389	11 -	1:34.923
2 -	1:39.200	7 -	1:35.615	12 -	<b>1:34.024</b>
3 -	1:38.443	8 -	1:34.908		
4 -	1:53.802	9 -	1:34.074		
5 -	1:35.127	10 -	1:49.261		
<b>70</b>	<b>Whyte</b>	Honda Accord			
1 -	7:04.495	6 -	1:29.235	11 -	1:36.990
2 -	1:35.232	7 -	1:27.948	12 -	1:32.613
3 -	1:31.342	8 -	1:29.305	13 -	<b>1:26.887</b>
4 -	1:32.293	9 -	1:28.539		
5 -	1:29.944	10 -	1:27.364		
<b>77</b>	<b>Jarman</b>	Nissan Primera			
1 -	7:25.018	6 -	1:30.312	11 -	1:32.780
2 -	1:38.093	7 -	1:33.867	12 -	1:30.945
3 -	1:34.741	8 -	1:33.155	13 -	1:34.471
4 -	1:33.742	9 -	<b>1:29.800</b>		
5 -	1:31.766	10 -	1:49.026		
<b>79</b>	<b>Jones</b>	Renault Laguna			
1 -	7:21.070	6 -	1:30.417	11 -	1:30.169
2 -	1:34.780	7 -	1:52.267	12 -	1:28.931
3 -	1:34.734	8 -	1:29.182	13 -	1:28.267
4 -	1:32.031	9 -	<b>1:27.969</b>		
5 -	1:31.520	10 -	1:31.333		
<b>93</b>	<b>Gladdis</b>	Honda Accord			
1 -	7:33.357	6 -	1:26.465	11 -	1:27.092
2 -	1:31.155	7 -	1:30.310	12 -	1:27.683
3 -	1:30.393	8 -	1:27.975	13 -	1:26.366
4 -	1:27.622	9 -	1:27.456	14 -	1:29.437
5 -	1:27.129	10 -	<b>1:26.361</b>		

Cars 27, 64, 97 require working transponders - Regulation Q.12.2.1 refers.  
 A 30 second penalty will be applied if not working in the race.



# HSCC Super Touring Car Trophy

## RACE 13 - QUALIFYING LAP ANALYSIS - Donington Park - 2/3/4 May 2015


(contd.)

<b>97</b>	<b>Smith</b>	Alfa Romeo 156		
1 - 8:09.827	6 - 1:28.186	11 - 1:29.174		
2 - 1:32.098	7 - 1:30.710	12 - 1:28.312		
3 - 1:31.424	8 - 1:28.139	13 - 1:28.253		
4 - 1:29.812	9 - <b>1:27.664</b>			
5 - 1:29.712	10 - 1:27.770			
<b>98</b>	<b>Cleland</b>	Vauxhall Vectra		
1 - 7:28.734	6 - 1:41.674	11 - 1:32.383		
2 - 1:31.913	7 - 2:16.081	12 - 1:27.715		
3 - 1:28.935	8 - <b>1:26.122</b>	13 - 1:51.324P		
4 - 1:28.505	9 - 1:26.439			
5 - 1:27.398	10 - 1:45.572			

Cars 27, 64, 97 require working transponders - Regulation Q.12.2.1 refers.  
A 30 second penalty will be applied if not working in the race.

# HSCC Super Touring Car Trophy

## RACE 13 - GRID - Donington Park - 2/3/4 May 2015

ROW 10	11 Dymoke	27 Wood
ROW 9	15 Davies	64 Whight
ROW 8	17 Smith	67 Absolom
ROW 7	63 Wolfe	14 Harrison
ROW 6	77 Jarman	36 Butcher
ROW 5	4 Dodd	66 Whale
ROW 4	97 Smith	79 Jones
ROW 3	70 Whyte	1 Dodd
ROW 2	98 Cleland	93 Gladdis
ROW 1	7 Smith	12 Watts
<b>POLE</b>		
		

**Cars 27, 64, 97 require working transponders - Regulation Q.12.2.1 refers.**

**A 30 second penalty will be applied if not working in the race.**

**These results are provisional until the conclusion of any judicial and technical matters.**

Donington Park

Circuit Length = 1.9790 miles.

Start: 10:20 End: 10:40

Clerk of the Course:

Timekeeper:

# HSCC Super Touring Car Trophy

## RACE 13 - CLASSIFICATION - Donington Park - 2/3/4 May 2015

POS	NO	CL	DRIVER	CAR	TIME	LAPS	GAP	MPH	BEST
1	12	ST1	Watts	Peugeot 406	20:17.588	16		93.52	1:14.756
2	70	ST1	Whyte	Honda Accord	20:20.223	16	2.635	93.32	1:14.202
3	97	ST1	Smith	Alfa Romeo 156	20:24.548	16	6.960	92.99	1:14.591
4	93	ST1	Gladdis	Honda Accord	20:25.677	16	8.089	92.91	1:14.897
5	79	ST1	Jones	Renault Laguna	20:41.723	16	24.135	91.71	1:15.221
6	15	GA1	Davies	Ford RS500	20:46.585	16	28.997	91.35	1:16.085
7	77	ST1	Jarman	Nissan Primera	20:54.357	16	36.769	90.78	1:16.468
8	63	ST2	Wolfe	Opel Astra	21:03.031	16	45.443	90.16	1:17.187
9	66	GA2	Whale	BMW M3	21:09.983	16	52.395	89.67	1:16.640
10	17	GA2	Smith	BMW M3	21:10.748	16	53.160	89.61	1:17.543
11	67	ST2	Absolom	Vauxhall Cavalier	20:20.827	15	1 LAP	87.44	1:18.750
12	27	ST2	Wood	Mazda 323	20:20.947	15	1 LAP	87.43	1:18.691
13	11	ST4	Dymoke	Alfa Romeo 156	20:21.364	15	1 LAP	87.40	1:18.720
14	64	ST1	Whight	Honda Accord	20:21.955	15	1 LAP	87.36	1:17.918
15	98	ST1	Cleland	Vauxhall Vectra	17:20.306	13	3 LAPS	88.92	1:15.967
16	14	ST1	Harrison	Peugeot 406	16:03.306	12	4 LAPS	88.63	1:17.440
17	36	ST2	Butcher	Audi A4	16:45.247	12	4 LAPS	84.93	1:19.821
18	7	ST1	Smith	Audi A4	13:21.702	7	9 LAPS	62.06	1:15.937
19	1	ST1	Dodd	Honda Accord	4:19.237	3	13 LAPS	82.01	1:19.925
20	4	ST1	Dodd	Nissan Primera	3:50.527	2	14 LAPS	61.32	1:43.310

### FASTEST LAP

70	ST1	Whyte	Honda Accord	1:14.202	14	96.01mph	154.51kph
15	GA1	Davies	Ford RS500	1:16.085	7	93.63mph	150.69kph
66	GA2	Whale	BMW M3	1:16.640	14	92.95mph	149.60kph
63	ST2	Wolfe	Opel Astra	1:17.187	8	92.30mph	148.54kph
11	ST4	Dymoke	Alfa Romeo 156	1:18.720	13	90.50mph	145.65kph

Weather/Track: Cloud/Dry

These results are provisional until the conclusion of any judicial and technical matters.

Donington Park  
Circuit Length = 1.9790 miles.  
Start: 18:58 End: 19:18

Clerk of the Course:

Timekeeper:

# HSCC Super Touring Car Trophy

## RACE 13 - LAP ANALYSIS - Donington Park - 2/3/4 May 2015

<b>1</b>	<b>Dodd</b>	Honda Accord			
1 - 1:23.867 2 - <b>1:19.925</b> 3 - 1:35.445P					
<b>4</b>	<b>Dodd</b>	Nissan Primera			
1 - <b>1:43.310</b> 2 - 2:07.217P					
<b>7</b>	<b>Smith</b>	Audi A4			
1 - 1:21.648    6 - <b>1:15.937</b> 2 - 5:06.460    7 - 1:43.268P 3 - 1:21.777 4 - 1:16.656 5 - 1:15.956					
<b>11</b>	<b>Dymoke</b>	Alfa Romeo 156			
1 - 1:33.653    6 - 1:20.457    11 - 1:21.026 2 - 1:24.790    7 - 1:20.679    12 - 1:19.523 3 - 1:22.953    8 - 1:19.122    13 - <b>1:18.720</b> 4 - 1:20.816    9 - 1:19.703    14 - 1:19.116 5 - 1:20.386    10 - 1:19.112    15 - 1:21.308					
<b>12</b>	<b>Watts</b>	Peugeot 406			
1 - 1:20.463    6 - 1:15.159    11 - 1:14.866    16 - 1:17.300 2 - 1:16.465    7 - 1:15.617    12 - 1:17.129 3 - 1:16.468    8 - 1:15.329    13 - 1:15.891 4 - 1:15.748    9 - <b>1:14.756</b> 14 - 1:16.046 5 - 1:15.914    10 - 1:14.914    15 - 1:15.523					
<b>14</b>	<b>Harrison</b>	Peugeot 406			
1 - 1:30.449    6 - 1:19.435    11 - 1:18.794 2 - 1:21.487    7 - 1:18.312    12 - 1:21.595 3 - 1:20.211    8 - 1:18.470 4 - 1:19.785    9 - 1:17.864 5 - 1:19.464    10 - <b>1:17.440</b>					

Weather/Track: Cloud/Dry

www.mstworld.com

Page 1 of 4

Donington Park  
Circuit Length = 1.9790 miles.  
Start: 18:58    End: 19:18

Printed - 19:25 Sunday, 03 May 2015

**HSCC Super Touring Car Trophy**  
**RACE 13 - LAP ANALYSIS - Donington Park - 2/3/4 May 2015**  
 (contd.)

<b>15</b>	<b>Davies</b>	Ford RS500			
1 - 1:29.380	6 - 1:17.810	11 - 1:16.966	16 - 1:17.553		
2 - 1:18.387	7 - <b>1:16.085</b>	12 - 1:19.301			
3 - 1:17.548	8 - 1:16.626	13 - 1:16.782			
4 - 1:17.795	9 - 1:17.200	14 - 1:16.607			
5 - 1:16.289	10 - 1:16.112	15 - 1:16.144			
<b>17</b>	<b>Smith</b>	BMW M3			
1 - 1:30.614	6 - 1:18.244	11 - 1:19.522	16 - <b>1:17.543</b>		
2 - 1:20.386	7 - 1:18.716	12 - 1:20.489			
3 - 1:18.919	8 - 1:18.567	13 - 1:18.323			
4 - 1:18.705	9 - 1:18.255	14 - 1:17.745			
5 - 1:18.082	10 - 1:18.131	15 - 1:18.507			
<b>27</b>	<b>Wood</b>	Mazda 323			
1 - 1:32.824	6 - 1:20.869	11 - 1:20.699			
2 - 1:23.716	7 - 1:19.696	12 - 1:20.501			
3 - 1:21.380	8 - 1:19.475	13 - 1:20.079			
4 - 1:21.128	9 - 1:19.755	14 - 1:19.482			
5 - 1:21.116	10 - <b>1:18.691</b>	15 - 1:21.536			
<b>36</b>	<b>Butcher</b>	Audi A4			
1 - 1:31.810	6 - 1:20.875	11 - 1:21.927			
2 - 1:27.580	7 - <b>1:19.821</b>	12 - 1:39.251 P			
3 - 1:21.425	8 - 1:20.210				
4 - 1:20.467	9 - 1:19.917				
5 - 1:20.076	10 - 1:21.888				
<b>63</b>	<b>Wolfe</b>	Opel Astra			
1 - 1:28.363	6 - 1:18.943	11 - 1:18.160	16 - 1:18.572		
2 - 1:20.083	7 - 1:17.500	12 - 1:19.506			
3 - 1:18.841	8 - <b>1:17.187</b>	13 - 1:17.585			
4 - 1:18.157	9 - 1:18.191	14 - 1:17.501			
5 - 1:18.525	10 - 1:18.305	15 - 1:17.612			
<b>64</b>	<b>Whight</b>	Honda Accord			
1 - 1:32.163	6 - 1:21.467	11 - 1:23.898			
2 - 1:23.242	7 - 1:22.765	12 - 1:20.969			
3 - 1:20.713	8 - <b>1:17.918</b>	13 - 1:18.828			
4 - 1:20.897	9 - 1:19.897	14 - 1:18.097			
5 - 1:23.844	10 - 1:18.986	15 - 1:18.271			

Weather/Track: Cloud/Dry

**HSCC Super Touring Car Trophy**  
**RACE 13 - LAP ANALYSIS - Donington Park - 2/3/4 May 2015**  
 (contd.)

<b>66</b>	<b>Whale</b>	BMW M3			
1 - 1:29.409	6 - 1:25.029	11 - 1:17.415	16 - 1:16.695		
2 - 1:22.797	7 - 1:19.334	12 - 1:19.915			
3 - 1:20.058	8 - 1:17.020	13 - 1:17.043			
4 - 1:19.810	9 - 1:16.843	14 - <b>1:16.640</b>			
5 - 1:17.991	10 - 1:16.695	15 - 1:17.289			
<b>67</b>	<b>Absolom</b>	Vauxhall Cavalier			
1 - 1:31.809	6 - 1:21.143	11 - 1:21.374			
2 - 1:22.987	7 - 1:20.314	12 - 1:21.312			
3 - 1:20.631	8 - 1:19.555	13 - 1:19.523			
4 - 1:20.643	9 - 1:20.461	14 - 1:20.145			
5 - 1:20.589	10 - <b>1:18.750</b>	15 - 1:21.591			
<b>70</b>	<b>Whyte</b>	Honda Accord			
1 - 1:22.469	6 - 1:15.638	11 - 1:15.183	16 - 1:16.894		
2 - 1:18.645	7 - 1:15.245	12 - 1:16.666			
3 - 1:16.581	8 - 1:15.039	13 - 1:15.123			
4 - 1:16.543	9 - 1:15.622	14 - <b>1:14.202</b>			
5 - 1:15.712	10 - 1:14.850	15 - 1:15.811			
<b>77</b>	<b>Jarman</b>	Nissan Primera			
1 - 1:26.114	6 - 1:17.676	11 - 1:18.277	16 - 1:16.669		
2 - 1:18.813	7 - 1:16.662	12 - 1:19.492			
3 - 1:20.027	8 - 1:16.830	13 - 1:18.976			
4 - 1:18.815	9 - 1:17.045	14 - 1:18.019			
5 - <b>1:16.468</b>	10 - 1:17.012	15 - 1:17.462			
<b>79</b>	<b>Jones</b>	Renault Laguna			
1 - 1:25.648	6 - 1:17.438	11 - 1:16.343	16 - <b>1:15.221</b>		
2 - 1:19.071	7 - 1:17.860	12 - 1:18.203			
3 - 1:19.526	8 - 1:16.262	13 - 1:16.209			
4 - 1:17.939	9 - 1:17.592	14 - 1:15.497			
5 - 1:16.725	10 - 1:16.332	15 - 1:15.857			
<b>93</b>	<b>Gladdis</b>	Honda Accord			
1 - 1:24.817	6 - 1:15.854	11 - 1:15.447	16 - 1:15.306		
2 - 1:18.206	7 - 1:15.394	12 - 1:16.758			
3 - 1:18.000	8 - 1:15.672	13 - 1:15.636			
4 - 1:16.395	9 - 1:15.893	14 - <b>1:14.897</b>			
5 - 1:15.644	10 - 1:16.743	15 - 1:15.015			

Weather/Track: Cloud/Dry

**HSCC Super Touring Car Trophy**  
**RACE 13 - LAP ANALYSIS - Donington Park - 2/3/4 May 2015**  
 (contd.)

<b>97</b>	<b>Smith</b>	Alfa Romeo 156			
1 - 1:25.317	6 - 1:16.576	11 - 1:15.421	16 - 1:15.582		
2 - 1:18.072	7 - 1:15.172	12 - 1:16.908			
3 - 1:16.925	8 - 1:15.879	13 - 1:15.992			
4 - 1:15.796	9 - 1:15.600	14 - 1:15.773			
5 - 1:15.458	10 - <b>1:14.591</b>	15 - 1:15.486			
<b>98</b>	<b>Cleland</b>	Vauxhall Vectra			
1 - 1:23.095	6 - 1:16.058	11 - 1:17.801			
2 - 1:18.041	7 - <b>1:15.967</b>	12 - 1:26.475			
3 - 1:17.127	8 - 1:16.767	13 - 1:42.658P			
4 - 1:16.543	9 - 1:16.040				
5 - 1:16.222	10 - 1:17.512				

Weather/Track: Cloud/Dry

www.mstworld.com

Page 4 of 4

Donington Park  
 Circuit Length = 1.9790 miles.  
 Start: 18:58 End: 19:18

Printed - 19:25 Sunday, 03 May 2015

# HSCC Super Touring Car Trophy

## RACE 13 - LAP CHART - Donington Park - 2/3/4 May 2015

Lap 1			Lap 2			Lap 3			Lap 4			Lap 5		
No	Behind	Laptime	No	Behind	Laptime	No	Behind	Laptime	No	Behind	Laptime	No	Behind	Laptime
12		1:20.463	12		1:16.465	12		1:16.468	12		1:15.748	12		1:15.914
7	1.185	1:21.648	70	4.186	1:18.645	70	4.299	1:16.581	70	5.094	1:16.543	7	3 LAPS	5:06.460
70	2.006	1:22.469	98	4.208	1:18.041	98	4.867	1:17.127	98	5.662	1:16.543	70	4.892	1:15.712
98	2.632	1:23.095	93	6.095	1:18.206	97	6.918	1:16.925	97	6.966	1:15.796	98	5.970	1:16.222
1	3.404	1:23.867	97	6.461	1:18.072	93	7.627	1:18.000	93	8.274	1:16.395	97	6.510	1:15.458
93	4.354	1:24.817	1	6.864	1:19.925	79	10.849	1:19.526	79	13.040	1:17.939	93	8.004	1:15.644
97	4.854	1:25.317	79	7.791	1:19.071	77	11.558	1:20.027	15	13.966	1:17.795	79	13.851	1:16.725
79	5.185	1:25.648	77	7.999	1:18.813	15	11.919	1:17.548	77	14.625	1:18.815	15	14.341	1:16.289
77	5.651	1:26.114	15	10.839	1:18.387	63	13.891	1:18.841	63	16.300	1:18.157	77	15.179	1:16.468
63	7.900	1:28.363	63	11.518	1:20.083	17	16.523	1:18.919	17	19.480	1:18.705	63	18.911	1:18.525
15	8.917	1:29.380	17	14.072	1:20.386	14	18.751	1:20.211	14	22.788	1:19.785	17	21.648	1:18.082
66	8.946	1:29.409	14	15.008	1:21.487	66	18.868	1:20.058	66	22.930	1:19.810	66	25.007	1:17.991
14	9.986	1:30.449	66	15.278	1:22.797	67	22.031	1:20.631	67	26.926	1:20.643	14	26.338	1:19.464
17	10.151	1:30.614	67	17.868	1:22.987	64	22.722	1:20.713	64	27.871	1:20.897	67	31.601	1:20.589
67	11.346	1:31.809	64	18.477	1:23.242	27	24.524	1:21.380	27	29.904	1:21.128	27	35.106	1:21.116
36	11.347	1:31.810	27	19.612	1:23.716	1	25.841	1:35.445P	36	32.138	1:20.467	64	35.801	1:23.844
64	11.700	1:32.163	11	21.515	1:24.790	36	27.419	1:21.425	11	33.068	1:20.816	36	36.300	1:20.076
27	12.361	1:32.824	36	22.462	1:27.580	11	28.000	1:22.953				11	37.540	1:20.386
11	13.190	1:33.653	4	1:13.599	2:07.217P									
4	22.847	1:43.310												

Weather/Track: Cloud/Dry

www.mstworld.com

Page 1 of 4

Donington Park  
Circuit Length = 1.9790 miles.  
Start: 18:58 End: 19:18

Printed - 19:24 Sunday, 03 May 2015



**HSCC Super Touring Car Trophy**  
**RACE 13 - LAP CHART - Donington Park - 2/3/4 May 2015**  
 (contd.)

Lap 6			Lap 7			Lap 8			Lap 9			Lap 10		
No	Behind	Laptime	No	Behind	Laptime	No	Behind	Laptime	No	Behind	Laptime	No	Behind	Laptime
12		1:15.159	12		1:15.617	12		1:15.329	12		1:14.756	12		1:14.914
70	5.371	1:15.638	70	4.999	1:15.245	70	4.709	1:15.039	70	5.575	1:15.622	70	5.511	1:14.850
98	6.869	1:16.058	98	7.219	1:15.967	97	8.032	1:15.879	97	8.876	1:15.600	97	8.553	1:14.591
97	7.927	1:16.576	97	7.482	1:15.172	98	8.657	1:16.767	98	9.941	1:16.040	93	11.785	1:16.743
93	8.699	1:15.854	93	8.476	1:15.394	93	8.819	1:15.672	93	9.956	1:15.893	98	12.539	1:17.512
7	3 LAPS	1:21.777	7	3 LAPS	1:16.656	7	3 LAPS	1:15.956	7	3 LAPS	1:15.937	15	22.399	1:16.112
79	16.130	1:17.438	15	17.460	1:16.085	15	18.757	1:16.626	15	21.201	1:17.200	79	23.560	1:16.332
15	16.992	1:17.810	79	18.373	1:17.860	79	19.306	1:16.262	79	22.142	1:17.592	77	24.629	1:17.012
77	17.696	1:17.676	77	18.741	1:16.662	77	20.242	1:16.830	77	22.531	1:17.045	63	33.262	1:18.305
63	22.695	1:18.943	63	24.578	1:17.500	63	26.436	1:17.187	63	29.871	1:18.191	17	37.786	1:18.131
17	24.733	1:18.244	17	27.832	1:18.716	17	31.070	1:18.567	17	34.569	1:18.255	7	3 LAPS	1:43.268P
14	30.614	1:19.435	14	33.309	1:18.312	14	36.450	1:18.470	14	39.558	1:17.864	14	42.084	1:17.440
66	34.877	1:25.029	66	38.594	1:19.334	66	40.285	1:17.020	66	42.372	1:16.843	66	44.153	1:16.695
67	37.585	1:21.143	67	42.282	1:20.314	67	46.508	1:19.555	67	52.213	1:20.461	67	56.049	1:18.750
27	40.816	1:20.869	27	44.895	1:19.696	27	49.041	1:19.475	27	54.040	1:19.755	27	57.817	1:18.691
36	42.016	1:20.875	36	46.220	1:19.821	36	51.101	1:20.210	36	56.262	1:19.917	11	1:00.838	1:19.112
64	42.109	1:21.467	11	47.900	1:20.679	11	51.693	1:19.122	11	56.640	1:19.703	64	1:01.059	1:18.986
11	42.838	1:20.457	64	49.257	1:22.765	64	51.846	1:17.918	64	56.987	1:19.897	36	1:03.236	1:21.888

Weather/Track: Cloud/Dry

**HSCC Super Touring Car Trophy**  
**RACE 13 - LAP CHART - Donington Park - 2/3/4 May 2015**  
 (contd.)

Lap 11			Lap 12			Lap 13			Lap 14			Lap 15		
No	Behind	Laptime	No	Behind	Laptime	No	Behind	Laptime	No	Behind	Laptime	No	Behind	Laptime
12		1:14.866	12		1:17.129	12		1:15.891	12		1:16.046	12		1:15.523
70	5.828	1:15.183	70	5.365	1:16.666	70	4.597	1:15.123	64	1 LAP	1:18.828	70	3.041	1:15.811
97	9.108	1:15.421	97	8.887	1:16.908	97	8.988	1:15.992	70	2.753	1:14.202	64	1 LAP	1:18.097
93	12.366	1:15.447	93	11.995	1:16.758	93	11.740	1:15.636	97	8.715	1:15.773	97	8.678	1:15.486
98	15.474	1:17.801	98	24.820	1:26.475	36	1 LAP	1:39.251P	93	10.591	1:14.897	93	10.083	1:15.015
15	24.499	1:16.966	79	26.111	1:18.203	79	26.429	1:16.209	79	25.880	1:15.497	79	26.214	1:15.857
79	25.037	1:16.343	15	26.671	1:19.301	15	27.562	1:16.782	15	28.123	1:16.607	15	28.744	1:16.144
77	28.040	1:18.277	77	30.403	1:19.492	77	33.488	1:18.976	77	35.461	1:18.019	77	37.400	1:17.462
63	36.556	1:18.160	63	38.933	1:19.506	63	40.627	1:17.585	63	42.082	1:17.501	63	44.171	1:17.612
17	42.442	1:19.522	17	45.802	1:20.489	17	48.234	1:18.323	17	49.933	1:17.745	17	52.917	1:18.507
14	46.012	1:18.794	66	49.488	1:19.915	66	50.640	1:17.043	66	51.234	1:16.640	66	53.000	1:17.289
66	46.702	1:17.415	14	50.478	1:21.595	98	51.587	1:42.658P	67	1:14.471	1:20.145			
67	1:02.557	1:21.374	67	1:06.740	1:21.312	67	1:10.372	1:19.523	27	1:14.646	1:19.482			
27	1:03.650	1:20.699	27	1:07.022	1:20.501	27	1:11.210	1:20.079	11	1:15.291	1:19.116			
11	1:06.998	1:21.026	11	1:09.392	1:19.523	11	1:12.221	1:18.720						
64	1:10.091	1:23.898	64	1:13.931	1:20.969									
36	1:10.297	1:21.927												

Weather/Track: Cloud/Dry

**HSCC Super Touring Car Trophy**  
**RACE 13 - LAP CHART - Donington Park - 2/3/4 May 2015**  
 (contd.)

Lap 16			Lap 17			Lap 18			Lap 19			Lap 20		
No	Behind	Laptime	No	Behind	Laptime	No	Behind	Laptime	No	Behind	Laptime	No	Behind	Laptime
12		1:17.300												
70	2.635	1:16.894												
67	1 LAP	1:21.591												
27	1 LAP	1:21.536												
11	1 LAP	1:21.308												
64	1 LAP	1:18.271												
97	6.960	1:15.582												
93	8.089	1:15.306												
79	24.135	1:15.221												
15	28.997	1:17.553												
77	36.769	1:16.669												
63	45.443	1:18.572												
66	52.395	1:16.695												
17	53.160	1:17.543												


Weather/Track: Cloud/Dry

www.mstworld.com

Donington Park  
 Circuit Length = 1.9790 miles.  
 Start: 18:58 End: 19:18  
 Printed - 19:24 Sunday, 03 May 2015

# HSCC Super Touring Car Trophy

## RACE 18 - AMENDED GRID - Donington Park - 2/3/4 May 2015

ROW 9	1   DODD	64   WARD
ROW 8	14   HARRISON	7   SMITH
ROW 7	11   DYMOKE	98   CLELAND
ROW 6	67   ABSOLOM	27   WOOD
ROW 5	66   WHALE	17   SMITH
ROW 4	77   JARMAN	63   WOLFE
ROW 3	79   JONES	15   DAVIES
ROW 2	97   SMITH	93   GLADDIS
ROW 1	12   WATTS	70   WHYTE
	POLE	
		

**CAR 64 starts from back of grid - change of driver**  
**CARS 4 & 36 withdrawn**

Donington Park  
 Circuit Length = 1.9790 miles.

**These results are provisional until the conclusion of any judicial and technical matters.**

Clerk of the Course:

Timekeeper:

# HSCC Super Touring Car Trophy

## RACE 18 - AMENDED CLASSIFICATION - Donington Park - 2/3/4 May 2015

POS	NO	CL	DRIVER	NAT	CAR	TIME	LAPS	GAP	MPH	BEST
1	70	ST1	Stewart WHYTE		Honda Accord	19:54.993	16		95.29	1:13.562
2	12	ST1	Patrick WATTS		Peugeot 406	19:59.540	16	4.547	94.93	1:13.877
3	97	ST1	Neil SMITH		Alfa Romeo 156	20:12.736	16	17.743	93.90	1:14.195
4	93	ST1	Tom GLADDIS		Honda Accord	20:14.734	16	19.741	93.74	1:14.757
5	79	ST1	Mark JONES		Renault Laguna	20:17.778	16	22.785	93.51	1:14.808
6	1	ST1	James DODD		Nissan Primera	20:40.673	16	45.680	91.78	1:15.821
7	64	ST1	Robin WARD		Honda Accord	20:46.178	16	51.185	91.38	1:16.533
8	63	ST2	Andy WOLFE		Opel Astra	20:48.920	16	53.927	91.18	1:16.598
9	66	GA2	Harry WHALE		BMW M3	20:50.839	16	55.846	91.04	1:16.490
10	11	ST4	Steve DYMOKE		Alfa Romeo 156	20:04.626	15	1 LAP	88.62	1:17.829
11	67	ST2	Tony ABSOLOM		Vauxhall Cavalier	20:06.506	15	1 LAP	88.48	1:18.325
12	27	ST2	Ric WOOD		Mazda 323	20:06.743	15	1 LAP	88.46	1:18.065
13	98	ST1	John CLELAND		Vauxhall Vectra	11:08.287	8	8 LAPS	85.11	1:14.994
14	77	ST1	Dave JARMAN		Nissan Primera	7:43.238	6	10 LAPS	92.03	1:15.657
15	17	GA2	Mark SMITH		BMW M3	5:22.508	4	12 LAPS	88.01	1:17.819
16	7	ST1	Paul SMITH		Audi A4	5:54.283	2	14 LAPS	39.90	1:24.966
17	15	GA1	Craig DAVIES		Ford RS500		0	16 LAPS	N/A	

### FASTEST LAP

70	ST1	Stewart WHYTE	Honda Accord	1:13.562	7	96.84mph	155.86kph
66	GA2	Harry WHALE	BMW M3	1:16.490	14	93.14mph	149.89kph
63	ST2	Andy WOLFE	Opel Astra	1:16.598	15	93.01mph	149.68kph
11	ST4	Steve DYMOKE	Alfa Romeo 156	1:17.829	12	91.53mph	147.31kph

**CARS 1, 12, 98 - PENALTY POINTS. MAKING AVOIDABLE CONTACT (Reg C 1.1.5 refers)**  
**CAR 14 - NON STARTER**

**These results are provisional until the conclusion of any judicial and technical matters.**

Donington Park  
Circuit Length = 1.9790 miles.  
Start: 16:21 End: 16:41

Clerk of the Course:

Timekeeper:

# HSCC Super Touring Car Trophy

## RACE 18 - LAP ANALYSIS - Donington Park - 2/3/4 May 2015

<b>1</b>	<b>James DODD</b>	Nissan Primera	
1 - 1:25.404	6 - <b>1:15.821</b>	11 - 1:16.990	16 - 1:17.756
2 - 1:21.331	7 - 1:16.322	12 - 1:17.730	
3 - 1:16.794	8 - 1:16.234	13 - 1:17.366	
4 - 1:15.991	9 - 1:16.288	14 - 1:16.945	
5 - 1:15.875	10 - 1:16.767	15 - 1:17.059	
<b>7</b>	<b>Paul SMITH</b>	Audi A4	
1 - <b>1:24.966</b>			
2 - 4:29.317P			
<b>11</b>	<b>Steve DYMOKE</b>	Alfa Romeo 156	
1 - 1:29.081	6 - 1:18.814	11 - 1:20.119	
2 - 1:20.278	7 - 1:22.795	12 - <b>1:17.829</b>	
3 - 1:19.810	8 - 1:21.536	13 - 1:18.427	
4 - 1:20.432	9 - 1:18.866	14 - 1:19.813	
5 - 1:19.118	10 - 1:19.445	15 - 1:18.263	
<b>12</b>	<b>Patrick WATTS</b>	Peugeot 406	
1 - 1:18.391	6 - 1:13.972	11 - 1:14.345	16 - 1:15.640
2 - 1:15.165	7 - 1:14.425	12 - 1:14.338	
3 - 1:15.209	8 - 1:14.221	13 - 1:14.723	
4 - 1:14.199	9 - <b>1:13.877</b>	14 - 1:16.381	
5 - 1:14.447	10 - 1:14.101	15 - 1:16.106	
<b>15</b>	<b>Craig DAVIES</b>	Ford RS500	
<b>17</b>	<b>Mark SMITH</b>	BMW M3	
1 - 1:23.979			
2 - <b>1:17.819</b>			
3 - 1:18.171			
4 - 1:22.539P			

CAR 14 - NON STARTER  
Weather/Track: Cloud/Dry

**HSCC Super Touring Car Trophy**  
**RACE 18 - LAP ANALYSIS - Donington Park - 2/3/4 May 2015**  
 (contd.)

<b>27</b>	<b>Ric WOOD</b>	Mazda 323			
1 -	1:26.917	6 -	1:18.915	11 -	1:20.899
2 -	1:20.950	7 -	1:23.353	12 -	1:18.766
3 -	1:20.280	8 -	1:20.136	13 -	1:19.718
4 -	1:20.757	9 -	1:18.685	14 -	1:19.622
5 -	1:19.307	10 -	1:20.373	15 -	<b>1:18.065</b>
<b>63</b>	<b>Andy WOLFE</b>	Opel Astra			
1 -	1:24.171	6 -	1:17.093	11 -	1:17.947
2 -	1:21.054	7 -	1:17.337	12 -	1:18.019
3 -	1:17.964	8 -	1:17.310	13 -	1:17.028
4 -	1:17.401	9 -	1:17.520	14 -	1:17.374
5 -	1:17.160	10 -	1:17.366	15 -	<b>1:16.598</b>
<b>64</b>	<b>Robin WARD</b>	Honda Accord			
1 -	1:28.222	6 -	1:16.720	11 -	1:16.628
2 -	1:18.990	7 -	1:17.536	12 -	1:16.701
3 -	1:18.437	8 -	1:17.714	13 -	1:16.553
4 -	1:17.483	9 -	1:16.902	14 -	<b>1:16.533</b>
5 -	1:17.470	10 -	1:17.060	15 -	1:16.597
<b>66</b>	<b>Harry WHALE</b>	BMW M3			
1 -	1:24.673	6 -	1:17.340	11 -	1:16.892
2 -	1:20.778	7 -	1:18.314	12 -	1:16.819
3 -	1:19.741	8 -	1:17.592	13 -	1:16.814
4 -	1:18.129	9 -	1:17.417	14 -	<b>1:16.490</b>
5 -	1:18.359	10 -	1:17.217	15 -	1:16.833
<b>67</b>	<b>Tony ABSOLOM</b>	Vauxhall Cavalier			
1 -	1:26.499	6 -	1:19.225	11 -	1:19.875
2 -	1:20.519	7 -	1:24.081	12 -	1:19.678
3 -	1:20.566	8 -	1:20.176	13 -	1:19.280
4 -	1:20.807	9 -	1:18.776	14 -	1:19.677
5 -	1:18.982	10 -	1:20.040	15 -	<b>1:18.325</b>
<b>70</b>	<b>Stewart WHYTE</b>	Honda Accord			
1 -	1:19.002	6 -	1:14.124	11 -	1:14.102
2 -	1:15.215	7 -	<b>1:13.562</b>	12 -	1:14.086
3 -	1:14.964	8 -	1:14.281	13 -	1:14.451
4 -	1:14.786	9 -	1:14.398	14 -	1:15.523
5 -	1:14.571	10 -	1:13.834	15 -	1:13.887

**CAR 14 - NON STARTER**  
 Weather/Track: Cloud/Dry

**HSCC Super Touring Car Trophy**  
**RACE 18 - LAP ANALYSIS - Donington Park - 2/3/4 May 2015**  
 (contd.)

<b>77</b>	<b>Dave JARMAN</b>	Nissan Primera			
1 -	1:21.842	6 -	1:16.053		
2 -	1:16.621				
3 -	1:16.811				
4 -	1:16.254				
5 -	<b>1:15.657</b>				
<b>79</b>	<b>Mark JONES</b>	Renault Laguna			
1 -	1:21.252	6 -	1:16.039	11 -	1:15.382
2 -	1:16.373	7 -	1:16.894	12 -	1:15.503
3 -	1:16.987	8 -	1:15.888	13 -	1:15.000
4 -	1:16.142	9 -	1:15.415	14 -	1:15.387
5 -	1:15.896	10 -	1:15.852	15 -	1:14.960
				16 -	<b>1:14.808</b>
<b>93</b>	<b>Tom GLADDIS</b>	Honda Accord			
1 -	1:20.398	6 -	1:16.224	11 -	1:15.977
2 -	1:16.641	7 -	1:15.774	12 -	1:15.120
3 -	1:17.193	8 -	1:15.383	13 -	1:15.143
4 -	1:15.922	9 -	<b>1:14.757</b>	14 -	1:15.325
5 -	1:15.721	10 -	1:15.005	15 -	1:15.126
16 -					1:15.025
<b>97</b>	<b>Neil SMITH</b>	Alfa Romeo 156			
1 -	1:20.760	6 -	1:16.153	11 -	1:14.965
2 -	1:16.520	7 -	1:17.433	12 -	1:14.386
3 -	1:16.567	8 -	1:15.546	13 -	1:14.804
4 -	1:15.879	9 -	1:14.463	14 -	1:15.238
5 -	1:15.969	10 -	<b>1:14.195</b>	15 -	1:14.960
16 -					1:14.898
<b>98</b>	<b>John CLELAND</b>	Vauxhall Vectra			
1 -	1:24.412	6 -	1:15.233		
2 -	1:17.422	7 -	1:46.611		
3 -	1:16.173	8 -	1:38.217P		
4 -	<b>1:14.994</b>				
5 -	1:15.225				

**CAR 14 - NON STARTER**  
 Weather/Track: Cloud/Dry



# HSCC Super Touring Car Trophy

## RACE 18 - LAP CHART - Donington Park - 2/3/4 May 2015

Lap 1			Lap 2			Lap 3			Lap 4			Lap 5		
No	Behind	Laptime	No	Behind	Laptime	No	Behind	Laptime	No	Behind	Laptime	No	Behind	Laptime
12		1:18.391	12		1:15.165	12		1:15.209	12		1:14.199	12		1:14.447
70	0.611	1:19.002	70	0.661	1:15.215	70	0.416	1:14.964	70	1.003	1:14.786	70	1.127	1:14.571
93	2.007	1:20.398	93	3.483	1:16.641	97	5.082	1:16.567	97	6.762	1:15.879	97	8.284	1:15.969
97	2.369	1:20.760	97	3.724	1:16.520	93	5.467	1:17.193	93	7.190	1:15.922	93	8.464	1:15.721
79	2.861	1:21.252	79	4.069	1:16.373	79	5.847	1:16.987	79	7.790	1:16.142	79	9.239	1:15.896
77	3.451	1:21.842	77	4.907	1:16.621	77	6.509	1:16.811	77	8.564	1:16.254	77	9.774	1:15.657
17	5.588	1:23.979	17	8.242	1:17.819	98	9.242	1:16.173	98	10.037	1:14.994	98	10.815	1:15.225
63	5.780	1:24.171	98	8.278	1:17.422	17	11.204	1:18.171	1	16.556	1:15.991	1	17.984	1:15.875
98	6.021	1:24.412	63	11.669	1:21.054	63	14.424	1:17.964	63	17.626	1:17.401	63	20.339	1:17.160
66	6.282	1:24.673	66	11.895	1:20.778	1	14.764	1:16.794	17	19.544	1:22.539P	64	23.191	1:17.470
7	6.575	1:24.966	1	13.179	1:21.331	66	16.427	1:19.741	64	20.168	1:17.483	66	24.269	1:18.359
1	7.013	1:25.404	67	13.462	1:20.519	64	16.884	1:18.437	66	20.357	1:18.129	67	29.962	1:18.982
67	8.108	1:26.499	64	13.656	1:18.990	67	18.819	1:20.566	67	25.427	1:20.807	27	30.800	1:19.307
27	8.526	1:26.917	27	14.311	1:20.950	27	19.382	1:20.280	27	25.940	1:20.757	11	31.308	1:19.118
64	9.831	1:28.222	11	15.803	1:20.278	11	20.404	1:19.810	11	26.637	1:20.432			
11	10.690	1:29.081							7	2 LAPS	4:29.317P			

CAR 14 - NON STARTER  
Weather/Track: Cloud/Dry

Donington Park  
Circuit Length = 1.9790 miles.  
Start: 16:21 End: 16:41

**HSCC Super Touring Car Trophy**  
**RACE 18 - LAP CHART - Donington Park - 2/3/4 May 2015**  
 (contd.)

Lap 6			Lap 7			Lap 8			Lap 9			Lap 10		
No	Behind	Laptime	No	Behind	Laptime	No	Behind	Laptime	No	Behind	Laptime	No	Behind	Laptime
12		1:13.972	12		1:14.425	12		1:14.221	12		1:13.877	12		1:14.101
70	1.279	1:14.124	70	0.416	1:13.562	70	0.476	1:14.281	70	0.997	1:14.398	70	0.730	1:13.834
97	10.465	1:16.153	93	12.065	1:15.774	93	13.227	1:15.383	93	14.107	1:14.757	93	15.011	1:15.005
93	10.716	1:16.224	97	13.473	1:17.433	97	14.798	1:15.546	97	15.384	1:14.463	97	15.478	1:14.195
79	11.306	1:16.039	79	13.775	1:16.894	79	15.442	1:15.888	79	16.980	1:15.415	79	18.731	1:15.852
77	11.855	1:16.053	1	21.730	1:16.322	1	23.743	1:16.234	1	26.154	1:16.288	1	28.820	1:16.767
98	12.076	1:15.233	63	26.372	1:17.337	63	29.461	1:17.310	63	33.104	1:17.520	63	36.369	1:17.366
1	19.833	1:15.821	64	29.050	1:17.536	64	32.543	1:17.714	64	35.568	1:16.902	64	38.527	1:17.060
63	23.460	1:17.093	66	31.526	1:18.314	66	34.897	1:17.592	66	38.437	1:17.417	66	41.553	1:17.217
64	25.939	1:16.720	98	44.262	1:46.611	27	50.586	1:20.136	27	55.394	1:18.685	67	1:01.664	1:20.040
66	27.637	1:17.340	11	44.520	1:22.795	67	50.826	1:20.176	67	55.725	1:18.776	27	1:01.666	1:20.373
67	35.215	1:19.225	27	44.671	1:23.353	11	51.835	1:21.536	11	56.824	1:18.866	11	1:02.168	1:19.445
27	35.743	1:18.915	67	44.871	1:24.081	98	1:08.258	1:38.217P						
11	36.150	1:18.814												

**CAR 14 - NON STARTER**  
**Weather/Track: Cloud/Dry**

Donington Park  
 Circuit Length = 1.9790 miles.  
 Start: 16:21 End: 16:41

**HSCC Super Touring Car Trophy**  
**RACE 18 - LAP CHART - Donington Park - 2/3/4 May 2015**  
 (contd.)

Lap 11			Lap 12			Lap 13			Lap 14			Lap 15		
No	Behind	Laptime	No	Behind	Laptime	No	Behind	Laptime	No	Behind	Laptime	No	Behind	Laptime
12		1:14.345	12		1:14.338	70		1:14.451	70		1:15.523	70		1:13.887
70	0.487	1:14.102	70	0.235	1:14.086	12	0.037	1:14.723	12	0.895	1:16.381	12	3.114	1:16.106
97	16.098	1:14.965	97	16.146	1:14.386	97	16.264	1:14.804	67	1 LAP	1:19.280	11	1 LAP	1:19.813
93	16.643	1:15.977	93	17.425	1:15.120	93	17.882	1:15.143	27	1 LAP	1:19.718	67	1 LAP	1:19.677
79	19.768	1:15.382	79	20.933	1:15.503	79	21.247	1:15.000	97	15.979	1:15.238	27	1 LAP	1:19.622
1	31.465	1:16.990	1	34.857	1:17.730	1	37.537	1:17.366	93	17.684	1:15.325	97	17.052	1:14.960
63	39.971	1:17.947	64	43.173	1:16.701	64	45.040	1:16.553	79	21.111	1:15.387	93	18.923	1:15.126
64	40.810	1:16.628	63	43.652	1:18.019	63	45.994	1:17.028	1	38.959	1:16.945	79	22.184	1:14.960
66	44.100	1:16.892	66	46.581	1:16.819	66	48.709	1:16.814	64	46.050	1:16.533	1	42.131	1:17.059
67	1:07.194	1:19.875	11	1:11.433	1:17.829	11	1:15.174	1:18.427	63	47.845	1:17.374	64	48.760	1:16.597
11	1:07.942	1:20.119	67	1:12.534	1:19.678				66	49.676	1:16.490	63	50.556	1:16.598
27	1:08.220	1:20.899	27	1:12.648	1:18.766							66	52.622	1:16.833

**CAR 14 - NON STARTER**  
**Weather/Track: Cloud/Dry**

Donington Park  
 Circuit Length = 1.9790 miles.  
 Start: 16:21 End: 16:41

**HSCC Super Touring Car Trophy**  
**RACE 18 - LAP CHART - Donington Park - 2/3/4 May 2015**  
 (contd.)

Lap 16			Lap 17			Lap 18			Lap 19			Lap 20		
No	Behind	Laptime	No	Behind	Laptime	No	Behind	Laptime	No	Behind	Laptime	No	Behind	Laptime
70		1:14.207												
12	4.547	1:15.640												
11	1 LAP	1:18.263												
67	1 LAP	1:18.325												
27	1 LAP	1:18.065												
97	17.743	1:14.898												
93	19.741	1:15.025												
79	22.785	1:14.808												
1	45.680	1:17.756												
64	51.185	1:16.632												
63	53.927	1:17.578												
66	55.846	1:17.431												

**CAR 14 - NON STARTER**  
**Weather/Track: Cloud/Dry**

# Historic Touring Car Challenge for pre-86 Touring Cars

## RACE 15 - QUALIFYING - Donington Park - 2/3/4 May 2015

POS	NO	CL	DRIVER(S)	CAR	TIME	LAPS	GAP	MPH
1	8	3C	Young/Soper	Rover TWR Vitesse	1:16.931	11		92.60
2	16	2C	Dance	Ford Capri	1:20.370	10	3.439	88.64
3	34	3A	Watts/Swift	MG Metro Turbo	1:21.277	16	4.346	87.65
4	123	2C	Wood	Ford Capri	1:21.291	8	4.360	87.64
5	82	2C	Hallford/Garrett	Ford Boss Mustang	1:22.101	14	5.170	86.77
6	57	2B	Paxman/Pyke	Ford Escort Mk2	1:22.216	13	5.285	86.65
7	26	3C	White/Bussell	Rover Vitesse	1:23.653	7	6.722	85.16
8	43	2C	Pochciol/Wrigley	Ford Capri	1:24.197	16	7.266	84.61
9	19	2B	Tice/Conoley	BMW 2002	1:24.283	12	7.352	84.53
10	31	2B	Ely	BMW 2000	1:25.486	11	8.555	83.34
11	42	2C	Pochciol	Ford Capri	1:28.852	5	11.921	80.18
12	15	INV	Crofton	Datsun 240Z	1:29.900	11	12.969	79.24
13	1	2C	Smith/McGuire	Ford Capri	1:30.190	14	13.259	78.99
14	5	1A	Pead	BMW 1600Ti	1:30.328	16	13.397	78.87
15	11	1B	Allen/Roberts	Alfa Romeo 2000 GTV	1:34.589	14	17.658	75.32
16	111	2C	McKay/Ward	Ford Capri	1:35.620	9	18.689	74.50

**Cars 1 & 34 require working transponders - Regulation Q.12.2.1 refers.**  
**Weather/Track: Bright/Dry. A 30 second penalty will be applied if not working in the race.**  
**These results are provisional until the conclusion of any judicial and technical matters.**

Donington Park  
 Circuit Length = 1.9790 miles.  
 Start: 09:09 End: 09:34

Clerk of the Course:		Timekeeper:
----------------------	--	-------------

# Historic Touring Car Challenge for pre-86 Touring Cars

## RACE 15 - QUALIFYING LAP ANALYSIS - Donington Park - 2/3/4 May 2015

<b>1</b>	<b>Smith/McGuire</b>	Ford Capri			
1 -	X:00.000	6 -	<b>1:30.190</b>	11 -	1:32.162
2 -	1:36.494	7 -	1:42.998P	12 -	1:33.232
3 -	1:34.636	8 -	3:44.949	13 -	1:31.333
4 -	1:32.696	9 -	1:36.275	14 -	1:31.482
5 -	1:32.019	10 -	1:33.269		
<b>5</b>	<b>Pead</b>	BMW 1600Ti			
1 -	X:00.000	6 -	1:31.819	11 -	1:31.361
2 -	1:39.381	7 -	1:33.034	12 -	1:31.380
3 -	1:34.668	8 -	1:32.046	13 -	1:31.680
4 -	1:32.683	9 -	1:31.748	14 -	1:32.189
5 -	1:32.589	10 -	1:31.632	15 -	1:30.547
<b>8</b>	<b>Young/Soper</b>	Rover TWR Vitesse			
1 -	X:00.000	6 -	1:23.688P	11 -	1:30.435P
2 -	1:26.479	7 -	6:15.380		
3 -	1:28.464P	8 -	1:17.131		
4 -	2:16.949	9 -	1:17.754		
5 -	1:18.531	10 -	<b>1:16.931</b>		
<b>11</b>	<b>Allen/Roberts</b>	Alfa Romeo 2000 GTV			
1 -	X:00.000	6 -	1:37.191	11 -	1:36.652
2 -	1:43.309	7 -	<b>1:34.589</b>	12 -	1:35.243
3 -	1:38.514	8 -	1:38.124P	13 -	1:35.782
4 -	1:35.675	9 -	3:31.640	14 -	1:34.600
5 -	1:34.710	10 -	1:41.967		
<b>15</b>	<b>Crofton</b>	Datsun 240Z			
1 -	X:00.000	6 -	1:33.673	11 -	1:45.459P
2 -	1:34.824	7 -	1:30.146		
3 -	1:32.097	8 -	1:44.314		
4 -	<b>1:29.900</b>	9 -	1:44.452P		
5 -	1:35.943	10 -	5:52.140		
<b>16</b>	<b>Dance</b>	Ford Capri			
1 -	X:00.000	6 -	1:21.157		
2 -	1:31.778	7 -	1:21.493		
3 -	1:23.432	8 -	1:21.383		
4 -	1:22.511	9 -	<b>1:20.370</b>		
5 -	1:21.803	10 -	1:30.549P		

Cars 1 & 34 require working transponders - Regulation Q.12.2.1 refers.  
Weather/Track: Bright/Dry. A 30 second penalty will be applied if not working in the race.

Donington Park  
Circuit Length = 1.9790 miles.  
Start: 09:09 End: 09:34

**Historic Touring Car Challenge for pre-86 Touring Cars**  
**RACE 15 - QUALIFYING LAP ANALYSIS - Donington Park - 2/3/4 May 2015**  
 (contd.)

<b>19</b>	<b>Tice/Conoley</b>	BMW 2002	
1 - X:00.000P	6 - 1:30.576P	11 - <b>1:24.283</b>	
2 - 2:00.728	7 - 3:04.920	12 - 1:35.827P	
3 - 1:25.611	8 - 1:25.462		
4 - 1:25.936	9 - 1:24.412		
5 - 1:24.857	10 - 1:24.772		
<b>26</b>	<b>White/Bussell</b>	Rover Vitesse	
1 - X:00.000	6 - 1:23.708		
2 - 1:39.917	7 - <b>1:23.653</b>		
3 - 1:36.736			
4 - 1:46.008P			
5 - 3:38.538			
<b>31</b>	<b>Ely</b>	BMW 2000	
1 - X:00.000	6 - 1:26.152	11 - 1:38.082P	
2 - 1:33.523	7 - 1:25.988		
3 - 1:27.308	8 - 1:26.996		
4 - <b>1:25.486</b>	9 - 1:26.971		
5 - 1:26.366	10 - 1:25.960		
<b>34</b>	<b>Watts/Swift</b>	MG Metro Turbo	
1 - X:00.000	6 - 1:27.979P	11 - 1:22.843	16 - 1:54.764P
2 - 1:29.665	7 - 3:12.152	12 - 1:21.568	
3 - 1:24.179	8 - 1:27.487	13 - 1:21.578	
4 - 1:24.349	9 - 1:27.483	14 - 1:21.842	
5 - 1:23.545	10 - 1:22.993	15 - <b>1:21.277</b>	
<b>42</b>	<b>Pochciol</b>	Ford Capri	
1 - X:00.000			
2 - <b>1:28.852</b>			
3 - 1:39.294P			
4 - 3:24.994			
5 - 1:46.782P			
<b>43</b>	<b>Pochciol/Wrigley</b>	Ford Capri	
1 - X:00.000	6 - 1:25.003	11 - 1:26.756	16 - 1:42.475P
2 - 1:31.427	7 - 1:25.243	12 - 1:24.998	
3 - 1:27.096	8 - 1:34.162P	13 - 1:24.373	
4 - 1:31.512P	9 - 2:36.960	14 - <b>1:24.197</b>	
5 - 2:26.102	10 - 1:29.562	15 - 1:24.282	

Cars 1 & 34 require working transponders - Regulation Q.12.2.1 refers.  
 Weather/Track: Bright/Dry. A 30 second penalty will be applied if not working in the race.

Donington Park  
 Circuit Length = 1.9790 miles.  
 Start: 09:09 End: 09:34

**Historic Touring Car Challenge for pre-86 Touring Cars**  
**RACE 15 - QUALIFYING LAP ANALYSIS - Donington Park - 2/3/4 May 2015**  
 (contd.)

<b>57</b>	<b>Paxman/Pyke</b>	Ford Escort Mk2
1 - X:00.000	6 - 1:35.053P	11 - 1:22.840
2 - 1:29.479	7 - 5:16.438	12 - 1:22.700
3 - 1:27.276	8 - 1:23.518	13 - 1:38.882P
4 - 1:25.419	9 - 1:24.630	
5 - 1:24.107	10 - <b>1:22.216</b>	
<b>82</b>	<b>Hallford/Garrett</b>	Ford Boss Mustang
1 - X:00.000P	6 - 1:24.592	11 - 1:25.347
2 - 2:04.588	7 - <b>1:22.101</b>	12 - 1:25.167
3 - 1:22.882	8 - 1:34.532P	13 - 1:24.062
4 - 1:23.567	9 - 4:52.272	14 - 1:24.536
5 - 1:22.882	10 - 1:28.344	
<b>111</b>	<b>McKay/Ward</b>	Ford Capri
1 - X:00.000	6 - 1:45.179P	
2 - 1:40.573	7 - 3:27.282	
3 - 1:35.707	8 - 1:38.091	
4 - 1:37.949	9 - 3:05.265P	
5 - <b>1:35.620</b>		
<b>123</b>	<b>Wood</b>	Ford Capri
1 - X:00.000	6 - 2:52.718	
2 - 1:28.771	7 - <b>1:21.291</b>	
3 - 1:22.910	8 - 1:33.383P	
4 - 1:23.798		
5 - 1:26.419P		


Cars 1 & 34 require working transponders - Regulation Q.12.2.1 refers.  
 Weather/Track: Bright/Dry. A 30 second penalty will be applied if not working in the race.

Donington Park  
 Circuit Length = 1.9790 miles.  
 Start: 09:09 End: 09:34



# Historic Touring Car Challenge for pre-86 Touring Cars

## RACE 15 - GRID - Donington Park - 2/3/4 May 2015

ROW 8	11   Allen/Roberts	111   McKay/Ward
ROW 7	1   Smith/McGuire	5   Pead
ROW 6	42   Pochciol	15   Crofton
ROW 5	19   Tice/Conoley	31   Ely
ROW 4	26   White/Bussell	43   Pochciol/Wrigley
ROW 3	82   Hallford/Garrett	57   Paxman/Pyke
ROW 2	34   Watts/Swift	123   Wood
ROW 1	8   Young/Soper	16   Dance
<b>POLE</b>		
		

**Cars 1 & 34 require working transponders - Regulation Q.12.2.1 refers.**  
**Weather/Track: Bright/Dry. A 30 second penalty will be applied if not working in the race.**  
**These results are provisional until the conclusion of any judicial and technical matters.**

Donington Park  
 Circuit Length = 1.9790 miles.  
 Start: 09:09 End: 09:34

Clerk of the Course:		Timekeeper:
----------------------	--	-------------

# Historic Touring Car Challenge for pre-86 Touring Cars

## RACE 15 - CLASSIFICATION - Donington Park - 2/3/4 May 2015

POS	NO	CL	DRIVER(S)	CAR	TIME	LAPS	GAP	MPH	BEST
1	16	1C	Dance	Ford Capri	50:14.682	36		85.03	1:20.543
2	42	2C	Pochciol	Ford Capri	51:18.485	36	1:03.803	83.27	1:21.061
3	34	3A	Watts/Swift	MG Metro Turbo	49:26.983	35	1 LAP	84.00	1:21.061
4	43	1C	Wrigley/Pochciol	Ford Capri	50:30.003	35	1 LAP	82.25	1:23.482
5	19	2B	Tice/Conoley	BMW 2002	51:02.562	35	1 LAP	81.38	1:23.644
6	31	2B	Ely	BMW 2000	50:32.043	34	2 LAPS	79.85	1:25.111
7	1	2C	Smith/McGuire	Ford Capri	50:49.628	33	3 LAPS	77.05	1:27.899
8	26	3C	White/Bussell	Rover Vitesse	51:03.232	33	3 LAPS	76.71	1:23.460
9	57	2B	Pyke/Paxman	Ford Escort Mk2	48:00.376	32	4 LAPS	79.11	1:20.008
10	11	1B	Allen/Roberts	Alfa Romeo 2000 GTV	51:00.647	32	4 LAPS	74.45	1:30.952
11	5	1A	Pead	BMW 1600Ti	51:02.555	32	4 LAPS	74.40	1:31.062
12	15	INV	Crofton	Datsun 240Z	50:24.017	25	11 LAPS	58.86	1:28.525
13	8	3C	Soper/Young	Rover TWR Vitesse	19:44.408	14	22 LAPS	84.11	1:17.099
14	111	1C	McKay/Ward	Ford Capri	17:25.949	11	25 LAPS	74.81	1:31.679
15	123	2C	Wood	Ford Capri	10:45.209	8	28 LAPS	88.16	1:18.626

### FASTEST LAP

8	3C	Soper/Young	Rover TWR Vitesse	1:17.099	11	92.40mph	148.71kph
123	2C	Wood	Ford Capri	1:18.626	4	90.61mph	145.82kph
57	2B	Pyke/Paxman	Ford Escort Mk2	1:20.008	4	89.04mph	143.30kph
16	1C	Dance	Ford Capri	1:20.543	5	88.45mph	142.35kph
34	3A	Watts/Swift	MG Metro Turbo	1:21.061	34	87.88mph	141.44kph
15	INV	Crofton	Datsun 240Z	1:28.525	22	80.47mph	129.51kph
11	1B	Allen/Roberts	Alfa Romeo 2000 GTV	1:30.952	12	78.33mph	126.06kph
5	1A	Pead	BMW 1600Ti	1:31.062	25	78.23mph	125.91kph

### CAR 82 - NON STARTER

Weather/Track: Bright/Dry

These results are provisional until the conclusion of any judicial and technical matters.

Donington Park

Circuit Length = 1.9790 miles.

Start: 12:59 End: 13:50

Clerk of the Course:	Timekeeper:
----------------------	-------------

# Historic Touring Car Challenge for pre-86 Touring Cars

## RACE 15 - LAP ANALYSIS - Donington Park - 2/3/4 May 2015

<b>1</b>	<b>Smith/McGuire</b>	Ford Capri											
1 -	1:34.317	6 -	1:30.704	11 -	1:28.331	16 -	1:28.440	21 -	1:31.384	26 -	1:31.809	31 -	1:30.266
2 -	1:31.230	7 -	1:29.265	12 -	1:27.909	17 -	<b>1:27.899</b>	22 -	1:30.965	27 -	1:30.827	32 -	1:29.635
3 -	1:29.520	8 -	1:28.654	13 -	1:29.745	18 -	1:32.378P	23 -	1:31.722	28 -	1:32.654	33 -	1:29.851
4 -	1:29.347	9 -	1:28.788	14 -	1:29.247	19 -	2:39.500	24 -	1:31.799	29 -	1:31.166		
5 -	1:30.759	10 -	1:28.290	15 -	1:28.464	20 -	1:32.959	25 -	1:31.045	30 -	1:30.759		
<b>5</b>	<b>Pead</b>	BMW 1600Ti											
1 -	1:37.528	6 -	1:32.977	11 -	1:31.891	16 -	1:37.831	21 -	1:33.080	26 -	1:32.566	31 -	1:32.510
2 -	1:33.809	7 -	1:32.503	12 -	1:31.624	17 -	1:32.160	22 -	1:31.780	27 -	1:33.827	32 -	1:32.486
3 -	1:32.029	8 -	1:31.791	13 -	1:31.889	18 -	1:32.140	23 -	1:32.167	28 -	1:31.190		
4 -	1:33.643	9 -	1:37.239	14 -	1:37.071P	19 -	1:31.743	24 -	1:48.615	29 -	1:35.932		
5 -	1:32.726	10 -	1:31.510	15 -	2:40.331	20 -	1:32.877	25 -	<b>1:31.062</b>	30 -	1:32.028		
<b>8</b>	<b>Soper/Young</b>	Rover TWR Vitesse											
1 -	1:20.681	6 -	1:18.560	11 -	<b>1:17.099</b>								
2 -	1:18.022	7 -	1:18.033	12 -	1:17.929								
3 -	1:18.484	8 -	1:18.023	13 -	1:17.519								
4 -	1:28.920P	9 -	1:18.139	14 -	1:17.380								
5 -	2:37.825	10 -	1:17.794										
<b>11</b>	<b>Allen/Roberts</b>	Alfa Romeo 2000 GTV											
1 -	1:41.553	6 -	1:32.705	11 -	1:33.716	16 -	1:35.781P	21 -	1:32.596	26 -	1:31.325	31 -	1:31.439
2 -	1:35.830	7 -	1:32.263	12 -	<b>1:30.952</b>	17 -	2:59.834	22 -	1:32.004	27 -	1:33.119	32 -	1:34.722
3 -	1:31.485	8 -	1:32.738	13 -	1:31.812	18 -	1:34.697	23 -	1:31.484	28 -	1:31.177		
4 -	1:31.678	9 -	1:32.417	14 -	1:32.323	19 -	1:33.088	24 -	1:31.991	29 -	1:32.927		
5 -	1:32.568	10 -	1:33.279	15 -	1:32.202	20 -	1:32.731	25 -	1:33.230	30 -	1:30.981		
<b>15</b>	<b>Crofton</b>	Datsun 240Z											
1 -	1:42.560	6 -	1:32.622	11 -	1:31.387	16 -	1:31.050	21 -	1:29.151				
2 -	1:36.206	7 -	1:32.596	12 -	1:34.653	17 -	1:37.480P	22 -	<b>1:28.525</b>				
3 -	1:38.136P	8 -	1:33.417	13 -	1:33.774	18 -	X:00.000	23 -	1:28.850				
4 -	4:34.432	9 -	1:33.330	14 -	1:32.682	19 -	1:33.008	24 -	1:29.355				
5 -	1:32.830	10 -	1:32.758	15 -	1:32.315	20 -	1:29.901	25 -	1:39.078				
<b>16</b>	<b>Dance</b>	Ford Capri											
1 -	1:22.332	11 -	1:20.770	21 -	2:29.783	31 -	1:22.978						
2 -	1:21.284	12 -	1:20.964	22 -	1:21.767	32 -	1:22.508						
3 -	1:21.160	13 -	1:20.637	23 -	1:21.384	33 -	1:22.095						
4 -	1:20.703	14 -	1:20.964	24 -	1:22.767	34 -	1:22.877						
5 -	<b>1:20.543</b>	15 -	1:21.273	25 -	1:22.125	35 -	1:24.931						
6 -	1:20.739	16 -	1:21.492	26 -	1:22.116	36 -	1:26.003						
7 -	1:20.969	17 -	1:21.574	27 -	1:21.853								
8 -	1:22.208	18 -	1:21.105	28 -	1:21.632								
9 -	1:21.117	19 -	1:21.143	29 -	1:21.734								
10 -	1:21.299	20 -	1:24.225P	30 -	1:21.628								

CAR 82 - NON STARTER  
Weather/Track: Bright/Dry

**Historic Touring Car Challenge for pre-86 Touring Cars**  
**RACE 15 - LAP ANALYSIS - Donington Park - 2/3/4 May 2015**  
 (contd.)

<b>19</b>	<b>Tice/Conoley</b>	<b>BMW 2002</b>											
1 -	1:28.704	6 -	<b>1:23.644</b>	11 -	1:25.324	16 -	1:24.557	21 -	1:27.223	26 -	1:26.164	31 -	1:25.628
2 -	1:24.318	7 -	1:24.218	12 -	1:24.769	17 -	1:25.209	22 -	1:26.887	27 -	1:26.111	32 -	1:27.094
3 -	1:23.895	8 -	1:24.508	13 -	1:24.035	18 -	1:24.243	23 -	1:27.315	28 -	1:26.452	33 -	1:25.415
4 -	1:25.562	9 -	1:24.229	14 -	1:24.196	19 -	1:27.638P	24 -	1:26.484	29 -	1:25.616	34 -	1:26.515
5 -	1:23.845	10 -	1:24.018	15 -	1:24.286	20 -	2:35.587	25 -	1:26.217	30 -	1:25.439	35 -	1:27.217
<b>26</b>	<b>White/Bussell</b>	<b>Rover Vitesse</b>											
1 -	3:09.795	6 -	1:24.621	11 -	1:25.032	16 -	1:24.916	21 -	1:24.850	26 -	1:24.159	31 -	1:24.127
2 -	1:26.579	7 -	1:23.990	12 -	1:27.574	17 -	1:23.525	22 -	1:26.267	27 -	1:24.450	32 -	1:23.801
3 -	1:28.096	8 -	1:24.962	13 -	1:24.828	18 -	1:29.379P	23 -	1:24.859	28 -	<b>1:23.460</b>	33 -	1:25.127
4 -	1:31.097	9 -	1:34.465	14 -	1:25.175	19 -	3:34.629	24 -	1:24.470	29 -	1:24.138		
5 -	1:28.683	10 -	1:25.317	15 -	1:26.775	20 -	1:25.111	25 -	1:24.341	30 -	1:24.634		
<b>31</b>	<b>Ely</b>	<b>BMW 2000</b>											
1 -	1:31.874	6 -	1:26.427	11 -	1:28.354	16 -	1:27.577	21 -	1:25.917	26 -	1:25.494	31 -	1:32.040
2 -	1:40.007	7 -	1:27.092	12 -	1:27.705	17 -	1:31.296P	22 -	1:25.358	27 -	1:25.467	32 -	1:26.659
3 -	1:25.520	8 -	1:25.981	13 -	1:26.083	18 -	2:27.812	23 -	1:26.394	28 -	<b>1:25.111</b>	33 -	1:26.285
4 -	1:27.673	9 -	1:26.368	14 -	1:25.516	19 -	1:27.039	24 -	1:28.638	29 -	1:25.939	34 -	1:26.651
5 -	1:27.674	10 -	1:27.376	15 -	1:25.967	20 -	1:25.575	25 -	1:26.556	30 -	1:26.618		
<b>34</b>	<b>Watts/Swift</b>	<b>MG Metro Turbo</b>											
1 -	1:26.715	6 -	1:22.000	11 -	1:22.694	16 -	2:25.345	21 -	1:22.927	26 -	1:23.131	31 -	1:21.899
2 -	1:23.823	7 -	1:22.136	12 -	1:22.395	17 -	1:24.954	22 -	1:22.055	27 -	1:22.540	32 -	1:21.187
3 -	1:22.341	8 -	1:22.045	13 -	1:23.968	18 -	1:23.549	23 -	1:22.567	28 -	1:22.069	33 -	1:22.494
4 -	1:23.126	9 -	1:23.300	14 -	1:24.398	19 -	1:22.166	24 -	1:22.262	29 -	1:22.245	34 -	<b>1:21.061</b>
5 -	1:22.292	10 -	1:25.656	15 -	1:25.631P	20 -	1:23.443	25 -	1:22.338	30 -	1:22.427	35 -	1:23.804
<b>42</b>	<b>Pochciol</b>	<b>Ford Capri</b>											
1 -	1:30.506	11 -	1:22.873	21 -	1:21.400	31 -	1:22.124						
2 -	1:22.770	12 -	1:21.850	22 -	1:21.802	32 -	1:21.975						
3 -	1:24.046	13 -	1:22.140	23 -	1:21.539	33 -	1:22.920						
4 -	1:22.090	14 -	1:25.859	24 -	<b>1:21.061</b>	34 -	1:21.984						
5 -	1:21.628	15 -	1:21.713	25 -	1:21.770	35 -	1:23.881						
6 -	1:21.926	16 -	1:21.836	26 -	1:22.559	36 -	1:51.928						
7 -	1:21.637	17 -	1:21.922	27 -	1:24.430								
8 -	1:21.464	18 -	1:24.176	28 -	1:22.647								
9 -	1:22.424	19 -	1:25.663P	29 -	1:23.327								
10 -	1:22.982	20 -	2:31.175	30 -	1:22.458								
<b>43</b>	<b>Wrigley/Pochciol</b>	<b>Ford Capri</b>											
1 -	1:28.274	6 -	1:23.668	11 -	1:24.397	16 -	1:28.012P	21 -	1:25.122	26 -	1:25.114	31 -	1:25.425
2 -	1:24.208	7 -	1:24.000	12 -	1:23.939	17 -	2:10.483	22 -	1:25.882	27 -	1:23.981	32 -	1:29.575
3 -	1:25.088	8 -	1:24.257	13 -	1:24.187	18 -	1:24.833	23 -	1:25.379	28 -	1:24.494	33 -	1:26.737
4 -	<b>1:23.482</b>	9 -	1:23.629	14 -	1:24.526	19 -	1:27.724	24 -	1:25.848	29 -	1:24.427	34 -	1:25.688
5 -	1:23.668	10 -	1:24.052	15 -	1:24.228	20 -	1:26.333	25 -	1:26.028	30 -	1:27.110	35 -	1:26.205

**CAR 82 - NON STARTER**  
**Weather/Track: Bright/Dry**

[www.mstworld.com](http://www.mstworld.com)

Page 2 of 3

Donington Park  
 Circuit Length = 1.9790 miles.  
 Start: 12:59 End: 13:50

Printed - 13:53 Monday, 04 May 2015

**Historic Touring Car Challenge for pre-86 Touring Cars**  
**RACE 15 - LAP ANALYSIS - Donington Park - 2/3/4 May 2015**  
 (contd.)

<b>57</b>	<b>Pyke/Paxman</b>	<b>Ford Escort Mk2</b>					
1 - 1:25.494	6 - 1:21.703	11 - 4:53.385	16 - 1:22.153	21 - 1:22.237	26 - 1:22.344	31 - 1:27.533	
2 - 1:21.307	7 - 1:21.223	12 - 1:24.491	17 - 1:22.556	22 - 1:21.630	27 - 1:21.725	32 - 1:38.039P	
3 - 1:20.806	8 - 1:23.712	13 - 1:24.614	18 - 1:21.899	23 - 1:22.255	28 - 1:22.154		
4 - <b>1:20.008</b>	9 - 1:22.896	14 - 1:23.051	19 - 1:23.139	24 - 1:22.148	29 - 1:22.120		
5 - 1:20.079	10 - 1:29.086P	15 - 1:22.356	20 - 1:22.358	25 - 1:22.407	30 - 1:29.468		
<b>111</b>	<b>McKay/Ward</b>	<b>Ford Capri</b>					
1 - 1:40.925	6 - 1:32.778	11 - 1:50.473P					
2 - 1:34.256	7 - 1:32.140						
3 - <b>1:31.679</b>	8 - 1:32.696						
4 - 1:33.090	9 - 1:32.586						
5 - 1:32.494	10 - 1:32.832						
<b>123</b>	<b>Wood</b>	<b>Ford Capri</b>					
1 - 1:23.878	6 - 1:19.842						
2 - 1:19.207	7 - 1:20.189						
3 - 1:19.296	8 - 1:24.872P						
4 - <b>1:18.626</b>							
5 - 1:19.299							

**CAR 82 - NON STARTER**  
**Weather/Track: Bright/Dry**

**Historic Touring Car Challenge for pre-86 Touring Cars**  
**RACE 15 - LAP CHART - Donington Park - 2/3/4 May 2015**

Lap 1			Lap 2			Lap 3			Lap 4			Lap 5		
No	Behind	Laptime	No	Behind	Laptime	No	Behind	Laptime	No	Behind	Laptime	No	Behind	Laptime
8		1:20.681	8		1:18.022	8		1:18.484	123		1:18.626	123		1:19.299
16	1.651	1:22.332	123	4.382	1:19.207	123	5.194	1:19.296	8	5.100	1:28.920P	16	5.716	1:20.543
123	3.197	1:23.878	16	4.913	1:21.284	16	7.589	1:21.160	16	4.472	1:20.703	57	7.388	1:20.079
57	4.813	1:25.494	57	8.098	1:21.307	57	10.420	1:20.806	57	6.608	1:20.008	34	17.991	1:22.292
34	6.034	1:26.715	34	11.835	1:23.823	34	15.692	1:22.341	34	14.998	1:23.126	42	20.734	1:21.628
43	7.593	1:28.274	43	13.779	1:24.208	19	19.730	1:23.895	42	18.405	1:22.090	43	24.414	1:23.668
19	8.023	1:28.704	19	14.319	1:24.318	42	20.135	1:24.046	43	20.045	1:23.482	19	26.018	1:23.845
42	9.825	1:30.506	42	14.573	1:22.770	43	20.383	1:25.088	19	21.472	1:25.562	31	52.442	1:27.674
31	11.193	1:31.874	1	26.844	1:31.230	1	37.880	1:29.520	1	43.407	1:29.347	1	54.867	1:30.759
1	13.636	1:34.317	26	1 LAP	3:09.795	26	1 LAP	1:26.579	26	1 LAP	1:28.096	26	1 LAP	1:31.097
5	16.847	1:37.528	5	32.634	1:33.809	31	40.214	1:25.520	31	44.067	1:27.673	5	1:09.429	1:32.726
111	20.244	1:40.925	31	33.178	1:40.007	5	46.179	1:32.029	5	56.002	1:33.643	111	1:12.138	1:32.494
11	20.872	1:41.553	111	36.478	1:34.256	111	49.673	1:31.679	111	58.943	1:33.090	11	1:12.808	1:32.568
15	21.879	1:42.560	11	38.680	1:35.830	11	51.681	1:31.485	11	59.539	1:31.678			
			15	40.063	1:36.206	15	59.715	1:38.136P						

**CAR 82 - NON STARTER**  
**Weather/Track: Bright/Dry**

Donington Park  
 Circuit Length = 1.9790 miles.  
 Start: 12:59 End: 13:50

**Historic Touring Car Challenge for pre-86 Touring Cars**  
**RACE 15 - LAP CHART - Donington Park - 2/3/4 May 2015**  
 (contd.)

Lap 6			Lap 7			Lap 8			Lap 9			Lap 10		
No	Behind	Laptime	No	Behind	Laptime	No	Behind	Laptime	No	Behind	Laptime	No	Behind	Laptime
123		1:19.842	123		1:20.189	123		1:24.872P	16		1:21.117	16		1:21.299
8	1 LAP	2:37.825	8	1 LAP	1:18.560	16	4.729	1:22.208	57	6.173	1:22.896	1	1 LAP	1:28.788
16	6.613	1:20.739	5	1 LAP	1:32.977	57	9.123	1:23.712	5	1 LAP	1:31.791	57	13.960	1:29.086P
57	9.249	1:21.703	111	1 LAP	1:32.778	5	1 LAP	1:32.503	34	16.723	1:23.300	42	19.119	1:22.982
34	20.149	1:22.000	11	1 LAP	1:32.705	111	1 LAP	1:32.140	42	17.436	1:22.424	34	21.080	1:25.656
42	22.818	1:21.926	16	7.393	1:20.969	11	1 LAP	1:32.263	111	1 LAP	1:32.696	111	1 LAP	1:32.586
43	28.240	1:23.668	57	10.283	1:21.223	15	3 LAPS	1:32.830	11	1 LAP	1:32.738	11	1 LAP	1:32.417
19	29.820	1:23.644	15	3 LAPS	4:34.432	34	19.269	1:22.045	15	3 LAPS	1:32.622	5	1 LAP	1:37.239
31	59.027	1:26.427	34	22.096	1:22.136	42	20.858	1:21.464	43	29.219	1:23.629	43	31.972	1:24.052
26	1 LAP	1:28.683	42	24.266	1:21.637	43	31.436	1:24.257	19	31.868	1:24.229	19	34.587	1:24.018
1	1:05.729	1:30.704	43	32.051	1:24.000	19	33.485	1:24.508	8	1:05.632	1:18.139	15	3 LAPS	1:32.596
			19	33.849	1:24.218	31	1:07.039	1:25.981	26	1 LAP	1:24.962	8	1:02.127	1:17.794
			31	1:05.930	1:27.092	26	1 LAP	1:23.990	31	1:07.561	1:26.368	31	1:13.638	1:27.376
			26	1 LAP	1:24.621	8	1:13.339	1:18.023				26	1 LAP	1:34.465
			1	1:14.805	1:29.265	1	1:18.587	1:28.654						
			8	1:20.188	1:18.033									

**CAR 82 - NON STARTER**  
**Weather/Track: Bright/Dry**

Donington Park  
 Circuit Length = 1.9790 miles.  
 Start: 12:59 End: 13:50

**Historic Touring Car Challenge for pre-86 Touring Cars**  
**RACE 15 - LAP CHART - Donington Park - 2/3/4 May 2015**  
 (contd.)

Lap 11			Lap 12			Lap 13			Lap 14			Lap 15		
No	Behind	Laptime	No	Behind	Laptime	No	Behind	Laptime	No	Behind	Laptime	No	Behind	Laptime
16		1:20.770	16		1:20.964	16		1:20.637	16		1:20.964	16		1:21.273
1	1 LAP	1:28.290	31	1 LAP	1:28.354	31	1 LAP	1:27.705	31	1 LAP	1:26.083	15	4 LAPS	1:31.387
42	21.222	1:22.873	26	2 LAPS	1:25.317	26	2 LAPS	1:25.032	26	2 LAPS	1:27.574	31	1 LAP	1:25.516
34	23.004	1:22.694	1	1 LAP	1:28.331	1	1 LAP	1:27.909	42	28.506	1:25.859	26	2 LAPS	1:24.828
43	35.599	1:24.397	42	22.108	1:21.850	42	23.611	1:22.140	1	1 LAP	1:29.745	42	28.946	1:21.713
19	39.141	1:25.324	34	24.435	1:22.395	34	27.766	1:23.968	34	31.200	1:24.398	34	35.558	1:25.631P
111	1 LAP	1:32.832	43	38.574	1:23.939	43	42.124	1:24.187	43	45.686	1:24.526	1	1 LAP	1:29.247
5	1 LAP	1:31.510	19	42.946	1:24.769	19	46.344	1:24.035	8	48.719	1:17.380	43	48.641	1:24.228
11	1 LAP	1:33.279	5	1 LAP	1:31.891	8	52.303	1:17.519	19	49.576	1:24.196	19	52.589	1:24.286
15	3 LAPS	1:33.417	8	55.421	1:17.929	5	1 LAP	1:31.624	57	2 LAPS	1:24.491	57	2 LAPS	1:24.614
8	58.456	1:17.099	11	1 LAP	1:33.716	57	2 LAPS	4:53.385	5	1 LAP	1:31.889			
			15	3 LAPS	1:33.330	11	1 LAP	1:30.952	11	1 LAP	1:31.812			
			111	1 LAP	1:50.473P	15	3 LAPS	1:32.758						

**CAR 82 - NON STARTER**  
**Weather/Track: Bright/Dry**

Donington Park  
 Circuit Length = 1.9790 miles.  
 Start: 12:59 End: 13:50



**Historic Touring Car Challenge for pre-86 Touring Cars**  
**RACE 15 - LAP CHART - Donington Park - 2/3/4 May 2015**  
 (contd.)

Lap 16			Lap 17			Lap 18			Lap 19			Lap 20		
No	Behind	Laptime	No	Behind	Laptime	No	Behind	Laptime	No	Behind	Laptime	No	Behind	Laptime
16		1:21.492	16		1:21.574	16		1:21.105	16		1:21.143	16		1:24.225P
11	2 LAPS	1:32.323	11	2 LAPS	1:32.202	5	3 LAPS	2:40.331	34	1 LAP	1:23.549	31	2 LAPS	2:27.812
5	2 LAPS	1:37.071P	34	1 LAP	2:25.345	34	1 LAP	1:24.954	5	3 LAPS	1:37.831	34	1 LAP	1:22.166
15	4 LAPS	1:34.653	26	2 LAPS	1:26.775	43	1 LAP	2:10.483	43	1 LAP	1:24.833	43	1 LAP	1:27.724
31	1 LAP	1:25.967	31	1 LAP	1:27.577	26	2 LAPS	1:24.916	26	2 LAPS	1:23.525	5	3 LAPS	1:32.160
26	2 LAPS	1:25.175	15	4 LAPS	1:33.774	11	2 LAPS	1:35.781P	42	37.229	1:25.663P	26	2 LAPS	1:29.379P
42	29.290	1:21.836	42	29.638	1:21.922	42	32.709	1:24.176	15	4 LAPS	1:32.315	11	3 LAPS	2:59.834
1	1 LAP	1:28.464	1	1 LAP	1:28.440	31	1 LAP	1:31.296P	19	1:08.922	1:27.638P	15	4 LAPS	1:31.050
43	55.161	1:28.012P	19	59.289	1:25.209	15	4 LAPS	1:32.682	1	1 LAP	1:32.378P	57	2 LAPS	1:21.899
19	55.654	1:24.557	57	2 LAPS	1:22.356	1	1 LAP	1:27.899	57	2 LAPS	1:22.556	42	1:44.179	2:31.175
57	2 LAPS	1:23.051				19	1:02.427	1:24.243				34	1:45.476	1:23.443
						57	2 LAPS	1:22.153				31	1 LAP	1:27.039
												43	1:56.487	1:26.333
												5	2 LAPS	1:32.140
												19	2:20.284	2:35.587
												11	2 LAPS	1:34.697
												1	1 LAP	2:39.500

**CAR 82 - NON STARTER**  
**Weather/Track: Bright/Dry**

Donington Park  
 Circuit Length = 1.9790 miles.  
 Start: 12:59 End: 13:50

**Historic Touring Car Challenge for pre-86 Touring Cars**  
**RACE 15 - LAP CHART - Donington Park - 2/3/4 May 2015**  
 (contd.)

Lap 21			Lap 22			Lap 23			Lap 24			Lap 25		
No	Behind	Laptime	No	Behind	Laptime	No	Behind	Laptime	No	Behind	Laptime	No	Behind	Laptime
16		2:29.783	16		1:21.767	16		1:21.384	16		1:22.767	16		1:22.125
15	4 LAPS	1:37.480P	11	3 LAPS	1:33.088	19	1 LAP	1:26.887	19	1 LAP	1:27.315	57	2 LAPS	1:22.255
57	2 LAPS	1:23.139	1	2 LAPS	1:32.959	57	2 LAPS	1:22.237	5	3 LAPS	1:33.080	19	1 LAP	1:26.484
42	35.796	1:21.400	57	2 LAPS	1:22.358	11	3 LAPS	1:32.731	57	2 LAPS	1:21.630	5	3 LAPS	1:31.780
34	38.620	1:22.927	26	3 LAPS	3:34.629	1	2 LAPS	1:31.384	11	3 LAPS	1:32.596	26	3 LAPS	1:26.267
31	1 LAP	1:25.575	42	35.831	1:21.802	26	3 LAPS	1:25.111	1	2 LAPS	1:30.965	42	33.925	1:21.770
43	51.826	1:25.122	34	38.908	1:22.055	42	35.986	1:21.539	26	3 LAPS	1:24.850	11	3 LAPS	1:32.004
5	2 LAPS	1:31.743	31	1 LAP	1:25.917	34	40.091	1:22.567	42	34.280	1:21.061	1	2 LAPS	1:31.722
19	1:17.724	1:27.223	43	55.941	1:25.882	31	1 LAP	1:25.358	34	39.586	1:22.262	34	39.799	1:22.338
			5	2 LAPS	1:32.877	43	59.936	1:25.379	31	1 LAP	1:26.394	31	1 LAP	1:28.638
									43	1:03.017	1:25.848	43	1:06.920	1:26.028

**CAR 82 - NON STARTER**  
**Weather/Track: Bright/Dry**

Donington Park  
 Circuit Length = 1.9790 miles.  
 Start: 12:59 End: 13:50

**Historic Touring Car Challenge for pre-86 Touring Cars**  
**RACE 15 - LAP CHART - Donington Park - 2/3/4 May 2015**  
 (contd.)

Lap 26			Lap 27			Lap 28			Lap 29			Lap 30		
No	Behind	Laptime	No	Behind	Laptime	No	Behind	Laptime	No	Behind	Laptime	No	Behind	Laptime
16		1:22.116	16		1:21.853	16		1:21.632	16		1:21.734	16		1:21.628
57	2 LAPS	1:22.148	57	2 LAPS	1:22.407	57	2 LAPS	1:22.344	57	2 LAPS	1:21.725	57	2 LAPS	1:22.154
19	1 LAP	1:26.217	19	1 LAP	1:26.164	19	1 LAP	1:26.111	19	1 LAP	1:26.452	19	1 LAP	1:25.616
5	3 LAPS	1:32.167	26	3 LAPS	1:24.470	15	10 LAPS	10:03.921	42	39.553	1:23.327	42	40.383	1:22.458
26	3 LAPS	1:24.859	42	36.945	1:24.430	42	37.960	1:22.647	26	3 LAPS	1:24.159	34	43.248	1:22.427
42	34.368	1:22.559	34	41.501	1:22.540	26	3 LAPS	1:24.341	34	42.449	1:22.245	26	3 LAPS	1:24.450
34	40.814	1:23.131	5	3 LAPS	1:48.615	34	41.938	1:22.069	15	10 LAPS	1:33.008	15	10 LAPS	1:29.901
11	3 LAPS	1:31.484	11	3 LAPS	1:31.991	5	3 LAPS	1:31.062	5	3 LAPS	1:32.566	31	1 LAP	1:25.939
1	2 LAPS	1:31.799	1	2 LAPS	1:31.045	1	2 LAPS	1:31.809	1	2 LAPS	1:30.827			
31	1 LAP	1:26.556	31	1 LAP	1:25.494	11	3 LAPS	1:33.230	11	3 LAPS	1:31.325			
43	1:09.918	1:25.114	43	1:12.046	1:23.981	31	1 LAP	1:25.467	31	1 LAP	1:25.111			
						43	1:14.908	1:24.494	43	1:17.601	1:24.427			

**CAR 82 - NON STARTER**  
**Weather/Track: Bright/Dry**

Donington Park  
 Circuit Length = 1.9790 miles.  
 Start: 12:59 End: 13:50

**Historic Touring Car Challenge for pre-86 Touring Cars**  
**RACE 15 - LAP CHART - Donington Park - 2/3/4 May 2015**  
 (contd.)

Lap 31			Lap 32			Lap 33			Lap 34			Lap 35		
No	Behind	Laptime	No	Behind	Laptime	No	Behind	Laptime	No	Behind	Laptime	No	Behind	Laptime
16		1:22.978	16		1:22.508	16		1:22.095	16		1:22.877	16		1:24.931
43	1 LAP	1:27.110	31	2 LAPS	1:26.618	43	1 LAP	1:29.575	43	1 LAP	1:26.737	43	1 LAP	1:25.688
1	3 LAPS	1:32.654	43	1 LAP	1:25.425	31	2 LAPS	1:32.040	31	2 LAPS	1:26.659	31	2 LAPS	1:26.285
5	4 LAPS	1:33.827	1	3 LAPS	1:31.166	1	3 LAPS	1:30.759	1	3 LAPS	1:30.266	1	3 LAPS	1:29.635
11	4 LAPS	1:33.119	5	4 LAPS	1:31.190	57	2 LAPS	1:27.533	11	4 LAPS	1:30.981	11	4 LAPS	1:31.439
57	2 LAPS	1:22.120	11	4 LAPS	1:31.177	11	4 LAPS	1:32.927	5	4 LAPS	1:32.028	42	37.878	1:23.881
19	1 LAP	1:25.439	57	2 LAPS	1:29.468	5	4 LAPS	1:35.932	57	2 LAPS	1:38.039P	34	38.304	1:23.804
42	39.529	1:22.124	19	1 LAP	1:25.628	42	39.821	1:22.920	42	38.928	1:21.984	5	4 LAPS	1:32.510
34	42.169	1:21.899	42	38.996	1:21.975	34	41.247	1:22.494	34	39.431	1:21.061	19	1 LAP	1:26.515
26	3 LAPS	1:23.460	34	40.848	1:21.187	19	1 LAP	1:27.094	19	1 LAP	1:25.415	26	3 LAPS	1:23.801
15	10 LAPS	1:29.151	26	3 LAPS	1:24.138	26	3 LAPS	1:24.634	26	3 LAPS	1:24.127			
			15	10 LAPS	1:28.525	15	10 LAPS	1:28.850	15	10 LAPS	1:29.355			

**CAR 82 - NON STARTER**  
**Weather/Track: Bright/Dry**

**Historic Touring Car Challenge for pre-86 Touring Cars**  
**RACE 15 - LAP CHART - Donington Park - 2/3/4 May 2015**  
 (contd.)

Lap 36			Lap 37			Lap 38			Lap 39			Lap 40		
No	Behind	Laptime	No	Behind	Laptime	No	Behind	Laptime	No	Behind	Laptime	No	Behind	Laptime
16		1:26.003												
15	11 LAPS	1:39.078												
43	1 LAP	1:26.205												
31	2 LAPS	1:26.651												
1	3 LAPS	1:29.851												
11	4 LAPS	1:34.722												
5	4 LAPS	1:32.486												
19	1 LAP	1:27.217												
26	3 LAPS	1:25.127												
42	1:03.803	1:51.928												

**CAR 82 - NON STARTER**  
**Weather/Track: Bright/Dry**

**HSCC Jaguar Heritage Challenge for pre-66 Jaguar Cars**  
**RACE 16 - QUALIFYING - Donington Park - 2/3/4 May 2015**

POS	NO	CL	DRIVER	CAR	TIME	LAPS	GAP	MPH
1	80	E	O'Connell/Kirklady	Jaguar E-type	1:19.102	16		90.06
2	63	E	Nicoll-Jones	Jaguar E-type	1:20.043	15	0.941	89.00
3	2	E	Folch/Stretton	Jaguar E-type	1:20.306	17	1.204	88.71
4	25	E	Melling/Dodd	Jaguar E-type	1:20.854	16	1.752	88.11
5	30	E	Shuckburgh/Hancock	Jaguar E-type	1:20.861	15	1.759	88.10
6	89	E	Ward/Young	Jaguar E-type	1:21.079	16	1.977	87.87
7	59	E	Mahmoud	Jaguar E-type	1:23.434	15	4.332	85.39
8	72	E	Boot	Jaguar E-type	1:23.607	16	4.505	85.21
9	95	E	Wakeman	Jaguar E-type	1:23.888	17	4.786	84.92
10	17	E	Gate/Coyne	Jaguar E-type	1:23.919	15	4.817	84.89
11	10	E	Butler	Jaguar E-type	1:24.696	14	5.594	84.11
12	88	E	Ketvel	Jaguar E-type	1:25.486	17	6.384	83.34
13	5	E	Bergs/Denty	Jaguar E-type	1:25.491	15	6.389	83.33
14	51	E	Spencer	Jaguar E-type	1:27.274	16	8.172	81.63
15	55	D	Truslove	Jaguar E-type	1:27.293	8	8.191	81.61
16	27	A	English/Lockie	Jaguar XK120	1:27.313	7	8.211	81.59
17	9	C	Eastick	Jaguar D-type	1:27.517	10	8.415	81.40
18	15	E	Castaldini	Jaguar E-type	1:28.380	10	9.278	80.61
19	86	E	Huebner	Jaguar E-type	1:28.812	16	9.710	80.21
20	24	D	Binfield	Jaguar E-type	1:28.895	16	9.793	80.14
21	69	B	Burton/Cleland	Jaguar Mk1	1:29.154	15	10.052	79.91
22	61	B	Meadon/Wallace	Jaguar Mk1	1:29.279	14	10.177	79.79
23	99	A	Scholey/Finburgh	Jaguar XK120	1:30.174	15	11.072	79.00
24	21	A	Newall	Jaguar XK120	1:30.266	10	11.164	78.92
25	20	C	Friedrichs	Jaguar C-type	1:31.192	7	12.090	78.12
26	16	B	Barclay	Jaguar Mk1	1:33.134	13	14.032	76.49
27	56	D	Lanfranchi	Jaguar E-type	1:33.150	10	14.048	76.48
28	68	A	Gordon	Jaguar XK150	1:34.432	15	15.330	75.44
29	90	E	Newman	Jaguar E-type	1:35.083	13	15.981	74.92
30	57	C	Sykes/Walker	Jaguar C-type	1:41.932	12	22.830	69.89

Weather/Track: Cloud/Dry

These results are provisional until the conclusion of any judicial and technical matters.

Donington Park  
Circuit Length = 1.9790 miles.  
Start: 09:44 End: 10:09

Clerk of the Course:		Timekeeper:
----------------------	--	-------------

**HSCC Jaguar Heritage Challenge for pre-66 Jaguar Cars**  
**RACE 16 - QUALIFYING LAP ANALYSIS - Donington Park - 2/3/4 May 2015**

<b>2</b>	<b>Folch/Stretton</b>	Jaguar E-type			
1 - X:00.000	6 - 1:23.715	11 - 1:24.536	16 - <b>1:20.306</b>		
2 - 1:30.282	7 - 1:33.358P	12 - 1:22.787	17 - 1:20.916		
3 - 1:26.330	8 - 2:25.031	13 - 1:23.136			
4 - 1:23.462	9 - 1:22.417	14 - 1:28.949			
5 - 1:23.901	10 - 1:21.258	15 - 1:21.154			
<b>5</b>	<b>Bergs/Denty</b>	Jaguar E-type			
1 - X:00.000	6 - 1:25.916	11 - 1:34.931			
2 - 1:31.241	7 - 1:26.726	12 - 1:33.374			
3 - 1:28.921	8 - 1:35.640P	13 - 1:31.848			
4 - 1:26.924	9 - 3:08.828	14 - 1:31.252			
5 - <b>1:25.491</b>	10 - 1:35.409	15 - 1:31.125			
<b>9</b>	<b>Eastick</b>	Jaguar D-type			
1 - X:00.000	6 - 1:30.023				
2 - 1:29.159	7 - 1:29.509				
3 - 1:29.792	8 - 1:28.677				
4 - 9:15.080P	9 - <b>1:27.517</b>				
5 - 3:02.490	10 - 1:27.710				
<b>10</b>	<b>Butler</b>	Jaguar E-type			
1 - X:00.000	6 - 1:26.375	11 - 1:25.836			
2 - 1:31.672	7 - 1:26.263	12 - <b>1:24.696</b>			
3 - 1:34.011	8 - 1:36.143P	13 - 1:25.349			
4 - 1:29.339	9 - 6:00.909	14 - 1:24.726			
5 - 1:26.730	10 - 1:29.228				
<b>15</b>	<b>Castaldini</b>	Jaguar E-type			
1 - X:00.000	6 - 3:41.534				
2 - 3:59.799	7 - <b>1:28.380</b>				
3 - 1:31.409	8 - 1:28.994				
4 - 1:30.422	9 - 1:28.838				
5 - 1:39.881P	10 - 1:54.128P				
<b>16</b>	<b>Barclay</b>	Jaguar Mk1			
1 - X:00.000	6 - 2:14.440	11 - 1:41.391			
2 - 1:41.969	7 - 1:40.097	12 - 1:40.614			
3 - 1:37.937	8 - 1:41.670	13 - 1:46.369P			
4 - 1:41.258	9 - 1:33.443				
5 - 1:45.245P	10 - <b>1:33.134</b>				

Weather/Track: Cloud/Dry

**HSCC Jaguar Heritage Challenge for pre-66 Jaguar Cars**  
**RACE 16 - QUALIFYING LAP ANALYSIS - Donington Park - 2/3/4 May 2015**  
 (contd.)

<b>17</b>	<b>Gate/Coyne</b>	Jaguar E-type			
1 - X:00.000	6 - 1:24.010	11 - 1:28.680			
2 - 1:25.928	7 - <b>1:23.919</b>	12 - 1:29.065			
3 - 1:27.700	8 - 1:36.611P	13 - 1:32.095			
4 - 1:26.914	9 - 3:23.537	14 - 1:28.875			
5 - 1:27.407	10 - 1:27.831	15 - 1:29.681			
<b>20</b>	<b>Friedrichs</b>	Jaguar C-type			
1 - X:00.000	6 - 1:31.769				
2 - <b>1:31.192</b>	7 - 1:41.274P				
3 - 1:35.136					
4 - 1:34.861					
5 - 1:32.734					
<b>21</b>	<b>Newall</b>	Jaguar XK120			
1 - X:00.000	6 - 1:52.636P				
2 - 1:31.463	7 - 8:45.234				
3 - 1:30.821	8 - 1:30.758				
4 - 1:30.694	9 - <b>1:30.266</b>				
5 - 1:30.969	10 - 1:40.294P				
<b>24</b>	<b>Binfield</b>	Jaguar E-type			
1 - X:00.000	6 - 1:37.216	11 - 1:33.469	16 - 1:29.377		
2 - 1:37.052	7 - 1:29.298	12 - 1:29.507			
3 - 1:35.020	8 - 1:30.066	13 - 1:29.952			
4 - 1:33.562	9 - 1:31.299	14 - 1:29.317			
5 - 1:32.993	10 - <b>1:28.895</b>	15 - 1:28.949			
<b>25</b>	<b>Melling/Dodd</b>	Jaguar E-type			
1 - X:00.000	6 - 1:29.602	11 - 1:20.947	16 - 1:30.102		
2 - 1:31.467	7 - 1:28.494	12 - <b>1:20.854</b>			
3 - 1:29.274	8 - 1:35.577P	13 - 1:23.831			
4 - 1:27.574	9 - 3:09.058	14 - 1:30.290			
5 - 1:32.376	10 - 1:21.496	15 - 1:25.120			
<b>27</b>	<b>English/Lockie</b>	Jaguar XK120			
1 - X:00.000	6 - X:00.000				
2 - 1:38.153	7 - 1:42.179				
3 - 1:28.832					
4 - <b>1:27.313</b>					
5 - 1:36.659P					

Weather/Track: Cloud/Dry



**HSCC Jaguar Heritage Challenge for pre-66 Jaguar Cars**  
**RACE 16 - QUALIFYING LAP ANALYSIS - Donington Park - 2/3/4 May 2015**  
 (contd.)

<b>30</b>	<b>Shuckburgh/Hancock</b>	Jaguar E-type	
1 - X:00.000	6 - 1:38.936P	11 - 1:33.492	
2 - 1:33.427	7 - 2:28.619	12 - 1:30.112	
3 - 1:25.310	8 - 1:28.262P	13 - 1:40.859	
4 - 1:22.796	9 - 3:08.808	14 - 1:24.265	
5 - 1:24.968	10 - 1:21.122	15 - <b>1:20.861</b>	
<b>51</b>	<b>Spencer</b>	Jaguar E-type	
1 - X:00.000	6 - 1:32.273	11 - 1:28.879	16 - 1:27.979
2 - 1:31.473	7 - 1:29.924	12 - 1:28.938	
3 - 1:33.460	8 - 1:28.849	13 - 1:29.102	
4 - 1:31.203	9 - 1:29.421	14 - 1:29.180	
5 - 1:32.655	10 - 1:28.730	15 - <b>1:27.274</b>	
<b>55</b>	<b>Truslove</b>	Jaguar E-type	
1 - X:00.000	6 - 1:41.454P		
2 - 1:28.964	7 - 4:03.229		
3 - 1:27.592	8 - <b>1:27.293</b>		
4 - 1:28.790			
5 - 1:29.316			
<b>56</b>	<b>Lanfranchi</b>	Jaguar E-type	
1 - X:00.000	6 - 1:39.433		
2 - 1:38.410	7 - 1:34.079		
3 - 1:38.160	8 - 1:33.403		
4 - 1:37.961	9 - <b>1:33.150</b>		
5 - 1:38.573	10 - 1:42.603P		
<b>57</b>	<b>Sykes/Walker</b>	Jaguar C-type	
1 - X:00.000	6 - 1:50.238P	11 - 1:43.150	
2 - 1:46.818	7 - 3:26.454	12 - 1:51.391P	
3 - 1:43.734	8 - 1:44.709		
4 - <b>1:41.932</b>	9 - 1:46.194		
5 - 1:45.121	10 - 1:45.380		
<b>59</b>	<b>Mahmoud</b>	Jaguar E-type	
1 - X:00.000	6 - 2:32.807	11 - 1:24.608	
2 - 1:27.812	7 - 1:25.122	12 - 1:23.694	
3 - 1:26.523	8 - 1:26.580	13 - <b>1:23.434</b>	
4 - 1:28.786	9 - 1:27.842	14 - 1:25.874	
5 - 1:35.126P	10 - 1:27.403	15 - 1:39.676P	

Weather/Track: Cloud/Dry

**HSCC Jaguar Heritage Challenge for pre-66 Jaguar Cars**  
**RACE 16 - QUALIFYING LAP ANALYSIS - Donington Park - 2/3/4 May 2015**  
 (contd.)

<b>61</b>	<b>Meadon/Wallace</b>	<b>Jaguar Mk1</b>			
1 - X:00.000	6 - 3:57.212	11 - 1:29.501			
2 - 1:34.128	7 - 1:31.318	12 - 1:30.091			
3 - 1:33.487	8 - 1:31.417	13 - 1:30.381			
4 - 1:32.935	9 - 1:32.339	14 - <b>1:29.279</b>			
5 - 1:42.871P	10 - 1:29.538				
<b>63</b>	<b>Nicoll-Jones</b>	<b>Jaguar E-type</b>			
1 - X:00.000	6 - 1:22.250	11 - 2:45.031			
2 - 1:26.446	7 - 1:21.389	12 - 1:28.767			
3 - 1:25.590	8 - 1:20.950	13 - 1:20.717			
4 - 1:21.471	9 - <b>1:20.043</b>	14 - 1:24.466			
5 - 1:21.264	10 - 1:28.684P	15 - 1:23.792			
<b>68</b>	<b>Gordon</b>	<b>Jaguar XK150</b>			
1 - X:00.000	6 - 1:39.332	11 - 1:36.996			
2 - 1:52.052	7 - 1:38.298	12 - 1:38.151			
3 - 1:48.283	8 - 1:39.151	13 - <b>1:34.432</b>			
4 - 1:45.862	9 - 1:39.760	14 - 1:37.151			
5 - 1:41.447	10 - 1:37.510	15 - 1:35.245			
<b>69</b>	<b>Burton/Cleland</b>	<b>Jaguar Mk1</b>			
1 - X:00.000	6 - 1:33.883	11 - 1:31.876			
2 - 1:41.933	7 - 1:32.783	12 - 1:29.991			
3 - 1:35.415	8 - 1:31.483	13 - 1:30.518			
4 - 1:43.337P	9 - 1:31.293	14 - <b>1:29.154</b>			
5 - 2:36.596	10 - 1:30.443	15 - 1:29.340			
<b>72</b>	<b>Boot</b>	<b>Jaguar E-type</b>			
1 - X:00.000	6 - 1:24.657	11 - 1:28.938	16 - 1:40.451P		
2 - 1:33.135	7 - <b>1:23.607</b>	12 - 1:27.330			
3 - 1:31.077	8 - 1:26.699	13 - 1:27.515			
4 - 1:25.600	9 - 1:26.831	14 - 1:24.111			
5 - 1:24.697	10 - 1:23.860	15 - 1:24.852			
<b>80</b>	<b>O'Connell/Kirkclady</b>	<b>Jaguar E-type</b>			
1 - X:00.000	6 - 1:20.264	11 - 1:20.541	16 - <b>1:19.102</b>		
2 - 1:23.888	7 - 1:37.182P	12 - 1:20.157			
3 - 1:23.225	8 - 3:11.160	13 - 1:40.663			
4 - 1:21.198	9 - 1:22.019	14 - 1:42.190			
5 - 1:21.191	10 - 1:24.520	15 - 1:27.899			

Weather/Track: Cloud/Dry

**HSCC Jaguar Heritage Challenge for pre-66 Jaguar Cars**  
**RACE 16 - QUALIFYING LAP ANALYSIS - Donington Park - 2/3/4 May 2015**  
 (contd.)


<b>86</b>	<b>Huebner</b>	Jaguar E-type			
1 - X:00.000	6 - 1:30.341	11 - 1:28.814	16 - <b>1:28.812</b>		
2 - 1:35.115	7 - 1:31.591	12 - 1:28.932			
3 - 1:37.910	8 - 1:30.611	13 - 1:29.352			
4 - 1:34.862	9 - 1:30.264	14 - 1:30.181			
5 - 1:32.921	10 - 1:28.873	15 - 1:30.305			
<b>88</b>	<b>Ketvel</b>	Jaguar E-type			
1 - X:00.000	6 - 1:27.409	11 - 1:27.459	16 - 1:26.497		
2 - 1:46.727	7 - 1:29.561	12 - <b>1:25.486</b>	17 - 1:26.988		
3 - 1:31.895	8 - 1:27.761	13 - 1:26.124			
4 - 1:33.513	9 - 1:28.680	14 - 1:26.587			
5 - 1:28.462	10 - 1:30.075	15 - 1:27.992			
<b>89</b>	<b>Ward/Young</b>	Jaguar E-type			
1 - X:00.000	6 - 1:47.560P	11 - 1:21.552	16 - 1:23.087		
2 - <b>1:21.079</b>	7 - 2:32.567	12 - 1:22.553			
3 - 1:21.334	8 - 1:24.576	13 - 1:22.193			
4 - 1:25.808	9 - 1:24.225	14 - 1:23.186			
5 - 1:22.201	10 - 1:22.237	15 - 1:21.898			
<b>90</b>	<b>Newman</b>	Jaguar E-type			
1 - X:00.000	6 - 1:38.047	11 - 3:25.359			
2 - 1:39.081	7 - 1:37.973	12 - 1:35.948			
3 - 1:37.155	8 - 1:36.682	13 - 1:45.121P			
4 - 1:39.290	9 - <b>1:35.083</b>				
5 - 1:39.949	10 - 1:40.918P				
<b>95</b>	<b>Wakeman</b>	Jaguar E-type			
1 - X:00.000	6 - 1:29.758	11 - 1:27.052	16 - 1:24.671		
2 - 1:29.226	7 - 1:28.657	12 - 1:27.176	17 - 1:24.321		
3 - <b>1:23.888</b>	8 - 1:36.652P	13 - 1:26.041			
4 - 1:26.948	9 - 2:32.319	14 - 1:25.804			
5 - 1:28.343	10 - 1:27.510	15 - 1:24.263			
<b>99</b>	<b>Scholey/Finburgh</b>	Jaguar XK120			
1 - X:00.000	6 - 1:33.019	11 - 1:31.678			
2 - 1:33.652	7 - 1:32.590	12 - 1:33.428			
3 - 1:32.528	8 - 1:39.462P	13 - 1:31.041			
4 - 1:32.799	9 - 3:05.173	14 - 1:30.656			
5 - 1:31.984	10 - 1:31.988	15 - <b>1:30.174</b>			

Weather/Track: Cloud/Dry

# HSCC Jaguar Heritage Challenge for pre-66 Jaguar Cars

## RACE 16 - GRID - Donington Park - 2/3/4 May 2015

ROW 15	90 Newman	57 Sykes/Walker
ROW 14	56 Lanfranchi	68 Gordon
ROW 13	20 Friedrichs	16 Barclay
ROW 12	99 Scholey/Finburgh	21 Newall
ROW 11	69 Burton/Cleland	61 Meadon/Wallace
ROW 10	86 Huebner	24 Binfield
ROW 9	9 Eastick	15 Castaldini
ROW 8	55 Truslove	27 English/Lockie
ROW 7	5 Bergs/Denty	51 Spencer
ROW 6	10 Butler	88 Ketvel
ROW 5	95 Wakeman	17 Gate/Coyne
ROW 4	59 Mahmoud	72 Boot
ROW 3	30 Shuckburgh/Hancock	89 Ward/Young
ROW 2	2 Folch/Stretton	25 Melling/Dodd
ROW 1	80 O'Connell/Kirk lady	63 Nicoll-Jones
	<b>POLE</b>	



**Weather/Track: Cloud/Dry**

**These results are provisional until the conclusion of any judicial and technical matters.**

Donington Park  
Circuit Length = 1.9790 miles.  
Start: 09:44 End: 10:09

Clerk of the Course:

Timekeeper:

# HSCC Jaguar Heritage Challenge for pre-66 Jaguar Cars

## RACE 16 - CLASSIFICATION - Donington Park - 2/3/4 May 2015

POS	NO	CL	DRIVER	CAR	TIME	LAPS	GAP	MPH	BEST
1	80	E	O'Connell/Kirkclady	Jaguar E-type	58:47.977	27		54.49	1:19.961
2	2	E	Folch/Stretton	Jaguar E-type	58:56.278	27	8.301	54.36	1:21.132
3	89	E	Ward/Young	Jaguar E-type	59:12.413	27	24.436	54.11	1:20.312
4	30	E	Hancock/Shuckburgh	Jaguar E-type	59:13.594	27	25.617	54.09	1:20.917
5	25	E	Melling/Dodd	Jaguar E-type	59:35.672	27	47.695	53.76	1:21.475
6	83	E	Fisken/Verdon Roe	Jaguar E-type	59:39.150	27	51.173	53.71	1:22.341
7	59	E	Mahmoud	Jaguar E-type	1:00:11.072	27	1:23.095	53.23	1:24.235
8	95	E	Wakeman	Jaguar E-type	58:54.955	26	1 LAP	52.36	1:24.605
9	17	E	Coyne/Gate	Jaguar E-type	59:21.001	26	1 LAP	51.98	1:25.192
10	51	E	Spencer	Jaguar E-type	59:50.864	26	1 LAP	51.55	1:27.196
11	9	C	Eastick	Jaguar D-type	59:51.907	26	1 LAP	51.53	1:27.652
12	86	E	Huebner	Jaguar E-type	1:00:11.046	26	1 LAP	51.26	1:28.464
13	24	D	Binfield	Jaguar E-type	58:58.208	25	2 LAPS	50.30	1:29.340
14	99	A	Scholey/Finburgh	Jaguar XK120	59:15.988	25	2 LAPS	50.05	1:30.015
15	5	E	Denty/Bergs	Jaguar E-type	59:25.331	25	2 LAPS	49.92	1:27.373
16	16	B	Barclay	Jaguar Mk1	59:40.784	25	2 LAPS	49.70	1:32.111
17	61	B	Meaden/Wallace	Jaguar Mk1	59:41.257	25	2 LAPS	49.70	1:31.852
18	88	E	Ketvel	Jaguar E-type	1:00:16.032	25	2 LAPS	49.22	1:27.764
19	68	A	Gordon	Jaguar XK150	59:23.591	24	3 LAPS	47.95	1:36.077
20	69	B	Burton/Cleland	Jaguar Mk1	59:44.831	24	3 LAPS	47.66	1:31.314
21	27	INV	Lockie/English	Jaguar XK120	57:35.969	23	4 LAPS	47.38	1:25.630
22	20	C	Friedrichs	Jaguar C-type	58:51.424	23	4 LAPS	46.36	1:27.847
23	57	C	Sykes/Walker	Jaguar C-type	59:28.899	21	6 LAPS	41.89	1:39.440
24	10	E	Butler	Jaguar E-type	59:21.220	19	8 LAPS	37.97	1:25.569
25	56	D	Lanfranchi	Jaguar E-type	39:48.028	12	15 LAPS	35.75	1:33.678
26	63	E	Nicoll-Jones	Jaguar E-type	34:12.994	9	18 LAPS	31.17	1:19.334
27	21	A	Newall	Jaguar XK120	31:51.175	7	20 LAPS	26.03	1:30.600
28	90	E	Newman	Jaguar E-type	7:12.488	4	23 LAPS	65.63	1:42.093
29	72	E	Boot	Jaguar E-type	4:23.118	3	24 LAPS	80.80	1:25.042

### FASTEST LAP

63	E	Nicoll-Jones	Jaguar E-type	1:19.334	2	89.80mph	144.52kph
27	INV	Lockie/English	Jaguar XK120	1:25.630	9	83.20mph	133.89kph
9	C	Eastick	Jaguar D-type	1:27.652	24	81.28mph	130.80kph
24	D	Binfield	Jaguar E-type	1:29.340	18	79.74mph	128.33kph
99	A	Scholey/Finburgh	Jaguar XK120	1:30.015	23	79.14mph	127.37kph
69	B	Burton/Cleland	Jaguar Mk1	1:31.314	22	78.02mph	125.56kph

CARS 15, 55 - NON STARTERS. Race Suspension at 14:19. Restart at 14:36.

Weather/Track: Bright/Dry

These results are provisional until the conclusion of any judicial and technical matters.

Donington Park

Circuit Length = 1.9790 miles.

Start: 14:07 End: 15:06

Clerk of the Course:

Timekeeper:

**HSCC Jaguar Heritage Challenge for pre-66 Jaguar Cars**  
**RACE 16 - CLASSIFICATION - Donington Park - 2/3/4 May 2015**

POS	NO	CL	DRIVER	CAR	TIME	LAPS	GAP	MPH	BEST
1	80	E	O'Connell/Kirkclady	Jaguar E-type	58:47.977	27		54.49	1:19.961
2	2	E	Folch/Stretton	Jaguar E-type	58:56.278	27	8.301	54.36	1:21.132
3	89	E	Ward/Young	Jaguar E-type	59:12.413	27	24.436	54.11	1:20.312
4	30	E	Hancock/Shuckburgh	Jaguar E-type	59:13.594	27	25.617	54.09	1:20.917
5	25	E	Melling/Dodd	Jaguar E-type	59:35.672	27	47.695	53.76	1:21.475
6	83	E	Fisken/Verdon Roe	Jaguar E-type	59:39.150	27	51.173	53.71	1:22.341
7	59	E	Mahmoud	Jaguar E-type	1:00:11.072	27	1:23.095	53.23	1:24.235
8	95	E	Wakeman	Jaguar E-type	58:54.955	26	1 LAP	52.36	1:24.605
9	17	E	Coyne/Gate	Jaguar E-type	59:21.001	26	1 LAP	51.98	1:25.192
10	51	E	Spencer	Jaguar E-type	59:50.864	26	1 LAP	51.55	1:27.196
11	86	E	Huebner	Jaguar E-type	1:00:11.046	26	1 LAP	51.26	1:28.464
12	5	E	Denty/Bergs	Jaguar E-type	59:25.331	25	2 LAPS	49.92	1:27.373
13	88	E	Ketvel	Jaguar E-type	1:00:16.032	25	2 LAPS	49.22	1:27.764
14	10	E	Butler	Jaguar E-type	59:21.220	19	8 LAPS	37.97	1:25.569
15	63	E	Nicoll-Jones	Jaguar E-type	34:12.994	9	18 LAPS	31.17	1:19.334
16	90	E	Newman	Jaguar E-type	7:12.488	4	23 LAPS	65.63	1:42.093
17	72	E	Boot	Jaguar E-type	4:23.118	3	24 LAPS	80.80	1:25.042

FASTEST LAP							
63	E	Nicoll-Jones	Jaguar E-type	1:19.334	2	89.80mph	144.52kph

**CARS 15, 55 - NON STARTERS. Race Suspension at 14:19. Restart at 14:36.**

**Weather/Track: Bright/Dry**

**These results are provisional until the conclusion of any judicial and technical matters.**

Donington Park

Circuit Length = 1.9790 miles.

Start: 14:07 End: 15:06

Clerk of the Course:

Timekeeper:

**HSCC Jaguar Heritage Challenge for pre-66 Jaguar Cars**  
**RACE 16 - CLASSIFICATION - Donington Park - 2/3/4 May 2015**  
 (contd.)

POS	NO	CL	DRIVER	CAR	TIME	LAPS	GAP	MPH	BEST
1	9	C	Eastick	Jaguar D-type	59:51.907	26		51.53	1:27.652
2	20	C	Friedrichs	Jaguar C-type	58:51.424	23	3 LAPS	46.36	1:27.847
3	57	C	Sykes/Walker	Jaguar C-type	59:28.899	21	5 LAPS	41.89	1:39.440
FASTEST LAP									
9	C	Eastick	Jaguar D-type	1:27.652	24	81.28mph	130.80kph		

**CARS 15, 55 - NON STARTERS. Race Suspension at 14:19. Restart at 14:36.**  
**Weather/Track: Bright/Dry**  
**These results are provisional until the conclusion of any judicial and technical matters.**

Donington Park  
 Circuit Length = 1.9790 miles.  
 Start: 14:07 End: 15:06

Clerk of the Course:	Timekeeper:
----------------------	-------------

**HSCC Jaguar Heritage Challenge for pre-66 Jaguar Cars**  
**RACE 16 - CLASSIFICATION - Donington Park - 2/3/4 May 2015**  
 (contd.)

POS	NO	CL	DRIVER	CAR	TIME	LAPS	GAP	MPH	BEST
1	24	D	Binfield	Jaguar E-type	58:58.208	25		50.30	1:29.340
2	56	D	Lanfranchi	Jaguar E-type	39:48.028	12	13 LAPS	35.75	1:33.678
FASTEST LAP									
	24	D	Binfield	Jaguar E-type	1:29.340	18	79.74mph	128.33kph	

**CARS 15, 55 - NON STARTERS. Race Suspension at 14:19. Restart at 14:36.**  
**Weather/Track: Bright/Dry**  
**These results are provisional until the conclusion of any judicial and technical matters.**

Donington Park  
 Circuit Length = 1.9790 miles.  
 Start: 14:07 End: 15:06

Clerk of the Course:		Timekeeper:
----------------------	--	-------------



**HSCC Jaguar Heritage Challenge for pre-66 Jaguar Cars**  
**RACE 16 - CLASSIFICATION - Donington Park - 2/3/4 May 2015**  
 (contd.)

POS	NO	CL	DRIVER	CAR	TIME	LAPS	GAP	MPH	BEST
1	99	A	Scholey/Finburgh	Jaguar XK120	59:15.988	25		50.05	1:30.015
2	68	A	Gordon	Jaguar XK150	59:23.591	24	1 LAP	47.95	1:36.077
3	21	A	Newall	Jaguar XK120	31:51.175	7	18 LAPS	26.03	1:30.600
FASTEST LAP									
99	A	Scholey/Finburgh	Jaguar XK120	1:30.015	23	79.14mph	127.37kph		

**CARS 15, 55 - NON STARTERS. Race Suspension at 14:19. Restart at 14:36.**  
**Weather/Track: Bright/Dry**  
**These results are provisional until the conclusion of any judicial and technical matters.**

Donington Park  
 Circuit Length = 1.9790 miles.  
 Start: 14:07 End: 15:06

Clerk of the Course:		Timekeeper:
----------------------	--	-------------

**HSCC Jaguar Heritage Challenge for pre-66 Jaguar Cars**  
**RACE 16 - CLASSIFICATION - Donington Park - 2/3/4 May 2015**  
 (contd.)

POS	NO	CL	DRIVER	CAR	TIME	LAPS	GAP	MPH	BEST
1	16	B	Barclay	Jaguar Mk1	59:40.784	25		49.70	1:32.111
2	61	B	Meaden/Wallace	Jaguar Mk1	59:41.257	25	0.473	49.70	1:31.852
3	69	B	Burton/Cleland	Jaguar Mk1	59:44.831	24	1 LAP	47.66	1:31.314
FASTEST LAP									
69	B	Burton/Cleland	Jaguar Mk1	1:31.314	22	78.02mph	125.56kph		

**CARS 15, 55 - NON STARTERS. Race Suspension at 14:19. Restart at 14:36.**  
**Weather/Track: Bright/Dry**  
**These results are provisional until the conclusion of any judicial and technical matters.**

Donington Park  
 Circuit Length = 1.9790 miles.  
 Start: 14:07 End: 15:06

Clerk of the Course:		Timekeeper:
----------------------	--	-------------

**HSCC Jaguar Heritage Challenge for pre-66 Jaguar Cars**  
**RACE 16 - CLASSIFICATION - Donington Park - 2/3/4 May 2015**  
 (contd.)

POS	NO	CL	DRIVER	CAR	TIME	LAPS	GAP	MPH	BEST
1	27	INV	Lockie/English	Jaguar XK120	57:35.969	23		47.38	1:25.630
				FASTEST LAP					
	27	INV	Lockie/English	Jaguar XK120	1:25.630	9	83.20mph	133.89kph	

**CARS 15, 55 - NON STARTERS. Race Suspension at 14:19. Restart at 14:36.**  
**Weather/Track: Bright/Dry**  
**These results are provisional until the conclusion of any judicial and technical matters.**

Donington Park  
 Circuit Length = 1.9790 miles.  
 Start: 14:07 End: 15:06

Clerk of the Course:		Timekeeper:
----------------------	--	-------------

## HSCC Jaguar Heritage Challenge for pre-66 Jaguar Cars

### RACE 16 - LAP ANALYSIS - Donington Park - 2/3/4 May 2015

<b>2</b>	<b>Folch/Stretton</b>					Jaguar E-type					
1 -	1:28.507	6 -	1:38.673	11 -	1:23.566	16 -	1:22.146	21 -	1:21.892	26 -	1:21.893
2 -	1:22.869	7 -	X:00.000	12 -	1:27.732P	17 -	1:22.170	22 -	1:21.473	27 -	1:21.421
3 -	1:23.081	8 -	2:23.709	13 -	2:43.041	18 -	1:21.609	23 -	<b>1:21.132</b>		
4 -	1:22.925	9 -	1:22.604	14 -	1:21.701	19 -	1:21.739	24 -	1:21.699		
5 -	1:27.903	10 -	1:23.587	15 -	1:22.052	20 -	1:22.447	25 -	1:21.267		
<b>5</b>	<b>Denty/Bergs</b>					Jaguar E-type					
1 -	1:37.191	6 -	1:31.724	11 -	1:33.947	16 -	1:35.976	21 -	1:30.499		
2 -	<b>1:27.373</b>	7 -	X:00.000	12 -	1:33.876	17 -	1:31.631	22 -	1:31.991		
3 -	1:28.757	8 -	2:19.541	13 -	1:32.670	18 -	1:33.393	23 -	1:31.101		
4 -	1:36.586	9 -	1:31.322P	14 -	1:32.842	19 -	1:32.051	24 -	1:31.596		
5 -	1:32.989	10 -	3:06.506	15 -	1:34.807	20 -	1:30.189	25 -	1:31.142		
<b>9</b>	<b>Eastick</b>					Jaguar D-type					
1 -	1:40.077	6 -	1:36.209	11 -	1:33.140P	16 -	1:29.683	21 -	1:28.174	26 -	1:29.284
2 -	1:29.207	7 -	X:00.000	12 -	2:55.830	17 -	1:29.830	22 -	1:29.607		
3 -	1:31.115	8 -	2:19.087	13 -	1:30.332	18 -	1:28.778	23 -	1:27.805		
4 -	1:32.583	9 -	1:30.404	14 -	1:28.264	19 -	1:29.297	24 -	<b>1:27.652</b>		
5 -	1:34.347	10 -	1:28.410	15 -	1:29.547	20 -	1:27.890	25 -	1:27.753		
<b>10</b>	<b>Butler</b>					Jaguar E-type					
1 -	X:00.000	6 -	2:44.548	11 -	1:25.992	16 -	1:28.315				
2 -	1:29.272	7 -	1:25.922	12 -	1:27.851	17 -	1:26.826				
3 -	1:29.408	8 -	1:26.498	13 -	1:27.136	18 -	<b>1:25.569</b>				
4 -	1:28.148	9 -	1:25.696	14 -	1:26.484	19 -	1:28.662				
5 -	1:31.525P	10 -	1:25.831	15 -	1:26.619						
<b>16</b>	<b>Barclay</b>					Jaguar Mk1					
1 -	1:47.592	6 -	1:40.302	11 -	2:56.576	16 -	1:33.010	21 -	1:32.420		
2 -	1:34.203	7 -	X:00.000	12 -	1:33.489	17 -	1:34.057	22 -	1:33.554		
3 -	1:32.166	8 -	2:19.070	13 -	1:35.874	18 -	1:33.177	23 -	1:33.175		
4 -	1:34.257	9 -	1:33.033	14 -	1:34.275	19 -	1:32.260	24 -	1:32.420		
5 -	1:39.706	10 -	1:38.072P	15 -	1:33.177	20 -	<b>1:32.111</b>	25 -	1:33.557		
<b>17</b>	<b>Coyne/Gate</b>					Jaguar E-type					
1 -	1:35.559	6 -	1:27.715	11 -	1:25.736	16 -	2:35.879	21 -	1:29.241	26 -	1:30.497
2 -	1:27.957	7 -	X:00.000	12 -	1:26.082	17 -	1:28.484	22 -	1:27.805		
3 -	1:27.962	8 -	2:19.114	13 -	<b>1:25.192</b>	18 -	1:29.932	23 -	1:28.850		
4 -	1:34.858	9 -	1:27.500	14 -	1:26.912	19 -	1:29.376	24 -	1:29.449		
5 -	1:30.957	10 -	1:25.492	15 -	1:29.757P	20 -	1:40.230	25 -	1:29.294		

CARS 15, 55 - NON STARTERS. Race Suspension at 14:19. Restart at 14:36.  
Weather/Track: Bright/Dry

**HSCC Jaguar Heritage Challenge for pre-66 Jaguar Cars**  
**RACE 16 - LAP ANALYSIS - Donington Park - 2/3/4 May 2015**  
 (contd.)

<b>20</b>	<b>Friedrichs</b>	Jaguar C-type				
1 - 1:44.793	6 - 1:34.413	11 - 1:29.478	16 - 1:27.859	21 - 1:29.487		
2 - 1:31.570	7 - X:00.000P	12 - 1:28.500	17 - <b>1:27.847</b>	22 - 1:29.607		
3 - 1:29.898	8 - 2:57.840	13 - 1:31.095	18 - 1:27.981	23 - 1:28.797		
4 - 1:32.927	9 - 1:29.247	14 - 1:28.239	19 - 1:28.323			
5 - 1:34.193	10 - 1:29.133	15 - 1:30.388	20 - 1:29.239			
<b>21</b>	<b>Newall</b>	Jaguar XK120				
1 - 1:41.464	6 - 1:35.640					
2 - <b>1:30.600</b>	7 - X:00.000					
3 - 1:30.916						
4 - 1:38.219						
5 - 1:34.506						
<b>24</b>	<b>Binfield</b>	Jaguar E-type				
1 - 1:42.503	6 - 1:36.971	11 - 1:31.686	16 - 1:30.296	21 - 1:32.291		
2 - 1:31.098	7 - X:00.000	12 - 1:32.411	17 - 1:29.463	22 - 1:31.056		
3 - 1:31.069	8 - 2:21.223	13 - 1:37.399P	18 - <b>1:29.340</b>	23 - 1:29.465		
4 - 1:31.692	9 - 1:32.441	14 - 2:49.012	19 - 1:32.569	24 - 1:30.748		
5 - 1:36.584	10 - 1:31.353	15 - 1:30.631	20 - 1:30.655	25 - 1:32.633		
<b>25</b>	<b>Melling/Dodd</b>	Jaguar E-type				
1 - 1:34.789	6 - 1:34.777	11 - 2:44.216	16 - 1:21.643	21 - 1:22.297	26 - 1:21.479	
2 - 1:28.135	7 - X:00.000	12 - 1:22.014	17 - 1:22.408	22 - 1:22.770	27 - 1:25.391	
3 - 1:30.653	8 - 2:20.671	13 - <b>1:21.475</b>	18 - 1:23.352	23 - 1:21.925		
4 - 1:49.206	9 - 1:32.079	14 - 1:21.773	19 - 1:22.347	24 - 1:22.085		
5 - 1:34.542	10 - 1:35.861P	15 - 1:22.878	20 - 1:22.124	25 - 1:21.781		
<b>27</b>	<b>Lockie/English</b>	Jaguar XK120				
1 - 1:35.784	6 - 1:31.694	11 - 1:26.506	16 - 1:38.909	21 - 1:39.042		
2 - 1:27.592	7 - X:00.000	12 - 1:55.131P	17 - 1:37.260	22 - 1:37.635		
3 - 1:28.258	8 - 2:21.554	13 - 3:19.751	18 - 1:37.658	23 - 1:50.868		
4 - 1:27.173	9 - <b>1:25.630</b>	14 - 1:38.124	19 - 1:35.576			
5 - 1:29.795	10 - 1:25.825	15 - 1:37.844	20 - 1:36.781			
<b>30</b>	<b>Hancock/Shuckburgh</b>	Jaguar E-type				
1 - 1:27.779	6 - 1:44.891	11 - 1:21.639	16 - 1:24.468	21 - 1:23.316	26 - 1:22.403	
2 - 1:21.463	7 - X:00.000	12 - 1:21.567	17 - 1:24.923P	22 - 1:24.197	27 - 1:28.652	
3 - 1:21.407	8 - 2:24.308	13 - 1:22.013	18 - 2:43.600	23 - 1:22.434		
4 - <b>1:20.917</b>	9 - 1:21.439	14 - 1:22.132	19 - 1:24.827	24 - 1:23.766		
5 - 1:26.548	10 - 1:21.778	15 - 1:21.768	20 - 1:24.675	25 - 1:23.166		

**CARS 15, 55 - NON STARTERS. Race Suspension at 14:19. Restart at 14:36.**  
**Weather/Track: Bright/Dry**

**HSCC Jaguar Heritage Challenge for pre-66 Jaguar Cars**  
**RACE 16 - LAP ANALYSIS - Donington Park - 2/3/4 May 2015**  
 (contd.)

<b>51</b>	<b>Spencer</b>	Jaguar E-type				
1 - 1:38.177	6 - 1:32.228	11 - 1:36.792P	16 - 1:29.570	21 - 1:28.574	26 - 1:30.313	
2 - 1:28.046	7 - X:00.000	12 - 2:53.744	17 - 1:28.119	22 - 1:27.820		
3 - 1:28.843	8 - 2:21.210	13 - 1:28.394	18 - 1:28.969	23 - 1:28.380		
4 - 1:32.516	9 - 1:31.671	14 - 1:27.872	19 - 1:28.493	24 - 1:28.399		
5 - 1:34.186	10 - 1:30.890	15 - <b>1:27.196</b>	20 - 1:28.286	25 - 1:27.650		
<b>56</b>	<b>Lanfranchi</b>	Jaguar E-type				
1 - 1:46.621	6 - 1:41.472	11 - 1:39.815P				
2 - 1:37.436	7 - X:00.000	12 - 3:10.341P				
3 - 1:34.068	8 - 2:16.015					
4 - 1:37.843	9 - 1:35.756					
5 - 1:43.236	10 - <b>1:33.678</b>					
<b>57</b>	<b>Sykes/Walker</b>	Jaguar C-type				
1 - 1:53.253	6 - X:00.000	11 - 1:46.288P	16 - 1:46.170	21 - 1:49.792		
2 - 1:41.076	7 - 1:40.712	12 - 3:17.364	17 - 1:45.055			
3 - 1:42.094	8 - 1:40.106	13 - 1:48.306	18 - 1:44.089			
4 - 1:42.516	9 - <b>1:39.440</b>	14 - 1:46.336	19 - 1:44.676			
5 - 1:43.088	10 - 1:39.839	15 - 1:46.151	20 - 1:42.172			
<b>59</b>	<b>Mahmoud</b>	Jaguar E-type				
1 - 1:29.911	6 - 1:41.372	11 - 1:24.974	16 - 1:24.843	21 - <b>1:24.235</b>	26 - 1:25.681	
2 - 1:24.242	7 - X:00.000	12 - 1:25.357	17 - 1:27.441	22 - 1:24.585	27 - 1:29.420	
3 - 1:25.120	8 - 2:23.744	13 - 1:25.584	18 - 1:24.329	23 - 1:26.875		
4 - 1:25.120	9 - 1:25.758	14 - 1:31.949P	19 - 1:27.245	24 - 1:26.311		
5 - 1:33.116	10 - 1:24.584	15 - 2:49.462	20 - 1:25.056	25 - 1:25.521		
<b>61</b>	<b>Meaden/Wallace</b>	Jaguar Mk1				
1 - 1:47.349	6 - 1:41.099	11 - 1:35.111P	16 - 1:34.583	21 - 1:32.668		
2 - 1:35.499	7 - X:00.000	12 - 2:57.918	17 - 1:33.797	22 - 1:33.809		
3 - <b>1:31.852</b>	8 - 2:17.997	13 - 1:34.994	18 - 1:34.668	23 - 1:33.438		
4 - 1:34.479	9 - 1:32.866	14 - 1:34.570	19 - 1:32.461	24 - 1:32.686		
5 - 1:39.182	10 - 1:32.018	15 - 1:32.733	20 - 1:32.461	25 - 1:33.549		
<b>63</b>	<b>Nicoll-Jones</b>	Jaguar E-type				
1 - 1:26.840	6 - 1:44.347					
2 - <b>1:19.334</b>	7 - X:00.000					
3 - 1:21.563	8 - 2:34.153P					
4 - 1:21.199	9 - 2:35.820					
5 - 1:23.264						

**CARS 15, 55 - NON STARTERS. Race Suspension at 14:19. Restart at 14:36.**  
**Weather/Track: Bright/Dry**

**HSCC Jaguar Heritage Challenge for pre-66 Jaguar Cars**  
**RACE 16 - LAP ANALYSIS - Donington Park - 2/3/4 May 2015**  
 (contd.)

<b>68</b>	<b>Gordon</b>	<b>Jaguar XK150</b>				
1 - 1:49.573	6 - 1:51.079	11 - 1:37.662	16 - 1:37.062	21 - 1:37.053		
2 - 1:38.020	7 - X:00.000	12 - 1:38.110	17 - 1:36.646	22 - <b>1:36.077</b>		
3 - 1:37.822	8 - 2:15.210	13 - 1:37.468	18 - 1:38.452	23 - 1:36.812		
4 - 1:42.388	9 - 1:44.105P	14 - 1:37.270	19 - 1:36.907	24 - 1:43.728		
5 - 1:46.044	10 - 3:02.010	15 - 1:36.100	20 - 1:37.758			
<b>69</b>	<b>Burton/Cleland</b>	<b>Jaguar Mk1</b>				
1 - 1:45.807	6 - X:00.000	11 - 1:32.900	16 - 1:32.263	21 - 1:31.760		
2 - 1:34.411	7 - 2:21.937	12 - 1:34.464	17 - 1:32.299	22 - <b>1:31.314</b>		
3 - 1:33.308	8 - 1:43.769P	13 - 1:33.155	18 - 1:33.499	23 - 1:31.566		
4 - 1:49.891P	9 - 3:06.138	14 - 1:32.547	19 - 1:32.223	24 - 1:31.639		
5 - 2:27.276	10 - 1:33.523	15 - 1:40.525	20 - 1:31.732			
<b>72</b>	<b>Boot</b>	<b>Jaguar E-type</b>				
1 - 1:32.039						
2 - 1:26.037						
3 - <b>1:25.042</b>						
<b>80</b>	<b>O'Connell/Kirk lady</b>	<b>Jaguar E-type</b>				
1 - 1:25.335	6 - 1:43.116	11 - <b>1:19.961</b>	16 - 1:24.280	21 - 1:22.205	26 - 1:22.682	
2 - 1:20.780	7 - X:00.000	12 - 1:21.082	17 - 1:21.646	22 - 1:21.483	27 - 1:22.552	
3 - 1:21.626	8 - 2:28.410	13 - 1:24.976P	18 - 1:22.621	23 - 1:22.955		
4 - 1:21.143	9 - 1:21.056	14 - 2:42.996	19 - 1:21.775	24 - 1:21.072		
5 - 1:23.027	10 - 1:20.601	15 - 1:22.430	20 - 1:20.848	25 - 1:21.439		
<b>83</b>	<b>Fisken/Verdon Roe</b>	<b>Jaguar E-type</b>				
1 - 1:36.248	6 - 1:32.012	11 - <b>1:22.341</b>	16 - 1:23.660	21 - 1:24.421	26 - 1:25.172	
2 - 1:27.275	7 - X:00.000	12 - 1:26.302	17 - 1:24.588	22 - 1:23.177	27 - 1:25.751	
3 - 1:24.162	8 - 2:22.771	13 - 1:26.932P	18 - 1:25.498	23 - 1:25.928		
4 - 1:31.677	9 - 1:24.151	14 - 2:45.576	19 - 1:23.969	24 - 1:23.840		
5 - 1:28.163	10 - 1:22.753	15 - 1:24.475	20 - 1:24.718	25 - 1:23.522		
<b>86</b>	<b>Huebner</b>	<b>Jaguar E-type</b>				
1 - 1:40.956	6 - 1:38.610	11 - 2:55.819	16 - 1:30.837	21 - 1:30.595	26 - 1:29.513	
2 - 1:29.712	7 - X:00.000	12 - 1:30.880	17 - 1:29.430	22 - 1:28.864		
3 - 1:30.374	8 - 2:21.559	13 - 1:29.386	18 - 1:29.132	23 - <b>1:28.464</b>		
4 - 1:33.103	9 - 1:32.409	14 - 1:29.349	19 - 1:28.527	24 - 1:29.441		
5 - 1:34.906	10 - 1:35.398P	15 - 1:29.563	20 - 1:29.996	25 - 1:28.986		

**CARS 15, 55 - NON STARTERS. Race Suspension at 14:19. Restart at 14:36.**  
**Weather/Track: Bright/Dry**

**HSCC Jaguar Heritage Challenge for pre-66 Jaguar Cars**  
**RACE 16 - LAP ANALYSIS - Donington Park - 2/3/4 May 2015**  
 (contd.)

<b>88</b>	<b>Ketvel</b>	<b>Jaguar E-type</b>					
1 - 1:39.455	6 - 1:35.038	11 - 1:31.456	16 - 1:30.723	21 - 1:29.692			
2 - 1:28.007	7 - X:00.000	12 - 1:32.914	17 - 1:33.930P	22 - 1:30.050			
3 - 1:32.160	8 - 1:31.287	13 - 1:32.455	18 - 2:49.664	23 - 1:29.693			
4 - 1:32.209	9 - 1:29.672	14 - 1:29.360	19 - 1:29.341	24 - 1:28.698			
5 - 1:34.429	10 - 1:29.142	15 - 1:28.715	20 - <b>1:27.764</b>	25 - 1:29.958			
<b>89</b>	<b>Ward/Young</b>	<b>Jaguar E-type</b>					
1 - 1:28.102	6 - 1:40.308	11 - 2:45.939	16 - 1:22.884	21 - 1:22.324	26 - 1:23.246		
2 - 1:20.586	7 - X:00.000	12 - 1:23.023	17 - 1:23.439	22 - 1:23.179	27 - 1:25.027		
3 - <b>1:20.312</b>	8 - 2:26.048	13 - 1:23.179	18 - 1:24.323	23 - 1:22.604			
4 - 1:20.393	9 - 1:20.853	14 - 1:22.977	19 - 1:22.306	24 - 1:22.728			
5 - 1:27.668	10 - 1:23.525P	15 - 1:23.818	20 - 1:23.717	25 - 1:22.822			
<b>90</b>	<b>Newman</b>	<b>Jaguar E-type</b>					
1 - 1:53.230							
2 - <b>1:42.093</b>							
3 - 1:42.482							
4 - 1:54.683P							
<b>95</b>	<b>Wakeman</b>	<b>Jaguar E-type</b>					
1 - 1:35.868	6 - 1:31.261	11 - 1:26.068	16 - 1:26.114	21 - 1:25.998	26 - 1:25.818		
2 - 1:28.347	7 - X:00.000	12 - 1:25.848	17 - 1:25.638	22 - 1:25.988			
3 - 1:28.691	8 - 2:19.728	13 - <b>1:24.605</b>	18 - 1:26.917	23 - 1:26.382			
4 - 1:26.412	9 - 1:28.192	14 - 1:33.305P	19 - 1:26.858	24 - 1:27.278			
5 - 1:30.825	10 - 1:26.597	15 - 2:45.724	20 - 1:25.893	25 - 1:26.776			
<b>99</b>	<b>Scholey/Finburgh</b>	<b>Jaguar XK120</b>					
1 - 1:44.195	6 - 1:41.371	11 - 1:36.606P	16 - 1:31.019	21 - 1:31.327			
2 - 1:32.495	7 - X:00.000	12 - 2:51.801	17 - 1:30.393	22 - 1:30.806			
3 - 1:31.972	8 - 2:17.151	13 - 1:34.945	18 - 1:31.140	23 - <b>1:30.015</b>			
4 - 1:41.420	9 - 1:34.906	14 - 1:33.557	19 - 1:30.827	24 - 1:30.548			
5 - 1:40.011	10 - 1:34.029	15 - 1:31.461	20 - 1:30.461	25 - 1:34.389			

**CARS 15, 55 - NON STARTERS. Race Suspension at 14:19. Restart at 14:36.**  
**Weather/Track: Bright/Dry**



**HSCC Jaguar Heritage Challenge for pre-66 Jaguar Cars**  
**RACE 16 - LAP CHART - Donington Park - 2/3/4 May 2015**

Lap 1			Lap 2			Lap 3			Lap 4			Lap 5		
No	Behind	Laptime	No	Behind	Laptime	No	Behind	Laptime	No	Behind	Laptime	No	Behind	Laptime
80		1:25.335	80		1:20.780	63		1:21.563	80		1:21.143	80		1:23.027
63	1.505	1:26.840	63	0.059	1:19.334	80	0.004	1:21.626	63	0.052	1:21.199	63	0.289	1:23.264
30	2.444	1:27.779	89	2.573	1:20.586	89	1.263	1:20.312	89	0.509	1:20.393	89	5.150	1:27.668
89	2.767	1:28.102	30	3.127	1:21.463	30	2.912	1:21.407	30	2.682	1:20.917	30	6.203	1:26.548
2	3.172	1:28.507	2	5.261	1:22.869	2	6.720	1:23.081	2	8.498	1:22.925	57	1 LAP	1:42.516
59	4.576	1:29.911	59	8.038	1:24.242	59	11.536	1:25.120	59	15.509	1:25.120	2	13.374	1:27.903
72	6.704	1:32.039	72	11.961	1:26.037	72	15.381	1:25.042	27	29.923	1:27.173	90	1 LAP	1:54.683P
25	9.454	1:34.789	25	16.809	1:28.135	83	19.948	1:24.162	95	30.434	1:26.412	59	25.598	1:33.116
17	10.224	1:35.559	27	17.261	1:27.592	17	23.741	1:27.962	83	30.478	1:31.677	83	35.614	1:28.163
27	10.449	1:35.784	17	17.401	1:27.957	27	23.897	1:28.258	17	37.452	1:34.858	27	36.691	1:29.795
95	10.533	1:35.868	83	17.408	1:27.275	95	25.169	1:28.691	51	38.698	1:32.516	95	38.232	1:30.825
83	10.913	1:36.248	95	18.100	1:28.347	5	25.584	1:28.757	5	41.023	1:36.586	17	45.382	1:30.957
5	11.856	1:37.191	5	18.449	1:27.373	25	25.840	1:30.653	88	42.947	1:32.209	51	49.857	1:34.186
51	12.842	1:38.177	51	20.108	1:28.046	51	27.329	1:28.843	9	44.098	1:32.583	5	50.985	1:32.989
88	14.120	1:39.455	88	21.347	1:28.007	88	31.885	1:32.160	86	45.261	1:33.103	88	54.349	1:34.429
9	14.742	1:40.077	9	23.169	1:29.207	9	32.662	1:31.115	24	47.478	1:31.692	9	55.418	1:34.347
86	15.621	1:40.956	86	24.553	1:29.712	86	33.305	1:30.374	20	50.304	1:32.927	86	57.140	1:34.906
21	16.129	1:41.464	21	25.949	1:30.600	21	35.243	1:30.916	21	52.315	1:38.219	24	1:01.035	1:36.584
24	17.168	1:42.503	24	27.486	1:31.098	24	36.933	1:31.069	25	53.899	1:49.206	20	1:01.470	1:34.193
99	18.860	1:44.195	20	30.248	1:31.570	20	38.524	1:29.898	16	59.334	1:34.257	21	1:03.794	1:34.506
20	19.458	1:44.793	99	30.575	1:32.495	99	40.925	1:31.972	61	1:00.295	1:34.479	25	1:05.414	1:34.542
69	20.472	1:45.807	69	34.103	1:34.411	69	45.789	1:33.308	99	1:01.198	1:41.420	16	1:16.013	1:39.706
56	21.286	1:46.621	16	35.680	1:34.203	16	46.224	1:32.166	56	1:07.084	1:37.843	61	1:16.450	1:39.182
61	22.014	1:47.349	61	36.733	1:35.499	61	46.963	1:31.852	69	1:14.533	1:49.891P	99	1:18.182	1:40.011
16	22.257	1:47.592	56	37.942	1:37.436	56	50.388	1:34.068	68	1:18.919	1:42.388	56	1:27.293	1:43.236
68	24.238	1:49.573	68	41.478	1:38.020	68	57.678	1:37.822				68	1:41.936	1:46.044
90	27.895	1:53.230	57	48.214	1:41.076	57	1:08.686	1:42.094						
57	27.918	1:53.253	90	49.208	1:42.093	90	1:10.068	1:42.482						

**CARS 15, 55 - NON STARTERS. Race Suspension at 14:19. Restart at 14:36.**  
**Weather/Track: Bright/Dry**

Donington Park  
Circuit Length = 1.9790 miles.  
Start: 14:07 End: 15:06

**HSCC Jaguar Heritage Challenge for pre-66 Jaguar Cars**  
**RACE 16 - LAP CHART - Donington Park - 2/3/4 May 2015**  
 (contd.)

Lap 6			Lap 7			Lap 8			Lap 9			Lap 10		
No	Behind	Laptime	No	Behind	Laptime	No	Behind	Laptime	No	Behind	Laptime	No	Behind	Laptime
80		1:43.116	80		20:25.880	80		2:28.410	80		1:21.056	80		1:20.601
63	1.520	1:44.347	63	2.114	20:26.474	89	1.183	2:26.048	89	0.980	1:20.853	63	1 LAP	2:35.820
89	2.342	1:40.308	89	3.545	20:27.083	30	1.514	2:24.308	30	1.897	1:21.439	30	3.074	1:21.778
57	1 LAP	1:43.088	30	5.616	20:23.518	2	1.790	2:23.709	2	3.338	1:22.604	89	3.904	1:23.525P
30	7.978	1:44.891	2	6.491	20:23.440	59	2.545	2:23.744	83	6.154	1:24.151	2	6.324	1:23.587
2	8.931	1:38.673	59	7.211	20:09.237	83	3.059	2:22.771	59	7.247	1:25.758	83	8.306	1:22.753
59	23.854	1:41.372	83	8.698	20:10.068	27	4.112	2:21.554	27	8.686	1:25.630	59	11.230	1:24.584
83	24.510	1:32.012	27	10.968	20:11.579	95	5.639	2:19.728	17	12.420	1:27.500	27	13.910	1:25.825
27	25.269	1:31.694	95	14.321	20:13.824	17	5.976	2:19.114	95	12.775	1:28.192	17	17.311	1:25.492
95	26.377	1:31.261	17	15.272	20:11.171	63	7.857	2:34.153P	9	20.258	1:30.404	95	18.771	1:26.597
17	29.981	1:27.715	69	1 LAP	20:06.885	69	1 LAP	2:21.937	5	20.741	1:31.322P	9	28.067	1:28.410
69	1 LAP	2:27.276	51	17.615	20:04.526	51	10.415	2:21.210	51	21.030	1:31.671	51	31.319	1:30.890
51	38.969	1:32.228	5	19.344	20:05.631	5	10.475	2:19.541	86	26.493	1:32.409	24	37.579	1:31.353
5	39.593	1:31.724	9	20.233	19:57.602	9	10.910	2:19.087	24	26.827	1:32.441	10	7 LAPS	1:29.408
88	46.271	1:35.038	86	21.991	19:55.237	86	15.140	2:21.559	25	27.480	1:32.079	86	41.290	1:35.398P
9	48.511	1:36.209	24	22.629	19:53.619	24	15.442	2:21.223	16	29.207	1:33.033	61	40.837	1:32.018
86	52.634	1:38.610	25	24.196	19:53.001	25	16.457	2:20.671	61	29.420	1:32.866	88	1 LAP	1:29.672
20	52.767	1:34.413	16	26.570	19:39.251	16	17.230	2:19.070	10	7 LAPS	1:29.272	25	42.740	1:35.861P
24	54.890	1:36.971	61	28.023	19:39.470	61	17.610	2:17.997	99	32.291	1:34.906	99	45.719	1:34.029
21	56.318	1:35.640	99	29.700	19:39.143	99	18.441	2:17.151	69	1 LAP	1:43.769P	16	46.678	1:38.072P
25	57.075	1:34.777	56	31.516	19:31.747	56	19.121	2:16.015	88	1 LAP	1:31.287	56	46.898	1:33.678
16	1:13.199	1:40.302	68	34.254	19:10.235	68	21.054	2:15.210	56	33.821	1:35.756	57	2 LAPS	1:40.106
61	1:14.433	1:41.099				10	7 LAPS	31:50.918	57	2 LAPS	1:40.712			
99	1:16.437	1:41.371				21	1 LAP	22:19.830	68	44.103	1:44.105P			
56	1:25.649	1:41.472				88	1 LAP	22:30.220	20	2 LAPS	24:10.570P			
68	1:49.899	1:51.079				57	2 LAPS	23:10.376						

CARS 15, 55 - NON STARTERS. Race Suspension at 14:19. Restart at 14:36.  
 Weather/Track: Bright/Dry

Donington Park  
 Circuit Length = 1.9790 miles.  
 Start: 14:07 End: 15:06

**HSCC Jaguar Heritage Challenge for pre-66 Jaguar Cars**  
**RACE 16 - LAP CHART - Donington Park - 2/3/4 May 2015**  
 (contd.)

Lap 11			Lap 12			Lap 13			Lap 14			Lap 15		
No	Behind	Laptime	No	Behind	Laptime	No	Behind	Laptime	No	Behind	Laptime	No	Behind	Laptime
80		1:19.961	80		1:21.082	80		1:24.976P	30		1:22.132	30		1:21.768
30	4.752	1:21.639	57	3 LAPS	1:39.440	30	2.274	1:22.013	89	1 LAP	1:23.179	16	2 LAPS	1:35.874
2	9.929	1:23.566	30	5.237	1:21.567	89	1 LAP	1:23.023	56	2 LAPS	3:10.341P	20	4 LAPS	1:29.478
83	10.686	1:22.341	89	1 LAP	2:45.939	57	3 LAPS	1:39.839	2	1 LAP	2:43.041	27	2 LAPS	3:19.751
59	16.243	1:24.974	83	15.906	1:26.302	83	17.862	1:26.932P	68	2 LAPS	1:38.110	89	1 LAP	1:22.977
27	20.455	1:26.506	2	16.579	1:27.732P	59	21.126	1:25.584	59	28.669	1:31.949P	69	3 LAPS	1:34.464
17	23.086	1:25.736	59	20.518	1:25.357	17	28.302	1:25.192	17	30.808	1:26.912	2	1 LAP	1:21.701
95	24.878	1:26.068	17	28.086	1:26.082	95	29.273	1:24.605	57	3 LAPS	1:46.288P	83	1 LAP	2:45.576
9	41.246	1:33.140P	95	29.644	1:25.848	25	1 LAP	1:22.014	95	38.172	1:33.305P	68	2 LAPS	1:37.468
5	1 LAP	3:06.506	25	1 LAP	2:44.216	9	1 LAP	2:55.830	25	1 LAP	1:21.475	17	38.797	1:29.757P
10	7 LAPS	1:28.148	27	54.504	1:55.131P	51	1 LAP	2:53.744	10	8 LAPS	2:44.548	25	1 LAP	1:21.773
51	48.150	1:36.792P	86	1 LAP	2:55.819	86	1 LAP	1:30.880	9	1 LAP	1:30.332	10	8 LAPS	1:25.922
24	49.304	1:31.686	10	7 LAPS	1:31.525P	61	1 LAP	2:57.918	51	1 LAP	1:28.394	9	1 LAP	1:28.264
88	1 LAP	1:29.142	5	1 LAP	1:33.947	99	1 LAP	2:51.801	86	1 LAP	1:29.386	51	1 LAP	1:27.872
61	55.987	1:35.111P	24	1:00.633	1:32.411	5	1 LAP	1:33.876	5	1 LAP	1:32.670	86	1 LAP	1:29.349
69	2 LAPS	3:06.138	88	1 LAP	1:31.456	88	1 LAP	1:32.914	88	1 LAP	1:32.455	24	1 LAP	2:49.012
99	1:02.364	1:36.606P	16	1 LAP	2:56.576	16	1 LAP	1:33.489	61	1 LAP	1:34.994	80	1:19.252	1:22.430
20	3 LAPS	2:57.840	69	2 LAPS	1:33.523	24	1:13.056	1:37.399P	80	1:18.590	2:42.996			
68	1 LAP	3:02.010	20	3 LAPS	1:29.247	20	3 LAPS	1:29.133	99	1 LAP	1:34.945			
56	1:06.752	1:39.815P	68	1 LAP	1:37.662	69	2 LAPS	1:32.900						

**CARS 15, 55 - NON STARTERS. Race Suspension at 14:19. Restart at 14:36.**  
**Weather/Track: Bright/Dry**

Donington Park  
 Circuit Length = 1.9790 miles.  
 Start: 14:07 End: 15:06

**HSCC Jaguar Heritage Challenge for pre-66 Jaguar Cars**  
**RACE 16 - LAP CHART - Donington Park - 2/3/4 May 2015**  
 (contd.)

Lap 16			Lap 17			Lap 18			Lap 19			Lap 20		
No	Behind	Laptime	No	Behind	Laptime	No	Behind	Laptime	No	Behind	Laptime	No	Behind	Laptime
30		1:24.468	30		1:24.923P	80		1:22.621	80		1:21.775	80		1:20.848
88	2 LAPS	1:29.360	88	2 LAPS	1:28.715	51	1 LAP	1:28.119	68	2 LAPS	1:36.646	27	2 LAPS	1:37.658
5	2 LAPS	1:32.842	89	1 LAP	1:22.884	9	1 LAP	1:29.830	30	8.244	1:24.827	2	11.912	1:22.447
20	4 LAPS	1:28.500	2	1 LAP	1:22.146	30	5.192	2:43.600	51	1 LAP	1:28.969	30	12.071	1:24.675
99	2 LAPS	1:33.557	20	4 LAPS	1:31.095	2	10.349	1:21.609	2	10.313	1:21.739	89	16.894	1:23.717
89	1 LAP	1:23.818	99	2 LAPS	1:31.461	89	13.494	1:24.323	9	1 LAP	1:28.778	51	1 LAP	1:28.493
61	2 LAPS	1:34.570	5	2 LAPS	1:34.807	86	1 LAP	1:29.430	89	14.025	1:22.306	9	1 LAP	1:29.297
2	1 LAP	1:22.052	61	2 LAPS	1:32.733	24	1 LAP	1:29.463	86	1 LAP	1:29.132	68	2 LAPS	1:38.452
16	2 LAPS	1:34.275	83	1 LAP	1:23.660	83	27.686	1:25.498	24	1 LAP	1:29.340	86	1 LAP	1:28.527
69	3 LAPS	1:33.155	16	2 LAPS	1:33.177	88	1 LAP	1:33.930P	83	29.880	1:23.969	83	33.750	1:24.718
27	2 LAPS	1:38.124	69	3 LAPS	1:32.547	20	3 LAPS	1:30.388	20	3 LAPS	1:27.859	88	2 LAPS	2:49.664
83	1 LAP	1:24.475	17	1 LAP	2:35.879	99	1 LAP	1:30.393	25	43.079	1:22.347	24	1 LAP	1:32.569
59	1 LAP	2:49.462	27	2 LAPS	1:37.844	57	4 LAPS	1:46.336	99	1 LAP	1:31.140	25	44.355	1:22.124
95	1 LAP	2:45.724	59	1 LAP	1:24.843	5	1 LAP	1:31.631	59	50.647	1:27.245	20	3 LAPS	1:27.847
25	1 LAP	1:22.878	25	1 LAP	1:21.643	25	42.507	1:23.352	17	52.894	1:29.376	99	1 LAP	1:30.827
68	2 LAPS	1:37.270	95	1 LAP	1:26.114	61	1 LAP	1:33.797	5	1 LAP	1:33.393	59	54.855	1:25.056
10	8 LAPS	1:26.498	68	2 LAPS	1:36.100	59	45.177	1:24.329	61	1 LAP	1:34.668	95	1:03.126	1:25.893
9	1 LAP	1:29.547	10	8 LAPS	1:25.696	17	45.293	1:29.932	95	58.081	1:26.858	5	1 LAP	1:32.051
51	1 LAP	1:27.196	9	1 LAP	1:29.683	16	1 LAP	1:34.057	16	1 LAP	1:33.177	61	1 LAP	1:32.461
57	4 LAPS	3:17.364	51	1 LAP	1:29.570	95	52.998	1:26.917	57	4 LAPS	1:46.151	16	1 LAP	1:32.260
80	1:19.064	1:24.280	80	1:15.787	1:21.646	69	2 LAPS	1:32.263	69	2 LAPS	1:32.299	17	1:12.276	1:40.230
86	1 LAP	1:29.563	86	1 LAP	1:30.837	27	1 LAP	1:37.260	10	7 LAPS	1:27.851	69	2 LAPS	1:33.499
24	1 LAP	1:30.631	2	1:27.148	1:22.170	10	7 LAPS	1:25.992						
			24	1 LAP	1:30.296									
			89	1:27.579	1:23.439									
			57	4 LAPS	1:48.306									
			88	1 LAP	1:30.723									
			20	3 LAPS	1:28.239									
			83	1:40.596	1:24.588									
			99	1 LAP	1:31.019									
			61	1 LAP	1:34.583									
			5	1 LAP	1:35.976									
			16	1 LAP	1:33.010									
			17	1:53.769	1:28.484									
			25	1:57.563	1:22.408									
			59	1:59.256	1:27.441									
			69	2 LAPS	1:40.525									
			95	2:04.489	1:25.638									
			27	1 LAP	1:38.909									
			10	7 LAPS	1:25.831									
			68	1 LAP	1:37.062									

**CARS 15, 55 - NON STARTERS. Race Suspension at 14:19. Restart at 14:36.**  
**Weather/Track: Bright/Dry**

Donington Park  
 Circuit Length = 1.9790 miles.  
 Start: 14:07 End: 15:06

**HSCC Jaguar Heritage Challenge for pre-66 Jaguar Cars**  
**RACE 16 - LAP CHART - Donington Park - 2/3/4 May 2015**  
 (contd.)

Lap 21			Lap 22			Lap 23			Lap 24			Lap 25		
No	Behind	Laptime	No	Behind	Laptime	No	Behind	Laptime	No	Behind	Laptime	No	Behind	Laptime
80		1:22.205	80		1:21.483	80		1:22.955	80		1:21.072	80		1:21.439
10	8 LAPS	1:27.136	10	8 LAPS	1:26.484	17	1 LAP	1:27.805	5	2 LAPS	1:31.991	68	3 LAPS	1:36.077
57	5 LAPS	1:46.170	69	3 LAPS	1:32.223	61	2 LAPS	1:32.668	2	10.393	1:21.699	99	2 LAPS	1:30.015
2	11.599	1:21.892	2	11.589	1:21.473	16	2 LAPS	1:32.420	17	1 LAP	1:28.850	2	10.221	1:21.267
30	13.182	1:23.316	30	15.896	1:24.197	2	9.766	1:21.132	30	18.069	1:23.766	17	1 LAP	1:29.449
27	2 LAPS	1:35.576	89	18.709	1:23.179	10	8 LAPS	1:26.619	10	8 LAPS	1:28.315	30	19.796	1:23.166
89	17.013	1:22.324	57	5 LAPS	1:45.055	30	15.375	1:22.434	89	20.014	1:22.728	5	2 LAPS	1:31.101
51	1 LAP	1:28.286	51	1 LAP	1:28.574	69	3 LAPS	1:31.732	61	2 LAPS	1:33.809	89	21.397	1:22.822
9	1 LAP	1:27.890	27	2 LAPS	1:36.781	89	18.358	1:22.604	16	2 LAPS	1:33.554	10	8 LAPS	1:26.826
83	35.966	1:24.421	9	1 LAP	1:28.174	51	1 LAP	1:27.820	69	3 LAPS	1:31.760	16	2 LAPS	1:33.175
68	2 LAPS	1:36.907	83	37.660	1:23.177	9	1 LAP	1:29.607	51	1 LAP	1:28.380	61	2 LAPS	1:33.438
86	1 LAP	1:29.996	25	45.734	1:22.770	83	40.633	1:25.928	83	43.401	1:23.840	69	3 LAPS	1:31.314
88	2 LAPS	1:29.341	86	1 LAP	1:30.595	25	44.704	1:21.925	25	45.717	1:22.085	83	45.484	1:23.522
25	44.447	1:22.297	88	2 LAPS	1:27.764	27	2 LAPS	1:39.042	9	1 LAP	1:27.805	25	46.059	1:21.781
24	1 LAP	1:30.655	68	2 LAPS	1:37.758	57	5 LAPS	1:44.089	86	1 LAP	1:28.464	51	1 LAP	1:28.399
20	3 LAPS	1:27.981	20	3 LAPS	1:28.323	86	1 LAP	1:28.864	27	2 LAPS	1:37.635	9	1 LAP	1:27.652
59	56.885	1:24.235	24	1 LAP	1:32.291	88	2 LAPS	1:29.692	88	2 LAPS	1:30.050	86	1 LAP	1:29.441
99	1 LAP	1:30.461	59	59.987	1:24.585	20	3 LAPS	1:29.239	59	1:09.146	1:26.311	59	1:13.228	1:25.521
95	1:06.919	1:25.998	95	1:11.424	1:25.988	59	1:03.907	1:26.875	20	3 LAPS	1:29.487	88	2 LAPS	1:29.693
5	1 LAP	1:30.189	99	1 LAP	1:31.327	24	1 LAP	1:31.056	24	1 LAP	1:29.465	20	3 LAPS	1:29.607
61	1 LAP	1:32.461	5	1 LAP	1:30.499	68	2 LAPS	1:37.053	57	5 LAPS	1:44.676			
17	1:19.312	1:29.241				95	1:14.851	1:26.382	95	1:21.057	1:27.278			
16	1 LAP	1:32.111				99	1 LAP	1:30.806						

**CARS 15, 55 - NON STARTERS. Race Suspension at 14:19. Restart at 14:36.**  
**Weather/Track: Bright/Dry**

Donington Park  
 Circuit Length = 1.9790 miles.  
 Start: 14:07 End: 15:06

**HSCC Jaguar Heritage Challenge for pre-66 Jaguar Cars**  
**RACE 16 - LAP CHART - Donington Park - 2/3/4 May 2015**  
 (contd.)

Lap 26			Lap 27			Lap 28			Lap 29			Lap 30		
No	Behind	Laptime	No	Behind	Laptime	No	Behind	Laptime	No	Behind	Laptime	No	Behind	Laptime
80		1:22.682	80		1:22.552									
24	2 LAPS	1:30.748	20	4 LAPS	1:28.797									
95	1 LAP	1:26.776	95	1 LAP	1:25.818									
2	9.432	1:21.893	2	8.301	1:21.421									
27	3 LAPS	1:50.868	24	2 LAPS	1:32.633									
57	6 LAPS	1:42.172	89	24.436	1:25.027									
68	3 LAPS	1:36.812	30	25.617	1:28.652									
99	2 LAPS	1:30.548	99	2 LAPS	1:34.389									
30	19.517	1:22.403	17	1 LAP	1:30.497									
89	21.961	1:23.246	10	8 LAPS	1:28.662									
17	1 LAP	1:29.294	68	3 LAPS	1:43.728									
10	8 LAPS	1:25.569	5	2 LAPS	1:31.142									
5	2 LAPS	1:31.596	57	6 LAPS	1:49.792									
16	2 LAPS	1:32.420	25	47.695	1:25.391									
61	2 LAPS	1:32.686	83	51.173	1:25.751									
25	44.856	1:21.479	16	2 LAPS	1:33.557									
69	3 LAPS	1:31.566	61	2 LAPS	1:33.549									
83	47.974	1:25.172	69	3 LAPS	1:31.639									
51	1 LAP	1:27.650	51	1 LAP	1:30.313									
9	1 LAP	1:27.753	9	1 LAP	1:29.284									
86	1 LAP	1:28.986	86	1 LAP	1:29.513									
59	1:16.227	1:25.681	59	1:23.095	1:29.420									
88	2 LAPS	1:28.698	88	2 LAPS	1:29.958									

**CARS 15, 55 - NON STARTERS. Race Suspension at 14:19. Restart at 14:36.**  
**Weather/Track: Bright/Dry**

Donington Park  
 Circuit Length = 1.9790 miles.  
 Start: 14:07 End: 15:06

**'Mad Jack' for pre-War sportscars**  
**RACE 17 - QUALIFYING - Donington Park - 2/3/4 May 2015**

POS	NO	CL	DRIVER	CAR	TIME	LAPS	GAP	MPH
1	8	4	Friedrichs	Alvis Speed 20 SA	1:32.786	16		76.78
2	11	1	Wakeman/Blakeney-Edwards	Frazer Nash Super Sports	1:33.463	14	0.677	76.22
3	69		Hall/Williams	Frazer Nash	1:35.648	15	2.862	74.48
4	5	4	Pilkington	Talbot T26 SS	1:36.519	15	3.733	73.81
5	35	1	Halusa/Halusa	Bugatti 35C	1:39.393	15	6.607	71.67
6	16	2	Morley/Morley	Bentley 3/4½	1:39.602	14	6.816	71.52
7	29	2	Hudson/Morley	Bentley 3/4½	1:39.789	11	7.003	71.39
8	19	3	Iliffe	Riley Kestral Sports	1:40.147	14	7.361	71.13
9	4	1	Champion/Stretton	Frazer Nash Supersports	1:42.672	12	9.886	69.39
10	33	3	Perkins	Frazer Nash BMW 328	1:42.746	14	9.960	69.34
11	10	4	Ball/Ball	Invicta S type Low Chassis	1:44.398	13	11.612	68.24
12	20	4	Lewis	Lagonda V12 Le Mans	1:44.468	14	11.682	68.19
13	9	3	Ozanne	Aston Martin 2L Speed Model	1:44.979	12	12.193	67.86
14	6	4	Pellett	Talbot 105 'GO 54'	1:45.948	14	13.162	67.24
15	23	3	Wilson/Brazell	Squire Short Chassis	1:46.549	12	13.763	66.86
16	21	1	MacKinnon	Bentley 3 Litre Tourer	1:46.626	13	13.840	66.81
17	14	1	Wiltshire/Welch	Bentley 3 Litre	1:47.431	13	14.645	66.31
18	25	3	Scott Mackirdy	Aston Martin Le Mans	1:49.036	13	16.250	65.34
19	77	3	Van Der Kroft	Morgan 4-4 TT Replica	1:50.413	8	17.627	64.52
20	17	3	Blakemore	Aston Martin Speed Model	1:53.935	13	21.149	62.53
21	40	3	King/St Clair Tisdall	Morgan 4/4 Le Mans	1:55.872	12	23.086	61.48
22	42	3	Frankel/Frankel	MG K3 Magnette	1:56.847	7	24.061	60.97
23	55	2	Guest	Bentley 4½ Le Mans	1:59.352	12	26.566	59.69
24	71	3	Pearson/Robinson	Austin Seven	2:02.933	5	30.147	57.95
25	37	3	Sebba/Doyle	Morgan 4-4LM	2:06.258	11	33.472	56.42

**CAR 35 - TRANSPONDER STOPPED WORKING - Regulation Q.12.2.1 refers**  
**Weather/Track: Bright/Dry**  
**These results are provisional until the conclusion of any judicial and technical matters.**

Donington Park  
Circuit Length = 1.9790 miles.  
Start: 10:18 End: 10:43

Clerk of the Course:

Timekeeper:

## 'Mad Jack' for pre-War sportscars

### RACE 17 - QUALIFYING LAP ANALYSIS - Donington Park - 2/3/4 May 2015

<b>4</b>	<b>Champion/Stretton</b>	Frazer Nash Supersports	
1 - 5:36.859	6 - 1:44.664	11 - <b>1:42.672</b>	
2 - 1:48.944	7 - 1:43.796	12 - 1:53.969P	
3 - 1:46.745	8 - 1:52.826P		
4 - 1:44.908	9 - 2:25.190		
5 - 1:44.593	10 - 1:43.968		
<b>5</b>	<b>Pilkington</b>	Talbot T26 SS	
1 - 5:36.637	6 - 1:41.057	11 - 1:40.707	
2 - 1:44.954	7 - 1:39.581	12 - 1:41.343	
3 - 1:38.353	8 - 1:39.220	13 - 1:40.239	
4 - 1:39.635	9 - 1:40.046	14 - 1:37.258	
5 - 1:39.981	10 - 1:39.290	15 - <b>1:36.519</b>	
<b>6</b>	<b>Pellett</b>	Talbot 105 'GO 54'	
1 - 5:31.839	6 - 1:47.963	11 - 1:48.688	
2 - 1:49.508	7 - 1:50.954	12 - 1:46.498	
3 - 1:48.100	8 - 1:53.784	13 - <b>1:45.948</b>	
4 - 1:49.946	9 - 1:48.217	14 - 1:46.763	
5 - 1:48.586	10 - 1:47.652		
<b>8</b>	<b>Friedrichs</b>	Alvis Speed 20 SA	
1 - 5:01.730	6 - 1:35.938	11 - 1:34.864	16 - 1:34.110
2 - 1:36.981	7 - 1:36.236	12 - 1:35.271	
3 - 1:35.186	8 - 1:37.522	13 - 1:34.124	
4 - 1:35.967	9 - 1:39.455	14 - <b>1:32.786</b>	
5 - 1:34.669	10 - 1:33.682	15 - 1:33.889	
<b>9</b>	<b>Ozanne</b>	Aston Martin 2L Speed Model	
1 - 6:47.225	6 - 1:45.405	11 - 4:16.680	
2 - 1:55.885	7 - 1:46.150	12 - 1:48.270	
3 - 1:47.350	8 - 1:50.369		
4 - <b>1:44.979</b>	9 - 1:50.206		
5 - 1:54.374	10 - 1:58.878P		
<b>10</b>	<b>Ball/Ball</b>	Invicta S type Low Chassis	
1 - 5:59.624	6 - 1:51.304	11 - 1:46.268	
2 - 1:50.016	7 - 1:47.959	12 - 1:44.887	
3 - 1:51.577P	8 - 1:49.161	13 - <b>1:44.398</b>	
4 - 2:58.099	9 - 1:47.285		
5 - 1:49.336	10 - 1:47.697		

CAR 35 - TRANSPONDER STOPPED WORKING - Regulation Q.12.2.1 refers  
Weather/Track: Bright/Dry



# 'Mad Jack' for pre-War sportscars

## RACE 17 - QUALIFYING LAP ANALYSIS - Donington Park - 2/3/4 May 2015

(contd.)

<b>11</b>	<b>Wakeman/Blakeney-Edwards</b>	Frazer Nash Super Sports
1 - 4:57.938	6 - 1:38.226	11 - 1:35.508
2 - 1:36.035	7 - 1:36.242	12 - 1:46.470P
3 - 1:35.742	8 - 1:43.898P	13 - 3:16.384
4 - 1:41.896	9 - 3:29.626	14 - 1:38.751P
5 - <b>1:33.463</b>	10 - 1:40.885	
<b>14</b>	<b>Wiltshire/Welch</b>	Bentley 3 Litre
1 - 5:29.399	6 - 2:00.140P	11 - 1:49.463
2 - 1:53.828	7 - 2:50.949	12 - 1:48.570
3 - 1:52.961	8 - 1:52.740	13 - 1:53.077P
4 - 1:56.887	9 - 1:50.650	
5 - 1:53.275	10 - <b>1:47.431</b>	
<b>16</b>	<b>Morley/Morley</b>	Bentley 3/4½
1 - 5:40.690	6 - 2:48.738	11 - 1:44.958
2 - 1:44.323	7 - 1:49.831	12 - 1:43.307
3 - <b>1:39.602</b>	8 - 1:43.676	13 - 1:41.950
4 - 1:40.402	9 - 1:41.078	14 - 1:43.009
5 - 1:44.430P	10 - 1:42.389	
<b>17</b>	<b>Blakemore</b>	Aston Martin Speed Model
1 - 6:40.261	6 - 2:01.826	11 - 1:55.692
2 - 2:00.601	7 - 1:58.423	12 - 1:55.012
3 - 1:57.116	8 - 2:00.925	13 - 1:54.694
4 - 1:54.437	9 - 1:57.201	
5 - <b>1:53.935</b>	10 - 2:01.319	
<b>19</b>	<b>Iliffe</b>	Riley Kestral Sports
1 - 5:54.019	6 - 1:45.619	11 - <b>1:40.147</b>
2 - 1:43.315	7 - 1:46.922	12 - 1:41.735
3 - 1:43.570	8 - 1:46.808	13 - 1:41.501
4 - 1:45.165	9 - 1:43.013	14 - 1:43.121
5 - 1:46.750	10 - 1:41.734	
<b>20</b>	<b>Lewis</b>	Lagonda V12 Le Mans
1 - 5:32.748	6 - 1:44.808	11 - 1:46.037
2 - 1:56.681	7 - 1:47.968	12 - 1:46.072
3 - 1:48.522	8 - 1:50.522	13 - 1:45.578
4 - 1:47.046	9 - 1:46.729	14 - <b>1:44.468</b>
5 - 1:46.778	10 - 1:45.701	

CAR 35 - TRANSPONDER STOPPED WORKING - Regulation Q.12.2.1 refers  
Weather/Track: Bright/Dry

# 'Mad Jack' for pre-War sportscars

## RACE 17 - QUALIFYING LAP ANALYSIS - Donington Park - 2/3/4 May 2015

(contd.)

<b>21</b>	<b>MacKinnon</b>	Bentley 3 Litre Tourer
1 - 5:52.831	6 - 1:56.508P	11 - 1:55.304
2 - 1:49.327	7 - 2:51.645	12 - 1:48.442
3 - 1:50.573	8 - 1:46.726	13 - 1:51.269P
4 - 1:49.673	9 - 1:50.169	
5 - 1:49.144	10 - <b>1:46.626</b>	
<b>22</b>	<b>Northam</b>	Bentley 4½
1 - 6:31.020P		
<b>23</b>	<b>Wilson/Brazell</b>	Squire Short Chassis
1 - 5:33.491	6 - <b>1:46.549</b>	11 - 2:00.853P
2 - 1:58.975	7 - 1:53.353P	12 - 3:36.787
3 - 1:48.115	8 - 2:46.454	
4 - 1:50.107	9 - 1:52.079	
5 - 1:47.613	10 - 1:49.965	
<b>25</b>	<b>Scott Mackirdy</b>	Aston Martin Le Mans
1 - 6:46.666	6 - 1:50.094	11 - 1:52.199
2 - 1:53.529	7 - 1:53.872	12 - 1:49.250
3 - 1:52.499	8 - 1:50.756	13 - 1:51.949
4 - <b>1:49.036</b>	9 - 1:50.083	
5 - 1:53.468	10 - 1:50.194	
<b>29</b>	<b>Hudson/Morley</b>	Bentley 3/4½
1 - 5:42.284	6 - 1:49.311P	11 - 1:57.356P
2 - 1:49.301	7 - 2:17.225	
3 - 1:52.511	8 - 1:41.745	
4 - 1:43.360	9 - 1:43.601	
5 - 1:45.162	10 - <b>1:39.789</b>	
<b>33</b>	<b>Perkins</b>	Frazer Nash BMW 328
1 - 5:34.198	6 - 1:44.827	11 - 1:42.814
2 - 1:52.378	7 - 1:44.970	12 - <b>1:42.746</b>
3 - 1:45.931	8 - 1:45.307	13 - 1:46.516
4 - 1:46.880	9 - 1:44.770	14 - 1:45.654
5 - 1:44.787	10 - 1:45.679	

CAR 35 - TRANSPONDER STOPPED WORKING - Regulation Q.12.2.1 refers  
Weather/Track: Bright/Dry

# 'Mad Jack' for pre-War sportscars

## RACE 17 - QUALIFYING LAP ANALYSIS - Donington Park - 2/3/4 May 2015

(contd.)

<b>35</b>	<b>Halusa/Halusa</b>	Bugatti 35C
1 - 5:21.662	6 - 1:42.557	11 - 1:41.319
2 - 1:45.650	7 - 1:43.279	12 - 1:40.386
3 - 1:43.833	8 - 1:40.843	13 - 1:43.222
4 - 1:41.629	9 - 1:40.854	14 - 1:39.575
5 - 1:42.767	10 - <b>1:39.393</b>	15 - 1:40.707
<b>37</b>	<b>Sebba/Doyle</b>	Morgan 4-4LM
1 - 6:45.543	6 - 2:15.487	11 - 2:06.599
2 - 2:15.612	7 - 2:11.167	
3 - 2:10.950	8 - 2:15.239	
4 - 2:18.356P	9 - <b>2:06.258</b>	
5 - 3:38.861	10 - 2:06.621	
<b>40</b>	<b>King/St Clair Tisdall</b>	Morgan 4/4 Le Mans
1 - 6:48.087	6 - 2:04.150P	11 - 2:02.119
2 - 2:01.302	7 - 2:54.639	12 - 2:03.041
3 - <b>1:55.872</b>	8 - 2:07.719	
4 - 1:59.269	9 - 2:01.826	
5 - 1:56.194	10 - 2:03.391	
<b>42</b>	<b>Frankel/Frankel</b>	MG K3 Magnette
1 - 5:58.492	6 - <b>1:56.847</b>	
2 - 2:01.207	7 - 2:03.599P	
3 - 2:01.762		
4 - 2:06.785P		
5 - 2:51.919		
<b>55</b>	<b>Guest</b>	Bentley 4½ Le Mans
1 - 6:09.958	6 - 2:01.385	11 - 1:59.580
2 - 2:02.355	7 - 2:06.514	12 - <b>1:59.352</b>
3 - 1:59.873	8 - 2:02.793	
4 - 2:00.318	9 - 2:01.898	
5 - 2:05.331	10 - 2:01.004	
<b>69</b>	<b>Hall/Williams</b>	Frazer Nash
1 - 5:04.746	6 - 1:37.933	11 - 2:24.404
2 - 1:42.484	7 - 1:38.195	12 - 1:37.212
3 - 1:40.982	8 - 1:41.785	13 - 1:38.169
4 - 1:38.503	9 - 1:38.101	14 - <b>1:35.648</b>
5 - 1:39.613	10 - 1:45.177P	15 - 1:38.753

CAR 35 - TRANSPONDER STOPPED WORKING - Regulation Q.12.2.1 refers  
Weather/Track: Bright/Dry

# 'Mad Jack' for pre-War sportscars


## RACE 17 - QUALIFYING LAP ANALYSIS - Donington Park - 2/3/4 May 2015

(contd.)

<b>71</b>	<b>Pearson/Robinson</b>	Austin Seven
1 -	6:46.311	
2 -	<b>2:02.933</b>	
3 -	2:05.737	
4 -	2:20.511P	
5 -	5:05.161P	
<b>77</b>	<b>Van Der Kroft</b>	Morgan 4-4 TT Replica
1 -	6:10.338	6 - 1:50.530
2 -	1:54.838	7 - <b>1:50.413</b>
3 -	1:52.956	8 - 1:56.653P
4 -	1:51.759	
5 -	1:51.031	

CAR 35 - TRANSPONDER STOPPED WORKING - Regulation Q.12.2.1 refers  
Weather/Track: Bright/Dry

**'Mad Jack' for pre-War sportscars**  
**RACE 17 - GRID - Donington Park - 2/3/4 May 2015**

ROW 13	37	Sebba/Doyle	22	Northam
ROW 12	55	Guest	71	Pearson/Robinson
ROW 11	40	King/St Clair Tisdall	42	Frankel/Frankel
ROW 10	77	Van Der Kroft	17	Blakemore
ROW 9	14	Wiltshire/Welch	25	Scott Mackirdy
ROW 8	23	Wilson/Brazell	21	Mackinnon
ROW 7	9	Ozanne	6	Pellett
ROW 6	10	Ball/Ball	20	Lewis
ROW 5	4	Champion/Stretton	33	Perkins
ROW 4	29	Hudson/Morley	19	Iliffe
ROW 3	35	Halusa/Halusa	16	Morley/Morley
ROW 2	69	Hall/Williams	5	Pilkington
ROW 1	8	Friedrichs	11	Wakeman/Blakeney-Edwards
<b>POLE</b>				
				

**CAR 35 - TRANSPONDER STOPPED WORKING - Regulation Q.12.2.1 refers**  
**Weather/Track: Bright/Dry**  
**These results are provisional until the conclusion of any judicial and technical matters.**

Donington Park  
 Circuit Length = 1.9790 miles.  
 Start: 10:18 End: 10:43

Clerk of the Course:		Timekeeper:
----------------------	--	-------------

# 'Mad Jack' for pre-War sportscars

## RACE 17 - CLASSIFICATION - Donington Park - 2/3/4 May 2015

POS	NO	CL	DRIVER	CAR	TIME	LAPS	GAP	MPH	BEST
1	11	1	Wakeman/Blakeney-Edwards	Frazer Nash Super Sports	40:00.255	24		71.19	1:34.919
2	5	4	Pilkington	Talbot T26 SS	40:07.224	24	6.969	70.98	1:36.380
3	69	1	Williams/Hall	Frazer Nash	40:17.158	24	16.903	70.69	1:34.589
4	19	3	Iiiffe	Riley Kestrel Sports	41:26.269	24	1:26.014	68.72	1:39.082
5	35	1	Halusa	Bugatti 35C	41:27.364	24	1:27.109	68.69	1:39.067
6	29	2	Hudson/Morley	Bentley 3/4½	41:39.606	24	1:39.351	68.36	1:39.819
7	4	1	Champion/Stretton	Frazer Nash Supersports	40:28.087	23	1 LAP	67.44	1:41.393
8	33	3	Perkins	Frazer Nash BMW 328	40:46.012	23	1 LAP	66.94	1:41.757
9	9	3	Ozanne	Aston Martin 2L Speed Model	41:32.607	23	1 LAP	65.69	1:42.432
10	20	4	Lewis	Lagonda V12 Le Mans	41:38.373	23	1 LAP	65.54	1:42.397
11	10	4	Ball/Ball	Invicta S type Low Chassis	41:42.756	23	1 LAP	65.42	1:42.756
12	77	3	Van Der Kroft	Morgan 4-4 TT Replica	40:26.111	22	2 LAPS	64.55	1:45.611
13	23	3	Wilson/Brazell	Squire Short Chassis	40:41.589	22	2 LAPS	64.14	1:46.211
14	42	3	Frankel/Frankel	MG K3 Magnette	41:00.654	22	2 LAPS	63.65	1:43.652
15	6	4	Pellett	Talbot 105 'GO 54'	41:02.470	22	2 LAPS	63.60	1:45.382
16	16	2	Morley/Morley	Bentley 3/4½	36:27.584	21	3 LAPS	68.34	1:38.625
17	25	3	Scott Mackirdy	Aston Martin Le Mans	40:04.072	21	3 LAPS	62.18	1:49.583
18	40	3	King/St Clair Tisdall	Morgan 4/4 Le Mans	40:38.135	20	4 LAPS	58.39	1:52.316
19	55	2	Guest	Bentley 4½ Le Mans	41:08.577	20	4 LAPS	57.67	1:59.064
20	17	3	Blakemore	Aston Martin Speed Model	41:09.508	20	4 LAPS	57.65	1:53.157
21	37	3	Sebba/Doyle	Morgan 4-4LM	41:57.558	19	5 LAPS	53.72	2:04.397
22	8	4	Friedrichs	Alvis Speed 20 SA	6:26.541	4	20 LAPS	73.43	1:35.003
23	21	1	MacKinnon	Bentley 3 Litre Tourer	3:54.733	2	22 LAPS	60.22	1:59.620
24	14	1	Wiltshire/Welch	Bentley 3 Litre	2:01.057	1	23 LAPS	57.93	2:01.057

### FASTEST LAP

69	1	Williams/Hall	Frazer Nash	1:34.589	2	75.32mph	121.21kph
8	4	Friedrichs	Alvis Speed 20 SA	1:35.003	2	74.99mph	120.68kph
16	2	Morley/Morley	Bentley 3/4½	1:38.625	2	72.23mph	116.25kph
19	3	Iiiffe	Riley Kestrel Sports	1:39.082	17	71.90mph	115.71kph

### CARS 22, 71 - NON STARTERS

Weather/Track: Cloud/Dry

These results are provisional until the conclusion of any judicial and technical matters.

Donington Park

Circuit Length = 1.9790 miles.

Start: 15:21 End: 16:01

Clerk of the Course:

Timekeeper:

# 'Mad Jack' for pre-War sportscars

## RACE 17 - LAP ANALYSIS - Donington Park - 2/3/4 May 2015

<b>4</b>	<b>Champion/Stretton</b>	Frazer Nash Supersports			
1 - 1:52.345	6 - 1:44.256	11 - 1:51.500P	16 - 1:41.698	21 - <b>1:41.393</b>	
2 - 1:44.174	7 - 1:44.045	12 - 2:19.442	17 - 1:42.254	22 - 1:44.913	
3 - 1:45.399	8 - 1:43.673	13 - 1:43.560	18 - 1:41.733	23 - 1:42.334	
4 - 1:44.887	9 - 1:43.285	14 - 1:43.425	19 - 1:42.020		
5 - 1:43.711	10 - 1:43.566	15 - 1:42.313	20 - 1:42.161		
<b>5</b>	<b>Pilkington</b>	Talbot T26 SS			
1 - 1:43.434	6 - 1:38.001	11 - 1:37.632	16 - 1:37.702	21 - 1:37.592	
2 - 1:36.790	7 - 1:38.124	12 - 1:43.031P	17 - 1:37.119	22 - 1:37.865	
3 - 1:37.335	8 - 1:37.748	13 - 2:31.961	18 - 1:36.940	23 - 1:38.070	
4 - 1:37.733	9 - <b>1:36.380</b>	14 - 1:38.917	19 - 1:36.681	24 - 1:36.938	
5 - 1:36.447	10 - 1:39.853	15 - 1:37.461	20 - 1:37.470		
<b>6</b>	<b>Pellett</b>	Talbot 105 'GO 54'			
1 - 1:58.640	6 - 1:48.198	11 - 1:45.631	16 - 1:49.767	21 - 1:50.577	
2 - 1:50.893	7 - 1:50.421	12 - 1:50.061	17 - 1:48.670	22 - 1:49.389	
3 - 1:47.145	8 - <b>1:45.382</b>	13 - 1:53.694	18 - 1:50.777		
4 - 1:49.939	9 - 1:51.510P	14 - 1:51.143	19 - 1:50.840		
5 - 1:49.644	10 - 2:30.675	15 - 1:49.863	20 - 1:49.611		
<b>8</b>	<b>Friedrichs</b>	Alvis Speed 20 SA			
1 - 1:40.513					
2 - <b>1:35.003</b>					
3 - 1:35.096					
4 - 1:35.929					
<b>9</b>	<b>Ozanne</b>	Aston Martin 2L Speed Model			
1 - 2:01.438	6 - 1:50.374	11 - 1:43.318	16 - 1:43.390	21 - 1:44.031	
2 - 1:48.984	7 - 1:48.906	12 - 1:51.643P	17 - 1:43.880	22 - 1:45.487	
3 - 1:44.558	8 - 1:46.536	13 - 2:23.236	18 - 1:45.288	23 - 1:46.368	
4 - 1:49.625	9 - 1:47.694	14 - 1:43.944	19 - 1:42.996		
5 - 1:48.641	10 - 1:45.310	15 - <b>1:42.432</b>	20 - 1:44.528		
<b>10</b>	<b>Ball/Ball</b>	Invicta S type Low Chassis			
1 - 1:57.293	6 - 1:48.976	11 - 2:24.611	16 - 1:43.345	21 - 1:49.486	
2 - 1:48.572	7 - 1:48.460	12 - 1:47.319	17 - 1:43.445	22 - 1:44.230	
3 - 1:48.305	8 - 1:48.111	13 - 1:43.464	18 - <b>1:42.756</b>	23 - 1:45.367	
4 - 1:49.811	9 - 1:49.030	14 - 1:44.445	19 - 1:43.408		
5 - 1:47.743	10 - 1:54.620P	15 - 1:45.079	20 - 1:44.880		

CARS 22, 71 - NON STARTERS  
Weather/Track: Cloud/Dry

# 'Mad Jack' for pre-War sportscars

## RACE 17 - LAP ANALYSIS - Donington Park - 2/3/4 May 2015

(contd.)

<b>11</b>	<b>Wakeman/Blakeney-Edwards</b>	<b>Frazer Nash Super Sports</b>							
1 -	1:41.765	6 -	1:37.094	11 -	1:35.978	16 -	2:36.074	21 -	1:38.901
2 -	<b>1:34.919</b>	7 -	1:35.393	12 -	1:35.784	17 -	1:39.633	22 -	1:44.848
3 -	1:35.285	8 -	1:35.796	13 -	1:35.106	18 -	1:46.020	23 -	1:35.223
4 -	1:36.377	9 -	1:36.119	14 -	1:39.122	19 -	1:37.614	24 -	1:35.350
5 -	1:35.834	10 -	1:36.041	15 -	1:38.282P	20 -	1:37.697		
<b>14</b>	<b>Wiltshire/Welch</b>	<b>Bentley 3 Litre</b>							
1 -	<b>2:01.057</b>								
<b>16</b>	<b>Morley/Morley</b>	<b>Bentley 3/4½</b>							
1 -	1:44.914	6 -	1:39.923	11 -	1:47.094P	16 -	1:43.163	21 -	1:42.630
2 -	<b>1:38.625</b>	7 -	1:40.342	12 -	2:24.645	17 -	1:42.275		
3 -	1:39.272	8 -	1:40.792	13 -	1:43.334	18 -	1:43.127		
4 -	1:39.454	9 -	1:41.651	14 -	1:44.116	19 -	1:43.706		
5 -	1:40.074	10 -	1:40.433	15 -	1:43.342	20 -	1:44.672		
<b>17</b>	<b>Blakemore</b>	<b>Aston Martin Speed Model</b>							
1 -	2:10.116	6 -	1:56.901	11 -	1:58.382	16 -	1:54.584		
2 -	1:56.865	7 -	1:56.795	12 -	1:58.285P	17 -	1:55.044		
3 -	1:56.327	8 -	1:59.664	13 -	2:49.072	18 -	<b>1:53.157</b>		
4 -	1:57.443	9 -	1:59.944P	14 -	1:55.677	19 -	1:55.939		
5 -	1:57.344	10 -	3:11.435	15 -	1:53.204	20 -	1:53.330		
<b>19</b>	<b>Iliffe</b>	<b>Riley Kestrel Sports</b>							
1 -	1:48.896	6 -	1:41.478	11 -	1:41.574	16 -	1:39.610	21 -	1:41.067
2 -	1:42.310	7 -	1:42.334	12 -	1:44.554P	17 -	<b>1:39.082</b>	22 -	1:40.823
3 -	1:42.583	8 -	1:40.912	13 -	2:25.492	18 -	1:40.059	23 -	1:41.865
4 -	1:42.384	9 -	1:42.627	14 -	1:39.780	19 -	1:41.581	24 -	1:39.553
5 -	1:41.512	10 -	1:40.323	15 -	1:43.020	20 -	1:42.850		
<b>20</b>	<b>Lewis</b>	<b>Lagonda V12 Le Mans</b>							
1 -	1:55.243	6 -	1:47.635	11 -	1:54.197P	16 -	<b>1:42.397</b>	21 -	1:45.906
2 -	1:46.667	7 -	1:47.094	12 -	2:44.935	17 -	1:43.079	22 -	1:43.201
3 -	1:46.524	8 -	1:46.495	13 -	1:45.653	18 -	1:43.191	23 -	1:43.408
4 -	1:47.837	9 -	1:48.240	14 -	1:43.556	19 -	1:43.031		
5 -	1:46.256	10 -	1:46.813	15 -	1:43.396	20 -	1:43.619		

CARS 22, 71 - NON STARTERS  
Weather/Track: Cloud/Dry



# 'Mad Jack' for pre-War sportscars

## RACE 17 - LAP ANALYSIS - Donington Park - 2/3/4 May 2015

(contd.)

<b>21</b>	<b>MacKinnon</b>	<b>Bentley 3 Litre Tourer</b>			
1 - <b>1:59.620</b> 2 - 1:55.113P					
<b>23</b>	<b>Wilson/Brazell</b>	<b>Squire Short Chassis</b>			
1 - 2:00.988    6 - 1:50.887    11 - 1:52.750P    16 - 1:46.673    21 - <b>1:46.211</b> 2 - 1:46.403    7 - 1:47.616    12 - 2:36.101    17 - 1:46.585    22 - 1:46.238 3 - 1:46.829    8 - 1:49.316    13 - 1:52.175    18 - 1:47.797 4 - 1:51.001    9 - 1:47.605    14 - 1:48.737    19 - 1:49.251 5 - 1:46.701    10 - 1:47.768    15 - 1:47.355    20 - 1:46.602					
<b>25</b>	<b>Scott Mackirdy</b>	<b>Aston Martin Le Mans</b>			
1 - 2:03.993    6 - 1:51.344    11 - 1:52.788    16 - 1:50.684    21 - 1:53.118 2 - 1:54.773    7 - 1:50.663    12 - 1:56.807P    17 - 1:51.303 3 - 1:51.607    8 - 1:53.693    13 - 2:36.073    18 - 1:50.874 4 - 1:50.831    9 - 1:51.700    14 - 1:50.715    19 - 1:49.752 5 - 1:50.614    10 - 1:52.263    15 - <b>1:49.583</b> 20 - 1:50.894					
<b>29</b>	<b>Hudson/Morley</b>	<b>Bentley 3/4½</b>			
1 - 1:50.392    6 - 1:42.416    11 - 2:09.526    16 - 1:43.289    21 - 1:40.134 2 - 1:43.096    7 - 1:44.615    12 - 1:41.051    17 - <b>1:39.819</b> 22 - 1:44.148 3 - 1:42.594    8 - 1:42.962    13 - 1:40.528    18 - 1:40.805    23 - 1:43.123 4 - 1:42.858    9 - 1:44.543    14 - 1:44.132    19 - 1:41.467    24 - 1:44.078 5 - 1:42.867    10 - 1:46.168P    15 - 1:42.857    20 - 1:42.138					
<b>33</b>	<b>Perkins</b>	<b>Frazer Nash BMW 328</b>			
1 - 1:54.205    6 - 1:42.980    11 - 1:44.011    16 - <b>1:41.757</b> 21 - 1:43.547 2 - 1:45.037    7 - 1:44.420    12 - 1:42.897    17 - 1:43.603    22 - 1:45.318 3 - 1:45.764    8 - 1:44.294    13 - 1:48.180P    18 - 1:43.877    23 - 1:43.910 4 - 1:44.685    9 - 1:45.413    14 - 2:23.254    19 - 1:42.779 5 - 1:44.973    10 - 1:43.209    15 - 1:43.524    20 - 1:44.375					
<b>35</b>	<b>Halusa</b>	<b>Bugatti 35C</b>			
1 - 1:48.672    6 - 1:40.326    11 - 2:25.621    16 - 1:41.564    21 - 1:41.725 2 - 1:41.718    7 - 1:41.780    12 - 1:39.638    17 - 1:40.593    22 - 1:41.441 3 - 1:41.648    8 - 1:43.218    13 - 1:41.510    18 - 1:39.805    23 - 1:39.275 4 - 1:42.803    9 - 1:42.492    14 - 1:41.766    19 - <b>1:39.067</b> 24 - 1:40.026 5 - 1:41.493    10 - 1:44.103P    15 - 1:43.461    20 - 1:43.619					

CARS 22, 71 - NON STARTERS  
Weather/Track: Cloud/Dry

# 'Mad Jack' for pre-War sportscars

## RACE 17 - LAP ANALYSIS - Donington Park - 2/3/4 May 2015

(contd.)

<b>37</b>	<b>Sebba/Doyle</b>	Morgan 4-4LM							
1 -	2:34.602	6 -	2:07.114	11 -	2:06.390	16 -	2:08.648		
2 -	2:17.887	7 -	2:10.643	12 -	2:06.700	17 -	<b>2:04.397</b>		
3 -	2:14.338	8 -	2:15.870P	13 -	2:06.273	18 -	2:06.994		
4 -	2:12.579	9 -	2:50.099	14 -	2:07.582	19 -	2:04.676		
5 -	2:08.453	10 -	2:07.120	15 -	2:07.193				
<b>40</b>	<b>King/St Clair Tisdall</b>	Morgan 4/4 Le Mans							
1 -	2:09.373	6 -	1:53.208	11 -	2:43.532	16 -	2:01.937		
2 -	1:55.888	7 -	1:52.422	12 -	2:07.657	17 -	2:01.455		
3 -	1:55.486	8 -	1:55.124	13 -	2:04.089	18 -	2:03.474		
4 -	1:54.999	9 -	<b>1:52.316</b>	14 -	2:06.115	19 -	2:04.331		
5 -	1:55.905	10 -	1:57.514P	15 -	2:02.666	20 -	2:00.644		
<b>42</b>	<b>Frankel/Frankel</b>	MG K3 Magnette							
1 -	2:01.819	6 -	1:47.722	11 -	1:47.621	16 -	1:51.599	21 -	1:50.122
2 -	1:53.605	7 -	1:47.130	12 -	1:49.010P	17 -	1:51.255	22 -	1:49.290
3 -	1:48.188	8 -	1:48.410	13 -	2:40.337	18 -	1:50.890		
4 -	1:44.536	9 -	<b>1:43.652</b>	14 -	1:50.406	19 -	1:49.994		
5 -	1:46.639	10 -	1:45.306	15 -	1:52.918	20 -	1:50.205		
<b>55</b>	<b>Guest</b>	Bentley 4½ Le Mans							
1 -	2:12.069	6 -	2:02.256	11 -	2:05.625P	16 -	2:02.185		
2 -	<b>1:59.064</b>	7 -	1:59.879	12 -	2:35.542	17 -	2:03.114		
3 -	1:59.834	8 -	2:01.370	13 -	2:01.392	18 -	2:01.631		
4 -	2:00.773	9 -	2:00.522	14 -	1:59.185	19 -	2:02.045		
5 -	2:00.125	10 -	1:59.286	15 -	2:00.894	20 -	2:01.786		
<b>69</b>	<b>Williams/Hall</b>	Frazer Nash							
1 -	1:41.320	6 -	1:35.897	11 -	1:37.041	16 -	1:36.453	21 -	1:36.955
2 -	<b>1:34.589</b>	7 -	1:36.474	12 -	1:43.652P	17 -	1:35.455	22 -	1:34.959
3 -	1:35.673	8 -	1:38.203	13 -	3:05.731	18 -	1:37.048	23 -	1:37.767
4 -	1:35.315	9 -	1:41.539	14 -	1:37.653	19 -	1:35.819	24 -	1:36.316
5 -	1:35.431	10 -	1:37.282	15 -	1:35.393	20 -	1:35.193		
<b>77</b>	<b>Van Der Kroft</b>	Morgan 4-4 TT Replica							
1 -	2:02.318	6 -	1:48.501	11 -	1:49.079P	16 -	1:47.032	21 -	1:47.043
2 -	1:49.236	7 -	1:49.781	12 -	2:29.376	17 -	1:46.907	22 -	1:47.150
3 -	1:47.206	8 -	1:48.116	13 -	<b>1:45.611</b>	18 -	1:48.206		
4 -	1:48.558	9 -	1:48.497	14 -	1:46.929	19 -	1:49.134		
5 -	1:46.545	10 -	1:46.900	15 -	1:46.476	20 -	1:47.510		

CARS 22, 71 - NON STARTERS

Weather/Track: Cloud/Dry

# 'Mad Jack' for pre-War sportscars

## RACE 17 - LAP CHART - Donington Park - 2/3/4 May 2015

Lap 1			Lap 2			Lap 3			Lap 4			Lap 5		
No	Behind	Laptime	No	Behind	Laptime	No	Behind	Laptime	No	Behind	Laptime	No	Behind	Laptime
8		1:40.513	8		1:35.003	8		1:35.096	8		1:35.929	69		1:35.431
69	0.807	1:41.320	69	0.393	1:34.589	69	0.970	1:35.673	69	0.356	1:35.315	11	1.852	1:35.834
11	1.252	1:41.765	11	1.168	1:34.919	11	1.357	1:35.285	11	1.805	1:36.377	5	9.411	1:36.447
5	2.921	1:43.434	5	4.708	1:36.790	37	1 LAP	2:17.887	5	8.751	1:37.733	55	1 LAP	2:00.773
16	4.401	1:44.914	16	8.023	1:38.625	5	6.947	1:37.335	16	15.724	1:39.454	16	20.011	1:40.074
35	8.159	1:48.672	35	14.874	1:41.718	16	12.199	1:39.272	35	28.300	1:42.803	35	34.006	1:41.493
19	8.383	1:48.896	19	15.690	1:42.310	35	21.426	1:41.648	19	29.632	1:42.384	19	35.357	1:41.512
29	9.879	1:50.392	29	17.972	1:43.096	19	23.177	1:42.583	29	32.399	1:42.858	29	39.479	1:42.867
4	11.832	1:52.345	4	21.003	1:44.174	29	25.470	1:42.594	4	40.264	1:44.887	4	48.188	1:43.711
33	13.692	1:54.205	33	23.726	1:45.037	4	31.306	1:45.399	37	1 LAP	2:14.338	33	52.336	1:44.973
20	14.730	1:55.243	20	26.394	1:46.667	33	34.394	1:45.764	33	43.150	1:44.685	20	1:00.199	1:46.256
10	16.780	1:57.293	10	30.349	1:48.572	20	37.822	1:46.524	20	49.730	1:47.837	10	1:09.396	1:47.743
6	18.127	1:58.640	23	31.875	1:46.403	10	43.558	1:48.305	10	57.440	1:49.811	23	1:09.594	1:46.701
21	19.107	1:59.620	6	34.017	1:50.893	23	43.608	1:46.829	9	58.064	1:49.625	9	1:10.918	1:48.641
23	20.475	2:00.988	9	34.906	1:48.984	9	44.368	1:44.558	23	58.680	1:51.001	77	1:11.535	1:46.545
14	20.544	2:01.057	77	36.038	1:49.236	6	46.066	1:47.145	6	1:00.076	1:49.939	42	1:12.459	1:46.639
9	20.925	2:01.438	21	39.217	1:55.113P	77	48.148	1:47.206	77	1:00.777	1:48.558	6	1:13.933	1:49.644
42	21.306	2:01.819	42	39.908	1:53.605	42	53.000	1:48.188	42	1:01.607	1:44.536	37	1 LAP	2:12.579
77	21.805	2:02.318	25	43.250	1:54.773	25	59.761	1:51.607	25	1:14.663	1:50.831	25	1:29.490	1:50.614
25	23.480	2:03.993	40	49.745	1:55.888	40	1:10.135	1:55.486	40	1:29.205	1:54.999			
40	28.860	2:09.373	17	51.465	1:56.865	17	1:12.696	1:56.327	17	1:34.210	1:57.443			
17	29.603	2:10.116	55	55.617	1:59.064	55	1:20.355	1:59.834						
55	31.556	2:12.069												
37	54.089	2:34.602												

CARS 22, 71 - NON STARTERS  
Weather/Track: Cloud/Dry

Donington Park  
Circuit Length = 1.9790 miles.  
Start: 15:21 End: 16:01

# 'Mad Jack' for pre-War sportscars

## RACE 17 - LAP CHART - Donington Park - 2/3/4 May 2015

(contd.)

Lap 6			Lap 7			Lap 8			Lap 9			Lap 10		
No	Behind	Laptime	No	Behind	Laptime	No	Behind	Laptime	No	Behind	Laptime	No	Behind	Laptime
69		1:35.897	69		1:36.474	11		1:35.796	11		1:36.119	11		1:36.041
11	3.049	1:37.094	11	1.968	1:35.393	9	1 LAP	1:48.906	69	5.859	1:41.539	69	7.100	1:37.282
5	11.515	1:38.001	25	1 LAP	1:51.344	69	0.439	1:38.203	10	1 LAP	1:48.111	20	1 LAP	1:48.240
40	1 LAP	1:55.905	5	13.165	1:38.124	6	1 LAP	1:50.421	42	1 LAP	1:48.410	55	2 LAPS	2:01.370
17	1 LAP	1:57.344	37	2 LAPS	2:08.453	5	13.149	1:37.748	9	1 LAP	1:46.536	42	1 LAP	1:43.652
16	24.037	1:39.923	16	27.905	1:40.342	25	1 LAP	1:50.663	23	1 LAP	1:49.316	5	17.222	1:39.853
55	1 LAP	2:00.125	40	1 LAP	1:53.208	16	30.933	1:40.792	77	1 LAP	1:48.116	10	1 LAP	1:49.030
35	38.435	1:40.326	17	1 LAP	1:56.901	37	2 LAPS	2:07.114	6	1 LAP	1:45.382	9	1 LAP	1:47.694
19	40.938	1:41.478	35	43.741	1:41.780	40	1 LAP	1:52.422	5	13.410	1:36.380	23	1 LAP	1:47.605
29	45.998	1:42.416	19	46.798	1:42.334	35	49.195	1:43.218	16	36.465	1:41.651	77	1 LAP	1:48.497
4	56.547	1:44.256	29	54.139	1:44.615	19	49.946	1:40.912	25	1 LAP	1:53.693	6	1 LAP	1:51.510P
33	59.419	1:42.980	55	1 LAP	2:02.256	17	1 LAP	1:56.795	35	55.568	1:42.492	16	40.857	1:40.433
20	1:11.937	1:47.635	4	1:04.118	1:44.045	29	59.337	1:42.962	19	56.454	1:42.627	25	1 LAP	1:51.700
10	1:22.475	1:48.976	33	1:07.365	1:44.420	4	1:10.027	1:43.673	40	1 LAP	1:55.124	19	1:00.736	1:40.323
77	1:24.139	1:48.501	20	1:22.557	1:47.094	33	1:13.895	1:44.294	29	1:07.761	1:44.543	35	1:03.630	1:44.103P
42	1:24.284	1:47.722	10	1:34.461	1:48.460	55	1 LAP	1:59.879	37	2 LAPS	2:10.643	29	1:17.888	1:46.168P
23	1:24.584	1:50.887	42	1:34.940	1:47.130	20	1:31.288	1:46.495	4	1:17.193	1:43.285	40	1 LAP	1:52.316
9	1:25.395	1:50.374	23	1:35.726	1:47.616				17	1 LAP	1:59.664	4	1:24.718	1:43.566
6	1:26.234	1:48.198	77	1:37.446	1:49.781				33	1:23.189	1:45.413	33	1:30.357	1:43.209

CARS 22, 71 - NON STARTERS  
Weather/Track: Cloud/Dry

www.mstworld.com

Page 2 of 5

Donington Park  
Circuit Length = 1.9790 miles.  
Start: 15:21 End: 16:01

Printed - 16:06 Monday, 04 May 2015

# 'Mad Jack' for pre-War sportscars

## RACE 17 - LAP CHART - Donington Park - 2/3/4 May 2015

(contd.)

Lap 11			Lap 12			Lap 13			Lap 14			Lap 15		
No	Behind	Laptime	No	Behind	Laptime	No	Behind	Laptime	No	Behind	Laptime	No	Behind	Laptime
11		1:35.978	11		1:35.784	11		1:35.106	11		1:39.122	11		1:38.282P
69	8.163	1:37.041	33	1 LAP	1:44.011	37	4 LAPS	2:50.099	10	2 LAPS	1:47.319	9	2 LAPS	2:23.236
17	2 LAPS	1:59.944P	4	1 LAP	1:51.500P	16	1 LAP	2:24.645	77	2 LAPS	2:29.376	40	3 LAPS	2:07.657
20	1 LAP	1:46.813	40	2 LAPS	1:57.514P	33	1 LAP	1:42.897	20	2 LAPS	2:44.935	69	1 LAP	1:37.653
5	18.876	1:37.632	69	16.031	1:43.652P	17	3 LAPS	3:11.435	6	2 LAPS	1:50.061	10	2 LAPS	1:43.464
37	3 LAPS	2:15.870P	29	1 LAP	2:09.526	29	1 LAP	1:41.051	69	1 LAP	3:05.731	77	2 LAPS	1:45.611
42	1 LAP	1:45.306	35	1 LAP	2:25.621	35	1 LAP	1:39.638	25	2 LAPS	1:56.807P	20	2 LAPS	1:45.653
9	1 LAP	1:45.310	5	26.123	1:43.031P	4	1 LAP	2:19.442	16	1 LAP	1:43.334	42	2 LAPS	2:40.337
23	1 LAP	1:47.768	20	1 LAP	1:54.197P	42	1 LAP	1:49.010P	23	2 LAPS	2:36.101	16	1 LAP	1:44.116
77	1 LAP	1:46.900	42	1 LAP	1:47.621	9	1 LAP	1:51.643P	33	1 LAP	1:48.180P	6	2 LAPS	1:53.694
55	2 LAPS	2:00.522	9	1 LAP	1:43.318	40	2 LAPS	2:43.532	29	1 LAP	1:40.528	23	2 LAPS	1:52.175
10	1 LAP	1:54.620P	77	1 LAP	1:49.079P	5	1:22.978	2:31.961	35	1 LAP	1:41.510	19	1 LAP	1:39.780
16	51.973	1:47.094P	23	1 LAP	1:52.750P	55	2 LAPS	2:05.625P	19	1 LAP	2:25.492	35	1 LAP	1:41.766
19	1:06.332	1:41.574	55	2 LAPS	1:59.286				37	4 LAPS	2:07.120	29	1 LAP	1:44.132
25	1 LAP	1:52.263	19	1:15.102	1:44.554P				17	3 LAPS	1:58.382	55	3 LAPS	2:35.542
6	1 LAP	2:30.675	25	1 LAP	1:52.788				4	1 LAP	1:43.560	17	3 LAPS	1:58.285P
			10	1 LAP	2:24.611				5	1:22.773	1:38.917	37	4 LAPS	2:06.390
			6	1 LAP	1:45.631							4	1 LAP	1:43.425
												33	1 LAP	2:23.254
												25	2 LAPS	2:36.073
												5	1:21.952	1:37.461
												69	1:42.298	1:35.393
												9	1 LAP	1:43.944
												10	1 LAP	1:44.445
												77	1 LAP	1:46.929
												20	1 LAP	1:43.556
												16	1:59.116	1:43.342
												42	1 LAP	1:50.406
												40	2 LAPS	2:04.089
												19	2:10.884	1:43.020
												35	2:11.354	1:43.461
												29	2:11.710	1:42.857
												6	1 LAP	1:51.143
												23	1 LAP	1:48.737

CARS 22, 71 - NON STARTERS  
Weather/Track: Cloud/Dry

Donington Park  
Circuit Length = 1.9790 miles.  
Start: 15:21 End: 16:01

# 'Mad Jack' for pre-War sportscars

## RACE 17 - LAP CHART - Donington Park - 2/3/4 May 2015

(contd.)

Lap 16			Lap 17			Lap 18			Lap 19			Lap 20		
No	Behind	Laptime	No	Behind	Laptime	No	Behind	Laptime	No	Behind	Laptime	No	Behind	Laptime
11		2:36.074	11		1:39.633	11		1:46.020	11		1:37.614	11		1:37.697
4	1 LAP	1:42.313	4	1 LAP	1:41.698	4	1 LAP	1:42.254	42	2 LAPS	1:51.255	17	4 LAPS	1:54.584
33	1 LAP	1:43.524	33	1 LAP	1:41.757	33	1 LAP	1:43.603	6	2 LAPS	1:48.670	37	5 LAPS	2:07.193
55	3 LAPS	2:01.392	5	21.066	1:37.119	5	11.986	1:36.940	4	1 LAP	1:41.733	23	2 LAPS	1:47.797
25	2 LAPS	1:50.715	55	3 LAPS	1:59.185	40	3 LAPS	2:02.666	5	11.053	1:36.681	5	10.826	1:37.470
5	23.580	1:37.702	25	2 LAPS	1:49.583	69	29.527	1:37.048	33	1 LAP	1:43.877	4	1 LAP	1:42.020
37	4 LAPS	2:06.700	69	38.499	1:35.455	25	2 LAPS	1:50.684	69	27.732	1:35.819	42	2 LAPS	1:50.890
69	42.677	1:36.453	37	4 LAPS	2:06.273	55	3 LAPS	2:00.894	40	3 LAPS	2:01.937	6	2 LAPS	1:50.777
9	1 LAP	1:42.432	9	1 LAP	1:43.390	9	1 LAP	1:43.880	25	2 LAPS	1:51.303	33	1 LAP	1:42.779
10	1 LAP	1:45.079	10	1 LAP	1:43.345	10	1 LAP	1:43.445	9	1 LAP	1:45.288	69	25.228	1:35.193
17	3 LAPS	2:49.072	20	1 LAP	1:42.397	20	1 LAP	1:43.079	10	1 LAP	1:42.756	40	3 LAPS	2:01.455
20	1 LAP	1:43.396	16	1:08.847	1:42.275	16	1:05.954	1:43.127	20	1 LAP	1:43.191	25	2 LAPS	1:50.874
16	1:06.205	1:43.163	19	1:13.869	1:39.082	19	1:07.908	1:40.059	55	3 LAPS	2:02.185	9	1 LAP	1:42.996
77	1 LAP	1:46.476	77	1 LAP	1:47.032	35	1:11.589	1:39.805	19	1:11.875	1:41.581	10	1 LAP	1:43.408
19	1:14.420	1:39.610	35	1:17.804	1:40.593	29	1:13.896	1:40.805	16	1:12.046	1:43.706	20	1 LAP	1:43.031
35	1:16.844	1:41.564	29	1:19.111	1:39.819	37	4 LAPS	2:07.582	35	1:13.042	1:39.067	19	1:17.028	1:42.850
29	1:18.925	1:43.289	17	3 LAPS	1:55.677	77	1 LAP	1:46.907	29	1:17.749	1:41.467	35	1:18.964	1:43.619
42	1 LAP	1:52.918	42	1 LAP	1:51.599	17	3 LAPS	1:53.204	77	1 LAP	1:48.206	16	1:19.021	1:44.672
23	1 LAP	1:47.355	23	1 LAP	1:46.673	23	1 LAP	1:46.585				29	1:22.190	1:42.138
6	1 LAP	1:49.863	6	1 LAP	1:49.767							55	3 LAPS	2:03.114
40	2 LAPS	2:06.115										77	1 LAP	1:49.134

CARS 22, 71 - NON STARTERS  
Weather/Track: Cloud/Dry

Donington Park  
Circuit Length = 1.9790 miles.  
Start: 15:21 End: 16:01

**'Mad Jack' for pre-War sportscars**

**RACE 17 - LAP CHART - Donington Park - 2/3/4 May 2015**

(contd.)

Lap 21			Lap 22			Lap 23			Lap 24			Lap 25		
No	Behind	Laptime	No	Behind	Laptime	No	Behind	Laptime	No	Behind	Laptime	No	Behind	Laptime
11		1:38.901	11		1:44.848	11		1:35.223	11		1:35.350			
5	9.517	1:37.592	77	2 LAPS	1:47.510	5	5.381	1:38.070	25	3 LAPS	1:53.118			
4	1 LAP	1:42.161	5	2.534	1:37.865	40	4 LAPS	2:04.331	5	6.969	1:36.938			
23	2 LAPS	1:49.251	4	1 LAP	1:41.393	77	2 LAPS	1:47.043	69	16.903	1:36.316			
17	4 LAPS	1:55.044	69	13.393	1:34.959	69	15.937	1:37.767	77	2 LAPS	1:47.150			
69	23.282	1:36.955	55	4 LAPS	2:01.631	4	1 LAP	1:44.913	4	1 LAP	1:42.334			
42	2 LAPS	1:49.994	23	2 LAPS	1:46.602	23	2 LAPS	1:46.211	40	4 LAPS	2:00.644			
6	2 LAPS	1:50.840	33	1 LAP	1:43.547	33	1 LAP	1:45.318	23	2 LAPS	1:46.238			
33	1 LAP	1:44.375	17	4 LAPS	1:53.157	55	4 LAPS	2:02.045	33	1 LAP	1:43.910			
37	5 LAPS	2:08.648	42	2 LAPS	1:50.205	42	2 LAPS	1:50.122	42	2 LAPS	1:49.290			
9	1 LAP	1:44.528	6	2 LAPS	1:49.611	6	2 LAPS	1:50.577	6	2 LAPS	1:49.389			
25	2 LAPS	1:49.752	37	5 LAPS	2:04.397	17	4 LAPS	1:55.939	55	4 LAPS	2:01.786			
10	1 LAP	1:44.880	9	1 LAP	1:44.031	9	1 LAP	1:45.487	17	4 LAPS	1:53.330			
19	1:19.194	1:41.067	19	1:15.169	1:40.823	19	1:21.811	1:41.865	19	1:26.014	1:39.553			
20	1 LAP	1:43.619	35	1:18.381	1:41.441	35	1:22.433	1:39.275	35	1:27.109	1:40.026			
35	1:21.788	1:41.725	25	2 LAPS	1:50.894	37	5 LAPS	2:06.994	9	1 LAP	1:46.368			
16	1:22.750	1:42.630	20	1 LAP	1:45.906	20	1 LAP	1:43.201	20	1 LAP	1:43.408			
29	1:23.423	1:40.134	29	1:22.723	1:44.148	29	1:30.623	1:43.123	29	1:39.351	1:44.078			
40	3 LAPS	2:03.474	10	1 LAP	1:49.486	10	1 LAP	1:44.230	10	1 LAP	1:45.367			
									37	5 LAPS	2:04.676			

CARS 22, 71 - NON STARTERS

Weather/Track: Cloud/Dry

**Stirling Moss Trophy for pre-61 sportscars**  
**RACE 19 - QUALIFYING - Donington Park - 2/3/4 May 2015**

POS	NO	CL	DRIVER	CAR	TIME	LAPS	GAP	MPH
1	1	SM5	Bryant/Bryant	Lotus 15	1:19.320	20		89.81
2	63	SM6	Minshaw/Keen	Lister Knobbly	1:19.748	16	0.428	89.33
3	46	SM6	Verdon-Roe/Leventis	Ferrari 246S	1:20.134	21	0.814	88.90
4	8	SM6	Wood/Nuthall	Lister Knobbly	1:20.362	18	1.042	88.65
5	41	SM6	Ward	Lister Costin	1:21.456	11	2.136	87.46
6	16	SM6	Kent	Lister Costin Jaguar	1:21.963	13	2.643	86.92
7	29	SM1	Ahlers/Bellinger	Lola Mk1 Prototype	1:22.290	10	2.970	86.57
8	70	SM5	Kremer/Kremer	Lotus 15	1:22.509	16	3.189	86.34
9	4	SM4	Champion/Stretton	Lotus XI Le Mans	1:22.666	18	3.346	86.18
10	71	SM4	Jacobsen/Jacobsen	Lotus XI S1	1:22.762	16	3.442	86.08
11	22	SM5	Le Blanc	Cooper Monaco	1:22.865	16	3.545	85.97
12	42	SM5	Woolley/Shaw	Cooper Monaco	1:23.517	19	4.197	85.30
13	85	SM6	Bond/Curnow	Lister Jaguar Knobbly	1:23.704	18	4.384	85.11
14	77	TBC	Mahmoud/Mahmoud	Cooper Monaco T49	1:26.141	19	6.821	82.70
15	86	SM1	Cooke/Dowd	Cooper Bobtail	1:27.971	15	8.651	80.98
16	28	SM5	Piercy	Cooper Monaco	1:28.289	7	8.969	80.69
17	23	SM3	Harrison/Adcock	Rejo Mk3	1:28.518	17	9.198	80.48
18	39	SM1	Zurstrassen	Elva Mk5	1:28.828	16	9.508	80.20
19	18	SM5	Ditheridge/Cannell	Cooper Monaco	1:29.138	18	9.818	79.92
20	3	SM3	Edwards	Rejo Mk4	1:29.439	20	10.119	79.65
21	11	SM6	Hubner	Lister Knobbly	1:29.807	19	10.487	79.33
22	19	SM1	Emmerling/Hooper	Elva Mk5	1:29.838	17	10.518	79.30
23	2	SM1	Bernberg/Ugo	Cooper T39 Bobtail	1:29.910	3	10.590	79.23
24	10	SM5	Gillett/Smith	Willment Climax	1:29.972	8	10.652	79.18
25	68	SM2	Gordon	Jaguar XK150	1:34.947	19	15.627	75.03

**Car 85 requires a working transponder - Regulation Q.12.2.1 refers.**  
**Weather/Track: Bright/Dry. A 30 second penalty will be applied if not working in the race.**  
**These results are provisional until the conclusion of any judicial and technical matters.**

Donington Park  
Circuit Length = 1.9790 miles.  
Start: 10:52 End: 11:22

Clerk of the Course:	Timekeeper:
----------------------	-------------



# Stirling Moss Trophy for pre-61 sportscars

## RACE 19 - QUALIFYING LAP ANALYSIS - Donington Park - 2/3/4 May 2015

<b>1</b>	<b>Bryant/Bryant</b>	Lotus 15					
1 -	9:50.911	6 -	1:28.198	11 -	1:20.585	16 -	1:20.837
2 -	1:36.713	7 -	1:26.476	12 -	1:23.979	17 -	1:20.117
3 -	1:27.770	8 -	1:28.673	13 -	1:20.397	18 -	<b>1:19.320</b>
4 -	1:26.862	9 -	1:34.952P	14 -	1:20.045	19 -	1:23.778
5 -	1:26.150	10 -	3:03.827	15 -	1:19.998	20 -	1:19.909
<b>2</b>	<b>Bernberg/Ugo</b>	Cooper T39 Bobtail					
1 -	9:38.272						
2 -	<b>1:29.910</b>						
3 -	1:30.146						
<b>3</b>	<b>Edwards</b>	Rejo Mk4					
1 -	9:35.733	6 -	1:32.271	11 -	1:30.817	16 -	1:31.365
2 -	1:36.166	7 -	1:31.689	12 -	<b>1:29.439</b>	17 -	1:30.594
3 -	1:34.967	8 -	1:31.154	13 -	1:30.331	18 -	1:29.955
4 -	1:31.102	9 -	1:30.426	14 -	1:33.767	19 -	1:31.353
5 -	1:30.164	10 -	1:30.317	15 -	1:31.299	20 -	1:30.798
<b>4</b>	<b>Champion/Stretton</b>	Lotus XI Le Mans					
1 -	9:14.362	6 -	2:55.770	11 -	1:28.320	16 -	1:23.307
2 -	1:29.750	7 -	1:23.670	12 -	1:22.933	17 -	1:38.118
3 -	1:31.872	8 -	1:24.515	13 -	1:26.472	18 -	1:35.036P
4 -	1:30.068	9 -	1:24.049	14 -	<b>1:22.666</b>		
5 -	1:37.109P	10 -	1:23.288	15 -	1:22.682		
<b>8</b>	<b>Wood/Nuthall</b>	Lister Knobbly					
1 -	9:25.769	6 -	1:24.670	11 -	1:24.443	16 -	1:21.774
2 -	1:22.997	7 -	1:21.010	12 -	1:22.319	17 -	1:21.988
3 -	1:24.936	8 -	<b>1:20.362</b>	13 -	1:22.549	18 -	1:31.354P
4 -	1:21.429	9 -	1:31.658P	14 -	1:21.766		
5 -	1:21.557	10 -	2:28.096	15 -	1:23.588		
<b>10</b>	<b>Gillett/Smith</b>	Willment Climax					
1 -	X:00.000	6 -	3:32.135				
2 -	1:32.395	7 -	1:31.153				
3 -	1:30.730	8 -	<b>1:29.972</b>				
4 -	1:30.102						
5 -	1:36.189P						

Car 85 requires a working transponder - Regulation Q.12.2.1 refers.

Weather/Track: Bright/Dry. A 30 second penalty will be applied if not working in the race.

Donington Park  
Circuit Length = 1.9790 miles.  
Start: 10:52 End: 11:22

# Stirling Moss Trophy for pre-61 sportscars

## RACE 19 - QUALIFYING LAP ANALYSIS - Donington Park - 2/3/4 May 2015

(contd.)

<b>11</b>	<b>Hubner</b>	Lister Knobbly					
1 -	9:09.706	6 -	1:31.594	11 -	2:26.238	16 -	1:31.912
2 -	1:32.517	7 -	1:31.777	12 -	1:30.012	17 -	1:32.742
3 -	1:31.595	8 -	1:31.026	13 -	1:31.845	18 -	1:31.908
4 -	<b>1:29.807</b>	9 -	1:30.746	14 -	1:31.621	19 -	1:40.025P
5 -	1:33.474	10 -	1:39.014P	15 -	1:33.981		
<b>16</b>	<b>Kent</b>	Lister Costin Jaguar					
1 -	9:10.090	6 -	1:23.176	11 -	<b>1:21.963</b>		
2 -	1:28.629	7 -	1:24.182	12 -	1:24.583		
3 -	1:22.382	8 -	1:22.377	13 -	1:32.265P		
4 -	1:25.194	9 -	1:21.974				
5 -	1:25.236	10 -	1:22.393				
<b>18</b>	<b>Ditheridge/Cannell</b>	Cooper Monaco					
1 -	9:47.845	6 -	3:33.835	11 -	1:31.744	16 -	<b>1:29.138</b>
2 -	1:40.615	7 -	1:34.576	12 -	1:31.313	17 -	1:29.338
3 -	1:38.610	8 -	1:34.639	13 -	1:31.759	18 -	1:30.658
4 -	1:35.029	9 -	1:32.724	14 -	1:30.383		
5 -	1:47.354P	10 -	1:31.947	15 -	1:29.913		
<b>19</b>	<b>Emmerling/Hooper</b>	Elva Mk5					
1 -	9:49.146	6 -	1:32.311	11 -	1:30.791	16 -	1:30.871
2 -	1:42.881	7 -	1:30.831	12 -	1:36.763P	17 -	1:29.942
3 -	1:43.913	8 -	1:30.335	13 -	2:29.163		
4 -	1:51.408P	9 -	1:30.316	14 -	1:31.593		
5 -	3:54.191	10 -	<b>1:29.838</b>	15 -	1:30.659		
<b>22</b>	<b>Le Blanc</b>	Cooper Monaco					
1 -	9:15.172	6 -	1:27.936	11 -	1:36.833P	16 -	1:23.349
2 -	1:27.348	7 -	1:23.528	12 -	9:22.428		
3 -	1:24.617	8 -	1:23.368	13 -	1:24.473		
4 -	1:24.219	9 -	1:23.339	14 -	1:23.613		
5 -	1:24.457	10 -	<b>1:22.865</b>	15 -	1:23.484		
<b>23</b>	<b>Harrison/Adcock</b>	Rejo Mk3					
1 -	9:15.277	6 -	2:55.939	11 -	1:31.005	16 -	<b>1:28.518</b>
2 -	1:32.001	7 -	1:32.669	12 -	1:30.713	17 -	1:39.812P
3 -	1:31.087	8 -	1:31.244	13 -	1:37.570		
4 -	1:31.243	9 -	1:31.958	14 -	1:31.384		
5 -	1:36.047P	10 -	1:32.110	15 -	1:36.906		

Car 85 requires a working transponder - Regulation Q.12.2.1 refers.

Weather/Track: Bright/Dry. A 30 second penalty will be applied if not working in the race.

Donington Park  
Circuit Length = 1.9790 miles.  
Start: 10:52 End: 11:22

## Stirling Moss Trophy for pre-61 sportscars

### RACE 19 - QUALIFYING LAP ANALYSIS - Donington Park - 2/3/4 May 2015

(contd.)

<b>28</b>	<b>Piercy</b>	Cooper Monaco			
1 -	9:15.911	6 -	1:36.843P		
2 -	<b>1:28.289</b>	7 -	1:47.354P		
3 -	1:30.405				
4 -	1:29.672				
5 -	1:33.055				
<b>29</b>	<b>Ahlers/Bellinger</b>	Lola Mk1 Prototype			
1 -	9:06.215	6 -	1:32.097P		
2 -	1:23.586	7 -	7:49.253		
3 -	<b>1:22.290</b>	8 -	1:23.870		
4 -	1:23.853	9 -	1:23.695		
5 -	1:28.153	10 -	1:33.834P		
<b>39</b>	<b>Zurstrassen</b>	Elva Mk5			
1 -	9:55.398	6 -	1:31.232	11 -	1:30.160
2 -	1:34.906	7 -	1:30.722	12 -	1:29.563
3 -	1:39.786P	8 -	1:35.528P	13 -	1:29.542
4 -	4:02.331	9 -	4:24.003	14 -	1:29.794
5 -	1:32.354	10 -	1:29.260	15 -	<b>1:28.828</b>
<b>41</b>	<b>Ward</b>	Lister Costin			
1 -	X:00.000P	6 -	1:33.101P	11 -	2:55.901P
2 -	4:18.872	7 -	6:06.110		
3 -	1:22.548	8 -	1:27.282		
4 -	1:22.162	9 -	<b>1:21.456</b>		
5 -	1:22.292	10 -	1:35.070P		
<b>42</b>	<b>Woolley/Shaw</b>	Cooper Monaco			
1 -	9:51.556	6 -	1:26.482	11 -	1:24.366
2 -	1:36.989	7 -	1:28.997	12 -	1:42.056
3 -	1:27.411	8 -	1:26.519	13 -	1:26.838
4 -	1:30.926	9 -	1:26.286	14 -	1:34.554
5 -	<b>1:23.517</b>	10 -	1:24.514	15 -	1:33.502
<b>46</b>	<b>Verdon-Roe/Leventis</b>	Ferrari 246S			
1 -	9:12.865	6 -	1:22.352	11 -	2:54.458
2 -	1:29.995	7 -	1:22.189	12 -	1:20.869
3 -	1:25.338	8 -	1:20.695	13 -	1:21.052
4 -	1:22.728	9 -	1:20.974	14 -	1:25.254
5 -	1:22.429	10 -	1:29.107P	15 -	<b>1:20.134</b>
				16 -	1:21.433
				17 -	1:20.606
				18 -	1:20.850
				19 -	1:20.491
				20 -	1:20.419
				21 -	1:20.326

Car 85 requires a working transponder - Regulation Q.12.2.1 refers.

Weather/Track: Bright/Dry. A 30 second penalty will be applied if not working in the race.

Donington Park  
Circuit Length = 1.9790 miles.  
Start: 10:52 End: 11:22

## Stirling Moss Trophy for pre-61 sportscars

### RACE 19 - QUALIFYING LAP ANALYSIS - Donington Park - 2/3/4 May 2015

(contd.)

<b>63</b>	<b>Minshaw/Keen</b>	Lister Knobbly					
1 -	9:04.447	6 -	1:21.394	11 -	1:20.949	16 -	1:30.614P
2 -	1:23.984	7 -	1:30.567P	12 -	1:20.230		
3 -	1:22.606	8 -	2:33.349	13 -	1:20.600		
4 -	1:22.369	9 -	1:21.400	14 -	1:20.578		
5 -	1:22.406	10 -	1:20.789	15 -	<b>1:19.748</b>		
<b>68</b>	<b>Gordon</b>	Jaguar XK150					
1 -	X:00.000	6 -	1:35.318	11 -	1:36.142	16 -	1:37.179
2 -	1:37.502	7 -	1:35.367	12 -	1:35.762	17 -	1:36.329
3 -	1:36.279	8 -	1:36.209	13 -	1:35.923	18 -	1:37.061
4 -	1:37.892	9 -	1:36.329	14 -	1:36.125	19 -	1:35.295
5 -	1:36.589	10 -	<b>1:34.947</b>	15 -	1:35.325		
<b>70</b>	<b>Kremer/Kremer</b>	Lotus 15					
1 -	9:05.722	6 -	1:26.173	11 -	1:31.782P	16 -	1:45.061P
2 -	1:23.402	7 -	1:30.031P	12 -	3:28.554		
3 -	1:22.673	8 -	2:49.082	13 -	1:42.319		
4 -	1:24.181	9 -	<b>1:22.509</b>	14 -	1:40.581		
5 -	1:29.494	10 -	1:22.667	15 -	1:40.584		
<b>71</b>	<b>Jacobsen/Jacobsen</b>	Lotus XI S1					
1 -	9:35.935	6 -	4:20.960	11 -	1:45.614P	16 -	1:29.214P
2 -	1:26.244	7 -	1:24.061	12 -	3:02.537		
3 -	1:26.159	8 -	1:23.434	13 -	1:27.541		
4 -	1:24.887	9 -	<b>1:22.762</b>	14 -	1:23.834		
5 -	1:31.097P	10 -	1:23.839	15 -	1:25.770		
<b>77</b>	<b>Mahmoud/Mahmoud</b>	Cooper Monaco T49					
1 -	9:30.830	6 -	1:28.707	11 -	3:03.366	16 -	<b>1:26.141</b>
2 -	1:30.268	7 -	1:27.045	12 -	1:29.640	17 -	1:26.879
3 -	1:28.028	8 -	1:26.849	13 -	1:30.115	18 -	1:26.651
4 -	1:37.573	9 -	1:27.611	14 -	1:27.812	19 -	1:27.152
5 -	1:28.749	10 -	1:37.601P	15 -	1:26.405		
<b>85</b>	<b>Bond/Curnow</b>	Lister Jaguar Knobbly					
1 -	9:33.734	6 -	1:32.788	11 -	1:24.291	16 -	1:34.292P
2 -	1:32.384	7 -	1:30.754	12 -	<b>1:23.704</b>	17 -	3:23.739
3 -	1:31.410	8 -	1:30.691	13 -	1:25.455	18 -	1:35.136P
4 -	1:30.039	9 -	1:39.452P	14 -	1:24.718		
5 -	1:30.819	10 -	2:21.702	15 -	1:23.933		

Car 85 requires a working transponder - Regulation Q.12.2.1 refers.

Weather/Track: Bright/Dry. A 30 second penalty will be applied if not working in the race.

Donington Park  
Circuit Length = 1.9790 miles.  
Start: 10:52 End: 11:22

## Stirling Moss Trophy for pre-61 sportscars

### RACE 19 - QUALIFYING LAP ANALYSIS - Donington Park - 2/3/4 May 2015


(contd.)

<b>86</b>	Cooke/Dowd	Cooper Bobtail
1 - 9:31.415	6 - 1:40.953P	11 - 2:52.133
2 - 1:33.663	7 - 3:37.080	12 - 1:29.778
3 - 1:36.118	8 - 1:31.102	13 - <b>1:27.971</b>
4 - 1:32.654	9 - 1:30.093	14 - 1:27.974
5 - 1:31.526	10 - 1:35.162P	15 - 1:38.621P

Car 85 requires a working transponder - Regulation Q.12.2.1 refers.

Weather/Track: Bright/Dry. A 30 second penalty will be applied if not working in the race.

**Stirling Moss Trophy for pre-61 sportscars**  
**RACE 19 - GRID - Donington Park - 2/3/4 May 2015**

ROW 13	68	Gordon	
ROW 12	2	Bernberg/Ugo	10 Gillett/Smith
ROW 11	11	Hubner	19 Emmerling/Hooper
ROW 10	18	Ditheridge/Cannell	3 Edwards
ROW 9	23	Harrison/Adcock	39 Zurstrassen
ROW 8	86	Cooke/Dowd	28 Piercy
ROW 7	85	Bond/Curnow	77 Mahmoud/Mahmoud
ROW 6	22	Le Blanc	42 Woolley/Shaw
ROW 5	4	Champion/Stretton	71 Jacobsen/Jacobsen
ROW 4	29	Ahlers/Bellinger	70 Kremer/Kremer
ROW 3	41	Ward	16 Kent
ROW 2	46	Verdon-Roe/Leventis	8 Wood/Nuthall
ROW 1	1	Bryant/Bryant	63 Minshaw/Keen
<b>POLE</b>			
			

**Car 85 requires a working transponder - Regulation Q.12.2.1 refers.**  
**Weather/Track: Bright/Dry. A 30 second penalty will be applied if not working in the race.**  
**These results are provisional until the conclusion of any judicial and technical matters.**

Donington Park  
 Circuit Length = 1.9790 miles.  
 Start: 10:52 End: 11:22

Clerk of the Course:		Timekeeper:
----------------------	--	-------------

**Stirling Moss Trophy for pre-61 sportscars**  
**RACE 19 - CLASSIFICATION - Donington Park - 2/3/4 May 2015**

POS	NO	CL	DRIVER	CAR	TIME	LAPS	GAP	MPH	BEST
1	63	SM6	Minshaw/Keen	Lister Knobbly	58:38.306	43		87.04	1:19.754
2	41	SM6	Ward	Lister Costin	58:56.964	43	18.658	86.58	1:19.583
3	46	SM6	Fisken/Verdon Roe	Ferrari 246S	59:04.838	43	26.532	86.39	1:19.936
4	1	SM5	Bryant/Bryant	Lotus 15	58:45.805	42	1 LAP	84.83	1:20.156
5	8	SM6	Wood/Nuthall	Lister Knobbly	58:48.329	42	1 LAP	84.77	1:20.729
6	29	SM1	Bellinger/Ahlers	Lola Mk1 Prototype	59:19.688	42	1 LAP	84.02	1:21.238
7	70	SM4	Kremer/Kremer	Lotus 17	58:40.755	40	3 LAPS	80.91	1:21.159
8	4	SM4	Champion/Stretton	Lotus XI Le Mans	58:59.991	40	3 LAPS	80.47	1:22.749
9	77	SM5	Mahmoud/Mahmoud	Cooper Monaco T49	59:40.315	40	3 LAPS	79.56	1:24.472
10	10	SM5	Gillett/Smith	Willment Climax	59:45.057	40	3 LAPS	79.45	1:25.243
11	85	SM6	Bond/Curnow	Lister Jaguar Knobbly	58:03.389	39	4 LAPS	79.73	1:23.528
12	86	SM1	Cooke/Dowd	Cooper Bobtail	58:49.866	39	4 LAPS	78.68	1:26.705
13	3	SM3	Edwards	Rejo Mk4	58:59.429	39	4 LAPS	78.47	1:28.046
14	19	SM1	Emmerling/Hooper	Elva Mk5	59:47.132	39	4 LAPS	77.42	1:28.780
15	23	SM3	Harrison/Adcock	Rejo Mk3	59:48.920	39	4 LAPS	77.38	1:28.428
16	71	SM4	Jacobsen/Jacobsen	Lotus XI S1	55:03.215	38	5 LAPS	81.92	1:23.181
17	11	SM6	Hubner	Lister Knobbly	59:15.958	38	5 LAPS	76.10	1:30.072
18	68	SM2	Gordon	Jaguar XK150	59:54.361	36	7 LAPS	71.32	1:35.513
19	16	SM6	Kent	Lister Costin Jaguar	59:34.325	30	13 LAPS	59.76	1:21.692
20	42	SM5	Woolley/Shaw	Cooper Monaco	40:20.799	28	15 LAPS	82.35	1:22.589
21	22	SM5	Le Blanc	Cooper Monaco	40:31.754	28	15 LAPS	81.98	1:23.636
22	39	SM1	Zurstrassen	Elva Mk5	36:42.024	24	19 LAPS	77.59	1:27.650
23	2	SM1	Bernberg/Ugo	Cooper T39 Bobtail	17:06.614	11	32 LAPS	76.22	1:27.530
24	18	SM5	Cannell/Ditheridge	Cooper Monaco	29:34.979	11	32 LAPS	44.08	1:28.240

**FASTEST LAP**

41	SM6	Ward	Lister Costin	1:19.583	4	89.52mph	144.07kph
1	SM5	Bryant/Bryant	Lotus 15	1:20.156	35	88.88mph	143.04kph
70	SM4	Kremer/Kremer	Lotus 17	1:21.159	4	87.78mph	141.27kph
29	SM1	Bellinger/Ahlers	Lola Mk1 Prototype	1:21.238	8	87.69mph	141.13kph
3	SM3	Edwards	Rejo Mk4	1:28.046	16	80.91mph	130.22kph
68	SM2	Gordon	Jaguar XK150	1:35.513	30	74.59mph	120.04kph

**CAR 28 - NON STARTER**

Weather/Track: Cloud/Dry

These results are provisional until the conclusion of any judicial and technical matters.

Donington Park

Circuit Length = 1.9790 miles.

Start: 16:51 End: 17:50

Clerk of the Course:	Timekeeper:
----------------------	-------------

**Stirling Moss Trophy for pre-61 sportscars**  
**RACE 19 - LAP ANALYSIS - Donington Park - 2/3/4 May 2015**

<b>1</b>	<b>Bryant/Bryant</b>	Lotus 15			
1 - 1:28.428	11 - 1:23.711	21 - 1:20.640	31 - 1:21.390	41 - 1:21.267	
2 - 1:25.600	12 - 1:24.793	22 - 1:20.335	32 - 1:21.577	42 - 1:20.512	
3 - 1:25.034	13 - 1:25.268	23 - 1:22.023	33 - 1:21.504		
4 - 1:25.059	14 - 1:24.424	24 - 1:22.327	34 - 1:21.167		
5 - 1:24.864	15 - 1:30.157P	25 - 1:20.409	35 - <b>1:20.156</b>		
6 - 1:24.190	16 - 2:22.549	26 - 1:20.443	36 - 1:20.951		
7 - 1:24.532	17 - 1:21.301	27 - 1:20.958	37 - 1:20.171		
8 - 1:25.423	18 - 1:21.012	28 - 1:20.556	38 - 1:21.140		
9 - 1:24.492	19 - 1:20.469	29 - 1:20.374	39 - 1:21.096		
10 - 1:23.567	20 - 1:20.414	30 - 1:20.817	40 - 1:20.705		
<b>2</b>	<b>Bernberg/Ugo</b>	Cooper T39 Bobtail			
1 - 1:46.440	6 - 1:31.339	11 - 1:40.164			
2 - 1:38.631	7 - 1:38.212				
3 - 1:28.174	8 - 1:29.780				
4 - 1:28.307	9 - 1:28.724				
5 - <b>1:27.530</b>	10 - 1:29.313				
<b>3</b>	<b>Edwards</b>	Rejo Mk4			
1 - 1:38.812	11 - 1:31.242	21 - 1:28.625	31 - 1:30.182		
2 - 1:30.633	12 - 1:28.759	22 - 1:29.365	32 - 1:32.766		
3 - 1:28.986	13 - 1:29.871	23 - 1:29.118	33 - 1:30.143		
4 - 1:31.212	14 - 1:28.251	24 - 1:30.764	34 - 1:30.399		
5 - 1:29.178	15 - 1:28.175	25 - 1:28.950	35 - 1:30.363		
6 - 1:28.959	16 - <b>1:28.046</b>	26 - 1:29.078	36 - 1:29.496		
7 - 1:28.234	17 - 1:29.161	27 - 1:29.347	37 - 1:29.960		
8 - 1:28.075	18 - 1:31.583P	28 - 1:30.928	38 - 1:30.283		
9 - 1:29.098	19 - 2:07.696	29 - 1:28.334	39 - 1:28.348		
10 - 1:28.327	20 - 1:29.994	30 - 1:28.688			
<b>4</b>	<b>Champion/Stretton</b>	Lotus XI Le Mans			
1 - 1:32.672	11 - 1:27.545	21 - 1:23.477	31 - 1:24.317		
2 - 1:27.924	12 - 1:27.292	22 - 1:24.230	32 - 1:24.768		
3 - 1:28.323	13 - 1:27.708	23 - 1:23.522	33 - 1:24.341		
4 - 1:27.857	14 - 1:26.838	24 - 1:23.282	34 - 1:23.082		
5 - 1:27.687	15 - 1:29.063	25 - 1:23.599	35 - 1:23.067		
6 - 1:27.464	16 - 1:32.280P	26 - 1:24.619	36 - 1:23.882		
7 - 1:29.233	17 - 2:05.581	27 - <b>1:22.749</b>	37 - 1:23.760		
8 - 1:27.508	18 - 1:24.299	28 - 1:23.437	38 - 1:24.220		
9 - 1:27.454	19 - 1:24.146	29 - 1:25.210	39 - 1:46.855P		
10 - 1:28.670	20 - 1:23.803	30 - 1:25.624	40 - 2:08.603		

**CAR 28 - NON STARTER**  
**Weather/Track: Cloud/Dry**



**Stirling Moss Trophy for pre-61 sportscars**  
**RACE 19 - LAP ANALYSIS - Donington Park - 2/3/4 May 2015**  
 (contd.)

<b>8</b>	<b>Wood/Nuthall</b>	Lister Knobbly				
1 - 1:23.815	11 - 1:23.269	21 - 1:21.608	31 - 1:23.030	41 - 1:21.712		
2 - 1:21.875	12 - 1:25.602	22 - 1:21.065	32 - 1:22.937	42 - <b>1:20.729</b>		
3 - 1:22.334	13 - 1:24.264	23 - 1:22.338	33 - 1:22.064			
4 - 1:21.513	14 - 1:22.803	24 - 1:30.531	34 - 1:23.935			
5 - 1:21.172	15 - 1:23.607	25 - 1:26.449P	35 - 1:22.175			
6 - 1:21.943	16 - 1:22.533	26 - 2:18.567	36 - 1:21.237			
7 - 1:21.877	17 - 1:21.938	27 - 1:22.605	37 - 1:22.386			
8 - 1:21.884	18 - 1:21.215	28 - 1:21.869	38 - 1:21.584			
9 - 1:22.099	19 - 1:22.770	29 - 1:22.380	39 - 1:22.346			
10 - 1:23.371	20 - 1:22.244	30 - 1:23.004	40 - 1:21.650			
<b>10</b>	<b>Gillett/Smith</b>	Willment Climax				
1 - 1:39.530	11 - 1:27.974	21 - 1:27.201	31 - 1:27.230			
2 - 1:27.990	12 - 1:28.291	22 - 1:28.095	32 - 1:27.494			
3 - 1:28.740	13 - 1:27.217	23 - 1:26.596	33 - 1:27.232			
4 - 1:26.154	14 - 1:31.533P	24 - 1:27.926	34 - 1:26.669			
5 - <b>1:25.243</b>	15 - 2:39.706	25 - 1:26.756	35 - 1:26.196			
6 - 1:26.366	16 - 1:30.229	26 - 1:27.543	36 - 1:26.261			
7 - 1:26.251	17 - 1:27.903	27 - 1:26.171	37 - 1:26.465			
8 - 1:26.149	18 - 1:29.850	28 - 1:28.183	38 - 1:28.138			
9 - 1:27.317	19 - 1:27.951	29 - 1:26.785	39 - 1:27.709			
10 - 1:28.213	20 - 1:28.506	30 - 1:28.323	40 - 1:26.971			
<b>11</b>	<b>Hubner</b>	Lister Knobbly				
1 - 1:43.944	11 - 1:32.379	21 - 1:31.739	31 - 1:32.870			
2 - 1:31.524	12 - 1:31.141	22 - 1:31.473	32 - 1:30.311			
3 - 1:31.518	13 - 1:32.189	23 - 1:31.159	33 - 1:30.439			
4 - 1:31.046	14 - 1:32.384	24 - 1:31.450	34 - 1:30.315			
5 - <b>1:30.072</b>	15 - 1:31.426	25 - 1:30.868	35 - 1:38.381			
6 - 1:31.313	16 - 1:32.699	26 - 1:31.500	36 - 1:32.452			
7 - 1:31.029	17 - 1:32.665	27 - 1:33.272	37 - 1:32.242			
8 - 1:32.280	18 - 1:36.838P	28 - 1:31.744	38 - 1:32.404			
9 - 1:31.731	19 - 2:21.455	29 - 1:31.522				
10 - 1:32.212	20 - 1:31.615	30 - 1:30.357				
<b>16</b>	<b>Kent</b>	Lister Costin Jaguar				
1 - 1:25.332	6 - 1:23.491	11 - 1:25.219	16 - X:00.000	21 - 1:25.275	26 - 1:23.645	
2 - 1:22.340	7 - 1:22.781	12 - 1:24.383	17 - 1:23.248	22 - 1:22.687	27 - 1:25.636	
3 - 1:22.548	8 - 1:22.007	13 - 1:25.094	18 - 1:25.077	23 - 1:24.035	28 - 1:26.367	
4 - <b>1:21.692</b>	9 - 1:24.017	14 - 1:25.125	19 - 1:23.528	24 - 1:23.141	29 - 1:25.133	
5 - 1:21.994	10 - 1:22.268	15 - 1:29.095P	20 - 1:23.012	25 - 1:24.801	30 - 1:23.878	

**CAR 28 - NON STARTER**  
**Weather/Track: Cloud/Dry**

**Stirling Moss Trophy for pre-61 sportscars**  
**RACE 19 - LAP ANALYSIS - Donington Park - 2/3/4 May 2015**  
 (contd.)

<b>18</b>	<b>Cannell/Ditheridge</b>	Cooper Monaco			
1 - 1:40.212	6 - X:00.000	11 - 1:53.056P			
2 - <b>1:28.240</b>	7 - 1:36.528				
3 - 1:29.355	8 - 1:33.432				
4 - 1:40.499P	9 - 1:34.367				
5 - 4:05.791P	10 - 1:38.483				
<b>19</b>	<b>Emmerling/Hooper</b>	Elva Mk5			
1 - 1:40.793	11 - 1:29.214	21 - 2:22.272	31 - 1:30.093		
2 - 1:31.077	12 - 1:29.516	22 - 1:31.962	32 - 1:30.405		
3 - 1:30.360	13 - 1:29.650	23 - 1:31.549	33 - 1:29.033		
4 - 1:30.837	14 - 1:30.136	24 - 1:32.551	34 - 1:30.098		
5 - 1:30.781	15 - 1:28.989	25 - 1:31.189	35 - 1:29.952		
6 - 1:30.486	16 - 1:29.443	26 - 1:32.279	36 - 1:29.799		
7 - 1:29.938	17 - 1:31.291	27 - 1:31.157	37 - 1:29.802		
8 - 1:31.033	18 - 1:29.595	28 - 1:30.186	38 - 1:30.305		
9 - <b>1:28.780</b>	19 - 1:29.611	29 - 1:30.215	39 - 1:29.662		
10 - 1:29.984	20 - 1:33.173P	30 - 1:29.936			
<b>22</b>	<b>Le Blanc</b>	Cooper Monaco			
1 - 1:30.561	6 - 1:24.269	11 - 1:23.638	16 - 1:23.898	21 - 1:24.267	26 - 2:18.442
2 - 1:24.200	7 - 1:24.070	12 - 1:25.427	17 - 1:23.897	22 - 1:23.858	27 - 1:25.668
3 - 1:24.580	8 - 1:24.894	13 - 1:24.910	18 - 1:23.705	23 - 1:25.640	28 - 1:25.802
4 - 1:25.191	9 - 1:23.658	14 - 1:23.774	19 - 1:26.107	24 - 1:25.621	
5 - 1:24.704	10 - 1:24.153	15 - 1:24.553	20 - <b>1:23.636</b>	25 - 1:28.631P	
<b>23</b>	<b>Harrison/Adcock</b>	Rejo Mk3			
1 - 1:38.715	11 - 1:31.503	21 - 1:30.437	31 - 1:29.506		
2 - 1:31.701	12 - 1:30.323	22 - 1:30.268	32 - 1:29.140		
3 - 1:28.463	13 - 1:29.105	23 - 1:31.479	33 - 1:29.409		
4 - 1:30.549	14 - 1:29.184	24 - 1:30.462	34 - 1:30.076		
5 - 1:29.071	15 - 1:29.875	25 - 1:29.671	35 - 1:29.545		
6 - 1:28.551	16 - 1:31.394P	26 - 1:29.785	36 - 1:30.378		
7 - 1:29.182	17 - 2:45.580	27 - 1:29.364	37 - 1:29.437		
8 - 1:28.473	18 - 1:33.041	28 - 1:29.780	38 - <b>1:28.428</b>		
9 - 1:29.565	19 - 1:30.641	29 - 1:28.933	39 - 1:29.093		
10 - 1:28.619	20 - 1:30.758	30 - 1:29.436			

**CAR 28 - NON STARTER**  
 Weather/Track: Cloud/Dry

**Stirling Moss Trophy for pre-61 sportscars**  
**RACE 19 - LAP ANALYSIS - Donington Park - 2/3/4 May 2015**  
 (contd.)

<b>29</b>	<b>Bellinger/Ahlers</b>	Lola Mk1 Prototype				
1 - 1:28.571	11 - 1:21.992	21 - 1:21.875	31 - 1:24.405	41 - 1:24.497		
2 - 1:23.732	12 - 1:23.364	22 - 1:25.473P	32 - 1:24.210	42 - 1:25.819		
3 - 1:21.829	13 - 1:23.706	23 - 2:17.602	33 - 1:24.703			
4 - 1:21.903	14 - 1:22.309	24 - 1:23.550	34 - 1:24.433			
5 - 1:22.287	15 - 1:22.711	25 - 1:24.400	35 - 1:24.136			
6 - 1:21.806	16 - 1:21.859	26 - 1:24.187	36 - 1:24.491			
7 - 1:21.660	17 - 1:21.267	27 - 1:26.040	37 - 1:24.775			
8 - <b>1:21.238</b>	18 - 1:21.636	28 - 1:24.427	38 - 1:24.765			
9 - 1:22.187	19 - 1:21.814	29 - 1:24.537	39 - 1:23.034			
10 - 1:21.940	20 - 1:21.639	30 - 1:25.280	40 - 1:23.599			
<b>39</b>	<b>Zurstrassen</b>	Elva Mk5				
1 - 1:37.140	6 - 1:28.218	11 - 1:29.475	16 - 1:29.098	21 - 1:27.868		
2 - 1:29.346	7 - 1:28.085	12 - 1:31.003	17 - <b>1:27.650</b>	22 - 1:31.791P		
3 - 1:30.507	8 - 1:28.167	13 - 1:29.779	18 - 1:30.367	23 - 2:20.953		
4 - 1:29.132	9 - 1:29.384	14 - 1:29.314	19 - 1:28.516	24 - 1:32.817P		
5 - 1:28.065	10 - 1:28.975	15 - 1:28.533	20 - 1:27.841			
<b>41</b>	<b>Ward</b>	Lister Costin				
1 - 1:25.593	11 - 1:20.663	21 - 2:09.268	31 - 1:22.083	41 - 1:20.673		
2 - 1:20.148	12 - 1:21.440	22 - 1:21.362	32 - 1:20.363	42 - 1:21.093		
3 - 1:20.254	13 - 1:20.450	23 - 1:19.902	33 - 1:20.803	43 - 1:21.325		
4 - <b>1:19.583</b>	14 - 1:20.281	24 - 1:27.472	34 - 1:20.956			
5 - 1:19.679	15 - 1:20.495	25 - 1:20.976	35 - 1:21.594			
6 - 1:22.182	16 - 1:20.874	26 - 1:20.128	36 - 1:21.044			
7 - 1:19.897	17 - 1:20.893	27 - 1:20.353	37 - 1:21.550			
8 - 1:20.455	18 - 1:19.981	28 - 1:21.087	38 - 1:21.858			
9 - 1:21.359	19 - 1:20.707	29 - 1:20.697	39 - 1:21.367			
10 - 1:21.124	20 - 1:23.488P	30 - 1:20.342	40 - 1:21.122			
<b>42</b>	<b>Woolley/Shaw</b>	Cooper Monaco				
1 - 1:30.079	6 - 1:23.539	11 - 1:23.227	16 - 1:22.753	21 - <b>1:22.589</b>	26 - 1:24.375	
2 - 1:24.205	7 - 1:24.226	12 - 1:25.946	17 - 1:23.781	22 - 1:28.898P	27 - 1:22.768	
3 - 1:24.709	8 - 1:24.060	13 - 1:24.094	18 - 1:24.411	23 - 2:12.486	28 - 1:31.481P	
4 - 1:23.853	9 - 1:24.112	14 - 1:24.849	19 - 1:24.868	24 - 1:25.613		
5 - 1:24.874	10 - 1:24.110	15 - 1:24.995	20 - 1:23.060	25 - 1:22.838		

**CAR 28 - NON STARTER**  
**Weather/Track: Cloud/Dry**

**Stirling Moss Trophy for pre-61 sportscars**  
**RACE 19 - LAP ANALYSIS - Donington Park - 2/3/4 May 2015**  
 (contd.)

<b>46</b>	<b>Fisken/Verdon Roe</b>	<b>Ferrari 246S</b>			
1 - 1:26.542	11 - 1:22.716	21 - 1:20.889	31 - 1:21.123	41 - 1:20.725	
2 - 1:21.534	12 - 1:25.883	22 - 1:20.320	32 - 1:20.864	42 - 1:20.444	
3 - 1:21.469	13 - 1:23.790	23 - 1:22.014	33 - 1:20.600	43 - 1:20.468	
4 - 1:21.140	14 - 1:21.925	24 - 1:22.209	34 - 1:20.706		
5 - 1:20.760	15 - 1:21.296	25 - 1:20.253	35 - 1:21.044		
6 - 1:22.528	16 - 1:22.119	26 - 1:20.191	36 - <b>1:19.936</b>		
7 - 1:20.808	17 - 1:21.421	27 - 1:20.305	37 - 1:20.782		
8 - 1:22.084	18 - 1:25.178P	28 - 1:19.997	38 - 1:20.760		
9 - 1:22.227	19 - 2:00.620	29 - 1:21.455	39 - 1:20.848		
10 - 1:23.066	20 - 1:20.976	30 - 1:20.504	40 - 1:20.319		
<b>63</b>	<b>Minshaw/Keen</b>	<b>Lister Knobbly</b>			
1 - 1:22.480	11 - 1:21.226	21 - 1:20.597	31 - 1:19.881	41 - 1:20.396	
2 - 1:21.239	12 - 1:22.598	22 - 1:20.515	32 - 1:20.636	42 - 1:21.392	
3 - 1:20.768	13 - 1:21.311	23 - 1:19.786	33 - 1:21.204	43 - 1:20.673	
4 - 1:20.256	14 - 1:21.165	24 - 1:21.182	34 - 1:20.041		
5 - 1:20.191	15 - 1:20.979	25 - 1:20.140	35 - 1:21.271		
6 - 1:22.579	16 - 1:20.630	26 - 1:20.610	36 - 1:20.286		
7 - 1:21.316	17 - 1:20.894	27 - 1:20.234	37 - 1:20.763		
8 - 1:21.752	18 - 1:24.069P	28 - 1:20.611	38 - 1:20.107		
9 - 1:21.400	19 - 1:59.355	29 - 1:20.766	39 - 1:20.737		
10 - 1:21.099	20 - 1:20.559	30 - <b>1:19.754</b>	40 - 1:20.858		
<b>68</b>	<b>Gordon</b>	<b>Jaguar XK150</b>			
1 - 1:53.387	11 - 1:40.714	21 - 1:37.786	31 - 1:35.701		
2 - 1:37.186	12 - 1:38.995	22 - 1:36.878	32 - 1:35.547		
3 - 1:35.742	13 - 1:36.626	23 - 1:38.394	33 - 1:37.685		
4 - 1:35.906	14 - 1:40.785P	24 - 1:39.504	34 - 1:41.249		
5 - 1:38.190	15 - 2:29.363	25 - 1:38.734	35 - 1:37.091		
6 - 1:37.295	16 - 1:37.467	26 - 1:38.504	36 - 1:39.146		
7 - 1:37.195	17 - 1:38.419	27 - 1:38.353			
8 - 1:35.952	18 - 1:38.551	28 - 1:36.696			
9 - 1:37.580	19 - 1:38.990	29 - 1:38.318			
10 - 1:43.438	20 - 1:37.481	30 - <b>1:35.513</b>			
<b>70</b>	<b>Kremer/Kremer</b>	<b>Lotus 17</b>			
1 - 1:27.553	11 - 1:22.120	21 - 1:21.899	31 - 1:34.011		
2 - 1:21.865	12 - 1:24.022	22 - 1:22.615	32 - 1:34.404		
3 - 1:21.571	13 - 1:23.569	23 - 1:23.341	33 - 1:36.423		
4 - <b>1:21.159</b>	14 - 1:22.680	24 - 1:23.275	34 - 1:35.434		
5 - 1:22.002	15 - 1:21.376	25 - 1:22.530	35 - 1:35.593		
6 - 1:23.079	16 - 1:21.398	26 - 1:22.414	36 - 1:36.328		
7 - 1:21.987	17 - 1:21.550	27 - 1:24.156	37 - 1:37.150		
8 - 1:21.498	18 - 1:21.903	28 - 1:24.051P	38 - 1:35.217		
9 - 1:23.258	19 - 1:22.549	29 - 2:36.100	39 - 1:37.047		
10 - 1:21.759	20 - 1:22.271	30 - 1:34.648	40 - 1:34.950		

**CAR 28 - NON STARTER**  
**Weather/Track: Cloud/Dry**

**Stirling Moss Trophy for pre-61 sportscars**  
**RACE 19 - LAP ANALYSIS - Donington Park - 2/3/4 May 2015**  
 (contd.)

<b>71</b>	<b>Jacobsen/Jacobsen</b>	<b>Lotus XI S1</b>		
1 - 1:29.240	11 - <b>1:23.181</b>	21 - 1:24.182	31 - 1:25.212	
2 - 1:24.249	12 - 1:23.804	22 - 1:24.446	32 - 1:24.108	
3 - 1:24.063	13 - 1:23.717	23 - 1:25.638	33 - 1:23.650	
4 - 1:23.767	14 - 1:25.196	24 - 1:24.503	34 - 1:23.703	
5 - 1:23.530	15 - 1:25.633	25 - 1:23.696	35 - 1:25.004	
6 - 1:23.537	16 - 1:28.053P	26 - 1:24.783	36 - 1:24.304	
7 - 1:24.659	17 - 2:56.112	27 - 1:24.400	37 - 1:24.269	
8 - 1:23.668	18 - 1:26.098	28 - 1:24.723	38 - 1:23.807	
9 - 1:23.465	19 - 1:25.312	29 - 1:23.364		
10 - 1:23.553	20 - 1:23.673	30 - 1:24.913		
<b>77</b>	<b>Mahmoud/Mahmoud</b>	<b>Cooper Monaco T49</b>		
1 - 1:34.745	11 - 1:28.823	21 - 1:27.554	31 - <b>1:24.472</b>	
2 - 1:30.473	12 - 1:27.809	22 - 1:28.111	32 - 1:43.820	
3 - 1:28.828	13 - 1:27.426	23 - 1:26.515	33 - 1:26.708	
4 - 1:29.331	14 - 1:27.679	24 - 1:26.276	34 - 1:27.023	
5 - 1:27.589	15 - 1:27.768	25 - 1:25.975	35 - 1:26.304	
6 - 1:27.120	16 - 1:26.619	26 - 1:24.816	36 - 1:26.012	
7 - 1:26.974	17 - 1:27.111	27 - 1:26.310	37 - 1:26.440	
8 - 1:28.199	18 - 1:27.530	28 - 1:24.846	38 - 1:27.695	
9 - 1:27.526	19 - 1:32.236P	29 - 1:24.672	39 - 1:24.989	
10 - 1:28.225	20 - 2:39.457	30 - 1:25.199	40 - 1:25.110	
<b>85</b>	<b>Bond/Curnow</b>	<b>Lister Jaguar Knobbly</b>		
1 - 1:35.151	11 - 1:29.625	21 - 1:31.714P	31 - <b>1:23.528</b>	
2 - 1:28.647	12 - 1:28.191	22 - 2:27.388	32 - 1:27.073	
3 - 1:28.082	13 - 1:29.600	23 - 1:26.939	33 - 1:24.413	
4 - 1:28.205	14 - 1:28.775	24 - 1:25.280	34 - 1:26.442	
5 - 1:28.384	15 - 1:28.278	25 - 1:25.544	35 - 1:25.199	
6 - 1:28.157	16 - 1:29.149	26 - 1:25.892	36 - 1:25.038	
7 - 1:27.301	17 - 1:28.217	27 - 1:25.512	37 - 1:24.084	
8 - 1:28.604	18 - 1:30.012	28 - 1:24.169	38 - 1:23.907	
9 - 1:27.852	19 - 1:29.339	29 - 1:24.405	39 - 1:40.295P	
10 - 1:30.003	20 - 1:29.955	30 - 1:25.040		
<b>86</b>	<b>Cooke/Dowd</b>	<b>Cooper Bobtail</b>		
1 - 1:37.625	11 - 1:31.568	21 - 1:33.597P	31 - 1:27.091	
2 - 1:30.365	12 - 1:30.133	22 - 2:20.134	32 - 1:27.399	
3 - 1:29.345	13 - 1:30.386	23 - 1:28.383	33 - 1:27.339	
4 - 1:29.777	14 - 1:29.027	24 - 1:29.785	34 - <b>1:26.705</b>	
5 - 1:28.261	15 - 1:28.949	25 - 1:27.443	35 - 1:26.979	
6 - 1:28.785	16 - 1:29.168	26 - 1:28.369	36 - 1:27.066	
7 - 1:29.232	17 - 1:29.839	27 - 1:28.442	37 - 1:27.806	
8 - 1:29.170	18 - 1:30.215	28 - 1:27.760	38 - 1:28.547	
9 - 1:29.457	19 - 1:31.988	29 - 1:28.321	39 - 1:28.006	
10 - 1:29.045	20 - 1:30.804	30 - 1:27.555		

**CAR 28 - NON STARTER**  
**Weather/Track: Cloud/Dry**

**Stirling Moss Trophy for pre-61 sportscars**  
**RACE 19 - LAP CHART - Donington Park - 2/3/4 May 2015**

Lap 1			Lap 2			Lap 3			Lap 4			Lap 5		
No	Behind	Laptime	No	Behind	Laptime	No	Behind	Laptime	No	Behind	Laptime	No	Behind	Laptime
63		1:22.480	63		1:21.239	63		1:20.768	63		1:20.256	63		1:20.191
8	1.335	1:23.815	8	1.971	1:21.875	41	1.508	1:20.254	41	0.835	1:19.583	41	0.323	1:19.679
16	2.852	1:25.332	41	2.022	1:20.148	8	3.537	1:22.334	8	4.794	1:21.513	8	5.775	1:21.172
41	3.113	1:25.593	16	3.953	1:22.340	46	5.058	1:21.469	46	5.942	1:21.140	46	6.511	1:20.760
46	4.062	1:26.542	46	4.357	1:21.534	16	5.733	1:22.548	16	7.169	1:21.692	16	8.972	1:21.994
70	5.073	1:27.553	70	5.699	1:21.865	70	6.502	1:21.571	70	7.405	1:21.159	70	9.216	1:22.002
1	5.948	1:28.428	29	8.584	1:23.732	29	9.645	1:21.829	29	11.292	1:21.903	29	13.388	1:22.287
29	6.091	1:28.571	71	9.770	1:24.249	71	13.065	1:24.063	71	16.576	1:23.767	71	19.915	1:23.530
71	6.760	1:29.240	1	10.309	1:25.600	42	14.506	1:24.709	42	18.103	1:23.853	42	22.786	1:24.874
42	7.599	1:30.079	42	10.565	1:24.205	1	14.575	1:25.034	1	19.378	1:25.059	1	24.051	1:24.864
22	8.081	1:30.561	22	11.042	1:24.200	22	14.854	1:24.580	22	19.789	1:25.191	22	24.302	1:24.704
4	10.192	1:32.672	4	16.877	1:27.924	4	24.432	1:28.323	4	32.033	1:27.857	4	39.529	1:27.687
77	12.265	1:34.745	85	20.079	1:28.647	85	27.393	1:28.082	85	35.342	1:28.205	10	42.723	1:25.243
85	12.671	1:35.151	77	21.499	1:30.473	77	29.559	1:28.828	10	37.671	1:26.154	85	43.535	1:28.384
39	14.660	1:37.140	39	22.767	1:29.346	10	31.773	1:28.740	77	38.634	1:29.331	77	46.032	1:27.589
86	15.145	1:37.625	10	23.801	1:27.990	39	32.506	1:30.507	39	41.382	1:29.132	39	49.256	1:28.065
23	16.235	1:38.715	86	24.271	1:30.365	86	32.848	1:29.345	86	42.369	1:29.777	86	50.439	1:28.261
3	16.332	1:38.812	18	24.733	1:28.240	18	33.320	1:29.355	23	44.685	1:30.549	23	53.565	1:29.071
10	17.050	1:39.530	3	25.726	1:30.633	3	33.944	1:28.986	3	44.900	1:31.212	3	53.887	1:29.178
18	17.732	1:40.212	23	26.697	1:31.701	23	34.392	1:28.463	19	48.324	1:30.837	19	58.914	1:30.781
19	18.313	1:40.793	19	28.151	1:31.077	19	37.743	1:30.360	18	53.563	1:40.499P	11	1:03.170	1:30.072
11	21.464	1:43.944	11	31.749	1:31.524	11	42.499	1:31.518	11	53.289	1:31.046	2	1:04.148	1:27.530
2	23.960	1:46.440	2	41.352	1:38.631	2	48.758	1:28.174	2	56.809	1:28.307			
68	30.907	1:53.387	68	46.854	1:37.186	68	1:01.828	1:35.742	68	1:17.478	1:35.906			

**CAR 28 - NON STARTER**  
**Weather/Track: Cloud/Dry**

**Stirling Moss Trophy for pre-61 sportscars**  
**RACE 19 - LAP CHART - Donington Park - 2/3/4 May 2015**  
 (contd.)

Lap 6			Lap 7			Lap 8			Lap 9			Lap 10		
No	Behind	Laptime	No	Behind	Laptime	No	Behind	Laptime	No	Behind	Laptime	No	Behind	Laptime
41		1:22.182	41		1:19.897	41		1:20.455	41		1:21.359	41		1:21.124
63	0.074	1:22.579	63	1.493	1:21.316	11	1 LAP	1:31.029	63	2.831	1:21.400	86	1 LAP	1:29.457
8	5.213	1:21.943	8	7.193	1:21.877	63	2.790	1:21.752	19	1 LAP	1:31.033	63	2.806	1:21.099
46	6.534	1:22.528	46	7.445	1:20.808	8	8.622	1:21.884	8	9.362	1:22.099	3	1 LAP	1:29.098
70	9.790	1:23.079	70	11.880	1:21.987	46	9.074	1:22.084	46	9.942	1:22.227	23	1 LAP	1:29.565
16	9.958	1:23.491	16	12.842	1:22.781	2	1 LAP	1:38.212	11	1 LAP	1:32.280	8	11.609	1:23.371
29	12.689	1:21.806	29	14.452	1:21.660	70	12.923	1:21.498	70	14.822	1:23.258	46	11.884	1:23.066
68	1 LAP	1:38.190	71	25.709	1:24.659	16	14.394	1:22.007	29	16.063	1:22.187	19	1 LAP	1:28.780
71	20.947	1:23.537	42	28.149	1:24.226	29	15.235	1:21.238	16	17.052	1:24.017	70	15.457	1:21.759
42	23.820	1:23.539	22	30.239	1:24.070	71	28.922	1:23.668	2	1 LAP	1:29.780	29	16.879	1:21.940
1	25.736	1:24.190	68	1 LAP	1:37.295	42	31.754	1:24.060	71	31.028	1:23.465	16	18.196	1:22.268
22	26.066	1:24.269	1	30.371	1:24.532	22	34.678	1:24.894	42	34.507	1:24.112	11	1 LAP	1:31.731
4	44.488	1:27.464	10	52.938	1:26.251	1	35.339	1:25.423	22	36.977	1:23.658	2	1 LAP	1:28.724
10	46.584	1:26.366	4	53.824	1:29.233	68	1 LAP	1:37.195	1	38.472	1:24.492	71	33.457	1:23.553
85	49.187	1:28.157	18	2 LAPS	4:05.791P	10	58.632	1:26.149	68	1 LAP	1:35.952	42	37.493	1:24.110
77	50.647	1:27.120	85	56.591	1:27.301	4	1:00.877	1:27.508	10	1:04.590	1:27.317	22	40.006	1:24.153
39	54.969	1:28.218	77	57.724	1:26.974	85	1:04.740	1:28.604	4	1:06.972	1:27.454	1	40.915	1:23.567
86	56.719	1:28.785	39	1:03.157	1:28.085	77	1:05.468	1:28.199	85	1:11.233	1:27.852	10	1:11.679	1:28.213
23	59.611	1:28.551	86	1:06.054	1:29.232	39	1:10.869	1:28.167	77	1:11.635	1:27.526	4	1:14.518	1:28.670
3	1:00.341	1:28.959	3	1:08.678	1:28.234	86	1:14.769	1:29.170	39	1:18.894	1:29.384	68	1 LAP	1:37.580
19	1:06.895	1:30.486	23	1:08.896	1:29.182	3	1:16.298	1:28.075				77	1:18.736	1:28.225
11	1:11.978	1:31.313	19	1:16.936	1:29.938	23	1:16.914	1:28.473				85	1:20.112	1:30.003
2	1:12.982	1:31.339												

**CAR 28 - NON STARTER**  
**Weather/Track: Cloud/Dry**

**Stirling Moss Trophy for pre-61 sportscars**  
**RACE 19 - LAP CHART - Donington Park - 2/3/4 May 2015**  
 (contd.)

Lap 11			Lap 12			Lap 13			Lap 14			Lap 15		
No	Behind	Laptime	No	Behind	Laptime	No	Behind	Laptime	No	Behind	Laptime	No	Behind	Laptime
41		1:20.663	41		1:21.440	41		1:20.450	41		1:20.281	41		1:20.495
63	3.369	1:21.226	63	4.527	1:22.598	63	5.388	1:21.311	63	6.272	1:21.165	63	6.756	1:20.979
39	1 LAP	1:28.975	77	1 LAP	1:28.823	10	1 LAP	1:28.291	10	1 LAP	1:27.217	4	1 LAP	1:26.838
86	1 LAP	1:29.045	85	1 LAP	1:29.625	4	1 LAP	1:27.292	4	1 LAP	1:27.708	10	1 LAP	1:31.533P
3	1 LAP	1:28.327	39	1 LAP	1:29.475	77	1 LAP	1:27.809	77	1 LAP	1:27.426	46	24.165	1:21.296
23	1 LAP	1:28.619	8	18.377	1:25.602	85	1 LAP	1:28.191	46	23.364	1:21.925	70	25.895	1:21.376
46	13.937	1:22.716	46	18.380	1:25.883	46	21.720	1:23.790	85	1 LAP	1:29.600	77	1 LAP	1:27.679
8	14.215	1:23.269	68	2 LAPS	1:43.438	8	22.191	1:24.264	8	24.713	1:22.803	29	27.632	1:22.711
70	16.914	1:22.120	70	19.496	1:24.022	70	22.615	1:23.569	70	25.014	1:22.680	8	27.825	1:23.607
29	18.208	1:21.992	29	20.132	1:23.364	29	23.388	1:23.706	29	25.416	1:22.309	85	1 LAP	1:28.775
16	22.752	1:25.219	86	1 LAP	1:31.568	39	1 LAP	1:31.003	39	1 LAP	1:29.779	39	1 LAP	1:29.314
19	1 LAP	1:29.984	3	1 LAP	1:31.242	3	1 LAP	1:28.759	16	35.183	1:25.125	16	43.783	1:29.095P
2	1 LAP	1:29.313	23	1 LAP	1:31.503	86	1 LAP	1:30.133	3	1 LAP	1:29.871	3	1 LAP	1:28.251
11	1 LAP	1:32.212	16	25.695	1:24.383	16	30.339	1:25.094	86	1 LAP	1:30.386	86	1 LAP	1:29.027
71	35.975	1:23.181	19	1 LAP	1:29.214	23	1 LAP	1:30.323	23	1 LAP	1:29.105	23	1 LAP	1:29.184
42	40.057	1:23.227	71	38.339	1:23.804	68	2 LAPS	1:40.714	71	46.521	1:25.196	71	51.659	1:25.633
22	42.981	1:23.638	42	44.563	1:25.946	19	1 LAP	1:29.516	19	1 LAP	1:29.650	42	57.275	1:24.995
1	43.963	1:23.711	11	1 LAP	1:32.379	71	41.606	1:23.717	42	52.775	1:24.849	22	58.979	1:24.553
10	1:18.990	1:27.974	22	46.968	1:25.427	42	48.207	1:24.094	22	54.921	1:23.774	19	1 LAP	1:30.136
4	1:21.400	1:27.545	1	47.316	1:24.793	22	51.428	1:24.910	1	56.277	1:24.424	1	1:05.939	1:30.157P
			2	1 LAP	1:40.164	1	52.134	1:25.268	68	2 LAPS	1:38.995	18	9 LAPS	10:55.016
						11	1 LAP	1:31.141	11	1 LAP	1:32.189	68	2 LAPS	1:36.626

**CAR 28 - NON STARTER**  
**Weather/Track: Cloud/Dry**

Donington Park  
 Circuit Length = 1.9790 miles.  
 Start: 16:51 End: 17:50



**Stirling Moss Trophy for pre-61 sportscars**  
**RACE 19 - LAP CHART - Donington Park - 2/3/4 May 2015**  
 (contd.)

Lap 16			Lap 17			Lap 18			Lap 19			Lap 20		
No	Behind	Laptime	No	Behind	Laptime	No	Behind	Laptime	No	Behind	Laptime	No	Behind	Laptime
41		1:20.874	41		1:20.893	41		1:19.981	41		1:20.707	41		1:23.488P
11	2 LAPS	1:32.384	18	10 LAPS	1:36.528	63	10.601	1:24.069P	68	4 LAPS	2:29.363	86	2 LAPS	1:30.215
63	6.512	1:20.630	63	6.513	1:20.894	18	10 LAPS	1:33.432	4	2 LAPS	2:05.581	4	2 LAPS	1:24.299
46	25.410	1:22.119	11	2 LAPS	1:31.426	11	2 LAPS	1:32.699	19	2 LAPS	1:31.291	19	2 LAPS	1:29.595
70	26.419	1:21.398	68	3 LAPS	1:40.785P	70	28.998	1:21.903	18	10 LAPS	1:34.367	68	4 LAPS	1:37.467
29	28.617	1:21.859	10	2 LAPS	2:39.706	46	31.135	1:25.178P	70	30.840	1:22.549	70	29.623	1:22.271
4	1 LAP	1:29.063	46	25.938	1:21.421	29	30.646	1:21.636	29	31.753	1:21.814	29	29.904	1:21.639
8	29.484	1:22.533	70	27.076	1:21.550	10	2 LAPS	1:30.229	8	33.826	1:22.770	8	32.582	1:22.244
77	1 LAP	1:27.768	29	28.991	1:21.267	8	31.763	1:21.215	11	2 LAPS	1:32.665	18	10 LAPS	1:38.483
85	1 LAP	1:28.278	8	30.529	1:21.938	77	1 LAP	1:27.111	10	2 LAPS	1:27.903	10	2 LAPS	1:29.850
39	1 LAP	1:28.533	4	1 LAP	1:32.280P	1	1 LAP	1:21.301	1	1 LAP	1:21.012	1	1 LAP	1:20.469
3	1 LAP	1:28.175	77	1 LAP	1:26.619	85	1 LAP	1:28.217	63	49.249	1:59.355	63	46.320	1:20.559
86	1 LAP	1:28.949	1	1 LAP	2:22.549	42	1:06.472	1:24.411	77	1 LAP	1:27.530	11	2 LAPS	1:36.838P
71	58.838	1:28.053P	85	1 LAP	1:29.149	39	1 LAP	1:27.650	85	1 LAP	1:30.012	77	1 LAP	1:32.236P
23	1 LAP	1:29.875	39	1 LAP	1:29.098	22	1:08.731	1:23.705	42	1:10.633	1:24.868	46	1:08.536	1:20.976
42	59.154	1:22.753	3	1 LAP	1:28.046	3	1 LAP	1:29.161	46	1:11.048	2:00.620	42	1:10.205	1:23.060
22	1:02.003	1:23.898	42	1:02.042	1:23.781	71	1 LAP	2:56.112	23	2 LAPS	2:45.580	85	1 LAP	1:29.339
19	1 LAP	1:28.989	86	1 LAP	1:29.168	86	1 LAP	1:29.839	22	1:14.131	1:26.107	22	1:14.279	1:23.636
			22	1:05.007	1:23.897				39	1 LAP	1:30.367	39	1 LAP	1:28.516
			23	1 LAP	1:31.394P				71	1 LAP	1:26.098	71	1 LAP	1:25.312
			19	1 LAP	1:29.443				3	1 LAP	1:31.583P	23	2 LAPS	1:33.041
												4	1 LAP	1:24.146
												86	1 LAP	1:31.988
												19	1 LAP	1:29.611

**CAR 28 - NON STARTER**  
**Weather/Track: Cloud/Dry**

**Stirling Moss Trophy for pre-61 sportscars**  
**RACE 19 - LAP CHART - Donington Park - 2/3/4 May 2015**  
 (contd.)

Lap 21			Lap 22			Lap 23			Lap 24			Lap 25		
No	Behind	Laptime	No	Behind	Laptime	No	Behind	Laptime	No	Behind	Laptime	No	Behind	Laptime
70		1:21.899	70		1:22.615	70		1:23.341	70		1:23.275	70		1:22.530
29	0.257	1:21.875	19	2 LAPS	1:33.173P	8	0.115	1:22.338	8	7.371	1:30.531	23	3 LAPS	1:30.268
8	2.668	1:21.608	8	1.118	1:21.065	11	3 LAPS	1:31.615	63	7.647	1:21.182	63	5.257	1:20.140
68	4 LAPS	1:38.419	29	3.115	1:25.473P	1	1 LAP	1:20.335	1	1 LAP	1:22.023	1	1 LAP	1:22.327
3	2 LAPS	2:07.696	1	1 LAP	1:20.640	63	9.740	1:19.786	11	3 LAPS	1:31.739	8	11.290	1:26.449P
1	1 LAP	1:20.414	63	13.295	1:20.515	41	13.054	1:19.902	42	1 LAP	2:12.486	41	15.697	1:20.976
63	15.395	1:20.597	41	16.493	1:21.362	3	2 LAPS	1:28.625	41	17.251	1:27.472	42	1 LAP	1:25.613
41	17.746	2:09.268	68	4 LAPS	1:38.551	10	2 LAPS	1:27.201	3	2 LAPS	1:29.365	11	3 LAPS	1:31.473
10	2 LAPS	1:27.951	3	2 LAPS	1:29.994	77	2 LAPS	1:27.554	46	33.215	1:22.209	46	30.938	1:20.253
46	37.903	1:20.889	10	2 LAPS	1:28.506	46	34.281	1:22.014	10	2 LAPS	1:28.095	3	2 LAPS	1:29.118
42	41.272	1:22.589	77	2 LAPS	2:39.457	68	4 LAPS	1:38.990	77	2 LAPS	1:28.111	10	2 LAPS	1:26.596
18	10 LAPS	1:53.056P	46	35.608	1:20.320	22	50.566	1:25.640	85	2 LAPS	2:27.388	77	2 LAPS	1:26.515
22	47.024	1:24.267	42	47.555	1:28.898P	71	1 LAP	1:24.446	68	4 LAPS	1:37.481	85	2 LAPS	1:26.939
85	1 LAP	1:29.955	22	48.267	1:23.858	29	57.376	2:17.602	22	52.912	1:25.621	39	2 LAPS	2:20.953
71	1 LAP	1:23.673	71	1 LAP	1:24.182	19	2 LAPS	2:22.272	86	2 LAPS	2:20.134	22	59.013	1:28.631P
39	1 LAP	1:27.841	85	1 LAP	1:31.714P	4	1 LAP	1:24.230	29	57.651	1:23.550	29	59.521	1:24.400
4	1 LAP	1:23.803	39	1 LAP	1:27.868	39	1 LAP	1:31.791P	71	1 LAP	1:25.638	71	1 LAP	1:24.503
23	2 LAPS	1:30.641	4	1 LAP	1:23.477	23	2 LAPS	1:30.437	4	1 LAP	1:23.522	86	2 LAPS	1:28.383
86	1 LAP	1:30.804	23	2 LAPS	1:30.758				19	2 LAPS	1:31.962	68	4 LAPS	1:37.786
11	2 LAPS	2:21.455	86	1 LAP	1:33.597P							4	1 LAP	1:23.282
												19	2 LAPS	1:31.549

**CAR 28 - NON STARTER**  
**Weather/Track: Cloud/Dry**

Donington Park  
 Circuit Length = 1.9790 miles.  
 Start: 16:51 End: 17:50

**Stirling Moss Trophy for pre-61 sportscars**  
**RACE 19 - LAP CHART - Donington Park - 2/3/4 May 2015**  
 (contd.)

Lap 26			Lap 27			Lap 28			Lap 29			Lap 30		
No	Behind	Laptime	No	Behind	Laptime	No	Behind	Laptime	No	Behind	Laptime	No	Behind	Laptime
70		1:22.414	63		1:20.234	63		1:20.611	63		1:20.766	63		1:19.754
63	3.453	1:20.610	70	0.469	1:24.156	1	1 LAP	1:20.958	86	3 LAPS	1:28.369	1	1 LAP	1:20.374
1	1 LAP	1:20.409	1	1 LAP	1:20.443	70	3.909	1:24.051P	1	1 LAP	1:20.556	16	13 LAPS	1:23.248
23	3 LAPS	1:31.479	19	3 LAPS	1:32.551	41	10.553	1:21.087	16	13 LAPS	1:28.476	86	3 LAPS	1:28.442
41	13.411	1:20.128	41	10.077	1:20.353	68	5 LAPS	1:38.394	41	10.484	1:20.697	41	11.072	1:20.342
42	1 LAP	1:22.838	42	1 LAP	1:24.375	19	3 LAPS	1:31.189	46	25.408	1:21.455	46	26.158	1:20.504
46	28.715	1:20.191	23	3 LAPS	1:30.462	42	1 LAP	1:22.768	19	3 LAPS	1:32.279	19	3 LAPS	1:31.157
11	3 LAPS	1:31.159	46	25.333	1:20.305	46	24.719	1:19.997	42	1 LAP	1:31.481P	23	3 LAPS	1:29.364
77	2 LAPS	1:26.276	22	1 LAP	2:18.442	23	3 LAPS	1:29.671	68	5 LAPS	1:39.504	68	5 LAPS	1:38.734
10	2 LAPS	1:27.926	11	3 LAPS	1:31.450	22	1 LAP	1:25.668	23	3 LAPS	1:29.785	77	2 LAPS	1:24.846
3	2 LAPS	1:30.764	77	2 LAPS	1:25.975	11	3 LAPS	1:30.868	22	1 LAP	1:25.802	85	2 LAPS	1:24.169
85	2 LAPS	1:25.280	10	2 LAPS	1:26.756	77	2 LAPS	1:24.816	77	2 LAPS	1:26.310	10	2 LAPS	1:28.183
39	2 LAPS	1:32.817P	85	2 LAPS	1:25.544	85	2 LAPS	1:25.892	11	3 LAPS	1:31.500	8	1:12.483	1:23.004
29	1:01.294	1:24.187	3	2 LAPS	1:28.950	10	2 LAPS	1:27.543	85	2 LAPS	1:25.512	11	3 LAPS	1:33.272
71	1 LAP	1:23.696	71	1 LAP	1:24.783	3	2 LAPS	1:29.078	10	2 LAPS	1:26.171	71	1 LAP	1:23.364
4	1 LAP	1:23.599	29	1:03.647	1:26.040	71	1 LAP	1:24.400	8	1:09.233	1:22.380	29	1:16.760	1:25.280
8	1:07.443	2:18.567	8	1:06.361	1:22.605	29	1:07.463	1:24.427	3	2 LAPS	1:29.347	4	1 LAP	1:25.210
86	2 LAPS	1:29.785	4	1 LAP	1:24.619	8	1:07.619	1:21.869	71	1 LAP	1:24.723			
68	4 LAPS	1:36.878	86	2 LAPS	1:27.443	4	1 LAP	1:22.749	29	1:11.234	1:24.537			
									4	1 LAP	1:23.437			
									70	1:19.243	2:36.100			

**CAR 28 - NON STARTER**  
**Weather/Track: Cloud/Dry**

Donington Park  
 Circuit Length = 1.9790 miles.  
 Start: 16:51 End: 17:50

**Stirling Moss Trophy for pre-61 sportscars**  
**RACE 19 - LAP CHART - Donington Park - 2/3/4 May 2015**  
 (contd.)

Lap 31			Lap 32			Lap 33			Lap 34			Lap 35		
No	Behind	Laptime	No	Behind	Laptime	No	Behind	Laptime	No	Behind	Laptime	No	Behind	Laptime
63		1:19.881	63		1:20.636	63		1:21.204	63		1:20.041	63		1:21.271
3	3 LAPS	1:30.928	29	1 LAP	1:24.405	71	2 LAPS	1:25.212	71	2 LAPS	1:24.108	23	4 LAPS	1:29.506
1	1 LAP	1:20.817	4	2 LAPS	1:25.624	10	3 LAPS	1:28.323	1	1 LAP	1:21.504	85	3 LAPS	1:27.073
16	13 LAPS	1:25.077	11	4 LAPS	1:31.744	29	1 LAP	1:24.210	29	1 LAP	1:24.703	8	1 LAP	1:23.935
41	13.274	1:22.083	1	1 LAP	1:21.390	1	1 LAP	1:21.577	10	3 LAPS	1:27.230	1	1 LAP	1:21.167
70	1 LAP	1:34.648	3	3 LAPS	1:28.334	4	2 LAPS	1:24.317	4	2 LAPS	1:24.768	71	2 LAPS	1:23.650
86	3 LAPS	1:27.760	41	13.001	1:20.363	68	6 LAPS	1:38.353	41	13.515	1:20.956	29	1 LAP	1:24.433
46	27.400	1:21.123	16	13 LAPS	1:23.528	41	12.600	1:20.803	68	6 LAPS	1:36.696	4	2 LAPS	1:24.341
19	3 LAPS	1:30.186	86	3 LAPS	1:28.321	11	4 LAPS	1:31.522	16	13 LAPS	1:25.275	41	13.838	1:21.594
23	3 LAPS	1:29.780	46	27.628	1:20.864	3	3 LAPS	1:28.688	11	4 LAPS	1:30.357	10	3 LAPS	1:27.494
77	2 LAPS	1:24.672	70	1 LAP	1:34.011	16	13 LAPS	1:23.012	3	3 LAPS	1:30.182	77	3 LAPS	1:43.820
85	2 LAPS	1:24.405	19	3 LAPS	1:30.215	46	27.024	1:20.600	46	27.689	1:20.706	16	13 LAPS	1:22.687
68	5 LAPS	1:38.504	23	3 LAPS	1:28.933	86	3 LAPS	1:27.555	86	3 LAPS	1:27.091	46	27.462	1:21.044
8	1:15.632	1:23.030	77	2 LAPS	1:25.199	70	1 LAP	1:34.404	70	1 LAP	1:36.423	11	4 LAPS	1:32.870
10	2 LAPS	1:26.785	85	2 LAPS	1:25.040	19	3 LAPS	1:29.936	19	3 LAPS	1:30.093	3	3 LAPS	1:32.766
71	1 LAP	1:24.913	8	1:17.933	1:22.937	23	3 LAPS	1:29.436				68	6 LAPS	1:38.318
						77	2 LAPS	1:24.472				86	3 LAPS	1:27.399
						85	2 LAPS	1:23.528				70	1 LAP	1:35.434
						8	1:18.793	1:22.064						

**CAR 28 - NON STARTER**  
**Weather/Track: Cloud/Dry**

Donington Park  
 Circuit Length = 1.9790 miles.  
 Start: 16:51 End: 17:50

**Stirling Moss Trophy for pre-61 sportscars**  
**RACE 19 - LAP CHART - Donington Park - 2/3/4 May 2015**  
 (contd.)

Lap 36			Lap 37			Lap 38			Lap 39			Lap 40		
No	Behind	Laptime	No	Behind	Laptime	No	Behind	Laptime	No	Behind	Laptime	No	Behind	Laptime
63		1:20.286	63		1:20.763	63		1:20.107	63		1:20.737	63		1:20.858
8	1 LAP	1:22.175	8	1 LAP	1:21.237	8	1 LAP	1:22.386	68	7 LAPS	1:35.547	11	5 LAPS	1:38.381
85	3 LAPS	1:24.413	70	2 LAPS	1:35.593	1	1 LAP	1:20.171	8	1 LAP	1:21.584	1	1 LAP	1:21.096
19	4 LAPS	1:30.405	1	1 LAP	1:20.951	85	3 LAPS	1:25.199	1	1 LAP	1:21.140	8	1 LAP	1:22.346
1	1 LAP	1:20.156	85	3 LAPS	1:26.442	41	17.134	1:21.858	41	17.764	1:21.367	41	18.028	1:21.122
23	4 LAPS	1:29.140	19	4 LAPS	1:29.033	71	2 LAPS	1:24.304	85	3 LAPS	1:25.038	68	7 LAPS	1:37.685
71	2 LAPS	1:23.703	41	15.383	1:21.550	70	2 LAPS	1:36.328	71	2 LAPS	1:24.269	85	3 LAPS	1:24.084
41	14.596	1:21.044	71	2 LAPS	1:25.004	4	2 LAPS	1:23.882	4	2 LAPS	1:23.760	71	2 LAPS	1:23.807
29	1 LAP	1:24.136	23	4 LAPS	1:29.409	19	4 LAPS	1:30.098	29	1 LAP	1:24.765	46	27.356	1:20.319
4	2 LAPS	1:23.082	4	2 LAPS	1:23.067	29	1 LAP	1:24.775	46	27.895	1:20.848	4	2 LAPS	1:24.220
10	3 LAPS	1:27.232	29	1 LAP	1:24.491	46	27.784	1:20.760	19	4 LAPS	1:29.952	29	1 LAP	1:23.034
77	3 LAPS	1:26.708	46	27.131	1:20.782	23	4 LAPS	1:30.076	23	4 LAPS	1:29.545	19	4 LAPS	1:29.799
46	27.112	1:19.936	10	3 LAPS	1:26.669	10	3 LAPS	1:26.196	16	13 LAPS	1:23.645	16	13 LAPS	1:25.636
16	13 LAPS	1:24.035	77	3 LAPS	1:27.023	16	13 LAPS	1:24.801	70	2 LAPS	1:37.150	23	4 LAPS	1:30.378
11	4 LAPS	1:30.311	16	13 LAPS	1:23.141	77	3 LAPS	1:26.304	10	3 LAPS	1:26.261	10	3 LAPS	1:26.465
3	3 LAPS	1:30.143	11	4 LAPS	1:30.439	86	3 LAPS	1:26.979	77	3 LAPS	1:26.012	77	3 LAPS	1:26.440
86	3 LAPS	1:27.339	3	3 LAPS	1:30.399	11	4 LAPS	1:30.315	86	3 LAPS	1:27.066	70	2 LAPS	1:35.217
68	6 LAPS	1:35.513	86	3 LAPS	1:26.705	3	3 LAPS	1:30.363	3	3 LAPS	1:29.496	86	3 LAPS	1:27.806
			68	6 LAPS	1:35.701									

**CAR 28 - NON STARTER**  
**Weather/Track: Cloud/Dry**

Donington Park  
 Circuit Length = 1.9790 miles.  
 Start: 16:51 End: 17:50

**Stirling Moss Trophy for pre-61 sportscars**  
**RACE 19 - LAP CHART - Donington Park - 2/3/4 May 2015**  
 (contd.)

Lap 41			Lap 42			Lap 43			Lap 44			Lap 45		
No	Behind	Laptime	No	Behind	Laptime	No	Behind	Laptime	No	Behind	Laptime	No	Behind	Laptime
63		1:20.396	63		1:21.392	63		1:20.673						
3	4 LAPS	1:29.960	86	4 LAPS	1:28.547	70	3 LAPS	1:34.950						
1	1 LAP	1:20.705	1	1 LAP	1:21.267	1	1 LAP	1:20.512						
8	1 LAP	1:21.650	8	1 LAP	1:21.712	8	1 LAP	1:20.729						
11	5 LAPS	1:32.452	3	4 LAPS	1:30.283	86	4 LAPS	1:28.006						
41	18.305	1:20.673	41	18.006	1:21.093	41	18.658	1:21.325						
85	3 LAPS	1:23.907	11	5 LAPS	1:32.242	3	4 LAPS	1:28.348						
46	27.685	1:20.725	46	26.737	1:20.444	4	3 LAPS	2:08.603						
29	1 LAP	1:23.599	29	1 LAP	1:24.497	46	26.532	1:20.468						
68	7 LAPS	1:41.249	85	3 LAPS	1:40.295P	11	5 LAPS	1:32.404						
16	13 LAPS	1:26.367	16	13 LAPS	1:25.133	29	1 LAP	1:25.819						
19	4 LAPS	1:29.802	77	3 LAPS	1:24.989	16	13 LAPS	1:23.878						
77	3 LAPS	1:27.695	68	7 LAPS	1:37.091	77	3 LAPS	1:25.110						
10	3 LAPS	1:28.138	19	4 LAPS	1:30.305	10	3 LAPS	1:26.971						
4	2 LAPS	1:46.855P	10	3 LAPS	1:27.709	19	4 LAPS	1:29.662						
23	4 LAPS	1:29.437	23	4 LAPS	1:28.428	23	4 LAPS	1:29.093						
70	2 LAPS	1:37.047				68	7 LAPS	1:39.146						

**CAR 28 - NON STARTER**  
**Weather/Track: Cloud/Dry**

Donington Park  
 Circuit Length = 1.9790 miles.  
 Start: 16:51 End: 17:50

**HRDC Touring Greats for pre-60 Touring Cars**  
**RACE 20 - QUALIFYING - Donington Park - 2/3/4 May 2015**

POS	NO	CL	DRIVER	CAR	TIME	LAPS	GAP	MPH
1	34	C	Gordon/Meaden	Alfa Romeo Guiletta TI	1:29.071	10		79.98
2	77	S	Jordan/Jordan	Austin A40	1:29.239	9	0.168	79.83
3	30	S	Moore	Austin A40	1:31.478	11	2.407	77.88
4	1	B	Harrison/Soper	Volvo Amazon	1:31.728	15	2.657	77.66
5	48	A	Butterfield/Butterfield	Jaguar Mk1	1:32.358	15	3.287	77.13
6	16	A	Mannering/Barclay	Jaguar Mk1	1:33.110	14	4.039	76.51
7	296	C	Shephard	Alfa Romeo Guiletta TI	1:33.428	15	4.357	76.25
8	17	B	Devine	Riley 1.5	1:33.997	6	4.926	75.79
9	11	C	Boston	OUMF Riley 1.5	1:34.378	15	5.307	75.48
10	120	T63	Wheelwright/Davis	Ford Corsair	1:34.584	15	5.513	75.32
11	70	S	Allen	Austin A35	1:34.738	15	5.667	75.20
12	69	C	Watson/Snowdon	Alfa Romeo Guiletta TI	1:34.857	13	5.786	75.10
13	68	A	Gordon	Jaguar XK150	1:35.913	14	6.842	74.28
14	23	A	Love/Love	Jaguar Mk7	1:36.744	11	7.673	73.64
15	52	S	Clayton	Austin A35	1:37.319	15	8.248	73.20
16	21	S	Frankel/Frankel	Alfa Romeo Guiletta Sprint	1:38.087	10	9.016	72.63
17	15	B	Polson	Bonhams Riley 1.5	1:38.966	5	9.895	71.98
18	199	T63	Dowsett	Hillman Rallye Imp	1:39.781	14	10.710	71.40
19	7	T63	Murray	Alfa Romeo 2600 Sprint	1:39.951	13	10.880	71.27
20	50	C	Blanchett	Austin A50	1:40.125	15	11.054	71.15
21	123	D	Koskela/Koskela	Ford Prefect 107E	1:41.259	14	12.188	70.35
22	155	D	Robson/Persaud	Standard Pennant	1:41.506	14	12.435	70.18
23	73	ACD	Lillywhite	Austin A35 Academy	1:41.703	14	12.632	70.05
24	113	C	Pritchard	VW Beetle	1:42.173	13	13.102	69.72
25	88	D	Barber/Thomas	Abarth 850TC	1:42.364	13	13.293	69.59
26	44	D	Cross/Cross	Morris Minor Bluebell	1:42.680	14	13.609	69.38
27	75	ACD	Davis/Grindall	Austin A35 Academy	1:42.746	10	13.675	69.34
28	99	D	Kennedy/Kennedy	Abarth 850TC	1:43.408	14	14.337	68.89
29	10	S	McNeill/McNeill	Standard Ten	1:44.044	13	14.973	68.47
30	49	D	Alcock	Morris Minor Lowlight	1:44.135	10	15.064	68.41
31	3	A	Imber	Mercedes Benz 220s	1:48.120	14	19.049	65.89
32	76	ACD	Grindall/Bromley	Austin A35 Academy	1:48.928	8	19.857	65.40
33	64	T63	MacKrill	Triumph Vitesse	1:54.054	3	24.983	62.46
34	157	ACD	Swaffer	Austin A35 Academy	1:56.398	13	27.327	61.20

**CAR 113 - PLEASE IMPROVE SIDE NUMBER**

**Weather/Track: Bright/Dry**

**These results are provisional until the conclusion of any judicial and technical matters.**

Donington Park

Circuit Length = 1.9790 miles.

Start: 11:29 End: 11:54

Clerk of the Course:	Timekeeper:
----------------------	-------------

# HRDC Touring Greats for pre-60 Touring Cars

## RACE 20 - QUALIFYING LAP ANALYSIS - Donington Park - 2/3/4 May 2015

<b>1</b>	<b>Harrison/Soper</b>	Volvo Amazon
1 - 6:57.010	6 - 2:40.335	11 - 1:31.793
2 - 1:38.593	7 - 1:34.635	12 - 1:32.105
3 - 1:37.152	8 - <b>1:31.728</b>	13 - 1:31.799
4 - 1:34.949	9 - 1:32.565	14 - 1:32.023
5 - 1:38.632P	10 - 1:31.773	15 - 1:35.455
<b>3</b>	<b>Imber</b>	Mercedes Benz 220s
1 - 6:59.907	6 - 1:49.170	11 - 1:50.244
2 - 1:52.328	7 - 1:48.558	12 - <b>1:48.120</b>
3 - 1:49.439	8 - 1:49.818	13 - 1:48.469
4 - 1:49.482	9 - 1:48.555	14 - 1:48.686
5 - 1:50.606	10 - 1:48.367	
<b>7</b>	<b>Murray</b>	Alfa Romeo 2600 Sprint
1 - 7:06.110	6 - 1:41.762	11 - 1:40.954
2 - 1:43.832	7 - 1:40.452	12 - 1:42.393
3 - 1:43.471	8 - <b>1:39.951</b>	13 - 1:41.348
4 - 1:40.329	9 - 1:44.871P	
5 - 1:48.457	10 - 4:12.753	
<b>10</b>	<b>McNeill/McNeill</b>	Standard Ten
1 - 7:02.355	6 - 3:27.007	11 - 1:45.723
2 - 1:46.786	7 - 1:45.572	12 - 1:45.351
3 - 1:45.255	8 - 1:46.027	13 - 1:48.562
4 - <b>1:44.044</b>	9 - 1:50.719	
5 - 1:55.508P	10 - 1:48.653	
<b>11</b>	<b>Boston</b>	OUMF Riley 1.5
1 - 6:56.855	6 - 1:35.042	11 - 1:39.457
2 - 1:42.017	7 - 1:36.484	12 - 1:35.555
3 - 1:36.135	8 - 1:35.946	13 - 1:34.874
4 - 1:37.024	9 - 1:34.687	14 - 1:35.040
5 - 1:34.716	10 - 1:34.654	15 - <b>1:34.378</b>
<b>15</b>	<b>Polson</b>	Bonhams Riley 1.5
1 - 6:36.815		
2 - 1:47.459P		
3 - 7:33.201		
4 - <b>1:38.966</b>		
5 - 1:48.990P		

CAR 113 - PLEASE IMPROVE SIDE NUMBER  
Weather/Track: Bright/Dry



# HRDC Touring Greats for pre-60 Touring Cars

## RACE 20 - QUALIFYING LAP ANALYSIS - Donington Park - 2/3/4 May 2015

(contd.)

<b>16</b>	<b>Mannering/Barclay</b>	Jaguar Mk1
1 - 6:19.954	6 - 2:00.672P	11 - <b>1:33.110</b>
2 - 1:56.656	7 - 3:23.289	12 - 1:33.557
3 - 1:57.528	8 - 1:35.093	13 - 1:42.328
4 - 1:57.637	9 - 1:34.459	14 - 1:39.250
5 - 1:57.088	10 - 1:35.158	
<b>17</b>	<b>Devine</b>	Riley 1.5
1 - 6:00.959	6 - 1:39.187P	
2 - 1:37.622		
3 - <b>1:33.997</b>		
4 - 1:42.236P		
5 - 4:46.041		
<b>21</b>	<b>Frankel/Frankel</b>	Alfa Romeo Guiletta Sprint
1 - 7:07.110	6 - 3:09.581	
2 - 1:50.035P	7 - 1:39.804	
3 - 2:07.159	8 - 1:39.971	
4 - 1:40.580	9 - <b>1:38.087</b>	
5 - 1:44.961P	10 - 1:45.306P	
<b>23</b>	<b>Love/Love</b>	Jaguar Mk7
1 - 6:18.353	6 - 1:37.685	11 - 1:52.030P
2 - 1:40.270	7 - 1:45.486P	
3 - 1:38.963	8 - 3:17.533	
4 - 1:37.920	9 - 1:38.233	
5 - 1:37.923	10 - <b>1:36.744</b>	
<b>30</b>	<b>Moore</b>	Austin A40
1 - 6:25.217	6 - 1:34.894	11 - 1:36.911P
2 - 1:33.761	7 - 1:33.936	
3 - 1:32.188	8 - 1:31.564	
4 - <b>1:31.478</b>	9 - 1:31.909	
5 - 1:31.569	10 - 1:32.649	
<b>34</b>	<b>Gordon/Meaden</b>	Alfa Romeo Guiletta TI
1 - X:00.000	6 - 1:31.137	
2 - 1:34.801	7 - 1:29.852	
3 - 1:33.258	8 - 1:29.441	
4 - 1:45.510P	9 - 1:29.107	
5 - 4:01.880	10 - <b>1:29.071</b>	

CAR 113 - PLEASE IMPROVE SIDE NUMBER  
Weather/Track: Bright/Dry

# HRDC Touring Greats for pre-60 Touring Cars

## RACE 20 - QUALIFYING LAP ANALYSIS - Donington Park - 2/3/4 May 2015

(contd.)

<b>44</b>	<b>Cross/Cross</b>	Morris Minor Bluebell
1 - 6:05.285	6 - 3:10.916	11 - 1:44.552
2 - 1:44.361	7 - 1:43.648	12 - 1:42.985
3 - 1:43.328	8 - <b>1:42.680</b>	13 - 1:43.535
4 - 1:43.873	9 - 1:44.450	14 - 1:54.419
5 - 1:48.266P	10 - 1:45.439	
<b>48</b>	<b>Butterfield/Butterfield</b>	Jaguar Mk1
1 - 6:25.756	6 - 1:45.495P	11 - 1:50.218
2 - 1:35.957	7 - 2:25.827	12 - 1:33.615
3 - 1:34.146	8 - 1:32.702	13 - 1:32.848
4 - 1:32.761	9 - 1:33.413	14 - 1:32.909
5 - <b>1:32.358</b>	10 - 1:32.933	15 - 1:32.742
<b>49</b>	<b>Alcock</b>	Morris Minor Lowlight
1 - 7:00.719	6 - 1:47.682	
2 - 1:46.910	7 - 1:50.280	
3 - <b>1:44.135</b>	8 - 1:49.186	
4 - 1:45.541	9 - 1:50.283	
5 - 1:49.458	10 - 2:03.390P	
<b>50</b>	<b>Blanchett</b>	Austin A50
1 - 6:39.277	6 - 1:41.084	11 - 1:41.414
2 - 1:44.013	7 - 1:41.330	12 - <b>1:40.125</b>
3 - 1:46.659	8 - 1:41.347	13 - 1:40.427
4 - 1:42.161	9 - 1:40.570	14 - 1:41.103
5 - 1:48.869	10 - 1:40.378	15 - 1:40.393
<b>52</b>	<b>Clayton</b>	Austin A35
1 - 6:43.072	6 - 1:39.622	11 - 1:40.233
2 - 1:40.335	7 - 1:41.286	12 - 1:39.848
3 - 1:43.723	8 - 1:39.140	13 - 1:38.438
4 - 1:40.044	9 - 1:41.565	14 - <b>1:37.319</b>
5 - 1:39.412	10 - 1:40.152	15 - 1:38.150
<b>64</b>	<b>MacKrill</b>	Triumph Vitesse
1 - 6:59.455		
2 - 1:57.188		
3 - <b>1:54.054</b>		

CAR 113 - PLEASE IMPROVE SIDE NUMBER  
Weather/Track: Bright/Dry

# HRDC Touring Greats for pre-60 Touring Cars

## RACE 20 - QUALIFYING LAP ANALYSIS - Donington Park - 2/3/4 May 2015

(contd.)

<b>68</b>	<b>Gordon</b>	Jaguar XK150
1 - 7:00.785	6 - 1:36.448	11 - 1:36.205
2 - 1:41.845	7 - 1:41.454P	12 - 1:36.002
3 - 1:37.093	8 - 3:47.350	13 - 1:37.375
4 - 1:37.016	9 - 1:41.931	14 - 1:38.697
5 - <b>1:35.913</b>	10 - 1:37.620	
<b>69</b>	<b>Watson/Snowdon</b>	Alfa Romeo Guiletta TI
1 - 6:25.025	6 - 1:40.449	11 - 1:38.468
2 - 1:37.975	7 - 1:38.131	12 - 1:36.253
3 - <b>1:34.857</b>	8 - 1:37.693	13 - 1:39.414P
4 - 1:38.397P	9 - 1:36.268	
5 - 2:51.152	10 - 1:38.320	
<b>70</b>	<b>Allen</b>	Austin A35
1 - 6:47.866	6 - 1:35.478	11 - 1:37.520
2 - 1:37.003	7 - 1:36.067	12 - 1:36.389
3 - 1:42.599	8 - 1:38.934	13 - 1:35.313
4 - 1:37.376	9 - 1:36.267	14 - <b>1:34.738</b>
5 - 1:38.062	10 - 1:35.496	15 - 1:36.880
<b>73</b>	<b>Lillywhite</b>	Austin A35 Academy
1 - 6:56.649	6 - 1:44.667	11 - 1:45.302
2 - 1:49.340	7 - 1:42.793	12 - 1:43.692
3 - 1:43.543	8 - <b>1:41.703</b>	13 - 1:43.299
4 - 1:43.659	9 - 1:42.246	14 - 1:42.648
5 - 1:47.686	10 - 1:42.213	
<b>75</b>	<b>Davis/Grindall</b>	Austin A35 Academy
1 - 6:36.412	6 - 1:55.662P	
2 - 1:45.868	7 - 2:53.012	
3 - 1:46.470	8 - 1:46.703	
4 - 1:43.252	9 - 1:43.550	
5 - <b>1:42.746</b>	10 - 3:02.345P	
<b>76</b>	<b>Grindall/Bromley</b>	Austin A35 Academy
1 - 6:25.055	6 - 1:50.843	
2 - 1:53.950	7 - 1:50.010	
3 - 1:54.564	8 - <b>1:48.928</b>	
4 - 2:10.464P		
5 - 3:33.597		

CAR 113 - PLEASE IMPROVE SIDE NUMBER  
Weather/Track: Bright/Dry

# HRDC Touring Greats for pre-60 Touring Cars

## RACE 20 - QUALIFYING LAP ANALYSIS - Donington Park - 2/3/4 May 2015

(contd.)

<b>77</b>	<b>Jordan/Jordan</b>	Austin A40
1 - 5:51.924	6 - 1:31.618	
2 - 1:30.208	7 - 1:29.756	
3 - 1:29.954	8 - <b>1:29.239</b>	
4 - 1:44.415P	9 - 1:37.455P	
5 - 3:37.256		
<b>88</b>	<b>Barber/Thomas</b>	Abarth 850TC
1 - 6:57.926	6 - 1:53.761P	11 - 1:43.028
2 - 1:53.553	7 - 3:00.669	12 - 1:43.579
3 - 1:48.912	8 - 1:45.200	13 - <b>1:42.364</b>
4 - 1:49.870	9 - 1:42.728	
5 - 1:49.162	10 - 1:44.677	
<b>99</b>	<b>Kennedy/Kennedy</b>	Abarth 850TC
1 - 6:34.646	6 - 1:53.559P	11 - <b>1:43.408</b>
2 - 1:48.323	7 - 2:41.902	12 - 1:44.086
3 - 1:50.469	8 - 1:50.595	13 - 1:44.195
4 - 1:45.861	9 - 1:46.228	14 - 1:43.488
5 - 1:46.384	10 - 1:45.737	
<b>113</b>	<b>Pritchard</b>	VW Beetle
1 - 6:52.025	6 - 1:47.586	11 - 1:43.831
2 - 1:57.143	7 - 1:45.160	12 - 1:45.603
3 - 1:50.011	8 - 1:47.922	13 - <b>1:42.173</b>
4 - 1:49.170	9 - 1:57.168P	
5 - 1:49.001	10 - 2:43.973	
<b>120</b>	<b>Wheelwright/Davis</b>	Ford Corsair
1 - 6:31.557	6 - 1:40.804	11 - 1:36.015
2 - 1:40.672	7 - 1:38.394	12 - 1:34.953
3 - 1:40.467	8 - 1:44.606P	13 - 1:42.924
4 - 1:39.331	9 - 2:37.229	14 - 1:36.214
5 - 1:41.637	10 - 1:37.015	15 - <b>1:34.584</b>
<b>123</b>	<b>Koskela/Koskela</b>	OUMF Riley Prefect 107E
1 - 6:19.600	6 - 1:43.724	11 - 1:43.144
2 - 1:45.232	7 - 1:42.337	12 - 1:41.695
3 - 1:45.445	8 - 1:42.013	13 - <b>1:41.259</b>
4 - 1:42.444	9 - 1:52.606P	14 - 1:41.738
5 - 1:43.347	10 - 3:05.171	

CAR 113 - PLEASE IMPROVE SIDE NUMBER  
Weather/Track: Bright/Dry

# HRDC Touring Greats for pre-60 Touring Cars

## RACE 20 - QUALIFYING LAP ANALYSIS - Donington Park - 2/3/4 May 2015

(contd.)

<b>155</b>	<b>Robson/Persaud</b>	Standard Pennant
1 - 6:13.178	6 - 1:51.832 <sup>P</sup>	11 - 1:43.443
2 - 1:49.213	7 - 2:41.738	12 - 1:44.391
3 - 1:49.783	8 - <b>1:41.506</b>	13 - 1:42.573
4 - 1:46.235	9 - 1:43.291	14 - 1:42.837
5 - 1:50.232	10 - 1:42.088	
<b>157</b>	<b>Swaffer</b>	Austin A35 Academy
1 - 6:56.261	6 - 1:59.216	11 - <b>1:56.398</b>
2 - 2:10.139	7 - 1:59.450	12 - 1:58.200
3 - 2:02.118	8 - 2:03.477	13 - 1:58.794
4 - 2:00.428	9 - 2:00.051	
5 - 2:00.189	10 - 1:59.840	
<b>199</b>	<b>Dowsett</b>	Hillman Rallye Imp
1 - 6:53.748	6 - 1:43.684	11 - 1:42.108
2 - 1:50.029	7 - 1:43.623	12 - 1:41.236
3 - 1:44.188	8 - 1:40.466	13 - 1:40.603
4 - 1:43.432	9 - 1:41.204	14 - <b>1:39.781</b>
5 - 1:48.964	10 - 1:40.000	
<b>296</b>	<b>Shephard</b>	Alfa Romeo Guiletta TI
1 - 5:54.335	6 - 1:41.459	11 - 1:37.218
2 - 1:35.323	7 - <b>1:33.428</b>	12 - 1:33.544
3 - 1:36.218	8 - 1:36.926 <sup>P</sup>	13 - 1:35.512
4 - 1:35.183	9 - 3:48.156	14 - 1:34.559
5 - 1:34.134	10 - 1:37.248	15 - 1:34.267

CAR 113 - PLEASE IMPROVE SIDE NUMBER

Weather/Track: Bright/Dry

www.mstworld.com

Page 6 of 6

Donington Park

Circuit Length = 1.9790 miles.

Start: 11:29 End: 11:54

Printed - 11:57 Monday, 04 May 2015

**HRDC Touring Greats for pre-60 Touring Cars**  
**RACE 20 - GRID - Donington Park - 2/3/4 May 2015**

ROW  
17  
ROW  
16  
ROW  
15  
ROW  
14  
ROW  
13  
ROW  
12  
ROW  
11  
ROW  
10  
ROW  
9  
ROW  
8  
ROW  
7  
ROW  
6  
ROW  
5  
ROW  
4  
ROW  
3  
ROW  
2  
ROW  
1

64	MacKrill	157	Swaffer
3	Imber	76	Grindall/Bromley
10	McNeill/McNeill	49	Alcock
75	Davis/Grindall	99	Kennedy/Kennedy
88	Barber/Thomas	44	Cross/Cross
73	Lillywhite	113	Pritchard
123	Koskela/Koskela	155	Robson/Persaud
7	Murray	50	Blanchett
15	Polson	199	Dowsett
52	Clayton	21	Frankel/Frankel
68	Gordon	23	Love/Love
70	Allen	69	Watson/Snowdon
11	Boston	120	Wheelwright/Davis
296	Shephard	17	Devine
48	Butterfield/Butterfield	16	Mannering/Barclay
30	Moore	1	Harrison/Soper
34	Gordon/Meaden	77	Jordan/Jordan

**POLE**

**CAR 113 - PLEASE IMPROVE SIDE NUMBER**

**Weather/Track: Bright/Dry**

**These results are provisional until the conclusion of any judicial and technical matters.**

Donington Park

Circuit Length = 1.9790 miles.

Start: 11:29 End: 11:54

Clerk of the Course:

Timekeeper:

# HRDC Touring Greats for pre-60 Touring Cars

## RACE 20 - CLASSIFICATION - Donington Park - 2/3/4 May 2015

POS	NO	CL	DRIVER	CAR	TIME	LAPS	GAP	MPH	BEST
1	77	S	Jordan/Jordan	Austin A40	46:13.270	30		77.02	1:28.616
2	34	C	Meaden/Gordon	Alfa Romeo Guiletta TI	46:42.690	30	29.420	76.22	1:28.631
3	30	S	Moore	Austin A40	47:12.720	30	59.450	75.41	1:31.223
4	48	A	Butterfield/Dorlin	Jaguar Mk1	47:16.703	30	1:03.433	75.30	1:31.283
5	1	B	Soper/Harrison	Volvo Amazon	46:44.473	29	1 LAP	73.63	1:31.731
6	11	C	Boston	OUMF Riley 1.5	47:04.241	29	1 LAP	73.11	1:32.948
7	296	C	Shephard	Alfa Romeo Guiletta TI	47:16.063	29	1 LAP	72.81	1:32.599
8	70	S	Allen	Austin A35	47:26.758	29	1 LAP	72.53	1:34.226
9	69	C	Watson/Snowdon	Alfa Romeo Guiletta TI	47:29.452	29	1 LAP	72.46	1:34.403
10	68	A	Gordon	Jaguar XK150	46:43.761	28	2 LAPS	71.10	1:34.461
11	120	T63	Wheelwright/Davis	Ford Corsair	46:44.024	28	2 LAPS	71.10	1:33.555
12	52	S	Clayton	Austin A35	47:05.190	28	2 LAPS	70.56	1:35.230
13	73	ACD	Lillywhite	Austin A35 Academy	46:21.080	27	3 LAPS	69.12	1:38.438
14	21	S	Frankel/Frankel	Alfa Romeo Guiletta Sprint	46:27.153	27	3 LAPS	68.97	1:37.641
15	16	A	Mannering/Barclay	Jaguar Mk1	47:36.883	27	3 LAPS	67.29	1:33.190
16	44	D	Cross/Cross	Morris Minor Bluebell	46:13.974	26	4 LAPS	66.73	1:41.443
17	88	D	Barber/Thomas	Abarth 850TC	46:53.416	26	4 LAPS	65.80	1:40.168
18	155	D	Persaud/Robson	Standard Pennant	46:56.550	26	4 LAPS	65.72	1:40.991
19	3	A	Imber	Mercedes Benz 220s	47:08.373	25	5 LAPS	62.93	1:47.079
20	199	T63	Dowsett	Hillman Rallye Imp	47:57.140	25	5 LAPS	61.86	1:41.135
21	113	C	Pritchard	VW Beetle	40:06.757	22	8 LAPS	65.07	1:44.104
22	7	T63	Murray/Edwards	Alfa Romeo 2600 Sprint	41:01.750	22	8 LAPS	63.62	1:37.734
23	157	ACD	Swaffer	Austin A35 Academy	47:47.455	22	8 LAPS	54.62	1:56.273
24	76	ACD	Grindall/Bromley	Austin A35 Academy	39:21.162	21	9 LAPS	63.31	1:42.573
25	10	S	McNeill/McNeill	Standard Ten	23:49.114	14	16 LAPS	69.71	1:39.157
26	50	C	Blanchett	Austin A50	22:02.277	13	17 LAPS	69.95	1:38.741
27	99	D	Kennedy/Kennedy	Abarth 850TC	21:14.698	12	18 LAPS	66.98	1:42.909
28	123	D	Koskela/Koskela	Ford Prefect 107E	18:25.628	11	19 LAPS	70.78	1:37.795
29	23	A	Love/Love	Jaguar Mk7	5:19.557	3	27 LAPS	66.53	1:41.229
30	64	T63	MacKrill	Triumph Vitesse	2:24.929	1	29 LAPS	48.38	
31	75	ACD	Davis/Grindall	Austin A35 Academy		0	30 LAPS	N/A	

### FASTEST LAP

77	S	Jordan/Jordan	Austin A40	1:28.616	22	80.39mph	129.38kph
34	C	Meaden/Gordon	Alfa Romeo Guiletta TI	1:28.631	5	80.38mph	129.36kph
48	A	Butterfield/Dorlin	Jaguar Mk1	1:31.283	21	78.04mph	125.60kph
1	B	Soper/Harrison	Volvo Amazon	1:31.731	3	77.66mph	124.99kph
120	T63	Wheelwright/Davis	Ford Corsair	1:33.555	28	76.15mph	122.55kph
123	D	Koskela/Koskela	Ford Prefect 107E	1:37.795	10	72.85mph	117.24kph
73	ACD	Lillywhite	Austin A35 Academy	1:38.438	20	72.37mph	116.47kph

### CARS 15, 17, 49 - NON STARTERS

Weather/Track: Cloud/Dry

These results are provisional until the conclusion of any judicial and technical matters.

Donington Park

Circuit Length = 1.9790 miles.

Start: 18:05 End: 18:51

Clerk of the Course:

Timekeeper:

# HRDC Touring Greats for pre-60 Touring Cars

## RACE 20 - LAP ANALYSIS - Donington Park - 2/3/4 May 2015

<b>1</b>	<b>Soper/Harrison</b>	<b>Volvo Amazon</b>				
1 - 1:36.629	6 - 1:33.269	11 - 1:31.860	16 - 1:37.185P	21 - 1:34.725	26 - 1:35.170	
2 - 1:32.727	7 - 1:32.514	12 - 1:33.343	17 - 2:42.281	22 - 1:37.141	27 - 1:35.929	
3 - <b>1:31.731</b>	8 - 1:35.357	13 - 1:32.347	18 - 1:37.521	23 - 1:35.152	28 - 1:37.648	
4 - 1:32.546	9 - 1:33.036	14 - 1:32.764	19 - 1:35.950	24 - 1:33.962	29 - 1:33.617	
5 - 1:33.556	10 - 1:33.175	15 - 1:33.094	20 - 1:36.576	25 - 1:33.668		
<b>3</b>	<b>Imber</b>	<b>Mercedes Benz 220s</b>				
1 - 2:05.972	6 - 1:49.034	11 - 1:53.206P	16 - <b>1:47.079</b>	21 - 1:47.335		
2 - 1:49.080	7 - 1:49.192	12 - 3:11.771	17 - 1:48.251	22 - 1:48.577		
3 - 1:48.911	8 - 1:48.260	13 - 1:47.332	18 - 1:49.277	23 - 1:52.949		
4 - 1:47.625	9 - 1:50.602	14 - 1:48.628	19 - 1:48.212	24 - 1:47.184		
5 - 1:50.992	10 - 1:50.702	15 - 1:49.969	20 - 1:50.500	25 - 1:47.733		
<b>7</b>	<b>Murray/Edwards</b>	<b>Alfa Romeo 2600 Sprint</b>				
1 - 1:50.634	6 - 1:42.496	11 - 1:41.774	16 - 1:45.759	21 - <b>1:37.734</b>		
2 - 2:09.635P	7 - 1:38.651	12 - 1:39.415	17 - 1:39.622	22 - 2:17.525P		
3 - 3:38.532	8 - 1:39.449	13 - 1:38.561	18 - 1:40.026			
4 - 1:43.316	9 - 1:44.322P	14 - 1:40.967	19 - 1:39.461			
5 - 1:40.720	10 - 2:35.435	15 - 1:38.720	20 - 1:38.996			
<b>10</b>	<b>McNeill/McNeill</b>	<b>Standard Ten</b>				
1 - 1:57.583	6 - 1:40.066	11 - 1:42.546				
2 - 1:41.812	7 - 1:40.361	12 - 1:39.658				
3 - 1:41.508	8 - 1:40.157	13 - <b>1:39.157</b>				
4 - 1:42.447	9 - 1:39.846	14 - 1:43.641P				
5 - 1:40.565	10 - 1:39.767					
<b>11</b>	<b>Boston</b>	<b>OUMF Riley 1.5</b>				
1 - 1:40.992	6 - 1:33.367	11 - 1:37.119	16 - 1:36.474	21 - 1:35.236	26 - 1:33.588	
2 - 1:34.226	7 - 1:34.384	12 - 1:36.361P	17 - 1:34.272	22 - 1:33.079	27 - 1:33.521	
3 - 1:34.159	8 - 1:35.769	13 - 2:49.334	18 - 1:33.790	23 - 1:33.023	28 - 1:33.832	
4 - 1:33.528	9 - 1:34.570	14 - 1:34.407	19 - <b>1:32.948</b>	24 - 1:33.693	29 - 1:35.713	
5 - 1:35.292	10 - 1:34.904	15 - 1:35.442	20 - 1:35.365	25 - 1:35.853		
<b>16</b>	<b>Mannering/Barclay</b>	<b>Jaguar Mk1</b>				
1 - 2:11.894	6 - 1:58.693	11 - 1:34.247	16 - 1:33.556	21 - 1:34.657	26 - 1:34.637	
2 - 1:58.100	7 - 2:00.284	12 - 1:33.390	17 - <b>1:33.190</b>	22 - 1:35.122	27 - 1:35.551	
3 - 2:02.075	8 - 1:58.818	13 - 1:33.542	18 - 1:33.643	23 - 1:36.345		
4 - 1:58.715	9 - 2:05.884P	14 - 1:34.480	19 - 1:34.855	24 - 1:36.298		
5 - 2:00.075	10 - 2:33.358	15 - 1:34.604	20 - 1:35.028	25 - 1:35.842		

CARS 15, 17, 49 - NON STARTERS  
Weather/Track: Cloud/Dry



**HRDC Touring Greats for pre-60 Touring Cars**  
**RACE 20 - LAP ANALYSIS - Donington Park - 2/3/4 May 2015**  
 (contd.)

<b>21</b>	<b>Frankel/Frankel</b>	Alfa Romeo Guiletta Sprint				
1 - 1:52.792	6 - 1:38.401	11 - 1:38.792	16 - 1:38.112	21 - 1:40.236	26 - 1:42.224	
2 - 1:40.354	7 - 1:38.753	12 - <b>1:37.641</b>	17 - 1:41.438P	22 - 1:40.989	27 - 1:41.092	
3 - 1:41.716	8 - 1:40.387	13 - 1:37.737	18 - 2:58.635	23 - 1:41.019		
4 - 1:38.806	9 - 1:37.708	14 - 1:37.746	19 - 1:41.144	24 - 1:41.275		
5 - 1:38.719	10 - 1:37.991	15 - 1:38.568	20 - 1:41.936	25 - 1:42.942		
<b>23</b>	<b>Love/Love</b>	Jaguar Mk7				
1 - 1:48.661						
2 - <b>1:41.229</b>						
3 - 1:49.667P						
<b>30</b>	<b>Moore</b>	Austin A40				
1 - 1:38.579	6 - 1:32.031	11 - 2:21.642	16 - 1:31.740	21 - 1:31.673	26 - 1:34.411	
2 - 1:31.914	7 - 1:32.279	12 - 1:31.970	17 - 1:31.344	22 - 1:32.615	27 - 1:34.126	
3 - 1:31.732	8 - 1:38.188	13 - 1:32.512	18 - 1:32.406	23 - <b>1:31.223</b>	28 - 1:32.671	
4 - 1:32.347	9 - 1:32.587	14 - 1:31.852	19 - 1:31.506	24 - 1:31.581	29 - 1:31.344	
5 - 1:32.007	10 - 1:34.720P	15 - 1:33.477	20 - 1:32.707	25 - 1:32.314	30 - 1:33.222	
<b>34</b>	<b>Meaden/Gordon</b>	Alfa Romeo Guiletta TI				
1 - 1:34.378	6 - 1:29.218	11 - 1:29.884	16 - 1:29.415	21 - 1:34.391	26 - 1:34.002	
2 - 1:31.739	7 - 1:29.096	12 - 1:30.554	17 - 1:28.937	22 - 1:33.579	27 - 1:34.032	
3 - 1:28.656	8 - 1:29.562	13 - 1:28.773	18 - 1:33.829P	23 - 1:35.579	28 - 1:37.227	
4 - 1:29.759	9 - 1:29.390	14 - 1:28.929	19 - 2:20.078	24 - 1:33.347	29 - 1:35.881	
5 - <b>1:28.631</b>	10 - 1:29.625	15 - 1:29.698	20 - 1:35.400	25 - 1:33.074	30 - 1:36.027	
<b>44</b>	<b>Cross/Cross</b>	Morris Minor Bluebell				
1 - 1:55.150	6 - 1:41.765	11 - 1:41.806	16 - 2:39.779	21 - 1:44.945	26 - 1:46.585	
2 - 1:45.734	7 - 1:43.944	12 - 1:47.228	17 - 1:44.016	22 - 1:43.658		
3 - 1:43.400	8 - 1:41.697	13 - 1:42.240	18 - 1:43.185	23 - 1:47.617		
4 - 1:41.570	9 - 1:43.026	14 - 1:42.055	19 - 1:45.755	24 - 1:49.036		
5 - 1:41.934	10 - <b>1:41.443</b>	15 - 1:44.205P	20 - 1:43.890	25 - 1:48.311		
<b>48</b>	<b>Butterfield/Dorlin</b>	Jaguar Mk1				
1 - 1:37.905	6 - 1:31.779	11 - 1:33.221	16 - 1:31.653	21 - <b>1:31.283</b>	26 - 1:31.936	
2 - 1:31.895	7 - 1:34.834	12 - 1:33.503	17 - 1:31.969	22 - 1:31.924	27 - 1:32.706	
3 - 1:31.761	8 - 1:34.395	13 - 1:36.806P	18 - 1:32.281	23 - 1:33.075	28 - 1:31.962	
4 - 1:32.268	9 - 1:33.564	14 - 2:22.730	19 - 1:31.896	24 - 1:32.174	29 - 1:34.477	
5 - 1:31.837	10 - 1:34.104	15 - 1:32.767	20 - 1:31.807	25 - 1:32.528	30 - 1:31.663	

**CARS 15, 17, 49 - NON STARTERS**  
 Weather/Track: Cloud/Dry

**HRDC Touring Greats for pre-60 Touring Cars**  
**RACE 20 - LAP ANALYSIS - Donington Park - 2/3/4 May 2015**  
 (contd.)

<b>50</b>	<b>Blanchett</b>	Austin A50				
1 - 1:54.294	6 - <b>1:38.741</b>	11 - 1:39.242				
2 - 1:42.683	7 - 1:40.864	12 - 1:40.911				
3 - 1:40.661	8 - 1:40.138	13 - 1:45.523P				
4 - 1:39.317	9 - 1:39.909					
5 - 1:39.003	10 - 1:40.991					
<b>52</b>	<b>Clayton</b>	Austin A35				
1 - 1:54.414	6 - 1:40.233	11 - 1:38.593	16 - 2:37.480	21 - 1:37.213	26 - 1:38.676	
2 - 1:38.927	7 - 1:38.890	12 - 1:37.779	17 - 1:36.742	22 - <b>1:35.230</b>	27 - 1:39.434	
3 - 1:40.825	8 - 1:37.958	13 - 1:37.555	18 - 1:37.200	23 - 1:35.355	28 - 1:39.557	
4 - 1:37.516	9 - 1:39.600	14 - 1:37.639	19 - 1:37.585	24 - 1:36.778		
5 - 1:38.288	10 - 1:36.923	15 - 1:42.926P	20 - 1:37.165	25 - 1:38.709		
<b>64</b>	<b>MacKrill</b>	Triumph Vitesse				
1 - 2:24.929P						
<b>68</b>	<b>Gordon</b>	Jaguar XK150				
1 - 2:02.405	6 - 1:35.874	11 - 1:35.226	16 - 1:37.039	21 - 1:35.681	26 - 1:39.993	
2 - 1:41.422	7 - 1:37.005	12 - 1:35.867	17 - 1:35.500	22 - <b>1:34.461</b>	27 - 1:36.798	
3 - 1:39.132	8 - 1:35.775	13 - 1:41.406P	18 - 1:36.279	23 - 1:35.573	28 - 1:37.624	
4 - 1:39.449	9 - 1:36.768	14 - 2:42.464	19 - 1:35.382	24 - 1:35.468		
5 - 1:37.830	10 - 1:35.113	15 - 1:36.005	20 - 1:35.902	25 - 1:36.320		
<b>69</b>	<b>Watson/Snowdon</b>	Alfa Romeo Guilletta TI				
1 - 1:43.137	6 - 1:34.719	11 - 1:35.362	16 - 1:37.000	21 - 1:36.187	26 - <b>1:34.403</b>	
2 - 1:36.298	7 - 1:34.561	12 - 1:37.224	17 - 1:34.923	22 - 1:36.338	27 - 1:35.409	
3 - 1:36.488	8 - 1:35.409	13 - 1:39.695P	18 - 1:36.709	23 - 1:35.156	28 - 1:34.429	
4 - 1:35.871	9 - 1:35.160	14 - 2:38.536	19 - 1:36.447	24 - 1:35.979	29 - 1:34.968	
5 - 1:35.281	10 - 1:35.503	15 - 1:36.970	20 - 1:35.771	25 - 1:35.519		
<b>70</b>	<b>Allen</b>	Austin A35				
1 - 1:42.328	6 - 1:34.706	11 - 1:35.907	16 - 1:36.852	21 - 1:35.048	26 - 1:36.748	
2 - 1:36.330	7 - 1:35.492	12 - 1:35.130	17 - 1:35.184	22 - 1:34.777	27 - 1:34.422	
3 - 1:36.488	8 - 1:36.992	13 - 1:40.503P	18 - 1:36.128	23 - 1:35.441	28 - 1:35.403	
4 - 1:37.068	9 - 1:35.722	14 - 2:33.730	19 - 1:35.342	24 - 1:34.896	29 - 1:36.926	
5 - 1:38.400	10 - 1:36.363	15 - 1:35.840	20 - <b>1:34.226</b>	25 - 1:34.366		

**CARS 15, 17, 49 - NON STARTERS**  
**Weather/Track: Cloud/Dry**

**HRDC Touring Greats for pre-60 Touring Cars**  
**RACE 20 - LAP ANALYSIS - Donington Park - 2/3/4 May 2015**  
 (contd.)

<b>73</b>	<b>Lillywhite</b>	Austin A35 Academy				
1 - 1:55.339	6 - 1:39.646	11 - 1:39.262	16 - 1:39.077	21 - 1:39.626	26 - 1:39.804	
2 - 1:43.690	7 - 1:40.427	12 - 1:41.503	17 - 1:39.173	22 - 1:38.780	27 - 1:40.129	
3 - 1:40.829	8 - 1:39.569	13 - 1:42.604P	18 - 1:40.764	23 - 1:39.172		
4 - 1:42.580	9 - 1:39.261	14 - 2:29.122	19 - 1:41.354	24 - 1:51.632		
5 - 1:41.295	10 - 1:38.905	15 - 1:39.151	20 - <b>1:38.438</b>	25 - 1:39.948		
<b>75</b>	<b>Davis/Grindall</b>	Austin A35 Academy				
<b>76</b>	<b>Grindall/Bromley</b>	Austin A35 Academy				
1 - 2:09.058	6 - 1:46.667	11 - 1:43.385	16 - 1:48.987	21 - 1:47.057		
2 - 1:45.868	7 - 1:45.916	12 - 1:50.880P	17 - 1:47.972			
3 - 1:47.017	8 - 1:44.558	13 - 3:22.761	18 - 1:47.025			
4 - 1:45.489	9 - <b>1:42.573</b>	14 - 1:50.389	19 - 1:47.166			
5 - 1:46.225	10 - 1:49.108	15 - 1:46.513	20 - 1:46.548			
<b>77</b>	<b>Jordan/Jordan</b>	Austin A40				
1 - 1:34.355	6 - 1:29.878	11 - 1:31.241	16 - 1:31.073	21 - 1:28.782	26 - 1:30.241	
2 - 1:32.492	7 - 1:29.669	12 - 1:37.592P	17 - 1:29.583	22 - <b>1:28.616</b>	27 - 1:33.243	
3 - 1:28.735	8 - 1:29.918	13 - 2:22.408	18 - 1:29.534	23 - 1:30.228	28 - 1:30.183	
4 - 1:29.662	9 - 1:30.449	14 - 1:29.730	19 - 1:28.721	24 - 1:30.497	29 - 1:30.130	
5 - 1:29.479	10 - 1:31.923	15 - 1:29.908	20 - 1:30.951	25 - 1:32.299	30 - 1:31.750	
<b>88</b>	<b>Barber/Thomas</b>	Abarth 850TC				
1 - 2:04.446	6 - 1:47.703	11 - 2:50.171	16 - 1:43.308	21 - 1:41.125	26 - <b>1:40.168</b>	
2 - 1:49.428	7 - 1:46.642	12 - 1:44.234	17 - 1:42.133	22 - 1:43.773		
3 - 1:47.885	8 - 1:46.863	13 - 1:43.862	18 - 1:41.974	23 - 1:44.173		
4 - 1:46.847	9 - 1:46.543	14 - 1:43.078	19 - 1:42.365	24 - 1:49.564		
5 - 1:47.707	10 - 1:52.701P	15 - 1:42.956	20 - 1:41.866	25 - 1:41.901		
<b>99</b>	<b>Kennedy/Kennedy</b>	Abarth 850TC				
1 - 1:58.642	6 - 1:46.673	11 - <b>1:42.909</b>				
2 - 1:46.744	7 - 1:45.303	12 - 1:46.267P				
3 - 1:44.586	8 - 1:43.240					
4 - 1:45.312	9 - 1:44.861					
5 - 1:46.342	10 - 1:43.819					

**CARS 15, 17, 49 - NON STARTERS**  
**Weather/Track: Cloud/Dry**

**HRDC Touring Greats for pre-60 Touring Cars**  
**RACE 20 - LAP ANALYSIS - Donington Park - 2/3/4 May 2015**  
 (contd.)

<b>113</b>	<b>Pritchard</b>	VW Beetle									
1 -	1:57.344	6 -	1:46.694	11 -	1:46.448	16 -	1:44.943	21 -	1:44.554		
2 -	1:46.024	7 -	1:50.921	12 -	1:49.908P	17 -	1:46.524	22 -	<b>1:44.104</b>		
3 -	1:45.511	8 -	1:47.114	13 -	2:42.887	18 -	1:46.165				
4 -	1:45.608	9 -	1:46.116	14 -	1:44.394	19 -	1:46.400				
5 -	1:46.700	10 -	1:46.978	15 -	1:44.117	20 -	1:47.303				
<b>120</b>	<b>Wheelwright/Davis</b>	Ford Corsair									
1 -	2:00.058	6 -	1:38.036	11 -	1:37.058	16 -	1:36.189	21 -	1:36.999	26 -	1:36.014
2 -	1:41.875	7 -	1:40.331	12 -	1:38.557P	17 -	1:38.248	22 -	1:36.380	27 -	1:36.794
3 -	1:39.814	8 -	1:36.975	13 -	2:28.671	18 -	1:37.502	23 -	1:35.922	28 -	<b>1:33.555</b>
4 -	1:38.354	9 -	1:36.610	14 -	1:38.686	19 -	1:37.693	24 -	1:36.416		
5 -	1:37.555	10 -	1:35.980	15 -	1:37.748	20 -	1:39.529	25 -	1:36.475		
<b>123</b>	<b>Koskela/Koskela</b>	Ford Prefect 107E									
1 -	1:51.442	6 -	1:39.085	11 -	1:38.688						
2 -	1:40.707	7 -	1:40.082								
3 -	1:40.214	8 -	1:41.158								
4 -	1:38.473	9 -	1:39.139								
5 -	1:38.845	10 -	<b>1:37.795</b>								
<b>155</b>	<b>Persaud/Robson</b>	Standard Pennant									
1 -	1:53.607	6 -	1:41.494	11 -	1:42.363	16 -	1:47.446	21 -	1:44.785	26 -	1:42.084
2 -	1:44.648	7 -	2:05.255	12 -	1:43.277	17 -	1:46.274	22 -	1:44.951		
3 -	1:41.382	8 -	1:41.525	13 -	1:45.445P	18 -	1:45.837	23 -	1:44.024		
4 -	1:41.808	9 -	1:42.148	14 -	3:02.164	19 -	1:45.903	24 -	1:47.828		
5 -	1:42.157	10 -	<b>1:40.991</b>	15 -	1:47.577	20 -	1:46.623	25 -	1:44.954		
<b>157</b>	<b>Swaffer</b>	Austin A35 Academy									
1 -	2:15.214	6 -	2:11.056	11 -	<b>1:56.273</b>	16 -	1:59.328	21 -	2:02.390		
2 -	2:01.673	7 -	1:59.802	12 -	2:07.495P	17 -	2:06.780	22 -	2:01.215		
3 -	2:05.139	8 -	2:07.671	13 -	3:52.579	18 -	2:01.465				
4 -	2:06.266	9 -	1:59.897	14 -	2:00.700	19 -	2:10.255				
5 -	2:12.609	10 -	2:10.057	15 -	2:07.997	20 -	2:11.594				
<b>199</b>	<b>Dowsett</b>	Hillman Rallye Imp									
1 -	1:59.699	6 -	1:42.005	11 -	1:42.745P	16 -	1:53.682	21 -	1:42.752		
2 -	1:46.734	7 -	<b>1:41.135</b>	12 -	3:59.774	17 -	1:57.055P	22 -	1:43.379		
3 -	1:44.023	8 -	1:44.053	13 -	1:49.033	18 -	3:03.621	23 -	1:47.333		
4 -	1:45.445	9 -	1:41.919	14 -	1:52.751	19 -	1:42.231	24 -	1:48.508		
5 -	1:44.881	10 -	1:43.063	15 -	1:51.630	20 -	1:41.634	25 -	1:48.055		

CARS 15, 17, 49 - NON STARTERS  
 Weather/Track: Cloud/Dry

**HRDC Touring Greats for pre-60 Touring Cars**  
**RACE 20 - LAP ANALYSIS - Donington Park - 2/3/4 May 2015**  
 (contd.)

<b>296</b>	<b>Shephard</b>	<b>Alfa Romeo Guiletta TI</b>				
1 - 1:45.623	6 - 1:32.866	11 - 1:41.971	16 - 2:18.050	21 - 1:36.009	26 - 1:37.043	
2 - 1:34.075	7 - 1:32.984	12 - 1:33.017	17 - 1:33.018	22 - 1:33.589	27 - 1:36.267	
3 - 1:35.689	8 - 1:34.213	13 - 1:33.266	18 - 1:33.112	23 - 1:33.645	28 - 1:36.534	
4 - 1:34.219	9 - 1:33.517	14 - 1:33.555	19 - 1:34.587	24 - 1:43.579	29 - 1:36.572	
5 - 1:33.952	10 - 1:34.540	15 - 1:57.561P	20 - <b>1:32.599</b>	25 - 1:40.411		

**CARS 15, 17, 49 - NON STARTERS**  
**Weather/Track: Cloud/Dry**

**HRDC Touring Greats for pre-60 Touring Cars**  
**RACE 20 - LAP CHART - Donington Park - 2/3/4 May 2015**

Lap 1			Lap 2			Lap 3			Lap 4			Lap 5		
No	Behind	Laptime	No	Behind	Laptime	No	Behind	Laptime	No	Behind	Laptime	No	Behind	Laptime
34		1:34.378	34		1:31.739	34		1:28.656	34		1:29.759	34		1:28.631
71582	47.273	1:34.355	77	0.730	1:32.492	77	0.809	1:28.735	77	0.712	1:29.662	77	1.560	1:29.479
1	2.251	1:36.629	1	3.239	1:32.727	1	6.314	1:31.731	16	1 LAP	2:02.075	7	2 LAPS	3:38.532
48	3.527	1:37.905	48	3.683	1:31.895	48	6.788	1:31.761	1	9.101	1:32.546	48	12.503	1:31.837
30	4.201	1:38.579	30	4.376	1:31.914	30	7.452	1:31.732	48	9.297	1:32.268	30	13.416	1:32.007
11	6.614	1:40.992	11	9.101	1:34.226	11	14.604	1:34.159	30	10.040	1:32.347	1	14.026	1:33.556
70	7.950	1:42.328	70	12.541	1:36.330	70	20.373	1:36.488	157	1 LAP	2:05.139	11	25.034	1:35.292
69	8.759	1:43.137	69	13.318	1:36.298	296	20.614	1:35.689	11	18.373	1:33.528	296	30.395	1:33.952
296	11.245	1:45.623	296	13.581	1:34.075	69	21.150	1:36.488	296	25.074	1:34.219	69	33.912	1:35.281
23	14.283	1:48.661	23	23.773	1:41.229	123	37.590	1:40.214	69	27.262	1:35.871	70	37.451	1:38.400
7	16.256	1:50.634	123	26.032	1:40.707	52	39.393	1:40.825	70	27.682	1:37.068	16	1 LAP	1:58.715
123	17.064	1:51.442	21	27.029	1:40.354	21	40.089	1:41.716	123	46.304	1:38.473	157	1 LAP	2:06.266
21	18.414	1:52.792	52	27.224	1:38.927	50	42.865	1:40.661	52	47.150	1:37.516	123	56.518	1:38.845
155	19.229	1:53.607	50	30.860	1:42.683	23	44.784	1:49.667P	21	49.136	1:38.806	52	56.807	1:38.288
50	19.916	1:54.294	155	32.138	1:44.648	155	44.864	1:41.382	50	52.423	1:39.317	21	59.224	1:38.719
52	20.036	1:54.414	73	32.912	1:43.690	73	45.085	1:40.829	120	55.569	1:38.354	50	1:02.795	1:39.003
44	20.772	1:55.150	10	33.278	1:41.812	10	46.130	1:41.508	155	56.913	1:41.808	120	1:04.493	1:37.555
73	20.961	1:55.339	44	34.767	1:45.734	120	46.974	1:39.814	68	57.876	1:39.449	68	1:07.075	1:37.830
113	22.966	1:57.344	120	35.816	1:41.875	68	48.186	1:39.132	73	57.906	1:42.580	155	1:10.439	1:42.157
10	23.205	1:57.583	113	37.251	1:46.024	44	49.511	1:43.400	10	58.818	1:42.447	73	1:10.570	1:41.295
99	24.264	1:58.642	68	37.710	1:41.422	113	54.106	1:45.511	44	1:01.322	1:41.570	10	1:10.752	1:40.565
199	25.321	1:59.699	99	39.269	1:46.744	99	55.199	1:44.586	113	1:09.955	1:45.608	44	1:14.625	1:41.934
120	25.680	2:00.058	199	40.316	1:46.734	199	55.683	1:44.023	99	1:10.752	1:45.312	199	1:27.619	1:44.881
68	28.027	2:02.405	88	47.757	1:49.428	88	1:06.986	1:47.885	199	1:11.369	1:45.445	113	1:28.024	1:46.700
88	30.068	2:04.446	76	48.809	1:45.868	76	1:07.170	1:47.017	76	1:22.900	1:45.489	99	1:28.463	1:46.342
3	31.594	2:05.972	3	48.935	1:49.080	3	1:09.190	1:48.911	88	1:24.074	1:46.847			
76	34.680	2:09.058	7	54.152	2:09.635P				3	1:27.056	1:47.625			
16	37.516	2:11.894	16	1:03.877	1:58.100									
157	40.836	2:15.214	157	1:10.770	2:01.673									
64	50.551	2:24.929P												

**CARS 15, 17, 49 - NON STARTERS**  
**Weather/Track: Cloud/Dry**

**HRDC Touring Greats for pre-60 Touring Cars**  
**RACE 20 - LAP CHART - Donington Park - 2/3/4 May 2015**  
 (contd.)

Lap 6			Lap 7			Lap 8			Lap 9			Lap 10		
No	Behind	Laptime	No	Behind	Laptime	No	Behind	Laptime	No	Behind	Laptime	No	Behind	Laptime
34		1:29.218	34		1:29.096	34		1:29.562	34		1:29.390	34		1:29.625
77	2.220	1:29.878	77	2.793	1:29.669	73	1 LAP	1:40.427	120	1 LAP	1:36.975	68	1 LAP	1:36.768
76	1 LAP	1:46.225	157	2 LAPS	2:12.609	77	3.149	1:29.918	77	4.208	1:30.449	77	6.506	1:31.923
88	1 LAP	1:47.707	199	1 LAP	1:42.005	10	1 LAP	1:40.361	50	1 LAP	1:40.138	52	1 LAP	1:39.600
48	15.064	1:31.779	113	1 LAP	1:46.694	16	2 LAPS	1:58.693	73	1 LAP	1:39.569	21	1 LAP	1:37.708
30	16.229	1:32.031	99	1 LAP	1:46.673	44	1 LAP	1:43.944	10	1 LAP	1:40.157	123	1 LAP	1:39.139
1	18.077	1:33.269	30	19.412	1:32.279	199	1 LAP	1:41.135	44	1 LAP	1:41.697	120	1 LAP	1:36.610
7	2 LAPS	1:43.316	48	20.802	1:34.834	48	25.635	1:34.395	48	29.809	1:33.564	50	1 LAP	1:39.909
3	1 LAP	1:50.992	1	21.495	1:32.514	1	27.290	1:35.357	1	30.936	1:33.036	73	1 LAP	1:39.261
11	29.183	1:33.367	76	1 LAP	1:46.667	30	28.038	1:38.188	30	31.235	1:32.587	10	1 LAP	1:39.846
296	34.043	1:32.866	7	2 LAPS	1:40.720	155	1 LAP	2:05.255	199	1 LAP	1:44.053	48	34.288	1:34.104
69	39.413	1:34.719	88	1 LAP	1:47.703	99	1 LAP	1:45.303	16	2 LAPS	2:00.284	1	34.486	1:33.175
70	42.939	1:34.706	11	34.471	1:34.384	113	1 LAP	1:50.921	155	1 LAP	1:41.525	30	36.330	1:34.720P
123	1:06.385	1:39.085	296	37.931	1:32.984	11	40.678	1:35.769	11	45.858	1:34.570	44	1 LAP	1:43.026
52	1:07.822	1:40.233	3	1 LAP	1:49.034	296	42.582	1:34.213	99	1 LAP	1:43.240	199	1 LAP	1:41.919
21	1:08.407	1:38.401	69	44.878	1:34.561	7	2 LAPS	1:42.496	296	46.709	1:33.517	11	51.137	1:34.904
16	1 LAP	2:00.075	70	49.335	1:35.492	76	1 LAP	1:45.916	7	2 LAPS	1:38.651	296	51.624	1:34.540
50	1:12.318	1:38.741	123	1:17.371	1:40.082	88	1 LAP	1:46.642	113	1 LAP	1:47.114	155	1 LAP	1:42.148
120	1:13.311	1:38.036	52	1:17.616	1:38.890	69	50.725	1:35.409	69	56.495	1:35.160	99	1 LAP	1:44.861
68	1:13.731	1:35.874	21	1:18.064	1:38.753	157	2 LAPS	2:11.056	76	1 LAP	1:44.558	69	1:02.373	1:35.503
73	1:20.998	1:39.646	68	1:21.640	1:37.005	70	56.765	1:36.992	70	1:03.097	1:35.722	7	2 LAPS	1:39.449
10	1:21.600	1:40.066	50	1:24.086	1:40.864	3	1 LAP	1:49.192	88	1 LAP	1:46.863	16	2 LAPS	1:58.818
155	1:22.715	1:41.494	120	1:24.546	1:40.331	52	1:26.012	1:37.958	3	1 LAP	1:48.260	70	1:09.835	1:36.363
44	1:27.172	1:41.765				68	1:27.853	1:35.775	157	2 LAPS	1:59.802	113	1 LAP	1:46.116
						21	1:28.889	1:40.387				76	1 LAP	1:42.573
						123	1:28.967	1:41.158				88	1 LAP	1:46.543

**CARS 15, 17, 49 - NON STARTERS**  
**Weather/Track: Cloud/Dry**

Donington Park  
 Circuit Length = 1.9790 miles.  
 Start: 18:05 End: 18:51

**HRDC Touring Greats for pre-60 Touring Cars**  
**RACE 20 - LAP CHART - Donington Park - 2/3/4 May 2015**  
 (contd.)

Lap 11			Lap 12			Lap 13			Lap 14			Lap 15		
No	Behind	Laptime	No	Behind	Laptime	No	Behind	Laptime	No	Behind	Laptime	No	Behind	Laptime
34		1:29.884	34		1:30.554	34		1:28.773	34		1:28.929	34		1:29.698
77	7.863	1:31.241	76	2 LAPS	1:49.108	30	1 LAP	1:31.970	155	2 LAPS	1:43.277	120	2 LAPS	2:28.671
3	2 LAPS	1:50.602	16	3 LAPS	2:05.884P	113	2 LAPS	1:46.448	70	1 LAP	1:40.503P	44	2 LAPS	1:42.240
68	1 LAP	1:35.113	77	14.901	1:37.592P	76	2 LAPS	1:43.385	30	1 LAP	1:32.512	30	1 LAP	1:31.852
52	1 LAP	1:36.923	68	1 LAP	1:35.226	68	1 LAP	1:35.867	88	3 LAPS	2:50.171	48	1 LAP	2:22.730
120	1 LAP	1:35.980	88	2 LAPS	1:52.701P	52	1 LAP	1:37.779	157	4 LAPS	2:10.057	155	2 LAPS	1:45.445P
21	1 LAP	1:37.991	52	1 LAP	1:38.593	120	1 LAP	1:38.557P	99	2 LAPS	1:46.267P	88	3 LAPS	1:44.234
123	1 LAP	1:37.795	120	1 LAP	1:37.058	21	1 LAP	1:37.641	68	1 LAP	1:41.406P	157	4 LAPS	1:56.273
50	1 LAP	1:40.991	21	1 LAP	1:38.792	1	42.825	1:32.347	113	2 LAPS	1:49.908P	52	1 LAP	1:37.639
157	3 LAPS	2:07.671	123	1 LAP	1:38.688	50	1 LAP	1:40.911	76	2 LAPS	1:50.880P	199	3 LAPS	3:59.774
73	1 LAP	1:38.905	3	2 LAPS	1:50.702	48	48.607	1:36.806P	52	1 LAP	1:37.555	21	1 LAP	1:37.746
10	1 LAP	1:39.767	50	1 LAP	1:39.242	73	1 LAP	1:41.503	21	1 LAP	1:37.737	1	50.056	1:33.094
1	36.462	1:31.860	1	39.251	1:33.343	3	2 LAPS	1:53.206P	1	46.660	1:32.764	11	1 LAP	1:34.407
48	37.625	1:33.221	73	1 LAP	1:39.262	7	3 LAPS	2:35.435	11	1 LAP	2:49.334	69	1 LAP	2:38.536
44	1 LAP	1:41.443	48	40.574	1:33.503	10	1 LAP	1:39.658	50	1 LAP	1:45.523P	70	1 LAP	2:33.730
11	58.372	1:37.119	10	1 LAP	1:42.546	77	1:08.536	2:22.408	73	1 LAP	1:42.604P	3	3 LAPS	3:11.771
199	1 LAP	1:43.063	157	3 LAPS	1:59.897	296	1:10.667	1:33.266	7	3 LAPS	1:41.774	77	1:09.547	1:29.908
296	1:03.711	1:41.971	44	1 LAP	1:41.806	16	3 LAPS	2:33.358	10	1 LAP	1:39.157	7	3 LAPS	1:39.415
155	1 LAP	1:40.991	11	1:04.179	1:36.361P	44	1 LAP	1:47.228	77	1:09.337	1:29.730	10	1 LAP	1:43.641P
69	1:07.851	1:35.362	296	1:06.174	1:33.017	69	1:25.443	1:39.695P	296	1:15.293	1:33.555	16	3 LAPS	1:33.390
99	1 LAP	1:43.819	69	1:14.521	1:37.224				16	3 LAPS	1:34.247			
70	1:15.858	1:35.907	199	1 LAP	1:42.745P									
7	2 LAPS	1:44.322P	155	1 LAP	1:42.363									
30	1:28.088	2:21.642	70	1:20.434	1:35.130									
113	1 LAP	1:46.978	99	1 LAP	1:42.909									

**CARS 15, 17, 49 - NON STARTERS**  
**Weather/Track: Cloud/Dry**



**HRDC Touring Greats for pre-60 Touring Cars**  
**RACE 20 - LAP CHART - Donington Park - 2/3/4 May 2015**  
 (contd.)

Lap 16			Lap 17			Lap 18			Lap 19			Lap 20		
No	Behind	Laptime	No	Behind	Laptime	No	Behind	Laptime	No	Behind	Laptime	No	Behind	Laptime
34		1:29.415	34		1:28.937	34		1:33.829P	34		2:20.078	34		1:35.400
30	1 LAP	1:33.477	16	4 LAPS	1:33.542	16	4 LAPS	1:34.480	155	3 LAPS	1:47.446	157	6 LAPS	2:00.700
120	2 LAPS	1:38.686	30	1 LAP	1:31.740	7	4 LAPS	1:40.967	73	2 LAPS	1:39.173	77	11.750	1:30.951
296	1 LAP	1:57.561P	48	1 LAP	1:31.653	30	1 LAP	1:31.344	113	3 LAPS	1:44.943	155	3 LAPS	1:46.274
44	2 LAPS	1:42.055	120	2 LAPS	1:37.748	3	4 LAPS	1:48.628	296	1 LAP	1:33.112	296	1 LAP	1:34.587
48	1 LAP	1:32.767	155	3 LAPS	3:02.164	48	1 LAP	1:31.969	77	16.199	1:28.721	73	2 LAPS	1:40.764
68	2 LAPS	2:42.464	68	2 LAPS	1:36.005	120	2 LAPS	1:36.189	88	3 LAPS	1:43.308	21	2 LAPS	2:58.635
113	3 LAPS	2:42.887	44	2 LAPS	1:44.205P	68	2 LAPS	1:37.039	11	1 LAP	1:33.790	113	3 LAPS	1:46.524
73	2 LAPS	2:29.122	113	3 LAPS	1:44.394	52	2 LAPS	2:37.480	69	1 LAP	1:36.709	11	1 LAP	1:32.948
88	3 LAPS	1:43.862	73	2 LAPS	1:39.151	155	3 LAPS	1:47.577	70	1 LAP	1:36.128	88	3 LAPS	1:42.133
1	57.826	1:37.185P	88	3 LAPS	1:43.078	1	1 LAP	2:42.281	16	3 LAPS	1:33.556	70	1 LAP	1:35.342
21	1 LAP	1:38.568	296	1 LAP	2:18.050	113	3 LAPS	1:44.117	30	54.682	1:31.506	69	1 LAP	1:36.447
52	1 LAP	1:42.926P	21	1 LAP	1:38.112	73	2 LAPS	1:39.077	44	2 LAPS	1:44.016	16	3 LAPS	1:33.190
76	3 LAPS	3:22.761	77	1:11.851	1:29.583	88	3 LAPS	1:42.956	48	1:01.017	1:31.896	30	51.989	1:32.707
11	1 LAP	1:35.442	11	1 LAP	1:36.474	296	1 LAP	1:33.018	76	3 LAPS	1:48.987	48	57.424	1:31.807
199	3 LAPS	1:49.033	69	1 LAP	1:37.000	77	1:07.556	1:29.534	7	3 LAPS	1:45.759	44	2 LAPS	1:43.185
77	1:11.205	1:31.073	70	1 LAP	1:36.852	11	1 LAP	1:34.272	120	1 LAP	1:37.502	7	3 LAPS	1:39.622
69	1 LAP	1:36.970	76	3 LAPS	1:50.389	21	1 LAP	1:41.438P	68	1 LAP	1:36.279	76	3 LAPS	1:47.972
70	1 LAP	1:35.840	199	3 LAPS	1:52.751	69	1 LAP	1:34.923	199	3 LAPS	1:53.682	120	1 LAP	1:37.693
157	4 LAPS	2:07.495P				70	1 LAP	1:35.184	3	3 LAPS	1:47.079	68	1 LAP	1:35.382
3	3 LAPS	1:47.332				76	3 LAPS	1:46.513	52	1 LAP	1:37.200	52	1 LAP	1:37.585
7	3 LAPS	1:38.561				44	2 LAPS	2:39.779	1	1:30.734	1:35.950	1	1:31.910	1:36.576
						16	3 LAPS	1:34.604						
						7	3 LAPS	1:38.720						
						30	1:43.254	1:32.406						
						199	3 LAPS	1:51.630						
						48	1:49.199	1:32.281						
						120	1 LAP	1:38.248						
						3	3 LAPS	1:49.969						
						68	1 LAP	1:35.500						
						157	5 LAPS	3:52.579						
						52	1 LAP	1:36.742						
						1	2:14.862	1:37.521						

CARS 15, 17, 49 - NON STARTERS  
 Weather/Track: Cloud/Dry

**HRDC Touring Greats for pre-60 Touring Cars**  
**RACE 20 - LAP CHART - Donington Park - 2/3/4 May 2015**  
 (contd.)

Lap 21			Lap 22			Lap 23			Lap 24			Lap 25		
No	Behind	Laptime	No	Behind	Laptime	No	Behind	Laptime	No	Behind	Laptime	No	Behind	Laptime
34		1:34.391	34		1:33.579	77		1:30.228	77		1:30.497	77		1:32.299
77	6.141	1:28.782	52	2 LAPS	1:37.165	34	4.173	1:35.579	7	4 LAPS	1:38.996	7	4 LAPS	1:37.734
3	4 LAPS	1:48.251	77	1.178	1:28.616	1	1 LAP	1:37.141	120	2 LAPS	1:36.380	120	2 LAPS	1:35.922
199	4 LAPS	1:57.055P	296	1 LAP	1:36.009	52	2 LAPS	1:37.213	34	7.023	1:33.347	34	7.798	1:33.074
296	1 LAP	1:32.599	3	4 LAPS	1:49.277	199	5 LAPS	3:03.621	1	1 LAP	1:35.152	1	1 LAP	1:33.962
73	2 LAPS	1:41.354	11	1 LAP	1:35.236	76	4 LAPS	1:47.166	52	2 LAPS	1:35.230	52	2 LAPS	1:35.355
155	3 LAPS	1:45.837	73	2 LAPS	1:38.438	296	1 LAP	1:33.589	44	3 LAPS	1:44.945	44	3 LAPS	1:43.658
21	2 LAPS	1:41.144	21	2 LAPS	1:41.936	11	1 LAP	1:33.079	157	7 LAPS	2:06.780	199	5 LAPS	1:41.634
11	1 LAP	1:35.365	155	3 LAPS	1:45.903	73	2 LAPS	1:39.626	199	5 LAPS	1:42.231	296	1 LAP	1:43.579
113	3 LAPS	1:46.165	70	1 LAP	1:35.048	3	4 LAPS	1:48.212	296	1 LAP	1:33.645	11	1 LAP	1:33.693
88	3 LAPS	1:41.974	69	1 LAP	1:36.187	21	2 LAPS	1:40.236	76	4 LAPS	1:46.548	76	4 LAPS	1:47.057
70	1 LAP	1:34.226	113	3 LAPS	1:46.400	77	1 LAP	1:34.777	11	1 LAP	1:33.023	157	7 LAPS	2:01.465
69	1 LAP	1:35.771	88	3 LAPS	1:42.365	30	48.124	1:31.223	73	2 LAPS	1:38.780	30	49.223	1:32.314
157	6 LAPS	2:07.997	30	48.307	1:32.615	69	1 LAP	1:36.338	70	1 LAP	1:35.441	70	1 LAP	1:34.896
16	3 LAPS	1:33.643	16	3 LAPS	1:34.855	155	3 LAPS	1:46.623	30	49.208	1:31.581	73	2 LAPS	1:39.172
30	49.271	1:31.673	48	52.661	1:31.924	16	3 LAPS	1:35.028	21	2 LAPS	1:40.989	48	56.236	1:32.528
48	54.316	1:31.283	157	6 LAPS	1:59.328	48	54.330	1:33.075	69	1 LAP	1:35.156	69	1 LAP	1:35.979
7	3 LAPS	1:40.026	7	3 LAPS	1:39.461	88	3 LAPS	1:41.866	48	56.007	1:32.174	16	3 LAPS	1:35.122
44	2 LAPS	1:45.755	68	1 LAP	1:35.681	113	3 LAPS	1:47.303	16	3 LAPS	1:34.657	21	2 LAPS	1:41.019
68	1 LAP	1:35.902	120	1 LAP	1:36.999	68	1 LAP	1:34.461	3	4 LAPS	1:50.500	3	4 LAPS	1:47.335
120	1 LAP	1:39.529	44	2 LAPS	1:43.890				155	3 LAPS	1:44.785	88	3 LAPS	1:43.773
76	3 LAPS	1:47.025							88	3 LAPS	1:41.125	155	3 LAPS	1:44.951
1	1:32.244	1:34.725							113	3 LAPS	1:44.554	113	3 LAPS	1:44.104
									68	1 LAP	1:35.573			

**CARS 15, 17, 49 - NON STARTERS**  
**Weather/Track: Cloud/Dry**

**HRDC Touring Greats for pre-60 Touring Cars**  
**RACE 20 - LAP CHART - Donington Park - 2/3/4 May 2015**  
 (contd.)

Lap 26			Lap 27			Lap 28			Lap 29			Lap 30		
No	Behind	Laptime	No	Behind	Laptime	No	Behind	Laptime	No	Behind	Laptime	No	Behind	Laptime
77		1:30.241	77		1:33.243	77		1:30.183	77		1:30.130	77		1:31.750
68	2 LAPS	1:35.468	155	4 LAPS	1:44.024	68	2 LAPS	1:39.993	21	3 LAPS	1:42.224	44	4 LAPS	1:46.585
34	11.559	1:34.002	88	4 LAPS	1:44.173	155	4 LAPS	1:47.828	68	2 LAPS	1:36.798	73	3 LAPS	1:40.129
120	2 LAPS	1:36.416	68	2 LAPS	1:36.320	34	19.392	1:37.227	34	25.143	1:35.881	21	3 LAPS	1:41.092
1	1 LAP	1:33.668	34	12.348	1:34.032	88	4 LAPS	1:49.564	120	2 LAPS	1:36.794	34	29.420	1:36.027
52	2 LAPS	1:36.778	1	1 LAP	1:35.170	1	1 LAP	1:35.929	1	1 LAP	1:37.648	68	2 LAPS	1:37.624
11	1 LAP	1:35.853	120	2 LAPS	1:36.475	3	5 LAPS	1:52.949	88	4 LAPS	1:41.901	120	2 LAPS	1:33.555
296	1 LAP	1:40.411	52	2 LAPS	1:38.709	120	2 LAPS	1:36.014	155	4 LAPS	1:44.954	1	1 LAP	1:33.617
199	5 LAPS	1:42.752	11	1 LAP	1:33.588	157	8 LAPS	2:11.594	3	5 LAPS	1:47.184	88	4 LAPS	1:40.168
44	3 LAPS	1:47.617	296	1 LAP	1:37.043	52	2 LAPS	1:38.676	52	2 LAPS	1:39.434	155	4 LAPS	1:42.084
7	4 LAPS	2:17.525P	199	5 LAPS	1:43.379	11	1 LAP	1:33.521	11	1 LAP	1:33.832	11	1 LAP	1:35.713
30	53.393	1:34.411	30	54.276	1:34.126	296	1 LAP	1:36.267	296	1 LAP	1:36.534	52	2 LAPS	1:39.557
70	1 LAP	1:34.366	48	57.394	1:32.706	30	56.764	1:32.671	30	57.978	1:31.344	3	5 LAPS	1:47.733
48	57.931	1:31.936	44	3 LAPS	1:49.036	48	59.173	1:31.962	48	1:03.520	1:34.477	30	59.450	1:33.222
69	1 LAP	1:35.519	70	1 LAP	1:36.748	70	1 LAP	1:34.422	157	8 LAPS	2:02.390	296	1 LAP	1:36.572
16	3 LAPS	1:36.345	69	1 LAP	1:34.403	69	1 LAP	1:35.409	70	1 LAP	1:35.403	48	1:03.433	1:31.663
21	2 LAPS	1:41.275	16	3 LAPS	1:36.298	199	5 LAPS	1:47.333	69	1 LAP	1:34.429	70	1 LAP	1:36.926
73	2 LAPS	1:51.632	73	2 LAPS	1:39.948	16	3 LAPS	1:35.842	16	3 LAPS	1:34.637	69	1 LAP	1:34.968
157	7 LAPS	2:10.255	21	2 LAPS	1:42.942	44	3 LAPS	1:48.311	199	5 LAPS	1:48.508	16	3 LAPS	1:35.551
3	4 LAPS	1:48.577				73	2 LAPS	1:39.804				157	8 LAPS	2:01.215
												199	5 LAPS	1:48.055

**CARS 15, 17, 49 - NON STARTERS**  
**Weather/Track: Cloud/Dry**