



# Results Booklet



Timing & Results by MST SYSTEMS Ltd.  
[www.mstworld.com](http://www.mstworld.com)

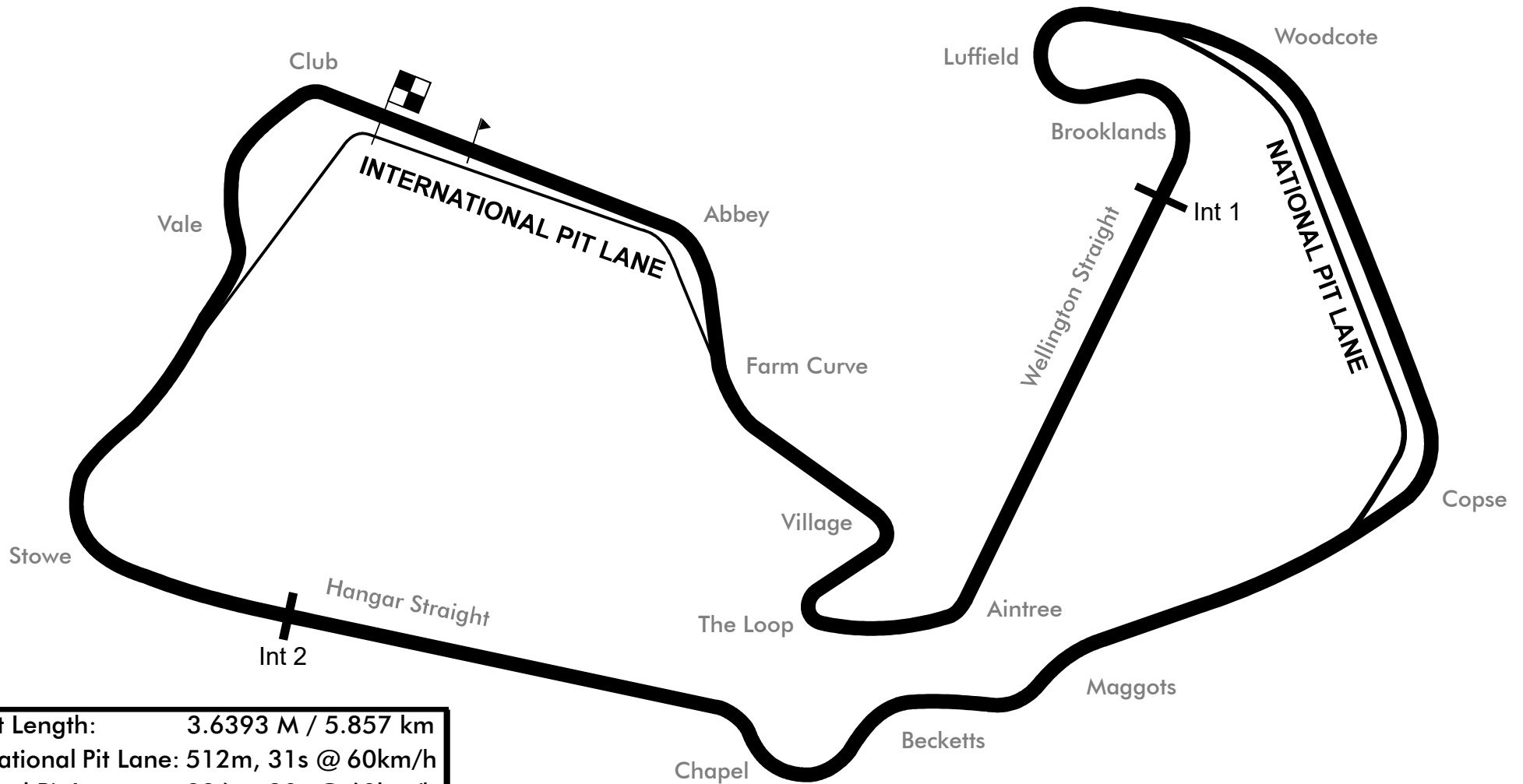
© MST SYSTEMS Ltd 2017

The Haysfield, Spring Lane North, Malvern WR14 1GF

t: +44 (0) 1684 560614 e: [timing@mstworld.com](mailto:timing@mstworld.com)



## Silverstone Historic Grand Prix Circuit



Circuit Length:	3.6393 M / 5.857 km
International Pit Lane:	512m, 31s @ 60km/h
National Pit Lane:	336m, 20s @ 60km/h
Intermediate 1:	1.757 km
Intermediate 2:	4.760 km
Start line offset:	132.3 m



## Silverstone Classic - 28 - 30 Jul 2017

### Formula Ford 50 Presented by Historic Motorsport International Qualifying for Race 2 - Classification

Sheet No:

POS	NO	DRIVER/S	CLASS	CLASS POS	CAR MAKE / MODEL	TIME	ON	LAPS	GAP	DIFF	MPH
1	94	Michael O'Brien		1	Merlyn Mk20A	2:20.837	7	7			93.03
2	1	Callum Grant		2	Merlyn Mk20A	2:21.997	4	7	1.160	1.160	92.27
3	37	William Nuthall		3	Jamun T2	2:22.520	6	7	1.683	0.523	91.93
4	48	Benn Tilley		4	Merlyn Mk20A	2:22.851	4	7	2.014	0.331	91.72
5	10	James Hadfield		5	Titan Mk4	2:23.049	7	7	2.212	0.198	91.59
6	73	Ed Thurston		6	Elden Mk8	2:23.076	6	7	2.239	0.027	91.57
7	9	Michael Mallock		7	Mallock Mk9	2:23.135	3	7	2.298	0.059	91.53
8	40	Sam Mitchell		8	Merlyn Mk20A	2:23.768	4	7	2.931	0.633	91.13
9	61	Dan Eagling		9	Lotus 61	2:23.810	7	7	2.973	0.042	91.10
10	3	Benn Simms		10	Jomo JMR7	2:23.951	7	7	3.114	0.141	91.02
11	112	Andrew Ames		11	Jamun T2	2:24.124	7	7	3.287	0.173	90.91
12	15	Matthew Wrigley		12	Merlyn Mk11A/20	2:24.159	7	7	3.322	0.035	90.88
13	4	Max Bartell		13	Merlyn Mk20A	2:24.392	4	7	3.555	0.233	90.74
14	58	Michael Grant Peterkin		14	Brabham BT21	2:24.529	5	7	3.692	0.137	90.65
15	42	Cormac Flanagan		15	Alexis Mk14	2:25.489	6	7	4.652	0.960	90.05
16	36	Robert Smith	OF	1	Merlyn Mk20	2:25.732	5	7	4.895	0.243	89.90
17	54	Alex Meek	OF	2	Merlyn Mk20A	2:25.864	7	7	5.027	0.132	89.82
18	21	Ross Dryborough		16	Merlyn Mk20AS	2:26.076	7	7	5.239	0.212	89.69
19	6	Stuart Baird	OF	3	Merlyn Mk11A	2:26.666	7	7	5.829	0.590	89.33
20	69	Tiff Needell		17	Lotus 69F	2:26.786	7	7	5.949	0.120	89.26
21	72	Alistair Littlewood		18	Merlyn Mk20A	2:27.231	3	7	6.394	0.445	88.99
22	49	Harvey Sykes		19	Crossle 20F	2:27.470	7	7	6.633	0.239	88.84
23	8	Andrew Mansell	OF	4	Merlyn Mk11A	2:28.002	6	7	7.165	0.532	88.52
24	97	Robert Tusting	OF	5	Lola T200	2:28.384	5	6	7.547	0.382	88.30
25	19	Stephen King	OF	6	Macon MR8	2:28.832	7	7	7.995	0.448	88.03
26	20	Kevin Stanzl	OF	7	Crossle 20F	2:29.242	7	7	8.405	0.410	87.79
27	44	Sam Binfield		20	Titan Mk6	2:29.256	5	7	8.419	0.014	87.78
28	56	Roland Svensson	OF	8	Merlyn Mk17	2:29.706	7	7	8.869	0.450	87.52
29	77	Chris Sharples	OF	9	Palliser WDF1	2:30.083	5	6	9.246	0.377	87.30
30	63	Matthew Sturmer	OF	10	Macon MR8	2:30.264	5	6	9.427	0.181	87.19
31	47	Louis Hanjoul	OF	11	Elden Mk8/10	2:30.889	6	7	10.052	0.625	86.83
32	46	Stuart Dix	OF	12	Cooper Chinook	2:31.272	4	6	10.435	0.383	86.61
33	66	Andrew Wiggins	OF	13	Titan Mk6	2:31.758	5	7	10.921	0.486	86.33
34	75	Daniel Pickett		21	Merlyn Mk20	2:32.034	6	7	11.197	0.276	86.18
35	166	Gregory Thornton		22	Titan Mk4	2:32.099	6	6	11.262	0.065	86.14
36	26	John Slack	OF	14	Lola T200	2:32.463	5	6	11.626	0.364	85.93
37	177	Peter Hannam	OF	15	Nike Mk6	2:32.499	5	6	11.662	0.036	85.91
38	81	James Lovett		23	Lola T200	2:33.122	6	6	12.285	0.623	85.56
39	95	Fraser Collins		24	Merlyn Mk11A	2:33.463	6	6	12.626	0.341	85.37
40	25	Philip Walker	OF	16	Crossle 16F	2:33.793	4	7	12.956	0.330	85.19

Cars 4, 10 & 98 require working transponders - Regulation Q.12.2.1 refers.  
A 30 second penalty will be applied if not working in the race.

Session Start: 09:00:42 - Finish: 09:18:44  
Weather/Track Conditions: Bright / Damp  
Circuit: Silverstone Historic Grand Prix  
Track Length: 5.857 Km - 3.6394 miles

These results are provisional until the conclusion of any judicial and technical matters.

Clerk of the Course:

Timekeeper:

Issued at:



## Silverstone Classic - 28 - 30 Jul 2017

### Formula Ford 50 Presented by Historic Motorsport International Qualifying for Race 2 - Classification

Sheet No:

POS	NO	DRIVER/S	CLASS	CLASS POS	CAR MAKE / MODEL	TIME	ON	LAPS	GAP	DIFF	MPH
41	175	Colin Wright	OF	17	March 718	2:33.840	5	6	13.003	0.047	85.16
42	5	Ian Pearson		25	Lotus 61	2:34.945	5	6	14.108	1.105	84.56
43	33	Julian Pierce		26	Lola T200	2:35.732	6	6	14.895	0.787	84.13
44	39	Michael Richings	OF	18	Alexis Mk15	2:36.195	6	6	15.358	0.463	83.88
45	50	John Roberts	N	1	Merlyn Mk11A	2:36.635	4	6	15.798	0.440	83.65
46	28	Michael Wales	OF	19	Merlyn Mk20A	2:36.992	5	6	16.155	0.357	83.45
47	16	Tony Helliwell		27	Merlyn Mk20A	2:37.420	6	6	16.583	0.428	83.23
48	55	Roger Arnold	OF	20	Merlyn Mk20	2:39.077	5	6	18.240	1.657	82.36
49	78	Geoff Underwood		28	Merlyn Mk20	2:39.152	5	6	18.315	0.075	82.32
50	12	Nick Pancisi	OF	21	Titan Mk5	2:40.871	6	6	20.034	1.719	81.44
51	2	Alison Langridge	N	2	Lotus 61	2:40.964	6	6	20.127	0.093	81.40
52	18	William Cowing	OF	22	Ginetta G18	2:41.417	6	6	20.580	0.453	81.17
53	156	Rachel Arnold		29	Merlyn Mk20	2:41.577	6	6	20.740	0.160	81.09
54	98	Adrian Richards		30	Merlyn Mk17	2:52.491	1	2	31.654	10.914	75.96
55	59	Les Beards		31	Nike Mk6	2:53.671	4	6	32.834	1.180	75.44
56	31	John Emery	N	3	Lola T200	3:00.371	3	5	39.534	6.700	72.64

Cars 4, 10 & 98 require working transponders - Regulation Q.12.2.1 refers.  
A 30 second penalty will be applied if not working in the race.

Session Start: 09:00:42 - Finish: 09:18:44  
Weather/Track Conditions: Bright / Damp  
Circuit: Silverstone Historic Grand Prix  
Track Length: 5.857 Km - 3.6394 miles

These results are provisional until the conclusion of any judicial and technical matters.

Clerk of the Course:	Timekeeper:	Issued at:
----------------------	-------------	------------

# Silverstone Classic - 28 - 30 Jul 2017

## Formula Ford 50 Presented by Historic Motorsport International

### Qualifying for Race 2 - Sector Analysis

1 Callum Grant ( )								Merlyn Mk20A							
lap	Sect-1	Speed	Sect-2	Speed	Sect-3	Speed	Laptime Pit	lap	Sect-1	Speed	Sect-2	Speed	Sect-3	Speed	Laptime Pit
1	45.904	113.7	1:14.318	112.6	27.420	90.6	2:27.642	5	47.095	105.4			93.5	2:29.050	
2	45.127	112.6	1:13.186	106.7	29.829	90.4	2:28.142	6	45.638	113.7	1:12.661	112.6	26.641	93.5	2:24.940
3	44.649	112.2	1:12.342	114.7	27.235	87.2	2:24.226	7	43.704	115.5	1:12.979	114.9	26.327	93.9	2:23.010
4	44.300	112.8	1:11.388	115.5	26.309	87.0	2:21.997	8							

2 Alison Langridge (N)								Lotus 61							
lap	Sect-1	Speed	Sect-2	Speed	Sect-3	Speed	Laptime Pit	lap	Sect-1	Speed	Sect-2	Speed	Sect-3	Speed	Laptime Pit
1	55.200	102.3	1:30.363		34.152	78.8	2:59.715	4	52.519	107.4			80.6	2:49.820	
2	54.212	106.2	1:24.576		48.359	65.7	3:07.147	5	52.069	107.0	1:20.173		32.070	82.5	2:44.312
3	56.128	103.9				76.2	2:56.701	6	50.047	107.4	1:19.272		31.645	83.1	2:40.964

3 Benn Simms ( )								Jomo JMR7							
lap	Sect-1	Speed	Sect-2	Speed	Sect-3	Speed	Laptime Pit	lap	Sect-1	Speed	Sect-2	Speed	Sect-3	Speed	Laptime Pit
1	51.823	103.6	1:16.727	111.3	28.446	87.3	2:36.996	5	44.486	115.9	1:14.234	114.1	28.320	92.3	2:27.040
2	45.788	112.2	1:16.307	111.1	27.152	91.6	2:29.247	6	45.741	110.4	1:14.111	113.2	26.815	92.8	2:26.667
3	46.243	110.7	1:14.489	110.4	27.252	91.6	2:27.984	7	44.847	110.0	1:12.662	110.4	26.442	93.1	2:23.951
4	44.881	109.5	1:13.294	111.3	26.730	92.9	2:24.905	8							

4 Max Bartell ( )								Merlyn Mk20A							
lap	Sect-1	Speed	Sect-2	Speed	Sect-3	Speed	Laptime Pit	lap	Sect-1	Speed	Sect-2	Speed	Sect-3	Speed	Laptime Pit
1							2:29.290	5							2:24.878
2							2:26.826	6							2:24.666
3							2:24.571	7							2:24.659
4							2:24.392	8							

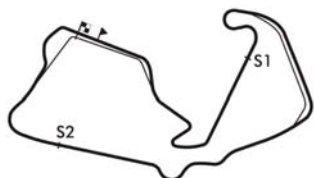
5 Ian Pearson ( )								Lotus 61							
lap	Sect-1	Speed	Sect-2	Speed	Sect-3	Speed	Laptime Pit	lap	Sect-1	Speed	Sect-2	Speed	Sect-3	Speed	Laptime Pit
1	57.178	98.8	1:26.446	107.5	32.657	79.6	2:56.281	4	49.583	107.4	1:18.600	108.2	30.075	84.5	2:38.258
2	51.672	104.2	1:21.319	109.1	31.917	75.6	2:44.908	5	48.131	108.9	1:18.297		28.517	88.5	2:34.945
3	50.373	106.9				83.7	2:40.427	6	48.249	107.9	1:18.571		29.024	84.1	2:35.844

6 Stuart Baird (OF)								Merlyn Mk11A							
lap	Sect-1	Speed	Sect-2	Speed	Sect-3	Speed	Laptime Pit	lap	Sect-1	Speed	Sect-2	Speed	Sect-3	Speed	Laptime Pit
1	49.246	110.2	1:18.820	111.5	29.758	83.1	2:37.824	5	45.440	112.4				91.1	2:26.807
2	47.087	110.9	1:16.447	112.4	28.798	85.4	2:32.332	6	45.684	111.1	1:13.934	112.4	27.849	88.1	2:27.467
3	46.627	110.4	1:15.980	114.5	27.676	88.8	2:30.283	7	45.300	111.8	1:13.751	112.8	27.615	91.6	2:26.666
4	46.093	110.9	1:14.646	111.8	27.504	89.8	2:28.243	8							

8 Andrew Mansell (OF)								Merlyn Mk11A							
lap	Sect-1	Speed	Sect-2	Speed	Sect-3	Speed	Laptime Pit	lap	Sect-1	Speed	Sect-2	Speed	Sect-3	Speed	Laptime Pit
1	53.094	102.8	1:25.760	112.2	31.304	82.1	2:50.158	5	45.897	113.7	1:16.446	112.6	28.205	90.1	2:30.548
2	50.809	91.6	1:20.388	113.7	31.170	78.8	2:42.367	6	45.392	112.2	1:15.100	115.5	27.510	93.6	2:28.002
3	49.786	108.6	1:17.246	106.9	30.276	86.9	2:37.308	7	45.626	103.7	1:15.385	115.3	27.918	93.6	2:28.929
4	47.023	111.8	1:16.022	114.9	28.788	88.0	2:31.833	8							

9 Michael Mallock ( )								Mallock Mk9							
lap	Sect-1	Speed	Sect-2	Speed	Sect-3	Speed	Laptime Pit	lap	Sect-1	Speed	Sect-2	Speed	Sect-3	Speed	Laptime Pit
1	49.779	107.5	1:15.860		27.933	86.0	2:33.572	5	44.399	114.1				91.6	2:23.268
2	45.953	110.9	1:12.974		27.057	95.5	2:25.984	6	45.087	111.3	1:12.503		26.358	91.9	2:23.948
3	44.410	115.1	1:12.170		26.555	92.2	2:23.135	7	45.604	113.0	1:11.546		27.933	90.2	2:25.083
4	44.764	113.2	1:15.320		27.282	90.9	2:27.366	8							

10 James Hadfield ( )								Titan Mk4							
lap	Sect-1	Speed	Sect-2	Speed	Sect-3	Speed	Laptime Pit	lap	Sect-1	Speed	Sect-2	Speed	Sect-3	Speed	Laptime Pit
1							2:32.128	5							2:24.168
2							2:25.893	6							2:26.700
3							2:24.460	7							2:23.049
4							2:25.441	8							



**Session Start: 09:00:42 - Finish: 09:18:44**  
**Weather/Track Conditions: Bright / Damp**  
**Circuit: Silverstone Historic Grand Prix**  
**Track Length: 5.857 Km - 3.6394 miles**

## Silverstone Classic - 28 - 30 Jul 2017

### Formula Ford 50 Presented by Historic Motorsport International

#### Qualifying for Race 2 - Sector Analysis

12 Nick Pancisi (OF)								Titan Mk5							
lap	Sect-1	Speed	Sect-2	Speed	Sect-3	Speed	Laptme Pit	lap	Sect-1	Speed	Sect-2	Speed	Sect-3	Speed	Laptme Pit
1	53.968	98.3	1:24.913	106.0	31.906	77.1	2:50.787	4	49.080	104.5	1:22.867	102.9	31.569	79.3	2:43.516
2	50.582	104.4	1:20.142	110.9	30.771	81.2	2:41.495	5	51.186	103.4	1:21.040	103.4	30.810	83.7	2:43.036
3	49.817	108.2	1:17.292		34.291	78.5	2:41.400	6	51.317	100.3	1:19.466	103.7	30.088	81.6	2:40.871

15 Matthew Wrigley ( )								Merlyn Mk11A/20							
lap	Sect-1	Speed	Sect-2	Speed	Sect-3	Speed	Laptme Pit	lap	Sect-1	Speed	Sect-2	Speed	Sect-3	Speed	Laptme Pit
1	50.274	107.9	1:23.334	109.7	29.283	88.4	2:42.891	5	46.122	112.4	1:13.916	116.3	29.131	92.1	2:29.169
2	47.918	112.6	1:17.045	113.2	28.792	88.9	2:33.755	6	45.319	111.5	1:14.010	110.6	26.817	91.8	2:26.146
3	46.332	110.0	1:15.773	112.4	28.038	89.0	2:30.143	7	44.805	110.2	1:12.896		26.458	91.8	2:24.159
4	46.016	112.8	1:14.001	114.9	28.264	88.8	2:28.281	8							

16 Tony Helliwell ( )								Merlyn Mk20A							
lap	Sect-1	Speed	Sect-2	Speed	Sect-3	Speed	Laptme Pit	lap	Sect-1	Speed	Sect-2	Speed	Sect-3	Speed	Laptme Pit
1	57.762	84.1	1:26.977		34.207	74.0	2:58.946	4	55.409	107.7				71.4	2:46.582
2	59.298	98.1	1:22.325		33.799	80.1	2:55.422	5	51.741	104.5	1:21.622		30.921	80.9	2:44.284
3	51.333	105.2	1:19.704		38.094	10.8	2:49.131	6	49.050	110.6	1:17.892		30.478	86.0	2:37.420

18 William Cowing (OF)								Ginetta G18							
lap	Sect-1	Speed	Sect-2	Speed	Sect-3	Speed	Laptme Pit	lap	Sect-1	Speed	Sect-2	Speed	Sect-3	Speed	Laptme Pit
1	52.704	105.5	1:54.483		34.889	76.7	3:22.076	4	50.765	106.5	1:22.393		32.518	80.7	2:45.676
2	53.711	104.4	1:24.253		33.372	72.0	2:51.336	5	50.289	108.8	1:20.531		31.153	84.6	2:41.973
3	52.476	106.9	1:22.542		34.571	82.1	2:49.589	6	50.871	108.6	1:19.833		30.713	81.4	2:41.417

19 Stephen King (OF)								Macon MR8							
lap	Sect-1	Speed	Sect-2	Speed	Sect-3	Speed	Laptme Pit	lap	Sect-1	Speed	Sect-2	Speed	Sect-3	Speed	Laptme Pit
1	52.610	105.2	1:23.658	112.4	31.801	80.6	2:48.069	5	46.906	110.7	1:14.814	110.4	27.879	90.8	2:29.599
2	49.052	108.9	1:17.067	113.7	29.973	73.9	2:36.092	6	46.715	111.5	1:15.658	111.7	27.812	90.6	2:30.185
3	47.998	109.3	1:18.005	112.0	28.645	88.8	2:34.648	7	46.501	109.8	1:15.093		27.238	91.3	2:28.832
4	47.622	108.6	1:15.677	110.4	28.354	88.9	2:31.653	8							

20 Kevin Stanzl (OF)								Crossle 20F							
lap	Sect-1	Speed	Sect-2	Speed	Sect-3	Speed	Laptme Pit	lap	Sect-1	Speed	Sect-2	Speed	Sect-3	Speed	Laptme Pit
1	51.971	109.1	1:22.823	110.0	31.660	81.9	2:46.454	5	45.907	113.0	1:14.809	113.9	29.406	88.4	2:30.122
2	48.998	110.9	1:18.206	115.7	31.002	78.7	2:38.206	6	46.650	110.7	1:15.380	112.8	28.943	88.4	2:30.973
3	47.564	110.9	1:16.411	114.9	29.451	87.3	2:33.426	7	46.538	110.9	1:14.835	112.8	27.869	91.6	2:29.242
4	46.754	111.5	1:15.907	111.3	28.968	89.4	2:31.629	8							

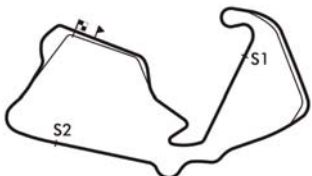
21 Ross Dryborough ( )								Merlyn Mk20AS							
lap	Sect-1	Speed	Sect-2	Speed	Sect-3	Speed	Laptme Pit	lap	Sect-1	Speed	Sect-2	Speed	Sect-3	Speed	Laptme Pit
1	47.505	112.0	1:14.842	114.7	28.266	87.2	2:30.613	5	46.347	112.0				80.6	2:27.357
2	46.865	112.0	1:16.147	118.4	27.540	88.5	2:30.552	6	46.804	114.3	1:12.793	114.7	27.457	85.3	2:27.054
3	46.362	113.2	1:13.607	113.7	27.629	88.8	2:27.598	7	45.955	113.6	1:13.246	113.4	26.875	91.6	2:26.076
4	46.779	112.8	1:14.883	112.4	27.762	88.4	2:29.424	8							

25 Philip Walker (OF)								Crossle 16F							
lap	Sect-1	Speed	Sect-2	Speed	Sect-3	Speed	Laptme Pit	lap	Sect-1	Speed	Sect-2	Speed	Sect-3	Speed	Laptme Pit
1	52.626	105.8	1:26.560		32.195	82.5	2:51.381	5	48.687	108.1	1:16.239		29.323	87.4	2:34.249
2	49.258	100.6	1:20.844		31.048	81.2	2:41.150	6	46.750	108.9	1:19.406		29.077	86.1	2:35.233
3	49.234	107.9	1:18.314		29.976	87.8	2:37.524	7	47.427	108.4	1:16.283		30.095	86.7	2:33.805
4	47.012	107.9	1:17.221		29.560	86.7	2:33.793	8							

26 John Slack (OF)								Lola T200							
lap	Sect-1	Speed	Sect-2	Speed	Sect-3	Speed	Laptme Pit	lap	Sect-1	Speed	Sect-2	Speed	Sect-3	Speed	Laptme Pit
1	57.819	82.8	1:24.770	110.6	32.465	78.3	2:55.054	4	48.186	107.2	1:17.798	112.0	29.649	87.2	2:35.633
2	50.081	108.4	1:19.553	115.1	31.920	79.2	2:41.554	5	47.397	110.2	1:16.331	110.4	28.735	90.9	2:32.463
3	50.610	105.7				90.4	2:37.561	6	46.970	109.7	1:17.046	112.2	28.761	89.4	2:32.777



**Session Start: 09:00:42 - Finish: 09:18:44**  
**Weather/Track Conditions: Bright / Damp**  
**Circuit: Silverstone Historic Grand Prix**  
**Track Length: 5.857 Km - 3.6394 miles**

# Silverstone Classic - 28 - 30 Jul 2017

## Formula Ford 50 Presented by Historic Motorsport International

### Qualifying for Race 2 - Sector Analysis

28 Michael Wales (OF)								Merlyn Mk20A							
lap	Sect-1	Speed	Sect-2	Speed	Sect-3	Speed	Laptime Pit	lap	Sect-1	Speed	Sect-2	Speed	Sect-3	Speed	Laptime Pit
1	53.478	102.9	1:26.882	112.4	32.802	77.2	2:53.162	4	50.460	107.5	1:18.690	110.9	30.284	83.6	2:39.434
2	51.244	107.2	1:23.575	107.0	32.610	75.2	2:47.429	5	48.963	109.3	1:17.903	111.3	30.126	81.5	2:36.992
3	51.533	107.5				78.1	2:45.527	6	49.869	107.2	1:19.568	110.9	29.375	89.0	2:38.812

31 John Emery (N)								Lola T200							
lap	Sect-1	Speed	Sect-2	Speed	Sect-3	Speed	Laptime Pit	lap	Sect-1	Speed	Sect-2	Speed	Sect-3	Speed	Laptime Pit
1	58.509	82.2	1:31.161	95.2	36.128	67.6	3:05.798	4	56.145	85.9	1:29.299	97.3	37.201	71.7	3:02.645
2	55.417	94.1	1:28.933	98.4	36.600	70.6	3:00.950	5	54.829	96.0	1:30.259	95.3	37.078	68.3	3:02.166
3	55.159	94.0	1:29.045	96.6	36.167	71.1	3:00.371	6							

33 Julian Pierce ( )								Lola T200							
lap	Sect-1	Speed	Sect-2	Speed	Sect-3	Speed	Laptime Pit	lap	Sect-1	Speed	Sect-2	Speed	Sect-3	Speed	Laptime Pit
1	54.739	91.7	1:24.986	112.2	32.953	77.9	2:52.678	4	48.646	108.8	1:18.923	110.9	30.513	82.7	2:38.082
2	51.421	107.9	1:21.367	112.0	31.173	80.9	2:43.961	5	48.253	109.1	1:19.866	110.6	29.063	88.1	2:37.182
3	48.844	107.9	1:18.574		33.206	84.6	2:40.624	6	47.427	109.7	1:18.954	108.1	29.351	88.5	2:35.732

36 Robert Smith (OF)								Merlyn Mk20							
lap	Sect-1	Speed	Sect-2	Speed	Sect-3	Speed	Laptime Pit	lap	Sect-1	Speed	Sect-2	Speed	Sect-3	Speed	Laptime Pit
1	50.360	93.5	1:18.592	113.7	31.420	84.5	2:40.372	5	45.330	113.6	1:13.444	113.4	26.958	91.9	2:25.732
2	47.477	109.5	1:15.462	116.3	30.492	80.8	2:33.431	6	45.083	113.4	1:16.028	112.6	27.065	91.7	2:28.176
3	47.007	112.6				80.3	2:31.951	7	44.939	110.0	1:14.546	113.7	26.505	93.3	2:25.990
4	45.882	111.8	1:14.013	113.4	27.354	90.0	2:27.249	8							

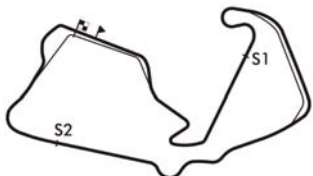
37 William Nuthall ( )								Jamun T2							
lap	Sect-1	Speed	Sect-2	Speed	Sect-3	Speed	Laptime Pit	lap	Sect-1	Speed	Sect-2	Speed	Sect-3	Speed	Laptime Pit
1	48.975	113.0	1:18.895		28.718	91.7	2:36.588	5	44.811	114.1	1:11.799		26.209	92.3	2:22.819
2	45.826	111.8	1:14.651		26.787	93.9	2:27.264	6	44.803	113.7	1:11.353		26.364	91.2	2:22.520
3	44.790	113.6	1:12.891		26.296	94.4	2:23.977	7	44.439	111.1	1:12.468		26.611	92.4	2:23.518
4	44.712	112.8	1:12.105		26.379	94.1	2:23.196	8							

39 Michael Richings (OF)								Alexis Mk15							
lap	Sect-1	Speed	Sect-2	Speed	Sect-3	Speed	Laptime Pit	lap	Sect-1	Speed	Sect-2	Speed	Sect-3	Speed	Laptime Pit
1	53.893	101.7	1:26.014	106.9	32.870	71.9	2:52.777	4	49.885	106.5	1:19.470	109.3	29.842	83.9	2:39.197
2	53.517	102.3	1:25.289	107.9	33.003	77.9	2:51.809	5	48.815	107.7	1:19.534	108.6	29.615	86.4	2:37.964
3	51.477	104.9				82.3	2:46.027	6	48.652	107.0	1:18.503		29.040	87.2	2:36.195

40 Sam Mitchell ( )								Merlyn Mk20A							
lap	Sect-1	Speed	Sect-2	Speed	Sect-3	Speed	Laptime Pit	lap	Sect-1	Speed	Sect-2	Speed	Sect-3	Speed	Laptime Pit
1	46.034	112.0	1:15.598	114.7	27.144	90.6	2:28.776	5	46.138	101.8				87.2	2:27.504
2	45.404	113.6	1:12.721	117.3	26.986	92.6	2:25.111	6	44.809	113.9	1:14.456		26.286	92.7	2:25.551
3	44.541	113.2	1:12.627	114.7	27.377	92.2	2:24.545	7	44.040	113.7	1:13.732		26.861	95.2	2:24.633
4	44.881	113.4	1:12.082		26.805	86.9	2:23.768	8							

42 Cormac Flanagan ( )								Alexis Mk14							
lap	Sect-1	Speed	Sect-2	Speed	Sect-3	Speed	Laptime Pit	lap	Sect-1	Speed	Sect-2	Speed	Sect-3	Speed	Laptime Pit
1	48.847	110.4	1:17.332	114.3	28.613	88.0	2:34.792	5	45.546	113.0				92.1	2:26.156
2	46.281	111.3	1:14.981	115.5	28.557	88.5	2:29.819	6	44.687	113.2	1:11.879	115.3	28.923	87.2	2:25.489
3	45.803	112.4	1:13.781	113.9	28.364	91.8	2:27.948	7	51.303	105.2	1:16.055	113.6	37.333	81.1	2:44.691
4	45.723	113.7	1:15.831	114.7	28.350	83.4	2:29.904	8							

44 Sam Binfield ( )								Titan Mk6							
lap	Sect-1	Speed	Sect-2	Speed	Sect-3	Speed	Laptime Pit	lap	Sect-1	Speed	Sect-2	Speed	Sect-3	Speed	Laptime Pit
1	49.553	109.7	1:19.110	117.9	28.737	92.3	2:37.400	5	46.193	110.6	1:15.196	116.3	27.867	90.2	2:29.256
2	45.922	113.7	1:17.685	106.9	28.928	91.9	2:32.535	6	47.283	112.2	1:14.976	114.5	27.350	89.7	2:29.609
3	46.999	111.1	1:17.343	113.6	28.099	91.8	2:32.441	7	46.897	114.3	1:15.789	110.9	27.362	90.2	2:30.048
4	48.890	109.8	1:16.005	112.2	27.608	86.6	2:32.503	8							



Session Start: 09:00:42 - Finish: 09:18:44  
Weather/Track Conditions: Bright / Damp  
Circuit: Silverstone Historic Grand Prix  
Track Length: 5.857 Km - 3.6394 miles





# Silverstone Classic - 28 - 30 Jul 2017

## Formula Ford 50 Presented by Historic Motorsport International Qualifying for Race 2 - Sector Analysis

<b>59 Les Beards ( )</b>								<b>Nike Mk6</b>							
lap	Sect-1	Speed	Sect-2	Speed	Sect-3	Speed	Laptime Pit	lap	Sect-1	Speed	Sect-2	Speed	Sect-3	Speed	Laptime Pit
1	57.430	90.1	1:29.325	98.5	36.036	71.5	3:02.791	4	54.269	96.7	1:25.108		34.294	77.7	2:53.671
2	55.506	91.3	1:27.560	102.0	35.777	71.8	2:58.843	5	54.405	96.7	1:25.630		34.732	75.6	2:54.767
3	56.860	96.7	1:26.612		34.634	71.8	2:58.106	6	54.021	97.5	1:26.478		34.161	74.9	2:54.660

<b>61 Dan Eagling ( )</b>								<b>Lotus 61</b>							
lap	Sect-1	Speed	Sect-2	Speed	Sect-3	Speed	Laptime Pit	lap	Sect-1	Speed	Sect-2	Speed	Sect-3	Speed	Laptime Pit
1	50.639	109.1	1:19.543		28.768	85.9	2:38.950	5	45.224	111.7				87.0	2:25.200
2	46.746	111.8	1:15.149	112.8	27.811	88.2	2:29.706	6	44.882	112.4	1:24.305		26.718	93.2	2:35.905
3	45.622	111.8	1:13.736	112.8	27.305	91.7	2:26.663	7	44.588	112.6	1:11.989		27.233	91.9	2:23.810
4	45.125	111.3	1:13.081		26.941	92.2	2:25.147	8							

<b>63 Matthew Sturmer (OF)</b>								<b>Macon MR8</b>							
lap	Sect-1	Speed	Sect-2	Speed	Sect-3	Speed	Laptime Pit	lap	Sect-1	Speed	Sect-2	Speed	Sect-3	Speed	Laptime Pit
1	51.634	102.8	1:25.983	107.7	39.984	76.7	2:57.601	4	47.578	106.9	1:16.698	108.8	27.871	89.4	2:32.147
2	48.592	106.9	1:20.668	112.0	35.040	74.2	2:44.300	5	46.494	108.2	1:15.766	108.6	28.004	86.6	2:30.264
3	52.246	106.2	1:21.092		32.062	86.5	2:45.400	6	47.431	107.9	1:18.381	108.9	29.186	89.2	2:34.998

<b>66 Andrew Wiggins (OF)</b>								<b>Titan Mk6</b>							
lap	Sect-1	Speed	Sect-2	Speed	Sect-3	Speed	Laptime Pit	lap	Sect-1	Speed	Sect-2	Speed	Sect-3	Speed	Laptime Pit
1	51.828	101.5	1:20.596		31.452	83.0	2:43.876	5	46.570	114.5	1:15.755		29.433	88.5	2:31.758
2	48.542	109.5	1:18.331		30.549	83.6	2:37.422	6	46.427	111.7	1:17.214		28.586	90.2	2:32.227
3	48.181	110.7	1:17.982		29.626	86.1	2:35.789	7	46.446	110.6	1:20.987		28.012	91.7	2:35.445
4	46.993	110.4	1:15.775		29.553	88.1	2:32.321	8							

<b>69 Tiff Needell ( )</b>								<b>Lotus 69F</b>							
lap	Sect-1	Speed	Sect-2	Speed	Sect-3	Speed	Laptime Pit	lap	Sect-1	Speed	Sect-2	Speed	Sect-3	Speed	Laptime Pit
1	50.897	106.0	1:19.558		29.934	85.6	2:40.389	5	45.210	110.2	1:14.891		27.702	91.1	2:27.803
2	47.058	109.1	1:16.254		28.809	87.6	2:32.121	6	45.899	110.2	1:14.412		27.382	90.1	2:27.693
3	46.166	110.9	1:14.620		28.207	85.9	2:28.993	7	45.126	110.2	1:14.433		27.227	90.9	2:26.786
4	45.696	109.3	1:15.086		28.050	90.1	2:28.832	8							

<b>72 Alistair Littlewood ( )</b>								<b>Merlyn Mk20A</b>							
lap	Sect-1	Speed	Sect-2	Speed	Sect-3	Speed	Laptime Pit	lap	Sect-1	Speed	Sect-2	Speed	Sect-3	Speed	Laptime Pit
1	51.905	98.7	1:22.052	111.3	29.534	87.8	2:43.491	5	45.633	113.6	1:13.522	120.5	36.945	92.2	2:36.100
2	47.430	110.4	1:16.649	115.7	27.589	92.2	2:31.668	6	45.564	114.5	1:14.126	119.4	28.545	92.6	2:28.235
3	45.754	114.1	1:14.159	114.9	27.318	90.9	2:27.231	7	46.235	115.9	1:17.196	112.4	27.376	92.8	2:30.807
4	45.660	111.8	1:13.994	114.7	27.776	89.6	2:27.430	8							

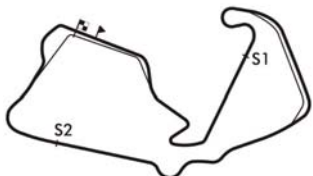
<b>73 Ed Thurston ( )</b>								<b>Elden Mk8</b>							
lap	Sect-1	Speed	Sect-2	Speed	Sect-3	Speed	Laptime Pit	lap	Sect-1	Speed	Sect-2	Speed	Sect-3	Speed	Laptime Pit
1	46.792	113.7	1:16.510	120.3	28.033	92.8	2:31.335	5	44.846	111.7	1:12.563		26.977	93.5	2:24.386
2	45.621	113.0	1:13.661	120.9	28.880	89.0	2:28.162	6	44.336	111.8	1:12.302	112.8	26.438	94.0	2:23.076
3	45.161	113.2	1:13.444	115.3	27.306	91.4	2:25.911	7	44.273	112.4	1:12.212		26.610	92.3	2:23.095
4	44.446	111.7	1:12.791	113.6	27.468	91.4	2:24.705	8							

<b>75 Daniel Pickett ( )</b>								<b>Merlyn Mk20</b>							
lap	Sect-1	Speed	Sect-2	Speed	Sect-3	Speed	Laptime Pit	lap	Sect-1	Speed	Sect-2	Speed	Sect-3	Speed	Laptime Pit
1	51.068	108.6	1:20.292	110.4	31.204	81.8	2:42.564	5	47.750	111.8	1:15.919	111.7	29.118	88.0	2:32.787
2	48.636	108.9	1:18.777	115.5	29.924	83.8	2:37.337	6	46.370	109.7	1:17.628	110.6	28.036	89.5	2:32.034
3	48.378	110.0	1:16.762	113.9	29.471	86.6	2:34.611	7	47.613	114.9	1:16.801	114.1	28.246	91.7	2:32.660
4	46.735	109.7	1:16.626	110.9	29.384	84.9	2:32.745	8							

<b>77 Chris Sharples (OF)</b>								<b>Palliser WDF1</b>							
lap	Sect-1	Speed	Sect-2	Speed	Sect-3	Speed	Laptime Pit	lap	Sect-1	Speed	Sect-2	Speed	Sect-3	Speed	Laptime Pit
1	53.517	102.8	1:27.062	98.8	32.657	83.1	2:53.236	4	46.910	109.3	1:16.419	111.7	28.945	86.5	2:32.274
2	48.779	109.3	1:19.465	112.8	29.135	89.0	2:37.379	5	46.550	112.8	1:15.180	111.3	28.353	85.9	2:30.083
3	47.475	111.1	1:17.195	114.3	29.838	85.8	2:34.508	6	47.142	110.0	2:10.558	111.3	28.268	86.0	3:25.968



Session Start: 09:00:42 - Finish: 09:18:44  
Weather/Track Conditions: Bright / Damp  
Circuit: Silverstone Historic Grand Prix  
Track Length: 5.857 Km - 3.6394 miles

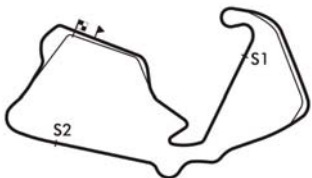


# Silverstone Classic - 28 - 30 Jul 2017

## Formula Ford 50 Presented by Historic Motorsport International

### Qualifying for Race 2 - Sector Analysis

177 Peter Hannam (OF)								Nike Mk6							
lap	Sect-1	Speed	Sect-2	Speed	Sect-3	Speed	Laptime Pit	lap	Sect-1	Speed	Sect-2	Speed	Sect-3	Speed	Laptime Pit
1	55.569	99.7	1:25.867	108.6	33.803	78.6	2:55.239	4	48.108	107.9	1:15.990	109.5	29.176	88.4	2:33.274
2	50.898	108.4	1:22.850	111.3	32.270	81.3	2:46.018	5	46.489	110.7	1:16.365	110.4	29.645	85.6	2:32.499
3	48.511	109.5				83.7	2:37.227	6	53.809	109.7	1:14.968		29.004	89.7	2:37.781



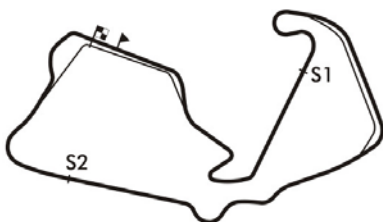


# Silverstone Classic - 28 - 30 Jul 2017

## Formula Ford 50 Presented by Historic Motorsport International

### Qualifying for Race 2 - Best Sector Times

48	78	49.495	3	2	1:19.272	6	16	30.478	6
49	156	49.524	6	55	1:19.569	5	18	30.713	6
50	2	50.047	6	18	1:19.833	6	156	31.247	5
51	18	50.289	5	156	1:20.463	6	2	31.645	6
52	59	54.021	6	59	1:25.108	4	59	34.161	6
53	31	54.829	5	31	1:28.933	2	31	36.128	1
54	4			4			4		
55	10			10			10		
56	11			11			11		
57	41			41			41		
58	98			98			98		



**Session Start: 09:00:42 - Finish: 09:18:44**  
**Weather/Track Conditions: Bright / Damp**  
**Circuit: Silverstone Historic Grand Prix**  
**Track Length: 5.857 Km - 3.6394 miles**

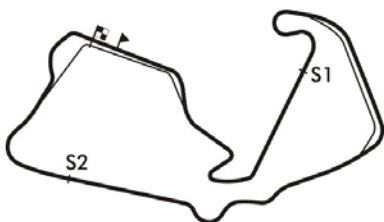


# Silverstone Classic - 28 - 30 Jul 2017

## Formula Ford 50 Presented by Historic Motorsport International

### Qualifying for Race 2 - Best Sector Times

98	Adrian Richards	2:52.491	1		+
31	John Emery	3:00.371	3	2:59.890	+0.481
58	Michael Grant Peter	2:24.529	5	2:24.529	+0.000
36	Robert Smith	2:25.732	5	2:24.888	+0.844
49	Harvey Sykes	2:27.470	7	2:25.840	+1.630
56	Roland Svensson	2:29.706	7	2:29.628	+0.078
47	Louis Hanjoul	2:30.889	6	2:30.044	+0.845
25	Philip Walker	2:33.793	4	2:32.066	+1.727
59	Les Beards	2:53.671	4	2:53.290	+0.381



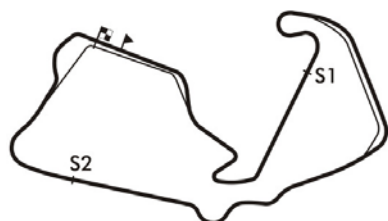
**Session Start: 09:00:42 - Finish: 09:18:44**  
**Weather/Track Conditions: Bright / Damp**  
**Circuit: Silverstone Historic Grand Prix**  
**Track Length: 5.857 Km - 3.6394 miles**

# Silverstone Classic - 28 - 30 Jul 2017

## Formula Ford 50 Presented by Historic Motorsport International

### Qualifying for Race 2 - Best Sector Speeds

	NO	SECTOR 1	MPH	NO	SECTOR 2	MPH	NO	SECTOR 3	MPH
1	56	Roland Svensson	116.5	73	Ed Thurston	120.9	9	Michael Mallock	95.5
2	3	Benn Simms	115.9	72	Alistair Littlewood	120.5	40	Sam Mitchell	95.2
3	72	Alistair Littlewood	115.9	94	Michael O'Brien	119.6	48	Benn Tilley	94.9
4	1	Callum Grant	115.5	49	Harvey Sykes	119.0	94	Michael O'Brien	94.8
5	9	Michael Mallock	115.1	21	Ross Dryborough	118.4	37	William Nuthall	94.4
6	75	Daniel Pickett	114.9	44	Sam Binfield	117.9	73	Ed Thurston	94.0
7	66	Andrew Wiggins	114.5	56	Roland Svensson	117.9	1	Callum Grant	93.9
8	21	Ross Dryborough	114.3	40	Sam Mitchell	117.3	8	Andrew Mansell	93.6
9	44	Sam Binfield	114.3	15	Matthew Wrigley	116.3	36	Robert Smith	93.3
10	37	William Nuthall	114.1	36	Robert Smith	116.3	61	Dan Eagling	93.2
11	94	Michael O'Brien	114.1	97	Robert Tusting	115.9	3	Benn Simms	93.1
12	40	Sam Mitchell	113.9	20	Kevin Stanzl	115.7	72	Alistair Littlewood	92.8
13	48	Benn Tilley	113.9	1	Callum Grant	115.5	56	Roland Svensson	92.7
14	8	Andrew Mansell	113.7	8	Andrew Mansell	115.5	112	Andrew Ames	92.6
15	42	Cormac Flanagan	113.7	42	Cormac Flanagan	115.5	44	Sam Binfield	92.3
16	73	Ed Thurston	113.7	75	Daniel Pickett	115.5	58	Michael Grant Peterkin	92.3
17	97	Robert Tusting	113.7	26	John Slack	115.1	97	Robert Tusting	92.3
18	36	Robert Smith	113.6	58	Michael Grant Peterkin	115.1	15	Matthew Wrigley	92.1
19	49	Harvey Sykes	113.4	48	Benn Tilley	114.9	42	Cormac Flanagan	92.1
20	20	Kevin Stanzl	113.0	54	Alex Meek	114.9	66	Andrew Wiggins	91.7
21	58	Michael Grant Peterkin	113.0	6	Stuart Baird	114.5	75	Daniel Pickett	91.7
22	15	Matthew Wrigley	112.8	47	Louis Hanjoul	114.5	6	Stuart Baird	91.6
23	77	Chris Sharples	112.8	77	Chris Sharples	114.3	20	Kevin Stanzl	91.6
24	61	Dan Eagling	112.6	3	Benn Simms	114.1	21	Ross Dryborough	91.6
25	6	Stuart Baird	112.4	19	Stephen King	113.7	19	Stephen King	91.3
26	112	Andrew Ames	112.2	78	Geoff Underwood	113.6	49	Harvey Sykes	91.2
27	47	Louis Hanjoul	111.8	61	Dan Eagling	112.8	54	Alex Meek	91.2
28	50	John Roberts	111.7	50	John Roberts	112.6	69	Tiff Needell	91.1
29	19	Stephen King	111.5	28	Michael Wales	112.4	26	John Slack	90.9
30	69	Tiff Needell	110.9	81	James Lovett	112.4	46	Stuart Dix	90.7
31	177	Peter Hannam	110.7	33	Julian Pierce	112.2	177	Peter Hannam	89.7
32	16	Tony Helliwell	110.6	63	Matthew Sturmer	112.0	63	Matthew Sturmer	89.4
33	26	John Slack	110.2	46	Stuart Dix	111.8	47	Louis Hanjoul	89.1
34	55	Roger Arnold	110.2	175	Colin Wright	111.3	28	Michael Wales	89.0
35	78	Geoff Underwood	110.2	177	Peter Hannam	111.3	77	Chris Sharples	89.0
36	175	Colin Wright	110.2	12	Nick Pancisi	110.9	95	Fraser Collins	89.0
37	46	Stuart Dix	110.0	166	Gregory Thornton	110.6	5	Ian Pearson	88.5
38	33	Julian Pierce	109.7	156	Rachel Arnold	110.2	33	Julian Pierce	88.5
39	81	James Lovett	109.5	95	Fraser Collins	109.7	55	Roger Arnold	88.3
40	28	Michael Wales	109.3	39	Michael Richings	109.3	81	James Lovett	88.3



**Session Start: 09:00:42 - Finish: 09:18:44**

**Weather/Track Conditions: Bright / Damp**

**Circuit: Silverstone Historic Grand Prix**

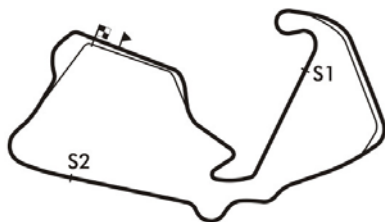
**Track Length: 5.857 Km - 3.6394 miles**

# Silverstone Classic - 28 - 30 Jul 2017

## Formula Ford 50 Presented by Historic Motorsport International

### Qualifying for Race 2 - Best Sector Speeds

41	54	Alex Meek	109.3	5	Ian Pearson	109.1	25	Philip Walker	87.8
42	166	Gregory Thornton	109.1	59	Les Beards	102.0	39	Michael Richings	87.2
43	5	Ian Pearson	108.9	31	John Emery	98.4	166	Gregory Thornton	86.8
44	25	Philip Walker	108.9	2	Alison Langridge	0.0	78	Geoff Underwood	86.4
45	18	William Cowing	108.8	4	Max Bartell	0.0	16	Tony Helliwell	86.0
46	12	Nick Pancisi	108.2	9	Michael Mallock	0.0	50	John Roberts	85.8
47	63	Matthew Sturmer	108.2	10	James Hadfield	0.0	156	Rachel Arnold	85.2
48	39	Michael Richings	107.7	11	Robin Haslam	0.0	18	William Cowing	84.6
49	95	Fraser Collins	107.5	16	Tony Helliwell	0.0	175	Colin Wright	84.6
50	2	Alison Langridge	107.4	18	William Cowing	0.0	12	Nick Pancisi	83.7
51	156	Rachel Arnold	106.7	25	Philip Walker	0.0	2	Alison Langridge	83.1
52	59	Les Beards	97.5	37	William Nuthall	0.0	59	Les Beards	77.7
53	31	John Emery	96.0	41	Paul Tonkin	0.0	31	John Emery	71.7
54	4	Max Bartell	0.0	55	Roger Arnold	0.0	4	Max Bartell	0.0
55	10	James Hadfield	0.0	66	Andrew Wiggins	0.0	10	James Hadfield	0.0
56	11	Robin Haslam	0.0	69	Tiff Needell	0.0	11	Robin Haslam	0.0
57	41	Paul Tonkin	0.0	98	Adrian Richards	0.0	41	Paul Tonkin	0.0
58	98	Adrian Richards	0.0	112	Andrew Ames	0.0	98	Adrian Richards	0.0



**Session Start: 09:00:42 - Finish: 09:18:44**  
**Weather/Track Conditions: Bright / Damp**  
**Circuit: Silverstone Historic Grand Prix**  
**Track Length: 5.857 Km - 3.6394 miles**





## Silverstone Classic - 28 - 30 Jul 2017

### Formula Ford 50 Presented by Historic Motorsport International Race 2 - Starting Grid - AMENDED

Sheet No:

Start Time : 09:40 - Heat Duration : 20 Minutes

27	53	<b>59</b> Les Beards	54	<b>31</b> John Emery
26	51	<b>156</b> Rachel Arnold	52	<b>98</b> Adrian Richards
25	49	<b>2</b> Alison Langridge	50	<b>18</b> William Cowing
24	47	<b>78</b> Geoff Underwood	48	<b>12</b> Nick Pancisi
23	45	<b>16</b> Tony Helliwell	46	<b>55</b> Roger Arnold
22	43	<b>50</b> John Roberts	44	<b>28</b> Michael Wales
21	41	<b>33</b> Julian Pierce	42	<b>39</b> Michael Richings
20	39	<b>25</b> Philip Walker	40	<b>5</b> Ian Pearson
19	37	<b>81</b> James Lovett	38	<b>95</b> Fraser Collins
18	35	<b>26</b> John Slack	36	<b>177</b> Peter Hannam
17	33	<b>75</b> Daniel Pickett	34	<b>166</b> Gregory Thornton
16	31	<b>46</b> Stuart Dix	32	<b>66</b> Andrew Wiggins
15	29	<b>63</b> Matthew Sturmer	30	<b>47</b> Louis Hanjoul
14	27	<b>56</b> Roland Svensson	28	<b>77</b> Chris Sharples
13	25	<b>20</b> Kevin Stanzl	26	<b>44</b> Sam Binfield
12	23	<b>97</b> Robert Tusting	24	<b>19</b> Stephen King
11	21	<b>49</b> Harvey Sykes	22	<b>8</b> Andrew Mansell

RESERVES: (1) - 175 (2) - 112

Circuit: Silverstone Historic Grand Prix  
Track Length: 5.857 Km - 3.6394 miles

These results are provisional until the conclusion of any judicial and technical matters.

Clerk of the Course:

Timekeeper:

Issued at:



**Silverstone Classic - 28 - 30 Jul 2017**

**Formula Ford 50 Presented by Historic Motorsport International**

**Race 2 - Starting Grid - AMENDED**

Sheet No:

Start Time : 09:40 - Heat Duration : 20 Minutes

10	19	<b>69</b> Tiff Needell	20	<b>72</b> Alistair Littlewood
9	17	<b>21</b> Ross Dryborough	18	<b>6</b> Stuart Baird
8	15	<b>36</b> Robert Smith	16	<b>54</b> Alex Meek
7	13	<b>58</b> Michael Grant Peterkin	14	<b>42</b> Cormac Flanagan
6	11	<b>15</b> Matthew Wrigley	12	<b>4</b> Max Bartell
5	9	<b>61</b> Dan Eagling	10	<b>3</b> Benn Simms
4	7	<b>9</b> Michael Mallock	8	<b>40</b> Sam Mitchell
3	5	<b>10</b> James Hadfield	6	<b>73</b> Ed Thurston
2	3	<b>37</b> William Nuthall	4	<b>48</b> Benn Tilley
1	1	<b>94</b> Michael O'Brien	2	<b>1</b> Callum Grant

Pole Right

ROW

RESERVES: (1) - 175 (2) - 112

Circuit: Silverstone Historic Grand Prix  
Track Length: 5.857 Km - 3.6394 miles

These results are provisional until the conclusion of any judicial and technical matters.

Clerk of the Course:

Timekeeper:

Issued at:



## Silverstone Classic - 28 - 30 Jul 2017

### Commander Yorke Trophy For Historic Formula Junior Qualifying for Race 1 - Classification

Sheet No:

POS	NO	DRIVER/S	CLASS	CLASS POS	CAR MAKE / MODEL	TIME	ON	LAPS	GAP	DIFF	MPH
1	53	Sam Wilson	E1	1	Lotus 20/22	2:21.580	6	6			92.54
2	79	Andrew Hibberd	E1	2	Lotus 22	2:21.868	5	6	0.288	0.288	92.35
3	96	Timothy De Silva	E1	3	Brabham BT2	2:22.901	4	6	1.321	1.033	91.68
4	77	Mark Shaw	E1	4	Brabham BT6	2:23.282	4	6	1.702	0.381	91.44
5	82	Andrew Garside	E1	5	Lotus 20	2:24.064	4	6	2.484	0.782	90.94
6	80	Nicholas Fennell	E1	6	Lotus 27	2:25.324	5	6	3.744	1.260	90.16
7	92	Westie Mitchell	E1	7	De Tomaso 63	2:25.717	6	6	4.137	0.393	89.91
8	183	Martin Walford	E1	8	Lotus 22	2:27.228	6	6	5.648	1.511	88.99
9	11	Will Mitcham	B2	1	U2 Mk2	2:27.734	5	6	6.154	0.506	88.68
10	58	Richard Smeeton	E1	9	Wainer 63	2:27.877	6	6	6.297	0.143	88.60
11	61	Simon Diffey	E1	10	Lotus 20	2:27.940	6	6	6.360	0.063	88.56
12	65	Urs Mueller	E1	11	Lotus 20/22	2:28.387	6	6	6.807	0.447	88.29
13	162	Katsu Kubota	E1	12	Lotus 20/22	2:28.756	6	6	7.176	0.369	88.08
14	180	Lee Mowle	E1	13	Lotus 20/22	2:29.679	6	6	8.099	0.923	87.53
15	2	Christopher Milner	E1	14	Lotus 20/22	2:29.720	5	6	8.140	0.041	87.51
16	161	Andrew Beaumont	E1	15	Lotus 22	2:29.924	6	6	8.344	0.204	87.39
17	12	Stuart Roach	B2	2	Alexis Mk2	2:30.834	6	6	9.254	0.910	86.86
18	48	John Delane	D2	1	Lotus 18	2:31.329	6	6	9.749	0.495	86.58
19	72	Chris Chilcott	E1	16	Brabham BT2	2:32.255	5	6	10.675	0.926	86.05
20	63	Greg Audi	E1	17	Lotus 22	2:32.289	4	5	10.709	0.034	86.03
21	73	Peter Anstiss	E1	18	Lotus 20/22	2:32.558	4	6	10.978	0.269	85.88
22	76	John Rees	E1	19	Lotus 22	2:32.973	5	6	11.393	0.415	85.65
23	88	Lukas Halusa	D2	2	Lotus 20	2:33.027	6	6	11.447	0.054	85.62
24	36	Tony Best	E1	20	Lotus 20/22	2:34.266	6	6	12.686	1.239	84.93
25	134	Nick Finburgh	C2	1	Envoy Mk1	2:35.084	6	6	13.504	0.818	84.48
26	83	Arlette Mueller	E1	21	Lotus 22	2:35.493	6	6	13.913	0.409	84.26
27	194	Johannes Kistler	E1	22	Lotus 22 FJ	2:35.609	6	6	14.029	0.116	84.20
28	86	Steve Jones	E1	23	Cooper T67	2:36.154	6	6	14.574	0.545	83.90
29	98	Chris Merrick	E1	24	Cooper T59	2:36.351	4	4	14.771	0.197	83.80
30	27	Richard Wilson	E1	25	Lotus 27	2:36.424	5	5	14.844	0.073	83.76
31	54	Martin Halusa	E1	26	Lotus 22	2:36.456	6	6	14.876	0.032	83.74
32	15	Harindra De Silva	B2	3	Lola Mk2	2:37.894	5	6	16.314	1.438	82.98
33	111	Nick Taylor	B2	4	Elva 100	2:38.284	6	6	16.704	0.390	82.77
34	190	Andrew Hayden	D2	3	Envoy Mk2	2:38.534	6	6	16.954	0.250	82.64
35	14	Crispian Besley	C2	2	Cooper T56	2:39.151	5	6	17.571	0.617	82.32
36	34	James Owen	B2	5	Gemini Mk2	2:39.177	4	6	17.597	0.026	82.31
37	19	Ralf Emmerling	B2	6	Gemini Mk2	2:41.115	6	6	19.535	1.938	81.32
38	94	Geoff Underwood	D2	4	Dolphin FJ	2:42.976	4	5	21.396	1.861	80.39
39	142	Martin Aubert	D2	5	Lotus 20	2:44.661	5	5	23.081	1.685	79.57
40	40	Chris Wilks	C2	3	Deep Sanderson FJ	2:45.007	4	5	23.427	0.346	79.40

Car 162 requires a working transponder - Regulation Q.12.2.1 refers.  
A 30 second penalty will be applied if not working in the race.

Session Start: 09:28:50 - Finish: 09:46:53  
Weather/Track Conditions: Bright / Drying  
Circuit: Silverstone Historic Grand Prix  
Track Length: 5.857 Km - 3.6394 miles

These results are provisional until the conclusion of any judicial and technical matters.

Clerk of the Course:

Timekeeper:

Issued at:



## Silverstone Classic - 28 - 30 Jul 2017

### Commander Yorke Trophy For Historic Formula Junior Qualifying for Race 1 - Classification

Sheet No:

POS	NO	DRIVER/S	CLASS	CLASS POS	CAR MAKE / MODEL	TIME	ON	LAPS	GAP	DIFF	MPH
41	22	Robin Lackford	B2	7	Elva 100	2:45.261	3	5	23.681	0.254	79.28
42	41	Peter Fenichel	C2	4	Cooper T56	2:45.481	5	5	23.901	0.220	79.17
43	42	Jeremy Deeley	C2	5	Cooper T52	2:46.691	5	5	25.111	1.210	78.60
44	13	John Arnold	B1	1	Elva 100	2:47.683	4	4	26.103	0.992	78.13
45	30	Roger Skipp	C2	6	Emeryson FJ	2:47.779	3	5	26.199	0.096	78.09
46	90	Mark Haynes	B2	8	Nota FJ	2:51.038	5	5	29.458	3.259	76.60
47	51	Fabrice Perruchot	E1	27	Lotus 20/22	2:53.075	4	4	31.495	2.037	75.70
48	26	Roger Dexter	B2	9	Elva-DKW 100	2:55.144	5	5	33.564	2.069	74.81
49	71	Andrew Thorpe	D2	6	Lotus 20	2:55.500	4	5	33.920	0.356	74.65
50	49	Martin Mchugh	D2	7	North Star Mk1	3:00.073	4	5	38.493	4.573	72.76
51	97	Hans Ciers	D2	8	Lotus 20	3:04.055	4	5	42.475	3.982	71.18
52	119	Colin Mckay	B2	10	Gemini Mk2						

Car 162 requires a working transponder - Regulation Q.12.2.1 refers.  
A 30 second penalty will be applied if not working in the race.

Session Start: 09:28:50 - Finish: 09:46:53  
Weather/Track Conditions: Bright / Drying  
Circuit: Silverstone Historic Grand Prix  
Track Length: 5.857 Km - 3.6394 miles

These results are provisional until the conclusion of any judicial and technical matters.

Clerk of the Course:	Timekeeper:	Issued at:
----------------------	-------------	------------





# Silverstone Classic - 28 - 30 Jul 2017

## Commander Yorke Trophy For Historic Formula Junior

### Qualifying for Race 1 - Sector Analysis

54 Martin Halusa (E1)							Lotus 22										
lap	Sect-1	Speed	Sect-2	Speed	Sect-3	Speed	Laptime	Pit	lap	Sect-1	Speed	Sect-2	Speed	Sect-3	Speed	Laptime	Pit
1	51.960	101.2	1:18.440	117.5	30.845	87.7	2:41.245		4	49.772	109.8	1:18.896	116.3	30.241	87.6	2:38.909	
2	53.584	102.8	3:18.265	33.1	41.502	85.9	4:53.351		5	49.291	112.4	1:18.102	120.3	29.185	90.1	2:36.578	
3	48.876	105.5	1:18.837	115.7	30.752	86.8	2:38.465		6	48.290	113.9	1:16.264	121.4	31.902	85.4	2:36.456	

58 Richard Smeeton (E1)							Wainer 63										
lap	Sect-1	Speed	Sect-2	Speed	Sect-3	Speed	Laptime	Pit	lap	Sect-1	Speed	Sect-2	Speed	Sect-3	Speed	Laptime	Pit
1	50.144	110.7	1:17.791	112.0	35.680	71.9	2:43.615		4	46.483	119.2	1:14.032	122.9	28.126	90.1	2:28.641	
2	57.026	99.7	2:46.396	33.7	39.962	81.9	4:23.384		5	47.720	118.6	1:16.391	122.0	27.801	91.6	2:31.912	
3	46.846	119.4	1:15.230	120.9	29.140	89.1	2:31.216		6	45.932	121.6	1:13.986	124.5	27.959	92.2	2:27.877	

61 Simon Diffey (E1)							Lotus 20										
lap	Sect-1	Speed	Sect-2	Speed	Sect-3	Speed	Laptime	Pit	lap	Sect-1	Speed	Sect-2	Speed	Sect-3	Speed	Laptime	Pit
1	48.407	110.0	1:15.002	116.5	32.518	85.9	2:35.927		4	46.350	114.9	1:14.133	119.8	28.129	91.1	2:28.612	
2	53.234	79.7	3:06.177	31.5	41.431	84.1	4:40.842		5	48.295	115.1	1:16.026	117.1	27.255	91.2	2:31.576	
3	47.565	114.7	1:16.968	120.1	29.640	84.3	2:34.173		6	46.425	118.1	1:14.475	116.3	27.040	89.4	2:27.940	

63 Greg Audi (E1)							Lotus 22										
lap	Sect-1	Speed	Sect-2	Speed	Sect-3	Speed	Laptime	Pit	lap	Sect-1	Speed	Sect-2	Speed	Sect-3	Speed	Laptime	Pit
1	50.885	104.5	1:19.743		33.751	84.0	2:44.379		4	48.705	111.5	1:15.801		27.783	90.9	2:32.289	
2	55.655	75.3	3:17.757	35.0	41.022	85.7	4:54.434		5	1:39.144	98.7	1:16.788		27.877	91.8	3:23.809	
3	48.918	110.6	1:17.950		28.016	92.1	2:34.884		6								

65 Urs Mueller (E1)							Lotus 20/22										
lap	Sect-1	Speed	Sect-2	Speed	Sect-3	Speed	Laptime	Pit	lap	Sect-1	Speed	Sect-2	Speed	Sect-3	Speed	Laptime	Pit
1	50.817	113.2	1:15.189	121.4	30.413	84.8	2:36.419		4	47.616	116.9	1:16.217	123.1	28.873	92.4	2:32.706	
2	53.999	87.7	3:18.884	32.4	41.926	90.1	4:54.809		5	1:08.703	113.7	1:15.065	123.6	29.074	92.3	2:52.842	
3	46.325	118.4	1:16.565	124.7	29.253	90.3	2:32.143		6	46.054	118.8	1:13.822	125.2	28.511	93.7	2:28.387	

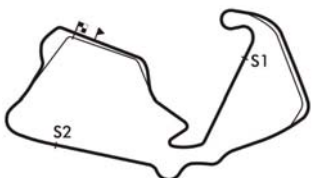
71 Andrew Thorpe (D2)							Lotus 20										
lap	Sect-1	Speed	Sect-2	Speed	Sect-3	Speed	Laptime	Pit	lap	Sect-1	Speed	Sect-2	Speed	Sect-3	Speed	Laptime	Pit
1	1:00.664	87.8	1:36.847	80.7	41.522	70.0	3:19.033		4	54.769	97.4	1:26.311	94.4	34.420	78.3	2:55.500	
2	1:02.622	63.4	2:13.555	34.6	45.250	76.3	4:01.427		5	54.348	100.3	1:26.877	103.7	37.946	70.1	2:59.171	
3	55.952	92.1	1:27.222	95.7	35.244	78.0	2:58.418		6								

72 Chris Chilcott (E1)							Brabham BT2										
lap	Sect-1	Speed	Sect-2	Speed	Sect-3	Speed	Laptime	Pit	lap	Sect-1	Speed	Sect-2	Speed	Sect-3	Speed	Laptime	Pit
1	50.535	111.3	1:16.871	118.6	34.830	77.3	2:42.236		4	49.093	114.5	1:15.750	120.5	28.699	89.6	2:33.542	
2	52.242	97.1	3:09.684	33.0	41.123	82.8	4:43.049		5	47.989	116.5	1:15.679	120.9	28.587	91.2	2:32.255	
3	47.790	113.4	1:17.289	121.8	29.864	82.6	2:34.943		6	47.204	112.6	1:16.397	122.2	28.927	88.4	2:32.528	

73 Peter Anstiss (E1)							Lotus 20/22										
lap	Sect-1	Speed	Sect-2	Speed	Sect-3	Speed	Laptime	Pit	lap	Sect-1	Speed	Sect-2	Speed	Sect-3	Speed	Laptime	Pit
1	48.581	112.0	1:16.811	95.2	33.754	86.8	2:39.146		4	48.287	114.5	1:15.768	118.8	28.503	88.0	2:32.558	
2	51.322	99.9	3:08.319	32.9	41.455	82.0	4:41.096		5	47.940	113.0	1:16.107	118.1	30.079	88.3	2:34.126	
3	47.719	114.9	1:18.380		29.617	88.3	2:35.716		6	46.736	115.7	1:16.592	119.6	29.639	87.3	2:32.967	

76 John Rees (E1)							Lotus 22										
lap	Sect-1	Speed	Sect-2	Speed	Sect-3	Speed	Laptime	Pit	lap	Sect-1	Speed	Sect-2	Speed	Sect-3	Speed	Laptime	Pit
1	51.501	100.3	1:19.925	113.6	31.052	82.6	2:42.478		4	48.793	111.1	1:17.427	117.5	27.830	90.3	2:34.050	
2	53.247	82.6	3:16.926	35.4	41.706	81.0	4:51.879		5	47.284	113.6	1:16.585	118.4	29.104	85.6	2:32.973	
3	48.594	106.7	1:19.897	113.4	29.847	87.5	2:38.338		6	51.234	98.0	1:19.655	116.9	28.505	86.0	2:39.394	

77 Mark Shaw (E1)							Brabham BT6										
lap	Sect-1	Speed	Sect-2	Speed	Sect-3	Speed	Laptime	Pit	lap	Sect-1	Speed	Sect-2	Speed	Sect-3	Speed	Laptime	Pit
1	48.048	117.7	1:14.826		29.735	92.2	2:32.609		4	44.545	121.6	1:12.002		26.735	94.1	2:23.282	
2	52.386	89.6	3:16.703	29.0	41.705	90.4	4:50.794		5	44.715	120.9	1:12.009		27.054	94.7	2:23.778	
3	46.169	122.0	1:13.154		27.034	94.7	2:26.357		6	45.189	121.4	1:13.105		26.881	93.2	2:25.175	



**Session Start: 09:28:50 - Finish: 09:46:53**  
**Weather/Track Conditions: Bright / Drying**  
**Circuit: Silverstone Historic Grand Prix**  
**Track Length: 5.857 Km - 3.6394 miles**

# Silverstone Classic - 28 - 30 Jul 2017

## Commander Yorke Trophy For Historic Formula Junior

### Qualifying for Race 1 - Sector Analysis

79 Andrew Hibberd (E1)								Lotus 22							
lap	Sect-1	Speed	Sect-2	Speed	Sect-3	Speed	Laptime Pit	lap	Sect-1	Speed	Sect-2	Speed	Sect-3	Speed	Laptime Pit
1	45.012	121.1	1:12.256	114.3	28.279	92.9	2:25.547	4	44.223	121.8	1:11.527	122.9	26.359	94.3	2:22.109
2	1:16.746	38.3	3:19.974	25.3	47.658	69.1	5:24.378	5	44.048	120.7	1:11.022	123.1	26.798	91.8	2:21.868
3	45.511	121.1	1:11.771	123.8	26.350	92.9	2:23.632	6	44.339	121.6	1:11.197	124.0	27.600	85.5	2:23.136

80 Nicholas Fennell (E1)								Lotus 27							
lap	Sect-1	Speed	Sect-2	Speed	Sect-3	Speed	Laptime Pit	lap	Sect-1	Speed	Sect-2	Speed	Sect-3	Speed	Laptime Pit
1	47.610	117.3	1:15.282	106.9	31.262	94.5	2:34.154	4	45.747	119.4	1:13.313	123.1	26.878	93.3	2:25.938
2	52.386	70.6	3:18.690	29.5	40.453	88.2	4:51.529	5	45.050	120.5	1:13.066	121.1	27.208	94.3	2:25.324
3	46.402	120.5	1:13.939	124.7	27.345	93.6	2:27.686	6	45.402	116.7	1:13.289	123.4	34.082	71.8	2:32.773

82 Andrew Garside (E1)								Lotus 20							
lap	Sect-1	Speed	Sect-2	Speed	Sect-3	Speed	Laptime Pit	lap	Sect-1	Speed	Sect-2	Speed	Sect-3	Speed	Laptime Pit
1	48.656	116.5	1:14.773	105.7	30.976	90.7	2:34.405	4	44.662	120.7	1:12.689	122.5	26.713	93.5	2:24.064
2	52.534	86.9	3:16.409	26.6	42.221	89.1	4:51.164	5	46.692	116.3	1:12.732	121.6	27.458	95.1	2:26.882
3	46.901	119.8	1:13.050	122.5	27.540	95.6	2:27.491	6	46.344	118.1	1:13.708	121.1	27.449	92.9	2:27.501

83 Arlette Mueller (E1)								Lotus 22							
lap	Sect-1	Speed	Sect-2	Speed	Sect-3	Speed	Laptime Pit	lap	Sect-1	Speed	Sect-2	Speed	Sect-3	Speed	Laptime Pit
1	52.623	98.1	1:20.416	95.7	34.558	81.9	2:47.597	4	49.507	105.5	1:17.672	119.2	29.171	88.5	2:36.350
2	50.888	92.6	3:04.442	36.7	40.565	83.4	4:35.895	5	49.500	107.4	1:16.599	119.4	30.574	90.3	2:36.673
3	49.327	103.7	1:18.551	118.8	29.777	85.9	2:37.655	6	47.021	104.7	1:16.632	119.6	31.840	87.8	2:35.493

86 Steve Jones (E1)								Cooper T67							
lap	Sect-1	Speed	Sect-2	Speed	Sect-3	Speed	Laptime Pit	lap	Sect-1	Speed	Sect-2	Speed	Sect-3	Speed	Laptime Pit
1	51.196	112.2	1:20.628	100.6	33.980	77.4	2:45.804	4	48.794	107.2	1:19.083	120.5	30.353	82.8	2:38.230
2	55.043	84.9	3:17.325	38.7	41.943	80.6	4:54.311	5	48.495	114.9	1:17.894	118.8	30.104	86.5	2:36.493
3	49.772	115.3	1:19.349	119.2	31.566	84.6	2:40.687	6	48.319	110.7	1:17.187	119.4	30.648	83.8	2:36.154

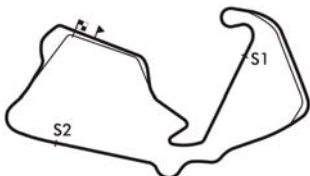
88 Lukas Halusa (D2)								Lotus 20							
lap	Sect-1	Speed	Sect-2	Speed	Sect-3	Speed	Laptime Pit	lap	Sect-1	Speed	Sect-2	Speed	Sect-3	Speed	Laptime Pit
1	55.521	99.9	1:25.545	114.7	36.534	77.8	2:57.600	4	48.239	110.2	1:18.270	119.6	30.383	88.9	2:36.892
2	53.997	88.1	2:45.764	33.9	40.556	81.4	4:20.317	5	48.227	115.3	1:18.254	119.0	29.139	87.4	2:35.620
3	48.960	109.7	1:18.272	120.3	30.142	78.0	2:37.374	6	47.712	115.9	1:15.901	121.1	29.414	90.6	2:33.027

90 Mark Haynes (B2)								Nota FJ							
lap	Sect-1	Speed	Sect-2	Speed	Sect-3	Speed	Laptime Pit	lap	Sect-1	Speed	Sect-2	Speed	Sect-3	Speed	Laptime Pit
1	58.791	80.1	1:33.220	82.2	39.089	73.3	3:11.100	4	54.895	97.5	1:26.385	105.0	33.709	77.2	2:54.989
2	57.616	85.6	2:44.938	35.1	41.769	73.6	4:24.323	5	52.674	101.2	1:25.166	104.7	33.198	79.3	2:51.038
3	55.269	95.9	1:26.635	103.2	34.405	77.6	2:56.309	6							

92 Westie Mitchell (E1)								De Tomaso 63							
lap	Sect-1	Speed	Sect-2	Speed	Sect-3	Speed	Laptime Pit	lap	Sect-1	Speed	Sect-2	Speed	Sect-3	Speed	Laptime Pit
1	47.060	115.1	1:16.286	119.0	36.045	77.9	2:39.391	4	46.518	120.9	1:12.381	126.4	27.753	93.6	2:26.652
2	54.690	90.7	2:45.018	33.0	40.167	86.0	4:19.875	5	47.237	118.8	1:13.750	123.6	26.911	95.9	2:27.898
3	46.113	119.6	1:12.536	126.9	28.255	87.8	2:26.904	6	45.532	119.6	1:11.894	123.8	28.291	90.3	2:25.717

94 Geoff Underwood (D2)								Dolphin FJ							
lap	Sect-1	Speed	Sect-2	Speed	Sect-3	Speed	Laptime Pit	lap	Sect-1	Speed	Sect-2	Speed	Sect-3	Speed	Laptime Pit
1	56.600	84.8	1:28.035		32.536	78.6	2:57.171	4	51.009	106.0	1:20.728		31.239	83.7	2:42.976
2	59.059	94.5	2:23.630		45.548	77.0	4:08.237	5	49.914	105.5	1:23.139		31.142	85.1	2:44.195
3	54.411	98.7	1:21.860		31.678	83.2	2:47.949	6							

96 Timothy De Silva (E1)								Brabham BT2							
lap	Sect-1	Speed	Sect-2	Speed	Sect-3	Speed	Laptime Pit	lap	Sect-1	Speed	Sect-2	Speed	Sect-3	Speed	Laptime Pit
1	46.081	119.8	1:14.480	97.8	30.204	90.6	2:30.765	4	44.413	122.2	1:12.115	123.1	26.373	94.8	2:22.901
2	57.754	52.6	3:18.992	25.7	46.676	67.9	5:03.422	5	44.031	121.8	1:12.500	123.1	29.252	81.5	2:25.783
3	46.704	121.6	1:12.643	124.0	26.331	92.3	2:25.678	6	44.710	122.0	1:12.996	123.4	26.559	92.2	2:24.265



Session Start: 09:28:50 - Finish: 09:46:53

Weather/Track Conditions: Bright / Drying

Circuit: Silverstone Historic Grand Prix

Track Length: 5.857 Km - 3.6394 miles



# Silverstone Classic - 28 - 30 Jul 2017

## Commander Yorke Trophy For Historic Formula Junior

### Qualifying for Race 1 - Sector Analysis

97 Hans Ciers (D2)								Lotus 20							
lap	Sect-1	Speed	Sect-2	Speed	Sect-3	Speed	Laptime Pit	lap	Sect-1	Speed	Sect-2	Speed	Sect-3	Speed	Laptime Pit
1	59.812	80.8	1:33.976	73.7	41.016	59.4	3:14.804	4	54.646	93.7	1:29.066	84.4	40.343	66.9	3:04.055
2	1:01.499	77.5	2:08.700	39.2	47.104	64.3	3:57.303	5	55.361	92.1	1:30.417	86.4	38.927	66.1	3:04.705
3	57.936	87.8	1:31.718	83.9	37.743	68.3	3:07.397	6							

98 Chris Merrick (E1)								Cooper T59							
lap	Sect-1	Speed	Sect-2	Speed	Sect-3	Speed	Laptime Pit	lap	Sect-1	Speed	Sect-2	Speed	Sect-3	Speed	Laptime Pit
1	51.530	102.5	1:21.361	112.2	32.119	79.9	2:45.010	3	50.284	105.4	1:19.009	115.5	29.366	82.2	2:38.659
2	56.200	86.6	2:47.773	33.7	38.845	77.9	4:22.818	4	48.030	110.2	1:18.154	115.3	30.167	76.8	2:36.351

111 Nick Taylor (B2)								Elva 100							
lap	Sect-1	Speed	Sect-2	Speed	Sect-3	Speed	Laptime Pit	lap	Sect-1	Speed	Sect-2	Speed	Sect-3	Speed	Laptime Pit
1	52.249	103.2	1:23.137	101.4	34.416	81.5	2:49.802	4	49.776	106.2	1:21.131	107.9	29.976	85.9	2:40.883
2	51.393	104.4	3:10.015	31.8	42.777	78.1	4:44.185	5	49.381	106.0	1:19.495	107.4	29.472	86.0	2:38.348
3	51.307	105.0	1:22.469	108.8	31.374	80.2	2:45.150	6	48.585	107.0	1:20.335	109.1	29.364	85.7	2:38.284

119 Colin Mckay (B2)								Gemini Mk2							
lap	Sect-1	Speed	Sect-2	Speed	Sect-3	Speed	Laptime Pit	lap	Sect-1	Speed	Sect-2	Speed	Sect-3	Speed	Laptime Pit

134 Nick Finburgh (C2)								Envoy Mk1							
lap	Sect-1	Speed	Sect-2	Speed	Sect-3	Speed	Laptime Pit	lap	Sect-1	Speed	Sect-2	Speed	Sect-3	Speed	Laptime Pit
1	49.110	110.7	1:18.187	97.5	31.720	85.2	2:39.017	4	48.044	111.1	1:19.080	114.5	30.019	84.8	2:37.143
2	57.751	76.5	3:17.742	41.7	37.842	83.3	4:53.335	5	48.922	115.1	1:19.620	113.0	29.790	88.9	2:38.332
3	48.427	113.7	1:20.442	114.5	31.093	87.6	2:39.962	6	48.166	110.7	1:17.823	114.9	29.095	88.2	2:35.084

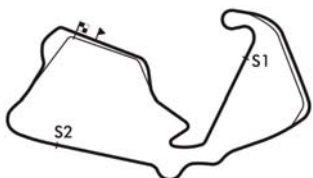
142 Martin Aubert (D2)								Lotus 20							
lap	Sect-1	Speed	Sect-2	Speed	Sect-3	Speed	Laptime Pit	lap	Sect-1	Speed	Sect-2	Speed	Sect-3	Speed	Laptime Pit
1	1:00.324	68.5	1:34.575	77.0	36.894	77.8	3:11.793	4	51.976	89.2	1:24.341	107.0	31.747	83.2	2:48.064
2	1:02.783	65.2	2:14.951	34.5	42.475	78.4	4:00.209	5	50.754	105.4	1:22.961	107.5	30.946	83.4	2:44.661
3	54.683	83.7	1:26.770	105.4	31.845	83.1	2:53.298	6							

161 Andrew Beaumont (E1)								Lotus 22							
lap	Sect-1	Speed	Sect-2	Speed	Sect-3	Speed	Laptime Pit	lap	Sect-1	Speed	Sect-2	Speed	Sect-3	Speed	Laptime Pit
1	51.299	104.9	1:21.212		31.173	73.0	2:43.684	4	48.173	116.9	1:16.550		30.212	87.0	2:34.935
2	53.858	87.4	3:18.208		41.577	84.0	4:53.643	5	47.814	119.2	1:16.496		28.100	86.9	2:32.410
3	47.387	117.5	1:18.506		28.806	86.8	2:34.699	6	46.490	119.8	1:14.937		28.497	91.7	2:29.924

162 Katsu Kubota (E1)								Lotus 20/22							
lap	Sect-1	Speed	Sect-2	Speed	Sect-3	Speed	Laptime Pit	lap	Sect-1	Speed	Sect-2	Speed	Sect-3	Speed	Laptime Pit
1							2:40.578	4							2:31.088
2							4:52.710	5							2:29.286
3							2:36.378	6							2:28.756

180 Lee Mowle (E1)								Lotus 20/22							
lap	Sect-1	Speed	Sect-2	Speed	Sect-3	Speed	Laptime Pit	lap	Sect-1	Speed	Sect-2	Speed	Sect-3	Speed	Laptime Pit
1	48.374	118.6	1:17.295	120.7	31.092	80.5	2:36.761	4	46.273	119.0	1:15.296	124.0	28.541	91.4	2:30.110
2	56.969	92.2	3:16.781	38.3	41.984	85.6	4:55.734	5	46.030	119.8	1:14.082	122.5	29.621	85.5	2:29.733
3	46.924	117.9	1:15.676	123.1	28.171	92.6	2:30.771	6	46.484	119.2	1:14.059	122.7	29.136	83.6	2:29.679

183 Martin Walford (E1)								Lotus 22							
lap	Sect-1	Speed	Sect-2	Speed	Sect-3	Speed	Laptime Pit	lap	Sect-1	Speed	Sect-2	Speed	Sect-3	Speed	Laptime Pit
1	48.912	106.9	1:15.984	121.4	30.978	78.6	2:35.874	4	46.997	118.8	1:14.557	121.4	27.028	93.2	2:28.582
2	58.608	75.7	3:19.070	35.0	42.676	88.3	5:00.354	5	46.281	118.8	1:14.216	119.4	27.229	89.8	2:27.726
3	46.543	118.4	1:16.782	119.8	30.039	86.9	2:33.364	6	45.616	118.6	1:13.481	122.0	28.131	91.3	2:27.228



**Session Start: 09:28:50 - Finish: 09:46:53**  
**Weather/Track Conditions: Bright / Drying**  
**Circuit: Silverstone Historic Grand Prix**  
**Track Length: 5.857 Km - 3.6394 miles**

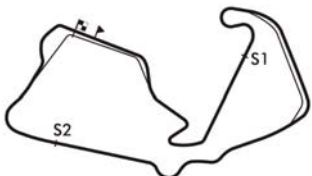
# Silverstone Classic - 28 - 30 Jul 2017

## Commander Yorke Trophy For Historic Formula Junior

### Qualifying for Race 1 - Sector Analysis

190 Andrew Hayden (D2)								Envoy Mk2							
lap	Sect-1	Speed	Sect-2	Speed	Sect-3	Speed	Laptime Pit	lap	Sect-1	Speed	Sect-2	Speed	Sect-3	Speed	Laptime Pit
1	51.636	104.4	1:22.465	107.5	36.301	77.3	2:50.402	4	50.989	99.1	1:21.220	119.2	30.746	88.4	2:42.955
2	53.174	92.8	3:15.714	29.3	41.475	83.2	4:50.363	5	49.941	109.8	1:22.454	119.4	31.373	84.8	2:43.768
3	51.219	107.4	1:20.893	117.3	30.156	88.1	2:42.268	6	48.769	113.4	1:18.468	120.5	31.297	86.8	2:38.534

194 Johannes Kistler (E1)								Lotus 22 FJ							
lap	Sect-1	Speed	Sect-2	Speed	Sect-3	Speed	Laptime Pit	lap	Sect-1	Speed	Sect-2	Speed	Sect-3	Speed	Laptime Pit
1	51.677	109.5	1:21.578	119.2	34.052	81.1	2:47.307	4	48.642	116.1	1:18.497	122.5	30.572	84.4	2:37.711
2	54.895	85.9	3:16.426	35.8	42.822	74.4	4:54.143	5	48.665	119.2	1:17.883	116.9	30.482	84.0	2:37.030
3	49.686	115.1	1:19.749	121.1	31.557	81.6	2:40.992	6	47.447	118.1	1:17.632	121.4	30.530	85.6	2:35.609



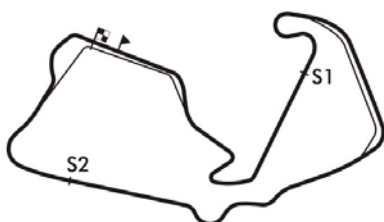
**Session Start: 09:28:50 - Finish: 09:46:53**  
**Weather/Track Conditions: Bright / Drying**  
**Circuit: Silverstone Historic Grand Prix**  
**Track Length: 5.857 Km - 3.6394 miles**

# Silverstone Classic - 28 - 30 Jul 2017

## Commander Yorke Trophy For Historic Formula Junior

### Qualifying for Race 1 - Best Sector Times

SECTOR 1			SECTOR 2			SECTOR 3			IDEAL / BEST LAP COMPARISON						
NO	TIME	LAP	NO	TIME	LAP	NO	TIME	LAP	NO	NAME	BEST	IN	IDEAL	DIFF	
1	53	43.878	5	79	1:11.022	5	53	25.953	4	53	Sam Wilson	2:21.580	6	2:20.883	+0.697
2	96	44.031	5	53	1:11.052	6	96	26.331	3	79	Andrew Hibberd	2:21.868	5	2:21.420	+0.448
3	79	44.048	5	92	1:11.894	6	79	26.350	3	96	Timothy De Silva	2:22.901	4	2:22.477	+0.424
4	77	44.545	4	77	1:12.002	4	82	26.713	4	77	Mark Shaw	2:23.282	4	2:23.282	+0.000
5	82	44.662	4	96	1:12.115	4	77	26.735	4	82	Andrew Garside	2:24.064	4	2:24.064	+0.000
6	80	45.050	5	82	1:12.689	4	80	26.878	4	80	Nicholas Fennell	2:25.324	5	2:24.994	+0.330
7	92	45.532	6	80	1:13.066	5	92	26.911	5	92	Westie Mitchell	2:25.717	6	2:24.337	+1.380
8	183	45.616	6	183	1:13.481	6	183	27.028	4	183	Martin Walford	2:27.228	6	2:26.125	+1.103
9	2	45.688	6	65	1:13.822	6	61	27.040	6	11	Will Mitcham	2:27.734	5	2:27.587	+0.147
10	58	45.932	6	58	1:13.986	6	11	27.283	5	58	Richard Smeeton	2:27.877	6	2:27.719	+0.158
11	180	46.030	5	180	1:14.059	6	12	27.320	4	61	Simon Diffey	2:27.940	6	2:27.523	+0.417
12	65	46.054	6	61	1:14.133	4	63	27.783	4	65	Urs Mueller	2:28.387	6	2:28.387	+0.000
13	11	46.084	5	11	1:14.220	6	58	27.801	5	162	Katsu Kubota	2:28.756	6		+
14	61	46.350	4	161	1:14.937	6	76	27.830	4	180	Lee Mowle	2:29.679	6	2:28.260	+1.419
15	161	46.490	6	2	1:15.005	5	161	28.100	5	2	Christopher Milner	2:29.720	5	2:29.547	+0.173
16	12	46.684	5	48	1:15.605	6	180	28.171	3	161	Andrew Beaumont	2:29.924	6	2:29.527	+0.397
17	73	46.736	6	72	1:15.679	5	48	28.458	5	12	Stuart Roach	2:30.834	6	2:29.948	+0.886
18	83	47.021	6	73	1:15.768	4	73	28.503	4	48	John Delane	2:31.329	6	2:31.223	+0.106
19	48	47.160	6	63	1:15.801	4	65	28.511	6	72	Chris Chilcott	2:32.255	5	2:31.470	+0.785
20	72	47.204	6	88	1:15.901	6	72	28.587	5	63	Greg Audi	2:32.289	4	2:32.289	+0.000
21	76	47.284	5	12	1:15.944	6	2	28.854	5	73	Peter Anstiss	2:32.558	4	2:31.007	+1.551
22	194	47.447	6	54	1:16.264	6	36	29.049	5	76	John Rees	2:32.973	5	2:31.699	+1.274
23	88	47.712	6	76	1:16.585	5	134	29.095	6	88	Lukas Halusa	2:33.027	6	2:32.752	+0.275
24	36	47.763	4	83	1:16.599	5	88	29.139	5	36	Tony Best	2:34.266	6	2:33.525	+0.741
25	15	48.009	6	36	1:16.713	6	83	29.171	4	134	Nick Finburgh	2:35.084	6	2:34.962	+0.122
26	98	48.030	4	86	1:17.187	6	54	29.185	5	83	Arlette Mueller	2:35.493	6	2:32.791	+2.702
27	134	48.044	4	194	1:17.632	6	27	29.290	5	194	Johannes Kistler	2:35.609	6	2:35.561	+0.048
28	27	48.234	5	134	1:17.823	6	111	29.364	6	86	Steve Jones	2:36.154	6	2:35.610	+0.544
29	54	48.290	6	98	1:18.154	4	98	29.366	3	98	Chris Merrick	2:36.351	4	2:35.550	+0.801
30	86	48.319	6	14	1:18.438	4	34	29.476	4	27	Richard Wilson	2:36.424	5	2:36.424	+0.000
31	111	48.585	6	190	1:18.468	6	15	29.998	5	54	Martin Halusa	2:36.456	6	2:33.739	+2.717
32	63	48.705	4	15	1:18.772	5	14	30.058	5	15	Harindra De Silva	2:37.894	5	2:36.779	+1.115
33	190	48.769	6	27	1:18.900	5	86	30.104	5	111	Nick Taylor	2:38.284	6	2:37.444	+0.840
34	19	48.980	6	111	1:19.495	5	190	30.156	3	190	Andrew Hayden	2:38.534	6	2:37.393	+1.141
35	34	49.619	6	34	1:19.616	4	194	30.482	5	14	Crispian Besley	2:39.151	5	2:38.158	+0.993
36	14	49.662	5	94	1:20.728	4	19	30.822	6	34	James Owen	2:39.177	4	2:38.711	+0.466
37	94	49.914	5	19	1:21.313	6	142	30.946	5	19	Ralf Emmerling	2:41.115	6	2:41.115	+0.000
38	13	49.994	5	41	1:21.647	5	22	30.962	3	94	Geoff Underwood	2:42.976	4	2:41.784	+1.192
39	42	50.736	5	40	1:21.727	4	94	31.142	5	142	Martin Aubert	2:44.661	5	2:44.661	+0.000
40	142	50.754	5	42	1:22.301	5	40	31.660	4	40	Chris Wilks	2:45.007	4	2:44.623	+0.384
41	22	51.122	4	22	1:22.330	5	13	31.703	4	22	Robin Lackford	2:45.261	3	2:44.414	+0.847
42	40	51.236	5	13	1:22.535	3	41	31.741	4	41	Peter Fenichel	2:45.481	5	2:44.831	+0.650
43	41	51.443	5	142	1:22.961	5	42	31.981	4	42	Jeremy Deeley	2:46.691	5	2:45.018	+1.673
44	30	52.063	5	30	1:23.440	3	51	32.212	4	13	John Arnold	2:47.683	4	2:44.232	+3.451
45	90	52.674	5	90	1:25.166	5	30	32.242	3	30	Roger Skipp	2:47.779	3	2:47.745	+0.034
46	71	54.348	5	51	1:25.309	4	26	32.789	5	90	Mark Haynes	2:51.038	5	2:51.038	+0.000
47	26	54.377	5	71	1:26.311	4	90	33.198	5	51	Fabrice Perruchot	2:53.075	4	2:53.075	+0.000



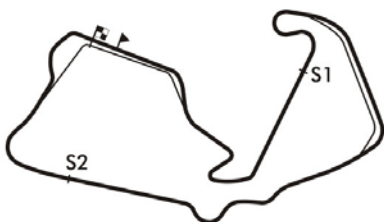
**Session Start: 09:28:50 - Finish: 09:46:53**  
**Weather/Track Conditions: Bright / Drying**  
**Circuit: Silverstone Historic Grand Prix**  
**Track Length: 5.857 Km - 3.6394 miles**

# Silverstone Classic - 28 - 30 Jul 2017

## Commander Yorke Trophy For Historic Formula Junior

### Qualifying for Race 1 - Best Sector Times

48	97	54.646	4	26	1:27.978	5	119		
49	49	54.683	4	49	1:28.481	5	71	34.420	4
50	119			97	1:29.066	4	49	36.578	4
51	51	55.554	4	119			97	37.743	3
52	133			133			133		
53	158			158			158		
54	162			162			162		



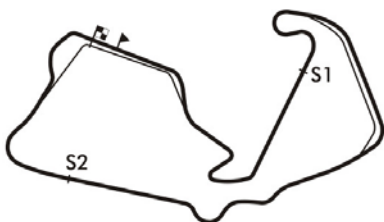
Session Start: 09:28:50 - Finish: 09:46:53  
Weather/Track Conditions: Bright / Drying  
Circuit: Silverstone Historic Grand Prix  
Track Length: 5.857 Km - 3.6394 miles

# Silverstone Classic - 28 - 30 Jul 2017

## Commander Yorke Trophy For Historic Formula Junior

### Qualifying for Race 1 - Best Sector Times

26	Roger Dexter	2:55.144	5	2:55.144	+0.000
71	Andrew Thorpe	2:55.500	4	2:55.079	+0.421
49	Martin Mchugh	3:00.073	4	2:59.742	+0.331
97	Hans Ciers	3:04.055	4	3:01.455	+2.600
119	Colin Mckay				+



**Session Start: 09:28:50 - Finish: 09:46:53**  
**Weather/Track Conditions: Bright / Drying**  
**Circuit: Silverstone Historic Grand Prix**  
**Track Length: 5.857 Km - 3.6394 miles**

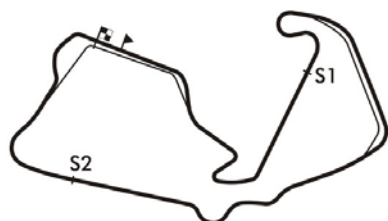


# Silverstone Classic - 28 - 30 Jul 2017

## Commander Yorke Trophy For Historic Formula Junior

### Qualifying for Race 1 - Best Sector Speeds

	NO	SECTOR 1	MPH	NO	SECTOR 2	MPH	NO	SECTOR 3	MPH
1	53	Sam Wilson	122.7	92	Westie Mitchell	126.9	92	Westie Mitchell	95.9
2	96	Timothy De Silva	122.2	65	Urs Mueller	125.2	53	Sam Wilson	95.6
3	77	Mark Shaw	122.0	53	Sam Wilson	124.7	82	Andrew Garside	95.6
4	79	Andrew Hibberd	121.8	80	Nicholas Fennell	124.7	96	Timothy De Silva	94.8
5	58	Richard Smeeton	121.6	58	Richard Smeeton	124.5	77	Mark Shaw	94.7
6	92	Westie Mitchell	120.9	79	Andrew Hibberd	124.0	80	Nicholas Fennell	94.5
7	82	Andrew Garside	120.7	96	Timothy De Silva	124.0	79	Andrew Hibberd	94.3
8	80	Nicholas Fennell	120.5	180	Lee Mowle	124.0	65	Urs Mueller	93.7
9	161	Andrew Beaumont	119.8	82	Andrew Garside	122.5	183	Martin Walford	93.2
10	180	Lee Mowle	119.8	194	Johannes Kistler	122.5	180	Lee Mowle	92.6
11	194	Johannes Kistler	119.2	72	Chris Chilcott	122.2	58	Richard Smeeton	92.2
12	2	Christopher Milner	119.0	183	Martin Walford	122.0	63	Greg Audi	92.1
13	65	Urs Mueller	118.8	54	Martin Halusa	121.4	11	Will Mitcham	91.9
14	183	Martin Walford	118.8	88	Lukas Halusa	121.1	161	Andrew Beaumont	91.7
15	61	Simon Diffey	118.1	86	Steve Jones	120.5	61	Simon Diffey	91.2
16	11	Will Mitcham	116.5	190	Andrew Hayden	120.5	72	Chris Chilcott	91.2
17	72	Chris Chilcott	116.5	61	Simon Diffey	120.1	88	Lukas Halusa	90.6
18	88	Lukas Halusa	115.9	73	Peter Anstiss	119.6	76	John Rees	90.3
19	73	Peter Anstiss	115.7	83	Arlette Mueller	119.6	83	Arlette Mueller	90.3
20	86	Steve Jones	115.3	2	Christopher Milner	119.4	54	Martin Halusa	90.1
21	36	Tony Best	115.1	36	Tony Best	118.6	36	Tony Best	89.4
22	134	Nick Finburgh	115.1	76	John Rees	118.4	48	John Delane	89.4
23	48	John Delane	114.3	12	Stuart Roach	117.7	2	Christopher Milner	89.0
24	54	Martin Halusa	113.9	48	John Delane	117.5	12	Stuart Roach	88.9
25	76	John Rees	113.6	14	Crispian Besley	117.3	134	Nick Finburgh	88.9
26	190	Andrew Hayden	113.4	15	Harindra De Silva	115.5	190	Andrew Hayden	88.4
27	15	Harindra De Silva	113.2	98	Chris Merrick	115.5	73	Peter Anstiss	88.3
28	14	Crispian Besley	111.8	27	Richard Wilson	114.9	15	Harindra De Silva	88.2
29	63	Greg Audi	111.5	134	Nick Finburgh	114.9	27	Richard Wilson	87.8
30	12	Stuart Roach	111.1	111	Nick Taylor	109.1	86	Steve Jones	86.5
31	98	Chris Merrick	110.2	19	Ralf Emmerling	108.6	111	Nick Taylor	86.0
32	83	Arlette Mueller	107.4	51	Fabrice Perruchot	108.4	34	James Owen	85.9
33	19	Ralf Emmerling	107.2	42	Jeremy Deeley	107.5	194	Johannes Kistler	85.6
34	111	Nick Taylor	107.0	142	Martin Aubert	107.5	14	Crispian Besley	85.1
35	42	Jeremy Deeley	106.9	34	James Owen	106.4	42	Jeremy Deeley	85.1
36	94	Geoff Underwood	106.0	40	Chris Wilks	106.0	94	Geoff Underwood	85.1
37	27	Richard Wilson	105.7	30	Roger Skipp	105.5	13	John Arnold	84.7
38	142	Martin Aubert	105.4	90	Mark Haynes	105.0	19	Ralf Emmerling	84.3
39	49	Martin Mchugh	104.5	13	John Arnold	104.7	40	Chris Wilks	83.7
40	41	Peter Fenichel	103.9	22	Robin Lackford	104.2	142	Martin Aubert	83.4



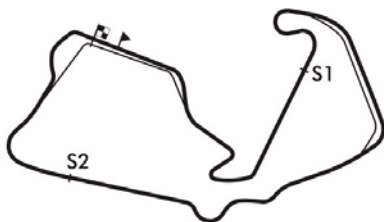
**Session Start: 09:28:50 - Finish: 09:46:53**  
**Weather/Track Conditions: Bright / Drying**  
**Circuit: Silverstone Historic Grand Prix**  
**Track Length: 5.857 Km - 3.6394 miles**

# Silverstone Classic - 28 - 30 Jul 2017

## Commander Yorke Trophy For Historic Formula Junior

### Qualifying for Race 1 - Best Sector Speeds

41	34	James Owen	103.6	49	Martin Mchugh	104.2	41	Peter Fenichel	83.0
42	30	Roger Skipp	102.9	71	Andrew Thorpe	103.7	98	Chris Merrick	82.2
43	51	Fabrice Perruchot	102.3	119	Colin Mckay	97.8	51	Fabrice Perruchot	82.0
44	40	Chris Wilks	102.1	26	Roger Dexter	96.1	22	Robin Lackford	81.7
45	90	Mark Haynes	101.2	97	Hans Ciers	86.4	90	Mark Haynes	79.3
46	22	Robin Lackford	100.5	63	Greg Audi	35.0	26	Roger Dexter	78.6
47	13	John Arnold	100.3	77	Mark Shaw	29.0	30	Roger Skipp	78.6
48	71	Andrew Thorpe	100.3	11	Will Mitcham	0.0	71	Andrew Thorpe	78.3
49	119	Colin Mckay	97.4	41	Peter Fenichel	0.0	119	Colin Mckay	76.3
50	26	Roger Dexter	95.5	94	Geoff Underwood	0.0	49	Martin Mchugh	75.9
51	97	Hans Ciers	93.7	133	Stuart Tizzard	0.0	97	Hans Ciers	68.3
52	133	Stuart Tizzard	0.0	158	Stephen Bulling	0.0	133	Stuart Tizzard	0.0
53	158	Stephen Bulling	0.0	161	Andrew Beaumont	0.0	158	Stephen Bulling	0.0
54	162	Katsu Kubota	0.0	162	Katsu Kubota	0.0	162	Katsu Kubota	0.0



**Session Start: 09:28:50 - Finish: 09:46:53**  
**Weather/Track Conditions: Bright / Drying**  
**Circuit: Silverstone Historic Grand Prix**  
**Track Length: 5.857 Km - 3.6394 miles**



**Silverstone Classic - 28 - 30 Jul 2017**

**Commander Yorke Trophy For Historic Formula Junior**

**Race 1 - Starting Grid - AMENDED v2**

Sheet No:

Start Time : 09:00 - Heat Duration : 20 Minutes

26	51	97	Hans Ciers	52	119	Colin Mckay
25	49	71	Andrew Thorpe	50	49	Martin Mchugh
24	47	51	Fabrice Perruchot	48	26	Roger Dexter
23	45	30	Roger Skipp	46	90	Mark Haynes
22	43	42	Jeremy Deeley	44	13	John Arnold
21	41	22	Robin Lackford	42	41	Peter Fenichel
20	39	142	Martin Aubert	40	40	Chris Wilks
19	37	19	Ralf Emmerling	38	94	Geoff Underwood
18	35	14	Crispian Besley	36	34	James Owen
17	33	111	Nick Taylor	34	190	Andrew Hayden
16	31	54	Martin Halusa	32	15	Harindra De Silva
15	29	98	Chris Merrick	30	27	Richard Wilson
14	27	194	Johannes Kistler	28	86	Steve Jones
13	25	134	Nick Finburgh	26	83	Arlette Mueller
12	23	88	Lukas Halusa	24	36	Tony Best
11	21	73	Peter Anstiss	22	76	John Rees
10	19	72	Chris Chilcott	20	63	Greg Audi

CAR 119 Qualified out of session - allowed to start from back of grid

Circuit: Silverstone Historic Grand Prix  
Track Length: 5.857 Km - 3.6394 miles

These results are provisional until the conclusion of any judicial and technical matters.

Clerk of the Course:

Timekeeper:

Issued at:





## Silverstone Classic - 28 - 30 Jul 2017

### Commander Yorke Trophy For Historic Formula Junior

#### Race 1 - Starting Grid - AMENDED v2

Sheet No:

Start Time : 09:00 - Heat Duration : 20 Minutes

9	17	12	Stuart Roach	18	48	John Delane
8	15	2	Christopher Milner	16	161	Andrew Beaumont
7	13	162	Katsu Kubota	14	180	Lee Mowle
6	11	61	Simon Diffey	12	65	Urs Mueller
5	9	11	Will Mitcham	10	58	Richard Smeeton
4	7	92	Westie Mitchell	8	183	Martin Walford
3	5	82	Andrew Garside	6	80	Nicholas Fennell
2	3	96	Timothy De Silva	4	77	Mark Shaw
1	1	53	Sam Wilson	2	79	Andrew Hibberd

Pole Right

ROW

CAR 119 Qualified out of session - allowed to start from back of grid

Circuit: Silverstone Historic Grand Prix  
Track Length: 5.857 Km - 3.6394 miles

These results are provisional until the conclusion of any judicial and technical matters.

Clerk of the Course:

Timekeeper:

Issued at:



**Silverstone Classic - 28 - 30 Jul 2017**

**Commander Yorke Trophy For Historic Formula Junior**

**Race 6 - Starting Grid**

Sheet No:

Start Time : 13:40 - Heat Duration : 20 Minutes

24	47	119	Colin Mckay			
23	45	49	Martin Mchugh	46	97	Hans Ciers
22	43	51	Fabrice Perruchot	44	26	Roger Dexter
21	41	30	Roger Skipp	42	90	Mark Haynes
20	39	42	Jeremy Deeley	40	13	John Arnold
19	37	40	Chris Wilks	38	22	Robin Lackford
18	35	19	Ralf Emmerling	36	142	Martin Aubert
17	33	14	Crispian Besley	34	34	James Owen
16	31	117	Nick Taylor	32	190	Andrew Hayden
15	29	54	Martin Halusa	30	15	Harindra De Silva
14	27	98	Chris Merrick	28	27	Richard Wilson
13	25	83	Arlette Mueller	26	86	Steve Jones
12	23	36	Tony Best	24	134	Nick Finburgh
11	21	76	John Rees	22	88	Lukas Halusa
10	19	63	Greg Audi	20	73	Peter Anstiss
9	17	12	Stuart Roach	18	48	John Delane
8	15	2	Christopher Milner	16	161	Andrew Beaumont

CARS 41, 71, 72, 94, 194 - Withdrawn. CAR 119 Qualified out of session - allowed to start from back of grid

These results are provisional until the conclusion of any judicial and technical matters.

Circuit: Silverstone Historic Grand Prix  
Track Length: 5.857 Km - 3.6394 miles

Clerk of the Course:

Timekeeper:

Issued at:



Silverstone Classic - 28 - 30 Jul 2017

Commander Yorke Trophy For Historic Formula Junior

Race 6 - Starting Grid

Sheet No:

Start Time : 13:40 - Heat Duration : 20 Minutes

7	13	162	Katsu Kubota	14	180	Lee Mowle
6	11	61	Simon Diffey	12	65	Urs Mueller
5	9	11	Will Mitcham	10	58	Richard Smeeton
4	7	92	Westie Mitchell	8	183	Martin Walford
3	5	82	Andrew Garside	6	80	Nicholas Fennell
2	3	96	Timothy De Silva	4	77	Mark Shaw
1	1	53	Sam Wilson	2	79	Andrew Hibberd

Pole Right



CARS 41, 71, 72, 94, 194 - Withdrawn. CAR 119 Qualified out of session - allowed to start from back of grid

Circuit: Silverstone Historic Grand Prix  
Track Length: 5.857 Km - 3.6394 miles

These results are provisional until the conclusion of any judicial and technical matters.

Clerk of the Course:	Timekeeper:	Issued at:
----------------------	-------------	------------





## Silverstone Classic - 28 - 30 Jul 2017

### Stirling Moss Trophy For Pre '61 Sports Cars Qualifying for Race 3 - Classification

Sheet No:

POS	NO	DRIVER/S	CLASS	CLASS POS	CAR MAKE / MODEL	TIME	ON	LAPS	GAP	DIFF	MPH
1	1	Bryant G-Bryant O	MT5	1	Lotus 15	2:24.071	8	9			90.94
2	41	Chris Ward	MT6	1	Lister Costin	2:24.670	8	9	0.599	0.599	90.56
3	88	Rob Barff	MT5	2	Lotus 15	2:24.954	10	11	0.883	0.284	90.39
4	33	Jon Minshaw	MT6	2	Lister Knobbly	2:25.244	7	7	1.173	0.290	90.21
5	8	Wood-Nuthall	MT6	3	Lister Knobbly	2:25.324	2	9	1.253	0.080	90.16
6	2	Gary Pearson	MT6	4	Lister Chevrolet	2:25.902	7	8	1.831	0.578	89.80
7	16	Richard Kent	MT6	5	Lister Costin Jaguar	2:26.434	10	11	2.363	0.532	89.47
8	117	Milner-Greensall	MT6	6	Lister Costin	2:26.693	2	8	2.622	0.259	89.31
9	66	Maeers-Martin	MT5	3	Cooper Monaco	2:27.412	10	10	3.341	0.719	88.88
10	31	Michael Gans	MT5	4	Lotus 15	2:27.537	2	3	3.466	0.125	88.80
11	29	Ahlers-Bellinger	MT1	1	Lola Mk1 Prototype	2:28.248	3	10	4.177	0.711	88.38
12	32	Lendoudis-Aguas	MT6	7	Lister Chevrolet Knobbly	2:29.569	3	8	5.498	1.321	87.60
13	12	Brooks-Smith	MT6	8	Lister Jaguar 'Flat Iron'	2:30.293	6	9	6.222	0.724	87.17
14	57	Ben Adams	MT1	2	Lola Mk1	2:30.431	10	10	6.360	0.138	87.09
15	122	Harris-Needell	MT6	9	Lister Jaguar Knobbly	2:31.036	4	9	6.965	0.605	86.75
16	42	Paul Woolley	MT5	5	Cooper Monaco	2:31.043	9	9	6.972	0.007	86.74
17	83	David Hart	MT6	10	Lister Costin	2:31.133	8	9	7.062	0.090	86.69
18	123	Simon Ashworth	MT1	1	Marina	2:31.974	5	6	7.903	0.841	86.21
19	61	Fierro Eleta-Hart	MT5	6	Maserati T61	2:32.132	8	9	8.061	0.158	86.12
20	4	Champion-Stretton	MT4	1	Lotus XI Le Mans	2:33.020	1	9	8.949	0.888	85.62
21	6	John Young	MT6	11	Jaguar D-type	2:33.745	4	4	9.674	0.725	85.22
22	3	Fowler-Lovett	MT1	3	Lola Mk1	2:33.824	4	8	9.753	0.079	85.17
23	23	Jürg Tobler	MT1	4	Lola Mk1	2:34.022	9	9	9.951	0.198	85.06
24	48	Thomas-Lyons	MT6	12	Lister Knobbly	2:34.034	1	7	9.963	0.012	85.06
25	21	Yates-Mitchell	MT4	2	Lotus XI	2:35.544	3	9	11.473	1.510	84.23
26	18	Ditheridge-Cannell	MT5	7	Cooper Monaco	2:36.166	3	9	12.095	0.622	83.90
27	77	Mahmoud-Bustros	MT5	8	Cooper Monaco T49	2:36.207	8	9	12.136	0.041	83.87
28	10	Gillett-Smith	MT5	9	Willment Climax	2:36.335	4	9	12.264	0.128	83.81
29	5	Michael Malone	MT5	10	Lotus 15	2:36.713	10	10	12.642	0.378	83.60
30	9	Serge Kriknoff	MT4	3	Lotus XI Series 1	2:36.980	10	10	12.909	0.267	83.46
31	27	Stefan Ziegler	MT6	13	Lister Knobbly	2:37.214	8	9	13.143	0.234	83.34
32	35	Gregory De Prins	MT3	1	Rejo Mk4	2:37.217	6	10	13.146	0.003	83.34
33	85	Fell-Nuthall	MT6	14	Lister Jaguar Knobbly	2:37.589	2	7	13.518	0.372	83.14
34	79	Palmer-Cross	MT4	4	Lotus XI	2:37.806	8	9	13.735	0.217	83.02
35	99	Keen-McAlpine	MT2	1	Kurtis 500S	2:38.401	7	9	14.330	0.595	82.71
36	30	Ball C-Ball N	MT6	15	Jaguar D-type	2:39.348	7	9	15.277	0.947	82.22
37	14	Andrew McAlpine	MT4	5	Lotus XI	2:39.402	1	9	15.331	0.054	82.19
38	26	Bernberg-Ugo	MT1	5	Cooper T39 Bobtail	2:39.477	3	9	15.406	0.075	82.15
39	25	Paul Griffin	MT5	11	Cooper Monaco	2:39.704	5	7	15.633	0.227	82.04
40	111	Hans Hübner	MT6	16	Lister Jaguar Knobbly	2:41.194	8	9	17.123	1.490	81.28

Car 48 requires a working transponder - Regulation Q.12.2.1 refers.

A 30 second penalty will be applied if not working in the race.

Car 88 - transponder working intermittently, please check position.

Session Start: 09:56:30 - Finish: 10:23:33

Weather/Track Conditions: Bright / Drying

Circuit: Silverstone Historic Grand Prix

Track Length: 5.857 Km - 3.6394 miles

These results are provisional until the conclusion of any judicial and technical matters.

Clerk of the Course:

Timekeeper:

Issued at:



## Silverstone Classic - 28 - 30 Jul 2017

### Stirling Moss Trophy For Pre '61 Sports Cars Qualifying for Race 3 - Classification

Sheet No:

POS	NO	DRIVER/S	CLASS	CLASS POS	CAR MAKE / MODEL	TIME	ON	LAPS	GAP	DIFF	MPH
41	70	Nagamatsu-McClurg	MT2	2	Old Yeller Mk2	2:43.717	7	8	19.646	2.523	80.03
42	19	Emmerling-Hooper	MT1	6	Elva Mk5	2:44.759	8	9	20.688	1.042	79.52
43	68	Marc Gordon	MT6	17	Jaguar XK150	2:45.035	6	9	20.964	0.276	79.39
44	45	Marc Valvekens	MT1	7	Lola Mk1	2:47.672	6	7	23.601	2.637	78.14
45	36	Barrett-Shepherd	MT6	18	Jaguar D-type	2:48.796	4	4	24.725	1.124	77.62
46	22	Costas Michael	MT4	6	Lotus XI	2:52.639	1	1	28.568	3.843	75.89
47	221	Mark Dwyer	MT1	8	Lotus Consul Mk4 Singford						

Car 48 requires a working transponder - Regulation Q.12.2.1 refers.  
A 30 second penalty will be applied if not working in the race.  
Car 88 - transponder working intermittently, please check position.

*Session Start: 09:56:30 - Finish: 10:23:33*  
*Weather/Track Conditions: Bright / Drying*  
*Circuit: Silverstone Historic Grand Prix*  
*Track Length: 5.857 Km - 3.6394 miles*

These results are provisional until the conclusion of any judicial and technical matters.

Clerk of the Course:	Timekeeper:	Issued at:
----------------------	-------------	------------









# Silverstone Classic - 28 - 30 Jul 2017

## Stirling Moss Trophy For Pre '61 Sports Cars

### Qualifying for Race 3 - Sector Analysis

33 Jon Minshaw (MT6)								Lister Knobbly							
lap	Sect-1	Speed	Sect-2	Speed	Sect-3	Speed	Laptime Pit	lap	Sect-1	Speed	Sect-2	Speed	Sect-3	Speed	Laptime Pit
1	46.227	129.8	1:13.106	139.8	28.042	85.8	2:27.375	5	45.326	130.1	1:12.711	140.4	28.046	84.6	2:26.083
2	45.500	133.7	1:12.475	139.8	27.599	94.3	2:25.574	6	46.018	132.6	1:12.951	140.1	27.388	93.7	2:26.357
3	45.692	127.8	1:13.629	137.2	28.517	90.3	2:27.838	7	44.828	134.5	1:13.216	139.8	27.200	94.5	2:25.244
4	47.036	123.6	5:45.728	138.9	27.691	92.2	7:00.455 P	8							

35 Gregory De Prins (MT3)								Rejo Mk4							
lap	Sect-1	Speed	Sect-2	Speed	Sect-3	Speed	Laptime Pit	lap	Sect-1	Speed	Sect-2	Speed	Sect-3	Speed	Laptime Pit
1	51.712	102.9	1:26.515	92.7	30.453	81.9	2:48.680	6	49.271	104.0	1:19.647	104.5	28.299	80.6	2:37.217
2	51.263	104.5	1:20.510	104.5	28.966	80.1	2:40.739	7	49.459	102.9	1:19.767	104.5	28.448	83.4	2:37.674
3	51.073	102.1	1:21.528	105.5	30.412	80.3	2:43.013	8	49.228	103.9	1:19.887	105.7	28.521	84.4	2:37.636
4	49.792	103.1	1:20.342	105.0	29.104	82.1	2:39.238	9	49.819	104.7	1:19.902	106.7	28.098	83.0	2:37.819
5	49.495	103.9	1:21.008	106.2	28.619	84.9	2:39.122	10	49.638	104.7	1:20.680	106.0	28.236	84.6	2:38.554

36 Barrett-Shepherd (MT6)								Jaguar D-type							
lap	Sect-1	Speed	Sect-2	Speed	Sect-3	Speed	Laptime Pit	lap	Sect-1	Speed	Sect-2	Speed	Sect-3	Speed	Laptime Pit
1	56.998	89.5	1:29.204		37.088	68.3	3:03.290	3	53.860	103.6	10:34.799	109.8	34.083	69.8	12:02.742 P
2	1:00.775	96.7	1:25.870	116.9	36.016	76.1	3:02.661	4	54.436	106.2	1:22.739	120.5	31.621	82.2	2:48.796

41 Chris Ward (MT6)								Lister Costin							
lap	Sect-1	Speed	Sect-2	Speed	Sect-3	Speed	Laptime Pit	lap	Sect-1	Speed	Sect-2	Speed	Sect-3	Speed	Laptime Pit
1	51.522	90.9	1:21.529		30.083	88.8	2:43.134	6	49.045	107.0	3:38.181		33.146	82.7	5:00.372 P
2	46.434	128.8	1:13.427		28.732	88.0	2:28.593	7	50.164	110.4	1:14.547		27.434	94.0	2:32.145
3	46.518	124.0	1:12.654		27.714	92.8	2:26.886	8	45.492	133.7	1:11.751		27.427	93.2	2:24.670
4	46.192	130.6	1:12.810		27.963	92.3	2:26.965	9	45.884	131.6	1:12.128		27.460	94.3	2:25.472
5	45.234	131.8	1:13.239		27.811	93.3	2:26.284	10							

42 Paul Woolley (MT5)								Cooper Monaco							
lap	Sect-1	Speed	Sect-2	Speed	Sect-3	Speed	Laptime Pit	lap	Sect-1	Speed	Sect-2	Speed	Sect-3	Speed	Laptime Pit
1	51.134	110.9	1:18.834		30.627	87.7	2:40.595	6	48.344	109.7	1:19.216		31.079	78.7	2:38.639
2	49.858	95.5	1:19.900		30.718	84.5	2:40.476	7	53.513	107.2	1:22.255		28.770	91.4	2:44.538
3	50.324	107.9	2:53.703		29.380	90.1	4:13.407 P	8	47.668	113.9	1:15.427		28.172	95.1	2:31.267
4	46.764	117.9	1:15.868		29.254	87.4	2:31.886	9	47.433	116.5	1:14.929		28.681	89.5	2:31.043
5	48.648	109.1	1:18.470		30.987	91.2	2:38.105	10							

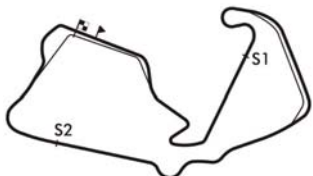
45 Marc Valvekens (MT1)								Lola Mk1							
lap	Sect-1	Speed	Sect-2	Speed	Sect-3	Speed	Laptime Pit	lap	Sect-1	Speed	Sect-2	Speed	Sect-3	Speed	Laptime Pit
1	59.455	82.7	1:33.469	95.1	33.057	78.0	3:05.981	5	52.091	107.0	1:24.486	109.7	31.659	84.4	2:48.236
2	53.205	97.4	1:28.671	98.7	32.432	78.8	2:54.308	6	51.511	100.5	1:24.768	110.2	31.393	82.4	2:47.672
3	55.619	83.7	1:27.647	103.2	32.025	80.1	2:55.291	7	51.619	107.2	1:25.248	111.1	36.433	67.7	2:53.300
4	52.550	102.1	1:25.185	109.5	32.350	81.0	2:50.085	8							

48 Thomas-Lyons (MT6)								Lister Knobbly							
lap	Sect-1	Speed	Sect-2	Speed	Sect-3	Speed	Laptime Pit	lap	Sect-1	Speed	Sect-2	Speed	Sect-3	Speed	Laptime Pit
1					29.646		2:34.034	5					28.889		2:34.366
2					30.792		2:34.614	6					29.130		2:37.912
3	47.745		1:16.575		29.885		2:34.205	7	48.498	112.0	1:18.703		29.363		2:36.564
4	48.309	97.4	4:35.882		29.706		5:53.897	8							

57 Ben Adams (MT1)								Lola Mk1							
lap	Sect-1	Speed	Sect-2	Speed	Sect-3	Speed	Laptime Pit	lap	Sect-1	Speed	Sect-2	Speed	Sect-3	Speed	Laptime Pit
1	50.032	110.2	1:17.433	113.2	28.663	89.1	2:36.128	6	46.878	114.7	1:18.267	117.5	28.385	88.8	2:33.530
2	47.551	112.2	1:16.055	113.6	28.220	88.3	2:31.826	7	50.820	112.6	1:15.987	116.1	28.414	87.3	2:35.221
3	48.197	114.1	1:16.122	115.3	27.890	89.4	2:32.209	8	48.226	110.0	1:17.618	117.9	32.336	82.8	2:38.180
4	47.192	113.2	1:16.579	114.5	28.815	81.2	2:32.586	9	48.240	114.5	1:15.902	115.5	28.400	88.5	2:32.542
5	47.315	114.3	1:16.822	114.9	28.980	84.9	2:33.117	10	47.403	111.3	1:15.416	115.7	27.612	89.2	2:30.431



**Session Start: 09:56:30 - Finish: 10:23:33**  
**Weather/Track Conditions: Bright / Drying**  
**Circuit: Silverstone Historic Grand Prix**  
**Track Length: 5.857 Km - 3.6394 miles**



# Silverstone Classic - 28 - 30 Jul 2017

## Stirling Moss Trophy For Pre '61 Sports Cars

### Qualifying for Race 3 - Sector Analysis

88 Rob Barff (MT5)							Lotus 15										
lap	Sect-1	Speed	Sect-2	Speed	Sect-3	Speed	Laptime	Pit	lap	Sect-1	Speed	Sect-2	Speed	Sect-3	Speed	Laptime	Pit
1	48.433	124.3	1:15.617		28.990	85.4	2:33.040		7					28.030	88.4	2:25.956	
2	47.271	125.2	1:15.814		28.664		2:31.749		8	45.912	127.1	1:12.339		28.576		2:26.827	
3	46.471	126.6	1:16.997		27.979		2:31.447		9	45.324	129.6	1:12.285		27.904		2:25.513	
4	45.953	131.6	1:15.631		28.130		2:29.714		10					27.195	93.9	2:24.954	
5	45.760	126.9	1:13.656		27.831		2:27.247		11					27.420		2:25.139	
6					28.418		2:28.581		12								

99 Keen-McAlpine (MT2)							Kurtis 500S										
lap	Sect-1	Speed	Sect-2	Speed	Sect-3	Speed	Laptime	Pit	lap	Sect-1	Speed	Sect-2	Speed	Sect-3	Speed	Laptime	Pit
1	50.993	94.5	1:22.848		33.142		2:46.983		6	50.264	104.4	1:18.679		30.249		2:39.192	
2	50.624	100.5	1:22.051		33.364		2:46.039		7	49.164	105.5	1:18.870		30.367		2:38.401	
3	51.409	98.1	3:11.030		31.703		4:34.142	P	8	48.682	113.4	1:20.022		30.306		2:39.010	
4	56.671	92.8	1:25.153		31.019		2:52.843		9	50.129	108.6	1:18.974		30.705		2:39.808	
5	49.665	105.8	1:21.566		31.805		2:43.036		10								

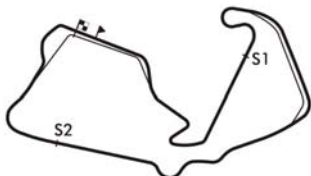
111 Hans Hübner (MT6)							Lister Jaguar Knobbly										
lap	Sect-1	Speed	Sect-2	Speed	Sect-3	Speed	Laptime	Pit	lap	Sect-1	Speed	Sect-2	Speed	Sect-3	Speed	Laptime	Pit
1	52.216	105.8	1:24.334		31.842	79.7	2:48.392		6	51.242	109.5	1:21.441		32.587	80.0	2:45.270	
2	50.410	109.8	1:20.028		32.501	65.2	2:42.939		7	54.431	97.0	2:48.800		30.588	86.1	4:13.819	P
3	50.450	110.2	1:20.217		31.653	83.5	2:42.320		8	49.863	107.0	1:20.477		30.854	81.8	2:41.194	
4	50.198	100.8	1:21.213		32.539	79.8	2:43.950		9	50.707	107.4	1:20.943		31.211	79.2	2:42.861	
5	49.617	113.0	1:22.118		32.452	78.8	2:44.187		10								

117 Milner-Greensall (MT6)							Lister Costin										
lap	Sect-1	Speed	Sect-2	Speed	Sect-3	Speed	Laptime	Pit	lap	Sect-1	Speed	Sect-2	Speed	Sect-3	Speed	Laptime	Pit
1	47.673	118.4	1:13.406	129.1	30.503	95.7	2:31.582		5	1:48.450	101.1	2:19.470	135.0	30.258	86.0	4:38.178	P
2	45.585	117.5	1:12.055	131.3	29.053	83.7	2:26.693		6	54.353	117.7	1:18.958	125.2	31.005	88.5	2:44.316	
3	46.221	107.4	3:03.775	122.5	30.846	83.7	4:20.842	P	7	47.541	130.6	1:19.227	120.3	30.252	91.2	2:37.020	
4	47.198	126.4	1:18.422	144.0	28.977	87.3	2:34.597		8	46.731	131.6	1:14.747	140.1	29.296	88.8	2:30.774	

122 Harris-Needell (MT6)							Lister Jaguar Knobbly										
lap	Sect-1	Speed	Sect-2	Speed	Sect-3	Speed	Laptime	Pit	lap	Sect-1	Speed	Sect-2	Speed	Sect-3	Speed	Laptime	Pit
1	51.714	112.8	1:17.682		29.505	88.0	2:38.901		6	53.451	106.7	1:25.781		31.237	80.7	2:50.469	
2	48.545	126.9	1:16.257		29.134	89.6	2:33.936		7	57.662	101.5	1:21.468		31.259	84.8	2:50.389	
3	47.693	124.5	1:16.158		28.491	89.6	2:32.342		8	50.870	108.4	1:20.586		31.390	86.4	2:42.846	
4	46.728	123.4	1:15.561		28.747	90.7	2:31.036		9	53.259	101.4	1:25.695		32.004	84.4	2:50.958	
5	51.187	100.9	3:17.554		33.548	79.4	4:42.289	P	10								

123 Simon Ashworth (MT1)							Marina										
lap	Sect-1	Speed	Sect-2	Speed	Sect-3	Speed	Laptime	Pit	lap	Sect-1	Speed	Sect-2	Speed	Sect-3	Speed	Laptime	Pit
1	52.218	98.3	1:20.015	119.0	30.422	89.0	2:42.655		4	49.608	115.7	1:16.339	143.7	29.639	91.3	2:35.586	
2	49.204	116.7	1:17.097	135.3	30.591	83.6	2:36.892		5	47.487	130.8	1:15.297	143.4	29.190	91.4	2:31.974	
3	49.550	116.9	1:16.366	141.9	30.003	79.8	2:35.919		6	48.358	120.1	1:15.018	134.8	29.202	89.2	2:32.578	

221 Mark Dwyer (MT1)							Lotus Consul Mk4 Singford										
lap	Sect-1	Speed	Sect-2	Speed	Sect-3	Speed	Laptime	Pit	lap	Sect-1	Speed	Sect-2	Speed	Sect-3	Speed	Laptime	Pit



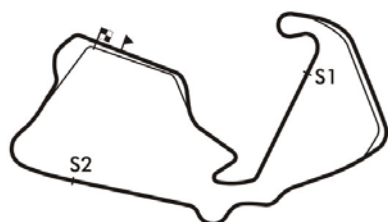
**Session Start: 09:56:30 - Finish: 10:23:33**  
**Weather/Track Conditions: Bright / Drying**  
**Circuit: Silverstone Historic Grand Prix**  
**Track Length: 5.857 Km - 3.6394 miles**

# Silverstone Classic - 28 - 30 Jul 2017

## Stirling Moss Trophy For Pre '61 Sports Cars

### Qualifying for Race 3 - Best Sector Times

SECTOR 1			SECTOR 2			SECTOR 3			IDEAL / BEST LAP COMPARISON						
NO	TIME	LAP	NO	TIME	LAP	NO	TIME	LAP	NO	NAME	BEST	IN	IDEAL	DIFF	
1	1	44.501	8	41	1:11.751	8	1	26.908	8	1	Bryant G-Bryant O	2:24.071	8	2:24.071	+0.000
2	33	44.828	7	117	1:12.055	2	31	27.028	2	41	Chris Ward	2:24.670	8	2:24.412	+0.258
3	2	45.016	4	88	1:12.285	9	29	27.149	3	88	Rob Barff	2:24.954	10	2:24.804	+0.150
4	8	45.086	3	2	1:12.473	7	88	27.195	10	33	Jon Minshaw	2:25.244	7	2:24.503	+0.741
5	41	45.234	5	33	1:12.475	2	33	27.200	7	8	Wood-Nuthall	2:25.324	2	2:25.254	+0.070
6	66	45.301	9	1	1:12.662	8	8	27.216	2	2	Gary Pearson	2:25.902	7	2:25.266	+0.636
7	88	45.324	9	66	1:12.814	10	41	27.427	8	16	Richard Kent	2:26.434	10	2:26.207	+0.227
8	31	45.455	2	16	1:12.849	6	57	27.612	10	117	Milner-Greensall	2:26.693	2	2:26.617	+0.076
9	16	45.568	4	8	1:12.952	2	2	27.777	6	66	Maers-Martin	2:27.412	10	2:26.029	+1.383
10	117	45.585	2	32	1:13.708	3	16	27.790	9	31	Michael Gans	2:27.537	2	2:27.537	+0.000
11	12	45.950	7	12	1:14.165	8	66	27.914	10	29	Ahlers-Bellinger	2:28.248	3	2:28.248	+0.000
12	29	46.176	3	83	1:14.798	8	35	28.098	9	32	Lendoudis-Aguas	2:29.569	3	2:28.692	+0.877
13	32	46.280	4	29	1:14.923	3	12	28.141	4	12	Brooks-Smith	2:30.293	6	2:28.256	+2.037
14	122	46.728	4	42	1:14.929	9	42	28.172	8	57	Ben Adams	2:30.431	10	2:29.906	+0.525
15	42	46.764	4	123	1:15.018	6	3	28.218	2	122	Harris-Needell	2:31.036	4	2:30.780	+0.256
16	57	46.878	6	31	1:15.054	2	23	28.468	8	42	Paul Woolley	2:31.043	9	2:29.865	+1.178
17	83	46.923	5	61	1:15.371	9	122	28.491	3	83	David Hart	2:31.133	8	2:30.601	+0.532
18	61	47.027	8	57	1:15.416	10	4	28.598	1	123	Simon Ashworth	2:31.974	5	2:31.695	+0.279
19	23	47.181	6	122	1:15.561	4	32	28.704	3	61	Fierro Eleta-Hart	2:32.132	8	2:31.322	+0.810
20	4	47.482	1	23	1:15.960	10	21	28.768	3	4	Champion-Stretton	2:33.020	1	2:33.020	+0.000
21	123	47.487	5	48	1:16.575	3	83	28.880	6	6	John Young	2:33.745	4	2:33.745	+0.000
22	6	47.672	4	5	1:16.927	10	48	28.889	5	3	Fowler-Lovett	2:33.824	4	2:33.147	+0.677
23	48	47.745	3	6	1:16.933	4	79	28.921	8	23	Jürg Tobler	2:34.022	9	2:31.609	+2.413
24	3	47.769	4	4	1:16.940	1	61	28.924	7	48	Thomas-Lyons	2:34.034	1	2:33.209	+0.825
25	27	47.945	2	3	1:17.160	4	117	28.977	4	21	Yates-Mitchell	2:35.544	3	2:35.142	+0.402
26	10	48.005	5	10	1:17.283	4	6	29.140	4	18	Ditheridge-Cannell	2:36.166	3	2:36.166	+0.000
27	21	48.022	4	18	1:17.810	3	123	29.190	5	77	Mahmoud-Bustros	2:36.207	8	2:36.185	+0.022
28	77	48.363	8	9	1:18.025	10	26	29.610	3	10	Gillett-Smith	2:36.335	4	2:35.214	+1.121
29	9	48.391	8	27	1:18.153	8	77	29.652	8	5	Michael Malone	2:36.713	10	2:35.148	+1.565
30	5	48.432	9	77	1:18.170	9	5	29.789	8	9	Serge Kriknoff	2:36.980	10	2:36.450	+0.530
31	18	48.555	3	21	1:18.352	3	18	29.801	3	27	Stefan Ziegler	2:37.214	8	2:36.375	+0.839
32	99	48.682	8	85	1:18.485	2	14	29.844	2	35	Gregory De Prins	2:37.217	6	2:36.973	+0.244
33	85	48.721	4	99	1:18.679	6	10	29.926	4	85	Fell-Nuthall	2:37.589	2	2:37.302	+0.287
34	30	48.980	7	79	1:18.744	8	9	30.034	7	79	Palmer-Cross	2:37.806	8	2:37.759	+0.047
35	35	49.228	8	30	1:19.152	5	85	30.096	2	99	Keen-McAlpine	2:38.401	7	2:37.610	+0.791
36	26	49.376	4	25	1:19.382	5	99	30.249	6	30	Ball C-Ball N	2:39.348	7	2:39.038	+0.310
37	14	49.498	2	35	1:19.647	6	27	30.277	7	14	Andrew McAlpine	2:39.402	1	2:39.318	+0.084
38	111	49.617	5	14	1:19.976	3	25	30.451	5	26	Bernberg-Ugo	2:39.477	3	2:39.309	+0.168
39	25	49.871	5	111	1:20.028	2	111	30.588	7	25	Paul Griffin	2:39.704	5	2:39.704	+0.000
40	70	50.073	8	26	1:20.323	3	68	30.838	6	111	Hans Hübner	2:41.194	8	2:40.233	+0.961
41	79	50.094	7	70	1:21.104	8	30	30.906	8	70	Nagamatsu-McClurç	2:43.717	7	2:43.182	+0.535
42	19	50.737	8	19	1:22.284	8	19	31.358	7	19	Emmerling-Hooper	2:44.759	8	2:44.379	+0.380
43	68	51.392	9	36	1:22.739	4	45	31.393	6	68	Marc Gordon	2:45.035	6	2:45.023	+0.012
44	45	51.511	6	68	1:22.793	6	36	31.621	4	45	Marc Valvekens	2:47.672	6	2:47.390	+0.282
45	22	51.878	1	22	1:23.671	1	70	32.005	7	36	Barrett-Shepherd	2:48.796	4	2:46.777	+2.019
46	36	52.417	5	45	1:24.486	5	22	32.925	0	22	Costas Michael	2:52.639	1	2:48.474	+4.165
47	221			221			221			221	Mark Dwyer				+



Session Start: 09:56:30 - Finish: 10:23:33

Weather/Track Conditions: Bright / Drying

Circuit: Silverstone Historic Grand Prix

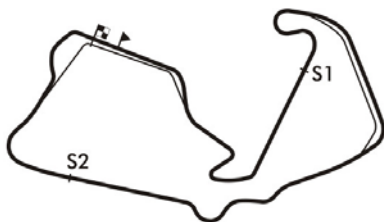
Track Length: 5.857 Km - 3.6394 miles

# Silverstone Classic - 28 - 30 Jul 2017

## Stirling Moss Trophy For Pre '61 Sports Cars

### Qualifying for Race 3 - Best Sector Speeds

	NO	SECTOR 1	MPH	NO	SECTOR 2	MPH	NO	SECTOR 3	MPH
1	33	Jon Minshaw	134.5	2	Gary Pearson	148.1	117	Milner-Greensall	95.7
2	41	Chris Ward	133.7	117	Milner-Greensall	144.0	42	Paul Woolley	95.1
3	16	Richard Kent	132.9	123	Simon Ashworth	143.7	8	Wood-Nuthall	94.9
4	32	Lendoudis-Aguas	132.6	33	Jon Minshaw	140.4	2	Gary Pearson	94.8
5	2	Gary Pearson	132.1	8	Wood-Nuthall	135.3	33	Jon Minshaw	94.5
6	88	Rob Barff	131.6	12	Brooks-Smith	135.3	41	Chris Ward	94.3
7	117	Milner-Greensall	131.6	83	David Hart	135.0	88	Rob Barff	93.9
8	123	Simon Ashworth	130.8	61	Fierro Eleta-Hart	134.5	1	Bryant G-Bryant O	93.6
9	12	Brooks-Smith	130.1	6	John Young	130.8	16	Richard Kent	92.7
10	61	Fierro Eleta-Hart	129.1	10	Gillett-Smith	130.6	66	Maeers-Martin	92.4
11	8	Wood-Nuthall	127.8	1	Bryant G-Bryant O	130.1	31	Michael Gans	92.1
12	66	Maeers-Martin	127.3	5	Michael Malone	126.9	12	Brooks-Smith	91.6
13	122	Harris-Needell	126.9	85	Fell-Nuthall	124.7	123	Simon Ashworth	91.4
14	1	Bryant G-Bryant O	126.4	25	Paul Griffin	123.6	83	David Hart	91.3
15	31	Michael Gans	124.0	18	Ditheridge-Cannell	123.4	32	Lendoudis-Aguas	90.9
16	27	Stefan Ziegler	123.8	77	Mahmoud-Bustros	121.4	29	Ahlers-Bellinger	90.7
17	83	David Hart	122.9	9	Serge Kriknoff	120.5	122	Harris-Needell	90.7
18	6	John Young	120.9	36	Barrett-Shepherd	120.5	23	Jürg Tobler	90.0
19	10	Gillett-Smith	120.9	4	Champion-Stretton	119.4	61	Fierro Eleta-Hart	89.8
20	30	Ball C-Ball N	119.4	68	Marc Gordon	118.8	18	Ditheridge-Cannell	89.7
21	85	Fell-Nuthall	119.4	29	Ahlers-Bellinger	118.1	27	Stefan Ziegler	89.5
22	5	Michael Malone	117.9	57	Ben Adams	117.9	57	Ben Adams	89.4
23	25	Paul Griffin	117.9	23	Jürg Tobler	116.7	4	Champion-Stretton	88.8
24	42	Paul Woolley	117.9	70	Nagamatsu-McClurg	115.9	10	Gillett-Smith	88.4
25	4	Champion-Stretton	116.7	26	Bernberg-Ugo	115.1	3	Fowler-Lovett	88.1
26	18	Ditheridge-Cannell	116.7	79	Palmer-Cross	111.8	5	Michael Malone	88.1
27	9	Serge Kriknoff	115.9	21	Yates-Mitchell	111.5	6	John Young	88.1
28	57	Ben Adams	114.7	45	Marc Valvekens	111.1	9	Serge Kriknoff	87.8
29	29	Ahlers-Bellinger	114.5	22	Costas Michael	109.3	77	Mahmoud-Bustros	87.7
30	23	Jürg Tobler	113.4	19	Emmerling-Hooper	108.8	85	Fell-Nuthall	87.4
31	99	Keen-McAlpine	113.4	35	Gregory De Prins	106.7	30	Ball C-Ball N	86.8
32	77	Mahmoud-Bustros	113.2	221	Mark Dwyer	90.3	21	Yates-Mitchell	86.4
33	68	Marc Gordon	113.0	3	Fowler-Lovett	0.0	111	Hans Hübner	86.1
34	70	Nagamatsu-McClurg	113.0	14	Andrew McAlpine	0.0	26	Bernberg-Ugo	85.8
35	111	Hans Hübner	113.0	16	Richard Kent	0.0	25	Paul Griffin	85.6
36	48	Thomas-Lyons	112.0	27	Stefan Ziegler	0.0	35	Gregory De Prins	84.9
37	21	Yates-Mitchell	111.8	30	Ball C-Ball N	0.0	45	Marc Valvekens	84.4
38	14	Andrew McAlpine	110.6	31	Michael Gans	0.0	19	Emmerling-Hooper	84.3
39	26	Bernberg-Ugo	110.6	32	Lendoudis-Aguas	0.0	14	Andrew McAlpine	84.2
40	79	Palmer-Cross	109.7	41	Chris Ward	0.0	79	Palmer-Cross	84.1



**Session Start: 09:56:30 - Finish: 10:23:33**  
**Weather/Track Conditions: Bright / Drying**  
**Circuit: Silverstone Historic Grand Prix**  
**Track Length: 5.857 Km - 3.6394 miles**

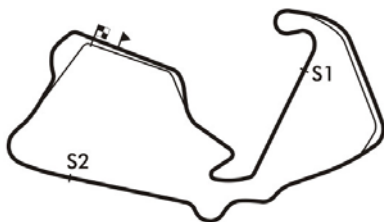


# Silverstone Classic - 28 - 30 Jul 2017

## Stirling Moss Trophy For Pre '61 Sports Cars

### Qualifying for Race 3 - Best Sector Speeds

41	36	Barrett-Shepherd	109.1	42	Paul Woolley	0.0	70	Nagamatsu-McClurg	83.9
42	3	Fowler-Lovett	108.6	48	Thomas-Lyons	0.0	22	Costas Michael	82.8
43	19	Emmerling-Hooper	107.4	66	Maeers-Martin	0.0	36	Barrett-Shepherd	82.2
44	45	Marc Valvekens	107.2	88	Rob Barff	0.0	68	Marc Gordon	81.9
45	22	Costas Michael	105.4	99	Keen-McAlpine	0.0	221	Mark Dwyer	71.1
46	35	Gregory De Prins	104.7	111	Hans Hübner	0.0	48	Thomas-Lyons	0.0
47	221	Mark Dwyer	92.1	122	Harris-Needell	0.0	99	Keen-McAlpine	0.0



**Session Start: 09:56:30 - Finish: 10:23:33**  
**Weather/Track Conditions: Bright / Drying**  
**Circuit: Silverstone Historic Grand Prix**  
**Track Length: 5.857 Km - 3.6394 miles**



**Silverstone Classic - 28 - 30 Jul 2017**

**Stirling Moss Trophy For Pre '61 Sports Cars**

**Race 3 - Starting Grid**

Sheet No:

Start Time : 10:20 - Heat Duration : 50 Minutes

23	45	<b>36</b> Barrett-Shepherd	46	<b>22</b> Costas Michael
22	43	<b>68</b> Marc Gordon	44	<b>45</b> Marc Valvekens
21	41	<b>70</b> Nagamatsu-McClurg	42	<b>19</b> Emmerling-Hooper
20	39	<b>25</b> Paul Griffin	40	<b>111</b> Hans Hübner
19	37	<b>14</b> Andrew McAlpine	38	<b>26</b> Bernberg-Ugo
18	35	<b>99</b> Keen-McAlpine	36	<b>30</b> Ball C-Ball N
17	33	<b>85</b> Fell-Nuthall	34	<b>79</b> Palmer-Cross
16	31	<b>27</b> Stefan Ziegler	32	<b>35</b> Gregory De Prins
15	29	<b>5</b> Michael Malone	30	<b>9</b> Serge Krikhoff
14	27	<b>77</b> Mahmoud-Bustros	28	<b>10</b> Gillett-Smith
13	25	<b>21</b> Yates-Mitchell	26	<b>18</b> Ditheridge-Cannell
12	23	<b>23</b> Jürg Tobler	24	<b>48</b> Thomas-Lyons
11	21	<b>6</b> John Young	22	<b>3</b> Fowler-Lovett
10	19	<b>61</b> Fierro Eleta-Hart	20	<b>4</b> Champion-Stretton
9	17	<b>83</b> David Hart	18	<b>123</b> Simon Ashworth
8	15	<b>122</b> Harris-Needell	16	<b>42</b> Paul Woolley
7	13	<b>12</b> Brooks-Smith	14	<b>57</b> Ben Adams

Car 221 did not complete a qualifying lap

Circuit: Silverstone Historic Grand Prix  
Track Length: 5.857 Km - 3.6394 miles

These results are provisional until the conclusion of any judicial and technical matters.

Clerk of the Course:

Timekeeper:

Issued at:



**Silverstone Classic - 28 - 30 Jul 2017**

**Stirling Moss Trophy For Pre '61 Sports Cars**

**Race 3 - Starting Grid**

Sheet No:

Start Time : 10:20 - Heat Duration : 50 Minutes

6	11	<b>29</b> Ahlers-Bellinger	12	<b>32</b> Lendoudis-Aguas
5	9	<b>66</b> Maeers-Martin	10	<b>31</b> Michael Gans
4	7	<b>16</b> Richard Kent	8	<b>117</b> Milner-Greensall
3	5	<b>8</b> Wood-Nuthall	6	<b>2</b> Gary Pearson
2	3	<b>88</b> Rob Barff	4	<b>33</b> Jon Minshaw
1	1	<b>1</b> Bryant G-Bryant O	2	<b>41</b> Chris Ward

ROW **Pole Right**

Car 221 did not complete a qualifying lap

Circuit: Silverstone Historic Grand Prix  
Track Length: 5.857 Km - 3.6394 miles

These results are provisional until the conclusion of any judicial and technical matters.

Clerk of the Course:

Timekeeper:

Issued at:





## Silverstone Classic - 28 - 30 Jul 2017

### John Fitzpatrick Trophy For Under 2 Litre Touring Cars (U2TC) Qualifying for Race 4 - Classification

Sheet No:

POS	NO	DRIVER/S	CLASS	CLASS POS	CAR MAKE / MODEL	TIME	ON	LAPS	GAP	DIFF	MPH
1	7	Steve Soper	C	1	Ford Lotus Cortina	2:32.501	3	7			85.91
2	13	Wolfe-Meaden	C	2	Ford Lotus Cortina	2:33.019	6	9	0.518	0.518	85.62
3	97	Mark Sumpter	C	3	Ford Lotus Cortina	2:33.410	9	10	0.909	0.391	85.40
4	51	Perfetti Am-Perfetti Au	C	4	Ford Lotus Cortina	2:34.210	5	10	1.709	0.800	84.96
5	77	Ward-Jones	C	5	Ford Lotus Cortina	2:34.526	9	9	2.025	0.316	84.79
6	52	Dutton-Brown	C	6	Ford Lotus Cortina	2:34.586	7	7	2.085	0.060	84.75
7	100	Shaw-Hyett	D	1	BMW 1800 TISA	2:34.795	2	9	2.294	0.209	84.64
8	78	Mark Jones	C	7	Ford Lotus Cortina Mk1	2:34.940	1	9	2.439	0.145	84.56
9	91	Martin Strommen	C	8	Ford Lotus Cortina	2:36.032	6	8	3.531	1.092	83.97
10	38	Hazell-Stretton	C	9	Ford Lotus Consul Cortina	2:36.237	4	9	3.736	0.205	83.86
11	142	John Spiers	C	10	Ford Cortina	2:36.376	4	9	3.875	0.139	83.78
12	87	Lewis-Kelly	B	1	Morris Mini Cooper S	2:36.382	5	5	3.881	0.006	83.78
13	43	Chris Middlehurst	B	2	Morris Mini Cooper S	2:36.692	4	9	4.191	0.310	83.61
14	79	Martin-Haddon	C	11	Ford Lotus Cortina	2:37.011	8	9	4.510	0.319	83.44
15	888	Wheeler-Owens	B	3	Morris Mini Cooper S	2:37.399	9	9	4.898	0.388	83.24
16	42	Curley-Solis	B	4	Austin Mini Cooper S	2:37.471	9	9	4.970	0.072	83.20
17	170	Jewell-Myers	C	12	Ford Consul Cortina	2:37.773	3	9	5.272	0.302	83.04
18	71	Kubota-Middlehurst	C	13	Ford Lotus Cortina	2:37.801	4	9	5.300	0.028	83.03
19	96	Walker R-Walker J	C	14	Ford Lotus Cortina	2:37.979	3	9	5.478	0.178	82.93
20	59	Birkett-Littlejohn	B	5	Morris Mini Cooper S	2:38.295	9	9	5.794	0.316	82.77
21	15	Churchill-Baldwin	B	6	Austin Mini Cooper S	2:38.399	9	9	5.898	0.104	82.71
22	11	Kane Astin	B	7	Mini Cooper S	2:38.756	8	9	6.255	0.357	82.53
23	98	Pattle G-Pattle T	C	15	Ford Lotus Cortina	2:38.793	3	3	6.292	0.037	82.51
24	21	Steve Maxted	B	8	Austin Mini Cooper S	2:39.045	9	10	6.544	0.252	82.38
25	41	Attard-Smith	C	16	Ford Lotus Cortina	2:39.329	9	9	6.828	0.284	82.23
26	2	Neal Gordon	B	9	Austin Mini Cooper	2:39.401	6	8	6.900	0.072	82.19
27	9	Wright-Twyman	B	10	Morris Mini Cooper S	2:39.589	9	9	7.088	0.188	82.10
28	195	Smail-Mann	C	17	Ford Lotus Cortina	2:40.201	5	9	7.700	0.612	81.78
29	67	Pink-Mansell	C	18	Ford Lotus Cortina	2:40.609	9	9	8.108	0.408	81.58
30	48	James-Letts	D	2	BMW 1800 Ti	2:40.723	9	9	8.222	0.114	81.52
31	28	Brian Johnson	B	11	Austin Mini Cooper S	2:41.299	8	9	8.798	0.576	81.23
32	20	Blakeney Edwards-Hunt	B	12	Morris Mini Cooper S	2:41.677	3	9	9.176	0.378	81.04
33	29	Parsons-Iltingworth	B	13	Morris Mini Cooper S	2:41.955	3	9	9.454	0.278	80.90
34	84	Steve Jones	B	14	Morris Mini Cooper S	2:43.158	3	6	10.657	1.203	80.30
35	155	Raymond Low	B	15	Austin Mini Cooper S	2:43.911	8	9	11.410	0.753	79.93
36	81	Goff M-Goff I	D	3	BMW 1800 TI	2:44.565	3	4	12.064	0.654	79.61
37	57	Steele-Overington	C	19	Ford Lotus Cortina	2:48.083	2	8	15.582	3.518	77.95
38	3	Robert Nyquist	B	16	Austin Mini Cooper S	2:48.412	7	8	15.911	0.329	77.80
39	110	Patterson-Dunbar	D	4	BMW 1800 Ti	2:48.794	3	8	16.293	0.382	77.62
40	106	Chase-Gardener-Hartogs	C	20	Alfa Romeo Giulia Sprint	2:50.709	3	8	18.208	1.915	76.75
41	75	Richard Bateman	C	21	Ford Lotus Cortina	2:51.177	5	9	18.676	0.468	76.54
42	61	Alexandru Ciolan	B	17	Austin Mini Cooper S	2:53.427	6	7	20.926	2.250	75.55

Car 79 requires a working transponder - Regulation Q.12.2.1 refers.

A 30 second penalty will be applied if not working in the race.

Cars 21 & 98 - transponder working intermittently, please check position.

Car 2 - has 2 transponders fitted.

Session Start: 10:45:19 - Finish: 11:12:21

Weather/Track Conditions: Cloud / Dry

Circuit: Silverstone Historic Grand Prix

Track Length: 5.857 Km - 3.6394 miles

These results are provisional until the conclusion of any judicial and technical matters.

Clerk of the Course:

Timekeeper:

Issued at:



# Silverstone Classic - 28 - 30 Jul 2017

## John Fitzpatrick Trophy For Under 2 Litre Touring Cars (U2TC)

### Qualifying for Race 4 - Sector Analysis

21 Steve Maxted (B)								Austin Mini Cooper S							
lap	Sect-1	Speed	Sect-2	Speed	Sect-3	Speed	Laptime Pit	lap	Sect-1	Speed	Sect-2	Speed	Sect-3	Speed	Laptime Pit
1	51.249	103.4	1:21.790		30.281		2:43.320	6							2:40.792
2					29.414		2:40.313	7							2:39.739
3					29.868		2:41.794	8							2:40.009
4	49.796	106.4	1:20.775		29.907		2:40.478	9							2:39.045
5	50.230	104.2					2:40.534	10							2:39.242

28 Brian Johnson (B)								Austin Mini Cooper S							
lap	Sect-1	Speed	Sect-2	Speed	Sect-3	Speed	Laptime Pit	lap	Sect-1	Speed	Sect-2	Speed	Sect-3	Speed	Laptime Pit
1					31.082		2:46.689	6	50.874	105.8	1:21.507		29.881		2:42.262
2	51.042	104.4	1:23.394		31.016		2:45.452	7	50.509	105.0	1:21.551		29.519		2:41.579
3	51.319	103.2	1:22.567		30.929	80.3	2:44.815	8	50.697	102.8	1:21.231		29.371		2:41.299
4	50.667	94.1	2:42.246		30.647		4:03.560 P	9	50.363	101.2	1:21.409		29.908	82.8	2:41.680
5					30.195		2:44.638	10							

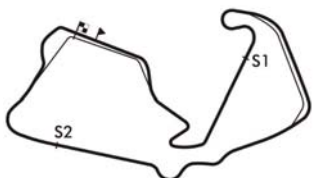
29 Parsons-Iltingworth (B)								Morris Mini Cooper S							
lap	Sect-1	Speed	Sect-2	Speed	Sect-3	Speed	Laptime Pit	lap	Sect-1	Speed	Sect-2	Speed	Sect-3	Speed	Laptime Pit
1	54.738	97.3	1:25.456	106.5	31.195	81.3	2:51.389	6	53.720	103.6	1:22.923	106.9	30.226	74.3	2:46.869
2	54.159	102.9	1:21.915	107.0	30.299	83.5	2:46.373	7	50.937	104.7	1:23.182	103.7	30.767	76.5	2:44.886
3	50.165	104.2	1:21.465	106.7	30.325	83.8	2:41.955	8	51.522	103.9	1:22.944	107.9	33.815	70.4	2:48.281
4	50.151	104.5	1:24.454	94.4	32.852	75.3	2:47.457	9	53.695	103.4	1:22.798	105.4	30.685	80.4	2:47.178
5	56.013	90.9	2:50.626	99.3	32.968	73.8	4:19.607 P	10							

38 Hazell-Stretton (C)								Ford Lotus Consul Cortina							
lap	Sect-1	Speed	Sect-2	Speed	Sect-3	Speed	Laptime Pit	lap	Sect-1	Speed	Sect-2	Speed	Sect-3	Speed	Laptime Pit
1	51.048	108.6	1:19.611		30.193	77.6	2:40.852	6	49.958	106.9	2:42.552		32.485	83.1	4:04.995 P
2	49.900	109.3	1:24.812		31.031	86.3	2:45.743	7	50.733	108.8	1:22.465		30.217	83.4	2:43.415
3	53.443	96.7	1:19.758		28.832	85.8	2:42.033	8	51.260	107.0	1:21.904		30.111	83.3	2:43.275
4	49.038	109.7	1:18.652		28.547	86.4	2:36.237	9	50.651	108.2	1:21.064		29.673	85.3	2:41.388
5	48.968	108.9	1:19.402		28.953	84.4	2:37.323	10							

41 Attard-Smith (C)								Ford Lotus Cortina							
lap	Sect-1	Speed	Sect-2	Speed	Sect-3	Speed	Laptime Pit	lap	Sect-1	Speed	Sect-2	Speed	Sect-3	Speed	Laptime Pit
1	54.385	100.8	1:25.415		31.687	78.4	2:51.487	6	51.147	105.0	1:20.439		29.158	83.6	2:40.744
2	51.908	105.0	1:23.327		31.625	80.7	2:46.860	7	50.614	106.2	1:20.590		30.180	76.3	2:41.384
3	52.117	96.0	3:05.583		29.561	81.7	4:27.261 P	8	50.006	105.7	1:20.714		29.150	83.2	2:39.870
4	51.245	104.2	1:21.878		29.104	82.3	2:42.227	9	49.724	105.7	1:20.351		29.254	83.6	2:39.329
5	50.924	106.0	1:20.708		29.073	83.2	2:40.705	10							

42 Curley-Solis (B)								Austin Mini Cooper S							
lap	Sect-1	Speed	Sect-2	Speed	Sect-3	Speed	Laptime Pit	lap	Sect-1	Speed	Sect-2	Speed	Sect-3	Speed	Laptime Pit
1	51.258	105.0	1:20.686	106.5	29.577	82.5	2:41.521	6	50.278	104.7	1:20.504	105.5	29.803	81.1	2:40.585
2	49.369	106.4	1:20.136	106.2	30.826	85.1	2:40.331	7	49.785	104.7	1:20.112	107.7	29.443	83.1	2:39.340
3	49.974	104.5	1:19.476	105.7	28.853	83.4	2:38.303	8	54.327	102.9	1:21.530	95.7	29.810	83.2	2:45.667
4	49.310	104.7	1:19.760	104.0	28.861	83.9	2:37.931	9	49.298	105.5	1:19.159	108.8	29.014	83.4	2:37.471
5	49.848	104.0	2:39.140	107.7	31.235	81.0	4:00.223 P	10							

43 Chris Middlehurst (B)								Morris Mini Cooper S							
lap	Sect-1	Speed	Sect-2	Speed	Sect-3	Speed	Laptime Pit	lap	Sect-1	Speed	Sect-2	Speed	Sect-3	Speed	Laptime Pit
1	49.706	103.9	1:19.494		28.814	84.2	2:38.014	6	50.584	98.8	1:21.248		28.913	83.6	2:40.745
2	54.848	77.9	1:22.514		28.801	84.2	2:46.163	7	49.409	97.4	2:50.923		28.709	83.7	4:09.041 P
3	49.383	103.9	1:19.250		28.581	84.1	2:37.214	8	50.606	99.9	2:31.870		29.882	83.4	3:52.358 P
4	49.125	103.7	1:19.183		28.384	83.8	2:36.692	9	50.325	95.3	1:19.727		29.767	84.2	2:39.819
5	50.178	100.2	1:26.511		29.528	83.1	2:46.217	10							



**Session Start: 10:45:19 - Finish: 11:12:21**  
**Weather/Track Conditions: Cloud / Dry**  
**Circuit: Silverstone Historic Grand Prix**  
**Track Length: 5.857 Km - 3.6394 miles**

## Silverstone Classic - 28 - 30 Jul 2017

### John Fitzpatrick Trophy For Under 2 Litre Touring Cars (U2TC)

#### Qualifying for Race 4 - Sector Analysis

48 James-Letts (D)								BMW 1800 Ti							
lap	Sect-1	Speed	Sect-2	Speed	Sect-3	Speed	Laptime Pit	lap	Sect-1	Speed	Sect-2	Speed	Sect-3	Speed	Laptime Pit
1	51.251	100.6	1:23.740		31.467	75.1	2:46.458	6	49.479	110.0	1:20.787		30.465	72.9	2:40.731
2	54.845	99.0	1:23.902		31.568	80.8	2:50.315	7	50.848	109.5	1:20.507		30.039	81.6	2:41.394
3	51.735	104.9	1:23.360		32.770	79.9	2:47.865	8	50.256	109.1	1:21.238		29.606	79.6	2:41.100
4	51.891	101.4	2:50.446		30.216	83.7	4:12.553 P	9	50.105	109.8	1:20.818		29.800	85.3	2:40.723
5	50.732	107.4	1:21.655		29.990	81.8	2:42.377	10							

51 Perfetti Am-Perfetti Au (C)								Ford Lotus Cortina							
lap	Sect-1	Speed	Sect-2	Speed	Sect-3	Speed	Laptime Pit	lap	Sect-1	Speed	Sect-2	Speed	Sect-3	Speed	Laptime Pit
1	49.281	112.0	1:18.450	115.3	30.159	78.5	2:37.890	6	48.472	112.6	1:17.445	117.7	28.953	84.2	2:34.870
2	49.623	112.8	1:18.764	114.7	29.550	83.7	2:37.937	7	48.442	114.1	1:18.233	115.1	28.672	85.2	2:35.347
3	49.342	107.9	2:42.553	114.5	29.384	87.3	4:01.279 P	8	48.081	113.0	1:18.398	114.7	29.435	85.4	2:35.914
4	49.322	111.3	1:17.945	115.3	28.630	87.3	2:35.897	9	49.374	112.4	1:17.433	116.9	28.638	86.3	2:35.445
5	48.164	113.7	1:17.675	116.3	28.371	86.8	2:34.210	10	48.295	113.6	1:21.242	78.3	39.507	69.2	2:49.044

52 Dutton-Brown (C)								Ford Lotus Cortina							
lap	Sect-1	Speed	Sect-2	Speed	Sect-3	Speed	Laptime Pit	lap	Sect-1	Speed	Sect-2	Speed	Sect-3	Speed	Laptime Pit
1	49.674	111.5	1:18.015	115.1	29.227	86.0	2:36.916	5	48.951	114.7	1:18.081	117.9	28.778	87.6	2:35.810
2	47.941	113.0	1:18.361	115.3	28.925	87.3	2:35.227	6	49.183	117.1	1:17.995	118.8	30.438	84.8	2:37.616
3	48.315	109.1	1:18.020	117.5	29.098	87.6	2:35.433	7	47.502	117.3	1:17.582	117.5	29.502	81.8	2:34.586
4	48.337	106.5	2:42.576	119.0	29.623	83.5	4:00.536 P	8							

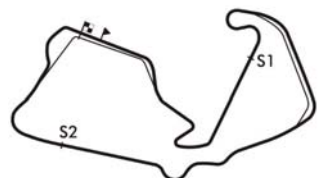
57 Steele-Overington (C)								Ford Lotus Cortina							
lap	Sect-1	Speed	Sect-2	Speed	Sect-3	Speed	Laptime Pit	lap	Sect-1	Speed	Sect-2	Speed	Sect-3	Speed	Laptime Pit
1	1:04.798	102.1	1:24.133		32.021	81.1	3:00.952	5	54.833	101.5	1:26.199		35.773	73.9	2:56.805
2	52.980	106.7	1:23.573		31.530	81.6	2:48.083	6	56.359	101.8	1:27.368		34.220	73.2	2:57.947
3	52.009	98.5	3:18.012		35.138	73.9	4:45.159 P	7	54.126	92.8	1:27.006		34.729	74.7	2:55.861
4	55.437	95.9	1:27.895		34.536	74.0	2:57.868	8	54.190	102.3	1:26.572		33.984	76.3	2:54.746

59 Birkett-Littlejohn (B)								Morris Mini Cooper S							
lap	Sect-1	Speed	Sect-2	Speed	Sect-3	Speed	Laptime Pit	lap	Sect-1	Speed	Sect-2	Speed	Sect-3	Speed	Laptime Pit
1	53.733	99.6	1:26.141	102.5	31.509	74.3	2:51.383	6	50.415	102.0	1:20.624	104.4	29.613	78.7	2:40.652
2	51.978	100.8	1:25.094	102.1	31.167	71.5	2:48.239	7	50.168	103.4	1:21.355	101.5	32.276	82.2	2:43.799
3	52.356	99.3	1:24.298	100.6	31.013	80.2	2:47.667	8	50.345	102.9	1:21.439	100.9	32.806	83.0	2:44.590
4	51.875	99.9	1:24.884	101.1	31.189	79.6	2:47.948	9	49.586	103.4	1:19.872	104.5	28.837	81.0	2:38.295
5	53.268	89.8	2:31.500	103.4	29.308	82.6	3:54.076 P	10							

61 Alexandru Ciolan (B)								Austin Mini Cooper S							
lap	Sect-1	Speed	Sect-2	Speed	Sect-3	Speed	Laptime Pit	lap	Sect-1	Speed	Sect-2	Speed	Sect-3	Speed	Laptime Pit
1	56.244	97.8	1:30.059		34.247	75.7	3:00.550	5	53.507	100.0	1:27.358		32.858	78.2	2:53.723
2	55.937	96.6	1:29.673		33.416	78.3	2:59.026	6	53.440	99.6	1:27.461		32.526	71.4	2:53.427
3	53.953	99.9	1:28.141		32.826	74.5	2:54.920	7	55.259	99.4	1:28.997		32.505	75.8	2:56.761
4	54.051	98.7	1:28.137		32.357	75.5	2:54.545	8							

67 Pink-Mansell (C)								Ford Lotus Cortina							
lap	Sect-1	Speed	Sect-2	Speed	Sect-3	Speed	Laptime Pit	lap	Sect-1	Speed	Sect-2	Speed	Sect-3	Speed	Laptime Pit
1	52.190	107.5	1:23.437		31.100	82.0	2:46.727	6	50.027	110.2	1:22.479		31.088	76.5	2:43.594
2	52.490	108.6	1:22.825		31.147	81.3	2:46.462	7	49.928	110.9	1:23.124		30.416	83.6	2:43.468
3	50.977	109.5	1:22.366		31.070	82.6	2:44.413	8	50.149	111.3	1:22.556		30.649	84.0	2:43.354
4	50.433	110.0	1:22.592		30.645	82.5	2:43.670	9	48.885	111.1	1:20.722		31.002	78.6	2:40.609
5	51.039	109.3	3:09.172		31.590	79.0	4:31.801 P	10							

71 Kubota-Middlehurst (C)								Ford Lotus Cortina							
lap	Sect-1	Speed	Sect-2	Speed	Sect-3	Speed	Laptime Pit	lap	Sect-1	Speed	Sect-2	Speed	Sect-3	Speed	Laptime Pit
1	53.366	105.7	1:21.335	114.9	30.139	83.7	2:44.840	6	49.159	112.8	1:19.443	115.7	29.451	86.0	2:38.053
2	51.081	104.4	1:20.361	115.1	29.624	84.8	2:41.066	7	50.100	112.0	3:01.323	112.6	31.311	80.8	4:22.734 P
3	48.802	109.8	1:19.657	114.7	29.966	84.6	2:38.425	8	54.751	112.6	1:21.010	116.7	30.453	84.4	2:46.214
4	48.888	113.0	1:19.387	115.7	29.526	85.8	2:37.801	9	49.731	113.7	1:19.830	116.9	30.871	77.4	2:40.432
5	49.156	113.7	1:19.207	116.3	30.834	80.1	2:39.197	10							



**Session Start: 10:45:19 - Finish: 11:12:21**  
**Weather/Track Conditions: Cloud / Dry**  
**Circuit: Silverstone Historic Grand Prix**  
**Track Length: 5.857 Km - 3.6394 miles**

# Silverstone Classic - 28 - 30 Jul 2017

## John Fitzpatrick Trophy For Under 2 Litre Touring Cars (U2TC)

### Qualifying for Race 4 - Sector Analysis

75 Richard Bateman (C)								Ford Lotus Cortina							
lap	Sect-1	Speed	Sect-2	Speed	Sect-3	Speed	Laptime Pit	lap	Sect-1	Speed	Sect-2	Speed	Sect-3	Speed	Laptime Pit
1	59.708	86.6	1:33.292		34.416	77.1	3:07.416	6	53.536	98.1	1:25.877		32.258	79.1	2:51.671
2	55.174	90.9	1:29.006		33.246	78.9	2:57.426	7	54.220	102.0	1:26.515		33.298	80.6	2:54.033
3	55.461	94.1	1:27.136		32.758	79.0	2:55.355	8	53.800	101.1	1:27.665		32.961	79.6	2:54.426
4	53.129	104.7	1:26.641		33.413	81.2	2:53.183	9	53.030	106.5	1:25.953		32.471	74.8	2:51.454
5	53.165	98.7	1:25.945		32.067	81.0	2:51.177	10							

77 Ward-Jones (C)								Ford Lotus Cortina							
lap	Sect-1	Speed	Sect-2	Speed	Sect-3	Speed	Laptime Pit	lap	Sect-1	Speed	Sect-2	Speed	Sect-3	Speed	Laptime Pit
1	48.983	111.3	1:20.873	111.1	29.653	84.3	2:39.509	6	48.114	112.2	1:17.981		28.508	85.9	2:34.603
2	48.934	111.1	1:19.552		29.588	83.3	2:38.074	7	47.942	113.7	1:18.964	113.6	28.696	85.4	2:35.602
3	48.953	112.0	1:20.029	112.8	29.361	83.8	2:38.343	8	47.975	113.7	1:18.932	112.2	28.784	85.8	2:35.691
4	51.128	98.0	2:58.659	113.4	28.873	85.7	4:18.660 P	9	47.939	110.9	1:18.029	113.9	28.558	84.7	2:34.526
5	48.541	112.6	1:17.859	113.7	28.502	85.4	2:34.902	10							

78 Mark Jones (C)								Ford Lotus Cortina Mk1							
lap	Sect-1	Speed	Sect-2	Speed	Sect-3	Speed	Laptime Pit	lap	Sect-1	Speed	Sect-2	Speed	Sect-3	Speed	Laptime Pit
1	48.927	113.0	1:17.489	115.5	28.524	87.4	2:34.940	6	55.663	92.8	1:24.314	91.1	30.373	84.1	2:50.350
2	48.664	111.8	1:17.835	113.6	28.914	86.6	2:35.413	7	48.992	103.9	1:18.817	115.9	29.461	85.3	2:37.270
3	48.133	113.2	1:18.237	114.5	28.957	87.2	2:35.327	8	49.806	77.1	1:26.084	85.9	37.256	85.8	2:53.146
4	54.034	91.8	4:02.671	109.3	29.109	81.2	5:25.814 P	9	48.721	113.4	1:19.582	114.9	29.008	85.2	2:37.311
5	59.440	62.1	1:25.573	105.4	29.963	86.7	2:54.976	10							

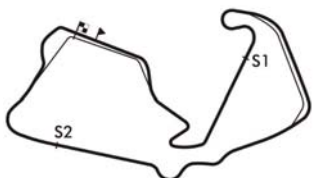
79 Martin-Haddon (C)								Ford Lotus Cortina							
lap	Sect-1	Speed	Sect-2	Speed	Sect-3	Speed	Laptime Pit	lap	Sect-1	Speed	Sect-2	Speed	Sect-3	Speed	Laptime Pit
1							2:45.225	6							2:38.541
2							2:45.020	7							2:38.077
3							2:41.446	8							2:37.011
4							2:40.883	9							2:37.492
5							4:25.147	10							

81 Goff M-Goff I (D)								BMW 1800 TI							
lap	Sect-1	Speed	Sect-2	Speed	Sect-3	Speed	Laptime Pit	lap	Sect-1	Speed	Sect-2	Speed	Sect-3	Speed	Laptime Pit
1	52.908	97.8	1:24.063		31.156	78.0	2:48.127	3	51.685	105.5	1:22.249		30.631	80.5	2:44.565
2	51.770	105.8	1:23.128		30.762	78.4	2:45.660	4	51.542	101.2	3:00.819		29.506	84.1	4:21.867 P

84 Steve Jones (B)								Morris Mini Cooper S							
lap	Sect-1	Speed	Sect-2	Speed	Sect-3	Speed	Laptime Pit	lap	Sect-1	Speed	Sect-2	Speed	Sect-3	Speed	Laptime Pit
1	53.312	102.5	1:23.159	106.0	30.609	83.4	2:47.080	4	51.209	104.4	1:21.688	106.0	31.012	81.5	2:43.909
2	51.337	102.5	1:22.334	105.8	30.045	81.0	2:43.716	5	50.494	105.0	1:22.306	107.0	30.392	79.2	2:43.192
3	51.090	103.4	1:21.894	106.0	30.174	81.0	2:43.158	6	51.564	103.7	1:21.941	107.5	30.269	82.0	2:43.774

87 Lewis-Kelly (B)								Morris Mini Cooper S							
lap	Sect-1	Speed	Sect-2	Speed	Sect-3	Speed	Laptime Pit	lap	Sect-1	Speed	Sect-2	Speed	Sect-3	Speed	Laptime Pit
1	50.642	100.6	1:20.543		33.030	84.0	2:44.215	4	49.362	103.7	1:19.546		28.654	83.6	2:37.562
2	10:13.959	37.9	3:56.770		28.920	83.7	14:39.649 P	5	49.339	104.0	1:18.385		28.658	84.7	2:36.382
3	49.718	102.6	1:19.514		29.035	82.3	2:38.267	6							

91 Martin Strommen (C)								Ford Lotus Cortina							
lap	Sect-1	Speed	Sect-2	Speed	Sect-3	Speed	Laptime Pit	lap	Sect-1	Speed	Sect-2	Speed	Sect-3	Speed	Laptime Pit
1	49.409	113.0	1:19.844	115.3	29.939	86.0	2:39.192	5	48.618	112.0	1:18.737	115.5	29.374	87.5	2:36.729
2	50.298	110.6	1:19.225	116.7	29.394	86.0	2:38.917	6	48.837	112.8	1:18.022	117.1	29.173	87.7	2:36.032
3	49.080	112.6	1:18.640	115.3	29.671	87.3	2:37.391	7	49.213	113.2	1:18.561	117.1	29.245	85.4	2:37.019
4	49.078	113.0	1:18.889	115.3	29.510	87.0	2:37.477	8	50.064	113.0	1:19.283	114.9	29.654	87.2	2:39.001



**Session Start: 10:45:19 - Finish: 11:12:21**  
**Weather/Track Conditions: Cloud / Dry**  
**Circuit: Silverstone Historic Grand Prix**  
**Track Length: 5.857 Km - 3.6394 miles**

# Silverstone Classic - 28 - 30 Jul 2017

## John Fitzpatrick Trophy For Under 2 Litre Touring Cars (U2TC)

### Qualifying for Race 4 - Sector Analysis

96 Walker R-Walker J (C)								Ford Lotus Cortina							
lap	Sect-1	Speed	Sect-2	Speed	Sect-3	Speed	Laptime Pit	lap	Sect-1	Speed	Sect-2	Speed	Sect-3	Speed	Laptime Pit
1	53.577	106.4	1:20.980	110.9	29.763	86.1	2:44.320	6	52.005	95.2	1:22.325	110.9	32.636	75.7	2:46.966
2	48.903	109.5	1:20.718	108.8	29.546	85.2	2:39.167	7	50.769	108.9	1:21.385	111.7	31.076	78.8	2:43.230
3	48.758	109.7	1:19.871	111.7	29.350	84.7	2:37.979	8	51.027	108.9	1:23.627	108.2	31.394	81.7	2:46.048
4	48.691	110.0	1:30.734	103.9	30.689	79.6	2:50.114	9	51.609	103.6	1:22.543	104.2	30.567	83.3	2:44.719
5	49.904	107.4	2:28.194	111.1	31.473	82.0	3:49.571 P	10							

97 Mark Sumpter (C)								Ford Lotus Cortina							
lap	Sect-1	Speed	Sect-2	Speed	Sect-3	Speed	Laptime Pit	lap	Sect-1	Speed	Sect-2	Speed	Sect-3	Speed	Laptime Pit
1	50.140	114.9	1:19.892	116.9	32.603	87.0	2:42.635	6	47.790	115.5	1:17.212	116.9	28.460	86.7	2:33.462
2	53.316	74.7	1:25.758	88.7	32.970	88.0	2:52.044	7	47.867	115.9	1:18.119	117.9	29.693	85.5	2:35.679
3	48.313	111.7	1:18.589	115.5	28.983	84.7	2:35.885	8	50.622	76.2	1:34.609	85.5	31.425	87.8	2:56.656
4	47.856	114.7	1:17.436	117.5	28.493	87.6	2:33.785	9	47.869	115.3	1:17.258	118.4	28.283	87.7	2:33.410
5	47.747	116.9	1:17.339	116.5	28.569	86.1	2:33.655	10	48.859	115.1	1:21.993	95.6	29.629	84.5	2:40.481

98 Pattle G-Pattle T (C)								Ford Lotus Cortina							
lap	Sect-1	Speed	Sect-2	Speed	Sect-3	Speed	Laptime Pit	lap	Sect-1	Speed	Sect-2	Speed	Sect-3	Speed	Laptime Pit
1	52.285	101.8	3:02.136		29.657		4:24.078 P	3					29.183		2:38.793
2	52.364	103.7	4:11.654		29.964		5:33.982 P	4							

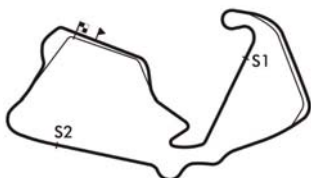
100 Shaw-Hyett (D)								BMW 1800 TiSA							
lap	Sect-1	Speed	Sect-2	Speed	Sect-3	Speed	Laptime Pit	lap	Sect-1	Speed	Sect-2	Speed	Sect-3	Speed	Laptime Pit
1	48.979	113.6	1:18.594		28.808	85.5	2:36.381	6	49.100	112.8	3:14.871		30.051	84.8	4:34.022 P
2	48.268	113.6	1:17.713		28.814	85.2	2:34.795	7	50.505	110.6	1:20.506		30.747	78.4	2:41.758
3	48.547	113.4	1:18.143		28.708	85.7	2:35.398	8	50.059	110.4	1:22.453		29.569	81.4	2:42.081
4	49.717	113.4	1:18.001		28.784	85.5	2:36.502	9	50.180	110.6	1:20.905		29.308	83.4	2:40.393
5	48.693	112.8	1:18.338		28.620	85.3	2:35.651	10							

106 Chase-Gardener-Hartogs (C)								Alfa Romeo Giulia Sprint GTA							
lap	Sect-1	Speed	Sect-2	Speed	Sect-3	Speed	Laptime Pit	lap	Sect-1	Speed	Sect-2	Speed	Sect-3	Speed	Laptime Pit
1	53.847	98.0	1:26.357	106.0	32.115	79.5	2:52.319	5	57.237	94.0	1:31.965	99.7	35.491	69.7	3:04.693
2	52.845	97.7	1:26.178	105.7	32.094	80.6	2:51.117	6	56.494	94.5	1:30.006	100.3	33.659	73.6	3:00.159
3	52.350	99.0	1:25.603	104.5	32.756	75.7	2:50.709	7	57.906	89.6	1:30.851	101.1	34.626	69.7	3:03.383
4	57.877	85.9	3:11.606	94.3	36.162	67.2	4:45.645 P	8	58.315	88.1	1:33.864	98.1	34.464	69.0	3:06.643

110 Patterson-Dunbar (D)								BMW 1800 Ti							
lap	Sect-1	Speed	Sect-2	Speed	Sect-3	Speed	Laptime Pit	lap	Sect-1	Speed	Sect-2	Speed	Sect-3	Speed	Laptime Pit
1	53.772	95.5	1:26.191	103.2	33.464	77.0	2:53.427	5	52.844	96.6	3:20.465	96.0	32.556	74.4	4:45.865 P
2	53.765	97.3	1:25.636	101.7	31.184	79.2	2:50.585	6	54.872	92.3	1:26.536	99.4	32.756	75.7	2:54.164
3	52.727	97.0	1:24.453	100.6	31.614	79.5	2:48.794	7	55.766	94.7	1:26.001	100.6	38.007	67.4	2:59.774
4	52.653	97.3	1:25.142	100.9	31.024	79.5	2:48.819	8	55.273	97.3	1:26.574	95.3	33.303	76.9	2:55.150

142 John Spiers (C)								Ford Cortina							
lap	Sect-1	Speed	Sect-2	Speed	Sect-3	Speed	Laptime Pit	lap	Sect-1	Speed	Sect-2	Speed	Sect-3	Speed	Laptime Pit
1	50.349	111.7	1:19.579	113.4	29.505	85.9	2:39.433	6	51.174	108.6	1:19.067	112.6	28.804	85.3	2:39.045
2	49.321	112.0	1:19.564	113.7	29.127	85.6	2:38.012	7	49.451	110.0	1:19.082	110.2	29.040	85.9	2:37.573
3	49.687	96.6	1:19.381	111.3	29.338	86.0	2:38.406	8	49.762	109.5	1:18.740	112.4	29.045	84.8	2:37.547
4	48.909	110.9	1:18.482	111.8	28.985	85.7	2:36.376	9	49.324	110.4	1:22.685	98.7	34.552	75.4	2:46.561
5	49.457	109.3	4:12.420	106.7	31.763	81.5	5:33.640 P	10							

155 Raymond Low (B)								Austin Mini Cooper S							
lap	Sect-1	Speed	Sect-2	Speed	Sect-3	Speed	Laptime Pit	lap	Sect-1	Speed	Sect-2	Speed	Sect-3	Speed	Laptime Pit
1	54.494	96.1	1:26.574		32.029	79.0	2:53.097	6	52.243	103.1	1:21.877		30.140	80.7	2:44.260
2	53.071	100.9	1:24.049		31.791	79.5	2:48.911	7	52.181	102.9	1:22.035		30.286	81.0	2:44.502
3	52.484	96.3	1:23.525		31.004	82.2	2:47.013	8	51.471	102.3	1:21.445		30.995	74.3	2:43.911
4	52.553	92.6	1:23.376		30.821	72.4	2:46.750	9	51.562	103.4	1:22.985		30.626	78.9	2:45.173
5	53.085	102.1	1:25.520		30.504	74.5	2:49.109	10							



Session Start: 10:45:19 - Finish: 11:12:21  
 Weather/Track Conditions: Cloud / Dry  
 Circuit: Silverstone Historic Grand Prix  
 Track Length: 5.857 Km - 3.6394 miles

# Silverstone Classic - 28 - 30 Jul 2017

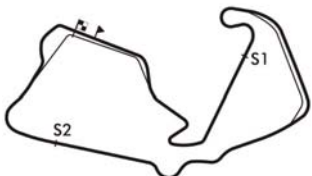
## John Fitzpatrick Trophy For Under 2 Litre Touring Cars (U2TC)

### Qualifying for Race 4 - Sector Analysis

170 Jewell-Myers (C)							Ford Consul Cortina										
lap	Sect-1	Speed	Sect-2	Speed	Sect-3	Speed	Laptime	Pit	lap	Sect-1	Speed	Sect-2	Speed	Sect-3	Speed	Laptime	Pit
1	50.828	108.2	1:20.128		29.609	84.7	2:40.565		6	51.313	110.2	1:27.350		32.427	78.3	2:51.090	
2	48.920	110.0	1:19.861		29.473	85.8	2:38.254		7	53.353	107.4	1:22.286		32.145	77.0	2:47.784	
3	49.086	111.1	1:19.269		29.418	83.4	2:37.773		8	51.959	107.7	1:21.690		31.228	80.0	2:44.877	
4	48.951	110.9	1:19.584		29.397	85.9	2:37.932		9	52.888	108.8	1:24.633		31.045	82.7	2:48.566	
5	50.487	102.6	3:11.444	107.2	32.774	81.2	4:34.705	P	10								

195 Smail-Mann (C)							Ford Lotus Cortina										
lap	Sect-1	Speed	Sect-2	Speed	Sect-3	Speed	Laptime	Pit	lap	Sect-1	Speed	Sect-2	Speed	Sect-3	Speed	Laptime	Pit
1	53.679	102.0	1:24.173	107.2	30.306	82.4	2:48.158		6	50.550	106.4	1:21.081	110.2	30.100	83.6	2:41.731	
2	50.397	105.5	1:21.881	108.1	30.179	82.6	2:42.457		7	51.078	98.7	3:02.568	106.4	30.256	83.0	4:23.902	P
3	51.280	105.8	1:21.311	108.4	29.790	83.2	2:42.381		8	50.290	105.7	1:21.209	107.9	30.983	79.3	2:42.482	
4	49.895	106.5	1:20.949	108.6	29.467	81.4	2:40.311		9	50.601	106.4	1:20.749	108.4	29.815	82.0	2:41.165	
5	50.050	106.2	1:20.619	109.3	29.532	83.0	2:40.201		10								

888 Wheeler-Owens (B)							Morris Mini Cooper S										
lap	Sect-1	Speed	Sect-2	Speed	Sect-3	Speed	Laptime	Pit	lap	Sect-1	Speed	Sect-2	Speed	Sect-3	Speed	Laptime	Pit
1	56.913	98.5	1:23.377		28.887	84.6	2:49.177		6	50.153	104.7	1:19.219	108.6	28.599	84.0	2:37.971	
2	1:00.076	76.0	1:22.632		28.894	83.1	2:51.602		7	50.430	105.2	1:19.131		29.260	81.2	2:38.821	
3	49.344	105.5	1:19.769		29.433	83.3	2:38.546		8	49.890	104.5	1:19.231		28.720	83.6	2:37.841	
4	51.190	93.2	2:26.739		29.859	82.0	3:47.788	P	9	49.390	104.9	1:19.417		28.592	83.4	2:37.399	
5	51.339	100.8	1:19.892		29.236	80.2	2:40.467		10								



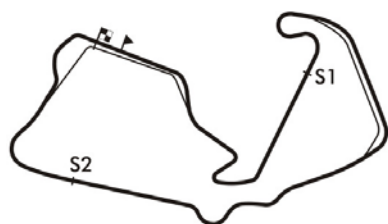
**Session Start: 10:45:19 - Finish: 11:12:21**  
**Weather/Track Conditions: Cloud / Dry**  
**Circuit: Silverstone Historic Grand Prix**  
**Track Length: 5.857 Km - 3.6394 miles**

# Silverstone Classic - 28 - 30 Jul 2017

## John Fitzpatrick Trophy For Under 2 Litre Touring Cars (U2TC)

### Qualifying for Race 4 - Best Sector Times

SECTOR 1			SECTOR 2			SECTOR 3			IDEAL / BEST LAP COMPARISON						
NO	TIME	LAP	NO	TIME	LAP	NO	TIME	LAP	NO	NAME	BEST	IN	IDEAL	DIFF	
1	13	47.365	2	7	1:16.547	4	7	28.244	3	7	Steve Soper	2:32.501	3	2:32.390	+0.111
2	52	47.502	7	13	1:16.926	7	13	28.274	9	13	Wolfe-Meaden	2:33.019	6	2:32.565	+0.454
3	7	47.599	3	97	1:17.212	6	97	28.283	9	97	Mark Sumpter	2:33.410	9	2:33.242	+0.168
4	97	47.747	5	51	1:17.433	9	51	28.371	5	51	Perfetti Am-Perfetti	2:34.210	5	2:33.885	+0.325
5	77	47.939	9	78	1:17.489	1	43	28.384	4	77	Ward-Jones	2:34.526	9	2:34.300	+0.226
6	51	48.081	8	52	1:17.582	7	77	28.502	5	52	Dutton-Brown	2:34.586	7	2:33.862	+0.724
7	78	48.133	3	100	1:17.713	2	78	28.524	1	100	Shaw-Hyett	2:34.795	2	2:34.601	+0.194
8	100	48.268	2	77	1:17.859	5	38	28.547	4	78	Mark Jones	2:34.940	1	2:34.146	+0.794
9	91	48.618	5	91	1:18.022	6	888	28.592	9	91	Martin Strommen	2:36.032	6	2:35.813	+0.219
10	96	48.691	4	87	1:18.385	5	100	28.620	5	38	Hazell-Stretton	2:36.237	4	2:36.167	+0.070
11	71	48.802	3	142	1:18.482	4	87	28.654	4	142	John Spiers	2:36.376	4	2:36.195	+0.181
12	67	48.885	9	38	1:18.652	4	52	28.778	5	87	Lewis-Kelly	2:36.382	5	2:36.378	+0.004
13	142	48.909	4	888	1:19.131	7	15	28.782	9	43	Chris Middlehurst	2:36.692	4	2:36.692	+0.000
14	170	48.920	2	42	1:19.159	9	11	28.800	7	79	Martin-Haddon	2:37.011	8		+
15	38	48.968	5	43	1:19.183	4	142	28.804	6	888	Wheeler-Owens	2:37.399	9	2:37.067	+0.332
16	43	49.125	4	71	1:19.207	5	59	28.837	9	42	Curley-Solis	2:37.471	9	2:37.310	+0.161
17	42	49.298	9	170	1:19.269	3	42	28.853	3	170	Jewell-Myers	2:37.773	3	2:37.586	+0.187
18	87	49.339	5	11	1:19.645	8	9	28.967	5	71	Kubota-Middlehurst	2:37.801	4	2:37.460	+0.341
19	888	49.344	3	15	1:19.701	9	2	29.056	6	96	Walker R-Walker J	2:37.979	3	2:37.912	+0.067
20	15	49.426	7	96	1:19.871	3	41	29.073	5	59	Birkett-Littlejohn	2:38.295	9	2:38.295	+0.000
21	48	49.479	6	59	1:19.872	9	91	29.173	6	15	Churchill-Baldwin	2:38.399	9	2:37.909	+0.490
22	59	49.586	9	9	1:20.222	8	98	29.183	3	11	Kane Astin	2:38.756	8	2:38.521	+0.235
23	2	49.709	6	2	1:20.293	3	96	29.350	3	98	Pattle G-Pattle T	2:38.793	3	4:23.604	1:44.811
24	41	49.724	9	41	1:20.351	9	20	29.367	2	21	Steve Maxted	2:39.045	9	2:39.985	+0.940
25	21	49.796	4	48	1:20.507	7	28	29.371	8	41	Attard-Smith	2:39.329	9	2:39.148	+0.181
26	195	49.895	4	195	1:20.619	5	170	29.397	4	2	Neal Gordon	2:39.401	6	2:39.058	+0.343
27	9	49.942	6	67	1:20.722	9	21	29.414	2	9	Wright-Twyman	2:39.589	9	2:39.131	+0.458
28	11	50.076	9	21	1:20.775	4	71	29.451	6	195	Smail-Mann	2:40.201	5	2:39.981	+0.220
29	29	50.151	4	28	1:21.231	8	195	29.467	4	67	Pink-Mansell	2:40.609	9	2:40.023	+0.586
30	28	50.363	9	20	1:21.291	3	81	29.506	4	48	James-Letts	2:40.723	9	2:39.592	+1.131
31	84	50.494	5	155	1:21.445	8	48	29.606	8	28	Brian Johnson	2:41.299	8	2:40.965	+0.334
32	20	50.688	3	29	1:21.465	3	84	30.045	2	20	Blakeney Edwards-t	2:41.677	3	2:41.346	+0.331
33	155	51.471	8	84	1:21.688	4	155	30.140	6	29	Parsons-Iltingworth	2:41.955	3	2:41.842	+0.113
34	81	51.542	4	81	1:22.249	3	29	30.226	6	84	Steve Jones	2:43.158	3	2:42.227	+0.931
35	57	52.009	3	57	1:23.573	2	67	30.416	7	155	Raymond Low	2:43.911	8	2:43.056	+0.855
36	3	52.074	8	3	1:24.306	7	3	30.672	8	81	Goff M-Goff I	2:44.565	3	2:43.297	+1.268
37	98	52.285	1	110	1:24.453	3	57	30.961	0	57	Steele-Overington	2:48.083	2	2:46.543	+1.540
38	106	52.350	3	106	1:25.603	3	110	31.024	4	3	Robert Nyquist	2:48.412	7	2:47.052	+1.360
39	110	52.653	4	75	1:25.877	6	75	32.067	5	110	Patterson-Dunbar	2:48.794	3	2:48.130	+0.664
40	75	53.030	9	61	1:27.358	5	106	32.094	2	106	Chase-Gardener-Ha	2:50.709	3	2:50.047	+0.662
41	61	53.440	6	98	3:02.136	1	61	32.357	4	75	Richard Bateman	2:51.177	5	2:50.974	+0.203
42	46			46			46			61	Alexandru Ciolan	2:53.427	6	2:53.155	+0.272
43	54			54			54								
44	64			64			64								
45	79			79			79								



**Session Start: 10:45:19 - Finish: 11:12:21**  
**Weather/Track Conditions: Cloud / Dry**  
**Circuit: Silverstone Historic Grand Prix**  
**Track Length: 5.857 Km - 3.6394 miles**

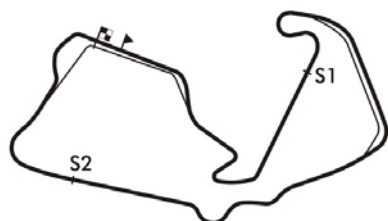


# Silverstone Classic - 28 - 30 Jul 2017

## John Fitzpatrick Trophy For Under 2 Litre Touring Cars (U2TC)

### Qualifying for Race 4 - Best Sector Speeds

	NO	SECTOR 1	MPH	NO	SECTOR 2	MPH	NO	SECTOR 3	MPH
1	52	Dutton-Brown	117.3	52	Dutton-Brown	119.0	97	Mark Sumpter	88.0
2	97	Mark Sumpter	116.9	97	Mark Sumpter	118.4	91	Martin Strommen	87.7
3	7	Steve Soper	116.7	51	Perfetti Am-Perfetti Au	117.7	13	Wolfe-Meaden	87.6
4	98	Pattle G-Pattle T	114.5	91	Martin Strommen	117.1	52	Dutton-Brown	87.6
5	13	Wolfe-Meaden	114.1	71	Kubota-Middlehurst	116.9	7	Steve Soper	87.4
6	51	Perfetti Am-Perfetti Au	114.1	78	Mark Jones	115.9	78	Mark Jones	87.4
7	71	Kubota-Middlehurst	113.7	77	Ward-Jones	113.9	51	Perfetti Am-Perfetti Au	87.3
8	77	Ward-Jones	113.7	142	John Spiers	113.7	38	Hazell-Stretton	86.4
9	100	Shaw-Hyett	113.6	96	Walker R-Walker J	111.7	96	Walker R-Walker J	86.1
10	78	Mark Jones	113.4	195	Smail-Mann	110.2	71	Kubota-Middlehurst	86.0
11	91	Martin Strommen	113.2	42	Curley-Solis	108.8	142	John Spiers	86.0
12	142	John Spiers	112.0	11	Kane Astin	108.6	77	Ward-Jones	85.9
13	67	Pink-Mansell	111.3	888	Wheeler-Owens	108.6	170	Jewell-Myers	85.9
14	170	Jewell-Myers	111.1	29	Parsons-Illingworth	107.9	100	Shaw-Hyett	85.7
15	48	James-Letts	110.0	84	Steve Jones	107.5	48	James-Letts	85.3
16	96	Walker R-Walker J	110.0	15	Churchill-Baldwin	107.2	42	Curley-Solis	85.1
17	38	Hazell-Stretton	109.7	170	Jewell-Myers	107.2	87	Lewis-Kelly	84.7
18	57	Steele-Overington	106.7	106	Chase-Gardener-Hartogs	106.0	888	Wheeler-Owens	84.6
19	75	Richard Bateman	106.5	59	Birkett-Littlejohn	104.5	43	Chris Middlehurst	84.3
20	195	Smail-Mann	106.5	110	Patterson-Dunbar	103.2	81	Goff M-Goff I	84.1
21	21	Steve Maxted	106.4	3	Robert Nyquist	102.9	67	Pink-Mansell	84.0
22	42	Curley-Solis	106.4	2	Neal Gordon	0.0	29	Parsons-Illingworth	83.8
23	41	Attard-Smith	106.2	7	Steve Soper	0.0	41	Attard-Smith	83.6
24	2	Neal Gordon	106.0	9	Wright-Twyman	0.0	195	Smail-Mann	83.6
25	11	Kane Astin	105.8	13	Wolfe-Meaden	0.0	15	Churchill-Baldwin	83.5
26	28	Brian Johnson	105.8	20	Blakeney Edwards-Hunt	0.0	11	Kane Astin	83.4
27	81	Goff M-Goff I	105.8	21	Steve Maxted	0.0	84	Steve Jones	83.4
28	15	Churchill-Baldwin	105.5	28	Brian Johnson	0.0	9	Wright-Twyman	83.3
29	888	Wheeler-Owens	105.5	38	Hazell-Stretton	0.0	2	Neal Gordon	83.0
30	84	Steve Jones	105.0	41	Attard-Smith	0.0	59	Birkett-Littlejohn	83.0
31	29	Parsons-Illingworth	104.7	43	Chris Middlehurst	0.0	28	Brian Johnson	82.8
32	87	Lewis-Kelly	104.0	46	Michael McInerney	0.0	20	Blakeney Edwards-Hunt	82.7
33	43	Chris Middlehurst	103.9	48	James-Letts	0.0	155	Raymond Low	82.2
34	59	Birkett-Littlejohn	103.4	54	Halusa L-Halusa M	0.0	57	Steele-Overington	81.6
35	155	Raymond Low	103.4	57	Steele-Overington	0.0	75	Richard Bateman	81.2
36	3	Robert Nyquist	102.9	61	Alexandru Ciolan	0.0	106	Chase-Gardener-Hartogs	80.6
37	20	Blakeney Edwards-Hunt	102.8	64	Sean McInerney	0.0	3	Robert Nyquist	80.4
38	9	Wright-Twyman	102.1	67	Pink-Mansell	0.0	110	Patterson-Dunbar	79.5
39	61	Alexandru Ciolan	100.0	75	Richard Bateman	0.0	61	Alexandru Ciolan	78.3
40	106	Chase-Gardener-Hartogs	99.0	79	Martin-Haddon	0.0	21	Steve Maxted	0.0



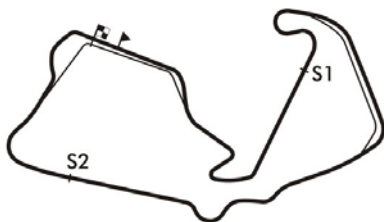
**Session Start: 10:45:19 - Finish: 11:12:21**  
**Weather/Track Conditions: Cloud / Dry**  
**Circuit: Silverstone Historic Grand Prix**  
**Track Length: 5.857 Km - 3.6394 miles**

# Silverstone Classic - 28 - 30 Jul 2017

## John Fitzpatrick Trophy For Under 2 Litre Touring Cars (U2TC)

### Qualifying for Race 4 - Best Sector Speeds

41	110	Patterson-Dunbar	97.3	81	Goff M-Goff I	0.0	46	Michael McInerney	0.0
42	46	Michael McInerney	0.0	87	Lewis-Kelly	0.0	54	Halusa L-Halusa M	0.0
43	54	Halusa L-Halusa M	0.0	98	Pattle G-Pattle T	0.0	64	Sean McInerney	0.0
44	64	Sean McInerney	0.0	100	Shaw-Hyett	0.0	79	Martin-Haddon	0.0
45	79	Martin-Haddon	0.0	155	Raymond Low	0.0	98	Pattle G-Pattle T	0.0



**Session Start: 10:45:19 - Finish: 11:12:21**  
**Weather/Track Conditions: Cloud / Dry**  
**Circuit: Silverstone Historic Grand Prix**  
**Track Length: 5.857 Km - 3.6394 miles**



**Silverstone Classic - 28 - 30 Jul 2017**

**John Fitzpatrick Trophy For Under 2 Litre Touring Cars (U2TC)**

**Race 4 - Starting Grid**

Sheet No:

Start Time : 11:30 - Heat Duration : 50 Minutes

21	41	<b>75</b> Richard Bateman	42	<b>61</b> Alexandru Ciolan
20	39	<b>110</b> Patterson-Dunbar	40	<b>106</b> Chase-Gardener-Hartogs
19	37	<b>57</b> Steele-Overington	38	<b>3</b> Robert Nyquist
18	35	<b>155</b> Raymond Low	36	<b>81</b> Goff M-Goff I
17	33	<b>29</b> Parsons-Illyingworth	34	<b>84</b> Steve Jones
16	31	<b>28</b> Brian Johnson	32	<b>20</b> Blakeney Edwards-Hunt
15	29	<b>67</b> Pink-Mansell	30	<b>48</b> James-Letts
14	27	<b>9</b> Wright-Twyman	28	<b>195</b> Smail-Mann
13	25	<b>41</b> Attard-Smith	26	<b>2</b> Neal Gordon
12	23	<b>98</b> Pattle G-Pattle T	24	<b>21</b> Steve Maxted
11	21	<b>15</b> Churchill-Baldwin	22	<b>11</b> Kane Astin
10	19	<b>96</b> Walker R-Walker J	20	<b>59</b> Birkett-Littlejohn
9	17	<b>170</b> Jewell-Myers	18	<b>71</b> Kubota-Middlehurst
8	15	<b>888</b> Wheeler-Owens	16	<b>42</b> Curley-Solis
7	13	<b>43</b> Chris Middlehurst	14	<b>79</b> Martin-Haddon
6	11	<b>142</b> John Spiers	12	<b>87</b> Lewis-Kelly
5	9	<b>91</b> Martin Strommen	10	<b>38</b> Hazell-Stretton
4	7	<b>100</b> Shaw-Hyett	8	<b>78</b> Mark Jones
3	5	<b>77</b> Ward-Jones	6	<b>52</b> Dutton-Brown
2	3	<b>97</b> Mark Sumpter	4	<b>51</b> Perfetti Am-Perfetti Au
1	1	<b>7</b> Steve Soper	2	<b>13</b> Wolfe-Meaden

Pole Right

ROW

These results are provisional until the conclusion of any judicial and technical matters.

Circuit: Silverstone Historic Grand Prix  
Track Length: 5.857 Km - 3.6394 miles

Clerk of the Course:

Timekeeper:

Issued at:



## Silverstone Classic - 28 - 30 Jul 2017

### Royal Automobile Club Tourist Trophy For Historic Cars (Pre '63 GT) Qualifying for Race 14 - Classification

Sheet No:

POS	NO	DRIVER/S	CLASS	CLASS POS	CAR MAKE / MODEL	TIME	ON	LAPS	GAP	DIFF	MPH
1	1	Friedrichs-Hadfield	D	1	Aston Martin DP212	2:29.376	10	10			87.71
2	17	Christopher Milner	D	2	Jaguar E-Type	2:32.019	2	9	2.643	2.643	86.18
3	16	Lukas Halusa	C	1	Ferrari 250 GT	2:32.027	6	10	2.651	0.008	86.18
4	73	Cottingham-Stanley	D	3	Jaguar E-Type	2:32.529	2	10	3.153	0.502	85.90
5	40	Watson-O'Connell	D	4	Jaguar E-Type	2:32.731	4	9	3.355	0.202	85.78
6	65	Hunt-Blakeney-Edwards	D	5	AC Cobra	2:33.085	9	9	3.709	0.354	85.58
7	55	Melling-Hall	D	6	Jaguar E-Type FHC	2:34.928	5	5	5.552	1.843	84.57
8	33	Jon Minshaw	D	7	Jaguar E-Type	2:35.381	6	7	6.005	0.453	84.32
9	38	Young Jo-Young Ja	D	8	Jaguar E-Type	2:35.817	3	10	6.441	0.436	84.08
10	11	Schildt-Lockie	C	2	Austin Healey 3000	2:36.480	4	7	7.104	0.663	83.73
11	75	Müller U-Müller A	D	9	Aston Martin DB4GT	2:36.500	8	8	7.124	0.020	83.72
12	57	Knight-Woolmer	C	3	Austin Healey 3000 Mk1	2:36.727	7	7	7.351	0.227	83.60
13	110	Corfield-Welch	C	4	Austin Healey 3000	2:37.784	2	8	8.408	1.057	83.04
14	42	Fisken-Henderson	D	10	Jaguar E-Type	2:38.411	3	9	9.035	0.627	82.71
15	8	John Clark	D	11	Jaguar E-Type FHC	2:38.470	5	9	9.094	0.059	82.68
16	36	John Davison	A	1	Lotus Elite	2:38.789	4	5	9.413	0.319	82.51
17	28	Michael Gans	A	2	Lotus Elite	2:39.572	3	9	10.196	0.783	82.11
18	4	Hunt-Grant-Peterkin	C	5	Austin Healey 3000	2:39.611	7	9	10.235	0.039	82.09
19	7	Naismith N-Naismith H	INV	1	Aston Martin DB4	2:39.919	3	9	10.543	0.308	81.93
20	207	Harris-Wilmoth	C	6	Austin Healey 3000 Mk1	2:40.117	7	9	10.741	0.198	81.83
21	82	Bob Binfield	D	12	Jaguar E-Type	2:40.985	6	10	11.609	0.868	81.38
22	22	Miller-Goble	INV	2	Aston Martin DB4	2:41.159	6	9	11.783	0.174	81.30
23	133	Bell-Greensall	C	7	Austin Healey 3000	2:41.691	8	9	12.315	0.532	81.03
24	217	Mike Freeman	A	3	Lotus Elite	2:41.705	6	6	12.329	0.014	81.02
25	62	Perfetti-Rovelli	A	4	Lotus Elite	2:42.445	9	9	13.069	0.740	80.65
26	79	Will Linley	C	8	Austin Healey 3000 Mk2	2:42.560	4	9	13.184	0.115	80.60
27	76	Robin Ellis	A	5	Lotus Elite	2:43.362	3	5	13.986	0.802	80.20
28	117	Banks A-Banks M	A	6	Alfa Romeo Giulietta SZ	2:43.614	7	9	14.238	0.252	80.08
29	39	John Emberson	B	1	Morgan +4 Supersports	2:44.084	9	9	14.708	0.470	79.85
30	30	Michael Birch	A	7	Lotus Elite S2	2:44.668	7	9	15.292	0.584	79.56
31	53	Bason P-Bason E	A	8	Lotus Elite S2	2:44.871	6	8	15.495	0.203	79.47
32	99	Bianchi T-Bianchi P	C	9	Austin Healey 3000 Mk1	2:45.426	8	8	16.050	0.555	79.20
33	49	Andrew Beaumont	A	9	Lotus Elite S2	2:45.733	7	9	16.357	0.307	79.05
34	26	Ellis-Bos	B	2	MG MGA Twin Cam	2:46.727	2	9	17.351	0.994	78.58
35	13	Graham Wilson	A	10	Lotus Elite	2:46.805	5	9	17.429	0.078	78.55
36	44	Gareth Burnett	B	3	Porsche 356 Pre-A	2:47.608	1	5	18.232	0.803	78.17
37	59	Worthington-Midgley	C	10	Austin Healey 3000 Mk3	2:47.976	6	7	18.600	0.368	78.00
38	34	Josh Sadler	A	11	Lotus Elite	2:48.980	9	9	19.604	1.004	77.53
39	68	Drabble S-Drabble A	C	11	Reliant Sabre Six	2:49.169	8	8	19.793	0.189	77.45
40	20	Hall-O'Shea	D	13	Jaguar E-Type	2:49.213	2	8	19.837	0.044	77.43

Cars 68 & 207 require working transponders - Regulation Q.12.2.1 refers.  
A 30 second penalty will be applied if not working in the race.

Session Start: 11:26:04 - Finish: 11:53:09  
Weather/Track Conditions: Cloud / Dry  
Circuit: Silverstone Historic Grand Prix  
Track Length: 5.857 Km - 3.6394 miles

These results are provisional until the conclusion of any judicial and technical matters.

Clerk of the Course:

Timekeeper:

Issued at:



## Silverstone Classic - 28 - 30 Jul 2017

### Royal Automobile Club Tourist Trophy For Historic Cars (Pre '63 GT) Qualifying for Race 14 - Classification

Sheet No:

POS	NO	DRIVER/S	CLASS	CLASS POS	CAR MAKE / MODEL	TIME	ON	LAPS	GAP	DIFF	MPH
41	18	Marc Gordon	A	12	Lotus Elite	2:49.319	3	9	19.943	0.106	77.38
42	32	Clegg Cha-Clegg Chr	INV	3	Austin Healey Sebring Sprite	2:49.681	4	7	20.305	0.362	77.21
43	27	Ellis-Daniell	B	4	MG MGA Twin Cam	2:50.184	2	8	20.808	0.503	76.99
44	37	Nagamatsu-McClurg	INV	4	Porsche 356 Speedster	2:50.301	8	8	20.925	0.117	76.93
45	29	Nicholas James	INV	5	Fletcher Ogle SX1000	2:50.621	6	9	21.245	0.320	76.79
46	81	Rawe-Sanz de Acedo	INV	6	Aston Martin DB4	2:51.160	3	8	21.784	0.539	76.55
47	149	Woodgate-Greaves	C	12	Aston Martin DB Mk3	2:53.169	2	8	23.793	2.009	75.66
48	50	Dutton-Chudecki	A	13	TVR Grantura Mk2	2:53.329	3	8	23.953	0.160	75.59
49	58	Wright-Clark	B	5	Porsche	2:54.026	2	7	24.650	0.697	75.29
50	35	Bromley S-Bromley J	B	6	TVR Grantura Ila	2:55.630	3	8	26.254	1.604	74.60
51	77	Ken Prichard Jones	INV	7	Turner Mk3	2:58.223	8	9	28.847	2.593	73.51
52	51	Fabrice Perruchot	A	14	Lotus Elite	2:59.943	5	7	30.567	1.720	72.81
53	56	Patrick Hello	A	15	Lotus Elite	3:09.295	4	4	39.919	9.352	69.21
54	31	Vandyk-Wilks	B	7	MG MGA Twin Cam	3:10.923	7	7	41.547	1.628	68.62
55	43	Verhofstadt-Spagg	C	13	Aston Martin DB2/4	3:25.348	6	7	55.972	14.425	63.80
56	63	Jefferies-Tyzack	A	16	Abarth Bialbero	3:28.646	2	6	59.270	3.298	62.79

Cars 68 & 207 require working transponders - Regulation Q.12.2.1 refers.  
A 30 second penalty will be applied if not working in the race.

Session Start: 11:26:04 - Finish: 11:53:09  
Weather/Track Conditions: Cloud / Dry  
Circuit: Silverstone Historic Grand Prix  
Track Length: 5.857 Km - 3.6394 miles

These results are provisional until the conclusion of any judicial and technical matters.

Clerk of the Course:

Timekeeper:

Issued at:

# Silverstone Classic - 28 - 30 Jul 2017

## Royal Automobile Club Tourist Trophy For Historic Cars (Pre '63 GT)

### Qualifying for Race 14 - Sector Analysis

1 Friedrichs-Hadfield (D)								Aston Martin DP212							
lap	Sect-1	Speed	Sect-2	Speed	Sect-3	Speed	Laptime Pit	lap	Sect-1	Speed	Sect-2	Speed	Sect-3	Speed	Laptime Pit
1	51.994	99.6	1:20.903	130.8	30.981	88.1	2:43.878	6	47.579	119.6	1:14.617	139.2	28.119	90.0	2:30.315
2	49.593	111.3	1:19.515	127.6	31.882	83.0	2:40.990	7	46.176	128.3	1:15.050	139.5	28.767	89.1	2:29.993
3	49.271	115.3	1:17.508	134.5	30.016	89.8	2:36.795	8	46.233	129.3	1:15.266	139.8	29.030	82.0	2:30.529
4	48.620	118.4	1:18.610	113.7	32.582	82.2	2:39.812	9	47.500	117.7	1:16.566	130.1	29.754	86.5	2:33.820
5	50.339	105.5	2:24.438	134.5	28.954	89.0	3:43.731 P	10	46.598	125.9	1:14.864	140.1	27.914	88.9	2:29.376

4 Hunt-Grant-Peterkin (C)								Austin Healey 3000							
lap	Sect-1	Speed	Sect-2	Speed	Sect-3	Speed	Laptime Pit	lap	Sect-1	Speed	Sect-2	Speed	Sect-3	Speed	Laptime Pit
1	54.215	107.0	1:23.593		30.533	82.5	2:48.341	6	53.044	88.8	3:27.375		37.516	83.4	4:57.935 P
2	51.008	111.5	1:22.895		30.137	80.2	2:44.040	7	49.540	113.6	1:20.495		29.576	83.2	2:39.611
3	49.777	111.7	1:20.288		30.926	82.1	2:40.991	8	50.580	114.7	1:21.050		29.786	82.2	2:41.416
4	49.823	111.1	1:20.396		30.132	81.5	2:40.351	9	49.793	116.7	1:21.342		29.658	83.3	2:40.793
5	50.043	108.8	1:21.542		30.602	78.7	2:42.187	10							

7 Naismith N-Naismith H (INV)								Aston Martin DB4							
lap	Sect-1	Speed	Sect-2	Speed	Sect-3	Speed	Laptime Pit	lap	Sect-1	Speed	Sect-2	Speed	Sect-3	Speed	Laptime Pit
1	49.223	114.9	1:21.342	120.7	30.368	83.6	2:40.933	6	50.830	107.4	1:21.607	118.8	31.127	81.7	2:43.564
2	49.145	111.1	1:20.603	122.0	31.115	84.4	2:40.863	7	50.483	113.4	1:20.694	123.4	31.673	77.8	2:42.850
3	48.953	114.3	1:20.575	123.8	30.391	84.9	2:39.919	8	50.955	115.7	1:20.823	124.5	30.900	80.2	2:42.678
4	50.470	110.2	2:29.524	113.4	32.899	78.9	3:52.893 P	9	51.162	115.3	1:20.665	123.6	30.846	80.5	2:42.673
5	54.289	94.8	1:25.789	115.9	31.178	80.1	2:51.256	10							

8 John Clark (D)								Jaguar E-Type FHC							
lap	Sect-1	Speed	Sect-2	Speed	Sect-3	Speed	Laptime Pit	lap	Sect-1	Speed	Sect-2	Speed	Sect-3	Speed	Laptime Pit
1	53.101	105.8	1:21.781		31.082	84.8	2:45.964	6	49.130	116.7	1:21.356		35.227	74.0	2:45.713
2	50.404	106.5	1:20.149		30.490	84.1	2:41.043	7	54.722	98.4	3:23.863		31.535	77.7	4:50.120 P
3	51.042	115.7	1:21.860		30.717	84.1	2:43.619	8	50.587	107.2	1:20.505		31.664	74.8	2:42.756
4	50.499	116.3	1:20.253		30.857	85.4	2:41.609	9	52.018	115.9	1:20.696		30.436	84.8	2:43.150
5	49.208	120.3	1:19.663		29.599	86.8	2:38.470	10							

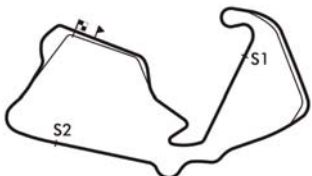
11 Schildt-Lockie (C)								Austin Healey 3000							
lap	Sect-1	Speed	Sect-2	Speed	Sect-3	Speed	Laptime Pit	lap	Sect-1	Speed	Sect-2	Speed	Sect-3	Speed	Laptime Pit
1	49.415	119.0	1:18.607	126.4	29.683	86.1	2:37.705	5	52.096	84.4	3:20.098	81.3	35.183	64.8	4:47.377 P
2	48.313	118.1	1:18.040	126.9	30.148	77.5	2:36.501	6	1:00.366	75.8	1:20.465	126.1	31.605	76.7	2:52.436
3	49.352	120.5	1:19.849		29.783	81.8	2:38.984	7	49.785	119.8	1:19.800	124.0	29.852	81.9	2:39.437
4	48.563	119.6	1:18.356	127.6	29.561	83.9	2:36.480	8							

13 Graham Wilson (A)								Lotus Elite							
lap	Sect-1	Speed	Sect-2	Speed	Sect-3	Speed	Laptime Pit	lap	Sect-1	Speed	Sect-2	Speed	Sect-3	Speed	Laptime Pit
1	54.201	100.8	1:25.574		31.442	74.6	2:51.217	6	53.328	102.1	1:25.272		31.556	80.7	2:50.156
2	52.552	101.1	1:25.391	106.4	31.512	76.8	2:49.455	7	52.742	103.1	1:24.400		31.153	80.8	2:48.295
3	53.795	101.8	1:24.433		30.841	80.9	2:49.069	8	52.200	102.6	1:25.126		31.877	76.5	2:49.203
4	51.978	101.8	1:26.323		31.104	79.6	2:49.405	9	52.487	102.8	1:24.328		30.420	81.5	2:47.235
5	52.413	103.1	1:23.473		30.919	79.1	2:46.805	10							

16 Lukas Halusa (C)								Ferrari 250 GT							
lap	Sect-1	Speed	Sect-2	Speed	Sect-3	Speed	Laptime Pit	lap	Sect-1	Speed	Sect-2	Speed	Sect-3	Speed	Laptime Pit
1	50.419	104.7	1:19.705	119.6	31.034	87.2	2:41.158	6	47.095	122.9	1:15.418	125.2	29.514	89.5	2:32.027
2	51.360	110.9	1:19.838	121.4	30.785	88.0	2:41.983	7	47.332	120.7	1:19.229	123.6	29.669	87.5	2:36.230
3	49.058	115.3	1:16.066	127.8	29.582	88.4	2:34.706	8	47.765	122.5	1:14.998	126.9	29.662	90.0	2:32.425
4	48.263	118.1	1:16.481	122.9	29.455	86.4	2:34.199	9	47.578	120.3	1:15.952	124.7	28.715	90.2	2:32.245
5	48.673	119.0	1:15.247	125.4	29.238	89.5	2:33.158	10	48.470	117.9	1:16.508	122.9	29.158	87.7	2:34.136



**Session Start: 11:26:04 - Finish: 11:53:09**  
**Weather/Track Conditions: Cloud / Dry**  
**Circuit: Silverstone Historic Grand Prix**  
**Track Length: 5.857 Km - 3.6394 miles**

## Silverstone Classic - 28 - 30 Jul 2017

### Royal Automobile Club Tourist Trophy For Historic Cars (Pre '63 GT)

#### Qualifying for Race 14 - Sector Analysis

17 Christopher Milner (D)								Jaguar E-Type							
lap	Sect-1	Speed	Sect-2	Speed	Sect-3	Speed	Laptime Pit	lap	Sect-1	Speed	Sect-2	Speed	Sect-3	Speed	Laptime Pit
1	48.223	109.7	1:16.964	128.1	29.909	85.9	2:35.096	6	49.655	120.7	1:18.171	130.1	30.048	84.4	2:37.874
2	47.966	114.5	1:15.220	129.6	28.833	88.4	2:32.019	7	48.076	120.9	1:18.799	129.6	29.655	87.4	2:36.530
3	47.472	114.7	1:16.628	129.1	28.881	88.4	2:32.981	8	48.514	122.0	1:17.576	131.1	30.020	87.2	2:36.110
4	48.511	95.6	3:36.479	111.3	32.467	78.3	4:57.457 P	9	49.401	122.2	1:17.715	130.6	30.354	87.2	2:37.470
5	51.062	115.3	1:19.480	128.6	30.436	85.7	2:40.978	10							

18 Marc Gordon (A)								Lotus Elite							
lap	Sect-1	Speed	Sect-2	Speed	Sect-3	Speed	Laptime Pit	lap	Sect-1	Speed	Sect-2	Speed	Sect-3	Speed	Laptime Pit
1	54.309	94.7	1:28.186	105.2	32.294	79.5	2:54.789	6	52.562	102.8	1:27.751	105.7	31.506	79.8	2:51.819
2	53.340	97.0	1:27.285	105.4	31.840	78.6	2:52.465	7	52.121	100.5	1:26.895	106.0	30.952	78.1	2:49.968
3	53.216	100.6	1:25.034	105.8	31.069	79.8	2:49.319	8	56.913	100.5	1:28.029	104.7	32.565	80.3	2:57.507
4	53.214	101.5	1:26.105	106.0	31.711	69.8	2:51.030	9	52.972	101.2	1:26.055	106.2	30.672	81.4	2:49.699
5	53.144	102.6	1:26.405	106.0	30.910	79.8	2:50.459	10							

20 Hall-O'Shea (D)								Jaguar E-Type							
lap	Sect-1	Speed	Sect-2	Speed	Sect-3	Speed	Laptime Pit	lap	Sect-1	Speed	Sect-2	Speed	Sect-3	Speed	Laptime Pit
1	56.416	100.2	1:26.842		32.681	81.0	2:55.939	5	52.549	108.6	1:25.924		32.923	80.7	2:51.396
2	52.229	109.3	1:24.848		32.136	81.3	2:49.213	6	53.019	109.1	3:54.293		35.885	72.8	5:23.197 P
3	52.789	106.9	1:24.790		32.578	80.6	2:50.157	7	56.605	105.0	1:28.985		34.777	76.1	3:00.367
4	52.383	108.8	1:26.079		32.516	80.8	2:50.978	8	55.800	99.9	1:29.429		34.077	70.8	2:59.306

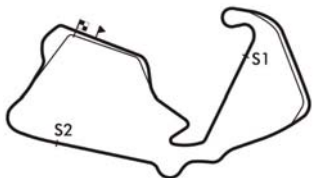
22 Miller-Goble (INV)								Aston Martin DB4							
lap	Sect-1	Speed	Sect-2	Speed	Sect-3	Speed	Laptime Pit	lap	Sect-1	Speed	Sect-2	Speed	Sect-3	Speed	Laptime Pit
1	59.286	95.5	1:30.332	114.3	34.891	73.7	3:04.509	6	49.889	108.1	1:19.988	126.6	31.282	83.3	2:41.159
2	55.909	94.9	1:30.190	108.2	34.520	77.9	3:00.619	7	50.492	113.4	1:20.394	116.1	32.223	85.5	2:43.109
3	55.645	99.0	1:28.086	110.6	34.952	78.8	2:58.683	8	50.344	117.9	1:21.792	124.0	31.144	81.1	2:43.280
4	54.384	99.1	2:48.252	120.5	31.604	82.6	4:14.240 P	9	50.681	112.8	1:19.784	127.1	30.952	82.5	2:41.417
5	50.322	112.6	1:20.635	120.3	31.787	83.5	2:42.744	10							

26 Ellis-Bos (B)								MG MGA Twin Cam							
lap	Sect-1	Speed	Sect-2	Speed	Sect-3	Speed	Laptime Pit	lap	Sect-1	Speed	Sect-2	Speed	Sect-3	Speed	Laptime Pit
1	56.881	92.8	1:27.661		32.293	81.5	2:56.835	6	52.495	100.0	1:24.142		32.225	80.5	2:48.862
2	53.099	106.4	1:22.890		30.738	80.8	2:46.727	7	51.884	107.0	1:23.703		32.618	81.6	2:48.205
3	53.110	106.4	1:24.050		33.725	77.7	2:50.885	8	52.949	102.5	1:23.888		31.704	82.2	2:48.541
4	52.791	99.6	3:34.237		34.124	79.7	5:01.152 P	9	51.148	110.4	1:24.530		31.338	82.5	2:47.016
5	53.258	100.0	1:24.348		32.669	82.3	2:50.275	10							

27 Ellis-Daniell (B)								MG MGA Twin Cam							
lap	Sect-1	Speed	Sect-2	Speed	Sect-3	Speed	Laptime Pit	lap	Sect-1	Speed	Sect-2	Speed	Sect-3	Speed	Laptime Pit
1	54.373	99.6	1:26.473	105.2	31.094	74.7	2:51.940	5	52.926	100.5	1:26.294	104.4	31.488	73.2	2:50.708
2	53.978	100.5	1:24.757	105.8	31.449	75.6	2:50.184	6	54.456	100.3	1:26.381	102.8	31.668	73.3	2:52.505
3	53.780	100.9	1:25.621	105.2	31.552	73.6	2:50.953	7	54.057	98.1	3:38.282		32.959	79.1	5:05.298 P
4	54.661	97.3	1:25.563	105.2	30.440	79.2	2:50.664	8	55.114	98.4	1:27.579	101.7	31.349	80.1	2:54.042

28 Michael Gans (A)								Lotus Elite							
lap	Sect-1	Speed	Sect-2	Speed	Sect-3	Speed	Laptime Pit	lap	Sect-1	Speed	Sect-2	Speed	Sect-3	Speed	Laptime Pit
1	50.315	105.7	1:21.047	110.2	29.444	83.0	2:40.806	6	51.064	107.4	4:18.707	110.2	30.827	80.1	5:40.598 P
2	49.769	106.2	1:20.492	110.2	29.711	83.6	2:39.972	7	50.881	107.0	1:20.097	110.7	29.132	82.6	2:40.110
3	49.749	106.5	1:20.072	112.8	29.751	80.8	2:39.572	8	52.467	99.9	1:19.886	112.4	29.528	82.8	2:41.881
4	50.915	103.2	1:20.785	110.0	29.133	81.4	2:40.833	9	49.667	107.0	1:24.251	108.4	30.566	81.9	2:44.484
5	50.255	106.9	1:20.634	111.5	30.871	80.8	2:41.760	10							

29 Nicholas James (INV)								Fletcher Ogle SX1000							
lap	Sect-1	Speed	Sect-2	Speed	Sect-3	Speed	Laptime Pit	lap	Sect-1	Speed	Sect-2	Speed	Sect-3	Speed	Laptime Pit
1	58.601	95.5	1:27.571		34.159	73.1	3:00.331	6	52.829	101.4	1:25.850		31.942	78.7	2:50.621
2	54.909	94.7	1:26.347		31.810	79.0	2:53.066	7	52.968	102.0	1:25.881	104.2	31.938	78.4	2:50.787
3	53.351	95.5	1:26.438	106.0	32.085	77.8	2:51.874	8	54.473	101.1	1:25.509	104.5	32.153	77.9	2:52.135
4	53.649	94.4	1:27.140	102.9	33.224	70.4	2:54.013	9	53.307	100.0	1:29.359	105.5	34.407	76.5	2:57.073
5	53.449	99.3	1:26.297	103.2	32.309	77.5	2:52.055	10							



Session Start: 11:26:04 - Finish: 11:53:09

Weather/Track Conditions: Cloud / Dry

Circuit: Silverstone Historic Grand Prix

Track Length: 5.857 Km - 3.6394 miles

# Silverstone Classic - 28 - 30 Jul 2017

## Royal Automobile Club Tourist Trophy For Historic Cars (Pre '63 GT)

### Qualifying for Race 14 - Sector Analysis

30 Michael Birch (A)								Lotus Elite S2							
lap	Sect-1	Speed	Sect-2	Speed	Sect-3	Speed	Laptime Pit	lap	Sect-1	Speed	Sect-2	Speed	Sect-3	Speed	Laptime Pit
1	56.553	98.8	1:27.235	104.2	30.945	81.0	2:54.733	6	51.844	101.8	1:22.659	104.7	30.257	83.0	2:44.760
2	53.716	101.1	1:24.259		30.254	81.3	2:48.229	7	52.136	99.9	1:22.358	104.2	30.174	82.7	2:44.668
3	52.089	100.3	1:23.090	104.0	30.748	78.0	2:45.927	8	51.538	101.2	1:24.191	93.5	35.736	71.8	2:51.465
4	53.498	99.4	1:23.944	105.8	30.331	82.5	2:47.773	9	1:00.665	96.6	1:31.786	92.1	34.232	78.6	3:06.683
5	52.256	101.2	1:23.503	104.9	31.631	82.3	2:47.390	10							

31 Vandyk-Wilks (B)								MG MGA Twin Cam							
lap	Sect-1	Speed	Sect-2	Speed	Sect-3	Speed	Laptime Pit	lap	Sect-1	Speed	Sect-2	Speed	Sect-3	Speed	Laptime Pit
1	1:03.698	87.7	1:39.370	93.2	38.068	67.6	3:21.136	5	1:01.562	89.8	1:38.411	95.1	38.040	67.8	3:18.013
2	1:02.608	89.7	1:37.096	93.5	39.178	66.1	3:18.882	6	58.873	90.7	1:35.743	97.4	36.755	71.1	3:11.371
3	1:00.308	90.1	1:37.956	93.6	36.458	65.9	3:14.722	7	58.926	92.9	1:34.334	97.7	37.663	72.2	3:10.923
4	1:01.237	74.6	4:04.651	92.2	39.687	69.8	5:45.575 P	8							

32 Clegg Cha-Clegg Chr (INV)								Austin Healey Sebring Sprite							
lap	Sect-1	Speed	Sect-2	Speed	Sect-3	Speed	Laptime Pit	lap	Sect-1	Speed	Sect-2	Speed	Sect-3	Speed	Laptime Pit
1	54.917	98.4	1:27.059	107.4	32.015	80.3	2:53.991	5	53.218	102.5	4:59.595	95.6	43.375	58.9	6:36.188 P
2	53.375	98.8	1:26.384	108.2	31.251	82.5	2:51.010	6	1:04.005	88.2	1:41.291	92.6	40.592	64.6	3:25.888
3	56.188	93.6	1:25.791	107.0	31.200	81.0	2:53.179	7	1:01.936	89.1	1:40.193	96.0	41.602	63.5	3:23.731
4	53.306	102.8	1:25.404	105.4	30.971	81.9	2:49.681	8							

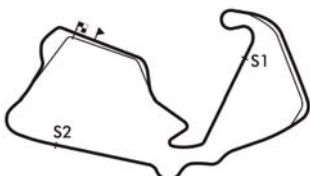
33 Jon Minshaw (D)								Jaguar E-Type							
lap	Sect-1	Speed	Sect-2	Speed	Sect-3	Speed	Laptime Pit	lap	Sect-1	Speed	Sect-2	Speed	Sect-3	Speed	Laptime Pit
1	48.298	120.5	1:18.727		29.185	86.5	2:36.210	5	48.356	120.3	1:19.042		29.407	86.8	2:36.805
2	48.650	118.1	1:17.648		29.238	88.2	2:35.536	6	48.353	120.1	1:17.637		29.391	86.9	2:35.381
3	48.157	120.7	1:17.516		29.733	81.5	2:35.406	7	48.029	123.1	1:21.302		34.977	70.5	2:44.308
4	52.033	102.1	3:24.155		29.443	86.7	4:45.631 P	8							

34 Josh Sadler (A)								Lotus Elite							
lap	Sect-1	Speed	Sect-2	Speed	Sect-3	Speed	Laptime Pit	lap	Sect-1	Speed	Sect-2	Speed	Sect-3	Speed	Laptime Pit
1	54.333	97.7	1:26.339	101.5	33.576	80.7	2:54.248	6	54.556	98.8	1:28.648	103.1	31.570	80.2	2:54.774
2	55.895	97.3	1:27.635	105.0	32.246	80.3	2:55.776	7	53.975	98.4	1:27.461	102.5	32.264	78.7	2:53.700
3	53.416	97.8	1:24.072	105.0	33.920	81.5	2:51.408	8	53.457	98.0	1:26.080	101.1	31.169	79.3	2:50.706
4	54.027	98.8	2:47.907	98.7	32.911	77.0	4:14.845 P	9	53.200	98.3	1:25.142	101.5	30.638	77.9	2:48.980
5	53.917	97.1	1:25.965	103.6	31.604	77.0	2:51.486	10							

35 Bromley S-Bromley J (B)								TVR Grantura Ila							
lap	Sect-1	Speed	Sect-2	Speed	Sect-3	Speed	Laptime Pit	lap	Sect-1	Speed	Sect-2	Speed	Sect-3	Speed	Laptime Pit
1	1:02.759	89.6	1:29.806		32.668	78.7	3:05.233	5	58.999	83.3	1:32.966	96.4	34.101	69.3	3:06.066
2	56.192	96.1	1:28.526		32.084	78.4	2:56.802	6	55.382	85.5	1:31.412	94.3	33.474	72.6	3:00.268
3	55.022	95.3	1:28.467		32.141	78.7	2:55.630	7	55.202	98.4	1:29.459		35.191	69.3	2:59.852
4	55.093	96.1	4:06.779	100.8	32.428	75.5	5:34.300 P	8	57.217	91.2	1:29.336		32.269	78.6	2:58.822

36 John Davison (A)								Lotus Elite							
lap	Sect-1	Speed	Sect-2	Speed	Sect-3	Speed	Laptime Pit	lap	Sect-1	Speed	Sect-2	Speed	Sect-3	Speed	Laptime Pit
1	51.619	102.8	1:23.390	107.4	29.506	82.5	2:44.515	4	49.569	104.7	1:20.244	107.5	28.976	82.3	2:38.789
2	50.626	104.2	1:20.377	108.9	30.280	79.6	2:41.283	5	53.754	92.7	1:25.606	100.3	29.850	81.1	2:49.210
3	51.453	103.7	1:21.611	107.7	29.308	82.5	2:42.372	6							

37 Nagamatsu-McClurg (INV)								Porsche 356 Speedster							
lap	Sect-1	Speed	Sect-2	Speed	Sect-3	Speed	Laptime Pit	lap	Sect-1	Speed	Sect-2	Speed	Sect-3	Speed	Laptime Pit
1	1:00.948	84.7	1:37.667	95.9	37.152	67.9	3:15.767	5	54.377	96.1	1:28.887	104.7	33.704	78.7	2:56.968
2	59.459	82.5	1:38.326	94.5	38.052	68.1	3:15.837	6	54.165	100.9	1:27.225	105.2	32.729	76.3	2:54.119
3	1:02.901	76.8	1:39.382	91.7	36.638	70.9	3:18.921	7	53.912	100.2	1:26.571	105.5	33.089	79.8	2:53.572
4	57.873	88.0	3:01.004	104.4	35.319	74.8	4:34.196 P	8	52.697	104.2	1:25.350	105.5	32.254	78.3	2:50.301



**Session Start: 11:26:04 - Finish: 11:53:09**  
**Weather/Track Conditions: Cloud / Dry**  
**Circuit: Silverstone Historic Grand Prix**  
**Track Length: 5.857 Km - 3.6394 miles**



# Silverstone Classic - 28 - 30 Jul 2017

## Royal Automobile Club Tourist Trophy For Historic Cars (Pre '63 GT)

### Qualifying for Race 14 - Sector Analysis

38 Young Jo-Young Ja (D)							Jaguar E-Type										
lap	Sect-1	Speed	Sect-2	Speed	Sect-3	Speed	Laptime	Pit	lap	Sect-1	Speed	Sect-2	Speed	Sect-3	Speed	Laptime	Pit
1	48.789	110.0	1:19.581		29.948	84.2	2:38.318		6	49.303	97.4	1:19.763		29.985	84.4	2:39.051	
2	49.521	112.2	1:17.786		29.301	86.9	2:36.608		7	49.628	109.8	1:18.746		29.651	85.6	2:38.025	
3	48.065	117.5	1:17.528		30.224	79.3	2:35.817		8	49.280	112.8	1:18.925		29.663	79.0	2:37.868	
4	49.655	111.7	1:20.451		32.080	78.8	2:42.186		9	49.032	106.9	1:19.314		29.626	84.7	2:37.972	
5	55.210	93.1	2:24.472		30.867	81.3	3:50.549	P	10	49.497	104.9	1:18.576		30.681	85.7	2:38.754	

39 John Emberson (B)							Morgan +4 Supersports										
lap	Sect-1	Speed	Sect-2	Speed	Sect-3	Speed	Laptime	Pit	lap	Sect-1	Speed	Sect-2	Speed	Sect-3	Speed	Laptime	Pit
1	54.960	99.1	1:26.095		32.069	79.8	2:53.124		6	50.856	108.9	1:23.695		32.081	77.1	2:46.632	
2	51.680	107.9	1:23.354		32.474	77.6	2:47.508		7	51.702	110.2	1:22.799		30.790	82.8	2:45.291	
3	51.751	105.5	1:23.366		31.964	81.0	2:47.081		8	51.482	107.5	1:22.684		30.957	82.6	2:45.123	
4	52.052	101.4	2:33.098		31.687	80.9	3:56.837	P	9	50.542	110.0	1:22.336		31.206	84.2	2:44.084	
5	51.873	107.9	1:22.949		30.730	81.6	2:45.552		10								

40 Watson-O'Connell (D)							Jaguar E-Type										
lap	Sect-1	Speed	Sect-2	Speed	Sect-3	Speed	Laptime	Pit	lap	Sect-1	Speed	Sect-2	Speed	Sect-3	Speed	Laptime	Pit
1	48.777	108.6	1:18.142	130.8	29.028	87.0	2:35.947		6	50.962	106.2	1:20.449	125.2	30.938	78.5	2:42.349	
2	48.765	114.7	1:18.198		29.049	86.6	2:36.012		7	52.287	107.5	1:20.359	125.4	31.313	83.6	2:43.959	
3	49.281	110.2	1:17.655	128.6	29.656	78.5	2:36.592		8	49.470	110.6	1:20.146	126.1	31.528	78.3	2:41.144	
4	47.613	119.4	1:16.540	130.3	28.578	86.8	2:32.731		9	50.061	118.4	1:20.540	127.1	30.634	78.3	2:41.235	
5	47.865	102.8	3:19.653	118.6	31.521	84.1	4:39.039	P	10								

42 Fisker-Henderson (D)							Jaguar E-Type										
lap	Sect-1	Speed	Sect-2	Speed	Sect-3	Speed	Laptime	Pit	lap	Sect-1	Speed	Sect-2	Speed	Sect-3	Speed	Laptime	Pit
1	53.861	99.3	2:39.030		32.073	79.4	4:04.964	P	6	51.077	110.0	2:51.522		34.966	80.2	4:17.565	P
2	51.428	106.0	1:20.583		29.596	83.1	2:41.607		7	54.432	99.4	1:28.630		32.945	83.0	2:56.007	
3	48.989	113.9	1:19.579		29.843	85.5	2:38.411		8	52.423	106.9	1:27.374		32.159	80.7	2:51.956	
4	48.941	105.4	1:19.782		30.803	85.7	2:39.526		9	52.736	103.7	1:24.137		32.229	83.2	2:49.102	
5	48.526	114.7	1:20.137		30.813	80.2	2:39.476		10								

43 Verhofstadt-Spagg (C)							Aston Martin DB2/4										
lap	Sect-1	Speed	Sect-2	Speed	Sect-3	Speed	Laptime	Pit	lap	Sect-1	Speed	Sect-2	Speed	Sect-3	Speed	Laptime	Pit
1	1:09.791	70.5	1:47.604		45.978	55.9	3:43.373		5	1:03.194	84.0	1:43.862		40.980	66.6	3:28.036	
2	1:09.990	69.0	1:49.652		45.692	54.3	3:45.334		6	1:03.126	86.7	1:43.044		39.178	62.7	3:25.348	
3	1:09.019	70.1	1:47.268		42.598	59.1	3:38.885		7	1:03.162	79.1	1:45.762		40.842	62.8	3:29.766	
4	1:08.131	69.0	3:32.485		41.882	63.1	5:22.498	P	8								

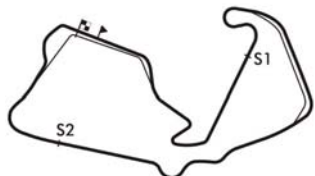
44 Gareth Burnett (B)							Porsche 356 Pre-A										
lap	Sect-1	Speed	Sect-2	Speed	Sect-3	Speed	Laptime	Pit	lap	Sect-1	Speed	Sect-2	Speed	Sect-3	Speed	Laptime	Pit
1	50.958	110.7	1:24.631		32.019		2:47.608		4	54.405	95.5	1:25.577		30.662		2:50.644	
2	52.707	99.9	1:26.024		31.579		2:50.310		5	51.544	101.5	1:24.229		33.863		2:49.636	
3	51.965	102.3	1:25.609		31.696		2:49.270		6								

49 Andrew Beaumont (A)							Lotus Elite S2										
lap	Sect-1	Speed	Sect-2	Speed	Sect-3	Speed	Laptime	Pit	lap	Sect-1	Speed	Sect-2	Speed	Sect-3	Speed	Laptime	Pit
1	54.700	101.5	1:27.300		32.405	72.8	2:54.405		6	55.072	102.8	1:23.880	106.2	30.638	80.2	2:49.590	
2	55.876	100.6	1:27.737	108.1	32.130	74.4	2:55.743		7	53.108	100.0	1:22.720		29.905	81.3	2:45.733	
3	52.866	102.9	1:25.042		33.355	81.2	2:51.263		8	52.655	104.0	1:23.709	107.7	31.195	81.4	2:47.559	
4	53.798	104.4	1:24.105	108.2	30.897	79.3	2:48.800		9	52.648	102.1	1:23.357		30.309	81.9	2:46.314	
5	53.145	103.6	1:25.733		31.237	77.4	2:50.115		10								

50 Dutton-Chudecki (A)							TVR Grantura Mk2 Lightweight										
lap	Sect-1	Speed	Sect-2	Speed	Sect-3	Speed	Laptime	Pit	lap	Sect-1	Speed	Sect-2	Speed	Sect-3	Speed	Laptime	Pit
1	57.763	99.7	1:26.878	107.4	34.545	68.2	2:59.186		5	1:01.179	85.9	1:33.572	102.1	36.327	68.7	3:11.078	
2	58.132	89.0	1:28.107	109.1	31.678	79.4	2:57.917		6	56.736	96.3	1:31.909	82.0	39.436	69.9	3:08.081	
3	54.642	93.2	1:26.088	107.9	32.599	78.8	2:53.329		7	56.625	93.2	1:30.758	103.4	35.606	72.5	3:02.989	
4	55.310	103.1	3:57.963	97.4	38.630	73.2	5:31.903	P	8	55.652	98.3	1:30.309	106.2	34.901	75.0	3:00.862	



**Session Start: 11:26:04 - Finish: 11:53:09**  
**Weather/Track Conditions: Cloud / Dry**  
**Circuit: Silverstone Historic Grand Prix**  
**Track Length: 5.857 Km - 3.6394 miles**

# Silverstone Classic - 28 - 30 Jul 2017

## Royal Automobile Club Tourist Trophy For Historic Cars (Pre '63 GT)

### Qualifying for Race 14 - Sector Analysis

51 Fabrice Perruchot (A)								Lotus Elite							
lap	Sect-1	Speed	Sect-2	Speed	Sect-3	Speed	Laptime Pit	lap	Sect-1	Speed	Sect-2	Speed	Sect-3	Speed	Laptime Pit
1	58.094	94.1	1:32.207	102.6	36.123	70.0	3:06.424	5	56.297	102.3	1:29.207	105.7	34.439	76.8	2:59.943
2	58.019	94.1	1:30.223	105.5	34.062	72.1	3:02.304	6	57.181	93.2	1:43.164	65.1	47.671	60.8	3:28.016
3	56.148	101.2	1:31.019	105.4	34.075	72.2	3:01.242	7	58.925	98.5	4:31.323	102.9	34.506	74.4	6:04.754 P
4	55.970	100.2	1:30.256	104.0	34.035	71.7	3:00.261	8							

53 Bason P-Bason E (A)								Lotus Elite S2							
lap	Sect-1	Speed	Sect-2	Speed	Sect-3	Speed	Laptime Pit	lap	Sect-1	Speed	Sect-2	Speed	Sect-3	Speed	Laptime Pit
1	58.818	99.3	1:26.932		35.024	73.7	3:00.774	5	1:02.603	76.3	1:27.277		31.799	82.5	3:01.679
2	54.356	101.7	1:26.222		33.799	76.2	2:54.377	6	51.878	107.7	1:22.546		30.447	83.7	2:44.871
3	53.985	106.0	3:23.451		31.964	80.4	4:49.400 P	7	52.619	106.0	1:22.553		30.765	80.5	2:45.937
4	56.118	79.7	1:24.390		35.483	62.3	2:55.991	8	51.728	108.4	1:23.148		32.895	83.0	2:47.771

55 Melling-Hall (D)								Jaguar E-Type FHC							
lap	Sect-1	Speed	Sect-2	Speed	Sect-3	Speed	Laptime Pit	lap	Sect-1	Speed	Sect-2	Speed	Sect-3	Speed	Laptime Pit
1	52.953	103.4	1:23.813	114.7	31.995	81.1	2:48.761	4	4:26.542	96.3	3:18.736	123.6	29.745	84.5	8:15.023 P
2	52.472	102.8	1:23.410	116.3	32.202	81.8	2:48.084	5	48.512	119.2	1:17.811	126.4	28.605	86.9	2:34.928
3	51.579	106.7	1:23.139	113.9	32.015	75.1	2:46.733	6							

56 Patrick Hello (A)								Lotus Elite							
lap	Sect-1	Speed	Sect-2	Speed	Sect-3	Speed	Laptime Pit	lap	Sect-1	Speed	Sect-2	Speed	Sect-3	Speed	Laptime Pit
1	58.697	85.7	1:38.708	93.3	35.745	69.8	3:13.150	3	1:00.275	89.0	1:36.435	94.4	35.721	73.0	3:12.431
2	1:02.006	91.7	1:35.951	97.0	37.220	62.1	3:15.177	4	58.295	89.0	1:34.760	95.6	36.240	73.7	3:09.295

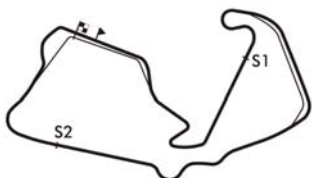
57 Knight-Woolmer (C)								Austin Healey 3000 Mk1							
lap	Sect-1	Speed	Sect-2	Speed	Sect-3	Speed	Laptime Pit	lap	Sect-1	Speed	Sect-2	Speed	Sect-3	Speed	Laptime Pit
1	51.887	109.1	1:23.762	110.4	30.580	80.9	2:46.229	5	49.223	115.1	1:19.689		29.122	84.4	2:38.034
2	50.688	107.7	1:22.091		29.722	82.8	2:42.501	6	49.650	116.7	1:18.697		29.468	85.5	2:37.815
3	50.224	111.1	1:21.020		29.730	84.2	2:40.974	7	48.938	118.1	1:18.938		28.851	84.6	2:36.727
4	50.995	90.6	5:49.039		29.977	84.4	7:10.011 P	8							

58 Wright-Clark (B)								Porsche							
lap	Sect-1	Speed	Sect-2	Speed	Sect-3	Speed	Laptime Pit	lap	Sect-1	Speed	Sect-2	Speed	Sect-3	Speed	Laptime Pit
1	55.625	91.8	1:33.400		34.675		3:03.700	5	54.537	95.1	1:28.841		33.614		2:56.992
2	53.142	103.1	1:27.148		33.736		2:54.026	6	53.836	93.6	1:29.938		33.992		2:57.766
3	54.763	99.6	1:28.604		33.784		2:57.151	7	4:19.622	100.0	3:10.789		34.834		8:05.245 P
4	54.461	100.8	1:28.009		34.199		2:56.669	8							

59 Worthington-Midgley (C)								Austin Healey 3000 Mk3							
lap	Sect-1	Speed	Sect-2	Speed	Sect-3	Speed	Laptime Pit	lap	Sect-1	Speed	Sect-2	Speed	Sect-3	Speed	Laptime Pit
1	53.995	99.6	1:25.862		33.393	79.9	2:53.250	5	51.877	104.0	1:23.476	108.1	33.339	76.6	2:48.692
2	53.883	87.4	1:26.220	117.9	32.251	82.8	2:52.354	6	52.542	107.9	1:23.289	115.9	32.145	81.5	2:47.976
3	4:05.660	94.0	3:06.808		34.647	79.6	7:47.115 P	7	53.143	102.9	1:23.392	110.6	33.166	81.1	2:49.701
4	56.868	99.1	1:25.808	102.8	33.056	82.3	2:55.732	8							

62 Perfetti-Rovelli (A)								Lotus Elite							
lap	Sect-1	Speed	Sect-2	Speed	Sect-3	Speed	Laptime Pit	lap	Sect-1	Speed	Sect-2	Speed	Sect-3	Speed	Laptime Pit
1	53.551	103.6	1:24.202	107.7	31.004	82.6	2:48.757	6	52.254	105.8	3:06.831	107.4	33.207	83.3	4:32.292 P
2	53.994	102.8	1:23.688	110.9	30.651	82.0	2:48.333	7	50.919	106.2	1:22.882	107.4	29.807	81.5	2:43.608
3	52.240	104.9	1:23.256	107.9	30.379	75.1	2:45.875	8	53.846	103.4	1:21.983	107.2	29.491	83.5	2:45.320
4	56.110	91.7	1:26.352	96.7	31.296	74.0	2:53.758	9	50.441	104.7	1:21.586	107.7	30.418	80.2	2:42.445
5	52.322	106.5	1:20.627	109.1	31.066	79.5	2:44.015	10							

63 Jefferies-Tyzack (A)								Abarth Bialbero							
lap	Sect-1	Speed	Sect-2	Speed	Sect-3	Speed	Laptime Pit	lap	Sect-1	Speed	Sect-2	Speed	Sect-3	Speed	Laptime Pit
1	1:09.105	83.4	1:42.187		47.454	57.6	3:38.746	4	1:05.447	84.7	1:44.518		38.962	57.5	3:28.927
2	1:05.884	84.6	1:42.894		39.868	51.2	3:28.646	5	1:04.235	83.4	5:00.465		42.883	62.0	6:47.583 P
3	1:05.803	83.4	1:46.136		39.823	54.4	3:31.762	6	1:09.314	80.3	1:47.570		41.208	66.1	3:38.092



**Session Start: 11:26:04 - Finish: 11:53:09**  
**Weather/Track Conditions: Cloud / Dry**  
**Circuit: Silverstone Historic Grand Prix**  
**Track Length: 5.857 Km - 3.6394 miles**

# Silverstone Classic - 28 - 30 Jul 2017

## Royal Automobile Club Tourist Trophy For Historic Cars (Pre '63 GT)

### Qualifying for Race 14 - Sector Analysis

65 Hunt-Blakeney-Edwards (D)								AC Cobra							
lap	Sect-1	Speed	Sect-2	Speed	Sect-3	Speed	Laptime Pit	lap	Sect-1	Speed	Sect-2	Speed	Sect-3	Speed	Laptime Pit
1	50.339	112.4	1:19.097	132.1	30.179	87.0	2:39.615	6	47.983	115.1	1:19.242	127.6	29.602	85.9	2:36.827
2	48.578	117.5	1:18.828	126.6	30.720	85.3	2:38.126	7	47.837	118.1	1:17.088	132.6	29.645	83.0	2:34.570
3	47.777	121.6	1:18.223	130.8	30.096	87.0	2:36.096	8	48.147	119.6	1:17.368	129.1	29.270	87.2	2:34.785
4	48.904	106.5	1:19.715	130.1	30.674	79.6	2:39.293	9	47.257	123.4	1:16.626	130.6	29.202	87.0	2:33.085
5	49.552	100.9	2:44.190	127.3	29.855	87.7	4:03.597 P	10							

68 Drabble S-Drabble A (C)								Reliant Sabre Six							
lap	Sect-1	Speed	Sect-2	Speed	Sect-3	Speed	Laptime Pit	lap	Sect-1	Speed	Sect-2	Speed	Sect-3	Speed	Laptime Pit
1							3:07.338	5							4:33.193
2							3:01.465	6							2:53.026
3							3:01.723	7							2:55.555
4							2:59.135	8							2:49.169

73 Cottingham-Stanley (D)								Jaguar E-Type							
lap	Sect-1	Speed	Sect-2	Speed	Sect-3	Speed	Laptime Pit	lap	Sect-1	Speed	Sect-2	Speed	Sect-3	Speed	Laptime Pit
1	49.055	114.7	1:20.854	129.8	29.442	88.3	2:39.351	6	48.537	121.1	1:18.837	124.0	30.085	86.8	2:37.459
2	46.961	122.2	1:16.553	127.8	29.015	80.3	2:32.529	7	48.641	116.3	1:18.807	125.7	30.046	82.6	2:37.494
3	47.315	124.5	1:17.499	129.1	30.009	88.3	2:34.823	8	57.452	115.1	1:18.492	124.7	29.835	86.3	2:45.779
4	47.822	124.0	1:31.391	126.4	29.634	86.4	2:48.847	9	48.733	117.9	1:26.629	125.2	29.914	86.0	2:45.276
5	47.928	115.7	2:18.914	124.0	30.495	85.3	3:37.337 P	10	50.215	117.5	1:18.264	126.6	29.336	86.3	2:37.815

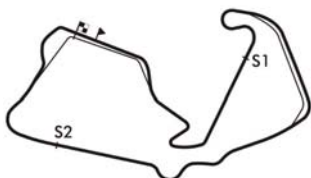
75 Müller U-Müller A (D)								Aston Martin DB4GT							
lap	Sect-1	Speed	Sect-2	Speed	Sect-3	Speed	Laptime Pit	lap	Sect-1	Speed	Sect-2	Speed	Sect-3	Speed	Laptime Pit
1	54.356	99.6	1:24.984		33.457	84.0	2:52.797	5	50.340	106.5	1:19.373		30.223	85.8	2:39.936
2	50.587	105.0	1:21.084		32.147	86.4	2:43.818	6	48.897	119.2	1:19.019		29.497	83.2	2:37.413
3	51.495	104.2	1:21.979		32.173	84.3	2:45.647	7	48.739	114.7	1:18.439		30.989	85.6	2:38.167
4	52.627	94.7	2:51.931		31.532	85.6	4:16.090 P	8	48.852	114.3	1:17.961		29.687	88.5	2:36.500

76 Robin Ellis (A)								Lotus Elite							
lap	Sect-1	Speed	Sect-2	Speed	Sect-3	Speed	Laptime Pit	lap	Sect-1	Speed	Sect-2	Speed	Sect-3	Speed	Laptime Pit
1	53.891	103.7	1:23.613	110.7	30.541	83.5	2:48.045	4	52.761	100.0	1:23.532	101.7	30.417	83.2	2:46.710
2	57.099	76.9	1:22.722	110.4	31.072	83.9	2:50.893	5	51.956	100.5	1:24.375	99.4	33.303	75.4	2:49.634
3	51.262	107.4	1:21.449	112.2	30.651	82.2	2:43.362	6							

77 Ken Prichard Jones (INV)								Turner Mk3							
lap	Sect-1	Speed	Sect-2	Speed	Sect-3	Speed	Laptime Pit	lap	Sect-1	Speed	Sect-2	Speed	Sect-3	Speed	Laptime Pit
1	58.681	91.1	1:31.048	101.4	35.985	71.5	3:05.714	6	58.148	98.1	1:30.194	111.7	35.192	73.0	3:03.534
2	56.426	92.7	1:29.475	105.5	35.202	72.8	3:01.103	7	57.125	96.1	1:31.387	100.0	36.866	76.1	3:05.378
3	55.612	98.3	1:29.728	106.4	36.410	74.7	3:01.750	8	54.452	98.1	1:28.394	106.4	35.377	69.5	2:58.223
4	57.245	96.1	1:28.768	106.9	34.715	73.2	3:00.728	9	57.146	90.4	1:29.592	105.5	33.626	75.4	3:00.364
5	58.803	95.9	1:30.065	107.0	35.853	73.2	3:04.721	10							

79 Will Linley (C)								Austin Healey 3000 Mk2							
lap	Sect-1	Speed	Sect-2	Speed	Sect-3	Speed	Laptime Pit	lap	Sect-1	Speed	Sect-2	Speed	Sect-3	Speed	Laptime Pit
1	52.742	98.7	1:25.096	114.5	33.606	83.6	2:51.444	6	53.299	110.7	1:20.944	117.9	31.075	78.8	2:45.318
2	51.120	104.7	1:22.637	115.1	30.681	84.1	2:44.438	7	50.984	114.5	1:22.732	117.3	30.680	84.7	2:44.396
3	51.219	106.0	1:22.647	118.4	31.580	85.2	2:45.446	8	54.975	108.4	1:23.501	116.1	30.866	85.5	2:49.342
4	49.782	114.1	1:22.149	119.2	30.629	86.3	2:42.560	9	50.129	113.2	1:22.492	118.8	31.627	86.0	2:44.248
5	50.877	114.1	1:28.836	115.9	30.963	83.7	2:50.676	10							

81 Rawe-Sanz de Acedo (INV)								Aston Martin DB4							
lap	Sect-1	Speed	Sect-2	Speed	Sect-3	Speed	Laptime Pit	lap	Sect-1	Speed	Sect-2	Speed	Sect-3	Speed	Laptime Pit
1	56.637	95.7	1:26.447	110.6	33.869	75.6	2:56.953	5	59.004	98.7	1:33.518	95.5	37.550	66.1	3:10.072
2	53.164	103.2	1:25.921	112.8	32.566	80.6	2:51.651	6	56.489	106.4	1:29.339	109.8	35.752	72.0	3:01.580
3	52.800	105.4	1:25.422	111.7	32.938	79.3	2:51.160	7	56.162	105.7	1:27.642	110.2	35.543	76.3	2:59.347
4	53.319	99.4	3:18.819	93.1	36.781	61.3	4:48.919 P	8	54.889	104.2	1:29.819	107.0	34.904	77.7	2:59.612



**Session Start: 11:26:04 - Finish: 11:53:09**  
**Weather/Track Conditions: Cloud / Dry**  
**Circuit: Silverstone Historic Grand Prix**  
**Track Length: 5.857 Km - 3.6394 miles**

# Silverstone Classic - 28 - 30 Jul 2017

## Royal Automobile Club Tourist Trophy For Historic Cars (Pre '63 GT)

### Qualifying for Race 14 - Sector Analysis

82 Bob Binfield (D)								Jaguar E-Type							
lap	Sect-1	Speed	Sect-2	Speed	Sect-3	Speed	Laptime Pit	lap	Sect-1	Speed	Sect-2	Speed	Sect-3	Speed	Laptime Pit
1	52.975	107.2	1:23.750		31.877	82.3	2:48.602	6	49.911	112.6	1:20.577		30.497	86.0	2:40.985
2	51.488	105.2	1:23.038		30.867	85.3	2:45.393	7	49.859	111.5	1:22.366		31.780	84.8	2:44.005
3	51.100	111.7	1:20.182		31.720	85.7	2:43.002	8	50.045	117.1	1:21.424		32.162	81.8	2:43.631
4	51.375	105.7	1:21.369		30.545	86.6	2:43.289	9	50.331	112.4	1:21.307		30.825	81.4	2:42.463
5	50.025	113.0	1:20.685		30.879	83.5	2:41.589	10	50.020	110.7	1:35.109		30.698	84.2	2:55.827

99 Bianchi T-Bianchi P (C)								Austin Healey 3000 Mk1							
lap	Sect-1	Speed	Sect-2	Speed	Sect-3	Speed	Laptime Pit	lap	Sect-1	Speed	Sect-2	Speed	Sect-3	Speed	Laptime Pit
1	56.892	91.9	1:27.792		34.155	80.3	2:58.839	5	52.744	103.6	1:23.796		31.899	81.1	2:48.439
2	54.263	93.7	1:26.408		33.371	78.9	2:54.042	6	52.066	110.4	1:23.117		31.980	79.6	2:47.163
3	53.645	95.3	1:25.318		33.247	81.2	2:52.210	7	52.223	111.1	1:22.227		31.365	80.2	2:45.815
4	53.796	100.8	3:06.623		33.368	76.0	4:33.787 P	8	52.219	107.9	1:21.802	120.5	31.405	74.5	2:45.426

110 Corfield-Welch (C)								Austin Healey 3000							
lap	Sect-1	Speed	Sect-2	Speed	Sect-3	Speed	Laptime Pit	lap	Sect-1	Speed	Sect-2	Speed	Sect-3	Speed	Laptime Pit
1	49.458	111.8	1:19.669		29.331	84.5	2:38.458	5	51.890	95.1	1:23.119	116.9	31.699	80.8	2:46.708
2	49.417	113.9	1:18.742	120.1	29.625	85.8	2:37.784	6	51.647	102.1	1:23.323	116.1	31.238	82.2	2:46.208
3	49.129	109.7	1:18.837	119.8	30.124	85.3	2:38.090	7	51.346	104.0	1:20.908		32.998	82.3	2:45.252
4	50.397	107.4	2:54.468	109.1	32.281	81.3	4:17.146 P	8	50.756	109.3	1:23.400		32.271	84.0	2:46.427

117 Banks A-Banks M (A)								Alfa Romeo Giulietta SZ							
lap	Sect-1	Speed	Sect-2	Speed	Sect-3	Speed	Laptime Pit	lap	Sect-1	Speed	Sect-2	Speed	Sect-3	Speed	Laptime Pit
1	54.928	102.3	1:25.108	104.7	30.419	82.0	2:50.455	6	51.908	102.1	1:22.502	106.0	30.433	81.3	2:44.843
2	52.959	99.4	1:24.323	103.4	30.790	83.3	2:48.072	7	50.823	103.9	1:22.784	103.2	30.007	81.8	2:43.614
3	51.272	99.4	1:22.823	106.4	30.391	78.3	2:44.486	8	50.889	103.7	1:22.104	108.4	31.714	76.7	2:44.707
4	53.522	101.5	1:23.096	99.9	30.285	80.8	2:46.903	9	52.282	102.6	1:21.942	108.4	29.995	82.2	2:44.219
5	52.337	97.1	2:35.586	105.4	31.373	81.5	3:59.296 P	10							

133 Bell-Greensall (C)								Austin Healey 3000							
lap	Sect-1	Speed	Sect-2	Speed	Sect-3	Speed	Laptime Pit	lap	Sect-1	Speed	Sect-2	Speed	Sect-3	Speed	Laptime Pit
1	56.562	106.9	1:23.237		30.992	85.6	2:50.791	6	51.260	103.2	1:23.689		30.452	86.4	2:45.401
2	51.007	103.7	1:22.039		30.996	86.1	2:44.042	7	50.879	108.1	1:21.871		31.239	86.4	2:43.989
3	51.803	107.5	1:21.830		31.137	85.8	2:44.770	8	51.795	112.4	1:19.713		30.183	85.9	2:41.691
4	51.062	106.5	1:22.244		32.344	71.2	2:45.650	9	50.554	112.2	1:21.902		30.576	85.5	2:43.032
5	51.187	112.8	1:22.560		30.471	84.0	2:44.218	10							

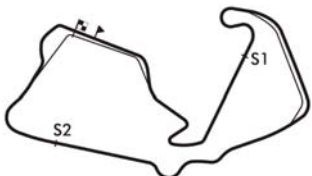
149 Woodgate-Greaves (C)								Aston Martin DB Mk3							
lap	Sect-1	Speed	Sect-2	Speed	Sect-3	Speed	Laptime Pit	lap	Sect-1	Speed	Sect-2	Speed	Sect-3	Speed	Laptime Pit
1	55.599	91.9	1:29.133	104.7	34.553	79.1	2:59.285	5	58.420	93.5	1:31.053	101.1	34.154	77.7	3:03.627
2	54.352	101.7	1:26.243	105.8	32.574	79.6	2:53.169	6	56.707	95.9	1:29.363	105.0	34.661	71.2	3:00.731
3	54.232	102.5	1:27.072	107.4	32.564	79.1	2:53.868	7	57.820	97.4	1:28.734	105.2	34.532	68.3	3:01.086
4	55.117	98.7	3:07.520	101.5	37.344	67.3	4:39.981 P	8	56.398	93.2	1:32.397	102.0	33.129	78.0	3:01.924

207 Harris-Wilmoth (C)								Austin Healey 3000 Mk1							
lap	Sect-1	Speed	Sect-2	Speed	Sect-3	Speed	Laptime Pit	lap	Sect-1	Speed	Sect-2	Speed	Sect-3	Speed	Laptime Pit
1							2:50.060	6							2:45.959
2							2:49.999	7							2:40.117
3							2:46.937	8							2:40.661
4							2:50.780	9							2:43.668
5							3:55.813	10							

217 Mike Freeman (A)								Lotus Elite							
lap	Sect-1	Speed	Sect-2	Speed	Sect-3	Speed	Laptime Pit	lap	Sect-1	Speed	Sect-2	Speed	Sect-3	Speed	Laptime Pit
1	53.200	104.7	1:23.889	110.6	30.785	82.3	2:47.874	4	50.436	105.7	1:22.055	111.1	30.064	84.1	2:42.555
2	51.201	105.0	1:21.913	110.2	30.161	84.7	2:43.275	5	50.536	107.0	1:21.534	110.7	29.827	83.7	2:41.897
3	50.446	106.2	1:21.708	110.2	30.067	83.8	2:42.221	6	50.170	107.2	1:21.464	108.8	30.071	82.5	2:41.705



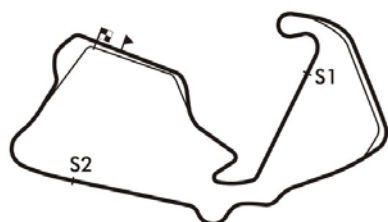
**Session Start: 11:26:04 - Finish: 11:53:09**  
**Weather/Track Conditions: Cloud / Dry**  
**Circuit: Silverstone Historic Grand Prix**  
**Track Length: 5.857 Km - 3.6394 miles**

# Silverstone Classic - 28 - 30 Jul 2017

## Royal Automobile Club Tourist Trophy For Historic Cars (Pre '63 GT)

### Qualifying for Race 14 - Best Sector Times

SECTOR 1			SECTOR 2			SECTOR 3			IDEAL / BEST LAP COMPARISON						
NO	TIME	LAP	NO	TIME	LAP	NO	TIME	LAP	NO	NAME	BEST	IN	IDEAL	DIFF	
1	1	46.176	7	1	1:14.617	6	1	27.914	10	1	Friedrichs-Hadfield	2:29.376	10	2:28.707	+0.669
2	73	46.961	2	16	1:14.998	8	40	28.578	4	17	Christopher Milner	2:32.019	2	2:31.525	+0.494
3	16	47.095	6	17	1:15.220	2	55	28.605	5	16	Lukas Halusa	2:32.027	6	2:30.808	+1.219
4	65	47.257	9	40	1:16.540	4	16	28.715	9	73	Cottingham-Stanley	2:32.529	2	2:32.529	+0.000
5	17	47.472	3	73	1:16.553	2	17	28.833	2	40	Watson-O'Connell	2:32.731	4	2:32.731	+0.000
6	40	47.613	4	65	1:16.626	9	57	28.851	7	65	Hunt-Blakeney-Edw.	2:33.085	9	2:33.085	+0.000
7	33	48.029	7	33	1:17.516	3	36	28.976	4	55	Melling-Hall	2:34.928	5	2:34.707	+0.221
8	38	48.065	3	38	1:17.528	3	73	29.015	2	33	Jon Minshaw	2:35.381	6	2:34.730	+0.651
9	55	48.291	6	55	1:17.811	5	28	29.132	7	38	Young Jo-Young Ja	2:35.817	3	2:34.894	+0.923
10	11	48.313	2	75	1:17.961	8	33	29.185	1	11	Schildt-Lockie	2:36.480	4	2:35.914	+0.566
11	42	48.526	5	11	1:18.040	2	65	29.202	9	75	Müller U-Müller A	2:36.500	8	2:36.197	+0.303
12	75	48.739	7	57	1:18.697	6	38	29.301	2	57	Knight-Woolmer	2:36.727	7	2:36.295	+0.432
13	57	48.747	8	110	1:18.742	2	110	29.331	1	110	Corfield-Welch	2:37.784	2	2:37.202	+0.582
14	7	48.953	3	42	1:19.579	3	62	29.491	8	42	Fisken-Henderson	2:38.411	3	2:37.701	+0.710
15	110	49.129	3	8	1:19.663	5	75	29.497	6	8	John Clark	2:38.470	5	2:38.392	+0.078
16	8	49.130	6	133	1:19.713	8	11	29.561	4	36	John Davison	2:38.789	4	2:38.789	+0.000
17	4	49.540	7	22	1:19.784	9	4	29.576	7	28	Michael Gans	2:39.572	3	2:38.685	+0.887
18	36	49.569	4	28	1:19.886	8	42	29.596	2	4	Hunt-Grant-Peterkin	2:39.611	7	2:39.404	+0.207
19	28	49.667	9	82	1:20.182	3	8	29.599	5	7	Naismith N-Naismitt	2:39.919	3	2:39.896	+0.023
20	79	49.782	4	36	1:20.244	4	217	29.827	5	207	Harris-Wilmoth	2:40.117	7		+
21	82	49.859	7	4	1:20.288	3	49	29.905	7	82	Bob Binfield	2:40.985	6	2:40.538	+0.447
22	22	49.889	6	7	1:20.575	3	117	29.995	9	22	Miller-Goble	2:41.159	6	2:40.625	+0.534
23	217	50.170	6	62	1:20.627	5	30	30.174	7	133	Bell-Greensall	2:41.691	8	2:40.450	+1.241
24	62	50.441	9	79	1:20.944	6	133	30.183	8	217	Mike Freeman	2:41.705	6	2:41.461	+0.244
25	39	50.542	9	76	1:21.449	3	7	30.368	1	62	Perfetti-Rovelli	2:42.445	9	2:40.559	+1.886
26	133	50.554	9	217	1:21.464	6	76	30.417	4	79	Will Linley	2:42.560	4	2:41.355	+1.205
27	117	50.823	7	99	1:21.802	8	13	30.420	9	76	Robin Ellis	2:43.362	3	2:43.128	+0.234
28	44	50.958	1	117	1:21.942	9	27	30.440	4	117	Banks A-Banks M	2:43.614	7	2:42.760	+0.854
29	26	51.148	9	39	1:22.336	9	53	30.447	6	39	John Emberson	2:44.084	9	2:43.608	+0.476
30	76	51.262	3	30	1:22.358	7	82	30.497	6	30	Michael Birch	2:44.668	7	2:44.070	+0.598
31	30	51.538	8	53	1:22.546	6	79	30.629	4	53	Bason P-Bason E	2:44.871	6	2:44.721	+0.150
32	53	51.728	8	49	1:22.720	7	34	30.638	9	99	Bianchi T-Bianchi P	2:45.426	8	2:45.233	+0.193
33	59	51.877	5	26	1:22.890	2	44	30.662	4	49	Andrew Beaumont	2:45.733	7	2:45.273	+0.460
34	13	51.978	4	59	1:23.289	6	18	30.672	9	26	Ellis-Bos	2:46.727	2	2:44.776	+1.951
35	99	52.066	6	13	1:23.473	5	39	30.730	5	13	Graham Wilson	2:46.805	5	2:45.871	+0.934
36	18	52.121	7	34	1:24.072	3	26	30.738	2	44	Gareth Burnett	2:47.608	1	2:45.849	+1.759
37	20	52.229	2	44	1:24.229	5	22	30.952	9	59	Worthington-Midgley	2:47.976	6	2:47.311	+0.665
38	49	52.648	9	27	1:24.757	2	32	30.971	4	34	Josh Sadler	2:48.980	9	2:47.910	+1.070
39	37	52.697	8	20	1:24.790	3	99	31.365	7	68	Drabble S-Drabble /	2:49.169	8		+
40	81	52.800	3	18	1:25.034	3	50	31.678	2	20	Hall-O'Shea	2:49.213	2	2:49.155	+0.058
41	29	52.829	6	37	1:25.350	8	29	31.810	2	18	Marc Gordon	2:49.319	3	2:47.827	+1.492
42	27	52.926	5	32	1:25.404	4	35	32.084	2	32	Clegg Cha-Clegg Cf	2:49.681	4	2:49.593	+0.088
43	58	53.142	2	81	1:25.422	3	20	32.136	2	27	Ellis-Daniell	2:50.184	2	2:48.123	+2.061
44	34	53.200	9	29	1:25.509	8	59	32.145	6	37	Nagamatsu-McClurg	2:50.301	8	2:50.301	+0.000
45	32	53.218	5	50	1:26.088	3	37	32.254	8	29	Nicholas James	2:50.621	6	2:50.148	+0.473
46	149	54.232	3	149	1:26.243	2	149	32.564	3	81	Rawe-Sanz de Acec	2:51.160	3	2:50.788	+0.372
47	77	54.452	8	58	1:27.148	2	81	32.566	2	149	Woodgate-Greaves	2:53.169	2	2:53.039	+0.130



Session Start: 11:26:04 - Finish: 11:53:09

Weather/Track Conditions: Cloud / Dry

Circuit: Silverstone Historic Grand Prix

Track Length: 5.857 Km - 3.6394 miles

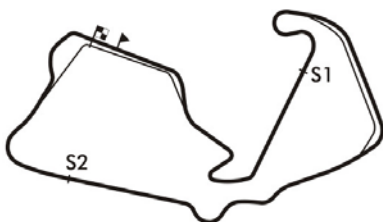


# Silverstone Classic - 28 - 30 Jul 2017

## Royal Automobile Club Tourist Trophy For Historic Cars (Pre '63 GT)

### Qualifying for Race 14 - Best Sector Times

48	50	54.642	3	77	1:28.394	8	58	33.614	5
49	35	55.022	3	35	1:28.467	3	77	33.626	9
50	51	55.970	4	51	1:29.207	5	51	34.035	4
51	56	58.295	4	31	1:34.334	7	56	35.721	3
52	31	58.873	6	56	1:34.760	4	31	36.458	3
53	43	1:03.126	6	63	1:42.187	1	63	38.962	4
54	63	1:04.235	5	43	1:43.044	6	43	39.178	6
55	68			68			68		
56	93			93			93		
57	97			97			97		
58	207			207			207		



**Session Start: 11:26:04 - Finish: 11:53:09**  
**Weather/Track Conditions: Cloud / Dry**  
**Circuit: Silverstone Historic Grand Prix**  
**Track Length: 5.857 Km - 3.6394 miles**

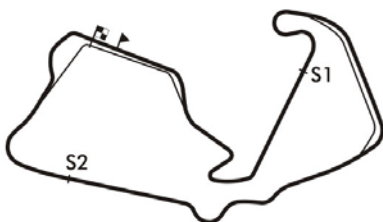


# Silverstone Classic - 28 - 30 Jul 2017

## Royal Automobile Club Tourist Trophy For Historic Cars (Pre '63 GT)

### Qualifying for Race 14 - Best Sector Times

50	Dutton-Chudecki	2:53.329	3	2:52.408	+0.921
58	Wright-Clark	2:54.026	2	2:53.904	+0.122
35	Bromley S-Bromley	2:55.630	3	2:55.573	+0.057
77	Ken Prichard Jones	2:58.223	8	2:56.472	+1.751
51	Fabrice Perruchot	2:59.943	5	2:59.212	+0.731
56	Patrick Hello	3:09.295	4	3:08.776	+0.519
31	Vandyk-Wilks	3:10.923	7	3:09.665	+1.258
43	Verhofstadt-Spagg	3:25.348	6	3:25.348	+0.000
63	Jefferies-Tyzack	3:28.646	2	3:25.384	+3.262



**Session Start: 11:26:04 - Finish: 11:53:09**  
**Weather/Track Conditions: Cloud / Dry**  
**Circuit: Silverstone Historic Grand Prix**  
**Track Length: 5.857 Km - 3.6394 miles**

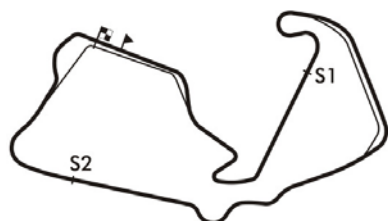


# Silverstone Classic - 28 - 30 Jul 2017

## Royal Automobile Club Tourist Trophy For Historic Cars (Pre '63 GT)

### Qualifying for Race 14 - Best Sector Speeds

	NO	SECTOR 1	MPH	NO	SECTOR 2	MPH	NO	SECTOR 3	MPH
1	1	Friedrichs-Hadfield	129.3	1	Friedrichs-Hadfield	140.1	16	Lukas Halusa	90.2
2	73	Cottingham-Stanley	124.5	65	Hunt-Blakeney-Edwards	132.9	1	Friedrichs-Hadfield	90.0
3	65	Hunt-Blakeney-Edwards	123.4	17	Christopher Milner	131.1	75	Müller U-Müller A	88.5
4	33	Jon Minshaw	123.1	40	Watson-O'Connell	130.8	17	Christopher Milner	88.4
5	16	Lukas Halusa	122.9	73	Cottingham-Stanley	129.8	73	Cottingham-Stanley	88.3
6	17	Christopher Milner	122.2	16	Lukas Halusa	127.8	33	Jon Minshaw	88.2
7	11	Schildt-Lockie	120.5	11	Schildt-Lockie	127.6	65	Hunt-Blakeney-Edwards	87.7
8	8	John Clark	120.3	22	Miller-Goble	127.1	40	Watson-O'Connell	87.0
9	55	Melling-Hall	120.3	55	Melling-Hall	126.4	38	Young Jo-Young Ja	86.9
10	40	Watson-O'Connell	119.4	7	Naismith N-Naismith H	124.5	55	Melling-Hall	86.9
11	75	Müller U-Müller A	119.2	99	Bianchi T-Bianchi P	120.5	8	John Clark	86.8
12	57	Knight-Woolmer	118.1	110	Corfield-Welch	120.1	82	Bob Binfield	86.6
13	22	Miller-Goble	117.9	79	Will Linley	119.2	133	Bell-Greensall	86.4
14	38	Young Jo-Young Ja	117.5	59	Worthington-Midgley	117.9	79	Will Linley	86.3
15	82	Bob Binfield	117.1	28	Michael Gans	112.8	11	Schildt-Lockie	86.1
16	4	Hunt-Grant-Peterkin	116.7	81	Rawe-Sanz de Acedo	112.8	110	Corfield-Welch	85.8
17	7	Naismith N-Naismith H	115.7	76	Robin Ellis	112.2	42	Fisken-Henderson	85.7
18	42	Fisken-Henderson	114.7	77	Ken Prichard Jones	111.7	22	Miller-Goble	85.5
19	79	Will Linley	114.5	217	Mike Freeman	111.1	57	Knight-Woolmer	85.5
20	110	Corfield-Welch	113.9	62	Perfetti-Rovelli	110.9	7	Naismith N-Naismith H	84.9
21	133	Bell-Greensall	112.8	57	Knight-Woolmer	110.4	217	Mike Freeman	84.7
22	99	Bianchi T-Bianchi P	111.1	50	Dutton-Chudecki	109.1	39	John Emberson	84.2
23	44	Gareth Burnett	110.7	36	John Davison	108.9	76	Robin Ellis	83.9
24	26	Ellis-Bos	110.4	117	Banks A-Banks M	108.4	53	Bason P-Bason E	83.7
25	39	John Emberson	110.2	32	Clegg Cha-Clegg Chr	108.2	28	Michael Gans	83.6
26	20	Hall-O'Shea	109.3	49	Andrew Beaumont	108.2	62	Perfetti-Rovelli	83.5
27	53	Bason P-Bason E	108.4	149	Woodgate-Greaves	107.4	4	Hunt-Grant-Peterkin	83.4
28	59	Worthington-Midgley	107.9	13	Graham Wilson	106.4	117	Banks A-Banks M	83.3
29	28	Michael Gans	107.4	18	Marc Gordon	106.2	30	Michael Birch	83.0
30	76	Robin Ellis	107.4	29	Nicholas James	106.0	59	Worthington-Midgley	82.8
31	217	Mike Freeman	107.2	27	Ellis-Daniell	105.8	26	Ellis-Bos	82.5
32	62	Perfetti-Rovelli	106.5	30	Michael Birch	105.8	32	Clegg Cha-Clegg Chr	82.5
33	81	Rawe-Sanz de Acedo	106.4	51	Fabrice Perruchot	105.7	36	John Davison	82.5
34	36	John Davison	104.7	37	Nagamatsu-McClurg	105.5	49	Andrew Beaumont	81.9
35	49	Andrew Beaumont	104.4	34	Josh Sadler	105.0	13	Graham Wilson	81.5
36	37	Nagamatsu-McClurg	104.2	35	Bromley S-Bromley J	100.8	34	Josh Sadler	81.5
37	117	Banks A-Banks M	103.9	31	Vandyk-Wilks	97.7	18	Marc Gordon	81.4
38	13	Graham Wilson	103.1	56	Patrick Hello	97.0	20	Hall-O'Shea	81.3
39	50	Dutton-Chudecki	103.1	4	Hunt-Grant-Peterkin	0.0	99	Bianchi T-Bianchi P	81.2
40	58	Wright-Clark	103.1	8	John Clark	0.0	81	Rawe-Sanz de Acedo	80.6



**Session Start: 11:26:04 - Finish: 11:53:09**  
**Weather/Track Conditions: Cloud / Dry**  
**Circuit: Silverstone Historic Grand Prix**  
**Track Length: 5.857 Km - 3.6394 miles**



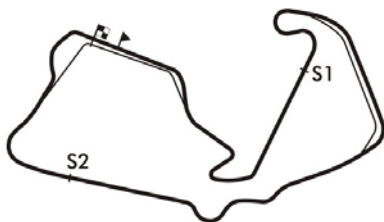


# Silverstone Classic - 28 - 30 Jul 2017

## Royal Automobile Club Tourist Trophy For Historic Cars (Pre '63 GT)

### Qualifying for Race 14 - Best Sector Speeds

41	18	Marc Gordon	102.8	20	Hall-O'Shea	0.0	27	Ellis-Daniell	80.1
42	32	Clegg Cha-Clegg Chr	102.8	26	Ellis-Bos	0.0	37	Nagamatsu-McClurg	79.8
43	149	Woodgate-Greaves	102.5	33	Jon Minshaw	0.0	149	Woodgate-Greaves	79.6
44	51	Fabrice Perruchot	102.3	38	Young Jo-Young Ja	0.0	50	Dutton-Chudecki	79.4
45	29	Nicholas James	102.0	39	John Emberson	0.0	29	Nicholas James	79.0
46	30	Michael Birch	101.8	42	Fisken-Henderson	0.0	35	Bromley S-Bromley J	78.7
47	27	Ellis-Daniell	100.9	43	Verhofstadt-Spagg	0.0	51	Fabrice Perruchot	76.8
48	34	Josh Sadler	98.8	44	Gareth Burnett	0.0	77	Ken Prichard Jones	76.1
49	35	Bromley S-Bromley J	98.4	53	Bason P-Bason E	0.0	56	Patrick Hello	73.7
50	77	Ken Prichard Jones	98.3	58	Wright-Clark	0.0	31	Vandyk-Wilks	72.2
51	31	Vandyk-Wilks	92.9	63	Jefferies-Tyzack	0.0	43	Verhofstadt-Spagg	66.6
52	56	Patrick Hello	91.7	68	Drabble S-Drabble A	0.0	63	Jefferies-Tyzack	66.1
53	43	Verhofstadt-Spagg	86.7	75	Müller U-Müller A	0.0	44	Gareth Burnett	0.0
54	63	Jefferies-Tyzack	84.7	82	Bob Binfield	0.0	58	Wright-Clark	0.0
55	68	Drabble S-Drabble A	0.0	93	Nyquist-Kjallgren	0.0	68	Drabble S-Drabble A	0.0
56	93	Nyquist-Kjallgren	0.0	97	Atkins-Stirling	0.0	93	Nyquist-Kjallgren	0.0
57	97	Atkins-Stirling	0.0	133	Bell-Greensall	0.0	97	Atkins-Stirling	0.0
58	207	Harris-Wilmoth	0.0	207	Harris-Wilmoth	0.0	207	Harris-Wilmoth	0.0



**Session Start: 11:26:04 - Finish: 11:53:09**  
**Weather/Track Conditions: Cloud / Dry**  
**Circuit: Silverstone Historic Grand Prix**  
**Track Length: 5.857 Km - 3.6394 miles**



**Silverstone Classic - 28 - 30 Jul 2017**

**Royal Automobile Club Tourist Trophy For Historic Cars (Pre '63 GT)**

**Race 14 - Starting Grid - AMENDED**

Sheet No:

Start Time : 09:40 - Heat Duration : 50 Minutes

29	57	<b>97</b> Atkins-Stirling	58	<b>93</b> Nyquist-Kjallgren
28	55	<b>43</b> Verhofstadt-Spagg	56	<b>63</b> Jefferies-Tyzack
27	53	<b>56</b> Patrick Hello	54	<b>31</b> Vandyk-Wilks
26	51	<b>77</b> Ken Prichard Jones	52	<b>51</b> Fabrice Perruchot
25	49	<b>58</b> Wright-Clark	50	<b>35</b> Bromley S-Bromley J
24	47	<b>149</b> Woodgate-Greaves	48	<b>50</b> Dutton-Chudecki
23	45	<b>29</b> Nicholas James	46	<b>81</b> Rawe-Sanz de Acedo
22	43	<b>27</b> Ellis-Daniell	44	<b>37</b> Nagamatsu-McClurg
21	41	<b>18</b> Marc Gordon	42	<b>32</b> Clegg Cha-Clegg Chr
20	39	<b>68</b> Drabble S-Drabble A	40	<b>20</b> Hall-O'Shea
19	37	<b>59</b> Worthington-Midgley	38	<b>34</b> Josh Sadler
18	35	<b>13</b> Graham Wilson	36	<b>44</b> Gareth Burnett
17	33	<b>49</b> Andrew Beaumont	34	<b>26</b> Ellis-Bos
16	31	<b>53</b> Bason P-Bason E	32	<b>99</b> Bianchi T-Bianchi P
15	29	<b>39</b> John Emberson	30	<b>30</b> Michael Birch
14	27	<b>76</b> Robin Ellis	28	<b>117</b> Banks A-Banks M
13	25	<b>62</b> Perfetti-Rovelli	26	<b>79</b> Will Linley

CAR 93 - Allowed to start from back of grid

These results are provisional until the conclusion of any judicial and technical matters.

Circuit: Silverstone Historic Grand Prix  
Track Length: 5.857 Km - 3.6394 miles

Clerk of the Course:

Timekeeper:

Issued at:



**Silverstone Classic - 28 - 30 Jul 2017**

**Royal Automobile Club Tourist Trophy For Historic Cars (Pre '63 GT)**

**Race 14 - Starting Grid - AMENDED**

**Sheet No:**

Start Time : 09:40 - Heat Duration : 50 Minutes

12	23	<b>133</b> Alex Bell	24	<b>217</b> Mike Freeman
11	21	<b>82</b> Bob Binfield	22	<b>22</b> Miller-Goble
10	19	<b>7</b> Naismith N-Naismith H	20	<b>207</b> Harris-Wilmoth
9	17	<b>28</b> Michael Gans	18	<b>4</b> Hunt-Grant-Peterkin
8	15	<b>8</b> John Clark	16	<b>36</b> John Davison
7	13	<b>110</b> Corfield-Welch	14	<b>42</b> Fisken-Henderson
6	11	<b>75</b> Müller U-Müller A	12	<b>57</b> Richard Woolmer
5	9	<b>38</b> Young Jo-Young Ja	10	<b>11</b> Schildt-Lockie
4	7	<b>55</b> Melling-Hall	8	<b>33</b> Jon Minshaw
3	5	<b>40</b> Watson-O'Connell	6	<b>65</b> Hunt-Blakeney-Edwards
2	3	<b>16</b> Lukas Halusa	4	<b>73</b> Cottingham-Stanley
1	1	<b>1</b> Friedrichs-Hadfield	2	<b>17</b> Christopher Milner
ROW	<b>Pole Right</b>			

CAR 93 - Allowed to start from back of grid

Circuit: Silverstone Historic Grand Prix  
Track Length: 5.857 Km - 3.6394 miles

These results are provisional until the conclusion of any judicial and technical matters.		
Clerk of the Course:	Timekeeper:	Issued at:



## Silverstone Classic - 28 - 30 Jul 2017

### Royal Automobile Club Woodcote Trophy For pre '56 Sports Cars Qualifying for Race 15 - Classification

Sheet No:

POS	NO	DRIVER/S	CLASS	CLASS POS	CAR MAKE / MODEL	TIME	ON	LAPS	GAP	DIFF	MPH
1	7	Pearson G-Pearson J	W4A	1	Jaguar D-Type	2:29.525	8	8			87.62
2	11	Wakeman-Blakeney-Edwards	W4A	2	Cooper T38	2:29.664	7	10	0.139	0.139	87.54
3	54	Ward-Smith	W4A	3	Cooper Jaguar T33	2:29.839	3	7	0.314	0.175	87.44
4	9	Eastick-Jones	W4A	4	Jaguar D-Type	2:34.118	8	10	4.593	4.279	85.01
5	10	Paul-Bourne	W3A	1	Lotus Mk10	2:34.197	4	10	4.672	0.079	84.97
6	115	Wilson-Stretton	W3	1	Maserati 250S	2:34.238	8	9	4.713	0.041	84.94
7	23	Wood B-Wood T	W4	1	RGS Atalanta	2:34.315	2	9	4.790	0.077	84.90
8	28	David Cottingham	W2	1	Ferrari 500 TRC	2:34.345	7	9	4.820	0.030	84.89
9	3	Hunt-Hall	W4	2	HWM Sports Racing	2:35.171	3	9	5.646	0.826	84.43
10	29	Llewellyn T-Llewellyn O	W4	3	Allard J2	2:35.297	3	9	5.772	0.126	84.37
11	6	Ure-Wigley	W2	2	Cooper Bristol T24/25	2:36.738	9	9	7.213	1.441	83.59
12	8	Müller U-Müller A	W3A	2	Aston Martin DB3S	2:37.788	9	9	8.263	1.050	83.03
13	56	John Young	W3A	3	Lister Maserati	2:37.989	4	8	8.464	0.201	82.93
14	75	Mahapatra-Stanley	W4A	5	Jaguar D-Type	2:37.999	9	9	8.474	0.010	82.92
15	55	Nigel Webb	W4A	6	Jaguar C-Type	2:38.865	4	10	9.340	0.866	82.47
16	30	Fierro Eleta-Hart	W3	2	Maserati 300S	2:40.045	8	9	10.520	1.180	81.86
17	17	Melling-Hall	W3	3	Aston Martin DB3	2:40.264	7	9	10.739	0.219	81.75
18	36	Barrett-Shepherd	W4A	7	Jaguar D-Type	2:40.944	2	7	11.419	0.680	81.41
19	20	Rudiger Friedrichs	W4	4	Jaguar C-Type	2:41.401	5	5	11.876	0.457	81.18
20	76	Welch-Knight	W3A	4	Austin-Healey 100	2:41.532	2	9	12.007	0.131	81.11
21	26	Jonathan Abecassis	W3A	5	Austin-Healey 100/4	2:41.822	3	9	12.297	0.290	80.96
22	45	Mortimer P-Mortimer J	W3A	6	Austin-Healey 100M	2:41.951	4	9	12.426	0.129	80.90
23	98	Nick Matthews	W3A	7	Austin-Healey 100/4	2:42.378	3	10	12.853	0.427	80.69
24	58	Minshaw-Willis	W3A	8	Austin-Healey 100 Le Mans	2:43.053	4	8	13.528	0.675	80.35
25	14	Brown J-Brown C	W4	5	Jaguar C-Type	2:44.318	2	2	14.793	1.265	79.73
26	4	Champion-Stretton	W2	3	Frazer Nash Mille Miglia	2:44.467	3	9	14.942	0.149	79.66
27	72	Katarina Kyvalova	W4A	8	Cooper Jaguar T33	2:44.635	8	9	15.110	0.168	79.58
28	27	Martyn Corfield	W2	4	Frazer Nash Le Mans	2:45.432	5	7	15.907	0.797	79.20
29	24	Ward S-Ward J	W4	6	Jaguar XK120 Ecurie Ecosse	2:45.688	8	8	16.163	0.256	79.07
30	16	Christopher Jolly	W3	4	Aston Martin DB2	2:46.362	8	9	16.837	0.674	78.75
31	172	Robson-Smith Robson	W3A	9	Austin-Healey 100M	2:47.726	8	8	18.201	1.364	78.11
32	33	Phillips C-Phillips O	W2	5	Cooper Bristol	2:48.594	8	9	19.069	0.868	77.71
33	31	Paul Griffin	W1	1	Connaught ALSR	2:48.726	9	9	19.201	0.132	77.65
34	118	Mahmoud-Audi	W3A	10	Austin-Healey 100M	2:48.838	4	8	19.313	0.112	77.60
35	125	Chris Ryan	WT1	1	Triumph TR3S	2:50.034	6	6	20.509	1.196	77.05
36	78	Simon Diffey	WT1	2	Jaguar Gomm XK140	2:50.312	3	3	20.787	0.278	76.93
37	18	Rawe-Midgley	W3A	11	Austin-Healey 100M	2:53.294	1	1	23.769	2.982	75.60
38	35	John Cleland	W1	2	Lotus Mk5	2:53.802	6	6	24.277	0.508	75.38
39	25	Nick Ruddell	W3	5	Aston Martin DB2/4 MkI	2:56.260	1	4	26.735	2.458	74.33
40	40	Martinez-De Los Milagros	W4	7	Jaguar XK140	2:57.811	2	7	28.286	1.551	73.68
41	42	Paul Chase-Gardener	W4	8	Jaguar XK140	2:58.411	4	4	28.886	0.600	73.44
42	61	Wilson-Pilkington	W4	9	Talbot Lago T26	2:58.511	8	8	28.986	0.100	73.39
43	21	Nigel Batchelor	W1	3	Cooper T21						

Cars 9, 27 & 125 require working transponders - Regulation Q.12.2.1 refers.  
A 30 second penalty will be applied if not working in the race.

*Session Start: 12:05:35 - Finish: 12:32:38*  
*Weather/Track Conditions: Cloud / Dry*  
*Circuit: Silverstone Historic Grand Prix*  
*Track Length: 5.857 Km - 3.6394 miles*

These results are provisional until the conclusion of any judicial and technical matters.

Clerk of the Course:	Timekeeper:	Issued at:
----------------------	-------------	------------

# Silverstone Classic - 28 - 30 Jul 2017

## Royal Automobile Club Woodcote Trophy For pre '56 Sports Cars

### Qualifying for Race 15 - Sector Analysis

3 Hunt-Hall (W4)								HWM Sports Racing							
lap	Sect-1	Speed	Sect-2	Speed	Sect-3	Speed	Laptime Pit	lap	Sect-1	Speed	Sect-2	Speed	Sect-3	Speed	Laptime Pit
1	50.684	104.5	1:22.113		31.745	87.4	2:44.542	6	49.258	112.0	1:19.379		30.444	88.2	2:39.081
2	49.184	113.9	1:17.917		30.071	85.9	2:37.172	7	49.006	111.1	1:19.806		30.521	87.7	2:39.333
3	48.173	109.7	1:17.681		29.317	89.5	2:35.171	8	48.990	108.6	1:19.318		30.106	87.5	2:38.414
4	48.979	98.5	2:34.735		33.272	80.3	3:56.986 P	9	48.865	116.5	1:18.152		29.870	88.0	2:36.887
5	51.304	108.8	1:20.566		30.469	85.4	2:42.339	10							

4 Champion-Stretton (W2)								Frazer Nash Mille Miglia							
lap	Sect-1	Speed	Sect-2	Speed	Sect-3	Speed	Laptime Pit	lap	Sect-1	Speed	Sect-2	Speed	Sect-3	Speed	Laptime Pit
1	54.844	99.1	1:25.665		31.446	81.8	2:51.955	6	54.234	99.9	1:26.272		31.782	80.0	2:52.288
2	51.615	102.8	1:23.375		33.229	82.3	2:48.219	7	52.800	102.5	1:26.344		31.524	80.4	2:50.668
3	50.898	104.2	1:23.094		30.475	81.8	2:44.467	8	53.746	95.6	1:25.948		31.757	81.3	2:51.451
4	53.294	98.7	2:33.370		33.318	77.0	3:59.982 P	9	54.168	100.9	1:25.919		31.459	78.6	2:51.546
5	55.289	96.4	1:26.251		31.418	77.5	2:52.958	10							

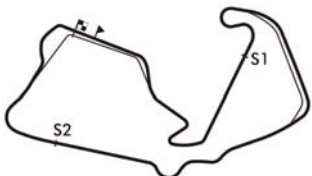
6 Ure-Wigley (W2)								Cooper Bristol T24/25							
lap	Sect-1	Speed	Sect-2	Speed	Sect-3	Speed	Laptime Pit	lap	Sect-1	Speed	Sect-2	Speed	Sect-3	Speed	Laptime Pit
1	54.062	92.4	1:24.698	112.0	32.071	81.0	2:50.831	6	48.549	114.3	1:19.710	112.2	29.664	85.7	2:37.923
2	52.326	109.5	1:21.322	112.2	29.690	85.3	2:43.338	7	48.075	110.7	1:19.561	113.4	30.245	86.1	2:37.881
3	49.219	113.2	1:19.262		29.355	85.6	2:37.836	8	49.754	110.9	1:19.869	113.2	29.154	85.9	2:38.777
4	49.583	102.9	3:36.752	110.2	31.169	82.8	4:57.504 P	9	48.371	112.0	1:19.292	114.1	29.075	85.5	2:36.738
5	49.380	113.7	1:19.374	113.6	29.623	87.0	2:38.377	10							

7 Pearson G-Pearson J (W4A)								Jaguar D-Type							
lap	Sect-1	Speed	Sect-2	Speed	Sect-3	Speed	Laptime Pit	lap	Sect-1	Speed	Sect-2	Speed	Sect-3	Speed	Laptime Pit
1	47.554	115.5	1:15.336	133.9	28.413	91.1	2:31.303	5	47.768	115.9	1:16.090		28.503	88.0	2:32.361
2	46.364	120.7	1:15.082		28.258	91.2	2:29.704	6	47.452	102.9	1:17.543		29.111	87.4	2:34.106
3	47.099	105.5	3:06.807		30.529	88.8	4:24.435 P	7	47.975	108.8	3:32.585	131.3	29.328	90.2	4:49.888 P
4	48.602	118.4	1:16.310		28.785	88.9	2:33.697	8	46.562	119.8	1:14.812		28.151	91.4	2:29.525

8 Müller U-Müller A (W3A)								Aston Martin DB3S							
lap	Sect-1	Speed	Sect-2	Speed	Sect-3	Speed	Laptime Pit	lap	Sect-1	Speed	Sect-2	Speed	Sect-3	Speed	Laptime Pit
1	55.704	96.1	1:24.465	112.2	32.256	81.3	2:52.425	6	50.320	109.1	1:18.522	122.9	30.553	82.1	2:39.395
2	52.894	100.5	1:23.248	111.8	30.616	84.2	2:46.758	7	49.078	111.3	1:19.551	118.6	30.092	83.5	2:38.721
3	51.404	100.9	1:22.784	110.7	31.602	82.4	2:45.790	8	51.253	112.2	1:19.541		30.632	77.9	2:41.426
4	51.426	105.4	1:21.627	114.3	30.663	83.3	2:43.716	9	49.393	111.3	1:18.905	118.8	29.490	83.9	2:37.788
5	51.814	100.6	2:45.657	112.4	30.622	83.4	4:08.093 P	10							

9 Eastick-Jones (W4A)								Jaguar D-Type							
lap	Sect-1	Speed	Sect-2	Speed	Sect-3	Speed	Laptime Pit	lap	Sect-1	Speed	Sect-2	Speed	Sect-3	Speed	Laptime Pit
1							2:41.659	6							2:37.122
2							2:38.425	7							2:35.876
3							2:38.194	8							2:34.118
4							2:36.902	9							2:44.332
5							4:21.647	10							2:34.637

10 Paul-Bourne (W3A)								Lotus Mk10							
lap	Sect-1	Speed	Sect-2	Speed	Sect-3	Speed	Laptime Pit	lap	Sect-1	Speed	Sect-2	Speed	Sect-3	Speed	Laptime Pit
1	49.733	110.6	1:19.229	117.9	29.441	85.9	2:38.403	6	54.809	88.1	2:50.231	116.7	30.615	83.2	4:15.655 P
2	47.994	115.3	1:17.649	118.1	28.901	87.3	2:34.544	7	50.413	111.8	1:21.371	117.3	30.366	85.6	2:42.150
3	48.586	115.1	1:18.146	119.2	28.961	87.5	2:35.693	8	49.590	113.4	1:20.336	118.1	29.648	85.9	2:39.574
4	47.881	114.7	1:17.511	118.4	28.805	87.8	2:34.197	9	50.037	112.6	1:20.568	118.4	29.526	86.9	2:40.131
5	48.720	110.9	1:20.563	118.6	29.966	84.6	2:39.249	10	49.136	114.3	1:19.094	119.6	30.470	85.5	2:38.700



Session Start: 12:05:35 - Finish: 12:32:38

Weather/Track Conditions: Cloud / Dry

Circuit: Silverstone Historic Grand Prix

Track Length: 5.857 Km - 3.6394 miles

# Silverstone Classic - 28 - 30 Jul 2017

## Royal Automobile Club Woodcote Trophy For pre '56 Sports Cars

### Qualifying for Race 15 - Sector Analysis

11 Wakeman-Blakeney-Edwards (W4A)								Cooper T38							
lap	Sect-1	Speed	Sect-2	Speed	Sect-3	Speed	Laptime Pit	lap	Sect-1	Speed	Sect-2	Speed	Sect-3	Speed	Laptime Pit
1	49.012	116.3	1:17.402	126.4	29.101	89.6	2:35.515	6	47.800	122.5	1:15.520	134.2	28.182	88.4	2:31.502
2	46.357	122.9	1:14.830	131.1	29.129	90.0	2:30.316	7	46.474	128.1	1:14.921	132.9	28.269	89.5	2:29.664
3	46.813	119.8	1:16.792	123.6	28.927	90.2	2:32.532	8	46.823	124.3	1:15.839	132.1	28.380	86.6	2:31.042
4	46.800	122.0	1:16.186		29.846	88.7	2:32.832	9	46.727	121.8	1:15.886	134.2	28.823	89.0	2:31.436
5	49.271	108.4	2:38.945		28.924	76.3	3:57.140 P	10	47.161	119.0	1:14.956		28.270	90.0	2:30.387

14 Brown J-Brown C (W4)								Jaguar C-Type							
lap	Sect-1	Speed	Sect-2	Speed	Sect-3	Speed	Laptime Pit	lap	Sect-1	Speed	Sect-2	Speed	Sect-3	Speed	Laptime Pit
1	52.766	102.3	1:22.280	115.1	32.535	76.5	2:47.581	2	51.355	103.4	1:22.128	116.5	30.835	83.4	2:44.318

16 Christopher Jolly (W3)								Aston Martin DB2							
lap	Sect-1	Speed	Sect-2	Speed	Sect-3	Speed	Laptime Pit	lap	Sect-1	Speed	Sect-2	Speed	Sect-3	Speed	Laptime Pit
1	53.037	96.0	1:24.982	113.2	32.046	73.9	2:50.065	6	52.684	109.1	1:24.906	113.2	31.298	80.9	2:48.888
2	52.126	105.0	1:24.516	112.8	32.722	77.1	2:49.364	7	51.869	105.4	1:24.325	112.4	31.446	81.2	2:47.640
3	52.105	102.9	1:24.370	112.6	31.648	79.5	2:48.123	8	51.363	105.2	1:23.678	114.3	31.321	80.9	2:46.362
4	51.423	104.4	1:24.617	111.5	32.080	79.8	2:48.120	9	51.416	102.9	1:23.900	114.1	31.075	81.0	2:46.391
5	51.539	107.0	1:24.072	112.8	31.972	76.3	2:47.583								

17 Melling-Hall (W3)								Aston Martin DB3							
lap	Sect-1	Speed	Sect-2	Speed	Sect-3	Speed	Laptime Pit	lap	Sect-1	Speed	Sect-2	Speed	Sect-3	Speed	Laptime Pit
1	56.959	94.1	1:29.818		32.661	79.0	2:59.438	6	55.938	84.1	3:02.774		31.464	80.9	4:30.176 P
2	54.115	93.9	1:27.661		32.872	76.4	2:54.648	7	49.973	105.0	1:20.374		29.917	81.2	2:40.264
3	54.541	94.8	1:28.085		33.161	79.6	2:55.787	8	50.001	100.2	1:21.381		30.117	78.3	2:41.499
4	54.265	98.7	1:28.136		33.414	78.2	2:55.815	9	50.298	105.8	1:20.068		30.779	71.2	2:41.145
5	55.621	100.2	1:26.518		32.526	77.0	2:54.665	10							

18 Rawe-Midgley (W3A)								Austin-Healey 100M							
lap	Sect-1	Speed	Sect-2	Speed	Sect-3	Speed	Laptime Pit	lap	Sect-1	Speed	Sect-2	Speed	Sect-3	Speed	Laptime Pit
1	53.713	103.1	1:26.559	106.5	33.022	79.5	2:53.294	2							

20 Rudiger Friedrichs (W4)								Jaguar C-Type							
lap	Sect-1	Speed	Sect-2	Speed	Sect-3	Speed	Laptime Pit	lap	Sect-1	Speed	Sect-2	Speed	Sect-3	Speed	Laptime Pit
1	52.062	92.7	1:22.494	118.6	31.652	85.9	2:46.208	4	50.512	96.3	1:20.341	115.5	31.106	85.7	2:41.959
2	50.917	101.7	1:20.311	119.2	30.607	85.7	2:41.835	5	50.451	98.1	1:20.078	116.5	30.872	82.4	2:41.401
3	51.378	100.8	1:19.668	119.8	31.091	85.5	2:42.137	6							

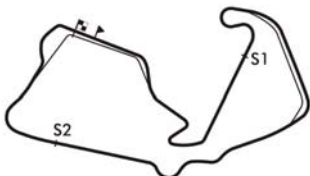
21 Nigel Batchelor (W1)								Cooper T21							
lap	Sect-1	Speed	Sect-2	Speed	Sect-3	Speed	Laptime Pit	lap	Sect-1	Speed	Sect-2	Speed	Sect-3	Speed	Laptime Pit

23 Wood B-Wood T (W4)								RGS Atalanta							
lap	Sect-1	Speed	Sect-2	Speed	Sect-3	Speed	Laptime Pit	lap	Sect-1	Speed	Sect-2	Speed	Sect-3	Speed	Laptime Pit
1	49.716	108.2	1:18.936		30.162	86.6	2:38.814	6	50.760	101.2	1:21.602		31.839	82.6	2:44.201
2	48.014	109.3	1:17.079		29.222	86.7	2:34.315	7	52.389	96.6	1:23.649		31.910	83.9	2:47.948
3	48.682	109.7	2:54.033		32.842	80.5	4:15.557 P	8	51.608	107.9	1:23.288		31.217	80.6	2:46.113
4	52.413	108.4	1:24.941		32.682	83.8	2:50.036	9	51.995	105.0	1:21.263		31.662	80.4	2:44.920
5	51.076	96.0	1:22.152		32.062	84.2	2:45.290	10							

24 Ward S-Ward J (W4)								Jaguar XK120 Ecurie Ecosse							
lap	Sect-1	Speed	Sect-2	Speed	Sect-3	Speed	Laptime Pit	lap	Sect-1	Speed	Sect-2	Speed	Sect-3	Speed	Laptime Pit
1	55.650	101.4	1:30.013	110.7	37.461	67.3	3:03.124	5	51.164	110.0	1:22.483	118.1	33.284	81.0	2:46.931
2	57.049	100.3	1:28.622	104.7	37.821	70.7	3:03.492	6	52.444	113.0	1:22.509	116.3	32.795	81.6	2:47.748
3	56.175	102.5	3:14.357	112.6	34.032	74.2	4:44.564 P	7	51.642	109.8	1:22.821	117.1	32.483	72.2	2:46.946
4	52.316	108.1	1:23.792	116.1	33.423	79.8	2:49.531	8	51.493	112.6	1:22.454	117.3	31.741	81.6	2:45.688



**Session Start: 12:05:35 - Finish: 12:32:38**  
**Weather/Track Conditions: Cloud / Dry**  
**Circuit: Silverstone Historic Grand Prix**  
**Track Length: 5.857 Km - 3.6394 miles**

# Silverstone Classic - 28 - 30 Jul 2017

## Royal Automobile Club Woodcote Trophy For pre '56 Sports Cars

### Qualifying for Race 15 - Sector Analysis

25 Nick Ruddell (W3)								Aston Martin DB2/4 MkI							
lap	Sect-1	Speed	Sect-2	Speed	Sect-3	Speed	Laptime Pit	lap	Sect-1	Speed	Sect-2	Speed	Sect-3	Speed	Laptime Pit
1	55.781	100.6	1:27.245	107.0	33.234	73.8	2:56.260	3	55.375	102.1	1:28.112	103.4	34.352	77.1	2:57.839
2	54.979	102.3	1:27.228	106.5	34.134	75.7	2:56.341	4	56.803	97.5	1:35.961	103.1	34.577	78.7	3:07.341

26 Jonathan Abecassis (W3A)								Austin-Healey 100/4							
lap	Sect-1	Speed	Sect-2	Speed	Sect-3	Speed	Laptime Pit	lap	Sect-1	Speed	Sect-2	Speed	Sect-3	Speed	Laptime Pit
1	51.135	106.7	1:22.725	112.0	30.330	82.0	2:44.190	6	51.647	102.6	1:23.062	109.3	30.592	78.2	2:45.301
2	50.875	108.2	1:21.587	114.7	29.880	80.1	2:42.342	7	51.086	107.5	1:22.245	109.5	30.047	81.4	2:43.378
3	50.689	107.4	1:20.983	114.1	30.150	81.0	2:41.822	8	50.624	108.9	1:23.655	112.0	30.581	72.9	2:44.860
4	50.425	108.4	1:21.540	112.6	29.886	81.9	2:41.851	9	51.679	109.3	1:22.974	110.7	30.270	79.4	2:44.923
5	50.125	107.2	2:35.229	108.6	30.648	81.3	3:56.002 P	10							

27 Martyn Corfield (W2)								Frazer Nash Le Mans Replica MkII							
lap	Sect-1	Speed	Sect-2	Speed	Sect-3	Speed	Laptime Pit	lap	Sect-1	Speed	Sect-2	Speed	Sect-3	Speed	Laptime Pit
1							2:50.150	5							2:45.432
2							2:46.299	6							2:46.883
3							2:45.742	7							2:52.431
4							2:47.976	8							

28 David Cottingham (W2)								Ferrari 500 TRC							
lap	Sect-1	Speed	Sect-2	Speed	Sect-3	Speed	Laptime Pit	lap	Sect-1	Speed	Sect-2	Speed	Sect-3	Speed	Laptime Pit
1	1:14.164	99.0	1:24.933	107.2	34.342	74.4	3:13.439	6	48.104	115.5	1:18.378		29.203	88.0	2:35.685
2	53.052	102.0	1:25.775		35.467	74.9	2:54.294	7	47.787	117.1	1:17.699		28.859	88.2	2:34.345
3	53.732	96.7	1:25.987	107.2	35.275	77.2	2:54.994	8	47.863	116.3	1:18.069		29.012	88.0	2:34.944
4	56.425	92.1	2:40.940		31.240	83.8	4:08.605 P	9	49.487	113.0	1:19.347	122.0	30.754	82.0	2:39.588
5	50.534	117.1	1:19.657	120.3	29.332	88.0	2:39.523	10							

29 Llewellyn T-Llewellyn O (W4)								Allard J2							
lap	Sect-1	Speed	Sect-2	Speed	Sect-3	Speed	Laptime Pit	lap	Sect-1	Speed	Sect-2	Speed	Sect-3	Speed	Laptime Pit
1	54.720	96.8	1:20.061	115.7	30.709	88.2	2:45.490	6	49.139	105.0	1:18.754	120.9	30.852	90.6	2:38.745
2	48.968	100.6	1:18.539	125.2	30.539	87.6	2:38.046	7	48.504	110.0	1:19.262	123.8	30.708	85.6	2:38.474
3	48.608	98.5	1:17.070	124.3	29.619	88.3	2:35.297	8	48.612	100.0	1:18.705	125.0	30.152	88.9	2:37.469
4	49.171	107.9	3:03.792	108.6	31.983	89.0	4:24.946 P	9	48.397	116.5	1:17.957	118.6	30.595	89.2	2:36.949
5	49.966	103.4	1:18.856	124.5	31.097	90.9	2:39.919	10							

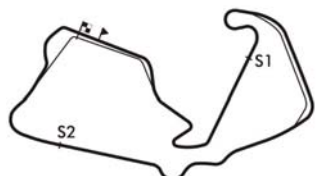
30 Fierro Eleta-Hart (W3)								Maserati 300S							
lap	Sect-1	Speed	Sect-2	Speed	Sect-3	Speed	Laptime Pit	lap	Sect-1	Speed	Sect-2	Speed	Sect-3	Speed	Laptime Pit
1	53.972	106.5	1:21.879		32.987	84.8	2:48.838	6	51.423	105.5	1:22.142		31.318	85.9	2:44.883
2	50.988	104.2	1:20.340		31.137	86.1	2:42.465	7	50.388	110.9	1:20.628		30.864	77.4	2:41.880
3	51.032	107.4	1:19.408		29.682	84.7	2:40.122	8	49.989	111.8	1:19.088		30.968	84.9	2:40.045
4	49.193	115.5	1:21.853		32.547	74.6	2:43.593	9	51.470	108.1	1:21.124		31.537	83.6	2:44.131
5	50.916	109.8	2:52.411		32.044	84.1	4:15.371 P	10							

31 Paul Griffin (W1)								Connaught ALSR							
lap	Sect-1	Speed	Sect-2	Speed	Sect-3	Speed	Laptime Pit	lap	Sect-1	Speed	Sect-2	Speed	Sect-3	Speed	Laptime Pit
1	54.877	94.9	1:28.965		31.940	77.7	2:55.782	6	53.455	96.6	1:26.452		31.040	79.6	2:50.947
2	53.677	95.1	1:28.688		32.077	79.1	2:54.442	7	52.909	97.1	1:27.968		31.486	80.7	2:52.363
3	54.786	93.1	1:26.878		31.799	79.5	2:53.463	8	53.077	97.3	1:27.950	99.3	30.907	80.9	2:51.934
4	54.157	95.6	1:26.472		31.633	80.3	2:52.262	9	52.775	98.1	1:25.354	100.3	30.597	80.9	2:48.726
5	53.074	96.8	1:28.593		31.250	80.4	2:52.917	10							

33 Phillips C-Phillips O (W2)								Cooper Bristol							
lap	Sect-1	Speed	Sect-2	Speed	Sect-3	Speed	Laptime Pit	lap	Sect-1	Speed	Sect-2	Speed	Sect-3	Speed	Laptime Pit
1	54.156	97.3	1:25.542	105.8	32.709	78.3	2:52.407	6	53.298	105.2	1:25.230	107.0	32.193	81.7	2:50.721
2	55.372	97.3	1:25.432	105.7	31.801	77.9	2:52.605	7	53.127	105.4	1:25.496	105.8	31.310	80.8	2:49.933
3	53.338	100.9	1:26.015	105.5	31.482	80.0	2:50.835	8	52.566	104.9	1:24.598	107.7	31.430	81.0	2:48.594
4	54.597	86.8	2:38.071	105.0	31.991	80.2	4:04.659 P	9	53.975	102.1	1:29.137	105.5	31.293	81.3	2:54.405
5	52.990	103.4	1:25.347	106.5	32.424	80.2	2:50.761	10							



**Session Start: 12:05:35 - Finish: 12:32:38**  
**Weather/Track Conditions: Cloud / Dry**  
**Circuit: Silverstone Historic Grand Prix**  
**Track Length: 5.857 Km - 3.6394 miles**





# Silverstone Classic - 28 - 30 Jul 2017

## Royal Automobile Club Woodcote Trophy For pre '56 Sports Cars

### Qualifying for Race 15 - Sector Analysis

61 Wilson-Pilkington (W4)								Talbot Lago T26							
lap	Sect-1	Speed	Sect-2	Speed	Sect-3	Speed	Laptime Pit	lap	Sect-1	Speed	Sect-2	Speed	Sect-3	Speed	Laptime Pit
1	59.976	82.7	1:35.529		35.994	73.0	3:11.499	5	55.350	97.3	1:35.314		34.202	76.0	3:04.866
2	57.438	90.3	1:37.734		35.481	75.6	3:10.653	6	56.887	89.4	2:46.147		36.985	70.7	4:20.019 P
3	57.988	95.1	1:32.782		34.790	76.9	3:05.560	7	58.850	89.1	1:32.919		34.226	76.3	3:05.995
4	55.468	97.0	1:31.473		33.943	74.8	3:00.884	8	56.723	89.2	1:28.587		33.201	73.7	2:58.511

72 Katarina Kyvalova (W4A)								Cooper Jaguar T33							
lap	Sect-1	Speed	Sect-2	Speed	Sect-3	Speed	Laptime Pit	lap	Sect-1	Speed	Sect-2	Speed	Sect-3	Speed	Laptime Pit
1	52.462	102.8	1:25.281		33.280	79.4	2:51.023	6	51.238	104.4	1:22.429		31.310	73.8	2:44.977
2	53.141	106.0	1:25.463		33.812	72.1	2:52.416	7	51.877	110.2	1:25.460		33.624	80.1	2:50.961
3	53.789	99.9	1:24.296		32.715	84.1	2:50.800	8	51.533	108.6	1:21.680		31.422	78.9	2:44.635
4	51.787	106.9	1:23.625		33.075	81.9	2:48.487	9	53.576	102.5	1:23.783		31.338	75.8	2:48.697
5	52.997	102.9	1:23.004		31.370	84.5	2:47.371	10							

75 Mahapatra-Stanley (W4A)								Jaguar D-Type							
lap	Sect-1	Speed	Sect-2	Speed	Sect-3	Speed	Laptime Pit	lap	Sect-1	Speed	Sect-2	Speed	Sect-3	Speed	Laptime Pit
1	55.336	96.3	1:25.399	115.7	34.756	83.1	2:55.491	6	55.676	115.5	1:21.020	124.0	30.892	84.6	2:47.588
2	52.012	96.7	1:26.711	114.5	34.742	77.5	2:53.465	7	49.877	116.7	1:19.939	122.7	30.960	84.2	2:40.776
3	55.939	90.7	1:27.571	104.7	35.288	74.7	2:58.798	8	49.938	109.8	1:19.556	125.9	30.580	82.6	2:40.074
4	52.936	99.7	1:27.043	107.0	34.592	82.5	2:54.571	9	49.279	109.1	1:18.385	125.7	30.335	84.0	2:37.999
5	53.010	85.4	2:48.865	105.8	31.637	83.7	4:13.512 P	10							

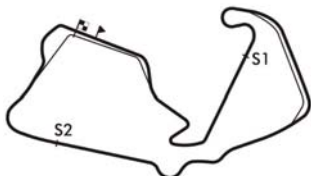
76 Welch-Knight (W3A)								Austin-Healey 100							
lap	Sect-1	Speed	Sect-2	Speed	Sect-3	Speed	Laptime Pit	lap	Sect-1	Speed	Sect-2	Speed	Sect-3	Speed	Laptime Pit
1	51.682	104.4	1:23.040	109.1	30.342	81.4	2:45.064	6	52.531	106.4	1:25.692	110.0	32.763	80.8	2:50.986
2	50.751	106.0	1:21.247	110.2	29.534	80.9	2:41.532	7	52.274	108.1	1:25.182	108.8	31.935	80.3	2:49.391
3	50.441	107.4	1:22.492	108.2	30.097	81.3	2:43.030	8	51.709	108.4	1:24.928	111.1	32.528	79.0	2:49.165
4	51.018	106.5	2:38.243	107.7	32.889	81.8	4:02.150 P	9	52.278	108.4	1:24.610	107.2	32.651	78.6	2:49.539
5	52.341	103.6	1:24.910	110.0	31.947	79.8	2:49.198	10							

78 Simon Diffey (WT1)								Jaguar Gomm XK140							
lap	Sect-1	Speed	Sect-2	Speed	Sect-3	Speed	Laptime Pit	lap	Sect-1	Speed	Sect-2	Speed	Sect-3	Speed	Laptime Pit
1	58.417	91.2	1:29.170		33.076	78.5	3:00.663	3	53.771	98.4	1:25.317		31.224	78.6	2:50.312
2	53.848	99.3	1:25.959		31.433	77.7	2:51.240	4							

98 Nick Matthews (W3A)								Austin-Healey 100/4							
lap	Sect-1	Speed	Sect-2	Speed	Sect-3	Speed	Laptime Pit	lap	Sect-1	Speed	Sect-2	Speed	Sect-3	Speed	Laptime Pit
1	51.176	104.0	1:22.837	108.2	31.014	81.0	2:45.027	6	51.430	105.2	1:24.246	108.1	31.139	81.4	2:46.815
2	51.306	105.8	1:22.235		30.569	82.3	2:44.110	7	50.378	106.2	1:22.275	107.4	30.671	78.1	2:43.324
3	50.592	106.4	1:21.603	110.2	30.183	82.0	2:42.378	8	50.797	106.0	1:23.112	108.8	30.361	81.0	2:44.270
4	51.507	107.2	1:22.410	108.4	30.155	82.8	2:44.072	9	50.194	105.7	1:22.953	109.7	29.937	80.4	2:43.084
5	50.509	105.7	1:22.327		30.352	82.6	2:43.188	10	50.565	105.4	1:21.914		31.763	82.2	2:44.242

115 Wilson-Stretton (W3)								Maserati 250S							
lap	Sect-1	Speed	Sect-2	Speed	Sect-3	Speed	Laptime Pit	lap	Sect-1	Speed	Sect-2	Speed	Sect-3	Speed	Laptime Pit
1	52.188	103.1	1:21.600		34.567	67.1	2:48.355	6	54.246	85.6	2:51.599		29.836	87.2	4:15.681 P
2	53.874	107.7	1:22.316		32.871	76.0	2:49.061	7	48.429	113.4	1:17.664		28.865	87.2	2:34.958
3	54.527	102.9	1:21.993		43.221	71.0	2:59.741	8	48.171	118.1	1:16.887		29.180	88.1	2:34.238
4	52.102	101.5	1:23.590		32.357	67.1	2:48.049	9	48.921	116.3	1:17.409		29.424	89.0	2:35.754
5	53.276	104.5	1:23.367		30.805	75.4	2:47.448	10							

118 Mahmoud-Audi (W3A)								Austin-Healey 100M							
lap	Sect-1	Speed	Sect-2	Speed	Sect-3	Speed	Laptime Pit	lap	Sect-1	Speed	Sect-2	Speed	Sect-3	Speed	Laptime Pit
1	54.876	101.7	1:26.510		34.968	80.8	2:56.354	5	52.752	104.2	1:26.434	104.0	32.129	78.4	2:51.315
2	52.229	102.9	1:25.988	105.8	32.542	73.5	2:50.759	6	52.727	89.5	4:25.064	85.4	36.861	71.9	5:54.652 P
3	55.929	95.1	1:25.980		30.833	81.0	2:52.742	7	59.245	91.2	1:31.378	101.5	32.974	77.5	3:03.597
4	53.514	101.7	1:24.752	104.7	30.572	82.4	2:48.838	8	55.064	92.6	1:29.794	106.4	31.571	80.8	2:56.429



**Session Start: 12:05:35 - Finish: 12:32:38**  
**Weather/Track Conditions: Cloud / Dry**  
**Circuit: Silverstone Historic Grand Prix**  
**Track Length: 5.857 Km - 3.6394 miles**

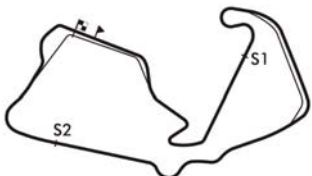
# Silverstone Classic - 28 - 30 Jul 2017

## Royal Automobile Club Woodcote Trophy For pre '56 Sports Cars

### Qualifying for Race 15 - Sector Analysis

125 Chris Ryan (WTI)							Triumph TR3S										
lap	Sect-1	Speed	Sect-2	Speed	Sect-3	Speed	Laptime	Pit	lap	Sect-1	Speed	Sect-2	Speed	Sect-3	Speed	Laptime	Pit
1							3:00.741		4							11:04.958	
2							2:54.626		5							2:55.587	
3							2:52.013		6							2:50.034	

172 Robson-Smith Robson (W3A)							Austin-Healey 100M										
lap	Sect-1	Speed	Sect-2	Speed	Sect-3	Speed	Laptime	Pit	lap	Sect-1	Speed	Sect-2	Speed	Sect-3	Speed	Laptime	Pit
1	1:00.329	91.1	1:29.243		33.417	74.2	3:02.989		5	54.901	103.9	3:47.923		33.297	76.5	5:16.121	P
2	55.342	100.8	1:25.422		33.037	77.0	2:53.801		6	54.386	95.2	1:26.759		32.557	80.4	2:53.702	
3	54.970	104.4	1:27.848		32.829	79.2	2:55.647		7	53.387	100.8	1:26.627		31.862	80.6	2:51.876	
4	54.842	95.3	1:30.107		32.564	78.1	2:57.513		8	52.375	105.2	1:23.779		31.572	80.4	2:47.726	



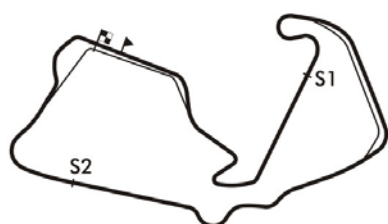
**Session Start: 12:05:35 - Finish: 12:32:38**  
**Weather/Track Conditions: Cloud / Dry**  
**Circuit: Silverstone Historic Grand Prix**  
**Track Length: 5.857 Km - 3.6394 miles**

# Silverstone Classic - 28 - 30 Jul 2017

## Royal Automobile Club Woodcote Trophy For pre '56 Sports Cars

### Qualifying for Race 15 - Best Sector Times

SECTOR 1			SECTOR 2			SECTOR 3			IDEAL / BEST LAP COMPARISON						
NO	TIME	LAP	NO	TIME	LAP	NO	TIME	LAP	NO	NAME	BEST	IN	IDEAL	DIFF	
1	54	46.306	3	7	1:14.812	8	54	27.957	2	7	Pearson G-Pearson	2:29.525	8	2:29.327	+0.198
2	11	46.357	2	11	1:14.830	2	7	28.151	8	11	Wakeman-Blakeney	2:29.664	7	2:29.369	+0.295
3	7	46.364	2	54	1:14.853	2	11	28.182	6	54	Ward-Smith	2:29.839	3	2:29.116	+0.723
4	28	47.787	7	115	1:16.887	8	10	28.805	4	9	Eastick-Jones	2:34.118	8		+
5	10	47.881	4	29	1:17.070	3	28	28.859	7	10	Paul-Bourne	2:34.197	4	2:34.197	+0.000
6	23	48.014	2	23	1:17.079	2	115	28.865	7	115	Wilson-Stretton	2:34.238	8	2:33.923	+0.315
7	6	48.075	7	10	1:17.511	4	6	29.075	9	23	Wood B-Wood T	2:34.315	2	2:34.315	+0.000
8	115	48.171	8	3	1:17.681	3	23	29.222	2	28	David Cottingham	2:34.345	7	2:34.345	+0.000
9	3	48.173	3	28	1:17.699	7	3	29.317	3	3	Hunt-Hall	2:35.171	3	2:35.171	+0.000
10	29	48.397	9	75	1:18.385	9	56	29.378	4	29	Llewellyn T-Llewelly	2:35.297	3	2:35.086	+0.211
11	56	48.820	5	55	1:18.499	4	45	29.417	3	6	Ure-Wigley	2:36.738	9	2:36.412	+0.326
12	55	48.933	4	8	1:18.522	6	8	29.490	9	8	Müller U-Müller A	2:37.788	9	2:37.090	+0.698
13	8	49.078	7	56	1:19.061	4	76	29.534	2	56	John Young	2:37.989	4	2:37.259	+0.730
14	30	49.193	4	30	1:19.088	8	29	29.619	3	75	Mahapatra-Stanley	2:37.999	9	2:37.999	+0.000
15	75	49.279	9	6	1:19.262	3	30	29.682	3	55	Nigel Webb	2:38.865	4	2:38.078	+0.787
16	36	49.829	2	20	1:19.668	3	26	29.880	2	30	Fierro Eleta-Hart	2:40.045	8	2:37.963	+2.082
17	17	49.973	7	17	1:20.068	9	17	29.917	7	17	Melling-Hall	2:40.264	7	2:39.958	+0.306
18	26	50.125	5	36	1:20.845	2	98	29.937	9	36	Barrett-Shepherd	2:40.944	2	2:40.672	+0.272
19	98	50.194	9	26	1:20.983	3	36	29.998	3	20	Rudiger Friedrichs	2:41.401	5	2:40.726	+0.675
20	58	50.391	4	58	1:21.165	8	58	30.080	4	76	Welch-Knight	2:41.532	2	2:41.222	+0.310
21	45	50.404	4	76	1:21.247	2	75	30.335	9	26	Jonathan Abecassis	2:41.822	3	2:40.988	+0.834
22	76	50.441	3	98	1:21.603	3	4	30.475	3	45	Mortimer P-Mortime	2:41.951	4	2:41.716	+0.235
23	20	50.451	5	72	1:21.680	8	118	30.572	4	98	Nick Matthews	2:42.378	3	2:41.734	+0.644
24	4	50.898	3	45	1:21.895	4	31	30.597	9	58	Minshaw-Willis	2:43.053	4	2:41.636	+1.417
25	24	51.164	5	14	1:22.128	2	20	30.607	2	14	Brown J-Brown C	2:44.318	2	2:44.318	+0.000
26	72	51.238	6	24	1:22.454	8	55	30.646	3	4	Champion-Stretton	2:44.467	3	2:44.467	+0.000
27	14	51.355	2	4	1:23.094	3	14	30.835	2	72	Katarina Kyvalova	2:44.635	8	2:44.228	+0.407
28	16	51.363	8	16	1:23.678	8	16	31.075	9	27	Martyn Corfield	2:45.432	5		+
29	118	52.229	2	172	1:23.779	8	78	31.224	3	24	Ward S-Ward J	2:45.688	8	2:45.359	+0.329
30	172	52.375	8	33	1:24.598	8	35	31.257	6	16	Christopher Jolly	2:46.362	8	2:46.116	+0.246
31	33	52.566	8	118	1:24.752	4	33	31.293	9	172	Robson-Smith Robs	2:47.726	8	2:47.726	+0.000
32	18	52.710	2	78	1:25.317	3	72	31.310	6	33	Phillips C-Phillips O	2:48.594	8	2:48.457	+0.137
33	31	52.775	9	31	1:25.354	9	172	31.572	8	31	Paul Griffin	2:48.726	9	2:48.726	+0.000
34	78	53.771	3	18	1:26.559	1	24	31.741	8	118	Mahmoud-Audi	2:48.838	4	2:47.553	+1.285
35	35	54.302	7	25	1:27.228	2	40	32.199	2	125	Chris Ryan	2:50.034	6		+
36	25	54.672	5	35	1:27.426	2	18	33.022	1	78	Simon Diffey	2:50.312	3	2:50.312	+0.000
37	42	54.913	4	61	1:28.587	8	21			18	Rawe-Midgley	2:53.294	1	2:52.291	+1.003
38	61	55.350	5	40	1:28.756	2	61	33.201	8	35	John Cleland	2:53.802	6	2:52.985	+0.817
39	40	55.788	3	42	1:29.232	2	25	33.234	1	25	Nick Ruddell	2:56.260	1	2:55.134	+1.126
40	2			2			42	33.711	1	40	Martinez-De Los Mil	2:57.811	2	2:56.743	+1.068
41	9			9			2			42	Paul Chase-Garden	2:58.411	4	2:57.856	+0.555
42	21			21			9			61	Wilson-Pilkington	2:58.511	8	2:57.138	+1.373
43	27			27			27			21	Nigel Batchelor				+
44	53			53			53								
45	125			125			125								



Session Start: 12:05:35 - Finish: 12:32:38

Weather/Track Conditions: Cloud / Dry

Circuit: Silverstone Historic Grand Prix

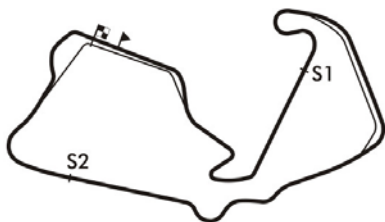
Track Length: 5.857 Km - 3.6394 miles

# Silverstone Classic - 28 - 30 Jul 2017

## Royal Automobile Club Woodcote Trophy For pre '56 Sports Cars

### Qualifying for Race 15 - Best Sector Speeds

	NO	SECTOR 1	MPH	NO	SECTOR 2	MPH	NO	SECTOR 3	MPH
1	11	Wakeman-Blakeney-Edward	128.1	11	Wakeman-Blakeney-Edward	134.2	7	Pearson G-Pearson J	91.4
2	54	Ward-Smith	127.8	7	Pearson G-Pearson J	133.9	29	Llewellyn T-Llewellyn O	90.9
3	36	Barrett-Shepherd	122.0	36	Barrett-Shepherd	128.1	11	Wakeman-Blakeney-Edward	90.2
4	55	Nigel Webb	121.4	55	Nigel Webb	127.8	54	Ward-Smith	90.2
5	7	Pearson G-Pearson J	120.7	75	Mahapatra-Stanley	125.9	3	Hunt-Hall	89.5
6	115	Wilson-Stretton	118.1	29	Llewellyn T-Llewellyn O	125.2	115	Wilson-Stretton	89.0
7	28	David Cottingham	117.1	8	Müller U-Müller A	122.9	28	David Cottingham	88.2
8	75	Mahapatra-Stanley	116.7	28	David Cottingham	122.0	10	Paul-Bourne	87.8
9	3	Hunt-Hall	116.5	20	Rudiger Friedrichs	119.8	56	John Young	87.5
10	29	Llewellyn T-Llewellyn O	116.5	10	Paul-Bourne	119.6	6	Ure-Wigley	87.0
11	30	Fierro Eleta-Hart	115.5	24	Ward S-Ward J	118.1	36	Barrett-Shepherd	86.8
12	10	Paul-Bourne	115.3	14	Brown J-Brown C	116.5	23	Wood B-Wood T	86.7
13	6	Ure-Wigley	114.3	56	John Young	115.9	30	Fierro Eleta-Hart	86.1
14	24	Ward S-Ward J	113.0	26	Jonathan Abecassis	114.7	20	Rudiger Friedrichs	85.9
15	56	John Young	112.4	16	Christopher Jolly	114.3	75	Mahapatra-Stanley	84.6
16	8	Müller U-Müller A	112.2	6	Ure-Wigley	114.1	72	Katarina Kyvalova	84.5
17	72	Katarina Kyvalova	110.2	76	Welch-Knight	111.1	8	Müller U-Müller A	84.2
18	23	Wood B-Wood T	109.7	25	Nick Ruddell	110.2	45	Mortimer P-Mortimer J	83.8
19	26	Jonathan Abecassis	109.3	98	Nick Matthews	110.2	55	Nigel Webb	83.6
20	16	Christopher Jolly	109.1	45	Mortimer P-Mortimer J	110.0	14	Brown J-Brown C	83.4
21	76	Welch-Knight	108.4	58	Minshaw-Willis	108.4	98	Nick Matthews	82.8
22	98	Nick Matthews	107.2	33	Phillips C-Phillips O	107.7	118	Mahmoud-Audi	82.4
23	45	Mortimer P-Mortimer J	106.5	42	Paul Chase-Gardener	107.2	4	Champion-Stretton	82.3
24	58	Minshaw-Willis	106.2	18	Rawe-Midgley	106.5	58	Minshaw-Willis	82.1
25	17	Melling-Hall	105.8	118	Mahmoud-Audi	106.4	26	Jonathan Abecassis	82.0
26	33	Phillips C-Phillips O	105.4	31	Paul Griffin	100.3	76	Welch-Knight	81.8
27	172	Robson-Smith Robson	105.2	40	Martinez-De Los Milagros	99.4	33	Phillips C-Phillips O	81.7
28	4	Champion-Stretton	104.2	35	John Cleland	92.1	24	Ward S-Ward J	81.6
29	118	Mahmoud-Audi	104.2	2	Friedrichs-Hadfield	0.0	16	Christopher Jolly	81.2
30	14	Brown J-Brown C	103.4	3	Hunt-Hall	0.0	17	Melling-Hall	81.2
31	18	Rawe-Midgley	103.1	4	Champion-Stretton	0.0	31	Paul Griffin	80.9
32	25	Nick Ruddell	102.3	9	Eastick-Jones	0.0	172	Robson-Smith Robson	80.6
33	42	Paul Chase-Gardener	101.8	17	Melling-Hall	0.0	18	Rawe-Midgley	79.5
34	20	Rudiger Friedrichs	101.7	21	Nigel Batchelor	0.0	25	Nick Ruddell	78.7
35	78	Simon Diffey	99.3	23	Wood B-Wood T	0.0	78	Simon Diffey	78.6
36	40	Martinez-De Los Milagros	98.4	27	Martyn Corfield	0.0	35	John Cleland	78.2
37	31	Paul Griffin	98.1	30	Fierro Eleta-Hart	0.0	21	Nigel Batchelor	77.7
38	61	Wilson-Pilkington	97.3	53	Reed-Snowdon	0.0	40	Martinez-De Los Milagros	77.7
39	35	John Cleland	90.8	54	Ward-Smith	0.0	61	Wilson-Pilkington	76.9
40	2	Friedrichs-Hadfield	0.0	61	Wilson-Pilkington	0.0	42	Paul Chase-Gardener	75.6



**Session Start: 12:05:35 - Finish: 12:32:38**  
**Weather/Track Conditions: Cloud / Dry**  
**Circuit: Silverstone Historic Grand Prix**  
**Track Length: 5.857 Km - 3.6394 miles**

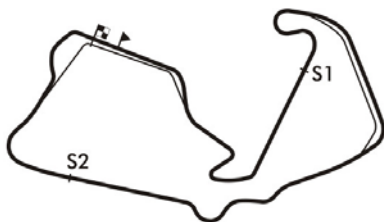


# Silverstone Classic - 28 - 30 Jul 2017

## Royal Automobile Club Woodcote Trophy For pre '56 Sports Cars

### Qualifying for Race 15 - Best Sector Speeds

41	9	Eastick-Jones	0.0	72	Katarina Kyvalova	0.0	2	Friedrichs-Hadfield	0.0
42	21	Nigel Batchelor	0.0	78	Simon Diffey	0.0	9	Eastick-Jones	0.0
43	27	Martyn Corfield	0.0	115	Wilson-Stretton	0.0	27	Martyn Corfield	0.0
44	53	Reed-Snowdon	0.0	125	Chris Ryan	0.0	53	Reed-Snowdon	0.0
45	125	Chris Ryan	0.0	172	Robson-Smith Robson	0.0	125	Chris Ryan	0.0



**Session Start: 12:05:35 - Finish: 12:32:38**  
**Weather/Track Conditions: Cloud / Dry**  
**Circuit: Silverstone Historic Grand Prix**  
**Track Length: 5.857 Km - 3.6394 miles**



**Silverstone Classic - 28 - 30 Jul 2017**

**Royal Automobile Club Woodcote Trophy For pre '56 Sports Cars**

**Race 15 - Starting Grid - AMENDED**

Sheet No:

Start Time : 10:50 - Heat Duration : 50 Minutes

22	43	21	Nigel Batchelor			
21	41	42	Paul Chase-Gardener	42	61	Wilson-Pilkington
20	39	25	Nick Ruddell	40	40	Martinez-De Los Milagros
19	37	18	Rawe-Midgley	38	35	John Cleland
18	35	125	Chris Ryan	36	78	Simon Diffey
17	33	31	Paul Griffin	34	118	Mahmoud-Audi
16	31	172	Robson-Smith Robson	32	33	Phillips C-Phillips O
15	29	24	Ward S-Ward J	30	16	Christopher Jolly
14	27	72	Katarina Kyvalova	28	27	Martyn Corfield
13	25	14	Brown J-Brown C	26	4	Champion-Stretton
12	23	98	Nick Matthews	24	58	Minshaw-Willis
11	21	26	Jonathan Abecassis	22	45	Mortimer P-Mortimer J
10	19	20	Rudiger Friedrichs	20	76	Welch-Knight
9	17	17	Melling-Hall	18	36	Barrett-Shepherd
8	15	55	Webb-Wallace	16	30	Fierro Eleta-Hart
7	13	56	John Young	14	75	Mahapatra-Stanley
6	11	6	Ure-Wigley	12	8	Müller U-Müller A
5	9	3	Hunt-Hall	10	29	Llewellyn T-Llewellyn O
4	7	23	Wood B-Wood T	8	28	David Cottingham
3	5	10	Paul-Bourne	6	115	Wilson-Stretton
2	3	54	Ward-Smith	4	9	Eastick-Jones
1	1	7	Pearson G-Pearson J	2	11	Wakeman-Blakeney-Edwards

**Pole Right**

ROW

Car 21 - allowed to start from back of grid

*Circuit: Silverstone Historic Grand Prix  
Track Length: 5.857 Km - 3.6394 miles*

These results are provisional until the conclusion of any judicial and technical matters.

Clerk of the Course:

Timekeeper:

Issued at:



## Silverstone Classic - 28 - 30 Jul 2017

### Kidston Trophy For Pre War Sports Cars

#### Qualifying for Race 5 - Classification

Sheet No:

POS	NO	DRIVER/S	CLASS	CLASS POS	CAR MAKE / MODEL	TIME	ON	LAPS	GAP	DIFF	MPH
1	11	Wakeman-Blakeney-Edwards	PW1	1	Frazer Nash Supersports	2:49.479	6	6			77.31
2	52	Gareth Burnett	PW7	1	Talbot 105 (GO 52)	2:50.375	7	7	0.896	0.896	76.90
3	8	Rudiger Friedrichs	PW7	2	Alvis Firefly 4.3	2:50.535	4	7	1.056	0.160	76.83
4	10	Gillett-Williams	PW1	2	Frazer Nash Supersports	2:50.640	1	8	1.161	0.105	76.78
5	1	Sam Stretton	PW6	1	Alta Sports	2:53.485	1	8	4.006	2.845	75.52
6	9	Hudson-Morley	PW3	1	Bentley 3/4½	2:56.251	7	8	6.772	2.766	74.34
7	38	James Morley	PW3	2	Bentley 3/4½	2:57.697	6	7	8.218	1.446	73.73
8	32	Lukas Halusa	PW6	2	Alfa Romeo 8C 2300 Zagato	2:58.844	8	9	9.365	1.147	73.26
9	3	Morley C-Morley J	PW3	3	Bentley 3/4½	2:58.982	2	2	9.503	0.138	73.20
10	35	Martin Halusa	PW2	1	Bugatti 35C	3:00.168	7	9	10.689	1.186	72.72
11	99	Getley-Degenaar	PW3	4	Bentley 3/4½	3:00.329	2	7	10.850	0.161	72.65
12	25	Blakemore-Diffey	PW5	1	Aston Martin Speed Model	3:00.660	7	8	11.181	0.331	72.52
13	51	Pilkington T-Pilkington R	PW7	3	Talbot T26 SS	3:01.370	4	6	11.891	0.710	72.24
14	16	Alan Middleton	PW5	2	Aston Martin Speed 'Red	3:04.135	7	8	14.656	2.765	71.15
15	49	Ball C-Ball N	PW7	4	Invicta S Type Low Chassis	3:04.601	6	8	15.122	0.466	70.97
16	91	Paul Chase-Gardener	PW5	3	Aston Martin 2 Litre Speed	3:04.902	4	5	15.423	0.301	70.86
17	24	Theo Hunt	PW1	3	Frazer Nash TT Rep	3:05.362	2	8	15.883	0.460	70.68
18	66	Birch-Cleyndert	PW7	5	Talbot 75/105	3:06.115	2	8	16.636	0.753	70.40
19	4	Philip Champion	PW1	4	Frazer Nash Supersports	3:06.436	8	8	16.957	0.321	70.27
20	33	Richard Iliffe	PW4	1	Riley Kestrel Sports	3:06.794	8	8	17.315	0.358	70.14
21	45	Llewellyn O-Llewellyn T	PW3	5	Bentley 4½	3:06.801	3	4	17.322	0.007	70.14
22	27	Peter Dubsky	PW5	4	Aston Martin 15/98 2-seater	3:07.243	7	8	17.764	0.442	69.97
23	6	Bradley E-Bradley R	PW4	2	Aston Martin Ulster	3:07.383	8	8	17.904	0.140	69.92
24	23	Richard Wilson	PW5	5	Squire Skimpy Short	3:07.994	5	7	18.515	0.611	69.69
25	14	Chilcott-Futter	PW1	5	Frazer Nash Fast Tourer	3:09.712	2	7	20.233	1.718	69.06
26	44	Stephen Skipworth	PW5	6	Aston Martin Monoposto	3:11.739	5	8	22.260	2.027	68.33
27	31	Trevor Swete	PW7	6	Invicta S Type	3:11.832	4	8	22.353	0.093	68.30
28	21	Littlewood M-Littlewood A	PW3	6	Bentley 3/4½	3:12.354	7	7	22.875	0.522	68.11
29	15	Jock Mackinnon	PW2	2	Bentley 3 litre Tourer	3:13.848	4	5	24.369	1.494	67.59
30	29	Henderson-Fellowes	PW3	7	Vauxhall 30/98 Brooklands	3:14.361	8	8	24.882	0.513	67.41
31	46	Duncan Wiltshire	PW2	3	Bentley 3 Litre	3:14.763	4	4	25.284	0.402	67.27
32	19	Chris Lunn	PW6	3	Talbot 105 Sports 'Team Car'	3:14.824	6	7	25.345	0.061	67.25
33	2	Little-Singer	PW3	8	Bentley 3/4½	3:15.607	1	7	26.128	0.783	66.98
34	34	Martin Overington	PW3	9	Bentley 4.5 Blower	3:15.868	2	3	26.389	0.261	66.89
35	7	Brown A-Brown R	PW7	7	Invicta Low Chassis	3:17.206	2	3	27.727	1.338	66.44
36	26	Steve Smith	PW2	4	Hotchkiss AM80	3:21.457	3	3	31.978	4.251	65.03
37	40	King-St Clair Tisdall	PW4	3	Morgan 4/4 Le Mans	3:23.107	1	7	33.628	1.650	64.51
38	5	Bradfield P-Bradfield G	PW7	8	Invicta S Type	3:24.539	2	7	35.060	1.432	64.05
39	20	Bell-Welch	PW3	10	Bentley 3/4½	3:32.655	4	7	43.176	8.116	61.61
40	18	Guy Northam	PW3	11	Bentley 4½	3:35.383	7	7	45.904	2.728	60.83
41	55	Chris Guest	PW3	12	Bentley 4½ Le Mans	3:36.932	3	7	47.453	1.549	60.40
42	22	Buxton-Hall	PW7	9	Alfa Romeo 6C 1750 GS	3:38.610	2	3	49.131	1.678	59.93
43	37	Sebba-Cole	PW4	4	Morgan 4-4 LM	3:47.848	6	6	58.369	9.238	57.50
44	39	Bolsover-Carr	PW3	13	Bentley 3/8	3:51.178	2	6	1:01.6	3.330	56.67

Car 25 requires a working transponder - Regulation Q.12.2.1 refers.  
A 30 second penalty will be applied if not working in the race.

Session Start: 12:43:32 - Finish: 13:10:35  
Weather/Track Conditions: Cloud / Dry  
Circuit: Silverstone Historic Grand Prix  
Track Length: 5.857 Km - 3.6394 miles

CAR 20 - PLEASE IMPROVE YOUR SIDE NUMBER

These results are provisional until the conclusion of any judicial and technical matters.

Clerk of the Course:	Timekeeper:	Issued at:
----------------------	-------------	------------

# Silverstone Classic - 28 - 30 Jul 2017

## Kidston Trophy For Pre War Sports Cars

### Qualifying for Race 5 - Sector Analysis

1 Sam Stretton (PW6)								Alta Sports							
lap	Sect-1	Speed	Sect-2	Speed	Sect-3	Speed	Laptime Pit	lap	Sect-1	Speed	Sect-2	Speed	Sect-3	Speed	Laptime Pit
1	54.460	97.5	1:26.889	97.5	32.136	77.9	2:53.485	5	54.588	92.8	3:34.706	97.4	32.395	75.2	5:01.689 P
2	1:03.644	95.6	1:28.797	94.9	33.934	77.0	3:06.375	6	56.018	97.4	1:27.539	94.3	35.439	77.2	2:58.996
3	53.145	97.5	1:28.784	96.0	32.802	75.7	2:54.731	7	54.361	96.1	1:26.931	99.3	32.986	79.0	2:54.278
4	55.159	95.6	1:30.167	94.8	33.169	78.6	2:58.495	8	53.689	91.6	1:31.183	95.1	33.872	73.2	2:58.744

2 Little-Singer (PW3)								Bentley 3/4½							
lap	Sect-1	Speed	Sect-2	Speed	Sect-3	Speed	Laptime Pit	lap	Sect-1	Speed	Sect-2	Speed	Sect-3	Speed	Laptime Pit
1	1:00.728	84.7	1:36.812		38.067	68.3	3:15.607	5	1:04.859	79.7	1:40.707		39.605	63.4	3:25.171
2	1:02.017	85.6	1:38.339		35.814	70.9	3:16.170	6	1:05.366	71.5	1:41.649		38.219	66.5	3:25.234
3	59.261	85.9	2:30.298		39.133	65.7	4:08.692 P	7	1:17.550	48.4	1:54.791		37.125	69.3	3:49.466
4	1:03.767	78.2	1:44.074		39.581	65.4	3:27.422	8							

3 Morley C-Morley J (PW3)								Bentley 3/4½							
lap	Sect-1	Speed	Sect-2	Speed	Sect-3	Speed	Laptime Pit	lap	Sect-1	Speed	Sect-2	Speed	Sect-3	Speed	Laptime Pit
1	1:02.634	79.2	1:34.042		39.921	75.0	3:10.597	2	55.896	91.9	1:28.880		34.206	72.9	2:58.982

4 Philip Champion (PW1)								Frazer Nash Supersports							
lap	Sect-1	Speed	Sect-2	Speed	Sect-3	Speed	Laptime Pit	lap	Sect-1	Speed	Sect-2	Speed	Sect-3	Speed	Laptime Pit
1	59.344	82.7	1:37.088	82.1	35.554	72.9	3:11.986	5	58.761	84.4	1:35.562	85.9	35.349	69.0	3:09.672
2	58.508	85.2	1:37.492	84.0	35.085	72.8	3:11.085	6	59.785	84.9	1:34.548	83.9	34.699	73.2	3:09.032
3	58.623	84.4	1:35.839	86.3	35.629	72.6	3:10.091	7	58.579	85.2	1:34.410	83.5	34.828	73.2	3:07.817
4	58.920	86.3	1:35.817	83.1	34.888	73.6	3:09.625	8	57.887	85.4	1:34.235	83.4	34.314	74.4	3:06.436

5 Bradfield P-Bradfield G (PW7)								Invicta S Type							
lap	Sect-1	Speed	Sect-2	Speed	Sect-3	Speed	Laptime Pit	lap	Sect-1	Speed	Sect-2	Speed	Sect-3	Speed	Laptime Pit
1	1:07.800	73.7	1:45.970		38.510	64.2	3:32.280	5	1:11.165	64.0	1:54.118		42.711	56.3	3:47.994
2	1:03.677	79.8	1:42.689		38.173	62.7	3:24.539	6	1:10.887	69.2	1:52.238		42.923	57.5	3:46.048
3	1:07.696	76.9	1:45.043		38.167	66.1	3:30.906	7	1:08.557	70.7	1:51.009		42.011	60.0	3:41.577
4	1:04.748	76.7	3:11.584		44.730	57.5	5:01.062 P	8							

6 Bradley E-Bradley R (PW4)								Aston Martin Ulster							
lap	Sect-1	Speed	Sect-2	Speed	Sect-3	Speed	Laptime Pit	lap	Sect-1	Speed	Sect-2	Speed	Sect-3	Speed	Laptime Pit
1	1:01.899	77.4	1:36.573	80.3	33.642	69.3	3:12.114	5	59.573	80.4	1:42.876	78.3	34.611	68.5	3:17.060
2	1:00.336	79.8	1:37.230	81.6	33.557	69.7	3:11.123	6	1:00.991	83.3	1:49.213	51.3	36.409	69.3	3:26.613
3	59.253	80.6	1:36.675	85.5	34.545	66.3	3:10.473	7	59.708	79.3	1:34.775	83.3	33.233	69.3	3:07.716
4	1:00.884	79.4	1:36.292	86.8	33.753	67.8	3:10.929	8	59.600	80.0	1:34.637	85.2	33.146	70.6	3:07.383

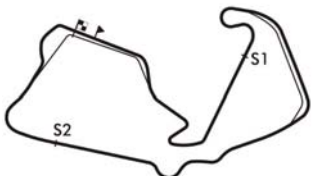
7 Brown A-Brown R (PW7)								Invicta Low Chassis							
lap	Sect-1	Speed	Sect-2	Speed	Sect-3	Speed	Laptime Pit	lap	Sect-1	Speed	Sect-2	Speed	Sect-3	Speed	Laptime Pit
1	1:02.203	82.8	1:42.532		36.506	68.3	3:21.241	3	1:02.157	83.3	2:50.820		37.619	67.0	4:30.596 P
2	1:01.217	83.2	1:38.636		37.353	64.3	3:17.206	4							

8 Rudiger Friedrichs (PW7)								Alvis Firefly 4.3							
lap	Sect-1	Speed	Sect-2	Speed	Sect-3	Speed	Laptime Pit	lap	Sect-1	Speed	Sect-2	Speed	Sect-3	Speed	Laptime Pit
1	53.679	87.8	1:28.242		33.717	79.1	2:55.638	5	53.135	103.4	1:25.700		32.891	80.1	2:51.726
2	52.256	99.7	1:25.892		32.859	80.9	2:51.007	6	53.279	94.9	1:25.443		32.719	81.3	2:51.441
3	52.065	95.6	1:25.711		33.475	73.4	2:51.251	7	52.356	94.5	1:27.866		32.465	83.8	2:52.687
4	52.899	93.2	1:24.891		32.745	81.6	2:50.535	8							

9 Hudson-Morley (PW3)								Bentley 3/4½							
lap	Sect-1	Speed	Sect-2	Speed	Sect-3	Speed	Laptime Pit	lap	Sect-1	Speed	Sect-2	Speed	Sect-3	Speed	Laptime Pit
1	1:11.114	93.1	1:35.532	98.3	36.495	67.9	3:23.141	5	56.078	97.3	1:33.701	99.7	33.125	70.5	3:02.904
2	59.763	88.9	1:36.374	98.0	35.669	70.8	3:11.806	6	55.590	98.7	1:28.969	98.3	32.699	77.6	2:57.258
3	59.523	94.7	2:11.915	99.3	33.688	70.7	3:45.126 P	7	55.454	96.3	1:28.121		32.676	76.2	2:56.251
4	57.303	93.6	1:30.178		34.517	72.4	3:01.998	8	56.734	96.1	1:28.845	99.0	33.757	76.0	2:59.336



**Session Start: 12:43:32 - Finish: 13:10:35**  
**Weather/Track Conditions: Cloud / Dry**  
**Circuit: Silverstone Historic Grand Prix**  
**Track Length: 5.857 Km - 3.6394 miles**



## Silverstone Classic - 28 - 30 Jul 2017

### Kidston Trophy For Pre War Sports Cars

#### Qualifying for Race 5 - Sector Analysis

10 Gillett-Williams (PW1)								Frazer Nash Supersports							
lap	Sect-1	Speed	Sect-2	Speed	Sect-3	Speed	Laptime Pit	lap	Sect-1	Speed	Sect-2	Speed	Sect-3	Speed	Laptime Pit
1	53.595	95.5	1:26.030	94.1	31.015	76.9	2:50.640	5	54.098	96.1	1:29.484	97.0	34.366	78.3	2:57.948
2	52.731	95.2	1:27.522	94.0	31.254	77.6	2:51.507	6	54.337	95.7	1:28.661	95.3	33.420	75.9	2:56.418
3	52.632	87.6	3:29.371	92.3	33.620	77.1	4:55.623 P	7	54.400	93.5	1:28.517	95.2	33.233	79.1	2:56.150
4	53.629	88.2	1:30.590	96.1	33.148	79.4	2:57.367	8	55.365	60.8	1:31.912	98.8	32.232	78.7	2:59.509

11 Wakeman-Blakeney-Edwards (PW1)								Frazer Nash Supersports							
lap	Sect-1	Speed	Sect-2	Speed	Sect-3	Speed	Laptime Pit	lap	Sect-1	Speed	Sect-2	Speed	Sect-3	Speed	Laptime Pit
1	54.024	94.8	1:27.736	91.4	31.677	79.4	2:53.437	4	58.109	95.2	1:26.843	102.8	31.621	79.8	2:56.573
2	53.208	95.9	1:26.959	91.8	31.498	80.4	2:51.665	5	52.885	94.9	1:28.147	93.1	31.001	81.0	2:52.033
3	54.017	91.3	3:34.195	96.0	32.411	79.7	5:00.623 P	6	52.517	99.0	1:25.733	98.5	31.229	79.3	2:49.479

14 Chilcott-Futter (PW1)								Frazer Nash Fast Tourer							
lap	Sect-1	Speed	Sect-2	Speed	Sect-3	Speed	Laptime Pit	lap	Sect-1	Speed	Sect-2	Speed	Sect-3	Speed	Laptime Pit
1	1:00.709	84.7	1:36.503	85.3	35.226	72.2	3:12.438	5	1:08.148	67.2	1:55.824	78.4	41.795	60.7	3:45.767
2	1:00.317	85.4	1:34.834	86.4	34.561	73.6	3:09.712	6	1:09.658	70.1	1:50.280	79.1	40.943	63.0	3:40.881
3	58.430	86.0	1:36.300	84.8	35.233	73.7	3:09.963	7	1:06.735	69.3	1:48.860	82.0	41.521	61.9	3:37.116
4	58.143	86.3	2:58.758	76.5	43.466	62.0	4:40.367 P	8							

15 Jock Mackinnon (PW2)								Bentley 3 litre Tourer							
lap	Sect-1	Speed	Sect-2	Speed	Sect-3	Speed	Laptime Pit	lap	Sect-1	Speed	Sect-2	Speed	Sect-3	Speed	Laptime Pit
1	1:02.787	79.8	1:39.550		36.166	70.5	3:18.503	4	1:01.238	81.3	1:36.959		35.651	66.9	3:13.848
2	1:00.869	79.9	1:38.550		35.510	69.4	3:14.929	5	1:02.616	78.0	1:40.278		35.795	65.0	3:18.689
3	1:02.793	79.8	1:37.472		35.244	71.1	3:15.509	6							

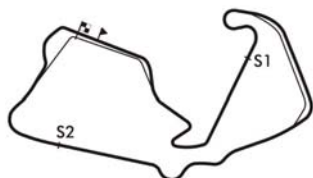
16 Alan Middleton (PW5)								Aston Martin Speed 'Red Dragon'							
lap	Sect-1	Speed	Sect-2	Speed	Sect-3	Speed	Laptime Pit	lap	Sect-1	Speed	Sect-2	Speed	Sect-3	Speed	Laptime Pit
1	1:01.129	83.7	1:38.932	83.3	38.804	68.3	3:18.865	5	58.282	87.8	1:34.994	87.2	39.248	60.1	3:12.524
2	1:03.972	80.3	1:39.729	92.3	35.034	72.5	3:18.735	6	59.258	87.8	1:33.510	90.9	34.398	72.9	3:07.166
3	58.442	87.5	1:37.817	83.9	34.405	71.5	3:10.664	7	56.516	88.9	1:32.113	93.2	35.506	71.4	3:04.135
4	59.093	87.5	1:37.247	92.2	35.666	70.9	3:12.006	8	57.846	89.2	1:38.719	78.4	35.328	72.5	3:11.893

18 Guy Northam (PW3)								Bentley 4½							
lap	Sect-1	Speed	Sect-2	Speed	Sect-3	Speed	Laptime Pit	lap	Sect-1	Speed	Sect-2	Speed	Sect-3	Speed	Laptime Pit
1	1:09.525	74.9	1:49.983	78.2	40.637	59.2	3:40.145	5	1:06.869	76.0	1:50.584	80.1	41.028	60.6	3:38.481
2	1:08.380	77.3	1:48.716	80.4	41.562	57.6	3:38.658	6	1:08.537	76.4	1:47.173	78.8	39.992	60.6	3:35.702
3	1:10.703	70.2	1:49.419	76.4	41.030	59.8	3:41.152	7	1:08.032	71.2	1:47.406	80.0	39.945	61.9	3:35.383
4	1:08.843	75.6	1:49.534	77.5	40.368	61.3	3:38.745	8							

19 Chris Lunn (PW6)								Talbot 105 Sports 'Team Car'							
lap	Sect-1	Speed	Sect-2	Speed	Sect-3	Speed	Laptime Pit	lap	Sect-1	Speed	Sect-2	Speed	Sect-3	Speed	Laptime Pit
1	1:02.767	85.4	1:42.174	85.8	37.571	63.3	3:22.512	5	1:01.153	80.3	1:40.693	83.9	36.495	67.5	3:18.341
2	1:01.654	87.0	1:42.935	80.0	36.508	70.7	3:21.097	6	59.971	81.1	1:38.564	84.4	36.289	69.4	3:14.824
3	1:01.787	81.7	1:39.595	79.7	38.974	59.1	3:20.356	7	1:06.307	51.2	1:45.294	85.1	36.022	71.9	3:27.623
4	1:03.500	55.9	3:04.507		36.205	71.6	4:44.212 P	8							

20 Bell-Welch (PW3)								Bentley 3/4½							
lap	Sect-1	Speed	Sect-2	Speed	Sect-3	Speed	Laptime Pit	lap	Sect-1	Speed	Sect-2	Speed	Sect-3	Speed	Laptime Pit
1	1:08.049	70.1	1:50.733		39.230	63.4	3:38.012	5	1:07.924	70.6	2:56.257		39.386	64.7	4:43.567 P
2	1:07.132	73.3	1:49.570		38.683	63.4	3:35.385	6	1:08.714	70.9	1:51.381		38.445	65.2	3:38.540
3	1:06.473	75.7	1:49.310		38.372	63.5	3:34.155	7	1:07.241	70.9	1:48.721		37.797	65.4	3:33.759
4	1:06.559	72.1	1:47.979		38.117	64.8	3:32.655	8							

21 Littlewood M-Littlewood A (PW3)								Bentley 3/4½							
lap	Sect-1	Speed	Sect-2	Speed	Sect-3	Speed	Laptime Pit	lap	Sect-1	Speed	Sect-2	Speed	Sect-3	Speed	Laptime Pit
1	1:10.445	67.2	1:49.578	77.1	40.914	61.7	3:40.937	5	1:04.449	79.5	1:40.752	83.3	35.880	71.2	3:21.081
2	1:08.299	67.9	1:46.690	78.0	40.799	61.6	3:35.788	6	1:01.303	80.3	1:37.617	82.0	34.148	70.8	3:13.068
3	1:08.272	74.0	1:47.230	78.8	40.736	60.7	3:36.238	7	1:01.439	81.0	1:36.894	84.2	34.021	71.0	3:12.354
4	1:08.880	65.9	3:11.373	82.1	40.257	65.0	5:00.510 P	8							



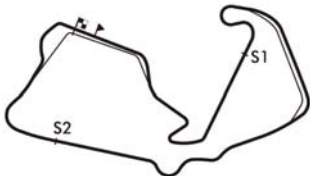
**Session Start: 12:43:32 - Finish: 13:10:35**  
**Weather/Track Conditions: Cloud / Dry**  
**Circuit: Silverstone Historic Grand Prix**  
**Track Length: 5.857 Km - 3.6394 miles**

# Silverstone Classic - 28 - 30 Jul 2017

## Kidston Trophy For Pre War Sports Cars

### Qualifying for Race 5 - Sector Analysis

22 Buxton-Hall (PW7)								Alfa Romeo 6C 1750 GS Zagato							
lap	Sect-1	Speed	Sect-2	Speed	Sect-3	Speed	Laptime Pit	lap	Sect-1	Speed	Sect-2	Speed	Sect-3	Speed	Laptime Pit
1	1:07.448	68.9	1:50.635	75.7	41.350	60.2	3:39.433	3	1:15.992	58.2	3:05.166	57.8	43.693	56.1	5:04.851 P
2	1:09.000	72.7	1:49.224	77.8	40.386	58.1	3:38.610	4							
23 Richard Wilson (PW5)								Squire Skippy Short Chassis							
lap	Sect-1	Speed	Sect-2	Speed	Sect-3	Speed	Laptime Pit	lap	Sect-1	Speed	Sect-2	Speed	Sect-3	Speed	Laptime Pit
1	1:03.015	81.8	1:37.249		35.804	67.8	3:16.068	5	59.552	85.2	1:34.395		34.047	73.9	3:07.994
2	1:03.024	76.3	1:39.692		36.403	71.8	3:19.119	6	58.788	83.7	1:37.265		36.211	69.8	3:12.264
3	59.091	88.7	1:34.803		36.247	71.6	3:10.141	7	1:01.218	74.8	1:41.085		40.527	57.1	3:22.830
4	1:00.238	84.4	1:35.934		35.042	74.0	3:11.214	8							
24 Theo Hunt (PW1)								Frazer Nash TT Rep							
lap	Sect-1	Speed	Sect-2	Speed	Sect-3	Speed	Laptime Pit	lap	Sect-1	Speed	Sect-2	Speed	Sect-3	Speed	Laptime Pit
1	58.213	88.7	1:34.539		33.817	72.6	3:06.569	5	1:01.274	88.0	2:33.054		36.417	72.3	4:10.745 P
2	57.697	88.8	1:33.877		33.788	72.2	3:05.362	6	1:01.448	88.9	1:36.161		35.178	73.7	3:12.787
3	57.916	89.2	1:33.488		35.047	74.0	3:06.451	7	59.729	88.8	1:35.639		35.820	73.7	3:11.188
4	56.896	90.9	1:34.751		34.125	71.6	3:05.772	8	59.413	89.0	1:41.300		37.222	68.3	3:17.935
25 Blakemore-Diffey (PW5)								Aston Martin Speed Model							
lap	Sect-1	Speed	Sect-2	Speed	Sect-3	Speed	Laptime Pit	lap	Sect-1	Speed	Sect-2	Speed	Sect-3	Speed	Laptime Pit
1							3:20.372	5							4:00.927
2							3:33.982	6							3:02.104
3							3:14.107	7							3:00.660
4							3:13.905	8							3:02.498
26 Steve Smith (PW2)								Hotchkiss AM80							
lap	Sect-1	Speed	Sect-2	Speed	Sect-3	Speed	Laptime Pit	lap	Sect-1	Speed	Sect-2	Speed	Sect-3	Speed	Laptime Pit
1	1:06.199	79.6	1:42.443		39.221	64.0	3:27.863	3	1:03.370	77.2	1:40.144		37.943	63.9	3:21.457
2	1:03.942	79.7	1:40.880		38.632	65.2	3:23.454	4							
27 Peter Dubsy (PW5)								Aston Martin 15/98 2-seater							
lap	Sect-1	Speed	Sect-2	Speed	Sect-3	Speed	Laptime Pit	lap	Sect-1	Speed	Sect-2	Speed	Sect-3	Speed	Laptime Pit
1	58.545	87.8	1:37.011	91.1	38.281	68.6	3:13.837	5	58.849	90.1	1:34.153	90.2	35.639	72.7	3:08.641
2	1:02.071	87.2	1:36.050	91.9	36.660	72.1	3:14.781	6	57.941	89.8	1:34.091	91.2	36.466	70.8	3:08.498
3	58.247	90.3	1:37.987	88.7	37.533	70.9	3:13.767	7	58.332	88.1	1:33.504	91.1	35.407	75.1	3:07.243
4	58.775	90.8	1:35.340	91.4	36.943	71.5	3:11.058	8	57.757	89.7	1:33.239	91.8	36.915	63.5	3:07.911
29 Henderson-Fellowes (PW3)								Vauxhall 30/98 Brooklands Special							
lap	Sect-1	Speed	Sect-2	Speed	Sect-3	Speed	Laptime Pit	lap	Sect-1	Speed	Sect-2	Speed	Sect-3	Speed	Laptime Pit
1	1:04.788	68.8	1:48.258		39.500	66.2	3:32.546	5	1:02.775	66.7	1:40.672		37.555	68.4	3:21.002
2	1:04.359	78.7	1:43.285		38.595	64.4	3:26.239	6	1:01.550	80.2	1:37.272		36.301	68.8	3:15.123
3	1:03.556	81.2	1:46.827		39.741	66.8	3:30.124	7	1:03.265	77.1	1:37.449		36.718	68.1	3:17.432
4	1:07.892	73.3	2:40.148		38.993	67.2	4:27.033 P	8	1:00.312	80.7	1:37.307		36.742	68.3	3:14.361
31 Trevor Swete (PW7)								Invicta S Type							
lap	Sect-1	Speed	Sect-2	Speed	Sect-3	Speed	Laptime Pit	lap	Sect-1	Speed	Sect-2	Speed	Sect-3	Speed	Laptime Pit
1	1:01.789	87.4	1:39.356	85.7	38.388	67.7	3:19.533	5	59.635	86.1	1:36.919		38.049	62.1	3:14.603
2	1:02.530	81.9	1:38.639		36.381	70.0	3:17.550	6	1:02.341	86.7	1:35.631	91.6	35.559	70.0	3:13.531
3	1:01.303	88.4	1:37.668		35.530	68.6	3:14.501	7	59.511	89.6	1:35.126		37.927	65.9	3:12.564
4	1:00.714	88.8	1:35.487		35.631	67.6	3:11.832	8	1:00.231	89.5	1:35.847	92.2	36.689	65.4	3:12.767
32 Lukas Halusa (PW6)								Alfa Romeo 8C 2300 Zagato Spyder							
lap	Sect-1	Speed	Sect-2	Speed	Sect-3	Speed	Laptime Pit	lap	Sect-1	Speed	Sect-2	Speed	Sect-3	Speed	Laptime Pit
1	57.911	88.2	1:32.792	90.2	35.054	72.9	3:05.757	6	55.925	90.1	1:29.691		34.689	70.5	3:00.305
2	57.230	89.7	1:31.002	88.9	34.116	73.4	3:02.348	7	55.658	91.3	1:29.515	93.5	33.691	75.8	2:58.864
3	56.466	90.3	1:30.749	91.7	34.198	75.9	3:01.413	8	55.542	91.9	1:30.066	92.8	33.236	76.9	2:58.844
4	55.847	89.8	1:31.048	88.8	33.936	74.8	3:00.831	9	56.682	88.0	1:30.918	89.2	33.121	76.3	3:00.721
5	57.143	90.1	1:30.798		33.758	74.9	3:01.699	10							



**Session Start: 12:43:32 - Finish: 13:10:35**  
**Weather/Track Conditions: Cloud / Dry**  
**Circuit: Silverstone Historic Grand Prix**  
**Track Length: 5.857 Km - 3.6394 miles**

# Silverstone Classic - 28 - 30 Jul 2017

## Kidston Trophy For Pre War Sports Cars

### Qualifying for Race 5 - Sector Analysis

33 Richard Iliffe (PW4)								Riley Kestrel Sports							
lap	Sect-1	Speed	Sect-2	Speed	Sect-3	Speed	Laptime Pit	lap	Sect-1	Speed	Sect-2	Speed	Sect-3	Speed	Laptime Pit
1	1:02.129	81.9	1:38.130	91.1	36.718	72.1	3:16.977	5	1:00.162	88.7	1:34.192	90.2	35.911	72.6	3:10.265
2	57.937	90.3	1:35.027	93.9	35.183	72.8	3:08.147	6	58.381	89.2	1:33.919	92.1	35.918	72.1	3:08.218
3	57.576	91.4	1:35.986	92.3	35.899	66.9	3:09.461	7	59.130	88.7	1:34.530	93.3	35.449	59.0	3:09.109
4	58.534	90.7	1:33.952	92.1	37.191	60.1	3:09.677	8	58.402	90.1	1:33.109	91.9	35.283	74.6	3:06.794

34 Martin Overington (PW3)								Bentley 4.5 Blower							
lap	Sect-1	Speed	Sect-2	Speed	Sect-3	Speed	Laptime Pit	lap	Sect-1	Speed	Sect-2	Speed	Sect-3	Speed	Laptime Pit
1	1:02.220	87.4	1:40.480		37.636	68.3	3:20.336	3	1:01.196	86.4	1:38.901		38.178	68.3	3:18.275
2	1:01.124	88.3	1:38.210		36.534	68.5	3:15.868	4							

35 Martin Halusa (PW2)								Bugatti 35C							
lap	Sect-1	Speed	Sect-2	Speed	Sect-3	Speed	Laptime Pit	lap	Sect-1	Speed	Sect-2	Speed	Sect-3	Speed	Laptime Pit
1	58.063	91.8	1:32.883	100.3	35.868	74.0	3:06.814	6	55.513	95.5	1:30.842	104.7	34.374	76.3	3:00.729
2	57.443	96.7	1:31.701	102.0	36.002	73.7	3:05.146	7	55.581	93.9	1:28.729	106.0	35.858	74.2	3:00.168
3	56.471	95.3	1:31.600	104.5	36.007	74.5	3:04.078	8	1:11.305	87.2	1:29.433	105.4	34.142	77.3	3:14.880
4	56.237	91.4	1:31.880	106.7	35.002	73.2	3:03.119	9	56.541	91.6	1:29.107	108.1	34.647	75.5	3:00.295
5	56.427	98.8	1:31.682	106.4	34.744	74.7	3:02.853	10							

37 Sebba-Cole (PW4)								Morgan 4-4 LM							
lap	Sect-1	Speed	Sect-2	Speed	Sect-3	Speed	Laptime Pit	lap	Sect-1	Speed	Sect-2	Speed	Sect-3	Speed	Laptime Pit
1	1:14.552	68.2	1:56.557	68.8	43.171	58.9	3:54.280	4	1:14.800	68.4	2:00.032	71.9	43.444	56.0	3:58.276
2	1:10.127	68.3	1:55.790	70.4	42.795	57.5	3:48.712	5	1:12.651	71.2	1:56.393	69.3	42.822	58.0	3:51.866
3	1:11.061	62.5	3:08.271	67.3	44.978	52.8	5:04.310 P	6	1:10.532	70.4	1:54.924	67.8	42.392	57.5	3:47.848

38 James Morley (PW3)								Bentley 3/4½							
lap	Sect-1	Speed	Sect-2	Speed	Sect-3	Speed	Laptime Pit	lap	Sect-1	Speed	Sect-2	Speed	Sect-3	Speed	Laptime Pit
1	1:00.344	89.8	1:33.884		33.886	74.0	3:08.114	5	56.965	92.2	1:35.865		33.173	75.9	3:06.003
2	55.570	94.1	1:29.614		33.228	75.2	2:58.412	6	55.772	93.3	1:29.316		32.609	75.7	2:57.697
3	55.281	94.8	1:30.838		33.213	76.3	2:59.332	7	56.054	93.3	1:28.977		33.135	67.6	2:58.166
4	55.700	94.7	1:30.046		33.984	76.6	2:59.730	8							

39 Bolsover-Carr (PW3)								Bentley 3/8							
lap	Sect-1	Speed	Sect-2	Speed	Sect-3	Speed	Laptime Pit	lap	Sect-1	Speed	Sect-2	Speed	Sect-3	Speed	Laptime Pit
1	1:14.586	65.8	1:55.929	77.8	44.606	58.5	3:55.121	4	1:11.918	64.5	1:55.962	76.6	44.969	58.2	3:52.849
2	1:09.711	62.7	1:55.951	74.3	45.516	58.7	3:51.178	5	1:12.010	63.5	3:01.990		45.952	55.2	4:59.952 P
3	1:11.381	65.0	1:55.937	81.8	45.763	60.2	3:53.081	6	1:38.900	51.1	1:59.317		46.338	55.3	4:24.555

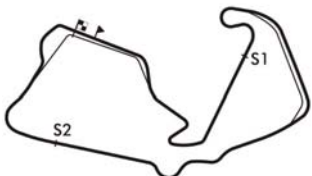
40 King-St Clair Tisdall (PW4)								Morgan 4/4 Le Mans							
lap	Sect-1	Speed	Sect-2	Speed	Sect-3	Speed	Laptime Pit	lap	Sect-1	Speed	Sect-2	Speed	Sect-3	Speed	Laptime Pit
1	1:04.913	72.8	1:41.640	71.6	36.554	67.2	3:23.107	5	1:09.221	65.3	1:49.961	70.1	39.406	63.0	3:38.588
2	1:03.668	73.9	1:43.312	72.9	37.392	64.8	3:24.372	6	1:07.109	67.6	1:47.913		39.213	63.1	3:34.235
3	1:03.373	70.8	1:45.668		36.277	68.5	3:25.318	7	1:07.162	66.6	1:53.748	69.0	40.447	60.3	3:41.357
4	1:02.667	72.8	2:39.362	65.6	42.213	62.5	4:24.242 P	8							

44 Stephen Skipworth (PW5)								Aston Martin Monoposto Speed Model							
lap	Sect-1	Speed	Sect-2	Speed	Sect-3	Speed	Laptime Pit	lap	Sect-1	Speed	Sect-2	Speed	Sect-3	Speed	Laptime Pit
1	1:03.081	79.6	1:42.258	88.5	37.831	65.8	3:23.170	5	1:00.296	85.6	1:35.743	90.6	35.700	73.8	3:11.739
2	1:05.952	79.5	1:46.274	87.3	38.299	67.1	3:30.525	6	1:01.661	84.8	1:37.595	90.2	35.752	71.5	3:15.008
3	1:02.831	82.5	1:44.398	88.1	38.173	66.0	3:25.402	7	1:01.369	83.8	1:39.298	87.0	35.591	72.9	3:16.258
4	1:01.863	77.9	1:40.622	89.2	37.363	72.2	3:19.848	8	1:02.268	78.8	1:39.189	86.9	36.197	73.3	3:17.654

45 Llewellyn O-Llewellyn T (PW3)								Bentley 4½							
lap	Sect-1	Speed	Sect-2	Speed	Sect-3	Speed	Laptime Pit	lap	Sect-1	Speed	Sect-2	Speed	Sect-3	Speed	Laptime Pit
1	1:01.753	78.5	1:36.983	90.9	36.608	73.3	3:15.344	3	57.499	86.6	1:34.670		34.632	72.9	3:06.801
2	58.433	79.6	1:36.376		34.878	73.9	3:09.687	4	58.198	80.7	2:37.996		35.989	75.7	4:12.183 P



**Session Start: 12:43:32 - Finish: 13:10:35**  
**Weather/Track Conditions: Cloud / Dry**  
**Circuit: Silverstone Historic Grand Prix**  
**Track Length: 5.857 Km - 3.6394 miles**

# Silverstone Classic - 28 - 30 Jul 2017

## Kidston Trophy For Pre War Sports Cars

### Qualifying for Race 5 - Sector Analysis

46 Duncan Wiltshire (PW2)								Bentley 3 Litre							
lap	Sect-1	Speed	Sect-2	Speed	Sect-3	Speed	Laptime Pit	lap	Sect-1	Speed	Sect-2	Speed	Sect-3	Speed	Laptime Pit
1	1:06.069	75.7	1:38.617	76.5	36.013	70.9	3:20.699	3	1:01.379	77.7	1:39.095	77.0	35.728	71.5	3:16.202
2	1:01.497	76.8	1:38.787	80.6	36.012	71.3	3:16.296	4	1:01.266	78.6	1:38.524	78.1	34.973	72.8	3:14.763

49 Ball C-Ball N (PW7)								Invicta S Type Low Chassis							
lap	Sect-1	Speed	Sect-2	Speed	Sect-3	Speed	Laptime Pit	lap	Sect-1	Speed	Sect-2	Speed	Sect-3	Speed	Laptime Pit
1	59.753	86.9	1:36.207	90.2	36.153	71.1	3:12.113	5	58.745	91.7	1:36.001	93.3	33.941	74.7	3:08.687
2	59.505	84.3	1:38.082	91.2	36.603	72.7	3:14.190	6	56.844	85.1	1:33.567	96.0	34.190	75.8	3:04.601
3	1:00.789	84.2	2:25.243	90.7	37.479	68.1	4:03.511 P	7	57.769	84.3	1:32.816	97.1	34.221	42.5	3:04.806
4	58.274	90.0	1:33.361	89.2	35.160	74.3	3:06.795	8	1:22.528	84.1	1:34.509	85.1	35.189	74.3	3:32.226

51 Pilkington T-Pilkington R (PW7)								Talbot T26 SS							
lap	Sect-1	Speed	Sect-2	Speed	Sect-3	Speed	Laptime Pit	lap	Sect-1	Speed	Sect-2	Speed	Sect-3	Speed	Laptime Pit
1	56.705	93.3	1:34.640	97.3	36.339	70.3	3:07.684	4	56.370	96.3	1:30.359		34.641	74.6	3:01.370
2	1:00.438	92.4	1:30.465	97.4	34.887	67.4	3:05.790	5	58.912	75.7	2:50.643	91.1	38.356	68.8	4:27.911 P
3	56.335	95.3	1:31.895	95.1	34.127	75.9	3:02.357	6	59.562	88.5	1:45.171	64.7	38.986	68.6	3:23.719

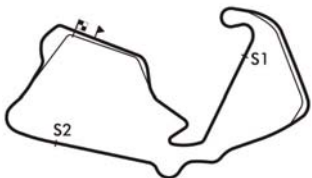
52 Gareth Burnett (PW7)								Talbot 105 (GO 52)							
lap	Sect-1	Speed	Sect-2	Speed	Sect-3	Speed	Laptime Pit	lap	Sect-1	Speed	Sect-2	Speed	Sect-3	Speed	Laptime Pit
1	54.640	96.1	1:26.656	101.2	31.534	80.4	2:52.830	5	53.095	98.7	1:26.356	99.9	31.900	81.0	2:51.351
2	53.320	99.0	1:25.491		31.757	79.9	2:50.568	6	56.660	76.0	1:43.921	82.7	36.046	79.2	3:16.627
3	52.686	99.9	1:27.270	98.1	31.849	80.8	2:51.805	7	52.690	98.1	1:26.705	99.0	30.980	80.9	2:50.375
4	58.859	85.3	6:17.793	92.3	33.034	79.4	7:49.686 P	8							

55 Chris Guest (PW3)								Bentley 4½ Le Mans							
lap	Sect-1	Speed	Sect-2	Speed	Sect-3	Speed	Laptime Pit	lap	Sect-1	Speed	Sect-2	Speed	Sect-3	Speed	Laptime Pit
1	1:12.727	72.2	1:51.280		40.705	62.2	3:44.712	5	1:11.187	71.8	1:50.501	77.5	39.056	62.6	3:40.744
2	1:09.743	67.7	1:50.565	76.3	40.173	63.5	3:40.481	6	1:08.946	72.0	1:49.300	78.3	39.098	62.1	3:37.344
3	1:08.284	75.3	1:49.286	76.7	39.362	63.4	3:36.932	7	1:08.975	75.4	1:50.080	77.6	39.960	62.5	3:39.015
4	1:09.040	74.9	3:06.230	77.7	39.970	61.5	4:55.240	8							

66 Birch-Cleyndert (PW7)								Talbot 75/105							
lap	Sect-1	Speed	Sect-2	Speed	Sect-3	Speed	Laptime Pit	lap	Sect-1	Speed	Sect-2	Speed	Sect-3	Speed	Laptime Pit
1	58.825	90.0	1:33.278	91.6	34.223	75.1	3:06.326	5	59.275	89.4	1:38.503	90.2	37.205	72.5	3:14.983
2	57.901	92.6	1:34.060	89.7	34.154	73.0	3:06.115	6	59.286	86.9	1:37.216	91.7	37.675	69.5	3:14.177
3	57.609	93.9	2:42.658	81.2	39.679	65.8	4:19.946 P	7	1:02.144	84.2	1:38.805	90.4	38.191	66.5	3:19.140
4	1:00.764	85.3	1:39.964	90.7	38.573	67.2	3:19.301	8	1:00.600	95.1	1:35.227	93.5	37.129	66.0	3:12.956

91 Paul Chase-Gardener (PW5)								Aston Martin 2 Litre Speed Model							
lap	Sect-1	Speed	Sect-2	Speed	Sect-3	Speed	Laptime Pit	lap	Sect-1	Speed	Sect-2	Speed	Sect-3	Speed	Laptime Pit
1	1:01.519	83.7	1:36.816	89.8	35.231	73.3	3:13.566	4	58.102	92.3	1:32.609	95.3	34.191	74.1	3:04.902
2	1:00.230	89.1	1:35.584	91.9	35.576	72.2	3:11.390	5	57.855	89.6	1:34.768	91.8	36.904	69.5	3:09.527
3	57.732	88.0	1:34.198	89.7	34.963	68.9	3:06.893	6							

99 Getley-Degenaar (PW3)								Bentley 3/4½							
lap	Sect-1	Speed	Sect-2	Speed	Sect-3	Speed	Laptime Pit	lap	Sect-1	Speed	Sect-2	Speed	Sect-3	Speed	Laptime Pit
1	1:02.275	90.9	1:31.060	97.8	34.185	74.3	3:07.520	5	1:19.700	65.8	1:53.163	73.9	45.215	60.8	3:58.078
2	56.256	95.5	1:30.297	98.5	33.776	76.1	3:00.329	6	1:09.029	66.3	1:53.382	83.4	44.216	59.9	3:46.627
3	56.760	90.4	2:41.281	78.9	44.511	65.8	4:22.552 P	7	1:19.097	47.0	1:58.314	74.9	44.321	61.4	4:01.732
4	1:11.619	67.6	1:51.846	73.6	43.386	60.1	3:46.851	8							



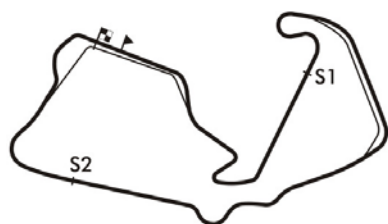
**Session Start: 12:43:32 - Finish: 13:10:35**  
**Weather/Track Conditions: Cloud / Dry**  
**Circuit: Silverstone Historic Grand Prix**  
**Track Length: 5.857 Km - 3.6394 miles**

# Silverstone Classic - 28 - 30 Jul 2017

## Kidston Trophy For Pre War Sports Cars

### Qualifying for Race 5 - Best Sector Times

SECTOR 1			SECTOR 2			SECTOR 3			IDEAL / BEST LAP COMPARISON						
NO	TIME	LAP	NO	TIME	LAP	NO	TIME	LAP	NO	NAME	BEST	IN	IDEAL	DIFF	
1	8	51.947	8	8	1:24.891	4	52	30.980	7	11	Wakeman-Blakeney	2:49.479	6	2:49.251	+0.228
2	11	52.517	6	52	1:25.491	2	11	31.001	5	52	Gareth Burnett	2:50.375	7	2:49.157	+1.218
3	10	52.632	3	11	1:25.733	6	10	31.015	1	8	Rudiger Friedrichs	2:50.535	4	2:49.303	+1.232
4	52	52.686	3	10	1:26.030	1	1	32.136	1	10	Gillett-Williams	2:50.640	1	2:49.677	+0.963
5	1	53.145	3	1	1:26.889	1	8	32.465	7	1	Sam Stretton	2:53.485	1	2:52.170	+1.315
6	38	55.281	3	9	1:28.121	7	38	32.609	6	9	Hudson-Morley	2:56.251	7	2:56.251	+0.000
7	9	55.454	7	35	1:28.729	7	9	32.676	7	38	James Morley	2:57.697	6	2:56.867	+0.830
8	35	55.513	6	3	1:28.880	2	32	33.121	9	32	Lukas Halusa	2:58.844	8	2:58.178	+0.666
9	32	55.542	8	38	1:28.977	7	6	33.146	8	3	Morley C-Morley J	2:58.982	2	2:58.697	+0.285
10	3	55.896	2	32	1:29.515	7	99	33.776	2	35	Martin Halusa	3:00.168	7	2:58.384	+1.784
11	99	56.256	2	99	1:30.297	2	24	33.788	2	99	Getley-Degenaar	3:00.329	2	3:00.329	+0.000
12	51	56.335	3	51	1:30.359	4	3	33.921	1	25	Blakemore-Diffey	3:00.660	7		+
13	16	56.516	7	16	1:32.113	7	49	33.941	5	51	Pilkington T-Pilkingt	3:01.370	4	3:00.821	+0.549
14	49	56.844	6	91	1:32.609	4	21	34.021	7	16	Alan Middleton	3:04.135	7	3:03.027	+1.108
15	24	56.896	4	49	1:32.816	7	23	34.047	5	49	Ball C-Ball N	3:04.601	6	3:03.601	+1.000
16	45	57.499	3	33	1:33.109	8	51	34.127	3	91	Paul Chase-Garden	3:04.902	4	3:04.532	+0.370
17	33	57.576	3	27	1:33.239	8	35	34.142	8	24	Theo Hunt	3:05.362	2	3:04.172	+1.190
18	66	57.609	3	66	1:33.278	1	66	34.154	2	66	Birch-Cleyndert	3:06.115	2	3:05.041	+1.074
19	91	57.732	3	24	1:33.488	3	91	34.191	4	4	Philip Champion	3:06.436	8	3:06.436	+0.000
20	27	57.757	8	4	1:34.235	8	4	34.314	8	33	Richard Iliffe	3:06.794	8	3:05.868	+0.926
21	4	57.887	8	23	1:34.395	5	16	34.398	6	45	Llewellyn O-Llewelly	3:06.801	3	3:06.801	+0.000
22	14	58.143	4	6	1:34.637	8	14	34.561	2	27	Peter Dubsy	3:07.243	7	3:06.403	+0.840
23	23	58.788	6	45	1:34.670	3	45	34.632	3	6	Bradley E-Bradley R	3:07.383	8	3:07.036	+0.347
24	6	59.253	3	14	1:34.834	2	46	34.973	4	23	Richard Wilson	3:07.994	5	3:07.230	+0.764
25	2	59.261	3	31	1:35.126	7	2	35.090	0	14	Chilcott-Futter	3:09.712	2	3:07.538	+2.174
26	31	59.511	7	44	1:35.743	5	33	35.183	2	44	Stephen Skipworth	3:11.739	5	3:11.630	+0.109
27	19	59.971	6	2	1:36.812	1	15	35.244	3	31	Trevor Swete	3:11.832	4	3:10.167	+1.665
28	44	1:00.296	5	21	1:36.894	7	27	35.407	7	21	Littlewood M-Littlew	3:12.354	7	3:12.218	+0.136
29	29	1:00.312	8	15	1:36.959	4	31	35.530	3	15	Jock Mackinnon	3:13.848	4	3:13.072	+0.776
30	15	1:00.869	2	29	1:37.272	6	44	35.591	7	29	Henderson-Fellowes	3:14.361	8	3:13.885	+0.476
31	34	1:01.124	2	34	1:38.210	2	19	36.022	7	46	Duncan Wiltshire	3:14.763	4	3:14.763	+0.000
32	7	1:01.217	2	46	1:38.524	4	40	36.277	3	19	Chris Lunn	3:14.824	6	3:14.557	+0.267
33	46	1:01.266	4	19	1:38.564	6	29	36.301	6	2	Little-Singer	3:15.607	1	3:11.163	+4.444
34	21	1:01.303	6	7	1:38.636	2	7	36.506	1	34	Martin Overington	3:15.868	2	3:15.868	+0.000
35	40	1:02.667	4	26	1:40.144	3	34	36.534	2	7	Brown A-Brown R	3:17.206	2	3:16.359	+0.847
36	26	1:03.370	3	40	1:41.640	1	20	37.797	7	26	Steve Smith	3:21.457	3	3:21.457	+0.000
37	5	1:03.677	2	5	1:42.689	2	26	37.943	3	40	King-St Clair Tisdall	3:23.107	1	3:20.584	+2.523
38	20	1:06.473	3	18	1:47.173	6	5	38.167	3	5	Bradfield P-Bradfield	3:24.539	2	3:24.533	+0.006
39	18	1:06.869	5	20	1:47.979	4	55	39.056	5	20	Bell-Welch	3:32.655	4	3:32.249	+0.406
40	22	1:07.448	1	22	1:49.224	2	18	39.945	7	18	Guy Northam	3:35.383	7	3:33.987	+1.396
41	55	1:08.284	3	55	1:49.286	3	22	40.386	2	55	Chris Guest	3:36.932	3	3:36.626	+0.306
42	37	1:09.640	7	37	1:54.924	6	37	42.392	6	22	Buxton-Hall	3:38.610	2	3:37.058	+1.552
43	39	1:09.711	2	39	1:55.929	1	39	44.606	1	37	Sebba-Cole	3:47.848	6	3:46.956	+0.892
44	25			25			25			39	Bolsover-Carr	3:51.178	2	3:50.246	+0.932



Session Start: 12:43:32 - Finish: 13:10:35

Weather/Track Conditions: Cloud / Dry

Circuit: Silverstone Historic Grand Prix

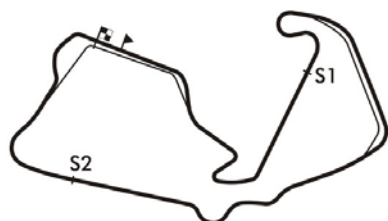
Track Length: 5.857 Km - 3.6394 miles

# Silverstone Classic - 28 - 30 Jul 2017

## Kidston Trophy For Pre War Sports Cars

### Qualifying for Race 5 - Best Sector Speeds

	NO	SECTOR 1	MPH	NO	SECTOR 2	MPH	NO	SECTOR 3	MPH
1	8	Rudiger Friedrichs	103.4	35	Martin Halusa	108.1	8	Rudiger Friedrichs	83.8
2	52	Gareth Burnett	99.9	11	Wakeman-Blakeney-Edward	102.8	11	Wakeman-Blakeney-Edward	81.0
3	11	Wakeman-Blakeney-Edward	99.0	52	Gareth Burnett	101.2	52	Gareth Burnett	81.0
4	35	Martin Halusa	98.8	1	Sam Stretton	99.7	10	Gillett-Williams	79.4
5	9	Hudson-Morley	98.7	9	Hudson-Morley	99.7	1	Sam Stretton	79.0
6	1	Sam Stretton	97.5	10	Gillett-Williams	98.8	9	Hudson-Morley	77.6
7	51	Pilkington T-Pilkington R	96.3	99	Getley-Degenaar	98.5	35	Martin Halusa	77.3
8	10	Gillett-Williams	96.1	51	Pilkington T-Pilkington R	97.4	32	Lukas Halusa	76.9
9	99	Getley-Degenaar	95.5	49	Ball C-Ball N	97.1	38	James Morley	76.6
10	66	Birch-Cleyndert	95.1	91	Paul Chase-Gardener	95.3	99	Getley-Degenaar	76.1
11	38	James Morley	94.8	33	Richard Iliffe	93.9	51	Pilkington T-Pilkington R	75.9
12	91	Paul Chase-Gardener	92.3	32	Lukas Halusa	93.5	49	Ball C-Ball N	75.8
13	3	Morley C-Morley J	91.9	66	Birch-Cleyndert	93.5	45	Llewellyn O-Llewellyn T	75.7
14	32	Lukas Halusa	91.9	16	Alan Middleton	93.2	66	Birch-Cleyndert	75.1
15	49	Ball C-Ball N	91.7	31	Trevor Swete	92.2	27	Peter Dubsky	75.1
16	33	Richard Iliffe	91.4	27	Peter Dubsky	91.9	3	Morley C-Morley J	75.0
17	24	Theo Hunt	90.9	45	Llewellyn O-Llewellyn T	90.9	33	Richard Iliffe	74.6
18	27	Peter Dubsky	90.8	44	Stephen Skipworth	90.6	4	Philip Champion	74.4
19	31	Trevor Swete	89.6	6	Bradley E-Bradley R	86.8	91	Paul Chase-Gardener	74.1
20	16	Alan Middleton	89.2	14	Chilcott-Futter	86.4	23	Richard Wilson	74.0
21	23	Richard Wilson	88.7	4	Philip Champion	86.3	24	Theo Hunt	74.0
22	34	Martin Overington	88.3	19	Chris Lunn	85.8	44	Stephen Skipworth	73.8
23	19	Chris Lunn	87.0	21	Littlewood M-Littlewood A	84.2	14	Chilcott-Futter	73.7
24	45	Llewellyn O-Llewellyn T	86.6	39	Bolsover-Carr	81.8	2	Little-Singer	72.9
25	4	Philip Champion	86.3	46	Duncan Wiltshire	80.6	16	Alan Middleton	72.9
26	14	Chilcott-Futter	86.3	18	Guy Northam	80.4	46	Duncan Wiltshire	72.8
27	2	Little-Singer	85.9	55	Chris Guest	78.3	19	Chris Lunn	71.9
28	44	Stephen Skipworth	85.6	22	Buxton-Hall	77.8	21	Littlewood M-Littlewood A	71.2
29	6	Bradley E-Bradley R	83.3	40	King-St Clair Tisdall	72.9	15	Jock Mackinnon	71.1
30	7	Brown A-Brown R	83.3	37	Sebba-Cole	71.9	6	Bradley E-Bradley R	70.6
31	15	Jock Mackinnon	81.3	2	Little-Singer	0.0	31	Trevor Swete	70.0
32	29	Henderson-Fellowes	81.2	3	Morley C-Morley J	0.0	29	Henderson-Fellowes	68.8
33	21	Littlewood M-Littlewood A	81.0	5	Bradfield P-Bradfield G	0.0	34	Martin Overington	68.5
34	5	Bradfield P-Bradfield G	79.8	7	Brown A-Brown R	0.0	40	King-St Clair Tisdall	68.5
35	26	Steve Smith	79.7	8	Rudiger Friedrichs	0.0	7	Brown A-Brown R	68.3
36	46	Duncan Wiltshire	78.6	15	Jock Mackinnon	0.0	5	Bradfield P-Bradfield G	66.1
37	18	Guy Northam	77.3	20	Bell-Welch	0.0	20	Bell-Welch	65.4
38	20	Bell-Welch	75.7	23	Richard Wilson	0.0	26	Steve Smith	65.2
39	55	Chris Guest	75.4	24	Theo Hunt	0.0	55	Chris Guest	63.5
40	40	King-St Clair Tisdall	73.9	25	Blakemore-Diffey	0.0	22	Buxton-Hall	62.8



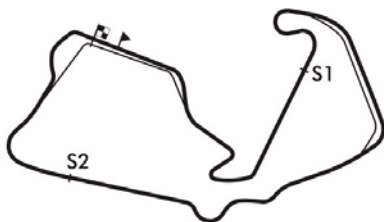
**Session Start: 12:43:32 - Finish: 13:10:35**  
**Weather/Track Conditions: Cloud / Dry**  
**Circuit: Silverstone Historic Grand Prix**  
**Track Length: 5.857 Km - 3.6394 miles**

# Silverstone Classic - 28 - 30 Jul 2017

## Kidston Trophy For Pre War Sports Cars

### Qualifying for Race 5 - Best Sector Speeds

41	22	Buxton-Hall	72.7	26	Steve Smith	0.0	18	Guy Northam	61.9
42	37	Sebba-Cole	71.2	29	Henderson-Fellowes	0.0	39	Bolsover-Carr	60.2
43	39	Bolsover-Carr	65.8	34	Martin Overington	0.0	37	Sebba-Cole	59.3
44	25	Blakemore-Diffey	0.0	38	James Morley	0.0	25	Blakemore-Diffey	0.0



**Session Start: 12:43:32 - Finish: 13:10:35**  
**Weather/Track Conditions: Cloud / Dry**  
**Circuit: Silverstone Historic Grand Prix**  
**Track Length: 5.857 Km - 3.6394 miles**



**Silverstone Classic - 28 - 30 Jul 2017**

**Kidston Trophy For Pre War Sports Cars**

**Race 5 - Starting Grid**

Sheet No:

Start Time : 12:40 - Heat Duration : 40 Minutes

22	43	37	Sebba-Cole	44	39	Bolsover-Carr
21	41	55	Chris Guest	42	22	Buxton-Hall
20	39	20	Bell-Welch	40	18	Guy Northam
19	37	40	King-St Clair Tisdall	38	5	Bradfield P-Bradfield G
18	35	7	Brown A-Brown R	36	26	Steve Smith
17	33	2	Little-Singer	34	34	Martin Overington
16	31	46	Duncan Wiltshire	32	19	Chris Lunn
15	29	15	Jock Mackinnon	30	29	Henderson-Fellowes
14	27	31	Trevor Swete	28	21	Littlewood M-Littlewood A
13	25	14	Chilcott-Futter	26	44	Stephen Skipworth
12	23	6	Bradley E-Bradley R	24	23	Richard Wilson
11	21	45	Llewellyn O-Llewellyn T	22	27	Peter Dubsy
10	19	4	Philip Champion	20	33	Richard Iliffe
9	17	24	Theo Hunt	18	66	Birch-Cleyndert
8	15	49	Ball C-Ball N	16	91	Paul Chase-Gardener
7	13	51	Pilkington T-Pilkington R	14	16	Alan Middleton
6	11	99	Getley-Degenaar	12	25	Blakemore-Diffey
5	9	3	Morley C-Morley J	10	35	Martin Halusa
4	7	38	James Morley	8	32	Lukas Halusa
3	5	1	Sam Stretton	6	9	Hudson-Morley
2	3	8	Rudiger Friedrichs	4	10	Gillett-Williams
1	1	11	Wakeman-Blakeney-Edwards	2	52	Gareth Burnett

Pole Right

ROW

These results are provisional until the conclusion of any judicial and technical matters.

Circuit: Silverstone Historic Grand Prix  
Track Length: 5.857 Km - 3.6394 miles

Clerk of the Course:

Timekeeper:

Issued at:





## Silverstone Classic - 28 - 30 Jul 2017

### Gallet International Trophy For Classic GT Cars (Pre '66) Qualifying for Race 11 - Classification

Sheet No:

POS	NO	DRIVER/S	CLASS	CLASS POS	CAR MAKE / MODEL	TIME	ON	LAPS	GAP	DIFF	MPH
1	46	Mike Whitaker	C3	1	TVR Griffith	2:24.280	3	10			90.81
2	15	Bryant 0-Bryant G	C3	2	AC Cobra	2:24.563	8	10	0.283	0.283	90.63
3	92	Julian Thomas	C3	3	Jaguar E-Type	2:24.672	5	11	0.392	0.109	90.56
4	94	Gans-Wolfe	C3	4	AC Cobra	2:24.819	4	10	0.539	0.147	90.47
5	88	John Davison	C3	5	TVR Griffith	2:25.627	7	10	1.347	0.808	89.97
6	37	Hall-Willis	C3	6	AC Cobra	2:25.760	4	10	1.480	0.133	89.89
7	76	Hart D-Hart O	C3	7	AC Cobra Daytona	2:26.553	2	10	2.273	0.793	89.40
8	55	Melling-Minshaw	C3	8	Jaguar E-Type	2:26.836	5	10	2.556	0.283	89.23
9	13	Wilson-Pittard	CLP	1	Lotus Elan 26R	2:26.891	4	10	2.611	0.055	89.19
10	165	Thompson-Hales	C3	9	TVR Griffith	2:26.921	10	11	2.641	0.030	89.18
11	71	Roger Wills	C3	10	Bizzarrini 5300 GT	2:26.992	8	10	2.712	0.071	89.13
12	80	Chris Beighton	C3	11	Sunbeam Le Mans Tiger	2:26.996	8	10	2.716	0.004	89.13
13	75	Bremner R-Bremner D	C3	12	AC Cobra	2:27.334	9	10	3.054	0.338	88.93
14	4	Martin O'Connell	C3	13	Jaguar E-Type	2:27.374	5	9	3.094	0.040	88.90
15	32	John Spiers	C3	14	TVR Griffith	2:27.453	11	11	3.173	0.079	88.85
16	62	Martin Stretton	C3	15	Jaguar E-Type	2:27.478	9	10	3.198	0.025	88.84
17	28	Joaquin Folch-Rusinol	C3	16	Jaguar E-Type	2:27.499	3	10	3.219	0.021	88.83
18	161	Andrew Haddon	C3	17	AC Cobra	2:27.607	4	10	3.327	0.108	88.76
19	53	Pearson J-Pearson G	C3	18	Jaguar E-Type	2:27.665	4	10	3.385	0.058	88.73
20	142	Brooks-Smith	C3	19	Iso Grifo A3C	2:27.900	3	7	3.620	0.235	88.59
21	144	Pochciol-Hanson	C3	20	AC Cobra	2:28.329	2	10	4.049	0.429	88.33
22	60	Kyvalova-Minshaw	C3	21	Jaguar E-Type	2:28.501	7	9	4.221	0.172	88.23
23	117	Henderson-Fisken	C3	22	AC Cobra	2:29.421	9	9	5.141	0.920	87.68
24	150	Barnes-McIntyre	C3	23	AC Cobra	2:30.216	8	9	5.936	0.795	87.22
25	81	David Tomlin	CLP	2	Lotus Elan	2:30.514	9	10	6.234	0.298	87.05
26	361	Garside-Newall	CLP	3	Lotus Elan	2:31.616	7	8	7.336	1.102	86.41
27	6	Attard-Littlejohn	C3	24	Chevrolet Corvette Stingray	2:32.004	7	9	7.724	0.388	86.19
28	7	Friedrichs-Mallock	C3	25	Aston Martin DP214	2:32.029	9	10	7.749	0.025	86.18
29	96	Nyblaeus-Welch	C2	1	Austin Healey 3000	2:32.734	3	10	8.454	0.705	85.78
30	52	Ron Maydon	CLP	4	Ginetta G4R	2:32.853	4	8	8.573	0.119	85.71
31	48	Schryver-Weller	CLP	5	Lotus Elan	2:33.014	3	9	8.734	0.161	85.62
32	232	Alasdair Coates	C3	26	AC Cobra	2:33.019	8	10	8.739	0.005	85.62
33	40	Watson-Kirkaldy	C3	27	Jaguar E-Type	2:33.064	3	9	8.784	0.045	85.60
34	133	Bell-Greensall	C2	2	Austin 3000	2:33.163	9	9	8.883	0.099	85.54
35	72	Jamie Boot	C3	28	TVR Griffith	2:33.171	7	10	8.891	0.008	85.54
36	39	Muller U-Muller A	CLP	6	Lotus Elan Elan 26R	2:33.450	8	10	9.170	0.279	85.38
37	10	Butler-Rich	C3	29	Jaguar E-Type	2:33.568	3	8	9.288	0.118	85.32
38	95	De Silva H-De Silva T	C3	30	Jaguar E-Type	2:33.621	5	8	9.341	0.053	85.29
39	29	Ahlers-Bellinger	C2	3	Morgan Plus 4 SLR	2:34.288	6	10	10.008	0.667	84.92
40	113	Shaun Lynn	C3	31	AC Cobra	2:35.977	3	4	11.697	1.689	84.00

Car 52 requires a working transponder

Car 71 - transponder working intermittently, please check position.

Session Start: 14:49:01 - Finish: 15:16:01

Weather/Track Conditions: Cloud / Dry

Circuit: Silverstone Historic Grand Prix

Track Length: 5.857 Km - 3.6394 miles

These results are provisional until the conclusion of any judicial and technical matters.

Clerk of the Course:	Timekeeper:	Issued at:
----------------------	-------------	------------



## Silverstone Classic - 28 - 30 Jul 2017

### Gallet International Trophy For Classic GT Cars (Pre '66) Qualifying for Race 11 - Classification

Sheet No:

POS	NO	DRIVER/S	CLASS	CLASS POS	CAR MAKE / MODEL	TIME	ON	LAPS	GAP	DIFF	MPH
41	207	Harris-Wilmoth	C2	4	Austin Healey 3000	2:36.122	6	10	11.842	0.145	83.92
42	93	Dee-Crowne-Thomas	C3	32	Chevrolet Corvette	2:36.538	9	9	12.258	0.416	83.70
43	110	Corfield-Blakeney Edwards	C2	5	Austin Healey 3000	2:37.154	9	9	12.874	0.616	83.37
44	47	Paul-Bourne	C1	1	TVR Grantura	2:37.657	9	9	13.377	0.503	83.10
45	57	Richardson-Bentley	B2	1	Morgan Plus 4	2:37.938	4	9	13.658	0.281	82.95
46	27	Stefan Ziegler	C3	33	Jaguar E-Type	2:38.151	9	10	13.871	0.213	82.84
47	147	Pink-Fox	CLP	7	Lotus Elan	2:38.251	8	9	13.971	0.100	82.79
48	101	Flemming Viktor Andersen	CLP	8	Lotus Elan	2:38.844	8	10	14.564	0.593	82.48
49	65	Bates M-Bates J	C1	2	Porsche 911	2:40.316	2	8	16.036	1.472	81.72
50	33	Hans Huebner	C3	34	Jaguar E-Type	2:41.446	4	9	17.166	1.130	81.15
51	34	Karl Wetherell	C2	6	Triumph TR4	2:42.764	7	10	18.484	1.318	80.50
52	50	Bateman-Barton	CLP	9	Lotus Elan	2:43.620	6	8	19.340	0.856	80.07
53	255	Hope-Burton	C1	3	MG B	2:44.014	7	9	19.734	0.394	79.88
54	85	Ashworth M-Ashworth S	C1	4	TVR Grantura	2:44.069	3	9	19.789	0.055	79.86
55	155	Pattle-Pattle	C1	5	MGB	2:44.197	3	5	19.917	0.128	79.79
56	91	Cook-Stanley	C1	6	Porsche 911	2:45.167	6	7	20.887	0.970	79.32
57	141	Jones-Barrie	C1	7	Porsche 911	2:46.176	5	9	21.896	1.009	78.84
58	681	Gordon-Keith-Lucas	B2	2	Jaguar XK150 FHC	2:46.480	3	9	22.200	0.304	78.70
59	169	Dawson-Talwar	C1	8	Porsche 911	2:47.304	9	9	23.024	0.824	78.31
60	181	Ryan Hooker	C1	9	MG B	2:50.294	6	7	26.014	2.990	76.94
61	136	Batchelor-Ruddell	C1	10	MG B	2:53.860	5	8	29.580	3.566	75.36

Car 52 requires a working transponder  
Car 71 - transponder working intermittently, please check position.

*Session Start: 14:49:01 - Finish: 15:16:01*  
*Weather/Track Conditions: Cloud / Dry*  
*Circuit: Silverstone Historic Grand Prix*  
*Track Length: 5.857 Km - 3.6394 miles*

These results are provisional until the conclusion of any judicial and technical matters.

Clerk of the Course:	Timekeeper:	Issued at:
----------------------	-------------	------------

# Silverstone Classic - 28 - 30 Jul 2017

## Gallet International Trophy For Classic GT Cars (Pre '66)

### Qualifying for Race 11 - Sector Analysis

4 Martin O'Connell (C3)								Jaguar E-Type							
lap	Sect-1	Speed	Sect-2	Speed	Sect-3	Speed	Laptime Pit	lap	Sect-1	Speed	Sect-2	Speed	Sect-3	Speed	Laptime Pit
1	Out	117.9	1:17.109	131.8	27.854	91.4	2:29.215	6	45.605	129.1	1:14.308	133.2	27.527	90.0	2:27.440
2	46.281	128.8	1:14.471	134.8	27.434	88.5	2:28.186	7	47.806	116.3	1:23.441	120.9	In		2:46.151 P
3	46.751	127.3	1:14.332	133.2	28.995	88.2	2:30.078	8	Out	111.5	1:16.590	131.8	27.771	87.6	5:22.908 P
4	46.010	126.4	1:14.193		28.182	88.7	2:28.385	9	46.310	130.3	1:14.483	133.9	27.493	87.2	2:28.286
5	45.919	125.7	1:13.950	134.2	27.505	90.0	2:27.374	10							

6 Attard-Littlejohn (C3)								Chevrolet Corvette Stingray							
lap	Sect-1	Speed	Sect-2	Speed	Sect-3	Speed	Laptime Pit	lap	Sect-1	Speed	Sect-2	Speed	Sect-3	Speed	Laptime Pit
1	Out	103.6	1:23.496	122.7	30.503	85.5	2:40.392	6	47.036	119.2	1:16.099	128.6	29.531	85.9	2:32.666
2	48.979	115.5	1:18.442	126.9	30.156	84.3	2:37.577	7	47.165	124.3	1:16.078		28.761	86.4	2:32.004
3	48.635	118.6	1:19.487	126.1	In		2:39.164 P	8	51.447	82.4	1:42.722	108.1	29.089	87.6	3:03.258
4	Out	118.6	1:28.622	91.9	29.369	86.7	4:39.949 P	9	46.783	123.4	1:17.742	95.2	In		2:38.592 P
5	47.359	122.2	1:17.262	130.3	29.209	86.7	2:33.830	10							

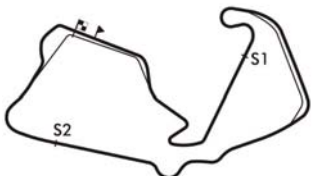
7 Friedrichs-Mallock (C3)								Aston Martin DP214							
lap	Sect-1	Speed	Sect-2	Speed	Sect-3	Speed	Laptime Pit	lap	Sect-1	Speed	Sect-2	Speed	Sect-3	Speed	Laptime Pit
1	Out	99.3	1:20.705	127.6	30.890	84.1	2:38.193	6	49.556	119.2	1:21.486	128.1	In		2:45.603 P
2	51.449	104.2	1:18.659	132.9	30.151	81.1	2:40.259	7	Out	110.9	1:18.532	124.7	30.576	85.6	3:56.948 P
3	49.786	116.1	1:17.985	133.9	30.157	84.1	2:37.928	8	47.990	112.6	1:15.997	133.9	29.388	89.1	2:33.375
4	50.122	108.6	1:20.325	132.1	30.593	85.3	2:41.040	9	47.113	123.1	1:15.775	136.4	29.141	88.5	2:32.029
5	49.639	112.2	1:20.023	132.4	31.191	83.9	2:40.853	10	48.914	120.1	1:16.375	112.0	31.151	87.8	2:36.440

10 Butler-Rich (C3)								Jaguar E-Type							
lap	Sect-1	Speed	Sect-2	Speed	Sect-3	Speed	Laptime Pit	lap	Sect-1	Speed	Sect-2	Speed	Sect-3	Speed	Laptime Pit
1	Out	100.5	1:20.546		30.662	83.1	2:37.064	5	Out	100.2	1:33.066		31.523	83.0	5:59.578 P
2	50.430	96.6	1:16.848		29.260	88.1	2:36.538	6	51.021	112.8	1:22.530		30.837	83.1	2:44.388
3	47.452	123.1	1:16.354		29.762	84.6	2:33.568	7	51.865	111.5	1:23.411		31.631	83.5	2:46.907
4	47.552	116.9	1:17.525		In		2:41.751 P	8	55.361	100.8	1:29.482		In		3:04.215 P

13 Wilson-Pittard (CLP)								Lotus Elan 26R							
lap	Sect-1	Speed	Sect-2	Speed	Sect-3	Speed	Laptime Pit	lap	Sect-1	Speed	Sect-2	Speed	Sect-3	Speed	Laptime Pit
1	Out	116.7	1:15.709	96.7	29.183	90.2	2:27.715	6	Out	102.3	1:19.844	123.6	31.505	84.4	4:29.413 P
2	46.526	120.7	1:14.557	124.7	26.953	90.2	2:28.036	7	50.344	105.7	1:19.914	118.8	30.082	85.2	2:40.430
3	47.928	114.7	1:22.434	118.1	31.227	90.8	2:41.589	8	48.817	119.6	1:18.620	123.8	30.656	84.0	2:38.093
4	45.810	123.4	1:13.997	124.7	27.084	90.3	2:26.891	9	50.054	115.1	1:20.101	123.4	29.735	85.8	2:39.890
5	45.803	122.5	1:14.226	123.8	In		2:35.134 P	10	50.516	114.9	1:19.499	122.0	30.472	85.4	2:40.487

15 Bryant O-Bryant G (C3)								AC Cobra							
lap	Sect-1	Speed	Sect-2	Speed	Sect-3	Speed	Laptime Pit	lap	Sect-1	Speed	Sect-2	Speed	Sect-3	Speed	Laptime Pit
1	Out	93.6	1:22.336	119.8	31.853	81.2	2:41.031	6	45.400	119.0	1:14.973	134.8	27.833	91.9	2:28.206
2	49.761	104.5	1:19.803	107.9	30.918	83.5	2:40.482	7	44.891	129.1	1:13.135	135.0	27.569	92.3	2:25.595
3	49.542	98.5	1:20.255	109.7	31.227	79.7	2:41.024	8	44.697	126.1	1:12.362	135.6	27.504	93.3	2:24.563
4	49.466	101.4	1:19.396	105.2	In		2:49.127 P	9	47.706	120.1	1:15.716	136.1	27.956	93.2	2:31.378
5	Out	103.2	1:15.122	135.0	28.887	91.7	4:09.477 P	10	47.136	124.0	1:14.447	124.7	30.659	87.3	2:32.242

27 Stefan Ziegler (C3)								Jaguar E-Type							
lap	Sect-1	Speed	Sect-2	Speed	Sect-3	Speed	Laptime Pit	lap	Sect-1	Speed	Sect-2	Speed	Sect-3	Speed	Laptime Pit
1	Out	104.2	1:22.706	118.6	31.410	86.3	2:42.057	6	49.213	111.1	1:22.319	123.4	30.573	86.7	2:42.105
2	48.628	104.9	1:20.638	109.3	31.079	86.4	2:40.345	7	48.622	111.8	1:19.613	125.7	30.542	87.2	2:38.777
3	50.208	114.5	1:20.948	130.1	30.741	86.1	2:41.897	8	48.914	114.3	1:19.836	124.5	30.451	84.3	2:39.201
4	49.820	117.1	1:37.506	125.4	30.788	88.3	2:58.114	9	48.456	100.0	1:19.392	126.9	30.303	85.8	2:38.151
5	48.598	114.3	1:19.752	123.1	31.514	87.8	2:39.864	10	50.612	97.3	1:22.036	104.2	32.416	87.4	2:45.064



**Session Start: 14:49:01 - Finish: 15:16:01**  
**Weather/Track Conditions: Cloud / Dry**  
**Circuit: Silverstone Historic Grand Prix**  
**Track Length: 5.857 Km - 3.6394 miles**

# Silverstone Classic - 28 - 30 Jul 2017

## Gallet International Trophy For Classic GT Cars (Pre '66)

### Qualifying for Race 11 - Sector Analysis

28 Joaquin Folch-Rusinol (C3)								Jaguar E-Type							
lap	Sect-1	Speed	Sect-2	Speed	Sect-3	Speed	Laptime Pit	lap	Sect-1	Speed	Sect-2	Speed	Sect-3	Speed	Laptime Pit
1	Out	104.7	1:16.956	134.5	30.024	86.4	2:31.218	6	46.888	122.2	1:14.324	135.3	In		2:32.752 P
2	46.644	121.1	1:14.464	136.7	28.070	86.7	2:29.178	7	Out	109.5	1:18.649	118.4	30.318	88.3	4:03.824 P
3	46.236	124.7	1:13.795	138.4	27.468	89.8	2:27.499	8	47.246	108.1	1:16.635	129.1	29.431	85.8	2:33.312
4	45.479	130.1	1:15.071	136.7	27.925	90.1	2:28.475	9	47.314	117.7	1:18.415	134.2	29.161	90.2	2:34.890
5	46.424	122.0	1:14.546	137.5	27.563	87.3	2:28.533	10	47.231	113.4	1:16.370	132.6	29.117	88.7	2:32.718

29 Ahlers-Bellinger (C2)								Morgan Plus 4 SLR							
lap	Sect-1	Speed	Sect-2	Speed	Sect-3	Speed	Laptime Pit	lap	Sect-1	Speed	Sect-2	Speed	Sect-3	Speed	Laptime Pit
1	Out	106.5	1:20.387	122.5	30.492	83.5	2:34.999	6	48.741	118.8	1:16.989	122.7	28.558	88.1	2:34.288
2	49.856	116.1	1:18.547	122.0	28.704	87.4	2:37.107	7	49.663	111.8	1:20.067	103.6	In		2:43.593 P
3	48.130	117.9	1:18.238	122.7	28.641	88.0	2:35.009	8	Out	117.3	1:19.970	123.6	30.720	85.1	3:48.696 P
4	48.729	119.4	1:18.117	122.2	28.736	86.1	2:35.582	9	49.764	109.1	1:19.933	122.5	29.917	86.4	2:39.614
5	48.316	119.0	1:17.741	123.1	28.738	86.9	2:34.795	10	48.654	118.1	1:18.091	122.0	29.324	87.6	2:36.069

32 John Spiers (C3)								TVR Griffith							
lap	Sect-1	Speed	Sect-2	Speed	Sect-3	Speed	Laptime Pit	lap	Sect-1	Speed	Sect-2	Speed	Sect-3	Speed	Laptime Pit
1	Out	123.8	1:15.260		28.692	92.3	2:25.996	7	45.296	130.6	1:13.428		28.835	92.7	2:27.559
2	46.099	125.4	1:14.656		28.595	89.8	2:29.350	8	47.014	116.5	1:16.069		31.136	92.1	2:34.219
3	50.604	105.8	1:16.418		28.501	90.8	2:35.523	9	46.153	125.4	1:15.126	137.8	29.833	93.1	2:31.112
4	46.732	119.8	1:13.764		29.414	90.2	2:29.910	10	48.104	98.7	1:15.464		28.845	95.5	2:32.413
5	46.019	116.7	1:14.247		28.531	90.8	2:28.797	11	45.424	130.1	1:13.808		28.221	95.2	2:27.453
6	45.832	125.2	1:13.905		28.143	94.8	2:27.880	12							

33 Hans Huebner (C3)								Jaguar E-Type							
lap	Sect-1	Speed	Sect-2	Speed	Sect-3	Speed	Laptime Pit	lap	Sect-1	Speed	Sect-2	Speed	Sect-3	Speed	Laptime Pit
1	Out	106.0	1:24.034	125.7	30.571	84.4	2:45.345	6	51.070	111.3	1:22.308	115.3	In		2:50.942 P
2	52.117	102.8	1:21.461	123.6	31.006	84.9	2:44.584	7	Out	105.0	1:24.893	117.1	31.188	83.4	4:09.891 P
3	50.656	113.7	1:20.406	130.6	30.834	81.5	2:41.896	8	51.007	118.6	1:20.819	117.5	31.088	84.0	2:42.914
4	50.210	116.3	1:20.197	129.3	31.039	83.7	2:41.446	9	49.757	116.1	1:20.462	120.5	31.690	82.2	2:41.909
5	50.717	120.1	1:21.371	126.6	32.327	82.2	2:44.415	10							

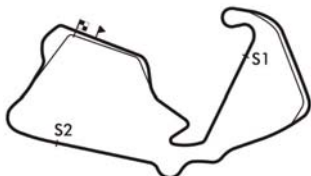
34 Karl Wetherell (C2)								Triumph TR4							
lap	Sect-1	Speed	Sect-2	Speed	Sect-3	Speed	Laptime Pit	lap	Sect-1	Speed	Sect-2	Speed	Sect-3	Speed	Laptime Pit
1	Out	96.6	1:24.978		30.693	79.5	2:45.254	6	50.437	107.2	1:23.672		30.012	80.8	2:44.121
2	51.270	104.4	1:23.914		30.790	81.8	2:45.974	7	50.652	105.2	1:22.253		29.859	80.9	2:42.764
3	50.883	106.2	1:22.358		29.738	80.0	2:42.979	8	51.453	103.4	1:21.940		29.680	79.9	2:43.073
4	50.821	105.7	1:23.207		29.680	81.4	2:43.708	9	51.005	105.8	1:22.970		31.079	81.5	2:45.054
5	50.561	106.7	1:22.719		29.506	82.0	2:42.786	10	51.022	106.4	1:21.611		30.867	79.4	2:43.500

37 Hall-Willis (C3)								AC Cobra							
lap	Sect-1	Speed	Sect-2	Speed	Sect-3	Speed	Laptime Pit	lap	Sect-1	Speed	Sect-2	Speed	Sect-3	Speed	Laptime Pit
1	Out	119.0	1:15.404	137.0	28.347	90.7	2:26.774	6	45.542	126.6	1:13.964	125.2	In		2:28.266 P
2	46.541	129.3	1:13.440	137.5	27.415	92.2	2:27.396	7	Out	119.4	1:15.474	135.6	27.793	88.1	3:37.667 P
3	45.609	128.3	1:13.412	138.1	27.588	91.9	2:26.609	8	46.415	122.7	1:12.938	135.0	27.537	92.9	2:26.890
4	45.372	125.4	1:12.828		27.560	87.4	2:25.760	9	45.082	127.3	1:13.349	134.5	27.367	89.2	2:25.798
5	45.584	130.1	1:13.325	137.5	27.881	93.5	2:26.790	10	45.374	131.6	1:13.367	137.2	27.439	89.6	2:26.180

39 Muller U-Muller A (CLP)								Lotus Elan Elan 26R							
lap	Sect-1	Speed	Sect-2	Speed	Sect-3	Speed	Laptime Pit	lap	Sect-1	Speed	Sect-2	Speed	Sect-3	Speed	Laptime Pit
1	Out	99.6	1:21.846	111.5	30.698	85.8	2:41.252	6	48.880	117.7	1:16.377	120.7	28.991	89.6	2:34.248
2	49.080	103.7	1:17.824	120.5	29.704	85.1	2:36.608	7	47.598	111.3	1:19.770		29.070	84.7	2:36.438
3	49.933	108.1	1:17.335		30.057	86.5	2:37.325	8	47.771	116.7	1:16.511	120.9	29.168	90.3	2:33.450
4	53.151	100.9	1:20.072	114.5	In		2:49.413 P	9	48.402	118.1	1:16.778		28.716	89.5	2:33.896
5	Out	113.6	1:18.527		28.713	89.7	4:21.787 P	10	47.700	108.9	1:17.295		29.375	86.8	2:34.370



**Session Start: 14:49:01 - Finish: 15:16:01**  
**Weather/Track Conditions: Cloud / Dry**  
**Circuit: Silverstone Historic Grand Prix**  
**Track Length: 5.857 Km - 3.6394 miles**



# Silverstone Classic - 28 - 30 Jul 2017

## Gallet International Trophy For Classic GT Cars (Pre '66)

### Qualifying for Race 11 - Sector Analysis

57 Richardson-Bentley (B2)							Morgan Plus 4										
lap	Sect-1	Speed	Sect-2	Speed	Sect-3	Speed	Laptime	Pit	lap	Sect-1	Speed	Sect-2	Speed	Sect-3	Speed	Laptime	Pit
1	Out	105.4	1:20.861	107.2	30.258	82.3	2:35.826		6	Out	104.7	1:27.378	106.5	33.091	77.0	4:20.403	P
2	49.794	107.7	1:20.626	107.5	28.984	85.5	2:39.404		7	52.820	106.2	1:25.486	106.4	33.142	76.9	2:51.448	
3	49.107	108.8	1:21.441	107.4	35.845	84.9	2:46.393		8	54.486	104.5	1:28.379	106.0	32.119	75.1	2:54.984	
4	48.976	109.8	1:19.687	109.5	29.275	81.8	2:37.938		9	53.720	107.7	1:26.192	99.7	32.510	79.8	2:52.422	
5	49.911	108.1	1:20.495	107.9	In		2:41.517	P	10								

60 Kyvalova-Minshaw (C3)							Jaguar E-Type										
lap	Sect-1	Speed	Sect-2	Speed	Sect-3	Speed	Laptime	Pit	lap	Sect-1	Speed	Sect-2	Speed	Sect-3	Speed	Laptime	Pit
1	Out	101.8	1:22.170		30.894	84.9	2:41.607		6	Out	123.8	1:17.265		28.565	89.7	4:01.618	P
2	50.071	106.2	1:22.291		31.295	85.5	2:43.657		7	46.572	125.7	1:13.940		27.989		2:28.501	
3	49.636	112.4	1:21.720		31.219	82.1	2:42.575		8	46.303	126.6	1:15.165		28.201	91.2	2:29.669	
4	48.969	118.6	1:20.650		30.566	81.4	2:40.185		9	46.385	125.7	1:15.377		In		2:31.216	P
5	49.605	120.5	1:21.159		In		2:42.649	P	10								

62 Martin Stretton (C3)							Jaguar E-Type										
lap	Sect-1	Speed	Sect-2	Speed	Sect-3	Speed	Laptime	Pit	lap	Sect-1	Speed	Sect-2	Speed	Sect-3	Speed	Laptime	Pit
1	Out	112.0	1:16.206	132.1	28.941	84.4	2:29.762		6	46.609	124.7	1:14.734		27.762	90.3	2:29.105	
2	49.350	113.9	1:16.757		27.980	91.6	2:34.087		7	46.765	122.0	1:14.945		28.476	91.6	2:30.186	
3	46.476	127.3	1:14.053		27.629	92.2	2:28.158		8	45.680	125.7	1:14.493		28.250	91.2	2:28.423	
4	48.225	110.7	1:19.060	124.7	In		2:42.967	P	9	45.662	127.6	1:13.906	133.2	27.910	92.3	2:27.478	
5	Out	124.7	1:18.961		28.064	91.6	5:13.607	P	10	45.555	123.6	1:14.189	133.4	29.658	83.1	2:29.402	

65 Bates M-Bates J (C1)							Porsche 911										
lap	Sect-1	Speed	Sect-2	Speed	Sect-3	Speed	Laptime	Pit	lap	Sect-1	Speed	Sect-2	Speed	Sect-3	Speed	Laptime	Pit
1	Out	105.2	1:24.205		31.372	81.0	2:42.739		5	Out	88.7	1:26.011		32.813	76.8	4:45.594	P
2	49.674	111.5	1:20.736		29.906	82.8	2:40.316		6	53.448	104.5	1:24.214		32.249	74.7	2:49.911	
3	49.354	111.7	1:21.231		29.734	79.5	2:40.319		7	53.548	105.0	1:23.246		31.474	75.7	2:48.268	
4	49.548	112.4	1:21.812		In		2:47.933	P	8	53.332	101.5	1:24.229		In		2:51.632	P

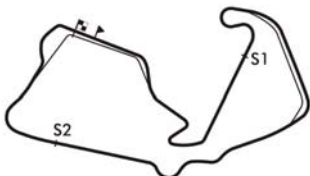
71 Roger Wills (C3)							Bizzarrini 5300 GT										
lap	Sect-1	Speed	Sect-2	Speed	Sect-3	Speed	Laptime	Pit	lap	Sect-1	Speed	Sect-2	Speed	Sect-3	Speed	Laptime	Pit
1	Out	114.7	1:15.115		28.258	90.4	2:25.259		6	51.320	100.2	1:24.410		In		2:55.079	P
2	45.958	126.4	1:13.254		28.478	80.6	2:27.690		7	Out	112.8	1:14.992		28.078	92.4	5:36.975	P
3	46.901	129.3	1:16.119		28.231	91.3	2:31.251		8	46.275	121.6	1:13.055		27.662	91.3	2:26.992	
4	46.027	122.5	1:13.949		27.773	91.6	2:27.749		9	46.543	122.7	1:13.864		28.121		2:28.528	
5	45.880	123.8	1:13.737		28.069	91.7	2:27.686		10	48.898	112.2	1:23.335		In		2:50.123	P

72 Jamie Boot (C3)							TVR Griffith										
lap	Sect-1	Speed	Sect-2	Speed	Sect-3	Speed	Laptime	Pit	lap	Sect-1	Speed	Sect-2	Speed	Sect-3	Speed	Laptime	Pit
1	Out	102.0	1:22.778		32.077	80.1	2:42.589		6	48.172	117.5	1:17.148		29.141	86.9	2:34.461	
2	51.926	98.7	1:19.451		30.072	79.4	2:41.449		7	47.443	117.1	1:15.957		29.771	85.7	2:33.171	
3	49.117	111.5	1:17.793		29.407	85.2	2:36.317		8	49.174	102.8	1:19.159		30.012	83.6	2:38.345	
4	47.980	117.3	1:17.034		30.169	85.4	2:35.183		9	49.974	107.2	1:16.631		29.461	83.2	2:36.066	
5	47.898	114.1	1:17.312		29.538	81.8	2:34.748		10	48.302	115.3	1:17.041		29.493	86.5	2:34.836	

75 Bremner R-Bremner D (C3)							AC Cobra										
lap	Sect-1	Speed	Sect-2	Speed	Sect-3	Speed	Laptime	Pit	lap	Sect-1	Speed	Sect-2	Speed	Sect-3	Speed	Laptime	Pit
1	Out	98.4	1:18.133	130.3	29.247	89.6	2:33.104		6	48.531	115.5	1:14.192	138.9	28.321	93.9	2:31.044	
2	47.765	114.9	1:14.823	137.5	28.594	89.5	2:31.182		7	45.647	123.8	1:13.249	137.8	29.292	94.1	2:28.188	
3	47.389	116.9	1:14.416	140.1	28.158	91.4	2:29.963		8	48.658	108.8	1:15.082	135.6	28.533	93.3	2:32.273	
4	47.376	115.9	1:15.405	140.1	In		2:36.369	P	9	45.451	120.5	1:13.883		28.000	93.6	2:27.334	
5	Out	114.9	1:14.831	129.1	29.216	93.2	3:50.619	P	10	48.439	112.0	1:14.426	135.3	28.895	92.4	2:31.760	



**Session Start: 14:49:01 - Finish: 15:16:01**  
**Weather/Track Conditions: Cloud / Dry**  
**Circuit: Silverstone Historic Grand Prix**  
**Track Length: 5.857 Km - 3.6394 miles**

# Silverstone Classic - 28 - 30 Jul 2017

## Gallet International Trophy For Classic GT Cars (Pre '66)

### Qualifying for Race 11 - Sector Analysis

76 Hart D-Hart O (C3)								AC Cobra Daytona							
lap	Sect-1	Speed	Sect-2	Speed	Sect-3	Speed	Laptime Pit	lap	Sect-1	Speed	Sect-2	Speed	Sect-3	Speed	Laptime Pit
1	Out	104.9	1:15.222	130.6	29.292	91.6	2:27.118	6	Out	128.3	1:23.061	50.7	35.636	92.2	4:02.626 P
2	45.380	113.4	1:12.931	144.0	28.242	90.8	2:26.553	7	50.367	117.5	1:14.503	133.2	28.742	92.1	2:33.612
3	45.868	131.3	1:13.051	141.6	28.285	91.6	2:27.204	8	45.833	113.9	1:13.927	143.1	28.541	91.4	2:28.301
4	46.561	116.5	1:12.883	143.7	29.064	89.7	2:28.508	9	46.405	121.8	1:14.164	133.9	28.845	91.6	2:29.414
5	45.526	118.4	1:14.355	130.6	In		2:34.769 P	10	45.683	125.4	1:13.716	144.0	28.790	93.6	2:28.189

80 Chris Beighton (C3)								Sunbeam Le Mans Tiger							
lap	Sect-1	Speed	Sect-2	Speed	Sect-3	Speed	Laptime Pit	lap	Sect-1	Speed	Sect-2	Speed	Sect-3	Speed	Laptime Pit
1	Out	98.7	1:17.047		30.557	88.0	2:32.998	6	52.462	102.6	1:15.920		In		2:39.340 P
2	46.376	126.4	1:12.631		29.047	90.7	2:28.054	7	Out	115.7	1:13.303		27.671	93.1	5:04.894 P
3	46.133	124.3	1:13.883		27.922	89.8	2:27.938	8	45.749	117.1	1:13.117		28.130	91.2	2:26.996
4	45.796	129.3	1:13.189	139.8	28.071	91.1	2:27.056	9	46.599	114.3	1:17.669		33.350	91.3	2:37.618
5	46.440	121.8	1:14.773		28.199	92.4	2:29.412	10	46.163	117.9	1:15.498		31.954	91.1	2:33.615

81 David Tomlin (CLP)								Lotus Elan							
lap	Sect-1	Speed	Sect-2	Speed	Sect-3	Speed	Laptime Pit	lap	Sect-1	Speed	Sect-2	Speed	Sect-3	Speed	Laptime Pit
1	Out	114.7	1:19.578	121.8	28.855	83.5	2:35.136	6	47.732	117.7	1:17.186	124.0	28.285	86.9	2:33.203
2	48.614	104.5	1:19.255	125.2	31.420	80.4	2:39.289	7	47.720	120.1	1:16.564	125.2	29.440	91.9	2:33.724
3	49.014	117.9	1:17.753	124.7	28.621	87.6	2:35.388	8	51.493	96.1	1:21.655	123.1	29.026	87.6	2:42.174
4	47.981	119.6	1:17.385	121.8	28.745	87.6	2:34.111	9	46.971	121.4	1:15.428	125.4	28.115	90.2	2:30.514
5	47.687	121.1	1:16.557	124.3	28.208	86.4	2:32.452	10	55.373	104.2	1:23.924	122.2	28.585	90.1	2:47.882

85 Ashworth M-Ashworth S (C1)								TVR Grantura							
lap	Sect-1	Speed	Sect-2	Speed	Sect-3	Speed	Laptime Pit	lap	Sect-1	Speed	Sect-2	Speed	Sect-3	Speed	Laptime Pit
1	Out	92.8	1:29.824	101.1	32.185	80.7	2:52.758	6	Out	106.2	1:25.360		32.026	83.2	4:23.294 P
2	51.852	105.8	1:23.155		30.986	82.4	2:45.993	7	51.836	109.3	1:23.613	111.5	31.260	84.5	2:46.709
3	50.675	108.6	1:22.349	110.4	31.045	82.7	2:44.069	8	51.157	103.6	1:22.278	111.5	30.709	80.8	2:44.144
4	50.812	108.9	1:22.033	110.2	38.042	70.8	2:50.887	9	50.553	110.4	1:22.193	110.7	32.913	82.5	2:45.659
5	52.250	106.7	1:22.318		In		2:54.496 P	10							

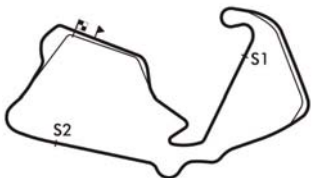
88 John Davison (C3)								TVR Griffith							
lap	Sect-1	Speed	Sect-2	Speed	Sect-3	Speed	Laptime Pit	lap	Sect-1	Speed	Sect-2	Speed	Sect-3	Speed	Laptime Pit
1	Out	112.8	1:19.003	136.1	28.725	89.5	2:32.530	6	44.849	131.1	1:14.491	132.6	28.048	89.5	2:27.388
2	48.772	120.1	1:13.906	138.7	33.439	86.6	2:36.117	7	45.115	130.8	1:12.955	142.2	27.557	94.1	2:25.627
3	45.412	126.4	1:13.622	137.0	28.047	91.7	2:27.081	8	51.493	96.6	1:23.477	106.9	In		2:50.913 P
4	46.494	130.1	1:18.933	135.6	28.273	93.2	2:33.700	9	Out	95.3	1:24.604	93.7	30.889	86.6	4:46.820 P
5	47.194	125.7	1:14.497	140.4	27.910	92.4	2:29.601	10	49.846	106.9	1:22.258	88.5	In		2:53.996 P

91 Cook-Stanley (C1)								Porsche 911							
lap	Sect-1	Speed	Sect-2	Speed	Sect-3	Speed	Laptime Pit	lap	Sect-1	Speed	Sect-2	Speed	Sect-3	Speed	Laptime Pit
1	Out	96.1	1:26.599		33.575	74.9	2:50.678	5	Out	108.6	1:22.324		31.128	83.3	3:54.079 P
2	54.064	103.1	1:24.562		33.487	72.9	2:52.113	6	50.834	108.4	1:23.192		31.141	82.7	2:45.167
3	53.534	103.6	1:24.743		33.448	77.0	2:51.725	7	51.246	108.9	1:26.471		In		2:57.581 P
4	54.243	102.5	1:25.248		In		2:56.605 P	8							

92 Julian Thomas (C3)								Jaguar E-Type							
lap	Sect-1	Speed	Sect-2	Speed	Sect-3	Speed	Laptime Pit	lap	Sect-1	Speed	Sect-2	Speed	Sect-3	Speed	Laptime Pit
1	Out	125.4	1:12.900		28.154	94.3	2:22.533	7	44.673	131.8	1:12.547		29.131	92.4	2:26.351
2	45.130	128.8	1:11.990		27.723	93.5	2:24.843	8	44.901	127.6	1:14.858		29.889	96.1	2:29.648
3	47.046	129.3	1:12.597		29.206	80.4	2:28.849	9	44.725	129.6	1:14.942		29.206	93.2	2:28.873
4	45.730	130.6	1:12.848		27.783	94.9	2:26.361	10	47.204	119.4	1:14.274		27.990	93.6	2:29.468
5	44.655	132.4	1:11.931		28.086	94.4	2:24.672	11	46.007	112.8	1:21.257		In		2:39.243 P
6	45.855	125.9	1:13.775		27.633	95.2	2:27.263	12							



**Session Start: 14:49:01 - Finish: 15:16:01**  
**Weather/Track Conditions: Cloud / Dry**  
**Circuit: Silverstone Historic Grand Prix**  
**Track Length: 5.857 Km - 3.6394 miles**

## Silverstone Classic - 28 - 30 Jul 2017

### Gallet International Trophy For Classic GT Cars (Pre '66)

#### Qualifying for Race 11 - Sector Analysis

93 Dee-Crowne-Thomas (C3)								Chevrolet Corvette							
lap	Sect-1	Speed	Sect-2	Speed	Sect-3	Speed	Laptime Pit	lap	Sect-1	Speed	Sect-2	Speed	Sect-3	Speed	Laptime Pit
1	Out	95.9	1:27.326	105.0	34.576	78.9	2:49.854	6	Out	99.9	1:34.017	106.0	30.969	84.1	4:41.908 P
2	52.452	96.4	1:24.482	116.9	32.539	76.1	2:49.473	7	50.105	104.7	1:19.326	124.7	30.964	84.8	2:40.395
3	53.392	100.5	1:22.928	110.2	33.267	79.2	2:49.587	8	50.969	104.4	1:18.343	122.5	29.625	84.9	2:38.937
4	52.353	102.5	1:22.378	115.7	31.843	69.9	2:46.574	9	49.175	105.5	1:17.752	124.5	29.611	85.8	2:36.538
5	51.930	100.2	1:22.054	113.7	In		2:44.979 P	10							

94 Gans-Wolfe (C3)								AC Cobra							
lap	Sect-1	Speed	Sect-2	Speed	Sect-3	Speed	Laptime Pit	lap	Sect-1	Speed	Sect-2	Speed	Sect-3	Speed	Laptime Pit
1	Out	120.5	1:13.778	139.2	27.831	92.7	2:22.704	6	Out	122.9	1:13.610	137.2	28.890	86.7	3:56.682 P
2	45.185	132.9	1:12.527	137.2	28.781	88.3	2:26.493	7	46.562	119.4	1:15.672	121.8	28.124	94.5	2:30.358
3	45.442	128.3	1:13.440	139.2	27.505	92.1	2:26.387	8	45.175	123.1	1:12.359	140.1	27.508	91.8	2:25.042
4	45.175	133.2	1:12.349	139.5	27.295	93.2	2:24.819	9	45.131	132.6	1:12.494	138.9	27.558	94.9	2:25.183
5	45.385	122.0	1:14.442	132.1	In		2:33.407 P	10	50.394	92.3	1:17.900	126.4	In		2:44.053 P

95 De Silva H-De Silva T (C3)								Jaguar E-Type							
lap	Sect-1	Speed	Sect-2	Speed	Sect-3	Speed	Laptime Pit	lap	Sect-1	Speed	Sect-2	Speed	Sect-3	Speed	Laptime Pit
1	Out	107.2	1:25.298		33.420	77.9	2:49.322	5	47.470	122.5	1:17.365		28.786	83.3	2:33.621
2	53.551	101.1	1:25.518		32.293	70.9	2:51.362	6	47.212	123.6	1:28.899		In		2:52.927 P
3	54.766	103.9	1:23.173		In		2:55.545 P	7	Out	120.9	1:18.920		29.720	84.7	3:56.441 P
4	Out	110.9	1:22.394		29.097	89.4	4:55.811 P	8	53.312	110.6	1:17.943		28.742	89.8	2:39.997

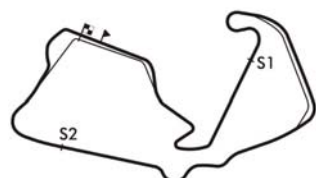
96 Nyblaeus-Welch (C2)								Austin Healey 3000							
lap	Sect-1	Speed	Sect-2	Speed	Sect-3	Speed	Laptime Pit	lap	Sect-1	Speed	Sect-2	Speed	Sect-3	Speed	Laptime Pit
1	Out	100.3	1:18.711	122.5	28.652	86.9	2:31.432	6	Out	110.4	1:21.020	122.9	30.188	86.0	3:59.477 P
2	47.542	118.8	1:16.269	124.5	29.276	80.0	2:33.087	7	50.033	106.4	1:19.690	121.1	29.814	85.7	2:39.537
3	48.506	119.8	1:16.001	124.0	28.227	88.4	2:32.734	8	48.703	114.9	1:18.721	126.4	30.871	84.8	2:38.295
4	47.881	117.1	1:19.362	118.8	29.111	87.2	2:36.354	9	50.051	110.6	1:19.189	120.9	30.433	84.5	2:39.673
5	48.440	117.5	1:18.531	120.5	In		2:40.525 P	10	50.520	109.8	1:21.192	117.7	30.867	83.8	2:42.579

101 Flemming Viktor Andersen (CLP)								Lotus Elan							
lap	Sect-1	Speed	Sect-2	Speed	Sect-3	Speed	Laptime Pit	lap	Sect-1	Speed	Sect-2	Speed	Sect-3	Speed	Laptime Pit
1	Out	87.7	1:23.703	116.5	32.224	84.9	2:43.275	6	51.204	112.2	1:19.690	121.8	31.903	86.7	2:42.797
2	50.340	114.1	1:21.093	121.1	31.387	79.8	2:42.820	7	49.272	117.9	1:19.970	121.4	30.463	85.6	2:39.705
3	50.609	113.0	1:20.326	119.2	31.148	85.2	2:42.083	8	48.854	119.8	1:19.237	121.6	30.753	84.0	2:38.844
4	49.315	113.6	1:20.343	117.9	30.910	84.7	2:40.568	9	51.403	117.5	1:20.397	122.2	In		2:50.126 P
5	49.338	107.0	1:22.191	118.4	31.400	85.2	2:42.929	10	Out	117.5	1:19.468	105.4	32.726	81.9	3:36.161 P

110 Corfield-Blakeney Edwards (C2)								Austin Healey 3000							
lap	Sect-1	Speed	Sect-2	Speed	Sect-3	Speed	Laptime Pit	lap	Sect-1	Speed	Sect-2	Speed	Sect-3	Speed	Laptime Pit
1	Out	97.8	1:21.947		31.562	85.8	2:41.095	6	Out	114.5	1:22.946		30.182	86.3	3:58.536 P
2	49.972	108.8	1:21.028		30.776	85.4	2:41.776	7	49.989	108.2	1:20.693		31.413	82.5	2:42.095
3	49.925	108.1	1:22.125		31.342	79.0	2:43.392	8	51.394	107.7	1:33.453		30.599	86.4	2:55.446
4	54.989	92.7	1:23.216		30.387	83.8	2:48.592	9	48.757	114.7	1:19.139		29.258	87.2	2:37.154
5	49.755	107.2	1:21.031		In		2:49.915 P	10							

113 Shaun Lynn (C3)								AC Cobra							
lap	Sect-1	Speed	Sect-2	Speed	Sect-3	Speed	Laptime Pit	lap	Sect-1	Speed	Sect-2	Speed	Sect-3	Speed	Laptime Pit
1	Out	89.5	1:22.749		30.992	85.2	2:41.211	3	48.837	120.1	1:17.810		29.330	87.7	2:35.977
2	50.134	115.3	1:18.632		29.858	87.5	2:38.624	4	49.430	117.9	1:16.589		In		2:38.428 P

117 Henderson-Fisken (C3)								AC Cobra							
lap	Sect-1	Speed	Sect-2	Speed	Sect-3	Speed	Laptime Pit	lap	Sect-1	Speed	Sect-2	Speed	Sect-3	Speed	Laptime Pit
1	Out	98.8	1:26.932	119.0	31.778	84.4	2:46.820	6	Out	120.3	1:18.062	130.8	29.795	81.5	3:55.379 P
2	48.925	111.7	1:21.619	126.9	30.509	87.6	2:41.053	7	47.498	125.2	1:16.406	130.8	29.488	84.1	2:33.392
3	49.161	112.6	1:18.798	128.3	31.104	88.4	2:39.063	8	48.160	126.9	1:14.687	129.3	28.132	90.2	2:30.979
4	48.379	115.5	1:17.938	128.6	29.911	89.4	2:36.228	9	46.405	125.9	1:14.566	130.6	28.450	87.2	2:29.421
5	47.783	115.7	1:19.938	124.5	In		2:41.898 P	10							



**Session Start: 14:49:01 - Finish: 15:16:01**  
**Weather/Track Conditions: Cloud / Dry**  
**Circuit: Silverstone Historic Grand Prix**  
**Track Length: 5.857 Km - 3.6394 miles**



# Silverstone Classic - 28 - 30 Jul 2017

## Gallet International Trophy For Classic GT Cars (Pre '66)

### Qualifying for Race 11 - Sector Analysis

133 Bell-Greensall (C2)								Austin 3000							
lap	Sect-1	Speed	Sect-2	Speed	Sect-3	Speed	Laptime Pit	lap	Sect-1	Speed	Sect-2	Speed	Sect-3	Speed	Laptime Pit
1	Out	95.3	1:23.020		32.801	81.5	2:41.688	6	52.556	103.6	1:22.516		In		2:54.954 P
2	50.788	104.4	1:22.304		30.380	84.3	2:43.472	7	Out	103.7	1:19.498		29.456	89.5	4:10.799 P
3	49.925	107.4	1:21.673		30.772	87.4	2:42.370	8	47.994	114.3	1:17.287		29.145	89.1	2:34.426
4	50.063	106.2	1:21.601		31.516	86.4	2:43.180	9	47.452	120.5	1:16.890		28.821	86.8	2:33.163
5	50.821	110.2	1:20.499		30.465	88.3	2:41.785	10							

136 Batchelor-Ruddell (C1)								MG B							
lap	Sect-1	Speed	Sect-2	Speed	Sect-3	Speed	Laptime Pit	lap	Sect-1	Speed	Sect-2	Speed	Sect-3	Speed	Laptime Pit
1	Out	97.1	1:30.375		33.551	75.3	2:55.874	5	54.660	100.6	1:26.996		32.204	78.9	2:53.860
2	54.654	94.1	1:31.493		31.636	80.2	2:57.783	6	55.479	101.2	1:28.491		31.837	80.0	2:55.807
3	53.949	100.2	1:27.673		In		3:00.740 P	7	54.130	99.4	1:27.734		32.495	79.3	2:54.359
4	Out	98.1	1:27.449		31.969	81.1	4:50.087 P	8	58.091	71.8	1:38.944		In		3:17.168 P

141 Jones-Barrie (C1)								Porsche 911							
lap	Sect-1	Speed	Sect-2	Speed	Sect-3	Speed	Laptime Pit	lap	Sect-1	Speed	Sect-2	Speed	Sect-3	Speed	Laptime Pit
1	Out	101.5	1:36.288	106.7	35.497	71.8	3:05.240	6	50.898	110.6	1:23.660	112.6	31.734	77.9	2:46.292
2	56.548	103.9	1:30.991	108.2	34.429	71.2	3:01.968	7	51.707	110.0	1:23.676	113.4	31.298	82.7	2:46.681
3	57.357	97.4	1:31.502	107.5	In		3:05.366 P	8	50.947	109.8	1:24.010	111.5	31.472	82.8	2:46.429
4	Out	108.8	1:23.928	113.9	31.378	83.2	4:08.814 P	9	51.762	110.0	1:23.955	112.0	32.810	80.8	2:48.527
5	50.781	109.7	1:23.916	112.8	31.479	81.7	2:46.176	10							

142 Brooks-Smith (C3)								Iso Grifo A3C							
lap	Sect-1	Speed	Sect-2	Speed	Sect-3	Speed	Laptime Pit	lap	Sect-1	Speed	Sect-2	Speed	Sect-3	Speed	Laptime Pit
1	Out	102.6	1:18.212	122.5	In		2:42.471 P	5	46.135	119.8	1:14.761	141.3	28.205	88.9	2:29.101
2	Out	82.4	1:23.326	118.8	29.572	89.0	7:13.191 P	6	51.817	110.4	1:26.074	116.7	In		2:52.014 P
3	46.373	123.1	1:13.707	141.9	27.820	91.8	2:27.900	7	Out	119.2	1:16.640	136.4	29.199	89.5	6:06.757 P
4	45.422	128.1	1:14.608	142.8	28.050	91.1	2:28.080	8							

144 Pochciol-Hanson (C3)								AC Cobra							
lap	Sect-1	Speed	Sect-2	Speed	Sect-3	Speed	Laptime Pit	lap	Sect-1	Speed	Sect-2	Speed	Sect-3	Speed	Laptime Pit
1	Out	115.9	1:15.473		27.991		2:26.453	6	50.915	120.5	1:18.394		32.690		2:41.999
2	46.123	128.3	1:13.846		28.360		2:28.329	7	50.491	111.1	1:19.153		31.267	87.3	2:40.911
3	47.950	128.6	1:13.766		28.556		2:30.272	8	49.780	112.6	1:20.989		32.477	79.0	2:43.246
4	46.621	128.6	1:14.327		In		2:32.258 P	9	50.276	110.2	1:22.700		31.312	81.7	2:44.288
5	Out	115.7	1:19.395		32.170	85.7	4:06.369 P	10	50.347	122.2	1:18.386		32.486	77.3	2:41.219

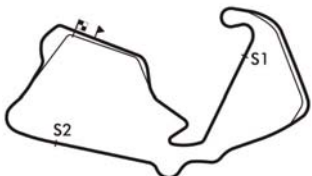
147 Pink-Fox (CLP)								Lotus Elan							
lap	Sect-1	Speed	Sect-2	Speed	Sect-3	Speed	Laptime Pit	lap	Sect-1	Speed	Sect-2	Speed	Sect-3	Speed	Laptime Pit
1	Out	106.0	1:25.336		31.361	80.9	2:44.853	6	49.594	117.9	1:19.418		In		2:46.188 P
2	52.089	114.1	1:21.296		30.538	84.1	2:43.923	7	Out	113.4	1:19.070		31.003	87.7	4:05.692 P
3	49.752	116.1	1:20.333		30.104	85.8	2:40.189	8	48.815	117.3	1:19.333		30.103	88.2	2:38.251
4	51.957	110.2	1:22.407		31.348	79.9	2:45.712	9	49.942	115.1	1:18.016		32.281	84.9	2:40.239
5	50.192	118.8	1:21.768		29.640	84.0	2:41.600	10							

150 Barnes-McIntyre (C3)								AC Cobra							
lap	Sect-1	Speed	Sect-2	Speed	Sect-3	Speed	Laptime Pit	lap	Sect-1	Speed	Sect-2	Speed	Sect-3	Speed	Laptime Pit
1	Out	120.1	1:16.373		29.062	90.3	2:28.633	6	Out	126.9	1:16.032		29.331	84.1	4:36.253 P
2	47.889	127.1	1:15.230		28.542	89.6	2:31.661	7	46.928	128.1	1:15.691		29.194	88.1	2:31.813
3	46.458	128.3	1:18.278		29.372	88.7	2:34.108	8	46.233	128.1	1:15.112		28.871	91.6	2:30.216
4	48.504	118.4	1:15.097		28.524	90.3	2:32.125	9	46.327	131.1	1:15.489		28.984	91.9	2:30.800
5	46.812	110.7	1:15.397		In		2:39.468 P	10							

155 Pattle-Pattle (C1)								MGB							
lap	Sect-1	Speed	Sect-2	Speed	Sect-3	Speed	Laptime Pit	lap	Sect-1	Speed	Sect-2	Speed	Sect-3	Speed	Laptime Pit
1	Out	100.0	1:23.634		30.431	83.8	2:41.468	4	53.448	105.4	1:23.433		In		2:58.917 P
2	50.960	105.8	1:24.623		31.309	77.9	2:46.892	5	Out	104.2	1:23.907		30.532	81.0	4:17.270 P
3	52.181	106.7	1:22.185		29.831	84.1	2:44.197	6							



**Session Start: 14:49:01 - Finish: 15:16:01**  
**Weather/Track Conditions: Cloud / Dry**  
**Circuit: Silverstone Historic Grand Prix**  
**Track Length: 5.857 Km - 3.6394 miles**

# Silverstone Classic - 28 - 30 Jul 2017

## Gallet International Trophy For Classic GT Cars (Pre '66)

### Qualifying for Race 11 - Sector Analysis

161 Andrew Haddon (C3)								AC Cobra							
lap	Sect-1	Speed	Sect-2	Speed	Sect-3	Speed	Laptime Pit	lap	Sect-1	Speed	Sect-2	Speed	Sect-3	Speed	Laptime Pit
1	Out	116.3	1:16.094	127.3	30.036	86.5	2:28.775	6	45.841	132.6	1:14.486	134.2	28.270	92.6	2:28.597
2	46.421	131.1	1:13.820	137.0	28.525	88.3	2:28.766	7	45.989	130.8	1:14.020	134.8	In		2:37.241 P
3	46.981	130.3	1:15.073	134.5	28.452	92.4	2:30.506	8	Out	115.7	1:15.926	137.0	28.392	90.6	3:36.448 P
4	45.353	133.9	1:13.710	133.4	28.544	91.4	2:27.607	9	47.345	117.9	1:16.108	135.3	27.692	91.4	2:31.145
5	45.617	130.1	1:13.702	134.5	28.554	88.4	2:27.873	10	45.993	127.1	1:14.167	135.8	28.469	92.4	2:28.629

165 Thompson-Hales (C3)								TVR Griffith							
lap	Sect-1	Speed	Sect-2	Speed	Sect-3	Speed	Laptime Pit	lap	Sect-1	Speed	Sect-2	Speed	Sect-3	Speed	Laptime Pit
1	Out	103.6	1:15.937	133.7	29.035	91.9	2:28.438	7	45.711	128.6	1:13.244	137.8	27.978	80.8	2:26.933
2	45.784	114.1	1:15.176	137.5	28.495	86.9	2:29.455	8	46.722	119.8	1:17.624	133.9	28.416	94.8	2:32.762
3	46.243	125.7	1:16.920	134.8	28.790	88.7	2:31.953	9	44.971	127.1	1:13.860	135.8	28.310	93.7	2:27.141
4	46.728	124.5	1:14.804	133.7	In		2:30.747 P	10	45.513	128.1	1:13.577	134.5	27.831	92.8	2:26.921
5	Out	118.6	1:15.839	133.2	27.962	94.4	3:39.481 P	11	45.754	125.7	1:13.292	137.2	28.295	93.5	2:27.341
6	45.931	122.7	1:13.988	136.1	27.926	96.0	2:27.845	12							

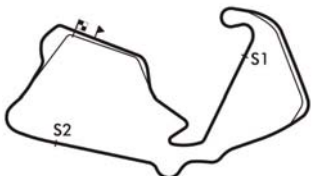
169 Dawson-Talwar (C1)								Porsche 911							
lap	Sect-1	Speed	Sect-2	Speed	Sect-3	Speed	Laptime Pit	lap	Sect-1	Speed	Sect-2	Speed	Sect-3	Speed	Laptime Pit
1	Out	101.5	1:24.901		33.835	79.8	2:47.033	6	52.706	108.4	1:24.814		32.093	79.0	2:49.613
2	52.542	107.4	1:23.727		32.431	81.5	2:48.700	7	52.976	107.7	1:23.817		32.319	78.1	2:49.112
3	53.637	108.6	1:23.531		31.846	81.4	2:49.014	8	54.492	108.1	1:25.837		32.199	78.4	2:52.528
4	52.859	105.7	1:23.976		In		2:58.637 P	9	52.275	105.8	1:23.733		31.296	79.8	2:47.304
5	Out	102.5	1:26.306		34.217	77.8	4:20.519 P	10							

181 Ryan Hooker (C1)								MG B							
lap	Sect-1	Speed	Sect-2	Speed	Sect-3	Speed	Laptime Pit	lap	Sect-1	Speed	Sect-2	Speed	Sect-3	Speed	Laptime Pit
1	Out	82.5	1:30.215	95.5	32.063	78.5	2:55.756	5	Out	89.7	1:30.456	92.2	31.390	79.7	6:46.123 P
2	53.542	94.4	1:25.918	98.4	31.123	77.5	2:50.583	6	53.373	94.5	1:26.364	95.6	30.557	80.0	2:50.294
3	54.543	95.5	1:26.675	96.7	30.933	79.4	2:52.151	7	56.265	84.8	1:33.245	89.5	In		3:10.760 P
4	53.624	93.9	1:28.396	95.7	In		2:59.926 P	8							

207 Harris-Wilmoth (C2)								Austin Healey 3000							
lap	Sect-1	Speed	Sect-2	Speed	Sect-3	Speed	Laptime Pit	lap	Sect-1	Speed	Sect-2	Speed	Sect-3	Speed	Laptime Pit
1	Out	102.3	1:26.483		32.454	81.9	2:43.918	6	48.307	120.3	1:18.171		29.644	87.4	2:36.122
2	52.588	106.0	1:22.479		31.631	83.7	2:46.698	7	48.205	119.0	1:19.238		29.933	86.6	2:37.376
3	50.496	108.1	1:23.953		31.184	82.5	2:45.633	8	48.770	114.9	1:19.229		29.751	89.0	2:37.750
4	50.038	107.4	1:22.694		In		2:48.564 P	9	48.049	119.8	1:18.962		31.036	74.8	2:38.047
5	Out	116.7	1:19.303		29.928	87.5	3:56.845 P	10	49.425	117.1	1:18.853		31.319	87.4	2:39.597

232 Alasdair Coates (C3)								AC Cobra							
lap	Sect-1	Speed	Sect-2	Speed	Sect-3	Speed	Laptime Pit	lap	Sect-1	Speed	Sect-2	Speed	Sect-3	Speed	Laptime Pit
1	Out	110.6	1:19.210		30.746	88.1	2:34.022	6	49.518	122.9	1:16.454	116.1	30.370	85.6	2:36.342
2	47.542	114.5	1:16.504	125.9	31.138	78.5	2:35.184	7	47.574	118.6	1:22.811	89.2	31.743	87.2	2:42.128
3	48.764	124.0	1:17.323	125.9	30.175	84.8	2:36.262	8	47.440	121.1	1:15.817	129.6	29.762	89.6	2:33.019
4	47.524	127.1	1:15.641		30.003	88.2	2:33.168	9	52.062	99.3	1:23.647	109.3	31.868	90.1	2:47.577
5	47.289	114.5	1:15.952	121.6	31.049	87.4	2:34.290	10	53.923	92.1	1:23.231	93.9	In		2:59.168 P

255 Hope-Burton (C1)								MG B							
lap	Sect-1	Speed	Sect-2	Speed	Sect-3	Speed	Laptime Pit	lap	Sect-1	Speed	Sect-2	Speed	Sect-3	Speed	Laptime Pit
1	Out	96.4	1:25.254		30.988	81.7	2:45.184	6	52.731	102.8	1:23.392		30.193	82.3	2:46.316
2	51.502	102.8	1:23.943		31.224	78.3	2:46.669	7	51.196	102.8	1:22.624		30.194	82.0	2:44.014
3	53.361	102.0	1:24.733		In		2:52.122 P	8	51.245	103.9	1:26.462		31.728	80.4	2:49.435
4	Out	103.6	1:22.641		30.336	82.5	3:48.124 P	9	52.596	98.8	1:27.903		In		2:56.756 P
5	50.891	103.2	1:22.670		30.542	81.5	2:44.103	10							



**Session Start: 14:49:01 - Finish: 15:16:01**  
**Weather/Track Conditions: Cloud / Dry**  
**Circuit: Silverstone Historic Grand Prix**  
**Track Length: 5.857 Km - 3.6394 miles**

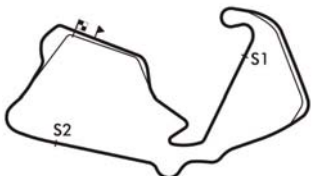
# Silverstone Classic - 28 - 30 Jul 2017

## Gallet International Trophy For Classic GT Cars (Pre '66)

### Qualifying for Race 11 - Sector Analysis

361 Garside-Newall (CLP)							Lotus Elan										
lap	Sect-1	Speed	Sect-2	Speed	Sect-3	Speed	Laptime	Pit	lap	Sect-1	Speed	Sect-2	Speed	Sect-3	Speed	Laptime	Pit
1	Out	104.4	1:21.173		29.859	89.5	2:38.428		5	Out	118.8	1:16.731		28.621	84.6	3:59.907	P
2	49.960	116.3	1:19.298		31.221	81.5	2:40.479		6	47.485	121.1	1:16.549		28.158	88.2	2:32.192	
3	49.407	120.5	1:19.952		29.983	88.1	2:39.342		7	47.088	120.5	1:16.276		28.252	86.4	2:31.616	
4	49.492	106.9	1:19.845		In		2:44.146	P	8	47.079	119.8	1:17.303		28.460	88.3	2:32.842	

681 Gordon-Keith-Lucas (B2)							Jaguar XK150 FHC										
lap	Sect-1	Speed	Sect-2	Speed	Sect-3	Speed	Laptime	Pit	lap	Sect-1	Speed	Sect-2	Speed	Sect-3	Speed	Laptime	Pit
1	Out	99.4	1:25.589	115.5	31.056	79.2	2:46.127		6	55.408	101.4	1:25.928	115.7	32.628	78.6	2:53.964	
2	52.131	111.3	1:24.184	119.8	30.709	82.4	2:47.024		7	54.580	103.2	1:25.220	114.9	32.530	77.4	2:52.330	
3	51.726	110.6	1:23.942	118.4	30.812	81.1	2:46.480		8	53.431	108.4	1:25.674	94.8	34.803	75.1	2:53.908	
4	51.914	108.8	1:23.558	118.8	In		2:50.649	P	9	54.679	109.3	1:25.646	113.4	32.983	79.1	2:53.308	
5	Out	94.1	1:27.580	111.1	33.489	75.9	5:13.964	P	10								



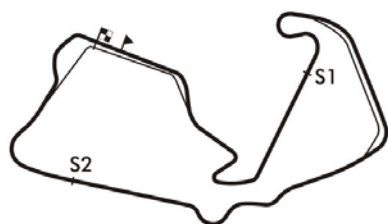
**Session Start: 14:49:01 - Finish: 15:16:01**  
**Weather/Track Conditions: Cloud / Dry**  
**Circuit: Silverstone Historic Grand Prix**  
**Track Length: 5.857 Km - 3.6394 miles**

# Silverstone Classic - 28 - 30 Jul 2017

## Gallet International Trophy For Classic GT Cars (Pre '66)

### Qualifying for Race 11 - Best Sector Times

	SECTOR 1			SECTOR 2			SECTOR 3			IDEAL / BEST LAP COMPARISON					
	NO	TIME	LAP	NO	TIME	LAP	NO	TIME	LAP	NO	NAME	BEST	IN	IDEAL	DIFF
1	46	44.508	8	46	1:11.901	6	13	26.953	2	46	Mike Whitaker	2:24.280	3	2:23.934	+0.346
2	92	44.655	5	92	1:11.931	5	94	27.295	4	15	Bryant O-Bryant G	2:24.563	8	2:24.563	+0.000
3	15	44.697	8	94	1:12.349	4	37	27.367	9	92	Julian Thomas	2:24.672	5	2:24.219	+0.453
4	88	44.849	6	15	1:12.362	8	4	27.434	2	94	Gans-Wolfe	2:24.819	4	2:24.775	+0.044
5	165	44.971	9	80	1:12.631	2	28	27.468	3	88	John Davison	2:25.627	7	2:25.361	+0.266
6	37	45.082	9	37	1:12.828	4	15	27.504	8	37	Hall-Willis	2:25.760	4	2:25.277	+0.483
7	55	45.084	5	76	1:12.883	4	46	27.525	3	76	Hart D-Hart O	2:26.553	2	2:26.505	+0.048
8	94	45.131	9	88	1:12.955	7	88	27.557	7	55	Melling-Minshaw	2:26.836	5	2:26.528	+0.308
9	32	45.296	7	71	1:13.055	8	62	27.629	3	13	Wilson-Pittard	2:26.891	4	2:26.753	+0.138
10	161	45.353	4	165	1:13.244	7	92	27.633	6	165	Thompson-Hales	2:26.921	10	2:26.046	+0.875
11	76	45.380	2	75	1:13.249	7	55	27.657	4	71	Roger Wills	2:26.992	8	2:26.597	+0.395
12	142	45.422	4	32	1:13.428	7	71	27.662	8	80	Chris Beighton	2:26.996	8	2:26.051	+0.945
13	75	45.451	9	53	1:13.521	8	80	27.671	7	75	Bremner R-Bremner	2:27.334	9	2:26.700	+0.634
14	28	45.479	4	161	1:13.702	5	161	27.692	9	4	Martin O'Connell	2:27.374	5	2:26.989	+0.385
15	62	45.555	10	142	1:13.707	3	53	27.762	7	32	John Spiers	2:27.453	11	2:26.867	+0.586
16	4	45.605	6	144	1:13.766	3	142	27.820	3	62	Martin Stretton	2:27.478	9	2:27.090	+0.388
17	53	45.694	7	55	1:13.787	5	165	27.831	10	28	Joaquin Folch-Rusir	2:27.499	3	2:26.742	+0.757
18	80	45.749	8	28	1:13.795	3	60	27.989	7	161	Andrew Haddon	2:27.607	4	2:26.747	+0.860
19	13	45.803	5	62	1:13.906	9	144	27.991	1	53	Pearson J-Pearson	2:27.665	4	2:26.977	+0.688
20	71	45.880	5	60	1:13.940	7	75	28.000	9	142	Brooks-Smith	2:27.900	3	2:26.949	+0.951
21	144	46.123	2	4	1:13.950	5	81	28.115	9	144	Pochciol-Hanson	2:28.329	2	2:27.880	+0.449
22	150	46.233	8	13	1:13.997	4	117	28.132	8	60	Kyvalova-Minshaw	2:28.501	7	2:28.232	+0.269
23	60	46.303	8	117	1:14.566	9	32	28.143	6	117	Henderson-Fisken	2:29.421	9	2:29.103	+0.318
24	117	46.405	9	150	1:15.097	4	361	28.158	6	150	Barnes-McIntyre	2:30.216	8	2:29.854	+0.362
25	6	46.783	9	81	1:15.428	9	96	28.227	3	81	David Tomlin	2:30.514	9	2:30.514	+0.000
26	81	46.971	9	232	1:15.641	4	76	28.242	2	361	Garside-Newall	2:31.616	7	2:31.513	+0.103
27	361	47.079	8	7	1:15.775	9	150	28.524	4	6	Attard-Littlejohn	2:32.004	7	2:31.622	+0.382
28	7	47.113	9	48	1:15.898	3	29	28.558	6	7	Friedrichs-Mallock	2:32.029	9	2:32.029	+0.000
29	95	47.212	6	72	1:15.957	7	39	28.713	5	96	Nyblaeus-Welch	2:32.734	3	2:31.770	+0.964
30	48	47.213	9	96	1:16.001	3	95	28.742	8	52	Ron Maydon	2:32.853	4		+
31	232	47.289	5	6	1:16.078	7	6	28.761	7	48	Schryver-Weller	2:33.014	3	2:32.056	+0.958
32	40	47.384	3	361	1:16.276	7	133	28.821	9	232	Alasdair Coates	2:33.019	8	2:32.692	+0.327
33	72	47.443	7	10	1:16.354	3	48	28.945	7	40	Watson-Kirkaldy	2:33.064	3	2:33.044	+0.020
34	10	47.452	3	39	1:16.377	6	40	28.974	2	133	Bell-Greensall	2:33.163	9	2:33.163	+0.000
35	133	47.452	9	113	1:16.589	4	57	28.984	2	72	Jamie Boot	2:33.171	7	2:32.541	+0.630
36	96	47.542	2	40	1:16.686	3	47	28.986	9	39	Muller U-Muller A	2:33.450	8	2:32.688	+0.762
37	39	47.598	7	133	1:16.890	9	7	29.141	9	10	Butler-Rich	2:33.568	3	2:33.066	+0.502
38	207	48.049	9	29	1:16.989	6	72	29.141	6	95	De Silva H-De Silva	2:33.621	5	2:33.319	+0.302
39	29	48.130	3	95	1:17.365	5	110	29.258	9	29	Ahlers-Bellinger	2:34.288	6	2:33.677	+0.611
40	27	48.456	9	93	1:17.752	9	10	29.260	2	113	Shaun Lynn	2:35.977	3	2:34.756	+1.221
41	110	48.757	9	147	1:18.016	9	113	29.330	3	207	Harris-Wilmoth	2:36.122	6	2:35.864	+0.258
42	147	48.815	8	207	1:18.171	6	34	29.506	5	93	Dee-Crowne-Thoma	2:36.538	9	2:36.538	+0.000
43	113	48.837	3	47	1:19.100	9	93	29.611	9	110	Corfield-Blakeney E	2:37.154	9	2:37.154	+0.000
44	101	48.854	8	110	1:19.139	9	147	29.640	5	47	Paul-Bourne	2:37.657	9	2:37.657	+0.000
45	57	48.976	4	101	1:19.237	8	207	29.644	6	57	Richardson-Bentley	2:37.938	4	2:37.647	+0.291
46	93	49.175	9	27	1:19.392	9	65	29.734	3	27	Stefan Ziegler	2:38.151	9	2:38.151	+0.000
47	65	49.354	3	57	1:19.687	4	232	29.762	8	147	Pink-Fox	2:38.251	8	2:36.471	+1.780



Session Start: 14:49:01 - Finish: 15:16:01

Weather/Track Conditions: Cloud / Dry

Circuit: Silverstone Historic Grand Prix

Track Length: 5.857 Km - 3.6394 miles

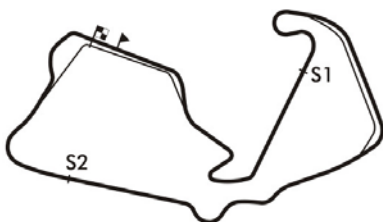


# Silverstone Classic - 28 - 30 Jul 2017

## Gallet International Trophy For Classic GT Cars (Pre '66)

### Qualifying for Race 11 - Best Sector Times

48	47	49.571	9	33	1:20.197	4	155	29.831	3
49	33	49.757	9	65	1:20.736	2	255	30.193	6
50	50	50.096	7	50	1:21.255	6	27	30.303	9
51	155	50.213	6	34	1:21.611	10	101	30.463	7
52	34	50.437	6	85	1:22.033	4	181	30.557	6
53	85	50.553	9	155	1:22.185	3	33	30.571	1
54	141	50.781	5	91	1:22.324	5	85	30.709	8
55	91	50.834	6	255	1:22.624	7	681	30.709	2
56	255	50.891	5	169	1:23.531	3	91	31.128	5
57	681	51.726	3	681	1:23.558	4	169	31.296	9
58	169	52.275	9	141	1:23.660	6	141	31.298	7
59	181	53.373	6	181	1:25.918	2	50	31.471	5
60	136	53.949	3	136	1:26.996	5	136	31.636	2
61	52			52			52		



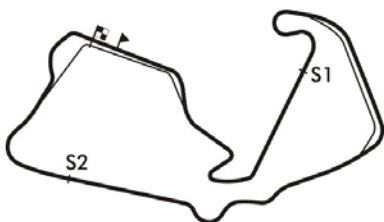
**Session Start: 14:49:01 - Finish: 15:16:01**  
**Weather/Track Conditions: Cloud / Dry**  
**Circuit: Silverstone Historic Grand Prix**  
**Track Length: 5.857 Km - 3.6394 miles**

# Silverstone Classic - 28 - 30 Jul 2017

## Gallet International Trophy For Classic GT Cars (Pre '66)

### Qualifying for Race 11 - Best Sector Times

101	Flemming Viktor An	2:38.844	8	2:38.554	+0.290
65	Bates M-Bates J	2:40.316	2	2:39.824	+0.492
33	Hans Huebner	2:41.446	4	2:40.525	+0.921
34	Karl Wetherell	2:42.764	7	2:41.554	+1.210
50	Bateman-Barton	2:43.620	6	2:42.822	+0.798
255	Hope-Burton	2:44.014	7	2:43.708	+0.306
85	Ashworth M-Ashwor	2:44.069	3	2:43.295	+0.774
155	Pattle-Pattle	2:44.197	3	2:42.229	+1.968
91	Cook-Stanley	2:45.167	6	2:44.286	+0.881
141	Jones-Barrie	2:46.176	5	2:45.739	+0.437
681	Gordon-Keith-Lucas	2:46.480	3	2:45.993	+0.487
169	Dawson-Talwar	2:47.304	9	2:47.102	+0.202
181	Ryan Hooker	2:50.294	6	2:49.848	+0.446
136	Batchelor-Ruddell	2:53.860	5	2:52.581	+1.279



**Session Start: 14:49:01 - Finish: 15:16:01**  
**Weather/Track Conditions: Cloud / Dry**  
**Circuit: Silverstone Historic Grand Prix**  
**Track Length: 5.857 Km - 3.6394 miles**

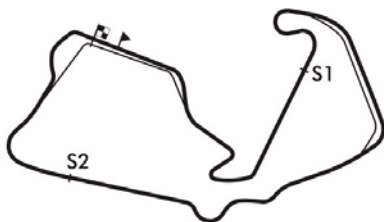


# Silverstone Classic - 28 - 30 Jul 2017

## Gallet International Trophy For Classic GT Cars (Pre '66)

### Qualifying for Race 11 - Best Sector Speeds

	NO	SECTOR 1	MPH	NO	SECTOR 2	MPH	NO	SECTOR 3	MPH
1	161	Andrew Haddon	133.9	46	Mike Whitaker	144.3	92	Julian Thomas	96.1
2	94	Gans-Wolfe	133.2	76	Hart D-Hart O	144.0	46	Mike Whitaker	96.0
3	46	Mike Whitaker	132.9	142	Brooks-Smith	142.8	165	Thompson-Hales	96.0
4	92	Julian Thomas	132.4	88	John Davison	142.2	32	John Spiers	95.5
5	37	Hall-Willis	131.6	75	Bremner R-Bremner D	140.1	94	Gans-Wolfe	94.9
6	76	Hart D-Hart O	131.3	94	Gans-Wolfe	140.1	75	Bremner R-Bremner D	94.1
7	88	John Davison	131.1	80	Chris Beighton	139.8	88	John Davison	94.1
8	150	Barnes-McIntyre	131.1	28	Joaquin Folch-Rusinol	138.4	76	Hart D-Hart O	93.6
9	32	John Spiers	130.6	37	Hall-Willis	138.1	37	Hall-Willis	93.5
10	4	Martin O'Connell	130.3	32	John Spiers	137.8	15	Bryant 0-Bryant G	93.3
11	28	Joaquin Folch-Rusinol	130.1	165	Thompson-Hales	137.8	53	Pearson J-Pearson G	93.1
12	55	Melling-Minshaw	130.1	53	Pearson J-Pearson G	137.5	80	Chris Beighton	93.1
13	71	Roger Wills	129.3	161	Andrew Haddon	137.0	161	Andrew Haddon	92.6
14	80	Chris Beighton	129.3	7	Friedrichs-Mallock	136.4	71	Roger Wills	92.4
15	15	Bryant 0-Bryant G	129.1	15	Bryant 0-Bryant G	136.1	62	Martin Stretton	92.3
16	53	Pearson J-Pearson G	128.6	4	Martin O'Connell	134.8	81	David Tomlin	91.9
17	144	Pochciol-Hanson	128.6	62	Martin Stretton	133.4	150	Barnes-McIntyre	91.9
18	165	Thompson-Hales	128.6	117	Henderson-Fisken	130.8	142	Brooks-Smith	91.8
19	142	Brooks-Smith	128.1	33	Hans Huebner	130.6	4	Martin O'Connell	91.4
20	62	Martin Stretton	127.6	6	Attard-Littlejohn	130.3	60	Kyvalova-Minshaw	91.2
21	232	Alasdair Coates	127.1	27	Stefan Ziegler	130.1	13	Wilson-Pittard	90.8
22	117	Henderson-Fisken	126.9	40	Watson-Kirkaldy	130.1	39	Muller U-Muller A	90.3
23	60	Kyvalova-Minshaw	126.6	232	Alasdair Coates	129.6	28	Joaquin Folch-Rusinol	90.2
24	6	Attard-Littlejohn	124.3	48	Schryver-Weller	127.1	117	Henderson-Fisken	90.2
25	75	Bremner R-Bremner D	123.8	96	Nyblaeus-Welch	126.4	232	Alasdair Coates	90.1
26	95	De Silva H-De Silva T	123.6	81	David Tomlin	125.4	95	De Silva H-De Silva T	89.8
27	13	Wilson-Pittard	123.4	13	Wilson-Pittard	124.7	147	Pink-Fox	89.7
28	7	Friedrichs-Mallock	123.1	93	Dee-Crowne-Thomas	124.7	133	Bell-Greensall	89.5
29	10	Butler-Rich	123.1	29	Ahlers-Bellinger	123.6	361	Garside-Newall	89.5
30	48	Schryver-Weller	122.2	101	Flemming Viktor Andersen	122.2	7	Friedrichs-Mallock	89.1
31	81	David Tomlin	121.4	147	Pink-Fox	121.1	55	Melling-Minshaw	89.0
32	361	Garside-Newall	121.1	39	Muller U-Muller A	120.9	207	Harris-Wilmoth	89.0
33	133	Bell-Greensall	120.5	681	Gordon-Keith-Lucas	119.8	96	Nyblaeus-Welch	88.4
34	207	Harris-Wilmoth	120.3	141	Jones-Barrie	113.9	27	Stefan Ziegler	88.3
35	33	Hans Huebner	120.1	85	Ashworth M-Ashworth S	111.5	48	Schryver-Weller	88.2
36	113	Shaun Lynn	120.1	57	Richardson-Bentley	109.5	10	Butler-Rich	88.1
37	96	Nyblaeus-Welch	119.8	50	Bateman-Barton	103.4	29	Ahlers-Bellinger	88.1
38	101	Flemming Viktor Andersen	119.8	150	Barnes-McIntyre	99.7	40	Watson-Kirkaldy	87.8
39	29	Ahlers-Bellinger	119.4	181	Ryan Hooker	98.4	113	Shaun Lynn	87.7
40	40	Watson-Kirkaldy	118.8	10	Butler-Rich	0.0	6	Attard-Littlejohn	87.6



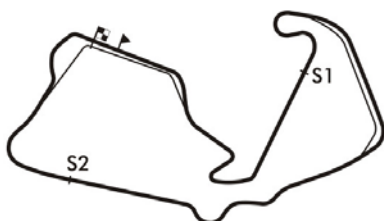
**Session Start: 14:49:01 - Finish: 15:16:01**  
**Weather/Track Conditions: Cloud / Dry**  
**Circuit: Silverstone Historic Grand Prix**  
**Track Length: 5.857 Km - 3.6394 miles**

# Silverstone Classic - 28 - 30 Jul 2017

## Gallet International Trophy For Classic GT Cars (Pre '66)

### Qualifying for Race 11 - Best Sector Speeds

41	147	Pink-Fox	118.8	34	Karl Wetherell	0.0	144	Pochciol-Hanson	87.3
42	39	Muller U-Muller A	118.1	47	Paul-Bourne	0.0	110	Corfield-Blakeney Edwards	87.2
43	72	Jamie Boot	117.5	52	Ron Maydon	0.0	47	Paul-Bourne	86.9
44	27	Stefan Ziegler	117.1	55	Melling-Minshaw	0.0	72	Jamie Boot	86.9
45	50	Bateman-Barton	116.9	60	Kyvalova-Minshaw	0.0	101	Flemming Viktor Andersen	86.7
46	110	Corfield-Blakeney Edwards	114.7	65	Bates M-Bates J	0.0	93	Dee-Crowne-Thomas	85.8
47	47	Paul-Bourne	113.6	71	Roger Wills	0.0	57	Richardson-Bentley	85.5
48	65	Bates M-Bates J	112.4	72	Jamie Boot	0.0	50	Bateman-Barton	85.4
49	681	Gordon-Keith-Lucas	111.3	91	Cook-Stanley	0.0	33	Hans Huebner	84.9
50	141	Jones-Barrie	110.6	92	Julian Thomas	0.0	85	Ashworth M-Ashworth S	84.5
51	85	Ashworth M-Ashworth S	110.4	95	De Silva H-De Silva T	0.0	155	Pattle-Pattle	84.1
52	57	Richardson-Bentley	109.8	110	Corfield-Blakeney Edwards	0.0	91	Cook-Stanley	83.3
53	91	Cook-Stanley	108.9	113	Shaun Lynn	0.0	141	Jones-Barrie	83.2
54	169	Dawson-Talwar	108.6	133	Bell-Greensall	0.0	65	Bates M-Bates J	82.8
55	34	Karl Wetherell	107.2	136	Batchelor-Ruddell	0.0	255	Hope-Burton	82.5
56	155	Pattle-Pattle	106.9	144	Pochciol-Hanson	0.0	681	Gordon-Keith-Lucas	82.4
57	93	Dee-Crowne-Thomas	105.5	155	Pattle-Pattle	0.0	34	Karl Wetherell	82.0
58	255	Hope-Burton	103.9	169	Dawson-Talwar	0.0	169	Dawson-Talwar	81.5
59	136	Batchelor-Ruddell	101.2	207	Harris-Wilmoth	0.0	136	Batchelor-Ruddell	81.1
60	181	Ryan Hooker	95.5	255	Hope-Burton	0.0	181	Ryan Hooker	80.0
61	52	Ron Maydon	0.0	361	Garside-Newall	0.0	52	Ron Maydon	0.0



**Session Start: 14:49:01 - Finish: 15:16:01**  
**Weather/Track Conditions: Cloud / Dry**  
**Circuit: Silverstone Historic Grand Prix**  
**Track Length: 5.857 Km - 3.6394 miles**





## Silverstone Classic - 28 - 30 Jul 2017

### Gallet International Trophy For Classic GT Cars (Pre '66)

#### Race 11 - Starting Grid - AMENDED v2

Sheet No:

Start Time : 19:20 - Heat Duration : 50 Minutes

28	55	76 Hart D-Hart O		
27	53	181 Ryan Hooker	54	136 Batchelor-Ruddell
26	51	687 Gordon-Keith-Lucas	52	169 Talwar-Dawson
25	49	85 Ashworth M-Ashworth S	50	141 Jones-Barrie
24	47	34 Karl Wetherell	48	50 Barton-Bateman
23	45	65 Bates M-Bates J	46	33 Hans Huebner
22	43	147 Pink-Fox	44	101 Flemming Viktor Andersen
21	41	57 Richardson-Bentley	42	27 Stefan Ziegler
20	39	110 Corfield-Blakeney Edwards	40	47 Bourne-Paul
19	37	207 Harris-Wilmoth	38	93 Dee-Crowne-Thomas
18	35	29 Ahlers-Bellinger	36	113 Shaun Lynn
17	33	72 Jamie Boot	34	95 Timothy De Silva
16	31	40 Kirkaldy-Watson	32	133 Bell-Greensall
15	29	48 Weller-Schryver	30	232 Alasdair Coates
14	27	96 Nyblaeus-Welch	28	52 Ron Maydon
13	25	6 Attard-Littlejohn	26	7 Friedrichs-Mallock
12	23	150 Barnes-McIntyre	24	81 David Tomlin

Cars 10, 39, 91, 155, 255 & 361 withdrawn.

Circuit: Silverstone Historic Grand Prix

Track Length: 5.857 Km - 3.6394 miles

These results are provisional until the conclusion of any judicial and technical matters.

Clerk of the Course:

Timekeeper:

Issued at:





### Silverstone Classic - 28 - 30 Jul 2017

### Gallet International Trophy For Classic GT Cars (Pre '66)

### Race 11 - Starting Grid - AMENDED v2

Sheet No:

Start Time : 19:20 - Heat Duration : 50 Minutes

11	21	60	Minshaw-Kyvalova	22	117	Fisken-Henderson
10	19	142	Brooks-Smith	20	144	Hanson-Pochciol
9	17	167	Andrew Haddon	18	53	Pearson J-Pearson G
8	15	62	Martin Stretton	16	28	Folch-Rusinol-Hadfield
7	13	4	Martin O'Connell	14	32	John Spiers
6	11	80	Chris Beighton	12	75	Bremner R-Bremner D
5	9	165	Thompson-Hales	10	71	Roger Wills
4	7	55	Jason Minshaw	8	13	Wilson-Pittard
3	5	88	John Davison	6	37	Willis-Hall
2	3	92	Julian Thomas	4	94	Gans-Wolfe
1	1	46	Mike Whitaker	2	15	Oliver Bryant

Pole Right



Cars 10, 39, 91, 155, 255 & 361 withdrawn.

Circuit: Silverstone Historic Grand Prix  
Track Length: 5.857 Km - 3.6394 miles

These results are provisional until the conclusion of any judicial and technical matters.

Clerk of the Course:

Timekeeper:

Issued at:





## Silverstone Classic - 28 - 30 Jul 2017

### Maserati Trophy For HGPCA Pre '66 Grand Prix Cars Qualifying for Race 8 - Classification

Sheet No:

POS	NO	DRIVER/S	CLASS	CLASS POS	CAR MAKE / MODEL	TIME	ON	LAPS	GAP	DIFF	MPH
1	118	Sam Wilson	7B	1	Lotus 18 372	2:20.033	5	7			93.56
2	10	William Nuthall	7B	2	Cooper T53	2:20.463	7	7	0.430	0.430	93.28
3	3	Barry Cannell	12	1	Brabham BT11A	2:21.858	6	7	1.825	1.395	92.36
4	11	Jon Fairley	12	2	Brabham BT11/19	2:24.707	2	8	4.674	2.849	90.54
5	2	Rod Jolley	7B	3	Cooper T45/51	2:25.882	7	7	5.849	1.175	89.81
6	30	Julian Bronson	8	1	Scarab Offenhauser	2:27.229	3	6	7.196	1.347	88.99
7	17	Tony Wood	7A	1	Maserati TecMec	2:27.950	5	7	7.917	0.721	88.56
8	29	Nick Fennell	11	1	Lotus 25	2:28.224	6	7	8.191	0.274	88.39
9	26	Joaquin Folch-Rusinol	7A	2	Lotus 16 365	2:28.828	2	7	8.795	0.604	88.03
10	44	Andrew Beaumont	11	2	Lotus 24 944	2:29.805	2	6	9.772	0.977	87.46
11	66	Sid Hoole	11	3	Cooper T66 F1	2:30.328	6	7	10.295	0.523	87.15
12	52	Tom Dark	7B	4	Cooper T51	2:30.682	5	7	10.649	0.354	86.95
13	12	Rudi Friedrichs	7B	5	Cooper T53	2:30.946	4	4	10.913	0.264	86.80
14	121	Dan Collins	10	1	Lotus 21 933	2:31.016	5	6	10.983	0.070	86.76
15	14	Richard Wilson	7B	6	Cooper T51	2:31.500	4	6	11.467	0.484	86.48
16	77	Geraint Owen	8	2	Kurtis 500C	2:31.880	5	6	11.847	0.380	86.26
17	55	Fred Harper	8	3	Kurtis Offenhauser	2:32.431	5	7	12.398	0.551	85.95
18	37	Charles Gillett	9	1	Cooper T43	2:33.127	7	7	13.094	0.696	85.56
19	80	Nick Taylor	10	2	Lotus 18 914	2:33.336	5	7	13.303	0.209	85.44
20	20	Alex Morton	10	3	Lotus 21 939/952	2:33.706	5	7	13.673	0.370	85.24
21	42	James Willis	9	2	Cooper T45	2:34.234	5	7	14.201	0.528	84.95
22	129	Paul Woolley	11	4	Scirocco F1 63	2:34.431	5	6	14.398	0.197	84.84
23	62	Chris Milner	11	5	Lotus 24 P1	2:34.756	2	7	14.723	0.325	84.66
24	151	Rob Hall	9	3	Cooper T43/51	2:34.775	4	5	14.742	0.019	84.65
25	38	Tony Best	7A	3	Ferrari Dino BR01	2:35.019	5	7	14.986	0.244	84.52
26	28	Eddie McGuire	8	4	Scarab Offenhauser	2:35.255	2	2	15.222	0.236	84.39
27	71	Alan Baillie	10	4	Cooper T71/73	2:35.434	5	7	15.401	0.179	84.29
28	9	Mark Daniell	9	4	Cooper T45	2:35.983	5	5	15.950	0.549	83.99
29	27	Andrew Smith	9	5	Cooper Maserati T51	2:36.172	5	6	16.139	0.189	83.89
30	7	Paul Griffin	7B	7	Cooper T51	2:36.912	5	7	16.879	0.740	83.50
31	21	Ian Nuthall	5	1	Alta F2	2:36.960	2	5	16.927	0.048	83.47
32	47	Carlos Miguens	11	6	Lotus 24 947	2:37.004	5	6	16.971	0.044	83.45
33	43	Robi Bernberg	7C	1	Cooper T43	2:37.171	4	5	17.138	0.167	83.36
34	35	Iain Rowley	10	5	Assegai	2:37.530	3	6	17.497	0.359	83.17
35	46	Harindra de Silva	11	7	Lotus 24 946	2:37.768	4	6	17.735	0.238	83.04
36	16	Marc Valvekens	8	5	Aston Martin DBR4/4	2:38.648	5	6	18.615	0.880	82.58
37	72	Richard Smeeton	10	6	LDS 007	2:38.710	5	7	18.677	0.062	82.55
38	25	Martin Halusa	6	1	Maserati 250F 2521	2:38.873	4	6	18.840	0.163	82.47
39	18	Nigel Batchelor	INV	1	Kieft	2:38.919	5	6	18.886	0.046	82.44
40	8	Tony Ditheridge	9	6	Cooper T45	2:38.932	3	6	18.899	0.013	82.44

Car 43 requires a working transponder - Regulation Q.12.2.1 refers.  
A 30 second penalty will be applied if not working in the race.

Session Start: 15:29:09 - Finish: 15:47:12  
Weather/Track Conditions: Cloud / Dry  
Circuit: Silverstone Historic Grand Prix  
Track Length: 5.857 Km - 3.6394 miles

These results are provisional until the conclusion of any judicial and technical matters.

Clerk of the Course:

Timekeeper:

Issued at:



## Silverstone Classic - 28 - 30 Jul 2017

### Maserati Trophy For HGPCA Pre '66 Grand Prix Cars Qualifying for Race 8 - Classification

Sheet No:

POS	NO	DRIVER/S	CLASS	CLASS POS	CAR MAKE / MODEL	TIME	ON	LAPS	GAP	DIFF	MPH
41	19	Paul Grant	5	2	Cooper Bristol Mk2 3/52	2:38.951	5	7	18.918	0.019	82.43
42	34	John Bussey	7C	2	Cooper T43	2:39.109	4	6	19.076	0.158	82.34
43	88	Bernardo Hartogs	10	7	Lotus 18/21 916	2:40.164	5	6	20.131	1.055	81.80
44	248	Klaus Lehr	6	2	Maserati 250F CM5	2:40.371	4	6	20.338	0.207	81.70
45	40	Tania Pilkington	9	7	Cooper T43	2:40.852	5	6	20.819	0.481	81.45
46	33	Chris Phillips	5	3	Cooper Bristol Mk2 6/53	2:40.874	4	7	20.841	0.022	81.44
47	4	Steve Russell	5	4	Cooper Bristol Mk2 4/53	2:42.796	3	6	22.763	1.922	80.48
48	50	Tony Smith	7B	8	Cooper T51	2:43.220	5	7	23.187	0.424	80.27
49	23	Barry Wood	5	5	Cooper Bristol Mk1 6/52	2:45.412	5	6	25.379	2.192	79.21
50	36	Erik Staes	10	8	Lotus 18/21 P2	2:45.501	6	6	25.468	0.089	79.16
51	1	Wolfgang Friedrichs	7A	4	Aston Martin DBR4/1	2:45.676	2	6	25.643	0.175	79.08
52	53	Scotty Taylor	12	3	Cooper T53	2:48.405	5	6	28.372	2.729	77.80
53	70	Guy Plante	9	8	Cooper T45	2:51.481	5	6	31.448	3.076	76.40
54	5	Michel Baudin	9	9	Cooper T45	3:04.352	6	6	44.319	12.871	71.07

Car 43 requires a working transponder - Regulation Q.12.2.1 refers.  
A 30 second penalty will be applied if not working in the race.

Session Start: 15:29:09 - Finish: 15:47:12  
Weather/Track Conditions: Cloud / Dry  
Circuit: Silverstone Historic Grand Prix  
Track Length: 5.857 Km - 3.6394 miles

These results are provisional until the conclusion of any judicial and technical matters.

Clerk of the Course:

Timekeeper:

Issued at:

# Silverstone Classic - 28 - 30 Jul 2017

## Maserati Trophy For HGPCA Pre '66 Grand Prix Cars

### Qualifying for Race 8 - Sector Analysis

1 Wolfgang Friedrichs (7A)								Aston Martin DBR4/1							
lap	Sect-1	Speed	Sect-2	Speed	Sect-3	Speed	Laptime Pit	lap	Sect-1	Speed	Sect-2	Speed	Sect-3	Speed	Laptime Pit
1	Out	83.9	1:27.710		35.735	72.9	2:55.300	4	51.066	98.4	1:23.715		32.509	82.0	2:47.290
2	51.946	100.6	1:21.932		31.798	83.5	2:45.676	5	51.674	104.5	1:21.322		32.763	82.2	2:45.759
3	50.872	110.9	1:25.060		32.730	82.0	2:48.662	6	53.707	96.3	1:25.843		32.085	83.3	2:51.635

2 Rod Jolley (7B)								Cooper T45/51							
lap	Sect-1	Speed	Sect-2	Speed	Sect-3	Speed	Laptime Pit	lap	Sect-1	Speed	Sect-2	Speed	Sect-3	Speed	Laptime Pit
1	Out	95.7	1:22.942	108.2	32.426	84.8	2:47.239	5	45.188	129.6	1:13.682	134.5	27.912	92.9	2:26.782
2	47.605	113.6	1:17.214	131.3	29.217	94.1	2:34.036	6	46.636	125.2	1:14.485	133.9	28.408	89.5	2:29.529
3	45.955	109.7	1:15.072	132.9	28.382	92.4	2:29.409	7	45.297	129.3	1:12.844	134.5	27.741	94.7	2:25.882
4	48.626	124.7	1:13.857	133.2	29.398	90.7	2:31.881	8							

3 Barry Cannell (12)								Brabham BT11A							
lap	Sect-1	Speed	Sect-2	Speed	Sect-3	Speed	Laptime Pit	lap	Sect-1	Speed	Sect-2	Speed	Sect-3	Speed	Laptime Pit
1	Out	110.2	1:19.098	126.1	32.562	79.2	2:37.814	5	45.368	131.6	1:11.126	138.1	27.283	96.4	2:23.777
2	45.735	131.1	1:12.334	135.6	28.499	90.2	2:26.568	6	43.633	133.7	1:09.527	138.4	28.698	82.0	2:21.858
3	45.050	115.3	1:14.952	137.0	27.936	93.2	2:27.938	7	46.435	120.1	1:17.711	97.3	In		2:44.056 P
4	44.331	131.3	1:11.203	137.8	27.631	92.1	2:23.165	8							

4 Steve Russell (5)								Cooper Bristol Mk2 4/53							
lap	Sect-1	Speed	Sect-2	Speed	Sect-3	Speed	Laptime Pit	lap	Sect-1	Speed	Sect-2	Speed	Sect-3	Speed	Laptime Pit
1	Out	101.1	1:28.458		30.871	82.3	2:48.206	4	49.511	113.9	1:24.856		32.427	76.7	2:46.794
2	50.700	107.5	1:24.312		30.716	74.6	2:45.728	5	49.591	108.6	1:27.070		33.848	77.1	2:50.509
3	50.820	111.5	1:21.178		30.798	83.2	2:42.796	6	52.551	100.0	1:32.505		In		3:05.499 P

5 Michel Baudin (9)								Cooper T45							
lap	Sect-1	Speed	Sect-2	Speed	Sect-3	Speed	Laptime Pit	lap	Sect-1	Speed	Sect-2	Speed	Sect-3	Speed	Laptime Pit
1	Out	90.8	1:36.223		41.015	72.3	3:11.054	4	58.336	95.9	1:29.552	105.8	37.315	76.8	3:05.203
2	58.604	89.2	1:33.292		38.699	74.1	3:10.595	5	56.363	100.5	1:30.516		37.745	76.6	3:04.624
3	58.021	97.4	1:31.296		37.789	79.0	3:07.106	6	58.237	101.2	1:30.378		35.737	75.9	3:04.352

7 Paul Griffin (7B)								Cooper T51							
lap	Sect-1	Speed	Sect-2	Speed	Sect-3	Speed	Laptime Pit	lap	Sect-1	Speed	Sect-2	Speed	Sect-3	Speed	Laptime Pit
1	Out	101.7	1:31.712	106.5	33.999	76.3	2:54.846	5	47.866	120.1	1:19.272	129.1	29.774	88.9	2:36.912
2	52.220	117.9	1:20.649		32.004	86.4	2:44.873	6	49.251	122.9	1:18.043		30.673	88.9	2:37.967
3	49.131	120.9	1:19.551	118.4	30.835	85.6	2:39.517	7	50.862	120.7	1:19.091		29.676	87.8	2:39.629
4	48.341	120.9	1:21.531		30.397	84.5	2:40.269	8							

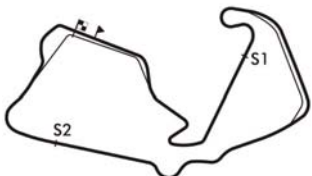
8 Tony Ditheridge (9)								Cooper T45							
lap	Sect-1	Speed	Sect-2	Speed	Sect-3	Speed	Laptime Pit	lap	Sect-1	Speed	Sect-2	Speed	Sect-3	Speed	Laptime Pit
1	Out	107.0	1:24.068		31.900	85.9	2:43.283	4	48.166	104.2	1:20.459		30.507	86.4	2:39.132
2	49.193	115.7	1:19.594		30.611	84.8	2:39.398	5	53.487	110.4	1:17.908		30.196	86.4	2:41.591
3	48.755	118.1	1:18.866		31.311	84.6	2:38.932	6	50.054	110.7	1:22.827		In		2:55.017 P

9 Mark Daniell (9)								Cooper T45							
lap	Sect-1	Speed	Sect-2	Speed	Sect-3	Speed	Laptime Pit	lap	Sect-1	Speed	Sect-2	Speed	Sect-3	Speed	Laptime Pit
1	Out	108.8	1:21.798		30.873	90.4	2:40.631	4	48.271	121.1	1:18.484		29.728	75.7	2:36.483
2	49.642	108.8	1:21.181		30.990	89.5	2:41.813	5	49.390	122.2	1:17.274		29.319	92.1	2:35.983
3	47.595	116.9	1:20.711		31.654	79.0	2:39.960	6							

10 William Nuthall (7B)								Cooper T53							
lap	Sect-1	Speed	Sect-2	Speed	Sect-3	Speed	Laptime Pit	lap	Sect-1	Speed	Sect-2	Speed	Sect-3	Speed	Laptime Pit
1	Out	114.5	1:14.633	116.7	29.457	95.7	2:38.060	5	43.212	133.2	1:13.009	133.9	In		2:29.830 P
2	43.919	129.3	1:10.762	134.2	26.735	92.9	2:21.416	6	Out	128.3	1:12.934	118.8	34.868	96.1	3:58.062 P
3	44.451	127.1	1:12.197	133.4	27.615	89.6	2:24.263	7	43.665	131.6	1:10.198	136.4	26.600	94.7	2:20.463
4	44.312	130.8	1:13.900	133.9	27.528	97.7	2:25.740	8							



**Session Start: 15:29:09 - Finish: 15:47:12**  
**Weather/Track Conditions: Cloud / Dry**  
**Circuit: Silverstone Historic Grand Prix**  
**Track Length: 5.857 Km - 3.6394 miles**

# Silverstone Classic - 28 - 30 Jul 2017

## Maserati Trophy For HGPCA Pre '66 Grand Prix Cars

### Qualifying for Race 8 - Sector Analysis

11 Jon Fairley (12)								Brabham BT11/19							
lap	Sect-1	Speed	Sect-2	Speed	Sect-3	Speed	Laptime Pit	lap	Sect-1	Speed	Sect-2	Speed	Sect-3	Speed	Laptime Pit
1	Out	119.2	1:16.042		29.721	94.9	2:30.320	5	44.440	129.8	1:11.174		30.675	88.1	2:26.289
2	45.343	130.3	1:11.345		28.019	91.2	2:24.707	6	45.440	130.6	1:13.204		30.150	96.0	2:28.794
3	44.835	128.8	1:13.383		27.777	96.0	2:25.995	7	46.978	127.8	1:14.663		28.151	99.0	2:29.792
4	45.011	122.9	1:13.852		28.120	95.3	2:26.983	8	48.857	127.6	1:13.446		28.076	98.1	2:30.379

12 Rudi Friedrichs (7B)								Cooper T53							
lap	Sect-1	Speed	Sect-2	Speed	Sect-3	Speed	Laptime Pit	lap	Sect-1	Speed	Sect-2	Speed	Sect-3	Speed	Laptime Pit
1	Out	107.5	1:22.594	119.8	31.095	88.7	2:41.959	3	47.636	109.5	1:14.381	128.3	30.063	91.3	2:32.080
2	48.547	112.2	1:16.440		30.424	90.6	2:35.411	4	46.400	108.8	1:15.416		29.130	91.6	2:30.946

14 Richard Wilson (7B)								Cooper T51							
lap	Sect-1	Speed	Sect-2	Speed	Sect-3	Speed	Laptime Pit	lap	Sect-1	Speed	Sect-2	Speed	Sect-3	Speed	Laptime Pit
1	Out	90.3	1:27.588		32.592	84.3	2:53.268	4	47.140	123.1	1:15.405		28.955	93.7	2:31.500
2	50.222	106.7	1:20.488		31.219	88.1	2:41.929	5	46.109	126.1	1:17.084		29.342	90.1	2:32.535
3	48.282	122.2	1:17.957		30.391	92.9	2:36.630	6	50.586	110.2	1:22.466	119.2	In		2:51.445 P

16 Marc Valvekens (8)								Aston Martin DBR4/4							
lap	Sect-1	Speed	Sect-2	Speed	Sect-3	Speed	Laptime Pit	lap	Sect-1	Speed	Sect-2	Speed	Sect-3	Speed	Laptime Pit
1	Out	95.7	1:27.996	102.9	32.822	82.4	2:53.456	4	50.016	109.5	1:21.291	115.5	30.414	86.8	2:41.721
2	52.235	109.7	1:22.192	113.0	31.314	84.6	2:45.741	5	49.570	114.7	1:19.087	117.1	29.991	87.3	2:38.648
3	50.445	108.8	1:22.920	115.5	30.926	85.9	2:44.291	6	58.367	104.9	1:20.391	117.3	30.163	87.2	2:48.921

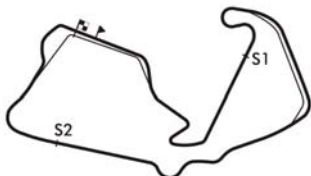
17 Tony Wood (7A)								Maserati TecMec							
lap	Sect-1	Speed	Sect-2	Speed	Sect-3	Speed	Laptime Pit	lap	Sect-1	Speed	Sect-2	Speed	Sect-3	Speed	Laptime Pit
1	Out	108.1	1:21.807		30.190	88.5	2:39.862	5	45.665	127.3	1:13.843		28.442	89.5	2:27.950
2	47.401	121.8	1:16.247		29.189	88.2	2:32.837	6	45.676	122.9	1:15.111		27.978	91.1	2:28.765
3	46.454	126.1	1:14.615		28.289	89.8	2:29.358	7	46.699	122.0	1:18.112		28.140	89.5	2:32.951
4	47.772	122.7	1:17.355		28.555	89.6	2:33.682	8							

18 Nigel Batchelor (INV)								Kieft							
lap	Sect-1	Speed	Sect-2	Speed	Sect-3	Speed	Laptime Pit	lap	Sect-1	Speed	Sect-2	Speed	Sect-3	Speed	Laptime Pit
1	Out	98.5	1:24.455	116.5	30.136	87.8	2:43.504	4	49.467	113.4	1:21.787	113.9	29.302	87.6	2:40.556
2	50.636	105.7	1:20.990	115.1	29.957	85.6	2:41.583	5	50.323	112.6	1:18.844		29.752	85.6	2:38.919
3	51.335	103.6	1:22.072	114.9	30.152	84.7	2:43.559	6	49.965	108.2	1:21.148	118.6	31.122	76.4	2:42.235

19 Paul Grant (5)								Cooper Bristol Mk2 3/52							
lap	Sect-1	Speed	Sect-2	Speed	Sect-3	Speed	Laptime Pit	lap	Sect-1	Speed	Sect-2	Speed	Sect-3	Speed	Laptime Pit
1	Out	104.2	1:23.474		32.239	80.9	2:43.032	5	49.923	113.6	1:19.471		29.557	85.9	2:38.951
2	50.391	107.0	1:20.822		30.410	83.3	2:41.623	6	52.731	105.0	1:23.182		30.754	84.3	2:46.667
3	48.705	109.1	1:20.225		30.700	82.2	2:39.630	7	51.094	108.4	1:23.399		31.882	78.1	2:46.375
4	49.108	108.6	1:22.091		29.424	86.5	2:40.623	8							

20 Alex Morton (10)								Lotus 21 939/952							
lap	Sect-1	Speed	Sect-2	Speed	Sect-3	Speed	Laptime Pit	lap	Sect-1	Speed	Sect-2	Speed	Sect-3	Speed	Laptime Pit
1	Out	93.2	1:26.413	116.9	31.819	83.7	2:47.682	5	46.594	113.6	1:17.644	122.9	29.468	85.6	2:33.706
2	48.963	109.7	1:18.832	119.0	30.217	86.9	2:38.012	6	57.084	97.0	1:21.818	97.4	32.808	75.8	2:51.710
3	47.957	118.1	1:17.502	120.3	29.390	85.4	2:34.849	7	55.896	94.3	1:26.351	79.0	In		3:10.228 P
4	47.286	121.1	1:16.699	119.8	29.972	87.3	2:33.957	8							

21 Ian Nuthall (5)								Alta F2							
lap	Sect-1	Speed	Sect-2	Speed	Sect-3	Speed	Laptime Pit	lap	Sect-1	Speed	Sect-2	Speed	Sect-3	Speed	Laptime Pit
1	Out	99.6	1:27.422	112.6	31.856	87.6	2:49.795	4	48.268	114.5	1:18.411	116.3	31.821	81.3	2:38.500
2	48.676	113.7	1:18.068	116.3	30.216	88.3	2:36.960	5	55.188	100.5	1:26.404	100.2	In		3:01.396 P
3	48.559	113.7	1:18.777	116.1	29.830	86.9	2:37.166	6							



**Session Start: 15:29:09 - Finish: 15:47:12**  
**Weather/Track Conditions: Cloud / Dry**  
**Circuit: Silverstone Historic Grand Prix**  
**Track Length: 5.857 Km - 3.6394 miles**

# Silverstone Classic - 28 - 30 Jul 2017

## Maserati Trophy For HGPCA Pre '66 Grand Prix Cars

### Qualifying for Race 8 - Sector Analysis

23 Barry Wood (5)								Cooper Bristol Mk1 6/52							
lap	Sect-1	Speed	Sect-2	Speed	Sect-3	Speed	Laptime Pit	lap	Sect-1	Speed	Sect-2	Speed	Sect-3	Speed	Laptime Pit
1	Out	91.4	1:28.934		34.949	75.3	2:58.983	4	50.631	105.8	1:23.457		31.473	82.1	2:45.561
2	53.015	101.7	1:23.936		32.213	82.7	2:49.164	5	50.013	109.7	1:23.760		31.639	75.1	2:45.412
3	50.888	102.6	1:24.666		32.573	83.6	2:48.127	6	56.964	95.5	1:27.229		32.915	78.3	2:57.108

25 Martin Halusa (6)								Maserati 250F 2521							
lap	Sect-1	Speed	Sect-2	Speed	Sect-3	Speed	Laptime Pit	lap	Sect-1	Speed	Sect-2	Speed	Sect-3	Speed	Laptime Pit
1	Out	92.8	1:25.480	114.5	31.948	80.4	2:53.895	4	49.442	106.7	1:19.116	123.4	30.315	81.8	2:38.873
2	50.913	112.2	1:20.991	120.9	31.047	86.5	2:42.951	5	50.150	110.9	1:19.323	114.7	In		2:46.131 P
3	51.165	108.2	1:20.067	122.0	30.411	83.8	2:41.643	6	Out	103.6	1:21.374	114.5	31.805	87.6	3:51.741 P

26 Joaquin Folch-Rusinol (7A)								Lotus 16 365							
lap	Sect-1	Speed	Sect-2	Speed	Sect-3	Speed	Laptime Pit	lap	Sect-1	Speed	Sect-2	Speed	Sect-3	Speed	Laptime Pit
1	Out	109.7	1:17.033	126.1	29.788	91.2	2:32.701	5	46.045	118.6	1:16.321	130.1	27.763	94.3	2:30.129
2	45.759	112.2	1:15.114		27.955	94.9	2:28.828	6	1:10.407	113.7	1:15.859		27.882	93.3	2:54.148
3	45.288	122.0	1:17.003	132.9	27.984	90.3	2:30.275	7	48.706	119.0	1:17.340	134.2	28.009	95.1	2:34.055
4	45.975	129.1	1:15.449	129.3	28.971	94.4	2:30.395	8							

27 Andrew Smith (9)								Cooper Maserati T51							
lap	Sect-1	Speed	Sect-2	Speed	Sect-3	Speed	Laptime Pit	lap	Sect-1	Speed	Sect-2	Speed	Sect-3	Speed	Laptime Pit
1	Out	109.5	1:30.477		30.895	89.6	2:49.322	4	47.782	125.7	1:19.953		29.462	89.5	2:37.197
2	49.878	109.1	1:20.214		31.248	88.0	2:41.340	5	47.937	122.0	1:18.495		29.740	86.5	2:36.172
3	48.347	119.8	1:17.877		30.276	90.9	2:36.500	6	53.071	115.1	1:17.907		29.713	82.8	2:40.691

28 Eddie McGuire (8)								Scarab Offenhauser							
lap	Sect-1	Speed	Sect-2	Speed	Sect-3	Speed	Laptime Pit	lap	Sect-1	Speed	Sect-2	Speed	Sect-3	Speed	Laptime Pit
1	Out	108.4	1:20.680		32.034	86.8	2:40.396	2	48.196	115.3	1:16.748		30.311	86.1	2:35.255

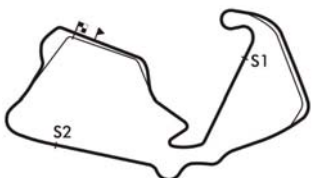
29 Nick Fennell (11)								Lotus 25							
lap	Sect-1	Speed	Sect-2	Speed	Sect-3	Speed	Laptime Pit	lap	Sect-1	Speed	Sect-2	Speed	Sect-3	Speed	Laptime Pit
1	Out	101.1	1:23.795	123.4	30.094	87.8	2:43.889	5	49.074	122.5	1:14.266	126.4	27.827	92.7	2:31.167
2	48.339	118.4	1:16.758	127.6	29.247	88.0	2:34.344	6	46.463	125.0	1:13.970	127.6	27.791	93.3	2:28.224
3	45.823	124.7	1:14.869	127.6	28.079	90.9	2:28.771	7	48.263	121.8	1:13.306	131.1	27.732	91.4	2:29.301
4	46.278	125.2	1:15.608	128.3	29.189	85.9	2:31.075	8							

30 Julian Bronson (8)								Scarab Offenhauser							
lap	Sect-1	Speed	Sect-2	Speed	Sect-3	Speed	Laptime Pit	lap	Sect-1	Speed	Sect-2	Speed	Sect-3	Speed	Laptime Pit
1	Out	99.4	1:20.688		30.009	88.2	2:37.172	4	45.753	111.7	1:17.495		In		2:40.629 P
2	47.813	125.0	1:14.715		28.378	86.4	2:30.906	5	Out	119.8	1:14.350		28.370	89.4	5:19.909 P
3	45.526	122.2	1:13.538		28.165	88.9	2:27.229	6	46.909	125.9	1:13.150		28.587	88.9	2:28.646

33 Chris Phillips (5)								Cooper Bristol Mk2 6/53							
lap	Sect-1	Speed	Sect-2	Speed	Sect-3	Speed	Laptime Pit	lap	Sect-1	Speed	Sect-2	Speed	Sect-3	Speed	Laptime Pit
1	Out	92.3	1:28.174		31.913	77.0	2:52.927	5	52.538	109.5	1:20.438	111.3	30.693	76.9	2:43.669
2	51.701	106.4	1:21.303		30.612	79.0	2:43.616	6	54.664	100.5	1:24.172		33.353	57.9	2:52.189
3	51.283	106.2	1:21.745	110.7	30.031	82.1	2:43.059	7	1:02.580	89.1	1:27.742		In		3:11.571 P
4	49.833	110.4	1:21.283		29.758	84.7	2:40.874	8							

34 John Bussey (7C)								Cooper T43							
lap	Sect-1	Speed	Sect-2	Speed	Sect-3	Speed	Laptime Pit	lap	Sect-1	Speed	Sect-2	Speed	Sect-3	Speed	Laptime Pit
1	Out	98.3	1:24.152	112.6	30.299	82.7	2:44.355	4	49.570	112.8	1:19.149	115.9	30.390	83.7	2:39.109
2	53.417	102.6	1:20.453	114.1	30.331	78.2	2:44.201	5	50.950	111.1	1:19.861	115.7	30.692	80.2	2:41.503
3	50.824	112.4	1:20.694	115.3	30.123	81.1	2:41.641	6	55.408	111.7	1:21.389	113.4	32.091	77.3	2:48.888

35 Iain Rowley (10)								Assegai							
lap	Sect-1	Speed	Sect-2	Speed	Sect-3	Speed	Laptime Pit	lap	Sect-1	Speed	Sect-2	Speed	Sect-3	Speed	Laptime Pit
1	Out	93.7	1:25.990	115.7	31.495	82.1	2:48.481	4	48.568	111.5	1:20.255		30.255	86.3	2:39.078
2	51.493	111.7	1:19.085	120.5	29.978	83.1	2:40.556	5	49.658	115.5	1:17.571	120.1	30.452	86.7	2:37.681
3	48.513	114.9	1:17.874	121.4	31.143	84.0	2:37.530	6	48.074	119.8	1:24.066	73.8	In		2:56.662 P



**Session Start: 15:29:09 - Finish: 15:47:12**  
**Weather/Track Conditions: Cloud / Dry**  
**Circuit: Silverstone Historic Grand Prix**  
**Track Length: 5.857 Km - 3.6394 miles**

# Silverstone Classic - 28 - 30 Jul 2017

## Maserati Trophy For HGPCA Pre '66 Grand Prix Cars

### Qualifying for Race 8 - Sector Analysis

36 Erik Staes (10)								Lotus 18/21 P2							
lap	Sect-1	Speed	Sect-2	Speed	Sect-3	Speed	Laptime Pit	lap	Sect-1	Speed	Sect-2	Speed	Sect-3	Speed	Laptime Pit
1	Out	85.7	1:31.667	107.0	37.310	76.1	3:02.201	4	51.395	113.4	1:22.566	116.3	33.153	83.9	2:47.114
2	52.511	102.9	1:29.282	90.0	35.172	83.9	2:56.965	5	50.564	109.3	1:22.668	115.9	32.959	86.5	2:46.191
3	50.490	104.2	1:24.093	118.8	33.324	79.5	2:47.907	6	50.333	113.4	1:22.468	106.0	32.700	86.1	2:45.501

37 Charles Gillett (9)								Cooper T43							
lap	Sect-1	Speed	Sect-2	Speed	Sect-3	Speed	Laptime Pit	lap	Sect-1	Speed	Sect-2	Speed	Sect-3	Speed	Laptime Pit
1	Out	106.4	1:23.608	120.3	31.127	83.4	2:43.990	5	47.570	121.6	1:16.604	123.4	31.318	81.7	2:35.492
2	49.355	120.3	1:17.286	122.7	29.133	85.5	2:35.774	6	50.010	117.9	1:15.596	125.2	29.693	83.6	2:35.299
3	50.260	120.1	1:16.238	126.4	30.697	85.3	2:37.195	7	48.855	120.3	1:15.695	127.8	28.577	89.6	2:33.127
4	48.127	120.7	1:15.764	122.5	29.369	90.4	2:33.260	8							

38 Tony Best (7A)								Ferrari Dino BR01							
lap	Sect-1	Speed	Sect-2	Speed	Sect-3	Speed	Laptime Pit	lap	Sect-1	Speed	Sect-2	Speed	Sect-3	Speed	Laptime Pit
1	Out	117.1	1:19.313		30.107	87.2	2:36.983	5	48.341	122.7	1:16.926		29.752	89.1	2:35.019
2	50.662	113.4	1:17.986		31.629	83.9	2:40.277	6	49.947	116.5	1:18.285		29.483	90.2	2:37.715
3	49.412	114.3	1:19.069		29.514	85.8	2:37.995	7	51.159	116.9	1:18.842		30.764	82.4	2:40.765
4	48.580	118.4	1:19.564		29.865	86.1	2:38.009	8							

40 Tania Pilkington (9)								Cooper T43							
lap	Sect-1	Speed	Sect-2	Speed	Sect-3	Speed	Laptime Pit	lap	Sect-1	Speed	Sect-2	Speed	Sect-3	Speed	Laptime Pit
1	Out	90.9	1:32.419	110.9	32.101	83.0	2:59.496	4	50.585	113.2	1:21.458	115.3	30.405	86.5	2:42.448
2	52.545	112.0	1:23.614	110.9	33.071	81.1	2:49.230	5	50.718	112.6	1:20.041	116.5	30.093	86.3	2:40.852
3	51.847	110.9	1:22.221	118.1	31.016	83.1	2:45.084	6	53.759	108.2	1:22.413	118.1	31.445	81.0	2:47.617

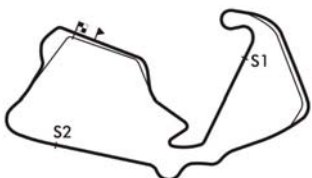
42 James Willis (9)								Cooper T45							
lap	Sect-1	Speed	Sect-2	Speed	Sect-3	Speed	Laptime Pit	lap	Sect-1	Speed	Sect-2	Speed	Sect-3	Speed	Laptime Pit
1	Out	97.3	1:23.258		32.598	87.6	2:45.962	5	48.834	116.7	1:16.124	126.4	29.276	88.3	2:34.234
2	51.150	111.1	1:18.393		30.763	87.2	2:40.306	6	48.299	114.9	1:19.106	123.8	29.945	84.7	2:37.350
3	48.867	113.2	1:19.514	125.4	29.953	89.6	2:38.334	7	51.566	114.3	1:17.828	126.1	29.351	89.0	2:38.745
4	49.639	115.5	1:17.967	124.5	29.720	86.8	2:37.326	8							

43 Robi Bernberg (7C)								Cooper T43							
lap	Sect-1	Speed	Sect-2	Speed	Sect-3	Speed	Laptime Pit	lap	Sect-1	Speed	Sect-2	Speed	Sect-3	Speed	Laptime Pit
1							2:40.381	4							2:37.171
2							2:37.575	5							2:38.046
3							2:38.193	6							

44 Andrew Beaumont (11)								Lotus 24 944							
lap	Sect-1	Speed	Sect-2	Speed	Sect-3	Speed	Laptime Pit	lap	Sect-1	Speed	Sect-2	Speed	Sect-3	Speed	Laptime Pit
1	Out	110.7	1:17.842	125.4	28.826	85.8	2:33.005	4	47.811	118.8	1:17.905	128.1	30.801	81.0	2:36.517
2	46.965	121.4	1:15.523	126.6	27.317	86.6	2:29.805	5	47.553	127.6	1:20.350	109.1	38.128	86.4	2:46.031
3	45.386	124.3	1:17.508	128.3	27.705	90.6	2:30.599	6	48.441	122.5	1:26.458	51.2	36.783	80.7	2:51.682

46 Harindra de Silva (11)								Lotus 24 946							
lap	Sect-1	Speed	Sect-2	Speed	Sect-3	Speed	Laptime Pit	lap	Sect-1	Speed	Sect-2	Speed	Sect-3	Speed	Laptime Pit
1	Out	100.5	1:20.425	118.6	30.424	86.4	2:40.469	4	48.872	117.3	1:18.869	124.0	30.027	82.1	2:37.768
2	51.253	114.1	1:18.523	123.6	31.498	87.3	2:41.274	5	48.676	110.4	1:20.832	123.4	30.180	86.9	2:39.688
3	49.369	120.1	1:22.287	125.4	32.926	79.8	2:44.582	6	50.528	104.7	1:20.196	123.1	30.566	82.5	2:41.290

47 Carlos Miguens (11)								Lotus 24 947							
lap	Sect-1	Speed	Sect-2	Speed	Sect-3	Speed	Laptime Pit	lap	Sect-1	Speed	Sect-2	Speed	Sect-3	Speed	Laptime Pit
1	Out	109.7	1:24.420	117.5	31.730	74.3	2:46.217	4	49.118	117.9	1:22.155	115.7	30.745	81.3	2:42.018
2	50.371	116.7	1:20.906	118.4	31.864	81.5	2:43.141	5	48.843	117.9	1:17.539	120.1	30.622	85.1	2:37.004
3	49.148	118.6	1:24.460	110.0	32.007	80.6	2:45.615	6	54.876	105.4	1:25.870	116.9	32.549	83.3	2:53.295



**Session Start: 15:29:09 - Finish: 15:47:12**  
**Weather/Track Conditions: Cloud / Dry**  
**Circuit: Silverstone Historic Grand Prix**  
**Track Length: 5.857 Km - 3.6394 miles**



# Silverstone Classic - 28 - 30 Jul 2017

## Maserati Trophy For HGPCA Pre '66 Grand Prix Cars

### Qualifying for Race 8 - Sector Analysis

50 Tony Smith (7B)								Cooper T51							
lap	Sect-1	Speed	Sect-2	Speed	Sect-3	Speed	Laptime Pit	lap	Sect-1	Speed	Sect-2	Speed	Sect-3	Speed	Laptime Pit
1	Out	89.2	1:27.995	119.6	34.942	82.0	2:55.437	5	49.763	122.5	1:20.672		32.785	80.5	2:43.220
2	53.316	107.5	1:22.159		33.214	83.8	2:48.689	6	57.403	97.7	1:23.937		33.173	66.6	2:54.513
3	50.274	107.5	1:24.575	127.6	32.815	78.3	2:47.664	7	55.421	112.6	1:21.118		31.797	79.9	2:48.336
4	50.483	118.8	1:20.823	127.8	32.797	84.0	2:44.103	8							

52 Tom Dark (7B)								Cooper T51							
lap	Sect-1	Speed	Sect-2	Speed	Sect-3	Speed	Laptime Pit	lap	Sect-1	Speed	Sect-2	Speed	Sect-3	Speed	Laptime Pit
1	Out	107.4	1:25.112	122.0	30.906	83.8	2:44.259	5	46.860	125.2	1:14.713	131.6	29.109	90.4	2:30.682
2	48.876	113.2	1:21.735	128.6	31.497	85.4	2:42.108	6	54.282	120.3	1:19.894	113.2	33.027	89.7	2:47.203
3	47.932	120.7	1:20.214	120.9	32.532	81.3	2:40.678	7	52.076	127.3	1:17.805	136.1	30.156	89.8	2:40.037
4	47.668	116.9	1:18.349		29.697	78.3	2:35.714	8							

53 Scotty Taylor (12)								Cooper T53							
lap	Sect-1	Speed	Sect-2	Speed	Sect-3	Speed	Laptime Pit	lap	Sect-1	Speed	Sect-2	Speed	Sect-3	Speed	Laptime Pit
1	Out	109.1	1:29.452	109.1	36.102	69.9	2:58.784	4	51.239	120.9	1:23.814		33.702	76.6	2:48.755
2	54.743	109.1	1:24.455		35.469	77.7	2:54.667	5	50.155	113.6	1:24.410		33.840	81.0	2:48.405
3	54.059	100.2	1:25.343		34.021	78.1	2:53.423	6	55.778	91.4	1:30.362		33.909	73.4	3:00.049

55 Fred Harper (8)								Kurtis Offenhauser							
lap	Sect-1	Speed	Sect-2	Speed	Sect-3	Speed	Laptime Pit	lap	Sect-1	Speed	Sect-2	Speed	Sect-3	Speed	Laptime Pit
1	Out	97.7	1:25.937		36.325	74.2	2:51.187	5	47.568	126.1	1:14.903		29.960	85.8	2:32.431
2	53.480	100.0	1:23.975		33.495	85.3	2:50.950	6	47.805	120.1	1:17.049		31.263	75.0	2:36.117
3	52.471	100.0	1:27.088		32.772	86.8	2:52.331	7	50.328	107.4	1:17.707		In		2:44.240 P
4	49.463	114.7	1:18.184		34.354	85.2	2:42.001	8							

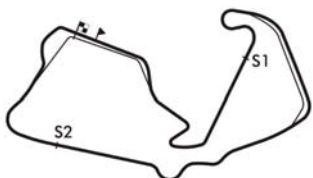
62 Chris Milner (11)								Lotus 24 P1							
lap	Sect-1	Speed	Sect-2	Speed	Sect-3	Speed	Laptime Pit	lap	Sect-1	Speed	Sect-2	Speed	Sect-3	Speed	Laptime Pit
1	Out	111.5	1:17.955	120.3	32.664	76.9	2:38.047	5	49.009	125.2	1:17.017	131.8	29.397	92.7	2:35.423
2	47.725	120.7	1:17.942	131.1	29.089	92.8	2:34.756	6	49.023	119.8	1:17.493	128.3	32.203	59.3	2:38.719
3	47.387	117.1	1:23.258	123.6	33.216	80.1	2:43.861	7	1:35.605	110.0	1:22.322	125.7	32.649	75.8	3:30.576
4	49.842	120.9	1:16.489	130.1	29.978	86.8	2:36.309	8							

66 Sid Hoole (11)								Cooper T66 F1							
lap	Sect-1	Speed	Sect-2	Speed	Sect-3	Speed	Laptime Pit	lap	Sect-1	Speed	Sect-2	Speed	Sect-3	Speed	Laptime Pit
1	Out	99.4	1:24.463	120.3	31.028	81.6	2:42.702	5	48.027	123.6	1:14.224	131.1	29.155	89.8	2:31.406
2	47.452	122.2	1:17.450	127.1	30.131	87.4	2:35.033	6	46.277	127.8	1:14.729	132.6	29.322	87.6	2:30.328
3	46.646	125.2	1:15.969	131.8	29.935	91.2	2:32.550	7	48.635	123.1	1:15.508	129.6	29.267	91.7	2:33.410
4	46.362	126.1	1:14.101	130.6	30.387	84.7	2:30.850	8							

70 Guy Plante (9)								Cooper T45							
lap	Sect-1	Speed	Sect-2	Speed	Sect-3	Speed	Laptime Pit	lap	Sect-1	Speed	Sect-2	Speed	Sect-3	Speed	Laptime Pit
1	Out	83.3	1:34.189		37.250	71.2	3:03.670	4	51.517	97.4	1:28.167		34.926	73.2	2:54.610
2	55.734	92.6	1:30.357		36.538	71.4	3:02.629	5	52.128	105.7	1:25.703		33.650	77.5	2:51.481
3	53.807	99.9	1:29.129		33.557	76.9	2:56.493	6	1:03.620	103.6	1:24.755		32.333	76.8	3:00.708

71 Alan Baillie (10)								Cooper T71/73							
lap	Sect-1	Speed	Sect-2	Speed	Sect-3	Speed	Laptime Pit	lap	Sect-1	Speed	Sect-2	Speed	Sect-3	Speed	Laptime Pit
1	Out	110.4	1:25.196	121.1	31.095	85.2	2:43.376	5	48.300	123.1	1:17.877	127.3	29.257	84.8	2:35.434
2	49.821	114.1	1:19.404	127.6	30.446	90.0	2:39.671	6	50.660	121.1	1:17.707	126.9	31.095	65.8	2:39.462
3	47.544	118.4	1:22.694	116.1	31.640	82.8	2:41.878	7	50.738	119.6	1:16.584	129.1	29.284	87.5	2:36.606
4	48.274	119.0	1:18.845	122.9	30.079	78.6	2:37.198	8							

72 Richard Smeeton (10)								LDS 007							
lap	Sect-1	Speed	Sect-2	Speed	Sect-3	Speed	Laptime Pit	lap	Sect-1	Speed	Sect-2	Speed	Sect-3	Speed	Laptime Pit
1	Out	104.0	1:27.922	111.8	33.587	81.4	2:50.290	5	48.300	116.1	1:19.916	113.0	30.494	88.0	2:38.710
2	49.834	116.9	1:21.551	109.8	30.790	84.5	2:42.175	6	50.218	112.2	1:21.631	115.3	29.873	86.8	2:41.722
3	49.850	115.1	1:19.871	117.3	30.141	87.2	2:39.862	7	50.327	111.1	1:21.066	114.5	31.929	70.7	2:43.322
4	48.703	115.7	1:22.049	108.6	30.406	87.5	2:41.158	8							



**Session Start: 15:29:09 - Finish: 15:47:12**  
**Weather/Track Conditions: Cloud / Dry**  
**Circuit: Silverstone Historic Grand Prix**  
**Track Length: 5.857 Km - 3.6394 miles**

# Silverstone Classic - 28 - 30 Jul 2017

## Maserati Trophy For HGPCA Pre '66 Grand Prix Cars

### Qualifying for Race 8 - Sector Analysis

77 Geraint Owen (8)								Kurtis 500C							
lap	Sect-1	Speed	Sect-2	Speed	Sect-3	Speed	Laptime Pit	lap	Sect-1	Speed	Sect-2	Speed	Sect-3	Speed	Laptime Pit
1	Out	97.3	1:27.057	108.1	35.685	75.8	2:52.300	4	49.230	107.5	1:19.313	102.8	34.381	88.2	2:42.924
2	53.863	99.4	1:23.752		33.971	77.7	2:51.586	5	47.261	119.8	1:15.070	135.3	29.549	89.7	2:31.880
3	52.372	100.0	1:25.227	120.7	33.971	84.2	2:51.570	6	51.469	96.0	1:22.909	130.8	In		2:52.019 P

80 Nick Taylor (10)								Lotus 18 914							
lap	Sect-1	Speed	Sect-2	Speed	Sect-3	Speed	Laptime Pit	lap	Sect-1	Speed	Sect-2	Speed	Sect-3	Speed	Laptime Pit
1	Out	105.2	1:19.793	116.1	30.147	88.9	2:37.303	5	47.275	122.2	1:15.794	118.8	30.267	90.7	2:33.336
2	52.359	108.1	1:17.763	117.1	31.551	89.7	2:41.673	6	47.255	119.6	1:18.345	122.2	30.291	91.9	2:35.891
3	50.058	115.3	1:23.202	120.1	31.234	80.1	2:44.494	7	50.306	121.1	1:17.687	122.7	28.592	90.8	2:36.585
4	49.268	119.2	1:16.628	120.9	29.786	85.5	2:35.682	8							

88 Bernardo Hartogs (10)								Lotus 18/21 916							
lap	Sect-1	Speed	Sect-2	Speed	Sect-3	Speed	Laptime Pit	lap	Sect-1	Speed	Sect-2	Speed	Sect-3	Speed	Laptime Pit
1	Out	94.0	1:26.753	115.3	34.345	75.8	2:53.075	4	49.947	110.4	1:21.409	119.8	30.536	84.4	2:41.892
2	52.926	104.2	1:23.628	115.5	32.351	78.3	2:48.905	5	50.445	108.8	1:19.533	121.1	30.186	84.3	2:40.164
3	51.808	104.4	1:23.049	118.6	31.915	78.9	2:46.772	6	57.635	99.0	1:18.585	122.9	29.777	83.5	2:45.997

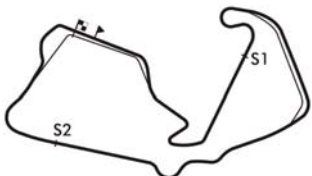
118 Sam Wilson (7B)								Lotus 18 372							
lap	Sect-1	Speed	Sect-2	Speed	Sect-3	Speed	Laptime Pit	lap	Sect-1	Speed	Sect-2	Speed	Sect-3	Speed	Laptime Pit
1	Out	115.3	1:16.223	132.6	27.325	93.9	2:27.305	5	43.376	134.8	1:10.690	131.8	25.967	99.0	2:20.033
2	43.969	131.3	1:10.105	137.5	26.939	82.8	2:21.013	6	44.212	126.9	1:11.715	125.7	28.073	96.7	2:24.000
3	44.424	134.2	1:10.019	137.2	25.688	97.8	2:20.131	7	44.832	114.9	1:20.143	132.9	In		2:39.418 P
4	43.666	129.1	1:12.382	137.0	27.577	89.8	2:23.625	8							

121 Dan Collins (10)								Lotus 21 933							
lap	Sect-1	Speed	Sect-2	Speed	Sect-3	Speed	Laptime Pit	lap	Sect-1	Speed	Sect-2	Speed	Sect-3	Speed	Laptime Pit
1	Out	110.9	1:18.082	124.5	29.457	85.5	2:33.150	4	Out	120.7	1:16.159	123.6	28.813	91.2	2:57.490 P
2	47.142	120.7	1:19.119	122.0	29.552	85.7	2:35.813	5	46.363	122.9	1:14.704	127.1	29.949	89.1	2:31.016
3	46.641	122.0	1:16.400	125.9	In		2:36.312 P	6	45.784	123.4	1:28.586	124.0	29.644	77.5	2:44.014

129 Paul Woolley (11)								Scirocco F1 63							
lap	Sect-1	Speed	Sect-2	Speed	Sect-3	Speed	Laptime Pit	lap	Sect-1	Speed	Sect-2	Speed	Sect-3	Speed	Laptime Pit
1	Out	96.7	1:24.436	110.7	31.268	87.6	2:46.176	4	47.515	111.8	1:17.971	119.6	29.468	78.3	2:34.954
2	48.553	107.5	1:18.291	119.4	30.778	88.3	2:37.622	5	48.285	111.1	1:17.494	120.7	28.652	89.4	2:34.431
3	1:28.798	96.8	1:19.406	117.5	29.671	84.3	3:17.875	6	57.734	100.6	1:18.479	117.3	29.599	90.6	2:45.812

151 Rob Hall (9)								Cooper T43/51							
lap	Sect-1	Speed	Sect-2	Speed	Sect-3	Speed	Laptime Pit	lap	Sect-1	Speed	Sect-2	Speed	Sect-3	Speed	Laptime Pit
1	Out	104.9	1:21.259		32.726	72.2	2:42.744	4	47.037	114.1	1:18.183		29.555	85.8	2:34.775
2	50.549	110.7	1:17.594		29.731	91.3	2:37.874	5	55.466	86.3	1:25.305		In		2:54.921 P
3	47.329	115.1	1:19.716		28.455	88.7	2:35.500	6							

248 Klaus Lehr (6)								Maserati 250F CM5							
lap	Sect-1	Speed	Sect-2	Speed	Sect-3	Speed	Laptime Pit	lap	Sect-1	Speed	Sect-2	Speed	Sect-3	Speed	Laptime Pit
1	Out	90.1	1:27.103	116.3	31.779	82.5	2:53.735	4	49.113	104.0	1:21.094	122.7	30.164	83.8	2:40.371
2	51.197	107.9	1:21.306	122.7	31.184	85.3	2:43.687	5	48.912	106.0	1:18.691	126.6	In		2:44.302 P
3	50.544	109.7	1:20.344	125.0	30.904	80.7	2:41.792	6	Out	112.0	1:33.324	118.6	31.704	86.6	3:32.798 P



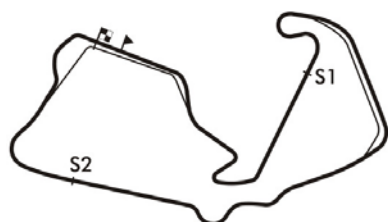
**Session Start: 15:29:09 - Finish: 15:47:12**  
**Weather/Track Conditions: Cloud / Dry**  
**Circuit: Silverstone Historic Grand Prix**  
**Track Length: 5.857 Km - 3.6394 miles**

# Silverstone Classic - 28 - 30 Jul 2017

## Maserati Trophy For HGPCA Pre '66 Grand Prix Cars

### Qualifying for Race 8 - Best Sector Times

SECTOR 1			SECTOR 2			SECTOR 3			IDEAL / BEST LAP COMPARISON						
NO	TIME	LAP	NO	TIME	LAP	NO	TIME	LAP	NO	NAME	BEST	IN	IDEAL	DIFF	
1	10	43.212	5	3	1:09.527	6	118	25.688	3	118	Sam Wilson	2:20.033	5	2:19.083	+0.950
2	118	43.376	5	118	1:10.019	3	10	26.600	7	10	William Nuthall	2:20.463	7	2:20.010	+0.453
3	3	43.633	6	10	1:10.198	7	3	27.283	5	3	Barry Cannell	2:21.858	6	2:20.443	+1.415
4	11	44.440	5	11	1:11.174	5	44	27.317	2	11	Jon Fairley	2:24.707	2	2:23.391	+1.316
5	2	45.188	5	2	1:12.844	7	29	27.732	7	2	Rod Jolley	2:25.882	7	2:25.773	+0.109
6	26	45.288	3	30	1:13.150	6	2	27.741	7	30	Julian Bronson	2:27.229	3	2:26.841	+0.388
7	44	45.386	3	29	1:13.306	7	26	27.763	5	17	Tony Wood	2:27.950	5	2:27.486	+0.464
8	30	45.526	3	17	1:13.843	5	11	27.777	3	29	Nick Fennell	2:28.224	6	2:26.861	+1.363
9	17	45.665	5	66	1:14.101	4	17	27.978	6	26	Joaquin Folch-Rusir	2:28.828	2	2:28.165	+0.663
10	121	45.784	6	12	1:14.381	3	30	28.165	3	44	Andrew Beaumont	2:29.805	2	2:28.226	+1.579
11	29	45.823	3	121	1:14.704	5	151	28.455	3	66	Sid Hoole	2:30.328	6	2:29.533	+0.795
12	14	46.109	5	52	1:14.713	5	37	28.577	7	52	Tom Dark	2:30.682	5	2:30.682	+0.000
13	66	46.277	6	55	1:14.903	5	80	28.592	7	12	Rudi Friedrichs	2:30.946	4	2:29.911	+1.035
14	12	46.400	4	77	1:15.070	5	129	28.652	5	121	Dan Collins	2:31.016	5	2:29.301	+1.715
15	20	46.594	5	26	1:15.114	2	121	28.813	4	14	Richard Wilson	2:31.500	4	2:30.469	+1.031
16	52	46.860	5	14	1:15.405	4	14	28.955	4	77	Geraint Owen	2:31.880	5	2:31.880	+0.000
17	151	47.037	4	44	1:15.523	2	62	29.089	2	55	Fred Harper	2:32.431	5	2:32.431	+0.000
18	28	47.055	3	37	1:15.596	6	52	29.109	5	37	Charles Gillett	2:33.127	7	2:31.743	+1.384
19	80	47.255	6	80	1:15.794	5	12	29.130	4	80	Nick Taylor	2:33.336	5	2:31.641	+1.695
20	77	47.261	5	42	1:16.124	5	66	29.155	5	20	Alex Morton	2:33.706	5	2:32.683	+1.023
21	62	47.387	3	62	1:16.489	4	71	29.257	5	42	James Willis	2:34.234	5	2:33.699	+0.535
22	129	47.515	4	71	1:16.584	7	42	29.276	5	129	Paul Woolley	2:34.431	5	2:33.661	+0.770
23	71	47.544	3	20	1:16.699	4	18	29.302	4	62	Chris Milner	2:34.756	2	2:32.965	+1.791
24	55	47.568	5	28	1:16.748	2	9	29.319	5	151	Rob Hall	2:34.775	4	2:33.086	+1.689
25	37	47.570	5	38	1:16.926	5	20	29.390	3	38	Tony Best	2:35.019	5	2:34.750	+0.269
26	9	47.595	3	9	1:17.274	5	19	29.424	4	28	Eddie McGuire	2:35.255	2	2:34.114	+1.141
27	27	47.782	4	129	1:17.494	5	27	29.462	4	71	Alan Baillie	2:35.434	5	2:33.385	+2.049
28	7	47.866	5	47	1:17.539	5	38	29.483	6	9	Mark Daniell	2:35.983	5	2:34.188	+1.795
29	35	48.074	6	35	1:17.571	5	77	29.549	5	27	Andrew Smith	2:36.172	5	2:35.121	+1.051
30	8	48.166	4	151	1:17.594	2	7	29.676	7	7	Paul Griffin	2:36.912	5	2:35.585	+1.327
31	21	48.268	4	27	1:17.877	3	33	29.758	4	21	Ian Nuthall	2:36.960	2	2:36.166	+0.794
32	42	48.299	6	8	1:17.908	5	88	29.777	6	47	Carlos Miguens	2:37.004	5	2:37.004	+0.000
33	72	48.300	5	7	1:18.043	6	21	29.830	3	43	Robi Bernberg	2:37.171	4		+
34	38	48.341	5	21	1:18.068	2	72	29.873	6	35	Iain Rowley	2:37.530	3	2:35.623	+1.907
35	46	48.676	5	46	1:18.523	2	55	29.960	5	46	Harindra de Silva	2:37.768	4	2:37.226	+0.542
36	19	48.705	3	88	1:18.585	6	35	29.978	2	16	Marc Valvekens	2:38.648	5	2:38.648	+0.000
37	47	48.843	5	248	1:18.691	5	16	29.991	5	72	Richard Smeeton	2:38.710	5	2:38.044	+0.666
38	248	48.912	5	18	1:18.844	5	46	30.027	4	25	Martin Halusa	2:38.873	4	2:38.873	+0.000
39	25	49.442	4	16	1:19.087	5	40	30.093	5	18	Nigel Batchelor	2:38.919	5	2:37.613	+1.306
40	18	49.467	4	25	1:19.116	4	34	30.123	3	8	Tony Ditheridge	2:38.932	3	2:36.270	+2.662
41	4	49.511	4	34	1:19.149	4	248	30.164	4	19	Paul Grant	2:38.951	5	2:37.600	+1.351
42	16	49.570	5	19	1:19.471	5	8	30.196	5	34	John Bussey	2:39.109	4	2:38.842	+0.267
43	34	49.570	4	72	1:19.871	3	28	30.311	2	88	Bernardo Hartogs	2:40.164	5	2:38.309	+1.855
44	50	49.763	5	40	1:20.041	5	25	30.315	4	248	Klaus Lehr	2:40.371	4	2:37.767	+2.604
45	33	49.833	4	33	1:20.438	5	47	30.622	5	40	Tania Pilkington	2:40.852	5	2:40.719	+0.133
46	88	49.947	4	50	1:20.672	5	4	30.716	2	33	Chris Phillips	2:40.874	4	2:40.029	+0.845
47	23	50.013	5	4	1:21.178	3	23	31.473	4	4	Steve Russell	2:42.796	3	2:41.405	+1.391



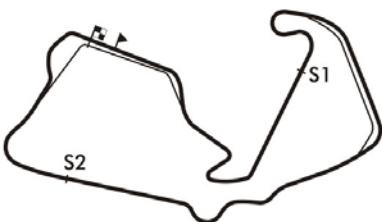
**Session Start: 15:29:09 - Finish: 15:47:12**  
**Weather/Track Conditions: Cloud / Dry**  
**Circuit: Silverstone Historic Grand Prix**  
**Track Length: 5.857 Km - 3.6394 miles**

# Silverstone Classic - 28 - 30 Jul 2017

## Maserati Trophy For HGPCA Pre '66 Grand Prix Cars

### Qualifying for Race 8 - Best Sector Times

48	53	50.155	5	1	1:21.322	5	50	31.797	7
49	36	50.333	6	36	1:22.468	6	1	31.798	2
50	40	50.585	4	23	1:23.457	4	70	32.333	6
51	1	50.872	3	53	1:23.814	4	36	32.700	6
52	70	51.517	4	70	1:24.755	6	53	33.702	4
53	5	56.363	5	5	1:29.552	4	5	35.737	6
54	6			6			6		
55	22			22			22		
56	43			43			43		



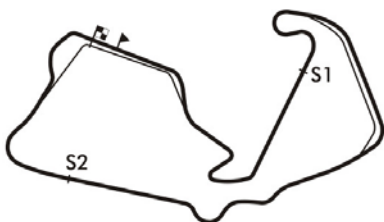
**Session Start: 15:29:09 - Finish: 15:47:12**  
**Weather/Track Conditions: Cloud / Dry**  
**Circuit: Silverstone Historic Grand Prix**  
**Track Length: 5.857 Km - 3.6394 miles**

# Silverstone Classic - 28 - 30 Jul 2017

## Maserati Trophy For HGPCA Pre '66 Grand Prix Cars

### Qualifying for Race 8 - Best Sector Times

50	Tony Smith	2:43.220	5	2:42.232	+0.988
23	Barry Wood	2:45.412	5	2:44.943	+0.469
36	Erik Staes	2:45.501	6	2:45.501	+0.000
1	Wolfgang Friedrichs	2:45.676	2	2:43.992	+1.684
53	Scotty Taylor	2:48.405	5	2:47.671	+0.734
70	Guy Plante	2:51.481	5	2:48.605	+2.876
5	Michel Baudin	3:04.352	6	3:01.652	+2.700



**Session Start: 15:29:09 - Finish: 15:47:12**  
**Weather/Track Conditions: Cloud / Dry**  
**Circuit: Silverstone Historic Grand Prix**  
**Track Length: 5.857 Km - 3.6394 miles**

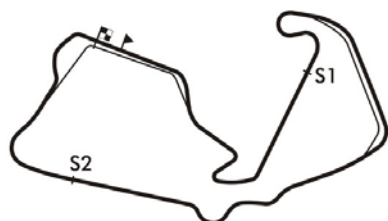


# Silverstone Classic - 28 - 30 Jul 2017

## Maserati Trophy For HGPCA Pre '66 Grand Prix Cars

### Qualifying for Race 8 - Best Sector Speeds

	NO	SECTOR 1	MPH	NO	SECTOR 2	MPH	NO	SECTOR 3	MPH
1	118	Sam Wilson	134.8	3	Barry Cannell	138.4	11	Jon Fairley	99.0
2	3	Barry Cannell	133.7	118	Sam Wilson	137.5	118	Sam Wilson	99.0
3	10	William Nuthall	133.2	10	William Nuthall	136.4	10	William Nuthall	97.7
4	11	Jon Fairley	130.6	52	Tom Dark	136.1	3	Barry Cannell	96.4
5	2	Rod Jolley	129.6	77	Geraint Owen	135.3	26	Joaquin Folch-Rusinol	95.1
6	26	Joaquin Folch-Rusinol	129.1	2	Rod Jolley	134.5	2	Rod Jolley	94.7
7	66	Sid Hoole	127.8	26	Joaquin Folch-Rusinol	134.2	14	Richard Wilson	93.7
8	44	Andrew Beaumont	127.6	66	Sid Hoole	132.6	29	Nick Fennell	93.3
9	17	Tony Wood	127.3	62	Chris Milner	131.8	62	Chris Milner	92.8
10	52	Tom Dark	127.3	29	Nick Fennell	131.1	9	Mark Daniell	92.1
11	14	Richard Wilson	126.1	7	Paul Griffin	129.1	80	Nick Taylor	91.9
12	55	Fred Harper	126.1	71	Alan Baillie	129.1	66	Sid Hoole	91.7
13	30	Julian Bronson	125.9	12	Rudi Friedrichs	128.3	12	Rudi Friedrichs	91.6
14	27	Andrew Smith	125.7	44	Andrew Beaumont	128.3	151	Rob Hall	91.3
15	29	Nick Fennell	125.2	37	Charles Gillett	127.8	121	Dan Collins	91.2
16	62	Chris Milner	125.2	50	Tony Smith	127.8	17	Tony Wood	91.1
17	28	Eddie McGuire	124.0	121	Dan Collins	127.1	27	Andrew Smith	90.9
18	121	Dan Collins	123.4	248	Klaus Lehr	126.6	44	Andrew Beaumont	90.6
19	71	Alan Baillie	123.1	42	James Willis	126.4	129	Paul Woolley	90.6
20	7	Paul Griffin	122.9	46	Harindra de Silva	125.4	37	Charles Gillett	90.4
21	38	Tony Best	122.7	25	Martin Halusa	123.4	52	Tom Dark	90.4
22	50	Tony Smith	122.5	20	Alex Morton	122.9	38	Tony Best	90.2
23	9	Mark Daniell	122.2	88	Bernardo Hartogs	122.9	71	Alan Baillie	90.0
24	80	Nick Taylor	122.2	80	Nick Taylor	122.7	77	Geraint Owen	89.7
25	37	Charles Gillett	121.6	35	Iain Rowley	121.4	42	James Willis	89.6
26	20	Alex Morton	121.1	129	Paul Woolley	120.7	30	Julian Bronson	89.4
27	53	Scotty Taylor	120.9	47	Carlos Miguens	120.1	7	Paul Griffin	88.9
28	46	Harindra de Silva	120.1	14	Richard Wilson	119.2	21	Ian Nuthall	88.3
29	35	Iain Rowley	119.8	36	Erik Staes	118.8	72	Richard Smeeton	88.0
30	77	Geraint Owen	119.8	18	Nigel Batchelor	118.6	18	Nigel Batchelor	87.8
31	47	Carlos Miguens	118.6	40	Tania Pilkington	118.1	25	Martin Halusa	87.6
32	8	Tony Ditheridge	118.1	16	Marc Valvekens	117.3	16	Marc Valvekens	87.3
33	72	Richard Smeeton	116.9	72	Richard Smeeton	117.3	20	Alex Morton	87.3
34	42	James Willis	116.7	21	Ian Nuthall	116.3	46	Harindra de Silva	87.3
35	151	Rob Hall	115.1	34	John Bussey	115.9	28	Eddie McGuire	86.8
36	16	Marc Valvekens	114.7	33	Chris Phillips	111.3	55	Fred Harper	86.8
37	21	Ian Nuthall	114.5	53	Scotty Taylor	109.1	35	Iain Rowley	86.7
38	4	Steve Russell	113.9	5	Michel Baudin	105.8	248	Klaus Lehr	86.6
39	19	Paul Grant	113.6	1	Wolfgang Friedrichs	0.0	19	Paul Grant	86.5
40	18	Nigel Batchelor	113.4	4	Steve Russell	0.0	36	Erik Staes	86.5



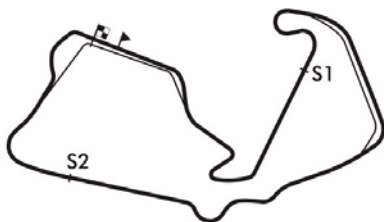
**Session Start: 15:29:09 - Finish: 15:47:12**  
**Weather/Track Conditions: Cloud / Dry**  
**Circuit: Silverstone Historic Grand Prix**  
**Track Length: 5.857 Km - 3.6394 miles**

# Silverstone Classic - 28 - 30 Jul 2017

## Maserati Trophy For HGPCA Pre '66 Grand Prix Cars

### Qualifying for Race 8 - Best Sector Speeds

41	36	Erik Staes	113.4	6	Helmut Gassmann	0.0	40	Tania Pilkington	86.5
42	40	Tania Pilkington	113.2	8	Tony Ditheridge	0.0	8	Tony Ditheridge	86.4
43	34	John Bussey	112.8	9	Mark Daniell	0.0	47	Carlos Miguens	85.1
44	12	Rudi Friedrichs	112.2	11	Jon Fairley	0.0	33	Chris Phillips	84.7
45	25	Martin Halusa	112.2	17	Tony Wood	0.0	88	Bernardo Hartogs	84.4
46	248	Klaus Lehr	112.0	19	Paul Grant	0.0	50	Tony Smith	84.0
47	129	Paul Woolley	111.8	22	Peter Horsman	0.0	34	John Bussey	83.7
48	1	Wolfgang Friedrichs	110.9	23	Barry Wood	0.0	23	Barry Wood	83.6
49	33	Chris Phillips	110.4	27	Andrew Smith	0.0	1	Wolfgang Friedrichs	83.5
50	88	Bernardo Hartogs	110.4	28	Eddie McGuire	0.0	4	Steve Russell	83.2
51	23	Barry Wood	109.7	30	Julian Bronson	0.0	53	Scotty Taylor	81.0
52	70	Guy Plante	105.7	38	Tony Best	0.0	5	Michel Baudin	79.0
53	5	Michel Baudin	101.2	43	Robi Bernberg	0.0	70	Guy Plante	77.5
54	6	Helmut Gassmann	0.0	55	Fred Harper	0.0	6	Helmut Gassmann	0.0
55	22	Peter Horsman	0.0	70	Guy Plante	0.0	22	Peter Horsman	0.0
56	43	Robi Bernberg	0.0	151	Rob Hall	0.0	43	Robi Bernberg	0.0



**Session Start: 15:29:09 - Finish: 15:47:12**  
**Weather/Track Conditions: Cloud / Dry**  
**Circuit: Silverstone Historic Grand Prix**  
**Track Length: 5.857 Km - 3.6394 miles**



## Silverstone Classic - 28 - 30 Jul 2017

### Maserati Trophy For HGPCA Pre '66 Grand Prix Cars

#### Race 8 - Starting Grid

Sheet No:

Start Time : 16:40 - Heat Duration : 20 Minutes

25	49	<b>70</b> Guy Plante	50	<b>5</b> Michel Baudin
24	47	<b>1</b> Wolfgang Friedrichs	48	<b>53</b> Scotty Taylor
23	45	<b>23</b> Barry Wood	46	<b>36</b> Erik Staes
22	43	<b>4</b> Steve Russell	44	<b>50</b> Tony Smith
21	41	<b>40</b> Tania Pilkington	42	<b>33</b> Chris Phillips
20	39	<b>88</b> Bernardo Hartogs	40	<b>248</b> Klaus Lehr
19	37	<b>19</b> Paul Grant	38	<b>34</b> John Bussey
18	35	<b>18</b> Nigel Batchelor	36	<b>8</b> Tony Ditheridge
17	33	<b>16</b> Marc Valvekens	34	<b>25</b> Martin Halusa
16	31	<b>35</b> Iain Rowley	32	<b>46</b> Harindra de Silva
15	29	<b>47</b> Carlos Miguens	30	<b>43</b> Robi Bernberg
14	27	<b>7</b> Paul Griffin	28	<b>21</b> Ian Nuthall
13	25	<b>71</b> Alan Baillie	26	<b>27</b> Andrew Smith
12	23	<b>38</b> Tony Best	24	<b>28</b> Eddie McGuire
11	21	<b>129</b> Paul Woolley	22	<b>62</b> Chris Milner
10	19	<b>20</b> Alex Morton	20	<b>42</b> James Willis
9	17	<b>37</b> Charles Gillett	18	<b>80</b> Nick Taylor

RESERVES: (1) 9, (2) 72, (3) 2, (4) 151

Circuit: Silverstone Historic Grand Prix  
Track Length: 5.857 Km - 3.6394 miles

These results are provisional until the conclusion of any judicial and technical matters.

Clerk of the Course:

Timekeeper:

Issued at:





## Silverstone Classic - 28 - 30 Jul 2017

### Maserati Trophy For HGPCA Pre '66 Grand Prix Cars

#### Race 8 - Starting Grid

Sheet No:

Start Time : 16:40 - Heat Duration : 20 Minutes

8	15	<b>77</b> Geraint Owen	16	<b>55</b> Fred Harper
7	13	<b>121</b> Dan Collins	14	<b>14</b> Richard Wilson
6	11	<b>52</b> Tom Dark	12	<b>12</b> Rudi Friedrichs
5	9	<b>44</b> Andrew Beaumont	10	<b>66</b> Sid Hoole
4	7	<b>29</b> Nick Fennell	8	<b>26</b> Joaquin Folch-Rusinol
3	5	<b>30</b> Julian Bronson	6	<b>17</b> Tony Wood
2	3	<b>3</b> Barry Cannell	4	<b>11</b> Jon Fairley
1	1	<b>118</b> Sam Wilson	2	<b>10</b> William Nuthall

ROW **Pole Right**

RESERVES: (1) 9, (2) 72, (3) 2, (4) 151

Circuit: Silverstone Historic Grand Prix  
Track Length: 5.857 Km - 3.6394 miles

These results are provisional until the conclusion of any judicial and technical matters.

Clerk of the Course:

Timekeeper:

Issued at:



## Silverstone Classic - 28 - 30 Jul 2017

### Group C Qualifying for Race 12 - Classification

Sheet No:

POS	NO	DRIVER/S	CLASS	CLASS POS	CAR MAKE / MODEL	TIME	ON	LAPS	GAP	DIFF	MPH
1	5	Steve Tandy	C1	1	Spice SE90 GTP	1:54.980	3	5			113.95
2	22	Mike Wrigley	C1	2	Spice SE89C	1:55.584	9	10	0.604	0.604	113.35
3	31	Kriton Lendoudis	C1	3	Mercedes C11	1:56.620	12	13	1.640	1.036	112.35
4	85	Tony Sinclair	C1	4	Spice SE90C	1:58.806	9	9	3.826	2.186	110.28
5	3	Shaun Lynn	C1	5	Jaguar XJR12	2:00.224	8	12	5.244	1.418	108.98
6	14	Tommy Dreelan	C1	6	Porsche 962	2:00.529	4	8	5.549	0.305	108.70
7	10	Kalff-Campagne	C3	1	Spice SE92	2:01.128	4	11	6.148	0.599	108.16
8	71	Georg Kjallgren	C1	7	Courage C26S	2:03.430	10	11	8.450	2.302	106.15
9	104	Philippe Scemama	C2	1	Spice SE89C	2:05.381	9	11	10.401	1.951	104.50
10	72	Peter Garrod	C3	2	Intrepid RM1	2:09.018	12	12	14.038	3.637	101.55
11	25	Frank Lyons	C3	3	Gebhardt C91	2:09.522	3	11	14.542	0.504	101.15
12	177	Neil Glover	C2	2	Ald C289	2:10.808	11	12	15.828	1.286	100.16
13	30	Lewis-Padmore	C1	8	Nissan NPTi90	2:12.627	10	11	17.647	1.819	98.79

Car 85 - transponder stopped working, please check.

Session Start: 16:46:59 - Finish: 17:14:02  
Weather/Track Conditions: Cloud / Dry  
Circuit: Silverstone Historic Grand Prix  
Track Length: 5.857 Km - 3.6394 miles

These results are provisional until the conclusion of any judicial and technical matters.

Clerk of the Course:

Timekeeper:

Issued at:

# Silverstone Classic - 28 - 30 Jul 2017

## Group C

### Qualifying for Race 12 - Sector Analysis

3 Shaun Lynn (C1)								Jaguar XJR12							
lap	Sect-1	Speed	Sect-2	Speed	Sect-3	Speed	Laptime Pit	lap	Sect-1	Speed	Sect-2	Speed	Sect-3	Speed	Laptime Pit
1	Out	120.3	1:08.091	153.9	24.955	111.8	2:18.159	7	38.775	152.5	1:02.735	157.9	22.796	113.9	2:04.306
2	40.456	146.8	1:01.467	156.8	22.896	114.9	2:04.819	8	38.390	152.5	59.276	161.3	22.558	113.9	2:00.224
3	38.475	149.8	1:01.391	160.2	23.302	116.3	2:03.168	9	38.154	153.9	1:00.631	160.2	23.106	116.1	2:01.891
4	59.864	144.9	1:03.266	141.0	23.847	114.5	2:26.977	10	38.765	153.2	1:00.612	154.6	22.359	118.4	2:01.736
5	38.782	148.8	1:00.920	160.2	22.778	117.1	2:02.480	11	38.146	152.2	59.757	160.5	23.067	115.1	2:00.970
6	39.083	149.8	59.362	161.3	22.544	118.1	2:00.989	12	38.388	152.9	1:00.171	157.2	23.079	118.8	2:01.638

5 Steve Tandy (C1)								Spice SE90 GTP							
lap	Sect-1	Speed	Sect-2	Speed	Sect-3	Speed	Laptime Pit	lap	Sect-1	Speed	Sect-2	Speed	Sect-3	Speed	Laptime Pit
1	Out	120.5	1:06.937	152.9	23.524	110.6	2:14.591	4	36.323	157.5	58.399	169.0	21.692	121.8	1:56.414
2	39.180	149.5	59.797	168.6	21.757	121.1	2:00.734	5	36.413	162.9	1:01.376	125.0	In		2:12.078 P
3	36.103	163.3	57.316	169.0	21.561	121.4	1:54.980	6							

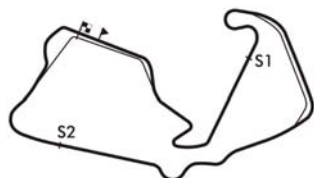
10 Kalff-Campagne (C3)								Spice SE92							
lap	Sect-1	Speed	Sect-2	Speed	Sect-3	Speed	Laptime Pit	lap	Sect-1	Speed	Sect-2	Speed	Sect-3	Speed	Laptime Pit
1	Out	124.0	1:05.876	164.5	25.427	109.7	2:13.471	7	44.367	122.5	1:07.794	154.6	32.039	84.4	2:24.200
2	38.913	145.6	1:00.783	169.0	23.423	115.7	2:03.119	8	45.752	136.1	1:06.224	151.8	26.788	95.5	2:18.764
3	39.093	146.8	1:00.268	166.5	23.098	113.0	2:02.459	9	42.028	132.4	1:07.200	143.1	28.119	95.1	2:17.347
4	37.951	153.6	59.874	170.8	23.303	115.7	2:01.128	10	42.577	135.6	1:05.741	152.5	26.901	98.4	2:15.219
5	39.241	148.1	1:03.319	162.9	In		2:15.212 P	11	42.860	137.5	1:05.892	157.5	26.718	96.8	2:15.470
6	Out	126.4	1:08.957	146.8	26.317	93.2	4:49.723 P	12							

14 Tommy Dreelan (C1)								Porsche 962							
lap	Sect-1	Speed	Sect-2	Speed	Sect-3	Speed	Laptime Pit	lap	Sect-1	Speed	Sect-2	Speed	Sect-3	Speed	Laptime Pit
1	Out	108.9	1:08.368	141.6	24.200	105.2	2:16.924	5	38.717	153.2	59.986	165.3	22.198	114.9	2:00.901
2	40.227	151.1	1:02.722	161.7	In		2:10.703 P	6	38.109	156.8	1:00.095	166.1	22.557	113.2	2:00.761
3	Out	151.5	1:02.870	163.3	22.452	116.3	3:41.964 P	7	38.993	156.8	1:00.528	162.5	22.592	113.2	2:02.113
4	38.477	155.3	59.811	165.3	22.241	115.5	2:00.529	8	41.873	148.8	1:10.724	132.4	In		2:25.308 P

22 Mike Wrigley (C1)								Spice SE89C							
lap	Sect-1	Speed	Sect-2	Speed	Sect-3	Speed	Laptime Pit	lap	Sect-1	Speed	Sect-2	Speed	Sect-3	Speed	Laptime Pit
1	Out	129.6	1:07.379	146.5	23.175	105.7	2:12.419	6	38.356	139.5	1:00.425	151.8	In		2:01.732 P
2	39.011	147.2	1:00.926	153.2	22.713	112.8	2:02.650	7	Out	137.0	1:03.019	146.5	22.468	118.4	7:56.478 P
3	37.774	148.1	1:00.491	153.2	22.167	117.9	2:00.432	8	36.979	150.5	57.803	155.0	20.874	120.9	1:55.656
4	37.396	149.8	59.540	151.8	21.815	114.7	1:58.751	9	36.961	151.8	57.878	154.6	20.745	116.7	1:55.584
5	37.502	149.1	59.838	150.5	21.466	115.7	1:58.806	10	38.461	146.5	59.112	153.6	22.624	117.5	2:00.197

25 Frank Lyons (C3)								Gebhardt C91							
lap	Sect-1	Speed	Sect-2	Speed	Sect-3	Speed	Laptime Pit	lap	Sect-1	Speed	Sect-2	Speed	Sect-3	Speed	Laptime Pit
1	Out	118.1	1:11.404		25.634	102.3	2:21.808	7	41.396	137.8	1:04.622		24.718	104.5	2:10.736
2	41.995	125.4	1:05.397		24.170	106.4	2:11.562	8	40.875	139.2	1:06.158		24.383	106.5	2:11.416
3	40.149	120.7	1:04.653	149.8	24.720	108.1	2:09.522	9	40.023	141.3	1:09.554		In		2:21.615 P
4	40.681	140.7	1:05.440	141.3	24.807	103.6	2:10.928	10	Out	134.2	1:06.186		24.423	102.9	3:50.081 P
5	40.021	145.9	1:08.162		26.004	104.4	2:14.187	11	41.025	142.8	1:04.422		24.323	106.2	2:09.770
6	41.615	138.9	1:05.635		24.673	106.5	2:11.923	12							

30 Lewis-Padmore (C1)								Nissan NPTi90							
lap	Sect-1	Speed	Sect-2	Speed	Sect-3	Speed	Laptime Pit	lap	Sect-1	Speed	Sect-2	Speed	Sect-3	Speed	Laptime Pit
1							2:16.598	7							2:15.038
2							2:14.843	8							2:14.861
3							2:17.194	9							2:32.829
4							2:13.885	10							2:12.627
5							2:12.942	11							2:13.220
6							2:17.060	12							



**Session Start: 16:46:59 - Finish: 17:14:02**  
**Weather/Track Conditions: Cloud / Dry**  
**Circuit: Silverstone Historic Grand Prix**  
**Track Length: 5.857 Km - 3.6394 miles**

# Silverstone Classic - 28 - 30 Jul 2017

## Group C

### Qualifying for Race 12 - Sector Analysis

31 Kriton Lendoudis (C1)								Mercedes C11							
lap	Sect-1	Speed	Sect-2	Speed	Sect-3	Speed	Laptime Pit	lap	Sect-1	Speed	Sect-2	Speed	Sect-3	Speed	Laptime Pit
1	Out	162.5	59.104	170.8	23.312	102.5	1:58.513	8	35.602	167.8	58.622	171.6	22.679	121.6	1:56.903
2	36.418	168.2	59.005	157.5	23.218	105.7	1:58.641	9	37.934	166.1	57.249	171.6	22.571	114.9	1:57.754
3	36.864	166.1	58.287	171.2	23.075	106.9	1:58.226	10	37.679	152.9	57.630	171.2	22.851	114.9	1:58.160
4	36.812	167.4	59.222	170.8	22.931	110.0	1:58.965	11	37.145	164.5	57.711	172.1	23.091	117.3	1:57.947
5	39.079	164.5	59.458	142.8	In		2:10.683 P	12	36.402	166.9	57.533	171.6	22.685	118.1	1:56.620
6	Out	162.1	57.793	172.5	24.508	89.4	3:56.686 P	13	36.161	168.2	57.287	172.1	23.318	112.2	1:56.766
7	40.233	167.8	58.300	171.2	22.530	118.1	2:01.063	14							

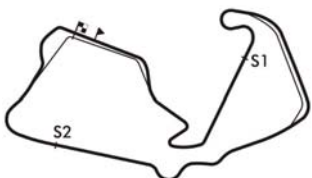
71 Georg Kjallgren (C1)								Courage C26S							
lap	Sect-1	Speed	Sect-2	Speed	Sect-3	Speed	Laptime Pit	lap	Sect-1	Speed	Sect-2	Speed	Sect-3	Speed	Laptime Pit
1	Out	116.1	1:09.618	146.8	26.575	104.2	2:18.377	7	39.194	150.5	1:04.895	155.7	In		2:15.624 P
2	41.878	135.8	1:05.231	152.2	24.855	107.7	2:11.964	8	Out	138.4	1:03.888		24.316	109.8	4:58.833 P
3	39.486	149.5	1:03.007	159.4	24.021	111.7	2:06.514	9	39.151	152.2	1:02.519	146.5	23.699	106.0	2:05.369
4	38.844	150.8	1:02.801		23.667	109.1	2:05.312	10	38.788	153.2	1:01.992	159.0	22.650	108.9	2:03.430
5	39.051	149.8	1:02.862	159.4	23.256	110.4	2:05.169	11	38.679	154.3	1:05.243	156.4	24.803	105.2	2:08.725
6	39.672	135.6	1:03.689	156.8	24.676	106.5	2:08.037	12							

72 Peter Garrod (C3)								Intrepid RM1							
lap	Sect-1	Speed	Sect-2	Speed	Sect-3	Speed	Laptime Pit	lap	Sect-1	Speed	Sect-2	Speed	Sect-3	Speed	Laptime Pit
1	Out	131.8	1:11.520	133.2	29.276	94.4	2:26.197	7	41.256	148.1	1:04.113	149.5	24.894	107.2	2:10.263
2	44.582	142.2	1:08.430	147.8	25.912	100.5	2:18.924	8	40.691	148.5	1:04.169	153.9	24.251	102.3	2:09.111
3	41.659	145.9	1:07.180	150.1	25.755	103.2	2:14.594	9	41.842	154.6	1:03.201	150.5	25.215	109.1	2:10.258
4	41.881	145.3	1:05.694	150.1	26.388	100.6	2:13.963	10	41.693	145.3	1:04.236	151.5	27.694	101.7	2:13.623
5	41.741	144.6	1:05.261	149.5	25.682	107.5	2:12.684	11	40.653	149.1	1:03.811	149.5	24.689	112.8	2:09.153
6	41.857	145.9	1:05.541	144.9	26.443	108.6	2:13.841	12	39.892	153.9	1:04.041	150.8	25.085	111.3	2:09.018

85 Tony Sinclair (C1)								Spice SE90C							
lap	Sect-1	Speed	Sect-2	Speed	Sect-3	Speed	Laptime Pit	lap	Sect-1	Speed	Sect-2	Speed	Sect-3	Speed	Laptime Pit
1	Out	131.3	1:06.250	153.9	24.167	108.6	2:12.162	6			In		In		8:27.323 P
2	38.826	148.5	1:00.617	160.5	22.189	114.9	2:01.632	7							2:02.132
3	37.597	148.1	59.714	159.8	22.245	115.9	1:59.556	8							1:59.595
4	37.859	148.5					2:01.265	9							1:58.806
5							2:00.230	10							

104 Philippe Scemama (C2)								Spice SE89C							
lap	Sect-1	Speed	Sect-2	Speed	Sect-3	Speed	Laptime Pit	lap	Sect-1	Speed	Sect-2	Speed	Sect-3	Speed	Laptime Pit
1	Out	111.5	1:13.034		26.771	101.7	2:24.582	7	39.144	144.9	1:04.912		26.770	95.2	2:10.826
2	39.823	144.9	1:04.389		24.272	108.4	2:08.484	8	40.469	124.5	1:02.575		24.195	112.6	2:07.239
3	38.646	152.2	1:02.955		24.128	102.5	2:05.729	9	38.742	138.1	1:02.458		24.181	111.8	2:05.381
4	40.883	141.9	1:02.468		23.671	112.6	2:07.022	10	38.445	144.6	1:03.836		24.905	105.5	2:07.186
5	38.749	149.1	1:25.715		In		2:36.849 P	11	38.740	152.2	1:03.307		24.214	114.5	2:06.261
6	Out	137.0	1:07.525		27.804	106.0	4:44.948 P	12							

177 Neil Glover (C2)								Ald C289							
lap	Sect-1	Speed	Sect-2	Speed	Sect-3	Speed	Laptime Pit	lap	Sect-1	Speed	Sect-2	Speed	Sect-3	Speed	Laptime Pit
1	Out	84.0	1:20.813		28.165	95.5	2:38.186	7	44.900	133.4	1:09.269		25.343	102.9	2:19.512
2	44.153	120.7	1:11.453		27.200	95.9	2:22.806	8	41.448	137.2	1:05.967		24.814	107.7	2:12.229
3	43.146	133.7	1:07.830		26.236	100.9	2:17.212	9	41.358	138.9	1:05.362		24.711	106.5	2:11.431
4	42.048	138.7	1:06.814		25.920	100.9	2:14.782	10	41.271	138.7	1:05.568		24.842	102.6	2:11.681
5	41.585	136.4	1:06.508		25.106	103.7	2:13.199	11	41.771	136.1	1:04.246		24.791	104.9	2:10.808
6	44.944	129.8	1:08.749		26.074	104.4	2:19.767	12	43.140	134.5	1:09.793		26.778	105.4	2:19.711



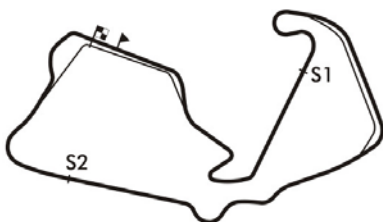
**Session Start: 16:46:59 - Finish: 17:14:02**  
**Weather/Track Conditions: Cloud / Dry**  
**Circuit: Silverstone Historic Grand Prix**  
**Track Length: 5.857 Km - 3.6394 miles**

# Silverstone Classic - 28 - 30 Jul 2017

## Group C

### Qualifying for Race 12 - Best Sector Times

	SECTOR 1			SECTOR 2			SECTOR 3			IDEAL / BEST LAP COMPARISON					
	NO	TIME	LAP	NO	TIME	LAP	NO	TIME	LAP	NO	NAME	BEST	IN	IDEAL	DIFF
1	31	35.602	8	31	57.249	9	22	20.745	9	5	Steve Tandy	1:54.980	3	1:54.980	+0.000
2	5	36.103	3	5	57.316	3	5	21.561	3	22	Mike Wrigley	1:55.584	9	1:55.509	+0.075
3	22	36.961	9	22	57.803	8	85	22.189	2	31	Kriton Lendoudis	1:56.620	12	1:55.381	+1.239
4	85	37.597	3	3	59.276	8	14	22.198	5	85	Tony Sinclair	1:58.806	9	1:59.500	+0.694
5	10	37.951	4	85	59.714	3	3	22.359	10	3	Shaun Lynn	2:00.224	8	1:59.781	+0.443
6	14	38.109	6	14	59.811	4	31	22.530	7	14	Tommy Dreelan	2:00.529	4	2:00.118	+0.411
7	3	38.146	11	10	59.874	4	71	22.650	10	10	Kalff-Campagne	2:01.128	4	2:00.923	+0.205
8	104	38.445	10	71	1:01.992	10	10	23.098	3	71	Georg Kjallgren	2:03.430	10	2:03.321	+0.109
9	71	38.679	11	104	1:02.458	9	104	23.671	4	104	Philippe Scemama	2:05.381	9	2:04.574	+0.807
10	72	39.892	12	72	1:03.201	9	25	24.170	2	72	Peter Garrod	2:09.018	12	2:07.344	+1.674
11	25	40.021	5	177	1:04.246	11	72	24.251	8	25	Frank Lyons	2:09.522	3	2:08.613	+0.909
12	177	41.271	10	25	1:04.422	11	177	24.711	9	177	Neil Glover	2:10.808	11	2:10.228	+0.580
13	30			30			30			30	Lewis-Padmore	2:12.627	10		+
14	106			106			106								



**Session Start: 16:46:59 - Finish: 17:14:02**  
**Weather/Track Conditions: Cloud / Dry**  
**Circuit: Silverstone Historic Grand Prix**  
**Track Length: 5.857 Km - 3.6394 miles**

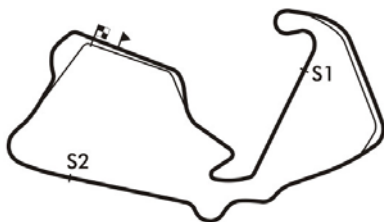


# Silverstone Classic - 28 - 30 Jul 2017

## Group C

### Qualifying for Race 12 - Best Sector Speeds

	NO	SECTOR 1	MPH	NO	SECTOR 2	MPH	NO	SECTOR 3	MPH
1	31	Kriton Lendoudis	168.2	31	Kriton Lendoudis	172.5	5	Steve Tandy	121.8
2	5	Steve Tandy	163.3	10	Kalff-Campagne	170.8	31	Kriton Lendoudis	121.6
3	14	Tommy Dreelan	156.8	5	Steve Tandy	169.0	22	Mike Wrigley	120.9
4	72	Peter Garrod	154.6	14	Tommy Dreelan	166.1	3	Shaun Lynn	118.8
5	71	Georg Kjallgren	154.3	3	Shaun Lynn	161.3	14	Tommy Dreelan	116.3
6	3	Shaun Lynn	153.9	85	Tony Sinclair	160.5	85	Tony Sinclair	115.9
7	10	Kalff-Campagne	153.6	71	Georg Kjallgren	159.4	10	Kalff-Campagne	115.7
8	104	Philippe Scemama	152.2	22	Mike Wrigley	155.0	104	Philippe Scemama	114.5
9	22	Mike Wrigley	151.8	72	Peter Garrod	153.9	72	Peter Garrod	112.8
10	85	Tony Sinclair	148.5	25	Frank Lyons	149.8	71	Georg Kjallgren	111.7
11	25	Frank Lyons	145.9	30	Lewis-Padmore	0.0	25	Frank Lyons	108.1
12	177	Neil Glover	138.9	104	Philippe Scemama	0.0	177	Neil Glover	107.7
13	30	Lewis-Padmore	0.0	106	Laurent Fort	0.0	30	Lewis-Padmore	0.0
14	106	Laurent Fort	0.0	177	Neil Glover	0.0	106	Laurent Fort	0.0



**Session Start: 16:46:59 - Finish: 17:14:02**  
**Weather/Track Conditions: Cloud / Dry**  
**Circuit: Silverstone Historic Grand Prix**  
**Track Length: 5.857 Km - 3.6394 miles**



Silverstone Classic - 28 - 30 Jul 2017

Group C

Race 12 - Starting Grid

Sheet No:

Start Time : 20:30 - Heat Duration : 30 Minutes

7	13	<b>30</b> Lewis-Padmore	
6	11	<b>25</b> Frank Lyons	12 <b>177</b> Neil Glover
5	9	<b>104</b> Philippe Scemama	10 <b>72</b> Peter Garrod
4	7	<b>10</b> Kalff-Campagne	8 <b>71</b> Georg Kjallgren
3	5	<b>3</b> Shaun Lynn	6 <b>14</b> Tommy Dreelan
2	3	<b>31</b> Kriton Lendoudis	4 <b>85</b> Tony Sinclair
1	1	<b>5</b> Steve Tandy	2 <b>22</b> Mike Wrigley
ROW		<b>Pole Right</b>	

Circuit: Silverstone Historic Grand Prix  
Track Length: 5.857 Km - 3.6394 miles

These results are provisional until the conclusion of any judicial and technical matters.

Clerk of the Course:

Timekeeper:

Issued at:



**Silverstone Classic - 28 - 30 Jul 2017**

**Group C**

**Race 21 - Starting Grid**

Sheet No:

Start Time : 16:50 - Heat Duration : 30 Minutes

6	11	30	Roland Lewis			
5	9	25	Frank Lyons	10	177	Neil Glover
4	7	104	Philippe Scemama	8	72	Peter Garrod
3	5	10	Allard Kalff	6	71	Georg Kjallgren
2	3	85	Tony Sinclair	4	14	Tommy Dreelan
1	1	5	Steve Tandy	2	31	Kriton Lendoudis
ROW	Pole Right					

Cars 3 & 22 withdrawn.

Circuit: Silverstone Historic Grand Prix  
Track Length: 5.857 Km - 3.6394 miles

These results are provisional until the conclusion of any judicial and technical matters.

Clerk of the Course:

Timekeeper:

Issued at:





## Silverstone Classic - 28 - 30 Jul 2017

### FIA Masters Historic Formula One Qualifying for Race 7 - Provisional Classification

Sheet No:

POS	NO	DRIVER/S	NAT	CLASS	CLASS POS	CAR MAKE / MODEL	TIME	ON	LAPS	GAP	DIFF	MPH
1	84	Jonathan Kennard		INV	1	Arrows A3	1:50.598	9	10			118.46
2	50	Michael Lyons		HEA	1	Williams FW07B	1:51.155	3	5	0.557	0.557	117.87
3	1	Nick Padmore		HEA	2	Williams FW07C	1:51.213	9	10	0.615	0.058	117.81
4	13	Andy Wolfe		HEA	3	Tyrrell O11	1:52.249	6	6	1.651	1.036	116.72
5	27	Mike Wrigley		HEA	4	Williams FW07D	1:53.639	9	9	3.041	1.390	115.29
6	44	Martin Stretton		LAU	1	Tyrrell 012	1:54.415	2	8	3.817	0.776	114.51
7	14	Simon Fish		HEA	5	Ensign N180	1:55.071	2	9	4.473	0.656	113.86
8	31	Steve Hartley		HEA	6	Arrows A4	1:55.404	5	9	4.806	0.333	113.53
9	5	Gregory Thornton		FIT	1	Lotus 77	1:55.793	4	5	5.195	0.389	113.15
10	74	Mike Cantillon		HEA	7	Williams FW07	1:56.108	6	8	5.510	0.315	112.84
11	4	Joaquin Folch-Rusinol		HEA	8	Brabham BT49C	1:56.294	6	10	5.696	0.186	112.66
12	56	Max Smith-Hilliard		FIT	2	Fittipaldi F5A	1:57.101	6	6	6.503	0.807	111.88
13	72	Mark Hazell		HEA	9	Williams FW07B	1:57.983	5	9	7.385	0.882	111.05
14	97	Jamie Constable		FIT	3	Shadow DN8	1:58.671	2	9	8.073	0.688	110.40
15	12	Steve Brooks		HEA	10	Lotus 81	1:58.694	9	9	8.096	0.023	110.38
16	2	Katsuaki Kubota		LAU	2	Tyrrell O12	1:59.767	5	7	9.169	1.073	109.39
17	66	Tommy Dreelan		HEA	11	Williams FW08	2:00.039	5	8	9.441	0.272	109.15
18	55	David Shaw		STE	1	March 721	2:00.563	4	9	9.965	0.524	108.67
19	75	Gregor Fisker		FIT	4	Shadow DN5	2:00.850	7	8	10.252	0.287	108.41
20	30	David Abbott		HEA	12	Arrows A4	2:00.895	6	9	10.297	0.045	108.37
21	49	Neil Glover		HEA	13	Arrows A5	2:01.003	6	9	10.405	0.108	108.28
22	61	Jason Wright		FIT	5	Shadow DN8	2:01.150	7	9	10.552	0.147	108.14
23	3	Ian Simmonds		LAU	3	Tyrrell O12	2:03.337	4	4	12.739	2.187	106.23
24	81	Zak Brown		HEA	14	Williams FW07	2:04.073	7	9	13.475	0.736	105.60
25	77	Mark Higson		FIT	6	March 761	2:05.366	2	3	14.768	1.293	104.51
26	22	James Hagan		FIT	7	Hesketh 308/1	2:05.571	5	7	14.973	0.205	104.34
27	32	Philip Hall		FIT	8	Theodore TR1	2:05.669	2	3	15.071	0.098	104.26
28	111	Philippe Scemama		STE	2	Surtees TS9B	2:11.607	4	9	21.009	5.938	99.55
29	33	John Delane		STE	3	Tyrrell 001	2:12.004	6	8	21.406	0.397	99.25
30	19	Chris Perkins		FIT	9	Surtees TS16	2:12.256	4	6	21.658	0.252	99.06
31	15	Michel Baudoin		FIT	10	Hesketh 308E	2:13.845	3	9	23.247	1.589	97.89

Cars 55, 56 & 74 require working transponders  
Cars 13 & 22 - transponder working intermittently, please check position.

Session Start: 14:14:49 - Finish: 14:34:53  
Weather/Track Conditions: Cloud / Dry  
Circuit: Silverstone Historic Grand Prix  
Track Length: 5.857 Km - 3.6394 miles

These results are provisional until the conclusion of any judicial and technical matters.

FIA Race Director: Richard Cuene-Grandidier

Chief Timekeeper: Nick Palmer

Issued at:



## Silverstone Classic - 28 - 30 Jul 2017

### FIA Masters Historic Formula One Qualifying for Race 7 - Final Classification

Sheet No:

POS	NO	DRIVER/S	NAT	CLASS	CLASS POS	CAR MAKE / MODEL	TIME	ON	LAPS	GAP	DIFF	MPH
1	84	Jonathan Kennard		INV	1	Arrows A3	1:50.598	9	10			118.46
2	50	Michael Lyons		HEA	1	Williams FW07B	1:51.155	3	5	0.557	0.557	117.87
3	1	Nck Padmore		HEA	2	Williams FW07C	1:51.213	9	10	0.615	0.058	117.81
4	13	Andy Wolfe		HEA	3	Tyrrell O11	1:52.249	6	6	1.651	1.036	116.72
5	27	Mike Wrigley		HEA	4	Williams FW07D	1:53.639	9	9	3.041	1.390	115.29
6	44	Martin Stretton		LAU	1	Tyrrell O12	1:54.415	2	8	3.817	0.776	114.51
7	14	Simon Fish		HEA	5	Ensign N180	1:55.071	2	9	4.473	0.656	113.86
8	31	Steve Hartley		HEA	6	Arrows A4	1:55.404	5	9	4.806	0.333	113.53
9	5	Gregory Thornton		FIT	1	Lotus 77	1:55.793	4	5	5.195	0.389	113.15
10	74	Mike Cantillon		HEA	7	Williams FW07	1:56.108	6	8	5.510	0.315	112.84
11	4	Joaquin Folch-Rusinol		HEA	8	Brabham BT49C	1:56.294	6	10	5.696	0.186	112.66
12	56	Max Smith-Hilliard		FIT	2	Fittipaldi F5A	1:57.101	6	6	6.503	0.807	111.88
13	72	Mark Hazell		HEA	9	Williams FW07B	1:57.983	5	9	7.385	0.882	111.05
14	97	Jamie Constable		FIT	3	Shadow DN8	1:58.671	2	9	8.073	0.688	110.40
15	12	Steve Brooks		HEA	10	Lotus 81	1:58.694	9	9	8.096	0.023	110.38
16	2	Katsuaki Kubota		LAU	2	Tyrrell O12	1:59.767	5	7	9.169	1.073	109.39
17	66	Tommy Dreelan		HEA	11	Williams FW08	2:00.039	5	8	9.441	0.272	109.15
18	55	David Shaw		STE	1	March 721	2:00.563	4	9	9.965	0.524	108.67
19	75	Gregor Fisker		FIT	4	Shadow DN5	2:00.850	7	8	10.252	0.287	108.41
20	30	David Abbott		HEA	12	Arrows A4	2:00.895	6	9	10.297	0.045	108.37
21	49	Neil Glover		HEA	13	Arrows A5	2:01.003	6	9	10.405	0.108	108.28
22	61	Jason Wright		FIT	5	Shadow DN8	2:01.150	7	9	10.552	0.147	108.14
23	3	Ian Simmonds		LAU	3	Tyrrell O12	2:03.337	4	4	12.739	2.187	106.23
24	81	Zak Brown		HEA	14	Williams FW07	2:04.073	7	9	13.475	0.736	105.60
25	77	Mark Higson		FIT	6	March 761	2:05.366	2	3	14.768	1.293	104.51
26	32	Philip Hall		FIT	7	Theodore TR1	2:05.669	2	3	15.071	0.303	104.26
27	111	Philippe Scemama		STE	2	Surtees TS9B	2:11.607	4	9	21.009	5.938	99.55
28	33	John Delane		STE	3	Tyrrell OO1	2:12.004	6	8	21.406	0.397	99.25
29	19	Chris Perkins		FIT	8	Surtees TS16	2:12.256	4	6	21.658	0.252	99.06
30	15	Michel Baudoin		FIT	9	Hesketh 308E	2:13.845	3	9	23.247	1.589	97.89

Car 22 - all qualifying times disallowed, Stewards Decision No: 02 refers.

*Session Start: 14:14:49 - Finish: 14:34:53  
Weather/Track Conditions: Cloud / Dry  
Circuit: Silverstone Historic Grand Prix  
Track Length: 5.857 Km - 3.6394 miles*

Chief Steward: John Naylor	Steward: Alex Sinclair	Steward: Rod Parkin
----------------------------	------------------------	---------------------

# Silverstone Classic - 28 - 30 Jul 2017

## FIA Masters Historic Formula One Qualifying for Race 7 - Sector Analysis

1 Nick Padmore (HEA)								Williams FW07C							
lap	Sect-1	Speed	Sect-2	Speed	Sect-3	Speed	Laptime Pit	lap	Sect-1	Speed	Sect-2	Speed	Sect-3	Speed	Laptime Pit
1	Out	135.3	1:05.014	133.2	23.228	113.4	2:08.811	6	39.003	144.6	1:04.796	147.5	21.519	105.4	2:05.318
2	39.803	135.0	1:02.029	122.7	22.525	122.2	2:04.357	7	39.232	143.4	1:02.990	113.0	22.461	121.1	2:04.683
3	35.122	152.9	56.151	152.2	20.320	124.3	1:51.593	8	34.993	153.9	56.670	152.5	21.504	120.3	1:53.167
4	37.239	148.5	58.099	152.9	21.163	121.6	1:56.501	9	34.866	154.6	56.302	154.3	20.045	122.7	1:51.213
5	35.130	153.9	56.146	154.3	20.440	122.2	1:51.716	10	38.306	143.4	1:04.299	142.5	In		2:14.185 P

2 Katsuaki Kubota (LAU)								Tyrrell O12							
lap	Sect-1	Speed	Sect-2	Speed	Sect-3	Speed	Laptime Pit	lap	Sect-1	Speed	Sect-2	Speed	Sect-3	Speed	Laptime Pit
1	Out	123.1	1:08.770		In		2:27.918 P	5	37.396	150.8	1:00.089		22.282	110.0	1:59.767
2	Out	148.1	1:02.131		23.103	113.9	3:30.646 P	6	36.701	150.5	1:00.669		22.953	110.2	2:00.323
3	37.495	149.5	1:00.688		In		2:14.046 P	7	36.677	149.8	59.981	152.5	In		2:03.240 P
4	Out	147.8	1:02.031		23.906	113.6	3:24.497 P	8							

3 Ian Simmonds (LAU)								Tyrrell O12							
lap	Sect-1	Speed	Sect-2	Speed	Sect-3	Speed	Laptime Pit	lap	Sect-1	Speed	Sect-2	Speed	Sect-3	Speed	Laptime Pit
1	Out	122.7	1:08.462		26.120	101.7	2:25.135	3	39.454	150.5	1:00.983		23.302	111.7	2:03.739
2	41.930	147.2	1:02.486		26.275	103.7	2:10.691	4	38.120	150.5	1:00.407		24.810	108.9	2:03.337

4 Joaquin Folch-Rusinol (HEA)								Brabham BT49C							
lap	Sect-1	Speed	Sect-2	Speed	Sect-3	Speed	Laptime Pit	lap	Sect-1	Speed	Sect-2	Speed	Sect-3	Speed	Laptime Pit
1	Out	122.2	1:05.899	153.2	23.581	111.1	2:13.451	6	36.327	156.8	57.423	156.8	22.544	117.7	1:56.294
2	37.562	152.9	59.839	156.4	22.898	114.3	2:00.299	7	36.087	155.0	58.628	157.5	22.938	116.1	1:57.653
3	35.995	156.1	58.972	157.5	21.666	122.2	1:56.633	8	36.151	157.5	58.854	156.4	22.189	116.3	1:57.194
4	36.268	156.1	57.639	159.8	22.862	115.5	1:56.769	9	36.481	156.8	1:00.058	158.3	22.115	120.1	1:58.654
5	36.914	155.7	58.821	157.2	22.026	119.6	1:57.761	10	36.158	149.8	59.288	157.2	21.956	117.5	1:57.402

5 Gregory Thornton (FIT)								Lotus 77							
lap	Sect-1	Speed	Sect-2	Speed	Sect-3	Speed	Laptime Pit	lap	Sect-1	Speed	Sect-2	Speed	Sect-3	Speed	Laptime Pit
1	Out	130.8	1:03.713		22.995	111.1	2:05.406	4	36.058	154.3	58.120		21.615	115.9	1:55.793
2	36.945	153.6	58.660		21.778	113.9	1:57.383	5	37.862	146.8	59.738		In		2:06.242 P
3	36.249	155.3	59.051		21.434	116.9	1:56.734	6							

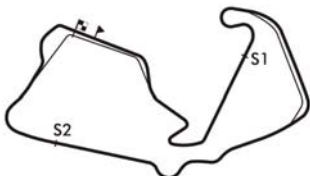
12 Steve Brooks (HEA)								Lotus 81							
lap	Sect-1	Speed	Sect-2	Speed	Sect-3	Speed	Laptime Pit	lap	Sect-1	Speed	Sect-2	Speed	Sect-3	Speed	Laptime Pit
1	Out	117.3	1:07.620		25.383	112.2	2:16.665	6	39.118	140.4	1:01.637		In		2:13.763 P
2	38.599	147.2	1:02.113		23.826	117.7	2:04.538	7	Out	143.1	1:02.239		23.500	107.7	4:17.093 P
3	39.344	149.5	59.565		22.444	113.4	2:01.353	8	38.183	147.2	1:01.407		22.235	121.4	2:01.825
4	37.651	149.1	1:00.332		23.652	114.9	2:01.635	9	37.373	148.8	58.931		22.390	121.1	1:58.694
5	37.332	148.5	1:00.754		22.276	112.0	2:00.362	10							

13 Andy Wolfe (HEA)								Tyrrell O11							
lap	Sect-1	Speed	Sect-2	Speed	Sect-3	Speed	Laptime Pit	lap	Sect-1	Speed	Sect-2	Speed	Sect-3	Speed	Laptime Pit
1	Out	114.7	1:03.085		23.123	113.4	2:07.791	4	36.802	148.8	1:04.437		In		2:12.746 P
2	37.996	151.8	1:00.359		22.756	118.6	2:01.111	5			In		In		5:03.483 P
3	35.342	155.7	56.796		20.944	120.7	1:53.082	6							1:52.249

14 Simon Fish (HEA)								Ensign N180							
lap	Sect-1	Speed	Sect-2	Speed	Sect-3	Speed	Laptime Pit	lap	Sect-1	Speed	Sect-2	Speed	Sect-3	Speed	Laptime Pit
1	Out	132.4	1:03.131	150.5	22.973	118.8	2:06.962	6	37.838	153.2	1:01.038	151.1	21.855	116.9	2:00.731
2	36.070	154.3	57.625	153.9	21.376	116.1	1:55.071	7	36.370	153.9	58.107	156.8	21.471	114.3	1:55.948
3	36.172	155.3	57.585	154.3	21.471	113.7	1:55.228	8	36.063	154.6	57.767	155.0	21.251	115.3	1:55.081
4	36.210	154.6	58.066	155.0	In		2:03.807 P	9	36.041	154.6	59.166	154.6	23.306	114.5	1:58.513
5	Out	152.2	59.685	153.6	22.176	112.2	5:48.207 P	10							



**Session Start: 14:14:49 - Finish: 14:34:53**  
**Weather/Track Conditions: Cloud / Dry**  
**Circuit: Silverstone Historic Grand Prix**  
**Track Length: 5.857 Km - 3.6394 miles**

# Silverstone Classic - 28 - 30 Jul 2017

## FIA Masters Historic Formula One Qualifying for Race 7 - Sector Analysis

15 Michel Baudoin (FIT)								Hesketh 308E							
lap	Sect-1	Speed	Sect-2	Speed	Sect-3	Speed	Laptime Pit	lap	Sect-1	Speed	Sect-2	Speed	Sect-3	Speed	Laptime Pit
1	Out	107.2	1:14.824		28.725	97.1	2:30.799	6	42.223	124.5	1:07.899		26.663	103.9	2:16.785
2	42.739	139.8	1:07.170		27.041	102.8	2:16.950	7	42.138	131.6	1:06.315		26.674	105.7	2:15.127
3	41.763	146.8	1:06.354		25.728	100.8	2:13.845	8	42.110	139.2	1:05.055		27.084	97.1	2:14.249
4	41.676	143.4	1:09.375		27.698	97.5	2:18.749	9	41.834	146.8	1:05.996		26.653	102.1	2:14.483
5	42.254	146.5	1:08.365		27.286	105.7	2:17.905	10							

19 Chris Perkins (FIT)								Surtees TS16							
lap	Sect-1	Speed	Sect-2	Speed	Sect-3	Speed	Laptime Pit	lap	Sect-1	Speed	Sect-2	Speed	Sect-3	Speed	Laptime Pit
1	Out	106.9	1:10.318		27.353	98.1	2:22.115	4	40.653	141.3	1:06.570		25.033	101.7	2:12.256
2	42.848	138.1	1:05.786		25.721	97.1	2:14.355	5	48.320	88.8	1:15.628		26.785	103.1	2:30.733
3	42.214	140.1	1:05.220		25.309	101.8	2:12.743	6	44.054	98.8	1:18.585		In		2:43.166 P

22 James Hagan (FIT)								Hesketh 308/1							
lap	Sect-1	Speed	Sect-2	Speed	Sect-3	Speed	Laptime Pit	lap	Sect-1	Speed	Sect-2	Speed	Sect-3	Speed	Laptime Pit
1	Out	56.7	1:22.647		32.961	102.0	2:48.348	5	38.587	154.3	1:02.753		24.231	110.4	2:05.571
2	41.147	123.1	1:03.376		23.957	108.8	2:08.480	6	48.098	133.7	In		In		2:33.816 P
3	38.488	149.1	1:00.837		27.224	108.2	2:06.549	7	Out		In		In		5:34.897 P
4	52.384	139.8	1:05.276		24.510	111.3	2:22.170	8							

27 Mike Wrigley (HEA)								Williams FW07D							
lap	Sect-1	Speed	Sect-2	Speed	Sect-3	Speed	Laptime Pit	lap	Sect-1	Speed	Sect-2	Speed	Sect-3	Speed	Laptime Pit
1	Out	131.1	1:03.430		22.447	113.7	2:07.975	6	35.696	153.9	57.401		21.220	119.0	1:54.317
2	38.986	148.8	58.528	155.0	23.499	114.9	2:01.013	7	43.833	101.7	1:01.934	127.8	In		2:17.312 P
3	38.787	152.5	1:01.953	116.1	23.685	117.9	2:04.425	8	Out	151.8	58.336	156.1	23.319	120.1	4:15.999 P
4	35.751	154.3	58.303	152.5	21.323	120.1	1:55.377	9	35.419	154.6	57.369	153.2	20.851	121.1	1:53.639
5	35.919	153.2	57.444	154.6	21.100	119.2	1:54.463	10							

30 David Abbott (HEA)								Arrows A4							
lap	Sect-1	Speed	Sect-2	Speed	Sect-3	Speed	Laptime Pit	lap	Sect-1	Speed	Sect-2	Speed	Sect-3	Speed	Laptime Pit
1	Out	107.9	1:09.698		24.015		2:21.433	6	38.431	145.6	59.906		22.558		2:00.895
2	40.120	140.7	1:02.835		26.202	84.2	2:09.157	7	38.649	135.6	1:00.097		22.769		2:01.515
3	47.951	104.7	1:02.335		23.095		2:13.381	8	38.560	145.6	1:00.489		In		2:10.210 P
4	41.890	146.2	1:01.871		22.744		2:06.505	9	Out	121.1	1:14.756		24.021		4:09.873 P
5	38.289	145.6	1:00.389		22.782		2:01.460	10							

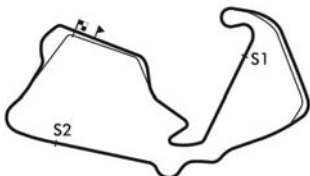
31 Steve Hartley (HEA)								Arrows A4							
lap	Sect-1	Speed	Sect-2	Speed	Sect-3	Speed	Laptime Pit	lap	Sect-1	Speed	Sect-2	Speed	Sect-3	Speed	Laptime Pit
1	Out	124.0	1:04.153		22.445		2:07.895	6	36.583	152.9	58.232		In		2:10.065 P
2	37.134	153.9	1:00.654		23.676		2:01.464	7	Out	147.5	57.939		21.154		5:13.978 P
3	38.486	150.1	58.650		21.885		1:59.021	8	36.404	151.1	57.566		21.443		1:55.413
4	36.584	148.5	58.365		22.677		1:57.626	9	36.288	152.9	57.697		22.796		1:56.781
5	36.437	151.8	57.549		21.418		1:55.404	10							

32 Philip Hall (FIT)								Theodore TR1							
lap	Sect-1	Speed	Sect-2	Speed	Sect-3	Speed	Laptime Pit	lap	Sect-1	Speed	Sect-2	Speed	Sect-3	Speed	Laptime Pit
1	Out	117.1	1:10.176	148.1	24.588	108.2	2:15.811	3	36.798	153.9	1:26.103	135.3	In		2:30.605 P
2	41.283	144.6	1:01.793	146.8	22.593	115.7	2:05.669	4							

33 John Delane (STE)								Tyrrell 001							
lap	Sect-1	Speed	Sect-2	Speed	Sect-3	Speed	Laptime Pit	lap	Sect-1	Speed	Sect-2	Speed	Sect-3	Speed	Laptime Pit
1	Out	113.7	1:10.674		25.708	98.1	2:19.081	5	41.436	142.8	1:07.078		26.821	72.3	2:15.335
2	41.953	132.6	1:13.474		26.096	84.8	2:21.523	6	41.016	144.3	1:04.997		25.991	100.3	2:12.004
3	41.132	143.1	1:08.663		24.657	98.8	2:14.452	7	40.797	135.6	1:07.468		24.939	99.7	2:13.204
4	42.132	140.1	1:08.140		26.861	97.4	2:17.133	8	41.549	135.0	1:15.068		In		2:33.078 P



**Session Start: 14:14:49 - Finish: 14:34:53**  
**Weather/Track Conditions: Cloud / Dry**  
**Circuit: Silverstone Historic Grand Prix**  
**Track Length: 5.857 Km - 3.6394 miles**

# Silverstone Classic - 28 - 30 Jul 2017

## FIA Masters Historic Formula One Qualifying for Race 7 - Sector Analysis

44 Martin Stretton (LAU)								Tyrrell 012							
lap	Sect-1	Speed	Sect-2	Speed	Sect-3	Speed	Laptime Pit	lap	Sect-1	Speed	Sect-2	Speed	Sect-3	Speed	Laptime Pit
1	Out	108.9	1:06.568		22.094	122.5	2:08.560	5	38.276	141.0	1:02.140		In		2:14.789 P
2	35.386	153.6	57.823		21.206	122.5	1:54.415	6	Out	149.8	58.664		21.312	118.4	6:58.718 P
3	35.163	153.6	57.991		21.396	119.2	1:54.550	7	35.530	153.9	59.401		22.046	117.9	1:56.977
4	35.560	153.2	57.980		21.354	119.4	1:54.894	8	37.493	152.2	57.973		21.193	120.3	1:56.659

49 Neil Glover (HEA)								Arrows A5							
lap	Sect-1	Speed	Sect-2	Speed	Sect-3	Speed	Laptime Pit	lap	Sect-1	Speed	Sect-2	Speed	Sect-3	Speed	Laptime Pit
1	Out	105.7	1:15.086	103.6	27.711	106.4	2:25.699	6	37.711	150.1	1:00.535	151.5	22.757	117.5	2:01.003
2	38.026	147.8	1:02.675	131.3	24.385	113.2	2:05.086	7	37.560	150.5	1:00.811	152.2	22.892	112.4	2:01.263
3	37.821	147.5	1:00.382	149.5	23.397	115.7	2:01.600	8	37.728	147.8	1:03.327	109.8	In		2:15.844 P
4	37.673	151.5	1:03.866	148.1	23.354	110.0	2:04.893	9	Out	129.6	1:14.179	121.6	26.708	111.7	3:39.911 P
5	37.891	150.8	1:00.384	151.8	23.052	115.1	2:01.327	10							

50 Michael Lyons (HEA)								Williams FW07B							
lap	Sect-1	Speed	Sect-2	Speed	Sect-3	Speed	Laptime Pit	lap	Sect-1	Speed	Sect-2	Speed	Sect-3	Speed	Laptime Pit
1	Out	89.8	1:10.065		26.078	100.2	2:12.768	4	35.063	156.8	56.458		20.545	116.1	1:52.066
2	39.391	151.1	1:00.978		22.224	119.8	2:02.593	5	43.186	109.3	1:06.646		In		2:22.433 P
3	34.776	158.6	55.958		20.421	116.3	1:51.155	6							

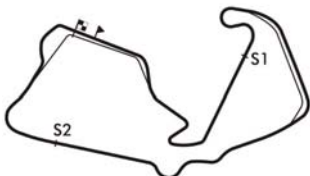
55 David Shaw (STE)								March 721							
lap	Sect-1	Speed	Sect-2	Speed	Sect-3	Speed	Laptime Pit	lap	Sect-1	Speed	Sect-2	Speed	Sect-3	Speed	Laptime Pit
1							2:11.972	6							2:00.629
2							2:04.327	7							2:07.564
3							2:06.036	8							2:01.043
4							2:00.563	9							2:00.691
5							2:00.878	10							

56 Max Smith-Hilliard (FIT)								Fittipaldi F5A							
lap	Sect-1	Speed	Sect-2	Speed	Sect-3	Speed	Laptime Pit	lap	Sect-1	Speed	Sect-2	Speed	Sect-3	Speed	Laptime Pit
1							1:57.689	4							2:04.292
2							2:00.255	5							1:58.031
3							1:57.965	6							1:57.101

61 Jason Wright (FIT)								Shadow DN8							
lap	Sect-1	Speed	Sect-2	Speed	Sect-3	Speed	Laptime Pit	lap	Sect-1	Speed	Sect-2	Speed	Sect-3	Speed	Laptime Pit
1	Out	135.6	1:06.239	151.1	24.654	108.9	2:09.888	6	38.242	149.8	1:00.388	151.5	22.893	114.9	2:01.523
2	38.275	149.1	1:02.285	146.8	24.297	109.8	2:04.857	7	37.686	149.1	1:00.473	151.8	22.991	112.6	2:01.150
3	44.332	140.1	1:05.011	152.9	23.549	112.0	2:12.892	8	38.063	150.1	1:02.516	150.5	24.516	107.7	2:05.095
4	38.797	145.9	1:01.092	154.6	In		2:08.909 P	9	39.042	130.3	1:08.432	128.1	24.852	110.2	2:12.326
5	Out	146.2	1:01.334	150.5	23.195	111.3	4:00.796 P	10							

66 Tommy Dreelan (HEA)								Williams FW08							
lap	Sect-1	Speed	Sect-2	Speed	Sect-3	Speed	Laptime Pit	lap	Sect-1	Speed	Sect-2	Speed	Sect-3	Speed	Laptime Pit
1	Out	111.7	1:08.417	132.9	25.920	104.4	2:19.327	5	37.418	151.8	1:00.333	152.9	22.288	112.4	2:00.039
2	39.962	149.8	1:01.640	155.7	24.897	112.4	2:06.499	6	37.863	151.1	1:00.075	154.6	23.388	106.9	2:01.326
3	40.302	150.8	1:01.359	155.0	23.266	113.0	2:04.927	7	37.885	152.9	1:00.462	153.2	22.392	113.7	2:00.739
4	37.941	149.5	1:01.443	153.6	23.037	114.3	2:02.421	8	39.458	150.1	1:01.152	153.6	In		2:10.802 P

72 Mark Hazell (HEA)								Williams FW07B							
lap	Sect-1	Speed	Sect-2	Speed	Sect-3	Speed	Laptime Pit	lap	Sect-1	Speed	Sect-2	Speed	Sect-3	Speed	Laptime Pit
1	Out	121.8	1:06.172	136.1	24.140	110.0	2:13.679	6	37.412	150.8	1:00.173	151.5	In		2:03.156 P
2	39.335	145.6	1:00.705	150.1	22.384	115.9	2:02.424	7	Out	141.9	1:04.074	149.5	22.455	117.3	5:23.556 P
3	38.654	146.2	1:00.781	149.5	22.045	116.7	2:01.480	8	37.391	151.1	59.351	152.2	21.953	117.1	1:58.695
4	38.017	149.8	59.303	143.4	22.264	116.5	1:59.584	9	37.254	151.1	59.824	150.5	23.218	109.3	2:00.296
5	37.005	152.5	59.234	152.9	21.744	117.7	1:57.983	10							



**Session Start: 14:14:49 - Finish: 14:34:53**  
**Weather/Track Conditions: Cloud / Dry**  
**Circuit: Silverstone Historic Grand Prix**  
**Track Length: 5.857 Km - 3.6394 miles**

# Silverstone Classic - 28 - 30 Jul 2017

## FIA Masters Historic Formula One Qualifying for Race 7 - Sector Analysis

74 Mike Cantillon (HEA)								Williams FW07							
lap	Sect-1	Speed	Sect-2	Speed	Sect-3	Speed	Laptime Pit	lap	Sect-1	Speed	Sect-2	Speed	Sect-3	Speed	Laptime Pit
1							2:03.466	5							2:02.239
2							1:56.175	6							1:56.108
3							2:12.075	7							2:19.733
4							1:57.012	8							2:02.603

75 Gregor Fiske (FIT)								Shadow DN5							
lap	Sect-1	Speed	Sect-2	Speed	Sect-3	Speed	Laptime Pit	lap	Sect-1	Speed	Sect-2	Speed	Sect-3	Speed	Laptime Pit
1	Out	123.8	1:07.035	148.1	24.796	106.7	2:16.272	5	40.420	136.7	1:01.597	150.5	22.804	106.9	2:04.821
2		38.832	1:03.100	145.6	24.223	106.7	2:06.155	6	38.797	142.2	1:01.139	151.8	22.365	113.0	2:02.301
3		38.945	1:05.724	131.1	In		2:20.482 P	7	37.838	149.8	1:00.597	152.5	22.415	110.9	2:00.850
4	Out	141.0	1:02.898	149.5	24.859	88.5	5:18.325 P	8	37.505	150.8	1:00.515	150.1	22.893	107.5	2:00.913

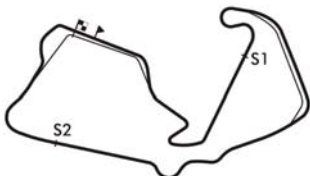
77 Mark Higson (FIT)								March 761							
lap	Sect-1	Speed	Sect-2	Speed	Sect-3	Speed	Laptime Pit	lap	Sect-1	Speed	Sect-2	Speed	Sect-3	Speed	Laptime Pit
1	Out	129.6	1:07.124	134.2	27.681	96.7	2:17.994	3	39.077	146.8	1:01.102	150.5	In		4:31.301 P
2		40.187	1:01.486	149.8	23.693	102.3	2:05.366	4							

81 Zak Brown (HEA)								Williams FW07							
lap	Sect-1	Speed	Sect-2	Speed	Sect-3	Speed	Laptime Pit	lap	Sect-1	Speed	Sect-2	Speed	Sect-3	Speed	Laptime Pit
1	Out	104.7	1:10.909	146.5	26.214	101.8	2:22.306	6	40.031	114.9	1:12.468	130.1	25.760	113.6	2:18.259
2		40.877	1:02.335	152.5	23.739	107.7	2:06.951	7	38.198	151.1	1:02.003	150.8	23.872	108.1	2:04.073
3		39.050	1:03.207	152.9	24.015	111.1	2:06.272	8	38.478	150.8	1:02.136	153.2	23.649	105.5	2:04.263
4		39.363	1:10.233	99.3	27.853	112.0	2:17.449	9	45.243	108.1	1:14.301	133.9	27.557	106.4	2:27.101
5		38.723	1:08.165	136.7	29.467	112.2	2:16.355	10							

84 Jonathan Kennard (INV)								Arrows A3							
lap	Sect-1	Speed	Sect-2	Speed	Sect-3	Speed	Laptime Pit	lap	Sect-1	Speed	Sect-2	Speed	Sect-3	Speed	Laptime Pit
1	Out	135.8	1:03.257	149.8	22.760	118.6	2:05.383	6	36.794	151.8	56.706	154.3	22.062	124.3	1:55.562
2		35.653	56.022	154.6	20.658	122.9	1:52.333	7	35.149	155.7	55.902	152.2	20.462	122.2	1:51.513
3		37.142	1:02.172	66.4	33.566	122.7	2:12.880	8	34.415	155.0	56.007	154.6	20.513	124.0	1:50.935
4		34.783	1:03.144	152.2	In		2:09.782 P	9	34.437	154.6	55.850	156.8	20.311	123.6	1:50.598
5	Out	151.1	1:00.644	149.5	20.939	123.4	2:21.508 P	10	41.045	103.6	1:02.364	144.3	In		2:16.533 P

97 Jamie Constable (FIT)								Shadow DN8							
lap	Sect-1	Speed	Sect-2	Speed	Sect-3	Speed	Laptime Pit	lap	Sect-1	Speed	Sect-2	Speed	Sect-3	Speed	Laptime Pit
1	Out	119.0	1:07.925	131.8	25.461	110.6	2:17.306	6	37.623	151.8	1:00.021	153.6	22.385	111.5	2:00.029
2		37.158	59.259	153.2	22.254	113.7	1:58.671	7	37.260	151.8	59.694	152.5	22.865	113.4	1:59.819
3		37.331	1:09.795	53.8	30.373	111.3	2:17.499	8	48.608	84.5	1:23.808	122.0	27.538	112.8	2:39.954
4		37.407	59.558	151.8	23.298	105.2	2:00.263	9	37.659	150.5	59.736	152.5	22.409	110.0	1:59.804
5		37.803	59.607	153.6	23.530	102.5	2:00.940	10							

111 Philippe Scemama (STE)								Surtees TS9B							
lap	Sect-1	Speed	Sect-2	Speed	Sect-3	Speed	Laptime Pit	lap	Sect-1	Speed	Sect-2	Speed	Sect-3	Speed	Laptime Pit
1	Out	110.7	1:15.015	133.9	28.613	99.1	2:28.290	6	42.479	144.0	1:06.101		27.827	102.1	2:16.407
2		41.657	1:08.941	146.5	25.892	103.2	2:16.490	7	40.893	134.5	1:04.565	152.5	28.779	102.9	2:14.237
3		41.566	1:04.571	136.7	28.671	100.0	2:14.808	8	41.518	140.7	1:06.085		25.861	98.4	2:13.464
4		40.772	1:05.820	155.3	25.015	108.8	2:11.607	9	40.593	128.6	1:05.886	154.3	26.015	105.8	2:12.494
5		39.866	1:06.352	153.2	27.433	84.6	2:13.651	10							



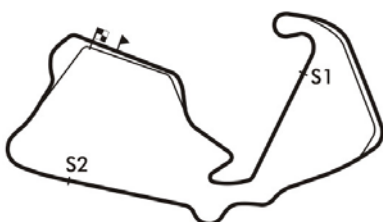
**Session Start: 14:14:49 - Finish: 14:34:53**  
**Weather/Track Conditions: Cloud / Dry**  
**Circuit: Silverstone Historic Grand Prix**  
**Track Length: 5.857 Km - 3.6394 miles**

# Silverstone Classic - 28 - 30 Jul 2017

## FIA Masters Historic Formula One

### Qualifying for Race 7 - Best Sector Times

	SECTOR 1			SECTOR 2			SECTOR 3			IDEAL / BEST LAP COMPARISON					
	NO	TIME	LAP	NO	TIME	LAP	NO	TIME	LAP	NO	NAME	BEST	IN	IDEAL	DIFF
1	84	34.415	8	84	55.850	9	1	20.045	9	84	Jonathan Kennard	1:50.598	9	1:50.576	+0.022
2	50	34.776	3	50	55.958	3	84	20.311	9	50	Michael Lyons	1:51.155	3	1:51.155	+0.000
3	1	34.866	9	1	56.146	5	50	20.421	3	1	Nick Padmore	1:51.213	9	1:51.057	+0.156
4	44	35.163	3	13	56.796	3	27	20.851	9	13	Andy Wolfe	1:52.249	6	1:53.082	+0.833
5	13	35.342	3	27	57.369	9	13	20.944	3	27	Mike Wrigley	1:53.639	9	1:53.639	+0.000
6	27	35.419	9	4	57.423	6	31	21.154	7	44	Martin Stretton	1:54.415	2	1:54.179	+0.236
7	4	35.995	3	31	57.549	5	44	21.193	8	14	Simon Fish	1:55.071	2	1:54.877	+0.194
8	14	36.041	9	14	57.585	3	14	21.251	8	31	Steve Hartley	1:55.404	5	1:54.991	+0.413
9	5	36.058	4	44	57.823	2	5	21.434	3	5	Gregory Thornton	1:55.793	4	1:55.612	+0.181
10	31	36.288	9	5	58.120	4	4	21.666	3	74	Mike Cantillon	1:56.108	6		+
11	2	36.677	7	12	58.931	9	72	21.744	5	4	Joaquin Folch-Rusir	1:56.294	6	1:55.084	+1.210
12	32	36.798	3	72	59.234	5	12	22.235	8	56	Max Smith-Hilliard	1:57.101	6		+
13	72	37.005	5	97	59.259	2	97	22.254	2	72	Mark Hazell	1:57.983	5	1:57.983	+0.000
14	97	37.158	2	30	59.906	6	2	22.282	5	97	Jamie Constable	1:58.671	2	1:58.671	+0.000
15	12	37.332	5	2	59.981	7	66	22.288	5	12	Steve Brooks	1:58.694	9	1:58.498	+0.196
16	66	37.418	5	66	1:00.075	6	75	22.365	6	2	Katsuaki Kubota	1:59.767	5	1:58.940	+0.827
17	75	37.505	8	49	1:00.382	3	30	22.558	6	66	Tommy Dreelan	2:00.039	5	1:59.781	+0.258
18	49	37.560	7	61	1:00.388	6	32	22.593	2	55	David Shaw	2:00.563	4		+
19	61	37.686	7	3	1:00.407	4	49	22.757	6	75	Gregor Fisker	2:00.850	7	2:00.385	+0.465
20	3	38.120	4	75	1:00.515	8	61	22.893	6	30	David Abbott	2:00.895	6	2:00.753	+0.142
21	81	38.198	7	22	1:00.837	3	3	23.302	3	49	Neil Glover	2:01.003	6	2:00.699	+0.304
22	30	38.289	5	77	1:01.102	3	81	23.649	8	61	Jason Wright	2:01.150	7	2:00.967	+0.183
23	22	38.488	3	32	1:01.793	2	77	23.693	2	3	Ian Simmonds	2:03.337	4	2:01.829	+1.508
24	77	39.077	3	81	1:02.003	7	22	23.957	2	81	Zak Brown	2:04.073	7	2:03.850	+0.223
25	111	39.866	5	111	1:04.565	7	33	24.657	3	77	Mark Higson	2:05.366	2	2:03.872	+1.494
26	19	40.653	4	33	1:04.997	6	111	25.015	4	22	James Hagan	2:05.571	5	2:03.282	+2.289
27	33	40.797	7	15	1:05.055	8	19	25.033	4	32	Philip Hall	2:05.669	2	2:01.184	+4.485
28	15	41.676	4	19	1:05.220	3	15	25.728	3	111	Philippe Scemama	2:11.607	4	2:09.446	+2.161
29	55			55			55			33	John Delane	2:12.004	6	2:10.451	+1.553
30	56			56			56			19	Chris Perkins	2:12.256	4	2:10.906	+1.350
31	74			74			74			15	Michel Baudoïn	2:13.845	3	2:12.459	+1.386



**Session Start: 14:14:49 - Finish: 14:34:53**

**Weather/Track Conditions: Cloud / Dry**

**Circuit: Silverstone Historic Grand Prix**

**Track Length: 5.857 Km - 3.6394 miles**

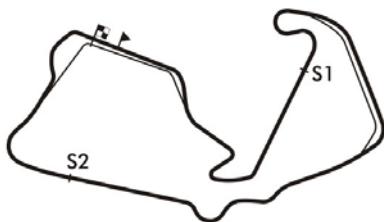


# Silverstone Classic - 28 - 30 Jul 2017

## FIA Masters Historic Formula One

### Qualifying for Race 7 - Best Sector Speeds

	NO	SECTOR 1	MPH	NO	SECTOR 2	MPH	NO	SECTOR 3	MPH
1	50	Michael Lyons	158.6	4	Joaquin Folch-Rusinol	159.8	1	Nick Padmore	124.3
2	4	Joaquin Folch-Rusinol	157.5	14	Simon Fish	156.8	84	Jonathan Kennard	124.3
3	13	Andy Wolfe	155.7	84	Jonathan Kennard	156.8	44	Martin Stretton	122.5
4	84	Jonathan Kennard	155.7	27	Mike Wrigley	156.1	4	Joaquin Folch-Rusinol	122.2
5	5	Gregory Thornton	155.3	66	Tommy Dreelan	155.7	12	Steve Brooks	121.4
6	14	Simon Fish	155.3	111	Philippe Scemama	155.3	27	Mike Wrigley	121.1
7	1	Nick Padmore	154.6	61	Jason Wright	154.6	13	Andy Wolfe	120.7
8	27	Mike Wrigley	154.6	1	Nick Padmore	154.3	50	Michael Lyons	119.8
9	22	James Hagan	154.3	97	Jamie Constable	153.6	14	Simon Fish	118.8
10	31	Steve Hartley	153.9	81	Zak Brown	153.2	72	Mark Hazell	117.7
11	32	Philip Hall	153.9	72	Mark Hazell	152.9	49	Neil Glover	117.5
12	44	Martin Stretton	153.9	2	Katsuaki Kubota	152.5	5	Gregory Thornton	116.9
13	66	Tommy Dreelan	152.9	75	Gregor Fisken	152.5	32	Philip Hall	115.7
14	72	Mark Hazell	152.5	49	Neil Glover	152.2	61	Jason Wright	114.9
15	97	Jamie Constable	151.8	77	Mark Higson	150.5	66	Tommy Dreelan	114.3
16	49	Neil Glover	151.5	32	Philip Hall	148.1	2	Katsuaki Kubota	113.9
17	81	Zak Brown	151.1	3	Ian Simmonds	0.0	97	Jamie Constable	113.7
18	2	Katsuaki Kubota	150.8	5	Gregory Thornton	0.0	81	Zak Brown	113.6
19	75	Gregor Fisken	150.8	12	Steve Brooks	0.0	75	Gregor Fisken	113.0
20	3	Ian Simmonds	150.5	13	Andy Wolfe	0.0	3	Ian Simmonds	111.7
21	61	Jason Wright	150.1	15	Michel Baudoin	0.0	22	James Hagan	111.3
22	12	Steve Brooks	149.5	19	Chris Perkins	0.0	111	Philippe Scemama	108.8
23	111	Philippe Scemama	147.8	22	James Hagan	0.0	15	Michel Baudoin	105.7
24	15	Michel Baudoin	146.8	30	David Abbott	0.0	19	Chris Perkins	103.1
25	77	Mark Higson	146.8	31	Steve Hartley	0.0	77	Mark Higson	102.3
26	30	David Abbott	146.2	33	John Delane	0.0	33	John Delane	100.3
27	33	John Delane	144.3	44	Martin Stretton	0.0	30	David Abbott	84.2
28	19	Chris Perkins	141.3	50	Michael Lyons	0.0	31	Steve Hartley	0.0
29	55	David Shaw	0.0	55	David Shaw	0.0	55	David Shaw	0.0
30	56	Max Smith-Hilliard	0.0	56	Max Smith-Hilliard	0.0	56	Max Smith-Hilliard	0.0
31	74	Mike Cantillon	0.0	74	Mike Cantillon	0.0	74	Mike Cantillon	0.0



**Session Start: 14:14:49 - Finish: 14:34:53**  
**Weather/Track Conditions: Cloud / Dry**  
**Circuit: Silverstone Historic Grand Prix**  
**Track Length: 5.857 Km - 3.6394 miles**





## Silverstone Classic - 28 - 30 Jul 2017

### FIA Masters Historic Formula One

### Race 7 - Starting Grid

Sheet No:

Start Time : 15:20 - Heat Duration : 20 Minutes

16	31	22 James Hagan		
15	29	19 Chris Perkins	30	15 Michel Baudoin
14	27	117 Philippe Scemama	28	33 John Delane
13	25	77 Mark Higson	26	32 Philip Hall
12	23	3 Ian Simmonds	24	81 Zak Brown
11	21	49 Neil Glover	22	61 Jason Wright
10	19	75 Gregor Fisker	20	30 David Abbott
9	17	66 Tommy Dreelan	18	55 David Shaw
8	15	12 Steve Brooks	16	2 Katsuaki Kubota
7	13	72 Mark Hazell	14	97 Jamie Constable
6	11	4 Joaquin Folch-Rusinol	12	56 Max Smith-Hilliard
5	9	5 Gregory Thornton	10	74 Mike Cantillon
4	7	14 Simon Fish	8	31 Steve Hartley
3	5	27 Mike Wrigley	6	44 Martin Stretton
2	3	1 Nick Padmore	4	13 Andy Wolfe
1	1	84 Jonathan Kennard	2	50 Michael Lyons

Pole Right

ROW

Car 22 - to start from the back of the grid, Stewards Decision No: 02 refers.

Circuit: Silverstone Historic Grand Prix  
Track Length: 5.857 Km - 3.6394 miles

Chief Steward: John Naylor	Steward: Alex Sinclair	Steward: Rod Parkin
----------------------------	------------------------	---------------------





## Silverstone Classic - 28 - 30 Jul 2017

### FIA Masters Historic Sports Cars Qualifying for Race 19 - Final Classification

Sheet No:

POS	NO	DRIVER/S	NAT	CLASS	CLASS POS	CAR MAKE / MODEL	TIME	ON	LAPS	GAP	DIFF	MPH
1	99	Gibson-Ward		ROD	1	Lola T70 Mk3B	2:05.599	13	13			104.31
2	65	Ferrao-Stretton		MAR	1	Lola T292	2:05.755	14	14	0.156	0.156	104.18
3	4	Martin O'Connell		MAR	2	Chevron B19	2:05.852	10	10	0.253	0.097	104.10
4	9	Smith-Hilliard-Padm ore		MAR	3	Chevron B19	2:05.966	13	14	0.367	0.114	104.01
5	48	Gibson-Littlejohn		ROD	2	Lola T70 Mk3B	2:06.971	4	13	1.372	1.005	103.19
6	21	Tandy-Osborne		ROD	3	Lola T70 Mk3B	2:07.460	13	13	1.861	0.489	102.79
7	89	Banks A-Banks M		ROD	4	McLaren M6B	2:07.681	3	14	2.082	0.221	102.61
8	44	Hall-Garofall		MAR	4	Lola T212	2:08.406	12	13	2.807	0.725	102.03
9	25	Michael Gans		MAR	5	Lola T290	2:08.640	6	14	3.041	0.234	101.85
10	81	Beighton-Hadfield		ROD	5	Lola T70 Mk3B	2:08.674	13	13	3.075	0.034	101.82
11	76	Wrigley-Bartell		MAR	6	Chevron B19	2:09.222	9	12	3.623	0.548	101.39
12	23	Gary Pearson		ROD	6	Lola T70 Mk3B	2:09.977	4	10	4.378	0.755	100.80
13	52	Robert Oldershaw		MAR	7	Lola T212	2:09.994	7	12	4.395	0.017	100.79
14	133	Minshaw-Hall		ROD	7	Lola T70 Mk3B	2:10.846	9	13	5.247	0.852	100.13
15	7	Mahmoud-Greensall		ROD	8	Lola T70 Mk3B	2:11.136	10	10	5.537	0.290	99.91
16	210	David Tomlin		MAR	8	Lola T210	2:11.328	8	12	5.729	0.192	99.76
17	62	Donn-Foley		MAR	9	Coldwell C14	2:11.747	3	12	6.148	0.419	99.45
18	150	Martin-Haddon		INV	1	GRD S72	2:11.769	12	12	6.170	0.022	99.43
19	3	Jason Wright		ROD	9	Lola T70 Mk3B	2:12.251	9	14	6.652	0.482	99.07
20	13	Wilson-Pittard		BON	1	Chevron B8	2:12.662	2	11	7.063	0.411	98.76
21	40	Watson-Kirkaldy		BON	2	Chevron B8	2:13.882	4	11	8.283	1.220	97.86
22	14	Oliver Bryant		ROD	10	Lola T70 Mk3B	2:14.009	2	2	8.410	0.127	97.77
23	95	Gary Culver		ROD	11	Lola T70 Mk3B	2:14.434	3	13	8.835	0.425	97.46
24	46	Mike Whitaker		HUL	1	Lola T70 Mk2 Spyder	2:14.661	7	11	9.062	0.227	97.29
25	58	Shaun Lynn		ROD	12	Lola T70 Mk3B	2:15.288	8	10	9.689	0.627	96.84
26	47	Pink-Attwood		MAR	10	Lola T210	2:16.323	12	12	10.724	1.035	96.11
27	29	Ahlers-Bellinger		HUL	2	Cooper Monaco King Cobra	2:17.540	7	12	11.941	1.217	95.26
28	19	Owen A-Owen M		BON	3	Chevron B8	2:17.675	6	8	12.076	0.135	95.16
29	59	Brooks-Beebee		BON	4	Chevron B8	2:17.806	4	13	12.207	0.131	95.07
30	123	Ross Hyett		SIF	1	Chevron B16	2:18.383	4	8	12.784	0.577	94.68
31	163	Furness-Ward		MAR	11	Lola T212	2:18.956	5	9	13.357	0.573	94.29
32	22	Michiel Smits		INV	2	Lola T70 Mk1 Spyder	2:19.182	8	9	13.583	0.226	94.13
33	50	Kjallgren-Wills		BON	5	Daren Mk2	2:19.273	10	11	13.674	0.091	94.07
34	78	Birkett-Littlejohn		HUL	3	Ford GT40	2:19.537	12	12	13.938	0.264	93.89
35	16	Jolly-Farthing		HUL	4	Cooper Monaco T61M	2:21.184	2	12	15.585	1.647	92.80
36	144	Pochciol-Hanson		PES	1	De Tomaso Pantera	2:21.630	2	10	16.031	0.446	92.51
37	74	Bates-Bates		PES	2	Porsche 911 RS	2:21.813	3	12	16.214	0.183	92.39
38	77	Wright-Twym an		HUL	5	Ford GT40	2:22.273	3	11	16.674	0.460	92.09
39	83	Maeers-Martin		HUL	6	Lola T70 Mk2 Spyder	2:23.000	3	12	17.401	0.727	91.62
40	24	Head A-Head D		PES	3	Porsche 911 RSR	2:23.044	4	10	17.445	0.044	91.59

*Session Start: 16:02:00 - Finish: 16:32:30  
Weather/Track Conditions: Cloud / Dry  
Circuit: Silverstone Historic Grand Prix  
Track Length: 5.857 Km - 3.6394 miles*

Chief Steward: John Naylor	Steward: Alex Sinclair	Steward: Rod Parkin
----------------------------	------------------------	---------------------



## Silverstone Classic - 28 - 30 Jul 2017

### FIA Masters Historic Sports Cars Qualifying for Race 19 - Final Classification

Sheet No:

POS	NO	DRIVER/S	NAT	CLASS	CLASS POS	CAR MAKE / MODEL	TIME	ON	LAPS	GAP	DIFF	MPH
41	202	Gomes-Claridge		INV	3	Lotus 47 GT	2:23.113	3	12	17.514	0.069	91.55
42	45	Hammond-Johnson		BON	6	Chevron B8	2:23.124	3	12	17.525	0.011	91.54
43	72	Jamie Boot		SIF	2	Chevron B16	2:25.413	6	11	19.814	2.289	90.10
44	223	Kubota-Middlehurst		HUL	7	Lotus 23B	2:27.198	3	12	21.599	1.785	89.01
45	36	Roland Lewis		HUL	8	Hamill SR3	2:30.828	4	10	25.229	3.630	86.87
46	73	Keith Martin		MAR	12	Dulon Dino LD10B	2:31.973	9	12	26.374	1.145	86.21
47	75	Martin Angle		SIF	3	Chevron B16	2:33.066	3	6	27.467	1.093	85.60
48	911	Alain Gadal		PES	4	Porsche 911RS	2:36.433	9	11	30.834	3.367	83.75
49	160	Michael Birch		INV	4	Elva GT160						

*Session Start: 16:02:00 - Finish: 16:32:30*  
*Weather/Track Conditions: Cloud / Dry*  
*Circuit: Silverstone Historic Grand Prix*  
*Track Length: 5.857 Km - 3.6394 miles*

Chief Steward: John Naylor	Steward: Alex Sinclair	Steward: Rod Parkin
----------------------------	------------------------	---------------------



## Silverstone Classic - 28 - 30 Jul 2017

### FIA Masters Historic Sports Cars Qualifying for Race 19 - Provisional Classification

Sheet No:

POS	NO	DRIVER/S	NAT	CLASS	CLASS POS	CAR MAKE / MODEL	TIME	ON	LAPS	GAP	DIFF	MPH
1	99	Gibson-Ward		ROD	1	Lola T70 Mk3B	2:05.599	13	13			104.31
2	65	Ferrao-Stretton		MAR	1	Lola T292	2:05.755	14	14	0.156	0.156	104.18
3	4	Martin O'Connell		MAR	2	Chevron B19	2:05.852	10	10	0.253	0.097	104.10
4	9	Smith-Hilliard-Padm ore		MAR	3	Chevron B19	2:05.966	13	14	0.367	0.114	104.01
5	48	Gibson-Littlejohn		ROD	2	Lola T70 Mk3B	2:06.971	4	13	1.372	1.005	103.19
6	21	Tandy-Osborne		ROD	3	Lola T70 Mk3B	2:07.460	13	13	1.861	0.489	102.79
7	89	Banks A-Banks M		ROD	4	McLaren M6B	2:07.681	3	14	2.082	0.221	102.61
8	44	Hall-Garofall		MAR	4	Lola T212	2:08.406	12	13	2.807	0.725	102.03
9	25	Michael Gans		MAR	5	Lola T290	2:08.640	6	14	3.041	0.234	101.85
10	81	Beighton-Hadfield		ROD	5	Lola T70 Mk3B	2:08.674	13	13	3.075	0.034	101.82
11	76	Wrigley-Bartell		MAR	6	Chevron B19	2:09.222	9	12	3.623	0.548	101.39
12	23	Gary Pearson		ROD	6	Lola T70 Mk3B	2:09.977	4	10	4.378	0.755	100.80
13	52	Robert Oldershaw		MAR	7	Lola T212	2:09.994	7	12	4.395	0.017	100.79
14	133	Minshaw-Hall		ROD	7	Lola T70 Mk3B	2:10.846	9	13	5.247	0.852	100.13
15	7	Mahmoud-Greensall		ROD	8	Lola T70 Mk3B	2:11.136	10	10	5.537	0.290	99.91
16	210	David Tomlin		MAR	8	Lola T210	2:11.328	8	12	5.729	0.192	99.76
17	62	Donn-Foley		MAR	9	Coldwell C14	2:11.747	3	12	6.148	0.419	99.45
18	150	Martin-Haddon		INV	1	GRD S72	2:11.769	12	12	6.170	0.022	99.43
19	3	Jason Wright		ROD	9	Lola T70 Mk3B	2:12.251	9	14	6.652	0.482	99.07
20	13	Wilson-Pittard		BON	1	Chevron B8	2:12.662	2	11	7.063	0.411	98.76
21	40	Watson-Kirkaldy		BON	2	Chevron B8	2:13.882	4	11	8.283	1.220	97.86
22	14	Oliver Bryant		ROD	10	Lola T70 Mk3B	2:14.009	2	2	8.410	0.127	97.77
23	95	Gary Culver		ROD	11	Lola T70 Mk3B	2:14.434	3	13	8.835	0.425	97.46
24	46	Mike Whitaker		HUL	1	Lola T70 Mk2 Spyder	2:14.661	7	11	9.062	0.227	97.29
25	58	Shaun Lynn		ROD	12	Lola T70 Mk3B	2:15.288	8	10	9.689	0.627	96.84
26	47	Pink-Attwood		MAR	10	Lola T210	2:16.323	12	12	10.724	1.035	96.11
27	29	Ahlers-Bellinger		HUL	2	Cooper Monaco King Cobra	2:17.540	7	12	11.941	1.217	95.26
28	19	Owen A-Owen M		BON	3	Chevron B8	2:17.675	6	8	12.076	0.135	95.16
29	59	Brooks-Beebee		BON	4	Chevron B8	2:17.806	4	13	12.207	0.131	95.07
30	123	Ross Hyett		SIF	1	Chevron B16	2:18.383	4	8	12.784	0.577	94.68
31	163	Furness-Ward		MAR	11	Lola T212	2:18.956	5	9	13.357	0.573	94.29
32	22	Michiel Smits		INV	2	Lola T70 Mk1 Spyder	2:19.182	8	9	13.583	0.226	94.13
33	50	Kjallgren-Wills		BON	5	Daren Mk2	2:19.273	10	11	13.674	0.091	94.07
34	78	Birkett-Littlejohn		HUL	3	Ford GT40	2:19.537	12	12	13.938	0.264	93.89
35	16	Jolly-Farthing		HUL	4	Cooper Monaco T61M	2:21.184	2	12	15.585	1.647	92.80
36	144	Pochciol-Hanson		PES	1	De Tomaso Pantera	2:21.630	2	10	16.031	0.446	92.51
37	74	Bates-Bates		PES	2	Porsche 911 RS	2:21.813	3	12	16.214	0.183	92.39
38	77	Wright-Twym an		HUL	5	Ford GT40	2:22.273	3	11	16.674	0.460	92.09
39	83	Maeers-Martin		HUL	6	Lola T70 Mk2 Spyder	2:23.000	3	12	17.401	0.727	91.62
40	24	Head A-Head D		PES	3	Porsche 911 RSR	2:23.044	4	10	17.445	0.044	91.59

Cars 4 & 7 require working transponders.

Session Start: 16:02:00 - Finish: 16:32:30

Weather/Track Conditions: Cloud / Dry

Circuit: Silverstone Historic Grand Prix

Track Length: 5.857 Km - 3.6394 miles

These results are provisional until the conclusion of any judicial and technical matters.

FIA Race Director: Richard Cuene-Grandidier

Chief Timekeeper: Nick Palmer

Issued at:



## Silverstone Classic - 28 - 30 Jul 2017

### FIA Masters Historic Sports Cars Qualifying for Race 19 - Provisional Classification

Sheet No:

POS	NO	DRIVER/S	NAT	CLASS	CLASS POS	CAR MAKE / MODEL	TIME	ON	LAPS	GAP	DIFF	MPH
41	202	Gomes-Claridge		INV	3	Lotus 47 GT	2:23.113	3	12	17.514	0.069	91.55
42	45	Hammond-Johnson		BON	6	Chevron B8	2:23.124	3	12	17.525	0.011	91.54
43	72	Jamie Boot		SIF	2	Chevron B16	2:25.413	6	11	19.814	2.289	90.10
44	223	Kubota-Middlehurst		HUL	7	Lotus 23B	2:27.198	3	12	21.599	1.785	89.01
45	36	Roland Lewis		HUL	8	Hamill SR3	2:30.828	4	10	25.229	3.630	86.87
46	73	Keith Martin		MAR	12	Dulon Dino LD10B	2:31.973	9	12	26.374	1.145	86.21
47	75	Martin Angle		SIF	3	Chevron B16	2:33.066	3	6	27.467	1.093	85.60
48	911	Alain Gadal		PES	4	Porsche 911RS	2:36.433	9	11	30.834	3.367	83.75
49	160	Michael Birch		INV	4	Elva GT160						

Cars 4 & 7 require working transponders.

*Session Start: 16:02:00 - Finish: 16:32:30*  
*Weather/Track Conditions: Cloud / Dry*  
*Circuit: Silverstone Historic Grand Prix*  
*Track Length: 5.857 Km - 3.6394 miles*

These results are provisional until the conclusion of any judicial and technical matters.

FIA Race Director: Richard Cuene-Grandidier

Chief Timekeeper: Nick Palmer

Issued at:

# Silverstone Classic - 28 - 30 Jul 2017

## FIA Masters Historic Sports Cars

### Qualifying for Race 19 - Sector Analysis

3 Jason Wright (ROD)								Lola T70 Mk3B							
lap	Sect-1	Speed	Sect-2	Speed	Sect-3	Speed	Laptime Pit	lap	Sect-1	Speed	Sect-2	Speed	Sect-3	Speed	Laptime Pit
1	Out	127.6	1:07.338	144.6	25.890	101.4	2:15.551	8	41.278	147.8	1:07.551	151.5	25.603	103.2	2:14.432
2	41.272	147.2	1:06.026	150.5	25.708	101.7	2:13.006	9	40.718	146.2	1:06.331	152.5	25.202	104.2	2:12.251
3	40.731	145.9	1:05.988	149.5	25.846	101.2	2:12.565	10	41.035	147.2	1:05.829	151.1	25.831	103.4	2:12.695
4	41.392	144.3	1:05.722	149.8	26.937	99.0	2:14.051	11	42.762	147.8	1:06.099	153.2	25.297	102.1	2:14.158
5	42.665	144.6	1:06.127	152.2	26.806	101.2	2:15.598	12	40.978	146.8	1:06.507	154.3	25.849	101.1	2:13.334
6	41.883	145.6	1:10.109	151.5	26.410	100.9	2:18.402	13	41.788	142.5	1:05.913	153.9	25.797	101.4	2:13.498
7	41.152	144.9	1:06.249	151.5	26.078	98.0	2:13.479	14	41.206	146.8	1:05.961	151.1	25.206	102.0	2:12.373

4 Martin O'Connell (MAR)								Chevron B19							
lap	Sect-1	Speed	Sect-2	Speed	Sect-3	Speed	Laptime Pit	lap	Sect-1	Speed	Sect-2	Speed	Sect-3	Speed	Laptime Pit
1							2:16.169	6							2:07.464
2							2:06.087	7							2:07.023
3							2:06.187	8							2:08.706
4							2:06.242	9							2:13.361
5			In		In		8:44.145 P	10							2:05.852

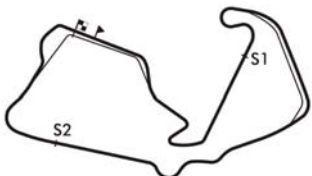
7 Mahmoud-Greensall (ROD)								Lola T70 Mk3B							
lap	Sect-1	Speed	Sect-2	Speed	Sect-3	Speed	Laptime Pit	lap	Sect-1	Speed	Sect-2	Speed	Sect-3	Speed	Laptime Pit
1							2:25.788	6							2:24.987
2							2:36.140	7			In		In		6:17.987 P
3							2:25.579	8							2:12.086
4							2:27.675	9							2:11.510
5							2:26.672	10							2:11.136

9 Smith-Hilliard-Padmores (MAR)								Chevron B19							
lap	Sect-1	Speed	Sect-2	Speed	Sect-3	Speed	Laptime Pit	lap	Sect-1	Speed	Sect-2	Speed	Sect-3	Speed	Laptime Pit
1	Out	125.4	1:11.032		25.398	101.7	2:19.256	8	39.333	140.4	1:10.188		24.784	107.0	2:14.305
2	41.640	130.8	1:08.737		25.011	102.6	2:15.388	9	39.515	139.2	1:03.043		23.699	102.3	2:06.257
3	40.657	135.8	1:06.998		24.993	102.1	2:12.648	10	41.535	137.2	1:04.902		24.472	100.6	2:10.909
4	40.510	139.2	1:05.093		24.606	102.0	2:10.209	11	40.927	137.5	1:06.089		25.087	101.7	2:12.103
5	40.310	137.2	1:07.573		In		2:24.569 P	12	39.622	140.4	1:04.978		24.089	104.9	2:08.689
6	Out	138.4	1:04.228		23.694	106.4	3:27.674 P	13	39.124	140.7	1:03.437		23.405	105.2	2:05.966
7	41.424	137.0	1:02.988		25.562	97.3	2:09.974	14	51.576	81.0	1:24.391		In		2:58.644 P

13 Wilson-Pittard (BON)								Chevron B8							
lap	Sect-1	Speed	Sect-2	Speed	Sect-3	Speed	Laptime Pit	lap	Sect-1	Speed	Sect-2	Speed	Sect-3	Speed	Laptime Pit
1	41.528	134.2	1:07.495	134.8	24.534	102.1	2:13.557	7	44.298	131.6	1:11.711	132.4	28.491	91.3	2:24.500
2	41.104	133.7	1:06.704	133.7	24.854	98.8	2:12.662	8	45.577	128.3	1:12.476	120.7	In		2:33.217 P
3	43.042	130.1	1:10.488	94.5	In		2:24.610 P	9	Out	131.6	1:10.608	133.2	25.255	99.0	4:20.560 P
4	Out	116.9	1:13.164	133.2	28.394	85.9	4:09.277 P	10	42.254	132.9	1:07.876	133.2	24.862	99.0	2:14.992
5	46.082	128.6	1:12.158	133.7	28.195	94.1	2:26.435	11	41.643	132.6	1:06.911	133.7	24.680	101.1	2:13.234
6	45.180	129.6	1:12.430	134.2	28.040	91.4	2:25.650	12							

14 Oliver Bryant (ROD)								Lola T70 Mk3B							
lap	Sect-1	Speed	Sect-2	Speed	Sect-3	Speed	Laptime Pit	lap	Sect-1	Speed	Sect-2	Speed	Sect-3	Speed	Laptime Pit
1	Out	106.7	1:11.989	141.3	27.642	96.7	2:25.326	2	41.547	144.3	1:06.000	153.9	26.462	94.0	2:14.009

16 Jolly-Farthing (HUL)								Cooper Monaco T61M							
lap	Sect-1	Speed	Sect-2	Speed	Sect-3	Speed	Laptime Pit	lap	Sect-1	Speed	Sect-2	Speed	Sect-3	Speed	Laptime Pit
1	Out	116.5	1:13.908	140.7	28.115	94.3	2:26.509	7	Out	118.4	1:13.773	143.1	28.911	96.4	4:40.826 P
2	44.355	126.9	1:09.736	149.8	27.093	98.7	2:21.184	8	43.989	128.1	1:11.411	150.5	28.251	96.0	2:23.651
3	43.957	130.6	1:10.657	149.1	27.430	97.3	2:22.044	9	45.558	114.7	1:11.519	151.8	27.705	94.8	2:24.782
4	43.925	124.7	1:10.533	142.5	29.623	94.9	2:24.081	10	43.807	130.3	1:11.123	150.5	28.468	89.7	2:23.398
5	44.453	130.8	1:10.542	149.8	27.457	93.1	2:22.452	11	44.613	135.3	1:10.585	153.6	27.729	99.0	2:22.927
6	44.826	135.3	1:12.306	143.1	In		2:31.005 P	12	51.452	95.6	1:27.307	107.2	In		2:57.804 P



**Session Start: 16:02:00 - Finish: 16:32:30**  
**Weather/Track Conditions: Cloud / Dry**  
**Circuit: Silverstone Historic Grand Prix**  
**Track Length: 5.857 Km - 3.6394 miles**



# Silverstone Classic - 28 - 30 Jul 2017

## FIA Masters Historic Sports Cars Qualifying for Race 19 - Sector Analysis

36 Roland Lewis (HUL)								Hamill SR3							
lap	Sect-1	Speed	Sect-2	Speed	Sect-3	Speed	Laptime Pit	lap	Sect-1	Speed	Sect-2	Speed	Sect-3	Speed	Laptime Pit
1	Out	95.2	1:18.677		32.276	86.3	2:36.690	6	45.844	130.1	1:15.372		29.969	90.3	2:31.185
2	46.910	134.8	1:15.511		29.934	89.5	2:32.355	7	59.269	85.5	6:05.062	87.0	In		7:48.098 P
3	47.695	118.8	1:15.521		30.974	87.8	2:34.190	8	Out	133.7	1:18.250		30.536	81.1	3:32.943 P
4	47.004	121.4	1:13.763		30.061	79.1	2:30.828	9	48.663	124.3	1:17.838		30.015	86.8	2:36.516
5	47.769	128.1	1:15.090	127.6	30.035	88.9	2:32.894	10	53.194	72.8	1:24.009	87.8	In		3:02.432 P

40 Watson-Kirkaldy (BON)								Chevron B8							
lap	Sect-1	Speed	Sect-2	Speed	Sect-3	Speed	Laptime Pit	lap	Sect-1	Speed	Sect-2	Speed	Sect-3	Speed	Laptime Pit
1	Out	111.1	1:12.540	138.4	27.172	92.9	2:21.400	7	44.149	123.1	1:11.903	134.5	27.994	92.2	2:24.046
2	43.680	129.8	1:07.927	137.5	25.854	97.0	2:17.461	8	45.113	122.9	1:12.468	134.5	28.857	94.1	2:26.438
3	41.991	135.0	1:07.196	136.4	25.492	99.1	2:14.679	9	44.314	126.6	1:12.325	134.2	27.731	95.5	2:24.370
4	41.677	135.6	1:06.569	138.4	25.636	97.4	2:13.882	10	44.729	121.1	1:13.303	133.7	27.485	96.8	2:25.517
5	44.438	120.9	1:10.080	135.6	In		2:26.934 P	11	48.129	115.1	1:18.447	111.5	In		2:40.322 P
6	Out	110.2	1:14.510		28.339	90.6	4:49.066 P	12							

44 Hall-Garofall (MAR)								Lola T212							
lap	Sect-1	Speed	Sect-2	Speed	Sect-3	Speed	Laptime Pit	lap	Sect-1	Speed	Sect-2	Speed	Sect-3	Speed	Laptime Pit
1	Out	118.6	1:09.137	138.7	25.262	102.3	2:17.382	8	40.516	138.7	1:04.559	139.2	23.876	107.0	2:08.951
2	40.685	138.7	1:05.175	138.9	24.391	105.0	2:10.251	9	41.183	137.8	1:05.646	138.1	25.521	106.0	2:12.350
3	40.588	138.1	1:05.620	138.1	In		2:12.571 P	10	39.752	139.5	1:04.702	139.5	24.425	100.9	2:08.879
4	Out	138.1	1:05.713	137.0	26.855	106.0	4:00.939 P	11	44.160	107.0	1:09.637	129.3	26.268	105.4	2:20.065
5	40.447	138.9	1:05.041	139.2	23.983	107.0	2:09.471	12	40.007	139.2	1:04.374	139.5	24.025	106.9	2:08.406
6	40.194	139.5	1:04.358	140.7	24.382	107.2	2:08.934	13	46.383	107.2	1:13.701	122.9	In		2:29.808 P
7	40.298	139.2	1:06.544	119.4	27.890	106.5	2:14.732	14							

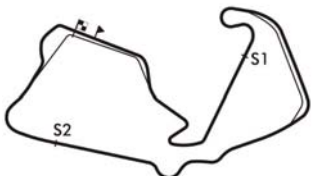
45 Hammond-Johnson (BON)								Chevron B8							
lap	Sect-1	Speed	Sect-2	Speed	Sect-3	Speed	Laptime Pit	lap	Sect-1	Speed	Sect-2	Speed	Sect-3	Speed	Laptime Pit
1	Out	97.3	1:15.844	123.6	28.990	94.5	2:29.282	7	44.860	116.3	1:14.429	130.3	In		2:35.827 P
2	45.123	116.9	1:11.648	134.8	27.797	93.1	2:24.568	8	Out	107.2	1:15.947	131.8	29.170	94.0	4:08.171 P
3	44.148	116.9	1:11.162	132.6	27.814	93.6	2:23.124	9	46.628	121.6	1:15.783	130.8	28.728	93.5	2:31.139
4	44.179	120.1	1:11.472	131.6	28.155	90.9	2:23.806	10	45.458	120.9	1:15.092	133.2	31.526	87.0	2:32.076
5	45.018	108.9	1:13.373	131.8	27.589	91.6	2:25.980	11	49.549	123.4	1:17.658		29.601	87.2	2:36.808
6	44.058	120.9	1:12.199	131.6	27.220	93.1	2:23.477	12	48.015	125.2	1:17.843	128.8	In		2:41.983 P

46 Mike Whitaker (HUL)								Lola T70 Mk2 Spyder							
lap	Sect-1	Speed	Sect-2	Speed	Sect-3	Speed	Laptime Pit	lap	Sect-1	Speed	Sect-2	Speed	Sect-3	Speed	Laptime Pit
1	Out	97.4	1:13.730	131.6	27.097	99.3	2:24.904	7	41.922	135.8	1:07.126	151.5	25.613	100.8	2:14.661
2	43.296	131.3	1:09.754	152.2	26.438	98.0	2:19.488	8	44.720	120.5	1:11.282	146.2	In		2:24.825 P
3	42.768	125.7	1:07.983	150.5	26.657	100.6	2:17.408	9	Out	124.5	1:09.653	150.1	26.466	97.8	5:09.929 P
4	41.752	127.8	1:06.863	149.8	26.422	100.5	2:15.037	10	42.063	139.5	1:07.991	150.8	25.956	99.1	2:16.010
5	46.551	128.6	1:08.418	149.5	26.009	102.8	2:20.978	11	49.776	100.6	1:12.229	129.3	In		2:34.277 P
6	41.547	141.0	1:07.695	151.1	25.934	98.8	2:15.176	12							

47 Pink-Attwood (MAR)								Lola T210							
lap	Sect-1	Speed	Sect-2	Speed	Sect-3	Speed	Laptime Pit	lap	Sect-1	Speed	Sect-2	Speed	Sect-3	Speed	Laptime Pit
1	Out	114.1	1:12.438	132.1	26.148	100.8	2:22.122	7	42.741	131.3	1:09.051	135.8	25.631	101.7	2:17.423
2	43.575	132.6	1:09.306	138.7	25.919	99.1	2:18.800	8	42.355	132.9	1:08.899	135.8	25.605	100.3	2:16.859
3	42.548	133.2	1:09.638	138.4	26.266	96.7	2:18.452	9	42.129	131.6	1:09.608	135.8	25.903	99.3	2:17.640
4	42.630	131.8	1:09.353	134.5	26.161	100.2	2:18.144	10	42.636	130.3	1:08.419	135.8	25.874	99.3	2:16.929
5	43.084	132.6	1:32.964	112.0	In		2:49.123 P	11	42.737	132.4	1:11.095	131.8	25.986	99.0	2:19.818
6	Out	115.7	1:10.263	135.3	27.158	96.0	4:58.575 P	12	41.853	134.2	1:08.883	137.8	25.587	100.5	2:16.323



**Session Start: 16:02:00 - Finish: 16:32:30**  
**Weather/Track Conditions: Cloud / Dry**  
**Circuit: Silverstone Historic Grand Prix**  
**Track Length: 5.857 Km - 3.6394 miles**



# Silverstone Classic - 28 - 30 Jul 2017

## FIA Masters Historic Sports Cars Qualifying for Race 19 - Sector Analysis

48 Gibson-Littlejohn (ROD)								Lola T70 Mk3B							
lap	Sect-1	Speed	Sect-2	Speed	Sect-3	Speed	Laptime Pit	lap	Sect-1	Speed	Sect-2	Speed	Sect-3	Speed	Laptime Pit
1	Out	126.4	1:08.081	129.8	30.621	104.5	2:21.385	8	40.622	150.1	1:04.337	154.6	25.343	107.0	2:10.302
2	41.827	126.6	1:04.626	157.2	25.155	105.5	2:11.608	9	40.601	145.9	1:03.612	157.2	24.808	106.5	2:09.021
3	39.519	150.8	1:03.142	155.0	24.494	107.9	2:07.155	10	40.624	149.8	1:05.152	153.9	24.170	106.9	2:09.946
4	39.356	151.1	1:03.234	156.1	24.381	106.2	2:06.971	11	41.455	144.0	1:05.158	153.9	24.658	104.7	2:11.271
5	42.598	99.0	1:14.465	99.1	In		2:28.924	12	40.215	149.5	1:04.078	155.3	24.118	107.5	2:08.411
6	Out	146.5	1:05.232	155.7	24.482	109.1	4:23.120	13	39.782	150.8	1:03.507	156.4	24.189	108.6	2:07.478
7	39.204	151.5	1:04.277	155.0	24.137	105.7	2:07.618	14							

50 Kjallgren-Wills (BON)								Daren Mk2							
lap	Sect-1	Speed	Sect-2	Speed	Sect-3	Speed	Laptime Pit	lap	Sect-1	Speed	Sect-2	Speed	Sect-3	Speed	Laptime Pit
1	Out	117.7	1:17.376	120.5	28.156	91.4	2:29.442	7	44.451	123.6	1:12.215	129.6	In		2:29.006
2	45.327	125.2	1:11.854	130.6	26.712	96.7	2:23.893	8	Out	125.2	1:12.268	129.8	26.411	97.4	3:58.989
3	43.164	128.1	1:10.614	130.3	27.353	97.8	2:21.131	9	43.984	129.6	1:09.763	130.3	26.598	94.7	2:20.345
4	43.938	125.0	1:11.835	130.1	27.815	95.2	2:23.588	10	43.447	128.1	1:08.813	131.1	27.013	94.7	2:19.273
5	44.713	128.1	1:11.326	130.1	27.082	96.0	2:23.121	11	52.230	102.3	1:23.592	92.2	In		2:49.000
6	44.149	125.4	1:11.817	130.6	27.117	97.4	2:23.083	12							

52 Robert Oldershaw (MAR)								Lola T212							
lap	Sect-1	Speed	Sect-2	Speed	Sect-3	Speed	Laptime Pit	lap	Sect-1	Speed	Sect-2	Speed	Sect-3	Speed	Laptime Pit
1	Out	127.1	1:09.471	134.8	24.723	104.5	2:14.984	7	40.224	134.2	1:05.481	136.4	24.289	103.7	2:09.994
2	41.998	137.2	1:05.627	138.7	25.324	97.3	2:12.949	8	40.880	134.5	1:07.551	136.4	25.522	105.2	2:13.953
3	42.109	132.1	1:05.585	139.2	25.176	98.7	2:12.870	9	40.613	135.6	1:06.176	135.0	25.720	99.7	2:12.509
4	41.647	133.7	1:05.852	136.7	24.653	106.0	2:12.152	10	40.672	135.3	1:06.467	135.8	25.482	99.7	2:12.621
5	40.867	134.8	1:05.387	139.8	25.388	103.2	2:11.642	11	41.588	129.8	1:06.643	134.8	24.692	104.5	2:12.923
6	40.172	137.2	1:06.151	135.3	24.357	102.9	2:10.680	12	43.232	109.5	1:13.873	127.1	In		2:29.656

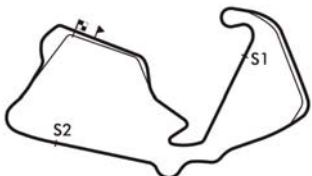
58 Shaun Lynn (ROD)								Lola T70 Mk3B							
lap	Sect-1	Speed	Sect-2	Speed	Sect-3	Speed	Laptime Pit	lap	Sect-1	Speed	Sect-2	Speed	Sect-3	Speed	Laptime Pit
1	Out	105.5	1:15.382	138.4	27.793	86.8	2:25.499	6	42.530	145.6	1:07.071	151.1	26.466	101.4	2:16.067
2	44.367	140.1	1:10.740	150.8	26.779	98.3	2:21.886	7	41.959	139.5	1:07.680	151.8	26.324	98.1	2:15.963
3	44.818	128.1	1:09.098	149.1	26.748	95.7	2:20.664	8	42.023	144.9	1:07.353	151.5	25.912	96.4	2:15.288
4	43.381	143.4	1:08.403	148.5	In		2:21.110	9	43.834	137.0	1:13.502	110.9	29.088	93.2	2:26.424
5	Out	137.0	1:10.340	148.1	26.719	95.9	4:56.151	10	42.871	137.8	1:08.474	148.5	In		2:26.066

59 Brooks-Beebee (BON)								Chevron B8							
lap	Sect-1	Speed	Sect-2	Speed	Sect-3	Speed	Laptime Pit	lap	Sect-1	Speed	Sect-2	Speed	Sect-3	Speed	Laptime Pit
1	Out	111.1	1:13.388	135.6	27.429	89.7	2:23.304	8	44.088	130.1	1:12.007	129.6	In		2:26.887
2	45.126	125.9	1:11.947	131.6	27.843	92.4	2:24.916	9	Out	123.1	1:12.642	127.6	26.947	96.4	4:00.637
3	43.730	128.8	1:10.241	130.1	26.223	100.3	2:20.194	10	43.986	125.0	1:11.882	127.8	26.173	92.3	2:22.041
4	42.841	129.6	1:09.009	131.1	25.956	93.1	2:17.806	11	44.430	127.8	1:10.116	130.8	25.724	99.1	2:20.270
5	47.940	128.8	1:10.247	131.6	27.299	90.1	2:25.486	12	43.558	129.8	1:09.948	129.6	26.012	97.7	2:19.518
6	43.587	126.4	1:08.932	133.7	26.499	97.4	2:19.018	13	53.666	83.7	1:27.583	88.7	In		2:58.228
7	42.736	129.8	1:09.698	132.1	26.081	97.1	2:18.515	14							

62 Donn-Foley (MAR)								Coldwell C14							
lap	Sect-1	Speed	Sect-2	Speed	Sect-3	Speed	Laptime Pit	lap	Sect-1	Speed	Sect-2	Speed	Sect-3	Speed	Laptime Pit
1	Out	111.3	1:14.819	137.5	25.927	103.1	2:23.469	7	43.019	132.4	1:09.801	129.1	In		2:22.480
2	41.753	134.8	1:07.436	135.3	24.545	105.4	2:13.734	8	Out	121.4	1:13.648	134.5	27.341	97.3	4:32.002
3	41.868	136.1	1:05.447	134.5	24.432	104.2	2:11.747	9	44.718	122.0	1:13.554	125.9	26.680	98.4	2:24.952
4	40.887	135.6	1:25.768	136.7	26.580	99.4	2:33.235	10	43.840	133.2	1:09.650	132.1	27.045	97.3	2:20.535
5	41.465	134.2	1:06.926	138.1	26.664	101.5	2:15.055	11	44.006	127.8	1:11.277	131.8	27.119	95.2	2:22.402
6	41.444	134.8	1:05.990	136.4	25.268	101.7	2:12.702	12	43.429	131.1	1:11.883	129.3	27.116	96.3	2:22.428



**Session Start: 16:02:00 - Finish: 16:32:30**  
**Weather/Track Conditions: Cloud / Dry**  
**Circuit: Silverstone Historic Grand Prix**  
**Track Length: 5.857 Km - 3.6394 miles**





# Silverstone Classic - 28 - 30 Jul 2017

## FIA Masters Historic Sports Cars Qualifying for Race 19 - Sector Analysis

123 Ross Hyett (SIF)								Chevron B16							
lap	Sect-1	Speed	Sect-2	Speed	Sect-3	Speed	Laptime Pit	lap	Sect-1	Speed	Sect-2	Speed	Sect-3	Speed	Laptime Pit
1	Out	119.2	1:14.615	130.6	26.984	93.2	2:24.211	5	43.050	131.3	1:10.191	133.2	26.026	100.2	2:19.267
2	44.705	129.3	1:10.249	133.9	25.866	96.7	2:20.820	6	46.170	106.4	1:18.694	112.6	In		2:41.555 P
3	42.833	130.3	1:12.492	132.4	25.655	97.5	2:20.980	7	Out	128.6	1:10.722	135.8	28.736	90.8	6:05.637 P
4	42.812	131.8	1:09.597	135.0	25.974	100.6	2:18.383	8	53.237	88.1	1:26.881	95.3	In		2:53.618 P

133 Minshaw-Hall (ROD)								Lola T70 Mk3B							
lap	Sect-1	Speed	Sect-2	Speed	Sect-3	Speed	Laptime Pit	lap	Sect-1	Speed	Sect-2	Speed	Sect-3	Speed	Laptime Pit
1	Out	128.8	1:10.583	146.5	27.240	99.4	2:18.492	8	41.500	132.1	1:06.543	153.2	25.341	102.6	2:13.384
2	41.164	146.5	1:08.876	150.5	25.207	100.2	2:15.247	9	40.657	144.6	1:05.414	153.2	24.775	96.3	2:10.846
3	41.444	143.4	1:05.523	152.2	24.577	101.5	2:11.544	10	40.690	137.8	1:06.090	151.8	24.638	98.7	2:11.418
4	42.556	144.9	1:05.647	153.2	24.709	105.5	2:12.912	11	42.476	139.2	1:07.330	153.2	25.839	102.8	2:15.645
5	42.499	121.1	1:08.329	147.8	25.259	101.8	2:16.087	12	41.039	146.5	1:05.570	156.1	24.762	104.0	2:11.371
6	41.566	142.5	1:05.535	143.7	In		2:14.732 P	13	40.432	146.5	1:05.685	153.9	24.958	104.2	2:11.075
7	Out	125.2	1:13.978	151.8	26.069	100.2	4:25.488 P	14							

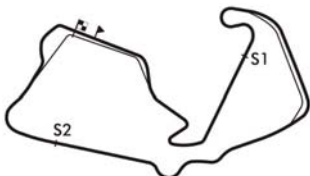
144 Pochciol-Hanson (PES)								De Tomaso Pantera							
lap	Sect-1	Speed	Sect-2	Speed	Sect-3	Speed	Laptime Pit	lap	Sect-1	Speed	Sect-2	Speed	Sect-3	Speed	Laptime Pit
1							2:23.160	6	45.777	130.3	1:17.774		29.793	91.1	2:33.344
2							2:21.630	7	45.936	130.1	1:16.749		30.973	88.2	2:33.658
3	5:19.438	127.1	1:15.995		30.060	90.8	7:05.493 P	8	47.872	124.7	1:16.836		30.456	88.3	2:35.164
4	46.491	125.2	1:15.389		29.653	88.4	2:31.533	9	47.644	122.5	1:17.892		29.995	92.6	2:35.531
5	46.875	127.1	1:15.143		30.254	90.7	2:32.272	10	54.030	99.3	1:24.846		In		2:59.576 P

150 Martin-Haddon (INV)								GRD S72							
lap	Sect-1	Speed	Sect-2	Speed	Sect-3	Speed	Laptime Pit	lap	Sect-1	Speed	Sect-2	Speed	Sect-3	Speed	Laptime Pit
1	Out	116.1	1:13.960	123.6	26.774	94.9	2:25.090	7	41.814	133.2	1:07.847	133.2	24.830	102.5	2:14.491
2	42.977	126.1	1:10.981	127.6	26.441	100.5	2:20.399	8	41.506	133.7	1:06.380	133.7	24.656	103.6	2:12.542
3	41.875	122.7	1:10.063	125.0	26.324	100.6	2:18.262	9	40.707	135.3	1:06.573	134.8	24.853	101.7	2:12.133
4	42.506	128.3	1:09.719	128.6	25.965	101.5	2:18.190	10	41.255	132.6	1:06.648	135.3	26.964	99.0	2:14.867
5	41.793	132.4	1:10.917	124.5	In		2:28.917 P	11	41.902	136.4	1:06.428	133.2	24.420	104.0	2:12.750
6	Out	129.6	1:10.176	130.6	25.679	103.2	4:44.041 P	12	40.895	135.3	1:06.407	135.0	24.467	103.2	2:11.769

160 Michael Birch (INV)								Elva GT160							
lap	Sect-1	Speed	Sect-2	Speed	Sect-3	Speed	Laptime Pit	lap	Sect-1	Speed	Sect-2	Speed	Sect-3	Speed	Laptime Pit

163 Furness-Ward (MAR)								Lola T212							
lap	Sect-1	Speed	Sect-2	Speed	Sect-3	Speed	Laptime Pit	lap	Sect-1	Speed	Sect-2	Speed	Sect-3	Speed	Laptime Pit
1	Out	127.8	1:16.683	132.4	29.115	92.3	2:30.544	6	43.384	134.2	1:09.496	137.5	27.092	100.3	2:19.972
2	44.672	132.9	1:11.153	136.1	27.461	95.3	2:23.286	7	43.165	134.8	1:09.499		27.444	99.0	2:20.108
3	44.317	135.8	1:09.618	138.9	26.872	96.4	2:20.807	8	44.280	134.2	1:10.237	134.2	26.702	98.5	2:21.219
4	44.000	133.4	1:10.417	136.4	27.250	98.7	2:21.667	9	43.703	134.2	1:09.356	135.8	In		2:25.457 P
5	43.262	134.8	1:08.987	136.1	26.707	99.1	2:18.956	10							

202 Gomes-Claridge (INV)								Lotus 47 GT							
lap	Sect-1	Speed	Sect-2	Speed	Sect-3	Speed	Laptime Pit	lap	Sect-1	Speed	Sect-2	Speed	Sect-3	Speed	Laptime Pit
1	Out	106.9	1:16.483	128.3	28.544	97.3	2:28.406	7	Out	119.4	1:14.319	125.4	29.048	95.1	3:57.661 P
2	45.490	120.7	1:11.316		27.640	99.0	2:24.446	8	47.670	110.7	1:14.853		28.422	94.8	2:30.945
3	45.966	131.6	1:10.086	136.4	27.061	98.5	2:23.113	9	45.526	121.4	1:12.530	128.8	27.188	97.0	2:25.244
4	44.031	121.6	1:10.757	137.2	28.503	98.1	2:23.291	10	44.930	120.5	1:12.631	130.1	28.084	93.1	2:25.645
5	47.725	124.7	1:11.789		26.486	97.4	2:26.000	11	44.938	123.6	1:12.440	133.9	27.978	95.3	2:25.356
6	44.556	120.1	1:13.264	137.5	In		2:28.638 P	12	45.993	120.5	1:12.439	132.4	27.606	94.9	2:26.038



**Session Start: 16:02:00 - Finish: 16:32:30**  
**Weather/Track Conditions: Cloud / Dry**  
**Circuit: Silverstone Historic Grand Prix**  
**Track Length: 5.857 Km - 3.6394 miles**

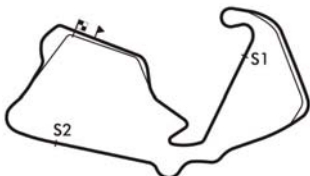
# Silverstone Classic - 28 - 30 Jul 2017

## FIA Masters Historic Sports Cars Qualifying for Race 19 - Sector Analysis

210 David Tomlin (MAR)								Lola T210							
lap	Sect-1	Speed	Sect-2	Speed	Sect-3	Speed	Laptime Pit	lap	Sect-1	Speed	Sect-2	Speed	Sect-3	Speed	Laptime Pit
1	Out	118.6	1:10.392		25.573	102.0	2:19.405	7	41.260	135.6	1:06.898		25.993	103.2	2:14.151
2	42.265	133.7	1:07.282		25.181	105.0	2:14.728	8	40.534	135.3	1:06.341		24.453	103.1	2:11.328
3	40.967	134.5	1:07.329		26.007	101.5	2:14.303	9	41.624	133.2	1:15.456		27.054	97.1	2:24.134
4	42.027	130.1	1:16.825		27.782	105.0	2:26.634	10	40.934	135.0	1:06.077		24.730	101.8	2:11.741
5	43.701	124.0	1:11.473		30.880	102.6	2:26.054	11	42.932	113.2	1:12.659		27.320	99.4	2:22.911
6	41.741	132.1	1:06.127		24.570	99.0	2:12.438	12	41.515	128.3	1:23.998		In		2:41.839 P

223 Kubota-Middlehurst (HUL)								Lotus 23B							
lap	Sect-1	Speed	Sect-2	Speed	Sect-3	Speed	Laptime Pit	lap	Sect-1	Speed	Sect-2	Speed	Sect-3	Speed	Laptime Pit
1	Out	110.6	1:19.451	124.3	28.920	88.1	2:35.209	7	Out	117.5	1:16.405	124.0	28.366	91.3	4:26.072 P
2	48.081	114.5	1:15.199	124.0	29.338	87.6	2:32.618	8	46.593	123.1	1:15.376	125.7	27.870	93.2	2:29.839
3	46.009	126.1	1:13.406	129.6	27.783	88.8	2:27.198	9	45.838	123.6	1:15.497	122.9	27.855	89.2	2:29.190
4	46.737	120.5	1:14.864	131.1	27.883	92.3	2:29.484	10	46.306	122.9	1:15.818	123.8	27.985	90.7	2:30.109
5	46.773	125.9	1:14.525	127.3	27.854	92.9	2:29.152	11	46.344	121.1	1:15.366	124.0	29.378	85.5	2:31.088
6	45.444	125.9	1:13.842	127.8	In		2:30.051 P	12	48.247	122.5	1:15.146	125.7	27.551	88.8	2:30.944

911 Alain Gadai (PES)								Porsche 911RS							
lap	Sect-1	Speed	Sect-2	Speed	Sect-3	Speed	Laptime Pit	lap	Sect-1	Speed	Sect-2	Speed	Sect-3	Speed	Laptime Pit
1	Out	115.1	1:27.069	108.2	35.195	78.6	2:45.759	7	49.350	116.1	1:19.244	120.5	30.549	85.4	2:39.143
2	51.348	114.7	1:22.244	118.6	33.596	83.6	2:47.188	8	49.725	116.1	1:17.945		29.737	87.0	2:37.407
3	51.736	111.8	1:21.143	118.8	32.696	76.7	2:45.575	9	49.196	114.9	1:17.942	120.9	29.295	83.3	2:36.433
4	50.783	113.2	1:19.239	120.1	32.383	83.3	2:42.405	10	49.851	114.7	1:18.527	123.6	31.852	79.1	2:40.230
5	49.896	109.3	1:22.079	120.7	32.429	83.6	2:44.404	11	49.348	116.9	1:22.288	119.2	32.706	78.8	2:44.342
6	52.254	109.5	1:17.276	123.1	30.900	86.7	2:40.430	12							



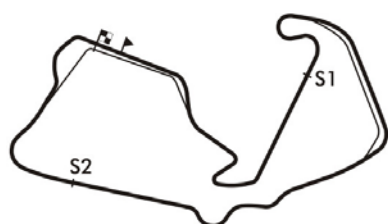
**Session Start: 16:02:00 - Finish: 16:32:30**  
**Weather/Track Conditions: Cloud / Dry**  
**Circuit: Silverstone Historic Grand Prix**  
**Track Length: 5.857 Km - 3.6394 miles**

# Silverstone Classic - 28 - 30 Jul 2017

## FIA Masters Historic Sports Cars

### Qualifying for Race 19 - Best Sector Times

SECTOR 1			SECTOR 2			SECTOR 3			IDEAL / BEST LAP COMPARISON						
NO	TIME	LAP	NO	TIME	LAP	NO	TIME	LAP	NO	NAME	BEST	IN	IDEAL	DIFF	
1	99	38.859	13	89	1:02.776	5	65	23.083	10	99	Gibson-Ward	2:05.599	13	2:05.599	+0.000
2	9	39.124	13	9	1:02.988	7	9	23.405	13	65	Ferrao-Stretton	2:05.755	14	2:05.632	+0.123
3	65	39.201	6	48	1:03.142	3	99	23.588	13	4	Martin O'Connell	2:05.852	10		+
4	48	39.204	7	99	1:03.152	13	25	23.776	13	9	Smith-Hilliard-Padm	2:05.966	13	2:05.517	+0.449
5	21	39.294	7	65	1:03.348	14	44	23.876	8	48	Gibson-Littlejohn	2:06.971	4	2:06.464	+0.507
6	89	39.344	4	21	1:03.753	8	21	23.925	13	21	Tandy-Osborne	2:07.460	13	2:06.972	+0.488
7	25	39.672	6	81	1:04.284	13	48	24.118	12	89	Banks A-Banks M	2:07.681	3	2:06.323	+1.358
8	44	39.752	10	44	1:04.358	6	76	24.165	9	44	Hall-Garofall	2:08.406	12	2:07.986	+0.420
9	81	39.811	12	25	1:04.690	8	89	24.203	4	25	Michael Gans	2:08.640	6	2:08.138	+0.502
10	52	40.172	6	76	1:04.799	9	52	24.289	7	81	Beighton-Hadfield	2:08.674	13	2:08.441	+0.233
11	23	40.178	3	23	1:05.197	7	81	24.346	13	76	Wrigley-Bartell	2:09.222	9	2:09.222	+0.000
12	76	40.258	9	52	1:05.387	5	23	24.411	4	23	Gary Pearson	2:09.977	4	2:09.786	+0.191
13	133	40.432	13	133	1:05.414	9	150	24.420	11	52	Robert Oldershaw	2:09.994	7	2:09.848	+0.146
14	210	40.534	8	62	1:05.447	3	62	24.432	3	133	Minshaw-Hall	2:10.846	9	2:10.423	+0.423
15	150	40.707	9	3	1:05.722	4	210	24.453	8	7	Mahmoud-Greensal	2:11.136	10		+
16	3	40.718	9	14	1:06.000	2	13	24.534	1	210	David Tomlin	2:11.328	8	2:11.064	+0.264
17	62	40.887	4	210	1:06.077	10	133	24.577	3	62	Donn-Foley	2:11.747	3	2:10.766	+0.981
18	13	41.104	2	150	1:06.380	8	3	25.202	9	150	Martin-Haddon	2:11.769	12	2:11.507	+0.262
19	95	41.499	8	95	1:06.512	3	95	25.312	4	3	Jason Wright	2:12.251	9	2:11.642	+0.609
20	14	41.547	2	40	1:06.569	4	40	25.492	3	13	Wilson-Pittard	2:12.662	2	2:12.342	+0.320
21	46	41.547	6	13	1:06.704	2	47	25.587	12	40	Watson-Kirkaldy	2:13.882	4	2:13.738	+0.144
22	40	41.677	4	46	1:06.863	4	46	25.613	7	14	Oliver Bryant	2:14.009	2	2:14.009	+0.000
23	47	41.853	12	58	1:07.071	6	123	25.655	3	95	Gary Culver	2:14.434	3	2:13.323	+1.111
24	58	41.959	7	47	1:08.419	10	29	25.657	7	46	Mike Whitaker	2:14.661	7	2:14.023	+0.638
25	59	42.736	7	29	1:08.484	7	59	25.724	11	58	Shaun Lynn	2:15.288	8	2:14.942	+0.346
26	19	42.738	6	50	1:08.813	10	19	25.794	6	47	Pink-Attwood	2:16.323	12	2:15.859	+0.464
27	123	42.812	4	59	1:08.932	6	58	25.912	8	29	Ahlers-Bellinger	2:17.540	7	2:17.124	+0.416
28	29	42.983	6	163	1:08.987	5	78	26.030	12	19	Owen A-Owen M	2:17.675	6	2:17.675	+0.000
29	22	42.993	8	19	1:09.143	6	50	26.411	8	59	Brooks-Beebee	2:17.806	4	2:17.392	+0.414
30	50	43.164	3	22	1:09.229	7	14	26.462	2	123	Ross Hyett	2:18.383	4	2:18.064	+0.319
31	163	43.165	7	123	1:09.597	4	202	26.486	5	163	Furness-Ward	2:18.956	5	2:18.854	+0.102
32	78	43.442	12	16	1:09.736	2	74	26.499	3	22	Michiel Smits	2:19.182	8	2:19.119	+0.063
33	16	43.807	10	83	1:09.929	3	163	26.702	8	50	Kjallgren-Wills	2:19.273	10	2:18.388	+0.885
34	24	43.962	3	78	1:10.065	12	22	26.897	8	78	Birkett-Littlejohn	2:19.537	12	2:19.537	+0.000
35	202	44.031	4	202	1:10.086	3	72	27.036	6	16	Jolly-Farthing	2:21.184	2	2:20.636	+0.548
36	45	44.058	6	77	1:10.348	3	16	27.093	2	144	Pochciol-Hanson	2:21.630	2	2:30.573	+8.943
37	74	44.123	4	45	1:11.162	3	24	27.105	3	74	Bates-Bates	2:21.813	3	2:21.784	+0.029
38	77	44.448	3	74	1:11.162	3	45	27.220	6	77	Wright-Twyman	2:22.273	3	2:22.273	+0.000
39	83	44.908	3	24	1:11.242	4	77	27.477	3	83	Maers-Martin	2:23.000	3	2:22.619	+0.381
40	72	45.271	6	72	1:13.106	6	73	27.534	12	24	Head A-Head D	2:23.044	4	2:22.309	+0.735
41	223	45.444	6	223	1:13.406	3	223	27.551	12	202	Gomes-Claridge	2:23.113	3	2:20.603	+2.510
42	144	45.777	6	36	1:13.763	4	83	27.782	5	45	Hammond-Johnson	2:23.124	3	2:22.440	+0.684
43	36	45.844	6	75	1:14.607	5	75	29.031	2	72	Jamie Boot	2:25.413	6	2:25.413	+0.000
44	73	46.973	9	144	1:15.143	5	911	29.295	9	223	Kubota-Middlehurst	2:27.198	3	2:26.401	+0.797
45	75	48.230	3	73	1:16.386	12	144	29.653	4	36	Roland Lewis	2:30.828	4	2:29.541	+1.287
46	911	49.196	9	911	1:17.276	6	36	29.934	2	73	Keith Martin	2:31.973	9	2:30.893	+1.080
47	4			4			4			75	Martin Angle	2:33.066	3	2:31.868	+1.198



Session Start: 16:02:00 - Finish: 16:32:30

Weather/Track Conditions: Cloud / Dry

Circuit: Silverstone Historic Grand Prix

Track Length: 5.857 Km - 3.6394 miles

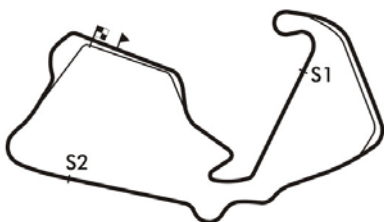


# Silverstone Classic - 28 - 30 Jul 2017

## FIA Masters Historic Sports Cars

### Qualifying for Race 19 - Best Sector Times

48	7	7	7
49	160	160	160



**Session Start: 16:02:00 - Finish: 16:32:30**  
**Weather/Track Conditions: Cloud / Dry**  
**Circuit: Silverstone Historic Grand Prix**  
**Track Length: 5.857 Km - 3.6394 miles**

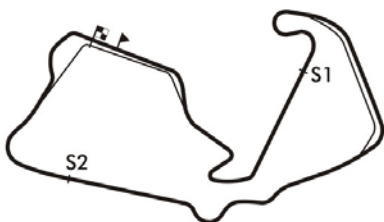


# Silverstone Classic - 28 - 30 Jul 2017

## FIA Masters Historic Sports Cars

### Qualifying for Race 19 - Best Sector Times

911	Alain Gadat	2:36.433	9	2:35.767	+0.666
160	Michael Birch				+



**Session Start: 16:02:00 - Finish: 16:32:30**  
**Weather/Track Conditions: Cloud / Dry**  
**Circuit: Silverstone Historic Grand Prix**  
**Track Length: 5.857 Km - 3.6394 miles**



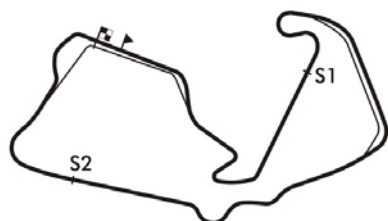


# Silverstone Classic - 28 - 30 Jul 2017

## FIA Masters Historic Sports Cars

### Qualifying for Race 19 - Best Sector Speeds

	NO	SECTOR 1	MPH	NO	SECTOR 2	MPH	NO	SECTOR 3	MPH
1	89	Banks A-Banks M	155.3	89	Banks A-Banks M	161.3	89	Banks A-Banks M	110.9
2	48	Gibson-Littlejohn	151.5	48	Gibson-Littlejohn	157.2	48	Gibson-Littlejohn	109.1
3	21	Tandy-Osborne	149.1	81	Beighton-Hadfield	156.4	81	Beighton-Hadfield	108.9
4	99	Gibson-Ward	149.1	133	Minshaw-Hall	156.1	99	Gibson-Ward	108.9
5	81	Beighton-Hadfield	148.5	3	Jason Wright	154.3	65	Ferrao-Stretton	108.1
6	3	Jason Wright	147.8	22	Michiel Smits	154.3	21	Tandy-Osborne	107.9
7	133	Minshaw-Hall	146.5	14	Oliver Bryant	153.9	44	Hall-Garofall	107.2
8	58	Shaun Lynn	145.6	16	Jolly-Farthing	153.6	9	Smith-Hilliard-Padmore	107.0
9	23	Gary Pearson	144.9	99	Gibson-Ward	152.9	23	Gary Pearson	106.4
10	14	Oliver Bryant	144.3	21	Tandy-Osborne	152.5	52	Robert Oldershaw	106.0
11	29	Ahlers-Bellinger	142.8	95	Gary Culver	152.5	133	Minshaw-Hall	105.5
12	95	Gary Culver	141.6	46	Mike Whitaker	152.2	62	Donn-Foley	105.4
13	46	Mike Whitaker	141.0	58	Shaun Lynn	151.8	210	David Tomlin	105.0
14	9	Smith-Hilliard-Padmore	140.7	76	Wrigley-Bartell	141.6	25	Michael Gans	104.4
15	25	Michael Gans	140.1	25	Michael Gans	140.7	3	Jason Wright	104.2
16	44	Hall-Garofall	139.5	44	Hall-Garofall	140.7	76	Wrigley-Bartell	104.2
17	76	Wrigley-Bartell	139.2	65	Ferrao-Stretton	140.7	150	Martin-Haddon	104.0
18	78	Birkett-Littlejohn	138.9	52	Robert Oldershaw	139.8	95	Gary Culver	103.6
19	83	Maeers-Martin	138.9	163	Furness-Ward	138.9	46	Mike Whitaker	102.8
20	65	Ferrao-Stretton	138.4	47	Pink-Attwood	138.7	13	Wilson-Pittard	102.1
21	52	Robert Oldershaw	137.2	40	Watson-Kirkaldy	138.4	29	Ahlers-Bellinger	101.8
22	150	Martin-Haddon	136.4	62	Donn-Foley	138.1	47	Pink-Attwood	101.7
23	62	Donn-Foley	136.1	202	Gomes-Claridge	137.5	58	Shaun Lynn	101.4
24	163	Furness-Ward	135.8	19	Owen A-Owen M	136.1	123	Ross Hyett	100.6
25	40	Watson-Kirkaldy	135.6	123	Ross Hyett	135.8	59	Brooks-Beebee	100.3
26	210	David Tomlin	135.6	59	Brooks-Beebee	135.6	163	Furness-Ward	100.3
27	16	Jolly-Farthing	135.3	150	Martin-Haddon	135.3	40	Watson-Kirkaldy	99.1
28	36	Roland Lewis	134.8	13	Wilson-Pittard	134.8	16	Jolly-Farthing	99.0
29	13	Wilson-Pittard	134.2	45	Hammond-Johnson	134.8	202	Gomes-Claridge	99.0
30	22	Michiel Smits	134.2	74	Bates-Bates	131.3	78	Birkett-Littlejohn	98.7
31	47	Pink-Attwood	134.2	50	Kjallgren-Wills	131.1	22	Michiel Smits	98.4
32	77	Wright-Twyman	132.9	223	Kubota-Middlehurst	131.1	83	Maeers-Martin	98.1
33	19	Owen A-Owen M	132.1	24	Head A-Head D	130.1	19	Owen A-Owen M	98.0
34	123	Ross Hyett	131.8	72	Jamie Boot	128.8	50	Kjallgren-Wills	97.8
35	202	Gomes-Claridge	131.6	36	Roland Lewis	127.6	14	Oliver Bryant	96.7
36	144	Pochciol-Hanson	130.3	911	Alain Gadai	123.6	77	Wright-Twyman	96.4
37	59	Brooks-Beebee	130.1	73	Keith Martin	121.6	45	Hammond-Johnson	94.5
38	50	Kjallgren-Wills	129.6	4	Martin O'Connell	0.0	24	Head A-Head D	93.5
39	72	Jamie Boot	126.1	7	Mahmoud-Greensall	0.0	223	Kubota-Middlehurst	93.2
40	74	Bates-Bates	126.1	9	Smith-Hilliard-Padmore	0.0	73	Keith Martin	92.9



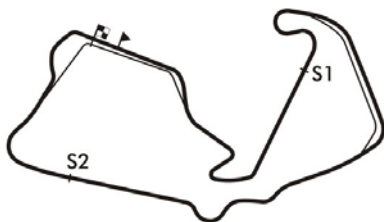
**Session Start: 16:02:00 - Finish: 16:32:30**  
**Weather/Track Conditions: Cloud / Dry**  
**Circuit: Silverstone Historic Grand Prix**  
**Track Length: 5.857 Km - 3.6394 miles**

# Silverstone Classic - 28 - 30 Jul 2017

## FIA Masters Historic Sports Cars

### Qualifying for Race 19 - Best Sector Speeds

41	223	Kubota-Middlehurst	126.1	23	Gary Pearson	0.0	74	Bates-Bates	92.7
42	24	Head A-Head D	125.4	29	Ahlers-Bellinger	0.0	75	Martin Angle	92.7
43	45	Hammond-Johnson	125.2	75	Martin Angle	0.0	144	Pochciol-Hanson	92.6
44	75	Martin Angle	118.8	77	Wright-Twyman	0.0	72	Jamie Boot	91.8
45	73	Keith Martin	117.5	78	Birkett-Littlejohn	0.0	36	Roland Lewis	90.3
46	911	Alain Gadal	116.9	83	Maeers-Martin	0.0	911	Alain Gadal	87.0
47	160	Michael Birch	110.0	144	Pochciol-Hanson	0.0	4	Martin O'Connell	0.0
48	4	Martin O'Connell	0.0	160	Michael Birch	0.0	7	Mahmoud-Greensall	0.0
49	7	Mahmoud-Greensall	0.0	210	David Tomlin	0.0	160	Michael Birch	0.0



**Session Start: 16:02:00 - Finish: 16:32:30**  
**Weather/Track Conditions: Cloud / Dry**  
**Circuit: Silverstone Historic Grand Prix**  
**Track Length: 5.857 Km - 3.6394 miles**



## Silverstone Classic - 28 - 30 Jul 2017

### JET Super Touring Car Trophy Qualifying for Race 9 - Classification

Sheet No:

POS	NO	DRIVER/S	CLASS	CLASS POS	CAR MAKE / MODEL	TIME	ON	LAPS	GAP	DIFF	MPH
1	4	Jason Minshaw	ST1	1	Volvo S40	2:14.743	4	7			97.24
2	20	Chris Beighton	ST1	2	Honda Accord	2:15.317	6	7	0.574	0.574	96.82
3	1	Gianfranco Brancatelli	GA1	1	Ford Sierra RS500	2:15.596	6	7	0.853	0.279	96.62
4	60	Mark Wright	GA1	2	Ford Sierra RS500	2:15.784	2	5	1.041	0.188	96.49
5	3	James Dodd	ST1	3	Honda Accord	2:17.018	4	4	2.275	1.234	95.62
6	6	Dave Jarman	ST1	4	Nissan Primera	2:18.440	5	7	3.697	1.422	94.64
7	44	Jon Minshaw	ST2	1	Audi A4	2:18.723	3	6	3.980	0.283	94.45
8	66	Harry Whale	GA2	1	BMW M3	2:19.969	3	7	5.226	1.246	93.60
9	15	Paul Mensley	GA1	3	Ford Sierra RS500	2:20.416	3	7	5.673	0.447	93.31
10	23	Graeme Dodd	ST1	5	Honda Accord	2:20.429	3	4	5.686	0.013	93.30
11	7	Darren Fielding	ST1	6	Ford Mondeo	2:20.985	6	6	6.242	0.556	92.93
12	17	Mark Smith	GA2	2	BMW E30 M3	2:21.928	5	7	7.185	0.943	92.31
13	11	Steve Dymoke	ST4	1	Alfa Romeo 156	2:21.941	5	7	7.198	0.013	92.30
14	36	Keith Butcher	ST2	2	Audi A4	2:22.651	6	7	7.908	0.710	91.84
15	10	Daniel Wheeler	ST1	7	Nissan Primera	2:22.866	3	3	8.123	0.215	91.71
16	12	Roger Stanford	ST4	2	Vauxhall Astra	2:23.054	7	7	8.311	0.188	91.59
17	31	Jim Richards	GA2	3	BMW 635	2:23.356	5	6	8.613	0.302	91.39
18	61	Tom Houlbrook	GA2	4	BMW E30 M3	2:23.532	6	7	8.789	0.176	91.28
19	28	Jason Hughes	ST4	3	MG ZS	2:24.336	5	6	9.593	0.804	90.77
20	88	Steve Soper	GA2	5	Rover Vitesse	2:24.432	2	5	9.689	0.096	90.71
21	9	Mike Wrigley	GA2	6	Rover Vitesse	2:25.016	2	6	10.273	0.584	90.35
22	27	Allan Scott	ST2	3	Mazda 323	2:25.076	6	6	10.333	0.060	90.31
23	117	Tom Andrew	GA2	7	BMW E30 M3	2:25.906	7	7	11.163	0.830	89.80
24	45	Paul Linfoot	GA1	4	Ford Sierra RS500	2:26.520	4	6	11.777	0.614	89.42
25	42	Tom Pochciol	GA4	1	Ford Capri	2:26.878	5	6	12.135	0.358	89.20
26	24	Aly McMillan	ST2	4	Nissan Primera	2:28.086	5	7	13.343	1.208	88.47
27	67	Tony Absolom	ST2	5	Vauxhall Cavalier	2:28.263	7	7	13.520	0.177	88.37
28	123	Ric Wood	GA4	2	Ford Capri	2:28.413	6	7	13.670	0.150	88.28
29	30	John Pearson	ST4	4	Alfa Romeo 156	2:28.579	5	6	13.836	0.166	88.18
30	51	Mike Wilds	GA4	3	BMW 2002Ti	2:29.247	6	7	14.504	0.668	87.79
31	146	Andy Dean Woods	GA2	8	Audi 100	2:31.206	5	7	16.463	1.959	86.65
32	77	Phil Mauger	ST1	8	Nissan Primera	2:31.556	5	6	16.813	0.350	86.45
33	18	Mike Whitaker	GA4	4	Ford Capri	2:32.778	6	6	18.035	1.222	85.76
34	53	Mike Luck	GA6	1	BMW 320	2:33.689	5	6	18.946	0.911	85.25
35	111	Duncan McKay	GA6	2	Ford Capri	2:33.751	6	6	19.008	0.062	85.21
36	84	Steve Jones	GA2	9	BMW E30M3	2:33.838	5	6	19.095	0.087	85.17
37	40	Lindsay O'Donnell	ST4	5	BMW 132 S40	2:35.715	4	5	20.972	1.877	84.14
38	48	Robin Benn	GA4	5	Ford Capri	2:42.327	2	6	27.584	6.612	80.71
39	41	George Pochciol	GA6	3	Ford Capri	2:44.265	5	6	29.522	1.938	79.76
40	122	Gavin Pickering	GA2	10	Ford Sierra XR4i	8:34.256	1	2	6:19.5	5:49.991	25.48
41	2	Chris Ward	GA2	11	Jaguar XJS			3			0.00
42	8	Bernie Hogarth	ST4	6	Honda Integra			1			0.00
43	19	Dave Brodie	GA1	5	Ford Sierra RS500						

Cars 10, 40, 45, 51 & 122 require working transponders - Regulation Q.12.2.1 refers.  
A 30 second penalty will be applied if not working in the race.

Session Start: 17:25:22 - Finish: 17:43:24  
Weather/Track Conditions: Cloud / Dry  
Circuit: Silverstone Historic Grand Prix  
Track Length: 5.857 Km - 3.6394 miles

These results are provisional until the conclusion of any judicial and technical matters.

Clerk of the Course:

Timekeeper:

Issued at:

# Silverstone Classic - 28 - 30 Jul 2017

## JET Super Touring Car Trophy Qualifying for Race 9 - Sector Analysis

1 Gianfranco Brancatelli (GA1)								Ford Sierra RS500							
lap	Sect-1	Speed	Sect-2	Speed	Sect-3	Speed	Laptime Pit	lap	Sect-1	Speed	Sect-2	Speed	Sect-3	Speed	Laptime Pit
1	Out	115.1	1:15.200	143.1	28.144	89.7	2:30.722	5	42.676	135.6	1:08.163	144.0	25.680	98.1	2:16.519
2	44.212	133.9	1:12.261		26.576	94.9	2:23.049	6	42.079	133.4	1:07.732	144.3	25.785	96.3	2:15.596
3	42.554	135.3	1:09.990	142.5	25.915	96.6	2:18.459	7	44.446	136.7	1:09.373		27.730	94.5	2:21.549
4	43.645	129.8	1:08.796	141.0	26.340	96.6	2:18.781	8							

2 Chris Ward (GA2)								Jaguar XJS							
lap	Sect-1	Speed	Sect-2	Speed	Sect-3	Speed	Laptime Pit	lap	Sect-1	Speed	Sect-2	Speed	Sect-3	Speed	Laptime Pit
1	Out	111.7	1:18.081	116.7	In		2:33.196 P	3	Out	125.9	1:12.429	133.7	26.839	90.2	9:18.138 P
2	Out	74.3	1:23.282		In		5:27.072 P	4							

3 James Dodd (ST1)								Honda Accord							
lap	Sect-1	Speed	Sect-2	Speed	Sect-3	Speed	Laptime Pit	lap	Sect-1	Speed	Sect-2	Speed	Sect-3	Speed	Laptime Pit
1	Out	90.0	1:18.766	122.0	26.909	94.4	2:33.405	3	Out	121.4	1:11.293	132.6	25.809	100.5	9:34.998 P
2	44.720	119.8	1:18.107	100.3	In		2:32.001 P	4	42.584	131.1	1:09.164	135.3	25.270	96.4	2:17.018

4 Jason Minshaw (ST1)								Volvo S40							
lap	Sect-1	Speed	Sect-2	Speed	Sect-3	Speed	Laptime Pit	lap	Sect-1	Speed	Sect-2	Speed	Sect-3	Speed	Laptime Pit
1	Out	90.0	1:15.814		26.925	98.4	2:28.332	5	43.187	128.6	1:07.232		26.294	99.6	2:16.713
2	43.708	131.8	1:09.897		26.189	98.4	2:19.794	6	42.870	132.4	1:07.407		25.855	99.3	2:16.132
3	42.452	131.8	1:07.849		25.022	98.8	2:15.323	7	43.027	130.1	1:08.406		In		2:21.301 P
4	42.136	133.4	1:07.135		25.472	99.4	2:14.743	8							

6 Dave Jarman (ST1)								Nissan Primera							
lap	Sect-1	Speed	Sect-2	Speed	Sect-3	Speed	Laptime Pit	lap	Sect-1	Speed	Sect-2	Speed	Sect-3	Speed	Laptime Pit
1	Out	92.2	1:28.380	98.4	31.539	79.0	2:50.759	5	43.008	128.8	1:09.719	130.1	25.713	99.7	2:18.440
2	47.205	123.4	1:15.349	128.1	27.740	94.0	2:30.294	6	44.720	126.1	1:09.141		26.112	95.6	2:19.973
3	44.057	127.3	1:15.003	125.7	28.022	96.0	2:27.082	7	44.187	126.6	1:10.316		25.486	98.4	2:19.989
4	43.251	128.8	1:11.986	129.1	25.996	96.6	2:21.233	8							

7 Darren Fielding (ST1)								Ford Mondeo							
lap	Sect-1	Speed	Sect-2	Speed	Sect-3	Speed	Laptime Pit	lap	Sect-1	Speed	Sect-2	Speed	Sect-3	Speed	Laptime Pit
1	Out	102.5	1:49.656		31.101		3:09.667	4	Out	123.8	1:12.281		26.605		4:17.303 P
2	47.432	120.5	1:16.723		28.662	88.7	2:32.817	5	44.578	122.0	1:22.868		26.300		2:33.746
3	48.779	119.4	1:15.113		In		2:39.341 P	6	44.081	124.5	1:10.811		26.093		2:20.985

8 Bernie Hogarth (ST4)								Honda Integra							
lap	Sect-1	Speed	Sect-2	Speed	Sect-3	Speed	Laptime Pit	lap	Sect-1	Speed	Sect-2	Speed	Sect-3	Speed	Laptime Pit
1	Out	101.7	1:26.193	110.9	32.272	80.2	2:49.989	2							

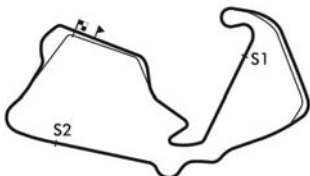
9 Mike Wrigley (GA2)								Rover Vitesse							
lap	Sect-1	Speed	Sect-2	Speed	Sect-3	Speed	Laptime Pit	lap	Sect-1	Speed	Sect-2	Speed	Sect-3	Speed	Laptime Pit
1	Out	116.1	1:16.113		28.033		2:28.177	4	45.849	123.8	1:12.779		In		2:32.668 P
2	44.908	119.8	1:12.741		27.367	89.2	2:25.016	5	Out	108.9	1:17.147		28.209		5:12.658 P
3	45.271	123.6	1:12.509		27.322	88.2	2:25.102	6	52.093	109.5	1:18.326		29.199	89.8	2:39.618

10 Daniel Wheeler (ST1)								Nissan Primera							
lap	Sect-1	Speed	Sect-2	Speed	Sect-3	Speed	Laptime Pit	lap	Sect-1	Speed	Sect-2	Speed	Sect-3	Speed	Laptime Pit
1							2:25.166	3							2:22.866
2							2:42.508	4							

11 Steve Dymoke (ST4)								Alfa Romeo 156							
lap	Sect-1	Speed	Sect-2	Speed	Sect-3	Speed	Laptime Pit	lap	Sect-1	Speed	Sect-2	Speed	Sect-3	Speed	Laptime Pit
1	Out	113.6	1:21.991		29.975	92.1	2:41.394	5	44.046	125.7	1:10.944		26.951	94.4	2:21.941
2	46.750	124.0	1:15.726		27.509	95.2	2:29.985	6	45.601	113.7	1:12.170		26.645	92.3	2:24.416
3	46.712	123.6	1:12.384		27.570	91.1	2:26.666	7	46.504	116.3	1:11.505		27.792	80.7	2:25.801
4	46.263	122.0	1:12.876		27.220	96.4	2:26.359	8							



**Session Start: 17:25:22 - Finish: 17:43:24**  
**Weather/Track Conditions: Cloud / Dry**  
**Circuit: Silverstone Historic Grand Prix**  
**Track Length: 5.857 Km - 3.6394 miles**

# Silverstone Classic - 28 - 30 Jul 2017

## JET Super Touring Car Trophy Qualifying for Race 9 - Sector Analysis

12 Roger Stanford (ST4)							Vauxhall Astra										
lap	Sect-1	Speed	Sect-2	Speed	Sect-3	Speed	Laptime	Pit	lap	Sect-1	Speed	Sect-2	Speed	Sect-3	Speed	Laptime	Pit
1	Out	109.3	1:18.848		29.170	89.8	2:34.278		5	44.866	123.8	1:12.486		27.606	94.8	2:24.958	
2		47.502	1:17.193		In		2:37.982	P	6	45.706	120.3	1:11.997		27.481	93.9	2:25.184	
3	Out	108.1	1:16.736		28.739	93.1	4:37.185	P	7	44.699	122.5	1:11.903		26.452	96.6	2:23.054	
4		45.394	1:12.815		27.673	94.8	2:25.882		8								

15 Paul Mensley (GA1)							Ford Sierra RS500										
lap	Sect-1	Speed	Sect-2	Speed	Sect-3	Speed	Laptime	Pit	lap	Sect-1	Speed	Sect-2	Speed	Sect-3	Speed	Laptime	Pit
1	Out	101.8	1:25.641		31.974	81.1	2:49.054		5	43.872	128.3	1:11.466		27.120	97.1	2:22.458	
2		49.301	1:13.910		28.298	96.0	2:31.509		6	44.625	129.8	1:10.363		26.396	96.8	2:21.384	
3		43.821	1:10.265		26.330	97.7	2:20.416		7	44.797	121.8	1:11.343		26.695	98.1	2:22.835	
4		42.946	1:11.920		26.388	91.4	2:21.254		8								

17 Mark Smith (GA2)							BMW E30 M3										
lap	Sect-1	Speed	Sect-2	Speed	Sect-3	Speed	Laptime	Pit	lap	Sect-1	Speed	Sect-2	Speed	Sect-3	Speed	Laptime	Pit
1	Out	111.7	1:17.317	128.8	28.452	96.6	2:33.096		5	43.769	129.6	1:11.284	133.7	26.875	95.6	2:21.928	
2		44.761	1:12.081	132.9	27.122	96.7	2:23.964		6	44.117	125.4	1:11.099	132.6	26.801	95.7	2:22.017	
3		45.037	1:13.077	132.9	26.963	95.6	2:25.077		7	45.105	124.7	1:13.036	117.3	In		2:33.700	P
4		43.942	1:11.653	132.6	26.468	97.4	2:22.063		8								

18 Mike Whitaker (GA4)							Ford Capri										
lap	Sect-1	Speed	Sect-2	Speed	Sect-3	Speed	Laptime	Pit	lap	Sect-1	Speed	Sect-2	Speed	Sect-3	Speed	Laptime	Pit
1	Out	105.7	1:20.803	120.9	29.058	85.3	2:37.504		4	48.360	118.1	1:16.608	122.5	28.195	87.3	2:33.163	
2		53.419	1:17.441	122.5	In		2:43.498	P	5	48.299	117.7	1:16.414	123.4	28.366	85.8	2:33.079	
3	Out	110.2	1:17.916	123.1	28.340	89.1	3:39.056	P	6	48.138	117.5	1:16.454	123.6	28.186	86.8	2:32.778	

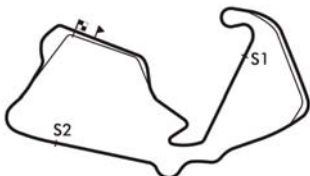
19 Dave Brodie (GA1)							Ford Sierra RS500										
lap	Sect-1	Speed	Sect-2	Speed	Sect-3	Speed	Laptime	Pit	lap	Sect-1	Speed	Sect-2	Speed	Sect-3	Speed	Laptime	Pit

20 Chris Beighton (ST1)							Honda Accord										
lap	Sect-1	Speed	Sect-2	Speed	Sect-3	Speed	Laptime	Pit	lap	Sect-1	Speed	Sect-2	Speed	Sect-3	Speed	Laptime	Pit
1	Out	98.4	1:21.570	123.4	27.635	95.1	2:56.600		5	42.892	130.6	1:08.075	131.1	25.437	99.4	2:16.404	
2		47.563	1:13.105	131.3	26.606	96.1	2:27.274		6	42.359	131.6	1:07.888	134.5	25.070	96.0	2:15.317	
3		43.876	1:10.278	132.1	26.545	96.7	2:20.699		7	43.214	128.3	1:10.250		25.446	96.0	2:18.910	
4		44.852	1:08.923	130.8	25.913	97.0	2:19.688		8								

23 Graeme Dodd (ST1)							Honda Accord										
lap	Sect-1	Speed	Sect-2	Speed	Sect-3	Speed	Laptime	Pit	lap	Sect-1	Speed	Sect-2	Speed	Sect-3	Speed	Laptime	Pit
1	Out	116.1	1:19.256		28.298	95.7	2:32.049		3	43.618	127.8	1:09.897		26.914	97.5	2:20.429	
2		44.480	1:11.391		27.119	97.8	2:22.990		4	45.717	110.9	1:12.608		In		2:29.436	P

24 Aly McMillan (ST2)							Nissan Primera										
lap	Sect-1	Speed	Sect-2	Speed	Sect-3	Speed	Laptime	Pit	lap	Sect-1	Speed	Sect-2	Speed	Sect-3	Speed	Laptime	Pit
1	Out	100.9	1:19.859		28.837	86.0	2:38.755		5	46.944	119.0	1:13.449		27.693	86.0	2:28.086	
2		47.218	1:14.940		28.217	80.2	2:30.375		6	47.930	117.9	1:13.452		27.293	93.6	2:28.675	
3		48.739	1:14.105		28.136	87.6	2:30.980		7	47.451	120.5	1:13.449		27.893	93.5	2:28.793	
4		46.902	1:14.122		28.341	88.5	2:29.365		8								

27 Allan Scott (ST2)							Mazda 323										
lap	Sect-1	Speed	Sect-2	Speed	Sect-3	Speed	Laptime	Pit	lap	Sect-1	Speed	Sect-2	Speed	Sect-3	Speed	Laptime	Pit
1	Out	108.2	1:20.046		31.005	78.7	2:35.672		4	47.357	121.8	1:15.131		In		2:32.356	P
2		48.088	1:16.140		28.646	90.3	2:32.874		5	Out	117.9	1:12.559		27.517	92.7	3:51.516	P
3		46.378	1:15.291		28.173	91.6	2:29.842		6	45.527	123.4	1:12.498		27.051	93.2	2:25.076	



**Session Start: 17:25:22 - Finish: 17:43:24**  
**Weather/Track Conditions: Cloud / Dry**  
**Circuit: Silverstone Historic Grand Prix**  
**Track Length: 5.857 Km - 3.6394 miles**

# Silverstone Classic - 28 - 30 Jul 2017

## JET Super Touring Car Trophy Qualifying for Race 9 - Sector Analysis

28 Jason Hughes (ST4)								MG ZS							
lap	Sect-1	Speed	Sect-2	Speed	Sect-3	Speed	Laptime Pit	lap	Sect-1	Speed	Sect-2	Speed	Sect-3	Speed	Laptime Pit
1	Out	50.2	1:19.849		28.516	94.5	2:46.750	4	46.141	123.6	1:13.269		27.251	96.7	2:26.661
2	45.613	122.0	1:14.016		27.674	90.1	2:27.303	5	45.079	121.6	1:12.005		27.252	94.9	2:24.336
3	46.123	120.7	1:12.411		26.888	96.8	2:25.422	6	49.111	121.1	1:24.152		In		2:56.525 P

30 John Pearson (ST4)								Alfa Romeo 156							
lap	Sect-1	Speed	Sect-2	Speed	Sect-3	Speed	Laptime Pit	lap	Sect-1	Speed	Sect-2	Speed	Sect-3	Speed	Laptime Pit
1	Out	109.3	1:22.200	120.9	30.365	87.5	2:40.727	4	48.439	115.1	1:14.224		27.758	90.2	2:30.421
2	47.345	115.5	1:17.055	122.2	28.031	90.0	2:32.431	5	45.677	120.3	1:14.373	123.4	28.529	91.7	2:28.579
3	46.272	119.6	1:15.521	122.0	28.597	90.9	2:30.390	6	50.582	107.0	1:19.349		In		2:45.552 P

31 Jim Richards (GA2)								BMW 635							
lap	Sect-1	Speed	Sect-2	Speed	Sect-3	Speed	Laptime Pit	lap	Sect-1	Speed	Sect-2	Speed	Sect-3	Speed	Laptime Pit
1	Out	100.9	1:18.665	132.9	32.199	89.6	2:38.324	4	46.674	125.9	1:12.206	134.8	28.818	94.7	2:27.698
2	45.962	129.1	1:12.751	132.6	29.085	91.7	2:27.798	5	45.023	127.3	1:11.129	134.8	27.204	91.9	2:23.356
3	45.540	123.8	1:12.940	137.2	27.798	91.2	2:26.278	6	5:10.319	52.2	1:50.144	73.3	In		7:48.885 P

36 Keith Butcher (ST2)								Audi A4							
lap	Sect-1	Speed	Sect-2	Speed	Sect-3	Speed	Laptime Pit	lap	Sect-1	Speed	Sect-2	Speed	Sect-3	Speed	Laptime Pit
1	Out	119.6	1:20.438		28.527	88.3	2:31.905	5	43.940	123.6	1:12.508		27.938	88.2	2:24.386
2	44.959	124.7	1:12.945		27.328	93.5	2:25.232	6	44.440	126.6	1:10.937		27.274	96.3	2:22.651
3	45.366	122.7	1:11.872		27.117	92.3	2:24.355	7	49.068	118.4	1:11.809		27.571	93.7	2:28.448
4	44.455	124.7	1:11.912	128.8	26.760	96.8	2:23.127	8							

40 Lindsay O'Donnell (ST4)								BMW 132 S40							
lap	Sect-1	Speed	Sect-2	Speed	Sect-3	Speed	Laptime Pit	lap	Sect-1	Speed	Sect-2	Speed	Sect-3	Speed	Laptime Pit
1							2:39.911	4							2:35.715
2							2:45.082	5							2:36.598
3							2:38.156	6							

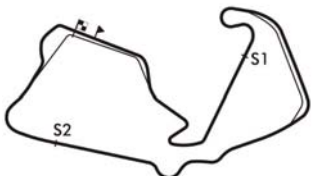
41 George Pochciol (GA6)								Ford Capri							
lap	Sect-1	Speed	Sect-2	Speed	Sect-3	Speed	Laptime Pit	lap	Sect-1	Speed	Sect-2	Speed	Sect-3	Speed	Laptime Pit
1	Out	96.1	1:26.152	118.8	31.918	77.2	2:48.344	4	51.048	113.0	1:22.738	119.2	31.337	81.5	2:45.123
2	52.449	110.4	1:23.173	116.3	31.841	79.0	2:47.463	5	51.467	111.5	1:21.987	119.4	30.811	80.9	2:44.265
3	51.110	113.0	1:22.514	116.9	31.188	80.6	2:44.812	6	52.591	111.7	1:21.793	119.4	30.774	81.2	2:45.158

42 Tom Pochciol (GA4)								Ford Capri							
lap	Sect-1	Speed	Sect-2	Speed	Sect-3	Speed	Laptime Pit	lap	Sect-1	Speed	Sect-2	Speed	Sect-3	Speed	Laptime Pit
1	Out	103.1	1:19.817		28.094	91.3	2:34.440	4	Out	120.1	1:13.185	125.4	27.361	92.3	3:28.251 P
2	45.955	120.5	1:15.400		27.904	92.3	2:29.259	5	45.778	118.8	1:13.327		27.773	92.7	2:26.878
3	45.371	120.5	1:15.713	124.7	In		2:35.085 P	6	48.189	119.4	1:15.250		27.297	93.3	2:30.736

44 Jon Minshaw (ST2)								Audi A4							
lap	Sect-1	Speed	Sect-2	Speed	Sect-3	Speed	Laptime Pit	lap	Sect-1	Speed	Sect-2	Speed	Sect-3	Speed	Laptime Pit
1	Out	115.7	1:13.811		26.984	95.1	2:23.983	4	49.046	90.7	1:17.329		In		2:35.569 P
2	43.828	124.3	1:10.790		25.914		2:20.532	5	Out	124.3	1:09.687		25.843		2:31.733 P
3	43.539	124.5	1:09.213		25.971		2:18.723	6	46.337	118.8	1:10.493		26.122		2:22.952

45 Paul Linfoot (GA1)								Ford Sierra RS500							
lap	Sect-1	Speed	Sect-2	Speed	Sect-3	Speed	Laptime Pit	lap	Sect-1	Speed	Sect-2	Speed	Sect-3	Speed	Laptime Pit
1	Out	91.9	1:20.212		30.558		2:42.822	4	45.979	120.7	1:12.956		27.585		2:26.520
2	49.493	118.1	1:20.093		28.345		2:37.931	5	45.377	122.7	1:13.428		In		2:31.733 P
3	45.817	123.4	1:15.194		27.638		2:28.649	6	Out	110.0	1:17.504		31.084		3:54.666 P

48 Robin Benn (GA4)								Ford Capri							
lap	Sect-1	Speed	Sect-2	Speed	Sect-3	Speed	Laptime Pit	lap	Sect-1	Speed	Sect-2	Speed	Sect-3	Speed	Laptime Pit
1	Out	106.5	1:23.943		32.017	79.7	2:45.750	4	52.087	112.8	1:20.145	117.9	31.303	80.3	2:43.535
2	50.298	112.8	1:21.008		31.021	77.7	2:42.327	5	53.351	110.2	1:21.460		29.822	77.8	2:44.633
3	50.978	111.8	1:22.340		32.322	68.1	2:45.640	6	53.211	107.2	1:21.001		30.844	81.1	2:45.056



**Session Start: 17:25:22 - Finish: 17:43:24**  
**Weather/Track Conditions: Cloud / Dry**  
**Circuit: Silverstone Historic Grand Prix**  
**Track Length: 5.857 Km - 3.6394 miles**

# Silverstone Classic - 28 - 30 Jul 2017

## JET Super Touring Car Trophy Qualifying for Race 9 - Sector Analysis

51 Mike Wilds (GA4)								BMW 2002Ti							
lap	Sect-1	Speed	Sect-2	Speed	Sect-3	Speed	Laptime Pit	lap	Sect-1	Speed	Sect-2	Speed	Sect-3	Speed	Laptime Pit
1	Out	109.5					2:35.244	5	46.648	117.5	1:15.225		27.805		2:29.678
2					29.418		2:35.024	6					27.751		2:29.247
3					27.807		2:31.090	7					28.147		2:30.431
4					27.552		2:31.009	8							

53 Mike Luck (GA6)								BMW 320							
lap	Sect-1	Speed	Sect-2	Speed	Sect-3	Speed	Laptime Pit	lap	Sect-1	Speed	Sect-2	Speed	Sect-3	Speed	Laptime Pit
1	Out	91.8	1:24.206		35.040	72.1	2:52.627	4	47.929	114.1	1:17.349		29.005	88.8	2:34.283
2	51.783	112.6	1:21.486		29.172	87.3	2:42.441	5	48.070	114.5	1:16.797		28.822	90.4	2:33.689
3	48.948	109.1	1:20.030		29.074	88.7	2:38.052	6	47.329	115.5	1:16.316		In		2:41.461 P

60 Mark Wright (GA1)								Ford Sierra RS500							
lap	Sect-1	Speed	Sect-2	Speed	Sect-3	Speed	Laptime Pit	lap	Sect-1	Speed	Sect-2	Speed	Sect-3	Speed	Laptime Pit
1	Out	113.6	1:13.449		27.457	95.6	2:23.584	4	52.266	100.8	1:23.658		In		2:48.688 P
2	42.675	144.6	1:06.703		26.406	90.4	2:15.784	5	Out	64.9	1:56.344		In		5:22.497 P
3	41.519	143.7	1:14.246		31.213	72.8	2:26.978	6							

61 Tom Houlbrook (GA2)								BMW E30 M3							
lap	Sect-1	Speed	Sect-2	Speed	Sect-3	Speed	Laptime Pit	lap	Sect-1	Speed	Sect-2	Speed	Sect-3	Speed	Laptime Pit
1	Out	97.0	1:18.262	130.8	28.622	90.3	2:35.347	5	45.931	116.3	1:21.053	110.4	30.391	93.5	2:37.375
2	45.166	125.4	1:11.576	135.0	27.196	91.7	2:23.938	6	44.605	128.3	1:11.726	132.6	27.201	95.5	2:23.532
3	45.183	128.1	1:13.120	133.7	28.932	92.4	2:27.235	7	50.889	108.1	1:24.265	87.4	31.537	92.8	2:46.691
4	45.958	126.6	1:12.077	133.4	28.645	93.3	2:26.680	8							

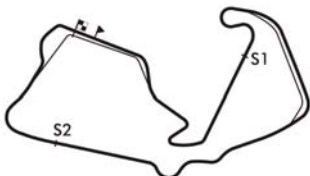
66 Harry Whale (GA2)								BMW M3							
lap	Sect-1	Speed	Sect-2	Speed	Sect-3	Speed	Laptime Pit	lap	Sect-1	Speed	Sect-2	Speed	Sect-3	Speed	Laptime Pit
1	Out	117.7	1:17.277		27.321	96.3	2:29.949	5	Out	125.7	1:10.964		27.430	97.0	3:43.652 P
2	43.576	126.6	1:11.739		25.555	99.7	2:20.870	6	43.641	126.6	1:12.932		26.642	97.3	2:23.215
3	43.679	127.6	1:10.206		26.084	98.3	2:19.969	7	44.717	124.0	1:10.441		26.582	98.3	2:21.740
4	42.979	126.6	1:09.061		In		2:22.326 P	8							

67 Tony Absolom (ST2)								Vauxhall Cavalier							
lap	Sect-1	Speed	Sect-2	Speed	Sect-3	Speed	Laptime Pit	lap	Sect-1	Speed	Sect-2	Speed	Sect-3	Speed	Laptime Pit
1	Out	116.5	1:22.099	123.4	30.768	85.7	2:38.871	5	45.099	124.5	1:14.700	124.3	28.740	90.6	2:28.539
2	47.300	123.1	1:15.814	126.9	28.673	87.5	2:31.787	6	47.734	120.7	1:14.755	125.4	27.936	90.2	2:30.425
3	46.483	125.2	1:15.654	126.1	29.040	89.0	2:31.177	7	46.433	120.9	1:13.353	126.9	28.477	90.7	2:28.263
4	46.377	123.4	1:13.910	127.6	30.118	90.6	2:30.405	8							

77 Phil Mauger (ST1)								Nissan Primera							
lap	Sect-1	Speed	Sect-2	Speed	Sect-3	Speed	Laptime Pit	lap	Sect-1	Speed	Sect-2	Speed	Sect-3	Speed	Laptime Pit
1	Out	101.1	1:26.903	123.4	31.466	78.3	2:48.459	4	49.121	121.4	1:15.673	127.6	29.945	87.5	2:34.739
2	1:01.705	108.4	1:16.737	120.1	29.207	90.4	2:47.649	5	47.170	124.3	1:14.950	128.6	29.436	89.6	2:31.556
3	48.344	122.2	1:15.343	128.3	30.947	78.5	2:34.634	6	47.505	123.6	1:15.930	124.5	29.938	87.5	2:33.373

84 Steve Jones (GA2)								BMW E30M3							
lap	Sect-1	Speed	Sect-2	Speed	Sect-3	Speed	Laptime Pit	lap	Sect-1	Speed	Sect-2	Speed	Sect-3	Speed	Laptime Pit
1	Out	84.6	1:27.068		30.126	83.7	2:51.542	4	48.953	116.1	1:18.015		30.124	87.3	2:37.092
2	49.053	116.9	1:20.807		29.884		2:39.744	5	47.558	115.5	1:16.896		29.384	88.5	2:33.838
3	48.125	116.5	1:18.590		29.904	85.7	2:36.619	6	50.017	115.7	1:17.684		29.143	88.4	2:36.844

88 Steve Soper (GA2)								Rover Vitesse							
lap	Sect-1	Speed	Sect-2	Speed	Sect-3	Speed	Laptime Pit	lap	Sect-1	Speed	Sect-2	Speed	Sect-3	Speed	Laptime Pit
1	Out	112.6	1:15.324	126.1	28.639	90.6	2:27.216	4	45.706	117.5	1:14.400	120.9	27.195	87.3	2:27.301
2	45.715	122.9	1:11.863	129.8	26.854	90.1	2:24.432	5	47.098	93.2	1:25.844	80.8	In		2:52.260 P
3	45.130	122.2	1:13.574	119.6	27.239	89.2	2:25.943	6							



**Session Start: 17:25:22 - Finish: 17:43:24**  
**Weather/Track Conditions: Cloud / Dry**  
**Circuit: Silverstone Historic Grand Prix**  
**Track Length: 5.857 Km - 3.6394 miles**

# Silverstone Classic - 28 - 30 Jul 2017

## JET Super Touring Car Trophy Qualifying for Race 9 - Sector Analysis

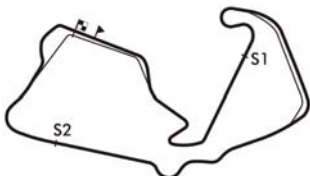
111 Duncan McKay (GA6)								Ford Capri							
lap	Sect-1	Speed	Sect-2	Speed	Sect-3	Speed	Laptime Pit	lap	Sect-1	Speed	Sect-2	Speed	Sect-3	Speed	Laptime Pit
1	Out	96.1	1:29.662	110.4	33.236	70.1	2:57.028	4	Out	111.3	1:18.796	116.9	29.105	87.6	3:40.409 P
2	53.525	104.4	1:28.544	110.4	32.873	69.8	2:54.942	5	48.292	114.7	1:17.873	116.7	28.240	87.3	2:34.405
3	53.840	106.2	1:26.319	116.3	In		2:56.190 P	6	48.181	114.1	1:17.142	118.4	28.428	88.8	2:33.751

117 Tom Andrew (GA2)								BMW E30 M3							
lap	Sect-1	Speed	Sect-2	Speed	Sect-3	Speed	Laptime Pit	lap	Sect-1	Speed	Sect-2	Speed	Sect-3	Speed	Laptime Pit
1	Out	67.8	1:31.315		34.799	89.8	3:00.454	5	46.225	118.1	1:14.683		28.233	89.0	2:29.141
2	47.679	123.8	1:13.384		28.309	92.9	2:29.372	6	45.171	123.8	1:12.810		28.020	86.6	2:26.001
3	44.985	123.4	1:13.329	124.7	28.286	93.6	2:26.600	7	45.217	123.6	1:12.971		27.718	91.2	2:25.906
4	45.104	123.1	1:16.457	95.9	31.071	92.7	2:32.632	8							

122 Gavin Pickering (GA2)								Ford Sierra XR4i							
lap	Sect-1	Speed	Sect-2	Speed	Sect-3	Speed	Laptime Pit	lap	Sect-1	Speed	Sect-2	Speed	Sect-3	Speed	Laptime Pit
1	6:34.015	98.3	1:27.648		32.593		8:34.256 P	2			In		In		3:06.287 P

123 Ric Wood (GA4)								Ford Capri							
lap	Sect-1	Speed	Sect-2	Speed	Sect-3	Speed	Laptime Pit	lap	Sect-1	Speed	Sect-2	Speed	Sect-3	Speed	Laptime Pit
1	Out	93.9	1:22.960	121.4	30.284	87.0	2:42.552	5	46.110	119.0	1:14.223	123.8	28.149	93.5	2:28.482
2	46.571	120.9	1:15.224	126.6	28.709	91.6	2:30.504	6	45.811	119.8	1:14.210	124.7	28.392	92.1	2:28.413
3	46.173	119.8	1:14.481	124.5	28.859	91.1	2:29.513	7	46.328	115.3	1:14.181	126.1	28.483	90.1	2:28.992
4	45.970	117.5	1:14.280	124.7	28.355	90.7	2:28.605	8							

146 Andy Dean Woods (GA2)								Audi 100							
lap	Sect-1	Speed	Sect-2	Speed	Sect-3	Speed	Laptime Pit	lap	Sect-1	Speed	Sect-2	Speed	Sect-3	Speed	Laptime Pit
1	Out	91.9	1:25.408	99.0	30.790	81.9	2:46.467	5	47.086	112.8	1:16.348	111.7	27.772	89.8	2:31.206
2	51.240	100.9	1:20.640	106.4	28.806	86.4	2:40.686	6	49.518	100.0	1:16.897	113.6	28.724	87.5	2:35.139
3	48.128	107.2	1:16.953	114.5	29.826	86.8	2:34.907	7	48.396	104.0	1:18.855	101.8	In		2:44.839 P
4	48.986	112.0	1:17.492	116.5	27.957	88.3	2:34.435	8							



Session Start: 17:25:22 - Finish: 17:43:24  
 Weather/Track Conditions: Cloud / Dry  
 Circuit: Silverstone Historic Grand Prix  
 Track Length: 5.857 Km - 3.6394 miles

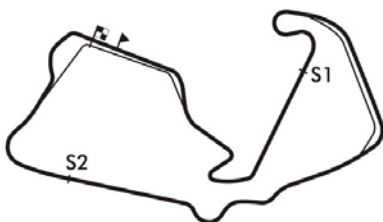


# Silverstone Classic - 28 - 30 Jul 2017

## JET Super Touring Car Trophy

### Qualifying for Race 9 - Best Sector Times

SECTOR 1			SECTOR 2			SECTOR 3			IDEAL / BEST LAP COMPARISON						
NO	TIME	LAP	NO	TIME	LAP	NO	TIME	LAP	NO	NAME	BEST	IN	IDEAL	DIFF	
1	60	41.519	3	60	1:06.703	2	4	25.022	3	4	Jason Minshaw	2:14.743	4	2:14.293	+0.450
2	1	42.079	6	4	1:07.135	4	20	25.070	6	20	Chris Beighton	2:15.317	6	2:15.317	+0.000
3	4	42.136	4	1	1:07.732	6	3	25.270	4	1	Gianfranco Brancate	2:15.596	6	2:15.491	+0.105
4	20	42.359	6	20	1:07.888	6	6	25.486	7	60	Mark Wright	2:15.784	2	2:14.628	+1.156
5	3	42.584	4	66	1:09.061	4	66	25.555	2	3	James Dodd	2:17.018	4	2:17.018	+0.000
6	15	42.946	4	6	1:09.141	6	1	25.680	5	6	Dave Jarman	2:18.440	5	2:17.635	+0.805
7	66	42.979	4	3	1:09.164	4	44	25.843	5	44	Jon Minshaw	2:18.723	3	2:18.595	+0.128
8	6	43.008	5	44	1:09.213	3	7	26.093	6	66	Harry Whale	2:19.969	3	2:17.595	+2.374
9	44	43.539	3	23	1:09.897	3	15	26.330	3	15	Paul Mensley	2:20.416	3	2:19.541	+0.875
10	23	43.618	3	15	1:10.265	3	60	26.406	2	23	Graeme Dodd	2:20.429	3	2:20.429	+0.000
11	17	43.769	5	7	1:10.811	6	12	26.452	7	7	Darren Fielding	2:20.985	6	2:20.985	+0.000
12	36	43.940	5	36	1:10.937	6	17	26.468	4	17	Mark Smith	2:21.928	5	2:21.336	+0.592
13	11	44.046	5	11	1:10.944	5	11	26.645	6	11	Steve Dymoke	2:21.941	5	2:21.635	+0.306
14	7	44.081	6	17	1:11.099	6	36	26.760	4	36	Keith Butcher	2:22.651	6	2:21.637	+1.014
15	61	44.605	6	31	1:11.129	5	2	26.839	3	10	Daniel Wheeler	2:22.866	3		+
16	12	44.699	7	61	1:11.576	2	88	26.854	2	12	Roger Stanford	2:23.054	7	2:23.054	+0.000
17	9	44.908	2	88	1:11.863	2	28	26.888	3	31	Jim Richards	2:23.356	5	2:23.356	+0.000
18	117	44.985	3	12	1:11.903	7	23	26.914	3	61	Tom Houlbrook	2:23.532	6	2:23.377	+0.155
19	31	45.023	5	28	1:12.005	5	27	27.051	6	28	Jason Hughes	2:24.336	5	2:23.972	+0.364
20	28	45.079	5	2	1:12.429	3	61	27.196	2	88	Steve Soper	2:24.432	2	2:23.847	+0.585
21	67	45.099	5	27	1:12.498	6	31	27.204	5	9	Mike Wrigley	2:25.016	2	2:24.739	+0.277
22	88	45.130	3	9	1:12.509	3	24	27.293	6	27	Allan Scott	2:25.076	6	2:25.076	+0.000
23	42	45.371	3	117	1:12.810	6	42	27.297	6	117	Tom Andrew	2:25.906	7	2:25.513	+0.393
24	45	45.377	5	45	1:12.956	4	9	27.322	3	45	Paul Linfoot	2:26.520	4	2:25.918	+0.602
25	27	45.527	6	42	1:13.185	4	51	27.552	4	42	Tom Pochciol	2:26.878	5	2:25.853	+1.025
26	30	45.677	5	67	1:13.353	7	45	27.585	4	24	Aly McMillan	2:28.086	5	2:27.644	+0.442
27	123	45.811	6	24	1:13.449	5	117	27.718	7	67	Tony Absolom	2:28.263	7	2:26.388	+1.875
28	51	46.648	5	123	1:14.181	7	30	27.758	4	123	Ric Wood	2:28.413	6	2:28.141	+0.272
29	24	46.902	4	30	1:14.224	4	146	27.772	5	30	John Pearson	2:28.579	5	2:27.659	+0.920
30	146	47.086	5	77	1:14.950	5	67	27.936	6	51	Mike Wilds	2:29.247	6	2:29.425	+0.178
31	77	47.170	5	51	1:15.225	5	123	28.149	5	146	Andy Dean Woods	2:31.206	5	2:31.206	+0.000
32	53	47.329	6	53	1:16.316	6	18	28.186	6	77	Phil Mauger	2:31.556	5	2:31.327	+0.229
33	84	47.558	5	146	1:16.348	5	111	28.240	5	18	Mike Whitaker	2:32.778	6	2:32.738	+0.040
34	18	48.138	6	18	1:16.414	5	53	28.822	5	53	Mike Luck	2:33.689	5	2:32.467	+1.222
35	111	48.181	6	84	1:16.896	5	84	29.143	6	111	Duncan McKay	2:33.751	6	2:33.563	+0.188
36	48	50.298	2	111	1:17.142	6	77	29.207	2	84	Steve Jones	2:33.838	5	2:33.597	+0.241
37	41	51.048	4	48	1:20.145	4	48	29.822	5	40	Lindsay O'Donnell	2:35.715	4		+
38	122	54.880	1	41	1:21.793	6	41	30.774	6	48	Robin Benn	2:42.327	2	2:40.265	+2.062
39	2			8	1:26.193	1	8	32.272	1	41	George Pochciol	2:44.265	5	2:43.615	+0.650
40	5			122	1:27.648	1	122	32.593	1	122	Gavin Pickering	8:34.256	1	2:55.121	5:39.135
41	8			5			5			2	Chris Ward				+
42	10			10			10			8	Bernie Hogarth				+
43	14			14			14			19	Dave Brodie				+
44	19			19			19								
45	40			40			40								
46	50			50			50								



Session Start: 17:25:22 - Finish: 17:43:24

Weather/Track Conditions: Cloud / Dry

Circuit: Silverstone Historic Grand Prix

Track Length: 5.857 Km - 3.6394 miles

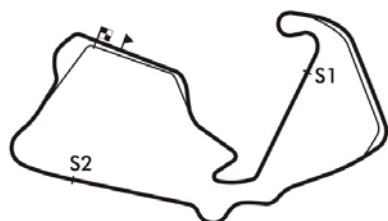


# Silverstone Classic - 28 - 30 Jul 2017

## JET Super Touring Car Trophy

### Qualifying for Race 9 - Best Sector Speeds

	NO	SECTOR 1	MPH	NO	SECTOR 2	MPH	NO	SECTOR 3	MPH
1	60	Mark Wright	144.6	1	Gianfranco Brancatelli	144.3	3	James Dodd	100.5
2	1	Gianfranco Brancatelli	136.7	31	Jim Richards	137.2	6	Dave Jarman	99.7
3	4	Jason Minshaw	133.4	3	James Dodd	135.3	66	Harry Whale	99.7
4	15	Paul Mensley	132.9	61	Tom Houlbrook	135.0	4	Jason Minshaw	99.6
5	20	Chris Beighton	131.6	20	Chris Beighton	134.5	20	Chris Beighton	99.4
6	3	James Dodd	131.1	2	Chris Ward	133.7	1	Gianfranco Brancatelli	98.1
7	17	Mark Smith	130.1	17	Mark Smith	133.7	15	Paul Mensley	98.1
8	31	Jim Richards	129.1	6	Dave Jarman	130.1	23	Graeme Dodd	97.8
9	6	Dave Jarman	128.8	88	Steve Soper	129.8	17	Mark Smith	97.4
10	61	Tom Houlbrook	128.3	36	Keith Butcher	128.8	28	Jason Hughes	96.8
11	23	Graeme Dodd	127.8	77	Phil Mauger	128.6	36	Keith Butcher	96.8
12	66	Harry Whale	127.6	67	Tony Absolom	127.6	12	Roger Stanford	96.6
13	36	Keith Butcher	126.6	123	Ric Wood	126.6	11	Steve Dymoke	96.4
14	2	Chris Ward	125.9	42	Tom Pochciol	125.4	60	Mark Wright	95.6
15	11	Steve Dymoke	125.7	117	Tom Andrew	124.7	61	Tom Houlbrook	95.5
16	67	Tony Absolom	125.2	8	Bernie Hogarth	124.3	44	Jon Minshaw	95.1
17	7	Darren Fielding	124.5	18	Mike Whitaker	123.6	31	Jim Richards	94.7
18	44	Jon Minshaw	124.5	30	John Pearson	123.4	24	Aly McMillan	93.6
19	77	Phil Mauger	124.3	41	George Pochciol	119.4	117	Tom Andrew	93.6
20	9	Mike Wrigley	123.8	111	Duncan McKay	118.4	123	Ric Wood	93.5
21	12	Roger Stanford	123.8	48	Robin Benn	117.9	42	Tom Pochciol	93.3
22	117	Tom Andrew	123.8	146	Andy Dean Woods	116.5	27	Allan Scott	93.2
23	28	Jason Hughes	123.6	4	Jason Minshaw	0.0	30	John Pearson	91.7
24	27	Allan Scott	123.4	5	Alvin Powell	0.0	67	Tony Absolom	90.7
25	45	Paul Linfoot	123.4	7	Darren Fielding	0.0	88	Steve Soper	90.6
26	88	Steve Soper	122.9	9	Mike Wrigley	0.0	53	Mike Luck	90.4
27	123	Ric Wood	120.9	10	Daniel Wheeler	0.0	77	Phil Mauger	90.4
28	24	Aly McMillan	120.5	11	Steve Dymoke	0.0	2	Chris Ward	90.2
29	42	Tom Pochciol	120.5	12	Roger Stanford	0.0	9	Mike Wrigley	89.8
30	30	John Pearson	120.3	14	Zak Brown	0.0	146	Andy Dean Woods	89.8
31	18	Mike Whitaker	118.1	15	Paul Mensley	0.0	18	Mike Whitaker	89.1
32	51	Mike Wilds	117.5	19	Dave Brodie	0.0	111	Duncan McKay	88.8
33	84	Steve Jones	116.9	23	Graeme Dodd	0.0	7	Darren Fielding	88.7
34	53	Mike Luck	115.5	24	Aly McMillan	0.0	84	Steve Jones	88.5
35	8	Bernie Hogarth	114.7	27	Allan Scott	0.0	41	George Pochciol	81.5
36	111	Duncan McKay	114.7	28	Jason Hughes	0.0	48	Robin Benn	81.1
37	41	George Pochciol	113.0	40	Lindsay O'Donnell	0.0	8	Bernie Hogarth	80.2
38	48	Robin Benn	112.8	44	Jon Minshaw	0.0	5	Alvin Powell	0.0
39	146	Andy Dean Woods	112.8	45	Paul Linfoot	0.0	10	Daniel Wheeler	0.0
40	19	Dave Brodie	99.9	50	Daren Edmonds	0.0	14	Zak Brown	0.0



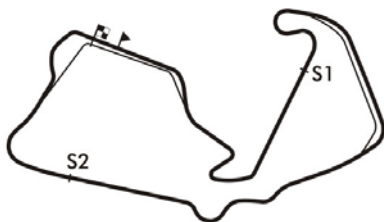
**Session Start: 17:25:22 - Finish: 17:43:24**  
**Weather/Track Conditions: Cloud / Dry**  
**Circuit: Silverstone Historic Grand Prix**  
**Track Length: 5.857 Km - 3.6394 miles**

# Silverstone Classic - 28 - 30 Jul 2017

## JET Super Touring Car Trophy

### Qualifying for Race 9 - Best Sector Speeds

41	122	Gavin Pickering	98.3	51	Mike Wilds	0.0	19	Dave Brodie	0.0
42	5	Alvin Powell	0.0	53	Mike Luck	0.0	40	Lindsay O'Donnell	0.0
43	10	Daniel Wheeler	0.0	60	Mark Wright	0.0	45	Paul Linfoot	0.0
44	14	Zak Brown	0.0	66	Harry Whale	0.0	50	Daren Edmonds	0.0
45	40	Lindsay O'Donnell	0.0	84	Steve Jones	0.0	51	Mike Wilds	0.0
46	50	Daren Edmonds	0.0	122	Gavin Pickering	0.0	122	Gavin Pickering	0.0



**Session Start: 17:25:22 - Finish: 17:43:24**  
**Weather/Track Conditions: Cloud / Dry**  
**Circuit: Silverstone Historic Grand Prix**  
**Track Length: 5.857 Km - 3.6394 miles**



**Silverstone Classic - 28 - 30 Jul 2017**

**JET Super Touring Car Trophy**

**Race 9 - Starting Grid**

**Sheet No:**

*Start Time : 17:20 - Heat Duration : 20 Minutes*

24	42	2	Chris Ward	43	19	Dave Brodie
23	40	41	George Pochciol	41	122	Gavin Pickering
22	38	84	Steve Jones	39	48	Robin Benn
21	36	53	Mike Luck	37	111	Duncan McKay
20	34	146	Andy Dean Woods	35	18	Mike Whitaker
19	32	123	Ric Wood	33	51	Mike Wilds
18	30	45	Paul Linfoot	31	42	Tom Pochciol
17	28	9	Mike Wrigley	29	117	Tom Andrew
16	26	61	Tom Houlbrook	27	88	Steve Soper
15	24	17	Mark Smith	25	31	Jim Richards
14	22	66	Harry Whale	23	15	Paul Mensley
13	20	1	Gianfranco Brancatelli	21	60	Mark Wright
12			--- empty ---			--- empty ---
11			--- empty ---			--- empty ---
10	19	8	Bernie Hogarth			--- empty ---
9	17	77	Phil Mauger	18	40	Lindsay O'Donnell
8	15	67	Tony Absolom	16	30	John Pearson
7	13	27	Allan Scott	14	24	Aly McMillan
6	11	12	Roger Stanford	12	28	Jason Hughes
5	9	36	Keith Butcher	10	10	Daniel Wheeler
4	7	7	Darren Fielding	8	11	Steve Dymoke
3	5	44	Jon Minshaw	6	23	Graeme Dodd
2	3	3	James Dodd	4	6	Dave Jarman
1	1	4	Jason Minshaw	2	20	Chris Beighton

Pole Right

ROW

**This race will be a two-part start with a safety car controlling each group.**

*Circuit: Silverstone Historic Grand Prix  
Track Length: 5.857 Km - 3.6394 miles*

**These results are provisional until the conclusion of any judicial and technical matters.**

Clerk of the Course:	Timekeeper:	Issued at:



## Silverstone Classic - 28 - 30 Jul 2017

### Jaguar Classic Challenge Qualifying for Race 18 - Classification

Sheet No:

POS	NO	DRIVER/S	CLASS	CLASS POS	CAR MAKE / MODEL	TIME	ON	LAPS	GAP	DIFF	MPH
1	92	Thomas-Lockie	E	1	Jaguar E-Type	2:25.379	11	11			90.12
2	94	Gary Pearson	E	2	Jaguar E-Type	2:25.531	7	9	0.152	0.152	90.03
3	86	John Pearson	E	3	Jaguar E-Type	2:26.494	8	9	1.115	0.963	89.44
4	21	Dodd G-Dodd J	E	4	Jaguar E-Type	2:26.820	8	9	1.441	0.326	89.24
5	145	Ben Short	E	5	Jaguar E-Type	2:26.910	11	11	1.531	0.090	89.18
6	14	Thomas-Nuthall	E	6	Jaguar E-Type	2:28.568	7	10	3.189	1.658	88.19
7	52	Robert Oldershaw	E	7	Jaguar E-Type	2:29.489	10	11	4.110	0.921	87.64
8	73	Sugden-Wolfe	E	8	Jaguar E-Type	2:29.569	8	9	4.190	0.080	87.60
9	67	O'Connell-Kirkaldy	E	9	Jaguar E-Type	2:29.650	5	7	4.271	0.081	87.55
10	46	Rivet Fusil-Welch	E	10	Jaguar E-Type	2:30.239	2	10	4.860	0.589	87.21
11	66	Milner-Greensall	D	1	Jaguar E-Type	2:32.672	9	10	7.293	2.433	85.82
12	155	Alistair Dyson	E	11	Jaguar E-Type	2:32.747	8	11	7.368	0.075	85.77
13	55	Melling-Minshaw	D	2	Jaguar E-Type	2:32.973	9	10	7.594	0.226	85.65
14	89	Michael Wrigley	E	12	Jaguar E-Type	2:33.075	9	10	7.696	0.102	85.59
15	84	Read Gomm	E	13	Jaguar E-Type	2:34.209	9	10	8.830	1.134	84.96
16	63	Niklas Halusa	E	14	Jaguar E Type	2:35.112	7	10	9.733	0.903	84.47
17	39	Russell-Jardine	F	1	Jaguar E-Type	2:35.323	10	10	9.944	0.211	84.35
18	90	Watson-O'Connell	F	2	Jaguar E-Type	2:35.380	2	9	10.001	0.057	84.32
19	11	Wakeman-Hall	E	15	Jaguar E-Type	2:35.407	9	10	10.028	0.027	84.31
20	95	De Silva H-De Silva T	E	16	Jaguar E-Type	2:35.444	2	9	10.065	0.037	84.29
21	72	Jamie Boot	E	17	Jaguar E-Type	2:35.472	9	10	10.093	0.028	84.27
22	27	Stefan Ziegler	E	18	Jaguar E-Type	2:36.100	9	10	10.721	0.628	83.93
23	9	Eastick-Meaden	C	1	Jaguar D-Type	2:36.569	8	9	11.190	0.469	83.68
24	4	Tim Mogridge	F	3	Jaguar E-Type	2:36.897	2	9	11.518	0.328	83.51
25	60	Katarina Kyvalova	E	19	Jaguar E-Type	2:38.004	9	10	12.625	1.107	82.92
26	25	John Burton	D	3	Jaguar E-Type	2:38.195	8	10	12.816	0.191	82.82
27	22	Costas Michael	F	4	Jaguar E-Type	2:38.750	9	10	13.371	0.555	82.53
28	38	Gray-Brewer	F	5	Jaguar E-Type	2:39.711	2	8	14.332	0.961	82.03
29	70	Les Ely	E	20	Jaguar E-Type	2:40.759	2	4	15.380	1.048	81.50
30	44	Timothy Mahapatra	F	6	Jaguar E-Type	2:41.380	8	10	16.001	0.621	81.19
31	15	Paul Castaldini	E	21	Jaguar E-Type	2:42.612	2	7	17.233	1.232	80.57
32	36	Ian Simmonds	E	22	Jaguar E-Type	2:44.030	7	8	18.651	1.418	79.87
33	82	Bob Binfield	D	4	Jaguar E-Type	2:44.160	9	10	18.781	0.130	79.81
34	23	Roger Cope	B	1	Jaguar Mk1	2:44.844	10	10	19.465	0.684	79.48
35	68	Marc Gordon	A	1	Jaguar XK150	2:47.931	2	7	22.552	3.087	78.02
36	20	Hall-O'Shea	D	5	Jaguar E-Type	2:48.766	8	9	23.387	0.835	77.63
37	33	Paul Kennelly	A	2	Jaguar XK150	2:50.492	8	9	25.113	1.726	76.85
38	77	Tim Whitworth	E	23	Jaguar E-Type	2:50.544	8	9	25.165	0.052	76.82
39	58	Pearce-lenthall	B	2	Jaguar Mk2	2:50.840	8	9	25.461	0.296	76.69
40	123	Love G-Love A	A	3	Jaguar XK150	2:51.298	5	9	25.919	0.458	76.49
41	150	Keith-Lucas Ch-Keith-Lucas Cl	A	4	Jaguar XK150	2:52.667	2	8	27.288	1.369	75.88
42	64	Paterson-Bell	F	7	Jaguar E-Type	2:52.934	2	7	27.555	0.267	75.76
43	49	Diane Osborne	B	3	Jaguar Mk1	2:53.488	2	6	28.109	0.554	75.52
44	30	Woodbridge-Rowley	A	5	Jaguar XK120	2:56.770	2	8	31.391	3.282	74.12
45	16	Wilson-Wallace	B	4	Jaguar Mk2	3:16.030	2	4	50.651	19.260	66.84

Car 73 - transponder working intermittently, please check position.

Session Start: 17:58:02 - Finish: 18:25:04

Weather/Track Conditions: Cloud / Dry

Circuit: Silverstone Historic Grand Prix

Track Length: 5.857 Km - 3.6394 miles

These results are provisional until the conclusion of any judicial and technical matters.

Clerk of the Course:

Timekeeper:

Issued at:

# Silverstone Classic - 28 - 30 Jul 2017

## Jaguar Classic Challenge

### Qualifying for Race 18 - Sector Analysis

4 Tim Mogrige (F)								Jaguar E-Type							
lap	Sect-1	Speed	Sect-2	Speed	Sect-3	Speed	Laptime Pit	lap	Sect-1	Speed	Sect-2	Speed	Sect-3	Speed	Laptime Pit
1	Out	96.8	1:22.751	117.1	31.918	83.6	2:40.256	6	48.707	113.4	1:20.320	107.9	33.147	82.0	2:42.174
2	48.993	111.3	1:17.955	120.3	29.949	86.0	2:36.897	7	49.027	112.4	1:19.541	108.8	32.001	86.7	2:40.569
3	48.347	115.1	1:18.203	123.4	In		2:43.770 P	8	48.360	114.7	1:19.955	115.3	32.587	85.1	2:40.902
4	Out	108.4	1:21.473	114.7	In		4:19.542 P	9	49.442	119.6	1:23.931	92.8	In		2:50.309 P
5	Out	107.9	1:19.696	109.3	32.723	81.9	3:49.435 P	10							

9 Eastick-Meaden (C)								Jaguar D-Type							
lap	Sect-1	Speed	Sect-2	Speed	Sect-3	Speed	Laptime Pit	lap	Sect-1	Speed	Sect-2	Speed	Sect-3	Speed	Laptime Pit
1	Out	100.8	1:22.820		30.387	83.8	2:39.979	6	Out	106.2	1:19.967		31.412	75.8	4:19.670 P
2	49.663	109.8	1:19.153		30.787	84.9	2:39.603	7	50.997	116.5	1:20.885		31.336	85.4	2:43.218
3	49.323	106.4	1:19.207		31.749	84.2	2:40.279	8	48.025	116.5	1:18.107		30.437	84.1	2:36.569
4	49.197	112.8	1:18.269		32.143	84.4	2:39.609	9	54.381	95.7	1:23.878		In		3:01.154 P
5	49.578	110.2	1:19.620		In		2:49.114 P	10							

11 Wakeman-Hall (E)								Jaguar E-Type							
lap	Sect-1	Speed	Sect-2	Speed	Sect-3	Speed	Laptime Pit	lap	Sect-1	Speed	Sect-2	Speed	Sect-3	Speed	Laptime Pit
1	Out	103.7	1:21.447		31.075	85.6	2:39.137	6	Out	116.1	1:20.059		33.403	83.6	4:56.652 P
2	48.678	114.7	1:19.224		29.732	87.3	2:37.634	7	49.440	118.6	1:17.184		30.449	88.4	2:37.073
3	48.064	117.5	1:16.900		33.545	83.6	2:38.509	8	48.546	116.3	1:18.404		30.420	89.5	2:37.370
4	49.467	115.7	1:17.018		34.230	81.7	2:40.715	9	47.992	118.8	1:17.287		30.128	86.3	2:35.407
5	50.294	113.0	1:20.521		In		2:53.336 P	10	54.403	87.0	1:26.174		In		3:02.215 P

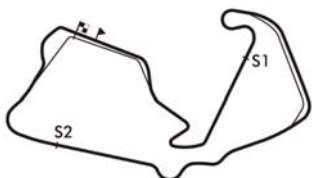
14 Thomas-Nuthall (E)								Jaguar E-Type							
lap	Sect-1	Speed	Sect-2	Speed	Sect-3	Speed	Laptime Pit	lap	Sect-1	Speed	Sect-2	Speed	Sect-3	Speed	Laptime Pit
1	Out	104.2	1:19.004		29.003		2:34.370	6					28.929		2:30.664
2	46.448	119.8	1:16.903		28.501		2:31.852	7	46.356	128.1	1:14.068		28.144		2:28.568
3	46.803	117.1	1:17.020		In		2:41.149 P	8	46.365	119.2	1:13.859		28.946		2:29.170
4	Out	119.0	1:16.769		30.684		4:18.054 P	9	46.446	121.6	1:15.181		27.912		2:29.539
5	48.509	120.9	1:16.553		29.251		2:34.313	10	45.875	126.1	1:14.789		28.300		2:28.964

15 Paul Castaldini (E)								Jaguar E-Type							
lap	Sect-1	Speed	Sect-2	Speed	Sect-3	Speed	Laptime Pit	lap	Sect-1	Speed	Sect-2	Speed	Sect-3	Speed	Laptime Pit
1	Out	98.8	1:22.341	116.7	32.008	78.8	2:42.598	5	52.511	105.5	1:23.698	122.7	33.588	80.4	2:49.797
2	50.799	108.6	1:21.564	122.0	30.249	87.6	2:42.612	6	51.679	108.2	1:22.354	117.9	33.075	81.9	2:47.108
3	49.545	112.8	1:20.295	123.1	In		2:51.414 P	7	51.643	102.3	1:40.687	79.9	In		3:17.767 P
4	Out	106.9	1:25.517	104.7	35.789	80.0	4:18.355 P	8							

16 Wilson-Wallace (B)								Jaguar Mk2							
lap	Sect-1	Speed	Sect-2	Speed	Sect-3	Speed	Laptime Pit	lap	Sect-1	Speed	Sect-2	Speed	Sect-3	Speed	Laptime Pit
1	Out	81.9	1:37.291	91.4	37.863	65.7	3:07.548	3	1:02.833	86.6	1:39.404	86.6	In		3:31.257 P
2	1:00.289	89.8	1:35.315	90.3	40.426	61.3	3:16.030	4	Out	67.7	1:45.897	71.2	42.491	59.0	6:28.448 P

20 Hall-O'Shea (D)								Jaguar E-Type							
lap	Sect-1	Speed	Sect-2	Speed	Sect-3	Speed	Laptime Pit	lap	Sect-1	Speed	Sect-2	Speed	Sect-3	Speed	Laptime Pit
1	Out	100.8	1:33.112		34.571	73.7	2:59.633	6	Out	105.7	1:25.630		32.385	81.2	4:07.774 P
2	55.633	109.7	1:27.284		33.220	75.1	2:56.137	7	52.828	107.0	1:24.675		31.605	80.7	2:49.108
3	55.553	97.4	1:27.211		37.076	70.2	2:59.840	8	51.709	110.9	1:24.213		32.844	80.0	2:48.766
4	55.972	104.2	1:28.722		38.349	67.7	3:03.043	9	53.662	108.1	1:24.187		31.758	80.0	2:49.607
5	57.544	105.8	1:27.951		In		3:05.818 P	10							

21 Dodd G-Dodd J (E)								Jaguar E-Type							
lap	Sect-1	Speed	Sect-2	Speed	Sect-3	Speed	Laptime Pit	lap	Sect-1	Speed	Sect-2	Speed	Sect-3	Speed	Laptime Pit
1	Out	112.8	1:15.695	136.1	29.162	93.7	2:28.091	6	45.272	125.9	1:13.510	136.4	28.593	94.1	2:27.375
2	46.760	125.2	1:13.905		27.779	94.8	2:28.444	7	47.207	122.7	1:14.378	137.8	28.404	90.8	2:29.989
3	45.852	126.6	1:13.393	134.8	In		2:32.730 P	8	45.139	118.4	1:13.521	138.7	28.160	92.1	2:26.820
4	Out	111.8	1:16.035	129.3	30.794	92.9	4:31.091 P	9	49.428	102.6	1:22.281	108.4	In		2:46.645 P
5	45.694	128.1	1:13.486	133.4	31.405	91.1	2:30.585	10							



**Session Start: 17:58:02 - Finish: 18:25:04**  
**Weather/Track Conditions: Cloud / Dry**  
**Circuit: Silverstone Historic Grand Prix**  
**Track Length: 5.857 Km - 3.6394 miles**

# Silverstone Classic - 28 - 30 Jul 2017

## Jaguar Classic Challenge

### Qualifying for Race 18 - Sector Analysis

22 Costas Michael (F)								Jaguar E-Type							
lap	Sect-1	Speed	Sect-2	Speed	Sect-3	Speed	Laptime Pit	lap	Sect-1	Speed	Sect-2	Speed	Sect-3	Speed	Laptime Pit
1	Out	94.4	1:25.335		32.428	81.5	2:45.325	6	50.331	115.1	1:19.518		32.165	79.9	2:42.014
2	56.821	97.4	1:21.225		30.597	86.7	2:48.643	7	50.226	113.4	1:19.389		30.485	84.0	2:40.100
3	50.385	106.9	1:18.774		33.495	79.7	2:42.654	8	49.290	116.7	1:20.728		30.805	82.2	2:40.823
4	51.244	113.2	1:20.338		33.507	79.5	2:45.089	9	49.297	117.1	1:19.520		29.933	84.8	2:38.750
5	50.998	111.1	1:20.020		32.409	80.1	2:43.427	10	49.438	112.4	1:18.281		In		2:44.454 P

23 Roger Cope (B)								Jaguar Mk1							
lap	Sect-1	Speed	Sect-2	Speed	Sect-3	Speed	Laptime Pit	lap	Sect-1	Speed	Sect-2	Speed	Sect-3	Speed	Laptime Pit
1	Out	101.8	1:23.113		31.308	80.4	2:43.397	6	53.281	108.1	1:23.954	116.7	32.962	80.3	2:50.197
2	52.375	102.0	1:22.283		31.484	75.9	2:46.142	7	52.122	111.3	1:24.058	115.1	31.573	82.6	2:47.753
3	52.320	112.4	1:23.339		34.521	70.9	2:50.180	8	51.826	111.1	1:21.827	119.6	31.474	77.1	2:45.127
4	55.737	105.0	1:23.655	119.2	34.567	71.2	2:53.959	9	51.692	112.8	1:22.307		31.152	79.4	2:45.151
5	53.226	113.4	1:23.543		32.839	78.2	2:49.608	10	51.418	112.6	1:22.355	119.6	31.071	83.4	2:44.844

25 John Burton (D)								Jaguar E-Type							
lap	Sect-1	Speed	Sect-2	Speed	Sect-3	Speed	Laptime Pit	lap	Sect-1	Speed	Sect-2	Speed	Sect-3	Speed	Laptime Pit
1	Out	98.3	1:27.664		31.055	83.2	2:48.661	6	50.065	112.2	1:20.062		31.256	83.2	2:41.383
2	52.445	115.1	1:18.916		30.318	79.6	2:41.679	7	50.287	118.4	1:19.340		30.638	81.0	2:40.265
3	49.959	113.4	1:20.167		33.703	76.2	2:43.829	8	49.429	122.5	1:19.407		29.359	86.5	2:38.195
4	50.230	116.3	1:19.761		33.068	77.8	2:43.059	9	49.270	118.4	1:18.612		30.659	81.8	2:38.541
5	49.671	117.9	1:19.773		32.252	81.2	2:41.696	10	53.968	88.5	1:30.627		In		3:07.461 P

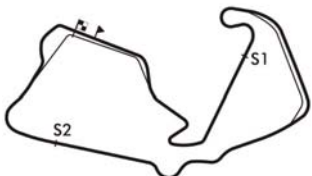
27 Stefan Ziegler (E)								Jaguar E-Type							
lap	Sect-1	Speed	Sect-2	Speed	Sect-3	Speed	Laptime Pit	lap	Sect-1	Speed	Sect-2	Speed	Sect-3	Speed	Laptime Pit
1	Out	92.2	1:22.360	118.4	32.300	83.6	2:44.805	6	48.680	117.3	1:18.397	111.8	33.374	87.2	2:40.451
2	51.384	95.1	1:19.324	127.6	31.233	84.7	2:41.941	7	48.222	113.6	1:18.116	122.5	31.361	89.2	2:37.699
3	49.750	108.4	1:19.839	121.1	33.711	81.8	2:43.300	8	48.338	116.5	1:19.029	124.3	31.031	88.3	2:38.398
4	51.007	104.4	1:18.857	125.2	34.470	84.5	2:44.334	9	47.996	113.6	1:18.140	132.4	29.964	85.8	2:36.100
5	49.224	111.7	1:21.285	111.8	33.694	85.4	2:44.203	10	1:01.996	102.8	1:21.174	126.4	30.778	87.2	2:53.948

30 Woodbridge-Rowley (A)								Jaguar XK120							
lap	Sect-1	Speed	Sect-2	Speed	Sect-3	Speed	Laptime Pit	lap	Sect-1	Speed	Sect-2	Speed	Sect-3	Speed	Laptime Pit
1	Out	92.6	1:29.044		33.917	79.5	2:52.904	5	59.899	87.3	1:33.687		40.846	64.5	3:14.432
2	56.102	96.6	1:27.877		32.791	78.3	2:56.770	6	1:01.787	84.6	1:36.781		38.283	72.5	3:16.851
3	57.432	88.2	1:31.571		In		3:12.481 P	7	59.802	90.8	1:35.397		36.431	71.8	3:11.630
4	Out	90.7	1:32.953		50.780	63.3	5:19.483 P	8	59.340	84.1	1:41.794		In		3:30.369 P

33 Paul Kennelly (A)								Jaguar XK150							
lap	Sect-1	Speed	Sect-2	Speed	Sect-3	Speed	Laptime Pit	lap	Sect-1	Speed	Sect-2	Speed	Sect-3	Speed	Laptime Pit
1	Out	104.0	1:30.082	116.1	33.038	79.5	2:51.090	6	53.202	103.7	1:25.161	106.4	34.319	79.4	2:52.682
2	54.068	103.1	1:25.216		32.439	79.7	2:51.723	7	54.335	91.3	1:25.147	108.9	33.091	80.1	2:52.573
3	53.069	104.5	1:25.004		37.581	69.7	2:55.654	8	52.617	101.7	1:24.781	113.0	33.094	79.3	2:50.492
4	56.449	101.8	1:26.542	95.6	37.492	73.1	3:00.483	9	53.350	110.0	1:25.030	110.6	34.751	77.0	2:53.131
5	53.478	105.7	1:25.245	103.1	34.404	79.1	2:53.127	10							

36 Ian Simmonds (E)								Jaguar E-Type							
lap	Sect-1	Speed	Sect-2	Speed	Sect-3	Speed	Laptime Pit	lap	Sect-1	Speed	Sect-2	Speed	Sect-3	Speed	Laptime Pit
1	Out	105.7	1:25.800		32.747	83.2	2:49.397	5	51.311	116.3	1:22.399	120.7	34.583	83.1	2:48.293
2	53.828	109.8	1:21.723	124.3	32.734	83.6	2:48.285	6	52.767	115.1	1:21.578	121.8	32.961	83.9	2:47.306
3	54.192	109.3	1:22.132		34.303	79.9	2:50.627	7	50.083	119.4	1:22.446		31.501	86.9	2:44.030
4	53.996	113.0	1:22.807		35.691	81.7	2:52.494	8	1:00.737	104.2	1:26.002		In		3:05.641 P

38 Gray-Brewer (F)								Jaguar E-Type							
lap	Sect-1	Speed	Sect-2	Speed	Sect-3	Speed	Laptime Pit	lap	Sect-1	Speed	Sect-2	Speed	Sect-3	Speed	Laptime Pit
1	Out	91.6	1:22.737	117.5	32.069	85.3	2:39.362	5	Out	106.7	1:22.887	106.9	37.038	76.8	4:52.736 P
2	49.364	116.5	1:19.924	127.1	30.423	80.6	2:39.711	6	52.435	113.2	1:23.924	105.8	35.015	75.0	2:51.374
3	49.850	117.3	1:18.508	128.1	33.957	80.4	2:42.315	7	53.221	106.7	1:24.000	100.0	34.158	82.3	2:51.379
4	50.539	112.2	1:20.749	121.4	In		2:49.650 P	8	50.807	113.7	1:21.594	119.6	32.823	83.4	2:45.224



**Session Start: 17:58:02 - Finish: 18:25:04**  
**Weather/Track Conditions: Cloud / Dry**  
**Circuit: Silverstone Historic Grand Prix**  
**Track Length: 5.857 Km - 3.6394 miles**

# Silverstone Classic - 28 - 30 Jul 2017

## Jaguar Classic Challenge

### Qualifying for Race 18 - Sector Analysis

39 Russell-Jardine (F)								Jaguar E-Type							
lap	Sect-1	Speed	Sect-2	Speed	Sect-3	Speed	Laptime Pit	lap	Sect-1	Speed	Sect-2	Speed	Sect-3	Speed	Laptime Pit
1	Out	88.8	1:24.729	114.1	33.566	81.1	2:46.604	6	49.722	112.8	1:18.070	125.0	32.601	82.3	2:40.393
2	53.350	107.7	1:20.733	116.9	31.895	84.5	2:45.978	7	49.032	115.5	1:18.280	127.6	30.323	82.4	2:37.635
3	49.740	118.8	1:20.027	119.2	35.115	80.2	2:44.882	8	50.181	120.7	1:17.708	127.6	30.264	88.0	2:38.153
4	52.351	111.8	1:20.251	116.5	In		2:51.521 P	9	49.526	115.1	1:17.579	126.6	29.931	82.1	2:37.036
5	Out	107.9	1:20.109	123.1	34.108	76.8	4:20.414 P	10	48.133	122.2	1:17.404	127.6	29.786	88.4	2:35.323

44 Timothy Mahapatra (F)								Jaguar E-Type							
lap	Sect-1	Speed	Sect-2	Speed	Sect-3	Speed	Laptime Pit	lap	Sect-1	Speed	Sect-2	Speed	Sect-3	Speed	Laptime Pit
1	Out	94.9	1:25.484		33.609		2:45.203	6	49.651	108.6	1:21.085		33.098		2:43.834
2	50.522	105.8	1:22.039		33.041		2:45.602	7	50.124	105.2	1:24.384		32.141		2:46.649
3	49.588	103.2	1:21.315		33.634		2:44.537	8	49.642	107.5	1:20.095		31.643		2:41.380
4	49.624	105.4	1:21.510		In		2:48.284 P	9	49.762	113.7	1:21.078		32.601	83.9	2:43.441
5	Out	105.8	1:23.227		33.877		3:49.299 P	10	52.992	97.5	1:22.834		31.014		2:46.840

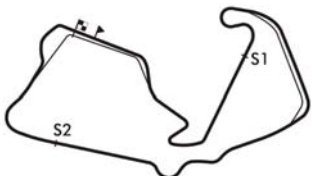
46 Rivet Fusil-Welch (E)								Jaguar E-Type							
lap	Sect-1	Speed	Sect-2	Speed	Sect-3	Speed	Laptime Pit	lap	Sect-1	Speed	Sect-2	Speed	Sect-3	Speed	Laptime Pit
1	Out	111.7	1:17.782		28.930		2:32.859	6	55.640	96.1	1:28.950		36.397		3:00.987
2	47.310	116.7	1:14.754		28.175		2:30.239	7	52.306	97.4	1:25.363		34.190		2:51.859
3	46.685	120.3	1:16.017		31.870	86.6	2:34.572	8	53.368	97.8	1:26.070		33.210		2:52.648
4	50.292	114.5	1:18.032		In		2:42.285 P	9	53.842	100.2	1:25.765		34.787	78.4	2:54.394
5	Out	87.8	1:28.599		37.508	68.5	4:44.740 P	10	52.288	95.7	1:25.976		32.967		2:51.231

49 Diane Osborne (B)								Jaguar Mk1							
lap	Sect-1	Speed	Sect-2	Speed	Sect-3	Speed	Laptime Pit	lap	Sect-1	Speed	Sect-2	Speed	Sect-3	Speed	Laptime Pit
1	Out	106.4	1:27.318		33.368	79.0	2:48.666	4	Out	98.0	1:29.798	109.3	38.900	67.4	5:46.837 P
2	53.320	101.5	1:26.527		33.641	65.0	2:53.488	5	55.117	102.1	1:28.037		37.045	70.8	3:00.199
3	55.544	104.0	1:26.718	98.8	In		3:10.555 P	6	57.974	96.1	1:26.759		In		3:06.861 P

52 Robert Oldershaw (E)								Jaguar E-Type							
lap	Sect-1	Speed	Sect-2	Speed	Sect-3	Speed	Laptime Pit	lap	Sect-1	Speed	Sect-2	Speed	Sect-3	Speed	Laptime Pit
1	Out	111.3	1:17.874	118.8	31.969	83.0	2:37.046	7	47.789	122.9	1:15.362	130.1	29.031	86.9	2:32.182
2	49.291	119.2	1:16.883	132.1	29.711	88.4	2:35.885	8	46.591	125.0	1:14.904	127.6	28.753	89.7	2:30.248
3	47.262	115.5	1:15.394	135.0	32.783	80.1	2:35.439	9	47.460	122.7	1:14.794	132.1	30.708	86.7	2:32.962
4	47.688	122.2	1:20.453	127.8	31.590	88.0	2:39.731	10	46.017	120.5	1:15.170	132.9	28.302	90.2	2:29.489
5	46.743	126.9	1:16.131	113.6	30.845	91.1	2:33.719	11	46.672	119.4	1:17.523	128.1	29.041	88.7	2:33.236
6	48.000	117.7	1:16.789	129.8	29.173	91.9	2:33.962	12							

55 Melling-Minshaw (D)								Jaguar E-Type							
lap	Sect-1	Speed	Sect-2	Speed	Sect-3	Speed	Laptime Pit	lap	Sect-1	Speed	Sect-2	Speed	Sect-3	Speed	Laptime Pit
1	Out	97.1	1:26.102	115.9	32.984	68.5	2:48.788	6	47.820	118.6	1:17.699	124.5	29.884	88.7	2:35.403
2	53.274	108.1	1:24.737	117.1	32.054	80.3	2:50.065	7	47.627	122.2	1:17.983	126.4	30.192	87.2	2:35.802
3	52.923	107.0	1:27.084	116.9	35.285	76.1	2:55.292	8	51.620	100.3	1:26.752	91.6	30.329	87.8	2:48.701
4	53.737	105.2	1:27.160	107.5	In		2:59.238 P	9	47.507	122.0	1:16.820	127.6	28.646	87.5	2:32.973
5	Out	115.5	1:21.926	110.9	30.800	87.0	4:21.812 P	10	51.123	111.5	1:18.624	125.4	In		2:41.502 P

58 Pearce-Ienthall (B)								Jaguar Mk2							
lap	Sect-1	Speed	Sect-2	Speed	Sect-3	Speed	Laptime Pit	lap	Sect-1	Speed	Sect-2	Speed	Sect-3	Speed	Laptime Pit
1	Out	100.0	1:29.439		35.285	74.6	2:54.802	6	Out	103.2	1:29.710		34.400	79.4	4:56.935 P
2	55.782	101.2	1:25.985		34.005	78.1	2:55.772	7	54.455	112.4	1:24.834		33.111	79.0	2:52.400
3	54.854	114.5	1:25.150		37.881	70.9	2:57.885	8	52.472	107.9	1:25.063		33.305	81.6	2:50.840
4	55.293	110.4	1:24.790		38.355	73.8	2:58.438	9	54.922	99.3	1:26.243		32.724	80.5	2:53.889
5	55.495	109.3	1:31.218		In		3:13.178 P	10							



**Session Start: 17:58:02 - Finish: 18:25:04**  
**Weather/Track Conditions: Cloud / Dry**  
**Circuit: Silverstone Historic Grand Prix**  
**Track Length: 5.857 Km - 3.6394 miles**



# Silverstone Classic - 28 - 30 Jul 2017

## Jaguar Classic Challenge

### Qualifying for Race 18 - Sector Analysis

60 Katarina Kyvalova (E)								Jaguar E-Type							
lap	Sect-1	Speed	Sect-2	Speed	Sect-3	Speed	Laptime Pit	lap	Sect-1	Speed	Sect-2	Speed	Sect-3	Speed	Laptime Pit
1	Out	104.7	1:23.653		31.812	81.0	2:42.038	6	51.399	115.1	1:19.198		32.636	87.4	2:43.233
2	49.431	112.0	1:19.113		29.497	85.1	2:38.041	7	48.361	114.5	1:20.121		32.806	85.8	2:41.288
3	50.368	107.0	1:20.401		33.333	79.9	2:44.102	8	48.540	115.9	1:19.267		31.513	84.0	2:39.320
4	49.872	118.1	1:21.397		34.041	82.5	2:45.310	9	48.227	114.3	1:18.629		31.148	83.3	2:38.004
5	48.869	115.5	1:18.831		35.095	75.8	2:42.795	10	49.038	112.4	1:21.168		In		2:47.819 P

63 Niklas Halusa (E)								Jaguar E Type							
lap	Sect-1	Speed	Sect-2	Speed	Sect-3	Speed	Laptime Pit	lap	Sect-1	Speed	Sect-2	Speed	Sect-3	Speed	Laptime Pit
1	Out	108.2	1:20.503		29.794	86.7	2:38.864	6	48.536	123.4	1:18.606		29.899	82.5	2:37.041
2	51.122	109.5	1:40.052		32.707	84.2	3:03.881	7	48.852	121.1	1:16.888		29.372	90.1	2:35.112
3	50.897	116.7	1:19.643		33.243	75.5	2:43.783	8	49.077	120.7	1:19.431		29.397	90.1	2:37.905
4	50.270	125.2	1:17.372		30.570	90.9	2:38.212	9	47.788	122.7	1:18.607		29.909	88.1	2:36.304
5	49.738	112.8	1:18.274		30.694	88.8	2:38.706	10	48.946	117.7	1:20.776		29.302	88.4	2:39.024

64 Paterson-Bell (F)								Jaguar E-Type							
lap	Sect-1	Speed	Sect-2	Speed	Sect-3	Speed	Laptime Pit	lap	Sect-1	Speed	Sect-2	Speed	Sect-3	Speed	Laptime Pit
1	Out	106.0	1:26.053	111.1	32.654	74.2	2:48.236	5	59.354	94.4	1:33.246	102.3	37.088	74.2	3:09.688
2	53.447	99.6	1:27.426	110.6	32.061	73.7	2:52.934	6	56.250	96.7	1:31.747	109.5	35.778	75.3	3:03.775
3	53.484	105.8	1:24.971	116.3	In		2:59.443 P	7	55.697	97.5	1:29.628	104.7	In		3:09.632 P
4	Out	92.9	1:30.083	111.1	38.231	70.3	4:32.648 P	8							

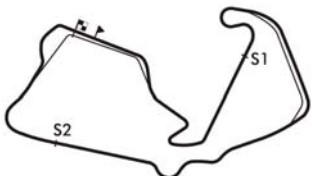
66 Milner-Greensall (D)								Jaguar E-Type							
lap	Sect-1	Speed	Sect-2	Speed	Sect-3	Speed	Laptime Pit	lap	Sect-1	Speed	Sect-2	Speed	Sect-3	Speed	Laptime Pit
1	Out	114.9	1:21.696	126.1	31.738	85.3	2:39.034	6	50.533	108.8	1:20.269	120.9	In		2:47.715 P
2	49.405	119.2	1:18.509	128.1	30.398	84.6	2:38.312	7	Out	109.5	1:18.949	92.9	31.005	88.2	4:07.509 P
3	48.545	122.2	1:18.508	129.8	32.312	82.4	2:39.365	8	47.344	121.4	1:16.522	131.8	28.891	87.7	2:32.757
4	49.174	118.6	1:18.893	124.7	32.950	82.3	2:41.017	9	47.259	123.6	1:16.120	131.3	29.293	87.5	2:32.672
5	49.460	115.5	1:18.802	126.4	31.911	81.0	2:40.173	10	47.371	122.5	1:16.868	104.7	In		2:45.723 P

67 O'Connell-Kirkaldy (E)								Jaguar E-Type							
lap	Sect-1	Speed	Sect-2	Speed	Sect-3	Speed	Laptime Pit	lap	Sect-1	Speed	Sect-2	Speed	Sect-3	Speed	Laptime Pit
1	Out	125.0	1:15.344	134.5	In		2:30.778 P	5	47.332	130.1	1:13.626	136.1	28.692	90.0	2:29.650
2	Out	127.3	1:14.262	135.6	29.235	84.7	3:16.715 P	6	46.817	127.3	1:14.708	133.2	In		2:36.023 P
3	47.019	127.3	1:13.848	133.9	In		2:35.098 P	7	Out	115.9	1:14.757	132.1	28.208	85.6	6:41.748 P
4	Out	122.9	1:13.783	135.0	28.923	84.7	6:12.314 P	8							

68 Marc Gordon (A)								Jaguar XK150							
lap	Sect-1	Speed	Sect-2	Speed	Sect-3	Speed	Laptime Pit	lap	Sect-1	Speed	Sect-2	Speed	Sect-3	Speed	Laptime Pit
1	Out	104.2	1:25.480	115.9	32.001	80.8	2:46.260	5	55.196	99.9	1:31.557	91.6	38.761	72.9	3:05.514
2	52.882	91.2	1:23.795	119.0	31.254	81.6	2:47.931	6	55.627	102.3	1:25.737	98.8	37.060	74.8	2:58.424
3	52.507	107.9	1:23.980	118.4	38.114	72.7	2:54.601	7	59.497	78.6	1:28.010	94.0	In		3:05.193 P
4	54.213	104.5	1:24.945	89.7	39.458	73.8	2:58.616	8							

70 Les Ely (E)								Jaguar E-Type							
lap	Sect-1	Speed	Sect-2	Speed	Sect-3	Speed	Laptime Pit	lap	Sect-1	Speed	Sect-2	Speed	Sect-3	Speed	Laptime Pit
1	Out	101.1	1:21.953		31.064		2:40.864	3	50.481	112.8	1:17.772		34.506		2:42.759
2	50.759	114.5	1:19.565		30.435		2:40.759	4	50.408	117.7	1:22.013		In		2:53.930 P

72 Jamie Boot (E)								Jaguar E-Type							
lap	Sect-1	Speed	Sect-2	Speed	Sect-3	Speed	Laptime Pit	lap	Sect-1	Speed	Sect-2	Speed	Sect-3	Speed	Laptime Pit
1	Out	103.2	1:24.375		32.819	80.5	2:45.089	6	49.689	112.8	1:18.506		31.929	83.4	2:40.124
2	50.799	101.8	1:19.057		30.417	83.4	2:40.273	7	49.703	104.5	1:19.096		31.551	84.2	2:40.350
3	49.095	115.7	1:19.635		32.940	79.0	2:41.670	8	48.500	115.1	1:18.024		29.966	84.1	2:36.490
4	49.460	115.3	1:19.731		33.328	79.9	2:42.519	9	48.340	117.3	1:17.415		29.717	86.3	2:35.472
5	49.703	113.6	1:19.329		34.599	79.8	2:43.631	10	48.742	116.9	1:17.301		30.272	82.5	2:36.315



**Session Start: 17:58:02 - Finish: 18:25:04**  
**Weather/Track Conditions: Cloud / Dry**  
**Circuit: Silverstone Historic Grand Prix**  
**Track Length: 5.857 Km - 3.6394 miles**

# Silverstone Classic - 28 - 30 Jul 2017

## Jaguar Classic Challenge

### Qualifying for Race 18 - Sector Analysis

73 Sugden-Wolfe (E)							Jaguar E-Type										
lap	Sect-1	Speed	Sect-2	Speed	Sect-3	Speed	Laptime	Pit	lap	Sect-1	Speed	Sect-2	Speed	Sect-3	Speed	Laptime	Pit
1	Out				32.625		2:53.025		6	Out		In		29.655		4:09.681	P
2					31.469		2:45.762		7					28.750		2:31.436	
3					34.483		2:46.061		8	46.111	126.6	1:14.426		29.032		2:29.569	
4					34.666		2:50.803		9					28.546		2:30.356	
5							2:56.297		10								

77 Tim Whitworth (E)							Jaguar E-Type											
lap	Sect-1	Speed	Sect-2	Speed	Sect-3	Speed	Laptime	Pit	lap	Sect-1	Speed	Sect-2	Speed	Sect-3	Speed	Laptime	Pit	
1	Out		97.3	1:29.172	108.9	35.085	73.3	2:53.925	6	53.102	107.4	1:26.815		33.784	70.8	2:53.701		
2	57.737	97.5	1:29.231		33.843	76.3	3:00.811		7	53.187	105.0	1:26.111		33.354	71.6	2:52.652		
3	55.034	90.6	1:31.120	96.8	In		3:13.657	P	8	52.551	109.5	1:24.152		33.841	72.2	2:50.544		
4	Out		102.3	1:27.191	102.5	38.214	67.3	4:16.953	P	9	53.427	111.3	1:24.935	114.7	34.523	75.0	2:52.885	
5	53.739	109.1	1:25.467		33.876	74.3	2:53.082		10									

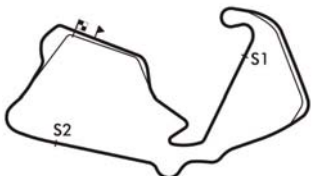
82 Bob Binfield (D)							Jaguar E-Type										
lap	Sect-1	Speed	Sect-2	Speed	Sect-3	Speed	Laptime	Pit	lap	Sect-1	Speed	Sect-2	Speed	Sect-3	Speed	Laptime	Pit
1	Out		95.9	1:26.509		31.584	81.0	2:46.689	6	52.660	111.1	1:22.262		34.910	78.1	2:49.832	
2	53.591	106.4	1:22.736		31.023	84.8	2:47.350		7	51.727	107.0	1:23.967		33.042	84.6	2:48.736	
3	51.522	110.2	1:22.635		36.048	79.9	2:50.205		8	50.996	114.1	1:22.701		31.648	84.1	2:45.345	
4	51.605	107.0	1:22.796		35.233	82.6	2:49.634		9	50.418	113.4	1:21.130		32.612	85.1	2:44.160	
5	51.993	112.6	1:22.126		33.781	82.3	2:47.900		10	51.364	114.3	1:21.393		32.585	84.9	2:45.342	

84 Read Gomm (E)							Jaguar E-Type										
lap	Sect-1	Speed	Sect-2	Speed	Sect-3	Speed	Laptime	Pit	lap	Sect-1	Speed	Sect-2	Speed	Sect-3	Speed	Laptime	Pit
1	Out		112.4	1:26.185	133.9	30.686	83.0	2:41.832	6	48.125	114.3	1:18.445	117.9	33.172	86.3	2:39.742	
2	48.487	119.6	1:17.230	134.2	29.098	85.7	2:34.815		7	47.481	123.4	1:15.981	130.3	31.288	87.2	2:34.750	
3	48.043	113.4	1:19.352	128.6	34.653	76.9	2:42.048		8	47.167	125.2	1:16.429	123.8	32.481	74.2	2:36.077	
4	51.355	108.9	1:19.058	112.8	33.736	82.5	2:44.149		9	48.061	125.9	1:16.036	128.8	30.112	87.2	2:34.209	P
5	48.605	115.1	1:19.869	124.5	32.711	86.0	2:41.185		10	47.228	125.2	1:16.917	117.3	In		2:41.612	P

86 John Pearson (E)							Jaguar E-Type										
lap	Sect-1	Speed	Sect-2	Speed	Sect-3	Speed	Laptime	Pit	lap	Sect-1	Speed	Sect-2	Speed	Sect-3	Speed	Laptime	Pit
1	Out		116.7	1:16.617		28.555	92.1	2:28.107	6	45.973	123.4	1:15.097		28.271	93.2	2:29.341	
2	47.206	123.4	1:14.398		27.854	89.1	2:29.458		7	45.875	130.8	1:13.781		28.735	83.0	2:28.391	
3	45.726	128.3	1:13.656		28.559	89.5	2:27.941		8	45.638	130.3	1:13.352		27.504	88.2	2:26.494	
4	47.486	120.3	1:17.133		In		2:41.799	P	9	49.011	109.1	1:17.858		In		2:41.318	P
5	Out		122.5	1:14.870		30.212	86.1	7:54.529	P	10							

89 Michael Wrigley (E)							Jaguar E-Type										
lap	Sect-1	Speed	Sect-2	Speed	Sect-3	Speed	Laptime	Pit	lap	Sect-1	Speed	Sect-2	Speed	Sect-3	Speed	Laptime	Pit
1	Out		105.5	1:23.726		32.211	78.3	2:41.326	6	49.368	115.5	1:18.291		In		2:41.456	P
2	50.444	109.7	1:17.801		29.111	88.8	2:37.356		7	Out		109.5	1:18.370	29.801	90.2	4:23.957	P
3	49.783	121.1	1:18.632		31.645	83.3	2:40.060		8	47.579	122.5	1:16.448		29.505	88.1	2:33.532	
4	49.075	110.2	1:19.058		31.931	87.3	2:40.064		9	47.137	122.5	1:17.135		28.803	89.7	2:33.075	
5	48.678	118.6	1:17.332		30.188	87.8	2:36.198		10	47.593	124.7	1:16.751		29.210	85.9	2:33.554	

90 Watson-O'Connell (F)							Jaguar E-Type											
lap	Sect-1	Speed	Sect-2	Speed	Sect-3	Speed	Laptime	Pit	lap	Sect-1	Speed	Sect-2	Speed	Sect-3	Speed	Laptime	Pit	
1	Out		103.2	1:21.219	124.7	29.732	82.0	2:35.883	6	49.728	105.7	1:20.434		31.892	76.6	2:42.054		
2	49.475	114.3	1:17.291		28.614	85.8	2:35.380		7	49.940	115.9	1:20.737		30.533	82.1	2:41.210		
3	47.897	116.5	1:17.423		In		2:39.093	P	8	52.151	117.5	1:22.927	117.5	In		2:50.573	P	
4	Out		99.6	1:22.861		35.373	78.5	4:37.379	P	9	Out		111.3	1:22.093	125.2	In	3:59.075	P
5	52.399	109.5	1:21.709	127.1	31.226	78.8	2:45.334		10									



**Session Start: 17:58:02 - Finish: 18:25:04**  
**Weather/Track Conditions: Cloud / Dry**  
**Circuit: Silverstone Historic Grand Prix**  
**Track Length: 5.857 Km - 3.6394 miles**

# Silverstone Classic - 28 - 30 Jul 2017

## Jaguar Classic Challenge

### Qualifying for Race 18 - Sector Analysis

92 Thomas-Lockie (E)								Jaguar E-Type							
lap	Sect-1	Speed	Sect-2	Speed	Sect-3	Speed	Laptime Pit	lap	Sect-1	Speed	Sect-2	Speed	Sect-3	Speed	Laptime Pit
1	Out	121.8	1:13.340		27.540	96.0	2:23.120	7	46.025	127.6	1:14.019		30.345	94.7	2:30.389
2	50.578	112.4	1:13.171		29.922	94.9	2:33.671	8	44.872	125.7	1:15.775		28.645	95.1	2:29.292
3	44.963	133.7	1:12.658		29.645	85.2	2:27.266	9	45.405	128.3	1:16.165		27.811	94.1	2:29.381
4	46.248	131.1	1:12.116		31.174	83.7	2:29.538	10	44.955	130.8	1:12.604		28.556	95.9	2:26.115
5	45.699	127.3	1:12.108		29.549	91.2	2:27.356	11	44.948	130.6	1:12.038		28.393	93.9	2:25.379
6	44.894	129.8	1:12.302		28.950	81.6	2:26.146	12							

94 Gary Pearson (E)								Jaguar E-Type							
lap	Sect-1	Speed	Sect-2	Speed	Sect-3	Speed	Laptime Pit	lap	Sect-1	Speed	Sect-2	Speed	Sect-3	Speed	Laptime Pit
1	Out	120.9	1:14.463	138.7	27.664	91.6	2:25.494	6	45.747	122.7	1:13.089		27.730	94.8	2:26.566
2	46.147	124.3	1:13.314	140.1	27.722	88.4	2:27.183	7	45.204	131.3	1:12.683	139.5	27.644	94.9	2:25.531
3	45.601	128.3	1:13.141	139.5	30.144	84.1	2:28.886	8	45.163	125.9	1:12.880	139.5	27.851	87.3	2:25.894
4	49.696	106.9	1:16.496	120.9	In		2:39.052 P	9	46.802	113.9	1:20.709	102.6	In		2:44.991 P
5	Out	128.1	1:15.537	137.2	28.531	89.8	7:59.247 P	10							

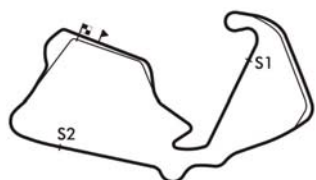
95 De Silva H-De Silva T (E)								Jaguar E-Type							
lap	Sect-1	Speed	Sect-2	Speed	Sect-3	Speed	Laptime Pit	lap	Sect-1	Speed	Sect-2	Speed	Sect-3	Speed	Laptime Pit
1	Out	106.2	1:20.768		29.027	84.3	2:36.005	6	51.641	110.0	1:21.192		33.083	84.7	2:45.916
2	47.397	121.1	1:17.654		30.393	83.8	2:35.444	7	50.955	108.4	1:20.090		30.914	75.7	2:41.959
3	50.412	115.5	1:18.361		In		2:45.017 P	8	51.733	108.6	1:19.406		32.611	83.1	2:43.750
4	Out	97.1	1:24.214		36.612	78.0	4:38.444 P	9	49.069	120.1	1:21.227		In		2:45.529 P
5	54.142	107.0	1:23.150		31.944	83.6	2:49.236	10							

123 Love G-Love A (A)								Jaguar XK150							
lap	Sect-1	Speed	Sect-2	Speed	Sect-3	Speed	Laptime Pit	lap	Sect-1	Speed	Sect-2	Speed	Sect-3	Speed	Laptime Pit
1	Out	99.1	1:27.655	110.4	36.011	64.5	2:52.185	6	52.516	105.0	1:24.379	109.3	In		2:53.700 P
2	53.667	108.8	1:24.989	114.1	33.309	75.3	2:51.965	7	Out	90.2	1:29.798	105.7	35.436	76.6	4:41.259 P
3	54.170	107.4	1:23.053	114.3	37.661	70.8	2:54.884	8	55.988	100.6	1:30.186	102.8	34.750	76.3	3:00.924
4	53.540	109.5	1:24.016	96.8	35.886	77.3	2:53.442	9	55.810	101.8	1:30.938	112.8	34.639	75.4	3:01.387
5	52.320	107.9	1:23.731	114.5	35.247	77.1	2:51.298	10							

145 Ben Short (E)								Jaguar E-Type							
lap	Sect-1	Speed	Sect-2	Speed	Sect-3	Speed	Laptime Pit	lap	Sect-1	Speed	Sect-2	Speed	Sect-3	Speed	Laptime Pit
1	Out	123.6	1:15.141	134.5	28.709	89.6	2:26.208	7	45.696	129.8	1:14.163		28.668	90.1	2:28.527
2	46.524	121.6	1:13.854	136.4	28.123	86.7	2:28.501	8	45.367	126.6	1:13.160	134.5	29.213	94.0	2:27.740
3	45.689	128.3	1:13.358	135.8	29.492	86.6	2:28.539	9	45.624	125.4	1:13.980	134.8	28.597	90.0	2:28.201
4	45.842	123.1	1:13.385	132.6	30.465	88.5	2:29.692	10	45.602	126.9	1:13.437	135.0	28.480	89.7	2:27.519
5	47.733	128.3	1:13.112	133.7	29.781	94.8	2:30.626	11	45.472	131.3	1:13.350	132.4	28.088	94.0	2:26.910
6	46.592	130.1	1:12.972	133.9	28.579	93.1	2:28.143	12							

150 Keith-Lucas Ch-Keith-Lucas CI (A)								Jaguar XK150							
lap	Sect-1	Speed	Sect-2	Speed	Sect-3	Speed	Laptime Pit	lap	Sect-1	Speed	Sect-2	Speed	Sect-3	Speed	Laptime Pit
1	Out	99.4	1:26.737	113.9	33.395	76.9	2:51.535	5	Out	97.5	1:34.846	104.7	39.208	71.1	4:56.726 P
2	54.506	106.5	1:25.073	114.1	33.088	80.6	2:52.667	6	59.888	100.6	1:31.854	109.8	36.589	71.3	3:08.331
3	53.534	107.4	1:26.358	111.1	37.122	76.9	2:57.014	7	58.970	101.8	1:31.264	110.4	37.040	70.1	3:07.274
4	54.368	105.2	1:25.406	110.9	In		3:00.263 P	8	57.579	101.4	1:30.200	105.8	38.616	71.0	3:06.395

155 Alistair Dyson (E)								Jaguar E-Type							
lap	Sect-1	Speed	Sect-2	Speed	Sect-3	Speed	Laptime Pit	lap	Sect-1	Speed	Sect-2	Speed	Sect-3	Speed	Laptime Pit
1	Out	118.4	1:16.962	135.0	29.960	88.1	2:31.138	7	48.380	125.7	1:15.101	123.1	31.513	86.1	2:34.994
2	48.697	125.4	1:15.500	135.3	29.363	88.8	2:33.560	8	46.557	127.3	1:15.077	121.8	31.113	91.4	2:32.747
3	46.746	125.2	1:16.305	133.9	32.574	83.1	2:35.625	9	45.961	118.6	1:17.282	130.8	30.080	87.3	2:33.323
4	47.633	121.1	1:18.570	110.7	33.983	81.2	2:40.186	10	46.931	123.4	1:16.514	119.8	32.014	90.3	2:35.459
5	48.300	125.0	1:15.483	124.5	32.043	92.3	2:35.826	11	46.071	122.9	1:15.705	115.3	In		2:44.813 P
6	46.758	123.8	1:15.456	113.2	35.153	82.8	2:37.367	12							



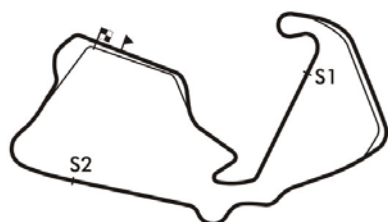
**Session Start: 17:58:02 - Finish: 18:25:04**  
**Weather/Track Conditions: Cloud / Dry**  
**Circuit: Silverstone Historic Grand Prix**  
**Track Length: 5.857 Km - 3.6394 miles**

# Silverstone Classic - 28 - 30 Jul 2017

## Jaguar Classic Challenge

### Qualifying for Race 18 - Best Sector Times

SECTOR 1				SECTOR 2			SECTOR 3			IDEAL / BEST LAP COMPARISON					
NO	TIME	LAP		NO	TIME	LAP	NO	TIME	LAP	NO	NAME	BEST	IN	IDEAL	DIFF
1	92	44.872	8	92	1:12.038	11	86	27.504	8	92	Thomas-Lockie	2:25.379	11	2:24.450	+0.929
2	21	45.139	8	94	1:12.683	7	92	27.540	1	94	Gary Pearson	2:25.531	7	2:25.490	+0.041
3	94	45.163	8	145	1:12.972	6	94	27.644	7	86	John Pearson	2:26.494	8	2:26.494	+0.000
4	145	45.367	8	86	1:13.352	8	21	27.779	2	21	Dodd G-Dodd J	2:26.820	8	2:26.311	+0.509
5	86	45.638	8	21	1:13.393	3	14	27.912	9	145	Ben Short	2:26.910	11	2:26.427	+0.483
6	14	45.875	10	67	1:13.626	5	145	28.088	11	14	Thomas-Nuthall	2:28.568	7	2:27.646	+0.922
7	155	45.961	9	14	1:13.859	8	46	28.175	2	52	Robert Oldershaw	2:29.489	10	2:29.113	+0.376
8	52	46.017	10	73	1:14.426	8	67	28.208	7	73	Sugden-Wolfe	2:29.569	8	2:29.083	+0.486
9	73	46.111	8	46	1:14.754	2	52	28.302	10	67	O'Connell-Kirkaldy	2:29.650	5	2:28.651	+0.999
10	46	46.685	3	52	1:14.794	9	73	28.546	9	46	Rivet Fusil-Welch	2:30.239	2	2:29.614	+0.625
11	67	46.817	6	155	1:15.077	8	90	28.614	2	66	Milner-Greensall	2:32.672	9	2:32.270	+0.402
12	89	47.137	9	84	1:15.981	7	55	28.646	9	155	Alistair Dyson	2:32.747	8	2:30.401	+2.346
13	84	47.167	8	66	1:16.120	9	89	28.803	9	55	Melling-Minshaw	2:32.973	9	2:32.973	+0.000
14	66	47.259	9	89	1:16.448	8	66	28.891	8	89	Michael Wrigley	2:33.075	9	2:32.388	+0.687
15	95	47.397	2	55	1:16.820	9	95	29.027	1	84	Read Gomm	2:34.209	9	2:32.246	+1.963
16	55	47.507	9	63	1:16.888	7	84	29.098	2	63	Niklas Halusa	2:35.112	7	2:33.978	+1.134
17	63	47.788	9	11	1:16.900	3	63	29.302	10	39	Russell-Jardine	2:35.323	10	2:35.323	+0.000
18	90	47.897	3	90	1:17.291	2	25	29.359	8	90	Watson-O'Connell	2:35.380	2	2:33.802	+1.578
19	11	47.992	9	72	1:17.301	10	155	29.363	2	11	Wakeman-Hall	2:35.407	9	2:34.624	+0.783
20	27	47.996	9	39	1:17.404	10	60	29.497	2	95	De Silva H-De Silva	2:35.444	2	2:34.078	+1.366
21	9	48.025	8	95	1:17.654	2	72	29.717	9	72	Jamie Boot	2:35.472	9	2:35.358	+0.114
22	39	48.133	10	70	1:17.772	3	11	29.732	2	27	Stefan Ziegler	2:36.100	9	2:36.076	+0.024
23	60	48.227	9	4	1:17.955	2	39	29.786	10	9	Eastick-Meaden	2:36.569	8	2:36.519	+0.050
24	72	48.340	9	9	1:18.107	8	22	29.933	9	4	Tim Mogridge	2:36.897	2	2:36.251	+0.646
25	4	48.347	3	27	1:18.116	7	4	29.949	2	60	Katarina Kyvalova	2:38.004	9	2:36.353	+1.651
26	25	49.270	9	22	1:18.281	10	27	29.964	9	25	John Burton	2:38.195	8	2:37.241	+0.954
27	22	49.290	8	38	1:18.508	3	15	30.249	2	22	Costas Michael	2:38.750	9	2:37.504	+1.246
28	38	49.364	2	25	1:18.612	9	9	30.387	1	38	Gray-Brewer	2:39.711	2	2:38.295	+1.416
29	15	49.545	3	60	1:18.629	9	38	30.423	2	70	Les Ely	2:40.759	2	2:38.615	+2.144
30	44	49.588	3	44	1:20.095	8	70	30.435	2	44	Timothy Mahapatra	2:41.380	8	2:40.697	+0.683
31	36	50.083	7	15	1:20.295	3	44	31.014	10	15	Paul Castaldini	2:42.612	2	2:40.089	+2.523
32	70	50.408	4	82	1:21.130	9	82	31.023	2	36	Ian Simmonds	2:44.030	7	2:43.162	+0.868
33	82	50.418	9	36	1:21.578	6	23	31.071	10	82	Bob Binfield	2:44.160	9	2:42.571	+1.589
34	23	51.418	10	23	1:21.827	8	68	31.254	2	23	Roger Cope	2:44.844	10	2:44.316	+0.528
35	20	51.709	8	123	1:23.053	3	36	31.501	7	68	Marc Gordon	2:47.931	2	2:47.556	+0.375
36	123	52.320	5	68	1:23.795	2	20	31.605	7	20	Hall-O'Shea	2:48.766	8	2:47.501	+1.265
37	58	52.472	8	77	1:24.152	8	64	32.061	2	33	Paul Kennelly	2:50.492	8	2:49.837	+0.655
38	68	52.507	3	20	1:24.187	9	33	32.439	2	77	Tim Whitworth	2:50.544	8	2:50.057	+0.487
39	77	52.551	8	33	1:24.781	8	58	32.724	9	58	Pearce-lenthall	2:50.840	8	2:49.986	+0.854
40	33	52.617	8	58	1:24.790	4	30	32.791	2	123	Love G-Love A	2:51.298	5	2:48.682	+2.616
41	49	53.320	2	64	1:24.971	3	150	33.088	2	150	Keith-Lucas Ch-Keit	2:52.667	2	2:51.695	+0.972
42	64	53.447	2	150	1:25.073	2	123	33.309	2	64	Paterson-Bell	2:52.934	2	2:50.479	+2.455
43	150	53.534	3	49	1:26.527	2	77	33.354	7	49	Diane Osborne	2:53.488	2	2:53.215	+0.273
44	30	56.102	2	30	1:27.877	2	49	33.368	1	30	Woodbridge-Rowley	2:56.770	2	2:56.770	+0.000
45	16	1:00.289	2	16	1:35.315	2	16	37.863	1	16	Wilson-Wallace	3:16.030	2	3:13.467	+2.563
46	10			10			10								
47	19			19			19								



Session Start: 17:58:02 - Finish: 18:25:04

Weather/Track Conditions: Cloud / Dry

Circuit: Silverstone Historic Grand Prix

Track Length: 5.857 Km - 3.6394 miles

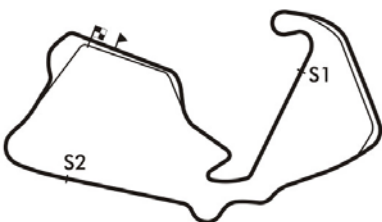


# Silverstone Classic - 28 - 30 Jul 2017

## Jaguar Classic Challenge

### Qualifying for Race 18 - Best Sector Times

48 | 93 | 93 | 93



**Session Start: 17:58:02 - Finish: 18:25:04**  
**Weather/Track Conditions: Cloud / Dry**  
**Circuit: Silverstone Historic Grand Prix**  
**Track Length: 5.857 Km - 3.6394 miles**

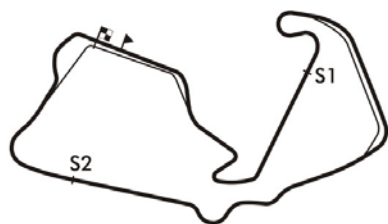


# Silverstone Classic - 28 - 30 Jul 2017

## Jaguar Classic Challenge

### Qualifying for Race 18 - Best Sector Speeds

	NO	SECTOR 1	MPH	NO	SECTOR 2	MPH	NO	SECTOR 3	MPH
1	92	Thomas-Lockie	133.7	94	Gary Pearson	140.1	92	Thomas-Lockie	96.0
2	94	Gary Pearson	131.3	21	Dodd G-Dodd J	138.7	94	Gary Pearson	94.9
3	145	Ben Short	131.3	145	Ben Short	136.4	21	Dodd G-Dodd J	94.8
4	86	John Pearson	130.8	67	O'Connell-Kirkaldy	136.1	145	Ben Short	94.8
5	67	O'Connell-Kirkaldy	130.1	155	Alistair Dyson	135.3	86	John Pearson	93.2
6	14	Thomas-Nuthall	128.1	52	Robert Oldershaw	135.0	155	Alistair Dyson	92.3
7	21	Dodd G-Dodd J	128.1	84	Read Gomm	134.2	52	Robert Oldershaw	91.9
8	155	Alistair Dyson	127.3	27	Stefan Ziegler	132.4	63	Niklas Halusa	90.9
9	52	Robert Oldershaw	126.9	66	Milner-Greensall	131.8	89	Michael Wrigley	90.2
10	73	Sugden-Wolfe	126.6	38	Gray-Brewer	128.1	67	O'Connell-Kirkaldy	90.0
11	84	Read Gomm	125.9	39	Russell-Jardine	127.6	11	Wakeman-Hall	89.5
12	63	Niklas Halusa	125.2	55	Melling-Minshaw	127.6	27	Stefan Ziegler	89.2
13	89	Michael Wrigley	124.7	90	Watson-O'Connell	127.1	55	Melling-Minshaw	88.7
14	66	Milner-Greensall	123.6	36	Ian Simmonds	124.3	39	Russell-Jardine	88.4
15	25	John Burton	122.5	4	Tim Mogridge	123.4	66	Milner-Greensall	88.2
16	39	Russell-Jardine	122.2	15	Paul Castaldini	123.1	15	Paul Castaldini	87.6
17	55	Melling-Minshaw	122.2	23	Roger Cope	119.6	60	Katarina Kyvalova	87.4
18	95	De Silva H-De Silva T	121.1	68	Marc Gordon	119.0	84	Read Gomm	87.2
19	46	Rivet Fusil-Welch	120.3	64	Paterson-Bell	116.3	36	Ian Simmonds	86.9
20	4	Tim Mogridge	119.6	33	Paul Kennelly	116.1	4	Tim Mogridge	86.7
21	36	Ian Simmonds	119.4	77	Tim Whitworth	114.7	22	Costas Michael	86.7
22	11	Wakeman-Hall	118.8	123	Love G-Love A	114.5	46	Rivet Fusil-Welch	86.6
23	60	Katarina Kyvalova	118.1	150	Keith-Lucas Ch-Keith-Lucas	114.1	25	John Burton	86.5
24	70	Les Ely	117.7	49	Diane Osborne	109.3	72	Jamie Boot	86.3
25	90	Watson-O'Connell	117.5	16	Wilson-Wallace	91.4	90	Watson-O'Connell	85.8
26	27	Stefan Ziegler	117.3	9	Eastick-Meaden	0.0	9	Eastick-Meaden	85.4
27	38	Gray-Brewer	117.3	10	Butler-Rich	0.0	38	Gray-Brewer	85.3
28	72	Jamie Boot	117.3	11	Wakeman-Hall	0.0	82	Bob Binfield	85.1
29	22	Costas Michael	117.1	14	Thomas-Nuthall	0.0	95	De Silva H-De Silva T	84.7
30	9	Eastick-Meaden	116.5	19	Anthony Hancock	0.0	44	Timothy Mahapatra	83.9
31	58	Pearce-lenthall	114.5	20	Hall-O'Shea	0.0	23	Roger Cope	83.4
32	82	Bob Binfield	114.3	22	Costas Michael	0.0	58	Pearce-lenthall	81.6
33	44	Timothy Mahapatra	113.7	25	John Burton	0.0	68	Marc Gordon	81.6
34	23	Roger Cope	113.4	30	Woodbridge-Rowley	0.0	20	Hall-O'Shea	81.2
35	15	Paul Castaldini	112.8	44	Timothy Mahapatra	0.0	150	Keith-Lucas Ch-Keith-Lucas	80.6
36	77	Tim Whitworth	111.3	46	Rivet Fusil-Welch	0.0	33	Paul Kennelly	80.1
37	20	Hall-O'Shea	110.9	58	Pearce-lenthall	0.0	30	Woodbridge-Rowley	79.5
38	33	Paul Kennelly	110.0	60	Katarina Kyvalova	0.0	49	Diane Osborne	79.0
39	123	Love G-Love A	109.5	63	Niklas Halusa	0.0	123	Love G-Love A	77.3
40	68	Marc Gordon	107.9	70	Les Ely	0.0	77	Tim Whitworth	76.3



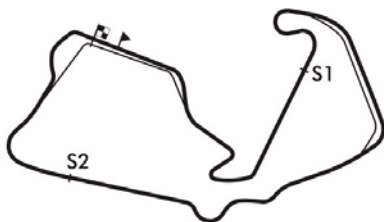
**Session Start: 17:58:02 - Finish: 18:25:04**  
**Weather/Track Conditions: Cloud / Dry**  
**Circuit: Silverstone Historic Grand Prix**  
**Track Length: 5.857 Km - 3.6394 miles**

# Silverstone Classic - 28 - 30 Jul 2017

## Jaguar Classic Challenge

### Qualifying for Race 18 - Best Sector Speeds

41	150	Keith-Lucas Ch-Keith-Lucas	107.4	72	Jamie Boot	0.0	64	Paterson-Bell	75.3
42	49	Diane Osborne	106.4	73	Sugden-Wolfe	0.0	16	Wilson-Wallace	65.7
43	64	Paterson-Bell	106.0	82	Bob Binfield	0.0	10	Butler-Rich	0.0
44	30	Woodbridge-Rowley	96.6	86	John Pearson	0.0	14	Thomas-Nuthall	0.0
45	16	Wilson-Wallace	89.8	89	Michael Wrigley	0.0	19	Anthony Hancock	0.0
46	10	Butler-Rich	0.0	92	Thomas-Lockie	0.0	70	Les Ely	0.0
47	19	Anthony Hancock	0.0	93	Hans Huebner	0.0	73	Sugden-Wolfe	0.0
48	93	Hans Huebner	0.0	95	De Silva H-De Silva T	0.0	93	Hans Huebner	0.0



**Session Start: 17:58:02 - Finish: 18:25:04**  
**Weather/Track Conditions: Cloud / Dry**  
**Circuit: Silverstone Historic Grand Prix**  
**Track Length: 5.857 Km - 3.6394 miles**



**Silverstone Classic - 28 - 30 Jul 2017**

**Jaguar Classic Challenge**  
**Race 18 - Starting Grid - AMENDED**

Sheet No:

Start Time : 14:00 - Heat Duration : 40 Minutes

23	45	16	Wilson-Wallace	46	10	Butler-Rich
22	43	49	Diane Osborne	44	30	Woodbridge-Rowley
21	41	150	Keith-Lucas Ch-Keith-Lucas Cl	42	64	Paterson-Bell
20	39	58	Pearce-lenthall	40	123	Love G-Love A
19	37	33	Paul Kennelly	38	77	Tim Whitworth
18	35	68	Marc Gordon	36	20	Hall-O'Shea
17	33	82	Bob Binfield	34	23	Roger Cope
16	31	15	Paul Castaldini	32	36	Ian Simmonds
15	29	70	Les Ely	30	44	Timothy Mahapatra
14	27	22	Costas Michael	28	38	Gray-Brewer
13	25	60	Katarina Kyvalova	26	25	John Burton
12	23	9	Eastick-Meaden	24	4	Tim Mogridge
11	21	72	Jamie Boot	22	27	Stefan Ziegler
10	19	11	Wakeman-Hall	20	95	De Silva H-De Silva T
9	17	39	Russell-Jardine	18	90	Watson-O'Connell
8	15	84	Read Gomm	16	63	Niklas Halusa
7	13	55	Melling-Minshaw	14	89	Michael Wrigley
6	11	66	Milner-Greensall	12	155	Alistair Dyson
5	9	67	O'Connell-Kirkaldy	10	46	Rivet Fusil-Welch
4	7	52	Robert Oldershaw	8	73	Sugden-Wolfe
3	5	145	Ben Short	6	14	Thomas-Nuthall
2	3	86	John Pearson	4	21	Dodd G-Dodd J
1	1	92	Thomas-Lockie	2	94	Gary Pearson

Pole Right



CAR 10 - Allowed to start from back of grid

Circuit: Silverstone Historic Grand Prix  
Track Length: 5.857 Km - 3.6394 miles

These results are provisional until the conclusion of any judicial and technical matters.

Clerk of the Course:

Timekeeper:

Issued at:





## Silverstone Classic - 28 - 30 Jul 2017

### Silverstone Classic Celebrity Challenge Trophy Qualifying for Race 17 - Classification

Sheet No:

POS	NO	DRIVER/S	CLASS	CLASS POS	CAR MAKE / MODEL	TIME	ON	LAPS	GAP	DIFF	MPH
1	121	James Colburn	BL	1	Austin A30 Academy	2:55.914	6	6			74.48
2	159	Charles Knill-Jones	RR	1	Austin A35 Academy	2:55.979	6	6	0.065	0.065	74.45
3	105	Ben Colburn	BL	2	Austin A35 Academy	2:56.317	6	6	0.403	0.338	74.31
4	114	Jonathan Lewis	RR	2	Austin A35 Academy	2:56.495	5	6	0.581	0.178	74.23
5	104	Neil Brown	BL	3	Austin A35 Academy	2:56.716	5	6	0.802	0.221	74.14
6	143	Jason Stanley	GG	1	Austin A35 Academy	2:57.009	6	6	1.095	0.293	74.02
7	177	Mike Jordan	RR	3	Austin A30 Academy	2:59.939	1	1	4.025	2.930	72.81
8	174	Tony Shirtcliffe	BL	4	Austin A35 Academy	3:01.554	5	6	5.640	1.615	72.16
9	155	John Grant	GG	2	Austin A35 Academy	3:02.402	6	6	6.488	0.848	71.83
10	125	Stephen Potts	SKS	1	Austin A35 Academy	3:02.453	6	6	6.539	0.051	71.81
11	112	John Cleland	SKS	2	Austin A30 Academy	3:03.280	6	6	7.366	0.827	71.48
12	106	Nick Powell	BL	5	Austin A35 Academy	3:03.489	6	6	7.575	0.209	71.40
13	127	Kerry Michael	SCS	1	Austin A35 Academy	3:03.494	4	6	7.580	0.005	71.40
14	135	Bruce Chapman	SKS	3	Austin A35 Academy	3:03.695	6	6	7.781	0.201	71.32
15	103	Dave Bye	SCS	2	Austin A35 Academy	3:05.085	6	6	9.171	1.390	70.79
16	116	James Wood	GG	3	Austin A30 Academy	3:05.108	6	6	9.194	0.023	70.78
17	192	Glenn Mason	SCS	3	Austin A35 Academy	3:05.597	5	6	9.683	0.489	70.59
18	151	Anthony Lucas	GG	4	Austin A35 Academy	3:05.665	6	6	9.751	0.068	70.57
19	178	William Davidson	SKS	4	Austin A35 Academy	3:06.294	2	3	10.380	0.629	70.33
20	101	Alan Letts	RR	4	Austin A35 Academy	3:08.001	3	3	12.087	1.707	69.69
21	126	David Jones	GG	5	Austin A35 Academy	3:09.043	6	6	13.129	1.042	69.31
22	172	James Gibbons	GG	6	Austin A35 Academy	3:11.287	6	6	15.373	2.244	68.49
23	128	Theo Paphitis	SCS	4	Austin A35 Academy	3:14.818	6	6	18.904	3.531	67.25
24	124	David Lillywhite	SCS	5	Austin A30 Academy	3:16.872	6	6	20.958	2.054	66.55
25	150	Julian Crossley	SCS	6	Austin A30 Academy	3:17.792	6	6	21.878	0.920	66.24
26	180	Mike Ross	SKS	5	Austin A35 Academy	3:26.845	5	6	30.931	9.053	63.34

Cars 101 & 177 require working transponders - Regulation Q.12.2.1 refers.  
A 30 second penalty will be applied if not working in the race.

Session Start: 18:35:25 - Finish: 18:53:28  
Weather/Track Conditions: Overcast / Dry  
Circuit: Silverstone Historic Grand Prix  
Track Length: 5.857 Km - 3.6394 miles

These results are provisional until the conclusion of any judicial and technical matters.

Clerk of the Course:

Timekeeper:

Issued at:

# Silverstone Classic - 28 - 30 Jul 2017

## Silverstone Classic Celebrity Challenge Trophy

### Qualifying for Race 17 - Sector Analysis

101 Alan Letts (RR)								Austin A35 Academy							
lap	Sect-1	Speed	Sect-2	Speed	Sect-3	Speed	Laptime Pit	lap	Sect-1	Speed	Sect-2	Speed	Sect-3	Speed	Laptime Pit
1							6:32.424	3							3:08.001
2							3:10.279	4							

103 Dave Bye (SCS)								Austin A35 Academy							
lap	Sect-1	Speed	Sect-2	Speed	Sect-3	Speed	Laptime Pit	lap	Sect-1	Speed	Sect-2	Speed	Sect-3	Speed	Laptime Pit
1	Out	79.0	1:38.551		37.715	69.0	3:09.192	4	1:00.049	87.6	1:35.440		35.730	72.2	3:11.219
2	1:00.070	90.0	1:36.311		37.434	69.4	3:13.815	5	58.309	92.7	1:34.298		35.361	71.3	3:07.968
3	59.149	93.3	1:36.895		37.665	67.6	3:13.709	6	57.403	93.5	1:32.666		35.016	71.7	3:05.085

104 Neil Brown (BL)								Austin A35 Academy							
lap	Sect-1	Speed	Sect-2	Speed	Sect-3	Speed	Laptime Pit	lap	Sect-1	Speed	Sect-2	Speed	Sect-3	Speed	Laptime Pit
1	Out	91.2	1:33.318	93.5	34.490	74.5	2:58.230	4	55.507	93.7	1:30.180	92.8	32.448	75.3	2:58.135
2	57.077	91.8	1:31.500	92.7	35.433	66.4	3:04.010	5	54.669	94.9	1:29.932	92.8	32.115	75.5	2:56.716
3	58.561	90.6	1:34.651	87.3	33.096	74.0	3:06.308	6	54.959	93.7	1:30.128	91.8	32.149	73.5	2:57.236

105 Ben Colburn (BL)								Austin A35 Academy							
lap	Sect-1	Speed	Sect-2	Speed	Sect-3	Speed	Laptime Pit	lap	Sect-1	Speed	Sect-2	Speed	Sect-3	Speed	Laptime Pit
1	Out	85.9	1:33.870	93.7	34.087	74.0	2:58.532	4	56.113	91.2	1:31.098	90.7	33.127	73.7	3:00.338
2	56.718	90.0	1:32.301	89.0	33.957	71.2	3:02.976	5	55.087	93.6	1:29.245		32.171	75.4	2:56.503
3	56.636	92.7	1:34.056	94.1	33.801	73.6	3:04.493	6	54.542	94.8	1:29.424	93.6	32.351	74.4	2:56.317

106 Nick Powell (BL)								Austin A35 Academy							
lap	Sect-1	Speed	Sect-2	Speed	Sect-3	Speed	Laptime Pit	lap	Sect-1	Speed	Sect-2	Speed	Sect-3	Speed	Laptime Pit
1	Out	87.8	1:36.787		35.676	72.3	3:06.047	4	58.386	90.1	1:34.396	89.7	34.299	72.2	3:07.081
2	57.640	92.2	1:32.064	91.2	34.311	70.4	3:05.015	5	57.891	90.2	1:33.361	92.9	33.818	72.5	3:05.070
3	58.752	90.2	1:37.434		35.453	70.5	3:11.639	6	56.655	91.6	1:33.347	89.7	33.487	73.2	3:03.489

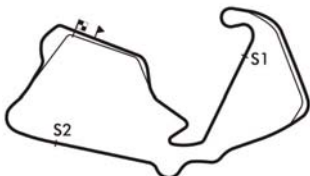
112 John Cleland (SKS)								Austin A30 Academy							
lap	Sect-1	Speed	Sect-2	Speed	Sect-3	Speed	Laptime Pit	lap	Sect-1	Speed	Sect-2	Speed	Sect-3	Speed	Laptime Pit
1	Out	78.5	1:37.739		34.890	67.7	3:06.122	4	57.529	91.4	1:33.988		33.751	68.9	3:05.268
2	59.603	87.4	1:34.944		35.855	64.8	3:10.402	5	58.373	90.7	1:32.978		33.320	71.9	3:04.671
3	1:00.287	89.1	1:34.797		34.424	70.3	3:09.508	6	57.347	90.3	1:32.648		33.285	72.3	3:03.280

114 Jonathan Lewis (RR)								Austin A35 Academy							
lap	Sect-1	Speed	Sect-2	Speed	Sect-3	Speed	Laptime Pit	lap	Sect-1	Speed	Sect-2	Speed	Sect-3	Speed	Laptime Pit
1	Out	89.7	1:32.314		33.242	73.4	2:56.191	4	55.886	92.1	1:30.118		32.241	75.2	2:58.245
2	56.842	93.1	1:31.768		33.583	70.7	3:02.193	5	55.137	93.5	1:29.016		32.342	76.2	2:56.495
3	57.344	92.7	1:33.350		32.922	75.7	3:03.616	6	55.442	92.8	1:31.096		32.659	76.5	2:59.197

116 James Wood (GG)								Austin A30 Academy							
lap	Sect-1	Speed	Sect-2	Speed	Sect-3	Speed	Laptime Pit	lap	Sect-1	Speed	Sect-2	Speed	Sect-3	Speed	Laptime Pit
1	Out	75.2	1:40.345		36.997		3:14.796	4	58.849	88.3	1:34.961		34.391		3:08.201
2	1:00.107	90.6	1:40.573		38.869		3:19.549	5	57.588	90.9	1:34.448		34.160		3:06.196
3	1:01.729	85.8	1:38.750		36.652		3:17.131	6	57.494	92.1	1:33.608		34.006		3:05.108

121 James Colburn (BL)								Austin A30 Academy							
lap	Sect-1	Speed	Sect-2	Speed	Sect-3	Speed	Laptime Pit	lap	Sect-1	Speed	Sect-2	Speed	Sect-3	Speed	Laptime Pit
1	Out	88.2	1:34.144		34.620	73.0	3:00.000	4	56.327	93.1	1:30.558		32.158	76.3	2:59.043
2	56.911	92.8	1:31.581		33.712	71.4	3:02.204	5	55.168	91.3	1:29.384		31.932	76.3	2:56.484
3	56.648	90.7	1:34.127		34.422	75.1	3:05.197	6	54.893	92.6	1:29.344		31.677	76.9	2:55.914

124 David Lillywhite (SCS)								Austin A30 Academy							
lap	Sect-1	Speed	Sect-2	Speed	Sect-3	Speed	Laptime Pit	lap	Sect-1	Speed	Sect-2	Speed	Sect-3	Speed	Laptime Pit
1	Out	81.5	1:40.413		41.306		3:18.067	4	1:02.139	84.6	1:37.887		38.003		3:18.029
2	1:02.749	86.8	1:40.625		40.102		3:23.476	5	1:00.870	89.8	1:38.381		37.660		3:16.911
3	1:05.869	84.8	1:40.359		39.930		3:26.158	6	1:01.289	86.7	1:38.397		37.186		3:16.872



**Session Start: 18:35:25 - Finish: 18:53:28**  
**Weather/Track Conditions: Overcast / Dry**  
**Circuit: Silverstone Historic Grand Prix**  
**Track Length: 5.857 Km - 3.6394 miles**

# Silverstone Classic - 28 - 30 Jul 2017

## Silverstone Classic Celebrity Challenge Trophy

### Qualifying for Race 17 - Sector Analysis

125 Stephen Potts (SKS)								Austin A35 Academy							
lap	Sect-1	Speed	Sect-2	Speed	Sect-3	Speed	Laptime Pit	lap	Sect-1	Speed	Sect-2	Speed	Sect-3	Speed	Laptime Pit
1	Out	77.4	1:36.545	89.5	34.205	71.2	3:11.505	4	57.559	90.2	1:32.740	91.9	34.094	73.8	3:04.393
2	56.822	90.0	1:33.030	90.9	36.469	71.8	3:06.321	5	56.423	92.7	1:32.699	92.6	33.555	74.2	3:02.677
3	59.033	89.7	1:34.431	91.8	35.021	73.9	3:08.485	6	56.155	92.4	1:32.169	91.2	34.129	74.3	3:02.453

126 David Jones (GG)								Austin A35 Academy							
lap	Sect-1	Speed	Sect-2	Speed	Sect-3	Speed	Laptime Pit	lap	Sect-1	Speed	Sect-2	Speed	Sect-3	Speed	Laptime Pit
1	Out	72.2	1:36.340	86.6	36.349	70.5	3:13.089	4	1:00.274	86.8	1:37.330	88.7	36.658	67.4	3:14.262
2	57.620	89.7	1:37.212	85.4	38.168	65.6	3:13.000	5	59.209	87.5	1:35.380	88.7	36.486	67.4	3:11.075
3	1:00.401	88.0	1:37.822	88.4	38.131	66.6	3:16.354	6	58.408	88.7	1:35.203	89.8	35.432	68.5	3:09.043

127 Kerry Michael (SCS)								Austin A35 Academy							
lap	Sect-1	Speed	Sect-2	Speed	Sect-3	Speed	Laptime Pit	lap	Sect-1	Speed	Sect-2	Speed	Sect-3	Speed	Laptime Pit
1	Out	90.2	1:34.570		35.779		3:02.438	4	57.148	90.6	1:32.851		33.495		3:03.494
2	58.374	90.6	1:34.184		34.575		3:07.133	5	56.656	91.9	1:32.550		34.359		3:03.565
3	58.952	89.8	1:34.479		35.079		3:08.510	6	56.686	91.2	1:33.113		33.942		3:03.741

128 Theo Paphitis (SCS)								Austin A35 Academy							
lap	Sect-1	Speed	Sect-2	Speed	Sect-3	Speed	Laptime Pit	lap	Sect-1	Speed	Sect-2	Speed	Sect-3	Speed	Laptime Pit
1	Out	66.9	1:44.529		37.494		3:17.579	4	1:00.890	89.8	1:34.536		40.445		3:15.871
2	1:00.811	88.7	1:36.757		38.634		3:16.202	5	1:00.764	90.7	1:40.128		37.170		3:18.062
3	1:04.925	88.7	1:36.894		37.424		3:19.243	6	1:00.633	89.7	1:37.345		36.840		3:14.818

135 Bruce Chapman (SKS)								Austin A35 Academy							
lap	Sect-1	Speed	Sect-2	Speed	Sect-3	Speed	Laptime Pit	lap	Sect-1	Speed	Sect-2	Speed	Sect-3	Speed	Laptime Pit
1	Out	86.8	1:36.451		35.966	71.9	3:06.815	4	58.128	88.9	1:35.326		38.700	72.9	3:12.154
2	58.833	91.9	1:35.770		36.240	66.3	3:10.843	5	56.779	91.9	1:33.222		34.974	71.6	3:04.975
3	1:01.713	71.5	1:41.699		36.848	73.1	3:20.260	6	56.632	92.2	1:32.951		34.112	72.9	3:03.695

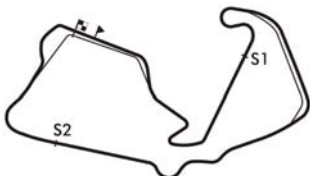
143 Jason Stanley (GG)								Austin A35 Academy							
lap	Sect-1	Speed	Sect-2	Speed	Sect-3	Speed	Laptime Pit	lap	Sect-1	Speed	Sect-2	Speed	Sect-3	Speed	Laptime Pit
1	Out	86.4	1:34.748	90.2	34.488	73.6	3:03.331	4	55.988	93.7	1:30.970	93.3	32.841	75.5	2:59.799
2	57.947	90.6	1:32.544	91.9	33.558	73.7	3:04.049	5	55.202	94.5	1:29.502	93.9	32.387	75.2	2:57.091
3	56.638	93.5	1:33.586	92.7	34.587	74.6	3:04.811	6	54.897	94.4	1:29.706	94.1	32.406	75.1	2:57.009

150 Julian Crossley (SCS)								Austin A30 Academy							
lap	Sect-1	Speed	Sect-2	Speed	Sect-3	Speed	Laptime Pit	lap	Sect-1	Speed	Sect-2	Speed	Sect-3	Speed	Laptime Pit
1	Out	76.8	1:41.685	85.9	40.389	64.9	3:16.858	4	1:02.065	79.4	1:39.459	89.7	40.180	64.0	3:21.704
2	1:03.122	81.2	1:42.953	86.4	39.923	63.6	3:25.998	5	1:01.105	86.1	1:40.450	89.7	38.909	63.6	3:20.464
3	1:02.937	83.2	1:40.417	90.1	39.758	66.8	3:23.112	6	1:00.605	88.5	1:39.058	89.5	38.129	67.0	3:17.792

151 Anthony Lucas (GG)								Austin A35 Academy							
lap	Sect-1	Speed	Sect-2	Speed	Sect-3	Speed	Laptime Pit	lap	Sect-1	Speed	Sect-2	Speed	Sect-3	Speed	Laptime Pit
1	Out	80.4	1:39.030	91.8	36.882	65.6	3:09.341	4	59.946	90.6	1:33.817	91.9	34.861	67.9	3:08.624
2	57.523	91.8	1:34.746		36.037	64.1	3:08.306	5	58.579	90.2	1:34.135	92.2	34.589	68.8	3:07.303
3	1:01.553	88.8	1:36.653	92.4	35.200	69.9	3:13.406	6	58.626	90.6	1:31.932	91.7	35.107	69.3	3:05.665

155 John Grant (GG)								Austin A35 Academy							
lap	Sect-1	Speed	Sect-2	Speed	Sect-3	Speed	Laptime Pit	lap	Sect-1	Speed	Sect-2	Speed	Sect-3	Speed	Laptime Pit
1	Out	84.3	1:38.076	91.2	36.128	69.3	3:10.735	4	57.748	91.2	1:34.633	92.4	34.557	73.3	3:06.938
2	1:00.541	90.0	1:36.913	92.4	36.343	69.5	3:13.797	5	57.215	90.6	1:32.288	90.6	33.674	73.2	3:03.177
3	1:00.058	89.4	1:34.600	91.3	34.875	73.9	3:09.533	6	57.308	90.1	1:32.015	90.4	33.079	74.2	3:02.402

159 Charles Knill-Jones (RR)								Austin A35 Academy							
lap	Sect-1	Speed	Sect-2	Speed	Sect-3	Speed	Laptime Pit	lap	Sect-1	Speed	Sect-2	Speed	Sect-3	Speed	Laptime Pit
1	Out	88.1	1:36.699		33.787	75.0	3:03.654	4	55.744	92.6	1:29.572		32.002	75.5	2:57.318
2	1:01.723	81.8	1:32.576		35.098	67.2	3:09.397	5	55.688	92.2	1:29.518		31.939	75.5	2:57.145
3	59.814	91.2	1:32.271		33.379	74.2	3:05.464	6	55.156	92.3	1:28.838		31.985	74.8	2:55.979



**Session Start: 18:35:25 - Finish: 18:53:28**  
**Weather/Track Conditions: Overcast / Dry**  
**Circuit: Silverstone Historic Grand Prix**  
**Track Length: 5.857 Km - 3.6394 miles**

# Silverstone Classic - 28 - 30 Jul 2017

## Silverstone Classic Celebrity Challenge Trophy

### Qualifying for Race 17 - Sector Analysis

172 James Gibbons (GG)								Austin A35 Academy							
lap	Sect-1	Speed	Sect-2	Speed	Sect-3	Speed	Laptime Pit	lap	Sect-1	Speed	Sect-2	Speed	Sect-3	Speed	Laptime Pit
1	Out	68.0	1:44.494	90.0	36.830	63.7	3:20.571	4	1:02.089	79.8	1:38.003	90.3	36.628	64.1	3:16.720
2	1:02.946	72.9	1:42.023	90.2	40.260	65.0	3:25.229	5	1:00.000	83.4	1:36.363	90.7	36.056	68.5	3:12.419
3	1:04.542	84.3	1:42.243	88.3	39.361	66.2	3:26.146	6	59.155	89.4	1:35.715	90.8	36.417	69.2	3:11.287

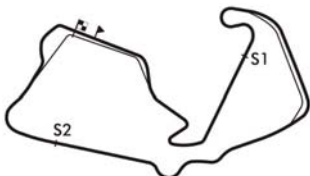
174 Tony Shirtcliffe (BL)								Austin A35 Academy							
lap	Sect-1	Speed	Sect-2	Speed	Sect-3	Speed	Laptime Pit	lap	Sect-1	Speed	Sect-2	Speed	Sect-3	Speed	Laptime Pit
1	Out	83.8	1:35.838	91.8	34.523	74.4	3:00.500	4	57.296	91.9	1:30.807	92.7	33.640	71.2	3:01.743
2	59.490	89.0	1:34.094	95.6	35.261	65.0	3:08.845	5	57.663	92.8	1:30.491	93.9	33.400	67.6	3:01.554
3	1:00.745	93.5	1:32.283	96.7	34.151	73.8	3:07.179	6	56.421	94.5	1:31.986	94.8	33.164	71.4	3:01.571

177 Mike Jordan (RR)								Austin A30 Academy							
lap	Sect-1	Speed	Sect-2	Speed	Sect-3	Speed	Laptime Pit	lap	Sect-1	Speed	Sect-2	Speed	Sect-3	Speed	Laptime Pit
1							2:59.939	2							

178 William Davidson (SKS)								Austin A35 Academy							
lap	Sect-1	Speed	Sect-2	Speed	Sect-3	Speed	Laptime Pit	lap	Sect-1	Speed	Sect-2	Speed	Sect-3	Speed	Laptime Pit
1	Out	83.3	1:34.759		36.294	71.5	3:01.098	3	1:01.700	90.0	1:41.745		In		3:28.325 P
2	57.342	90.9	1:33.245		35.707	65.7	3:06.294	4							

180 Mike Ross (SKS)								Austin A35 Academy							
lap	Sect-1	Speed	Sect-2	Speed	Sect-3	Speed	Laptime Pit	lap	Sect-1	Speed	Sect-2	Speed	Sect-3	Speed	Laptime Pit
1	Out	76.9	1:43.023		41.021	59.4	3:21.057	4	1:05.004	86.8	1:42.317		40.302	59.6	3:27.623
2	1:06.096	80.3	1:47.133		43.688	59.2	3:36.917	5	1:03.425	88.9	1:43.358		40.062	57.4	3:26.845
3	1:07.743	78.9	1:46.163		41.929	54.8	3:35.835	6	1:04.297	85.4	1:43.421		40.546	56.9	3:28.264

192 Glenn Mason (SCS)								Austin A35 Academy							
lap	Sect-1	Speed	Sect-2	Speed	Sect-3	Speed	Laptime Pit	lap	Sect-1	Speed	Sect-2	Speed	Sect-3	Speed	Laptime Pit
1	Out	87.3	1:37.433	91.6	37.205	63.1	3:08.031	4	59.758	89.1	1:35.647	91.3	35.225	71.2	3:10.630
2	1:00.621	88.8	1:36.571	89.7	37.101	67.1	3:14.293	5	57.270	93.1	1:33.746	91.7	34.581	69.9	3:05.597
3	1:02.437	89.0	1:39.018	92.1	36.369	67.7	3:17.824	6	57.798	91.3	1:35.817	91.2	34.028	72.5	3:07.643



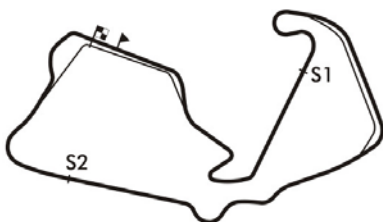
**Session Start: 18:35:25 - Finish: 18:53:28**  
**Weather/Track Conditions: Overcast / Dry**  
**Circuit: Silverstone Historic Grand Prix**  
**Track Length: 5.857 Km - 3.6394 miles**

# Silverstone Classic - 28 - 30 Jul 2017

## Silverstone Classic Celebrity Challenge Trophy

### Qualifying for Race 17 - Best Sector Times

	SECTOR 1			SECTOR 2			SECTOR 3			IDEAL / BEST LAP COMPARISON					
	NO	TIME	LAP	NO	TIME	LAP	NO	TIME	LAP	NO	NAME	BEST	IN	IDEAL	DIFF
1	105	54.542	6	159	1:28.838	6	121	31.677	6	121	James Colburn	2:55.914	6	2:55.914	+0.000
2	104	54.669	5	114	1:29.016	5	159	31.939	5	159	Charles Knill-Jones	2:55.979	6	2:55.933	+0.046
3	121	54.893	6	105	1:29.245	5	104	32.115	5	105	Ben Colburn	2:56.317	6	2:55.958	+0.359
4	143	54.897	6	121	1:29.344	6	105	32.171	5	114	Jonathan Lewis	2:56.495	5	2:56.394	+0.101
5	114	55.137	5	143	1:29.502	5	114	32.241	4	104	Neil Brown	2:56.716	5	2:56.716	+0.000
6	159	55.156	6	104	1:29.932	5	143	32.387	5	143	Jason Stanley	2:57.009	6	2:56.786	+0.223
7	125	56.155	6	174	1:30.491	5	155	33.079	6	177	Mike Jordan	2:59.939	1		+
8	174	56.421	6	151	1:31.932	6	174	33.164	6	174	Tony Shirtcliffe	3:01.554	5	3:00.076	+1.478
9	135	56.632	6	155	1:32.015	6	112	33.285	6	155	John Grant	3:02.402	6	3:02.309	+0.093
10	106	56.655	6	125	1:32.169	6	106	33.487	6	125	Stephen Potts	3:02.453	6	3:01.879	+0.574
11	127	56.656	5	127	1:32.550	5	127	33.495	4	112	John Cleland	3:03.280	6	3:03.280	+0.000
12	155	57.215	5	112	1:32.648	6	125	33.555	5	106	Nick Powell	3:03.489	6	3:03.206	+0.283
13	192	57.270	5	103	1:32.666	6	116	34.006	6	127	Kerry Michael	3:03.494	4	3:02.701	+0.793
14	178	57.342	2	135	1:32.951	6	192	34.028	6	135	Bruce Chapman	3:03.695	6	3:03.695	+0.000
15	112	57.347	6	106	1:33.064	2	135	34.112	6	103	Dave Bye	3:05.085	6	3:05.085	+0.000
16	103	57.403	6	178	1:33.245	2	151	34.589	5	116	James Wood	3:05.108	6	3:05.108	+0.000
17	116	57.494	6	116	1:33.608	6	103	35.016	6	192	Glenn Mason	3:05.597	5	3:05.044	+0.553
18	151	57.523	2	192	1:33.746	5	126	35.432	6	151	Anthony Lucas	3:05.665	6	3:04.044	+1.621
19	126	57.620	2	128	1:34.536	4	178	35.707	2	178	William Davidson	3:06.294	2	3:06.294	+0.000
20	172	59.155	6	126	1:35.203	6	172	36.056	5	101	Alan Letts	3:08.001	3		+
21	150	1:00.605	6	172	1:35.715	6	128	36.840	6	126	David Jones	3:09.043	6	3:08.255	+0.788
22	128	1:00.633	6	124	1:37.887	4	124	37.186	6	172	James Gibbons	3:11.287	6	3:10.926	+0.361
23	124	1:00.870	5	150	1:39.058	6	150	38.129	6	128	Theo Paphitis	3:14.818	6	3:12.009	+2.809
24	180	1:03.425	5	180	1:42.317	4	180	40.062	5	124	David Lillywhite	3:16.872	6	3:15.943	+0.929
25	101			101			101			150	Julian Crossley	3:17.792	6	3:17.792	+0.000
26	177			177			177			180	Mike Ross	3:26.845	5	3:25.804	+1.041
27	198			198			198								



**Session Start: 18:35:25 - Finish: 18:53:28**

**Weather/Track Conditions: Overcast / Dry**

**Circuit: Silverstone Historic Grand Prix**

**Track Length: 5.857 Km - 3.6394 miles**

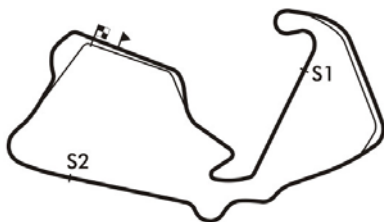


# Silverstone Classic - 28 - 30 Jul 2017

## Silverstone Classic Celebrity Challenge Trophy

### Qualifying for Race 17 - Best Sector Speeds

	NO	SECTOR 1	MPH	NO	SECTOR 2	MPH	NO	SECTOR 3	MPH
1	104	Neil Brown	94.9	174	Tony Shirtcliffe	96.7	121	James Colburn	76.9
2	105	Ben Colburn	94.8	105	Ben Colburn	94.1	114	Jonathan Lewis	76.5
3	143	Jason Stanley	94.5	143	Jason Stanley	94.1	104	Neil Brown	75.5
4	174	Tony Shirtcliffe	94.5	104	Neil Brown	93.5	143	Jason Stanley	75.5
5	103	Dave Bye	93.5	106	Nick Powell	92.9	159	Charles Knill-Jones	75.5
6	114	Jonathan Lewis	93.5	125	Stephen Potts	92.6	105	Ben Colburn	75.4
7	121	James Colburn	93.1	151	Anthony Lucas	92.4	174	Tony Shirtcliffe	74.4
8	192	Glenn Mason	93.1	155	John Grant	92.4	125	Stephen Potts	74.3
9	125	Stephen Potts	92.7	192	Glenn Mason	92.1	155	John Grant	74.2
10	159	Charles Knill-Jones	92.6	172	James Gibbons	90.8	106	Nick Powell	73.2
11	106	Nick Powell	92.2	150	Julian Crossley	90.1	135	Bruce Chapman	73.1
12	135	Bruce Chapman	92.2	126	David Jones	89.8	192	Glenn Mason	72.5
13	116	James Wood	92.1	101	Alan Letts	0.0	112	John Cleland	72.3
14	127	Kerry Michael	91.9	103	Dave Bye	0.0	103	Dave Bye	72.2
15	151	Anthony Lucas	91.8	112	John Cleland	0.0	178	William Davidson	71.5
16	112	John Cleland	91.4	114	Jonathan Lewis	0.0	126	David Jones	70.5
17	155	John Grant	91.2	116	James Wood	0.0	151	Anthony Lucas	69.9
18	178	William Davidson	90.9	121	James Colburn	0.0	172	James Gibbons	69.2
19	128	Theo Paphitis	90.7	124	David Lillywhite	0.0	150	Julian Crossley	67.0
20	124	David Lillywhite	89.8	127	Kerry Michael	0.0	180	Mike Ross	59.6
21	126	David Jones	89.7	128	Theo Paphitis	0.0	101	Alan Letts	0.0
22	172	James Gibbons	89.4	135	Bruce Chapman	0.0	116	James Wood	0.0
23	180	Mike Ross	88.9	159	Charles Knill-Jones	0.0	124	David Lillywhite	0.0
24	150	Julian Crossley	88.5	177	Mike Jordan	0.0	127	Kerry Michael	0.0
25	101	Alan Letts	0.0	178	William Davidson	0.0	128	Theo Paphitis	0.0
26	177	Mike Jordan	0.0	180	Mike Ross	0.0	177	Mike Jordan	0.0
27	198	Michael McNerney	0.0	198	Michael McNerney	0.0	198	Michael McNerney	0.0



**Session Start: 18:35:25 - Finish: 18:53:28**

**Weather/Track Conditions: Overcast / Dry**

**Circuit: Silverstone Historic Grand Prix**

**Track Length: 5.857 Km - 3.6394 miles**





## Silverstone Classic - 28 - 30 Jul 2017

### Silverstone Classic Celebrity Challenge Trophy Race 17 - Starting Grid - AMENDED

Sheet No:

Start Time : 13:20 - Heat Duration : 20 Minutes

12	23	150	Julian Crossley	24	180	Mike Ross
11	21	172	James Gibbons	22	128	Theo Paphitis
10	19	101	Alan Letts	20	126	David Jones
9	17	151	Anthony Lucas	18	178	William Davidson
8	15	116	James Wood	16	192	Glenn Mason
7	13	135	Bruce Chapman	14	103	Dave Bye
6	11	106	Nick Powell	12	127	Kerry Michael
5	9	125	Stephen Potts	10	112	John Cleland
4	7	174	Tony Shirtcliffe	8	155	John Grant
3	5	143	Jason Stanley	6	177	Mike Jordan
2	3	114	Jonathan Lewis	4	104	Neil Brown
1	1	121	James Colburn	2	105	Ben Colburn

Pole Right

ROW

Cars 124 & 159 - Withdrawn

Circuit: Silverstone Historic Grand Prix  
Track Length: 5.857 Km - 3.6394 miles

These results are provisional until the conclusion of any judicial and technical matters.

Clerk of the Course:

Timekeeper:

Issued at:



## Silverstone Classic - 28 - 30 Jul 2017

### Commander Yorke Trophy For Historic Formula Junior Race 1 - Classification

Sheet No:

POS	NO	DRIVER/S	CLASS	CLASS POS	CAR MAKE / MODEL	TIME	LAPS	GAP	DIFF	MPH	BEST	ON
1	53	Sam Wilson	E1	1	Lotus 20/22	20:03.434	8	-- 8 laps --		87.09	2:27.620	7
2	79	Andrew Hibberd	E1	2	Lotus 22	20:31.933	8	28.499	28.499	85.08	2:28.190	6
3	92	Westie Mitchell	E1	3	De Tomaso 63	20:37.275	8	33.841	5.342	84.71	2:28.776	8
4	80	Nicholas Fennell	E1	4	Lotus 27	20:54.958	8	51.524	17.683	83.52	2:31.922	6
5	61	Simon Diffey	E1	5	Lotus 20	20:55.153	8	51.719	0.195	83.51	2:31.464	8
6	82	Andrew Garside	E1	6	Lotus 20	20:58.012	8	54.578	2.859	83.31	2:30.249	8
7	11	Will Mitcham	B2	1	U2 Mk2	20:59.592	8	56.158	1.580	83.21	2:32.658	8
8	65	Urs Mueller	E1	7	Lotus 20/22	21:00.383	8	56.949	0.791	83.16	2:32.424	7
9	183	Martin Walford	E1	8	Lotus 22	21:00.598	8	57.164	0.215	83.15	2:32.227	7
10	96	Timothy De Silva	E1	9	Brabham BT2	21:01.011	8	57.577	0.413	83.11	2:32.212	8
11	77	Mark Shaw	E1	10	Brabham BT6	21:02.682	8	59.248	1.671	83.00	2:32.765	7
12	12	Stuart Roach	B2	2	Alexis Mk2	21:07.800	8	1:04.366	5.118	82.67	2:34.553	8
13	2	Christopher Milner	E1	11	Lotus 20/22	21:26.714	8	1:23.280	18.914	81.46	2:35.434	8
14	162	Katsu Kubota	E1	12	Lotus 20/22	21:37.159	8	1:33.725	10.445	80.80	2:34.313	6
15	180	Lee Mowle	E1	13	Lotus 20/22	21:37.997	8	1:34.563	0.838	80.75	2:34.342	8
16	58	Richard Smeeton	E1	14	Wainer 63	21:39.336	8	1:35.902	1.339	80.67	2:33.857	5
17	63	Greg Audi	E1	15	Lotus 22	21:40.007	8	1:36.573	0.671	80.62	2:35.861	8
18	86	Steve Jones	E1	16	Cooper T67	22:00.710	8	1:57.276	20.703	79.36	2:35.384	8
19	134	Nick Finburgh	C2	1	Envoy Mk1	22:13.907	8	2:10.473	13.197	78.57	2:42.967	5
20	73	Peter Anstiss	E1	17	Lotus 20/22	22:26.922	8	2:23.488	13.015	77.81	2:41.688	8
21	48	John Delane	D2	1	Lotus 18	22:27.414	8	2:23.980	0.492	77.78	2:43.442	7
22	36	Tony Best	E1	18	Lotus 20/22	22:27.747	8	2:24.313	0.333	77.76	2:40.784	8
23	14	Crispian Besley	C2	2	Cooper T56	22:30.068	8	2:26.634	2.321	77.63	2:41.573	6
24	98	Chris Merrick	E1	19	Cooper T59	22:30.254	8	2:26.820	0.186	77.62	2:43.341	6
25	161	Andrew Beaumont	E1	20	Lotus 22	22:31.687	8	2:28.253	1.433	77.54	2:37.214	8
26	76	John Rees	E1	21	Lotus 22	22:50.696	8	2:47.262	19.009	76.47	2:44.923	7
27	83	Arlette Mueller	E1	22	Lotus 22	20:04.477	7	-- 7 laps --	5.650	76.14	2:44.125	6
28	15	Harindra De Silva	B2	3	Lola Mk2	20:14.538	7	10.061	10.061	75.51	2:47.477	6
29	27	Richard Wilson	E1	23	Lotus 27	20:14.819	7	10.342	0.281	75.49	2:46.087	3
30	111	Nick Taylor	B2	4	Elva 100	20:15.415	7	10.938	0.596	75.45	2:47.722	6
31	190	Andrew Hayden	D2	2	Envoy Mk2	20:28.159	7	23.682	12.744	74.67	2:46.300	7
32	42	Jeremy Deeley	C2	3	Cooper T52	20:49.398	7	44.921	21.239	73.40	2:49.916	5
33	19	Ralf Emmerling	B2	5	Gemini Mk2	20:54.857	7	50.380	5.459	73.09	2:45.978	7
34	22	Robin Lackford	B2	6	Elva 100	20:57.140	7	52.663	2.283	72.95	2:52.040	5
35	54	Martin Halusa	E1	24	Lotus 22	21:04.908	7	1:00.431	7.768	72.50	2:44.666	6
36	30	Roger Skipp	C2	4	Emeryson FJ	21:15.547	7	1:11.070	10.639	71.90	2:48.388	7
37	40	Chris Wilks	C2	5	Deep Sanderson FJ	21:19.521	7	1:15.044	3.974	71.68	2:53.131	7
38	90	Mark Haynes	B2	7	Nota FJ	21:22.283	7	1:17.806	2.762	71.52	2:55.493	7
39	26	Roger Dexter	B2	8	Elva-DKW 100	21:32.332	7	1:27.855	10.049	70.96	2:53.001	7

Car 30 requires a working transponder - Regulation Q.12.2.1 refers.  
A 30 second penalty will be applied if not working in second race.

Session Start: 09:02:03 - Finish: 09:22:05

Weather/Track Conditions: Cloud / Drying

Circuit: Silverstone Historic Grand Prix

Track Length: 5.857 Km - 3.6394 miles

These results are provisional until the conclusion of any judicial and technical matters.

Clerk of the Course:

Timekeeper:

Issued at:





## Silverstone Classic - 28 - 30 Jul 2017

### Commander Yorke Trophy For Historic Formula Junior

#### Race 1 - Classification

Sheet No:
-----------

40	119	Colin Mckay	B2	9	Gemini Mk2	21:49.166	7	1:44.689	16.834	70.05	2:59.460	4
41	51	Fabrice Perruchot	E1	25	Lotus 20/22	21:54.328	7	1:49.851	5.162	69.77	2:56.191	7
42	13	John Arnold	B1	1	Elva 100	21:59.275	7	1:54.798	4.947	69.51	2:56.989	6
43	142	Martin Aubert	D2	3	Lotus 20	22:16.756	7	2:12.279	17.481	68.61	2:57.823	7
44	49	Martin Mchugh	D2	4	North Star Mk1	22:44.039	7	2:39.562	27.283	67.23	3:05.749	7
45	34	James Owen	B2	10	Gemini Mk2	20:12.899	6	-- 6 laps --	34.609	64.81	2:51.276	6
46	97	Hans Ciers	D2	5	Lotus 20	20:29.129	6	16.230	16.230	63.95	3:11.741	4

----- NOT CLASSIFIED -----

DNF 194	Johannes Kistler	E1	Lotus 22 FJ	17:11.994	6	-- 6 laps --	76.17	2:42.887	6	
DNF 88	Lukas Halusa	D2	Lotus 20	3:10.174	1	-- 1 laps --	0.682	68.89	3:10.174	1
DNF 41	Peter Fenichel	C2	Cooper T56	3:29.445	1	19.271	19.271	62.55	3:29.445	1
DNF 71	Andrew Thorpe	D2	Lotus 20	3:51.236	1	41.062	21.791	56.66	3:51.236	1
DNF 72	Chris Chilcott	E1	Brabham BT2							
DNF 94	Geoff Underwood	D2	Dolphin FJ							

----- FASTEST LAP SUMMARY -----

NO	DRIVER/S	CLASS	CAR MAKE / MODEL	FASTEST LAP	ON	MPH
53	Sam Wilson	E1	Lotus 20/22	2:27.620	7	88.75
11	Will Mitcham	B2	U2 Mk2	2:32.658	8	85.82
14	Crispian Besley	C2	Cooper T56	2:41.573	6	81.09
48	John Delane	D2	Lotus 18	2:43.442	7	80.16
13	John Arnold	B1	Elva 100	2:56.989	6	74.03

Car 30 requires a working transponder - Regulation Q.12.2.1 refers.  
A 30 second penalty will be applied if not working in second race.

*Session Start: 09:02:03 - Finish: 09:22:05*  
*Weather/Track Conditions: Cloud / Drying*  
*Circuit: Silverstone Historic Grand Prix*  
*Track Length: 5.857 Km - 3.6394 miles*

These results are provisional until the conclusion of any judicial and technical matters.

Clerk of the Course:	Timekeeper:	Issued at:
----------------------	-------------	------------

# Silverstone Classic - 28 - 30 Jul 2017

## Commander Yorke Trophy For Historic Formula Junior

### Race 1 - Sector Analysis

2 Christopher Milner (E1)								Lotus 20/22							
lap	Sect-1	Speed	Sect-2	Speed	Sect-3	Speed	Laptime Pit	lap	Sect-1	Speed	Sect-2	Speed	Sect-3	Speed	Laptime Pit
1		111.5	1:29.232	114.7	33.079	80.7	3:01.700	5	46.956	106.0	1:19.423	121.1	29.390	87.6	2:35.769
2	49.211	110.4	1:20.763	120.1	30.265	88.3	2:40.239	6	47.387	103.6	1:21.112	120.1	29.374	89.4	2:37.873
3	48.087	112.0	1:22.337	119.4	29.563	86.9	2:39.987	7	47.814	104.4	1:20.678	120.1	28.716	91.4	2:37.208
4	47.358	107.9	1:21.206	120.9	29.940	84.2	2:38.504	8	47.144	104.0	1:19.685		28.605	87.4	2:35.434

11 Will Mitcham (B2)								U2 Mk2							
lap	Sect-1	Speed	Sect-2	Speed	Sect-3	Speed	Laptime Pit	lap	Sect-1	Speed	Sect-2	Speed	Sect-3	Speed	Laptime Pit
1		111.3	1:22.480		30.268	84.7	2:50.956	5	47.839	110.9	1:18.815		29.930	85.3	2:36.584
2	48.727	110.7	1:21.785		28.757	86.1	2:39.269	6	47.440	117.1	1:18.727		27.952	89.0	2:34.119
3	47.852	117.1	1:20.703		29.224	84.6	2:37.779	7	46.436	115.7	1:17.324		28.940	79.3	2:32.700
4	47.444	110.6	1:18.891		29.192	86.8	2:35.527	8	47.253	115.5	1:17.146		28.259	86.1	2:32.658

12 Stuart Roach (B2)								Alexis Mk2							
lap	Sect-1	Speed	Sect-2	Speed	Sect-3	Speed	Laptime Pit	lap	Sect-1	Speed	Sect-2	Speed	Sect-3	Speed	Laptime Pit
1		108.8	1:24.089	112.4	29.024	82.4	2:53.753	5	47.976	112.0	1:18.856	114.9	28.498	85.4	2:35.330
2	49.310	110.2	1:21.824	115.5	28.841	83.6	2:39.975	6	47.428	110.0	1:18.993	115.3	28.366	87.0	2:34.787
3	49.057	111.7	1:20.018	114.7	29.084	85.1	2:38.159	7	47.053	110.9	1:19.681	113.2	28.056	84.5	2:34.790
4	48.507	111.1	1:19.475	114.5	28.471	84.1	2:36.453	8	47.455	112.0	1:19.241	113.6	27.857	87.5	2:34.553

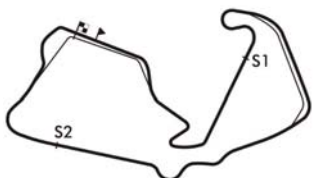
13 John Arnold (B1)								Elva 100							
lap	Sect-1	Speed	Sect-2	Speed	Sect-3	Speed	Laptime Pit	lap	Sect-1	Speed	Sect-2	Speed	Sect-3	Speed	Laptime Pit
1		77.4	1:44.053	94.9	38.990	70.4	3:38.469	5	53.426	97.3	1:30.302	92.4	34.559	78.5	2:58.287
2	1:01.541	84.9	1:39.028	102.0	36.858	74.5	3:17.427	6	53.503	95.6	1:29.518	105.4	33.968	77.8	2:56.989
3	57.001	87.4	1:34.394	102.6	36.209	74.2	3:07.604	7	55.584	92.1	1:29.639	103.7	33.929	78.6	2:59.152
4	55.769	91.4	1:30.918	104.0	34.660	79.5	3:01.347	8							

14 Crispian Besley (C2)								Cooper T56							
lap	Sect-1	Speed	Sect-2	Speed	Sect-3	Speed	Laptime Pit	lap	Sect-1	Speed	Sect-2	Speed	Sect-3	Speed	Laptime Pit
1		100.2	1:30.669	116.7	33.007	78.1	3:08.895	5	51.494	110.7	1:22.392	119.0	30.914	81.1	2:44.800
2	52.203	113.2	1:24.350	114.7	32.803	78.1	2:49.356	6	49.711	111.7	1:21.307	118.4	30.555	76.6	2:41.573
3	51.925	110.6	1:23.509	118.8	32.144	83.4	2:47.578	7	52.353	107.7	1:22.005	113.0	31.223	83.7	2:45.581
4	50.549	107.2	1:25.799	117.5	32.570	79.6	2:48.918	8	49.981	108.1	1:22.903	119.0	30.483	79.5	2:43.367

15 Harindra De Silva (B2)								Lola Mk2							
lap	Sect-1	Speed	Sect-2	Speed	Sect-3	Speed	Laptime Pit	lap	Sect-1	Speed	Sect-2	Speed	Sect-3	Speed	Laptime Pit
1		103.2	1:29.986		33.294	77.8	3:11.297	5	52.240	98.5	1:27.183		31.733	81.4	2:51.156
2	56.254	104.2	1:26.169	114.3	32.845	79.2	2:55.268	6	51.369	110.2	1:24.547	115.9	31.561	82.8	2:47.477
3	51.959	109.3	1:24.182	115.9	32.342	82.8	2:48.483	7	50.552	99.1	1:26.192	117.1	31.733	79.9	2:48.477
4	53.226	102.8	1:27.224	115.1	31.930	82.7	2:52.380	8							

19 Ralf Emmerling (B2)								Gemini Mk2							
lap	Sect-1	Speed	Sect-2	Speed	Sect-3	Speed	Laptime Pit	lap	Sect-1	Speed	Sect-2	Speed	Sect-3	Speed	Laptime Pit
1		75.9	1:36.056	100.9	35.925	73.3	3:25.083	5	52.068	107.5	1:25.131	108.2	33.069	79.0	2:50.268
2	56.698	99.3	1:29.918	106.0	34.643	73.8	3:01.259	6	1:05.329	93.2	1:25.257		32.943	80.6	3:03.529
3	53.501	96.7	1:27.940	107.7	34.080	74.0	2:55.521	7	49.956	105.4	1:23.172	109.8	32.850	76.0	2:45.978
4	53.682	100.2	1:26.301	110.4	33.236	77.2	2:53.219	8							

22 Robin Lackford (B2)								Elva 100							
lap	Sect-1	Speed	Sect-2	Speed	Sect-3	Speed	Laptime Pit	lap	Sect-1	Speed	Sect-2	Speed	Sect-3	Speed	Laptime Pit
1		88.5	1:38.825	102.6	35.339	71.9	3:26.075	5	53.180	100.0	1:26.216	105.5	32.644	77.5	2:52.040
2	56.615	91.2	1:29.612	104.7	34.381	70.7	3:00.608	6	54.730	95.3	1:27.720	103.9	32.662	76.4	2:55.112
3	54.473	101.1	1:28.282	105.0	33.486	75.4	2:56.241	7	52.938	90.8	1:26.415	104.0	35.234	68.5	2:54.587
4	53.228	98.3	1:26.051	108.4	33.198	75.4	2:52.477	8							



**Session Start: 09:02:03 - Finish: 09:22:05**  
**Weather/Track Conditions: Cloud / Drying**  
**Circuit: Silverstone Historic Grand Prix**  
**Track Length: 5.857 Km - 3.6394 miles**

# Silverstone Classic - 28 - 30 Jul 2017

## Commander Yorke Trophy For Historic Formula Junior

### Race 1 - Sector Analysis

26 Roger Dexter (B2)								Elva-DKW 100							
lap	Sect-1	Speed	Sect-2	Speed	Sect-3	Speed	Laptime Pit	lap	Sect-1	Speed	Sect-2	Speed	Sect-3	Speed	Laptime Pit
1		76.3	1:40.025	95.1	37.193	71.9	3:33.024	5	55.339	87.5	1:29.593	98.0	32.494	76.6	2:57.426
2	59.545	90.6	1:33.612	93.9	34.864	69.6	3:08.021	6	54.813	95.7	1:33.060	96.1	31.775	77.5	2:59.648
3	57.027	87.3	1:31.414	98.0	32.962	77.2	3:01.403	7	54.021	95.7	1:26.779	97.0	32.201	78.6	2:53.001
4	54.911	95.9	1:29.851	95.6	35.047	71.8	2:59.809	8							

27 Richard Wilson (E1)								Lotus 27							
lap	Sect-1	Speed	Sect-2	Speed	Sect-3	Speed	Laptime Pit	lap	Sect-1	Speed	Sect-2	Speed	Sect-3	Speed	Laptime Pit
1		82.2	1:34.413	110.0	33.377	79.7	3:19.028	5	51.092	103.7	1:26.898	112.8	31.787	82.4	2:49.777
2	54.304	104.0	1:25.614	115.7	33.592	79.5	2:53.510	6	51.111	109.1	1:24.845	115.3	31.199	81.6	2:47.155
3	51.842	106.7	1:22.907	114.3	31.338	83.6	2:46.087	7	50.143	99.6	1:25.964	108.8	31.828	83.4	2:47.935
4	51.158	99.0	1:27.356	110.7	32.813	81.5	2:51.327	8							

30 Roger Skipp (C2)								Emeryson FJ							
lap	Sect-1	Speed	Sect-2	Speed	Sect-3	Speed	Laptime Pit	lap	Sect-1	Speed	Sect-2	Speed	Sect-3	Speed	Laptime Pit
1							3:25.703	5							3:20.227
2							2:57.252	6							2:53.161
3							2:55.140	7							2:48.388
4							2:55.676	8							

34 James Owen (B2)								Gemini Mk2							
lap	Sect-1	Speed	Sect-2	Speed	Sect-3	Speed	Laptime Pit	lap	Sect-1	Speed	Sect-2	Speed	Sect-3	Speed	Laptime Pit
1	Out	66.5	3:04.231	93.9	37.315	69.8	5:08.165 P	4	56.184	92.1	1:28.406	103.9	33.934	73.8	2:58.524
2	56.644	95.9	1:32.469	103.6	36.657	68.5	3:05.770	5	53.099	100.0	1:26.864	104.0	32.794	76.2	2:52.757
3	53.790	100.2	1:47.918	102.9	34.699	69.4	3:16.407	6	52.323	96.7	1:26.364	102.3	32.589	73.2	2:51.276

36 Tony Best (E1)								Lotus 20/22							
lap	Sect-1	Speed	Sect-2	Speed	Sect-3	Speed	Laptime Pit	lap	Sect-1	Speed	Sect-2	Speed	Sect-3	Speed	Laptime Pit
1		106.9	1:27.781	117.9	33.306	75.3	3:03.080	5	51.956	91.2	1:23.738	117.7	30.610	84.6	2:46.304
2	54.140	79.6	1:25.791	118.1	31.893	81.1	2:51.824	6	49.131	110.6	1:21.807	117.9	30.097	83.4	2:41.035
3	53.034	94.3	1:25.619	116.5	31.477	84.1	2:50.130	7	51.522	107.4	1:21.678	117.7	31.300	83.7	2:44.500
4	51.175	93.7	1:25.870	115.1	33.045	73.4	2:50.090	8	50.000	114.7	1:21.496	119.2	29.288	86.8	2:40.784

40 Chris Wilks (C2)								Deep Sanderson FJ							
lap	Sect-1	Speed	Sect-2	Speed	Sect-3	Speed	Laptime Pit	lap	Sect-1	Speed	Sect-2	Speed	Sect-3	Speed	Laptime Pit
1		88.8	1:40.751	103.1	37.566	70.6	3:30.491	5	53.499	99.0	1:31.020	105.0	34.305	72.3	2:58.824
2	56.495	104.7	1:32.055	107.9	35.773	71.2	3:04.323	6	54.239	99.9	1:29.727	106.0	34.174	72.6	2:58.140
3	53.341	105.2	1:30.737	100.8	35.095	73.9	2:59.173	7	54.312	102.0	1:26.095	110.6	32.724	72.4	2:53.131
4	52.005	103.2	1:29.183	107.0	34.251	73.3	2:55.439	8							

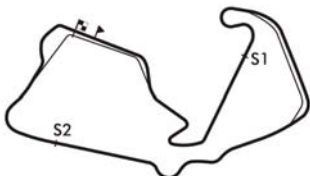
41 Peter Fenichel (C2)								Cooper T56							
lap	Sect-1	Speed	Sect-2	Speed	Sect-3	Speed	Laptime Pit	lap	Sect-1	Speed	Sect-2	Speed	Sect-3	Speed	Laptime Pit
1		69.8	1:39.121		36.525	72.5	3:29.445	2							

42 Jeremy Deeley (C2)								Cooper T52							
lap	Sect-1	Speed	Sect-2	Speed	Sect-3	Speed	Laptime Pit	lap	Sect-1	Speed	Sect-2	Speed	Sect-3	Speed	Laptime Pit
1		88.2	1:36.363	107.5	35.724	72.5	3:24.560	5	51.898	107.2	1:24.992	109.8	33.026	79.2	2:49.916
2	58.079	96.6	1:29.149	110.0	33.741	72.8	3:00.969	6	54.227	103.9	1:28.330	106.0	32.560	80.6	2:55.117
3	54.021	102.6	1:29.741	107.7	33.319	78.7	2:57.081	7	52.086	102.0	1:25.550	108.8	32.368	75.7	2:50.004
4	52.629	104.9	1:26.204	110.2	32.918	77.9	2:51.751	8							

48 John Delane (D2)								Lotus 18							
lap	Sect-1	Speed	Sect-2	Speed	Sect-3	Speed	Laptime Pit	lap	Sect-1	Speed	Sect-2	Speed	Sect-3	Speed	Laptime Pit
1		110.0	1:29.775	110.7	33.679	75.1	3:02.444	5	51.339	110.0	1:23.082	117.1	30.561	80.7	2:44.982
2	52.485	108.6	1:27.045		32.026	77.9	2:51.556	6	50.473	109.8	1:22.286		31.000	67.9	2:43.759
3	51.833	110.9	1:24.815	117.7	32.025	78.1	2:48.673	7	50.490	111.3	1:22.508		30.444	73.3	2:43.442
4	51.789	108.1	1:26.070		30.877	81.5	2:48.736	8	51.279	108.1	1:22.041	118.8	30.502	81.5	2:43.822



**Session Start: 09:02:03 - Finish: 09:22:05**  
**Weather/Track Conditions: Cloud / Drying**  
**Circuit: Silverstone Historic Grand Prix**  
**Track Length: 5.857 Km - 3.6394 miles**

# Silverstone Classic - 28 - 30 Jul 2017

## Commander Yorke Trophy For Historic Formula Junior

### Race 1 - Sector Analysis

49 Martin Mchugh (D2)								North Star Mk1							
lap	Sect-1	Speed	Sect-2	Speed	Sect-3	Speed	Laptime Pit	lap	Sect-1	Speed	Sect-2	Speed	Sect-3	Speed	Laptime Pit
1		82.0	1:42.436	95.1	38.759	68.1	3:37.399	5	57.359	92.4	1:32.897	100.9	38.385	72.5	3:08.641
2	58.201	100.3	1:46.240	98.5	38.372	68.2	3:22.813	6	56.921	83.4	1:33.811	102.9	36.497	71.5	3:07.229
3	58.973	89.8	1:36.222	89.8	37.868	64.0	3:13.063	7	56.995	91.9	1:32.769	105.5	35.985	74.5	3:05.749
4	57.400	94.5	1:33.186	101.5	38.559	58.3	3:09.145	8							

51 Fabrice Perruchot (E1)								Lotus 20/22							
lap	Sect-1	Speed	Sect-2	Speed	Sect-3	Speed	Laptime Pit	lap	Sect-1	Speed	Sect-2	Speed	Sect-3	Speed	Laptime Pit
1		69.5	1:46.041	93.9	37.124	67.1	3:47.228	5	55.011	106.2	1:30.156	99.3	34.127	78.1	2:59.294
2	57.696	95.2	1:37.262	107.4	35.638	70.1	3:10.596	6	54.146	107.2	1:28.926	108.1	33.660	74.8	2:56.732
3	55.715	91.4	1:32.296	105.4	36.203	69.3	3:04.214	7	54.799	102.5	1:27.423	107.4	33.969	71.8	2:56.191
4	55.914	104.7	1:29.645	107.9	34.514	74.8	3:00.073	8							

53 Sam Wilson (E1)								Lotus 20/22							
lap	Sect-1	Speed	Sect-2	Speed	Sect-3	Speed	Laptime Pit	lap	Sect-1	Speed	Sect-2	Speed	Sect-3	Speed	Laptime Pit
1		114.7	1:18.587	124.3	27.674	90.0	2:35.642	5	45.697	121.8	1:17.306	122.9	27.015	92.9	2:30.018
2	44.870	121.8	1:16.330	123.1	28.136	90.3	2:29.336	6	46.692	119.6	1:15.973	125.2	28.087	83.4	2:30.752
3	45.334	119.6	1:17.219	122.7	27.306	91.9	2:29.859	7	45.435	122.0	1:15.488	124.7	26.697	91.1	2:27.620
4	44.769	121.8	1:16.486	123.8	28.314	92.2	2:29.569	8	45.135	101.2	1:17.383	124.5	28.120	84.1	2:30.638

54 Martin Halusa (E1)								Lotus 22							
lap	Sect-1	Speed	Sect-2	Speed	Sect-3	Speed	Laptime Pit	lap	Sect-1	Speed	Sect-2	Speed	Sect-3	Speed	Laptime Pit
1		80.2	1:55.781	98.8	37.399	76.6	3:43.995	5	53.367	89.4	1:26.415	119.6	30.867	84.5	2:50.649
2	57.280	89.7	1:34.906	101.7	36.241	75.5	3:08.427	6	51.390	106.0	1:21.882	120.7	31.394	83.8	2:44.666
3	55.585	99.1	1:29.071	112.2	33.716	81.0	2:58.372	7	50.782	98.1	1:24.504	110.9	34.114	85.2	2:49.400
4	51.837	106.2	1:25.165	116.3	32.397	83.2	2:49.399	8							

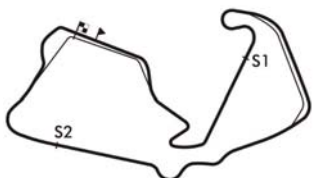
58 Richard Smeeton (E1)								Wainer 63							
lap	Sect-1	Speed	Sect-2	Speed	Sect-3	Speed	Laptime Pit	lap	Sect-1	Speed	Sect-2	Speed	Sect-3	Speed	Laptime Pit
1		116.5	1:23.846	123.6	31.472	80.3	2:52.895	5	46.438	120.5	1:17.916	126.1	29.503	74.1	2:33.857
2	48.845	112.8	1:22.098	123.6	28.991	85.1	2:39.934	6	48.726	118.6	1:45.443	122.5	29.611	83.2	3:03.780
3	47.540	120.1	1:19.341	124.5	29.584	87.2	2:36.465	7	47.471	116.9	1:18.561	122.7	29.497	84.7	2:35.529
4	49.053	116.7	1:19.985	120.3	29.666	85.4	2:38.704	8	50.865	114.5	1:19.347	123.8	27.960	87.6	2:38.172

61 Simon Diffey (E1)								Lotus 20							
lap	Sect-1	Speed	Sect-2	Speed	Sect-3	Speed	Laptime Pit	lap	Sect-1	Speed	Sect-2	Speed	Sect-3	Speed	Laptime Pit
1		110.4	1:24.454	116.3	30.077	85.8	2:48.412	5	48.414	115.5	1:18.421	118.4	28.323	89.1	2:35.158
2	48.544	114.5	1:19.996	117.7	28.950	87.7	2:37.490	6	46.465	116.5	1:17.214	122.2	28.346	89.8	2:32.025
3	48.278	108.8	1:20.276	119.0	29.413	85.8	2:37.967	7	46.865	114.7	1:17.501	120.5	29.603	88.3	2:33.969
4	48.706	107.4	1:19.939	118.8	30.023	87.3	2:38.668	8	45.895	117.1	1:16.100	122.0	29.469	82.4	2:31.464

63 Greg Audi (E1)								Lotus 22							
lap	Sect-1	Speed	Sect-2	Speed	Sect-3	Speed	Laptime Pit	lap	Sect-1	Speed	Sect-2	Speed	Sect-3	Speed	Laptime Pit
1		97.3	1:27.445		32.957	80.7	3:01.443	5	48.563	107.7	1:22.751	117.5	29.224	87.5	2:40.538
2	49.544	102.1	1:23.357	117.3	29.559	85.7	2:42.460	6	47.497	101.2	1:21.707		28.882	85.4	2:38.086
3	49.551	109.1	1:23.760		29.739	87.8	2:43.050	7	48.286	107.4	1:21.388	118.4	28.680	87.3	2:38.354
4	48.777	110.4	1:22.042		29.396	88.2	2:40.215	8	48.184	109.7	1:19.436		28.241	89.1	2:35.861

65 Urs Mueller (E1)								Lotus 20/22							
lap	Sect-1	Speed	Sect-2	Speed	Sect-3	Speed	Laptime Pit	lap	Sect-1	Speed	Sect-2	Speed	Sect-3	Speed	Laptime Pit
1		115.1	1:21.903	121.8	30.431	87.2	2:48.074	5	48.862	113.2	1:18.266	125.9	30.143	88.8	2:37.271
2	48.497	112.6	1:19.419	122.7	29.509	88.5	2:37.425	6	47.661	117.1	1:18.953	124.0	28.975	91.1	2:35.589
3	48.228	115.3	1:20.196	121.6	29.727	87.7	2:38.151	7	46.751	115.1	1:16.600	125.7	29.073	86.1	2:32.424
4	48.670	110.6	1:19.695	120.9	30.327	86.4	2:38.692	8	47.654	114.3	1:16.184	126.9	28.919	91.3	2:32.757

71 Andrew Thorpe (D2)								Lotus 20							
lap	Sect-1	Speed	Sect-2	Speed	Sect-3	Speed	Laptime Pit	lap	Sect-1	Speed	Sect-2	Speed	Sect-3	Speed	Laptime Pit
1		71.4	1:47.571	89.8	41.774	61.9	3:51.236	2							



**Session Start: 09:02:03 - Finish: 09:22:05**  
**Weather/Track Conditions: Cloud / Drying**  
**Circuit: Silverstone Historic Grand Prix**  
**Track Length: 5.857 Km - 3.6394 miles**

# Silverstone Classic - 28 - 30 Jul 2017

## Commander Yorke Trophy For Historic Formula Junior

### Race 1 - Sector Analysis

72 Chris Chilcott (E1)								Brabham BT2							
lap	Sect-1	Speed	Sect-2	Speed	Sect-3	Speed	Laptime Pit	lap	Sect-1	Speed	Sect-2	Speed	Sect-3	Speed	Laptime Pit

73 Peter Anstiss (E1)								Lotus 20/22							
lap	Sect-1	Speed	Sect-2	Speed	Sect-3	Speed	Laptime Pit	lap	Sect-1	Speed	Sect-2	Speed	Sect-3	Speed	Laptime Pit
1		101.7	1:31.894	116.5	33.151	76.8	3:08.456	5	50.635	113.4	1:22.685		30.164	84.6	2:43.484
2	52.588	104.2	1:27.184	113.6	32.788	79.4	2:52.560	6	49.065	111.5	1:22.699	118.1	30.857	79.0	2:42.621
3	51.684	108.6	1:24.913	117.3	31.492	81.8	2:48.089	7	52.360	109.8	1:21.674	116.9	30.011	86.4	2:44.045
4	50.350	114.7	1:24.021	118.4	31.608	80.8	2:45.979	8	49.647	111.8	1:21.021	116.7	31.020	82.5	2:41.688

76 John Rees (E1)								Lotus 22							
lap	Sect-1	Speed	Sect-2	Speed	Sect-3	Speed	Laptime Pit	lap	Sect-1	Speed	Sect-2	Speed	Sect-3	Speed	Laptime Pit
1		99.1	1:26.700	116.1	33.783	79.1	3:02.618	5	51.807	102.5	1:29.466	108.1	31.212	80.1	2:52.485
2	52.847	101.2	1:26.781	114.7	32.287	82.0	2:51.915	6	50.579	100.2	1:25.017	113.4	33.249	81.9	2:48.845
3	51.976	102.5	1:25.258	117.1	31.859	79.8	2:49.093	7	50.115	101.2	1:23.660	115.1	31.148	81.4	2:44.923
4	51.436	102.9	1:26.019	112.0	31.493	84.0	2:48.948	8	51.041	99.0	1:27.481	109.8	33.347	74.4	2:51.869

77 Mark Shaw (E1)								Brabham BT6							
lap	Sect-1	Speed	Sect-2	Speed	Sect-3	Speed	Laptime Pit	lap	Sect-1	Speed	Sect-2	Speed	Sect-3	Speed	Laptime Pit
1		111.7	1:22.932		30.575	88.2	2:47.402	5	49.169	114.5	1:18.366		30.122	89.2	2:37.657
2	48.622	113.7	1:18.183	124.3	29.212	89.8	2:36.017	6	49.182	116.9	1:17.458		28.663	92.4	2:35.303
3	50.474	116.7	1:20.933		29.596	89.2	2:41.003	7	47.460	116.5	1:16.480		28.825	91.3	2:32.765
4	48.521	111.1	1:19.798	122.7	30.057	88.8	2:38.376	8	50.052	119.4	1:15.965		28.142	92.6	2:34.159

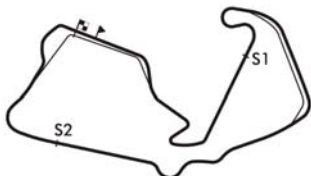
79 Andrew Hibberd (E1)								Lotus 22							
lap	Sect-1	Speed	Sect-2	Speed	Sect-3	Speed	Laptime Pit	lap	Sect-1	Speed	Sect-2	Speed	Sect-3	Speed	Laptime Pit
1		119.6	1:17.573	122.5	28.062	89.7	2:35.333	5	45.572	116.9	1:16.173	125.4	28.179	83.6	2:29.924
2	45.686	122.2	1:24.755	123.6	27.859	91.6	2:38.300	6	45.273	115.5	1:15.997	125.0	26.920	94.1	2:28.190
3	46.105	120.3	1:16.223	124.0	27.840	92.4	2:30.168	7	51.830	103.4	1:22.898	114.7	30.075	82.7	2:44.803
4	45.215	111.8	1:16.249	124.7	27.647	87.0	2:29.111	8	48.854	115.3	1:18.276	121.1	28.974	79.5	2:36.104

80 Nicholas Fennell (E1)								Lotus 27							
lap	Sect-1	Speed	Sect-2	Speed	Sect-3	Speed	Laptime Pit	lap	Sect-1	Speed	Sect-2	Speed	Sect-3	Speed	Laptime Pit
1		116.9	1:26.910	120.7	30.593	84.4	2:50.592	5	47.257	117.9	1:18.349	122.9	28.566	89.0	2:34.172
2	47.898	117.7	1:22.327	122.7	28.002	90.9	2:38.227	6	46.118	111.7	1:17.844	122.9	27.960	92.4	2:31.922
3	48.575	121.1	1:20.002	124.0	29.467	86.1	2:38.044	7	46.073	116.5	1:18.328	123.8	29.141	89.2	2:33.542
4	47.215	108.9	1:19.435	125.2	29.506	92.3	2:36.156	8	45.703	115.1	1:17.063	123.8	29.537	80.1	2:32.303

82 Andrew Garside (E1)								Lotus 20							
lap	Sect-1	Speed	Sect-2	Speed	Sect-3	Speed	Laptime Pit	lap	Sect-1	Speed	Sect-2	Speed	Sect-3	Speed	Laptime Pit
1		117.9	1:24.167	120.5	30.016	85.3	2:48.784	5	48.754	114.9	1:18.487	124.3	29.559	80.6	2:36.800
2	48.611	115.7	1:20.810	119.8	29.728	88.4	2:39.149	6	49.240	114.9	1:16.999	125.0	28.426	88.7	2:34.665
3	49.366	118.1	1:21.304	122.9	29.762	90.0	2:40.432	7	46.923	115.7	1:16.656	124.7	28.710	87.6	2:32.289
4	49.801	114.3	1:17.081	126.6	28.762	88.8	2:35.644	8	47.530	117.9	1:15.145	124.5	27.574	90.4	2:30.249

83 Arlette Mueller (E1)								Lotus 22							
lap	Sect-1	Speed	Sect-2	Speed	Sect-3	Speed	Laptime Pit	lap	Sect-1	Speed	Sect-2	Speed	Sect-3	Speed	Laptime Pit
1		89.4	1:32.086	101.7	33.538	76.5	3:12.346	5	50.726	98.0	1:22.698	109.7	31.568	85.8	2:44.992
2	58.304	87.3	1:24.711	110.9	32.657	78.7	2:55.672	6	48.847	100.2	1:24.076	114.1	31.202	83.0	2:44.125
3	52.481	103.2	1:23.643	115.3	33.246	84.4	2:49.370	7	50.991	95.2	1:22.948	115.3	32.353	80.5	2:46.292
4	51.602	94.1	1:27.693	114.5	32.385	81.0	2:51.680	8							

86 Steve Jones (E1)								Cooper T67							
lap	Sect-1	Speed	Sect-2	Speed	Sect-3	Speed	Laptime Pit	lap	Sect-1	Speed	Sect-2	Speed	Sect-3	Speed	Laptime Pit
1		102.1	1:29.412	117.1	34.127	76.3	3:07.755	5	48.543	113.0	1:20.595		31.118	85.1	2:40.256
2	52.364	100.0	1:24.716	119.2	33.148	79.6	2:50.228	6	48.078	109.5	1:19.513	119.6	29.903	84.9	2:37.494
3	50.613	102.6	1:23.380	114.1	32.256	85.4	2:46.249	7	47.743	114.5	1:19.612		29.775	85.5	2:37.130
4	51.177	102.3	1:22.881	118.6	32.156	78.0	2:46.214	8	48.155	113.7	1:17.665	119.2	29.564	86.1	2:35.384



**Session Start: 09:02:03 - Finish: 09:22:05**  
**Weather/Track Conditions: Cloud / Drying**  
**Circuit: Silverstone Historic Grand Prix**  
**Track Length: 5.857 Km - 3.6394 miles**

# Silverstone Classic - 28 - 30 Jul 2017

## Commander Yorke Trophy For Historic Formula Junior

### Race 1 - Sector Analysis

88 Lukas Halusa (D2)								Lotus 20							
lap	Sect-1	Speed	Sect-2	Speed	Sect-3	Speed	Laptime Pit	lap	Sect-1	Speed	Sect-2	Speed	Sect-3	Speed	Laptime Pit
1		98.7	1:29.353	114.5	33.993	80.0	3:10.174	2							

90 Mark Haynes (B2)								Nota FJ							
lap	Sect-1	Speed	Sect-2	Speed	Sect-3	Speed	Laptime Pit	lap	Sect-1	Speed	Sect-2	Speed	Sect-3	Speed	Laptime Pit
1		78.8	1:39.589	106.0	37.452	73.3	3:32.109	5	55.116	94.4	1:28.512	105.0	34.546	72.9	2:58.174
2	57.379	98.3	1:30.943	107.0	35.449	72.5	3:03.771	6	55.999	101.2	1:27.096	106.0	34.827	72.5	2:57.922
3	55.518	101.5	1:28.084	105.4	35.475	72.9	2:59.077	7	56.495	105.2	1:25.580	108.1	33.418	74.2	2:55.493
4	54.157	100.9	1:27.654	105.8	33.926	71.9	2:55.737	8							

92 Westie Mitchell (E1)								De Tomaso 63							
lap	Sect-1	Speed	Sect-2	Speed	Sect-3	Speed	Laptime Pit	lap	Sect-1	Speed	Sect-2	Speed	Sect-3	Speed	Laptime Pit
1		116.7	1:23.106	113.9	29.600	87.7	2:46.288	5	46.812	115.9	1:18.785	124.0	28.218	91.2	2:33.815
2	47.438	106.5	1:20.166	122.5	28.570	89.5	2:36.174	6	46.767	114.9	1:16.828	123.8	27.804	92.8	2:31.399
3	48.401	119.2	1:19.550	122.7	28.559	88.7	2:36.510	7	46.462	118.8	1:16.199	123.8	29.034	84.7	2:31.695
4	46.539	119.0	1:18.145	123.1	27.934	93.7	2:32.618	8	45.736	120.3	1:15.174	123.1	27.866	92.1	2:28.776

94 Geoff Underwood (D2)								Dolphin FJ							
lap	Sect-1	Speed	Sect-2	Speed	Sect-3	Speed	Laptime Pit	lap	Sect-1	Speed	Sect-2	Speed	Sect-3	Speed	Laptime Pit
1								1							

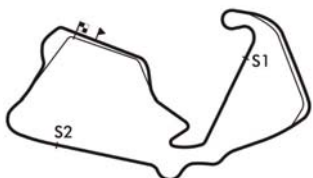
96 Timothy De Silva (E1)								Brabham BT2							
lap	Sect-1	Speed	Sect-2	Speed	Sect-3	Speed	Laptime Pit	lap	Sect-1	Speed	Sect-2	Speed	Sect-3	Speed	Laptime Pit
1		110.7	1:21.999	125.9	30.564	80.7	2:52.025	5	46.216	110.0	1:17.663	124.7	30.285	79.3	2:34.164
2	49.616	115.9	1:20.710	124.3	29.371	88.4	2:39.697	6	48.841	115.3	1:16.772	126.6	29.097	91.6	2:34.710
3	47.859	121.1	1:19.062	126.1	30.059	88.5	2:36.980	7	47.040	112.4	1:16.634	128.8	28.838	90.1	2:32.512
4	50.079	107.2	1:19.199	127.6	29.433	87.3	2:38.711	8	49.745	116.1	1:14.930	126.9	27.537	93.7	2:32.212

97 Hans Ciers (D2)								Lotus 20							
lap	Sect-1	Speed	Sect-2	Speed	Sect-3	Speed	Laptime Pit	lap	Sect-1	Speed	Sect-2	Speed	Sect-3	Speed	Laptime Pit
1		62.4	1:48.047	83.0	40.380	62.8	3:51.906	4	56.981	88.4	1:36.039	88.4	38.721	62.7	3:11.741
2	1:03.061	78.9	1:38.714	86.7	39.081	65.9	3:20.856	5	56.497	90.1	1:36.851	90.2	39.328	64.8	3:12.676
3	58.799	88.4	1:56.436	90.9	42.397	68.8	3:37.632	6	1:00.134	74.5	1:35.581	95.1	38.603	65.3	3:14.318

98 Chris Merrick (E1)								Cooper T59							
lap	Sect-1	Speed	Sect-2	Speed	Sect-3	Speed	Laptime Pit	lap	Sect-1	Speed	Sect-2	Speed	Sect-3	Speed	Laptime Pit
1		109.3	1:29.400	116.9	33.765	73.7	3:07.066	5	50.841	113.0	1:22.784	118.1	30.283	81.9	2:43.908
2	53.250	102.5	1:26.665	117.9	32.718	80.6	2:52.633	6	50.638	112.0	1:21.665	117.3	31.038	72.8	2:43.341
3	52.629	109.8	1:24.637	117.1	31.419	80.2	2:48.685	7	52.143	111.7	1:22.968	115.3	30.758	82.5	2:45.869
4	50.169	114.7	1:23.452	117.9	31.047	84.2	2:44.668	8	49.727	108.6	1:23.496	118.4	30.861	79.0	2:44.084

111 Nick Taylor (B2)								Elva 100							
lap	Sect-1	Speed	Sect-2	Speed	Sect-3	Speed	Laptime Pit	lap	Sect-1	Speed	Sect-2	Speed	Sect-3	Speed	Laptime Pit
1		93.6	1:31.601	111.7	33.535	77.6	3:10.550	5	51.108	106.9	1:27.454	110.2	31.765	82.8	2:50.327
2	54.920	102.8	1:27.094	108.2	31.985	79.6	2:53.999	6	50.756	107.4	1:25.748	111.8	31.218	80.5	2:47.722
3	51.960	105.2	1:25.960	109.1	32.213	79.9	2:50.133	7	50.637	100.9	1:25.570	111.7	31.555	82.3	2:47.762
4	52.616	95.6	1:29.536	109.1	32.770	78.5	2:54.922	8							

119 Colin Mckay (B2)								Gemini Mk2							
lap	Sect-1	Speed	Sect-2	Speed	Sect-3	Speed	Laptime Pit	lap	Sect-1	Speed	Sect-2	Speed	Sect-3	Speed	Laptime Pit
1		84.3	1:38.775	100.2	37.090	72.2	3:32.358	5	55.666	83.8	1:31.037	98.7	34.673	73.7	3:01.376
2	59.946	93.6	1:32.902	97.1	35.924	67.9	3:08.772	6	56.802	95.2	1:31.811	98.7	34.087	72.7	3:02.700
3	58.231	93.5	1:30.404	98.5	34.371	75.3	3:03.006	7	56.450	93.3	1:30.167	100.2	34.877	72.1	3:01.494
4	55.150	95.5	1:29.601	99.4	34.709	72.5	2:59.460	8							



**Session Start: 09:02:03 - Finish: 09:22:05**  
**Weather/Track Conditions: Cloud / Drying**  
**Circuit: Silverstone Historic Grand Prix**  
**Track Length: 5.857 Km - 3.6394 miles**

# Silverstone Classic - 28 - 30 Jul 2017

## Commander Yorke Trophy For Historic Formula Junior

### Race 1 - Sector Analysis

134 Nick Finburgh (C2)								Envoy Mk1							
lap	Sect-1	Speed	Sect-2	Speed	Sect-3	Speed	Laptime Pit	lap	Sect-1	Speed	Sect-2	Speed	Sect-3	Speed	Laptime Pit
1		105.5	1:26.930	114.7	31.868	78.1	3:03.222	5	48.919	111.7	1:23.199	113.2	30.849	81.0	2:42.967
2	51.860	106.2	1:24.449	113.0	30.579	85.9	2:46.888	6	49.344	110.6	1:23.070	113.4	31.300	84.8	2:43.714
3	49.826	109.3	1:23.745	113.2	31.037	83.9	2:44.608	7	49.758	105.5	1:22.988	113.9	30.301	86.0	2:43.047
4	50.354	105.7	1:23.568	114.9	30.745	84.2	2:44.667	8	49.572	110.7	1:23.563	112.4	31.659	82.1	2:44.794

142 Martin Aubert (D2)								Lotus 20							
lap	Sect-1	Speed	Sect-2	Speed	Sect-3	Speed	Laptime Pit	lap	Sect-1	Speed	Sect-2	Speed	Sect-3	Speed	Laptime Pit
1		71.4	1:45.054	91.1	39.598	66.6	3:38.140	5	56.559	86.3	1:31.445	104.2	34.155	76.3	3:02.159
2	1:00.940	78.2	1:43.214	90.0	38.339	73.7	3:22.493	6	55.108	98.7	1:30.643	113.0	34.003	74.4	2:59.754
3	59.007	87.8	1:35.386	97.7	36.142	72.3	3:10.535	7	55.674	90.9	1:28.353	106.4	33.796	77.2	2:57.823
4	55.257	91.4	1:34.397	108.9	36.198	76.8	3:05.852	8							

161 Andrew Beaumont (E1)								Lotus 22							
lap	Sect-1	Speed	Sect-2	Speed	Sect-3	Speed	Laptime Pit	lap	Sect-1	Speed	Sect-2	Speed	Sect-3	Speed	Laptime Pit
1		103.7	1:28.193		33.662	74.2	3:01.478	5	50.815	105.4	1:23.655		31.179	83.5	2:45.649
2	51.327	104.7	1:26.660		32.752	79.1	2:50.739	6	50.189	109.3	1:20.664		32.619	80.6	2:43.472
3	52.173	111.7	1:25.456		32.417	80.3	2:50.046	7	49.537	113.2	1:21.259		29.187	87.4	2:39.983
4	51.370	95.3	1:40.730		31.006	82.4	3:03.106	8	48.403	113.0	1:19.670		29.141	86.0	2:37.214

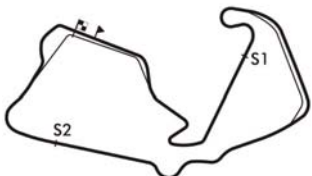
162 Katsu Kubota (E1)								Lotus 20/22							
lap	Sect-1	Speed	Sect-2	Speed	Sect-3	Speed	Laptime Pit	lap	Sect-1	Speed	Sect-2	Speed	Sect-3	Speed	Laptime Pit
1		113.2	1:35.305		31.210	81.0	3:04.471	5	48.394	118.6	1:18.521		29.170	90.6	2:36.085
2	51.457	105.4	1:24.005		32.860	82.0	2:48.322	6	47.070	116.3	1:18.258		28.985	90.6	2:34.313
3	50.709	116.3	1:21.311		30.825	84.2	2:42.845	7	48.039	115.1	1:18.006		28.553	89.6	2:34.598
4	49.617	107.9	1:21.698		29.960	88.3	2:41.275	8	49.505	115.1	1:16.898		28.847	91.1	2:35.250

180 Lee Mowle (E1)								Lotus 20/22							
lap	Sect-1	Speed	Sect-2	Speed	Sect-3	Speed	Laptime Pit	lap	Sect-1	Speed	Sect-2	Speed	Sect-3	Speed	Laptime Pit
1		118.8	1:21.886	117.7	30.489	85.5	2:49.295	5	48.291	105.8	1:18.539	124.5	29.465	88.5	2:36.295
2	48.745	113.4	1:46.996	124.3	30.184	86.5	3:05.925	6	47.665	112.8	1:18.430	126.9	29.477	85.7	2:35.572
3	51.030	114.7	1:21.373	124.0	30.016	88.5	2:42.419	7	47.948	118.6	1:17.977	126.4	28.546	89.0	2:34.471
4	48.314	97.8	1:21.035	125.7	30.329	87.5	2:39.678	8	47.979	113.4	1:17.508	126.1	28.855	89.8	2:34.342

183 Martin Walford (E1)								Lotus 22							
lap	Sect-1	Speed	Sect-2	Speed	Sect-3	Speed	Laptime Pit	lap	Sect-1	Speed	Sect-2	Speed	Sect-3	Speed	Laptime Pit
1		113.4	1:24.397	120.3	31.235	80.8	2:51.656	5	47.251	117.1	1:18.304	122.0	30.044	79.9	2:35.599
2	48.741	117.3	1:23.311	121.1	29.640	86.8	2:41.692	6	47.060	118.4	1:19.075	117.3	28.767	89.5	2:34.902
3	48.027	116.5	1:20.314	122.2	28.854	86.8	2:37.195	7	46.704	110.0	1:16.439	126.6	29.084	87.4	2:32.227
4	47.978	117.5	1:18.180	123.1	28.854	89.4	2:35.012	8	47.731	118.8	1:16.058	125.7	28.526	92.6	2:32.315

190 Andrew Hayden (D2)								Envoy Mk2							
lap	Sect-1	Speed	Sect-2	Speed	Sect-3	Speed	Laptime Pit	lap	Sect-1	Speed	Sect-2	Speed	Sect-3	Speed	Laptime Pit
1		89.1	1:44.259	109.5	35.566	78.4	3:31.069	5	50.696	113.6	1:25.807	119.2	31.348	86.3	2:47.851
2	54.585	109.7	1:26.977	106.0	34.272	77.7	2:55.834	6	50.738	113.6	1:26.215	118.4	31.893	85.4	2:48.846
3	52.578	109.1	1:24.124	110.7	32.776	84.3	2:49.478	7	50.781	101.2	1:22.678	119.2	32.841	79.2	2:46.300
4	51.675	113.6	1:25.138	118.4	31.968	85.2	2:48.781	8							

194 Johannes Kistler (E1)								Lotus 22 FJ							
lap	Sect-1	Speed	Sect-2	Speed	Sect-3	Speed	Laptime Pit	lap	Sect-1	Speed	Sect-2	Speed	Sect-3	Speed	Laptime Pit
1		103.6	1:30.787	121.4	34.075	77.5	3:09.492	4	50.570	99.4	1:24.063	119.8	31.942	82.8	2:46.575
2	1:01.732	92.7	1:25.449	113.2	34.419	83.3	3:01.600	5	50.243	102.3	1:22.156	110.9	33.649	80.1	2:46.048
3	49.905	103.4	1:22.401	117.5	33.086	83.0	2:45.392	6	48.442	111.7	1:22.356	117.5	32.089	81.0	2:42.887



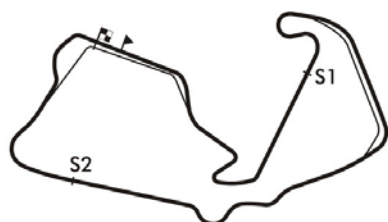
**Session Start: 09:02:03 - Finish: 09:22:05**  
**Weather/Track Conditions: Cloud / Drying**  
**Circuit: Silverstone Historic Grand Prix**  
**Track Length: 5.857 Km - 3.6394 miles**

# Silverstone Classic - 28 - 30 Jul 2017

## Commander Yorke Trophy For Historic Formula Junior

### Race 1 - Best Sector Times

	SECTOR 1			SECTOR 2			SECTOR 3			IDEAL / BEST LAP COMPARISON					
	NO	TIME	LAP	NO	TIME	LAP	NO	TIME	LAP	NO	NAME	BEST	IN	IDEAL	DIFF
1	53	44.769	4	96	1:14.930	8	53	26.697	7	53	Sam Wilson	2:27.620	7	2:26.954	+0.666
2	79	45.215	4	82	1:15.145	8	79	26.920	6	79	Andrew Hibberd	2:28.190	6	2:28.132	+0.058
3	80	45.703	8	92	1:15.174	8	96	27.537	8	92	Westie Mitchell	2:28.776	8	2:28.714	+0.062
4	92	45.736	8	53	1:15.488	7	82	27.574	8	82	Andrew Garside	2:30.249	8	2:29.642	+0.607
5	61	45.895	8	77	1:15.965	8	92	27.804	6	61	Simon Diffey	2:31.464	8	2:30.318	+1.146
6	96	46.216	5	79	1:15.997	6	12	27.857	8	80	Nicholas Fennell	2:31.922	6	2:30.726	+1.196
7	11	46.436	7	183	1:16.058	8	11	27.952	6	96	Timothy De Silva	2:32.212	8	2:28.683	+3.529
8	58	46.438	5	61	1:16.100	8	58	27.960	8	183	Martin Walford	2:32.227	7	2:31.288	+0.939
9	183	46.704	7	65	1:16.184	8	80	27.960	6	65	Urs Mueller	2:32.424	7	2:31.854	+0.570
10	65	46.751	7	162	1:16.898	8	77	28.142	8	11	Will Mitcham	2:32.658	8	2:31.534	+1.124
11	82	46.923	7	80	1:17.063	8	63	28.241	8	77	Mark Shaw	2:32.765	7	2:31.567	+1.198
12	2	46.956	5	11	1:17.146	8	61	28.323	5	58	Richard Smeeton	2:33.857	5	2:32.314	+1.543
13	12	47.053	7	180	1:17.508	8	183	28.526	8	162	Katsu Kubota	2:34.313	6	2:32.521	+1.792
14	162	47.070	6	86	1:17.665	8	180	28.546	7	180	Lee Mowle	2:34.342	8	2:33.719	+0.623
15	77	47.460	7	58	1:17.916	5	162	28.553	7	12	Stuart Roach	2:34.553	8	2:33.766	+0.787
16	63	47.497	6	12	1:18.856	5	2	28.605	8	86	Steve Jones	2:35.384	8	2:34.972	+0.412
17	180	47.665	6	2	1:19.423	5	65	28.919	8	2	Christopher Milner	2:35.434	8	2:34.984	+0.450
18	86	47.743	7	63	1:19.436	8	161	29.141	8	63	Greg Audi	2:35.861	8	2:35.174	+0.687
19	161	48.403	8	161	1:19.670	8	36	29.288	8	161	Andrew Beaumont	2:37.214	8	2:37.214	+0.000
20	194	48.442	6	73	1:21.021	8	86	29.564	8	36	Tony Best	2:40.784	8	2:39.915	+0.869
21	83	48.847	6	14	1:21.307	6	73	30.011	7	14	Crispian Besley	2:41.573	6	2:41.501	+0.072
22	134	48.919	5	36	1:21.496	8	98	30.283	5	73	Peter Anstiss	2:41.688	8	2:40.097	+1.591
23	73	49.065	6	98	1:21.665	6	134	30.301	7	134	Nick Finburgh	2:42.967	5	2:42.208	+0.759
24	36	49.131	6	54	1:21.882	6	48	30.444	7	98	Chris Merrick	2:43.341	6	2:41.675	+1.666
25	14	49.711	6	48	1:22.041	8	14	30.483	8	48	John Delane	2:43.442	7	2:42.958	+0.484
26	98	49.727	8	194	1:22.156	5	54	30.867	5	83	Ariette Mueller	2:44.125	6	2:42.747	+1.378
27	19	49.956	7	190	1:22.678	7	76	31.148	7	54	Martin Halusa	2:44.666	6	2:43.531	+1.135
28	76	50.115	7	83	1:22.698	5	27	31.199	6	76	John Rees	2:44.923	7	2:44.923	+0.000
29	27	50.143	7	27	1:22.907	3	83	31.202	6	19	Ralf Emmerling	2:45.978	7	2:45.978	+0.000
30	48	50.473	6	134	1:22.988	7	111	31.218	6	27	Richard Wilson	2:46.087	3	2:44.249	+1.838
31	15	50.552	7	19	1:23.172	7	190	31.348	5	190	Andrew Hayden	2:46.300	7	2:44.722	+1.578
32	111	50.637	7	76	1:23.660	7	15	31.561	6	15	Harindra De Silva	2:47.477	6	2:46.295	+1.182
33	190	50.696	5	15	1:24.182	3	26	31.775	6	111	Nick Taylor	2:47.722	6	2:47.425	+0.297
34	54	50.782	7	42	1:24.992	5	194	31.942	4	30	Roger Skipp	2:48.388	7		+
35	42	51.898	5	111	1:25.570	7	42	32.368	7	42	Jeremy Deeley	2:49.916	5	2:49.258	+0.658
36	40	52.005	4	90	1:25.580	7	34	32.589	6	34	James Owen	2:51.276	6	2:51.276	+0.000
37	34	52.323	6	22	1:26.051	4	22	32.644	5	22	Robin Lackford	2:52.040	5	2:51.633	+0.407
38	22	52.938	7	40	1:26.095	7	40	32.724	7	26	Roger Dexter	2:53.001	7	2:52.575	+0.426
39	13	53.426	5	34	1:26.364	6	19	32.850	7	40	Chris Wilks	2:53.131	7	2:50.824	+2.307
40	26	54.021	7	26	1:26.779	7	90	33.418	7	90	Mark Haynes	2:55.493	7	2:53.155	+2.338
41	51	54.146	6	51	1:27.423	7	51	33.660	6	51	Fabrice Perruchot	2:56.191	7	2:55.229	+0.962
42	90	54.157	4	142	1:28.353	7	142	33.796	7	13	John Arnold	2:56.989	6	2:56.873	+0.116
43	142	55.108	6	88	1:29.353	1	13	33.929	7	142	Martin Aubert	2:57.823	7	2:57.257	+0.566
44	119	55.150	4	13	1:29.518	6	88	33.993	1	119	Colin Mckay	2:59.460	4	2:58.838	+0.622
45	97	56.497	5	119	1:29.601	4	119	34.087	6	49	Martin Mchugh	3:05.749	7	3:05.675	+0.074
46	41	56.872	2	49	1:32.769	7	49	35.985	7	97	Hans Ciers	3:11.741	4	3:10.681	+1.060
47	49	56.921	6	97	1:35.581	6	41	36.525	1	194	Johannes Kistler	2:42.887	6	2:42.540	+0.347



Session Start: 09:02:03 - Finish: 09:22:05

Weather/Track Conditions: Cloud / Drying

Circuit: Silverstone Historic Grand Prix

Track Length: 5.857 Km - 3.6394 miles

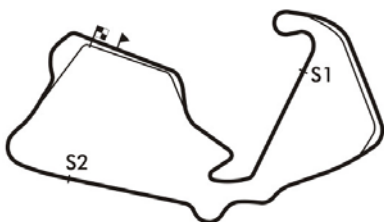


# Silverstone Classic - 28 - 30 Jul 2017

## Commander Yorke Trophy For Historic Formula Junior

### Race 1 - Best Sector Times

48	88	1:02.085	1	41	1:39.121	1	97	38.603	6
49	71	1:07.928	2	71	1:47.571	1	71	41.774	1
50	30			30			94		
51	72			72			72		
52	94			94			30		



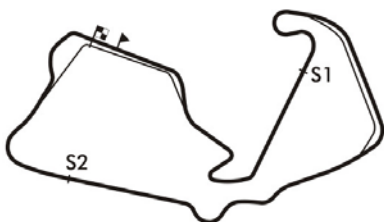
Session Start: 09:02:03 - Finish: 09:22:05  
Weather/Track Conditions: Cloud / Drying  
Circuit: Silverstone Historic Grand Prix  
Track Length: 5.857 Km - 3.6394 miles

# Silverstone Classic - 28 - 30 Jul 2017

## Commander Yorke Trophy For Historic Formula Junior

### Race 1 - Best Sector Times

88	Lukas Halusa	3:10.174	1	3:05.431	+4.743
41	Peter Fenichel	3:29.445	1	3:12.518	+16.927
71	Andrew Thorpe	3:51.236	1	3:37.273	+13.963
72	Chris Chilcott				+
94	Geoff Underwood				+



**Session Start: 09:02:03 - Finish: 09:22:05**  
**Weather/Track Conditions: Cloud / Drying**  
**Circuit: Silverstone Historic Grand Prix**  
**Track Length: 5.857 Km - 3.6394 miles**

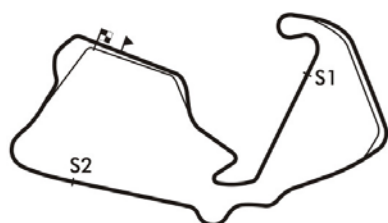


# Silverstone Classic - 28 - 30 Jul 2017

## Commander Yorke Trophy For Historic Formula Junior

### Race 1 - Best Sector Speeds

	NO	SECTOR 1	MPH	NO	SECTOR 2	MPH	NO	SECTOR 3	MPH
1	79	Andrew Hibberd	122.2	96	Timothy De Silva	128.8	79	Andrew Hibberd	94.1
2	53	Sam Wilson	122.0	65	Urs Mueller	126.9	92	Westie Mitchell	93.7
3	80	Nicholas Fennell	121.1	180	Lee Mowle	126.9	96	Timothy De Silva	93.7
4	96	Timothy De Silva	121.1	82	Andrew Garside	126.6	53	Sam Wilson	92.9
5	58	Richard Smeeton	120.5	183	Martin Walford	126.6	77	Mark Shaw	92.6
6	92	Westie Mitchell	120.3	58	Richard Smeeton	126.1	183	Martin Walford	92.6
7	77	Mark Shaw	119.4	79	Andrew Hibberd	125.4	80	Nicholas Fennell	92.4
8	180	Lee Mowle	118.8	53	Sam Wilson	125.2	2	Christopher Milner	91.4
9	183	Martin Walford	118.8	80	Nicholas Fennell	125.2	65	Urs Mueller	91.3
10	162	Katsu Kubota	118.6	77	Mark Shaw	124.3	162	Katsu Kubota	91.1
11	82	Andrew Garside	118.1	92	Westie Mitchell	124.0	82	Andrew Garside	90.4
12	11	Will Mitcham	117.1	61	Simon Diffey	122.2	61	Simon Diffey	89.8
13	61	Simon Diffey	117.1	194	Johannes Kistler	121.4	180	Lee Mowle	89.8
14	65	Urs Mueller	117.1	2	Christopher Milner	121.1	63	Greg Audi	89.1
15	36	Tony Best	114.7	54	Martin Halusa	120.7	11	Will Mitcham	89.0
16	73	Peter Anstiss	114.7	86	Steve Jones	119.6	58	Richard Smeeton	87.6
17	98	Chris Merrick	114.7	36	Tony Best	119.2	12	Stuart Roach	87.5
18	86	Steve Jones	114.5	190	Andrew Hayden	119.2	161	Andrew Beaumont	87.4
19	190	Andrew Hayden	113.6	14	Crispian Besley	119.0	36	Tony Best	86.8
20	14	Crispian Besley	113.2	48	John Delane	118.8	73	Peter Anstiss	86.4
21	161	Andrew Beaumont	113.2	63	Greg Audi	118.4	190	Andrew Hayden	86.3
22	2	Christopher Milner	112.0	73	Peter Anstiss	118.4	86	Steve Jones	86.1
23	12	Stuart Roach	112.0	98	Chris Merrick	118.4	134	Nick Finburgh	86.0
24	134	Nick Finburgh	111.7	15	Harindra De Silva	117.1	83	Arlette Mueller	85.8
25	194	Johannes Kistler	111.7	76	John Rees	117.1	54	Martin Halusa	85.2
26	48	John Delane	111.3	27	Richard Wilson	115.7	98	Chris Merrick	84.2
27	63	Greg Audi	110.4	12	Stuart Roach	115.5	76	John Rees	84.0
28	15	Harindra De Silva	110.2	83	Arlette Mueller	115.3	14	Crispian Besley	83.7
29	27	Richard Wilson	109.1	134	Nick Finburgh	114.9	27	Richard Wilson	83.6
30	19	Ralf Emmerling	107.5	88	Lukas Halusa	114.5	194	Johannes Kistler	83.3
31	111	Nick Taylor	107.4	142	Martin Aubert	113.0	15	Harindra De Silva	82.8
32	42	Jeremy Deeley	107.2	111	Nick Taylor	111.8	111	Nick Taylor	82.8
33	51	Fabrice Perruchot	107.2	40	Chris Wilks	110.6	48	John Delane	81.5
34	54	Martin Halusa	106.2	19	Ralf Emmerling	110.4	19	Ralf Emmerling	80.6
35	40	Chris Wilks	105.2	42	Jeremy Deeley	110.2	42	Jeremy Deeley	80.6
36	90	Mark Haynes	105.2	22	Robin Lackford	108.4	88	Lukas Halusa	80.0
37	83	Arlette Mueller	103.2	51	Fabrice Perruchot	108.1	13	John Arnold	79.5
38	76	John Rees	102.9	90	Mark Haynes	108.1	26	Roger Dexter	78.6
39	22	Robin Lackford	101.1	49	Martin Mchugh	105.5	51	Fabrice Perruchot	78.1
40	49	Martin Mchugh	100.3	13	John Arnold	105.4	22	Robin Lackford	77.5



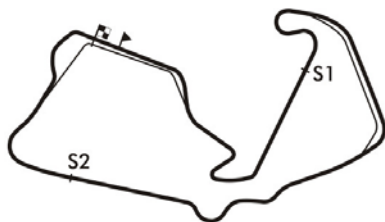
**Session Start: 09:02:03 - Finish: 09:22:05**  
**Weather/Track Conditions: Cloud / Drying**  
**Circuit: Silverstone Historic Grand Prix**  
**Track Length: 5.857 Km - 3.6394 miles**

# Silverstone Classic - 28 - 30 Jul 2017

## Commander Yorke Trophy For Historic Formula Junior

### Race 1 - Best Sector Speeds

41	34	James Owen	100.2	34	James Owen	104.0	142	Martin Aubert	77.2
42	88	Lukas Halusa	98.7	119	Colin Mckay	100.2	34	James Owen	76.2
43	142	Martin Aubert	98.7	26	Roger Dexter	98.0	119	Colin Mckay	75.3
44	13	John Arnold	97.3	97	Hans Ciers	95.1	49	Martin Mchugh	74.5
45	26	Roger Dexter	95.9	71	Andrew Thorpe	89.8	90	Mark Haynes	74.2
46	119	Colin Mckay	95.5	11	Will Mitcham	0.0	40	Chris Wilks	73.9
47	41	Peter Fenichel	93.6	30	Roger Skipp	0.0	41	Peter Fenichel	72.5
48	97	Hans Ciers	90.1	41	Peter Fenichel	0.0	97	Hans Ciers	68.8
49	71	Andrew Thorpe	71.4	72	Chris Chilcott	0.0	71	Andrew Thorpe	61.9
50	30	Roger Skipp	0.0	94	Geoff Underwood	0.0	94	Geoff Underwood	58.0
51	72	Chris Chilcott	0.0	161	Andrew Beaumont	0.0	30	Roger Skipp	0.0
52	94	Geoff Underwood	0.0	162	Katsu Kubota	0.0	72	Chris Chilcott	0.0



**Session Start: 09:02:03 - Finish: 09:22:05**  
**Weather/Track Conditions: Cloud / Drying**  
**Circuit: Silverstone Historic Grand Prix**  
**Track Length: 5.857 Km - 3.6394 miles**



# Silverstone Classic - 28 - 30 Jul 2017

## Commander Yorke Trophy For Historic Formula Junior

### Race 1 - Lap Chart

Lap 7			Lap 8		
NO	Behind	Laptime	NO	Behind	Laptime
53		2:27.620	53		2:30.638
190	1 LAP	2:48.846	83	1 LAP	2:46.292
79	23.033	2:44.803	34	2 LAPS	2:51.276
42	1 LAP	2:55.117	15	1 LAP	2:48.477
22	1 LAP	2:55.112	27	1 LAP	2:47.935
92	35.703	2:31.695	111	1 LAP	2:47.762
19	1 LAP	3:03.529	190	1 LAP	2:46.300
54	1 LAP	2:44.666	97	2 LAPS	3:14.318
80	49.859	2:33.542	79	28.499	2:36.104
61	50.893	2:33.969	92	33.841	2:28.776
40	1 LAP	2:58.140	42	1 LAP	2:50.004
90	1 LAP	2:57.922	19	1 LAP	2:45.978
11	54.138	2:32.700	80	51.524	2:32.303
30	1 LAP	2:53.161	61	51.719	2:31.464
65	54.830	2:32.424	22	1 LAP	2:54.587
82	54.967	2:32.289	82	54.578	2:30.249
183	55.487	2:32.227	11	56.158	2:32.658
77	55.727	2:32.765	65	56.949	2:32.757
96	56.003	2:32.512	183	57.164	2:32.315
12	1:00.451	2:34.790	96	57.577	2:32.212
26	1 LAP	2:59.648	77	59.248	2:34.159
119	1 LAP	3:02.700	54	1 LAP	2:49.400
2	1:18.484	2:37.208	12	1:04.366	2:34.553
51	1 LAP	2:56.732	30	1 LAP	2:48.388
13	1 LAP	2:56.989	40	1 LAP	2:53.131
58	1:28.368	2:35.529	90	1 LAP	2:55.493
162	1:29.113	2:34.598	2	1:23.280	2:35.434
180	1:30.859	2:34.471	26	1 LAP	2:53.001
63	1:31.350	2:38.354	162	1:33.725	2:35.250
142	1 LAP	2:59.754	180	1:34.563	2:34.342
86	1:52.530	2:37.130	58	1:35.902	2:38.172
134	1:56.317	2:43.047	63	1:36.573	2:35.861
49	1 LAP	3:07.229	119	1 LAP	3:01.494
48	2:10.796	2:43.442	51	1 LAP	2:56.191
73	2:12.438	2:44.045	13	1 LAP	2:59.152
98	2:13.374	2:45.869	86	1:57.276	2:35.384
14	2:13.905	2:45.581	134	2:10.473	2:44.794
36	2:14.167	2:44.500	142	1 LAP	2:57.823
161	2:21.677	2:39.983	73	2:23.488	2:41.688
76	2:26.031	2:44.923	48	2:23.980	2:43.822
			36	2:24.313	2:40.784
			14	2:26.634	2:43.367
			98	2:26.820	2:44.084
			161	2:28.253	2:37.214
			49	1 LAP	3:05.749
			76	2:47.262	2:51.869

**Session Start: 09:02:03 - Finish: 09:22:05**  
**Weather/Track Conditions: Cloud / Drying**  
**Circuit: Silverstone Historic Grand Prix**  
**Track Length: 5.857 Km - 3.6394 miles**



## Silverstone Classic - 28 - 30 Jul 2017

### Formula Ford 50 Presented by Historic Motorsport International Race 2 - Classification

Sheet No:

POS	NO	DRIVER/S	CLASS	CLASS POS	CAR MAKE / MODEL	TIME	LAPS	GAP	DIFF	MPH	BEST	ON
1	94	Michael O'Brien		1	Merlyn Mk20A	21:18.807	9	-- 9 laps --		92.21	2:20.371	6
2	73	Ed Thurston		2	Elden Mk8	21:20.620	9	1.813	1.813	92.07	2:20.297	6
3	4	Max Bartell		3	Merlyn Mk20A	21:20.810	9	2.003	0.190	92.06	2:20.455	6
4	48	Benn Tilley		4	Merlyn Mk20A	21:20.977	9	2.170	0.167	92.05	2:21.341	8
5	37	William Nuthall		5	Jamun T2	21:31.960	9	13.153	10.983	91.27	2:21.637	6
6	1	Callum Grant		6	Merlyn Mk20A	21:34.686	9	15.879	2.726	91.07	2:21.065	5
7	3	Benn Simms		7	Jomo JMR7	21:40.900	9	22.093	6.214	90.64	2:22.062	6
8	42	Cormac Flanagan		8	Alexis Mk14	21:41.337	9	22.530	0.437	90.61	2:22.201	4
9	36	Robert Smith	OF	1	Merlyn Mk20	21:51.715	9	32.908	10.378	89.89	2:23.612	4
10	58	Michael Grant Peterkin		9	Brabham BT21	21:52.299	9	33.492	0.584	89.85	2:23.735	8
11	72	Alistair Littlewood		10	Merlyn Mk20A	21:53.545	9	34.738	1.246	89.76	2:24.329	5
12	69	Tiff Needell		11	Lotus 69F	21:53.724	9	34.917	0.179	89.75	2:23.308	7
13	15	Matthew Wrigley		12	Merlyn Mk11A/20	21:54.134	9	35.327	0.410	89.73	2:24.243	8
14	21	Ross Dryborough		13	Merlyn Mk20AS	21:57.107	9	38.300	2.973	89.52	2:22.428	8
15	44	Sam Binfield		14	Titan Mk6	21:58.432	9	39.625	1.325	89.43	2:24.186	3
16	97	Robert Tusting	OF	2	Lola T200	21:59.480	9	40.673	1.048	89.36	2:23.882	9
17	49	Harvey Sykes		15	Crossle 20F	21:59.903	9	41.096	0.423	89.33	2:23.775	9
18	6	Stuart Baird	OF	3	Merlyn Mk11A	22:00.859	9	42.052	0.956	89.27	2:24.396	8
19	20	Kevin Stanzl	OF	4	Crossle 20F	22:14.360	9	55.553	13.501	88.37	2:26.440	5
20	54	Alex Meek	OF	5	Merlyn Mk20A	22:15.333	9	56.526	0.973	88.30	2:26.376	8
21	166	Gregory Thornton	OF	6	Titan Mk4	22:15.796	9	56.989	0.463	88.27	2:26.370	8
22	66	Andrew Wiggins	OF	7	Titan Mk6	22:15.910	9	57.103	0.114	88.27	2:26.027	8
23	75	Daniel Pickett		16	Merlyn Mk20	22:22.408	9	1:03.601	6.498	87.84	2:26.712	5
24	8	Andrew Mansell	OF	8	Merlyn Mk11A	22:22.678	9	1:03.871	0.270	87.82	2:26.075	4
25	56	Roland Svensson	OF	9	Merlyn Mk17	22:24.893	9	1:06.086	2.215	87.68	2:25.446	3
26	19	Stephen King	OF	10	Macon MR8	22:42.058	9	1:23.251	17.165	86.57	2:26.981	8
27	33	Julian Pierce		17	Lola T200	22:49.171	9	1:30.364	7.113	86.12	2:28.447	6
28	26	John Slack	OF	11	Lola T200	22:50.257	9	1:31.450	1.086	86.05	2:28.775	6
29	78	Geoff Underwood		18	Merlyn Mk20	22:50.421	9	1:31.614	0.164	86.04	2:28.275	6
30	12	Nick Pancisi	OF	12	Titan Mk5	22:50.657	9	1:31.850	0.236	86.02	2:27.111	6
31	63	Matthew Sturmer	OF	13	Macon MR8	22:50.845	9	1:32.038	0.188	86.02	2:27.539	6
32	81	James Lovett		19	Lola T200	22:51.439	9	1:32.632	0.594	85.98	2:28.496	6
33	177	Peter Hannam	OF	14	Nike Mk6	22:52.060	9	1:33.253	0.621	85.94	2:28.564	7
34	25	Philip Walker	OF	15	Crossle 16F	22:55.774	9	1:36.967	3.714	85.71	2:28.996	6
35	77	Chris Sharples	OF	16	Palliser WDF1	22:57.666	9	1:38.859	1.892	85.59	2:27.753	6
36	50	John Roberts	N	1	Merlyn Mk11A	23:03.682	9	1:44.875	6.016	85.21	2:30.405	6
37	5	Ian Pearson		20	Lotus 61	23:10.150	9	1:51.343	6.468	84.82	2:29.441	6
38	28	Michael Wales	OF	17	Merlyn Mk20A	23:32.964	9	2:14.157	22.814	83.45	2:33.582	7
39	95	Fraser Collins		21	Merlyn Mk11A	23:36.129	9	2:17.322	3.165	83.26	2:33.159	5

Car 98 still requires a working transponder - Regulation Q.12.2.1 refers.  
A 30 second penalty will be applied if not working in second race.

Session Start: 09:39:17 - Finish: 10:00:36  
Weather/Track Conditions: Cloud / Drying  
Circuit: Silverstone Historic Grand Prix  
Track Length: 5.857 Km - 3.6394 miles

These results are provisional until the conclusion of any judicial and technical matters.

Clerk of the Course:	Timekeeper:	Issued at:
----------------------	-------------	------------



## Silverstone Classic - 28 - 30 Jul 2017

### Formula Ford 50 Presented by Historic Motorsport International

#### Race 2 - Classification

Sheet No:
-----------

40	55	Roger Arnold	OF	18	Merlyn Mk20	23:36.510	9	2:17.703	0.381	83.24	2:33.217	5
41	39	Michael Richings	OF	19	Alexis Mk15	21:22.067	8	-- 8 laps --	20.853	81.75	2:34.659	2
42	18	William Cowing	OF	20	Ginetta G18	21:27.816	8	5.749	5.749	81.39	2:36.864	8
43	156	Rachel Arnold		22	Merlyn Mk20	21:46.666	8	24.599	18.850	80.21	2:39.055	5
44	98	Adrian Richards		23	Merlyn Mk17	21:56.949	8	34.882	10.283	79.59	2:37.103	5
45	16	Tony Helliwell		24	Merlyn Mk20A	22:03.307	8	41.240	6.358	79.20	2:38.832	5
46	59	Les Beards		25	Nike Mk6	23:24.821	8	2:02.754	1:21.514	74.61	2:51.376	6
47	31	John Emery	N	2	Lola T200	23:50.603	8	2:28.536	25.782	73.26	2:52.280	7

----- NOT CLASSIFIED -----

DNF 40	Sam Mitchell				Merlyn Mk20A	9:33.164	4	-- 4 laps --		91.43	2:21.827	3
DNF 61	Dan Eagling				Lotus 61	9:47.147	4	13.983	13.983	89.25	2:24.327	3
DNF 46	Stuart Dix	OF			Cooper Chinook	10:23.621	4	50.457	36.474	84.03	2:29.789	3
DNF 9	Michael Mallock				Mallock Mk9	2:43.044	1	-- 1 laps --		80.36	2:43.044	1
DNF 10	James Hadfield				Titan Mk4							
DNF 47	Louis Hanjoul	OF			Elden Mk8/10							
DNF 2	Alison Langridge	N			Lotus 61							

----- FASTEST LAP SUMMARY -----

NO	DRIVER/S	CLASS	CAR MAKE / MODEL	FASTEST LAP	ON	MPH
73	Ed Thurston		Elden Mk8	2:20.297	6	93.39
36	Robert Smith	OF	Merlyn Mk20	2:23.612	4	91.23
50	John Roberts	N	Merlyn Mk11A	2:30.405	6	87.11

Car 98 still requires a working transponder - Regulation Q.12.2.1 refers.  
A 30 second penalty will be applied if not working in second race.

*Session Start: 09:39:17 - Finish: 10:00:36*  
*Weather/Track Conditions: Cloud / Drying*  
*Circuit: Silverstone Historic Grand Prix*  
*Track Length: 5.857 Km - 3.6394 miles*

These results are provisional until the conclusion of any judicial and technical matters.

Clerk of the Course:	Timekeeper:	Issued at:
----------------------	-------------	------------



# Silverstone Classic - 28 - 30 Jul 2017

## Formula Ford 50 Presented by Historic Motorsport International

### Race 2 - Sector Analysis

1 Callum Grant ( )								Merlyn Mk20A							
lap	Sect-1	Speed	Sect-2	Speed	Sect-3	Speed	Laptime Pit	lap	Sect-1	Speed	Sect-2	Speed	Sect-3	Speed	Laptime Pit
1		110.9	1:12.815	119.2	25.804	94.0	2:23.844	6	44.101	113.6	1:11.356	119.6	26.109	92.3	2:21.566
2	44.074	112.0	1:28.411	117.5	26.198	94.9	2:38.683	7	44.010	115.3	1:12.128	114.1	25.666	92.9	2:21.804
3	44.672	114.1	1:12.144	119.2	25.704	95.2	2:22.520	8	44.259	111.3	1:11.398	117.5	25.831	93.1	2:21.488
4	45.030	114.7	1:11.780	120.5	25.511	93.6	2:22.321	9	44.196	112.8	1:11.489	114.1	25.710	93.7	2:21.395
5	44.076	112.6	1:11.319	115.9	25.670	91.3	2:21.065	10							

2 Alison Langridge (N)								Lotus 61							
lap	Sect-1	Speed	Sect-2	Speed	Sect-3	Speed	Laptime Pit	lap	Sect-1	Speed	Sect-2	Speed	Sect-3	Speed	Laptime Pit
1								1							

3 Benn Simms ( )								Jomo JMR7							
lap	Sect-1	Speed	Sect-2	Speed	Sect-3	Speed	Laptime Pit	lap	Sect-1	Speed	Sect-2	Speed	Sect-3	Speed	Laptime Pit
1		113.7	1:13.813	118.6	26.165	93.5	2:29.038	6	44.599	110.0	1:11.698	119.0	25.765	92.6	2:22.062
2	44.198	115.1	1:17.504	114.3	25.840	93.3	2:27.542	7	44.610	108.9	1:13.122	115.7	26.025	91.6	2:23.757
3	44.931	112.0	1:13.458	113.6	26.105	92.9	2:24.494	8	44.718	109.5	1:12.655	115.5	26.442	91.2	2:23.815
4	44.302	110.4	1:12.482	112.6	25.922	92.6	2:22.706	9	44.682	109.1	1:13.369	115.7	26.153	90.8	2:24.204
5	44.677	110.4	1:12.264	112.4	26.341	90.7	2:23.282	10							

4 Max Bartell ( )								Merlyn Mk20A							
lap	Sect-1	Speed	Sect-2	Speed	Sect-3	Speed	Laptime Pit	lap	Sect-1	Speed	Sect-2	Speed	Sect-3	Speed	Laptime Pit
1		114.1	1:13.157	114.5	26.015	94.0	2:28.069	6	44.142	116.3	1:10.551	120.3	25.762	94.0	2:20.455
2	44.351	112.0	1:12.148	115.9	25.877	94.8	2:22.376	7	43.839	114.9	1:10.611	120.1	26.457	93.2	2:20.907
3	44.279	113.4	1:11.440	115.3	25.671	93.6	2:21.390	8	44.243	115.5	1:11.125		25.882	94.9	2:21.250
4	44.235	114.1	1:11.400	120.7	26.265	93.2	2:21.900	9	43.839	117.1	1:11.392	115.5	26.783	93.7	2:22.014
5	44.452	115.7	1:11.906		26.091	95.1	2:22.449	10							

5 Ian Pearson ( )								Lotus 61							
lap	Sect-1	Speed	Sect-2	Speed	Sect-3	Speed	Laptime Pit	lap	Sect-1	Speed	Sect-2	Speed	Sect-3	Speed	Laptime Pit
1		109.7	1:19.318		29.311	84.4	2:45.638	6	46.676	109.5	1:15.226	110.7	27.539	91.2	2:29.441
2	48.780	110.4	1:16.786		28.014	89.0	2:33.580	7	47.020	109.7	1:16.399	109.8	27.523	90.6	2:30.942
3	46.572	110.4	1:16.866		27.968	90.2	2:31.406	8	46.106	109.7	1:29.597		29.105	85.4	2:44.808
4	47.590	108.9	1:15.388	111.3	28.166	85.4	2:31.144	9	48.152	108.2	1:15.873		27.634	90.1	2:31.659
5	46.865	108.1	1:15.869	110.0	28.798	87.0	2:31.532	10							

6 Stuart Baird (OF)								Merlyn Mk11A							
lap	Sect-1	Speed	Sect-2	Speed	Sect-3	Speed	Laptime Pit	lap	Sect-1	Speed	Sect-2	Speed	Sect-3	Speed	Laptime Pit
1		113.9	1:15.618	113.6	27.241	90.6	2:32.809	6	45.008	114.9	1:13.724	114.5	28.194	85.9	2:26.926
2	45.262	111.5	1:14.966	116.1	27.061	93.7	2:27.289	7	45.288	113.2	1:13.986	116.5	26.251	91.9	2:25.525
3	45.164	115.9	1:13.498	117.7	27.180	90.7	2:25.842	8	45.061	114.1	1:12.815	115.7	26.520	94.4	2:24.396
4	45.378	114.5	1:14.359	114.7	27.612	91.2	2:27.349	9	44.523	117.3	1:13.307	116.7	26.693	92.7	2:24.523
5	46.275	111.8	1:12.660	119.6	27.265	89.5	2:26.200	10							

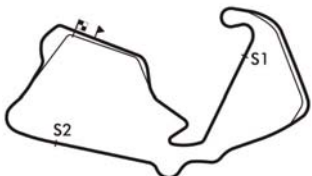
8 Andrew Mansell (OF)								Merlyn Mk11A							
lap	Sect-1	Speed	Sect-2	Speed	Sect-3	Speed	Laptime Pit	lap	Sect-1	Speed	Sect-2	Speed	Sect-3	Speed	Laptime Pit
1		109.8	1:16.523	113.9	28.396	89.0	2:37.514	6	45.391	113.9	1:18.144	115.9	28.281	91.8	2:31.816
2	46.226	112.2	1:15.523	114.1	27.088	94.1	2:28.837	7	45.466	100.6	1:16.352	116.3	27.239	92.2	2:29.057
3	45.847	112.2	1:13.600	117.7	27.299	90.0	2:26.746	8	45.699	112.2	1:14.390	115.9	27.724	94.5	2:27.813
4	45.372	114.1	1:13.530	119.4	27.173	89.5	2:26.075	9	46.256	112.0	1:13.919	115.3	27.705	92.3	2:27.880
5	45.213	112.6	1:14.488	117.1	27.239	90.7	2:26.940	10							

9 Michael Mallock ( )								Mallock Mk9							
lap	Sect-1	Speed	Sect-2	Speed	Sect-3	Speed	Laptime Pit	lap	Sect-1	Speed	Sect-2	Speed	Sect-3	Speed	Laptime Pit
1		116.9	1:18.535		37.274	66.6	2:43.044	2							

10 James Hadfield ( )								Titan Mk4							
lap	Sect-1	Speed	Sect-2	Speed	Sect-3	Speed	Laptime Pit	lap	Sect-1	Speed	Sect-2	Speed	Sect-3	Speed	Laptime Pit
1								1							



**Session Start: 09:39:17 - Finish: 10:00:36**  
**Weather/Track Conditions: Cloud / Drying**  
**Circuit: Silverstone Historic Grand Prix**  
**Track Length: 5.857 Km - 3.6394 miles**

# Silverstone Classic - 28 - 30 Jul 2017

## Formula Ford 50 Presented by Historic Motorsport International

### Race 2 - Sector Analysis

12 Nick Pancisi (OF)								Titan Mk5							
lap	Sect-1	Speed	Sect-2	Speed	Sect-3	Speed	Laptime Pit	lap	Sect-1	Speed	Sect-2	Speed	Sect-3	Speed	Laptime Pit
1		108.8	1:16.971	114.1	29.706	84.9	2:58.594	6	45.510	111.1	1:14.461	115.3	27.140	92.3	2:27.111
2	46.765	108.2	1:16.468	113.9	27.543	89.8	2:30.776	7	45.037	113.9	1:16.416	114.9	27.178	92.4	2:28.631
3	47.403	110.0	1:15.879	113.7	27.556	90.2	2:30.838	8	45.293	111.3	1:14.779	116.5	28.320	90.3	2:28.392
4	46.711	110.0	1:15.635	114.1	28.101	90.8	2:30.447	9	45.260	115.7	1:14.300	117.7	28.250	89.8	2:27.810
5	45.925	110.7	1:13.682	117.7	28.451	88.9	2:28.058	10							

15 Matthew Wrigley ( )								Merlyn Mk11A/20							
lap	Sect-1	Speed	Sect-2	Speed	Sect-3	Speed	Laptime Pit	lap	Sect-1	Speed	Sect-2	Speed	Sect-3	Speed	Laptime Pit
1		113.9	1:13.775	119.8	26.801	92.7	2:29.783	6	44.938	113.0	1:14.142	112.6	27.691	92.7	2:26.771
2	44.685	111.7	1:14.063	118.8	27.056	89.2	2:25.804	7	44.892	114.5	1:13.137	115.7	26.329	91.9	2:24.358
3	45.929	110.0	1:13.510	114.9	27.143	94.3	2:26.582	8	44.792	110.9	1:13.040	116.3	26.411	93.7	2:24.243
4	45.170	110.2	1:14.446	113.7	26.521	91.1	2:26.137	9	45.048	113.6	1:13.602	116.5	26.852	93.3	2:25.502
5	45.057	110.0	1:13.181	112.6	26.716	92.6	2:24.954	10							

16 Tony Helliwell ( )								Merlyn Mk20A							
lap	Sect-1	Speed	Sect-2	Speed	Sect-3	Speed	Laptime Pit	lap	Sect-1	Speed	Sect-2	Speed	Sect-3	Speed	Laptime Pit
1		102.8	1:24.004		31.988	81.7	3:09.631	5	50.005	108.4	1:18.732		30.095	86.8	2:38.832
2	51.324	100.0	1:21.078		31.304	81.0	2:43.706	6	50.222	104.0	1:19.441		30.087	85.8	2:39.750
3	50.128	109.5	1:20.004		30.713	85.4	2:40.845	7	52.252	102.3	1:23.599		32.253	82.8	2:48.104
4	49.467	108.9	1:19.955		29.980	86.5	2:39.402	8	50.030	108.1	1:21.842		31.165	86.7	2:43.037

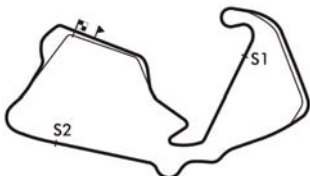
18 William Cowing (OF)								Ginetta G18							
lap	Sect-1	Speed	Sect-2	Speed	Sect-3	Speed	Laptime Pit	lap	Sect-1	Speed	Sect-2	Speed	Sect-3	Speed	Laptime Pit
1		109.3	1:22.377		31.307	83.9	2:55.562	5	48.960	106.2	1:19.303		30.409	86.9	2:38.672
2	49.806	107.5	1:20.317		31.136	78.3	2:41.259	6	48.755	108.1	1:18.971		29.649	88.1	2:37.375
3	49.357	109.1	1:19.582		30.631	84.2	2:39.570	7	50.191	106.4	1:18.637		30.096	88.2	2:38.924
4	49.193	108.6	1:19.130		31.267	84.2	2:39.590	8	48.280	107.9	1:19.120		29.464	86.1	2:36.864

19 Stephen King (OF)								Macon MR8							
lap	Sect-1	Speed	Sect-2	Speed	Sect-3	Speed	Laptime Pit	lap	Sect-1	Speed	Sect-2	Speed	Sect-3	Speed	Laptime Pit
1		108.6	1:17.782	114.9	28.154	90.3	2:39.789	6	46.496	112.4	1:14.523	112.2	26.889	93.1	2:27.908
2	45.874	108.6	1:15.416	116.9	27.273	93.2	2:28.563	7	46.756	111.7	1:15.573	113.7	26.893	92.3	2:29.222
3	45.852	113.6	1:26.420	110.9	27.672	86.1	2:39.944	8	46.398	109.7	1:13.856	112.6	26.727	93.1	2:26.981
4	46.190	111.5	1:15.523		27.086	91.3	2:28.799	9	47.333	107.4	1:15.883	110.4	27.343	91.1	2:30.559
5	46.766	109.7	1:14.821	113.0	28.706	93.5	2:30.293	10							

20 Kevin Stanzl (OF)								Crossle 20F							
lap	Sect-1	Speed	Sect-2	Speed	Sect-3	Speed	Laptime Pit	lap	Sect-1	Speed	Sect-2	Speed	Sect-3	Speed	Laptime Pit
1		113.4	1:16.465	117.7	28.118	91.6	2:36.077	6	45.792	110.9	1:14.031	113.7	27.310	90.6	2:27.133
2	45.354	112.4	1:14.824	116.7	27.433	91.9	2:27.611	7	46.208	110.6	1:14.452	112.8	27.356	90.0	2:28.016
3	45.682	113.6	1:13.675	114.5	27.198	92.7	2:26.555	8	45.999	110.0	1:14.255	113.9	27.156	90.3	2:27.410
4	45.857	112.0	1:14.843	116.5	27.049	91.6	2:27.749	9	46.025	109.8	1:14.044	113.0	27.300	89.5	2:27.369
5	45.484	111.5	1:13.748	112.6	27.208	90.4	2:26.440	10							

21 Ross Dryborough ( )								Merlyn Mk20AS							
lap	Sect-1	Speed	Sect-2	Speed	Sect-3	Speed	Laptime Pit	lap	Sect-1	Speed	Sect-2	Speed	Sect-3	Speed	Laptime Pit
1		110.9	1:14.983	118.1	26.569	92.3	2:31.991	6	45.235	112.2	1:14.478	119.2	27.152	94.3	2:26.865
2	44.743	113.7	1:12.133	120.7	27.248	93.9	2:24.124	7	44.848	116.3	1:19.203	117.3	26.316	92.4	2:30.367
3	45.600	107.5	1:13.309	121.6	26.774	93.2	2:25.683	8	44.755	114.3	1:11.457	116.9	26.216	93.1	2:22.428
4	45.938	105.0	1:14.107	119.2	27.133	94.3	2:27.178	9	44.879	113.7	1:13.187	114.5	26.736	84.5	2:24.802
5	45.207	114.3	1:12.339	120.9	26.123	92.6	2:23.669	10							

25 Philip Walker (OF)								Crossle 16F							
lap	Sect-1	Speed	Sect-2	Speed	Sect-3	Speed	Laptime Pit	lap	Sect-1	Speed	Sect-2	Speed	Sect-3	Speed	Laptime Pit
1		106.7	1:21.527		29.594	85.7	2:47.966	6	46.276	111.5	1:14.880		27.840	90.8	2:28.996
2	47.612	109.7	1:16.843		29.043	88.4	2:33.498	7	46.163	110.7	1:17.117		27.915	89.1	2:31.195
3	46.709	108.6	1:16.614		29.462	90.4	2:32.785	8	46.118	110.9	1:15.429		28.098	83.5	2:29.645
4	46.916	109.8	1:14.962		28.984	91.9	2:30.862	9	47.235	107.5	1:15.295		28.201	88.3	2:30.731
5	46.610	110.7	1:15.278		28.208	90.6	2:30.096	10							



**Session Start: 09:39:17 - Finish: 10:00:36**  
**Weather/Track Conditions: Cloud / Drying**  
**Circuit: Silverstone Historic Grand Prix**  
**Track Length: 5.857 Km - 3.6394 miles**

# Silverstone Classic - 28 - 30 Jul 2017

## Formula Ford 50 Presented by Historic Motorsport International

### Race 2 - Sector Analysis

26 John Slack (OF)								Lola T200							
lap	Sect-1	Speed	Sect-2	Speed	Sect-3	Speed	Laptime Pit	lap	Sect-1	Speed	Sect-2	Speed	Sect-3	Speed	Laptime Pit
1		111.1	1:18.376	114.9	29.193	82.4	2:42.453	6	45.886	113.0	1:14.810	115.1	28.079	89.8	2:28.775
2	46.728	109.7	1:15.435	113.0	28.589	87.7	2:30.752	7	46.923	112.4	1:15.417	115.9	27.533	90.0	2:29.873
3	47.083	108.8	1:16.037	111.3	29.003	84.5	2:32.123	8	47.593	108.6	1:15.985	112.0	28.950	81.2	2:32.528
4	46.804	109.3	1:17.801	112.4	29.029	86.7	2:33.634	9	47.650	108.9	1:14.961	112.8	28.260	89.5	2:30.871
5	46.259	112.6	1:14.845	113.7	28.144	91.1	2:29.248	10							

28 Michael Wales (OF)								Merlyn Mk20A							
lap	Sect-1	Speed	Sect-2	Speed	Sect-3	Speed	Laptime Pit	lap	Sect-1	Speed	Sect-2	Speed	Sect-3	Speed	Laptime Pit
1		108.6	1:20.889	115.1	30.524	81.7	2:51.121	6	47.046	108.8	1:17.865	111.1	29.321	84.4	2:34.232
2	49.210	107.7	1:17.997	112.2	30.522	74.3	2:37.729	7	47.696	108.1	1:16.095	110.7	29.791	83.7	2:33.582
3	49.818	110.4	1:17.021	112.4	29.308	79.8	2:36.147	8	48.536	106.9	1:17.058	111.3	29.893	74.2	2:35.487
4	49.328	109.1	1:16.747	111.7	29.934	85.9	2:36.009	9	48.452	108.9	1:16.946	110.9	29.565	84.0	2:34.963
5	47.725	108.2	1:16.768	111.5	29.201	87.8	2:33.694	10							

31 John Emery (N)								Lola T200							
lap	Sect-1	Speed	Sect-2	Speed	Sect-3	Speed	Laptime Pit	lap	Sect-1	Speed	Sect-2	Speed	Sect-3	Speed	Laptime Pit
1		88.7	1:30.053	100.0	36.149	68.3	3:19.752	5	54.859	97.5	1:29.587	103.6	34.628	75.7	2:59.074
2	54.701	93.2	1:27.937	101.7	34.534	69.1	2:57.172	6	53.471	98.0	1:27.254	101.7	35.365	76.2	2:56.090
3	54.051	98.5	1:27.279	104.5	34.436	72.9	2:55.766	7	53.684	97.3	1:24.500	103.4	34.096	74.1	2:52.280
4	53.038	93.9	1:27.308	102.1	35.105	75.8	2:55.451	8	53.908	92.9	1:26.191	102.9	34.919	72.9	2:55.018

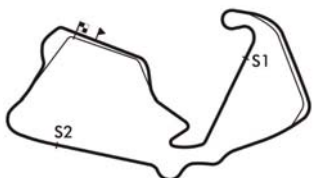
33 Julian Pierce ( )								Lola T200							
lap	Sect-1	Speed	Sect-2	Speed	Sect-3	Speed	Laptime Pit	lap	Sect-1	Speed	Sect-2	Speed	Sect-3	Speed	Laptime Pit
1		109.3	1:20.434	115.5	28.383	91.4	2:46.575	6	46.003	112.0	1:14.687	116.9	27.757	92.7	2:28.447
2	46.872	113.7	1:15.727	115.5	28.222	91.9	2:30.821	7	46.552	109.8	1:14.941	115.7	27.656	90.9	2:29.149
3	47.830	107.5	1:16.667	113.6	28.563	84.4	2:33.060	8	46.159	111.1	1:15.224	113.6	28.966	71.9	2:30.349
4	46.473	109.3	1:15.055	115.1	28.076	90.0	2:29.604	9	48.430	107.0	1:15.850	112.0	28.299	90.8	2:32.579
5	45.718	111.5	1:14.893	117.3	27.976	92.3	2:28.587	10							

36 Robert Smith (OF)								Merlyn Mk20							
lap	Sect-1	Speed	Sect-2	Speed	Sect-3	Speed	Laptime Pit	lap	Sect-1	Speed	Sect-2	Speed	Sect-3	Speed	Laptime Pit
1		105.4	1:17.267	114.3	27.522	91.1	2:35.587	6	44.736	116.3	1:13.242	119.2	26.504	94.3	2:24.482
2	44.933	110.9	1:14.253	122.5	27.336	93.7	2:26.522	7	45.339	114.1	1:12.342	112.4	26.377	90.8	2:24.058
3	45.023	110.6	1:13.137	120.9	26.306	94.0	2:24.466	8	45.022	111.3	1:12.397	114.9	26.615	93.5	2:24.034
4	44.784	113.9	1:12.412	121.6	26.416	93.9	2:23.612	9	44.736	112.2	1:13.414	113.7	26.644	91.8	2:24.794
5	44.549	114.1	1:12.694	120.1	26.917	94.5	2:24.160	10							

37 William Nuthall ( )								Jamun T2							
lap	Sect-1	Speed	Sect-2	Speed	Sect-3	Speed	Laptime Pit	lap	Sect-1	Speed	Sect-2	Speed	Sect-3	Speed	Laptime Pit
1		110.7	1:15.651		26.953	93.6	2:29.507	6	44.364	110.4	1:11.365		25.908	93.7	2:21.637
2	44.167	115.3	1:14.608		26.396	92.8	2:25.171	7	44.459	109.8	1:11.841		25.956	94.1	2:22.256
3	44.378	111.7	1:12.387		26.194	94.3	2:22.959	8	44.303	110.0	1:12.353		26.082	93.2	2:22.738
4	44.378	111.7	1:11.986		25.926	93.3	2:22.290	9	44.814	109.5	1:11.963		26.082	92.1	2:22.859
5	44.679	110.6	1:11.803		26.061	92.9	2:22.543	10							

39 Michael Richings (OF)								Alexis Mk15							
lap	Sect-1	Speed	Sect-2	Speed	Sect-3	Speed	Laptime Pit	lap	Sect-1	Speed	Sect-2	Speed	Sect-3	Speed	Laptime Pit
1		107.0	1:22.166	112.4	29.366	87.2	2:49.436	5	48.608	105.4	1:18.592	107.9	29.243	87.0	2:36.443
2	47.901	107.0	1:17.099	113.4	29.659	86.4	2:34.659	6	49.239	105.7	1:18.470	107.5	29.268	84.8	2:36.977
3	47.608	110.6	1:18.033	109.3	29.233	85.2	2:34.874	7	49.139	105.4	1:19.262	107.5	30.392	85.3	2:38.793
4	49.202	106.2	1:18.463	108.9	29.106	86.4	2:36.771	8	58.760	96.6	1:23.892	96.3	31.462	69.9	2:54.114

40 Sam Mitchell ( )								Merlyn Mk20A							
lap	Sect-1	Speed	Sect-2	Speed	Sect-3	Speed	Laptime Pit	lap	Sect-1	Speed	Sect-2	Speed	Sect-3	Speed	Laptime Pit
1		114.9	1:12.211	119.2	25.666	94.3	2:24.547	3	44.296	117.5	1:11.740	120.3	25.791	93.5	2:21.827
2	43.837	117.1	1:12.951	114.5	26.308	94.0	2:23.096	4	45.248	108.6	1:12.489	113.6	25.957	92.3	2:23.694



**Session Start: 09:39:17 - Finish: 10:00:36**  
**Weather/Track Conditions: Cloud / Drying**  
**Circuit: Silverstone Historic Grand Prix**  
**Track Length: 5.857 Km - 3.6394 miles**

# Silverstone Classic - 28 - 30 Jul 2017

## Formula Ford 50 Presented by Historic Motorsport International

### Race 2 - Sector Analysis

42 Cormac Flanagan ( )								Alexis Mk14							
lap	Sect-1	Speed	Sect-2	Speed	Sect-3	Speed	Laptime Pit	lap	Sect-1	Speed	Sect-2	Speed	Sect-3	Speed	Laptime Pit
1		112.0	1:13.393	117.5	27.295	94.8	2:30.101	6	44.963	112.6	1:12.954	115.1	26.428	94.1	2:24.345
2	44.453	116.7	1:13.694	117.1	27.266	89.5	2:25.413	7	44.079	113.7	1:13.069	115.3	26.550	91.9	2:23.698
3	44.729	113.2	1:11.680	116.9	26.668	94.1	2:23.077	8	44.716	114.9	1:12.147	115.9	26.870	89.6	2:23.733
4	44.166	115.3	1:11.581	119.6	26.454	92.2	2:22.201	9	44.666	114.3	1:12.785	112.8	26.793	90.7	2:24.244
5	44.620	114.3	1:11.882	117.3	28.023	92.4	2:24.525	10							

44 Sam Binfield ( )								Titan Mk6							
lap	Sect-1	Speed	Sect-2	Speed	Sect-3	Speed	Laptime Pit	lap	Sect-1	Speed	Sect-2	Speed	Sect-3	Speed	Laptime Pit
1		112.0	1:15.898	120.3	26.582	92.6	2:32.987	6	45.665	114.9	1:13.623	117.1	28.077	75.5	2:27.365
2	45.175	115.5	1:13.766	119.2	26.475	93.3	2:25.416	7	46.297	112.6	1:14.482	114.7	26.602	92.4	2:27.381
3	44.965	114.9	1:12.637	120.3	26.584	92.6	2:24.186	8	45.197	109.8	1:13.110	117.5	26.003	93.2	2:24.310
4	46.024	114.1	1:14.099	118.1	26.480	92.2	2:26.603	9	45.495	111.1	1:13.449	117.1	26.428	92.6	2:25.372
5	45.000	113.4	1:12.927	118.4	26.885	93.1	2:24.812	10							

46 Stuart Dix (OF)								Cooper Chinook							
lap	Sect-1	Speed	Sect-2	Speed	Sect-3	Speed	Laptime Pit	lap	Sect-1	Speed	Sect-2	Speed	Sect-3	Speed	Laptime Pit
1		108.4	1:31.152	116.9	27.968	92.4	2:52.353	3	46.180	111.8	1:15.247	117.1	28.362	88.5	2:29.789
2	46.831	109.8	1:15.363	117.1	29.134	88.9	2:31.328	4	46.603	110.9	1:15.067	113.9	28.481	90.7	2:30.151

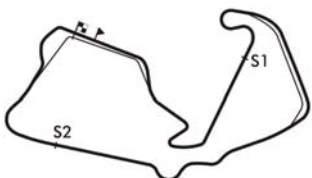
47 Louis Hanjoul (OF)								Elden Mk8/10							
lap	Sect-1	Speed	Sect-2	Speed	Sect-3	Speed	Laptime Pit	lap	Sect-1	Speed	Sect-2	Speed	Sect-3	Speed	Laptime Pit
1								1							

48 Benn Tilley ( )								Merlyn Mk20A							
lap	Sect-1	Speed	Sect-2	Speed	Sect-3	Speed	Laptime Pit	lap	Sect-1	Speed	Sect-2	Speed	Sect-3	Speed	Laptime Pit
1		110.7	1:12.400		25.739	94.5	2:25.100	6	44.777	110.9	1:11.188		25.844	94.5	2:21.809
2	44.320	114.1	1:12.012		25.980	93.7	2:22.312	7	43.978	114.9	1:10.753	116.9	26.805	91.2	2:21.536
3	44.489	111.1	1:11.741		26.231	94.8	2:22.461	8	44.180	113.6	1:10.950		26.211	93.5	2:21.341
4	44.827	113.0	1:10.896		25.977	94.5	2:21.700	9	44.257	117.1	1:11.169		26.910	93.6	2:22.336
5	43.996	115.1	1:12.442	115.1	25.944	93.7	2:22.382	10							

49 Harvey Sykes ( )								Crossle 20F							
lap	Sect-1	Speed	Sect-2	Speed	Sect-3	Speed	Laptime Pit	lap	Sect-1	Speed	Sect-2	Speed	Sect-3	Speed	Laptime Pit
1		114.7	1:16.660	120.9	28.395	90.6	2:36.782	6	44.506	115.3	1:13.280	118.4	28.142	90.3	2:25.928
2	45.782	110.0	1:15.125	118.4	26.776	93.6	2:27.683	7	45.027	112.8	1:13.960	116.5	26.592	94.7	2:25.579
3	45.430	113.9	1:14.150	119.8	27.316	91.4	2:26.896	8	44.960	113.7	1:12.491	120.5	26.329	94.4	2:23.780
4	44.814	115.1	1:13.894	117.1	26.636	93.3	2:25.344	9	44.631	116.1	1:12.330	119.8	26.814	94.1	2:23.775
5	44.977	113.9	1:12.861	117.3	26.298	95.2	2:24.136	10							

50 John Roberts (N)								Merlyn Mk11A							
lap	Sect-1	Speed	Sect-2	Speed	Sect-3	Speed	Laptime Pit	lap	Sect-1	Speed	Sect-2	Speed	Sect-3	Speed	Laptime Pit
1		106.4	1:22.307	114.5	30.032	84.5	2:50.463	6	46.690	108.6	1:15.571	113.2	28.144	88.4	2:30.405
2	47.954	106.7	1:16.042	114.7	29.087	87.2	2:33.083	7	46.621	108.4	1:14.943	113.0	28.974	89.7	2:30.538
3	47.557	110.6	1:15.832	113.7	28.766	87.7	2:32.155	8	46.750	109.5	1:16.357	113.4	29.316	84.1	2:32.423
4	46.768	110.0	1:15.266	115.1	29.044	85.4	2:31.078	9	47.361	109.5	1:16.308	111.7	29.087	84.8	2:32.756
5	46.631	109.8	1:15.898	115.1	28.252	87.0	2:30.781	10							

54 Alex Meek (OF)								Merlyn Mk20A							
lap	Sect-1	Speed	Sect-2	Speed	Sect-3	Speed	Laptime Pit	lap	Sect-1	Speed	Sect-2	Speed	Sect-3	Speed	Laptime Pit
1		107.9	1:16.426	115.5	27.016	92.6	2:33.605	6	46.017	110.9	1:16.603	113.6	26.720	88.1	2:29.340
2	45.599	111.3	1:15.235	117.3	26.786	91.2	2:27.620	7	46.151	108.2	1:14.450	113.0	26.459	90.0	2:27.060
3	45.460	110.9	1:17.320	115.5	27.502	90.0	2:30.282	8	45.450	108.4	1:14.208	114.1	26.718	89.6	2:26.376
4	45.531	112.2	1:13.998	119.0	27.119	92.6	2:26.648	9	45.588	110.4	1:14.651	117.9	26.784	85.3	2:27.023
5	46.214	111.3	1:14.598	119.4	26.567	86.7	2:27.379	10							



**Session Start: 09:39:17 - Finish: 10:00:36**  
**Weather/Track Conditions: Cloud / Drying**  
**Circuit: Silverstone Historic Grand Prix**  
**Track Length: 5.857 Km - 3.6394 miles**

# Silverstone Classic - 28 - 30 Jul 2017

## Formula Ford 50 Presented by Historic Motorsport International

### Race 2 - Sector Analysis

55 Roger Arnold (OF)								Merlyn Mk20							
lap	Sect-1	Speed	Sect-2	Speed	Sect-3	Speed	Laptime Pit	lap	Sect-1	Speed	Sect-2	Speed	Sect-3	Speed	Laptime Pit
1		113.0	1:28.896		30.179	84.8	2:58.866	6	47.523	111.1	1:16.368		29.398	85.8	2:33.289
2	48.562	108.2	1:18.188		29.493	84.7	2:36.243	7	48.772	109.3	1:18.761		29.194	89.0	2:36.727
3	48.069	111.5	1:16.015		29.191	87.6	2:33.275	8	48.893	108.1	1:16.972		28.652	90.2	2:34.517
4	48.283	101.7	1:17.506		29.291	89.4	2:35.080	9	48.558	107.2	1:16.826		29.912	80.9	2:35.296
5	47.265	109.7	1:16.803		29.149	90.8	2:33.217	10							

56 Roland Svensson (OF)								Merlyn Mk17							
lap	Sect-1	Speed	Sect-2	Speed	Sect-3	Speed	Laptime Pit	lap	Sect-1	Speed	Sect-2	Speed	Sect-3	Speed	Laptime Pit
1		108.9	1:15.549	119.8	27.777	94.5	2:35.031	6	45.989	113.7	1:14.012	117.9	28.624	93.1	2:28.625
2	45.213	111.3	1:14.433	113.7	27.616	94.9	2:27.262	7	45.989	113.9	1:13.625	117.9	27.185	94.4	2:26.799
3	45.094	112.0	1:13.524	121.4	26.828	94.0	2:25.446	8	44.744	114.9	1:14.040	120.3	27.116	95.6	2:25.900
4	45.047	116.1	1:27.748	116.9	26.913	94.1	2:39.708	9	46.167	111.3	1:16.236	118.1	27.375	87.5	2:29.778
5	45.071	114.1	1:13.975	117.5	27.298	89.2	2:26.344	10							

58 Michael Grant Peterkin ( )								Brabham BT21							
lap	Sect-1	Speed	Sect-2	Speed	Sect-3	Speed	Laptime Pit	lap	Sect-1	Speed	Sect-2	Speed	Sect-3	Speed	Laptime Pit
1		115.1	1:14.217	118.1	26.511	94.4	2:30.353	6	45.117	114.3	1:14.172	114.3	27.000	91.3	2:26.289
2	44.286	117.7	1:14.153	121.4	26.956	90.1	2:25.395	7	44.967	118.4	1:13.811	114.5	26.559	92.6	2:25.337
3	45.716	111.8	1:13.442	114.5	27.046	93.7	2:26.204	8	44.790	114.7	1:12.033	116.7	26.912	94.3	2:23.735
4	45.668	112.6	1:14.066	116.3	26.430	90.1	2:26.164	9	44.705	112.6	1:12.919	115.1	26.322	92.7	2:23.946
5	45.227	111.7	1:13.214	117.5	26.435	91.3	2:24.876	10							

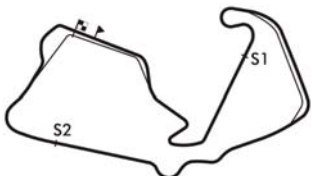
59 Les Beards ( )								Nike Mk6							
lap	Sect-1	Speed	Sect-2	Speed	Sect-3	Speed	Laptime Pit	lap	Sect-1	Speed	Sect-2	Speed	Sect-3	Speed	Laptime Pit
1		93.5	1:26.443	101.5	34.694	75.7	3:12.380	5	55.628	95.3	1:26.057		33.685	73.4	2:55.370
2	53.712	101.2	1:25.521	105.4	34.175	77.2	2:53.408	6	54.860	97.5	1:23.790	108.1	32.726	77.5	2:51.376
3	54.007	98.3	1:25.058	102.6	34.256	77.9	2:53.321	7	56.028	99.3	1:25.529	107.9	32.465	76.7	2:54.022
4	53.407	94.3	1:26.274		33.801	76.3	2:53.482	8	53.237	102.3	1:24.772		33.453	77.3	2:51.462

61 Dan Eagling ( )								Lotus 61							
lap	Sect-1	Speed	Sect-2	Speed	Sect-3	Speed	Laptime Pit	lap	Sect-1	Speed	Sect-2	Speed	Sect-3	Speed	Laptime Pit
1		114.7	1:14.017		26.310	93.3	2:28.691	3	44.326	114.9	1:13.087		26.914	93.2	2:24.327
2	44.445	112.6	1:18.507		26.442	93.7	2:29.394	4	45.210	113.4	1:12.996		26.529	92.7	2:24.735

63 Matthew Sturmer (OF)								Macon MR8							
lap	Sect-1	Speed	Sect-2	Speed	Sect-3	Speed	Laptime Pit	lap	Sect-1	Speed	Sect-2	Speed	Sect-3	Speed	Laptime Pit
1		110.6	1:17.502	115.1	27.537	91.1	2:38.220	6	46.339	109.7	1:14.135	112.2	27.065	90.6	2:27.539
2	46.334	110.2	1:15.770	116.1	27.211	89.8	2:29.315	7	47.929	110.2	1:15.996	115.3	26.941	90.9	2:30.866
3	46.061	110.6	1:17.716	109.5	37.379	71.7	2:41.156	8	46.602	109.7	1:21.729	110.6	27.807	90.4	2:36.138
4	47.195	108.8	1:14.443	115.5	28.191	86.8	2:29.829	9	46.249	111.7	1:15.239	114.7	27.789	90.6	2:29.277
5	46.043	108.8	1:14.694	115.7	27.768	91.7	2:28.505	10							

66 Andrew Wiggins (OF)								Titan Mk6							
lap	Sect-1	Speed	Sect-2	Speed	Sect-3	Speed	Laptime Pit	lap	Sect-1	Speed	Sect-2	Speed	Sect-3	Speed	Laptime Pit
1		112.2	1:16.477		28.566	88.3	2:39.291	6	45.472	111.8	1:15.300		27.296	91.9	2:28.068
2	45.797	110.4	1:14.747		27.162	91.9	2:27.706	7	45.706	110.9	1:13.876		27.305	90.1	2:26.887
3	45.741	114.1	1:14.281		27.560	90.0	2:27.582	8	45.730	111.3	1:13.135		27.162	91.3	2:26.027
4	45.782	112.0	1:13.805		27.352	91.7	2:26.939	9	45.176	110.9	1:14.192		27.481	86.9	2:26.849
5	45.622	111.5	1:13.509		27.430	91.3	2:26.561	10							

69 Tiff Needell ( )								Lotus 69F							
lap	Sect-1	Speed	Sect-2	Speed	Sect-3	Speed	Laptime Pit	lap	Sect-1	Speed	Sect-2	Speed	Sect-3	Speed	Laptime Pit
1		110.9	1:16.577		28.181	90.6	2:36.988	6	45.390	110.6	1:12.434		26.638	91.9	2:24.462
2	45.036	112.8	1:14.279		26.848	92.7	2:26.163	7	45.011	110.6	1:12.392		25.905	92.7	2:23.308
3	44.871	114.9	1:13.194		26.772	93.7	2:24.837	8	44.849	112.8	1:12.172		26.456	94.1	2:23.477
4	44.815	113.6	1:12.908		27.325	92.4	2:25.048	9	44.941	113.0	1:13.096		26.871	93.7	2:24.908
5	45.034	110.6	1:13.042		26.457	92.4	2:24.533	10							



**Session Start: 09:39:17 - Finish: 10:00:36**  
**Weather/Track Conditions: Cloud / Drying**  
**Circuit: Silverstone Historic Grand Prix**  
**Track Length: 5.857 Km - 3.6394 miles**

# Silverstone Classic - 28 - 30 Jul 2017

## Formula Ford 50 Presented by Historic Motorsport International

### Race 2 - Sector Analysis

72 Alistair Littlewood ( )								Merlyn Mk20A							
lap	Sect-1	Speed	Sect-2	Speed	Sect-3	Speed	Laptime Pit	lap	Sect-1	Speed	Sect-2	Speed	Sect-3	Speed	Laptime Pit
1		114.3	1:15.748	117.5	26.898	91.9	2:32.903	6	44.795	113.9	1:13.513	115.1	26.369	92.8	2:24.677
2	45.500	116.7	1:14.613	118.4	26.619	92.2	2:26.732	7	45.531	109.8	1:12.814	116.7	26.287	91.8	2:24.632
3	45.226	113.7	1:13.264	116.1	26.460	92.4	2:24.950	8	45.206	112.6	1:13.065	114.9	26.564	92.8	2:24.835
4	45.993	115.7	1:12.882	118.8	26.133	94.4	2:25.008	9	45.001	112.0	1:13.831	114.5	26.647	93.2	2:25.479
5	44.789	115.5	1:12.955	118.6	26.585	92.8	2:24.329	10							

73 Ed Thurston ( )								Elden Mk8							
lap	Sect-1	Speed	Sect-2	Speed	Sect-3	Speed	Laptime Pit	lap	Sect-1	Speed	Sect-2	Speed	Sect-3	Speed	Laptime Pit
1		117.3	1:12.315	120.5	25.851	94.8	2:24.211	6	43.976	114.7	1:10.504	120.9	25.817	95.1	2:20.297
2	43.902	116.9	1:17.407	117.1	25.867	95.3	2:27.176	7	43.522	114.5	1:11.013	120.7	26.630	89.1	2:21.165
3	43.807	116.3	1:11.434	119.2	25.706	95.1	2:20.947	8	44.093	112.8	1:11.024	122.9	25.849	94.5	2:20.966
4	43.807	118.4	1:11.326	120.1	26.192	91.9	2:21.325	9	44.023	114.1	1:11.706	120.7	26.481	92.3	2:22.210
5	44.542	112.4	1:11.899	117.1	25.882	95.3	2:22.323	10							

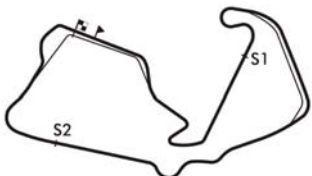
75 Daniel Pickett ( )								Merlyn Mk20							
lap	Sect-1	Speed	Sect-2	Speed	Sect-3	Speed	Laptime Pit	lap	Sect-1	Speed	Sect-2	Speed	Sect-3	Speed	Laptime Pit
1		113.2	1:15.957	116.1	27.449	91.9	2:37.854	6	45.664	112.2	1:15.087	112.8	27.529	91.4	2:28.280
2	45.967	109.7	1:15.006	115.7	27.317	90.4	2:28.290	7	45.750	93.9	1:16.856	113.2	27.742	92.2	2:30.348
3	46.221	112.8	1:14.816	113.7	27.736	90.1	2:28.773	8	45.824	111.7	1:13.841	119.8	27.244	92.2	2:26.909
4	45.932	113.0	1:14.191	118.4	27.221	93.1	2:27.344	9	46.664	113.2	1:13.940	120.3	27.294	90.6	2:27.898
5	45.713	113.9	1:13.809	117.3	27.190	92.8	2:26.712	10							

77 Chris Sharples (OF)								Palliser WDF1							
lap	Sect-1	Speed	Sect-2	Speed	Sect-3	Speed	Laptime Pit	lap	Sect-1	Speed	Sect-2	Speed	Sect-3	Speed	Laptime Pit
1		109.7	1:19.740	116.7	27.819	92.1	2:46.150	6	46.585	109.3	1:14.065	112.2	27.103	92.6	2:27.753
2	47.180	110.9	1:15.866	117.1	27.773	87.5	2:30.819	7	47.634	108.6	1:16.227	116.1	26.838	92.1	2:30.699
3	46.584	109.7	1:15.012	112.6	28.324	84.9	2:29.920	8	46.634	111.5	1:13.712	115.3	37.215	31.8	2:37.561
4	46.720	110.7	1:15.459	112.6	27.610	89.1	2:29.789	9	53.467	109.3	1:14.677	113.0	27.045	92.6	2:35.189
5	47.452	112.8	1:14.820	116.5	27.514	92.1	2:29.786	10							

78 Geoff Underwood ( )								Merlyn Mk20							
lap	Sect-1	Speed	Sect-2	Speed	Sect-3	Speed	Laptime Pit	lap	Sect-1	Speed	Sect-2	Speed	Sect-3	Speed	Laptime Pit
1		108.2	1:21.176	116.3	28.825	85.3	2:48.971	6	46.038	113.0	1:14.324	115.5	27.913	92.1	2:28.275
2	48.216	109.8	1:16.427	115.9	28.629	88.7	2:33.272	7	46.679	110.7	1:14.676	114.9	28.024	91.2	2:29.379
3	46.953	111.8	1:15.536	115.9	28.576	88.3	2:31.065	8	46.210	112.8	1:15.560	114.1	27.596	89.5	2:29.366
4	46.843	111.8	1:14.996	117.1	28.935	91.2	2:30.774	9	46.515	112.0	1:14.545	117.1	28.226	91.7	2:29.286
5	47.002	112.0	1:14.755	115.9	28.276	89.0	2:30.033	10							

81 James Lovett ( )								Lola T200							
lap	Sect-1	Speed	Sect-2	Speed	Sect-3	Speed	Laptime Pit	lap	Sect-1	Speed	Sect-2	Speed	Sect-3	Speed	Laptime Pit
1		101.8	1:18.832	114.3	29.207	83.2	2:44.040	6	46.123	109.7	1:14.677	112.0	27.696	89.4	2:28.496
2	47.419	107.0	1:16.643	112.6	28.762	85.8	2:32.824	7	46.117	109.3	1:14.718	113.6	28.121	89.6	2:28.956
3	48.563	107.5	1:18.070	114.3	28.346	88.8	2:34.979	8	45.919	109.8	1:18.331	113.6	27.875	90.2	2:32.125
4	46.797	110.6	1:15.922	114.5	28.838	88.5	2:31.557	9	46.114	114.7	1:14.942	116.3	27.980	91.9	2:29.036
5	46.642	109.3	1:14.481	114.7	28.303	89.2	2:29.426	10							

94 Michael O'Brien ( )								Merlyn Mk20A							
lap	Sect-1	Speed	Sect-2	Speed	Sect-3	Speed	Laptime Pit	lap	Sect-1	Speed	Sect-2	Speed	Sect-3	Speed	Laptime Pit
1		112.6	1:12.031	113.4	25.661	94.0	2:23.536	6	44.192	113.7	1:10.670	119.8	25.509	93.9	2:20.371
2	44.401	111.1	1:14.966	115.9	25.564	93.1	2:24.931	7	44.034	111.7	1:11.063	113.9	26.452	93.1	2:21.549
3	44.027	115.5	1:11.270	118.4	25.991	91.3	2:21.288	8	44.114	110.9	1:11.173	114.5	25.603	94.1	2:20.890
4	44.443	112.2	1:11.277	115.1	25.821	93.5	2:21.541	9	43.890	111.8	1:11.040	114.5	25.979	91.1	2:20.909
5	43.953	112.0	1:14.017	99.9	25.822	94.4	2:23.792	10							



**Session Start: 09:39:17 - Finish: 10:00:36**  
**Weather/Track Conditions: Cloud / Drying**  
**Circuit: Silverstone Historic Grand Prix**  
**Track Length: 5.857 Km - 3.6394 miles**

# Silverstone Classic - 28 - 30 Jul 2017

## Formula Ford 50 Presented by Historic Motorsport International

### Race 2 - Sector Analysis

95 Fraser Collins ( )								Merlyn Mk11A							
lap	Sect-1	Speed	Sect-2	Speed	Sect-3	Speed	Laptime Pit	lap	Sect-1	Speed	Sect-2	Speed	Sect-3	Speed	Laptime Pit
1		102.0	1:24.137	108.9	29.056	86.6	2:51.999	6	49.419	104.7	1:17.380	108.6	28.554	88.5	2:35.353
2	49.443	105.5	1:17.982	109.7	29.393	83.0	2:36.818	7	51.639	100.9	1:16.589	108.1	28.513	90.1	2:36.741
3	49.373	104.7	1:18.447	109.7	28.611	87.7	2:36.431	8	48.683	107.2	1:17.407	109.1	28.201	90.1	2:34.291
4	50.819	103.7	1:16.988	107.5	28.874	87.8	2:36.681	9	47.810	103.7	1:18.537	107.5	28.309	86.5	2:34.656
5	47.726	104.7	1:16.508	110.6	28.925	88.3	2:33.159	10							

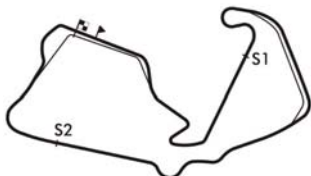
97 Robert Tusting (OF)								Lola T200							
lap	Sect-1	Speed	Sect-2	Speed	Sect-3	Speed	Laptime Pit	lap	Sect-1	Speed	Sect-2	Speed	Sect-3	Speed	Laptime Pit
1		114.7	1:15.929	119.0	27.400	92.6	2:34.326	6	45.117	111.5	1:14.148	119.0	27.632	92.7	2:26.897
2	45.521	113.2	1:14.587	114.1	27.243	93.2	2:27.351	7	45.228	110.0	1:14.026	114.3	26.283	93.3	2:25.537
3	45.154	114.7	1:13.558	115.7	26.720	94.3	2:25.432	8	45.180	110.2	1:12.581	114.5	26.387	93.5	2:24.148
4	45.043	114.5	1:13.529	116.9	27.085	93.1	2:25.657	9	44.597	111.3	1:12.730	115.5	26.555	93.5	2:23.882
5	45.939	113.4	1:13.493	114.1	26.818	93.2	2:26.250	10							

98 Adrian Richards ( )								Merlyn Mk17							
lap	Sect-1	Speed	Sect-2	Speed	Sect-3	Speed	Laptime Pit	lap	Sect-1	Speed	Sect-2	Speed	Sect-3	Speed	Laptime Pit
1							3:13.307	5							2:37.103
2							2:46.189	6							2:38.410
3							2:41.438	7							2:40.971
4							2:40.633	8							2:38.898

156 Rachel Arnold ( )								Merlyn Mk20							
lap	Sect-1	Speed	Sect-2	Speed	Sect-3	Speed	Laptime Pit	lap	Sect-1	Speed	Sect-2	Speed	Sect-3	Speed	Laptime Pit
1		100.8	1:23.502	108.2	31.695	81.8	3:00.319	5	49.502	105.5	1:18.958	110.2	30.595	86.8	2:39.055
2	50.646	106.7	1:20.909	109.1	31.384	83.3	2:42.939	6	49.090	105.2	1:20.010	108.6	30.915	85.9	2:40.015
3	50.228	107.2	1:20.595	108.9	31.085	85.8	2:41.908	7	49.880	106.0	1:21.137	110.4	30.162	87.0	2:41.179
4	49.696	107.0	1:20.689	108.9	30.974	85.7	2:41.359	8	49.221	106.5	1:20.414	110.4	30.257	88.2	2:39.892

166 Gregory Thornton (OF)								Titan Mk4							
lap	Sect-1	Speed	Sect-2	Speed	Sect-3	Speed	Laptime Pit	lap	Sect-1	Speed	Sect-2	Speed	Sect-3	Speed	Laptime Pit
1		109.7	1:17.519	115.3	27.815	88.3	2:40.078	6	46.341	105.4	1:14.423	114.5	26.370	92.7	2:27.134
2	46.052	104.7	1:14.979	115.1	26.799	91.2	2:27.830	7	46.164	106.9	1:14.179	113.7	26.463	90.7	2:26.806
3	45.722	111.7	1:13.918	116.1	27.627	87.0	2:27.267	8	45.941	102.9	1:13.587	112.8	26.842	90.7	2:26.370
4	45.863	113.0	1:13.516	114.9	27.112	92.2	2:26.491	9	46.570	93.1	1:13.461	112.2	27.244	84.6	2:27.275
5	46.047	110.4	1:13.365	115.1	27.133	91.3	2:26.545	10							

177 Peter Hannam (OF)								Nike Mk6							
lap	Sect-1	Speed	Sect-2	Speed	Sect-3	Speed	Laptime Pit	lap	Sect-1	Speed	Sect-2	Speed	Sect-3	Speed	Laptime Pit
1		101.7	1:19.609	113.0	29.313	86.1	2:45.279	6	46.216	111.3	1:15.006	112.2	27.642	92.6	2:28.864
2	47.386	109.1	1:16.705	111.1	29.088	88.7	2:33.179	7	46.571	107.9	1:14.881	113.0	27.112	93.1	2:28.564
3	47.106	107.7	1:18.701	114.7	28.394	88.9	2:34.201	8	45.954	109.1	1:16.587	112.0	28.573	87.3	2:31.114
4	46.536	109.8	1:15.826	115.9	29.553	91.1	2:31.915	9	46.005	111.7	1:15.040	116.7	27.933	91.8	2:28.978
5	46.522	108.9	1:14.952	117.9	28.492	92.1	2:29.966	10							



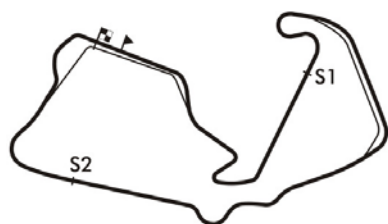
**Session Start: 09:39:17 - Finish: 10:00:36**  
**Weather/Track Conditions: Cloud / Drying**  
**Circuit: Silverstone Historic Grand Prix**  
**Track Length: 5.857 Km - 3.6394 miles**

# Silverstone Classic - 28 - 30 Jul 2017

## Formula Ford 50 Presented by Historic Motorsport International

### Race 2 - Best Sector Times

SECTOR 1			SECTOR 2			SECTOR 3			IDEAL / BEST LAP COMPARISON						
NO	TIME	LAP	NO	TIME	LAP	NO	TIME	LAP	NO	NAME	BEST	IN	IDEAL	DIFF	
1	73	43.522	7	73	1:10.504	6	94	25.509	6	73	Ed Thurston	2:20.297	6	2:19.732	+0.565
2	40	43.837	2	4	1:10.551	6	1	25.511	4	94	Michael O'Brien	2:20.371	6	2:20.069	+0.302
3	4	43.839	7	94	1:10.670	6	40	25.666	1	4	Max Bartell	2:20.455	6	2:20.061	+0.394
4	94	43.890	9	48	1:10.753	7	4	25.671	3	1	Callum Grant	2:21.065	5	2:20.840	+0.225
5	48	43.978	7	1	1:11.319	5	73	25.706	3	48	Benn Tilley	2:21.341	8	2:20.470	+0.871
6	1	44.010	7	37	1:11.365	6	48	25.739	1	37	William Nuthall	2:21.637	6	2:21.440	+0.197
7	42	44.079	7	21	1:11.457	8	3	25.765	6	40	Sam Mitchell	2:21.827	3	2:21.243	+0.584
8	37	44.167	2	42	1:11.581	4	69	25.905	7	3	Benn Simms	2:22.062	6	2:21.661	+0.401
9	3	44.198	2	3	1:11.698	6	37	25.908	6	42	Cormac Flanagan	2:22.201	4	2:22.088	+0.113
10	58	44.286	2	40	1:11.740	3	44	26.003	8	21	Ross Dryborough	2:22.428	8	2:22.323	+0.105
11	61	44.326	3	58	1:12.033	8	21	26.123	5	69	Tiff Needell	2:23.308	7	2:22.892	+0.416
12	49	44.506	6	69	1:12.172	8	72	26.133	4	36	Robert Smith	2:23.612	4	2:23.197	+0.415
13	6	44.523	9	49	1:12.330	9	6	26.251	7	58	Michael Grant Peter	2:23.735	8	2:22.641	+1.094
14	36	44.549	5	36	1:12.342	7	97	26.283	7	49	Harvey Sykes	2:23.775	9	2:23.134	+0.641
15	97	44.597	9	97	1:12.581	8	49	26.298	5	97	Robert Tusting	2:23.882	9	2:23.461	+0.421
16	15	44.685	2	44	1:12.637	3	36	26.306	3	44	Sam Binfield	2:24.186	3	2:23.605	+0.581
17	21	44.743	2	6	1:12.660	5	61	26.310	1	15	Matthew Wrigley	2:24.243	8	2:24.054	+0.189
18	56	44.744	8	72	1:12.814	7	58	26.322	9	61	Dan Eagling	2:24.327	3	2:23.632	+0.695
19	72	44.789	5	61	1:12.996	4	15	26.329	7	72	Alistair Littlewood	2:24.329	5	2:23.736	+0.593
20	69	44.815	4	15	1:13.040	8	166	26.370	6	6	Stuart Baird	2:24.396	8	2:23.434	+0.962
21	44	44.965	3	66	1:13.135	8	42	26.428	6	56	Roland Svensson	2:25.446	3	2:25.096	+0.350
22	12	45.037	7	166	1:13.365	5	54	26.459	7	66	Andrew Wiggins	2:26.027	8	2:25.473	+0.554
23	66	45.176	9	56	1:13.524	3	19	26.727	8	8	Andrew Mansell	2:26.075	4	2:25.831	+0.244
24	8	45.213	5	8	1:13.530	4	56	26.828	3	166	Gregory Thornton	2:26.370	8	2:25.457	+0.913
25	20	45.354	2	20	1:13.675	3	77	26.838	7	54	Alex Meek	2:26.376	8	2:25.907	+0.469
26	54	45.450	8	12	1:13.682	5	63	26.941	7	20	Kevin Stanzl	2:26.440	5	2:26.078	+0.362
27	75	45.664	6	77	1:13.712	8	20	27.049	4	75	Daniel Pickett	2:26.712	5	2:26.663	+0.049
28	33	45.718	5	75	1:13.809	5	8	27.088	2	19	Stephen King	2:26.981	8	2:26.435	+0.546
29	166	45.722	3	19	1:13.856	8	177	27.112	7	12	Nick Pancisi	2:27.111	6	2:25.859	+1.252
30	19	45.852	3	54	1:13.998	4	12	27.140	6	63	Matthew Sturmer	2:27.539	6	2:27.119	+0.420
31	26	45.886	6	63	1:14.135	6	66	27.162	2	77	Chris Sharples	2:27.753	6	2:27.134	+0.619
32	81	45.919	8	78	1:14.324	6	75	27.190	5	78	Geoff Underwood	2:28.275	6	2:27.958	+0.317
33	177	45.954	8	81	1:14.481	5	5	27.523	7	33	Julian Pierce	2:28.447	6	2:28.061	+0.386
34	78	46.038	6	33	1:14.687	6	26	27.533	7	81	James Lovett	2:28.496	6	2:28.096	+0.400
35	63	46.043	5	26	1:14.810	6	78	27.596	8	177	Peter Hannam	2:28.564	7	2:27.947	+0.617
36	5	46.106	8	25	1:14.880	6	33	27.656	7	26	John Slack	2:28.775	6	2:28.229	+0.546
37	25	46.118	8	177	1:14.881	7	81	27.696	6	25	Philip Walker	2:28.996	6	2:28.838	+0.158
38	46	46.180	3	50	1:14.943	7	25	27.840	6	5	Ian Pearson	2:29.441	6	2:28.855	+0.586
39	77	46.584	3	46	1:15.067	4	46	27.968	1	46	Stuart Dix	2:29.789	3	2:29.215	+0.574
40	50	46.621	7	5	1:15.226	6	50	28.144	6	50	John Roberts	2:30.405	6	2:29.708	+0.697
41	28	47.046	6	55	1:16.015	3	95	28.201	8	95	Fraser Collins	2:33.159	5	2:32.435	+0.724
42	55	47.265	5	28	1:16.095	7	55	28.652	8	55	Roger Arnold	2:33.217	5	2:31.932	+1.285
43	39	47.608	3	95	1:16.508	5	39	29.106	4	28	Michael Wales	2:33.582	7	2:32.342	+1.240
44	95	47.726	5	39	1:17.099	2	28	29.201	5	39	Michael Richings	2:34.659	2	2:33.813	+0.846
45	18	48.280	8	9	1:18.535	1	18	29.464	8	18	William Cowing	2:36.864	8	2:36.381	+0.483
46	156	49.090	6	18	1:18.637	7	16	29.980	4	98	Adrian Richards	2:37.103	5		+
47	16	49.467	4	16	1:18.732	5	156	30.162	7	16	Tony Helliwell	2:38.832	5	2:38.179	+0.653



Session Start: 09:39:17 - Finish: 10:00:36

Weather/Track Conditions: Cloud / Drying

Circuit: Silverstone Historic Grand Prix

Track Length: 5.857 Km - 3.6394 miles



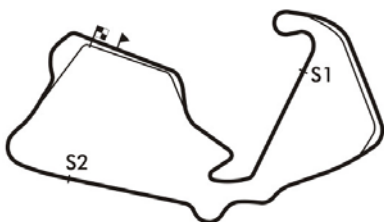


# Silverstone Classic - 28 - 30 Jul 2017

## Formula Ford 50 Presented by Historic Motorsport International

### Race 2 - Best Sector Times

48	9	50.924	1	156	1:18.958	5	59	32.465	7
49	10			59	1:23.790	6	31	34.096	7
50	47			31	1:24.500	7	9	37.274	1
51	31	53.038	4	2			2		
52	59	53.237	8	10			47		
53	2			47			10		
54	98			98			98		



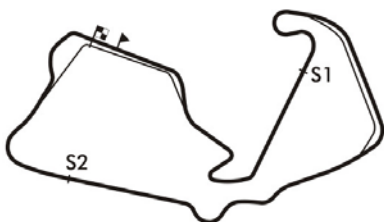
**Session Start: 09:39:17 - Finish: 10:00:36**  
**Weather/Track Conditions: Cloud / Drying**  
**Circuit: Silverstone Historic Grand Prix**  
**Track Length: 5.857 Km - 3.6394 miles**

# Silverstone Classic - 28 - 30 Jul 2017

## Formula Ford 50 Presented by Historic Motorsport International

### Race 2 - Best Sector Times

156	Rachel Arnold	2:39.055	5	2:38.210	+0.845
9	Michael Mallock	2:43.044	1	2:46.733	+3.689
59	Les Beards	2:51.376	6	2:49.492	+1.884
31	John Emery	2:52.280	7	2:51.634	+0.646
10	James Hadfield				+
47	Louis Hanjoul				+
2	Alison Langridge				+



**Session Start: 09:39:17 - Finish: 10:00:36**  
**Weather/Track Conditions: Cloud / Drying**  
**Circuit: Silverstone Historic Grand Prix**  
**Track Length: 5.857 Km - 3.6394 miles**

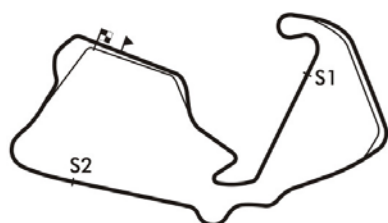


# Silverstone Classic - 28 - 30 Jul 2017

## Formula Ford 50 Presented by Historic Motorsport International

### Race 2 - Best Sector Speeds

	NO	SECTOR 1	MPH	NO	SECTOR 2	MPH	NO	SECTOR 3	MPH
1	58	Michael Grant Peterkin	118.4	73	Ed Thurston	122.9	56	Roland Svensson	95.6
2	73	Ed Thurston	118.4	36	Robert Smith	122.5	73	Ed Thurston	95.3
3	40	Sam Mitchell	117.5	21	Ross Dryborough	121.6	1	Callum Grant	95.2
4	6	Stuart Baird	117.3	56	Roland Svensson	121.4	49	Harvey Sykes	95.2
5	4	Max Bartell	117.1	58	Michael Grant Peterkin	121.4	4	Max Bartell	95.1
6	48	Benn Tilley	117.1	49	Harvey Sykes	120.9	42	Cormac Flanagan	94.8
7	9	Michael Mallock	116.9	4	Max Bartell	120.7	48	Benn Tilley	94.8
8	42	Cormac Flanagan	116.7	1	Callum Grant	120.5	8	Andrew Mansell	94.5
9	72	Alistair Littlewood	116.7	40	Sam Mitchell	120.3	36	Robert Smith	94.5
10	21	Ross Dryborough	116.3	44	Sam Binfield	120.3	6	Stuart Baird	94.4
11	36	Robert Smith	116.3	75	Daniel Pickett	120.3	58	Michael Grant Peterkin	94.4
12	49	Harvey Sykes	116.1	15	Matthew Wrigley	119.8	72	Alistair Littlewood	94.4
13	56	Roland Svensson	116.1	94	Michael O'Brien	119.8	94	Michael O'Brien	94.4
14	12	Nick Pancisi	115.7	6	Stuart Baird	119.6	15	Matthew Wrigley	94.3
15	44	Sam Binfield	115.5	42	Cormac Flanagan	119.6	21	Ross Dryborough	94.3
16	94	Michael O'Brien	115.5	8	Andrew Mansell	119.4	37	William Nuthall	94.3
17	1	Callum Grant	115.3	54	Alex Meek	119.4	40	Sam Mitchell	94.3
18	37	William Nuthall	115.3	3	Benn Simms	119.0	97	Robert Tusting	94.3
19	3	Benn Simms	115.1	97	Robert Tusting	119.0	69	Tiff Needell	94.1
20	61	Dan Eagling	114.9	72	Alistair Littlewood	118.8	61	Dan Eagling	93.7
21	69	Tiff Needell	114.9	177	Peter Hannam	117.9	3	Benn Simms	93.5
22	81	James Lovett	114.7	12	Nick Pancisi	117.7	19	Stephen King	93.5
23	97	Robert Tusting	114.7	20	Kevin Stanzl	117.7	44	Sam Binfield	93.3
24	15	Matthew Wrigley	114.5	33	Julian Pierce	117.3	75	Daniel Pickett	93.1
25	8	Andrew Mansell	114.1	46	Stuart Dix	117.1	177	Peter Hannam	93.1
26	10	James Hadfield	114.1	77	Chris Sharples	117.1	20	Kevin Stanzl	92.7
27	66	Andrew Wiggins	114.1	78	Geoff Underwood	117.1	33	Julian Pierce	92.7
28	75	Daniel Pickett	113.9	19	Stephen King	116.9	166	Gregory Thornton	92.7
29	33	Julian Pierce	113.7	48	Benn Tilley	116.9	54	Alex Meek	92.6
30	19	Stephen King	113.6	81	James Lovett	116.3	77	Chris Sharples	92.6
31	20	Kevin Stanzl	113.6	63	Matthew Sturmer	116.1	12	Nick Pancisi	92.4
32	26	John Slack	113.0	166	Gregory Thornton	116.1	46	Stuart Dix	92.4
33	55	Roger Arnold	113.0	26	John Slack	115.9	78	Geoff Underwood	92.1
34	78	Geoff Underwood	113.0	28	Michael Wales	115.1	25	Philip Walker	91.9
35	166	Gregory Thornton	113.0	50	John Roberts	115.1	66	Andrew Wiggins	91.9
36	77	Chris Sharples	112.8	39	Michael Richings	113.4	81	James Lovett	91.9
37	54	Alex Meek	112.2	5	Ian Pearson	111.3	63	Matthew Sturmer	91.7
38	46	Stuart Dix	111.8	95	Fraser Collins	110.6	5	Ian Pearson	91.2
39	63	Matthew Sturmer	111.7	156	Rachel Arnold	110.4	26	John Slack	91.1
40	177	Peter Hannam	111.7	59	Les Beards	108.1	55	Roger Arnold	90.8



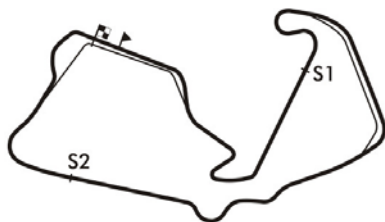
**Session Start: 09:39:17 - Finish: 10:00:36**  
**Weather/Track Conditions: Cloud / Drying**  
**Circuit: Silverstone Historic Grand Prix**  
**Track Length: 5.857 Km - 3.6394 miles**

# Silverstone Classic - 28 - 30 Jul 2017

## Formula Ford 50 Presented by Historic Motorsport International

### Race 2 - Best Sector Speeds

41	25	Philip Walker	111.5	31	John Emery	104.5	95	Fraser Collins	90.1
42	39	Michael Richings	110.6	2	Alison Langridge	0.0	50	John Roberts	89.7
43	50	John Roberts	110.6	9	Michael Mallock	0.0	18	William Cowing	88.2
44	5	Ian Pearson	110.4	10	James Hadfield	0.0	156	Rachel Arnold	88.2
45	28	Michael Wales	110.4	16	Tony Helliwell	0.0	28	Michael Wales	87.8
46	16	Tony Helliwell	109.5	18	William Cowing	0.0	39	Michael Richings	87.2
47	18	William Cowing	109.3	25	Philip Walker	0.0	16	Tony Helliwell	86.8
48	95	Fraser Collins	107.2	37	William Nuthall	0.0	59	Les Beards	77.9
49	156	Rachel Arnold	107.2	47	Louis Hanjoul	0.0	31	John Emery	76.2
50	47	Louis Hanjoul	104.0	55	Roger Arnold	0.0	2	Alison Langridge	75.1
51	59	Les Beards	102.3	61	Dan Eagling	0.0	47	Louis Hanjoul	72.0
52	31	John Emery	98.5	66	Andrew Wiggins	0.0	9	Michael Mallock	66.6
53	2	Alison Langridge	0.0	69	Tiff Needell	0.0	10	James Hadfield	0.0
54	98	Adrian Richards	0.0	98	Adrian Richards	0.0	98	Adrian Richards	0.0



**Session Start: 09:39:17 - Finish: 10:00:36**  
**Weather/Track Conditions: Cloud / Drying**  
**Circuit: Silverstone Historic Grand Prix**  
**Track Length: 5.857 Km - 3.6394 miles**

# Silverstone Classic - 28 - 30 Jul 2017

## Formula Ford 50 Presented by Historic Motorsport International

### Race 2 - Lap Chart

Lap 1			Lap 2			Lap 3			Lap 4			Lap 5			Lap 6		
NO	Behind	Laptime	NO	Behind	Laptime	NO	Behind	Laptime	NO	Behind	Laptime	NO	Behind	Laptime	NO	Behind	Laptime
94		2:23.536	48		2:22.312	40		2:21.827	94		2:21.541	48		2:22.382	94		2:20.371
1	0.308	2:23.844	40	0.231	2:23.096	94	0.285	2:21.288	48	0.277	2:21.700	94	1.133	2:23.792	48	0.305	2:21.809
73	0.675	2:24.211	94	1.055	2:24.931	48	0.403	2:22.461	40	1.868	2:23.694	73	2.027	2:22.323	73	0.820	2:20.297
40	1.011	2:24.547	4	3.033	2:22.376	4	2.365	2:21.390	73	2.363	2:21.325	4	2.229	2:22.449	4	1.180	2:20.455
48	1.564	2:25.100	73	3.975	2:27.176	73	2.864	2:20.947	4	2.439	2:21.900	37	8.515	2:22.543	37	8.648	2:21.637
4	4.533	2:28.069	37	7.266	2:25.171	37	8.167	2:22.959	37	8.631	2:22.290	42	11.362	2:24.525	3	13.665	2:22.062
61	5.155	2:28.691	42	8.102	2:25.413	42	9.121	2:23.077	42	9.496	2:22.201	3	13.107	2:23.282	42	14.203	2:24.345
3	5.502	2:29.038	15	8.175	2:25.804	3	11.604	2:24.494	3	12.484	2:22.706	31	1 LAP	2:55.451	1	14.540	2:21.566
37	5.971	2:29.507	58	8.336	2:25.395	21	12.328	2:25.683	61	15.851	2:24.735	1	14.478	2:21.065	72	23.140	2:24.677
15	6.247	2:29.783	21	8.703	2:24.124	58	12.482	2:26.204	1	16.072	2:22.321	21	18.690	2:23.669	36	23.370	2:24.482
42	6.565	2:30.101	3	9.168	2:27.542	15	12.699	2:26.582	58	16.820	2:26.164	58	19.037	2:24.876	58	23.822	2:26.289
58	6.817	2:30.353	61	10.673	2:29.394	61	12.942	2:24.327	15	17.010	2:26.137	15	19.305	2:24.954	21	24.051	2:26.865
21	8.455	2:31.991	44	10.991	2:25.416	44	13.119	2:24.186	21	17.680	2:27.178	72	19.967	2:24.329	15	24.572	2:26.771
6	9.273	2:32.809	72	12.223	2:26.732	72	15.115	2:24.950	44	17.896	2:26.603	44	20.049	2:24.812	44	25.910	2:27.365
72	9.367	2:32.903	6	12.686	2:27.289	1	15.577	2:22.520	72	18.297	2:25.008	36	20.392	2:24.160	69	26.572	2:24.462
44	9.451	2:32.987	54	13.813	2:27.620	6	16.470	2:25.842	36	18.891	2:23.612	69	23.614	2:24.533	97	30.454	2:26.897
54	10.069	2:33.605	97	14.265	2:27.351	36	17.105	2:24.466	97	21.470	2:25.657	97	25.061	2:26.250	6	30.956	2:26.926
97	10.790	2:34.326	36	14.697	2:26.522	97	17.639	2:25.432	69	21.740	2:25.048	6	25.534	2:26.200	49	31.310	2:25.928
56	11.495	2:35.031	56	14.881	2:27.262	56	18.269	2:25.446	6	21.993	2:27.349	49	26.886	2:24.136	59	1 LAP	2:55.370
36	12.051	2:35.587	1	15.115	2:38.683	69	18.518	2:24.837	49	25.409	2:25.344	20	30.477	2:26.440	20	36.106	2:27.133
20	12.541	2:36.077	69	15.739	2:26.163	20	20.773	2:26.555	20	26.696	2:27.749	54	31.579	2:27.379	54	39.415	2:29.340
49	13.246	2:36.782	20	16.276	2:27.611	49	21.891	2:26.896	54	26.859	2:26.648	8	32.157	2:26.940	166	39.886	2:27.134
69	13.452	2:36.988	49	17.053	2:27.683	54	22.037	2:30.282	8	27.876	2:26.075	66	34.124	2:26.561	66	40.688	2:28.068
8	13.978	2:37.514	75	18.732	2:28.290	8	23.627	2:26.746	66	30.222	2:26.939	166	34.256	2:26.545	75	41.794	2:28.280
75	14.318	2:37.854	8	18.939	2:28.837	66	25.109	2:27.582	166	30.370	2:26.491	75	35.018	2:26.712	8	42.469	2:31.816
63	14.684	2:38.220	66	19.585	2:27.706	75	25.447	2:28.773	75	30.965	2:27.344	56	39.836	2:26.344	56	46.957	2:28.625
66	15.755	2:39.291	63	20.123	2:29.315	166	25.705	2:27.267	56	36.151	2:39.708	77	52.509	2:29.786	31	1 LAP	2:59.074
19	16.253	2:39.789	166	20.496	2:27.830	26	35.858	2:32.123	77	45.382	2:29.789	63	53.070	2:28.505	77	58.758	2:27.753
166	16.542	2:40.078	19	20.940	2:28.563	77	37.419	2:29.920	19	45.799	2:28.799	19	53.433	2:30.293	63	59.105	2:27.539
26	18.917	2:42.453	26	25.793	2:30.752	19	38.826	2:39.944	63	47.224	2:29.829	26	54.255	2:29.248	19	59.837	2:27.908
9	19.508	2:43.044	81	29.452	2:32.824	63	39.221	2:41.156	26	47.666	2:33.634	33	54.692	2:28.587	26	1:01.526	2:28.775
81	20.504	2:44.040	77	29.557	2:30.819	33	40.986	2:33.060	33	48.764	2:29.604	81	58.871	2:29.426	33	1:01.635	2:28.447
177	21.743	2:45.279	33	29.984	2:30.821	5	41.154	2:31.406	5	50.472	2:31.144	5	59.345	2:31.532	81	1:05.863	2:28.496
5	22.102	2:45.638	177	31.046	2:33.179	81	42.373	2:34.979	81	52.104	2:31.557	78	1:00.160	2:30.033	78	1:06.931	2:28.275
77	22.614	2:46.150	5	31.806	2:33.580	177	43.189	2:34.201	46	52.325	2:30.151	177	1:00.585	2:29.966	5	1:07.282	2:29.441
33	23.039	2:46.575	25	34.052	2:33.498	78	43.838	2:31.065	78	52.786	2:30.774	25	1:01.252	2:30.096	177	1:07.945	2:28.864
25	24.430	2:47.966	78	34.831	2:33.272	46	44.000	2:29.789	177	53.278	2:31.915	50	1:03.605	2:30.781	25	1:08.744	2:28.996
78	25.435	2:48.971	50	36.134	2:33.083	25	44.779	2:32.785	25	53.815	2:30.862	12	1:04.758	2:28.058	12	1:10.365	2:27.111
39	25.900	2:49.436	46	36.269	2:31.328	50	46.231	2:32.155	50	55.483	2:31.078	39	1:18.228	2:36.443	50	1:12.506	2:30.405
50	26.927	2:50.463	39	36.683	2:34.659	39	49.499	2:34.874	12	59.359	2:30.447	28	1:20.745	2:33.694	28	1:33.473	2:34.232
28	27.585	2:51.121	95	41.405	2:36.818	12	50.738	2:30.838	39	1:04.444	2:36.771	95	1:21.133	2:33.159	39	1:33.701	2:36.977
95	28.463	2:51.999	28	41.438	2:37.729	28	55.527	2:36.147	28	1:09.710	2:36.009	55	1:22.726	2:33.217	55	1:34.511	2:33.289
46	28.817	2:52.353	12	41.958	2:30.776	95	55.778	2:36.431	95	1:10.633	2:36.681	18	1:40.698	2:38.672	95	1:34.982	2:35.353
18	32.026	2:55.562	55	47.697	2:36.243	55	58.914	2:33.275	55	1:12.168	2:35.080	156	1:51.625	2:39.055	18	1:56.569	2:37.375
12	35.058	2:58.594	18	49.409	2:41.259	18	1:06.921	2:39.570	18	1:24.685	2:39.590	16	1:58.461	2:38.832	156	2:10.136	2:40.015
55	35.330	2:58.866	156	55.846	2:42.939	156	1:15.696	2:41.908	156	1:35.229	2:41.359	98	2:04.715	2:37.103	16	2:16.707	2:39.750
156	36.783	3:00.319	16	1:05.925	2:43.706	16	1:24.712	2:40.845	16	1:42.288	2:39.402						
16	46.095	3:09.631	98	1:12.084	2:46.189	98	1:31.464	2:41.438	98	1:50.271	2:40.633						
59	48.844	3:12.380	59	1:18.376	2:53.408	59	1:49.639	2:53.321	59	2:21.295	2:53.482						
98	49.771	3:13.307	31	1:29.512	2:57.172	31	2:03.220	2:55.766									
31	56.216	3:19.752															

**Session Start: 09:39:17 - Finish: 10:00:36**

**Weather/Track Conditions: Cloud / Drying**

**Circuit: Silverstone Historic Grand Prix**

**Track Length: 5.857 Km - 3.6394 miles**

# Silverstone Classic - 28 - 30 Jul 2017

## Formula Ford 50 Presented by Historic Motorsport International

### Race 2 - Lap Chart

Lap 7			Lap 8			Lap 9		
NO	Behind	Laptime	NO	Behind	Laptime	NO	Behind	Laptime
94		2:21.549	94		2:20.890	94		2:20.909
98	1 LAP	2:38.410	73	0.512	2:20.966	73	1.813	2:22.210
48	0.292	2:21.536	48	0.743	2:21.341	4	2.003	2:22.014
73	0.436	2:21.165	4	0.898	2:21.250	48	2.170	2:22.336
4	0.538	2:20.907	156	1 LAP	2:41.179	39	1 LAP	2:54.114
37	9.355	2:22.256	37	11.203	2:22.738	18	1 LAP	2:36.864
1	14.795	2:21.804	1	15.393	2:21.488	37	13.153	2:22.859
3	15.873	2:23.757	3	18.798	2:23.815	1	15.879	2:21.395
42	16.352	2:23.698	42	19.195	2:23.733	3	22.093	2:24.204
36	25.879	2:24.058	98	1 LAP	2:40.971	42	22.530	2:24.244
72	26.223	2:24.632	16	1 LAP	2:48.104	156	1 LAP	2:39.892
15	27.381	2:24.358	36	29.023	2:24.034	36	32.908	2:24.794
58	27.610	2:25.337	72	30.168	2:24.835	58	33.492	2:23.946
69	28.331	2:23.308	58	30.455	2:23.735	72	34.738	2:25.479
44	31.742	2:27.381	15	30.734	2:24.243	69	34.917	2:24.908
21	32.869	2:30.367	69	30.918	2:23.477	15	35.327	2:25.502
97	34.442	2:25.537	21	34.407	2:22.428	98	1 LAP	2:38.898
6	34.932	2:25.525	44	35.162	2:24.310	21	38.300	2:24.802
49	35.340	2:25.579	97	37.700	2:24.148	44	39.625	2:25.372
20	42.573	2:28.016	49	38.230	2:23.780	97	40.673	2:23.882
54	44.926	2:27.060	6	38.438	2:24.396	49	41.096	2:23.775
166	45.143	2:26.806	20	49.093	2:27.410	6	42.052	2:24.523
66	46.026	2:26.887	54	50.412	2:26.376	16	1 LAP	2:43.037
8	49.977	2:29.057	166	50.623	2:26.370	20	55.553	2:27.369
75	50.593	2:30.348	66	51.163	2:26.027	54	56.526	2:27.023
56	52.207	2:26.799	75	56.612	2:26.909	166	56.989	2:27.275
59	1 LAP	2:51.376	8	56.900	2:27.813	66	57.103	2:26.849
19	1:07.510	2:29.222	56	57.217	2:25.900	75	1:03.601	2:27.898
77	1:07.908	2:30.699	19	1:13.601	2:26.981	8	1:03.871	2:27.880
63	1:08.422	2:30.866	33	1:18.694	2:30.349	56	1:06.086	2:29.778
33	1:09.235	2:29.149	26	1:21.488	2:32.528	19	1:23.251	2:30.559
26	1:09.850	2:29.873	78	1:23.237	2:29.366	33	1:30.364	2:32.579
81	1:13.270	2:28.956	63	1:23.670	2:36.138	26	1:31.450	2:30.871
78	1:14.761	2:29.379	81	1:24.505	2:32.125	78	1:31.614	2:29.286
177	1:14.960	2:28.564	77	1:24.579	2:37.561	12	1:31.850	2:27.810
5	1:16.675	2:30.942	12	1:24.949	2:28.392	63	1:32.038	2:29.277
12	1:17.447	2:28.631	177	1:25.184	2:31.114	81	1:32.632	2:29.036
25	1:18.390	2:31.195	25	1:27.145	2:29.645	177	1:33.253	2:28.978
50	1:21.495	2:30.538	50	1:33.028	2:32.423	25	1:36.967	2:30.731
31	1 LAP	2:56.090	59	1 LAP	2:54.022	77	1:38.859	2:35.189
28	1:45.506	2:33.582	5	1:40.593	2:44.808	50	1:44.875	2:32.756
55	1:49.689	2:36.727	31	1 LAP	2:52.280	5	1:51.343	2:31.659
95	1:50.174	2:36.741	28	2:00.103	2:35.487	59	1 LAP	2:51.462
39	1:50.945	2:38.793	55	2:03.316	2:34.517	28	2:14.157	2:34.963
18	2:13.944	2:38.924	95	2:03.575	2:34.291	95	2:17.322	2:34.656
						55	2:17.703	2:35.296
						31	1 LAP	2:55.018

Session Start: 09:39:17 - Finish: 10:00:36

Weather/Track Conditions: Cloud / Drying

Circuit: Silverstone Historic Grand Prix

Track Length: 5.857 Km - 3.6394 miles



**Silverstone Classic - 28 - 30 Jul 2017**

**Formula Ford 50 Presented by Historic Motorsport International  
Race 13 - Starting Grid**

Sheet No:

Start Time : 09:00 - Heat Duration : 20 Minutes

27	53	175	Colin Wright	54	112	Andrew Ames
26	51	47	Louis Hanjoul	52	2	Alison Langridge
25	49	9	Michael Mallock	50	10	James Hadfield
24	47	40	Sam Mitchell	48	61	Dan Eagling
23	45	59	Les Beards	46	31	John Emery
22	43	98	Adrian Richards	44	16	Tony Helliwell
21	41	18	William Cowing	42	156	Rachel Arnold
20	39	55	Roger Arnold	40	39	Michael Richings
19	37	28	Michael Wales	38	95	Fraser Collins
18	35	50	John Roberts	36	5	Ian Pearson
17	33	25	Philip Walker	34	77	Chris Sharples
16	31	81	James Lovett	32	177	Peter Hannam
15	29	12	Nick Pancisi	30	63	Matthew Sturmer
14	27	26	John Slack	28	78	Geoff Underwood
13	25	19	Stephen King	26	33	Julian Pierce
12	23	8	Andrew Mansell	24	56	Roland Svensson
11	21	66	Andrew Wiggins	22	75	Daniel Pickett

Circuit: Silverstone Historic Grand Prix  
Track Length: 5.857 Km - 3.6394 miles

These results are provisional until the conclusion of any judicial and technical matters.

Clerk of the Course:

Timekeeper:

Issued at:



**Silverstone Classic - 28 - 30 Jul 2017**

**Formula Ford 50 Presented by Historic Motorsport International  
Race 13 - Starting Grid**

Sheet No:

Start Time : 09:00 - Heat Duration : 20 Minutes

10	19	<b>54</b> Alex Meek	20	<b>166</b> Gregory Thornton
9	17	<b>6</b> Stuart Baird	18	<b>20</b> Kevin Stanzl
8	15	<b>97</b> Robert Tusting	16	<b>49</b> Harvey Sykes
7	13	<b>21</b> Ross Dryborough	14	<b>44</b> Sam Binfield
6	11	<b>69</b> Tiff Needell	12	<b>15</b> Matthew Wrigley
5	9	<b>58</b> Michael Grant Peterkin	10	<b>72</b> Alistair Littlewood
4	7	<b>42</b> Cormac Flanagan	8	<b>36</b> Robert Smith
3	5	<b>37</b> William Nuthall	6	<b>1</b> Callum Grant
2	3	<b>4</b> Max Bartell	4	<b>48</b> Benn Tilley
1	1	<b>94</b> Michael O'Brien	2	<b>73</b> Ed Thurston

Pole Right



These results are provisional until the conclusion of any judicial and technical matters.

Circuit: Silverstone Historic Grand Prix  
Track Length: 5.857 Km - 3.6394 miles

Clerk of the Course:

Timekeeper:

Issued at:





## Silverstone Classic - 28 - 30 Jul 2017

### Stirling Moss Trophy For Pre '61 Sports Cars

#### Race 3 - Classification - AMENDED

Sheet No:

POS	NO	DRIVER/S	CLASS	CLASS POS	CAR MAKE / MODEL	TIME	LAPS	GAP	DIFF	MPH	BEST	ON
1	41	Chris Ward	MT6	1	Lister Costin	50:20.640	20	-- 20 laps		86.74	2:24.018	2
2	88	Rob Barff	MT5	1	Lotus 15	50:34.891	20	14.251	14.251	86.34	2:26.227	13
3	16	Richard Kent	MT6	2	Lister Costin Jaguar	50:44.683	20	24.043	9.792	86.06	2:26.347	2
4	2	Gary Pearson	MT6	3	Lister Chevrolet	50:45.054	20	24.414	0.371	86.05	2:26.460	8
5	8	Wood-Nuthall	MT6	4	Lister Knobbly	50:45.112	20	24.472	0.058	86.05	2:25.564	3
6	48	Thomas-Lyons	MT6	5	Lister Knobbly	52:01.322	20	1:40.682	1:16.210	83.95	2:28.463	20
7	29	Ahlers-Bellinger	MT1	1	Lola Mk1 Prototype	52:37.769	20	2:17.129	36.447	82.98	2:29.128	10
8	42	Paul Woolley	MT5	2	Cooper Monaco	52:47.208	20	2:26.568	9.439	82.73	2:30.452	20
9	61	Fierro Eleta-Hart	MT5	3	Maserati T61	50:22.908	19	-- 19 laps	6.152	82.34	2:30.325	10
10	123	Simon Ashworth	MT1	1	Marina	50:23.833	19	0.925	0.925	82.32	2:31.215	5
11	27	Stefan Ziegler	MT6	6	Lister Knobbly	50:43.343	19	20.435	19.510	81.79	2:32.484	5
12	23	Jürg Tobler	MT1	2	Lola Mk1	51:23.126	19	1:00.218	39.783	80.73	2:34.095	7
13	4	Champion-Stretton	MT4	1	Lotus XI Le Mans	51:25.136	19	1:02.228	2.010	80.69	2:32.885	17
14	5	Michael Malone	MT5	4	Lotus 15	51:46.137	19	1:23.229	21.001	80.14	2:36.604	13
15	77	Mahmoud-Bustros	MT5	5	Cooper Monaco T49	51:46.817	19	1:23.909	0.680	80.12	2:34.203	5
16	9	Serge Krikoff	MT4	2	Lotus XI Series 1	52:03.015	19	1:40.107	16.198	79.70	2:35.859	16
17	85	Nuthall-Fell	MT6	7	Lister Jaguar Knobbly	52:12.992	19	1:50.084	9.977	79.45	2:35.939	7
18	35	Gregory De Prins	MT3	1	Rejo Mk4	52:31.394	19	2:08.486	18.402	78.99	2:36.159	5
19	99	Keen-McAlpine	MT2	1	Kurtis 500S	52:33.096	19	2:10.188	1.702	78.95	2:35.556	11
20	66	Mæers-Martin	MT5	6	Cooper Monaco	52:46.012	19	2:23.104	12.916	78.62	2:26.987	11
21	111	Hans Hübner	MT6	8	Lister Jaguar Knobbly	50:21.523	18	-- 18 laps	3.894	78.05	2:38.624	14
22	57	Ben Adams	MT1	3	Lola Mk1	50:24.242	18	2.719	2.719	77.98	2:29.724	10
23	25	Paul Griffin	MT5	7	Cooper Monaco	50:33.753	18	12.230	9.511	77.73	2:37.567	18
24	12	Brooks-Smith	MT6	9	Lister Jaguar 'Flat Iron'	51:01.061	18	39.538	27.308	77.04	2:28.634	13
25	36	Barrett-Shepherd	MT6	10	Jaguar D-type	51:18.042	18	56.519	16.981	76.62	2:36.488	14
26	14	Andrew McAlpine	MT4	3	Lotus XI	51:19.893	18	58.370	1.851	76.57	2:42.478	4
27	21	Yates-Mitchell	MT4	4	Lotus XI	51:29.337	18	1:07.814	9.444	76.34	2:35.215	11
28	19	Emmerling-Hooper	MT1	4	Elva Mk5	51:31.853	18	1:10.330	2.516	76.27	2:42.498	10
29	18	Cannell-Ditheridge	MT5	8	Cooper Monaco	51:33.125	18	1:11.602	1.272	76.24	2:34.694	5
30	30	Ball C-Ball N	MT6	11	Jaguar D-type	51:44.115	18	1:22.592	10.990	75.97	2:35.965	12
31	68	Marc Gordon	MT6	12	Jaguar XK150	52:10.399	18	1:48.876	26.284	75.34	2:43.692	5
32	45	Marc Valvekens	MT1	5	Lola Mk1	50:46.749	17	-- 17 laps	1:24.567	73.10	2:48.630	14
33	70	Nagamatsu-McClurg	MT2	2	Old Yeller Mk2	50:58.435	17	11.686	11.686	72.82	2:43.249	11
34	79	Palmer-Cross	MT4	5	Lotus XI	51:09.049	16	-- 16 laps	3:02.485	68.30	2:37.300	12

----- NOT CLASSIFIED -----

DNF 26	Bernberg-Ugo	MT1	Cooper T39 Bobtail	42:17.343	15	-- 15 laps			77.45	2:39.781	5
DNF 122	Harris-Needell	MT6	Lister Jaguar Knobbly	39:44.392	14	-- 14 laps		9.953	76.93	2:31.700	14
DNF 3	Fowler-Lovett	MT1	Lola Mk1	23:14.806	9	-- 9 laps --			84.54	2:33.596	2
DNF 83	David Hart	MT6	Lister Costin	24:16.392	9		1:01.586	1:01.586	80.96	2:30.445	8

Cars 31 & 32 - Non Starters

Cars 22 & 88 - transponder working intermittently, please check position.

Car 8 - transponder stopped working

Session Start: 10:21:04 - Finish: 11:11:24

Weather/Track Conditions: Cloud / Dry

Circuit: Silverstone Historic Grand Prix

Track Length: 5.857 Km - 3.6394 miles

These results are provisional until the conclusion of any judicial and technical matters.

Clerk of the Course:

Timekeeper:

Issued at:



**Silverstone Classic - 28 - 30 Jul 2017**

**Stirling Moss Trophy For Pre '61 Sports Cars**

**Race 3 - Classification - AMENDED**

**Sheet No:**

DNF 1	Oliver Bryant	MT5	Lotus 15	19:31.465	8	-- 8 laps --	89.47	2:24.818	5	
DNF 6	John Young	MT6	Jaguar D-type	17:55.865	7	-- 7 laps --	50.863	85.24	2:31.191	5
DNF 22	Costas Michael	MT4	Lotus XI	12:43.150	3	-- 3 laps --	4:55.561	51.50	2:59.445	1
DNF 10	Gillett-Smith	MT5	Willment Climax	18:34.136	3	5:50.986	5:50.986	35.28	2:55.874	1
DNF 33	Jon Minshaw	MT6	Lister Knobbly	4:55.895	2	-- 2 laps --	88.55	2:25.669	2	
DNF 117	Greensall-Milner	MT6	Lister Costin	2:36.891	1	-- 1 laps --	6.665	83.51	2:36.891	1

----- FASTEST LAP SUMMARY -----

NO	DRIVER/S	CLASS	CAR MAKE / MODEL	FASTEST LAP	ON	MPH
41	Chris Ward	MT6	Lister Costin	2:24.018	2	90.97
1	Oliver Bryant	MT5	Lotus 15	2:24.818	5	90.47
29	Ahlers-Bellinger	MT1	Lola Mk1 Prototype	2:29.128	10	87.86
123	Simon Ashworth	MT1	Marina	2:31.215	5	86.64
4	Champion-Stretton	MT4	Lotus XI Le Mans	2:32.885	17	85.70
99	Keen-McAlpine	MT2	Kurtis 500S	2:35.556	11	84.23
35	Gregory De Prins	MT3	Rejo Mk4	2:36.159	5	83.90

Cars 31 & 32 - Non Starters

Cars 22 & 88 - transponder working intermittently, please check position.

Car 8 - transponder stopped working

*Session Start: 10:21:04 - Finish: 11:11:24*

*Weather/Track Conditions: Cloud / Dry*

*Circuit: Silverstone Historic Grand Prix*

*Track Length: 5.857 Km - 3.6394 miles*

These results are provisional until the conclusion of any judicial and technical matters.

Clerk of the Course:

Timekeeper:

Issued at:

# Silverstone Classic - 28 - 30 Jul 2017

## Stirling Moss Trophy For Pre '61 Sports Cars

### Race 3 - Sector Analysis

1 Oliver Bryant (MT5)								Lotus 15							
lap	Sect-1	Speed	Sect-2	Speed	Sect-3	Speed	Laptime Pit	lap	Sect-1	Speed	Sect-2	Speed	Sect-3	Speed	Laptime Pit
1		121.8	1:13.681		27.692	93.7	2:30.419	5	45.145	126.6	1:12.591		27.082	93.2	2:24.818
2	45.598	129.1	1:12.982		27.378	92.9	2:25.958	6	44.710	127.6	1:13.477		27.242	92.4	2:25.429
3	45.019	130.6	1:13.265		27.775	91.2	2:26.059	7	44.703	126.6	1:13.358		27.048	92.2	2:25.109
4	46.293	125.4	1:13.538		27.379	91.4	2:27.210	8	45.140	126.6	1:13.720	130.3	27.603	92.9	2:26.463

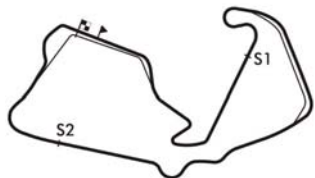
2 Gary Pearson (MT6)								Lister Chevrolet							
lap	Sect-1	Speed	Sect-2	Speed	Sect-3	Speed	Laptime Pit	lap	Sect-1	Speed	Sect-2	Speed	Sect-3	Speed	Laptime Pit
1		119.4	1:12.842	147.8	28.053	92.7	2:27.655	11	45.860	124.7	2:45.139	140.1	28.367	94.3	3:59.366 P
2	45.524	125.4	1:13.536	147.2	28.266	92.4	2:27.326	12	46.063	121.8	1:13.542	144.0	28.199	92.2	2:27.804
3	45.250	125.9	1:13.326	147.8	28.130	91.1	2:26.706	13	45.465	126.9	1:14.589	145.3	28.698	91.4	2:28.752
4	45.975	119.4	1:13.737	147.2	28.063	92.2	2:27.775	14	45.690	119.8	1:13.546	140.4	27.950	93.7	2:27.186
5	45.849	127.8	1:14.156	147.8	27.998	92.7	2:28.003	15	46.345	134.8	1:13.480	140.4	27.977	94.1	2:27.802
6	45.246	126.9	1:14.530	145.6	28.321	93.3	2:28.097	16	46.484	128.8	1:13.880	146.8	27.707	94.1	2:28.071
7	45.523	124.0	1:12.862	144.0	28.195	94.5	2:26.580	17	46.775	109.3	1:13.921	146.5	28.968	84.6	2:29.664
8	45.235	125.2	1:12.848	144.9	28.377	93.7	2:26.460	18	45.581	128.6	1:12.880	147.8	28.292	91.3	2:26.753
9	45.676	121.8	1:13.983	147.2	28.076	94.3	2:27.735	19	46.205	122.7	1:12.952	135.6	28.087	94.5	2:27.244
10	46.686	119.2	1:13.834	145.6	28.171	93.5	2:28.691	20	46.006	125.2	1:12.619	149.5	28.759	83.6	2:27.384

3 Fowler-Lovett (MT1)								Lola Mk1							
lap	Sect-1	Speed	Sect-2	Speed	Sect-3	Speed	Laptime Pit	lap	Sect-1	Speed	Sect-2	Speed	Sect-3	Speed	Laptime Pit
1		108.4	1:17.618		29.270	84.4	2:40.883	6	48.012	107.7	1:17.623	111.5	28.170	88.0	2:33.805
2	48.583	111.3	1:17.018		27.995	87.8	2:33.596	7	47.957	107.5	1:17.973		28.308	87.0	2:34.238
3	47.887	110.4	1:18.236		28.116	87.6	2:34.239	8	47.885	108.9	1:18.823		29.178	85.3	2:35.886
4	48.092	108.8	1:17.490	111.7	28.128	87.4	2:33.710	9	48.533	106.4	1:17.909		28.254	88.2	2:34.696
5	48.107	108.1	1:17.383	112.4	28.263	88.1	2:33.753								

4 Champion-Stretton (MT4)								Lotus XI Le Mans							
lap	Sect-1	Speed	Sect-2	Speed	Sect-3	Speed	Laptime Pit	lap	Sect-1	Speed	Sect-2	Speed	Sect-3	Speed	Laptime Pit
1		104.7	1:20.453	117.5	30.884	85.6	2:47.707	11	47.832	116.1	1:19.164	123.1	28.928	87.4	2:35.924
2	50.757	103.6	1:19.979	119.8	30.459	85.9	2:41.195	12	47.662	117.7	1:17.549	120.3	29.673	88.0	2:34.884
3	50.015	107.4	1:20.197	119.8	29.973	86.6	2:40.185	13	48.390	115.9	1:18.349	121.6	28.917	86.5	2:35.656
4	49.858	111.3	1:20.904	116.5	30.552	86.5	2:41.314	14	47.666	116.3	1:16.644	121.8	28.639	88.1	2:32.949
5	49.301	112.4	1:19.319	120.1	29.545	86.7	2:38.165	15	48.128	116.9	1:16.555	120.7	28.629	85.9	2:33.312
6	49.693	112.6	1:18.967	119.6	29.873	87.4	2:38.533	16	48.429	111.1	1:17.163	120.1	28.638	86.3	2:34.230
7	51.061	110.9	1:18.484	120.3	29.558	86.9	2:39.103	17	47.492	112.8	1:17.054	121.1	28.339	87.3	2:32.885
8	49.671	110.2	1:18.506	120.3	29.476	87.6	2:37.653	18	48.042	110.7	1:19.112	123.1	28.942	89.0	2:36.096
9	49.172	112.0	1:18.436	119.4	29.434	88.7	2:37.042	19	47.660	118.1	1:17.291	121.6	28.524	84.5	2:33.475
10	49.039	115.5	2:56.557	119.2	29.232	88.4	4:14.828 P	20							

5 Michael Malone (MT5)								Lotus 15							
lap	Sect-1	Speed	Sect-2	Speed	Sect-3	Speed	Laptime Pit	lap	Sect-1	Speed	Sect-2	Speed	Sect-3	Speed	Laptime Pit
1		103.4	1:19.657	125.2	30.708	80.4	2:48.443	11	48.964	117.7	2:47.848	124.5	30.238	82.1	4:07.050 P
2	49.802	111.7	1:19.190	124.3	30.827	83.9	2:39.819	12	49.435	114.5	1:17.587	125.7	30.219	87.4	2:37.241
3	49.433	111.5	1:18.588	125.4	30.234	84.2	2:38.255	13	48.561	114.9	1:18.100	124.3	29.943	85.9	2:36.604
4	49.321	112.8	1:19.027	123.6	30.457	85.6	2:38.805	14	49.081	117.9	1:18.609	125.2	30.324	84.8	2:38.014
5	48.751	108.1	1:18.521	124.3	30.438	82.6	2:37.710	15	49.845	109.3	1:18.625	123.8	30.062	85.1	2:38.532
6	50.221	107.7	1:18.430	123.4	30.274	84.9	2:38.925	16	49.119	119.0	1:19.223	124.5	29.654	85.9	2:37.996
7	49.357	117.7	1:18.084	124.0	30.685	81.5	2:38.126	17	49.124	115.3	1:18.932	123.4	30.168	84.9	2:38.224
8	49.495	117.1	1:18.130	125.0	30.241	81.8	2:37.866	18	49.886	106.0	1:19.974	125.0	29.996	86.7	2:39.856
9	49.389	113.7	1:18.848	123.6	30.037	81.6	2:38.274	19	48.825	117.5	1:19.307	125.7	30.088	83.3	2:38.220
10	49.228	118.4	1:18.588	124.0	30.361	85.2	2:38.177	20							

6 John Young (MT6)								Jaguar D-type							
lap	Sect-1	Speed	Sect-2	Speed	Sect-3	Speed	Laptime Pit	lap	Sect-1	Speed	Sect-2	Speed	Sect-3	Speed	Laptime Pit
1		101.1	1:17.972	137.5	29.108	88.8	2:42.017	5	46.802	122.7	1:15.842	139.5	28.547	90.2	2:31.191
2	48.712	124.7	1:15.908	135.3	29.342	88.4	2:33.962	6	47.216	119.0	1:16.567	136.1	28.719	89.2	2:32.502
3	47.004	120.3	1:15.815	134.2	28.791	89.0	2:31.610	7	47.842	122.9	1:15.972	137.8	29.005	89.6	2:32.819
4	47.514	119.2	1:15.441	131.8	28.809	89.5	2:31.764	8							



**Session Start: 10:21:04 - Finish: 11:11:24**  
**Weather/Track Conditions: Cloud / Dry**  
**Circuit: Silverstone Historic Grand Prix**  
**Track Length: 5.857 Km - 3.6394 miles**

# Silverstone Classic - 28 - 30 Jul 2017

## Stirling Moss Trophy For Pre '61 Sports Cars

### Race 3 - Sector Analysis

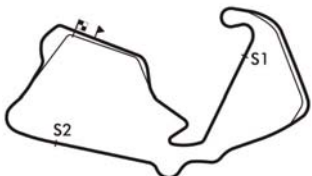
8 Wood-Nuthall (MT6)								Lister Knobbly							
lap	Sect-1	Speed	Sect-2	Speed	Sect-3	Speed	Laptime Pit	lap	Sect-1	Speed	Sect-2	Speed	Sect-3	Speed	Laptime Pit
1		120.5	1:13.246	138.7	27.993	91.4	2:30.865	10	45.764	129.8	1:13.269	136.7	27.647	91.4	2:26.680
2	45.667	125.0	1:12.922	137.2	27.873	91.1	2:26.462	11	45.950	123.4	2:47.253	137.0	27.978	93.9	4:01.181 P
3	45.273	129.6	1:12.674	137.5	27.617	91.4	2:25.564	12	45.936	128.8	1:14.183	133.4	27.883	90.1	2:28.002
4	46.116	124.5	1:14.412	137.5	27.499	90.7	2:28.027	13	5:41.577	0.2		137.8	5:23.356		7:23.282
5	45.547	128.3	1:14.421	137.0	27.802	92.8	2:27.770	14							2:27.391
6	45.635	127.1	1:14.094	138.1	27.968	91.6	2:27.697	15							2:29.100
7	45.507	128.6	1:13.196	137.0	27.836	92.9	2:26.539	16							2:28.880
8	45.677	132.1	1:13.539	137.8	28.094	88.7	2:27.310	17							2:27.507
9	45.319	124.3	1:13.882	137.5	27.645	91.8	2:26.846	18							2:26.009

9 Serge Kriknoff (MT4)								Lotus XI Series 1							
lap	Sect-1	Speed	Sect-2	Speed	Sect-3	Speed	Laptime Pit	lap	Sect-1	Speed	Sect-2	Speed	Sect-3	Speed	Laptime Pit
1		102.5	1:21.962	118.6	30.817	85.1	2:50.562	11	48.881	114.7	2:51.153	117.3	30.056	85.3	4:10.090 P
2	49.481	110.6	1:19.406	120.7	30.565	86.0	2:39.452	12	49.258	114.5	1:18.699	107.5	30.325	86.1	2:38.282
3	49.616	105.4	1:20.642	117.9	31.076	81.6	2:41.334	13	48.558	113.0	1:19.450	120.7	30.316	84.9	2:38.324
4	49.558	106.9	1:19.547	117.9	30.889	85.5	2:39.994	14	48.356	115.5	1:18.986	120.9	29.989	87.5	2:37.331
5	49.200	109.5	1:19.719	120.5	30.567	85.1	2:39.486	15	48.821	114.5	1:17.920	119.8	29.624	85.9	2:36.365
6	48.940	114.3	1:19.032	118.4	30.494	86.7	2:38.466	16	48.137	114.3	1:18.050	119.4	29.672	84.7	2:35.859
7	48.939	109.8	1:19.707	120.1	29.976	86.7	2:38.622	17	48.454	114.5	1:33.293	119.6	29.746	84.7	2:51.493
8	48.680	112.8	1:18.518	121.4	29.835	87.2	2:37.033	18	48.601	109.7	1:19.068	120.7	29.756	85.1	2:37.425
9	48.834	112.2	1:18.573	121.1	29.481	87.3	2:36.888	19	49.300	106.4	1:19.818	117.1	29.874	88.0	2:38.992
10	48.620	107.5	1:19.029	119.6	29.368	87.8	2:37.017	20							

10 Gillett-Smith (MT5)								Willment Climax							
lap	Sect-1	Speed	Sect-2	Speed	Sect-3	Speed	Laptime Pit	lap	Sect-1	Speed	Sect-2	Speed	Sect-3	Speed	Laptime Pit
1		106.7	1:25.215	99.0	33.532	75.0	2:55.874	3	49.432	114.7	2:31.493	119.6	31.050	83.9	3:51.975 P
2	1:01.956	77.0	10:14.368	125.4	29.963	82.4	11:46.287 P	4							

12 Brooks-Smith (MT6)								Lister Jaguar 'Flat Iron'							
lap	Sect-1	Speed	Sect-2	Speed	Sect-3	Speed	Laptime Pit	lap	Sect-1	Speed	Sect-2	Speed	Sect-3	Speed	Laptime Pit
1		115.9	1:16.945	133.7	28.693	85.1	2:38.521	10	51.154	123.8	1:15.780	132.1	29.418	85.9	2:36.352
2	48.859	117.5	1:16.216	132.9	28.244	81.3	2:33.319	11	47.590	107.5	6:47.547	131.3	29.286	88.1	8:04.423 P
3	47.206	125.7	1:15.120	136.4	28.446	86.6	2:30.772	12	46.576	121.1	1:15.132	135.3	28.421	88.0	2:30.129
4	46.678	128.6	1:13.949	138.1	28.810	91.1	2:29.437	13	46.763	125.7	1:13.680	135.8	28.191	88.9	2:28.634
5	46.771	122.5	1:15.122	133.7	28.757	84.8	2:30.650	14	46.152	124.7	1:17.438	135.8	28.013	87.2	2:31.603
6	46.777	122.9	1:14.885	137.2	27.918	92.3	2:29.580	15	46.793	103.9	1:16.297	134.8	28.231	88.0	2:31.321
7	46.046	125.7	1:15.778	136.1	28.629	90.1	2:30.453	16	46.392	119.8	1:16.143	110.9	30.686	87.4	2:33.221
8	46.878	126.4	1:15.012	134.8	28.433	89.8	2:30.323	17	46.270	113.9	1:15.600	133.7	28.704	87.0	2:30.574
9	46.856	128.8	1:17.378	133.2	27.820	90.4	2:32.054	18	46.389	125.9	1:15.262	134.5	28.044	87.7	2:29.695

14 Andrew McAlpine (MT4)								Lotus XI							
lap	Sect-1	Speed	Sect-2	Speed	Sect-3	Speed	Laptime Pit	lap	Sect-1	Speed	Sect-2	Speed	Sect-3	Speed	Laptime Pit
1		106.5	1:23.891		31.012	83.1	2:59.797	10	50.933	107.5	1:21.709		30.703	81.8	2:43.345
2	51.316	109.1	1:22.934		30.536	83.7	2:44.786	11	50.722	107.2	2:56.326		30.603	83.4	4:17.651 P
3	51.071	104.5	1:22.147		30.473	84.4	2:43.691	12	51.133	105.7	1:22.788		30.174	80.7	2:44.095
4	50.654	104.0	1:21.510		30.314	82.8	2:42.478	13	51.903	109.5	1:21.526		29.795	81.1	2:43.224
5	50.692	108.9	1:21.920		30.063	83.0	2:42.675	14	51.044	107.7	1:22.151		30.324	81.6	2:43.519
6	51.109	106.7	1:23.092		31.480	81.5	2:45.681	15	52.043	96.7	1:22.855		31.655	77.9	2:46.553
7	51.791	104.4	1:23.812		30.875	82.0	2:46.478	16	51.751	101.5	1:23.578		31.124	82.1	2:46.453
8	52.129	106.9	1:25.558		32.365	81.0	2:50.052	17	52.733	104.9	1:22.923		30.623	83.2	2:46.279
9	51.732	107.5	1:23.270		31.801	82.8	2:46.803	18	51.761	102.5	1:23.393		31.179	82.7	2:46.333



**Session Start: 10:21:04 - Finish: 11:11:24**  
**Weather/Track Conditions: Cloud / Dry**  
**Circuit: Silverstone Historic Grand Prix**  
**Track Length: 5.857 Km - 3.6394 miles**

# Silverstone Classic - 28 - 30 Jul 2017

## Stirling Moss Trophy For Pre '61 Sports Cars

### Race 3 - Sector Analysis

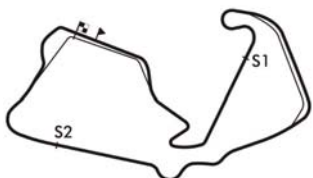
16 Richard Kent (MT6)								Lister Costin Jaguar							
lap	Sect-1	Speed	Sect-2	Speed	Sect-3	Speed	Laptime Pit	lap	Sect-1	Speed	Sect-2	Speed	Sect-3	Speed	Laptime Pit
1		128.3	1:13.406	139.5	27.898	90.2	2:29.155	11	46.635	132.6	1:14.865		28.242	89.1	2:29.742
2	45.704	132.1	1:13.009		27.634	90.3	2:26.347	12	46.379	129.6	2:45.495		27.928	90.2	3:59.802 P
3	45.563	133.2	1:13.116		28.090	88.3	2:26.769	13	45.601	131.6	1:14.132		27.826	90.4	2:27.559
4	46.105	130.3	1:14.175		27.887	90.9	2:28.167	14	45.512	130.1	1:13.809		28.058	89.8	2:27.379
5	45.615	133.2	1:14.576		27.807	90.0	2:27.998	15	46.381	129.8	1:13.546		27.753	91.9	2:27.680
6	45.657	132.6	1:13.714	141.6	28.117	92.3	2:27.488	16	46.013	127.6	1:14.045		28.051	89.2	2:28.109
7	45.760	130.8	1:13.059		27.971	91.8	2:26.790	17	46.230	105.5	1:13.411	138.7	28.304	89.7	2:27.945
8	45.649	130.6	1:13.156		28.325	91.4	2:27.130	18	46.584	125.9	1:13.521		28.382	89.1	2:28.487
9	45.523	130.8	1:13.466		27.786	92.7	2:26.775	19	46.195	132.9	1:13.152		28.054	88.8	2:27.401
10	45.715	132.4	1:13.164		27.722	91.6	2:26.601	20	45.955	132.9	1:12.821		28.583	90.2	2:27.359

18 Cannell-Ditheridge (MT5)								Cooper Monaco							
lap	Sect-1	Speed	Sect-2	Speed	Sect-3	Speed	Laptime Pit	lap	Sect-1	Speed	Sect-2	Speed	Sect-3	Speed	Laptime Pit
1		106.7	1:19.639	124.7	29.756	87.3	2:44.519	10	49.489	114.9	1:17.767	121.6	29.747	87.6	2:37.003
2	50.582	108.6	1:18.119	122.5	29.360	82.8	2:38.061	11	48.093	116.7	1:20.679	84.2	31.355	77.2	2:40.127
3	48.896	110.7	1:18.274	122.0	30.669	87.5	2:37.839	12	50.791	98.4	3:44.607	122.9	31.050	83.1	5:06.448 P
4	48.096	113.0	1:17.756	125.7	29.382	89.1	2:35.234	13	49.643	107.5	1:19.299	122.7	31.126	84.9	2:40.068
5	48.256	115.7	1:16.853	124.7	29.585	86.3	2:34.694	14	49.306	115.7	1:18.972	122.5	30.612	85.2	2:38.890
6	48.287	113.4	1:18.246	122.9	29.506	85.8	2:36.039	15	49.095	115.3	1:18.867	123.4	30.053	83.3	2:38.015
7	49.175	114.9	1:17.404	121.6	29.211	87.8	2:35.790	16	49.618	110.6	1:19.092	120.9	30.773	80.1	2:39.483
8	50.183	114.5	1:18.237	121.8	29.336	87.7	2:37.756	17	57.851	83.5	2:49.095	123.1	30.009	85.2	4:16.955 P
9	48.857	116.7	1:17.232	123.8	29.444	88.0	2:35.533	18	50.730	117.1	1:19.724	123.4	30.217	85.2	2:40.671

19 Emmerling-Hooper (MT1)								Elva Mk5							
lap	Sect-1	Speed	Sect-2	Speed	Sect-3	Speed	Laptime Pit	lap	Sect-1	Speed	Sect-2	Speed	Sect-3	Speed	Laptime Pit
1		97.1	1:27.419	110.0	31.938	81.0	3:04.406	10	49.591	108.6	1:21.029	107.5	31.878	81.6	2:42.498
2	53.123	94.9	1:24.118	109.8	31.834	75.9	2:49.075	11	50.426	106.5	2:58.458	107.7	30.816	81.7	4:19.700 P
3	50.290	106.0	1:22.989	107.7	31.721	78.4	2:45.000	12	1:02.765	103.9	1:22.885	106.0	31.884	79.2	2:57.534
4	50.574	106.4	1:22.683	108.1	31.988	79.0	2:45.245	13	51.181	105.8	1:22.063	108.6	31.489	81.1	2:44.733
5	50.352	107.0	1:21.666	108.4	31.289	81.0	2:43.307	14	50.934	106.5	1:22.139	107.2	31.957	79.6	2:45.030
6	50.049	106.0	1:21.789	108.8	30.881	82.3	2:42.719	15	51.409	99.0	1:22.950	107.0	31.489	81.9	2:45.848
7	50.874	105.8	1:22.146	108.4	31.257	80.9	2:44.277	16	51.210	103.2	1:23.214	107.9	31.860	81.2	2:46.284
8	51.218	108.9	1:22.292	109.1	31.342	82.5	2:44.852	17	50.829	104.5	1:22.523	104.0	31.318	83.0	2:44.670
9	49.599	108.2	1:22.052	108.9	31.661	82.6	2:43.312	18	50.472	106.7	1:21.722	107.4	31.169	84.4	2:43.363

21 Yates-Mitchell (MT4)								Lotus XI							
lap	Sect-1	Speed	Sect-2	Speed	Sect-3	Speed	Laptime Pit	lap	Sect-1	Speed	Sect-2	Speed	Sect-3	Speed	Laptime Pit
1		99.1	1:30.018	108.8	34.529	74.0	3:06.694	10	48.982	109.1	1:18.923	111.3	28.778	85.1	2:36.683
2	55.577	100.2	1:28.786	109.8	34.787	73.8	2:59.150	11	48.141	110.2	1:18.079	112.8	28.995	85.7	2:35.215
3	56.715	97.4	1:28.574	109.5	33.988	77.0	2:59.277	12	48.128	109.5	1:18.482	111.3	28.699	85.4	2:35.309
4	54.353	105.2	1:25.950	110.0	33.407	76.5	2:53.710	13	48.488	110.6	1:18.146	112.4	28.681	84.4	2:35.315
5	54.294	103.6	1:28.048	107.2	34.306	74.2	2:56.648	14	48.575	107.9	1:18.408	114.3	28.530	84.9	2:35.513
6	54.540	106.5	1:26.416	110.6	33.332	77.9	2:54.288	15	48.156	109.3	1:18.508	112.8	28.736	85.7	2:35.400
7	54.523	106.4	1:27.631	110.7	33.395	76.1	2:55.549	16	48.169	110.0	1:20.124	112.0	30.050	82.6	2:38.343
8	54.330	106.2	1:27.250	110.2	34.182	75.1	2:55.762	17	48.888	105.8	1:23.829	113.6	28.492	85.9	2:41.209
9	54.502	104.5	2:55.389	110.4	29.439	82.5	4:19.330 P	18	48.897	108.1	1:18.449	112.8	28.596	85.6	2:35.942

22 Costas Michael (MT4)								Lotus XI							
lap	Sect-1	Speed	Sect-2	Speed	Sect-3	Speed	Laptime Pit	lap	Sect-1	Speed	Sect-2	Speed	Sect-3	Speed	Laptime Pit
1					31.064		2:59.445	3	1:04.497	76.9	In		In		6:37.659 P
2	53.352	109.5	1:34.037		38.657		3:06.046	4							



Session Start: 10:21:04 - Finish: 11:11:24

Weather/Track Conditions: Cloud / Dry

Circuit: Silverstone Historic Grand Prix

Track Length: 5.857 Km - 3.6394 miles

# Silverstone Classic - 28 - 30 Jul 2017

## Stirling Moss Trophy For Pre '61 Sports Cars

### Race 3 - Sector Analysis

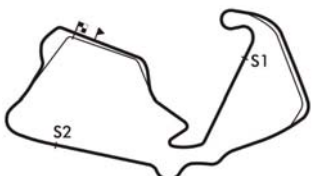
23 Jürg Tobler (MT1)								Lola Mk1							
lap	Sect-1	Speed	Sect-2	Speed	Sect-3	Speed	Laptime Pit	lap	Sect-1	Speed	Sect-2	Speed	Sect-3	Speed	Laptime Pit
1		104.5	1:21.400	118.1	29.080	84.0	2:45.127	11	48.409	109.3	2:49.672	111.8	29.511	87.5	4:07.592 P
2	50.592	110.2	1:18.570	117.5	29.510	83.6	2:38.672	12	49.068	108.2	1:19.467	111.8	29.150	88.8	2:37.685
3	49.736	102.8	1:20.545	115.7	29.121	86.6	2:39.402	13	48.182	108.9	1:18.473	112.4	29.902	87.2	2:36.557
4	48.195	111.3	1:18.970	113.9	28.680	84.7	2:35.845	14	49.364	108.6	1:18.154	113.2	29.353	77.9	2:36.871
5	48.177	109.5	1:18.302	113.7	28.682	87.5	2:35.161	15	49.943	108.8	1:18.048	113.6	29.301	84.4	2:37.292
6	47.790	110.2	1:17.771	114.3	28.976	80.3	2:34.537	16	49.953	104.7	1:19.607	114.9	29.204	85.1	2:38.764
7	48.360	111.8	1:16.740	118.8	28.995	90.1	2:34.095	17	48.520	112.0	1:19.563	112.4	29.080	82.7	2:37.163
8	50.345	92.6	1:20.506	102.6	28.915	81.5	2:39.766	18	48.725	109.3	1:20.124	114.3	29.438	84.8	2:38.287
9	48.505	108.4	1:18.589	113.9	29.938	78.9	2:37.032	19	48.738	108.9	1:19.018	114.1	29.183	88.9	2:36.939
10	48.801	108.2	1:18.822	113.0	28.716	88.3	2:36.339	20							

25 Paul Griffin (MT5)								Cooper Monaco							
lap	Sect-1	Speed	Sect-2	Speed	Sect-3	Speed	Laptime Pit	lap	Sect-1	Speed	Sect-2	Speed	Sect-3	Speed	Laptime Pit
1		105.8	1:24.993	114.7	31.738	83.0	3:03.331	10	50.812	112.0	1:20.113	120.1	30.549	84.4	2:41.474
2	53.919	102.8	1:23.016	118.4	31.546	81.9	2:48.481	11	49.689	115.3	1:19.807	121.4	30.704	82.7	2:40.200
3	50.247	112.8	1:21.150	119.4	30.769	84.7	2:42.166	12	50.083	109.7	1:20.552	120.1	30.493	87.6	2:41.128
4	50.250	112.4	1:21.628	120.7	32.086	82.4	2:43.964	13	49.530	112.6	1:20.337	123.8	30.444	82.3	2:40.311
5	52.353	111.7	1:21.631	119.8	31.162	83.4	2:45.146	14	50.467	115.3	1:18.853	124.0	30.218	79.3	2:39.538
6	50.457	112.0	1:21.367	119.8	31.132	81.5	2:42.956	15	50.202	108.1	1:20.005	122.5	30.535	86.1	2:40.742
7	50.551	113.9	1:20.219	115.5	31.204	85.4	2:41.974	16	49.494	113.6	1:19.892	122.9	32.640	76.8	2:42.026
8	50.633	113.4	1:23.341	120.1	31.259	83.4	2:45.233	17	50.277	110.9	1:20.786	118.4	30.409	86.9	2:41.472
9	50.339	111.5	2:55.113	120.7	30.592	81.0	4:16.044 P	18	48.658	115.1	1:18.535	120.9	30.374	86.0	2:37.567

26 Bernberg-Ugo (MT1)								Cooper T39 Bobtail							
lap	Sect-1	Speed	Sect-2	Speed	Sect-3	Speed	Laptime Pit	lap	Sect-1	Speed	Sect-2	Speed	Sect-3	Speed	Laptime Pit
1		99.6	1:24.372	113.0	30.698	82.4	2:58.810	9	49.994	108.9	1:20.641	112.0	29.825	84.0	2:40.460
2	51.102	109.1	1:21.173	112.0	30.211	83.4	2:42.486	10	50.669	109.5	2:56.734	114.1	31.004	78.1	4:18.407 P
3	50.653	107.7	1:20.880	112.2	29.729	85.2	2:41.262	11	51.320	106.5	1:21.840	114.1	31.131	83.6	2:44.291
4	50.139	109.1	1:20.475	112.6	29.440	84.6	2:40.054	12	50.982	108.1	1:22.106	113.0	31.091	84.0	2:44.179
5	50.131	108.6	1:20.166	112.8	29.484	84.4	2:39.781	13	50.402	110.6	1:20.812	113.9	30.263	83.7	2:41.477
6	50.281	108.4	1:20.177	112.6	29.392	85.1	2:39.850	14	50.363	110.6	1:21.497	113.7	31.363	81.3	2:43.223
7	49.866	109.1	1:20.587	112.6	29.458	83.3	2:39.911	15	50.819	110.9	1:21.586	113.6	30.499	85.2	2:42.904
8	50.295	108.8	1:20.360	112.2	29.593	85.1	2:40.248	16							

27 Stefan Ziegler (MT6)								Lister Knobbly							
lap	Sect-1	Speed	Sect-2	Speed	Sect-3	Speed	Laptime Pit	lap	Sect-1	Speed	Sect-2	Speed	Sect-3	Speed	Laptime Pit
1		97.0	1:19.485		29.559	86.9	2:48.512	11	47.713	115.7	1:16.878		30.245	84.0	2:34.836
2	47.760	101.7	1:17.539		29.788	84.8	2:35.087	12	49.118	103.6	1:18.810		30.321	77.7	2:38.249
3	48.767	98.8	1:17.293		29.741	85.7	2:35.801	13	49.617	116.9	1:17.200		29.113	89.1	2:35.930
4	47.126	111.1	1:16.772		29.157	89.7	2:33.055	14	47.760	116.3	1:18.595		29.438	89.5	2:35.793
5	47.466	116.1	1:16.251		28.767	88.0	2:32.484	15	47.836	115.9	2:46.908		29.912	88.7	4:04.656 P
6	47.475	110.7	1:15.526		29.576	87.6	2:32.577	16	48.808	104.5	1:16.823		30.324	89.8	2:35.955
7	48.120	120.1	1:16.385		29.194	91.1	2:33.699	17	47.538	118.4	1:17.771		29.451	88.5	2:34.760
8	47.763	117.3	1:16.376		30.019	85.1	2:34.158	18	47.755	122.2	1:16.791		29.479	90.7	2:34.025
9	48.151	116.5	1:17.998		29.059	90.0	2:35.208	19	48.638	123.6	1:16.644		30.270	85.2	2:35.552
10	47.307	116.7	1:16.231		29.468	88.8	2:33.006	20							

29 Ahlers-Bellinger (MT1)								Lola Mk1 Prototype							
lap	Sect-1	Speed	Sect-2	Speed	Sect-3	Speed	Laptime Pit	lap	Sect-1	Speed	Sect-2	Speed	Sect-3	Speed	Laptime Pit
1		113.4	1:17.284		27.964	89.4	2:38.741	11	46.391	115.9	1:16.071		36.377	85.8	2:38.839
2	48.362	113.2	1:17.322		29.371	88.8	2:35.055	12	47.453	113.7	1:15.764		28.206	89.6	2:31.423
3	47.582	115.1	1:17.144		28.040	89.2	2:32.766	13	47.172	114.9	1:16.989		28.258	84.4	2:32.419
4	47.959	114.9	1:15.915	116.7	27.887	89.5	2:31.761	14	47.611	113.9	1:15.819		27.969	90.8	2:31.399
5	46.895	116.3	1:16.410	119.8	27.971	90.2	2:31.276	15	46.898	113.7	1:16.321	118.4	28.125	78.1	2:31.344
6	47.645	116.3	1:18.592	116.9	27.992	90.3	2:34.229	16	47.451	112.2	1:17.050		28.701	84.1	2:33.202
7	47.295	113.4	1:17.266	117.9	28.078	86.8	2:32.639	17	48.263	113.2	1:17.298	112.8	28.330	88.3	2:33.891
8	49.454	110.7	1:18.926		28.252	89.4	2:36.632	18	47.267	113.0	1:16.472	117.1	29.304	88.7	2:33.043
9	49.091	109.7	2:46.970	118.1	27.791	90.2	4:03.852 P	19	47.236	111.7	1:17.438	111.1	28.247	89.5	2:32.921
10	46.424	115.3	1:15.317	116.7	27.387	89.8	2:29.128	20	47.816	112.6	1:16.763	111.8	28.630	83.0	2:33.209



**Session Start: 10:21:04 - Finish: 11:11:24**  
**Weather/Track Conditions: Cloud / Dry**  
**Circuit: Silverstone Historic Grand Prix**  
**Track Length: 5.857 Km - 3.6394 miles**

# Silverstone Classic - 28 - 30 Jul 2017

## Stirling Moss Trophy For Pre '61 Sports Cars

### Race 3 - Sector Analysis

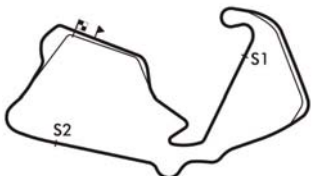
30 Ball C-Ball N (MT6)								Jaguar D-type							
lap	Sect-1	Speed	Sect-2	Speed	Sect-3	Speed	Laptime Pit	lap	Sect-1	Speed	Sect-2	Speed	Sect-3	Speed	Laptime Pit
1		92.1	1:25.901	110.4	33.060	80.3	3:02.347	10	50.208	104.9	1:19.382		30.844	83.9	2:40.434
2	51.386	117.7	1:21.184		31.818	84.2	2:44.388	11	49.385	117.7	1:18.798	117.7	30.488	86.0	2:38.671
3	51.309	113.0	1:21.193		32.253	84.0	2:44.755	12	47.992	119.6	1:17.513	121.8	30.460	85.2	2:35.965
4	51.301	113.2	1:22.265	123.6	32.552	84.0	2:46.118	13	48.068	125.2	1:19.914		30.553	85.7	2:38.535
5	52.144	112.8	2:22.865		32.203	83.2	3:47.212 P	14	49.054	116.3	1:18.958		30.777	83.8	2:38.789
6	51.253	119.0	1:23.585		33.043	74.1	2:47.881	15	49.380	100.6	1:19.976		30.561	84.6	2:39.917
7	52.872	109.5	1:23.218		32.119	82.1	2:48.209	16	48.231	109.8	1:23.541	113.0	30.518	83.6	2:42.290
8	52.141	113.0	2:53.954		31.125	84.4	4:17.220 P	17	48.549	108.6	1:19.851		30.989	86.4	2:39.389
9	48.826	117.7	1:19.321		31.127	83.7	2:39.274	18	49.632	115.5	1:31.586		31.503	80.7	2:52.721

33 Jon Minshaw (MT6)								Lister Knobbly							
lap	Sect-1	Speed	Sect-2	Speed	Sect-3	Speed	Laptime Pit	lap	Sect-1	Speed	Sect-2	Speed	Sect-3	Speed	Laptime Pit
1		125.7	1:13.048	143.1	28.124	94.4	2:30.226	2	45.364	133.9	1:12.555	144.6	27.750	90.9	2:25.669

35 Gregory De Prins (MT3)								Rejo Mk4							
lap	Sect-1	Speed	Sect-2	Speed	Sect-3	Speed	Laptime Pit	lap	Sect-1	Speed	Sect-2	Speed	Sect-3	Speed	Laptime Pit
1		102.0	1:21.884	107.9	30.334	84.1	2:52.571	11	49.745	105.8	1:19.041	108.2	35.834	50.0	2:44.620
2	49.363	105.5	1:20.274	109.1	28.620	85.5	2:38.257	12	51.645	104.7	1:19.377	106.5	29.179	82.3	2:40.201
3	50.464	104.7	1:19.617	109.1	30.077	80.6	2:40.158	13	50.580	103.9	1:19.506	108.6	29.328	84.5	2:39.414
4	49.348	105.5	1:20.113	108.1	28.878	85.3	2:38.339	14	49.290	105.5	1:19.144	108.6	30.046	80.9	2:38.480
5	48.771	104.4	1:19.014	107.7	28.374	85.4	2:36.159	15	49.103	106.7	1:18.908	107.9	28.382	85.3	2:36.393
6	50.221	103.9	1:18.662	107.4	28.868	84.2	2:37.751	16	49.428	104.5	1:20.867	106.5	28.634	83.5	2:38.929
7	49.490	105.0	1:18.987	107.0	28.524	83.4	2:37.001	17	49.864	104.9	1:19.960	106.4	28.609	83.5	2:38.433
8	50.115	105.5	1:19.731	107.4	28.297	82.2	2:38.143	18	48.945	103.6	1:20.065	107.7	28.699	80.4	2:37.709
9	49.571	104.7	1:20.368	107.7	28.185	85.4	2:38.124	19	50.411	104.5	1:57.204	106.7	29.027	83.6	3:16.642
10	49.660	104.9	2:45.594	107.7	28.816	82.5	4:04.070 P	20							

36 Barrett-Shepherd (MT6)								Jaguar D-type							
lap	Sect-1	Speed	Sect-2	Speed	Sect-3	Speed	Laptime Pit	lap	Sect-1	Speed	Sect-2	Speed	Sect-3	Speed	Laptime Pit
1		103.7	1:24.769		34.452	80.5	3:12.250	10	50.577	113.6	1:23.359		32.475	80.4	2:46.411
2	52.563	106.9	1:25.429	128.6	33.926	78.7	2:51.918	11	53.845	99.3	3:02.233		30.192	86.8	4:26.270 P
3	56.816	112.0	1:22.718		32.934	79.0	2:52.468	12	48.546	120.3	1:18.403	129.6	29.766	85.7	2:36.715
4	51.276	119.4	1:22.077		32.501	79.1	2:45.854	13	48.973	123.1	1:18.590	127.6	29.731	84.3	2:37.294
5	52.196	112.6	1:21.820	126.1	32.573	80.6	2:46.589	14	48.209	123.4	1:18.448		29.831	87.3	2:36.488
6	52.298	106.0	1:23.316		32.041	81.0	2:47.655	15	49.565	102.3	1:19.157		31.097	85.1	2:39.819
7	52.642	119.4	1:23.087	123.6	31.859	82.5	2:47.588	16	48.933	118.1	1:19.258	122.2	30.354	83.6	2:38.545
8	50.919	113.7	1:23.492		31.825	80.4	2:46.236	17	48.402	119.4	1:18.993	124.7	30.182	84.1	2:37.577
9	52.641	107.4	1:25.496	128.1	32.276	79.8	2:50.413	18	48.749	116.1	1:19.301	124.5	29.902	87.0	2:37.952

41 Chris Ward (MT6)								Lister Costin							
lap	Sect-1	Speed	Sect-2	Speed	Sect-3	Speed	Laptime Pit	lap	Sect-1	Speed	Sect-2	Speed	Sect-3	Speed	Laptime Pit
1		130.8	1:12.178		27.885	92.4	2:25.771	11	45.857	132.4	1:12.735		28.651	89.0	2:27.243
2	44.849	131.6	1:11.714		27.455	92.3	2:24.018	12	45.838	133.4	2:44.753		27.914	89.6	3:58.505 P
3	45.054	135.0	1:12.527		27.714	91.9	2:25.295	13	45.288	129.8	1:12.458		27.999	92.7	2:25.745
4	45.431	132.6	1:12.547		27.963	92.2	2:25.941	14	44.912	133.4	1:12.750		27.739	93.2	2:25.401
5	45.133	128.8	1:12.172		27.786	92.2	2:25.091	15	45.131	133.9	1:13.344		27.930	90.3	2:26.405
6	47.085	130.8	1:12.655		28.029	91.7	2:27.769	16	45.348	129.6	1:13.511		28.150	90.9	2:27.009
7	46.399	128.8	1:12.440		27.660	92.6	2:26.499	17	45.555	119.2	1:14.291		28.305	90.2	2:28.151
8	46.123	129.6	1:14.062		27.821	92.6	2:28.006	18	45.557	122.0	1:14.063		28.322	90.2	2:27.942
9	45.311	134.8	1:12.159		27.925	93.5	2:25.395	19	45.587	124.5	1:13.859		27.907	90.7	2:27.353
10	44.857	134.5	1:12.973		27.884	85.9	2:25.714	20	45.397	127.8	1:13.808		28.182	89.6	2:27.387



**Session Start: 10:21:04 - Finish: 11:11:24**  
**Weather/Track Conditions: Cloud / Dry**  
**Circuit: Silverstone Historic Grand Prix**  
**Track Length: 5.857 Km - 3.6394 miles**





# Silverstone Classic - 28 - 30 Jul 2017

## Stirling Moss Trophy For Pre '61 Sports Cars

### Race 3 - Sector Analysis

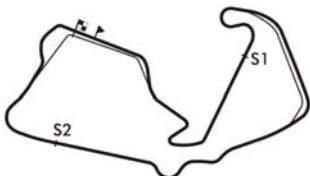
66 Maeers-Martin (MT5)								Cooper Monaco							
lap	Sect-1	Speed	Sect-2	Speed	Sect-3	Speed	Laptime Pit	lap	Sect-1	Speed	Sect-2	Speed	Sect-3	Speed	Laptime Pit
1		124.5	1:15.742		29.513	89.1	2:35.760	11	45.575	125.9	1:13.650		27.762	90.9	2:26.987
2	48.135	121.8	1:14.886		29.364	90.3	2:32.385	12	1:00.455	125.0	1:13.447		27.886	91.7	2:41.788
3	46.748	125.9	1:15.082		28.755	92.8	2:30.585	13	46.469	124.3	1:14.624	130.6	28.830	88.0	2:29.923
4	47.062	124.7	1:15.637	130.3	28.800	91.3	2:31.499	14	46.237	125.2	1:14.151		28.388	92.2	2:28.776
5	46.657	125.2	1:15.147		29.349	86.1	2:31.153	15	47.327	101.4	1:14.725		28.126	88.8	2:30.178
6	46.507	125.4	1:14.628		28.508	94.5	2:29.643	16	46.511	123.6	1:14.029		29.092	89.6	2:29.632
7	46.933	124.5	1:15.823		29.218	94.0	2:31.974	17	47.845	126.9	1:15.229		29.646	84.3	2:32.720
8	46.485	123.8	1:14.178		28.633	93.2	2:29.296	18	47.112	124.3	1:13.976		28.308	89.0	2:29.396
9	46.585	123.8	1:15.070	129.6	28.469	93.1	2:30.124	19	46.301	121.6	1:14.001		28.081	89.6	2:28.383
10	4:19.109	123.8	2:37.981		28.720	92.1	7:25.810	20							

68 Marc Gordon (MT6)								Jaguar XK150							
lap	Sect-1	Speed	Sect-2	Speed	Sect-3	Speed	Laptime Pit	lap	Sect-1	Speed	Sect-2	Speed	Sect-3	Speed	Laptime Pit
1		102.8	1:24.322	115.7	33.500	70.1	3:07.114	10	52.111	109.3	1:22.379	119.4	30.889	81.7	2:45.379
2	53.383	97.4	1:23.459	117.7	32.077	78.9	2:48.919	11	51.326	112.2	1:23.978	118.8	30.906	82.5	2:46.210
3	52.067	108.6	1:22.191	119.8	30.605	80.7	2:44.863	12	52.474	110.6	1:23.455	116.3	32.648	74.7	2:48.577
4	52.096	106.9	1:22.631	119.6	31.426	79.4	2:46.153	13	51.727	109.5	1:22.490	120.7	30.984	81.0	2:45.201
5	51.653	111.7	1:21.640	120.7	30.399	83.0	2:43.692	14	51.101	111.7	1:23.136	120.9	30.508	83.5	2:44.745
6	51.225	109.3	1:22.898	120.5	30.940	81.3	2:45.063	15	52.349	81.4	1:26.202	111.7	31.761	73.4	2:50.312
7	51.644	108.1	1:22.813	120.1	31.838	81.8	2:46.295	16	53.373	104.9	1:25.221	112.2	31.720	79.1	2:50.314
8	51.567	109.5	1:23.168	118.6	30.464	80.8	2:45.199	17	51.871	91.6	1:44.487	110.4	32.052	76.1	3:08.410
9	51.921	110.6	2:53.240	117.7	30.575	82.8	4:15.736	18	53.432	101.1	1:23.879	121.6	30.906	82.8	2:48.217

70 Nagamatsu-McClurg (MT2)								Old Yeller Mk2							
lap	Sect-1	Speed	Sect-2	Speed	Sect-3	Speed	Laptime Pit	lap	Sect-1	Speed	Sect-2	Speed	Sect-3	Speed	Laptime Pit
1		96.4	1:27.565	94.4	33.936	81.9	3:11.431	10	50.817	102.8	1:21.461	125.2	31.739	83.4	2:44.017
2	54.665	94.8	1:28.372	96.7	33.589	78.7	2:56.626	11	49.820	107.4	1:20.677	120.1	32.752	80.5	2:43.249
3	55.563	86.0	1:28.649	102.9	33.419	77.4	2:57.631	12	53.471	99.3	1:24.349	108.4	33.443	75.4	2:51.263
4	54.900	90.6	1:25.973	108.8	33.028	80.7	2:53.901	13	52.379	97.4	1:24.073	111.3	34.029	84.7	2:50.481
5	54.781	95.7	1:29.633	103.9	33.232	80.3	2:57.646	14	51.307	102.6	1:23.139	120.9	33.218	83.8	2:47.664
6	53.789	91.3	1:31.128	98.4	34.630	65.7	2:59.547	15	51.509	104.7	1:23.682	103.1	35.928	80.0	2:51.119
7	54.789	91.7	1:28.647		33.201	78.0	2:56.637	16	52.820	102.9	1:24.389	115.7	32.562	80.7	2:49.771
8	57.164	88.2	3:21.334	125.0	31.847	84.3	4:50.345	17	53.276	104.9	1:26.585	118.6	32.010	83.5	2:51.871
9	49.750	109.3	1:22.371	114.3	33.115	80.7	2:45.236	18							

77 Mahmoud-Bustros (MT5)								Cooper Monaco T49							
lap	Sect-1	Speed	Sect-2	Speed	Sect-3	Speed	Laptime Pit	lap	Sect-1	Speed	Sect-2	Speed	Sect-3	Speed	Laptime Pit
1		106.2	1:18.964	123.6	29.335	86.7	2:46.206	11	48.524	116.9	2:56.949	118.8	32.759	82.3	4:18.232
2	49.666	104.7	1:17.621	119.8	29.594	85.8	2:36.881	12	50.691	113.6	1:18.753	120.7	33.042	83.6	2:42.486
3	48.808	112.0	1:17.971	121.6	29.965	87.8	2:36.744	13	49.486	112.0	1:19.830	119.4	30.535	83.0	2:39.851
4	48.214	113.6	1:16.707	121.6	30.152	85.9	2:35.073	14	49.928	98.7	1:20.629	125.2	30.312	87.2	2:40.869
5	48.509	113.9	1:16.700	122.0	28.994	89.2	2:34.203	15	50.735	112.8	1:17.186	120.9	30.867	85.9	2:38.788
6	48.099	105.4	1:19.219	120.3	29.114	88.8	2:36.432	16	48.908	104.5	1:18.656	121.6	30.553	85.4	2:38.117
7	49.926	108.1	1:17.802	121.6	29.299	88.9	2:37.027	17	48.309	116.5	1:18.761	122.9	30.210	88.5	2:37.280
8	50.590	103.7	1:17.681	121.8	29.926	87.7	2:38.197	18	50.270	102.0	1:19.610	123.6	30.253	89.0	2:40.133
9	48.466	108.1	1:17.123	123.1	29.403	89.8	2:34.992	19	48.623	118.4	1:19.069	122.7	30.535	85.6	2:38.227
10	49.485	105.0	1:17.533	121.8	30.061	84.2	2:37.079	20							

79 Palmer-Cross (MT4)								Lotus XI							
lap	Sect-1	Speed	Sect-2	Speed	Sect-3	Speed	Laptime Pit	lap	Sect-1	Speed	Sect-2	Speed	Sect-3	Speed	Laptime Pit
1		102.0	1:23.912	113.2	32.452	78.3	2:58.354	9	53.379	107.9	1:22.832	109.5	33.038	74.4	2:49.249
2	1:02.790	82.0	4:41.786	101.5	33.062	72.3	6:17.638	10	52.367	105.8	3:22.043	103.6	29.652	80.2	4:44.062
3	52.918	107.9	1:22.871	113.0	32.301	78.8	2:48.090	11	50.423	107.4	1:21.663	112.0	28.518	83.9	2:40.604
4	52.636	111.1	1:26.403	111.3	32.631	77.6	2:51.670	12	49.657	106.9	1:18.983	110.9	28.660	82.5	2:37.300
5	52.666	107.9	1:24.977	112.4	33.506	77.2	2:51.149	13	49.539	107.5	1:18.689	107.5	29.427	82.5	2:37.655
6	1:02.162	105.5	1:25.360	112.4	32.816	78.6	3:00.338	14	50.734	105.4	1:20.456	111.5	28.741	82.0	2:39.931
7	52.658	103.4	1:26.973	113.7	32.679	76.3	2:52.310	15	50.310	107.5	1:20.985	110.4	28.964	83.9	2:40.259
8	52.342	108.8	1:23.800	110.7	32.365	77.1	2:48.507	16	55.411	71.6	2:27.577	107.5	28.945	83.6	3:51.933



**Session Start: 10:21:04 - Finish: 11:11:24**  
**Weather/Track Conditions: Cloud / Dry**  
**Circuit: Silverstone Historic Grand Prix**  
**Track Length: 5.857 Km - 3.6394 miles**

# Silverstone Classic - 28 - 30 Jul 2017

## Stirling Moss Trophy For Pre '61 Sports Cars

### Race 3 - Sector Analysis

83 David Hart (MT6)								Lister Costin							
lap	Sect-1	Speed	Sect-2	Speed	Sect-3	Speed	Laptime Pit	lap	Sect-1	Speed	Sect-2	Speed	Sect-3	Speed	Laptime Pit
1		115.7	1:14.652	135.8	29.391	87.2	2:35.663	6	46.650	125.2	1:15.457	138.9	29.316	90.1	2:31.423
2	47.528	121.6	1:14.684	138.1	29.501	86.4	2:31.713	7	46.503	124.0	1:15.142	140.4	29.350	90.6	2:30.995
3	46.602	126.6	1:14.850	135.8	29.461	89.6	2:30.913	8	47.168	122.5	1:14.599	137.2	28.678	90.6	2:30.445
4	47.990	123.8	1:15.305	136.4	29.799	88.7	2:33.094	9	46.373	127.3	2:44.649	132.9	30.445	81.7	4:01.467 P
5	46.985	119.2	1:14.530	138.7	29.164	87.3	2:30.679	10							

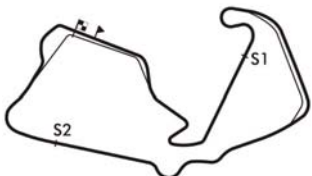
85 Nuthall-Fell (MT6)								Lister Jaguar Knobbly							
lap	Sect-1	Speed	Sect-2	Speed	Sect-3	Speed	Laptime Pit	lap	Sect-1	Speed	Sect-2	Speed	Sect-3	Speed	Laptime Pit
1		102.8	1:20.204	123.1	30.550	86.9	2:52.317	11	49.608	116.7	1:19.379	122.0	31.333	88.0	2:40.320
2	49.423	109.7	1:18.514	123.8	30.320	88.0	2:38.257	12	49.670	111.3	1:20.079	123.1	30.864	85.8	2:40.613
3	50.833	88.7	1:19.923	108.6	30.831	84.9	2:41.587	13	49.405	115.7	1:19.390	128.1	30.023	82.3	2:38.818
4	49.805	108.4	1:19.397	113.7	30.681	85.5	2:39.883	14	49.853	113.2	1:19.370	125.2	30.467	84.9	2:39.690
5	49.527	107.5	1:19.266	116.1	30.544	86.1	2:39.337	15	48.992	118.1	1:19.741	119.4	30.859	86.8	2:39.592
6	49.281	109.8	1:18.156	128.6	29.105	88.8	2:36.542	16	49.972	98.7	1:20.706	127.6	29.889	86.5	2:40.567
7	49.595	116.9	1:16.826	125.9	29.518	86.1	2:35.939	17	49.294	114.1	1:19.112	126.1	30.021	88.0	2:38.427
8	48.530	119.6	1:18.405	110.2	29.465	86.6	2:36.400	18	50.041	102.0	1:21.356	122.2	31.278	86.3	2:42.675
9	49.183	118.6	1:19.436	108.6	30.141	86.9	2:38.760	19	49.685	120.3	1:19.301	127.6	30.098	87.7	2:39.084
10	49.279	115.9	2:53.854	121.4	31.051	86.5	4:14.184 P	20							

88 Rob Barff (MT5)								Lotus 15							
lap	Sect-1	Speed	Sect-2	Speed	Sect-3	Speed	Laptime Pit	lap	Sect-1	Speed	Sect-2	Speed	Sect-3	Speed	Laptime Pit
1					27.948		2:29.746	11	45.766	131.1	1:13.318		27.658		2:26.742
2	47.822		1:13.556		27.768		2:29.146	12	45.464	127.3	1:13.207		28.223	91.3	2:26.894
3					27.735		2:26.830	13					27.930		2:26.227
4	45.378	125.0					2:26.612	14	45.632	130.3	2:36.055		27.519		3:49.206 P
5					27.792		2:27.597	15					27.698	91.9	2:26.751
6					28.818		2:28.311	16	46.996	126.4	1:13.911		27.895	90.1	2:28.802
7	46.589	127.6	1:13.080		28.803		2:28.472	17	46.355	125.2	1:14.138		28.193		2:28.686
8	45.529		1:13.609		27.911		2:27.049	18	45.277	127.3	1:13.222		28.058		2:26.557
9	46.517	128.3	1:14.345		28.786		2:29.648	19	45.499	129.3	1:12.939		28.299	90.1	2:26.737
10	45.628	128.6	1:13.300		27.968		2:26.896	20					28.462		2:27.982

99 Keen-McAlpine (MT2)								Kurtis 500S							
lap	Sect-1	Speed	Sect-2	Speed	Sect-3	Speed	Laptime Pit	lap	Sect-1	Speed	Sect-2	Speed	Sect-3	Speed	Laptime Pit
1		94.4	1:19.820		31.534		2:54.676	11	47.903	110.2	1:17.475		30.178		2:35.556
2	49.879	107.2	1:18.440		31.497		2:39.816	12	48.110	116.9	1:18.313		31.206		2:37.629
3	49.492	107.2	1:19.295		31.495		2:40.282	13	48.173	103.6	1:17.690		30.003		2:35.866
4	49.726	99.0	1:19.005		31.645		2:40.376	14	48.762	112.8	1:18.328		30.114		2:37.204
5	48.807	106.5	1:17.944		30.593		2:37.344	15	48.965	115.3	1:20.819		31.090		2:40.874
6	49.032	106.4	1:18.852		30.969		2:38.853	16	50.975	98.0	1:20.693		31.188		2:42.856
7	49.610	111.5	1:19.674		32.251		2:41.535	17	50.158	117.1	1:19.017		30.031		2:39.206
8	50.314	102.1	1:20.092		31.575		2:41.981	18	48.942	107.2	1:20.182		31.014		2:40.138
9	50.095	106.7	1:19.743		32.412		2:42.250	19	49.453	111.8	1:19.623		30.274		2:39.350
10	52.325	99.6	3:04.163		30.816		4:27.304 P	20							

111 Hans Hübner (MT6)								Lister Jaguar Knobbly							
lap	Sect-1	Speed	Sect-2	Speed	Sect-3	Speed	Laptime Pit	lap	Sect-1	Speed	Sect-2	Speed	Sect-3	Speed	Laptime Pit
1		98.7	1:22.269		31.231	82.7	2:57.493	10	51.603	101.7	2:58.828		30.596	80.6	4:21.027 P
2	49.758	117.5	1:19.303		31.514	82.2	2:40.575	11	49.291	114.1	1:18.506		30.985	84.5	2:38.782
3	50.287	101.8	1:20.385		31.417	82.2	2:42.089	12	48.599	115.5	1:18.480		32.407	79.6	2:39.486
4	49.145	120.5	1:18.971		31.419	84.0	2:39.535	13	49.509	102.9	1:18.443		30.720	84.8	2:38.672
5	49.140	111.8	1:19.537		31.086	83.0	2:39.763	14	49.178	119.8	1:18.500		30.946	84.5	2:38.624
6	49.252	120.3	1:19.704		31.213	83.0	2:40.169	15	49.789	121.4	1:19.517		30.535	82.7	2:39.841
7	49.390	119.8	1:18.368		31.415	85.3	2:39.173	16	52.175	114.3	1:23.289		31.584	81.0	2:47.048
8	49.163	113.2	1:19.215		31.668	83.1	2:40.046	17	52.663	99.6	1:25.030		33.878	77.9	2:51.571
9	48.837	117.1	1:18.546		33.010	80.4	2:40.393	18	51.596	102.9	1:23.280		32.360	78.0	2:47.236

117 Greensall-Milner (MT6)								Lister Costin							
lap	Sect-1	Speed	Sect-2	Speed	Sect-3	Speed	Laptime Pit	lap	Sect-1	Speed	Sect-2	Speed	Sect-3	Speed	Laptime Pit
1		120.3	1:18.051	131.3	29.191	87.7	2:36.891	2							



**Session Start: 10:21:04 - Finish: 11:11:24**  
**Weather/Track Conditions: Cloud / Dry**  
**Circuit: Silverstone Historic Grand Prix**  
**Track Length: 5.857 Km - 3.6394 miles**

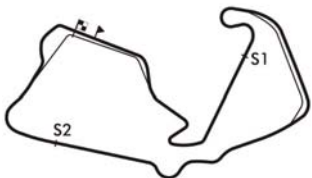
# Silverstone Classic - 28 - 30 Jul 2017

## Stirling Moss Trophy For Pre '61 Sports Cars

### Race 3 - Sector Analysis

122 Harris-Needell (MT6)								Lister Jaguar Knobbly							
lap	Sect-1	Speed	Sect-2	Speed	Sect-3	Speed	Laptime Pit	lap	Sect-1	Speed	Sect-2	Speed	Sect-3	Speed	Laptime Pit
1		95.9	1:26.890		35.102	81.6	3:01.782	8	50.034	114.7	1:21.210		30.346	84.5	2:41.590
2	55.036	100.2	1:26.478		31.990	80.6	2:53.504	9	49.728	115.3	1:22.982		30.991	84.5	2:43.701
3	51.868	112.8	1:21.704		31.268	83.7	2:44.840	10	50.852	113.6	1:20.837		30.541	84.7	2:42.230
4	52.474	107.0	1:22.466		31.277	83.6	2:46.217	11	50.637	111.8	3:04.527		29.055	89.4	4:24.219 P
5	50.950	115.1	1:20.975		31.349	84.4	2:43.274	12	49.094	114.1	1:16.736		28.505	91.8	2:34.335
6	50.719	110.7	1:20.588		30.737	86.3	2:42.044	13	47.707	127.3	1:14.919		29.557	87.4	2:32.183
7	49.360	106.7	1:22.177	116.3	31.236	85.7	2:42.773	14	48.268	127.8	1:14.949		28.483	89.6	2:31.700

123 Simon Ashworth (MTI)								Marina							
lap	Sect-1	Speed	Sect-2	Speed	Sect-3	Speed	Laptime Pit	lap	Sect-1	Speed	Sect-2	Speed	Sect-3	Speed	Laptime Pit
1		101.2	1:19.597	135.3	29.932	87.2	2:44.115	11	47.626	115.9	2:43.168		30.200	88.8	4:00.994 P
2	49.765	112.8	1:15.588	144.0	29.339	90.4	2:34.692	12	48.864	110.7	1:15.812	141.6	29.391	89.4	2:34.067
3	47.295	127.3	1:25.634	137.8	29.454	88.8	2:42.383	13	47.734	111.5	1:15.632		29.599	90.3	2:32.965
4	48.134	109.7	1:15.661	133.9	29.515	90.6	2:33.310	14	48.232	112.8	1:15.397	138.9	29.343	90.1	2:32.972
5	47.082	107.9	1:15.182		28.951	88.3	2:31.215	15	48.181	112.6	1:15.136	136.4	29.354	92.2	2:32.671
6	47.822	104.4	1:14.747	143.7	29.502	90.6	2:32.071	16	47.892	103.7	1:16.194	142.5	29.299	93.2	2:33.385
7	47.922	122.9	1:15.329		29.169	89.2	2:32.420	17	48.012	108.6	1:16.558	138.7	30.845	81.1	2:35.415
8	47.470	114.9	1:16.722	122.7	30.224	86.4	2:34.416	18	49.091	104.7	1:15.876	143.7	29.457	90.6	2:34.424
9	48.253	119.6	1:16.245	137.0	29.836	88.3	2:34.334	19	47.669	108.9	1:16.909	140.4	29.971	88.9	2:34.549
10	47.834	119.8	1:16.426	142.2	29.175	88.5	2:33.435	20							



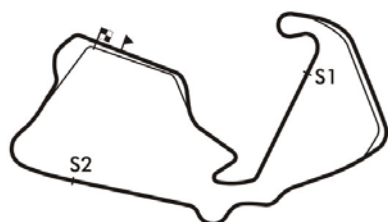
**Session Start: 10:21:04 - Finish: 11:11:24**  
**Weather/Track Conditions: Cloud / Dry**  
**Circuit: Silverstone Historic Grand Prix**  
**Track Length: 5.857 Km - 3.6394 miles**

# Silverstone Classic - 28 - 30 Jul 2017

## Stirling Moss Trophy For Pre '61 Sports Cars

### Race 3 - Best Sector Times

SECTOR 1			SECTOR 2			SECTOR 3			IDEAL / BEST LAP COMPARISON						
NO	TIME	LAP	NO	TIME	LAP	NO	TIME	LAP	NO	NAME	BEST	IN	IDEAL	DIFF	
1	1	44.703	7	41	1:11.714	2	1	27.048	7	41	Chris Ward	2:24.018	2	2:24.018	+0.000
2	41	44.849	2	33	1:12.555	2	29	27.387	10	8	Wood-Nuthall	2:25.564	3	2:25.446	+0.118
3	2	45.235	8	1	1:12.591	5	57	27.397	8	88	Rob Barff	2:26.227	13	2:25.735	+0.492
4	8	45.273	3	2	1:12.619	20	41	27.455	2	16	Richard Kent	2:26.347	2	2:25.967	+0.380
5	88	45.277	18	8	1:12.674	3	8	27.499	4	2	Gary Pearson	2:26.460	8	2:25.561	+0.899
6	33	45.364	2	16	1:12.821	20	88	27.519	14	66	Maers-Martin	2:26.987	11	2:26.784	+0.203
7	16	45.512	14	88	1:12.939	19	16	27.634	2	48	Thomas-Lyons	2:28.463	20	2:28.004	+0.459
8	66	45.575	11	66	1:13.447	12	2	27.707	16	12	Brooks-Smith	2:28.634	13	2:27.546	+1.088
9	12	46.046	7	12	1:13.680	13	33	27.750	2	29	Ahlers-Bellinger	2:29.128	10	2:29.095	+0.033
10	61	46.163	10	48	1:14.012	15	66	27.762	11	57	Ben Adams	2:29.724	10	2:29.092	+0.632
11	48	46.203	17	83	1:14.530	5	48	27.789	13	61	Fierro Eleta-Hart	2:30.325	10	2:29.476	+0.849
12	83	46.373	9	123	1:14.747	6	12	27.820	9	42	Paul Woolley	2:30.452	20	2:29.834	+0.618
13	29	46.391	11	122	1:14.919	13	42	27.989	20	123	Simon Ashworth	2:31.215	5	2:30.780	+0.435
14	57	46.614	13	61	1:15.027	3	3	27.995	2	27	Stefan Ziegler	2:32.484	5	2:31.419	+1.065
15	6	46.802	5	42	1:15.034	15	35	28.185	9	4	Champion-Stretton	2:32.885	17	2:32.386	+0.499
16	42	46.811	20	57	1:15.081	6	61	28.286	8	23	Jürg Tobler	2:34.095	7	2:33.210	+0.885
17	123	47.082	5	29	1:15.317	10	4	28.339	17	77	Mahmoud-Bustros	2:34.203	5	2:33.793	+0.410
18	27	47.126	4	6	1:15.441	4	122	28.483	14	18	Cannell-Ditheridge	2:34.694	5	2:34.157	+0.537
19	4	47.492	17	27	1:15.526	6	21	28.492	17	21	Yates-Mitchell	2:35.215	11	2:34.699	+0.516
20	122	47.707	13	4	1:16.555	15	79	28.518	11	99	Keen-McAlpine	2:35.556	11	2:35.381	+0.175
21	23	47.790	6	77	1:16.700	5	6	28.547	5	9	Serge Kriknoff	2:35.859	16	2:35.425	+0.434
22	3	47.885	8	23	1:16.740	7	83	28.678	8	85	Nuthall-Fell	2:35.939	7	2:34.461	+1.478
23	99	47.903	11	85	1:16.826	7	23	28.680	4	30	Ball C-Ball N	2:35.965	12	2:35.965	+0.000
24	30	47.992	12	18	1:16.853	5	27	28.767	5	35	Gregory De Prins	2:36.159	5	2:35.618	+0.541
25	18	48.093	11	3	1:17.018	2	123	28.951	5	36	Barrett-Shepherd	2:36.488	14	2:36.343	+0.145
26	77	48.099	6	99	1:17.475	11	77	28.994	5	5	Michael Malone	2:36.604	13	2:35.802	+0.802
27	21	48.128	12	30	1:17.513	12	85	29.105	6	79	Palmer-Cross	2:37.300	12	2:36.746	+0.554
28	9	48.137	16	5	1:17.587	12	117	29.191	1	25	Paul Griffin	2:37.567	18	2:37.411	+0.156
29	36	48.209	14	9	1:17.920	15	18	29.211	7	111	Hans Hübner	2:38.624	14	2:37.502	+1.122
30	85	48.530	8	117	1:18.051	1	9	29.368	10	14	Andrew McAlpine	2:42.478	4	2:41.959	+0.519
31	5	48.561	13	21	1:18.079	11	26	29.392	6	19	Emmerling-Hooper	2:42.498	10	2:41.436	+1.062
32	111	48.599	12	111	1:18.368	7	5	29.654	16	70	Nagamatsu-McClurg	2:43.249	11	2:42.166	+1.083
33	25	48.658	18	36	1:18.403	12	36	29.731	13	68	Marc Gordon	2:43.692	5	2:43.140	+0.552
34	35	48.771	5	25	1:18.535	18	14	29.795	13	45	Marc Valvekens	2:48.630	14	2:47.612	+1.018
35	10	49.432	3	35	1:18.662	6	10	29.963	2	1	Oliver Bryant	2:24.818	5	2:24.342	+0.476
36	79	49.539	13	79	1:18.689	13	99	30.003	13	33	Jon Minshaw	2:25.669	2	2:25.669	+0.000
37	19	49.591	10	26	1:20.166	5	25	30.218	14	83	David Hart	2:30.445	8	2:29.581	+0.864
38	70	49.750	9	70	1:20.677	11	68	30.399	5	6	John Young	2:31.191	5	2:30.790	+0.401
39	26	49.866	7	19	1:21.029	10	30	30.460	12	122	Harris-Needell	2:31.700	14	2:31.109	+0.591
40	117	49.948	2	14	1:21.510	4	111	30.535	15	3	Fowler-Lovett	2:33.596	2	2:32.898	+0.698
41	14	50.654	4	68	1:21.640	5	19	30.816	11	117	Greensall-Milner	2:36.891	1	2:37.190	+0.299
42	68	51.101	14	45	1:23.970	12	22	31.064	1	26	Bernberg-Ugo	2:39.781	5	2:39.424	+0.357
43	45	52.097	14	10	1:25.215	1	45	31.545	11	10	Gillett-Smith	2:55.874	1	2:44.610	+11.264
44	22	53.352	2	22	1:34.037	2	70	31.739	10	22	Costas Michael	2:59.445	1	2:58.453	+0.992



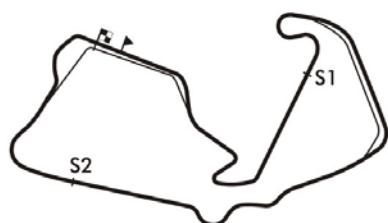
**Session Start: 10:21:04 - Finish: 11:11:24**  
**Weather/Track Conditions: Cloud / Dry**  
**Circuit: Silverstone Historic Grand Prix**  
**Track Length: 5.857 Km - 3.6394 miles**

# Silverstone Classic - 28 - 30 Jul 2017

## Stirling Moss Trophy For Pre '61 Sports Cars

### Race 3 - Best Sector Speeds

	NO	SECTOR 1	MPH	NO	SECTOR 2	MPH	NO	SECTOR 3	MPH
1	41	Chris Ward	135.0	2	Gary Pearson	149.5	2	Gary Pearson	94.5
2	2	Gary Pearson	134.8	33	Jon Minshaw	144.6	66	Maeers-Martin	94.5
3	33	Jon Minshaw	133.9	123	Simon Ashworth	144.0	33	Jon Minshaw	94.4
4	16	Richard Kent	133.2	16	Richard Kent	141.6	8	Wood-Nuthall	93.9
5	48	Thomas-Lyons	132.4	48	Thomas-Lyons	141.6	1	Oliver Bryant	93.7
6	8	Wood-Nuthall	132.1	83	David Hart	140.4	41	Chris Ward	93.5
7	88	Rob Barff	131.1	6	John Young	139.5	42	Paul Woolley	93.2
8	1	Oliver Bryant	130.6	8	Wood-Nuthall	138.7	123	Simon Ashworth	93.2
9	61	Fierro Eleta-Hart	129.8	12	Brooks-Smith	138.1	16	Richard Kent	92.7
10	12	Brooks-Smith	128.8	61	Fierro Eleta-Hart	134.2	61	Fierro Eleta-Hart	92.4
11	122	Harris-Needell	128.8	117	Greensall-Milner	131.3	12	Brooks-Smith	92.3
12	83	David Hart	127.3	66	Maeers-Martin	130.6	48	Thomas-Lyons	92.1
13	123	Simon Ashworth	127.3	1	Oliver Bryant	130.3	88	Rob Barff	91.9
14	66	Maeers-Martin	126.9	36	Barrett-Shepherd	129.6	122	Harris-Needell	91.8
15	30	Ball C-Ball N	125.2	85	Nuthall-Fell	128.6	27	Stefan Ziegler	91.1
16	6	John Young	124.7	5	Michael Malone	125.7	29	Ahlers-Bellinger	90.8
17	27	Stefan Ziegler	123.6	18	Cannell-Ditheridge	125.7	83	David Hart	90.6
18	36	Barrett-Shepherd	123.4	10	Gillett-Smith	125.4	6	John Young	90.2
19	111	Hans Hübner	121.4	70	Nagamatsu-McClurg	125.2	23	Jürg Tobler	90.1
20	85	Nuthall-Fell	120.3	77	Mahmoud-Bustros	125.2	57	Ben Adams	90.0
21	117	Greensall-Milner	120.3	25	Paul Griffin	124.0	77	Mahmoud-Bustros	89.8
22	5	Michael Malone	119.0	30	Ball C-Ball N	123.6	18	Cannell-Ditheridge	89.1
23	42	Paul Woolley	118.8	4	Champion-Stretton	123.1	4	Champion-Stretton	89.0
24	77	Mahmoud-Bustros	118.4	68	Marc Gordon	121.6	85	Nuthall-Fell	88.8
25	4	Champion-Stretton	118.1	9	Serge Kriknoff	121.4	3	Fowler-Lovett	88.2
26	18	Cannell-Ditheridge	117.1	29	Ahlers-Bellinger	119.8	9	Serge Kriknoff	88.0
27	99	Keen-McAlpine	117.1	57	Ben Adams	119.2	117	Greensall-Milner	87.7
28	29	Ahlers-Bellinger	116.3	23	Jürg Tobler	118.8	25	Paul Griffin	87.6
29	9	Serge Kriknoff	115.5	122	Harris-Needell	116.3	5	Michael Malone	87.4
30	25	Paul Griffin	115.3	21	Yates-Mitchell	114.3	36	Barrett-Shepherd	87.3
31	57	Ben Adams	115.1	26	Bernberg-Ugo	114.1	30	Ball C-Ball N	86.4
32	10	Gillett-Smith	114.7	79	Palmer-Cross	113.7	21	Yates-Mitchell	85.9
33	68	Marc Gordon	112.2	3	Fowler-Lovett	112.4	35	Gregory De Prins	85.5
34	23	Jürg Tobler	112.0	19	Emmerling-Hooper	110.0	111	Hans Hübner	85.3
35	3	Fowler-Lovett	111.3	35	Gregory De Prins	109.1	26	Bernberg-Ugo	85.2
36	79	Palmer-Cross	111.1	45	Marc Valvekens	106.5	70	Nagamatsu-McClurg	84.7
37	26	Bernberg-Ugo	110.9	14	Andrew McAlpine	0.0	14	Andrew McAlpine	84.4
38	21	Yates-Mitchell	110.6	22	Costas Michael	0.0	19	Emmerling-Hooper	84.4
39	14	Andrew McAlpine	109.5	27	Stefan Ziegler	0.0	10	Gillett-Smith	83.9
40	22	Costas Michael	109.5	41	Chris Ward	0.0	79	Palmer-Cross	83.9



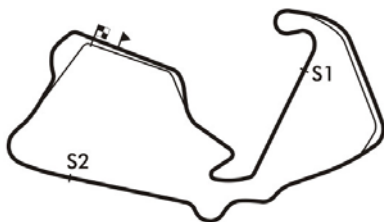
**Session Start: 10:21:04 - Finish: 11:11:24**  
**Weather/Track Conditions: Cloud / Dry**  
**Circuit: Silverstone Historic Grand Prix**  
**Track Length: 5.857 Km - 3.6394 miles**

# Silverstone Classic - 28 - 30 Jul 2017

## Stirling Moss Trophy For Pre '61 Sports Cars

### Race 3 - Best Sector Speeds

41	70	Nagamatsu-McClurg	109.3	42	Paul Woolley	0.0	68	Marc Gordon	83.5
42	19	Emmerling-Hooper	108.9	88	Rob Barff	0.0	45	Marc Valvekens	81.7
43	35	Gregory De Prins	106.7	99	Keen-McAlpine	0.0	22	Costas Michael	0.0
44	45	Marc Valvekens	106.7	111	Hans Hübner	0.0	99	Keen-McAlpine	0.0



**Session Start: 10:21:04 - Finish: 11:11:24**  
**Weather/Track Conditions: Cloud / Dry**  
**Circuit: Silverstone Historic Grand Prix**  
**Track Length: 5.857 Km - 3.6394 miles**

# Silverstone Classic - 28 - 30 Jul 2017

## Stirling Moss Trophy For Pre '61 Sports Cars

### Race 3 - Lap Chart

Lap 1			Lap 2			Lap 3			Lap 4			Lap 5			Lap 6		
NO	Behind	Laptime	NO	Behind	Laptime	NO	Behind	Laptime	NO	Behind	Laptime	NO	Behind	Laptime	NO	Behind	Laptime
41		2:25.771	41		2:24.018	41		2:25.295	41		2:25.941	41		2:25.091	41		2:27.769
2	1.884	2:27.655	2	5.192	2:27.326	2	6.603	2:26.706	2	8.437	2:27.775	1	8.348	2:24.818	1	6.008	2:25.429
16	3.384	2:29.155	16	5.713	2:26.347	16	7.187	2:26.769	1	8.621	2:27.210	2	11.349	2:28.003	10	4 LAPS	11:46.287
88	3.975	2:29.746	33	6.106	2:25.669	1	7.352	2:26.059	16	9.413	2:28.167	16	12.320	2:27.998	2	11.677	2:28.097
33	4.455	2:30.226	1	6.588	2:25.958	8	7.807	2:25.564	8	9.893	2:28.027	8	12.572	2:27.770	16	12.039	2:27.488
1	4.648	2:30.419	8	7.538	2:26.462	88	10.638	2:26.830	88	11.309	2:26.612	88	13.815	2:27.597	8	12.500	2:27.697
8	5.094	2:30.865	88	9.103	2:29.146	83	23.205	2:30.913	66	29.204	2:31.499	66	35.266	2:31.153	88	14.357	2:28.311
83	9.892	2:35.663	83	17.587	2:31.713	66	23.646	2:30.585	83	30.358	2:33.094	83	35.946	2:30.679	45	1 LAP	2:55.742
66	9.989	2:35.760	66	18.356	2:32.385	42	25.110	2:31.237	12	31.024	2:29.437	12	36.583	2:30.650	21	1 LAP	2:56.648
117	11.120	2:36.891	42	19.168	2:31.828	12	27.528	2:30.772	42	31.447	2:32.278	22	2 LAPS	6:37.659	79	2 LAPS	2:51.670
42	11.358	2:37.129	12	22.051	2:33.319	48	29.249	2:30.730	48	35.412	2:32.104	61	42.729	2:31.828	70	1 LAP	2:57.646
12	12.750	2:38.521	48	23.814	2:32.872	61	30.814	2:30.470	61	35.992	2:31.119	48	43.173	2:32.852	30	1 LAP	3:47.212
29	12.970	2:38.741	29	24.007	2:35.055	29	31.478	2:32.766	29	37.298	2:31.761	29	43.483	2:31.276	66	37.140	2:29.643
48	14.960	2:40.731	3	24.690	2:33.596	6	32.505	2:31.610	6	38.328	2:31.764	6	44.428	2:31.191	12	38.394	2:29.580
3	15.112	2:40.883	61	25.639	2:33.617	3	33.634	2:34.239	3	41.403	2:33.710	3	50.065	2:33.753	83	39.600	2:31.423
61	16.040	2:41.811	6	26.190	2:33.962	27	44.316	2:35.801	27	51.430	2:33.055	42	52.385	2:46.029	48	46.046	2:30.642
6	16.246	2:42.017	123	29.018	2:34.692	77	44.747	2:36.744	123	53.475	2:33.310	27	58.823	2:32.484	61	48.646	2:33.686
123	18.344	2:44.115	18	32.791	2:38.061	18	45.335	2:37.839	77	53.879	2:35.073	123	59.599	2:31.215	6	49.161	2:32.502
18	18.748	2:44.519	77	33.298	2:36.881	123	46.106	2:42.383	18	54.628	2:35.234	77	1:02.991	2:34.203	29	49.943	2:34.229
23	19.356	2:45.127	27	33.810	2:35.087	23	48.117	2:39.402	23	58.021	2:35.845	18	1:04.231	2:34.694	3	56.101	2:33.805
77	20.435	2:46.206	23	34.010	2:38.672	5	51.433	2:38.255	5	1:04.297	2:38.805	23	1:08.091	2:35.161	42	59.403	2:34.787
4	21.936	2:47.707	5	38.473	2:39.819	4	54.003	2:40.185	35	1:08.300	2:38.339	5	1:16.916	2:37.710	27	1:03.631	2:32.577
5	22.672	2:48.443	4	39.113	2:41.195	35	55.902	2:40.158	4	1:09.376	2:41.314	57	1 LAP	2:30.902	123	1:03.901	2:32.071
27	22.741	2:48.512	9	40.225	2:39.452	9	56.264	2:41.334	9	1:10.317	2:39.994	35	1:19.368	2:36.159	77	1:11.654	2:36.432
9	24.791	2:50.562	85	40.785	2:38.257	85	57.077	2:41.587	85	1:11.019	2:39.883	4	1:22.450	2:38.165	18	1:12.501	2:36.039
85	26.546	2:52.317	35	41.039	2:38.257	99	59.690	2:40.282	57	1 LAP	2:32.063	9	1:24.712	2:39.486	23	1:14.859	2:34.537
35	26.800	2:52.571	99	44.703	2:39.816	111	1:05.073	2:42.089	99	1:14.125	2:40.376	85	1:25.265	2:39.337	57	1 LAP	2:29.807
99	28.905	2:54.676	111	48.279	2:40.575	57	1 LAP	2:31.469	111	1:18.667	2:39.535	99	1:26.378	2:37.344	5	1:28.072	2:38.925
10	30.103	2:55.874	26	51.507	2:42.486	26	1:07.474	2:41.262	26	1:21.587	2:40.054	111	1:33.339	2:39.763	35	1:29.350	2:37.751
111	31.722	2:57.493	14	54.794	2:44.786	14	1:13.190	2:43.691	14	1:29.727	2:42.478	26	1:36.277	2:39.781	4	1:33.214	2:38.533
79	32.583	2:58.354	30	56.946	2:44.388	30	1:16.406	2:44.755	30	1:36.583	2:46.118	14	1:47.311	2:42.675	85	1:34.038	2:36.542
26	33.039	2:58.810	57	1 LAP	5:48.775	25	1:18.894	2:42.166	25	1:36.917	2:43.964	25	1:56.972	2:45.146	9	1:35.409	2:38.466
22	33.674	2:59.445	25	1:02.023	2:48.481	19	1:23.397	2:45.000	19	1:42.701	2:45.245	19	2:00.917	2:43.307	99	1:37.462	2:38.853
14	34.026	2:59.797	19	1:03.692	2:49.075	122	1:25.042	2:44.840	122	1:45.318	2:46.217	122	2:03.501	2:43.274	111	1:45.739	2:40.169
122	36.011	3:01.782	122	1:05.497	2:53.504	68	1:25.812	2:44.863	68	1:46.024	2:46.153	68	2:04.625	2:43.692	26	1:48.358	2:39.850
30	36.576	3:02.347	68	1:06.244	2:48.919	36	1:41.552	2:52.468	36	2:01.465	2:45.854	36	2:22.963	2:46.589	14	2:05.223	2:45.681
25	37.560	3:03.331	36	1:14.379	2:51.918	45	1:45.713	2:54.519	45	2:12.451	2:52.679				25	2:12.159	2:42.956
19	38.635	3:04.406	22	1:15.702	3:06.046	21	1:50.037	2:59.277	21	2:17.806	2:53.710				19	2:15.867	2:42.719
21	40.923	3:06.694	21	1:16.055	2:59.150	70	1:50.604	2:57.631	70	2:18.564	2:53.901				122	2:17.776	2:42.044
68	41.343	3:07.114	45	1:16.489	2:57.366	79	1 LAP	6:17.638	79	1 LAP	2:48.090				68	2:21.919	2:45.063
45	43.141	3:08.912	70	1:18.268	2:56.626												
70	45.660	3:11.431															
36	46.479	3:12.250															

Session Start: 10:21:04 - Finish: 11:11:24

Weather/Track Conditions: Cloud / Dry

Circuit: Silverstone Historic Grand Prix

Track Length: 5.857 Km - 3.6394 miles

# Silverstone Classic - 28 - 30 Jul 2017

## Stirling Moss Trophy For Pre '61 Sports Cars

### Race 3 - Lap Chart

Lap 7			Lap 8			Lap 9			Lap 10			Lap 11			Lap 12		
NO	Behind	Laptime	NO	Behind	Laptime	NO	Behind	Laptime	NO	Behind	Laptime	NO	Behind	Laptime	NO	Behind	Laptime
41		2:26.499	41		2:28.006	41		2:25.395	41		2:25.714	41		2:27.243	88		2:26.894
1	4.618	2:25.109	1	3.075	2:26.463	2	12.552	2:27.735	26	1 LAP	2:40.460	16	16.220	2:29.742	48	1 LAP	2:32.596
2	11.758	2:26.580	19	1 LAP	2:44.277	16	12.834	2:26.775	16	13.721	2:26.601	48	1 LAP	4:06.783	29	1 LAP	2:38.839
16	12.330	2:26.790	122	1 LAP	2:42.773	8	13.295	2:26.846	8	14.261	2:26.680	29	1 LAP	2:29.128	123	1 LAP	4:00.994
8	12.540	2:26.539	2	10.212	2:26.460	25	1 LAP	2:45.233	2	15.529	2:28.691	88	20.307	2:26.742	66	2 LAPS	7:25.810
88	16.330	2:28.472	16	11.454	2:27.130	88	19.626	2:29.648	29	1 LAP	4:03.852	30	2 LAPS	2:39.274	30	2 LAPS	2:40.434
36	1 LAP	2:47.655	8	11.844	2:27.310	14	1 LAP	2:50.052	88	20.808	2:26.896	122	1 LAP	2:42.230	23	1 LAP	4:07.592
45	1 LAP	2:52.995	68	1 LAP	2:46.295	122	1 LAP	2:41.590	30	2 LAPS	4:17.220	19	1 LAP	2:42.498	77	1 LAP	4:18.232
12	42.348	2:30.453	88	15.373	2:27.049	19	1 LAP	2:44.852	122	1 LAP	2:43.701	14	1 LAP	2:43.345	21	2 LAPS	2:36.683
66	42.615	2:31.974	36	1 LAP	2:47.588	68	1 LAP	2:45.199	19	1 LAP	2:43.312	21	2 LAPS	4:19.330	5	1 LAP	4:07.050
83	44.096	2:30.995	66	43.905	2:29.296	66	48.634	2:30.124	14	1 LAP	2:46.803	35	1 LAP	4:04.070	35	1 LAP	2:44.620
79	2 LAPS	2:51.149	12	44.665	2:30.323	12	51.324	2:32.054	12	1:01.962	2:36.352	61	1:16.027	2:34.383	41	1:11.304	3:58.505
21	1 LAP	2:54.288	83	46.535	2:30.445	36	1 LAP	2:46.236	61	1:08.887	2:30.325	85	1 LAP	4:14.184	9	1 LAP	4:10.090
48	51.918	2:32.371	48	56.568	2:32.656	48	1:03.235	2:32.062	36	1 LAP	2:50.413	4	1 LAP	4:14.828	4	1 LAP	2:35.924
30	1 LAP	2:47.881	61	59.091	2:32.440	61	1:04.276	2:30.580	70	2 LAPS	4:50.345	42	1:35.539	2:35.356	85	1 LAP	2:40.320
61	54.657	2:32.510	29	1:04.709	2:36.632	42	1:20.083	2:32.718	42	1:27.426	2:33.057	36	1 LAP	2:46.411	45	2 LAPS	4:32.159
6	55.481	2:32.819	45	1 LAP	2:54.218	3	1:21.021	2:34.696	123	1:32.892	2:33.435	27	1:41.681	2:34.836	42	1:21.631	2:33.293
29	56.083	2:32.639	3	1:11.720	2:35.886	123	1:25.171	2:34.334	27	1:34.088	2:33.006	70	2 LAPS	2:45.236	2	1:28.255	2:27.804
70	1 LAP	2:59.547	30	1 LAP	2:48.209	27	1:26.796	2:35.208	57	1 LAP	2:30.429	57	1 LAP	2:29.724	16	1:28.821	3:59.802
3	1:03.840	2:34.238	42	1:12.760	2:34.930	45	1 LAP	2:54.478	18	1:52.969	2:37.003	2	1:47.652	3:59.366	8	1:29.000	2:28.002
42	1:05.836	2:32.932	123	1:16.232	2:34.416	57	1 LAP	2:33.156	77	1:53.335	2:37.079	8	1:48.199	4:01.181	27	1:32.729	2:38.249
123	1:09.822	2:32.420	21	1 LAP	2:55.549	18	1:41.680	2:35.533	23	1:56.477	2:36.339	111	1 LAP	4:21.027	57	1 LAP	2:33.346
27	1:10.831	2:33.699	27	1:16.983	2:34.158	77	1:41.970	2:34.992	45	1 LAP	2:52.229	26	1 LAP	4:18.407	70	2 LAPS	2:44.017
18	1:21.792	2:35.790	79	2 LAPS	3:00.338	79	2 LAPS	2:52.310	79	2 LAPS	2:48.507	99	1 LAP	4:27.304	111	1 LAP	2:38.782
77	1:22.182	2:37.027	70	1 LAP	2:56.637	23	1:45.852	2:37.032	25	1 LAP	4:16.044	18	2:05.853	2:40.127	99	1 LAP	2:35.556
23	1:22.455	2:34.095	18	1:31.542	2:37.756	21	1 LAP	2:55.762	5	2:14.901	2:38.177	25	1 LAP	2:41.474	26	1 LAP	2:44.291
57	1 LAP	2:30.403	57	1 LAP	2:36.712	5	2:02.438	2:38.274	9	2:19.355	2:37.017	79	2 LAPS	2:49.249	25	1 LAP	2:40.200
10	4 LAPS	3:51.975	77	1:32.373	2:38.197	35	2:02.718	2:38.124	68	1 LAP	4:15.736	68	1 LAP	2:45.379			
5	1:39.699	2:38.126	23	1:34.215	2:39.766	85	2:05.237	2:38.760									
35	1:39.852	2:37.001	5	1:49.559	2:37.866	4	2:07.112	2:37.042									
85	1:43.478	2:35.939	35	1:49.989	2:38.143	9	2:08.052	2:36.888									
4	1:45.818	2:39.103	85	1:51.872	2:36.400	83	2:22.607	4:01.467									
9	1:47.532	2:38.622	4	1:55.465	2:37.653	99	2:23.328	2:42.250									
99	1:52.498	2:41.535	9	1:56.559	2:37.033	111	2:25.451	2:40.393									
111	1:58.413	2:39.173	99	2:06.473	2:41.981												
26	2:01.770	2:39.911	111	2:10.453	2:40.046												
14	2:25.202	2:46.478	26	2:14.012	2:40.248												
25	2:27.634	2:41.974															

**Session Start: 10:21:04 - Finish: 11:11:24**  
**Weather/Track Conditions: Cloud / Dry**  
**Circuit: Silverstone Historic Grand Prix**  
**Track Length: 5.857 Km - 3.6394 miles**



# Silverstone Classic - 28 - 30 Jul 2017

## Stirling Moss Trophy For Pre '61 Sports Cars

### Race 3 - Lap Chart

Lap 13			Lap 14			Lap 15			Lap 16			Lap 17			Lap 18		
NO	Behind	Laptime	NO	Behind	Laptime	NO	Behind	Laptime	NO	Behind	Laptime	NO	Behind	Laptime	NO	Behind	Laptime
88		2:26.227	41		2:25.401	41		2:26.405	41		2:27.009	41		2:28.151	41		2:27.942
14	2 LAPS	4:17.651	23	1 LAP	2:36.557	36	2 LAPS	2:37.294	19	2 LAPS	2:45.030	27	1 LAP	2:35.955	27	1 LAP	2:34.760
19	2 LAPS	4:19.700	21	2 LAPS	2:35.309	30	2 LAPS	2:38.535	68	2 LAPS	2:44.745	14	2 LAPS	2:46.553	88	14.272	2:26.557
122	2 LAPS	4:24.219	88	12.983	3:49.206	23	1 LAP	2:36.871	36	2 LAPS	2:36.488	88	15.657	2:28.686	14	2 LAPS	2:46.453
48	1 LAP	2:30.499	77	1 LAP	2:39.851	88	13.329	2:26.751	88	15.122	2:28.802	19	2 LAPS	2:45.848	16	24.023	2:28.487
61	1 LAP	4:10.110	5	1 LAP	2:36.604	21	2 LAPS	2:35.315	30	2 LAPS	2:38.789	16	23.478	2:27.945	2	24.526	2:26.753
68	2 LAPS	2:46.210	12	2 LAPS	2:30.129	12	2 LAPS	2:28.634	23	1 LAP	2:37.292	8	24.758	2:29.100	8	25.696	2:28.880
29	1 LAP	2:31.423	16	21.309	2:27.379	16	22.584	2:27.680	16	23.684	2:28.109	68	2 LAPS	2:50.312	12	2 LAPS	2:33.221
123	1 LAP	2:34.067	2	21.743	2:27.186	2	23.140	2:27.802	8	23.809	2:27.391	2	25.715	2:29.664	36	2 LAPS	2:38.545
66	2 LAPS	2:26.987	8	21.940	2:27.110	8	23.427	2:27.892	2	24.202	2:28.071	36	2 LAPS	2:39.819	19	2 LAPS	2:46.284
36	2 LAPS	4:26.270	4	1 LAP	2:35.656	5	1 LAP	2:38.014	12	2 LAPS	2:31.603	12	2 LAPS	2:31.321	23	1 LAP	2:37.163
30	2 LAPS	2:38.671	35	1 LAP	2:39.414	77	1 LAP	2:40.869	21	2 LAPS	2:35.513	30	2 LAPS	2:39.917	30	2 LAPS	2:42.290
23	1 LAP	2:37.685	9	1 LAP	2:38.324	4	1 LAP	2:32.949	4	1 LAP	2:33.312	23	1 LAP	2:38.764	21	2 LAPS	2:38.343
41	1:10.822	2:25.745	85	1 LAP	2:38.818	9	1 LAP	2:37.331	5	1 LAP	2:38.532	21	2 LAPS	2:35.400	68	2 LAPS	2:50.314
21	2 LAPS	2:35.215	57	1 LAP	2:34.522	35	1 LAP	2:38.480	77	1 LAP	2:38.788	4	1 LAP	2:34.230	4	1 LAP	2:32.885
77	1 LAP	2:42.486	27	42.002	2:35.793	85	1 LAP	2:39.690	9	1 LAP	2:36.365	5	1 LAP	2:37.996	5	1 LAP	2:38.224
5	1 LAP	2:37.241	99	1 LAP	2:35.866	99	1 LAP	2:37.204	35	1 LAP	2:36.393	77	1 LAP	2:38.117	77	1 LAP	2:37.280
35	1 LAP	2:40.201	45	2 LAPS	2:49.023	111	1 LAP	2:38.624	85	1 LAP	2:39.592	9	1 LAP	2:35.859	35	1 LAP	2:38.433
12	2 LAPS	8:04.423	111	1 LAP	2:38.672	18	1 LAP	2:38.890	99	1 LAP	2:40.874	35	1 LAP	2:38.929	9	1 LAP	2:51.493
4	1 LAP	2:34.884	18	1 LAP	2:40.068	79	3 LAPS	2:37.300	111	1 LAP	2:39.841	85	1 LAP	2:40.567	85	1 LAP	2:38.427
9	1 LAP	2:38.282	79	3 LAPS	2:40.604	45	2 LAPS	2:50.760	18	1 LAP	2:38.015	99	1 LAP	2:42.856	48	1:37.449	2:28.644
16	1:30.153	2:27.559	70	2 LAPS	2:51.263	26	1 LAP	2:43.223	79	3 LAPS	2:37.655	48	1:36.747	2:30.513	99	1 LAP	2:39.206
2	1:30.780	2:28.752	26	1 LAP	2:41.477	48	1:32.143	2:29.940	48	1:34.385	2:29.251	18	1 LAP	2:39.483	79	3 LAPS	2:40.259
8	1:31.053	2:28.280	48	1:28.608	2:29.042	70	2 LAPS	2:50.481	45	2 LAPS	2:48.630	79	3 LAPS	2:39.931	29	2:05.739	2:33.043
85	1 LAP	2:40.613	25	1 LAP	2:40.311	122	1 LAP	2:31.700	26	1 LAP	2:42.904	111	1 LAP	2:47.048	111	1 LAP	2:51.571
57	1 LAP	2:32.699	122	1 LAP	2:32.183	29	1:48.705	2:31.344	29	1:54.898	2:33.202	29	2:00.638	2:33.891	42	2:16.987	2:33.794
27	1:42.432	2:35.930	29	1:43.766	2:31.399	25	1 LAP	2:39.538	70	2 LAPS	2:47.664	45	2 LAPS	2:51.465	61	2:21.916	2:33.747
45	2 LAPS	2:50.703	61	1:47.585	2:34.841	61	1:57.996	2:36.816	25	1 LAP	2:40.742	42	2:11.135	2:32.987	66	1 LAP	2:32.720
70	2 LAPS	2:43.249	14	1 LAP	2:43.224	42	2:01.536	2:30.678	61	2:06.105	2:35.118	61	2:16.111	2:38.157	123	2:23.384	2:34.424
99	1 LAP	2:37.629	123	1:56.996	2:32.972	123	2:03.262	2:32.671	42	2:06.299	2:31.772	25	1 LAP	2:42.026	57	1 LAP	2:33.468
111	1 LAP	2:39.486	42	1:57.263	2:31.570	14	1 LAP	2:43.519	123	2:09.638	2:33.385	123	2:16.902	2:35.415			
18	1 LAP	5:06.448	19	1 LAP	2:44.733	57	1 LAP	4:00.725	66	1 LAP	2:30.178	66	1 LAP	2:29.632			
79	3 LAPS	4:44.062	66	1 LAP	2:29.923	66	1 LAP	2:28.776	57	1 LAP	2:31.654	70	2 LAPS	2:51.119			
26	1 LAP	2:44.179	68	1 LAP	2:45.201	27	2:20.253	4:04.656				57	1 LAP	2:30.766			
25	1 LAP	2:41.128															
48	2:35.789	2:29.061															
122	1 LAP	2:34.335															
14	1 LAP	2:44.095															
29	2:48.590	2:32.419															
61	2:48.967	2:36.258															
123	3:00.247	2:32.965															
19	1 LAP	2:57.534															
42	3:01.916	4:06.512															
68	1 LAP	2:48.577															

Session Start: 10:21:04 - Finish: 11:11:24

Weather/Track Conditions: Cloud / Dry

Circuit: Silverstone Historic Grand Prix

Track Length: 5.857 Km - 3.6394 miles

# Silverstone Classic - 28 - 30 Jul 2017

## Stirling Moss Trophy For Pre '61 Sports Cars

### Race 3 - Lap Chart

Lap 19			Lap 20		
NO	Behind	Laptime	NO	Behind	Laptime
41		2:27.353	41		2:27.387
25	2 LAPS	2:41.472	111	2 LAPS	2:47.236
45	3 LAPS	2:50.956	61	1 LAP	2:35.092
70	3 LAPS	2:49.771	123	1 LAP	2:34.549
88	13.656	2:26.737	57	2 LAPS	2:33.622
27	1 LAP	2:34.025	25	2 LAPS	2:37.567
16	24.071	2:27.401	88	14.251	2:27.982
2	24.417	2:27.244	27	1 LAP	2:35.552
8	25.850	2:27.507	16	24.043	2:27.359
12	2 LAPS	2:30.574	2	24.414	2:27.384
14	2 LAPS	2:46.279	8	24.472	2:26.009
36	2 LAPS	2:37.577	45	3 LAPS	2:49.915
23	1 LAP	2:38.287	70	3 LAPS	2:51.871
19	2 LAPS	2:44.670	12	2 LAPS	2:29.695
30	2 LAPS	2:39.389	79	4 LAPS	3:51.933
4	1 LAP	2:36.096	36	2 LAPS	2:37.952
18	2 LAPS	4:16.955	14	2 LAPS	2:46.333
21	2 LAPS	2:41.209	23	1 LAP	2:36.939
5	1 LAP	2:39.856	4	1 LAP	2:33.475
77	1 LAP	2:40.133	21	2 LAPS	2:35.942
35	1 LAP	2:37.709	19	2 LAPS	2:43.363
68	2 LAPS	3:08.410	18	2 LAPS	2:40.671
9	1 LAP	2:37.425	30	2 LAPS	2:52.721
48	1:39.606	2:29.510	5	1 LAP	2:38.220
85	1 LAP	2:42.675	77	1 LAP	2:38.227
99	1 LAP	2:40.138	48	1:40.682	2:28.463
29	2:11.307	2:32.921	9	1 LAP	2:38.992
42	2:23.503	2:33.869	68	2 LAPS	2:48.217
66	1 LAP	2:29.396	85	1 LAP	2:39.084
			35	1 LAP	3:16.642
			99	1 LAP	2:39.350
			29	2:17.129	2:33.209
			66	1 LAP	2:28.383
			42	2:26.568	2:30.452

**Session Start: 10:21:04 - Finish: 11:11:24**  
**Weather/Track Conditions: Cloud / Dry**  
**Circuit: Silverstone Historic Grand Prix**  
**Track Length: 5.857 Km - 3.6394 miles**



## Silverstone Classic - 28 - 30 Jul 2017

### John Fitzpatrick Trophy For Under 2 Litre Touring Cars (U2TC)

#### Race 4 - Classification - AMENDED

Sheet No:

POS	NO	DRIVER/S	CLASS	CLASS POS	CAR MAKE / MODEL	TIME	LAPS	GAP	DIFF	MPH	BEST	ON
1	97	Mark Sumpter	C	1	Ford Lotus Cortina	50:29.545	19	-- 19 laps		82.16	2:33.662	2
2	51	Perfetti Au-Perfetti Am	C	2	Ford Lotus Cortina	51:08.141	19	38.596	38.596	81.13	2:35.339	18
3	77	Jones-Ward	C	3	Ford Lotus Cortina	51:08.728	19	39.183	0.587	81.11	2:35.386	16
4	142	John Spiers	C	4	Ford Cortina	51:37.523	19	1:07.978	28.795	80.36	2:36.476	3
5	42	Curley-Sollis	B	1	Austin Mini Cooper S	51:39.223	19	1:09.678	1.700	80.32	2:37.530	9
6	43	Chris Middlehurst	B	2	Morris Mini Cooper S	51:41.058	19	1:11.513	1.835	80.27	2:37.275	12
7	888	Owens-Wheeler	B	3	Morris Mini Cooper S	51:41.068	19	1:11.523	0.010	80.27	2:36.913	3
8	87	Lewis-Kelly	B	4	Morris Mini Cooper S	51:46.128	19	1:16.583	5.060	80.14	2:35.723	17
9	52	Dutton-Brown	C	5	Ford Lotus Cortina	51:49.040	19	1:19.495	2.912	80.06	2:32.325	2
10	79	Haddon-Martin	C	6	Ford Lotus Cortina	51:54.682	19	1:25.137	5.642	79.92	2:35.301	8
11	21	Steve Maxted	B	5	Austin Mini Cooper S	52:03.335	19	1:33.790	8.653	79.70	2:38.884	5
12	91	Martin Strommen	C	7	Ford Lotus Cortina	52:06.494	19	1:36.949	3.159	79.62	2:36.989	11
13	71	Middlehurst-Kubota	C	8	Ford Lotus Cortina	52:11.253	19	1:41.708	4.759	79.50	2:37.002	9
14	170	Jewell-Myers	C	9	Ford Consul Cortina	52:41.478	19	2:11.933	30.225	78.73	2:37.004	3
15	81	Goff I-Goff M	D	1	BMW 1800 TI	52:42.697	19	2:13.152	1.219	78.70	2:39.174	9
16	41	Attard-Smith	C	10	Ford Lotus Cortina	52:44.380	19	2:14.835	1.683	78.67	2:39.426	18
17	195	Henry Mann	C	11	Ford Lotus Cortina	52:50.377	19	2:20.832	5.997	78.52	2:40.235	17
18	98	Pattle T-Pattle G	C	12	Ford Lotus Cortina	52:54.744	19	2:25.199	4.367	78.40	2:37.412	5
19	2	Neal Gordon	B	6	Austin Mini Cooper	53:51.064	19	3:21.519	56.320	77.04	2:40.361	14
20	20	Hunt T-Hunt M	B	7	Morris Mini Cooper S	50:30.702	18	-- 18 laps		77.81	2:41.166	6
21	96	Walker J-Walker R	C	13	Ford Lotus Cortina	50:35.033	18	4.331	4.331	77.70	2:38.208	3
22	48	Letts-James	D	2	BMW 1800 Ti	50:59.795	18	29.093	24.762	77.07	2:39.323	4
23	84	Steve Jones	B	8	Morris Mini Cooper S	51:00.110	18	29.408	0.315	77.06	2:42.115	8
24	67	Pink-Mansell	C	14	Ford Lotus Cortina	51:06.503	18	35.801	6.393	76.90	2:39.290	13
25	3	Robert Nyquist	B	9	Austin Mini Cooper S	52:15.568	18	1:44.866	1:09.065	75.21	2:45.654	15
26	57	Overington-Steele	C	15	Ford Lotus Cortina	52:48.207	18	2:17.505	32.639	74.43	2:44.107	16
27	110	Patterson-Dunbar	D	3	BMW 1800 Ti	53:13.245	18	2:42.543	25.038	73.85	2:49.224	16
28	61	Alexandru Ciolan	B	10	Austin Mini Cooper S	51:15.375	17	-- 17 laps	51.983	72.42	2:51.414	14
29	106	Chase-Gardener-Hartogs	C	16	Alfa Romeo Giulia Sprint	51:17.849	17	2.474	2.474	72.36	2:49.539	7

----- NOT CLASSIFIED -----

DNF 7	Steve Soper	C		Ford Lotus Cortina	45:13.614	17	-- 17 laps			82.08	2:32.986	3
DNF 59	Birkett-Littlejohn	B		Morris Mini Cooper S	48:14.083	17	-- 17 laps	3:00.469		76.96	2:39.098	15
DNF 100	Shaw-Hyett	D		BMW 1800 TiSA	40:51.291	15	-- 15 laps			80.17	2:34.588	3
DNF 78	Mark Jones	C		Ford Lotus Cortina Mk1	38:02.581	14	-- 14 laps			80.36	2:35.488	3
DNF 38	Hazell-Stretton	C		Ford Lotus Consul	41:03.398	14	3:00.817	3:00.817		74.46	2:37.019	8
DNF 28	Johnson-Kniil Jones	B		Austin Mini Cooper S	19:27.408	7	-- 7 laps --			78.56	2:44.662	4
DNF 155	Raymond Low	B		Austin Mini Cooper S	16:39.100	6	-- 6 laps --			78.68	2:42.091	5
DNF 15	Baldwin-Churchill	B		Austin Mini Cooper S	10:55.201	4	-- 4 laps --			79.98	2:41.147	2
DNF 9	Wright-Twyman	B		Morris Mini Cooper S	11:52.822	4	57.621	57.621		73.51	2:50.822	2
DNF 13	Wolfe-Meaden	C		Ford Lotus Cortina	7:46.227	3	-- 3 laps --			84.30	2:33.631	2
DNF 11	Kane Astin	B		Mini Cooper S	5:29.227	2	-- 2 laps --	20.332		79.59	2:40.327	2
DNF 75	Richard Bateman	C		Ford Lotus Cortina	7:24.338	2	1:55.111	1:55.111		58.97	3:00.676	1

----- FASTEST LAP SUMMARY -----

NO	DRIVER/S	CLASS	CAR MAKE / MODEL	FASTEST LAP	ON	MPH
52	Dutton-Brown	C	Ford Lotus Cortina	2:32.325	2	86.01
100	Shaw-Hyett	D	BMW 1800 TiSA	2:34.588	3	84.75
87	Lewis-Kelly	B	Morris Mini Cooper S	2:35.723	17	84.13

Cars 2 & 52 - One minute time penalty (Speeding in pit lane - Final Instructions 35 refers)

Session Start: 11:30:25 - Finish: 12:20:53

Weather/Track Conditions: Cloud / Dry

Circuit: Silverstone Historic Grand Prix

Track Length: 5.857 Km - 3.6394 miles

These results are provisional until the conclusion of any judicial and technical matters.

Clerk of the Course:	Timekeeper:	Issued at:
----------------------	-------------	------------

# Silverstone Classic - 28 - 30 Jul 2017

## John Fitzpatrick Trophy For Under 2 Litre Touring Cars (U2TC)

### Race 4 - Sector Analysis

2 Neal Gordon (B)								Austin Mini Cooper							
lap	Sect-1	Speed	Sect-2	Speed	Sect-3	Speed	Laptime Pit	lap	Sect-1	Speed	Sect-2	Speed	Sect-3	Speed	Laptime Pit
1		106.4	1:21.570		30.820	80.1	2:49.906	11	50.568	104.2	1:21.026		29.470	80.9	2:41.064
2	50.758	108.4	1:21.173		29.867	78.1	2:41.798	12	50.231	104.0	2:43.119		29.351	81.8	4:02.701 P
3	51.606	106.9	1:21.289		29.522	81.3	2:42.417	13	50.467	106.0	1:22.658		29.544	82.0	2:42.669
4	51.008	106.4	1:21.810		29.498	80.7	2:42.316	14	49.972	105.4	1:20.899		29.490	78.1	2:40.361
5	50.840	104.2	1:20.908		29.427	81.9	2:41.175	15	50.929	106.0	1:20.834		29.479	82.3	2:41.242
6	50.174	103.7	1:21.151		29.353	81.9	2:40.678	16	50.100	104.7	1:21.311		29.617	81.2	2:41.028
7	50.199	103.9	1:20.918		29.293	81.0	2:40.410	17	50.458	104.2	1:21.648		29.989	79.9	2:42.095
8	50.392	103.4	1:21.199		29.379	81.2	2:40.970	18	50.860	104.4	1:21.417		42.819	58.5	2:55.096
9	50.404	104.5	1:20.819		29.412	82.5	2:40.635	19	52.811	106.7	1:21.231		29.805	80.5	2:43.847
10	50.163	104.4	1:21.152		29.341	81.5	2:40.656	20							

3 Robert Nyquist (B)								Austin Mini Cooper S							
lap	Sect-1	Speed	Sect-2	Speed	Sect-3	Speed	Laptime Pit	lap	Sect-1	Speed	Sect-2	Speed	Sect-3	Speed	Laptime Pit
1		96.1	1:26.655	105.7	32.336	76.6	3:04.846	10	52.632	100.8	2:52.724	103.4	30.676	78.0	4:16.032 P
2	53.872	98.0	1:26.921	104.2	31.981	77.7	2:52.774	11	51.732	101.4	1:24.301	103.7	30.812	79.6	2:46.845
3	53.811	101.5	1:25.659	104.0	31.830	78.5	2:51.300	12	52.041	102.1	1:23.944	103.6	30.578	79.3	2:46.563
4	53.360	101.1	1:24.873	104.5	32.988	70.4	2:51.221	13	52.529	102.9	1:24.338	102.6	30.753	79.3	2:47.620
5	53.331	102.1	1:25.233	103.4	32.093	73.4	2:50.657	14	53.552	101.7	1:25.696	106.2	30.165	80.2	2:49.413
6	53.562	102.8	1:23.685		30.963	77.4	2:48.210	15	51.805	102.8	1:23.418	104.2	30.431	74.7	2:45.654
7	52.804	100.8	1:23.786		31.913	71.8	2:48.503	16	52.494	101.5	1:24.004	103.1	31.026	78.3	2:47.524
8	52.950	102.5	1:24.413	104.2	30.720	77.9	2:48.083	17	51.824	101.2	1:23.501	104.2	30.666	79.3	2:45.991
9	52.437	100.0	1:23.745		31.035	78.8	2:47.217	18	52.127	102.3	1:24.099	103.9	30.889	78.8	2:47.115

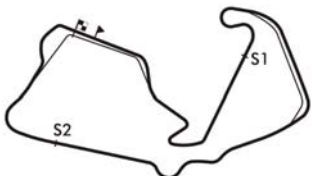
7 Steve Soper (C)								Ford Lotus Cortina							
lap	Sect-1	Speed	Sect-2	Speed	Sect-3	Speed	Laptime Pit	lap	Sect-1	Speed	Sect-2	Speed	Sect-3	Speed	Laptime Pit
1		112.8	1:17.295		28.497	84.8	2:33.892	10	48.355	114.7	1:17.426		28.609	84.9	2:34.390
2	48.118	114.1	1:16.502		28.414	86.4	2:33.034	11	48.551	114.7	2:51.281		28.560	86.5	4:08.392 P
3	48.217	114.1	1:16.662		28.107	86.5	2:32.986	12	48.216	116.7	1:17.213		28.738	85.6	2:34.167
4	47.947	115.9	1:17.397		28.691	86.1	2:34.035	13	48.576	115.5	1:17.384		28.725	87.0	2:34.685
5	48.468	115.1	1:17.337		28.495	85.8	2:34.300	14	48.389	115.7	1:16.844		28.293	86.3	2:33.526
6	48.272	114.3	1:17.340		28.600	85.3	2:34.212	15	48.288	115.5	1:17.246		28.354	85.7	2:33.888
7	48.031	115.3	1:17.050		28.614	86.6	2:33.695	16	48.271	116.7	1:17.187		28.570	85.3	2:34.028
8	48.523	114.9	1:17.248		28.689	85.7	2:34.460	17	48.479	116.7	1:18.485		28.373	86.3	2:35.337
9	48.362	114.5	1:17.574		28.651	85.9	2:34.587	18							

9 Wright-Twyman (B)								Morris Mini Cooper S							
lap	Sect-1	Speed	Sect-2	Speed	Sect-3	Speed	Laptime Pit	lap	Sect-1	Speed	Sect-2	Speed	Sect-3	Speed	Laptime Pit
1		101.5	1:26.259		31.920	79.4	2:59.856	3	53.633	97.7	1:27.058		32.780	77.6	2:53.471
2	52.939	101.7	1:25.818		32.065	78.6	2:50.822	4	53.426	102.0	1:26.256		48.991	9.0	3:08.673

11 Kane Astin (B)								Mini Cooper S							
lap	Sect-1	Speed	Sect-2	Speed	Sect-3	Speed	Laptime Pit	lap	Sect-1	Speed	Sect-2	Speed	Sect-3	Speed	Laptime Pit
1		104.4	1:21.837	112.0	30.034	79.7	2:48.900	2	51.065	107.9	1:20.250		29.012	81.1	2:40.327

13 Wolfe-Meaden (C)								Ford Lotus Cortina							
lap	Sect-1	Speed	Sect-2	Speed	Sect-3	Speed	Laptime Pit	lap	Sect-1	Speed	Sect-2	Speed	Sect-3	Speed	Laptime Pit
1		113.0	1:17.804		28.632	85.4	2:35.264	3	48.186	114.1	1:19.738		29.408	84.1	2:37.332
2	47.684	114.1	1:17.188		28.759	84.9	2:33.631	4							

15 Baldwin-Churchill (B)								Austin Mini Cooper S							
lap	Sect-1	Speed	Sect-2	Speed	Sect-3	Speed	Laptime Pit	lap	Sect-1	Speed	Sect-2	Speed	Sect-3	Speed	Laptime Pit
1		107.4	1:21.919		30.801	81.6	2:49.566	3	50.503	105.0	1:21.088	108.6	29.699	81.3	2:41.290
2	50.611	108.8	1:21.097		29.439	82.6	2:41.147	4	50.607	106.4	1:21.892	103.7	30.699	77.6	2:43.198



**Session Start: 11:30:25 - Finish: 12:20:53**  
**Weather/Track Conditions: Cloud / Dry**  
**Circuit: Silverstone Historic Grand Prix**  
**Track Length: 5.857 Km - 3.6394 miles**

# Silverstone Classic - 28 - 30 Jul 2017

## John Fitzpatrick Trophy For Under 2 Litre Touring Cars (U2TC)

### Race 4 - Sector Analysis

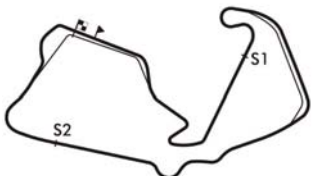
20 Hunt T-Hunt M (B)							Morris Mini Cooper S										
lap	Sect-1	Speed	Sect-2	Speed	Sect-3	Speed	Laptime	Pit	lap	Sect-1	Speed	Sect-2	Speed	Sect-3	Speed	Laptime	Pit
1		102.6	1:23.551		30.031	80.7	2:55.587		10	51.616	101.5	1:22.774		29.493	79.7	2:43.883	
2	52.751	101.1	1:23.658		30.787	81.1	2:47.196		11	50.581	102.1	2:45.515		30.092	82.3	4:06.188	P
3	52.199	105.8	1:21.538		30.641	76.3	2:44.378		12	51.188	102.6	1:22.487		29.788	82.2	2:43.463	
4	51.708	102.3	1:20.961		29.378	82.0	2:42.047		13	50.600	104.4	1:21.510		30.139	79.0	2:42.249	
5	51.603	106.7	1:20.951		29.749	80.8	2:42.303		14	52.787	103.1	1:22.947		29.724	81.5	2:45.458	
6	50.442	102.6	1:21.273		29.451	81.7	2:41.166		15	51.125	102.8	1:22.053		30.405	79.2	2:43.583	
7	51.513	101.5	1:21.318		29.319	78.5	2:42.150		16	50.516	107.0	1:21.388		29.423	82.4	2:41.327	
8	51.055	102.1	1:21.401		29.447	79.9	2:41.903		17	50.535	104.4	1:23.014		29.755	80.7	2:43.304	
9	51.028	100.6	1:21.458		29.527	80.2	2:42.013		18	50.716	102.5	1:22.140		29.648	82.6	2:42.504	

21 Steve Maxted (B)							Austin Mini Cooper S										
lap	Sect-1	Speed	Sect-2	Speed	Sect-3	Speed	Laptime	Pit	lap	Sect-1	Speed	Sect-2	Speed	Sect-3	Speed	Laptime	Pit
1		108.2	1:22.248		30.327	81.9	2:48.599		11	49.739	106.0	1:20.713		29.181	84.3	2:39.633	
2	50.825	105.4	1:20.265		29.173	83.8	2:40.263		12	49.445	107.2	1:20.962		28.986	84.1	2:39.393	
3	50.288	105.8	1:20.613		29.657	84.0	2:40.558		13	50.387	105.7	1:20.601		29.128	84.4	2:40.116	
4	50.821	106.2	1:20.343		29.219	83.8	2:40.383		14	49.589	104.7	1:20.196		30.004	79.1	2:39.789	
5	49.737	105.5	1:19.891		29.256	84.3	2:38.884		15	50.500	106.7	1:20.526		29.206	84.4	2:40.232	
6	49.636	105.8	1:20.203		29.332	82.3	2:39.171		16	49.671	105.8	1:20.456		29.305	83.9	2:39.432	
7	49.642	105.7	1:20.491		29.099	82.8	2:39.232		17	49.668	106.2	1:20.548		29.072	83.0	2:39.288	
8	49.993	104.9	1:20.836		29.310	82.4	2:40.139		18	49.950	106.0	1:20.625		29.322	84.6	2:39.897	
9	49.888	104.7	1:20.665		29.275	82.8	2:39.828		19	49.958	106.4	1:20.227		29.187	81.9	2:39.372	
10	49.701	105.7	2:40.289		29.136	84.2	3:59.126	P	20								

28 Johnson-Knill Jones (B)							Austin Mini Cooper S										
lap	Sect-1	Speed	Sect-2	Speed	Sect-3	Speed	Laptime	Pit	lap	Sect-1	Speed	Sect-2	Speed	Sect-3	Speed	Laptime	Pit
1		105.7	1:23.648		30.740		2:54.086		5	52.474	104.7	1:22.353		30.376		2:45.203	
2	51.298	103.9	1:22.890		31.173		2:45.361		6	52.283	101.4	1:23.218		29.820		2:45.321	
3	51.892	104.0	1:22.740		30.096		2:44.728		7	51.504	101.8	1:23.530		33.013		2:48.047	
4					29.931	82.3	2:44.662		8								

38 Hazell-Stretton (C)							Ford Lotus Consul Cortina										
lap	Sect-1	Speed	Sect-2	Speed	Sect-3	Speed	Laptime	Pit	lap	Sect-1	Speed	Sect-2	Speed	Sect-3	Speed	Laptime	Pit
1		108.1	1:22.729		29.808	84.4	2:47.673		8	49.347	111.7	1:18.860		28.812	86.1	2:37.019	
2	50.444	110.6	1:20.348		30.044	84.8	2:40.836		9	49.405	109.5	1:19.720		28.946	85.3	2:38.071	
3	49.818	111.7	1:21.072		29.798	83.9	2:40.688		10	49.197	110.6	1:19.037		29.236	86.1	2:37.470	
4	50.536	109.7	1:20.077		29.462	84.4	2:40.075		11	49.295	111.7	1:18.908		29.125	84.7	2:37.328	
5	50.446	109.5	1:20.557		29.962	81.4	2:40.965		12	49.093	111.3	1:18.887		30.046	80.6	2:38.026	
6	51.102	110.2	2:44.849		29.176	85.3	4:05.127	P	13	49.472	110.0	3:43.681		28.705	85.8	5:01.858	P
7	49.445	110.6	1:20.354		28.802	85.3	2:38.601		14	50.644	110.4	1:20.203		28.814	85.6	2:39.661	

41 Attard-Smith (C)							Ford Lotus Cortina										
lap	Sect-1	Speed	Sect-2	Speed	Sect-3	Speed	Laptime	Pit	lap	Sect-1	Speed	Sect-2	Speed	Sect-3	Speed	Laptime	Pit
1		106.7	1:22.249		30.672	73.4	2:52.279		11	50.157	106.0	1:20.811		28.954	80.3	2:39.922	
2	51.186	108.6	1:21.565		30.590	81.6	2:43.341		12	50.225	107.5	1:20.977		29.165	82.7	2:40.367	
3	50.561	107.2	1:20.963		30.630	81.2	2:42.154		13	50.241	106.4	1:20.891		29.315	81.2	2:40.447	
4	50.605	107.2	1:21.784		30.412	82.3	2:42.801		14	50.970	106.7	1:20.685		29.549	81.9	2:41.204	
5	50.755	105.7	1:22.721		30.505	81.4	2:43.981		15	49.966	108.8	1:20.073		30.367	79.9	2:40.406	
6	50.799	105.4	2:56.532		29.234	80.8	4:16.565	P	16	49.918	108.4	1:20.509		29.028	83.1	2:39.455	
7	50.875	104.9	1:21.586		29.423	82.7	2:41.884		17	50.248	108.4	1:19.875		29.312	81.9	2:39.435	
8	50.653	104.7	1:20.934		29.256	81.5	2:40.843		18	50.061	107.4	1:19.818		29.547	79.2	2:39.426	
9	50.703	105.0	1:20.557		29.165	80.9	2:40.425		19	50.503	109.5	1:19.898		29.492	81.3	2:39.893	
10	50.419	107.5	1:20.206		28.927	83.2	2:39.552		20								



**Session Start: 11:30:25 - Finish: 12:20:53**  
**Weather/Track Conditions: Cloud / Dry**  
**Circuit: Silverstone Historic Grand Prix**  
**Track Length: 5.857 Km - 3.6394 miles**

# Silverstone Classic - 28 - 30 Jul 2017

## John Fitzpatrick Trophy For Under 2 Litre Touring Cars (U2TC)

### Race 4 - Sector Analysis

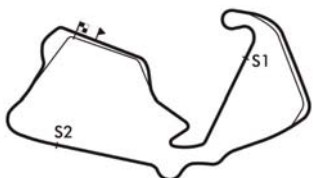
42 Curley-Sollis (B)								Austin Mini Cooper S							
lap	Sect-1	Speed	Sect-2	Speed	Sect-3	Speed	Laptime Pit	lap	Sect-1	Speed	Sect-2	Speed	Sect-3	Speed	Laptime Pit
1		106.0	1:21.581	109.8	29.091	82.5	2:46.144	11	49.496	106.0	2:40.253	108.1	29.668	82.4	3:59.417 P
2	49.557	106.2	1:20.043	109.1	28.617	81.8	2:38.217	12	49.662	106.4	1:19.485	110.0	29.128	80.9	2:38.275
3	49.598	107.0	1:19.245	109.5	28.736	81.0	2:37.579	13	51.069	105.4	1:19.563	106.7	29.227	83.4	2:39.859
4	50.051	106.2	1:19.866	108.6	28.900	82.8	2:38.817	14	49.672	107.0	1:20.178	110.2	29.152	83.2	2:39.002
5	49.816	105.4	1:19.611	107.0	29.003	81.8	2:38.430	15	49.634	107.7	1:20.892	110.2	29.282	84.2	2:39.808
6	49.823	104.5	1:19.837	108.8	28.726	83.4	2:38.386	16	49.389	106.4	1:19.923	110.2	29.217	83.7	2:38.529
7	49.577	106.0	1:19.314	108.8	28.722	82.6	2:37.613	17	49.099	107.7	1:19.783	108.6	29.085	83.5	2:37.967
8	49.628	106.0	1:19.106	108.6	28.889	82.0	2:37.623	18	49.600	103.9	1:20.363	108.2	29.170	82.6	2:39.133
9	49.756	105.2	1:19.174	109.5	28.600	83.4	2:37.530	19	49.504	105.8	1:19.706	106.9	29.169	82.7	2:38.379
10	49.572	105.4	1:20.056	108.1	28.887	81.8	2:38.515	20							

43 Chris Middlehurst (B)								Morris Mini Cooper S							
lap	Sect-1	Speed	Sect-2	Speed	Sect-3	Speed	Laptime Pit	lap	Sect-1	Speed	Sect-2	Speed	Sect-3	Speed	Laptime Pit
1		106.0	1:20.163		28.921	81.2	2:43.743	11	49.531	104.9	1:19.486		28.838	82.7	2:37.855
2	50.202	106.5	1:18.850		28.969	79.0	2:38.021	12	49.159	107.9	1:19.629		28.487	83.1	2:37.275
3	49.493	107.7	1:20.025		28.734	82.5	2:38.252	13	49.870	106.5	1:20.050		29.172	82.7	2:39.092
4	49.879	107.5	1:19.320		28.446	81.2	2:37.645	14	49.932	96.3	1:21.637		28.640	82.1	2:40.209
5	49.816	104.7	1:18.936		28.632	81.3	2:37.384	15	50.925	99.9	1:20.503		28.789	83.1	2:40.217
6	49.288	107.0	1:19.589		28.711	81.9	2:37.588	16	50.229	103.4	1:19.720		28.612	83.4	2:38.561
7	50.292	106.5	1:19.666		28.599	83.2	2:38.557	17	49.894	105.2	1:20.343		28.862	80.5	2:39.099
8	49.600	107.2	2:43.851		29.406	76.8	4:02.857 P	18	49.881	105.7	1:20.576		28.781	80.8	2:39.238
9	49.561	107.2	1:19.594		28.649	83.1	2:37.804	19	50.862	109.8	1:19.999		28.952	85.4	2:39.813
10	49.385	104.0	1:19.867		28.596	82.5	2:37.848	20							

48 Letts-James (D)								BMW 1800 Ti							
lap	Sect-1	Speed	Sect-2	Speed	Sect-3	Speed	Laptime Pit	lap	Sect-1	Speed	Sect-2	Speed	Sect-3	Speed	Laptime Pit
1		109.1	1:21.591		30.389	78.5	2:50.349	10	50.706	110.4	2:54.082		32.752	76.0	4:17.540 P
2	50.483	112.6	1:20.470		30.033	84.1	2:40.986	11	51.590	107.7	1:23.859		31.534	79.0	2:46.983
3	49.829	112.6	1:20.015		29.799	83.7	2:39.643	12	50.925	110.4	1:24.539		31.999	79.6	2:47.463
4	49.931	111.7	1:20.008		29.384	84.3	2:39.323	13	51.317	111.1	1:22.221		31.862	77.8	2:45.400
5	50.569	104.7	1:21.050		30.132	80.7	2:41.751	14	53.054	108.9	1:24.382		32.157	73.9	2:49.593
6	49.747	111.3	1:20.287		29.802	78.4	2:39.836	15	52.472	110.2	1:24.493		32.327	80.7	2:49.292
7	49.721	110.2	1:21.058		29.884	77.3	2:40.663	16	51.641	108.9	1:23.803		31.721	78.1	2:47.165
8	50.142	109.1	1:21.965		29.885	78.2	2:41.992	17	52.139	104.7	1:27.877		32.548	72.2	2:52.564
9	51.385	110.2	1:20.893		30.105	84.1	2:42.383	18	52.019	109.8	1:23.764		31.086	80.4	2:46.869

51 Perfetti Au-Perfetti Am (C)								Ford Lotus Cortina							
lap	Sect-1	Speed	Sect-2	Speed	Sect-3	Speed	Laptime Pit	lap	Sect-1	Speed	Sect-2	Speed	Sect-3	Speed	Laptime Pit
1		112.4	1:18.165	117.9	29.937	77.6	2:37.979	11	49.210	112.2	1:18.577	117.7	28.798	84.8	2:36.585
2	50.065	115.3	1:18.034	117.1	28.928	82.3	2:37.027	12	48.590	114.7	1:19.335	117.9	29.458	85.8	2:37.383
3	48.815	113.9	1:17.743	118.4	29.016	83.7	2:35.574	13	48.553	113.6	1:18.583	117.3	28.915	83.4	2:36.051
4	48.970	114.1	1:21.350	117.1	28.954	83.5	2:39.274	14	48.561	114.5	1:18.696	116.5	28.841	85.2	2:36.098
5	49.132	112.8	1:20.101	116.7	29.272	85.5	2:38.505	15	48.671	112.6	1:18.512	116.1	28.875	85.6	2:36.058
6	48.624	113.9	1:18.930	117.1	29.654	82.3	2:37.208	16	48.811	113.4	1:18.210	116.3	28.761	84.8	2:35.782
7	49.401	113.0	2:49.838	116.5	29.151	85.7	4:08.390 P	17	48.480	113.7	1:18.306	116.5	28.778	84.8	2:35.564
8	49.161	112.4	1:18.126	116.3	28.845	86.0	2:36.132	18	48.332	113.4	1:18.372	116.7	28.635	85.4	2:35.339
9	48.920	112.8	1:18.308	116.5	28.942	83.6	2:36.170	19	48.880	114.1	1:19.151	116.5	28.783	85.1	2:36.814
10	48.816	112.8	1:18.423	116.7	28.969	84.8	2:36.208	20							

52 Dutton-Brown (C)								Ford Lotus Cortina							
lap	Sect-1	Speed	Sect-2	Speed	Sect-3	Speed	Laptime Pit	lap	Sect-1	Speed	Sect-2	Speed	Sect-3	Speed	Laptime Pit
1		117.1	1:18.028	121.4	29.317	83.2	2:37.623	11	48.735	115.7	1:18.914	119.4	30.162	83.7	2:37.811
2	47.572	116.7	1:16.326	121.4	28.427	85.4	2:32.325	12	48.972	115.5	2:45.143	118.8	29.388	88.2	4:03.503 P
3	47.805	119.4	1:19.228	120.9	28.388	87.3	2:35.421	13	48.372	116.7	1:18.420	118.4	29.256	83.0	2:36.048
4	48.230	116.7	1:17.468	120.1	28.436	88.3	2:34.134	14	48.532	115.9	1:17.997	118.8	29.149	84.3	2:35.678
5	48.292	115.7	1:17.599	119.6	28.808	85.8	2:34.699	15	48.585	115.9	1:18.610	118.1	28.986	86.8	2:36.181
6	47.952	117.3	1:17.605	120.1	28.598	86.9	2:34.155	16	48.761	116.1	1:18.776	119.2	28.854	86.7	2:36.391
7	48.280	116.7	1:18.203	121.4	28.365	86.6	2:34.848	17	48.647	114.3	1:17.954	119.0	29.189	82.2	2:35.790
8	48.400	116.3	1:19.374	119.6	29.115	86.3	2:36.889	18	48.479	115.7	1:21.524	118.4	29.911	77.0	2:39.914
9	48.307	114.9	1:17.517	119.8	29.354	88.0	2:35.178	19	48.747	115.5	1:18.454	118.6	28.811	86.7	2:36.012
10	48.410	115.7	1:18.684	119.2	29.346	84.9	2:36.440	20							



Session Start: 11:30:25 - Finish: 12:20:53  
 Weather/Track Conditions: Cloud / Dry  
 Circuit: Silverstone Historic Grand Prix  
 Track Length: 5.857 Km - 3.6394 miles

# Silverstone Classic - 28 - 30 Jul 2017

## John Fitzpatrick Trophy For Under 2 Litre Touring Cars (U2TC)

### Race 4 - Sector Analysis

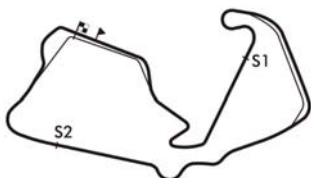
57 Overington-Steele (C)							Ford Lotus Cortina										
lap	Sect-1	Speed	Sect-2	Speed	Sect-3	Speed	Laptime	Pit	lap	Sect-1	Speed	Sect-2	Speed	Sect-3	Speed	Laptime	Pit
1		102.3	1:26.181		33.669	74.4	3:03.241		10	52.313	106.2	1:24.601		30.680	79.0	2:47.594	
2	54.435	101.5	1:25.917		32.775	78.6	2:53.127		11	51.978	107.0	1:23.397		31.897	75.4	2:47.272	
3	53.935	103.1	1:24.740		32.783	78.3	2:51.458		12	51.446	107.5	1:22.524		31.484	75.1	2:45.454	
4	53.004	105.0	1:24.691		34.147	71.5	2:51.842		13	51.468	107.0	1:37.805		31.226	81.0	3:00.499	
5	53.327	104.0	1:25.042		32.481	72.2	2:50.850		14	51.929	107.4	1:23.081		30.248	80.8	2:45.258	
6	53.377	103.7	1:24.561		31.986	77.2	2:49.924		15	53.424	105.0	1:23.482		29.880	82.4	2:46.786	
7	53.012	105.7	1:24.634		32.421	79.4	2:50.067		16	51.606	106.2	1:22.297		30.204	81.2	2:44.107	
8	52.567	102.9	1:24.183		32.196	77.5	2:48.946		17	52.617	106.7	1:23.732		43.739	57.1	3:00.088	
9	53.164	105.4	3:00.269		31.130	78.5	4:24.563	P	18	53.733	104.7	1:22.492		30.906	79.0	2:47.131	

59 Birkett-Littlejohn (B)							Morris Mini Cooper S										
lap	Sect-1	Speed	Sect-2	Speed	Sect-3	Speed	Laptime	Pit	lap	Sect-1	Speed	Sect-2	Speed	Sect-3	Speed	Laptime	Pit
1		104.9	1:23.242	107.2	30.672	79.5	2:51.870		10	51.289	101.8	2:58.977	102.8	29.455	81.8	4:19.721	P
2	51.017	103.6	1:22.392	105.5	30.826	78.6	2:44.235		11	50.356	101.5	1:21.129	103.7	28.945	82.6	2:40.430	
3	51.749	102.1	1:22.327	105.0	29.876	81.1	2:43.952		12	50.096	101.8	1:20.562	103.6	28.820	81.8	2:39.478	
4	51.190	102.5	1:22.138	104.5	30.119	81.0	2:43.447		13	50.014	102.3	1:20.391	103.9	29.003	82.2	2:39.408	
5	51.781	101.4	1:22.814	102.8	29.952	81.1	2:44.547		14	49.828	102.3	1:20.163	105.7	29.992	82.1	2:39.983	
6	51.188	101.2	1:23.227	102.9	29.950	80.8	2:44.365		15	49.697	103.6	1:20.456	107.4	28.945	82.4	2:39.098	
7	52.191	101.7	1:21.901	105.4	29.849	78.2	2:43.941		16	51.075	102.3	1:20.622	103.4	29.039	80.1	2:40.736	
8	51.608	101.5	1:22.337	104.0	29.784	81.0	2:43.729		17	50.131	102.3	1:41.480	85.2	39.497	61.4	3:11.108	
9	51.430	101.1	1:22.756	103.2	29.849	81.6	2:44.035		18								

61 Alexandru Ciolan (B)							Austin Mini Cooper S										
lap	Sect-1	Speed	Sect-2	Speed	Sect-3	Speed	Laptime	Pit	lap	Sect-1	Speed	Sect-2	Speed	Sect-3	Speed	Laptime	Pit
1		97.0	1:27.162		32.598	74.6	3:06.077		10	53.781	98.8	1:28.198		33.402	77.0	2:55.381	
2	53.592	100.9	1:26.452		32.612	75.0	2:52.656		11	53.392	100.0	3:02.777		31.779	80.0	4:27.948	P
3	53.504	102.8	1:26.308		32.641	74.4	2:52.453		12	54.230	98.7	1:28.420		32.614	77.0	2:55.264	
4	53.390	101.7	1:25.871		33.857	73.3	2:53.118		13	55.535	97.3	1:27.960		32.768	77.7	2:56.263	
5	53.686	101.1	1:26.385		32.900	72.8	2:52.971		14	53.824	101.5	1:25.595		31.995	79.6	2:51.414	
6	53.304	101.5	1:26.832		32.860	76.7	2:52.996		15	53.563	96.6	1:26.349		31.861	76.3	2:51.773	
7	53.781	99.4	1:26.887		32.768	75.3	2:53.436		16	54.625	101.1	1:40.458		32.694	79.0	3:07.777	
8	53.443	100.6	1:26.391		34.159	77.9	2:53.993		17	54.386	101.1	1:28.863		32.702	77.5	2:55.951	
9	53.482	99.6	1:29.905		32.517	76.9	2:55.904		18								

67 Pink-Mansell (C)							Ford Lotus Cortina										
lap	Sect-1	Speed	Sect-2	Speed	Sect-3	Speed	Laptime	Pit	lap	Sect-1	Speed	Sect-2	Speed	Sect-3	Speed	Laptime	Pit
1		106.7	1:23.433		31.020	72.9	2:55.117		10	49.297	111.7	1:21.115		30.247	83.3	2:40.659	
2	52.911	106.4	1:23.283		31.071	79.4	2:47.265		11	49.578	110.6	1:20.983		30.009	83.0	2:40.570	
3	50.928	108.9	1:22.667		30.726	80.9	2:44.321		12	49.840	111.3	1:23.050	113.6	29.704	84.8	2:42.594	
4	52.217	107.9	1:30.010		30.831	82.1	2:53.058		13	48.948	112.6	1:20.415		29.927	79.7	2:39.290	
5	51.076	108.9	1:23.129		30.938	82.7	2:45.143		14	53.086	101.7	1:20.922		30.006	80.9	2:44.014	
6	51.194	109.8	1:22.148		30.217	82.4	2:43.559		15	49.326	112.2	1:21.039		29.752	83.3	2:40.117	
7	51.329	108.6	1:42.053		31.370	79.3	3:04.752		16	49.553	111.7	1:20.473		29.867	81.1	2:39.893	
8	52.106	108.4	1:23.693		30.784	83.1	2:46.583		17	48.963	112.4	1:20.612		29.726	80.5	2:39.301	
9	50.768	109.8	2:56.231		30.505	82.6	4:17.504	P	18	51.100	111.3	1:21.987		29.676	81.8	2:42.763	

71 Middlehurst-Kubota (C)							Ford Lotus Cortina										
lap	Sect-1	Speed	Sect-2	Speed	Sect-3	Speed	Laptime	Pit	lap	Sect-1	Speed	Sect-2	Speed	Sect-3	Speed	Laptime	Pit
1							2:46.834		11			In		In		4:22.510	P
2							2:37.126		12							2:42.066	
3							2:37.143		13							2:41.598	
4							2:40.611		14							2:40.381	
5							2:38.175		15							2:40.707	
6							2:37.110		16							2:40.522	
7							2:37.589		17							2:38.904	
8							2:37.756		18							2:38.228	
9							2:37.002		19							2:39.189	
10							2:37.802		20								



**Session Start: 11:30:25 - Finish: 12:20:53**  
**Weather/Track Conditions: Cloud / Dry**  
**Circuit: Silverstone Historic Grand Prix**  
**Track Length: 5.857 Km - 3.6394 miles**

# Silverstone Classic - 28 - 30 Jul 2017

## John Fitzpatrick Trophy For Under 2 Litre Touring Cars (U2TC)

### Race 4 - Sector Analysis

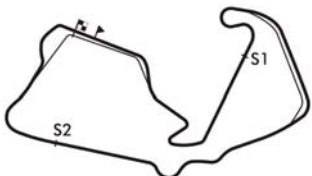
75 Richard Bateman (C)								Ford Lotus Cortina							
lap	Sect-1	Speed	Sect-2	Speed	Sect-3	Speed	Laptime Pit	lap	Sect-1	Speed	Sect-2	Speed	Sect-3	Speed	Laptime Pit
1		105.2	1:24.485		32.224	80.7	3:00.676	2	59.054	84.8	2:50.719		33.889	72.3	4:23.662 P

77 Jones-Ward (C)								Ford Lotus Cortina							
lap	Sect-1	Speed	Sect-2	Speed	Sect-3	Speed	Laptime Pit	lap	Sect-1	Speed	Sect-2	Speed	Sect-3	Speed	Laptime Pit
1		112.4	1:19.713	115.5	29.879	85.2	2:40.796	11	48.665	111.8	1:19.084	113.7	28.640	85.3	2:36.389
2	49.130	112.4	1:19.030	114.1	29.401	85.6	2:37.561	12	48.523	111.5	1:18.486	114.9	28.674	84.6	2:35.683
3	48.676	112.8	1:18.855	114.9	29.567	84.8	2:37.098	13	48.852	112.6	1:18.242	114.7	28.700	83.6	2:35.794
4	49.134	111.7	1:20.092	113.9	29.838	85.8	2:39.064	14	48.522	112.8	1:18.106	115.7	29.145	82.1	2:35.773
5	48.855	111.5	1:19.189	114.1	29.480	84.8	2:37.524	15	48.525	112.6	1:18.798		28.648	84.8	2:35.971
6	48.935	111.7	1:19.480	113.6	29.477	84.1	2:37.892	16	48.200	113.4	1:18.500	114.9	28.686	84.9	2:35.386
7	49.560	110.9	1:19.362	114.1	29.304	84.5	2:38.226	17	48.812	112.4	1:18.344	114.9	28.628	84.4	2:35.784
8	49.274	110.9	2:47.126	111.3	29.276	84.1	4:05.676 P	18	48.237	113.2	1:18.647	114.3	28.650	83.5	2:35.534
9	49.010	110.4	1:18.982	115.3	28.738	85.8	2:36.730	19	48.882	113.2	1:19.107	114.1	28.436	85.5	2:36.425
10	48.231	111.7	1:18.388	115.5	28.803	84.6	2:35.422	20							

78 Mark Jones (C)								Ford Lotus Cortina Mk1							
lap	Sect-1	Speed	Sect-2	Speed	Sect-3	Speed	Laptime Pit	lap	Sect-1	Speed	Sect-2	Speed	Sect-3	Speed	Laptime Pit
1		115.9	1:18.529	117.3	28.565	87.0	2:38.722	8	48.930	113.4	1:19.230	116.3	29.381	84.3	2:37.541
2	49.583	111.7	1:18.123	118.4	28.919	86.4	2:36.625	9	48.709	113.6	2:42.586	115.9	29.191	86.3	4:00.486 P
3	48.735	111.1	1:17.927	118.4	28.826	86.3	2:35.488	10	48.941	113.6	1:20.017	116.9	28.904	83.5	2:37.862
4	48.892	113.9	1:18.597	116.5	28.807	86.6	2:36.296	11	49.412	113.0	1:18.942	116.1	29.090	80.1	2:37.444
5	48.659	113.7	1:18.303	116.1	28.932	84.1	2:35.894	12	49.221	113.0	1:18.883	117.7	29.129	85.4	2:37.233
6	48.726	113.7	1:18.851	115.9	29.012	86.9	2:36.589	13	50.049	113.2	1:18.731	115.5	29.490	83.1	2:38.270
7	49.235	113.0	1:18.718	116.5	28.904	85.4	2:36.857	14	49.033	113.2	1:19.070	115.1	29.171	86.0	2:37.274

79 Haddon-Martin (C)								Ford Lotus Cortina							
lap	Sect-1	Speed	Sect-2	Speed	Sect-3	Speed	Laptime Pit	lap	Sect-1	Speed	Sect-2	Speed	Sect-3	Speed	Laptime Pit
1		111.8	1:18.791		28.907	86.0	2:42.076	11	48.793	113.9	1:17.592		29.245	85.7	2:35.630
2	48.428	115.5	1:18.510		28.690	85.2	2:35.628	12	48.756	115.5	2:57.122		31.154	79.8	4:17.032 P
3	48.466	112.6	1:18.379		28.779	84.6	2:35.624	13	50.595	112.4	1:21.275		30.492	73.6	2:42.362
4	48.675	112.6	1:19.290		29.179	85.3	2:37.144	14	50.979	109.1	1:21.123		30.999	77.8	2:43.101
5	48.751	114.9	1:18.307		29.193	84.6	2:36.251	15	51.387	112.4	1:23.213		30.669	81.1	2:45.269
6	48.728	111.5	1:18.304		29.065	84.9	2:36.097	16	49.873	112.4	1:21.112		30.536	80.9	2:41.521
7	48.417	112.8	1:18.148		28.855	85.4	2:35.420	17	50.845	111.3	1:21.417		30.432	79.4	2:42.694
8	48.073	113.9	1:18.445		28.783	85.6	2:35.301	18	49.923	112.2	1:20.874		30.225	82.0	2:41.022
9	48.555	112.8	1:18.202		28.616	85.3	2:35.373	19	50.008	111.1	1:20.986		30.394	82.2	2:41.388
10	48.596	113.6	1:18.149		29.004	85.3	2:35.749	20							

81 Goff I-Goff M (D)								BMW 1800 TI							
lap	Sect-1	Speed	Sect-2	Speed	Sect-3	Speed	Laptime Pit	lap	Sect-1	Speed	Sect-2	Speed	Sect-3	Speed	Laptime Pit
1		100.9	1:22.612		30.377	81.0	2:55.141	11	50.113	106.9	1:20.222		29.017	83.8	2:39.352
2	51.446	106.0	1:21.834		30.336	80.6	2:43.616	12	49.726	107.7	1:20.481		28.973	84.0	2:39.180
3	51.623	105.7	1:22.267		30.263	80.7	2:44.153	13	50.202	107.9	1:20.051		29.113	83.3	2:39.366
4	51.884	104.9	1:23.276		30.427	80.7	2:45.587	14	50.606	107.2	1:19.695		29.222	83.7	2:39.523
5	52.076	104.5	1:22.481		30.497	80.8	2:45.054	15	50.422	106.5	1:19.852		29.089	84.0	2:39.363
6	54.286	105.0	2:49.670		29.548	82.4	4:13.504 P	16	49.669	108.1	1:19.673		29.854	81.0	2:39.196
7	50.362	105.8	1:21.210		29.321	82.8	2:40.893	17	50.164	107.4	1:19.924		29.216	81.9	2:39.304
8	50.132	105.7	1:20.815		29.037	84.1	2:39.984	18	50.157	107.0	1:20.579		30.161	77.4	2:40.897
9	49.684	106.4	1:20.374		29.116	83.7	2:39.174	19	50.644	107.7	1:19.969		29.047	83.9	2:39.660
10	50.043	107.0	1:20.345		29.362	83.8	2:39.750	20							



**Session Start: 11:30:25 - Finish: 12:20:53**  
**Weather/Track Conditions: Cloud / Dry**  
**Circuit: Silverstone Historic Grand Prix**  
**Track Length: 5.857 Km - 3.6394 miles**



# Silverstone Classic - 28 - 30 Jul 2017

## John Fitzpatrick Trophy For Under 2 Litre Touring Cars (U2TC)

### Race 4 - Sector Analysis

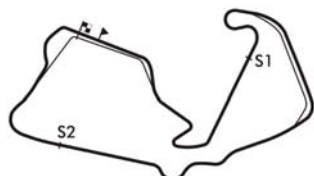
84 Steve Jones (B)								Morris Mini Cooper S							
lap	Sect-1	Speed	Sect-2	Speed	Sect-3	Speed	Laptime Pit	lap	Sect-1	Speed	Sect-2	Speed	Sect-3	Speed	Laptime Pit
1		99.0	1:24.078	108.8	30.821	77.7	2:56.817	10	50.616	104.4	1:23.074	106.0	29.666	83.5	2:43.356
2	51.571	103.9	1:23.664	109.7	30.532	79.8	2:45.767	11	51.606	106.2	1:22.007	108.2	30.139	81.5	2:43.752
3	51.494	106.0	1:22.293	111.1	30.918	78.4	2:44.705	12	51.484	103.9	2:56.158	106.2	30.026	80.3	4:17.668 P
4	52.501	104.5	1:22.384	111.3	30.508	82.1	2:45.393	13	51.217	104.7	1:22.027	106.7	29.902	83.0	2:43.146
5	51.137	106.0	1:21.733	109.5	29.588	81.6	2:42.458	14	51.578	104.5	1:22.698	107.0	29.940	79.6	2:44.216
6	52.087	104.0	1:22.725	110.0	29.828	81.8	2:44.640	15	50.986	104.7	1:22.580	107.2	30.281	82.6	2:43.847
7	51.055	104.4	1:22.355	107.2	29.444	82.1	2:42.854	16	51.295	104.9	1:22.099	107.9	29.882	80.3	2:43.276
8	50.807	104.5	1:21.871	107.7	29.437	81.6	2:42.115	17	52.225	104.4	1:25.037	109.3	30.440	79.9	2:47.702
9	51.065	103.9	1:22.221	107.9	29.705	83.4	2:42.991	18	51.219	106.7	1:23.192	108.8	30.996	82.5	2:45.407

87 Lewis-Kelly (B)								Morris Mini Cooper S							
lap	Sect-1	Speed	Sect-2	Speed	Sect-3	Speed	Laptime Pit	lap	Sect-1	Speed	Sect-2	Speed	Sect-3	Speed	Laptime Pit
1		106.9	1:19.463		29.322	83.5	2:42.463	11	49.587	103.9	1:19.646		28.758	82.7	2:37.991
2	49.249	107.4	1:18.903		28.537	83.6	2:36.689	12	49.725	104.2	1:20.677	106.0	29.025	82.6	2:39.427
3	50.060	105.4	1:20.212		28.735	83.3	2:39.007	13	49.644	106.2	1:19.608		29.058	82.5	2:38.310
4	50.058	107.4	1:19.913		28.878	83.1	2:38.849	14	49.881	105.2	1:19.251		28.801	82.7	2:37.933
5	49.672	107.4	1:19.369		29.255	75.3	2:38.296	15	49.612	105.4	1:19.736		29.001	83.2	2:38.349
6	49.907	107.4	1:18.781		29.084	80.8	2:37.772	16	49.644	105.7	1:19.317		28.841	82.4	2:37.802
7	49.958	109.1	2:55.360		29.472	82.2	4:14.790 P	17	49.580	105.5	1:17.559		28.584	81.4	2:35.723
8	50.759	104.0	1:20.240		29.110	83.4	2:40.109	18	49.513	106.0	1:19.728		28.579	82.7	2:37.820
9	49.747	103.6	1:19.904		28.846	83.0	2:38.497	19	49.694	107.2	1:19.347		28.789	81.0	2:37.830
10	49.796	103.9	1:19.736		28.939	83.5	2:38.471	20							

91 Martin Strommen (C)								Ford Lotus Cortina							
lap	Sect-1	Speed	Sect-2	Speed	Sect-3	Speed	Laptime Pit	lap	Sect-1	Speed	Sect-2	Speed	Sect-3	Speed	Laptime Pit
1		114.7	1:19.023	118.6	29.940	85.2	2:41.163	11	48.598	113.2	1:19.126	118.1	29.265	85.9	2:36.989
2	49.128	114.5	1:19.108	119.0	29.541	85.4	2:37.777	12	49.168	113.4	1:19.829	117.9	29.553	86.4	2:38.550
3	49.938	112.6	1:18.679	117.7	29.570	85.6	2:38.187	13	50.333	112.6	1:20.376	116.7	29.842	85.7	2:40.551
4	49.811	112.8	1:19.163	117.5	29.459	86.6	2:38.433	14	49.219	113.2	1:19.080	118.4	29.418	86.6	2:37.717
5	49.263	113.4	1:18.647	118.1	29.658	86.7	2:37.568	15	50.365	111.7	1:20.468	115.3	29.783	86.3	2:40.616
6	50.060	111.1	1:19.925	116.9	29.677	84.3	2:39.662	16	50.007	112.6	1:20.115	116.1	29.925	84.2	2:40.047
7	49.424	113.2	1:19.204	118.4	29.325	84.3	2:37.953	17	49.797	112.0	1:45.602	116.9	29.896	85.4	3:05.295 P
8	49.059	114.3	1:18.906	117.7	29.763	87.5	2:37.728	18	49.371	113.7	1:20.472	116.7	29.591	85.3	2:39.434
9	50.075	113.0	2:41.099	116.3	29.814	85.9	4:00.988 P	19	49.465	110.6	1:20.600	116.7	29.768	87.2	2:39.833
10	49.777	114.7	1:19.172	118.1	29.054	87.2	2:38.003	20							

96 Walker J-Walker R (C)								Ford Lotus Cortina							
lap	Sect-1	Speed	Sect-2	Speed	Sect-3	Speed	Laptime Pit	lap	Sect-1	Speed	Sect-2	Speed	Sect-3	Speed	Laptime Pit
1		110.2	1:21.946	113.9	30.029	83.4	2:48.338	10	49.227	109.3	1:20.333	114.5	29.061	86.1	2:38.621
2	50.250	110.2	1:19.842	112.6	29.605	85.4	2:39.697	11	51.151	109.3	1:20.160	113.0	29.633	84.7	2:40.944
3	48.727	110.9	1:19.793	115.1	29.688	83.7	2:38.208	12	49.509	109.3	3:47.742	109.7	30.387	83.0	5:07.638 P
4	49.781	110.7	1:19.804	115.3	29.308	83.5	2:38.893	13	50.432	109.7	1:21.123	113.2	30.447	83.2	2:42.002
5	49.366	111.1	1:20.381	113.6	29.910	84.8	2:39.657	14	50.186	108.6	1:20.480	113.2	29.822	84.5	2:40.488
6	49.464	110.2	1:19.788	115.9	29.883	79.3	2:39.135	15	50.298	108.9	1:20.645	115.7	30.133	84.8	2:41.076
7	50.027	109.3	1:19.564	114.1	29.296	84.9	2:38.887	16	50.437	109.8	1:20.933	111.1	29.794	84.8	2:41.164
8	49.651	108.6	1:19.639	114.1	29.161	82.4	2:38.451	17	50.083	108.2	1:21.888	111.3	29.851	85.7	2:41.822
9	49.643	108.8	1:20.192	113.7	29.477	83.4	2:39.312	18	49.717	111.5	1:21.339	111.5	29.644	84.0	2:40.700

97 Mark Sumpter (C)								Ford Lotus Cortina							
lap	Sect-1	Speed	Sect-2	Speed	Sect-3	Speed	Laptime Pit	lap	Sect-1	Speed	Sect-2	Speed	Sect-3	Speed	Laptime Pit
1		114.5	1:17.339	119.0	28.674	87.0	2:35.939	11	48.286	115.5	1:17.984	118.4	28.727	87.0	2:34.997
2	47.912	115.7	1:17.074	119.4	28.676	85.6	2:33.662	12	47.975	115.7	1:17.766	117.7	29.084	87.5	2:34.825
3	48.005	117.3	1:18.457	117.7	28.641	87.2	2:35.103	13	48.198	115.5	1:18.125	117.7	28.874	87.2	2:35.197
4	47.852	115.3	1:17.316	118.1	28.566	86.3	2:33.734	14	48.045	116.5	1:17.228	118.6	28.950	86.3	2:34.223
5	48.259	115.3	1:17.566	116.9	28.772	84.5	2:34.597	15	48.562	116.5	1:18.162	118.4	28.910	86.7	2:35.634
6	48.260	114.5	1:17.823	116.7	28.802	86.3	2:34.885	16	48.682	115.7	1:17.535	119.8	28.787	87.0	2:35.004
7	48.522	114.5	1:17.802	118.4	28.696	86.7	2:35.020	17	48.097	116.7	1:17.908	119.0	28.939	86.8	2:34.944
8	48.446	113.9	1:19.783	119.8	29.197	87.8	2:37.426	18	47.947	116.9	1:18.974	118.1	29.107	86.5	2:36.028
9	48.467	116.7	1:17.910	119.6	29.826	86.9	2:36.203	19	48.609	115.9	1:18.227	117.1	29.264	86.1	2:36.100
10	48.848	114.9	2:38.197	117.1	28.979	86.8	3:56.024 P	20							



**Session Start: 11:30:25 - Finish: 12:20:53**  
**Weather/Track Conditions: Cloud / Dry**  
**Circuit: Silverstone Historic Grand Prix**  
**Track Length: 5.857 Km - 3.6394 miles**

# Silverstone Classic - 28 - 30 Jul 2017

## John Fitzpatrick Trophy For Under 2 Litre Touring Cars (U2TC)

### Race 4 - Sector Analysis

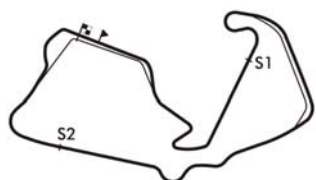
98 Pattle T-Pattle G (C)							Ford Lotus Cortina										
lap	Sect-1	Speed	Sect-2	Speed	Sect-3	Speed	Laptime	Pit	lap	Sect-1	Speed	Sect-2	Speed	Sect-3	Speed	Laptime	Pit
1		108.2	1:21.042		30.243		2:49.137		11	51.713	110.7	1:20.938		30.082		2:42.733	
2	49.929	108.1	1:21.309		29.098		2:40.336		12	50.543	110.6	1:20.993		30.021		2:41.557	
3	49.669	110.4	1:20.175		29.011		2:38.855		13	50.235	110.0	1:20.625		29.962		2:40.822	
4	49.300	113.6	1:20.011		29.272		2:38.583		14					29.993		2:42.358	
5	48.842	113.9	1:19.344		29.226		2:37.412		15	50.512	109.8	1:21.137		29.815		2:41.464	
6	49.097	112.0	1:20.262		40.122		2:49.481		16	49.862	112.4	1:20.520		30.961		2:41.343	
7	51.089	110.4	1:20.478		29.300		2:40.867		17	50.726	110.9	1:23.681		30.795		2:45.202	
8	50.076	111.1	1:20.411		29.610	84.4	2:40.097		18	51.178	104.2	1:22.118		30.708		2:44.004	
9	50.882	111.7	1:21.159		29.791		2:41.832		19	50.668	110.2	1:21.096		30.417		2:42.181	
10	49.058	113.2	2:47.180		40.242		4:16.480	P	20								

100 Shaw-Hyett (D)							BMW 1800 TiSA										
lap	Sect-1	Speed	Sect-2	Speed	Sect-3	Speed	Laptime	Pit	lap	Sect-1	Speed	Sect-2	Speed	Sect-3	Speed	Laptime	Pit
1		114.3	1:17.942		28.950	84.5	2:38.373		9	48.771	113.7	1:18.373		28.677	85.7	2:35.821	
2	49.413	114.1	1:17.523		28.674	85.9	2:35.610		10	49.920	110.9	1:19.339		28.857	84.5	2:38.116	
3	48.337	114.1	1:17.607		28.644	85.7	2:34.588		11	49.248	112.6	1:18.233		28.968	84.8	2:36.449	
4	48.760	113.9	1:18.356		28.644	85.6	2:35.760		12	49.047	113.9	2:47.523		30.324	82.8	4:06.894	P
5	48.766	113.4	1:18.043		28.798	82.8	2:35.607		13	51.264	112.4	1:21.010		29.963	83.8	2:42.237	
6	49.521	112.4	1:18.262		28.825	86.3	2:36.608		14	50.255	111.7	1:20.775		30.208	83.1	2:41.238	
7	48.885	113.0	1:18.100		28.780	84.5	2:35.765		15	49.936	111.8	1:20.125		30.976	62.3	2:41.037	
8	49.543	113.2	1:18.108		29.537	82.2	2:37.188		16								

106 Chase-Gardener-Hartogs (C)							Alfa Romeo Giulia Sprint GTA										
lap	Sect-1	Speed	Sect-2	Speed	Sect-3	Speed	Laptime	Pit	lap	Sect-1	Speed	Sect-2	Speed	Sect-3	Speed	Laptime	Pit
1		103.9	1:25.171	111.8	31.478	80.8	3:01.357		10	56.492	98.7	1:28.552	103.4	33.447	74.6	2:58.491	
2	52.533	100.2	1:24.983	107.0	32.197	78.7	2:49.713		11	55.640	96.8	1:28.432	102.8	33.206	71.9	2:57.278	
3	52.854	99.4	1:26.293	104.4	32.653	75.2	2:51.800		12	56.198	102.0	1:28.467	104.4	32.481	74.5	2:57.146	
4	53.358	98.3	1:26.035	103.9	31.852	79.0	2:51.245		13	55.083	101.2	1:28.021	102.5	33.282	73.3	2:56.386	
5	52.939	99.9	1:26.014	102.9	32.356	78.3	2:51.309		14	55.506	102.9	1:27.127	103.7	33.402	71.0	2:56.035	
6	53.265	102.1	1:26.778	100.6	31.900	78.7	2:51.943		15	1:01.059	100.6	1:28.193	103.1	32.718	73.0	3:01.970	
7	52.341	102.3	1:25.400	104.5	31.798	78.9	2:49.539		16	55.452	102.5	1:27.711	102.6	32.997	75.6	2:56.160	
8	52.965	100.8	3:02.098	100.0	34.713	73.1	4:29.776	P	17	55.735	101.7	1:27.029	104.0	32.764	74.6	2:55.528	
9	57.496	91.3	1:30.114	102.5	34.563	72.0	3:02.173		18								

110 Patterson-Dunbar (D)							BMW 1800 Ti										
lap	Sect-1	Speed	Sect-2	Speed	Sect-3	Speed	Laptime	Pit	lap	Sect-1	Speed	Sect-2	Speed	Sect-3	Speed	Laptime	Pit
1		97.0	1:26.635	103.6	32.147	74.6	3:03.480		10	55.892	99.1	1:25.248	103.6	31.548	78.2	2:52.688	
2	54.313	97.4	1:26.752	102.6	32.125	78.6	2:53.190		11	53.908	98.0	1:26.419	101.8	31.386	72.9	2:51.713	
3	54.296	97.5	1:25.749	102.8	31.455	79.5	2:51.500		12	54.512	100.0	1:24.741	101.2	32.009	73.7	2:51.262	
4	54.204	95.9	1:25.705	103.7	32.475	71.4	2:52.384		13	53.552	99.1	1:25.250	101.5	31.267	72.5	2:50.069	
5	54.337	99.3	1:24.920	102.0	31.379	77.6	2:50.636		14	54.154	98.8	1:25.048	102.1	31.015	77.0	2:50.217	
6	53.844	99.0	1:25.357	102.5	31.103	80.0	2:50.304		15	53.559	99.3	1:25.956	101.7	31.390	76.6	2:50.905	
7	53.137	99.3	1:25.913	102.9	30.950	79.7	2:50.000		16	53.859	101.8	1:24.719	101.8	30.646	78.8	2:49.224	
8	54.003	97.1	1:24.810	102.5	31.107	79.2	2:49.920		17	53.765	97.5	1:25.575	100.6	30.747	77.6	2:50.087	
9	53.236	98.5	3:10.607	99.3	31.970	74.3	4:35.813	P	18	53.658	99.3	1:25.140	101.2	31.055	77.4	2:49.853	

142 John Spiers (C)							Ford Cortina										
lap	Sect-1	Speed	Sect-2	Speed	Sect-3	Speed	Laptime	Pit	lap	Sect-1	Speed	Sect-2	Speed	Sect-3	Speed	Laptime	Pit
1		111.8	1:20.440	115.7	29.429	83.4	2:43.689		11	50.372	110.4	1:20.034	114.5	29.275	84.7	2:39.681	
2	49.366	113.2	1:19.258	115.9	29.024	85.2	2:37.648		12	49.279	111.1	2:43.868	113.9	29.408	84.9	4:02.555	P
3	49.028	112.4	1:18.416	117.1	29.032	83.9	2:36.476		13	50.111	111.7	1:18.723	115.7	29.263	85.2	2:38.097	
4	49.815	110.4	1:19.778	116.5	29.130	84.9	2:38.723		14	49.089	110.6	1:19.742	116.3	29.267	83.5	2:38.098	
5	49.303	113.6	1:19.479	115.9	28.913	82.4	2:37.695		15	49.674	110.4	1:19.856	114.3	29.371	83.6	2:38.901	
6	49.415	112.6	1:20.630	115.7	29.318	85.3	2:39.363		16	50.019	109.3	1:19.407	113.9	29.118	86.0	2:38.544	
7	49.489	113.2	1:19.932	116.3	29.002	85.1	2:38.423		17	49.597	112.8	1:20.023	113.0	28.996	83.9	2:38.616	
8	48.991	113.2	1:19.273	114.5	28.950	84.7	2:37.214		18	50.153	108.8	1:19.370	112.8	29.101	85.1	2:38.624	
9	50.047	110.2	1:19.356	113.9	28.936	81.7	2:38.339		19	49.739	111.3	1:18.997	113.0	29.091	84.7	2:37.827	
10	50.351	110.7	1:19.555	113.2	29.104	84.3	2:39.010		20								



**Session Start: 11:30:25 - Finish: 12:20:53**  
**Weather/Track Conditions: Cloud / Dry**  
**Circuit: Silverstone Historic Grand Prix**  
**Track Length: 5.857 Km - 3.6394 miles**

# Silverstone Classic - 28 - 30 Jul 2017

## John Fitzpatrick Trophy For Under 2 Litre Touring Cars (U2TC)

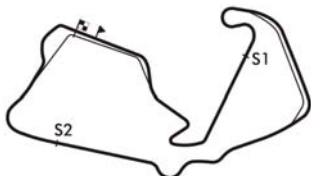
### Race 4 - Sector Analysis

155 Raymond Low (B)							Austin Mini Cooper S										
lap	Sect-1	Speed	Sect-2	Speed	Sect-3	Speed	Laptime	Pit	lap	Sect-1	Speed	Sect-2	Speed	Sect-3	Speed	Laptime	Pit
1		100.0	1:24.812		30.968	76.5	2:58.477		4	52.437	106.7	1:21.910		30.416	82.2	2:44.763	
2	51.957	104.4	1:21.951		30.880	82.4	2:44.788		5	51.033	106.0	1:20.500		30.558	83.3	2:42.091	
3	52.107	106.7	1:21.466		30.681	81.0	2:44.254		6	52.699	105.7	1:21.808		30.220	79.7	2:44.727	

170 Jewell-Myers (C)							Ford Consul Cortina										
lap	Sect-1	Speed	Sect-2	Speed	Sect-3	Speed	Laptime	Pit	lap	Sect-1	Speed	Sect-2	Speed	Sect-3	Speed	Laptime	Pit
1		110.4	1:20.663		28.999	84.5	2:45.398		11	51.087	110.0	2:58.319		31.528	78.2	4:20.934	P
2	49.029	106.7	1:19.052	116.7	29.303	82.2	2:37.384		12	51.660	109.7	1:21.624		30.663	78.7	2:43.947	
3	48.819	107.7	1:18.917	116.3	29.268	83.7	2:37.004		13	50.372	112.2	1:21.057	115.3	30.496	82.0	2:41.925	
4	49.326	112.8	1:18.725		29.992	84.8	2:38.043		14	50.231	111.5	1:20.877	114.1	30.717	77.9	2:41.825	
5	49.554	112.4	1:19.799		29.056	85.2	2:38.409		15	51.387	108.4	1:21.507		30.410	83.0	2:43.304	
6	49.155	110.6	1:19.390		29.381	86.9	2:37.926		16	49.891	112.2	1:21.181	115.5	30.746	81.1	2:41.818	
7	49.393	113.4	1:19.584	118.6	29.589	86.0	2:38.566		17	50.420	110.7	1:20.950	115.1	30.261	78.0	2:41.631	
8	48.946	113.9	1:25.874		29.413	85.7	2:44.233		18	50.519	111.8	1:21.952		31.776	74.6	2:44.247	
9	49.519	110.7	1:19.617		29.699	81.4	2:38.835		19	51.296	110.4	1:21.396	114.5	30.185	79.9	2:42.877	
10	50.137	110.9	1:23.594		29.441	82.1	2:43.172		20								

195 Henry Mann (C)							Ford Lotus Cortina										
lap	Sect-1	Speed	Sect-2	Speed	Sect-3	Speed	Laptime	Pit	lap	Sect-1	Speed	Sect-2	Speed	Sect-3	Speed	Laptime	Pit
1		105.2	1:22.748	110.4	29.820	81.1	2:50.907		11	50.210	106.9	1:20.716	108.6	29.657	81.7	2:40.583	
2	50.579	109.1	1:20.355	112.8	30.091	81.3	2:41.025		12	49.922	107.5	1:20.997	109.7	29.639	82.3	2:40.558	
3	50.804	107.4	1:20.908	110.9	30.315	80.3	2:42.027		13	50.471	106.7	2:52.075	109.3	29.675	82.3	4:12.221	P
4	50.716	106.5	1:22.762	111.3	29.880	81.0	2:43.358		14	50.534	107.2	1:22.127	109.3	29.527	82.1	2:42.188	
5	50.508	107.5	1:21.142	110.2	29.918	81.5	2:41.568		15	51.203	106.7	1:20.544	110.4	29.670	83.8	2:41.417	
6	50.422	106.4	1:21.386	110.0	29.888	82.5	2:41.696		16	50.048	107.9	1:22.005	110.9	29.647	83.6	2:41.700	
7	50.742	105.5	1:21.639	110.4	30.045	82.0	2:42.426		17	50.031	108.2	1:20.503	110.4	29.701	82.6	2:40.235	
8	50.692	105.7	1:21.483	110.0	29.808	82.0	2:41.983		18	50.250	107.7	1:21.510	110.0	29.727	82.0	2:41.487	
9	50.361	105.7	1:21.547	109.8	29.742	80.7	2:41.650		19	50.666	107.5	1:21.269	110.0	29.759	82.7	2:41.694	
10	50.593	106.2	1:21.326	109.7	29.735	82.2	2:41.654		20								

888 Owens-Wheeler (B)							Morris Mini Cooper S										
lap	Sect-1	Speed	Sect-2	Speed	Sect-3	Speed	Laptime	Pit	lap	Sect-1	Speed	Sect-2	Speed	Sect-3	Speed	Laptime	Pit
1		107.7	1:19.994		29.108	82.4	2:43.166		11	50.562	107.4	1:21.355		28.679	81.9	2:40.596	
2	49.212	108.6	1:19.490		28.681	83.6	2:37.383		12	49.779	106.7	1:19.715	110.6	28.554	82.8	2:38.048	
3	48.979	108.4	1:19.044		28.890	82.3	2:36.913		13	56.160	108.2	1:19.506		28.708	82.4	2:44.374	
4	50.156	107.0	1:19.582		28.758	84.0	2:38.496		14	49.495	107.7	1:20.804	109.5	28.796	83.1	2:39.095	
5	49.528	108.4	1:19.301		28.752	83.4	2:37.581		15	49.755	108.1	1:20.370		28.791	84.1	2:38.916	
6	49.496	105.5	1:20.157		28.807	82.6	2:38.460		16	49.388	107.4	1:19.562		28.737	83.8	2:37.687	
7	49.604	106.5	1:19.142		28.675	83.1	2:37.421		17	50.087	106.7	1:19.358		28.765	82.1	2:38.210	
8	49.386	106.9	1:20.121		28.950	82.6	2:38.457		18	49.273	109.8	1:20.131		29.327	82.5	2:38.731	
9	49.999	105.0	1:19.853	108.2	28.916	82.6	2:38.768		19	50.622	109.7	1:20.066		29.026	81.0	2:39.714	
10	49.419	105.4	2:40.560		29.073	82.5	3:59.052	P	20								



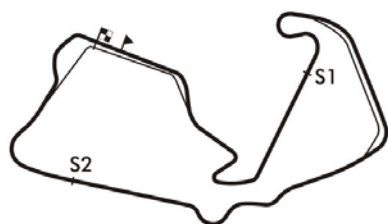
**Session Start: 11:30:25 - Finish: 12:20:53**  
**Weather/Track Conditions: Cloud / Dry**  
**Circuit: Silverstone Historic Grand Prix**  
**Track Length: 5.857 Km - 3.6394 miles**

# Silverstone Classic - 28 - 30 Jul 2017

## John Fitzpatrick Trophy For Under 2 Litre Touring Cars (U2TC)

### Race 4 - Best Sector Times

	SECTOR 1			SECTOR 2			SECTOR 3			IDEAL / BEST LAP COMPARISON					
	NO	TIME	LAP	NO	TIME	LAP	NO	TIME	LAP	NO	NAME	BEST	IN	IDEAL	DIFF
1	52	47.572	2	52	1:16.326	2	7	28.107	3	52	Dutton-Brown	2:32.325	2	2:32.263	+0.062
2	13	47.684	2	7	1:16.502	2	52	28.365	7	97	Mark Sumpter	2:33.662	2	2:33.492	+0.170
3	97	47.852	4	97	1:17.074	2	77	28.436	19	79	Haddon-Martin	2:35.301	8	2:34.281	+1.020
4	7	47.947	4	13	1:17.188	2	43	28.446	4	51	Perfetti Au-Perfetti F	2:35.339	18	2:34.710	+0.629
5	79	48.073	8	100	1:17.523	2	87	28.537	2	77	Jones-Ward	2:35.386	16	2:34.742	+0.644
6	77	48.200	16	87	1:17.559	17	888	28.554	12	87	Lewis-Kelly	2:35.723	17	2:35.345	+0.378
7	51	48.332	18	79	1:17.592	11	78	28.565	1	142	John Spiers	2:36.476	3	2:36.320	+0.156
8	100	48.337	3	51	1:17.743	3	97	28.566	4	888	Owens-Wheeler	2:36.913	3	2:36.577	+0.336
9	91	48.598	11	78	1:17.927	3	42	28.600	9	91	Martin Strommen	2:36.989	11	2:36.299	+0.690
10	78	48.659	5	77	1:18.106	14	79	28.616	9	71	Middlehurst-Kubota	2:37.002	9		+
11	96	48.727	3	142	1:18.416	3	13	28.632	1	170	Jewell-Myers	2:37.004	3	2:36.543	+0.461
12	170	48.819	3	91	1:18.647	5	51	28.635	18	43	Chris Middlehurst	2:37.275	12	2:36.455	+0.820
13	98	48.842	5	170	1:18.725	4	100	28.644	3	98	Pattle T-Pattle G	2:37.412	5	2:37.197	+0.215
14	67	48.948	13	43	1:18.850	2	38	28.705	13	42	Curley-Sollis	2:37.530	9	2:36.805	+0.725
15	888	48.979	3	38	1:18.860	8	59	28.820	12	96	Walker J-Walker R	2:38.208	3	2:37.352	+0.856
16	142	48.991	8	888	1:19.044	3	142	28.913	5	21	Steve Maxted	2:38.884	5	2:38.322	+0.562
17	38	49.093	12	42	1:19.106	8	41	28.927	10	81	Goff I-Goff M	2:39.174	9	2:38.315	+0.859
18	42	49.099	17	98	1:19.344	5	81	28.973	12	67	Pink-Mansell	2:39.290	13	2:39.039	+0.251
19	43	49.159	12	96	1:19.564	7	21	28.986	12	48	Letts-James	2:39.323	4	2:39.113	+0.210
20	87	49.249	2	81	1:19.673	16	170	28.999	1	41	Attard-Smith	2:39.426	18	2:38.663	+0.763
21	21	49.445	12	41	1:19.818	18	98	29.011	3	195	Henry Mann	2:40.235	17	2:39.804	+0.431
22	81	49.669	16	21	1:19.891	5	11	29.012	2	2	Neal Gordon	2:40.361	14	2:40.084	+0.277
23	59	49.697	15	48	1:20.008	4	91	29.054	10	20	Hunt T-Hunt M	2:41.166	6	2:40.712	+0.454
24	48	49.721	7	59	1:20.163	14	96	29.061	10	84	Steve Jones	2:42.115	8	2:41.786	+0.329
25	41	49.918	16	11	1:20.250	2	2	29.293	7	57	Overington-Steele	2:44.107	16	2:43.623	+0.484
26	195	49.922	12	195	1:20.355	2	20	29.319	7	3	Robert Nyquist	2:45.654	15	2:45.315	+0.339
27	2	49.972	14	67	1:20.415	13	48	29.384	4	110	Patterson-Dunbar	2:49.224	16	2:48.502	+0.722
28	20	50.442	6	155	1:20.500	5	84	29.437	8	106	Chase-Gardener-Ha	2:49.539	7	2:48.802	+0.737
29	15	50.503	3	2	1:20.819	9	15	29.439	2	61	Alexandru Ciolan	2:51.414	14	2:50.678	+0.736
30	84	50.616	10	20	1:20.951	5	195	29.527	14	7	Steve Soper	2:32.986	3	2:32.556	+0.430
31	155	51.033	5	15	1:21.088	3	67	29.676	18	13	Wolfe-Meaden	2:33.631	2	2:33.504	+0.127
32	11	51.065	2	84	1:21.733	5	28	29.820	6	100	Shaw-Hyett	2:34.588	3	2:34.504	+0.084
33	28	51.298	2	57	1:22.297	16	57	29.880	15	78	Mark Jones	2:35.488	3	2:35.151	+0.337
34	57	51.446	12	28	1:22.353	5	3	30.165	14	38	Hazell-Stretton	2:37.019	8	2:36.658	+0.361
35	3	51.732	11	3	1:23.418	15	155	30.220	6	59	Birkett-Littlejohn	2:39.098	15	2:38.680	+0.418
36	106	52.341	7	75	1:24.485	1	110	30.646	16	11	Kane Astin	2:40.327	2	2:40.327	+0.000
37	9	52.939	2	110	1:24.719	16	106	31.478	1	15	Baldwin-Churchill	2:41.147	2	2:41.030	+0.117
38	110	53.137	7	106	1:24.983	2	61	31.779	11	155	Raymond Low	2:42.091	5	2:41.753	+0.338
39	61	53.304	6	61	1:25.595	14	9	31.920	1	28	Johnson-Knill Jones	2:44.662	4	2:43.471	+1.191
40	75	57.881	1	9	1:25.818	2	75	32.224	1	9	Wright-Twyman	2:50.822	2	2:50.677	+0.145
41	71			71			71			75	Richard Bateman	3:00.676	1	2:54.590	+6.086



Session Start: 11:30:25 - Finish: 12:20:53

Weather/Track Conditions: Cloud / Dry

Circuit: Silverstone Historic Grand Prix

Track Length: 5.857 Km - 3.6394 miles

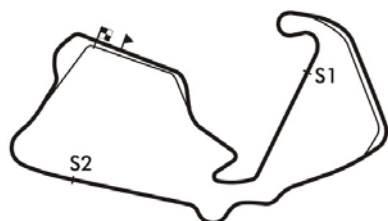


# Silverstone Classic - 28 - 30 Jul 2017

## John Fitzpatrick Trophy For Under 2 Litre Touring Cars (U2TC)

### Race 4 - Best Sector Speeds

	NO	SECTOR 1	MPH	NO	SECTOR 2	MPH	NO	SECTOR 3	MPH
1	52	Dutton-Brown	119.4	52	Dutton-Brown	121.4	52	Dutton-Brown	88.3
2	97	Mark Sumpter	117.3	97	Mark Sumpter	119.8	97	Mark Sumpter	87.8
3	7	Steve Soper	116.7	91	Martin Strommen	119.0	91	Martin Strommen	87.5
4	78	Mark Jones	115.9	170	Jewell-Myers	118.6	7	Steve Soper	87.0
5	79	Haddon-Martin	115.5	51	Perfetti Au-Perfetti Am	118.4	78	Mark Jones	87.0
6	51	Perfetti Au-Perfetti Am	115.3	78	Mark Jones	118.4	170	Jewell-Myers	86.9
7	91	Martin Strommen	114.7	142	John Spiers	117.1	100	Shaw-Hyett	86.3
8	100	Shaw-Hyett	114.3	96	Walker J-Walker R	115.9	38	Hazell-Stretton	86.1
9	13	Wolfe-Meaden	114.1	77	Jones-Ward	115.7	96	Walker J-Walker R	86.1
10	98	Pattle T-Pattle G	113.9	67	Pink-Mansell	113.6	51	Perfetti Au-Perfetti Am	86.0
11	170	Jewell-Myers	113.9	195	Henry Mann	112.8	79	Haddon-Martin	86.0
12	142	John Spiers	113.6	11	Kane Astin	112.0	142	John Spiers	86.0
13	77	Jones-Ward	113.4	106	Chase-Gardener-Hartogs	111.8	77	Jones-Ward	85.8
14	48	Letts-James	112.6	84	Steve Jones	111.3	13	Wolfe-Meaden	85.4
15	67	Pink-Mansell	112.6	888	Owens-Wheeler	110.6	43	Chris Middlehurst	85.4
16	38	Hazell-Stretton	111.7	42	Curley-Sollis	110.2	67	Pink-Mansell	84.8
17	96	Walker J-Walker R	111.5	15	Baldwin-Churchill	108.6	21	Steve Maxted	84.6
18	43	Chris Middlehurst	109.8	59	Birkett-Littlejohn	107.4	98	Pattle T-Pattle G	84.4
19	888	Owens-Wheeler	109.8	3	Robert Nyquist	106.2	48	Letts-James	84.3
20	41	Attard-Smith	109.5	87	Lewis-Kelly	106.0	42	Curley-Sollis	84.2
21	87	Lewis-Kelly	109.1	110	Patterson-Dunbar	103.7	81	Goff I-Goff M	84.1
22	195	Henry Mann	109.1	2	Neal Gordon	0.0	888	Owens-Wheeler	84.1
23	15	Baldwin-Churchill	108.8	7	Steve Soper	0.0	195	Henry Mann	83.8
24	2	Neal Gordon	108.4	9	Wright-Twyman	0.0	87	Lewis-Kelly	83.6
25	21	Steve Maxted	108.2	13	Wolfe-Meaden	0.0	84	Steve Jones	83.5
26	81	Goff I-Goff M	108.1	20	Hunt T-Hunt M	0.0	155	Raymond Low	83.3
27	11	Kane Astin	107.9	21	Steve Maxted	0.0	41	Attard-Smith	83.2
28	42	Curley-Sollis	107.7	28	Johnson-Knill Jones	0.0	15	Baldwin-Churchill	82.6
29	57	Overington-Steele	107.5	38	Hazell-Stretton	0.0	20	Hunt T-Hunt M	82.6
30	20	Hunt T-Hunt M	107.0	41	Attard-Smith	0.0	59	Birkett-Littlejohn	82.6
31	84	Steve Jones	106.7	43	Chris Middlehurst	0.0	2	Neal Gordon	82.5
32	155	Raymond Low	106.7	48	Letts-James	0.0	57	Overington-Steele	82.4
33	28	Johnson-Knill Jones	105.7	57	Overington-Steele	0.0	28	Johnson-Knill Jones	82.3
34	75	Richard Bateman	105.2	61	Alexandru Ciolan	0.0	11	Kane Astin	81.1
35	59	Birkett-Littlejohn	104.9	71	Middlehurst-Kubota	0.0	106	Chase-Gardener-Hartogs	80.8
36	106	Chase-Gardener-Hartogs	103.9	75	Richard Bateman	0.0	75	Richard Bateman	80.7
37	3	Robert Nyquist	102.9	79	Haddon-Martin	0.0	3	Robert Nyquist	80.2
38	61	Alexandru Ciolan	102.8	81	Goff I-Goff M	0.0	61	Alexandru Ciolan	80.0
39	9	Wright-Twyman	102.0	98	Pattle T-Pattle G	0.0	110	Patterson-Dunbar	80.0
40	110	Patterson-Dunbar	101.8	100	Shaw-Hyett	0.0	9	Wright-Twyman	79.4



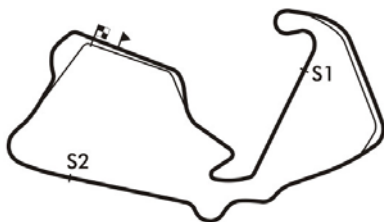
**Session Start: 11:30:25 - Finish: 12:20:53**  
**Weather/Track Conditions: Cloud / Dry**  
**Circuit: Silverstone Historic Grand Prix**  
**Track Length: 5.857 Km - 3.6394 miles**

# Silverstone Classic - 28 - 30 Jul 2017

## John Fitzpatrick Trophy For Under 2 Litre Touring Cars (U2TC)

### Race 4 - Best Sector Speeds

41		71	Middlehurst-Kubota	0.0		155	Raymond Low	0.0		71	Middlehurst-Kubota	0.0
----	--	----	--------------------	-----	--	-----	-------------	-----	--	----	--------------------	-----



**Session Start: 11:30:25 - Finish: 12:20:53**  
**Weather/Track Conditions: Cloud / Dry**  
**Circuit: Silverstone Historic Grand Prix**  
**Track Length: 5.857 Km - 3.6394 miles**



# Silverstone Classic - 28 - 30 Jul 2017

## John Fitzpatrick Trophy For Under 2 Litre Touring Cars (U2TC)

### Race 4 - Lap Chart

Lap 1			Lap 2			Lap 3			Lap 4			Lap 5			Lap 6		
NO	Behind	Laptime	NO	Behind	Laptime	NO	Behind	Laptime	NO	Behind	Laptime	NO	Behind	Laptime	NO	Behind	Laptime
7		2:33.892	7		2:33.034	7		2:32.986	7		2:34.035	7		2:34.300	7		2:34.212
13	1.372	2:35.264	13	1.969	2:33.631	97	4.792	2:35.103	97	4.491	2:33.734	97	4.788	2:34.597	97	5.461	2:34.885
97	2.047	2:35.939	97	2.675	2:33.662	52	5.457	2:35.421	52	5.556	2:34.134	52	5.955	2:34.699	52	5.898	2:34.155
52	3.731	2:37.623	52	3.022	2:32.325	13	6.315	2:37.332	100	10.384	2:35.760	100	11.691	2:35.607	100	14.087	2:36.608
51	4.087	2:37.979	100	7.057	2:35.610	100	8.659	2:34.588	78	13.184	2:36.296	78	14.778	2:35.894	78	17.155	2:36.589
100	4.481	2:38.373	51	8.080	2:37.027	51	10.668	2:35.574	51	15.907	2:39.274	79	18.476	2:36.251	79	20.361	2:36.097
78	4.830	2:38.722	78	8.421	2:36.625	78	10.923	2:35.488	79	16.525	2:37.144	51	20.112	2:38.505	51	23.108	2:37.208
77	6.904	2:40.796	79	10.778	2:35.628	79	13.416	2:35.624	77	20.572	2:39.064	77	23.796	2:37.524	77	27.476	2:37.892
91	7.271	2:41.163	77	11.431	2:37.561	77	15.543	2:37.098	91	21.613	2:38.433	91	24.881	2:37.568	888	29.540	2:38.460
79	8.184	2:42.076	91	12.014	2:37.777	91	17.215	2:38.187	888	22.011	2:38.496	888	25.292	2:37.581	43	30.174	2:37.588
87	8.571	2:42.463	87	12.226	2:36.689	888	17.550	2:36.913	142	22.589	2:38.723	142	25.984	2:37.695	91	30.331	2:39.662
888	9.274	2:43.166	888	13.623	2:37.383	142	17.901	2:36.476	87	23.061	2:38.849	43	26.798	2:37.384	87	30.617	2:37.772
142	9.797	2:43.689	142	14.411	2:37.648	87	18.247	2:39.007	43	23.714	2:37.645	87	27.057	2:38.296	142	31.135	2:39.363
43	9.851	2:43.743	43	14.838	2:38.021	170	19.874	2:37.004	170	23.882	2:38.043	170	27.991	2:38.409	170	31.705	2:37.926
170	11.506	2:45.398	170	15.856	2:37.384	43	20.104	2:38.252	42	26.810	2:38.817	42	30.940	2:38.430	71	34.540	2:37.110
42	12.252	2:46.144	71	17.034	2:37.126	71	21.191	2:37.143	71	27.767	2:40.611	71	31.642	2:38.175	42	35.114	2:38.386
71	12.942	2:46.834	42	17.435	2:38.217	42	22.028	2:37.579	96	31.189	2:38.893	98	36.076	2:37.412	96	41.469	2:39.135
38	13.781	2:47.673	96	21.109	2:39.697	96	26.331	2:38.208	98	32.964	2:38.583	96	36.546	2:39.657	21	45.399	2:39.171
96	14.446	2:48.338	38	21.583	2:40.836	98	28.416	2:38.855	38	35.325	2:40.075	21	40.440	2:38.884	48	49.429	2:39.836
21	14.707	2:48.599	21	21.936	2:40.263	38	29.285	2:40.688	21	35.856	2:40.383	38	41.990	2:40.965	98	51.345	2:49.481
11	15.008	2:48.900	11	22.301	2:40.327	21	29.508	2:40.558	48	36.354	2:39.323	48	43.805	2:41.751	2	55.831	2:40.678
98	15.245	2:49.137	98	22.547	2:40.336	48	31.066	2:39.643	15	41.254	2:43.198	2	49.365	2:41.175	195	58.122	2:41.696
15	15.674	2:49.566	15	23.787	2:41.147	15	32.091	2:41.290	2	42.490	2:42.316	195	50.638	2:41.568	59	1:09.957	2:44.365
2	16.014	2:49.906	48	24.409	2:40.986	195	34.047	2:42.027	195	43.370	2:43.358	41	56.309	2:43.981	20	1:10.218	2:41.166
48	16.457	2:50.349	2	24.778	2:41.798	2	34.209	2:42.417	41	46.628	2:42.801	59	59.804	2:44.547	155	1:16.641	2:44.727
195	17.015	2:50.907	195	25.006	2:41.025	41	37.862	2:42.154	59	49.557	2:43.447	20	1:03.264	2:42.303	28	1:16.902	2:45.321
59	17.978	2:51.870	41	28.694	2:43.341	59	40.145	2:43.952	81	54.550	2:45.587	81	1:05.304	2:45.054	84	1:17.321	2:44.640
41	18.387	2:52.279	59	29.179	2:44.235	81	42.998	2:44.153	28	54.890	2:44.662	28	1:05.793	2:45.203	67	1:26.004	2:43.559
28	20.194	2:54.086	81	31.831	2:43.616	28	44.263	2:44.728	20	55.261	2:42.047	155	1:06.126	2:42.091	106	1:54.908	2:51.943
67	21.225	2:55.117	28	32.521	2:45.361	67	46.791	2:44.321	155	58.335	2:44.763	84	1:06.893	2:42.458	3	1:56.549	2:48.210
81	21.249	2:55.141	67	35.456	2:47.265	20	47.249	2:44.378	84	58.735	2:45.393	67	1:16.657	2:45.143	57	1:57.983	2:49.924
20	21.695	2:55.587	84	35.658	2:45.767	84	47.377	2:44.705	67	1:05.814	2:53.058	106	1:37.177	2:51.309	110	1:59.035	2:50.304
84	22.925	2:56.817	20	35.857	2:47.196	155	47.607	2:44.254	106	1:20.168	2:51.245	57	1:42.271	2:50.850	61	2:07.812	2:52.996
155	24.585	2:58.477	155	36.339	2:44.788	106	1:02.958	2:51.800	57	1:25.721	2:51.842	3	1:42.551	2:50.657	38	2:12.905	4:05.127
9	25.964	2:59.856	9	43.752	2:50.822	9	1:04.237	2:53.471	3	1:26.194	2:51.221	110	1:42.943	2:50.636			
75	26.784	3:00.676	106	44.144	2:49.713	57	1:07.914	2:51.458	110	1:26.607	2:52.384	61	1:49.028	2:52.971			
106	27.465	3:01.357	57	49.442	2:53.127	110	1:08.258	2:51.500	61	1:30.357	2:53.118						
57	29.349	3:03.241	110	49.744	2:53.190	3	1:09.008	2:51.300	9	1:38.875	3:08.673						
110	29.588	3:03.480	3	50.694	2:52.774	61	1:11.274	2:52.453									
3	30.954	3:04.846	61	51.807	2:52.656												
61	32.185	3:06.077	75	2:17.412	4:23.662												

**Session Start: 11:30:25 - Finish: 12:20:53**

**Weather/Track Conditions: Cloud / Dry**

**Circuit: Silverstone Historic Grand Prix**

**Track Length: 5.857 Km - 3.6394 miles**

# Silverstone Classic - 28 - 30 Jul 2017

## John Fitzpatrick Trophy For Under 2 Litre Touring Cars (U2TC)

### Race 4 - Lap Chart

Lap 7			Lap 8			Lap 9			Lap 10			Lap 11			Lap 12		
NO	Behind	Laptime	NO	Behind	Laptime	NO	Behind	Laptime	NO	Behind	Laptime	NO	Behind	Laptime	NO	Behind	Laptime
7		2:33.695	7		2:34.460	7		2:34.587	7		2:34.390	52		2:37.811	7		2:34.167
41	1 LAP	4:16.565	52	9.480	2:36.889	52	10.071	2:35.178	3	1 LAP	2:47.217	98	1 LAP	4:16.480	97	0.265	2:34.825
97	6.786	2:35.020	97	9.752	2:37.426	97	11.368	2:36.203	52	12.121	2:36.440	48	1 LAP	4:17.540	195	7.285	2:40.558
52	7.051	2:34.848	41	1 LAP	2:41.884	61	1 LAP	2:53.993	100	23.845	2:38.116	100	10.362	2:36.449	52	10.876	4:03.503
81	1 LAP	4:13.504	81	1 LAP	2:40.893	41	1 LAP	2:40.843	41	1 LAP	2:40.425	79	10.770	2:35.630	3	1 LAP	2:46.845
100	16.157	2:35.765	100	18.885	2:37.188	100	20.119	2:35.821	79	25.072	2:35.749	41	1 LAP	2:39.552	100	24.629	4:06.894
78	20.317	2:36.857	79	22.927	2:35.301	81	1 LAP	2:39.984	81	1 LAP	2:39.174	81	1 LAP	2:39.750	78	24.887	2:37.233
79	22.086	2:35.420	78	23.398	2:37.541	79	23.713	2:35.373	61	1 LAP	2:55.904	59	1 LAP	4:19.721	51	34.285	2:37.383
77	32.007	2:38.226	888	37.263	2:38.457	888	41.444	2:38.768	142	46.989	2:39.010	142	36.738	2:39.681	79	35.175	4:17.032
888	33.266	2:37.421	91	37.857	2:37.728	142	42.369	2:38.339	71	47.557	2:37.802	61	1 LAP	2:55.381	77	35.911	2:35.683
91	34.589	2:37.953	142	38.617	2:37.214	71	44.145	2:37.002	42	49.263	2:38.515	96	50.620	2:40.944	57	1 LAP	2:47.272
43	35.036	2:38.557	71	41.730	2:37.756	42	45.138	2:37.530	170	59.379	2:43.172	67	1 LAP	2:40.659	91	40.851	2:38.550
142	35.863	2:38.423	42	42.195	2:37.623	170	50.597	2:38.835	96	59.608	2:38.621	2	1:12.502	2:41.064	888	42.191	2:38.048
170	36.576	2:38.566	170	46.349	2:44.233	96	55.377	2:39.312	67	1 LAP	4:17.504	97	1:18.067	2:34.997	43	42.679	2:37.275
71	38.434	2:37.589	96	50.652	2:38.451	21	1:01.856	2:39.828	2	1:21.370	2:40.656	7	1:18.460	4:08.392	42	44.396	2:38.275
42	39.032	2:37.613	21	56.615	2:40.139	98	1:11.399	2:41.832	195	1:28.703	2:41.654	195	1:19.354	2:40.583	142	46.666	4:02.555
96	46.661	2:38.887	48	1:03.929	2:41.992	48	1:11.725	2:42.383	97	1:33.002	3:56.024	3	1 LAP	4:16.032	110	1 LAP	2:51.713
21	50.936	2:39.232	98	1:04.154	2:40.097	2	1:15.104	2:40.635	20	1:43.035	2:43.883	78	1:40.281	2:37.444	38	59.729	2:38.026
48	56.397	2:40.663	2	1:09.056	2:40.970	195	1:21.439	2:41.650	57	1 LAP	4:24.563	57	1 LAP	2:47.594	87	1:00.211	2:39.427
98	58.517	2:40.867	195	1:14.376	2:41.983	106	1 LAP	4:29.776	84	1:51.505	2:43.356	84	1:45.325	2:43.752	21	1:03.059	2:39.393
2	1:02.546	2:40.410	20	1:26.116	2:41.903	20	1:33.542	2:42.013	78	1:52.769	2:37.862	51	1:49.529	2:36.585	71	1:09.574	2:42.066
195	1:06.853	2:42.426	59	1:29.472	2:43.729	59	1:38.920	2:44.035	110	1 LAP	4:35.813	77	1:52.855	2:36.389	106	1 LAP	2:57.278
20	1:18.673	2:42.150	84	1:34.135	2:42.115	84	1:42.539	2:42.991	106	1 LAP	3:02.173	91	1:54.928	2:36.989	61	1 LAP	4:27.948
59	1:20.203	2:43.941	51	1:59.475	2:36.132	78	1:49.297	4:00.486	51	2:02.876	2:36.208	888	1:56.770	2:40.596	170	1:21.701	2:43.947
84	1:26.480	2:42.854	77	2:03.223	4:05.676	51	2:01.058	2:36.170	888	2:06.106	3:59.052	43	1:58.031	2:37.855	2	1:22.576	4:02.701
28	1:31.254	2:48.047	43	2:03.433	4:02.857	91	2:04.258	4:00.988	77	2:06.398	2:35.422	42	1:58.748	3:59.417	98	1:35.220	2:41.557
67	1:57.061	3:04.752	67	2:09.184	2:46.583	77	2:05.366	2:36.730	91	2:07.871	2:38.003	110	1 LAP	2:52.688	41	1:41.964	2:40.367
51	1:57.803	4:08.390	87	2:17.361	2:40.109	43	2:06.650	2:37.804	43	2:10.108	2:37.848	106	1 LAP	2:58.491	81	1:43.238	2:39.180
106	2:10.752	2:49.539	38	2:20.370	2:37.019	87	2:21.271	2:38.497	87	2:25.352	2:38.471	87	2:13.411	2:37.991	48	1:46.762	2:47.463
3	2:11.357	2:48.503	3	2:24.980	2:48.083	38	2:23.854	2:38.071	21	2:26.592	3:59.126	38	2:14.330	2:37.328	20	1:50.127	2:43.463
87	2:11.712	4:14.790	57	2:28.841	2:48.946				38	2:26.934	2:37.470	21	2:16.293	2:39.633	59	2:01.600	2:39.478
57	2:14.355	2:50.067	110	2:30.800	2:49.920							71	2:20.135	4:22.510	96	2:05.631	5:07.638
110	2:15.340	2:50.000										170	2:30.381	4:20.934	84	2:10.366	4:17.668
38	2:17.811	2:38.601										98	2:46.290	2:42.733			
61	2:27.553	2:53.436										48	2:51.926	2:46.983			
												41	2:54.224	2:39.922			
												81	2:56.685	2:39.352			
												20	2:59.291	4:06.188			
												59	3:14.749	2:40.430			
												67	3:49.008	2:40.570			

Session Start: 11:30:25 - Finish: 12:20:53

Weather/Track Conditions: Cloud / Dry

Circuit: Silverstone Historic Grand Prix

Track Length: 5.857 Km - 3.6394 miles



# Silverstone Classic - 28 - 30 Jul 2017

## John Fitzpatrick Trophy For Under 2 Litre Touring Cars (U2TC)

### Race 4 - Lap Chart

Lap 13			Lap 14			Lap 15			Lap 16			Lap 17			Lap 18		
NO	Behind	Laptime	NO	Behind	Laptime	NO	Behind	Laptime	NO	Behind	Laptime	NO	Behind	Laptime	NO	Behind	Laptime
7		2:34.685	7		2:33.526	7		2:33.888	7		2:34.028	7		2:35.337	97		2:36.028
97	0.777	2:35.197	97	1.474	2:34.223	97	3.220	2:35.634	97	4.196	2:35.004	97	3.803	2:34.944	96	1 LAP	2:41.822
67	1 LAP	2:42.594	67	1 LAP	2:39.290	52	16.684	2:36.181	84	1 LAP	2:43.847	48	1 LAP	2:47.165	48	1 LAP	2:52.564
52	12.239	2:36.048	52	14.391	2:35.678	67	1 LAP	2:44.014	52	19.047	2:36.391	106	2 LAPS	3:01.970	52	19.583	2:39.914
78	28.472	2:38.270	78	32.220	2:37.274	51	40.393	2:36.058	67	1 LAP	2:40.117	84	1 LAP	2:43.276	59	1 LAP	3:11.108
100	32.181	2:42.237	51	38.223	2:36.098	77	41.350	2:35.971	51	42.147	2:35.782	52	19.500	2:35.790	84	1 LAP	2:47.702
3	1 LAP	2:46.563	77	39.267	2:35.773	100	47.042	2:41.037	77	42.708	2:35.386	67	1 LAP	2:39.893	61	2 LAPS	3:07.777
51	35.651	2:36.051	100	39.893	2:41.238	91	57.636	2:40.616	91	1:03.655	2:40.047	51	42.374	2:35.564	106	2 LAPS	2:56.160
77	37.020	2:35.794	3	1 LAP	2:47.620	38	1 LAP	2:39.661	142	1:04.179	2:38.544	77	43.155	2:35.784	67	1 LAP	2:39.301
79	42.852	2:42.362	91	50.908	2:37.717	142	59.663	2:38.901	43	1:04.631	2:38.561	142	1:07.458	2:38.616	51	37.882	2:35.339
91	46.717	2:40.551	79	52.427	2:43.101	43	1:00.098	2:40.217	42	1:05.467	2:38.529	42	1:08.097	2:37.967	77	38.858	2:35.534
43	47.086	2:39.092	38	1 LAP	5:01.858	42	1:00.966	2:39.808	888	1:06.136	2:37.687	43	1:08.393	2:39.099	142	1:06.251	2:38.624
57	1 LAP	2:45.454	43	53.769	2:40.209	888	1:02.477	2:38.916	79	1:11.301	2:41.521	888	1:09.009	2:38.210	42	1:07.399	2:39.133
42	49.570	2:39.859	142	54.650	2:38.098	79	1:03.808	2:45.269	87	1:16.478	2:37.802	87	1:16.864	2:35.723	43	1:07.800	2:39.238
142	50.078	2:38.097	42	55.046	2:39.002	3	1 LAP	2:49.413	3	1 LAP	2:45.654	79	1:18.658	2:42.694	888	1:07.909	2:38.731
888	51.880	2:44.374	888	57.449	2:39.095	87	1:12.704	2:38.349	21	1:26.501	2:39.432	3	1 LAP	2:47.524	87	1:14.853	2:37.820
87	1:03.836	2:38.310	87	1:08.243	2:37.933	21	1:21.097	2:40.232	71	1:36.655	2:40.522	21	1:30.452	2:39.288	79	1:19.849	2:41.022
21	1:08.490	2:40.116	57	1 LAP	3:00.499	57	1 LAP	2:45.258	57	1 LAP	2:46.786	91	1:33.613	3:05.295	21	1:30.518	2:39.897
110	1 LAP	2:51.262	21	1:14.753	2:39.789	71	1:30.161	2:40.707	2	1:51.749	2:41.028	71	1:40.222	2:38.904	91	1:33.216	2:39.434
71	1:16.487	2:41.598	71	1:23.342	2:40.381	2	1:44.749	2:41.242	170	1:54.446	2:41.818	57	1 LAP	2:44.107	3	1 LAP	2:45.991
170	1:28.941	2:41.925	110	1 LAP	2:50.069	170	1:46.656	2:43.304	81	2:04.559	2:39.196	2	1:58.507	2:42.095	71	1:38.619	2:38.228
2	1:30.560	2:42.669	170	1:37.240	2:41.825	110	1 LAP	2:50.217	98	2:05.080	2:41.343	170	2:00.740	2:41.631	170	2:05.156	2:44.247
106	1 LAP	2:57.146	2	1:37.395	2:40.361	98	1:57.765	2:41.464	110	1 LAP	2:50.905	81	2:08.526	2:39.304	57	1 LAP	3:00.088
61	1 LAP	2:55.264	98	1:50.189	2:42.358	81	1:59.391	2:39.363	41	2:07.349	2:39.455	41	2:11.447	2:39.435	81	2:09.592	2:40.897
98	1:41.357	2:40.822	195	1:53.483	2:42.188	195	2:01.012	2:41.417	195	2:08.684	2:41.700	195	2:13.582	2:40.235	41	2:11.042	2:39.426
195	1:44.821	4:12.221	81	1:53.916	2:39.523	41	2:01.922	2:40.406	59	2:24.698	2:40.736	98	2:14.945	2:45.202	2	2:13.772	2:55.096
41	1:47.726	2:40.447	41	1:55.404	2:41.204	61	1 LAP	2:51.414	20	2:26.617	2:41.327	110	1 LAP	2:49.224	195	2:15.238	2:41.487
81	1:47.919	2:39.366	106	1 LAP	2:56.386	59	2:17.990	2:39.098	61	1 LAP	2:51.773	20	2:34.584	2:43.304	98	2:19.118	2:44.004
48	1:57.477	2:45.400	61	1 LAP	2:56.263	20	2:19.318	2:43.583	96	2:34.234	2:41.164				110	1 LAP	2:50.087
20	1:57.691	2:42.249	20	2:09.623	2:45.458	106	1 LAP	2:56.035									
59	2:06.323	2:39.408	59	2:12.780	2:39.983	96	2:27.098	2:41.076									
96	2:12.948	2:42.002	48	2:13.544	2:49.593	48	2:28.948	2:49.292									
84	2:18.827	2:43.146	96	2:19.910	2:40.488												
			84	2:29.517	2:44.216												

Session Start: 11:30:25 - Finish: 12:20:53

Weather/Track Conditions: Cloud / Dry

Circuit: Silverstone Historic Grand Prix

Track Length: 5.857 Km - 3.6394 miles

# Silverstone Classic - 28 - 30 Jul 2017

## John Fitzpatrick Trophy For Under 2 Litre Touring Cars (U2TC)

### Race 4 - Lap Chart

Lap 19		
NO	Behind	Laptime
97		2:36.100
20	1 LAP	2:42.504
96	1 LAP	2:40.700
52	19.495	2:36.012
48	1 LAP	2:46.869
84	1 LAP	2:45.407
67	1 LAP	2:42.763
51	38.596	2:36.814
77	39.183	2:36.425
61	2 LAPS	2:55.951
106	2 LAPS	2:55.528
142	1:07.978	2:37.827
42	1:09.678	2:38.379
43	1:11.513	2:39.813
888	1:11.523	2:39.714
87	1:16.583	2:37.830
79	1:25.137	2:41.388
21	1:33.790	2:39.372
91	1:36.949	2:39.833
71	1:41.708	2:39.189
3	1 LAP	2:47.115
170	2:11.933	2:42.877
81	2:13.152	2:39.660
41	2:14.835	2:39.893
57	1 LAP	2:47.131
195	2:20.832	2:41.694
2	2:21.519	2:43.847
98	2:25.199	2:42.181
110	1 LAP	2:49.853

Session Start: 11:30:25 - Finish: 12:20:53  
Weather/Track Conditions: Cloud / Dry  
Circuit: Silverstone Historic Grand Prix  
Track Length: 5.857 Km - 3.6394 miles



## Silverstone Classic - 28 - 30 Jul 2017

### Kidston Trophy For Pre War Sports Cars

#### Race 5 - Classification - AMENDED

Sheet No:

POS	NO	DRIVER/S	CLASS	CLASS POS	CAR MAKE / MODEL	TIME	LAPS	GAP	DIFF	MPH	BEST	ON
1	52	Gareth Burnett	PW7	1	Talbot 105 (GO 52)	41:37.709	12	-- 12 laps		62.94	2:49.288	12
2	11	Wakeman-Blakeney-Edwards	PW1	1	Frazer Nash	41:37.871	12	0.162	0.162	62.94	2:49.285	12
3	10	Gillett-Williams	PW1	2	Frazer Nash	41:43.920	12	6.211	6.049	62.79	2:49.015	7
4	8	Rudiger Friedrichs	PW7	2	Alvis Firefly 4.3	41:50.738	12	13.029	6.818	62.62	2:49.523	9
5	1	Sam Stretton	PW6	1	Alta Sports	42:21.167	12	43.458	30.429	61.86	2:55.084	10
6	9	Hudson-Morley	PW3	1	Bentley 3/4½	42:38.772	12	1:01.063	17.605	61.44	2:53.761	10
7	38	James Morley	PW3	2	Bentley 3/4½	42:44.548	12	1:06.839	5.776	61.30	2:56.750	12
8	3	Clive Morley	PW3	3	Bentley 3/4½	42:59.438	12	1:21.729	14.890	60.95	2:57.879	6
9	45	Llewellyn O-Llewellyn T	PW3	4	Bentley 4½	43:21.321	12	1:43.612	21.883	60.43	3:00.240	12
10	32	Niklas Halusa	PW6	2	Alfa Romeo 8C 2300	43:35.304	12	1:57.595	13.983	60.11	3:02.206	8
11	27	Peter Dubsy	PW5	1	Aston Martin 15/98	43:37.306	12	1:59.597	2.002	60.07	3:01.904	10
12	91	Paul Chase-Gardener	PW5	2	Aston Martin 2 Litre	43:38.142	12	2:00.433	0.836	60.05	3:01.255	12
13	33	Richard Iliffe	PW4	1	Riley Kestrel Sports	43:54.911	12	2:17.202	16.769	59.66	3:04.183	9
14	24	Theo Hunt	PW1	3	Frazer Nash TT Rep	43:56.534	12	2:18.825	1.623	59.63	3:02.329	7
15	16	Alan Middleton	PW5	3	Aston Martin Speed 'Red	44:09.593	12	2:31.884	13.059	59.33	3:00.115	8
16	4	Philip Champion	PW1	4	Frazer Nash	44:11.494	12	2:33.785	1.901	59.29	3:04.666	8
17	31	Trevor Swete	PW7	3	Invicta S Type	44:13.189	12	2:35.480	1.695	59.25	3:07.838	8
18	49	Ball C-Ball N	PW7	4	Invicta S Type Low	44:14.169	12	2:36.460	0.980	59.24	3:00.143	12
19	7	Brown A-Brown R	PW7	5	Invicta Low Chassis	41:45.108	11	-- 11 laps	31.082	57.53	3:08.707	9
20	15	Jock Mackinnon	PW2	1	Bentley 3 litre Tourer	41:51.866	11	6.758	6.758	57.37	3:11.992	8
21	44	Stephen Skipworth	PW5	4	Aston Martin Monoposto	42:06.655	11	21.547	14.789	57.04	3:14.535	9
22	46	Duncan Wilshire	PW2	2	Bentley 3 Litre	42:08.704	11	23.596	2.049	56.99	3:14.266	6
23	14	Chilcott-Futter	PW1	5	Frazer Nash Fast Tourer	42:08.720	11	23.612	0.016	56.99	3:01.415	7
24	19	Chris Lunn	PW6	3	Talbot 105 Sports 'Team	42:10.917	11	25.809	2.197	56.94	3:12.059	11
25	66	Birch-Cleyndert	PW7	6	Talbot 75/105	42:29.792	11	44.684	18.875	56.52	3:16.287	1
26	29	Fellows-Henderson	PW3	5	Vauxhall 30/98	42:43.795	11	58.687	14.003	56.21	3:10.977	6
27	40	King-St Clair Tisdall	PW4	2	Morgan 4/4 Le Mans	43:19.260	11	1:34.152	35.465	55.44	3:25.325	11
28	21	Littlewood M-Littlewood A	PW3	6	Bentley 3/4½	43:45.312	11	2:00.204	26.052	54.89	3:11.754	11
29	20	Bell-Welch	PW3	7	Bentley 3/4½	44:20.426	11	2:35.318	35.114	54.17	3:30.384	6
30	18	Guy Northam	PW3	8	Bentley 4½	44:45.153	11	3:00.045	24.727	53.67	3:33.326	10
31	99	Getley-Degenaar	PW3	9	Bentley 3/4½	44:49.088	11	3:03.980	3.935	53.59	3:04.643	1
32	5	Bradfield P-Bradfield G	PW7	7	Invicta S Type	45:01.728	11	3:16.620	12.640	53.34	3:26.789	5
33	55	Chris Guest	PW3	10	Bentley 4½ Le Mans	45:02.361	11	3:17.253	0.633	53.33	3:34.256	10
34	37	Sebba-Cole	PW4	3	Morgan 4-4 LM	42:20.897	10	-- 10 laps	54.426	51.56	3:43.843	9
35	39	Bolsover-Carr	PW3	11	Bentley 3/8	45:20.633	9	-- 9 laps --	6:44.770	43.34	3:56.145	9
----- NOT CLASSIFIED -----												
DNF 6	Richard Bradley	PW4	Aston Martin Ulster	21:48.116	5	-- 5 laps --			50.08	3:18.546	5	
DNF 22	Roger Buxton	PW7	Alfa Romeo 6C 1750 GS	23:20.939	3	-- 3 laps --	9:25.635	28.05	4:23.675	1		
DNF 34	Martin Overington	PW3	Bentley 4.5 Blower	3:36.927	1	-- 1 laps --		60.39	3:36.927	1		
DNF 35	Martin Halusa	PW2	Bugatti 35C									
DNF 25	Blakemore-Diffey	PW5	Aston Martin Speed									
DNF 51	Pilkington R-Pilkington T	PW7	Talbot T26 SS									

#### ----- FASTEST LAP SUMMARY -----

NO	DRIVER/S	CLASS	CAR MAKE / MODEL	FASTEST LAP	ON	MPH
10	Gillett-Williams	PW1	Frazer Nash Supersports	2:49.015	7	77.52
52	Gareth Burnett	PW7	Talbot 105 (GO 52)	2:49.288	12	77.39
9	Hudson-Morley	PW3	Bentley 3/4½	2:53.761	10	75.40
1	Sam Stretton	PW6	Alta Sports	2:55.084	10	74.83
16	Alan Middleton	PW5	Aston Martin Speed 'Red D	3:00.115	8	72.74
33	Richard Iliffe	PW4	Riley Kestrel Sports	3:04.183	9	71.13
15	Jock Mackinnon	PW2	Bentley 3 litre Tourer	3:11.992	8	68.24

Car 21 - 45 second penalty, speeding in pit lane - final instruction 35 refers.

Session Start: 12:40:59 - Finish: 13:22:35

Weather/Track Conditions: Cloud / Dry

Circuit: Silverstone Historic Grand Prix

Track Length: 5.857 Km - 3.6394 miles

These results are provisional until the conclusion of any judicial and technical matters.

Clerk of the Course:

Timekeeper:

Issued at:

# Silverstone Classic - 28 - 30 Jul 2017

## Kidston Trophy For Pre War Sports Cars

### Race 5 - Sector Analysis

1 Sam Stretton (PW6)								Alta Sports							
lap	Sect-1	Speed	Sect-2	Speed	Sect-3	Speed	Laptime Pit	lap	Sect-1	Speed	Sect-2	Speed	Sect-3	Speed	Laptime Pit
1		95.9	1:29.138	100.3	33.197	74.7	2:58.058	7	53.848	96.3	2:10.148	98.8	32.590	76.3	3:36.586 P
2	1:23.467	37.5	2:51.490	46.5	1:01.607	41.2	5:16.564	8	54.543	95.1	1:28.903	98.1	33.014	75.4	2:56.460
3	1:36.533	39.5	2:46.366	43.2	56.067	46.2	5:18.966	9	54.269	96.6	1:29.828	99.0	32.543	77.1	2:56.640
4	1:35.968	39.9	2:22.063	62.7	40.707	74.6	4:38.738	10	53.915	96.7	1:28.712	98.0	32.457	74.2	2:55.084
5	54.984	97.5	1:28.517	98.8	32.946	76.4	2:56.447	11	54.384	96.6	1:28.616	98.4	32.670	75.8	2:55.670
6	54.141	97.1	1:28.765	98.7	32.779	75.7	2:55.685	12	54.285	97.3	1:28.724	98.0	33.260	72.5	2:56.269

3 Clive Morley (PW3)								Bentley 3/4½							
lap	Sect-1	Speed	Sect-2	Speed	Sect-3	Speed	Laptime Pit	lap	Sect-1	Speed	Sect-2	Speed	Sect-3	Speed	Laptime Pit
1		93.1	1:29.831		33.371	71.5	3:02.397	7	56.095	92.2	1:29.757		33.736	72.2	2:59.588
2	1:21.048	34.0	2:52.059		1:00.845	38.9	5:13.952	8	56.097	92.1	1:30.222		32.988	72.5	2:59.307
3	1:37.136	38.6	2:46.489		55.089	49.9	5:18.714	9	57.400	92.4	2:18.825		32.942	75.1	3:49.167 P
4	1:36.932	38.1	2:21.501		40.057	75.4	4:38.490	10	55.846	92.8	1:31.515		33.000	70.0	3:00.361
5	56.011	94.5	1:30.163		33.144	74.0	2:59.318	11	56.228	91.6	1:31.271		33.332	67.2	3:00.831
6	55.752	93.2	1:28.897		33.230	72.2	2:57.879	12	56.579	91.8	1:30.368		32.487	73.1	2:59.434

4 Philip Champion (PW1)								Frazer Nash Supersports							
lap	Sect-1	Speed	Sect-2	Speed	Sect-3	Speed	Laptime Pit	lap	Sect-1	Speed	Sect-2	Speed	Sect-3	Speed	Laptime Pit
1		87.0	1:42.054	90.1	35.508	71.8	3:24.140	7	57.901	86.7	1:34.364	86.4	34.497	73.7	3:06.762
2	1:10.364	33.2	2:49.933	44.3	1:01.279	40.2	5:01.576	8	57.304	86.5	1:33.681	85.9	33.681	74.5	3:04.666
3	1:39.240	34.8	2:44.612	42.6	57.412	45.2	5:21.264	9	57.076	86.9	1:34.398	85.6	35.377	72.9	3:06.851
4	1:37.579	41.2	2:19.189	76.6	37.809	72.6	4:34.577	10	57.813	87.4	1:33.252	87.0	34.054	76.1	3:05.119
5	58.621	88.4	1:35.292	91.3	35.264	71.2	3:09.177	11	58.044	85.6	1:36.063	85.8	35.573	73.7	3:09.680
6	58.187	85.6	2:29.401	83.9	34.027	73.8	4:01.615 P	12	57.823	88.2	1:34.707	87.4	33.537	75.5	3:06.067

5 Bradfield P-Bradfield G (PW7)								Invicta S Type							
lap	Sect-1	Speed	Sect-2	Speed	Sect-3	Speed	Laptime Pit	lap	Sect-1	Speed	Sect-2	Speed	Sect-3	Speed	Laptime Pit
1		78.0	1:44.418		38.103	64.9	3:41.690	7	1:10.579	70.4	1:49.098		40.836	59.2	3:40.513
2	1:07.146	66.4	2:47.812		1:02.254	48.5	4:57.212	8	1:08.248	71.8	1:50.953		40.373	62.1	3:39.574
3	1:37.807	29.4	2:44.291		59.117	49.2	5:21.215	9	1:08.315	72.2	1:48.557		40.485	60.1	3:37.357
4	1:36.511	29.8	2:20.476		38.168	65.2	4:35.155	10	1:07.343	72.3	1:48.066		39.028	59.9	3:34.437
5	1:04.213	78.4	1:43.985		38.591	64.8	3:26.789	11	1:07.976	77.5	1:46.409		38.925	59.5	3:33.310
6	1:06.114	72.9	3:06.355		42.007	56.5	4:54.476 P	12							

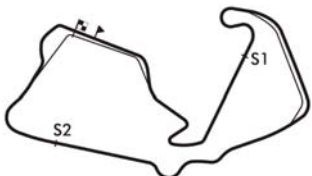
6 Richard Bradley (PW4)								Aston Martin Ulster							
lap	Sect-1	Speed	Sect-2	Speed	Sect-3	Speed	Laptime Pit	lap	Sect-1	Speed	Sect-2	Speed	Sect-3	Speed	Laptime Pit
1		77.8	1:43.519	77.1	38.916	59.8	3:31.071	4	1:37.289	30.1	2:19.946	74.4	37.031	69.7	4:34.266
2	1:10.049	47.1	2:51.986	37.7	1:01.104	43.2	5:03.139	5	1:02.048	77.0	1:41.340	78.3	35.158	64.0	3:18.546
3	1:38.789	30.5	2:43.767	37.1	58.538	49.5	5:21.094	6							

7 Brown A-Brown R (PW7)								Invicta Low Chassis							
lap	Sect-1	Speed	Sect-2	Speed	Sect-3	Speed	Laptime Pit	lap	Sect-1	Speed	Sect-2	Speed	Sect-3	Speed	Laptime Pit
1		84.2	1:38.050		37.343	63.7	3:30.223	7	59.433	85.7	1:35.230		35.349	68.5	3:10.012
2	1:05.800	34.8	2:53.465		1:00.163	46.1	4:59.428	8	1:00.101	84.4	1:35.086		34.248	71.3	3:09.435
3	1:39.392	32.3	2:44.448		57.523	46.2	5:21.363	9	58.789	84.6	1:35.919		33.999	71.7	3:08.707
4	1:37.351	32.3	2:19.640		38.755	70.9	4:35.746	10	58.912	83.9	1:35.400		38.033	63.4	3:12.345
5	1:00.239	84.6	2:36.077		36.170	70.2	4:12.486 P	11	1:00.141	84.6	1:34.545		34.462	71.9	3:09.148
6	1:03.941	83.4	1:37.184		35.090	69.2	3:16.215	12							

8 Rudiger Friedrichs (PW7)								Alvis Firefly 4.3							
lap	Sect-1	Speed	Sect-2	Speed	Sect-3	Speed	Laptime Pit	lap	Sect-1	Speed	Sect-2	Speed	Sect-3	Speed	Laptime Pit
1		100.0	1:25.550		32.787	81.0	2:51.539	7	52.986	96.8	2:12.961		32.035	81.4	3:37.982 P
2	1:27.087	37.4	2:51.428		1:01.978	44.1	5:20.493	8	53.705	99.9	1:26.837		32.762	82.1	2:53.304
3	1:36.110	42.8	2:45.841		56.948	47.3	5:18.899	9	52.375	99.3	1:25.179		31.969	82.1	2:49.523
4	1:34.273	50.2	2:24.000		41.092	78.2	4:39.365	10	52.218	99.3	1:25.748		32.338	80.5	2:50.304
5	54.028	103.2	1:25.786		32.718	81.0	2:52.532	11	52.827	96.8	1:26.248		32.634	74.2	2:51.709
6	53.805	102.1	1:25.506		32.936	79.4	2:52.247	12	52.952	104.5	1:27.242		32.647	81.6	2:52.841



**Session Start: 12:40:59 - Finish: 13:22:35**  
**Weather/Track Conditions: Cloud / Dry**  
**Circuit: Silverstone Historic Grand Prix**  
**Track Length: 5.857 Km - 3.6394 miles**

# Silverstone Classic - 28 - 30 Jul 2017

## Kidston Trophy For Pre War Sports Cars

### Race 5 - Sector Analysis

9 Hudson-Morley (PW3)								Bentley 3/4½							
lap	Sect-1	Speed	Sect-2	Speed	Sect-3	Speed	Laptime Pit	lap	Sect-1	Speed	Sect-2	Speed	Sect-3	Speed	Laptime Pit
1		88.0	1:32.441	101.1	35.217	68.5	3:07.587	7	54.917	97.1	1:27.722	97.3	32.162	76.7	2:54.801
2	1:18.723	34.7	2:50.980	46.0	1:02.148	46.4	5:11.851	8	55.057	98.3	1:28.278	100.6	32.094	77.5	2:55.429
3	1:37.870	33.8	2:45.646	41.8	56.363	49.1	5:19.879	9	54.570	97.8	1:27.942	100.8	31.665	76.7	2:54.177
4	1:35.437	38.4	2:21.125	61.1	40.861	70.0	4:37.423	10	54.936	98.5	1:27.003	100.3	31.822	76.5	2:53.761
5	58.439	97.5	1:33.036	98.8	35.545	66.6	3:07.020	11	54.612	98.3	1:28.205	98.7	32.092	77.0	2:54.909
6	58.830	97.7	2:15.912	93.9	32.623	76.6	3:47.365 P	12	54.934	99.0	1:27.279	102.6	32.357	76.0	2:54.570

10 Gillett-Williams (PW1)								Frazer Nash Supersports							
lap	Sect-1	Speed	Sect-2	Speed	Sect-3	Speed	Laptime Pit	lap	Sect-1	Speed	Sect-2	Speed	Sect-3	Speed	Laptime Pit
1		97.7	1:26.115	98.7	30.541	77.6	2:51.940	7	52.521	97.1	1:25.241	97.7	31.253	79.3	2:49.015
2	1:27.297	38.7	2:51.433	46.6	1:02.009	41.8	5:20.739	8	53.144	97.1	2:13.636	98.7	32.385	79.0	3:39.165 P
3	1:36.301	43.4	2:46.066	48.5	56.632	44.2	5:18.999	9	52.936	99.9	1:26.112	99.3	31.274	79.7	2:50.322
4	1:34.877	44.4	2:23.034	71.5	41.012	77.1	4:38.923	10	52.490	98.3	1:25.225	99.7	31.853	80.8	2:49.568
5	54.052	97.8	1:24.899	97.5	31.377	77.3	2:50.328	11	52.821	99.0	1:25.608	99.6	31.668	81.2	2:50.097
6	56.269	97.3	1:26.153	99.7	31.257	77.6	2:53.679	12	53.261	98.3	1:25.879	100.5	32.005	78.0	2:51.145

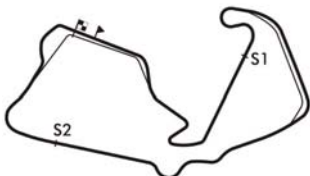
11 Wakeman-Blakeney-Edwards (PW1)								Frazer Nash Supersports							
lap	Sect-1	Speed	Sect-2	Speed	Sect-3	Speed	Laptime Pit	lap	Sect-1	Speed	Sect-2	Speed	Sect-3	Speed	Laptime Pit
1		97.4	1:28.099	97.7	31.521	80.3	2:54.200	7	53.089	99.0	1:26.845	98.5	30.696	81.5	2:50.630
2	1:26.054	39.8	2:51.291	47.2	1:01.949	40.9	5:19.294	8	53.210	101.2	1:26.516	98.8	31.691	79.8	2:51.417
3	1:36.601	41.3	2:45.683	44.2	56.492	43.9	5:18.776	9	53.693	97.0	1:26.234	98.5	31.842	75.9	2:51.769
4	1:35.610	42.0	2:22.300	70.6	40.720	79.0	4:38.630	10	53.330	102.3	1:25.474	97.4	32.721	79.8	2:51.525
5	54.557	99.1	2:04.640	98.3	31.222	80.2	3:30.419 P	11	53.847	98.0	1:24.609	99.4	31.847	80.0	2:50.303
6	52.706	97.3	1:28.469	101.4	30.448	81.0	2:51.623	12	53.045	101.8	1:25.165	99.3	31.075	79.1	2:49.285

14 Chilcott-Futter (PW1)								Frazer Nash Fast Tourer							
lap	Sect-1	Speed	Sect-2	Speed	Sect-3	Speed	Laptime Pit	lap	Sect-1	Speed	Sect-2	Speed	Sect-3	Speed	Laptime Pit
1		90.7	1:35.999	90.7	37.960	58.7	3:20.942	7	56.881	90.6	1:31.301	91.3	33.233	74.2	3:01.415
2	1:10.949	31.1	2:50.497	47.0	1:02.224	37.7	5:03.670	8	56.870	89.5	2:27.471	86.9	38.582	67.4	4:02.923 P
3	1:38.378	34.4	2:44.560	41.6	57.430	45.9	5:20.368	9	1:05.031	75.4	1:44.113	82.6	40.976	61.7	3:30.120
4	1:37.032	37.3	2:19.761	77.9	38.262	73.2	4:35.055	10	1:05.018	80.4	1:46.904	82.2	42.031	60.9	3:33.953
5	58.094	93.6	1:33.100	91.1	33.983	74.6	3:05.177	11	1:04.928	78.2	1:45.113	86.3	41.331	64.8	3:31.372
6	58.530	92.6	1:31.850	94.4	33.345	75.8	3:03.725	12							

15 Jock Mackinnon (PW2)								Bentley 3 litre Tourer							
lap	Sect-1	Speed	Sect-2	Speed	Sect-3	Speed	Laptime Pit	lap	Sect-1	Speed	Sect-2	Speed	Sect-3	Speed	Laptime Pit
1		81.4	1:38.951		39.667	60.7	3:29.433	7	1:00.241	81.5	2:21.849		34.977	70.0	3:57.067 P
2	1:10.150	54.1	2:52.407		1:00.979	45.4	5:03.536	8	1:00.128	80.7	1:37.411		34.453	68.3	3:11.992
3	1:38.341	33.1	2:44.108		58.086	48.7	5:20.535	9	1:00.025	80.3	1:38.545		35.169	63.5	3:13.739
4	1:37.145	34.4	2:20.059		38.172	67.0	4:35.376	10	1:01.416	79.4	1:38.049		35.276	66.1	3:14.741
5	1:01.422	81.3	1:38.817		35.937	69.3	3:16.176	11	1:02.554	79.9	1:38.133		35.060	66.6	3:15.747
6	1:00.511	79.2	1:37.955		35.058	68.8	3:13.524	12							

16 Alan Middleton (PW5)								Aston Martin Speed 'Red Dragon'							
lap	Sect-1	Speed	Sect-2	Speed	Sect-3	Speed	Laptime Pit	lap	Sect-1	Speed	Sect-2	Speed	Sect-3	Speed	Laptime Pit
1		88.3	1:46.156	88.0	40.672	58.3	3:30.677	7	59.881	88.4	1:32.468	92.9	34.723	74.4	3:07.072
2	1:09.904	48.8	2:51.911	37.7	1:01.116	46.5	5:02.931	8	56.773	90.6	1:29.954	97.3	33.388	73.0	3:00.115
3	1:38.757	31.7	2:43.331	37.6	58.661	52.8	5:20.749	9	57.325	89.4	1:31.929	92.9	34.971	70.7	3:04.225
4	1:37.538	30.1	2:20.446	75.1	36.934	69.2	4:34.918	10	56.962	91.4	1:32.097	93.5	33.112	70.8	3:02.171
5	58.824	87.4	2:26.108	91.2	38.557	60.0	4:03.489 P	11	57.116	90.1	1:31.476	93.9	34.477	71.2	3:03.069
6	1:01.612	85.1	1:37.763	92.9	36.017	72.7	3:15.392	12	59.165	91.8	1:32.013	92.4	33.607	72.6	3:04.785

18 Guy Northam (PW3)								Bentley 4½							
lap	Sect-1	Speed	Sect-2	Speed	Sect-3	Speed	Laptime Pit	lap	Sect-1	Speed	Sect-2	Speed	Sect-3	Speed	Laptime Pit
1		76.2	1:55.961	63.3	45.803	56.5	4:04.718	7	1:06.655	78.3	1:48.389	79.7	40.373	61.0	3:35.417
2	1:12.279	63.3	2:24.440	36.0	1:02.733	45.4	4:39.452	8	1:07.904	77.8	1:47.464	80.6	39.264	62.8	3:34.632
3	1:38.206	39.6	2:42.437	48.7	59.886	55.5	5:20.529	9	1:06.597	78.0	1:46.820	81.3	40.279	59.2	3:33.696
4	1:35.890	32.3	2:23.333	72.2	41.187	60.6	4:40.410	10	1:06.350	80.3	1:47.835	82.3	39.141	62.3	3:33.326
5	1:06.474	79.6	1:48.774	80.2	40.328	62.4	3:35.576	11	1:06.626	76.3	1:48.254	78.4	39.833	61.6	3:34.713
6	1:08.039	73.3	2:45.005	79.6	39.640	61.2	4:32.684 P	12							



Session Start: 12:40:59 - Finish: 13:22:35  
 Weather/Track Conditions: Cloud / Dry  
 Circuit: Silverstone Historic Grand Prix  
 Track Length: 5.857 Km - 3.6394 miles

# Silverstone Classic - 28 - 30 Jul 2017

## Kidston Trophy For Pre War Sports Cars

### Race 5 - Sector Analysis

19 Chris Lunn (PW6)								Talbot 105 Sports 'Team Car'							
lap	Sect-1	Speed	Sect-2	Speed	Sect-3	Speed	Laptime Pit	lap	Sect-1	Speed	Sect-2	Speed	Sect-3	Speed	Laptime Pit
1		76.6	1:41.865	87.3	37.628	62.7	3:36.076	7	59.984	86.4	1:37.315	87.8	36.179	69.0	3:13.478
2	1:06.932	51.1	2:52.086	41.9	1:01.933	50.4	5:00.951	8	1:00.951	84.3	1:38.988	89.5	37.828	65.0	3:17.767
3	1:38.473	32.8	2:43.742	38.5	59.078	50.0	5:21.293	9	1:02.799	83.1	1:37.385	86.6	36.181	69.9	3:16.365
4	1:37.072	28.5	2:19.062	74.2	39.466	63.7	4:35.600	10	59.904	86.4	1:37.491	88.9	36.548	63.2	3:13.943
5	1:01.602	83.0	2:25.131	87.8	37.192	69.3	4:03.925 P	11	59.772	86.3	1:37.122	88.5	35.165	70.9	3:12.059
6	1:02.117	83.7	1:40.340	85.6	37.003	70.6	3:19.460	12							

20 Bell-Welch (PW3)								Bentley 3/4½							
lap	Sect-1	Speed	Sect-2	Speed	Sect-3	Speed	Laptime Pit	lap	Sect-1	Speed	Sect-2	Speed	Sect-3	Speed	Laptime Pit
1		74.5	1:49.532		40.546	55.6	4:02.293	7	1:07.195	71.2	2:37.965		39.201	64.2	4:24.361 P
2	1:09.596	68.1	2:27.917		1:03.367	43.9	4:40.880	8	1:07.082	72.9	1:47.039		38.023	64.7	3:32.144
3	1:38.077	36.5	2:42.364		1:00.040	53.5	5:20.481	9	1:07.694	72.7	1:49.495		37.752	64.4	3:34.941
4	1:35.923	31.1	2:22.461		38.711	64.5	4:37.095	10	1:07.664	72.0	1:47.288		37.797	64.7	3:32.749
5	1:06.808	76.5	1:45.934		38.125	64.0	3:30.867	11	1:08.817	72.6	1:47.694		37.720	65.2	3:34.231
6	1:05.923	74.5	1:46.138		38.323	64.3	3:30.384	12							

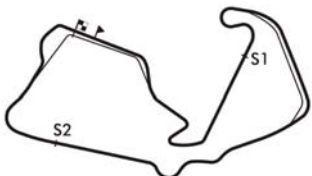
21 Littlewood M-Littlewood A (PW3)								Bentley 3/4½							
lap	Sect-1	Speed	Sect-2	Speed	Sect-3	Speed	Laptime Pit	lap	Sect-1	Speed	Sect-2	Speed	Sect-3	Speed	Laptime Pit
1		72.7	1:48.362	83.0	40.109	63.5	3:44.617	7	1:06.701	73.0	2:36.504	81.0	36.215	67.0	4:19.420 P
2	1:07.268	69.0	2:46.994	38.3	1:02.586	51.1	4:56.848	8	1:02.285	80.6	1:38.059	84.6	33.975	68.8	3:14.319
3	1:38.405	31.7	2:42.888	43.3	59.601	54.6	5:20.894	9	1:01.733	80.1	1:37.942	83.7	34.233	69.5	3:13.908
4	1:36.104	30.2	2:21.828	78.4	39.365	62.5	4:37.297	10	1:01.619	79.4	1:37.352	84.7	34.893	70.1	3:13.864
5	1:07.298	72.0	1:46.048	80.2	41.091	62.8	3:34.437	11	1:00.955	80.9	1:37.172	82.3	33.627	70.8	3:11.754
6	1:05.856	74.1	1:45.909	72.3	41.189	62.1	3:32.954	12							

22 Roger Buxton (PW7)								Alfa Romeo 6C 1750 GS Zagato							
lap	Sect-1	Speed	Sect-2	Speed	Sect-3	Speed	Laptime Pit	lap	Sect-1	Speed	Sect-2	Speed	Sect-3	Speed	Laptime Pit
1		61.9	2:05.248	58.1	44.602	56.3	4:23.675	3	1:15.544	54.5	9:29.534	58.4	45.502	55.7	11:30.580 P
2	1:15.633	58.3	5:25.521	62.3	45.530	55.9	7:26.684 P	4							

24 Theo Hunt (PW1)								Frazer Nash TT Rep							
lap	Sect-1	Speed	Sect-2	Speed	Sect-3	Speed	Laptime Pit	lap	Sect-1	Speed	Sect-2	Speed	Sect-3	Speed	Laptime Pit
1		90.9	1:35.980		34.093	69.9	3:13.193	7	56.741	92.8	1:32.346		33.242	72.9	3:02.329
2	1:14.082	35.6	2:51.005		1:01.822	46.4	5:06.909	8	57.977	91.2	2:14.010		34.616	71.9	3:46.603 P
3	1:38.298	32.1	2:45.263		56.258	51.1	5:19.819	9	59.675	88.9	1:35.943		34.774	72.5	3:10.392
4	1:36.953	39.9	2:20.616		39.541	71.7	4:37.110	10	59.004	91.7	1:34.781		34.745	68.7	3:08.530
5	58.382	88.9	1:33.168		34.864	67.6	3:06.414	11	1:00.114	89.4	1:35.729		34.367	72.5	3:10.210
6	58.249	87.6	1:33.993		33.845	73.6	3:06.087	12	59.267	90.1	1:35.739		33.932	71.8	3:08.938

25 Blakemore-Diffey (PW5)								Aston Martin Speed Model							
lap	Sect-1	Speed	Sect-2	Speed	Sect-3	Speed	Laptime Pit	lap	Sect-1	Speed	Sect-2	Speed	Sect-3	Speed	Laptime Pit

27 Peter Dubsky (PW5)								Aston Martin 15/98 2-seater							
lap	Sect-1	Speed	Sect-2	Speed	Sect-3	Speed	Laptime Pit	lap	Sect-1	Speed	Sect-2	Speed	Sect-3	Speed	Laptime Pit
1		88.9	1:34.320	94.3	36.191	70.0	3:16.564	7	57.289	91.1	2:12.429	93.5	35.746	74.9	3:45.464 P
2	1:13.691	33.7	2:49.944	46.2	1:02.500	44.9	5:06.135	8	57.284	91.6	1:33.098	93.9	34.471	74.4	3:04.853
3	1:37.994	31.8	2:44.956	41.2	57.128	51.7	5:20.078	9	57.122	91.9	1:31.300	96.4	33.541	76.1	3:01.963
4	1:36.667	38.7	2:20.378	76.1	38.952	70.4	4:35.997	10	56.159	93.6	1:31.317	95.5	34.428	73.4	3:01.904
5	1:00.768	83.9	1:34.921	94.9	35.909	70.2	3:11.598	11	56.927	92.1	1:32.181	95.3	34.045	72.6	3:03.153
6	58.169	90.2	1:33.790	94.1	35.251	73.7	3:07.210	12	56.702	92.1	1:32.536	93.9	33.149	76.4	3:02.387



**Session Start: 12:40:59 - Finish: 13:22:35**  
**Weather/Track Conditions: Cloud / Dry**  
**Circuit: Silverstone Historic Grand Prix**  
**Track Length: 5.857 Km - 3.6394 miles**

# Silverstone Classic - 28 - 30 Jul 2017

## Kidston Trophy For Pre War Sports Cars

### Race 5 - Sector Analysis

29 Fellowes-Henderson (PW3)								Vauxhall 30/98 Brooklands Special							
lap	Sect-1	Speed	Sect-2	Speed	Sect-3	Speed	Laptime Pit	lap	Sect-1	Speed	Sect-2	Speed	Sect-3	Speed	Laptime Pit
1		75.1	1:41.549		37.775	64.5	3:34.904	7	1:00.827	81.0	2:26.250		39.951	66.0	4:07.028 P
2	1:07.414	51.6	2:51.714		1:02.085	48.5	5:01.213	8	1:07.747	77.4	1:45.229		38.389	66.2	3:31.365
3	1:38.447	32.1	2:43.199		59.689	53.6	5:21.335	9	1:03.300	80.1	1:41.522		38.743	68.3	3:23.565
4	1:36.595	30.7	2:19.760		38.928	68.5	4:35.283	10	1:02.120	83.8	1:41.098		38.250	67.2	3:21.468
5	1:00.549	84.6	1:38.089		35.854	70.0	3:14.492	11	1:02.179	84.5	1:41.619		38.367	67.6	3:22.165
6	1:00.675	80.9	1:34.867		35.435	70.1	3:10.977	12							

31 Trevor Swete (PW7)								Invicta S Type							
lap	Sect-1	Speed	Sect-2	Speed	Sect-3	Speed	Laptime Pit	lap	Sect-1	Speed	Sect-2	Speed	Sect-3	Speed	Laptime Pit
1		86.9	1:39.156	94.1	39.558	66.2	3:28.324	7	59.703	89.6	1:35.612		34.917	70.9	3:10.232
2	1:06.973	50.1	2:55.163	39.2	1:00.539	48.3	5:02.675	8	58.697	89.5	1:34.912		34.229	71.3	3:07.838
3	1:39.338	31.5	2:44.223	35.8	57.259	48.7	5:20.820	9	58.963	88.0	1:34.738	92.2	34.741	70.6	3:08.442
4	1:37.156	33.9	2:47.756	76.8	39.893	62.3	5:04.805 P	10	58.594	88.4	1:35.723	90.1	34.760	69.0	3:09.077
5	1:00.750	88.2	1:36.014		35.991	68.5	3:12.755	11	1:00.529	88.0	1:35.242	93.3	34.195	70.2	3:09.966
6	59.136	89.0	1:34.657		35.387	70.6	3:09.180	12	59.038	88.7	1:35.889		34.148	71.5	3:09.075

32 Niklas Halusa (PW6)								Alfa Romeo 8C 2300 Zagato Spyder							
lap	Sect-1	Speed	Sect-2	Speed	Sect-3	Speed	Laptime Pit	lap	Sect-1	Speed	Sect-2	Speed	Sect-3	Speed	Laptime Pit
1		85.6	1:32.677	93.3	34.260	71.9	3:07.030	7	56.868	85.6	1:31.633	88.1	34.335	75.1	3:02.836
2	1:18.578	32.7	2:51.436	44.1	1:00.891	42.2	5:10.905	8	55.918	86.9	1:32.606	87.6	33.682	75.5	3:02.206
3	1:38.252	36.8	2:45.755	43.3	54.962	48.3	5:18.969	9	56.352	84.8	1:33.127	87.2	33.562	75.0	3:03.041
4	1:37.148	37.1	2:20.842	58.7	40.736	72.9	4:38.726	10	56.066	86.6	1:31.758	88.4	34.532	73.7	3:02.356
5	55.991	88.7	2:30.249	87.6	34.621	75.0	4:00.861 P	11	57.366	85.4	1:32.000	87.2	33.551	74.6	3:02.917
6	57.663	86.8	1:31.488	87.2	33.668	76.3	3:02.819	12	56.850	85.1	1:32.248	88.8	33.540	75.8	3:02.638

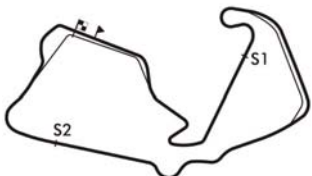
33 Richard Iliffe (PW4)								Riley Kestrel Sports							
lap	Sect-1	Speed	Sect-2	Speed	Sect-3	Speed	Laptime Pit	lap	Sect-1	Speed	Sect-2	Speed	Sect-3	Speed	Laptime Pit
1		91.2	1:40.197	95.1	39.516	67.5	3:26.332	7	58.492	86.9	2:19.670	89.4	35.369	73.6	3:53.531 P
2	1:08.216	32.3	2:51.302	43.2	1:00.696	42.1	5:00.214	8	56.982	89.6	1:34.231	91.3	34.248	74.0	3:05.461
3	1:39.672	35.0	2:44.461	40.6	57.410	45.1	5:21.543	9	58.626	89.4	1:31.478	90.4	34.079	74.5	3:04.183
4	1:37.407	38.3	2:19.321	74.2	37.994	68.8	4:34.722	10	56.459	91.1	1:34.723	90.8	33.631	74.7	3:04.813
5	57.890	91.4	1:35.457	92.4	35.174	67.6	3:08.521	11	57.081	91.3	1:33.264	88.1	33.966	73.2	3:04.311
6	57.973	92.1	1:34.065	95.5	34.721	72.6	3:06.759	12	57.629	88.9	1:33.094	89.0	33.798	72.0	3:04.521

34 Martin Overington (PW3)								Bentley 4.5 Blower							
lap	Sect-1	Speed	Sect-2	Speed	Sect-3	Speed	Laptime Pit	lap	Sect-1	Speed	Sect-2	Speed	Sect-3	Speed	Laptime Pit
1		81.7	1:43.125		38.363	61.9	3:36.927	2							

35 Martin Halusa (PW2)								Bugatti 35C							
lap	Sect-1	Speed	Sect-2	Speed	Sect-3	Speed	Laptime Pit	lap	Sect-1	Speed	Sect-2	Speed	Sect-3	Speed	Laptime Pit

37 Sebba-Cole (PW4)								Morgan 4-4 LM							
lap	Sect-1	Speed	Sect-2	Speed	Sect-3	Speed	Laptime Pit	lap	Sect-1	Speed	Sect-2	Speed	Sect-3	Speed	Laptime Pit
1		63.1	1:57.273	68.8	43.976	54.7	4:15.593	6	1:10.499	72.0	2:47.961	71.5	42.621	58.0	4:41.081 P
2	1:11.951	64.3	2:16.034	40.2	1:02.863	48.8	4:30.848	7	1:10.596	72.7	1:55.867	69.5	42.136	58.8	3:48.599
3	1:39.219	38.0	2:41.397	50.3	1:00.936	51.8	5:21.552	8	1:10.981	71.0	1:53.139	70.6	41.510	57.4	3:45.630
4	1:35.404	32.6	2:24.458	70.4	42.517	57.2	4:42.379	9	1:10.374	71.1	1:51.522	69.7	41.947	57.6	3:43.843
5	1:10.081	72.4	1:54.995	72.9	41.262	58.3	3:46.338	10	1:10.619	72.9	1:53.002	73.4	41.413	58.7	3:45.034

38 James Morley (PW3)								Bentley 3/4½							
lap	Sect-1	Speed	Sect-2	Speed	Sect-3	Speed	Laptime Pit	lap	Sect-1	Speed	Sect-2	Speed	Sect-3	Speed	Laptime Pit
1		94.0	1:30.893		32.865	70.7	3:01.496	7	55.452	94.1	1:28.831		33.398	75.5	2:57.681
2	1:21.110	36.5	2:51.555		1:01.506	39.5	5:14.171	8	56.838	91.3	2:20.671		32.624	75.7	3:50.133 P
3	1:36.791	37.7	2:46.478		55.323	46.2	5:18.592	9	55.875	93.9	1:30.061		31.909	76.8	2:57.845
4	1:36.950	38.7	2:21.277		40.691	74.2	4:38.918	10	55.883	94.0	1:29.240		32.037	76.0	2:57.160
5	56.087	94.0	1:29.341		32.345	76.1	2:57.773	11	55.176	95.1	1:28.993		32.649	76.0	2:56.818
6	55.807	94.4	1:29.139		32.265	76.3	2:57.211	12	55.270	95.5	1:28.693		32.787	75.7	2:56.750



**Session Start: 12:40:59 - Finish: 13:22:35**  
**Weather/Track Conditions: Cloud / Dry**  
**Circuit: Silverstone Historic Grand Prix**  
**Track Length: 5.857 Km - 3.6394 miles**

# Silverstone Classic - 28 - 30 Jul 2017

## Kidston Trophy For Pre War Sports Cars

### Race 5 - Sector Analysis

39 Bolsover-Carr (PW3)								Bentley 3/8							
lap	Sect-1	Speed	Sect-2	Speed	Sect-3	Speed	Laptime Pit	lap	Sect-1	Speed	Sect-2	Speed	Sect-3	Speed	Laptime Pit
1		65.0	2:00.870	58.2	48.949	56.7	4:28.525	6	1:12.805	61.8	2:03.138	73.4	48.428	57.4	4:04.371
2	1:14.849	59.0	2:03.968	48.5	1:01.705	50.8	4:20.522	7	1:14.200	60.9	8:13.249	67.2	47.892	59.3	10:15.341 P
3	1:39.135	37.2	2:40.302	48.1	1:02.330	56.7	5:21.767	8	1:13.063	69.0	2:00.478	78.7	45.071	55.9	3:58.612
4	1:34.225	29.1	2:25.702	68.5	47.717	53.5	4:47.644	9	1:14.009	69.0	1:55.677	63.9	46.459	57.0	3:56.145
5	1:14.352	58.8	2:03.675	67.4	49.679	57.9	4:07.706	10							

40 King-St Clair Tisdall (PW4)								Morgan 4/4 Le Mans							
lap	Sect-1	Speed	Sect-2	Speed	Sect-3	Speed	Laptime Pit	lap	Sect-1	Speed	Sect-2	Speed	Sect-3	Speed	Laptime Pit
1		72.4	1:43.837	74.3	39.191	65.2	3:42.647	7	1:05.478	70.4	1:45.696	70.8	37.632	65.2	3:28.806
2	1:07.482	70.6	2:47.224	40.5	1:02.293	52.1	4:56.999	8	1:05.317	70.3	1:44.240	71.9	37.020	65.9	3:26.577
3	1:38.693	33.5	2:43.363	44.5	58.914	50.0	5:20.970	9	1:06.071	70.6	1:44.144	71.0	36.922	66.2	3:27.137
4	1:36.821	30.5	2:46.054	71.9	37.823	62.0	5:00.698 P	10	1:05.394	70.4	1:44.918	74.3	36.822	66.0	3:27.134
5	1:06.796	70.1	1:45.603	72.2	39.723	56.2	3:32.122	11	1:05.086	73.2	1:43.519	72.1	36.720	66.2	3:25.325
6	1:07.749	71.6	1:44.889	71.7	38.207	65.9	3:30.845	12							

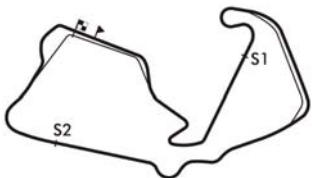
44 Stephen Skipworth (PW5)								Aston Martin Monoposto Speed Model							
lap	Sect-1	Speed	Sect-2	Speed	Sect-3	Speed	Laptime Pit	lap	Sect-1	Speed	Sect-2	Speed	Sect-3	Speed	Laptime Pit
1		88.5	1:38.643	95.7	40.472	66.4	3:27.802	7	1:00.915	87.0	1:38.177	93.3	36.667	71.3	3:15.759
2	1:07.376	31.4	2:51.743	41.8	1:00.489	46.5	4:59.608	8	1:02.425	80.7	1:36.652	91.3	36.041	71.0	3:15.118
3	1:39.803	35.0	2:43.703	40.5	57.880	47.8	5:21.386	9	1:00.584	86.6	1:38.124	91.1	35.827	69.8	3:14.535
4	1:37.646	37.0	2:18.897	73.8	38.747	72.7	4:35.290	10	1:01.022	87.2	1:38.435	89.6	37.462	69.1	3:16.919
5	1:01.249	85.6	2:28.327	92.6	38.209	64.8	4:07.785 P	11	1:01.463	86.5	1:38.570	92.6	36.600	72.5	3:16.633
6	1:01.510	85.5	1:38.250	91.7	36.060	72.4	3:15.820	12							

45 Llewellyn O-Llewellyn T (PW3)								Bentley 4½							
lap	Sect-1	Speed	Sect-2	Speed	Sect-3	Speed	Laptime Pit	lap	Sect-1	Speed	Sect-2	Speed	Sect-3	Speed	Laptime Pit
1		88.1	1:40.101	100.5	37.223	67.2	3:23.173	7	56.491	85.2	2:14.956		34.534	74.6	3:45.981 P
2	1:09.886	33.8	2:50.493	45.1	1:01.615	38.9	5:01.994	8	55.738	93.5	1:31.791		34.181	75.6	3:01.710
3	1:39.033	35.2	2:44.318	39.6	57.192	46.9	5:20.543	9	56.830	91.1	1:31.724		33.830	76.1	3:02.384
4	1:37.434	37.5	2:19.656		37.732	74.9	4:34.822	10	55.860	89.6	1:31.300	101.5	34.613	75.7	3:01.773
5	58.087	80.9	1:32.247	100.8	34.001	70.8	3:04.335	11	56.288	93.1	1:31.079	100.8	33.905	76.6	3:01.272
6	58.041	88.8	1:31.212	97.7	33.841	75.1	3:03.094	12	55.539	93.7	1:30.983		33.718	76.4	3:00.240

46 Duncan Wiltshire (PW2)								Bentley 3 Litre							
lap	Sect-1	Speed	Sect-2	Speed	Sect-3	Speed	Laptime Pit	lap	Sect-1	Speed	Sect-2	Speed	Sect-3	Speed	Laptime Pit
1		79.6	1:38.858	84.2	40.059	60.3	3:32.379	7	1:01.435	80.4	2:18.989	77.7	35.182	70.2	3:55.606 P
2	1:09.696	50.1	2:52.081	38.5	1:00.936	47.7	5:02.713	8	1:02.083	76.9	1:37.840	79.0	35.192	69.5	3:15.115
3	1:39.334	28.9	2:43.484	38.0	58.394	50.9	5:21.212	9	1:09.407	76.2	1:40.773	79.7	35.332	70.2	3:25.512
4	1:37.672	31.0	2:19.350	74.7	36.782	71.5	4:33.804	10	1:02.570	75.7	1:39.259	78.2	35.132	70.4	3:16.961
5	1:01.962	79.0	1:37.613	82.3	34.946	71.5	3:14.521	11	1:00.804	78.3	1:39.636	80.7	36.175	71.9	3:16.615
6	1:01.184	77.0	1:37.750	79.1	35.332	71.2	3:14.266	12							

49 Ball C-Ball N (PW7)								Invicta S Type Low Chassis							
lap	Sect-1	Speed	Sect-2	Speed	Sect-3	Speed	Laptime Pit	lap	Sect-1	Speed	Sect-2	Speed	Sect-3	Speed	Laptime Pit
1		87.2	1:40.370	94.4	39.909	66.1	3:26.113	7	1:00.103	90.2	1:32.514	98.1	34.491	73.2	3:07.108
2	1:09.381	35.0	2:52.518	40.8	1:00.285	47.6	5:02.184	8	57.321	90.7	1:31.481	99.6	33.685	71.8	3:02.487
3	1:39.989	34.8	2:43.162	39.0	57.957	46.6	5:21.108	9	1:00.735	90.2	1:32.252	96.0	34.355	73.5	3:07.342
4	1:37.952	33.0	2:18.725	78.0	39.725	69.5	4:36.402	10	1:03.491	87.4	1:32.144	95.7	34.096	75.7	3:09.731
5	1:00.983	91.7	2:28.748	97.5	37.493	58.3	4:07.224 P	11	56.744	90.6	1:31.775	96.7	33.635	68.8	3:02.154
6	1:00.540	87.7	1:34.895	97.8	36.738	64.3	3:12.173	12	57.261	94.7	1:30.212	101.8	32.670	72.3	3:00.143

51 Pilkington R-Pilkington T (PW7)								Talbot T26 SS							
lap	Sect-1	Speed	Sect-2	Speed	Sect-3	Speed	Laptime Pit	lap	Sect-1	Speed	Sect-2	Speed	Sect-3	Speed	Laptime Pit
1								1							



**Session Start: 12:40:59 - Finish: 13:22:35**  
**Weather/Track Conditions: Cloud / Dry**  
**Circuit: Silverstone Historic Grand Prix**  
**Track Length: 5.857 Km - 3.6394 miles**



# Silverstone Classic - 28 - 30 Jul 2017

## Kidston Trophy For Pre War Sports Cars

### Race 5 - Sector Analysis

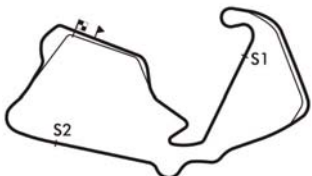
52 Gareth Burnett (PW7)								Talbot 105 (GO 52)							
lap	Sect-1	Speed	Sect-2	Speed	Sect-3	Speed	Laptime Pit	lap	Sect-1	Speed	Sect-2	Speed	Sect-3	Speed	Laptime Pit
1		100.5	1:26.629	101.5	32.206	79.4	2:51.202	7	53.816	99.9	1:26.347	100.9	31.502	77.7	2:51.665
2	1:26.507	39.1	2:51.523	47.5	1:02.188	44.5	5:20.218	8	54.175	99.9	1:26.917	102.0	31.606	79.1	2:52.698
3	1:35.957	43.6	2:45.723	49.3	57.093	48.1	5:18.773	9	53.800	98.5	1:26.128	102.3	31.826	77.0	2:51.754
4	1:33.542	51.3	2:24.928	69.9	41.040	78.9	4:39.510	10	53.419	100.3	1:25.995	106.2	32.176	77.9	2:51.590
5	52.956	100.6	2:04.442	101.4	32.025	79.1	3:29.423 P	11	52.918	100.6	1:25.463	102.9	31.910	79.4	2:50.291
6	52.908	100.3	1:26.646	103.1	31.743	80.1	2:51.297	12	53.045	99.7	1:25.223	102.6	31.020	79.5	2:49.288

55 Chris Guest (PW3)								Bentley 4½ Le Mans							
lap	Sect-1	Speed	Sect-2	Speed	Sect-3	Speed	Laptime Pit	lap	Sect-1	Speed	Sect-2	Speed	Sect-3	Speed	Laptime Pit
1		76.3	1:50.477	73.7	43.848	58.9	4:05.259	7	1:09.388	74.2	1:50.698	78.7	40.459	59.8	3:40.545
2	1:13.410	67.9	2:24.114	36.4	1:02.527	46.9	4:40.051	8	1:09.131	72.8	1:49.824	79.0	39.370	61.3	3:38.325
3	1:38.690	42.4	2:41.741	48.0	1:01.666	51.1	5:22.097	9	1:08.715	74.0	1:48.941	79.1	38.803	62.1	3:36.459
4	1:34.882	32.0	2:23.780	75.0	40.669	62.4	4:39.331	10	1:08.509	76.6	1:47.242	79.8	38.505	63.7	3:34.256
5	1:08.731	76.5	1:50.047	74.9	41.071	62.1	3:39.849	11	1:07.301	77.0	1:49.611	77.9	38.978	62.4	3:35.890
6	1:08.178	69.5	2:41.046	78.8	41.075	58.2	4:30.299 P	12							

66 Birch-Cleyndert (PW7)								Talbot 75/105							
lap	Sect-1	Speed	Sect-2	Speed	Sect-3	Speed	Laptime Pit	lap	Sect-1	Speed	Sect-2	Speed	Sect-3	Speed	Laptime Pit
1		96.0	1:36.685	99.3	35.652	65.1	3:16.287	7	1:02.307	88.5	1:40.796	91.7	39.469	67.3	3:22.572
2	1:14.081	34.0	2:50.452	46.1	1:02.865	40.0	5:07.398	8	1:03.413	85.6	1:38.308	93.9	38.712	64.8	3:20.433
3	1:38.391	32.7	2:44.530	40.3	57.113	53.1	5:20.034	9	1:02.143	88.0	1:39.507	92.6	38.455	65.2	3:20.105
4	1:36.895	39.2	2:19.676	75.7	38.984	73.1	4:35.555	10	1:03.609	78.2	1:40.487	93.7	38.999	65.1	3:23.095
5	58.103	94.3	2:27.875	90.2	38.637	69.7	4:04.615 P	11	1:00.781	88.5	1:40.089	95.5	37.473	69.7	3:18.343
6	1:01.423	88.5	1:39.922	92.1	40.010	64.0	3:21.355	12							

91 Paul Chase-Gardener (PW5)								Aston Martin 2 Litre Speed Model							
lap	Sect-1	Speed	Sect-2	Speed	Sect-3	Speed	Laptime Pit	lap	Sect-1	Speed	Sect-2	Speed	Sect-3	Speed	Laptime Pit
1		90.3	1:35.963	93.5	35.547	70.7	3:14.567	7	58.384	88.7	1:34.940	93.2	34.876	72.5	3:08.200
2	1:14.421	35.9	2:49.961	46.9	1:02.467	45.4	5:06.849	8	57.995	87.8	1:33.996	93.2	34.576	72.9	3:06.567
3	1:38.557	33.9	2:44.347	41.5	56.673	50.4	5:19.577	9	57.696	89.6	1:36.007	92.7	34.136	76.0	3:07.839
4	1:36.895	40.6	2:53.452	68.5	36.366	71.7	5:06.713 P	10	56.504	92.9	1:31.445	96.8	34.164	74.6	3:02.113
5	59.500	86.9	1:35.362	91.1	35.407	72.2	3:10.269	11	58.062	90.1	1:32.415	96.6	33.861	75.8	3:04.338
6	58.717	88.7	1:35.373	92.4	35.765	71.5	3:09.855	12	56.652	90.8	1:31.303	96.0	33.300	75.7	3:01.255

99 Getley-Degenaar (PW3)								Bentley 3/4½							
lap	Sect-1	Speed	Sect-2	Speed	Sect-3	Speed	Laptime Pit	lap	Sect-1	Speed	Sect-2	Speed	Sect-3	Speed	Laptime Pit
1		92.2	1:30.211	102.9	33.912	74.1	3:04.643	7	1:07.973	73.5	1:53.224	81.7	44.161	63.2	3:45.358
2	1:20.245	34.0	2:51.695	45.0	1:00.665	38.4	5:12.605	8	1:07.314	74.2	1:49.536	82.2	42.541	60.2	3:39.391
3	1:38.071	38.2	2:46.025	43.4	55.094	47.5	5:19.190	9	1:08.944	67.8	1:51.458	82.0	43.169	60.9	3:43.571
4	1:36.937	36.7	2:20.772	57.2	40.294	76.8	4:38.003	10	1:08.628	71.7	1:51.437	83.6	42.045	60.8	3:42.110
5	55.686	91.3	2:37.327	79.9	45.300	60.3	4:18.313 P	11	1:06.779	69.5	1:47.158	82.0	41.669	61.3	3:35.606
6	1:11.791	67.5	1:54.050	84.2	44.457	62.0	3:50.298	12							



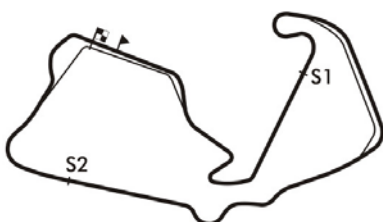
**Session Start: 12:40:59 - Finish: 13:22:35**  
**Weather/Track Conditions: Cloud / Dry**  
**Circuit: Silverstone Historic Grand Prix**  
**Track Length: 5.857 Km - 3.6394 miles**

# Silverstone Classic - 28 - 30 Jul 2017

## Kidston Trophy For Pre War Sports Cars

### Race 5 - Best Sector Times

SECTOR 1				SECTOR 2			SECTOR 3			IDEAL / BEST LAP COMPARISON					
NO	TIME	LAP		NO	TIME	LAP	NO	TIME	LAP	NO	NAME	BEST	IN	IDEAL	DIFF
1	8	52.218	10	11	1:24.609	11	11	30.448	6	10	Gillett-Williams	2:49.015	7	2:47.930	+1.085
2	10	52.490	10	10	1:24.899	5	10	30.541	1	11	Wakeman-Blakeney	2:49.285	12	2:47.763	+1.522
3	11	52.706	6	8	1:25.179	9	52	31.020	12	52	Gareth Burnett	2:49.288	12	2:49.151	+0.137
4	52	52.908	6	52	1:25.223	12	9	31.665	9	8	Rudiger Friedrichs	2:49.523	9	2:49.366	+0.157
5	1	53.848	7	9	1:27.003	10	38	31.909	9	9	Hudson-Morley	2:53.761	10	2:53.238	+0.523
6	9	54.570	9	1	1:28.517	5	8	31.969	9	1	Sam Stretton	2:55.084	10	2:54.822	+0.262
7	38	55.176	11	38	1:28.693	12	1	32.457	10	38	James Morley	2:56.750	12	2:55.778	+0.972
8	45	55.539	12	3	1:28.897	6	3	32.487	12	3	Clive Morley	2:57.879	6	2:57.136	+0.743
9	99	55.686	5	16	1:29.954	8	49	32.670	12	16	Alan Middleton	3:00.115	8	2:59.839	+0.276
10	3	55.752	6	99	1:30.211	1	16	33.112	10	49	Ball C-Ball N	3:00.143	12	2:59.626	+0.517
11	32	55.918	8	49	1:30.212	12	27	33.149	12	45	Llewellyn O-Llewelly	3:00.240	12	3:00.240	+0.000
12	27	56.159	10	45	1:30.983	12	14	33.233	7	91	Paul Chase-Garden	3:01.255	12	3:01.107	+0.148
13	33	56.459	10	27	1:31.300	9	24	33.242	7	14	Chilcott-Futter	3:01.415	7	3:01.404	+0.011
14	91	56.504	10	14	1:31.301	7	91	33.300	12	27	Peter Dubsky	3:01.904	10	3:00.608	+1.296
15	24	56.741	7	91	1:31.303	12	4	33.537	12	32	Niklas Halusa	3:02.206	8	3:00.946	+1.260
16	49	56.744	11	33	1:31.478	9	32	33.540	12	24	Theo Hunt	3:02.329	7	3:02.329	+0.000
17	16	56.773	8	32	1:31.488	6	21	33.627	11	33	Richard Iliffe	3:04.183	9	3:01.568	+2.615
18	14	56.870	8	24	1:32.346	7	33	33.631	10	99	Getley-Degenaar	3:04.643	1	2:59.809	+4.834
19	4	57.076	9	4	1:33.252	10	45	33.718	12	4	Philip Champion	3:04.666	8	3:03.865	+0.801
20	66	58.103	5	7	1:34.545	11	99	33.912	1	31	Trevor Swete	3:07.838	8	3:07.399	+0.439
21	31	58.594	10	31	1:34.657	6	7	33.999	9	7	Brown A-Brown R	3:08.707	9	3:07.333	+1.374
22	7	58.789	9	29	1:34.867	6	31	34.148	12	29	Fellowes-Hendersor	3:10.977	6	3:10.851	+0.126
23	19	59.772	11	44	1:36.652	8	15	34.453	8	21	Littlewood M-Littlew	3:11.754	11	3:11.754	+0.000
24	15	1:00.025	9	66	1:36.685	1	46	34.946	5	15	Jock Mackinnon	3:11.992	8	3:11.889	+0.103
25	29	1:00.549	5	19	1:37.122	11	6	35.158	5	19	Chris Lunn	3:12.059	11	3:12.059	+0.000
26	44	1:00.584	9	21	1:37.172	11	19	35.165	11	46	Duncan Wiltshire	3:14.266	6	3:13.363	+0.903
27	51			15	1:37.411	8	29	35.435	6	44	Stephen Skipworth	3:14.535	9	3:13.063	+1.472
28	46	1:00.804	11	46	1:37.613	5	66	35.652	1	66	Birch-Cleyndert	3:16.287	1	3:10.440	+5.847
29	21	1:00.955	11	6	1:41.340	5	44	35.827	9	40	King-St Clair Tisdall	3:25.325	11	3:25.325	+0.000
30	35			34	1:43.125	1	40	36.720	11	5	Bradfield P-Bradfielc	3:26.789	5	3:26.301	+0.488
31	6	1:02.048	5	40	1:43.519	11	20	37.720	11	20	Bell-Welch	3:30.384	6	3:29.577	+0.807
32	25			5	1:43.985	5	5	38.103	1	18	Guy Northam	3:33.326	10	3:32.311	+1.015
33	34	1:03.895	1	20	1:45.934	5	34	38.363	1	55	Chris Guest	3:34.256	10	3:33.048	+1.208
34	5	1:04.213	5	18	1:46.820	9	55	38.505	10	37	Sebba-Cole	3:43.843	9	3:42.865	+0.978
35	40	1:05.086	11	55	1:47.242	10	18	39.141	10	39	Bolsover-Carr	3:56.145	9	3:53.212	+2.933
36	20	1:05.923	6	37	1:51.522	9	37	41.262	5	6	Richard Bradley	3:18.546	5	3:18.546	+0.000
37	18	1:06.350	10	39	1:55.677	9	22	44.602	1	34	Martin Overington	3:36.927	1	3:25.383	+11.544
38	55	1:07.301	11	22	2:05.248	1	39	45.071	8	22	Roger Buxton	4:23.675	1	4:04.288	+19.387
39	37	1:10.081	5	25			51			35	Martin Halusa				+
40	39	1:12.464	1	35			25			25	Blakemore-Diffey				+
41	22	1:14.438	1	51			35			51	Pilkington R-Pilkingt				+



Session Start: 12:40:59 - Finish: 13:22:35

Weather/Track Conditions: Cloud / Dry

Circuit: Silverstone Historic Grand Prix

Track Length: 5.857 Km - 3.6394 miles

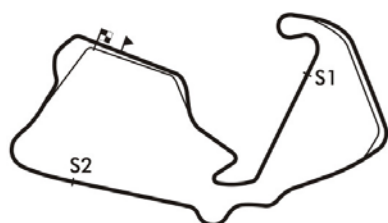


# Silverstone Classic - 28 - 30 Jul 2017

## Kidston Trophy For Pre War Sports Cars

### Race 5 - Best Sector Speeds

	NO	SECTOR 1	MPH	NO	SECTOR 2	MPH	NO	SECTOR 3	MPH
1	8	Rudiger Friedrichs	104.5	52	Gareth Burnett	106.2	8	Rudiger Friedrichs	82.1
2	11	Wakeman-Blakeney-Edward	102.3	99	Getley-Degenaar	102.9	11	Wakeman-Blakeney-Edward	81.5
3	52	Gareth Burnett	100.6	9	Hudson-Morley	102.6	10	Gillett-Williams	81.2
4	10	Gillett-Williams	99.9	49	Ball C-Ball N	101.8	52	Gareth Burnett	80.1
5	9	Hudson-Morley	99.0	45	Llewellyn O-Llewellyn T	101.5	9	Hudson-Morley	77.5
6	1	Sam Stretton	97.5	11	Wakeman-Blakeney-Edward	101.4	1	Sam Stretton	77.1
7	66	Birch-Cleyndert	96.0	10	Gillett-Williams	100.5	38	James Morley	76.8
8	38	James Morley	95.5	1	Sam Stretton	100.3	99	Getley-Degenaar	76.8
9	51	Pilkington R-Pilkington T	95.3	66	Birch-Cleyndert	99.3	45	Llewellyn O-Llewellyn T	76.6
10	49	Ball C-Ball N	94.7	16	Alan Middleton	97.3	27	Peter Dubsky	76.4
11	3	Clive Morley	94.5	91	Paul Chase-Gardener	96.8	32	Niklas Halusa	76.3
12	45	Llewellyn O-Llewellyn T	93.7	27	Peter Dubsky	96.4	4	Philip Champion	76.1
13	14	Chilcott-Futter	93.6	44	Stephen Skipworth	95.7	91	Paul Chase-Gardener	76.0
14	27	Peter Dubsky	93.6	33	Richard Iliffe	95.5	14	Chilcott-Futter	75.8
15	91	Paul Chase-Gardener	92.9	14	Chilcott-Futter	94.4	49	Ball C-Ball N	75.7
16	24	Theo Hunt	92.8	31	Trevor Swete	94.1	3	Clive Morley	75.4
17	25	Blakemore-Diffey	92.4	32	Niklas Halusa	93.3	33	Richard Iliffe	74.7
18	99	Getley-Degenaar	92.2	4	Philip Champion	91.3	16	Alan Middleton	74.4
19	33	Richard Iliffe	92.1	19	Chris Lunn	89.5	24	Theo Hunt	73.6
20	16	Alan Middleton	91.8	21	Littlewood M-Littlewood A	84.7	66	Birch-Cleyndert	73.1
21	35	Martin Halusa	91.6	46	Duncan Wiltshire	84.2	44	Stephen Skipworth	72.7
22	31	Trevor Swete	89.6	18	Guy Northam	82.3	7	Brown A-Brown R	71.9
23	32	Niklas Halusa	88.7	55	Chris Guest	79.8	46	Duncan Wiltshire	71.9
24	44	Stephen Skipworth	88.5	39	Bolsover-Carr	78.7	31	Trevor Swete	71.5
25	4	Philip Champion	88.4	6	Richard Bradley	78.3	19	Chris Lunn	70.9
26	19	Chris Lunn	86.4	40	King-St Clair Tisdall	74.3	21	Littlewood M-Littlewood A	70.8
27	7	Brown A-Brown R	85.7	37	Sebba-Cole	73.4	29	Fellowes-Henderson	70.1
28	29	Fellowes-Henderson	84.6	22	Roger Buxton	62.3	15	Jock Mackinnon	70.0
29	34	Martin Overington	81.7	3	Clive Morley	0.0	6	Richard Bradley	69.7
30	15	Jock Mackinnon	81.5	5	Bradfield P-Bradfield G	0.0	40	King-St Clair Tisdall	66.2
31	21	Littlewood M-Littlewood A	80.9	7	Brown A-Brown R	0.0	5	Bradfield P-Bradfield G	65.2
32	46	Duncan Wiltshire	80.4	8	Rudiger Friedrichs	0.0	20	Bell-Welch	65.2
33	18	Guy Northam	80.3	15	Jock Mackinnon	0.0	55	Chris Guest	63.7
34	5	Bradfield P-Bradfield G	78.4	20	Bell-Welch	0.0	18	Guy Northam	62.8
35	6	Richard Bradley	77.8	24	Theo Hunt	0.0	34	Martin Overington	62.2
36	55	Chris Guest	77.0	25	Blakemore-Diffey	0.0	22	Roger Buxton	59.9
37	20	Bell-Welch	76.5	29	Fellowes-Henderson	0.0	39	Bolsover-Carr	59.3
38	40	King-St Clair Tisdall	73.2	34	Martin Overington	0.0	37	Sebba-Cole	58.8
39	37	Sebba-Cole	72.9	35	Martin Halusa	0.0	25	Blakemore-Diffey	0.0
40	39	Bolsover-Carr	69.0	38	James Morley	0.0	35	Martin Halusa	0.0



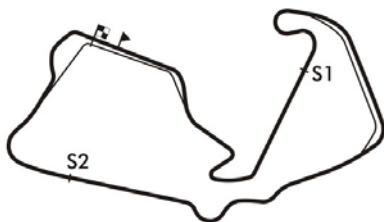
**Session Start: 12:40:59 - Finish: 13:22:35**  
**Weather/Track Conditions: Cloud / Dry**  
**Circuit: Silverstone Historic Grand Prix**  
**Track Length: 5.857 Km - 3.6394 miles**

# Silverstone Classic - 28 - 30 Jul 2017

## Kidston Trophy For Pre War Sports Cars

### Race 5 - Best Sector Speeds

41		22	Roger Buxton	61.9		51	Pilkington R-Pilkington T	0.0		51	Pilkington R-Pilkington T	0.0
----	--	----	--------------	------	--	----	---------------------------	-----	--	----	---------------------------	-----



**Session Start: 12:40:59 - Finish: 13:22:35**  
**Weather/Track Conditions: Cloud / Dry**  
**Circuit: Silverstone Historic Grand Prix**  
**Track Length: 5.857 Km - 3.6394 miles**



# Silverstone Classic - 28 - 30 Jul 2017

## Kidston Trophy For Pre War Sports Cars

### Race 5 - Lap Chart

Lap 1			Lap 2			Lap 3			Lap 4			Lap 5			Lap 6		
NO	Behind	Laptime	NO	Behind	Laptime	NO	Behind	Laptime	NO	Behind	Laptime	NO	Behind	Laptime	NO	Behind	Laptime
52		2:51.202	52		5:20.218	52		5:18.773	52		4:39.510	10		2:50.328	10		2:53.679
8	0.337	2:51.539	8	0.612	5:20.493	8	0.738	5:18.899	8	0.593	4:39.365	8	1.899	2:52.532	8	0.467	2:52.247
10	0.738	2:51.940	10	1.259	5:20.739	10	1.485	5:18.999	10	0.898	4:38.923	1	7.844	2:56.447	1	9.850	2:55.685
11	2.998	2:54.200	11	2.074	5:19.294	11	2.077	5:18.776	11	1.197	4:38.630	38	10.021	2:57.773	38	13.553	2:57.211
1	6.856	2:58.058	1	3.202	5:16.564	1	3.395	5:18.966	1	2.623	4:38.738	3	11.942	2:59.318	3	16.142	2:57.879
38	10.294	3:01.496	38	4.247	5:14.171	38	4.066	5:18.592	38	3.474	4:38.918	24	22.516	3:06.414	45	33.353	3:03.094
3	11.195	3:02.397	3	4.929	5:13.952	3	4.870	5:18.714	3	3.850	4:38.490	9	22.831	3:07.020	14	34.329	3:03.725
99	13.441	3:04.643	99	5.828	5:12.605	99	6.245	5:19.190	99	4.738	4:38.003	45	23.938	3:04.335	24	34.924	3:06.087
32	15.828	3:07.030	32	6.515	5:10.905	32	6.711	5:18.969	32	5.927	4:38.726	14	24.283	3:05.177	52	35.815	2:51.297
9	16.385	3:07.587	9	8.018	5:11.851	9	9.124	5:19.879	9	7.037	4:37.423	27	29.443	3:11.598	11	38.334	2:51.623
24	21.991	3:13.193	24	8.682	5:06.909	24	9.728	5:19.819	24	7.328	4:37.110	4	29.805	3:09.177	27	42.974	3:07.210
91	23.365	3:14.567	91	9.996	5:06.849	91	10.800	5:19.577	27	9.071	4:35.997	33	30.403	3:08.521	33	43.483	3:06.759
66	25.085	3:16.287	27	11.279	5:06.135	27	12.584	5:20.078	66	9.571	4:35.555	52	38.197	3:29.423	29	1:03.596	3:10.977
27	25.362	3:16.564	66	12.265	5:07.398	66	13.526	5:20.034	14	10.332	4:35.055	11	40.390	3:30.419	15	1:03.972	3:13.524
14	29.740	3:20.942	14	13.192	5:03.670	14	14.787	5:20.368	45	10.829	4:34.822	46	43.700	3:14.521	46	1:04.287	3:14.266
45	31.971	3:23.173	45	13.747	5:01.994	45	15.517	5:20.543	4	11.854	4:34.577	15	44.127	3:16.176	91	1:13.222	3:09.855
4	32.938	3:24.140	4	14.296	5:01.576	4	16.787	5:21.264	33	13.108	4:34.722	29	46.298	3:14.492	9	1:16.517	3:47.365
49	34.911	3:26.113	33	15.126	5:00.214	33	17.896	5:21.543	44	14.383	4:35.290	6	47.187	3:18.546	31	1:23.951	3:09.180
33	35.130	3:26.332	44	15.990	4:59.608	44	18.603	5:21.386	49	16.104	4:36.402	91	57.046	3:10.269	32	1:24.702	3:02.819
44	36.600	3:27.802	49	16.877	5:02.184	49	19.212	5:21.108	7	17.057	4:35.746	5	1:01.132	3:26.789	4	1:37.741	4:01.615
31	37.122	3:28.324	7	18.231	4:59.428	7	20.821	5:21.363	15	19.177	4:35.376	31	1:08.450	3:12.755	20	1:47.392	3:30.384
15	38.231	3:29.433	31	19.579	5:02.675	31	21.626	5:20.820	16	19.572	4:34.918	20	1:10.687	3:30.867	49	1:50.596	3:12.173
7	39.021	3:30.223	15	21.549	5:03.536	15	23.311	5:20.535	6	19.867	4:34.266	21	1:13.164	3:34.437	66	1:50.636	3:21.355
16	39.475	3:30.677	16	22.188	5:02.931	16	24.164	5:20.749	46	20.405	4:33.804	32	1:15.562	4:00.861	21	1:52.439	3:32.954
6	39.869	3:31.071	6	22.790	5:03.139	6	25.111	5:21.094	29	23.032	4:35.283	18	1:19.756	3:35.576	44	1:53.083	3:15.820
46	41.177	3:32.379	46	23.672	5:02.713	46	26.111	5:21.212	19	24.217	4:35.600	66	1:22.960	4:04.615	16	1:53.548	3:15.392
29	43.702	3:34.904	29	24.697	5:01.213	29	27.259	5:21.335	5	25.569	4:35.155	55	1:25.658	3:39.849	7	2:00.853	3:16.215
19	44.874	3:36.076	19	25.607	5:00.951	19	28.127	5:21.293	21	29.953	4:37.297	44	1:30.942	4:07.785	19	2:02.697	3:19.460
34	45.725	3:36.927	5	27.482	4:57.212	5	29.924	5:21.215	20	31.046	4:37.095	99	1:31.825	4:18.313	40	2:09.673	3:30.845
5	50.488	3:41.690	40	28.226	4:56.999	40	30.423	5:20.970	18	35.406	4:40.410	16	1:31.835	4:03.489	99	2:28.444	3:50.298
40	51.445	3:42.647	21	30.045	4:56.848	21	32.166	5:20.894	55	37.035	4:39.331	49	1:32.102	4:07.224			
21	53.415	3:44.617	20	31.753	4:40.880	20	33.461	5:20.481	91	38.003	5:06.713	40	1:32.507	3:32.122			
20	1:11.091	4:02.293	18	32.750	4:39.452	18	34.506	5:20.529	37	40.669	4:42.379	37	1:35.781	3:46.338			
18	1:13.516	4:04.718	55	33.890	4:40.051	55	37.214	5:22.097	31	46.921	5:04.805	19	1:36.916	4:03.925			
55	1:14.057	4:05.259	37	35.021	4:30.848	37	37.800	5:21.552	39	48.755	4:47.644	7	1:38.317	4:12.486			
37	1:24.391	4:15.593	39	37.627	4:20.522	39	40.621	5:21.767	40	51.611	5:00.698	39	2:05.235	4:07.706			
22	1:32.473	4:23.675	22	3:38.939	7:26.684							22	2 LAPS	11:30.580			
39	1:37.323	4:28.525															

**Session Start: 12:40:59 - Finish: 13:22:35**

**Weather/Track Conditions: Cloud / Dry**

**Circuit: Silverstone Historic Grand Prix**

**Track Length: 5.857 Km - 3.6394 miles**

# Silverstone Classic - 28 - 30 Jul 2017

## Kidston Trophy For Pre War Sports Cars

### Race 5 - Lap Chart

Lap 7			Lap 8			Lap 9			Lap 10			Lap 11			Lap 12		
NO	Behind	Laptime	NO	Behind	Laptime	NO	Behind	Laptime	NO	Behind	Laptime	NO	Behind	Laptime	NO	Behind	Laptime
10		2:49.015	3		2:59.307	52		2:51.754	52		2:51.590	52		2:50.291	52		2:49.288
18	1 LAP	4:32.684	52	5.141	2:52.698	11	0.218	2:51.769	11	0.153	2:51.525	11	0.165	2:50.303	11	0.162	2:49.285
5	1 LAP	4:54.476	11	5.344	2:51.417	10	6.570	2:50.322	29	1 LAP	3:23.565	44	1 LAP	3:16.919	10	6.211	2:51.145
55	1 LAP	4:30.299	10	13.143	3:39.165	8	9.344	2:49.523	10	4.548	2:49.568	46	1 LAP	3:16.961	7	1 LAP	3:09.148
38	22.219	2:57.681	8	16.716	2:53.304	21	1 LAP	3:14.319	8	8.058	2:50.304	10	4.354	2:50.097	8	13.029	2:52.841
3	26.715	2:59.588	18	1 LAP	3:35.417	1	27.604	2:56.640	40	1 LAP	3:27.137	8	9.476	2:51.709	15	1 LAP	3:15.747
39	1 LAP	4:04.371	5	1 LAP	3:40.513	20	1 LAP	3:32.144	1	31.098	2:55.084	19	1 LAP	3:13.943	44	1 LAP	3:16.633
37	1 LAP	4:41.081	55	1 LAP	3:40.545	99	1 LAP	3:39.391	21	1 LAP	3:13.908	66	1 LAP	3:23.095	46	1 LAP	3:16.615
52	38.465	2:51.665	1	27.859	2:56.460	38	47.280	2:57.845	9	51.163	2:53.761	29	1 LAP	3:21.468	14	1 LAP	3:31.372
11	39.949	2:50.630	38	46.330	3:50.133	9	48.992	2:54.177	38	52.850	2:57.160	1	36.477	2:55.670	19	1 LAP	3:12.059
14	46.729	3:01.415	9	51.710	2:55.429	3	52.272	3:49.167	3	1:01.043	3:00.361	9	55.781	2:54.909	37	2 LAPS	3:45.034
24	48.238	3:02.329	37	1 LAP	3:48.599	18	1 LAP	3:34.632	20	1 LAP	3:34.941	38	59.377	2:56.818	1	43.458	2:56.269
8	49.434	3:37.982	45	1:06.007	3:01.710	55	1 LAP	3:38.325	45	1:21.679	3:01.773	21	1 LAP	3:13.864	66	1 LAP	3:18.343
1	57.421	3:36.586	24	1:08.819	3:46.603	5	1 LAP	3:39.574	39	3 LAPS	10:15.341	40	1 LAP	3:27.134	9	1:01.063	2:54.570
9	1:22.303	2:54.801	91	1:12.952	3:06.567	45	1:11.496	3:02.384	32	1:31.619	3:02.356	3	1:11.583	3:00.831	29	1 LAP	3:22.165
45	1:30.319	3:45.981	32	1:14.707	3:02.206	32	1:20.853	3:03.041	99	1 LAP	3:43.571	45	1:32.660	3:01.272	38	1:06.839	2:56.750
91	1:32.407	3:08.200	27	1:18.254	3:04.853	24	1:22.316	3:10.392	27	1:33.636	3:01.904	32	1:44.245	3:02.917	3	1:21.729	2:59.434
32	1:38.523	3:02.836	14	1:23.630	4:02.923	27	1:23.322	3:01.963	91	1:34.419	3:02.113	27	1:46.498	3:03.153	21	1 LAP	3:11.754
27	1:39.423	3:45.464	31	1:26.984	3:07.838	91	1:23.896	3:07.839	18	1 LAP	3:33.696	91	1:48.466	3:04.338	40	1 LAP	3:25.325
31	1:45.168	3:10.232	33	1:27.438	3:05.461	33	1:34.726	3:04.183	24	1:39.256	3:08.530	20	1 LAP	3:32.749	45	1:43.612	3:00.240
33	1:47.999	3:53.531	4	1:34.132	3:04.666	31	1:38.531	3:08.442	33	1:47.949	3:04.813	24	1:59.175	3:10.210	32	1:57.595	3:02.638
4	1:55.488	3:06.762	49	1:45.154	3:02.487	4	1:44.088	3:06.851	55	1 LAP	3:36.459	33	2:01.969	3:04.311	27	1:59.597	3:02.387
49	2:08.689	3:07.108	16	1:45.698	3:00.115	37	1 LAP	3:45.630	5	1 LAP	3:37.357	31	2:15.693	3:09.966	91	2:00.433	3:01.255
46	2:10.878	3:55.606	15	1:57.994	3:11.992	16	1:53.028	3:04.225	31	1:56.018	3:09.077	16	2:16.387	3:03.069	33	2:17.202	3:04.521
16	2:11.605	3:07.072	46	1:59.971	3:15.115	49	1:55.601	3:07.342	4	1:57.617	3:05.119	4	2:17.006	3:09.680	24	2:18.825	3:08.938
15	2:12.024	3:57.067	7	2:05.263	3:09.435	14	1:56.855	3:30.120	16	2:03.609	3:02.171	18	1 LAP	3:33.326	16	2:31.884	3:04.785
44	2:19.827	3:15.759	44	2:08.923	3:15.118	15	2:14.838	3:13.739	49	2:13.742	3:09.731	99	1 LAP	3:42.110	4	2:33.785	3:06.067
29	2:21.609	4:07.028	66	2:18.604	3:20.433	7	2:17.075	3:08.707	37	1 LAP	3:43.843	49	2:25.605	3:02.154	31	2:35.480	3:09.075
7	2:21.850	3:10.012	19	2:18.905	3:17.767	44	2:26.563	3:14.535	7	2:37.830	3:12.345	39	3 LAPS	3:58.612	49	2:36.460	3:00.143
66	2:24.193	3:22.572	29	2:26.952	3:31.365	46	2:28.588	3:25.512	15	2:37.989	3:14.741	55	1 LAP	3:34.256	20	1 LAP	3:34.231
19	2:27.160	3:13.478	40	2:50.019	3:26.577	19	2:38.375	3:16.365	14	2:39.218	3:33.953	5	1 LAP	3:34.437	18	1 LAP	3:34.713
40	2:49.464	3:28.806				66	2:41.814	3:20.105							99	1 LAP	3:35.606
20	3:22.738	4:24.361													5	1 LAP	3:33.310
21	3:22.844	4:19.420													55	1 LAP	3:35.890
99	3:24.787	3:45.358													39	3 LAPS	3:56.145

**Session Start: 12:40:59 - Finish: 13:22:35**  
**Weather/Track Conditions: Cloud / Dry**  
**Circuit: Silverstone Historic Grand Prix**  
**Track Length: 5.857 Km - 3.6394 miles**



## Silverstone Classic - 28 - 30 Jul 2017

### Commander Yorke Trophy For Historic Formula Junior Race 6 - Classification

Sheet No:

POS	NO	DRIVER/S	CLASS	CLASS POS	CAR MAKE / MODEL	TIME	LAPS	GAP	DIFF	MPH	BEST	ON
1	53	Sam Wilson	E1	1	Lotus 20/22	21:11.412	9	-- 9 laps --		92.74	2:19.886	5
2	79	Andrew Hibberd	E1	2	Lotus 22	21:15.840	9	4.428	4.428	92.42	2:19.972	4
3	96	Timothy De Silva	E1	3	Brabham BT2	21:35.041	9	23.629	19.201	91.05	2:22.435	4
4	92	Westie Mitchell	E1	4	De Tomaso 63	21:40.103	9	28.691	5.062	90.70	2:22.087	4
5	80	Nicholas Fennell	E1	5	Lotus 27	22:01.404	9	49.992	21.301	89.23	2:23.285	3
6	162	Katsu Kubota	E1	6	Lotus 20/22	22:08.249	9	56.837	6.845	88.77	2:25.170	8
7	61	Simon Diffey	E1	7	Lotus 20	22:08.551	9	57.139	0.302	88.75	2:24.995	5
8	82	Andrew Garside	E1	8	Lotus 20	22:14.018	9	1:02.606	5.467	88.39	2:25.071	5
9	58	Richard Smeeton	E1	9	Wainer 63	22:15.407	9	1:03.995	1.389	88.30	2:25.380	5
10	11	Will Mitcham	B2	1	U2 Mk2	22:26.693	9	1:15.281	11.286	87.56	2:27.994	5
11	180	Lee Mowle	E1	10	Lotus 20/22	22:28.237	9	1:16.825	1.544	87.46	2:27.330	2
12	65	Urs Mueller	E1	11	Lotus 20/22	22:45.607	9	1:34.195	17.370	86.35	2:28.207	3
13	88	Lukas Halusa	D2	1	Lotus 20	22:49.368	9	1:37.956	3.761	86.10	2:29.550	6
14	86	Steve Jones	E1	12	Cooper T67	22:49.636	9	1:38.224	0.268	86.09	2:28.835	5
15	161	Andrew Beaumont	E1	13	Lotus 22	22:50.634	9	1:39.222	0.998	86.03	2:27.944	6
16	12	Stuart Roach	B2	2	Alexis Mk2	22:51.878	9	1:40.466	1.244	85.95	2:29.852	3
17	73	Peter Anstiss	E1	14	Lotus 20/22	22:59.585	9	1:48.173	7.707	85.47	2:30.798	5
18	76	John Rees	E1	15	Lotus 22	23:00.741	9	1:49.329	1.156	85.40	2:30.129	4
19	63	Greg Audi	E1	16	Lotus 22	23:03.849	9	1:52.437	3.108	85.20	2:30.187	3
20	98	Chris Merrick	E1	17	Cooper T59	23:16.096	9	2:04.684	12.247	84.46	2:33.180	5
21	2	Christopher Milner	E1	18	Lotus 20/22	23:16.380	9	2:04.968	0.284	84.44	2:28.456	4
22	48	John Delane	D2	2	Lotus 18	23:16.640	9	2:05.228	0.260	84.43	2:33.073	8
23	36	Tony Best	E1	19	Lotus 20/22	23:16.928	9	2:05.516	0.288	84.41	2:32.320	9
24	54	Martin Halusa	E1	20	Lotus 22	23:34.910	9	2:23.498	17.982	83.33	2:34.296	5
25	27	Richard Wilson	E1	21	Lotus 27	21:11.928	8	-- 8 laps --	13.389	82.40	2:34.240	7
26	190	Andrew Hayden	D2	3	Envoy Mk2	21:31.966	8	20.038	20.038	81.13	2:38.111	8
27	15	Harindra De Silva	B2	3	Lola Mk2	21:33.551	8	21.623	1.585	81.03	2:38.612	8
28	111	Nick Taylor	B2	4	Elva 100	21:33.939	8	22.011	0.388	81.00	2:38.431	8
29	34	James Owen	B2	5	Gemini Mk2	21:34.091	8	22.163	0.152	80.99	2:38.284	8
30	142	Martin Aubert	D2	4	Lotus 20	22:09.886	8	57.958	35.795	78.81	2:43.705	7
31	42	Jeremy Deeley	C2	1	Cooper T52	22:10.747	8	58.819	0.861	78.76	2:41.837	5
32	30	Roger Skipp	C2	2	Emeryson FJ	22:11.797	8	59.869	1.050	78.70	2:43.158	4
33	13	John Arnold	B1	1	Elva 100	22:12.442	8	1:00.514	0.645	78.66	2:42.281	5
34	22	Robin Lackford	B2	6	Elva 100	22:13.289	8	1:01.361	0.847	78.61	2:43.839	5
35	40	Chris Wilks	C2	3	Deep Sanderson FJ	22:40.548	8	1:28.620	27.259	77.04	2:46.920	3
36	51	Fabrice Perruchot	E1	22	Lotus 20/22	23:00.432	8	1:48.504	19.884	75.93	2:48.361	7
37	90	Mark Haynes	B2	7	Nota FJ	23:03.186	8	1:51.258	2.754	75.78	2:50.015	5
38	26	Roger Dexter	B2	8	Elva-DKW 100	23:32.021	8	2:20.093	28.835	74.23	2:52.232	8
39	49	Martin Mchugh	D2	5	North Star Mk1	23:49.725	8	2:37.797	17.704	73.31	2:54.439	8

Car 19 - Non Starter

Car 61 requires a working transponder - Regulation Q.12.2.1 refers.

Session Start: 13:40:23 - Finish: 14:01:34

Weather/Track Conditions: Cloud / Dry

Circuit: Silverstone Historic Grand Prix

Track Length: 5.857 Km - 3.6394 miles

These results are provisional until the conclusion of any judicial and technical matters.

Clerk of the Course:

Timekeeper:

Issued at:



## Silverstone Classic - 28 - 30 Jul 2017

### Commander Yorke Trophy For Historic Formula Junior

#### Race 6 - Classification

Sheet No:

40	97	Hans Ciers	D2	6	Lotus 20	21:39.200	7	-- 7 laps --	43.914	70.59	2:56.011	3	
----- NOT CLASSIFIED -----													
DNF	77	Mark Shaw	E1		Brabham BT6	12:16.716	5	-- 5 laps --		88.92	2:23.453	3	
DNF	183	Martin Walford	E1		Lotus 22	12:18.279	5	1.563	1.563	88.73	2:25.097	5	
DNF	134	Nick Finburgh	C2		Envoy Mk1	13:52.005	5	1:35.289	1:33.726	78.73	2:41.882	4	
DNF	83	Arlette Mueller	E1		Lotus 22	15:20.493	5	3:03.777	1:28.488	71.17	2:36.151	2	
DNF	119	Colin Mckay	B2		Gemini Mk2	3:09.815	1	-- 1 laps --		16.976	69.02	3:09.815	1
DNF	14	Crispian Besley	C2		Cooper T56								

#### ----- FASTEST LAP SUMMARY -----

NO	DRIVER/S	CLASS	CAR MAKE / MODEL	FASTEST LAP	ON	MPH
53	Sam Wilson	E1	Lotus 20/22	2:19.886	5	93.66
11	Will Mitcham	B2	U2 Mk2	2:27.994	5	88.53
88	Lukas Halusa	D2	Lotus 20	2:29.550	6	87.61
42	Jeremy Deeley	C2	Cooper T52	2:41.837	5	80.96
13	John Arnold	B1	Elva 100	2:42.281	5	80.73

Car 19 - Non Starter

Car 61 requires a working transponder - Regulation Q.12.2.1 refers.

Session Start: 13:40:23 - Finish: 14:01:34

Weather/Track Conditions: Cloud / Dry

Circuit: Silverstone Historic Grand Prix

Track Length: 5.857 Km - 3.6394 miles

These results are provisional until the conclusion of any judicial and technical matters.

Clerk of the Course:

Timekeeper:

Issued at:



# Silverstone Classic - 28 - 30 Jul 2017

## Commander Yorke Trophy For Historic Formula Junior

### Race 6 - Sector Analysis

2 Christopher Milner (E1)								Lotus 20/22							
lap	Sect-1	Speed	Sect-2	Speed	Sect-3	Speed	Laptime Pit	lap	Sect-1	Speed	Sect-2	Speed	Sect-3	Speed	Laptime Pit
1		105.2	1:17.543	122.5	28.766	89.8	2:44.335	6	46.004	119.4	1:16.407	120.7	28.010	91.1	2:30.421
2	47.067	117.3	1:15.359	122.5	28.438	90.8	2:30.864	7	45.577	121.8	1:17.110	120.5	32.272	86.5	2:34.959
3	46.406	120.7	1:18.160	109.7	28.337	90.3	2:32.903	8	51.488	103.1	1:24.726	110.6	32.373	80.6	2:48.587
4	45.746	121.1	1:15.134	122.5	27.576	92.3	2:28.456	9	49.128	109.3	1:18.335	118.4	29.753	77.0	2:37.216
5	46.297	120.1	1:14.518	121.8	27.824	91.3	2:28.639	10							

11 Will Mitcham (B2)								U2 Mk2							
lap	Sect-1	Speed	Sect-2	Speed	Sect-3	Speed	Laptime Pit	lap	Sect-1	Speed	Sect-2	Speed	Sect-3	Speed	Laptime Pit
1		114.7	1:15.813		28.308	88.7	2:36.891	6	46.135	117.5	1:14.547		27.962	89.0	2:28.644
2	46.358	118.6	1:15.369		27.789	90.6	2:29.516	7	46.575	117.5	1:15.037		27.568	89.7	2:29.180
3	46.241	117.5	1:14.783		27.852	89.6	2:28.876	8	46.254	117.9	1:14.921		27.902	88.9	2:29.077
4	46.125	117.3	1:14.604		27.390	88.2	2:28.119	9	46.390	116.7	1:14.405		27.601	88.4	2:28.396
5	46.029	118.1	1:14.520		27.445	89.2	2:27.994	10							

12 Stuart Roach (B2)								Alexis Mk2							
lap	Sect-1	Speed	Sect-2	Speed	Sect-3	Speed	Laptime Pit	lap	Sect-1	Speed	Sect-2	Speed	Sect-3	Speed	Laptime Pit
1		111.7	1:16.591	113.7	28.830	68.8	2:39.928	6	47.104	112.0	1:17.450	113.6	27.433	89.1	2:31.987
2	47.923	110.9	1:16.384	112.4	27.626	88.0	2:31.933	7	47.132	111.1	1:16.779	117.5	27.723	86.6	2:31.634
3	46.708	111.5	1:15.938	113.2	27.206	88.0	2:29.852	8	47.684	111.1	1:16.588	115.5	27.650	86.3	2:31.922
4	47.709	110.9	1:15.733	112.2	27.243	88.5	2:30.685	9	47.412	112.4	1:17.213	121.1	27.472	89.2	2:32.097
5	47.596	110.9	1:16.863	114.7	27.381	88.2	2:31.840	10							

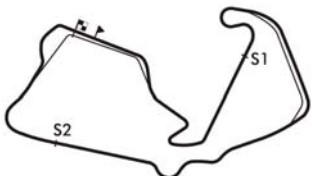
13 John Arnold (B1)								Elva 100							
lap	Sect-1	Speed	Sect-2	Speed	Sect-3	Speed	Laptime Pit	lap	Sect-1	Speed	Sect-2	Speed	Sect-3	Speed	Laptime Pit
1		100.9	1:22.966	107.4	31.669	83.1	3:01.255	5	50.158	105.0	1:21.792	108.9	30.331	84.8	2:42.281
2	53.277	103.2	1:21.632	108.2	30.238	85.6	2:45.147	6	50.442	101.5	1:22.307	107.7	30.571	85.3	2:43.320
3	50.682	104.0	1:23.060	104.5	32.051	79.3	2:45.793	7	50.690	103.1	1:22.323	107.2	30.577	85.1	2:43.590
4	52.379	100.3	1:22.852	106.0	30.421	86.0	2:45.652	8	50.852	104.0	1:22.562	105.5	31.990	83.0	2:45.404

14 Crispian Besley (C2)								Cooper T56							
lap	Sect-1	Speed	Sect-2	Speed	Sect-3	Speed	Laptime Pit	lap	Sect-1	Speed	Sect-2	Speed	Sect-3	Speed	Laptime Pit

15 Harindra De Silva (B2)								Lola Mk2							
lap	Sect-1	Speed	Sect-2	Speed	Sect-3	Speed	Laptime Pit	lap	Sect-1	Speed	Sect-2	Speed	Sect-3	Speed	Laptime Pit
1		111.1	1:21.773	113.2	30.942	83.8	2:53.719	5	50.298	113.9	1:19.153	117.7	29.964	77.9	2:39.415
2	49.837	113.0	1:19.832	117.3	30.341	77.7	2:40.010	6	48.927	114.1	1:19.543	113.2	31.126	84.2	2:39.596
3	51.125	113.0	1:21.096		30.144	82.5	2:42.365	7	49.290	115.3	1:19.592	114.5	30.939	86.4	2:39.821
4	50.779	112.6	1:19.206	116.5	30.028	85.5	2:40.013	8	48.571	113.6	1:19.816	116.7	30.225	79.8	2:38.612

22 Robin Lackford (B2)								Elva 100							
lap	Sect-1	Speed	Sect-2	Speed	Sect-3	Speed	Laptime Pit	lap	Sect-1	Speed	Sect-2	Speed	Sect-3	Speed	Laptime Pit
1		101.1	1:23.512	108.2	31.136	79.0	3:00.422	5	51.009	102.0	1:22.873	108.9	29.957	80.1	2:43.839
2	50.995	102.6	1:22.339	108.1	30.775	78.5	2:44.109	6	51.076	102.5	1:23.570	106.5	30.181	78.5	2:44.827
3	51.704	99.9	1:23.411	104.5	30.935	80.3	2:46.050	7	51.724	100.8	1:22.436	105.8	30.437	79.0	2:44.597
4	51.590	101.1	1:22.860	105.0	30.617	80.3	2:45.067	8	50.862	100.9	1:23.004	104.5	30.512	81.6	2:44.378

26 Roger Dexter (B2)								Elva-DKW 100							
lap	Sect-1	Speed	Sect-2	Speed	Sect-3	Speed	Laptime Pit	lap	Sect-1	Speed	Sect-2	Speed	Sect-3	Speed	Laptime Pit
1		96.0	1:29.012	98.3	33.745	78.7	3:10.727	5	55.202	96.0	1:28.331	95.9	32.262	76.1	2:55.795
2	54.659	96.0	1:29.474	96.1	32.518	76.9	2:56.651	6	56.112	95.6	1:26.860	95.3	32.109	78.0	2:55.081
3	54.538	96.3	1:28.333	96.1	32.619	78.0	2:55.490	7	54.473	97.4	1:27.049	97.0	31.745	75.9	2:53.267
4	54.264	96.6	1:26.678	97.5	31.836	77.8	2:52.778	8	55.193	96.8	1:25.788	96.0	31.251	78.0	2:52.232



**Session Start: 13:40:23 - Finish: 14:01:34**  
**Weather/Track Conditions: Cloud / Dry**  
**Circuit: Silverstone Historic Grand Prix**  
**Track Length: 5.857 Km - 3.6394 miles**

# Silverstone Classic - 28 - 30 Jul 2017

## Commander Yorke Trophy For Historic Formula Junior

### Race 6 - Sector Analysis

27 Richard Wilson (E1)								Lotus 27							
lap	Sect-1	Speed	Sect-2	Speed	Sect-3	Speed	Laptime Pit	lap	Sect-1	Speed	Sect-2	Speed	Sect-3	Speed	Laptime Pit
1		107.0	1:19.871	113.2	30.143	86.4	2:52.475	5	48.144	113.9	1:17.695	114.7	28.734	88.9	2:34.573
2	49.441	104.4	1:21.076	112.6	29.442	83.0	2:39.959	6	48.536	109.7	1:17.813	115.7	29.839	85.2	2:36.188
3	49.007	108.8	1:19.037	114.9	29.047	88.5	2:37.091	7	47.951	114.5	1:16.956	116.1	29.333	89.7	2:34.240
4	48.851	111.3	1:17.917	113.7	28.924	88.9	2:35.692	8	47.849	113.0	1:18.915	113.9	34.946	50.5	2:41.710

30 Roger Skipp (C2)								Emeryson FJ							
lap	Sect-1	Speed	Sect-2	Speed	Sect-3	Speed	Laptime Pit	lap	Sect-1	Speed	Sect-2	Speed	Sect-3	Speed	Laptime Pit
1		103.7	1:22.943	112.4	31.411	81.0	2:58.860	5	52.175	96.8	1:21.940	111.7	29.814	79.4	2:43.929
2	50.123	105.5	1:22.681	109.1	31.630	77.7	2:44.434	6	50.579	107.5	1:21.770	109.1	30.999	76.5	2:43.348
3	53.677	104.4	1:22.896	98.8	31.710	80.7	2:48.283	7	52.138	105.0	1:23.216	110.2	30.686	82.4	2:46.040
4	50.609	106.7	1:22.039	108.9	30.510	81.9	2:43.158	8	51.627	105.4	1:21.095	107.7	31.023	81.6	2:43.745

34 James Owen (B2)								Gemini Mk2							
lap	Sect-1	Speed	Sect-2	Speed	Sect-3	Speed	Laptime Pit	lap	Sect-1	Speed	Sect-2	Speed	Sect-3	Speed	Laptime Pit
1		104.0	1:21.765	107.0	31.119	81.4	2:56.542	5	50.266	105.8	1:21.179	105.7	29.209	87.3	2:40.654
2	50.090	104.2	1:20.212	104.9	29.841	82.8	2:40.143	6	49.858	105.8	1:19.097	108.8	30.057	86.6	2:39.012
3	49.636	106.0	1:20.488	108.9	30.038	84.7	2:40.162	7	49.226	108.4	1:20.486	107.2	29.664	86.1	2:39.376
4	50.494	104.7	1:19.491	108.1	29.933	87.3	2:39.918	8	49.732	107.0	1:18.584	111.3	29.968	86.7	2:38.284

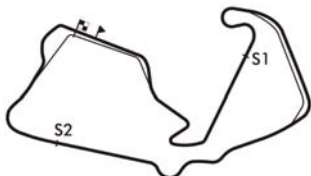
36 Tony Best (E1)								Lotus 20/22							
lap	Sect-1	Speed	Sect-2	Speed	Sect-3	Speed	Laptime Pit	lap	Sect-1	Speed	Sect-2	Speed	Sect-3	Speed	Laptime Pit
1		111.1	1:18.440	118.8	29.516	83.6	2:46.556	6	48.243	117.5	1:16.586	119.8	28.585	88.3	2:33.414
2	49.637	115.5	1:16.806	120.9	28.834	87.7	2:35.277	7	48.755	116.7	1:17.289	119.6	28.348	87.2	2:34.392
3	47.654	117.9	1:17.615	121.6	28.648	87.6	2:33.917	8	47.586	114.7	1:16.962	120.1	29.645	87.7	2:34.193
4	47.792	116.3	1:16.215	121.1	28.631	87.4	2:32.638	9	47.502	119.2	1:16.168	118.8	28.650	82.7	2:32.320
5	48.445	118.4	1:16.970	121.4	28.806	88.9	2:34.221	10							

40 Chris Wilks (C2)								Deep Sanderson FJ							
lap	Sect-1	Speed	Sect-2	Speed	Sect-3	Speed	Laptime Pit	lap	Sect-1	Speed	Sect-2	Speed	Sect-3	Speed	Laptime Pit
1		99.9	1:22.821	103.6	31.278	75.6	2:56.907	5	52.175	100.0	1:24.071	94.7	32.414	73.7	2:48.660
2	51.808	101.7	1:24.528	99.3	31.615	75.1	2:47.951	6	53.181	96.7	1:26.889	95.2	31.806	78.1	2:51.876
3	51.177	104.5	1:23.922	98.3	31.821	83.0	2:46.920	7	52.678	102.0	1:26.293	93.5	31.944	77.0	2:50.915
4	52.484	102.1	1:24.087	98.4	30.795	81.8	2:47.366	8	53.275	92.4	1:25.125	94.8	31.553	77.5	2:49.953

42 Jeremy Deeley (C2)								Cooper T52							
lap	Sect-1	Speed	Sect-2	Speed	Sect-3	Speed	Laptime Pit	lap	Sect-1	Speed	Sect-2	Speed	Sect-3	Speed	Laptime Pit
1		104.0	1:23.130	110.7	32.101	79.7	3:01.094	5	50.387	106.9	1:21.472	110.6	29.978	84.6	2:41.837
2	52.136	106.5	1:22.017	111.3	30.404	82.3	2:44.557	6	50.760	102.1	1:21.300	111.1	31.666	83.3	2:43.726
3	53.128	102.6	1:22.153	110.0	31.880	81.5	2:47.161	7	51.174	106.2	1:21.381	111.5	31.587	82.3	2:44.142
4	51.477	106.5	1:21.199	109.7	30.548	85.6	2:43.224	8	51.150	102.5	1:21.867	112.4	31.989	83.8	2:45.006

48 John Delane (D2)								Lotus 18							
lap	Sect-1	Speed	Sect-2	Speed	Sect-3	Speed	Laptime Pit	lap	Sect-1	Speed	Sect-2	Speed	Sect-3	Speed	Laptime Pit
1		110.4	1:17.829	119.2	28.631	85.7	2:43.163	6	48.300	113.4	1:16.706		28.608	86.7	2:33.614
2	48.872	110.6	1:17.393	122.2	29.730	86.0	2:35.995	7	48.548	113.6	1:17.420	117.9	28.263	86.8	2:34.231
3	48.219	114.9	1:17.437	121.6	28.509	82.8	2:34.165	8	47.638	114.7	1:17.162	117.3	28.273	87.8	2:33.073
4	48.405	113.9	1:16.991		28.559	86.3	2:33.955	9	48.505	115.5	1:16.319	119.4	28.745	80.6	2:33.569
5	48.576	115.5	1:17.874	118.4	28.425	88.5	2:34.875	10							

49 Martin Mchugh (D2)								North Star Mk1							
lap	Sect-1	Speed	Sect-2	Speed	Sect-3	Speed	Laptime Pit	lap	Sect-1	Speed	Sect-2	Speed	Sect-3	Speed	Laptime Pit
1		100.9	1:28.131	103.4	35.338	75.0	3:13.208	5	55.201	102.0	1:27.650	107.2	35.600	76.5	2:58.451
2	55.065	98.0	1:28.353	103.6	35.224	73.7	2:58.642	6	53.919	105.8	1:27.517	107.5	34.942	77.2	2:56.378
3	53.901	102.6	1:26.819	108.1	33.900	74.9	2:54.620	7	55.144	101.2	1:26.344	107.4	33.382	75.2	2:54.870
4	55.034	103.2	1:28.471	105.2	35.612	74.3	2:59.117	8	54.423	104.9	1:26.139	108.6	33.877	77.1	2:54.439



**Session Start: 13:40:23 - Finish: 14:01:34**  
**Weather/Track Conditions: Cloud / Dry**  
**Circuit: Silverstone Historic Grand Prix**  
**Track Length: 5.857 Km - 3.6394 miles**

# Silverstone Classic - 28 - 30 Jul 2017

## Commander Yorke Trophy For Historic Formula Junior

### Race 6 - Sector Analysis

51 Fabrice Perruchot (E1)								Lotus 20/22							
lap	Sect-1	Speed	Sect-2	Speed	Sect-3	Speed	Laptime Pit	lap	Sect-1	Speed	Sect-2	Speed	Sect-3	Speed	Laptime Pit
1		99.6	1:28.695	110.0	34.969	71.3	3:12.176	5	51.899	110.4	1:25.085	112.6	31.890	81.7	2:48.874
2	54.786	108.8	1:26.081	107.4	32.671	78.2	2:53.538	6	52.442	110.0	1:24.301	111.7	33.003	73.3	2:49.746
3	51.975	109.7	1:25.452	110.0	32.649	78.7	2:50.076	7	51.516	109.3	1:24.995	108.6	31.850	80.9	2:48.361
4	51.786	109.7	1:24.972	109.7	32.382	81.7	2:49.140	8	51.917	110.2	1:23.595	111.5	33.009	76.3	2:48.521

53 Sam Wilson (E1)								Lotus 20/22							
lap	Sect-1	Speed	Sect-2	Speed	Sect-3	Speed	Laptime Pit	lap	Sect-1	Speed	Sect-2	Speed	Sect-3	Speed	Laptime Pit
1		123.1	1:12.237	123.6	26.108	94.4	2:25.592	6	43.461	123.6	1:10.485	126.4	26.269	89.7	2:20.215
2	43.854	123.1	1:11.343	124.0	25.841	94.9	2:21.038	7	43.732	123.4	1:11.564	125.0	25.761	95.3	2:21.057
3	43.930	122.9	1:11.274	125.2	25.677	95.7	2:20.881	8	43.750	123.4	1:11.238	125.9	25.919	95.3	2:20.907
4	43.451	123.6	1:10.851	124.7	25.626	95.9	2:19.928	9	43.505	123.8	1:11.109	125.0	27.294	72.4	2:21.908
5	43.336	123.4	1:10.826	124.7	25.724	95.1	2:19.886	10							

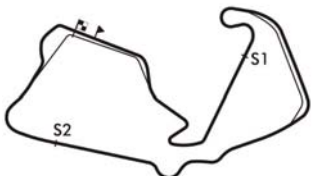
54 Martin Halusa (E1)								Lotus 22							
lap	Sect-1	Speed	Sect-2	Speed	Sect-3	Speed	Laptime Pit	lap	Sect-1	Speed	Sect-2	Speed	Sect-3	Speed	Laptime Pit
1		105.8	1:18.182	122.5	29.602	87.3	2:49.407	6	48.526	117.5	1:17.441	120.5	30.027	88.1	2:35.994
2	48.448	116.9	1:17.942	121.8	30.259	88.2	2:36.649	7	48.687	116.5	1:17.252	121.4	29.368	87.4	2:35.307
3	48.511	112.2	1:17.948	123.1	29.431	88.2	2:35.890	8	49.523	114.1	1:17.146	121.1	29.465	86.7	2:36.134
4	48.230	114.7	1:17.039	122.2	29.593	85.1	2:34.862	9	49.412	114.5	1:17.759	122.2	29.200	87.5	2:36.371
5	48.176	117.1	1:16.309	122.5	29.811	88.9	2:34.296	10							

58 Richard Smeeton (E1)								Wainer 63							
lap	Sect-1	Speed	Sect-2	Speed	Sect-3	Speed	Laptime Pit	lap	Sect-1	Speed	Sect-2	Speed	Sect-3	Speed	Laptime Pit
1		119.0	1:14.848	121.6	28.327	90.8	2:35.557	6	45.796	121.1	1:14.887	122.9	28.041	88.1	2:28.724
2	46.513	117.5	1:14.385	124.3	27.379	91.1	2:28.277	7	45.835	122.5	1:13.757	126.4	28.148	91.2	2:27.740
3	46.341	115.5	1:15.039	125.9	27.837	91.6	2:29.217	8	45.615	122.0	1:13.255	124.5	27.587	88.9	2:26.457
4	46.032	121.1	1:14.251	120.3	27.099	92.8	2:27.382	9	45.621	123.6	1:13.595	123.1	27.457	90.4	2:26.673
5	45.100	121.1	1:13.194	123.4	27.086	91.8	2:25.380	10							

61 Simon Diffey (E1)								Lotus 20							
lap	Sect-1	Speed	Sect-2	Speed	Sect-3	Speed	Laptime Pit	lap	Sect-1	Speed	Sect-2	Speed	Sect-3	Speed	Laptime Pit
1							2:35.815	6							2:26.828
2							2:27.001	7							2:28.759
3							2:25.930	8							2:27.374
4							2:25.381	9							2:26.468
5							2:24.995	10							

63 Greg Audi (E1)								Lotus 22							
lap	Sect-1	Speed	Sect-2	Speed	Sect-3	Speed	Laptime Pit	lap	Sect-1	Speed	Sect-2	Speed	Sect-3	Speed	Laptime Pit
1		113.4	1:16.847		29.543	75.0	2:41.529	6	46.474	115.5	1:15.441		28.462	90.7	2:30.377
2	48.044	115.1	1:16.878		28.259	88.3	2:33.181	7	46.329	116.9	1:15.785		28.179	90.6	2:30.293
3	46.843	115.3	1:15.288	118.8	28.056	90.8	2:30.187	8	47.761	116.7	1:16.050		28.344	90.9	2:32.155
4	47.159	114.7	1:16.165		27.956	89.5	2:31.280	9	46.868	111.7	1:16.915		39.579	87.6	2:43.362
5	46.699	115.5	1:16.036		28.750	89.7	2:31.485	10							

65 Urs Mueller (E1)								Lotus 20/22							
lap	Sect-1	Speed	Sect-2	Speed	Sect-3	Speed	Laptime Pit	lap	Sect-1	Speed	Sect-2	Speed	Sect-3	Speed	Laptime Pit
1		113.2	1:16.482	124.3	28.627	90.0	2:48.671	6	46.777	119.6	1:15.037	122.5	28.688	92.1	2:30.502
2	46.841	119.4	1:13.998	125.2	28.826	92.2	2:29.665	7	46.646	119.0	1:14.975	122.9	28.611	92.7	2:30.232
3	46.444	119.6	1:14.105	125.2	27.658	94.0	2:28.207	8	46.231	119.0	1:15.704	121.8	28.206	91.8	2:30.141
4	46.127	120.3	1:14.112	123.1	28.413	85.8	2:28.652	9	46.919	119.2	1:15.484	122.0	28.831	86.9	2:31.234
5	46.252	119.4	1:14.044	122.5	28.007	91.2	2:28.303	10							



**Session Start: 13:40:23 - Finish: 14:01:34**  
**Weather/Track Conditions: Cloud / Dry**  
**Circuit: Silverstone Historic Grand Prix**  
**Track Length: 5.857 Km - 3.6394 miles**

# Silverstone Classic - 28 - 30 Jul 2017

## Commander Yorke Trophy For Historic Formula Junior

### Race 6 - Sector Analysis

73 Peter Anstiss (E1)								Lotus 20/22							
lap	Sect-1	Speed	Sect-2	Speed	Sect-3	Speed	Laptime Pit	lap	Sect-1	Speed	Sect-2	Speed	Sect-3	Speed	Laptime Pit
1		111.1	1:18.066	119.2	29.093	86.7	2:44.029	6	46.516	116.5	1:15.385	119.0	29.338	88.4	2:31.239
2	47.975	111.3	1:16.953	118.4	28.635	88.3	2:33.563	7	46.933	115.3	1:16.427	120.5	29.324	89.0	2:32.684
3	47.182	115.7	1:16.239	119.4	28.485	88.3	2:31.906	8	47.071	114.9	1:17.180	118.1	28.129	88.9	2:32.380
4	46.793	115.7	1:16.056	121.1	28.693	90.2	2:31.542	9	46.599	116.5	1:15.568	118.8	29.277	86.7	2:31.444
5	46.615	116.9	1:16.078	119.6	28.105	90.1	2:30.798	10							

76 John Rees (E1)								Lotus 22							
lap	Sect-1	Speed	Sect-2	Speed	Sect-3	Speed	Laptime Pit	lap	Sect-1	Speed	Sect-2	Speed	Sect-3	Speed	Laptime Pit
1		107.0	1:17.156	119.6	29.381	80.3	2:46.256	6	48.687	113.2	1:16.678	118.4	28.431	89.5	2:33.796
2	49.086	114.3	1:16.844	120.1	27.702	91.1	2:33.632	7	46.892	114.3	1:16.148	118.6	28.948	85.9	2:31.988
3	47.975	113.7	1:16.483	119.2	27.611	91.4	2:32.069	8	47.097	113.7	1:15.843	119.0	28.198	88.4	2:31.138
4	46.832	114.5	1:15.416	119.4	27.881	91.4	2:30.129	9	46.932	114.5	1:15.640	117.5	28.937	86.6	2:31.509
5	46.752	115.1	1:15.593	120.3	27.879	90.7	2:30.224	10							

77 Mark Shaw (E1)								Brabham BT6							
lap	Sect-1	Speed	Sect-2	Speed	Sect-3	Speed	Laptime Pit	lap	Sect-1	Speed	Sect-2	Speed	Sect-3	Speed	Laptime Pit
1		121.4	1:13.391		26.847	93.9	2:29.686	4	45.046	122.5	1:12.286	123.4	26.379	93.9	2:23.711
2	44.927	122.9	1:12.720	124.0	26.409	93.9	2:24.056	5	44.824	122.2	1:12.040		38.946	61.0	2:35.810
3	44.725	122.7	1:12.063	125.4	26.665	94.4	2:23.453	6							

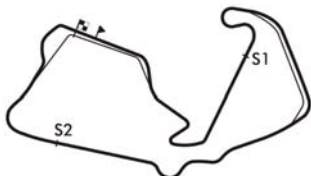
79 Andrew Hibberd (E1)								Lotus 22							
lap	Sect-1	Speed	Sect-2	Speed	Sect-3	Speed	Laptime Pit	lap	Sect-1	Speed	Sect-2	Speed	Sect-3	Speed	Laptime Pit
1		121.1	1:12.505	126.9	26.283	94.5	2:26.003	6	43.750	124.5	1:11.496	127.3	25.680	95.5	2:20.926
2	44.229	124.7	1:11.595	125.9	25.774	94.8	2:21.598	7	43.761	124.3	1:12.402	126.4	25.751	94.7	2:21.914
3	43.786	124.7	1:10.738	128.6	25.842	94.9	2:20.366	8	44.220	123.8	1:11.074	126.9	27.780	93.1	2:23.074
4	43.658	125.4	1:10.706	127.3	25.608	94.9	2:19.972	9	44.134	124.0	1:11.638	124.7	25.904	92.9	2:21.676
5	43.554	124.5	1:10.940	125.9	25.817	95.3	2:20.311	10							

80 Nicholas Fennell (E1)								Lotus 27							
lap	Sect-1	Speed	Sect-2	Speed	Sect-3	Speed	Laptime Pit	lap	Sect-1	Speed	Sect-2	Speed	Sect-3	Speed	Laptime Pit
1		121.4	1:13.497	124.5	26.994	92.3	2:30.365	6	45.647	121.8	1:13.206	123.8	27.399	92.3	2:26.252
2	44.494	124.3	1:12.947	124.7	26.642	91.8	2:24.083	7	46.581	120.7	1:13.286	123.8	28.085	90.9	2:27.952
3	44.403	123.6	1:12.339	126.4	26.543	91.7	2:23.285	8	46.109	116.9	1:14.471	123.6	28.014	90.2	2:28.594
4	44.626	125.4	1:12.513	125.2	26.672	93.2	2:23.811	9	46.536	118.4	1:14.523	122.9	27.707	90.6	2:28.766
5	44.667	123.1	1:11.980	125.0	31.649	87.4	2:28.296	10							

82 Andrew Garside (E1)								Lotus 20							
lap	Sect-1	Speed	Sect-2	Speed	Sect-3	Speed	Laptime Pit	lap	Sect-1	Speed	Sect-2	Speed	Sect-3	Speed	Laptime Pit
1		120.3	1:14.727	123.1	27.344	91.9	2:32.656	6	45.810	121.4	1:13.916	123.4	27.228	91.4	2:26.954
2	45.665	120.5	1:14.205	122.2	27.107	92.3	2:26.977	7	54.161	117.5	1:13.955	121.8	27.505	93.9	2:35.621
3	45.636	119.6	1:13.476	123.6	27.037	91.7	2:26.149	8	45.989	118.8	1:13.195	122.0	27.585	92.9	2:26.769
4	46.384	119.6	1:13.821	120.9	27.523	93.1	2:27.728	9	45.589	119.8	1:13.122	121.8	27.382	88.4	2:26.093
5	45.370	121.1	1:12.703	123.1	26.998	92.9	2:25.071	10							

83 Arlette Mueller (E1)								Lotus 22							
lap	Sect-1	Speed	Sect-2	Speed	Sect-3	Speed	Laptime Pit	lap	Sect-1	Speed	Sect-2	Speed	Sect-3	Speed	Laptime Pit
1		104.5	1:20.057	113.2	30.115	88.7	2:52.839	4	1:02.035	107.5	1:23.734	101.7	30.932	87.0	2:56.701
2	48.893	106.0	1:17.661	119.2	29.597	89.5	2:36.151	5	50.743	101.4	2:38.733	111.1	32.180	84.4	4:01.656 P
3	47.016	111.7	1:37.146	119.2	28.984	90.2	2:53.146	6							

86 Steve Jones (E1)								Cooper T67							
lap	Sect-1	Speed	Sect-2	Speed	Sect-3	Speed	Laptime Pit	lap	Sect-1	Speed	Sect-2	Speed	Sect-3	Speed	Laptime Pit
1		104.4	1:17.488	122.7	28.745	89.4	2:45.028	6	46.531	118.4	1:14.917	121.8	28.219	89.7	2:29.667
2	47.287	110.7	1:16.732	120.9	29.106	89.1	2:33.125	7	46.940	116.3	1:15.506	122.5	27.915	89.5	2:30.361
3	47.750	118.4	1:15.407	123.1	28.555	89.8	2:31.712	8	47.783	117.5	1:15.681	119.4	27.892	87.5	2:31.356
4	46.677	116.7	1:15.246	121.4	28.069	90.0	2:29.992	9	46.963	117.7	1:14.768	122.5	27.829	88.8	2:29.560
5	46.517	118.4	1:14.390	121.8	27.928	92.2	2:28.835	10							



**Session Start: 13:40:23 - Finish: 14:01:34**  
**Weather/Track Conditions: Cloud / Dry**  
**Circuit: Silverstone Historic Grand Prix**  
**Track Length: 5.857 Km - 3.6394 miles**

# Silverstone Classic - 28 - 30 Jul 2017

## Commander Yorke Trophy For Historic Formula Junior

### Race 6 - Sector Analysis

88 Lukas Halusa (D2)								Lotus 20							
lap	Sect-1	Speed	Sect-2	Speed	Sect-3	Speed	Laptime Pit	lap	Sect-1	Speed	Sect-2	Speed	Sect-3	Speed	Laptime Pit
1		112.6	1:16.609	122.0	29.174	84.1	2:42.218	6	46.437	119.6	1:14.835	123.8	28.278	90.9	2:29.550
2	47.801	111.8	1:16.936	118.4	29.139	90.8	2:33.876	7	45.955	117.7	1:15.685	123.8	28.777	86.0	2:30.417
3	46.536	120.3	1:15.604	122.5	28.062	90.7	2:30.202	8	47.551	116.7	1:15.715	121.4	28.128	90.0	2:31.394
4	47.473	119.4	1:15.867	123.6	28.340	90.2	2:31.680	9	46.063	122.2	1:15.589	122.0	28.196	90.3	2:29.848
5	46.282	121.6	1:14.595	124.7	29.306	91.3	2:30.183	10							

90 Mark Haynes (B2)								Nota FJ							
lap	Sect-1	Speed	Sect-2	Speed	Sect-3	Speed	Laptime Pit	lap	Sect-1	Speed	Sect-2	Speed	Sect-3	Speed	Laptime Pit
1		99.1	1:24.870	108.8	32.768	78.4	3:04.502	5	52.718	102.6	1:24.727	106.7	32.570	76.6	2:50.015
2	53.219	104.2	1:25.743	105.8	33.002	77.5	2:51.964	6	53.316	103.1	1:24.908	106.0	32.945	78.8	2:51.169
3	53.289	102.9	1:24.694	106.4	32.624	77.9	2:50.607	7	53.857	103.9	1:25.081	105.8	32.134	72.9	2:51.072
4	53.405	102.6	1:24.338	105.4	32.374	79.7	2:50.117	8	54.800	102.8	1:26.162	106.4	32.778	77.5	2:53.740

92 Westie Mitchell (E1)								De Tomaso 63							
lap	Sect-1	Speed	Sect-2	Speed	Sect-3	Speed	Laptime Pit	lap	Sect-1	Speed	Sect-2	Speed	Sect-3	Speed	Laptime Pit
1		123.1	1:12.459	123.6	26.672	94.8	2:29.085	6	45.352	120.3	1:12.223	122.9	27.596	85.2	2:25.171
2	44.167	123.6	1:11.914	124.3	26.939	92.3	2:23.020	7	44.924	119.8	1:12.068	122.0	27.380	87.0	2:24.372
3	44.742	119.8	1:13.017	126.6	26.498	95.5	2:24.257	8	44.773	119.4	1:13.812	121.8	26.620	94.4	2:25.205
4	44.111	122.9	1:11.232	126.6	26.744	95.3	2:22.087	9	44.824	118.6	1:12.466	121.6	26.421	92.8	2:23.711
5	44.205	122.2	1:11.784	125.9	27.206	94.8	2:23.195	10							

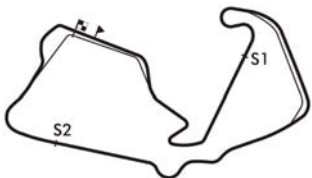
96 Timothy De Silva (E1)								Brabham BT2							
lap	Sect-1	Speed	Sect-2	Speed	Sect-3	Speed	Laptime Pit	lap	Sect-1	Speed	Sect-2	Speed	Sect-3	Speed	Laptime Pit
1		122.7	1:12.847	124.3	26.650	93.1	2:28.218	6	44.950	122.9	1:11.924	124.7	27.134	93.3	2:24.008
2	44.565	123.1	1:12.726	126.9	26.751	91.3	2:24.042	7	44.431	122.5	1:12.122	123.6	25.885	94.0	2:22.438
3	44.783	123.1	1:12.315	124.5	26.052	94.4	2:23.150	8	45.248	119.2	1:11.942	123.8	26.750	87.0	2:23.940
4	44.408	122.7	1:11.717	123.8	26.310	94.4	2:22.435	9	44.705	122.7	1:11.910	124.3	26.870	87.2	2:23.485
5	44.202	122.7	1:11.895	124.3	27.228	91.4	2:23.325	10							

97 Hans Ciers (D2)								Lotus 20							
lap	Sect-1	Speed	Sect-2	Speed	Sect-3	Speed	Laptime Pit	lap	Sect-1	Speed	Sect-2	Speed	Sect-3	Speed	Laptime Pit
1		82.8	1:28.835	96.6	34.982	72.8	3:14.336	5	1:02.174	81.8	1:34.670	78.3	39.766	67.3	3:16.610
2	54.001	99.6	1:29.285	94.9	35.314	71.8	2:58.600	6	57.835	94.9	1:31.263	97.3	36.255	73.3	3:05.353
3	54.481	95.9	1:27.012	96.6	34.518	74.2	2:56.011	7	53.266	97.7	1:31.843	96.8	38.551	72.5	3:03.660
4	53.711	98.1	1:28.593	103.6	42.326	53.7	3:04.630	8							

98 Chris Merrick (E1)								Cooper T59							
lap	Sect-1	Speed	Sect-2	Speed	Sect-3	Speed	Laptime Pit	lap	Sect-1	Speed	Sect-2	Speed	Sect-3	Speed	Laptime Pit
1		112.0	1:18.650	116.5	29.539	78.4	2:45.972	6	47.363	114.7	1:16.951	118.4	29.026	82.6	2:33.340
2	48.387	115.3	1:17.781	119.0	28.869	85.8	2:35.037	7	48.590	114.5	1:16.929	117.3	29.248	83.7	2:34.767
3	47.683	116.3	1:17.210	120.7	28.621	84.8	2:33.514	8	47.958	114.9	1:16.962	117.5	28.623	86.7	2:33.543
4	47.617	116.1	1:17.061	119.4	28.801	85.4	2:33.479	9	47.807	115.3	1:16.357	118.8	29.100	79.8	2:33.264
5	48.346	116.5	1:16.604	118.8	28.230	88.2	2:33.180	10							

111 Nick Taylor (B2)								Elva 100							
lap	Sect-1	Speed	Sect-2	Speed	Sect-3	Speed	Laptime Pit	lap	Sect-1	Speed	Sect-2	Speed	Sect-3	Speed	Laptime Pit
1		105.7	1:21.531	110.4	30.168	84.6	2:52.202	5	49.380	106.5	1:19.669	108.6	30.529	81.0	2:39.578
2	49.786	104.7	1:21.520	110.2	30.512	84.6	2:41.818	6	50.075	107.9	1:20.100	109.1	29.827	84.9	2:40.002
3	51.091	106.5	1:21.482	112.4	29.998	83.3	2:42.571	7	49.093	108.4	1:20.718	110.0	29.593	85.4	2:39.404
4	49.827	106.4	1:19.958	107.7	30.148	85.6	2:39.933	8	49.061	108.8	1:19.452	110.4	29.918	84.9	2:38.431

119 Colin Mckay (B2)								Gemini Mk2							
lap	Sect-1	Speed	Sect-2	Speed	Sect-3	Speed	Laptime Pit	lap	Sect-1	Speed	Sect-2	Speed	Sect-3	Speed	Laptime Pit
1		98.3	1:28.410	98.5	33.478	79.4	3:09.815	2							



**Session Start: 13:40:23 - Finish: 14:01:34**  
**Weather/Track Conditions: Cloud / Dry**  
**Circuit: Silverstone Historic Grand Prix**  
**Track Length: 5.857 Km - 3.6394 miles**

# Silverstone Classic - 28 - 30 Jul 2017

## Commander Yorke Trophy For Historic Formula Junior

### Race 6 - Sector Analysis

134 Nick Finburgh (C2)								Envoy Mk1							
lap	Sect-1	Speed	Sect-2	Speed	Sect-3	Speed	Laptime Pit	lap	Sect-1	Speed	Sect-2	Speed	Sect-3	Speed	Laptime Pit
1		106.4	1:20.640	105.0	30.518	81.1	2:50.952	4	49.750	103.6	1:22.307	102.3	29.825	83.0	2:41.882
2	50.149	106.4	1:21.458	104.2	30.815	76.0	2:42.422	5	49.662	103.1	1:28.509	82.2	33.941	73.7	2:52.112
3	51.661	104.7	1:22.448	108.9	30.528	82.3	2:44.637	6							

142 Martin Aubert (D2)								Lotus 20							
lap	Sect-1	Speed	Sect-2	Speed	Sect-3	Speed	Laptime Pit	lap	Sect-1	Speed	Sect-2	Speed	Sect-3	Speed	Laptime Pit
1		104.0	1:22.490	114.3	31.320	82.0	2:57.936	5	50.047	111.3	1:21.946	116.1	31.931	82.3	2:43.924
2	51.334	107.0	1:22.815	108.8	31.416	80.3	2:45.565	6	52.219	102.3	1:21.191	117.1	31.275	82.4	2:44.685
3	50.651	105.7	1:22.319	114.5	31.164	81.6	2:44.134	7	49.981	111.8	1:21.887	114.1	31.837	81.0	2:43.705
4	51.994	109.3	1:21.652	114.5	31.090	84.5	2:44.736	8	51.852	108.8	1:21.344	114.7	32.005	81.7	2:45.201

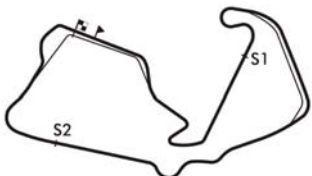
161 Andrew Beaumont (E1)								Lotus 22							
lap	Sect-1	Speed	Sect-2	Speed	Sect-3	Speed	Laptime Pit	lap	Sect-1	Speed	Sect-2	Speed	Sect-3	Speed	Laptime Pit
1		117.1	1:15.352		43.325	29.8	2:52.189	6	46.033	122.5	1:14.063		27.848	84.8	2:27.944
2	50.802	118.1	1:16.770		28.575	88.9	2:36.147	7	46.230	119.0	1:14.723		27.333	90.8	2:28.286
3	46.042	120.5	1:15.561		27.847	89.8	2:29.450	8	46.621	120.5	1:14.307		27.485	86.9	2:28.413
4	45.679	121.6	1:15.434		28.568	89.5	2:29.681	9	46.178	122.5	1:16.068		27.407	91.3	2:29.653
5	46.609	121.4	1:14.680		27.582	89.6	2:28.871	10							

162 Katsu Kubota (E1)								Lotus 20/22							
lap	Sect-1	Speed	Sect-2	Speed	Sect-3	Speed	Laptime Pit	lap	Sect-1	Speed	Sect-2	Speed	Sect-3	Speed	Laptime Pit
1		121.4	1:15.300		27.759	91.2	2:36.508	6	46.340	117.9	1:13.731		27.936	93.5	2:28.007
2	45.673	121.1	1:13.505		27.669	92.4	2:26.847	7	45.377	122.0	1:13.484		27.497	92.8	2:26.358
3	46.472	119.2	1:13.364		27.130	91.1	2:26.966	8	44.991	122.9	1:12.876		27.303	91.8	2:25.170
4	44.989	122.2	1:13.515		27.281	92.9	2:25.785	9	44.846	122.0	1:14.061		27.564	93.9	2:26.471
5	45.117	122.2	1:13.576		27.444	92.2	2:26.137	10							

180 Lee Mowle (E1)								Lotus 20/22							
lap	Sect-1	Speed	Sect-2	Speed	Sect-3	Speed	Laptime Pit	lap	Sect-1	Speed	Sect-2	Speed	Sect-3	Speed	Laptime Pit
1		121.4	1:14.439	126.1	27.869	91.7	2:35.158	6	46.638	120.1	1:14.656	125.0	28.951	88.1	2:30.245
2	45.807	120.9	1:13.857	124.3	27.666	93.5	2:27.330	7	46.521	120.1	1:14.457	124.5	28.212	90.6	2:29.190
3	47.592	116.9	1:14.747	126.4	27.935	90.2	2:30.274	8	46.453	119.4	1:14.600	123.6	28.192	87.6	2:29.245
4	46.221	120.9	1:14.742	126.6	27.961	89.8	2:28.924	9	46.633	119.4	1:15.387	125.7	28.064	87.5	2:30.084
5	46.296	120.9	1:13.685	125.0	27.806	93.2	2:27.787	10							

183 Martin Walford (E1)								Lotus 22							
lap	Sect-1	Speed	Sect-2	Speed	Sect-3	Speed	Laptime Pit	lap	Sect-1	Speed	Sect-2	Speed	Sect-3	Speed	Laptime Pit
1		119.6	1:14.117	124.0	27.504	90.6	2:33.147	4	45.664	119.6	1:14.078	125.0	27.060	92.6	2:26.802
2	45.853	120.5	1:14.082	122.5	26.952	91.6	2:26.887	5	45.075	119.6	1:13.004	121.6	27.018	93.2	2:25.097
3	45.869	120.7	1:13.526	124.0	26.951	92.4	2:26.346	6							

190 Andrew Hayden (D2)								Envoy Mk2							
lap	Sect-1	Speed	Sect-2	Speed	Sect-3	Speed	Laptime Pit	lap	Sect-1	Speed	Sect-2	Speed	Sect-3	Speed	Laptime Pit
1		105.5	1:21.402	119.6	31.166	75.8	2:56.674	5	49.209	110.0	1:19.663	121.4	30.164	86.4	2:39.036
2	51.507	113.7	1:20.280	120.5	30.103	85.4	2:41.890	6	49.266	115.9	1:18.148	119.8	30.741	87.7	2:38.155
3	49.121	116.5	1:19.301	111.5	30.645	85.9	2:39.067	7	48.954	115.1	1:19.743	117.5	30.548	84.7	2:39.245
4	49.817	111.7	1:19.551	108.8	30.420	85.7	2:39.788	8	48.971	116.7	1:19.174	120.3	29.966	88.2	2:38.111



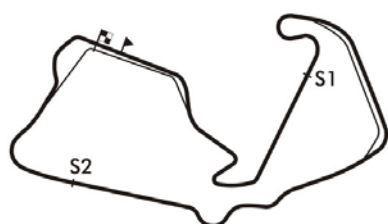
**Session Start: 13:40:23 - Finish: 14:01:34**  
**Weather/Track Conditions: Cloud / Dry**  
**Circuit: Silverstone Historic Grand Prix**  
**Track Length: 5.857 Km - 3.6394 miles**

# Silverstone Classic - 28 - 30 Jul 2017

## Commander Yorke Trophy For Historic Formula Junior

### Race 6 - Best Sector Times

SECTOR 1			SECTOR 2			SECTOR 3			IDEAL / BEST LAP COMPARISON						
NO	TIME	LAP	NO	TIME	LAP	NO	TIME	LAP	NO	NAME	BEST	IN	IDEAL	DIFF	
1	53	43.336	5	53	1:10.485	6	79	25.608	4	53	Sam Wilson	2:19.886	5	2:19.447	+0.439
2	79	43.554	5	79	1:10.706	4	53	25.626	4	79	Andrew Hibberd	2:19.972	4	2:19.868	+0.104
3	92	44.111	4	92	1:11.232	4	96	25.885	7	92	Westie Mitchell	2:22.087	4	2:21.764	+0.323
4	96	44.202	5	96	1:11.717	4	77	26.379	4	96	Timothy De Silva	2:22.435	4	2:21.804	+0.631
5	80	44.403	3	80	1:11.980	5	92	26.421	9	80	Nicholas Fennell	2:23.285	3	2:22.926	+0.359
6	77	44.725	3	77	1:12.040	5	80	26.543	3	61	Simon Diffey	2:24.995	5		+
7	162	44.846	9	82	1:12.703	5	183	26.951	3	82	Andrew Garside	2:25.071	5	2:25.071	+0.000
8	183	45.075	5	162	1:12.876	8	82	26.998	5	162	Katsu Kubota	2:25.170	8	2:24.852	+0.318
9	58	45.100	5	183	1:13.004	5	58	27.086	5	58	Richard Smeeton	2:25.380	5	2:25.380	+0.000
10	82	45.370	5	58	1:13.194	5	162	27.130	3	180	Lee Mowle	2:27.330	2	2:27.158	+0.172
11	2	45.577	7	180	1:13.685	5	12	27.206	3	161	Andrew Beaumont	2:27.944	6	2:27.075	+0.869
12	161	45.679	4	65	1:13.998	2	161	27.333	7	11	Will Mitcham	2:27.994	5	2:27.824	+0.170
13	180	45.807	2	161	1:14.063	6	11	27.390	4	65	Urs Mueller	2:28.207	3	2:27.783	+0.424
14	88	45.955	7	86	1:14.390	5	2	27.576	4	2	Christopher Milner	2:28.456	4	2:27.671	+0.785
15	11	46.029	5	11	1:14.405	9	76	27.611	3	86	Steve Jones	2:28.835	5	2:28.736	+0.099
16	65	46.127	4	2	1:14.518	5	65	27.658	3	88	Lukas Halusa	2:29.550	6	2:28.612	+0.938
17	63	46.329	7	88	1:14.595	5	180	27.666	2	12	Stuart Roach	2:29.852	3	2:29.647	+0.205
18	73	46.516	6	63	1:15.288	3	86	27.829	9	76	John Rees	2:30.129	4	2:29.779	+0.350
19	86	46.517	5	73	1:15.385	6	63	27.956	4	63	Greg Audi	2:30.187	3	2:29.573	+0.614
20	12	46.708	3	76	1:15.416	4	88	28.062	3	73	Peter Anstiss	2:30.798	5	2:30.006	+0.792
21	76	46.752	5	12	1:15.733	4	73	28.105	5	36	Tony Best	2:32.320	9	2:32.018	+0.302
22	83	47.016	3	36	1:16.168	9	98	28.230	5	48	John Delane	2:33.073	8	2:32.220	+0.853
23	98	47.363	6	54	1:16.309	5	48	28.263	7	98	Chris Merrick	2:33.180	5	2:31.950	+1.230
24	36	47.502	9	48	1:16.319	9	36	28.348	7	27	Richard Wilson	2:34.240	7	2:33.539	+0.701
25	48	47.638	8	98	1:16.357	9	27	28.734	5	54	Martin Halusa	2:34.296	5	2:33.685	+0.611
26	27	47.849	8	27	1:16.956	7	83	28.984	3	190	Andrew Hayden	2:38.111	8	2:37.068	+1.043
27	54	48.176	5	83	1:17.661	2	54	29.200	9	34	James Owen	2:38.284	8	2:37.019	+1.265
28	15	48.571	8	190	1:18.148	6	34	29.209	5	111	Nick Taylor	2:38.431	8	2:38.106	+0.325
29	190	48.954	7	34	1:18.584	8	111	29.593	7	15	Harindra De Silva	2:38.612	8	2:37.688	+0.924
30	111	49.061	8	15	1:19.153	5	30	29.814	5	42	Jeremy Deeley	2:41.837	5	2:41.564	+0.273
31	34	49.226	7	111	1:19.452	8	134	29.825	4	13	John Arnold	2:42.281	5	2:42.028	+0.253
32	134	49.662	5	134	1:20.640	1	22	29.957	5	30	Roger Skipp	2:43.158	4	2:41.032	+2.126
33	142	49.981	7	30	1:21.095	8	15	29.964	5	142	Martin Aubert	2:43.705	7	2:42.262	+1.443
34	30	50.123	2	142	1:21.191	6	190	29.966	8	22	Robin Lackford	2:43.839	5	2:43.158	+0.681
35	13	50.158	5	42	1:21.199	4	42	29.978	5	40	Chris Wilks	2:46.920	3	2:44.793	+2.127
36	42	50.387	5	13	1:21.632	2	13	30.238	2	51	Fabrice Perruchot	2:48.361	7	2:46.961	+1.400
37	22	50.862	8	22	1:22.339	2	40	30.795	4	90	Mark Haynes	2:50.015	5	2:49.190	+0.825
38	40	51.177	3	40	1:22.821	1	142	31.090	4	26	Roger Dexter	2:52.232	8	2:51.303	+0.929
39	51	51.516	7	51	1:23.595	8	26	31.251	8	49	Martin Mchugh	2:54.439	8	2:53.422	+1.017
40	90	52.718	5	90	1:24.338	4	51	31.850	7	97	Hans Ciers	2:56.011	3	2:54.796	+1.215
41	97	53.266	7	26	1:25.788	8	90	32.134	7	77	Mark Shaw	2:23.453	3	2:23.144	+0.309
42	49	53.901	3	49	1:26.139	8	49	33.382	7	183	Martin Walford	2:25.097	5	2:25.030	+0.067
43	119	54.117	2	97	1:27.012	3	119	33.478	1	83	Ariette Mueller	2:36.151	2	2:33.661	+2.490
44	26	54.264	4	119	1:28.410	1	97	34.518	3	134	Nick Finburgh	2:41.882	4	2:40.127	+1.755
45	14			14			14			119	Colin Mckay	3:09.815	1	2:56.005	+13.810
46	61			61			61			14	Crispian Besley				+



Session Start: 13:40:23 - Finish: 14:01:34

Weather/Track Conditions: Cloud / Dry

Circuit: Silverstone Historic Grand Prix

Track Length: 5.857 Km - 3.6394 miles

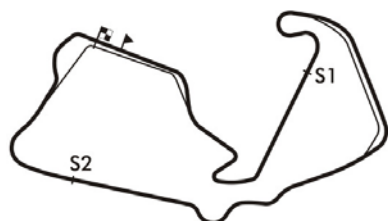


# Silverstone Classic - 28 - 30 Jul 2017

## Commander Yorke Trophy For Historic Formula Junior

### Race 6 - Best Sector Speeds

	NO	SECTOR 1	MPH	NO	SECTOR 2	MPH	NO	SECTOR 3	MPH
1	79	Andrew Hibberd	125.4	79	Andrew Hibberd	128.6	53	Sam Wilson	95.9
2	80	Nicholas Fennell	125.4	96	Timothy De Silva	126.9	79	Andrew Hibberd	95.5
3	53	Sam Wilson	123.8	92	Westie Mitchell	126.6	92	Westie Mitchell	95.5
4	58	Richard Smeeton	123.6	180	Lee Mowle	126.6	77	Mark Shaw	94.4
5	92	Westie Mitchell	123.6	53	Sam Wilson	126.4	96	Timothy De Silva	94.4
6	96	Timothy De Silva	123.1	58	Richard Smeeton	126.4	65	Urs Mueller	94.0
7	77	Mark Shaw	122.9	80	Nicholas Fennell	126.4	82	Andrew Garside	93.9
8	162	Katsu Kubota	122.9	77	Mark Shaw	125.4	162	Katsu Kubota	93.9
9	161	Andrew Beaumont	122.5	65	Urs Mueller	125.2	180	Lee Mowle	93.5
10	88	Lukas Halusa	122.2	183	Martin Walford	125.0	80	Nicholas Fennell	93.2
11	2	Christopher Milner	121.8	88	Lukas Halusa	124.7	183	Martin Walford	93.2
12	82	Andrew Garside	121.4	82	Andrew Garside	123.6	58	Richard Smeeton	92.8
13	180	Lee Mowle	121.4	54	Martin Halusa	123.1	2	Christopher Milner	92.3
14	183	Martin Walford	120.7	86	Steve Jones	123.1	86	Steve Jones	92.2
15	65	Urs Mueller	120.3	2	Christopher Milner	122.5	76	John Rees	91.4
16	36	Tony Best	119.2	48	John Delane	122.2	88	Lukas Halusa	91.3
17	11	Will Mitcham	118.6	36	Tony Best	121.6	161	Andrew Beaumont	91.3
18	86	Steve Jones	118.4	190	Andrew Hayden	121.4	63	Greg Audi	90.9
19	54	Martin Halusa	117.5	12	Stuart Roach	121.1	11	Will Mitcham	90.6
20	63	Greg Audi	116.9	73	Peter Anstiss	121.1	73	Peter Anstiss	90.2
21	73	Peter Anstiss	116.9	98	Chris Merrick	120.7	83	Arlette Mueller	90.2
22	190	Andrew Hayden	116.7	76	John Rees	120.3	27	Richard Wilson	89.7
23	98	Chris Merrick	116.5	83	Arlette Mueller	119.2	12	Stuart Roach	89.2
24	48	John Delane	115.5	63	Greg Audi	118.8	36	Tony Best	88.9
25	15	Harindra De Silva	115.3	15	Harindra De Silva	117.7	54	Martin Halusa	88.9
26	76	John Rees	115.1	142	Martin Aubert	117.1	48	John Delane	88.5
27	27	Richard Wilson	114.5	27	Richard Wilson	116.1	98	Chris Merrick	88.2
28	12	Stuart Roach	112.4	51	Fabrice Perruchot	112.6	190	Andrew Hayden	88.2
29	142	Martin Aubert	111.8	30	Roger Skipp	112.4	34	James Owen	87.3
30	83	Arlette Mueller	111.7	42	Jeremy Deeley	112.4	15	Harindra De Silva	86.4
31	51	Fabrice Perruchot	110.4	111	Nick Taylor	112.4	13	John Arnold	86.0
32	111	Nick Taylor	108.8	34	James Owen	111.3	42	Jeremy Deeley	85.6
33	34	James Owen	108.4	13	John Arnold	108.9	111	Nick Taylor	85.6
34	30	Roger Skipp	107.5	22	Robin Lackford	108.9	142	Martin Aubert	84.5
35	42	Jeremy Deeley	106.9	134	Nick Finburgh	108.9	40	Chris Wilks	83.0
36	134	Nick Finburgh	106.4	90	Mark Haynes	108.8	134	Nick Finburgh	83.0
37	49	Martin Mchugh	105.8	49	Martin Mchugh	108.6	30	Roger Skipp	82.4
38	13	John Arnold	105.0	40	Chris Wilks	103.6	51	Fabrice Perruchot	81.7
39	40	Chris Wilks	104.5	97	Hans Ciers	103.6	22	Robin Lackford	81.6
40	90	Mark Haynes	104.2	119	Colin Mckay	98.5	90	Mark Haynes	79.7



**Session Start: 13:40:23 - Finish: 14:01:34**  
**Weather/Track Conditions: Cloud / Dry**  
**Circuit: Silverstone Historic Grand Prix**  
**Track Length: 5.857 Km - 3.6394 miles**

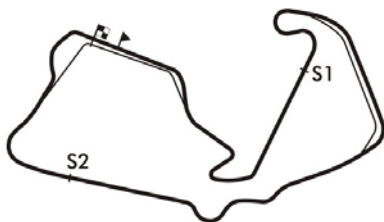


# Silverstone Classic - 28 - 30 Jul 2017

## Commander Yorke Trophy For Historic Formula Junior

### Race 6 - Best Sector Speeds

41	22	Robin Lackford	102.6	26	Roger Dexter	98.3	119	Colin Mckay	79.4
42	97	Hans Ciers	99.6	11	Will Mitcham	0.0	26	Roger Dexter	78.7
43	119	Colin Mckay	98.3	14	Crispian Besley	0.0	49	Martin Mchugh	77.2
44	26	Roger Dexter	97.4	61	Simon Diffey	0.0	97	Hans Ciers	74.2
45	14	Crispian Besley	0.0	161	Andrew Beaumont	0.0	14	Crispian Besley	43.6
46	61	Simon Diffey	0.0	162	Katsu Kubota	0.0	61	Simon Diffey	0.0



**Session Start: 13:40:23 - Finish: 14:01:34**  
**Weather/Track Conditions: Cloud / Dry**  
**Circuit: Silverstone Historic Grand Prix**  
**Track Length: 5.857 Km - 3.6394 miles**

# Silverstone Classic - 28 - 30 Jul 2017

## Commander Yorke Trophy For Historic Formula Junior

### Race 6 - Lap Chart

Lap 1			Lap 2			Lap 3			Lap 4			Lap 5			Lap 6		
NO	Behind	Laptime	NO	Behind	Laptime	NO	Behind	Laptime	NO	Behind	Laptime	NO	Behind	Laptime	NO	Behind	Laptime
53		2:25.592	53		2:21.038	53		2:20.881	53		2:19.928	53		2:19.886	53		2:20.215
79	0.411	2:26.003	79	0.971	2:21.598	79	0.456	2:20.366	79	0.500	2:19.972	79	0.925	2:20.311	40	1 LAP	2:48.660
96	2.626	2:28.218	92	5.475	2:23.020	96	7.899	2:23.150	96	10.406	2:22.435	26	1 LAP	2:52.778	79	1.636	2:20.926
92	3.493	2:29.085	96	5.630	2:24.042	92	8.851	2:24.257	92	11.010	2:22.087	96	13.845	2:23.325	96	17.638	2:24.008
77	4.094	2:29.686	77	7.112	2:24.056	77	9.684	2:23.453	77	13.467	2:23.711	92	14.319	2:23.195	92	19.275	2:25.171
80	4.773	2:30.365	80	7.818	2:24.083	80	10.222	2:23.285	80	14.105	2:23.811	49	1 LAP	2:59.117	90	1 LAP	2:50.015
82	7.064	2:32.656	82	13.003	2:26.977	82	18.271	2:26.149	183	25.743	2:26.802	80	22.515	2:28.296	51	1 LAP	2:48.874
183	7.555	2:33.147	183	13.404	2:26.887	183	18.869	2:26.346	82	26.071	2:27.728	97	1 LAP	3:04.630	80	28.552	2:26.252
180	9.566	2:35.158	180	15.858	2:27.330	61	21.235	2:25.930	61	26.688	2:25.381	77	29.391	2:35.810	82	37.995	2:26.954
58	9.965	2:35.557	61	16.186	2:27.001	162	22.810	2:26.966	162	28.667	2:25.785	183	30.954	2:25.097	61	38.410	2:26.828
61	10.223	2:35.815	162	16.725	2:26.847	180	25.251	2:30.274	58	32.994	2:27.382	82	31.256	2:25.071	162	42.710	2:28.007
162	10.916	2:36.508	58	17.204	2:28.277	58	25.540	2:29.217	180	34.247	2:28.924	61	31.797	2:24.995	26	1 LAP	2:55.795
11	11.299	2:36.891	11	19.777	2:29.516	11	27.772	2:28.876	11	35.963	2:28.119	162	34.918	2:26.137	58	46.997	2:28.724
12	14.336	2:39.928	12	25.231	2:31.933	12	34.202	2:29.852	12	44.959	2:30.685	58	38.488	2:25.380	180	52.178	2:30.245
63	15.937	2:41.529	63	28.080	2:33.181	63	37.386	2:30.187	65	47.756	2:28.652	180	42.148	2:27.787	11	52.500	2:28.644
88	16.626	2:42.218	2	28.569	2:30.864	88	38.785	2:30.202	63	48.738	2:31.280	11	44.071	2:27.994	49	1 LAP	2:58.451
48	17.571	2:43.163	88	29.464	2:33.876	65	39.032	2:28.207	2	49.119	2:28.456	65	56.173	2:28.303	65	1:06.460	2:30.502
73	18.437	2:44.029	73	30.962	2:33.563	2	40.591	2:32.903	88	50.537	2:31.680	12	56.913	2:31.840	2	1:08.078	2:30.421
2	18.743	2:44.335	86	31.523	2:33.125	73	41.987	2:31.906	86	52.418	2:29.992	2	57.872	2:28.639	12	1:08.685	2:31.987
86	19.436	2:45.028	65	31.706	2:29.665	86	42.354	2:31.712	73	53.601	2:31.542	63	1:00.337	2:31.485	88	1:10.169	2:29.550
98	20.380	2:45.972	48	32.528	2:35.995	76	44.446	2:32.069	76	54.647	2:30.129	88	1:00.834	2:30.183	63	1:10.499	2:30.377
76	20.664	2:46.256	76	33.258	2:33.632	48	45.812	2:34.165	48	59.839	2:33.955	86	1:01.367	2:28.835	86	1:10.819	2:29.667
36	20.964	2:46.556	98	34.379	2:35.037	98	47.012	2:33.514	161	1:00.028	2:29.681	73	1:04.513	2:30.798	83	1 LAP	4:01.656
65	23.079	2:48.671	36	35.203	2:35.277	36	48.239	2:33.917	98	1:00.563	2:33.479	76	1:04.985	2:30.224	73	1:15.537	2:31.239
54	23.815	2:49.407	54	39.426	2:36.649	161	50.275	2:29.450	36	1:00.949	2:32.638	161	1:09.013	2:28.871	161	1:16.742	2:27.944
134	25.360	2:50.952	161	41.706	2:36.147	54	54.435	2:35.890	54	1:09.369	2:34.862	98	1:13.857	2:33.180	76	1:18.566	2:33.796
161	26.597	2:52.189	83	42.360	2:36.151	27	1:02.014	2:37.091	27	1:17.778	2:35.692	48	1:14.828	2:34.875	97	1 LAP	3:16.610
111	26.610	2:52.202	27	45.804	2:39.959	15	1:08.583	2:42.365	15	1:28.668	2:40.013	36	1:15.284	2:34.221	98	1:26.982	2:33.340
27	26.883	2:52.475	134	46.744	2:42.422	111	1:09.080	2:42.571	111	1:29.085	2:39.933	54	1:23.779	2:34.296	48	1:28.227	2:33.614
83	27.247	2:52.839	15	47.099	2:40.010	34	1:09.336	2:40.162	34	1:29.326	2:39.918	27	1:32.465	2:34.573	36	1:28.483	2:33.414
15	28.127	2:53.719	111	47.390	2:41.818	190	1:10.120	2:39.067	190	1:29.980	2:39.788	15	1:48.197	2:39.415	54	1:39.558	2:35.994
34	30.950	2:56.542	34	50.055	2:40.143	134	1:10.500	2:44.637	134	1:32.454	2:41.882	111	1:48.777	2:39.578	27	1:48.438	2:36.188
190	31.082	2:56.674	190	51.934	2:41.890	83	1:14.625	2:53.146	142	1:44.932	2:44.736	190	1:49.130	2:39.036	190	2:07.070	2:38.155
40	31.315	2:56.907	30	56.664	2:44.434	142	1:20.124	2:44.134	30	1:47.296	2:43.158	34	1:50.094	2:40.654	15	2:07.578	2:39.596
142	32.344	2:57.936	142	56.871	2:45.565	22	1:23.070	2:46.050	22	1:48.209	2:45.067	134	2:04.680	2:52.112	111	2:08.564	2:40.002
30	33.268	2:58.860	22	57.901	2:44.109	30	1:24.066	2:48.283	42	1:48.597	2:43.224	142	2:08.970	2:43.924	34	2:08.891	2:39.012
22	34.830	3:00.422	40	58.228	2:47.951	40	1:24.267	2:46.920	13	1:50.408	2:45.652	42	2:10.548	2:41.837			
42	35.502	3:01.094	42	59.021	2:44.557	13	1:24.684	2:45.793	83	1:51.398	2:56.701	30	2:11.339	2:43.929			
13	35.663	3:01.255	13	59.772	2:45.147	42	1:25.301	2:47.161	40	1:51.705	2:47.366	22	2:12.162	2:43.839			
90	38.910	3:04.502	90	1:09.836	2:51.964	90	1:39.562	2:50.607	90	2:09.751	2:50.117	13	2:12.803	2:42.281			
119	44.223	3:09.815	51	1:19.084	2:53.538	51	1:48.279	2:50.076	51	2:17.491	2:49.140						
26	45.135	3:10.727	26	1:20.748	2:56.651	26	1:55.357	2:55.490									
51	46.584	3:12.176	49	1:25.220	2:58.642	49	1:58.959	2:54.620									
49	47.616	3:13.208	97	1:26.306	2:58.600	97	2:01.436	2:56.011									
97	48.744	3:14.336															

Session Start: 13:40:23 - Finish: 14:01:34

Weather/Track Conditions: Cloud / Dry

Circuit: Silverstone Historic Grand Prix

Track Length: 5.857 Km - 3.6394 miles

# Silverstone Classic - 28 - 30 Jul 2017

## Commander Yorke Trophy For Historic Formula Junior

### Race 6 - Lap Chart

Lap 7			Lap 8			Lap 9		
NO	Behind	Laptime	NO	Behind	Laptime	NO	Behind	Laptime
53		2:21.057	53		2:20.907	53		2:21.908
79	2.493	2:21.914	190	1 LAP	2:39.245	27	1 LAP	2:41.710
142	1 LAP	2:44.685	79	4.660	2:23.074	79	4.428	2:21.676
42	1 LAP	2:43.726	15	1 LAP	2:39.821	190	1 LAP	2:38.111
30	1 LAP	2:43.348	111	1 LAP	2:39.404	15	1 LAP	2:38.612
13	1 LAP	2:43.320	34	1 LAP	2:39.376	111	1 LAP	2:38.431
22	1 LAP	2:44.827	96	22.052	2:23.940	34	1 LAP	2:38.284
96	19.019	2:22.438	92	26.888	2:25.205	96	23.629	2:23.485
92	22.590	2:24.372	142	1 LAP	2:43.705	97	2 LAPS	3:03.660
40	1 LAP	2:51.876	42	1 LAP	2:44.142	92	28.691	2:23.711
80	35.447	2:27.952	13	1 LAP	2:43.590	80	49.992	2:28.766
61	46.112	2:28.759	30	1 LAP	2:46.040	162	56.837	2:26.471
162	48.011	2:26.358	22	1 LAP	2:44.597	61	57.139	2:26.468
90	1 LAP	2:51.169	80	43.134	2:28.594	142	1 LAP	2:45.201
82	52.559	2:35.621	162	52.274	2:25.170	42	1 LAP	2:45.006
58	53.680	2:27.740	61	52.579	2:27.374	30	1 LAP	2:43.745
51	1 LAP	2:49.746	82	58.421	2:26.769	13	1 LAP	2:45.404
180	1:00.311	2:29.190	58	59.230	2:26.457	22	1 LAP	2:44.378
11	1:00.623	2:29.180	40	1 LAP	2:50.915	82	1:02.606	2:26.093
65	1:15.635	2:30.232	180	1:08.649	2:29.245	58	1:03.995	2:26.673
26	1 LAP	2:55.081	11	1:08.793	2:29.077	11	1:15.281	2:28.396
12	1:19.262	2:31.634	90	1 LAP	2:51.072	180	1:16.825	2:30.084
88	1:19.529	2:30.417	51	1 LAP	2:48.361	40	1 LAP	2:49.953
63	1:19.735	2:30.293	65	1:24.869	2:30.141	65	1:34.195	2:31.234
86	1:20.123	2:30.361	88	1:30.016	2:31.394	88	1:37.956	2:29.848
2	1:21.980	2:34.959	12	1:30.277	2:31.922	86	1:38.224	2:29.560
161	1:23.971	2:28.286	86	1:30.572	2:31.356	161	1:39.222	2:29.653
73	1:27.164	2:32.684	63	1:30.983	2:32.155	12	1:40.466	2:32.097
76	1:29.497	2:31.988	161	1:31.477	2:28.413	73	1:48.173	2:31.444
49	1 LAP	2:56.378	73	1:38.637	2:32.380	51	1 LAP	2:48.521
98	1:40.692	2:34.767	76	1:39.728	2:31.138	76	1:49.329	2:31.509
48	1:41.401	2:34.231	2	1:49.660	2:48.587	90	1 LAP	2:53.740
36	1:41.818	2:34.392	26	1 LAP	2:53.267	63	1:52.437	2:43.362
54	1:53.808	2:35.307	98	1:53.328	2:33.543	98	2:04.684	2:33.264
27	2:01.621	2:34.240	48	1:53.567	2:33.073	2	2:04.968	2:37.216
97	1 LAP	3:05.353	36	1:55.104	2:34.193	48	2:05.228	2:33.569
			49	1 LAP	2:54.870	36	2:05.516	2:32.320
			54	2:09.035	2:36.134	26	1 LAP	2:52.232
						54	2:23.498	2:36.371
						49	1 LAP	2:54.439

**Session Start: 13:40:23 - Finish: 14:01:34**  
**Weather/Track Conditions: Cloud / Dry**  
**Circuit: Silverstone Historic Grand Prix**  
**Track Length: 5.857 Km - 3.6394 miles**



## Silverstone Classic - 28 - 30 Jul 2017

### FIA Masters Historic Formula One Race 7 - Provisional Classification

Sheet No:

POS	NO	DRIVER/S	NAT	CLASS	CLASS POS	CAR MAKE / MODEL	TIME	LAPS	GAP	DIFF	MPH	BEST	ON
1	1	Nick Padmore		HEA	1	Williams FW07C	20:40.458	11	-- 11 laps		116.1	1:51.417	3
2	84	Jonathan Kennard		INV	1	Arrows A3	20:42.960	11	2.502	2.502	115.9	1:51.192	3
3	50	Michael Lyons		HEA	2	Williams FW07B	20:43.651	11	3.193	0.691	115.8	1:52.090	4
4	13	Andy Wolfe		HEA	3	Tyrrell O11	20:54.439	11	13.981	10.788	114.8	1:53.314	2
5	44	Martin Stretton		LAU	1	Tyrrell O12	21:05.179	11	24.721	10.740	113.9	1:53.620	11
6	31	Steve Hartley		HEA	4	Arrows A4	21:08.760	11	28.302	3.581	113.5	1:54.198	7
7	27	Mike Wrigley		HEA	5	Williams FW07D	21:09.606	11	29.148	0.846	113.5	1:54.478	9
8	14	Simon Fish		HEA	6	Ensign N180	21:30.972	11	50.514	21.366	111.6	1:56.285	3
9	5	Gregory Thornton		FIT	1	Lotus 77	21:37.197	11	56.739	6.225	111.0	1:56.295	4
10	4	Joaquin Folch-Rusinol		HEA	7	Brabham BT49C	21:42.332	11	1:01.874	5.135	110.6	1:56.427	6
11	2	Katsuki Kubota		LAU	2	Tyrrell O12	21:46.752	11	1:06.294	4.420	110.2	1:56.476	9
12	56	Max Smith-Hilliard		FIT	2	Fittipaldi F5A	21:56.094	11	1:15.636	9.342	109.5	1:58.270	5
13	12	Steve Brooks		HEA	8	Lotus 81	22:00.934	11	1:20.476	4.840	109.1	1:57.681	11
14	32	Philip Hall		FIT	3	Theodore TR1	22:07.347	11	1:26.889	6.413	108.5	1:58.762	3
15	97	Jamie Constable		FIT	4	Shadow DN8	22:10.862	11	1:30.404	3.515	108.2	2:00.044	7
16	55	David Shaw		STE	1	March 721	22:15.359	11	1:34.901	4.497	107.9	1:59.323	11
17	75	Gregor Fisker		FIT	5	Shadow DN5	22:19.638	11	1:39.180	4.279	107.5	2:00.407	10
18	3	Ian Simmonds		LAU	3	Tyrrell O12	22:20.487	11	1:40.029	0.849	107.5	1:59.354	11
19	61	Jason Wright		FIT	6	Shadow DN8	22:23.050	11	1:42.592	2.563	107.3	2:00.137	9
20	66	Tommy Dreelan		HEA	9	Williams FW08	22:23.686	11	1:43.228	0.636	107.2	2:00.221	9
21	30	David Abbott		HEA	10	Arrows A4	22:24.351	11	1:43.893	0.665	107.2	2:00.406	8
22	77	Mark Hgson		FIT	7	March 761	21:01.328	10	-- 10 laps	41.579	103.8	2:03.614	8
23	111	Philippe Scemama		STE	2	Surtees TS9B	21:30.451	10	29.123	29.123	101.5	2:06.773	5
24	33	John Delane		STE	3	Tyrrell OO1	21:30.852	10	29.524	0.401	101.4	2:06.026	10
25	15	Michel Baudoin		FIT	8	Hesketh 308E	22:06.534	10	1:05.206	35.682	98.76	2:10.561	2
----- NOT CLASSIFIED -----													
DNC	74	Mike Cantillon		HEA		Williams FW07	17:03.524	7	-- 7 laps --	1:34.793	89.60	1:55.097	3
DNC	72	Mark Hazell		HEA		Williams FW07B	12:00.483	6	-- 6 laps --		109.1	1:58.190	4
DNC	49	Neil Glover		HEA		Arrows A5	8:17.459	4	-- 4 laps --	14.869	105.3	2:00.913	4
DNC	22	James Hagan		FIT		Hesketh 308/1	9:28.687	4	1:11.228	1:11.228	92.15	2:07.424	3
DNC	19	Chris Perkins		FIT		Surtees TS16	17:34.911	3	-- 3 laps --	10:55.14	37.26		

#### ----- FASTEST LAP SUMMARY -----

NO	DRIVER/S	CLASS	CAR MAKE / MODEL	FASTEST LAP	ON	MPH
84	Jonathan Kennard	INV	Arrows A3	1:51.192	3	117.83
1	Nick Padmore	HEA	Williams FW07C	1:51.417	3	117.59
44	Martin Stretton	LAU	Tyrrell O12	1:53.620	11	115.31
5	Gregory Thornton	FIT	Lotus 77	1:56.295	4	112.66
55	David Shaw	STE	March 721	1:59.323	11	109.80

Car 81 - Non Starter

Cars 2 & 30 - no working transponder.

Car 74 - transponder stopped working.

Car 22 - transponder working intermittently, please check position.

Session Start: 15:20:18 - Finish: 15:40:58

Weather/Track Conditions: Cloud / Dry

Circuit: Silverstone Historic Grand Prix

Track Length: 5.857 Km - 3.6394 miles

These results are provisional until the conclusion of any judicial and technical matters.

FIA Race Director: Richard Cuene-Grandidier

Chief Timekeeper: Nick Palmer

Issued at:

# Silverstone Classic - 28 - 30 Jul 2017

## FIA Masters Historic Formula One

### Race 7 - Sector Analysis

1 Nick Padmore (HEA)								Williams FW07C							
Lap	Sect-1	Speed	Sect-2	Speed	Sect-3	Speed	Laptime Pit	Lap	Sect-1	Speed	Sect-2	Speed	Sect-3	Speed	Laptime Pit
1				158.3	20.843	118.6	1:53.412	7	35.704	156.4	57.230	159.4	21.359	117.7	1:54.293
2	35.761	153.9	55.818	157.2	20.380	122.0	1:51.959	8	35.806	154.6	56.763	156.8	20.827	118.1	1:53.396
3	35.004	156.1	56.075	156.1	20.338	120.3	1:51.417	9	35.466	154.3	56.718	155.7	20.477	119.2	1:52.661
4	35.212	155.7	56.292	157.2	20.609	119.8	1:52.113	10	35.364	154.6	57.005	156.1	20.557	117.1	1:52.926
5	35.158	155.0	56.472	156.8	21.218	111.7	1:52.848	11	35.423	155.0	56.839	155.7	20.753	116.9	1:53.015
6	35.479	155.0	56.486	157.9	20.453	120.9	1:52.418	12							

2 Katsuaki Kubota (LAU)								Tyrrell O12							
Lap	Sect-1	Speed	Sect-2	Speed	Sect-3	Speed	Laptime Pit	Lap	Sect-1	Speed	Sect-2	Speed	Sect-3	Speed	Laptime Pit
1							2:05.480	7							1:59.058
2							2:00.946	8							1:56.957
3							2:00.219	9							1:56.476
4							1:58.120	10							1:58.573
5							1:56.867	11							1:57.180
6							1:56.876	12							

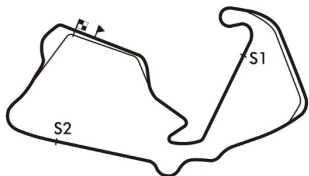
3 Ian Simmonds (LAU)								Tyrrell O12							
Lap	Sect-1	Speed	Sect-2	Speed	Sect-3	Speed	Laptime Pit	Lap	Sect-1	Speed	Sect-2	Speed	Sect-3	Speed	Laptime Pit
1		150.8	1:02.996		24.078	97.3	2:12.129	7	37.697	153.6	1:00.330		22.899	114.7	2:00.926
2	38.842	151.8	1:00.252		22.592	111.1	2:01.686	8	37.980	152.2	1:00.460		22.837	115.5	2:01.277
3	38.229	153.2	1:00.523		22.836	113.6	2:01.588	9	37.119	154.6	1:00.083		22.843	115.3	2:00.045
4	37.952	152.5	1:00.059		22.843	113.7	2:00.854	10	37.782	152.2	59.336		22.708	114.9	1:59.826
5	37.585	152.5	1:00.370		22.967	115.9	2:00.922	11	37.406	153.2	59.635		22.313	116.7	1:59.354
6	37.888	152.9	1:00.644		23.348	112.8	2:01.880	12							

4 Joaquin Folch-Rusinol (HEA)								Brabham BT49C							
Lap	Sect-1	Speed	Sect-2	Speed	Sect-3	Speed	Laptime Pit	Lap	Sect-1	Speed	Sect-2	Speed	Sect-3	Speed	Laptime Pit
1		150.1	1:00.450	160.2	22.489	112.8	2:04.725	7	36.296	151.8	59.239	159.8	22.106	118.6	1:57.641
2	38.385	156.1	1:00.003	159.8	21.645	118.6	2:00.033	8	36.265	154.6	59.618	159.0	22.129	117.3	1:58.012
3	36.065	156.8	59.047	162.5	22.319	115.5	1:57.431	9	37.780	153.2	59.045	159.0	21.921	117.7	1:58.746
4	36.480	156.1	58.450	160.2	21.633	118.4	1:56.563	10	36.402	155.3	59.290	158.3	22.471	115.1	1:58.163
5	36.331	156.1	58.645	160.2	22.009	116.7	1:56.985	11	36.925	148.5	58.822	159.0	21.859	113.2	1:57.606
6	36.196	155.0	58.643	159.8	21.588	121.6	1:56.427	12							

5 Gregory Thornton (FIT)								Lotus 77							
Lap	Sect-1	Speed	Sect-2	Speed	Sect-3	Speed	Laptime Pit	Lap	Sect-1	Speed	Sect-2	Speed	Sect-3	Speed	Laptime Pit
1		152.2	59.219	157.9	21.759	115.5	2:00.904	7	36.331	155.0	58.703		21.925	113.2	1:56.959
2	36.422	156.1	58.216		21.838	113.7	1:56.476	8	36.618	154.3	58.282	159.0	21.842	109.8	1:56.742
3	36.632	155.3	58.210		21.470	115.9	1:56.312	9	36.974	153.9	58.506		22.611	107.9	1:58.091
4	36.067	154.3	58.526	157.5	21.702	114.3	1:56.295	10	37.260	152.9	59.673		22.273	109.5	1:59.206
5	36.151	154.6	59.138	150.5	21.965	111.1	1:57.254	11	37.964	144.3	1:00.268		22.421	111.8	2:00.653
6	36.672	155.3	59.447		22.186	109.7	1:58.305	12							

12 Steve Brooks (HEA)								Lotus 81							
Lap	Sect-1	Speed	Sect-2	Speed	Sect-3	Speed	Laptime Pit	Lap	Sect-1	Speed	Sect-2	Speed	Sect-3	Speed	Laptime Pit
1		136.4	1:02.050		22.409	116.9	2:06.607	7	36.957	148.5	59.563		21.792	116.9	1:58.312
2	37.846	152.5	1:00.965		22.067	119.2	2:00.878	8	37.197	148.5	1:01.238		21.202	119.2	1:59.637
3	40.024	141.3	1:00.563		22.256	114.9	2:02.843	9	37.686	147.5	59.760		21.249	121.8	1:58.695
4	37.452	149.5	1:00.018		21.542	117.1	1:59.012	10	37.873	148.5	1:01.105		21.109	121.6	2:00.087
5	37.162	149.5	59.804		21.732	113.2	1:58.698	11	36.794	149.1	59.740		21.147	120.3	1:57.681
6	37.870	148.1	59.421		21.193	118.4	1:58.484	12							

13 Andy Wolfe (HEA)								Tyrrell O11							
Lap	Sect-1	Speed	Sect-2	Speed	Sect-3	Speed	Laptime Pit	Lap	Sect-1	Speed	Sect-2	Speed	Sect-3	Speed	Laptime Pit
1					20.933	120.9	1:55.123	7	35.545	153.2	57.482		21.027	119.0	1:54.054
2	35.607	156.8	56.821		20.886	119.6	1:53.314	8	36.225	154.6	57.229		21.022	119.8	1:54.476
3	35.277	156.1	57.123		21.183	117.9	1:53.583	9	35.484	156.4	57.824		20.826	121.1	1:54.134
4	35.930	154.6	57.444		21.198	117.3	1:54.572	10	35.656	154.6	56.773		20.978	117.7	1:53.407
5	35.607	154.3	57.079		20.947	121.1	1:53.633	11	35.309	155.3	57.318		21.296	119.0	1:53.923
6	35.536	153.9	57.556		21.128	119.4	1:54.220	12							



**Session Start: 15:20:18 - Finish: 15:40:58**  
**Weather/Track Conditions: Cloud / Dry**  
**Circuit: Silverstone Historic Grand Prix**  
**Track Length: 5.857 Km - 3.6394 miles**

# Silverstone Classic - 28 - 30 Jul 2017

## FIA Masters Historic Formula One

### Race 7 - Sector Analysis

14 Simon Fish (HEA)								Ensign N180							
Lap	Sect-1	Speed	Sect-2	Speed	Sect-3	Speed	Laptime Pit	Lap	Sect-1	Speed	Sect-2	Speed	Sect-3	Speed	Laptime Pit
1				157.5	22.136	111.3	2:00.026	7	36.199	155.0	59.156	156.4	21.758	111.8	1:57.113
2	36.494	156.1	58.300	157.9	21.790	117.3	1:56.584	8	36.236	155.0	58.788	156.1	21.595	111.8	1:56.619
3	36.233	155.3	58.267	157.5	21.785	114.5	1:56.285	9	36.473	153.2	58.611	156.4	21.830	113.2	1:56.914
4	36.189	153.9	58.184	158.6	22.035	110.9	1:56.408	10	36.495	153.9	58.850	156.4	21.728	116.1	1:57.073
5	36.350	154.6	58.659	156.8	21.748	115.1	1:56.757	11	36.400	153.6	59.138	158.3	22.700	102.5	1:58.238
6	37.463	152.5	59.369	157.5	22.123	114.3	1:58.955	12							

15 Michel Baudoin (FIT)								Hesketh 308E							
Lap	Sect-1	Speed	Sect-2	Speed	Sect-3	Speed	Laptime Pit	Lap	Sect-1	Speed	Sect-2	Speed	Sect-3	Speed	Laptime Pit
1		126.6	1:05.556		25.295	105.4	2:18.294	6	41.086	146.8	1:05.109		25.445	106.2	2:11.640
2	41.717	147.5	1:03.720	152.5	25.124	108.9	2:10.561	7	41.311	145.9	1:05.022		26.151	102.0	2:12.484
3	40.778	148.1	1:04.340	153.9	26.780	97.8	2:11.898	8	40.890	140.7	1:04.620		26.393	102.5	2:11.903
4	42.281	137.0	1:05.014		25.742	107.2	2:13.037	9	41.649	140.7	1:05.734		26.447	94.8	2:13.830
5	40.904	146.5	1:04.206		25.707	106.4	2:10.817	10	42.094	147.8	1:04.741		25.235	107.4	2:12.070

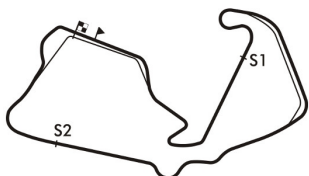
19 Chris Perkins (FIT)								Surtees TS16							
Lap	Sect-1	Speed	Sect-2	Speed	Sect-3	Speed	Laptime Pit	Lap	Sect-1	Speed	Sect-2	Speed	Sect-3	Speed	Laptime Pit
1	Out	112.4	1:13.444		27.615	93.2	5:18.347	3	Out	83.7	1:24.705		In		9:42.194 P
2	42.961	120.5	1:21.178		In		2:34.370 P	4							

22 James Hagan (FIT)								Hesketh 308/1							
Lap	Sect-1	Speed	Sect-2	Speed	Sect-3	Speed	Laptime Pit	Lap	Sect-1	Speed	Sect-2	Speed	Sect-3	Speed	Laptime Pit
1		147.8					2:16.860	3							2:07.424
2							2:15.487	4							2:48.916

27 Mike Wrigley (HEA)								Williams FW07D							
Lap	Sect-1	Speed	Sect-2	Speed	Sect-3	Speed	Laptime Pit	Lap	Sect-1	Speed	Sect-2	Speed	Sect-3	Speed	Laptime Pit
1			157.2		21.315	118.1	1:58.300	7	36.167	150.8	57.687	157.5	21.057	118.6	1:54.911
2	35.962	154.6	57.828	158.3	21.438	111.3	1:55.228	8	35.839	154.6	57.718	157.9	21.789	117.7	1:55.346
3	36.364	153.9	57.863	157.9	21.337	110.2	1:55.564	9	35.811	154.3	57.568	156.8	21.099	115.7	1:54.478
4	36.405	154.3	57.930	155.3	21.192	116.3	1:55.527	10	36.461	154.3	57.647	157.9	20.955	116.5	1:55.063
5	35.979	153.9	57.509	159.0	21.343	117.1	1:54.831	11	36.504	153.6	57.158	158.6	20.943	118.8	1:54.605
6	36.270	154.3	58.365	158.6	21.118	114.5	1:55.753	12							

30 David Abbott (HEA)								Arrows A4							
Lap	Sect-1	Speed	Sect-2	Speed	Sect-3	Speed	Laptime Pit	Lap	Sect-1	Speed	Sect-2	Speed	Sect-3	Speed	Laptime Pit
1							2:09.909	7							2:01.672
2							2:01.475	8							2:00.406
3							2:01.544	9							2:00.473
4							2:01.166	10							2:00.414
5							2:01.739	11							2:04.602
6							2:00.951	12							

31 Steve Hartley (HEA)								Arrows A4							
Lap	Sect-1	Speed	Sect-2	Speed	Sect-3	Speed	Laptime Pit	Lap	Sect-1	Speed	Sect-2	Speed	Sect-3	Speed	Laptime Pit
1					21.661	116.1	1:59.076	7	35.742	155.0	57.253		21.203		1:54.198
2	36.139	153.9	57.937		21.394	119.4	1:55.470	8	36.144	153.9	57.515		21.164	117.5	1:54.823
3	35.776	155.0	57.604		21.461		1:54.841	9	36.239	156.4	57.347		21.077		1:54.663
4	36.386	151.5	57.762		21.760	119.2	1:55.908	10	36.751	154.3	57.333		20.835	115.3	1:54.919
5	35.888	155.3	57.478		21.161	122.0	1:54.527	11	36.733	152.2	57.541		21.198	120.5	1:55.472
6	36.017	152.9	57.728		21.118		1:54.863	12							



**Session Start: 15:20:18 - Finish: 15:40:58**  
**Weather/Track Conditions: Cloud / Dry**  
**Circuit: Silverstone Historic Grand Prix**  
**Track Length: 5.857 Km - 3.6394 miles**

# Silverstone Classic - 28 - 30 Jul 2017

## FIA Masters Historic Formula One

### Race 7 - Sector Analysis

32 Philip Hall (FIT)							Theodore TR1										
Lap	Sect-1	Speed	Sect-2	Speed	Sect-3	Speed	Laptime	Pit	Lap	Sect-1	Speed	Sect-2	Speed	Sect-3	Speed	Laptime	Pit
1		148.5	1:02.379	154.6	22.800	112.2	2:08.281		7	37.582	150.5	1:00.425	154.6	22.403	115.7	2:00.410	
2	37.675	152.2	59.692	156.4	22.476	113.2	1:59.843		8	37.311	151.5	1:00.880	153.9	22.389	114.9	2:00.580	
3	37.166	153.2	59.347	157.2	22.249	116.3	1:58.762		9	37.465	151.5	59.882	155.0	22.285	113.2	1:59.632	
4	37.795	153.2	1:00.113	155.7	22.060	114.3	1:59.968		10	37.272	151.5	1:00.118	155.0	21.902	113.2	1:59.292	
5	37.507	152.5	59.991	155.7	22.096	113.2	1:59.594		11	37.214	151.8	59.508	153.9	22.505	113.6	1:59.227	
6	39.190	148.1	1:00.475	157.5	22.093	114.7	2:01.758		12								

33 John Delane (STE)							Tyrrell OO1										
Lap	Sect-1	Speed	Sect-2	Speed	Sect-3	Speed	Laptime	Pit	Lap	Sect-1	Speed	Sect-2	Speed	Sect-3	Speed	Laptime	Pit
1		132.6	1:04.801		24.249	101.4	2:16.279		6	41.957	132.1	1:05.084		24.020	102.9	2:11.061	
2	42.248	145.9	1:04.290		23.976	104.7	2:10.514		7	39.386	148.1	1:03.969		25.156	101.2	2:08.511	
3	39.293	149.5	1:03.097		23.770	105.7	2:06.160		8	39.754	148.1	1:04.888		24.021	106.4	2:08.663	
4	38.818	143.4	1:03.630		25.204	104.2	2:07.652		9	41.457	147.8	1:03.539		23.939	105.2	2:08.935	
5	39.535	148.1	1:03.848		23.668	103.9	2:07.051		10	38.978	147.8	1:02.831		24.217	102.9	2:06.026	

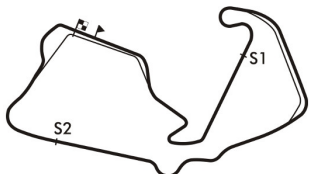
44 Martin Stretton (LAU)							Tyrrell O12										
Lap	Sect-1	Speed	Sect-2	Speed	Sect-3	Speed	Laptime	Pit	Lap	Sect-1	Speed	Sect-2	Speed	Sect-3	Speed	Laptime	Pit
1					21.578	114.7	1:57.442		7	35.709	154.6	57.056		20.936	121.6	1:53.701	
2	36.052	154.6	58.019		21.262	113.9	1:55.333		8	35.630	153.9	57.663		21.144	120.9	1:54.437	
3	36.085	154.3	58.267		21.406	110.4	1:55.758		9	35.303	153.9	58.197		21.222	118.8	1:54.722	
4	36.031	154.3	58.047		21.379	117.7	1:55.457		10	36.744	152.9	57.293		21.157	119.2	1:55.194	
5	35.938	153.9	57.758		21.245	116.3	1:54.941		11	35.602	153.6	57.084		20.934	115.7	1:53.620	
6	35.856	154.6	57.668		21.050	118.4	1:54.574		12								

49 Neil Glover (HEA)							Arrows A5										
Lap	Sect-1	Speed	Sect-2	Speed	Sect-3	Speed	Laptime	Pit	Lap	Sect-1	Speed	Sect-2	Speed	Sect-3	Speed	Laptime	Pit
1		150.8	1:03.120	157.2	24.063	94.5	2:11.955		3	37.351	153.6	1:01.170	157.2	23.020	112.4	2:01.541	
2	39.449	152.9	1:00.726	157.9	22.875	115.3	2:03.050		4	37.538	152.2	1:00.342	156.1	23.033	113.7	2:00.913	

50 Michael Lyons (HEA)							Williams FW07B										
Lap	Sect-1	Speed	Sect-2	Speed	Sect-3	Speed	Laptime	Pit	Lap	Sect-1	Speed	Sect-2	Speed	Sect-3	Speed	Laptime	Pit
1					21.108	116.9	1:53.312		7	35.351	154.3	57.496		20.860	113.0	1:53.707	
2	36.224	156.4	56.393		20.520	120.1	1:53.137		8	35.511	159.4	57.118		21.131	116.9	1:53.760	
3	35.342	158.3	56.014		20.772	114.3	1:52.128		9	35.624	158.6	57.077		20.945	115.7	1:53.646	
4	35.342	156.4	56.155		20.593	117.3	1:52.090		10	35.279	157.2	57.307		20.797	117.3	1:53.383	
5	35.428	157.9	56.542		20.644	116.9	1:52.614		11	35.573	156.4	56.702		20.997	114.9	1:53.272	
6	35.351	156.1	56.509		20.742	116.7	1:52.602		12								

55 David Shaw (STE)							March 721										
Lap	Sect-1	Speed	Sect-2	Speed	Sect-3	Speed	Laptime	Pit	Lap	Sect-1	Speed	Sect-2	Speed	Sect-3	Speed	Laptime	Pit
1		148.1	1:02.515	155.7	22.729	112.2	2:07.988		7	37.677	151.5	1:00.615	154.3	22.479	111.5	2:00.771	
2	38.403	150.8	1:00.758	157.9	22.796	111.1	2:01.957		8	37.667	151.8	1:00.374	155.7	22.465	114.1	2:00.506	
3	37.966	151.1	1:01.400	157.5	22.519	112.6	2:01.885		9	37.398	152.2	1:00.071	156.4	22.414	111.8	1:59.883	
4	37.682	153.9	1:00.671	155.3	22.900	108.9	2:01.253		10	37.698	150.1	59.732	154.6	22.622	113.6	2:00.052	
5	37.739	152.5	1:00.940	153.9	22.916	111.1	2:01.595		11	37.477	152.2	59.651	156.1	22.195	113.6	1:59.323	
6	37.514	153.2	1:00.003	155.7	22.629	113.2	2:00.146		12								

56 Max Smith-Hilliard (FIT)							Fittipaldi F5A										
Lap	Sect-1	Speed	Sect-2	Speed	Sect-3	Speed	Laptime	Pit	Lap	Sect-1	Speed	Sect-2	Speed	Sect-3	Speed	Laptime	Pit
1		155.3	59.914		22.674	111.8	2:02.771		7	37.458	156.1	59.139		23.635	114.1	2:00.232	
2	37.631	155.0	59.867		22.473	114.1	1:59.971		8	37.315	156.8	59.579		22.277	111.3	1:59.171	
3	37.166	155.7	59.773		22.247	115.1	1:59.186		9	37.059	157.9	59.136		22.301	112.4	1:58.496	
4	37.375	155.3	59.317		22.221	113.0	1:58.913		10	37.453	156.1	59.727		22.544	112.0	1:59.724	
5	37.030	155.7	58.796		22.444	113.2	1:58.270		11	38.309	152.9	59.663	161.7	22.531	112.2	2:00.503	
6	37.040	156.8	59.467		22.350	113.7	1:58.857		12								



**Session Start: 15:20:18 - Finish: 15:40:58**  
**Weather/Track Conditions: Cloud / Dry**  
**Circuit: Silverstone Historic Grand Prix**  
**Track Length: 5.857 Km - 3.6394 miles**

# Silverstone Classic - 28 - 30 Jul 2017

## FIA Masters Historic Formula One

### Race 7 - Sector Analysis

61 Jason Wright (FIT)							Shadow DN8										
Lap	Sect-1	Speed	Sect-2	Speed	Sect-3	Speed	Laptime	Pit	Lap	Sect-1	Speed	Sect-2	Speed	Sect-3	Speed	Laptime	Pit
1		145.9	1:02.432	155.7	23.699	109.3	2:10.044		7	37.672	149.5	1:00.908	158.3	22.708	112.6	2:01.288	
2	38.061	148.5	1:00.636	155.0	23.116	112.6	2:01.813		8	38.315	150.5	1:00.343	156.1	22.590	113.6	2:01.248	
3	37.840	149.5	1:00.735	157.5	23.036	107.0	2:01.611		9	37.484	150.5	1:00.195	157.9	22.458	110.7	2:00.137	
4	38.149	139.5	1:00.783	156.4	22.856	106.0	2:01.788		10	38.850	149.5	1:00.318	157.5	22.683	112.8	2:01.851	
5	38.041	151.5	1:00.336	156.8	23.080	110.9	2:01.457		11	37.776	148.8	1:00.318	157.5	22.479	113.0	2:00.573	
6	37.672	150.5	1:00.726	157.2	22.842	111.3	2:01.240		12								

66 Tommy Dreelan (HEA)							Williams FW08										
Lap	Sect-1	Speed	Sect-2	Speed	Sect-3	Speed	Laptime	Pit	Lap	Sect-1	Speed	Sect-2	Speed	Sect-3	Speed	Laptime	Pit
1		152.5	1:02.966	159.4	23.294	106.5	2:10.559		7	38.082	153.9	1:00.249	159.4	22.642	109.3	2:00.973	
2	38.766	151.8	1:00.933	157.2	23.112	106.4	2:02.811		8	38.135	152.9	1:00.721	157.9	22.622	107.9	2:01.478	
3	38.282	152.9	1:00.484	157.9	22.669	110.7	2:01.435		9	38.109	152.2	59.752	158.6	22.360	110.2	2:00.221	
4	38.052	153.2	1:00.308	157.9	23.542	107.2	2:01.902		10	38.106	151.8	1:00.367	158.6	22.710	112.2	2:01.183	
5	37.811	152.5	1:00.364	158.3	22.645	111.7	2:00.820		11	37.964	153.2	1:00.273	158.3	22.252	108.8	2:00.489	
6	37.829	151.1	1:00.891	157.9	23.095	109.8	2:01.815		12								

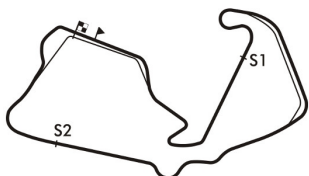
72 Mark Hazell (HEA)							Williams FW07B										
Lap	Sect-1	Speed	Sect-2	Speed	Sect-3	Speed	Laptime	Pit	Lap	Sect-1	Speed	Sect-2	Speed	Sect-3	Speed	Laptime	Pit
1		152.2	1:00.216	156.4	22.216	113.2	2:03.598		4	37.104	154.3	59.405	156.8	21.681	114.7	1:58.190	
2	39.056	149.8	59.524	156.4	22.011	114.7	2:00.591		5	37.036	154.3	59.551	155.7	21.652	114.1	1:58.239	
3	38.356	151.8	1:00.089	156.4	21.766	117.5	2:00.211		6	37.051	153.9	1:00.768	156.8	21.835	117.7	1:59.654	

74 Mike Cantillon (HEA)							Williams FW07										
Lap	Sect-1	Speed	Sect-2	Speed	Sect-3	Speed	Laptime	Pit	Lap	Sect-1	Speed	Sect-2	Speed	Sect-3	Speed	Laptime	Pit
1							4:00.331		5							1:56.847	
2							1:55.370		6							2:08.822	
3							1:55.097		7			In		In		3:11.391	P
4							1:55.666		8								

75 Gregor Fisker (FIT)							Shadow DN5										
Lap	Sect-1	Speed	Sect-2	Speed	Sect-3	Speed	Laptime	Pit	Lap	Sect-1	Speed	Sect-2	Speed	Sect-3	Speed	Laptime	Pit
1		147.2	1:02.601	155.7	23.025	109.3	2:08.677		7	37.915	150.8	1:01.032	153.9	22.230	112.8	2:01.177	
2	38.456	148.8	1:01.150	156.1	22.498	111.5	2:02.104		8	37.567	151.1	1:00.895	155.3	22.186	109.8	2:00.648	
3	38.114	150.5	1:00.963	156.8	22.233	110.7	2:01.310		9	37.834	148.8	1:00.938	155.0	22.084	110.9	2:00.856	
4	38.324	143.7	1:00.767	155.7	22.334	106.9	2:01.425		10	37.577	150.8	1:00.696	153.9	22.134	111.3	2:00.407	
5	38.256	152.9	1:00.749	155.0	22.442	105.4	2:01.447		11	38.126	149.5	1:00.401	156.1	21.977	113.6	2:00.504	
6	38.070	152.5	1:00.740	155.0	22.273	108.4	2:01.083		12								

77 Mark Higson (FIT)							March 761										
Lap	Sect-1	Speed	Sect-2	Speed	Sect-3	Speed	Laptime	Pit	Lap	Sect-1	Speed	Sect-2	Speed	Sect-3	Speed	Laptime	Pit
1		143.7	1:04.026	155.7	24.686	109.8	2:14.732		6	39.007	147.8	1:01.545	152.5	23.183	110.6	2:03.735	
2	40.327	149.5	1:02.479	154.6	23.375	107.5	2:06.181		7	38.933	149.5	1:02.200	154.3	23.113	109.5	2:04.246	
3	39.198	149.1	1:01.264	155.0	23.279	108.8	2:03.741		8	39.193	148.1	1:01.376	154.6	23.045	106.5	2:03.614	
4	38.941	146.2	1:03.251	151.5	23.920	105.4	2:06.112		9	39.104	148.8	1:05.777	155.0	23.097	109.8	2:07.978	
5	39.580	148.1	1:02.529	153.2	23.256	108.4	2:05.365		10	39.166	147.5	1:03.033	153.2	23.425	109.1	2:05.624	

84 Jonathan Kennard (INV)							Arrows A3										
Lap	Sect-1	Speed	Sect-2	Speed	Sect-3	Speed	Laptime	Pit	Lap	Sect-1	Speed	Sect-2	Speed	Sect-3	Speed	Laptime	Pit
1				155.0	20.876	120.1	1:52.810		7	35.473	156.4	57.707	156.4	21.323	118.6	1:54.503	
2	34.610	156.4	56.230	155.7	20.608	122.5	1:51.448		8	36.559	155.7	56.938	157.5	21.084	119.4	1:54.581	
3	34.494	156.1	56.098	155.3	20.600	120.7	1:51.192		9	35.173	157.5	56.571	158.3	21.213	116.5	1:52.957	
4	34.548	155.7	56.567	155.7	20.879	119.2	1:51.994		10	35.126	157.2	57.032	157.9	21.002	112.0	1:53.160	
5	34.818	155.3	56.910	155.3	21.189	114.1	1:52.917		11	35.534	156.1	57.208	158.3	21.212	116.7	1:53.954	
6	35.307	155.3	57.124	155.3	21.013	112.8	1:53.444		12								



**Session Start: 15:20:18 - Finish: 15:40:58**  
**Weather/Track Conditions: Cloud / Dry**  
**Circuit: Silverstone Historic Grand Prix**  
**Track Length: 5.857 Km - 3.6394 miles**



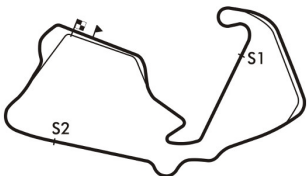
# Silverstone Classic - 28 - 30 Jul 2017

## FIA Masters Historic Formula One

### Race 7 - Sector Analysis

97 Jamie Constable (FIT)								Shadow DN8							
Lap	Sect-1	Speed	Sect-2	Speed	Sect-3	Speed	Laptime Pit	Lap	Sect-1	Speed	Sect-2	Speed	Sect-3	Speed	Laptime Pit
1		151.1	1:00.679	154.6	22.423	111.8	2:04.388	7	37.777	151.8	59.701	156.8	22.566	110.4	2:00.044
2	38.335	152.9	1:01.014	156.4	22.359	112.0	2:01.708	8	37.736	150.1	1:00.290	155.0	22.603	110.7	2:00.629
3	37.219	153.9	1:00.297	157.2	22.717	109.3	2:00.233	9	37.707	151.5	1:00.021	155.3	22.332	109.1	2:00.060
4	37.607	151.8	1:00.434	154.6	22.260	112.8	2:00.301	10	37.659	151.1	59.985	155.7	22.558	111.7	2:00.202
5	37.406	150.1	1:01.070	154.6	22.705	111.5	2:01.181	11	37.759	150.5	1:00.084	156.1	22.483	111.5	2:00.326
6	38.839	148.8	1:00.420	155.7	22.531	110.4	2:01.790	12							

111 Philippe Scemama (STE)								Surtees TS9B							
Lap	Sect-1	Speed	Sect-2	Speed	Sect-3	Speed	Laptime Pit	Lap	Sect-1	Speed	Sect-2	Speed	Sect-3	Speed	Laptime Pit
1		154.3	1:04.112	158.6	24.855	111.3	2:14.399	6	39.892	144.9	1:03.302	155.0	24.396	113.0	2:07.590
2	40.319	146.8	1:03.870	156.1	24.726	102.5	2:08.915	7	39.515	146.5	1:04.757	152.9	26.981	97.8	2:11.253
3	39.845	138.4	1:03.530	157.2	24.932	108.1	2:08.307	8	40.363	141.0	1:04.813	155.0	24.223	113.4	2:09.399
4	39.693	139.2	1:03.533	155.0	25.379	106.5	2:08.605	9	40.960	147.8	1:02.913	157.9	24.541	113.4	2:08.414
5	39.456	151.1	1:02.941	156.8	24.376	110.4	2:06.773	10	39.304	148.1	1:02.897	155.0	24.595	108.8	2:06.796



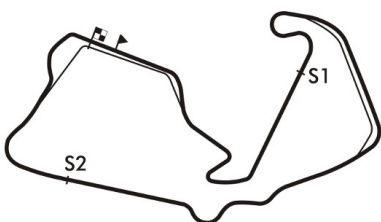
**Session Start: 15:20:18 - Finish: 15:40:58**  
**Weather/Track Conditions: Cloud / Dry**  
**Circuit: Silverstone Historic Grand Prix**  
**Track Length: 5.857 Km - 3.6394 miles**

# Silverstone Classic - 28 - 30 Jul 2017

## FIA Masters Historic Formula One

### Race 7 - Best Sector Times

SECTOR 1			SECTOR 2			SECTOR 3			IDEAL / BEST LAP COMPARISON						
NO	TIME	LAP	NO	TIME	LAP	NO	TIME	LAP	NO	NAME	BEST	IN	IDEAL	DIFF	
1	84	34.494	3	1	55.818	2	1	20.338	3	84	Jonathan Kennard	1:51.192	3	1:51.192	+0.000
2	1	35.004	3	50	56.014	3	50	20.520	2	1	Nick Padmore	1:51.417	3	1:51.160	+0.257
3	13	35.277	3	84	56.098	3	84	20.600	3	50	Michael Lyons	1:52.090	4	1:51.813	+0.277
4	50	35.279	10	13	56.773	10	13	20.826	9	13	Andy Wolfe	1:53.314	2	1:52.876	+0.438
5	44	35.303	9	44	57.056	7	31	20.835	10	44	Martin Stretton	1:53.620	11	1:53.293	+0.327
6	31	35.742	7	27	57.158	11	44	20.934	11	31	Steve Hartley	1:54.198	7	1:53.830	+0.368
7	27	35.811	9	31	57.253	7	27	20.943	11	27	Mike Wrigley	1:54.478	9	1:53.912	+0.566
8	4	36.065	3	14	58.184	4	12	21.109	10	14	Simon Fish	1:56.285	3	1:55.968	+0.317
9	5	36.067	4	5	58.210	3	5	21.470	3	5	Gregory Thomton	1:56.295	4	1:55.747	+0.548
10	14	36.189	4	4	58.450	4	4	21.588	6	4	Joaquin Folch-Rusir	1:56.427	6	1:56.103	+0.324
11	12	36.794	11	56	58.796	5	14	21.595	8	2	Katsuaki Kubota	1:56.476	9		+
12	56	37.030	5	3	59.336	10	72	21.652	5	12	Steve Brooks	1:57.681	11	1:57.324	+0.357
13	72	37.036	5	32	59.347	3	32	21.902	10	56	Max Smith-Hilliard	1:58.270	5	1:58.047	+0.223
14	3	37.119	9	72	59.405	4	75	21.977	11	32	Philip Hall	1:58.762	3	1:58.415	+0.347
15	32	37.166	3	12	59.421	6	55	22.195	11	55	David Shaw	1:59.323	11	1:59.244	+0.079
16	97	37.219	3	55	59.651	11	56	22.221	4	3	Ian Simmonds	1:59.354	11	1:58.768	+0.586
17	49	37.351	3	97	59.701	7	66	22.252	11	97	Jamie Constable	2:00.044	7	1:59.180	+0.864
18	55	37.398	9	66	59.752	9	97	22.260	4	61	Jason Wright	2:00.137	9	2:00.137	+0.000
19	61	37.484	9	61	1:00.195	9	3	22.313	11	66	Tommy Dreelan	2:00.221	9	1:59.815	+0.406
20	75	37.567	8	49	1:00.342	4	61	22.458	9	30	David Abbott	2:00.406	8		+
21	66	37.811	5	75	1:00.401	11	49	22.875	2	75	Gregor Fisker	2:00.407	10	1:59.945	+0.462
22	33	38.818	4	77	1:01.264	3	77	23.045	8	77	Mark Higson	2:03.614	8	2:03.242	+0.372
23	77	38.933	7	33	1:02.831	10	33	23.668	5	33	John Delane	2:06.026	10	2:05.317	+0.709
24	111	39.304	10	111	1:02.897	10	111	24.223	8	111	Philippe Scemama	2:06.773	5	2:06.424	+0.349
25	15	40.778	3	15	1:03.720	2	15	25.124	2	15	Michel Baudoin	2:10.561	2	2:09.622	+0.939
26	22	42.731	1	19	1:13.444	1	19	27.615	1	74	Mike Cantillon	1:55.097	3		+
27	19	42.961	2	2			22	32.597	0	72	Mark Hazell	1:58.190	4	1:58.093	+0.097
28	2			22			2			49	Neil Glover	2:00.913	4	2:00.568	+0.345
29	30			30			30			22	James Hagan	2:07.424	3		+
30	74			74			74			19	Chris Perkins			2:24.020	3:30.755



**Session Start: 15:20:18 - Finish: 15:40:58**  
**Weather/Track Conditions: Cloud / Dry**  
**Circuit: Silverstone Historic Grand Prix**  
**Track Length: 5.857 Km - 3.6394 miles**

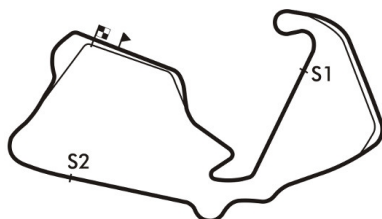


# Silverstone Classic - 28 - 30 Jul 2017

## FIA Masters Historic Formula One

### Race 7 - Best Sector Speeds

	NO	SECTOR 1	MPH	NO	SECTOR 2	MPH	NO	SECTOR 3	MPH
1	50	Michael Lyons	159.4	4	Joaquin Folch-Rusinol	162.5	84	Jonathan Kennard	122.5
2	56	Max Smith-Hilliard	157.9	56	Max Smith-Hilliard	161.7	1	Nick Padmore	122.0
3	84	Jonathan Kennard	157.5	1	Nick Padmore	159.4	31	Steve Hartley	122.0
4	1	Nick Padmore	157.2	66	Tommy Dreelan	159.4	12	Steve Brooks	121.8
5	4	Joaquin Folch-Rusinol	156.8	5	Gregory Thornton	159.0	4	Joaquin Folch-Rusinol	121.6
6	13	Andy Wolfe	156.8	27	Mike Wrigley	159.0	44	Martin Stretton	121.6
7	31	Steve Hartley	156.4	14	Simon Fish	158.6	13	Andy Wolfe	121.1
8	5	Gregory Thornton	156.1	111	Philippe Scemama	158.6	50	Michael Lyons	120.1
9	14	Simon Fish	156.1	61	Jason Wright	158.3	27	Mike Wrigley	118.8
10	44	Martin Stretton	155.7	84	Jonathan Kennard	158.3	72	Mark Hazell	117.7
11	3	Ian Simmonds	154.6	49	Neil Glover	157.9	14	Simon Fish	117.3
12	27	Mike Wrigley	154.6	55	David Shaw	157.9	3	Ian Simmonds	116.7
13	72	Mark Hazell	154.3	32	Philip Hall	157.5	32	Philip Hall	116.3
14	111	Philippe Scemama	154.3	97	Jamie Constable	157.2	5	Gregory Thornton	115.9
15	55	David Shaw	153.9	72	Mark Hazell	156.8	49	Neil Glover	115.3
16	66	Tommy Dreelan	153.9	75	Gregor Fisker	156.8	56	Max Smith-Hilliard	115.1
17	97	Jamie Constable	153.9	77	Mark Higson	155.7	55	David Shaw	114.1
18	49	Neil Glover	153.6	15	Michel Baudoin	153.9	61	Jason Wright	113.6
19	32	Philip Hall	153.2	2	Katsuaki Kubota	0.0	75	Gregor Fisker	113.6
20	75	Gregor Fisker	152.9	3	Ian Simmonds	0.0	111	Philippe Scemama	113.4
21	12	Steve Brooks	152.5	12	Steve Brooks	0.0	97	Jamie Constable	112.8
22	61	Jason Wright	151.5	13	Andy Wolfe	0.0	66	Tommy Dreelan	112.2
23	33	John Delane	149.5	19	Chris Perkins	0.0	77	Mark Higson	110.6
24	77	Mark Higson	149.5	22	James Hagan	0.0	15	Michel Baudoin	108.9
25	15	Michel Baudoin	148.1	30	David Abbott	0.0	33	John Delane	106.4
26	22	James Hagan	147.8	31	Steve Hartley	0.0	19	Chris Perkins	93.2
27	19	Chris Perkins	120.5	33	John Delane	0.0	22	James Hagan	86.0
28	2	Katsuaki Kubota	0.0	44	Martin Stretton	0.0	2	Katsuaki Kubota	0.0
29	30	David Abbott	0.0	50	Michael Lyons	0.0	30	David Abbott	0.0
30	74	Mike Cantillon	0.0	74	Mike Cantillon	0.0	74	Mike Cantillon	0.0



**Session Start: 15:20:18 - Finish: 15:40:58**  
**Weather/Track Conditions: Cloud / Dry**  
**Circuit: Silverstone Historic Grand Prix**  
**Track Length: 5.857 Km - 3.6394 miles**

# Silverstone Classic - 28 - 30 Jul 2017

## FIA Masters Historic Formula One

### Race 7 - Lap Chart

Lap 1			Lap 2			Lap 3			Lap 4			Lap 5			Lap 6		
NO	Behind	Laptime	NO	Behind	Laptime	NO	Behind	Laptime	NO	Behind	Laptime	NO	Behind	Laptime	NO	Behind	Laptime
84		1:52.810	84		1:51.448	84		1:51.192	84		1:51.994	84		1:52.917	84		1:53.444
50	0.502	1:53.312	1	1.113	1:51.959	1	1.338	1:51.417	1	1.457	1:52.113	1	1.388	1:52.848	1	0.362	1:52.418
1	0.602	1:53.412	50	2.191	1:53.137	50	3.127	1:52.128	50	3.223	1:52.090	50	2.920	1:52.614	50	2.078	1:52.602
13	2.313	1:55.123	13	4.179	1:53.314	13	6.570	1:53.583	13	9.148	1:54.572	22	1 LAP	2:48.916	13	10.640	1:54.220
44	4.632	1:57.442	44	8.517	1:55.333	44	13.083	1:55.758	44	16.546	1:55.457	13	9.864	1:53.633	44	19.700	1:54.574
27	5.490	1:58.300	27	9.270	1:55.228	27	13.642	1:55.564	27	17.175	1:55.527	44	18.570	1:54.941	31	20.880	1:54.863
31	6.266	1:59.076	31	10.288	1:55.470	31	13.937	1:54.841	31	17.851	1:55.908	27	19.089	1:54.831	27	21.398	1:55.753
14	7.216	2:00.026	14	12.352	1:56.584	14	17.445	1:56.285	14	21.859	1:56.408	31	19.461	1:54.527	74	1 LAP	1:56.847
5	8.094	2:00.904	5	13.122	1:56.476	5	18.242	1:56.312	5	22.543	1:56.295	14	25.699	1:56.757	14	31.210	1:58.955
56	9.961	2:02.771	74	1 LAP	4:00.331	74	1 LAP	1:55.370	74	1 LAP	1:55.097	74	1 LAP	1:55.666	5	31.741	1:58.305
72	10.788	2:03.598	56	18.484	1:59.971	56	26.478	1:59.186	19	2 LAPS	2:34.370	5	26.880	1:57.254	4	38.359	1:56.427
97	11.578	2:04.388	72	19.931	2:00.591	4	26.739	1:57.431	4	31.308	1:56.563	4	35.376	1:56.985	56	44.163	1:58.857
4	11.915	2:04.725	4	20.500	2:00.033	72	28.950	2:00.211	56	33.397	1:58.913	56	38.750	1:58.270	2	44.703	1:56.876
2	12.670	2:05.480	97	21.838	2:01.708	97	30.879	2:00.233	72	35.146	1:58.190	72	40.468	1:58.239	72	46.678	1:59.654
12	13.797	2:06.607	2	22.168	2:00.946	2	31.195	2:00.219	2	37.321	1:58.120	2	41.271	1:56.867	12	52.717	1:58.484
55	15.178	2:07.988	12	23.227	2:00.878	32	31.436	1:58.762	97	39.186	2:00.301	32	46.087	1:59.594	32	54.401	2:01.758
32	15.471	2:08.281	32	23.866	1:59.843	12	34.878	2:02.843	32	39.410	1:59.968	97	47.450	2:01.181	97	55.796	2:01.790
75	15.867	2:08.677	55	25.687	2:01.957	55	36.380	2:01.885	12	41.896	1:59.012	12	47.677	1:58.698	55	1:01.019	2:00.146
30	17.099	2:09.909	75	26.523	2:02.104	75	36.641	2:01.310	55	45.639	2:01.253	55	54.317	2:01.595	75	1:02.241	2:01.083
61	17.234	2:10.044	30	27.126	2:01.475	30	37.478	2:01.544	75	46.072	2:01.425	75	54.602	2:01.447	30	1:02.979	2:00.951
66	17.749	2:10.559	61	27.599	2:01.813	61	38.018	2:01.611	30	46.650	2:01.166	30	55.472	2:01.739	61	1:04.148	2:01.240
49	19.145	2:11.955	66	29.112	2:02.811	66	39.355	2:01.435	61	47.812	2:01.788	61	56.352	2:01.457	3	1:05.254	2:01.880
3	19.319	2:12.129	3	29.557	2:01.686	3	39.953	2:01.588	3	48.813	2:00.854	3	56.818	2:00.922	66	1:05.537	2:01.815
111	21.589	2:14.399	49	30.747	2:03.050	49	41.096	2:01.541	66	49.263	2:01.902	66	57.166	2:00.820	77	1:26.061	2:03.735
77	21.922	2:14.732	77	36.655	2:06.181	77	49.204	2:03.741	49	50.015	2:00.913	77	1:15.770	2:05.365	111	1:40.784	2:07.590
33	23.469	2:16.279	111	39.056	2:08.915	111	56.171	2:08.307	77	1:03.322	2:06.112	111	1:26.638	2:06.773	33	1:44.912	2:11.061
22	24.050	2:16.860	33	42.535	2:10.514	33	57.503	2:06.160	111	1:12.782	2:08.605	33	1:27.295	2:07.051			
15	25.484	2:18.294	15	44.597	2:10.561	22	1:04.321	2:07.424	33	1:13.161	2:07.652	15	1:44.246	2:10.817			
			22	48.089	2:15.487	15	1:05.303	2:11.898	15	1:26.346	2:13.037						
			19	1 LAP	5:18.347												

**Session Start: 15:20:18 - Finish: 15:40:58**  
**Weather/Track Conditions: Cloud / Dry**  
**Circuit: Silverstone Historic Grand Prix**  
**Track Length: 5.857 Km - 3.6394 miles**

# Silverstone Classic - 28 - 30 Jul 2017

## FIA Masters Historic Formula One

### Race 7 - Lap Chart

Lap 7			Lap 8			Lap 9			Lap 10			Lap 11		
NO	Behind	Laptime	NO	Behind	Laptime	NO	Behind	Laptime	NO	Behind	Laptime	NO	Behind	Laptime
84		1:54.503	1		1:53.396	1		1:52.661	1		1:52.926	1		1:53.015
1	0.152	1:54.293	84	1.033	1:54.581	84	1.329	1:52.957	84	1.563	1:53.160	84	2.502	1:53.954
50	1.282	1:53.707	50	1.494	1:53.760	50	2.479	1:53.646	50	2.936	1:53.383	50	3.193	1:53.272
15	1 LAP	2:11.640	111	1 LAP	2:11.253	74	2 LAPS	3:11.391	77	1 LAP	2:07.978	13	13.981	1:53.923
13	10.191	1:54.054	33	1 LAP	2:08.511	13	12.592	1:54.134	13	13.073	1:53.407	77	1 LAP	2:05.624
44	18.898	1:53.701	13	11.119	1:54.476	111	1 LAP	2:09.399	44	24.116	1:55.194	44	24.721	1:53.620
31	20.575	1:54.198	44	19.787	1:54.437	33	1 LAP	2:08.663	31	25.845	1:54.919	31	28.302	1:55.472
27	21.806	1:54.911	31	21.850	1:54.823	44	21.848	1:54.722	27	27.558	1:55.063	27	29.148	1:54.605
14	33.820	1:57.113	27	23.604	1:55.346	31	23.852	1:54.663	111	1 LAP	2:08.414	111	1 LAP	2:06.796
5	34.197	1:56.959	15	1 LAP	2:12.484	27	25.421	1:54.478	33	1 LAP	2:08.935	33	1 LAP	2:06.026
4	41.497	1:57.641	14	36.891	1:56.619	19	6 LAPS	9:42.194	14	45.291	1:57.073	14	50.514	1:58.238
74	1 LAP	2:08.822	5	37.391	1:56.742	14	41.144	1:56.914	5	49.101	1:59.206	5	56.739	2:00.653
2	49.258	1:59.058	4	45.961	1:58.012	5	42.821	1:58.091	4	57.283	1:58.163	4	1:01.874	1:57.606
56	49.892	2:00.232	2	52.667	1:56.957	15	1 LAP	2:11.903	2	1:02.129	1:58.573	2	1:06.294	1:57.180
12	56.526	1:58.312	56	55.515	1:59.171	4	52.046	1:58.746	15	1 LAP	2:13.830	56	1:15.636	2:00.503
32	1:00.308	2:00.410	12	1:02.615	1:59.637	2	56.482	1:56.476	56	1:08.148	1:59.724	12	1:20.476	1:57.681
97	1:01.337	2:00.044	32	1:07.340	2:00.580	56	1:01.350	1:58.496	12	1:15.810	2:00.087	15	1 LAP	2:12.070
55	1:07.287	2:00.771	97	1:08.418	2:00.629	12	1:08.649	1:58.695	32	1:20.677	1:59.292	32	1:26.889	1:59.227
75	1:08.915	2:01.177	55	1:14.245	2:00.506	32	1:14.311	1:59.632	97	1:23.093	2:00.202	97	1:30.404	2:00.326
30	1:10.148	2:01.672	75	1:16.015	2:00.648	97	1:15.817	2:00.060	55	1:28.593	2:00.052	55	1:34.901	1:59.323
61	1:10.933	2:01.288	30	1:17.006	2:00.406	55	1:21.467	1:59.883	75	1:31.691	2:00.407	75	1:39.180	2:00.504
3	1:11.677	2:00.926	61	1:18.633	2:01.248	75	1:24.210	2:00.856	30	1:32.306	2:00.414	3	1:40.029	1:59.354
66	1:12.007	2:00.973	3	1:19.406	2:01.277	30	1:24.818	2:00.473	3	1:33.690	1:59.826	61	1:42.592	2:00.573
77	1:35.804	2:04.246	66	1:19.937	2:01.478	61	1:26.109	2:00.137	61	1:35.034	2:01.851	66	1:43.228	2:00.489
			77	1:45.870	2:03.614	3	1:26.790	2:00.045	66	1:35.754	2:01.183	30	1:43.893	2:04.602
						66	1:27.497	2:00.221						

**Session Start: 15:20:18 - Finish: 15:40:58**  
**Weather/Track Conditions: Cloud / Dry**  
**Circuit: Silverstone Historic Grand Prix**  
**Track Length: 5.857 Km - 3.6394 miles**



## Silverstone Classic - 28 - 30 Jul 2017

### Silverstone Classic Celebrity Challenge Trophy Qualifying for Race 10 - Classification

Sheet No:

POS	NO	DRIVER/S	CLASS	CLASS POS	CAR MAKE / MODEL	TIME	ON	LAPS	GAP	DIFF	MPH
1	104	Steve Soper	BL	1	Austin A35 Academy	2:53.822	7	7			75.37
2	114	Martin Donnelly	RR	1	Austin A35 Academy	2:54.693	6	6	0.871	0.871	75.00
3	143	Anthony Reid	GG	1	Austin A35 Academy	2:54.974	6	6	1.152	0.281	74.88
4	174	Wayne Gardner	BL	2	Austin A35 Academy	2:55.237	6	6	1.415	0.263	74.77
5	127	Mark Blundell	SCS	1	Austin A35 Academy	2:56.356	4	6	2.534	1.119	74.29
6	192	Tiff Needell	SCS	2	Austin A35 Academy	2:58.082	6	7	4.260	1.726	73.57
7	180	Neil Primrose	SKS	1	Austin A35 Academy	2:59.610	6	7	5.788	1.528	72.95
8	150	Tony Jardine	SCS	3	Austin A30 Academy	3:00.283	6	6	6.461	0.673	72.67
9	135	Nick Wigley	SKS	2	Austin A35 Academy	3:01.167	5	7	7.345	0.884	72.32
10	155	Jason Kenny	GG	2	Austin A35 Academy	3:02.003	5	7	8.181	0.836	71.99
11	101	Peter James	RR	2	Austin A35 Academy	3:02.729	6	6	8.907	0.726	71.70
12	121	Steve Parrish	BL	3	Austin A30 Academy	3:03.112	3	5	9.290	0.383	71.55
13	177	Howard Donald	RR	3	Austin A30 Academy	3:03.166	5	7	9.344	0.054	71.53
14	159	Brian Johnson	RR	4	Austin A35 Academy	3:03.545	3	6	9.723	0.379	71.38
15	124	Ant Anstead	SCS	4	Austin A30 Academy	3:09.719	6	6	15.897	6.174	69.06
16	125	Carl Froch	SKS	3	Austin A35 Academy	3:11.063	5	6	17.241	1.344	68.57
17	128	Theo Paphitis	SCS	5	Austin A35 Academy	3:11.826	5	6	18.004	0.763	68.30
18	105	Maria Costello	BL	4	Austin A35 Academy	3:14.302	4	6	20.480	2.476	67.43
19	126	Jonny Searle	GG	3	Austin A35 Academy	3:14.979	4	6	21.157	0.677	67.20
20	151	Greg Searle	GG	4	Austin A35 Academy	3:17.443	6	6	23.621	2.464	66.36
21	106	Freddie Spencer	BL	5	Austin A35 Academy	3:17.979	5	6	24.157	0.536	66.18
22	103	Vassos Alexander	SCS	6	Austin A35 Academy	3:19.535	2	6	25.713	1.556	65.66
23	116	Mark Hunter	GG	5	Austin A30 Academy	3:22.221	6	6	28.399	2.686	64.79
24	112	Mike Wedderburn	SKS	4	Austin A30 Academy	3:26.578	4	6	32.756	4.357	63.42
25	172	Amy Williams	GG	6	Austin A35 Academy	3:27.184	5	6	33.362	0.606	63.24
26	178	Orla Chennaoui	SKS	5	Austin A35 Academy	3:29.424	3	6	35.602	2.240	62.56

Car 103 - transponder stopped working.

Cars 180 (x2), 112, 177, 127, 159 - lap time disallowed (exceeding track limits)

Session Start: 15:56:24 - Finish: 16:16:05

Weather/Track Conditions: Cloud / Dry

Circuit: Silverstone Historic Grand Prix

Track Length: 5.857 Km - 3.6394 miles

These results are provisional until the conclusion of any judicial and technical matters.

Clerk of the Course:

Timekeeper:

Issued at:

# Silverstone Classic - 28 - 30 Jul 2017

## Silverstone Classic Celebrity Challenge Trophy

### Qualifying for Race 10 - Sector Analysis

101 Peter James (RR)								Austin A35 Academy							
lap	Sect-1	Speed	Sect-2	Speed	Sect-3	Speed	Laptime Pit	lap	Sect-1	Speed	Sect-2	Speed	Sect-3	Speed	Laptime Pit
1	Out	89.1	1:36.254	92.7	35.261	70.3	3:03.903	4	58.087	91.2	1:31.984	94.9	33.903	73.8	3:03.974
2	58.549	90.4	1:33.287	92.8	34.554	72.8	3:06.390	5	58.354	93.1	1:31.726	94.5	34.530	70.5	3:04.610
3	57.365	90.7	1:33.194	92.7	33.992	69.7	3:04.551	6	57.277	92.6	1:31.916	93.1	33.536	73.9	3:02.729

103 Vassos Alexander (SCS)								Austin A35 Academy							
lap	Sect-1	Speed	Sect-2	Speed	Sect-3	Speed	Laptime Pit	lap	Sect-1	Speed	Sect-2	Speed	Sect-3	Speed	Laptime Pit
1	Out	72.4	1:42.765		38.622	62.3	3:18.698	4	1:02.957	83.6	1:42.616		37.212	63.8	3:22.785
2	1:02.392	85.8	1:40.346		36.797		3:19.535	5	1:03.306	80.6	1:42.986		37.351	63.3	3:23.643
3	1:03.669	81.9	1:40.570		38.091		3:22.330	6	1:03.231	80.4	1:40.554		37.011	65.9	3:20.796

104 Steve Soper (BL)								Austin A35 Academy							
lap	Sect-1	Speed	Sect-2	Speed	Sect-3	Speed	Laptime Pit	lap	Sect-1	Speed	Sect-2	Speed	Sect-3	Speed	Laptime Pit
1	Out	92.2	1:29.634	95.7	33.794	70.3	2:53.755	5	55.122	92.1	1:29.000	96.7	32.332	76.6	2:56.454
2	55.332	94.5	1:29.652	95.2	31.573	76.0	2:56.557	6	54.373	94.1	1:28.500	94.1	31.590	76.3	2:54.463
3	54.359	94.3	1:28.926	95.3	31.514	76.6	2:54.799	7	54.404	93.5	1:27.927	94.8	31.491	76.1	2:53.822
4	54.660	93.3	1:28.093	95.6	31.357	74.3	2:54.110	8							

105 Maria Costello (BL)								Austin A35 Academy							
lap	Sect-1	Speed	Sect-2	Speed	Sect-3	Speed	Laptime Pit	lap	Sect-1	Speed	Sect-2	Speed	Sect-3	Speed	Laptime Pit
1	Out	84.4	1:41.225	93.5	38.902	67.8	3:15.299	4	1:00.358	91.8	1:36.825		37.119	69.8	3:14.302
2	1:01.730	89.4	1:37.180		36.827	71.6	3:15.737	5	1:00.226	89.7	1:37.550	92.7	36.543	71.0	3:14.319
3	1:02.014	90.3	1:36.366	94.4	36.667	71.5	3:15.047	6	1:00.593	90.2	1:37.095	92.9	36.937	70.3	3:14.625

106 Freddie Spencer (BL)								Austin A35 Academy							
lap	Sect-1	Speed	Sect-2	Speed	Sect-3	Speed	Laptime Pit	lap	Sect-1	Speed	Sect-2	Speed	Sect-3	Speed	Laptime Pit
1	Out	79.9	1:48.134	90.2	39.200	64.3	3:24.275	4	1:02.670	87.0	1:40.695	90.1	39.632	68.5	3:22.997
2	1:02.198	88.2	1:40.910	90.9	38.141	67.4	3:21.249	5	1:01.014	89.5	1:39.184	90.6	37.781	68.8	3:17.979
3	1:00.523	88.8	1:42.549	91.2	37.517	68.2	3:20.589	6	1:00.887	89.6	1:39.856		37.629	67.6	3:18.372

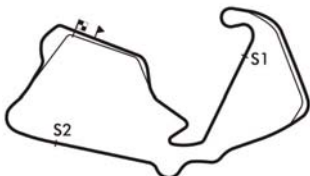
112 Mike Wedderburn (SKS)								Austin A30 Academy							
lap	Sect-1	Speed	Sect-2	Speed	Sect-3	Speed	Laptime Pit	lap	Sect-1	Speed	Sect-2	Speed	Sect-3	Speed	Laptime Pit
1	Out	71.6	1:58.100		In		3:52.513 P	4	1:04.523	87.5	1:42.523		39.532	51.3	3:26.578
2	Out	81.0	1:54.259		45.475	53.3	4:12.726 P	5	1:06.728	87.6	1:41.590		40.104	59.3	3:28.422
3	1:10.283	71.5	1:49.361		41.958	57.2	3:41.602 D	6	1:04.359	89.0	2:01.095		In		4:00.253 P

114 Martin Donnelly (RR)								Austin A35 Academy							
lap	Sect-1	Speed	Sect-2	Speed	Sect-3	Speed	Laptime Pit	lap	Sect-1	Speed	Sect-2	Speed	Sect-3	Speed	Laptime Pit
1	Out	89.2	1:30.802		33.389	69.5	2:56.421	4	55.415	93.9	1:31.812		31.927	75.0	2:59.154
2	56.245	93.3	1:30.669		33.743	73.2	3:00.657	5	55.769	94.8	1:30.067		31.801	74.5	2:57.637
3	55.855	92.9	1:29.775		32.168	74.7	2:57.798	6	55.269	93.9	1:27.902		31.522	74.2	2:54.693

116 Mark Hunter (GG)								Austin A30 Academy							
lap	Sect-1	Speed	Sect-2	Speed	Sect-3	Speed	Laptime Pit	lap	Sect-1	Speed	Sect-2	Speed	Sect-3	Speed	Laptime Pit
1	Out	79.9	1:42.616		39.485	65.5	3:26.697	4	1:03.537	81.3	1:43.323		40.396	59.4	3:27.256
2	1:04.374	84.7	1:41.267		38.767	66.1	3:24.408	5	1:02.741	88.3	1:40.869		39.048		3:22.658
3	1:03.426	84.5	1:42.063		38.309		3:23.798	6	1:03.080	84.3	1:41.564		37.577		3:22.221

121 Steve Parrish (BL)								Austin A30 Academy							
lap	Sect-1	Speed	Sect-2	Speed	Sect-3	Speed	Laptime Pit	lap	Sect-1	Speed	Sect-2	Speed	Sect-3	Speed	Laptime Pit
1	Out	89.4	1:35.463		34.151	71.1	3:03.139	4	1:00.977	82.5	2:00.919		In		3:50.922 P
2	57.552	90.1	1:33.309		33.864	67.0	3:04.725	5	Out	89.4	1:33.860		33.917	72.9	7:15.299 P
3	57.022	90.3	1:32.364		33.726	72.8	3:03.112	6							

124 Ant Anstead (SCS)								Austin A30 Academy							
lap	Sect-1	Speed	Sect-2	Speed	Sect-3	Speed	Laptime Pit	lap	Sect-1	Speed	Sect-2	Speed	Sect-3	Speed	Laptime Pit
1	Out	84.8	1:42.950		37.322		3:16.137	4	1:00.241	89.4	1:35.021		37.603	61.9	3:12.865
2	1:01.517	90.3	1:39.249		36.859		3:17.625	5	1:00.234	89.0	1:35.899		35.154		3:11.287
3	1:00.975	92.7	1:35.739		36.493		3:13.207	6	59.441	91.8	1:35.004		35.274		3:09.719



**Session Start: 15:56:24 - Finish: 16:16:05**  
**Weather/Track Conditions: Cloud / Dry**  
**Circuit: Silverstone Historic Grand Prix**  
**Track Length: 5.857 Km - 3.6394 miles**

# Silverstone Classic - 28 - 30 Jul 2017

## Silverstone Classic Celebrity Challenge Trophy

### Qualifying for Race 10 - Sector Analysis

125 Carl Froch (SKS)								Austin A35 Academy							
lap	Sect-1	Speed	Sect-2	Speed	Sect-3	Speed	Laptime Pit	lap	Sect-1	Speed	Sect-2	Speed	Sect-3	Speed	Laptime Pit
1	Out	84.5	1:40.238	93.2	37.959	61.1	3:13.571	4	1:00.219	91.6	1:38.626	94.3	38.186	65.2	3:17.031
2	1:01.366	89.6	1:37.445	93.7	36.635	62.9	3:15.446	5	1:00.148	90.3	1:35.106	93.3	35.809	65.1	3:11.063
3	1:00.528	93.1	1:34.747	93.9	36.457	64.7	3:11.732	6	1:05.639	91.1	1:34.422	93.6	35.955	65.5	3:16.016

126 Jonny Searle (GG)								Austin A35 Academy							
lap	Sect-1	Speed	Sect-2	Speed	Sect-3	Speed	Laptime Pit	lap	Sect-1	Speed	Sect-2	Speed	Sect-3	Speed	Laptime Pit
1	Out	84.4	1:43.195	88.1	40.457	64.6	3:18.537	4	1:01.013	88.9	1:36.983	90.0	36.983	67.0	3:14.979
2	1:03.343	86.3	1:42.767	85.9	38.881	63.5	3:24.991	5	1:00.993	87.3	1:39.123	91.2	37.915	64.8	3:18.031
3	1:02.723	89.0	1:39.056	86.4	38.287	65.8	3:20.066	6	1:02.498	78.7	1:42.930	78.2	37.464	62.7	3:22.892

127 Mark Blundell (SCS)								Austin A35 Academy							
lap	Sect-1	Speed	Sect-2	Speed	Sect-3	Speed	Laptime Pit	lap	Sect-1	Speed	Sect-2	Speed	Sect-3	Speed	Laptime Pit
1	Out	90.9	1:31.782		32.237		2:53.584	4	55.341	93.5	1:29.096		31.919		2:56.356
2	55.846	92.4	1:32.244		34.098		3:02.188	5	56.159	91.6	1:28.581		32.187	76.3	2:56.927
3	57.073	91.6	1:29.641		32.401	75.6	2:59.115	6	57.699	91.6	1:28.445		31.614	75.5	2:57.758 D

128 Theo Paphitis (SCS)								Austin A35 Academy							
lap	Sect-1	Speed	Sect-2	Speed	Sect-3	Speed	Laptime Pit	lap	Sect-1	Speed	Sect-2	Speed	Sect-3	Speed	Laptime Pit
1	Out	87.7	1:38.977		38.646	63.1	3:09.542	4	1:01.432	89.2	1:36.888		37.114	62.2	3:15.434
2	1:02.128	88.0	1:37.201		37.698	63.3	3:17.027	5	1:00.266	90.8	1:35.152		36.408	65.2	3:11.826
3	1:00.530	90.1	1:36.961		37.009	63.9	3:14.500	6	1:01.145	89.6	1:35.875		37.113	63.8	3:14.133

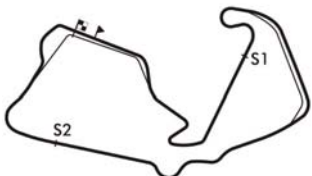
135 Nick Wigley (SKS)								Austin A35 Academy							
lap	Sect-1	Speed	Sect-2	Speed	Sect-3	Speed	Laptime Pit	lap	Sect-1	Speed	Sect-2	Speed	Sect-3	Speed	Laptime Pit
1	Out	89.6	1:34.278		34.248	72.9	3:04.416	5	57.386	90.3	1:30.994		32.787	74.0	3:01.167
2	58.052	90.9	1:35.012		34.550	67.2	3:07.614	6	57.308	94.0	1:31.407		32.473	76.2	3:01.188
3	58.624	92.6	1:31.228		33.190	73.4	3:03.042	7	56.672	92.2	1:39.700		In		3:28.978 P
4	57.290	92.7	1:32.095		33.328	73.3	3:02.713	8							

143 Anthony Reid (GG)								Austin A35 Academy							
lap	Sect-1	Speed	Sect-2	Speed	Sect-3	Speed	Laptime Pit	lap	Sect-1	Speed	Sect-2	Speed	Sect-3	Speed	Laptime Pit
1	Out	70.9	1:35.375	77.8	32.678	75.0	2:59.145	4	1:02.361	55.5	1:51.994	85.4	34.086	75.0	3:28.441
2	54.923	91.4	1:29.817	92.7	32.231	74.6	2:56.971	5	1:01.318	86.9	1:43.664	94.5	32.329	75.0	3:17.311
3	54.819	91.8	1:29.377	93.2	32.095	75.1	2:56.291	6	54.842	93.9	1:28.446	95.1	31.686	74.9	2:54.974

150 Tony Jardine (SCS)								Austin A30 Academy							
lap	Sect-1	Speed	Sect-2	Speed	Sect-3	Speed	Laptime Pit	lap	Sect-1	Speed	Sect-2	Speed	Sect-3	Speed	Laptime Pit
1	Out	88.9	1:34.981	91.9	33.363	68.6	2:59.665	4	56.581	91.2	1:31.548	93.3	33.150	71.2	3:01.279
2	58.188	89.8	1:32.163	92.8	33.645	70.9	3:03.996	5	57.444	91.4	1:31.701	95.2	33.427	72.3	3:02.572
3	57.237	89.8	1:31.211	94.0	32.933	71.5	3:01.381	6	56.461	92.6	1:30.693	94.0	33.129	67.2	3:00.283

151 Greg Searle (GG)								Austin A35 Academy							
lap	Sect-1	Speed	Sect-2	Speed	Sect-3	Speed	Laptime Pit	lap	Sect-1	Speed	Sect-2	Speed	Sect-3	Speed	Laptime Pit
1	Out	88.3	1:40.056	91.8	39.146	67.2	3:13.550	4	1:01.053	89.5	1:39.199	92.7	40.236	65.2	3:20.488
2	1:04.313	84.9	1:40.752	92.4	38.971	66.4	3:24.036	5	1:01.982	90.3	1:39.559	92.9	37.890	68.1	3:19.431
3	1:02.839	74.6	1:42.017	90.2	38.734	66.2	3:23.590	6	1:00.703	90.3	1:38.565	92.6	38.175	67.0	3:17.443

155 Jason Kenny (GG)								Austin A35 Academy							
lap	Sect-1	Speed	Sect-2	Speed	Sect-3	Speed	Laptime Pit	lap	Sect-1	Speed	Sect-2	Speed	Sect-3	Speed	Laptime Pit
1	Out	87.4	1:36.469	91.9	34.183	73.3	3:02.757	5	56.624	91.7	1:32.165	92.4	33.214	74.2	3:02.003
2	57.942	91.8	1:38.741	93.9	35.041	73.7	3:11.724	6	58.728	92.8	1:34.715	92.4	33.690	73.7	3:07.133
3	1:00.519	89.5	1:32.305	92.2	33.805	73.4	3:06.629	7	56.800	91.1	1:42.484	62.0	In		3:32.023 P
4	57.124	91.4	1:32.431	92.7	33.436	73.9	3:02.991	8							



**Session Start: 15:56:24 - Finish: 16:16:05**  
**Weather/Track Conditions: Cloud / Dry**  
**Circuit: Silverstone Historic Grand Prix**  
**Track Length: 5.857 Km - 3.6394 miles**



# Silverstone Classic - 28 - 30 Jul 2017

## Silverstone Classic Celebrity Challenge Trophy

### Qualifying for Race 10 - Sector Analysis

159 Brian Johnson (RR)								Austin A35 Academy							
lap	Sect-1	Speed	Sect-2	Speed	Sect-3	Speed	Laptime Pit	lap	Sect-1	Speed	Sect-2	Speed	Sect-3	Speed	Laptime Pit
1	Out	89.0	1:35.844		34.220	73.7	3:01.867	4	57.864	92.2	1:33.355		36.165	68.8	3:07.384
2	57.796	92.3	1:32.162		33.865	75.1	3:03.823	5	59.930	90.1	1:32.157		34.489	75.7	3:06.576
3	57.276	91.3	1:32.631		33.638	75.3	3:03.545	6	56.035	93.3	1:29.954		32.994	75.8	2:58.983 D

172 Amy Williams (GG)								Austin A35 Academy							
lap	Sect-1	Speed	Sect-2	Speed	Sect-3	Speed	Laptime Pit	lap	Sect-1	Speed	Sect-2	Speed	Sect-3	Speed	Laptime Pit
1	Out	76.5	2:03.412	85.9	In		3:46.714 P	4	1:07.566	79.2	1:45.264	88.8	40.234	61.1	3:33.064
2	Out	80.7	1:49.136	85.7	40.626	59.2	4:01.334 P	5	1:05.222	85.1	1:42.394	89.5	39.568	59.2	3:27.184
3	1:05.463	82.8	1:47.633	87.6	40.007	60.5	3:33.103	6	1:04.981	82.2	1:58.987	77.0	In		4:05.231 P

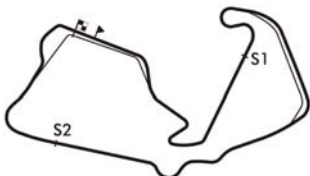
174 Wayne Gardner (BL)								Austin A35 Academy							
lap	Sect-1	Speed	Sect-2	Speed	Sect-3	Speed	Laptime Pit	lap	Sect-1	Speed	Sect-2	Speed	Sect-3	Speed	Laptime Pit
1	Out	93.2	1:31.128	95.3	33.511	72.2	2:55.785	4	55.307	94.9	1:28.717	96.8	32.272	69.5	2:56.296
2	56.992	91.9	1:29.412	97.5	33.288	73.7	2:59.692	5	55.354	94.0	1:31.899	97.7	32.604	76.7	2:59.857
3	56.892	94.3	1:28.860	96.8	32.290	74.6	2:58.042	6	55.523	96.4	1:27.941	99.0	31.773	74.9	2:55.237

177 Howard Donald (RR)								Austin A30 Academy							
lap	Sect-1	Speed	Sect-2	Speed	Sect-3	Speed	Laptime Pit	lap	Sect-1	Speed	Sect-2	Speed	Sect-3	Speed	Laptime Pit
1	Out	80.8	1:41.134	92.1	35.424	73.5	3:12.421	5	56.744	80.0	1:32.703	94.0	33.719	75.1	3:03.166
2	56.643	88.8	1:36.617	95.7	34.199	72.4	3:07.459	6	58.824	90.4	1:38.145	95.5	37.784	59.5	3:14.753
3	1:01.112	86.4	1:32.959	93.9	33.974	74.2	3:08.045	7	58.794	90.6	1:33.607	75.6	In		3:25.211 P
4	57.068	93.1	1:32.535	95.7	33.805	73.8	3:03.408 D	8							

178 Orla Chennaoui (SKS)								Austin A35 Academy							
lap	Sect-1	Speed	Sect-2	Speed	Sect-3	Speed	Laptime Pit	lap	Sect-1	Speed	Sect-2	Speed	Sect-3	Speed	Laptime Pit
1	Out	82.4	1:46.326		In		3:24.019 P	4	1:04.708	80.7	1:44.723	81.7	40.265	67.0	3:29.696
2	Out	80.7	1:53.187	69.0	44.550	56.4	4:09.425 P	5	1:05.398	85.4	1:43.301		41.073	62.7	3:29.772
3	1:06.130	75.0	1:43.717	90.0	39.577	67.1	3:29.424	6	1:04.354	84.6	1:53.025	78.7	In		3:58.680 P

180 Neil Primrose (SKS)								Austin A35 Academy							
lap	Sect-1	Speed	Sect-2	Speed	Sect-3	Speed	Laptime Pit	lap	Sect-1	Speed	Sect-2	Speed	Sect-3	Speed	Laptime Pit
1	Out	91.6	1:32.545		32.834	72.7	2:56.124	5	55.675	92.9	1:30.462		32.676	71.2	2:58.813 D
2	56.276	92.4	1:30.664		33.205	72.2	3:00.145	6	55.693	92.8	1:30.993		32.924	74.3	2:59.610
3	56.198	92.3	1:30.347		33.102	72.9	2:59.647	7	55.648	92.4	1:31.957		32.261	75.3	2:59.866
4	55.576	93.3	1:32.760		32.722	72.8	3:01.058 D	8							

192 Tiff Needell (SCS)								Austin A35 Academy							
lap	Sect-1	Speed	Sect-2	Speed	Sect-3	Speed	Laptime Pit	lap	Sect-1	Speed	Sect-2	Speed	Sect-3	Speed	Laptime Pit
1	Out	91.1	1:34.477	92.6	34.277	70.9	2:59.652	5	59.832	90.1	1:30.748	96.6	32.807	72.9	3:03.387
2	57.260	91.9	1:31.511	94.1	33.147	73.2	3:01.918	6	55.973	94.3	1:29.659	94.9	32.450	73.9	2:58.082
3	56.417	92.1	1:31.100	94.7	32.863	75.0	3:00.380	7	55.849	92.7	1:30.301	94.3	32.361	73.7	2:58.511
4	55.822	94.3	1:30.270	96.6	32.962	73.8	2:59.054	8							



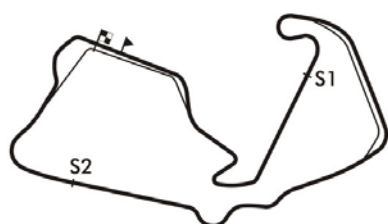
**Session Start: 15:56:24 - Finish: 16:16:05**  
**Weather/Track Conditions: Cloud / Dry**  
**Circuit: Silverstone Historic Grand Prix**  
**Track Length: 5.857 Km - 3.6394 miles**

# Silverstone Classic - 28 - 30 Jul 2017

## Silverstone Classic Celebrity Challenge Trophy

### Qualifying for Race 10 - Best Sector Times

	SECTOR 1			SECTOR 2			SECTOR 3			IDEAL / BEST LAP COMPARISON					
	NO	TIME	LAP	NO	TIME	LAP	NO	TIME	LAP	NO	NAME	BEST	IN	IDEAL	DIFF
1	143	54.046	7	114	1:27.902	6	104	31.357	4	104	Steve Soper	2:53.822	7	2:53.643	+0.179
2	104	54.359	3	104	1:27.927	7	114	31.522	6	114	Martin Donnelly	2:54.693	6	2:54.503	+0.190
3	174	54.421	7	174	1:27.941	6	127	31.614	6	143	Anthony Reid	2:54.974	6	2:54.178	+0.796
4	114	55.079	7	127	1:27.958	7	143	31.686	6	174	Wayne Gardner	2:55.237	6	2:54.135	+1.102
5	127	55.222	7	143	1:28.446	6	174	31.773	6	127	Mark Blundell	2:56.356	4	2:54.794	+1.562
6	180	55.576	4	192	1:29.659	6	180	32.261	7	192	Tiff Needell	2:58.082	6	2:57.842	+0.240
7	192	55.822	4	159	1:29.954	6	192	32.361	7	180	Neil Primrose	2:59.610	6	2:58.184	+1.426
8	159	56.035	6	180	1:30.347	3	135	32.473	6	150	Tony Jardine	3:00.283	6	3:00.087	+0.196
9	150	56.461	6	150	1:30.693	6	150	32.933	3	135	Nick Wigley	3:01.167	5	3:00.139	+1.028
10	155	56.624	5	135	1:30.994	5	159	32.994	6	155	Jason Kenny	3:02.003	5	3:02.003	+0.000
11	177	56.643	2	101	1:31.726	5	155	33.214	5	101	Peter James	3:02.729	6	3:02.359	+0.370
12	135	56.672	7	155	1:32.165	5	101	33.536	6	121	Steve Parrish	3:03.112	3	3:03.112	+0.000
13	121	57.022	3	121	1:32.364	3	177	33.719	5	177	Howard Donald	3:03.166	5	3:02.897	+0.269
14	101	57.097	7	177	1:32.535	4	121	33.726	3	159	Brian Johnson	3:03.545	3	2:58.983	+4.562
15	124	59.441	6	125	1:34.422	6	124	35.154	5	124	Ant Anstead	3:09.719	6	3:09.599	+0.120
16	125	1:00.148	5	124	1:35.004	6	125	35.809	5	125	Carl Froch	3:11.063	5	3:10.379	+0.684
17	105	1:00.226	5	128	1:35.152	5	128	36.408	5	128	Theo Paphitis	3:11.826	5	3:11.826	+0.000
18	128	1:00.266	5	105	1:36.366	3	105	36.543	5	105	Maria Costello	3:14.302	4	3:13.135	+1.167
19	106	1:00.523	3	126	1:36.983	4	103	36.797	2	126	Jonny Searle	3:14.979	4	3:14.959	+0.020
20	151	1:00.703	6	151	1:38.565	6	126	36.983	4	151	Greg Searle	3:17.443	6	3:17.158	+0.285
21	126	1:00.993	5	106	1:39.184	5	106	37.517	3	106	Freddie Spencer	3:17.979	5	3:17.224	+0.755
22	103	1:02.392	2	103	1:40.346	2	116	37.577	6	103	Vassos Alexander	3:19.535	2	3:19.535	+0.000
23	116	1:02.741	5	116	1:40.869	5	151	37.890	5	116	Mark Hunter	3:22.221	6	3:21.187	+1.034
24	178	1:04.354	6	112	1:41.590	5	112	39.532	4	112	Mike Wedderburn	3:26.578	4	3:25.481	+1.097
25	112	1:04.359	6	172	1:42.394	5	172	39.568	5	172	Amy Williams	3:27.184	5	3:26.943	+0.241
26	172	1:04.981	6	178	1:43.301	5	178	39.577	3	178	Orla Chennaoui	3:29.424	3	3:27.232	+2.192



**Session Start: 15:56:24 - Finish: 16:16:05**  
**Weather/Track Conditions: Cloud / Dry**  
**Circuit: Silverstone Historic Grand Prix**  
**Track Length: 5.857 Km - 3.6394 miles**

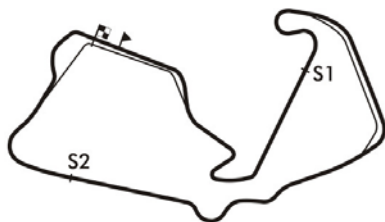


# Silverstone Classic - 28 - 30 Jul 2017

## Silverstone Classic Celebrity Challenge Trophy

### Qualifying for Race 10 - Best Sector Speeds

	NO	SECTOR 1	MPH	NO	SECTOR 2	MPH	NO	SECTOR 3	MPH
1	174	Wayne Gardner	96.4	174	Wayne Gardner	99.0	174	Wayne Gardner	76.7
2	143	Anthony Reid	94.9	104	Steve Soper	96.7	104	Steve Soper	76.6
3	114	Martin Donnelly	94.8	192	Tiff Needell	96.6	127	Mark Blundell	76.3
4	104	Steve Soper	94.5	177	Howard Donald	95.7	135	Nick Wigley	76.2
5	192	Tiff Needell	94.3	150	Tony Jardine	95.2	159	Brian Johnson	75.8
6	135	Nick Wigley	94.0	143	Anthony Reid	95.1	180	Neil Primrose	75.3
7	127	Mark Blundell	93.5	101	Peter James	94.9	143	Anthony Reid	75.1
8	159	Brian Johnson	93.3	105	Maria Costello	94.4	177	Howard Donald	75.1
9	180	Neil Primrose	93.3	125	Carl Froch	94.3	114	Martin Donnelly	75.0
10	101	Peter James	93.1	155	Jason Kenny	93.9	192	Tiff Needell	75.0
11	125	Carl Froch	93.1	151	Greg Searle	92.9	155	Jason Kenny	74.2
12	177	Howard Donald	93.1	106	Freddie Spencer	91.2	101	Peter James	73.9
13	155	Jason Kenny	92.8	126	Jonny Searle	91.2	121	Steve Parrish	72.9
14	124	Ant Anstead	92.7	178	Orla Chennaoui	90.0	150	Tony Jardine	72.3
15	150	Tony Jardine	92.6	172	Amy Williams	89.5	105	Maria Costello	71.6
16	105	Maria Costello	91.8	103	Vassos Alexander	0.0	106	Freddie Spencer	68.8
17	128	Theo Paphitis	90.8	112	Mike Wedderburn	0.0	151	Greg Searle	68.1
18	121	Steve Parrish	90.3	114	Martin Donnelly	0.0	178	Orla Chennaoui	67.1
19	151	Greg Searle	90.3	116	Mark Hunter	0.0	126	Jonny Searle	67.0
20	106	Freddie Spencer	89.6	121	Steve Parrish	0.0	116	Mark Hunter	66.1
21	112	Mike Wedderburn	89.0	124	Ant Anstead	0.0	103	Vassos Alexander	65.9
22	126	Jonny Searle	89.0	127	Mark Blundell	0.0	125	Carl Froch	65.5
23	116	Mark Hunter	88.3	128	Theo Paphitis	0.0	128	Theo Paphitis	65.2
24	103	Vassos Alexander	85.8	135	Nick Wigley	0.0	124	Ant Anstead	61.9
25	178	Orla Chennaoui	85.4	159	Brian Johnson	0.0	172	Amy Williams	61.1
26	172	Amy Williams	85.1	180	Neil Primrose	0.0	112	Mike Wedderburn	59.3



**Session Start: 15:56:24 - Finish: 16:16:05**  
**Weather/Track Conditions: Cloud / Dry**  
**Circuit: Silverstone Historic Grand Prix**  
**Track Length: 5.857 Km - 3.6394 miles**



**Silverstone Classic - 28 - 30 Jul 2017**

**Silverstone Classic Celebrity Challenge Trophy  
Race 10 - Starting Grid - AMENDED**

**Sheet No:**

*Start Time : 18:40 - Heat Duration : 20 Minutes*

13	25	178	Orla Chennaoui		
12	23	112	Mike Wedderburn	24	172
11	21	103	Vassos Alexander	22	116
10	19	157	Greg Searle	20	106
9	17	105	Maria Costello	18	126
8	15	125	Carl Froch	16	128
7	13	177	Howard Donald	14	124
6	11	107	Peter James	12	127
5	9	135	Nick Wigley	10	155
4	7	186	Neil Primrose	8	156
3	5	127	Mark Blundell	6	192
2	3	143	Anthony Reid	4	174
1	1	104	Steve Soper	2	114

Pole Right

ROW

Car 159 withdrawn.

*Circuit: Silverstone Historic Grand Prix  
Track Length: 5.857 Km - 3.6394 miles*

These results are provisional until the conclusion of any judicial and technical matters.		
Clerk of the Course:	Timekeeper:	Issued at:



## Silverstone Classic - 28 - 30 Jul 2017

### Maserati Trophy For HGPCA Pre '66 Grand Prix Cars Race 8 - Classification

Sheet No:

POS	NO	DRIVER/S	CLASS	CLASS POS	CAR MAKE / MODEL	TIME	LAPS	GAP	DIFF	MPH	BEST	ON
1	118	Sam Wilson	7B	1	Lotus 18 372	21:02.865	9	-- 9 laps --		93.37	2:18.141	3
2	11	Jon Fairley	12	1	Brabham BT11/19	21:06.831	9	3.966	3.966	93.08	2:19.526	4
3	10	William Nuthall	7B	2	Cooper T53	21:10.440	9	7.575	3.609	92.81	2:19.363	5
4	3	Barry Cannell	12	2	Brabham BT11A	21:40.392	9	37.527	29.952	90.68	2:23.215	3
5	29	Nick Fennell	11	1	Lotus 25	21:55.787	9	52.922	15.395	89.61	2:22.596	5
6	30	Julian Bronson	8	1	Scarab Offenhauser	21:58.713	9	55.848	2.926	89.42	2:24.639	4
7	66	Sid Hoole	11	2	Cooper T66 F1	22:04.347	9	1:01.482	5.634	89.04	2:25.122	5
8	44	Andrew Beaumont	11	3	Lotus 24 944	22:04.565	9	1:01.700	0.218	89.02	2:24.842	7
9	17	Tony Wood	7A	1	Maserati TecMec	22:05.906	9	1:03.041	1.341	88.93	2:25.646	9
10	26	Joaquin Folch-Rusinol	7A	2	Lotus 16 365	22:33.192	9	1:30.327	27.286	87.13	2:25.871	4
11	121	Dan Collins	10	1	Lotus 21 933	22:39.994	9	1:37.129	6.802	86.70	2:28.537	6
12	37	Charles Gillett	9	1	Cooper T43	22:40.610	9	1:37.745	0.616	86.66	2:28.241	9
13	62	Chris Milner	11	4	Lotus 24 P1	22:45.608	9	1:42.743	4.998	86.35	2:27.880	6
14	77	Geraint Owen	8	2	Kurtis 500C	22:45.959	9	1:43.094	0.351	86.32	2:29.744	8
15	80	Nick Taylor	10	2	Lotus 18 914	22:46.101	9	1:43.236	0.142	86.31	2:29.032	7
16	55	Fred Harper	8	3	Kurtis Offenhauser	22:48.366	9	1:45.501	2.265	86.17	2:28.500	6
17	20	Alex Morton	10	3	Lotus 21 939/952	22:57.561	9	1:54.696	9.195	85.59	2:30.430	7
18	27	Andrew Smith	9	2	Cooper Maserati T51	23:01.064	9	1:58.199	3.503	85.38	2:29.187	9
19	28	Eddie McGuire	8	4	Scarab Offenhauser	23:06.421	9	2:03.556	5.357	85.05	2:31.463	7
20	38	Tony Best	7A	3	Ferrari Dino BR01	23:07.361	9	2:04.496	0.940	84.99	2:31.598	9
21	42	James Willis	9	3	Cooper T45	23:16.504	9	2:13.639	9.143	84.43	2:31.423	7
22	14	Richard Wilson	7B	3	Cooper T51	23:17.772	9	2:14.907	1.268	84.36	2:32.298	7
23	129	Paul Woolley	11	5	Scirocco F1 63	23:18.421	9	2:15.556	0.649	84.32	2:30.241	7
24	7	Paul Griffin	7B	4	Cooper T51	23:19.271	9	2:16.406	0.850	84.26	2:29.959	9
25	35	Iain Rowley	10	4	Assegai	23:22.395	9	2:19.530	3.124	84.08	2:30.855	9
26	25	Martin Halusa	6	1	Maserati 250F 2521	23:28.513	9	2:25.648	6.118	83.71	2:32.594	8
27	8	Tony Ditheridge	9	4	Cooper T45	23:30.360	9	2:27.495	1.847	83.61	2:32.346	7
28	16	Marc Valvekens	8	5	Aston Martin DBR4/4	23:36.736	9	2:33.871	6.376	83.23	2:32.896	7
29	21	Ian Nuthall	5	1	Alta F2	23:38.075	9	2:35.210	1.339	83.15	2:34.096	5
30	248	Klaus Lehr	6	2	Maserati 250F CM5	21:10.249	8	-- 8 laps --	8.097	82.51	2:34.265	5
31	9	Mark Daniell	9	5	Cooper T45	21:11.553	8	1.304	1.304	82.42	2:30.303	7
32	47	Carlos Miguens	11	6	Lotus 24 947	21:13.382	8	3.133	1.829	82.31	2:35.211	6
33	88	Bernardo Hartogs	10	5	Lotus 18/21 916	21:13.980	8	3.731	0.598	82.27	2:34.740	7
34	43	Robi Bernberg	7C	1	Cooper T43	21:14.492	8	4.243	0.512	82.24	2:35.822	7
35	19	Paul Grant	5	2	Cooper Bristol Mk2 3/52	21:14.743	8	4.494	0.251	82.22	2:35.120	7
36	46	Harindra de Silva	11	7	Lotus 24 946	21:17.319	8	7.070	2.576	82.05	2:35.907	7
37	50	Tony Smith	7B	5	Cooper T51	21:24.022	8	13.773	6.703	81.62	2:36.620	8
38	71	Alan Baillie	10	6	Cooper T71/73	21:29.118	8	18.869	5.096	81.31	2:32.836	8
39	18	Nigel Batchelor	INV	1	Kieft	21:31.291	8	21.042	2.173	81.17	2:37.774	6

Car 1 - Non Starter

First reserve Car 9 starts

Car 11 - transponder stopped working two laps from end of race

Session Start: 16:41:32 - Finish: 17:02:34

Weather/Track Conditions: Overcast / Dry

Circuit: Silverstone Historic Grand Prix

Track Length: 5.857 Km - 3.6394 miles

These results are provisional until the conclusion of any judicial and technical matters.

Clerk of the Course:

Timekeeper:

Issued at:



## Silverstone Classic - 28 - 30 Jul 2017

### Maserati Trophy For HGPCA Pre '66 Grand Prix Cars

#### Race 8 - Classification

Sheet No:
-----------

40	4	Steve Russell	5	3	Cooper Bristol Mk2 4/53	21:35.062	8	24.813	3.771	80.93	2:37.887	5
41	34	John Bussey	7C	2	Cooper T43	21:36.675	8	26.426	1.613	80.83	2:36.757	8
42	33	Chris Phillips	5	4	Cooper Bristol Mk2 6/53	21:36.896	8	26.647	0.221	80.82	2:38.231	5
43	36	Erik Staes	10	7	Lotus 18/21 P2	21:51.393	8	41.144	14.497	79.92	2:39.072	5
44	53	Scotty Taylor	12	3	Cooper T53	21:55.479	8	45.230	4.086	79.67	2:38.878	3
45	70	Guy Plante	9	6	Cooper T45	21:58.013	8	47.764	2.534	79.52	2:36.499	7
46	40	Tania Pilkington	9	7	Cooper T43	21:58.560	8	48.311	0.547	79.49	2:40.395	8
47	23	Barry Wood	5	5	Cooper Bristol Mk1 6/52	22:26.071	8	1:15.822	27.511	77.86	2:44.701	3
48	5	Michel Baudin	9	8	Cooper T45	22:45.433	8	1:35.184	19.362	76.76	2:46.893	8
----- NOT CLASSIFIED -----												
DNF	52	Tom Dark	7B		Cooper T51	10:08.191	4	-- 4 laps --		86.17	2:26.729	3
DNF	12	Rudi Friedrichs	7B		Cooper T53	8:00.859	3	-- 3 laps --	29.716	81.74	2:36.128	2

#### ----- FASTEST LAP SUMMARY -----

NO	DRIVER/S	CLASS	CAR MAKE / MODEL	FASTEST LAP	ON	MPH
118	Sam Wilson	7B	Lotus 18 372	2:18.141	3	94.84
11	Jon Fairley	12	Brabham BT11/19	2:19.526	4	93.90
29	Nick Fennell	11	Lotus 25	2:22.596	5	91.88
30	Julian Bronson	8	Scarab Offenhauser	2:24.639	4	90.58
17	Tony Wood	7A	Maserati TecMec	2:25.646	9	89.96
37	Charles Gillett	9	Cooper T43	2:28.241	9	88.38
121	Dan Collins	10	Lotus 21 933	2:28.537	6	88.21
25	Martin Halusa	6	Maserati 250F 2521	2:32.594	8	85.86
21	Ian Nuthall	5	Alfa F2	2:34.096	5	85.02
43	Robi Bernberg	7C	Cooper T43	2:35.822	7	84.08
18	Nigel Batchelor	INV	Kieft	2:37.774	6	83.04

Car 1 - Non Starter

First reserve Car 9 starts

Car 11 - transponder stopped working two laps from end of race

Session Start: 16:41:32 - Finish: 17:02:34

Weather/Track Conditions: Overcast / Dry

Circuit: Silverstone Historic Grand Prix

Track Length: 5.857 Km - 3.6394 miles

These results are provisional until the conclusion of any judicial and technical matters.

Clerk of the Course:

Timekeeper:

Issued at:

# Silverstone Classic - 28 - 30 Jul 2017

## Maserati Trophy For HGPCA Pre '66 Grand Prix Cars

### Race 8 - Sector Analysis

3 Barry Cannell (12)								Brabham BT11A							
lap	Sect-1	Speed	Sect-2	Speed	Sect-3	Speed	Laptime Pit	lap	Sect-1	Speed	Sect-2	Speed	Sect-3	Speed	Laptime Pit
1		129.1	1:11.052	138.9	27.354	90.8	2:25.930	6	45.529	128.1	1:12.396	136.1	28.058	92.9	2:25.983
2	45.088	132.9	1:11.115	138.7	27.337	93.7	2:23.540	7	45.517	128.8	1:11.622	141.0	28.473		2:25.612
3	44.199	134.2	1:11.774	138.7	27.242	97.1	2:23.215	8	44.713	131.1	1:12.220	138.1	27.263		2:24.196
4	45.288	130.8	1:11.142	138.9	26.943	93.3	2:23.373	9	45.815	131.6	1:12.054	138.7	27.343		2:25.212
5	44.192	136.1	1:11.642	139.2	27.497	88.8	2:23.331	10							

4 Steve Russell (5)								Cooper Bristol Mk2 4/53							
lap	Sect-1	Speed	Sect-2	Speed	Sect-3	Speed	Laptime Pit	lap	Sect-1	Speed	Sect-2	Speed	Sect-3	Speed	Laptime Pit
1		101.2	1:24.213		31.126	73.3	2:58.528	5	48.966	112.0	1:19.644		29.277	84.1	2:37.887
2	52.344	108.8	1:21.858		29.332	84.8	2:43.534	6	50.608	110.4	1:19.495		29.263	79.8	2:39.366
3	49.111	113.0	1:20.198		29.185	83.7	2:38.494	7	49.449	113.7	1:20.287		29.438	81.7	2:39.174
4	49.342	110.6	1:19.839		29.612	80.4	2:38.793	8	50.358	113.6	1:19.438		29.490	81.2	2:39.286

5 Michel Baudin (9)								Cooper T45							
lap	Sect-1	Speed	Sect-2	Speed	Sect-3	Speed	Laptime Pit	lap	Sect-1	Speed	Sect-2	Speed	Sect-3	Speed	Laptime Pit
1		115.7	1:24.948		33.533	78.3	3:08.044	5	51.673	109.8	1:23.028		32.587	78.5	2:47.288
2	52.352	113.4	1:22.952		33.792	76.3	2:49.096	6	52.390	116.1	1:23.510		32.827	78.6	2:48.727
3	52.043	112.8	1:23.782		32.955	73.1	2:48.780	7	53.244	116.1	1:22.310		32.912	77.9	2:48.466
4	52.247	113.9	1:23.460		32.432	80.0	2:48.139	8	51.573	117.5	1:22.772		32.548	78.1	2:46.893

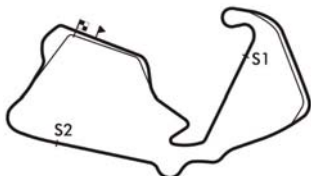
7 Paul Griffin (7B)								Cooper T51							
lap	Sect-1	Speed	Sect-2	Speed	Sect-3	Speed	Laptime Pit	lap	Sect-1	Speed	Sect-2	Speed	Sect-3	Speed	Laptime Pit
1		111.1	1:23.261		30.950	88.9	2:53.950	6	47.084	125.4	1:14.986		29.223	88.4	2:31.293
2	50.260	115.1	1:18.806		30.102	88.3	2:39.168	7	47.011	124.7	1:14.975	130.3	28.517	90.7	2:30.503
3	48.559	120.3	1:18.384	128.3	29.026	88.1	2:35.969	8	46.831	124.0	1:15.117	133.2	28.345	88.1	2:30.293
4	48.029	118.4	1:17.542		29.895	89.0	2:35.466	9	47.201	125.4	1:14.403		28.355	88.4	2:29.959
5	46.864	125.4	1:16.547	126.9	29.259	88.8	2:32.670	10							

8 Tony Ditheridge (9)								Cooper T45							
lap	Sect-1	Speed	Sect-2	Speed	Sect-3	Speed	Laptime Pit	lap	Sect-1	Speed	Sect-2	Speed	Sect-3	Speed	Laptime Pit
1		113.9	1:22.896	122.0	30.421	83.8	2:52.642	6	47.125	125.4	1:16.201		29.589	87.6	2:32.915
2	49.213	116.3	1:17.833		30.245	81.2	2:37.291	7	47.078	124.5	1:16.311		28.957	86.1	2:32.346
3	49.275	119.4	1:18.092		29.469	83.9	2:36.836	8	47.224	123.6	1:16.179		29.658	80.2	2:33.061
4	49.865	116.3	1:17.762		29.140	81.9	2:36.767	9	47.475	122.2	1:16.276		29.485	86.3	2:33.236
5	47.438	120.5	1:17.943		29.885	86.1	2:35.266	10							

9 Mark Daniell (9)								Cooper T45							
lap	Sect-1	Speed	Sect-2	Speed	Sect-3	Speed	Laptime Pit	lap	Sect-1	Speed	Sect-2	Speed	Sect-3	Speed	Laptime Pit
1		112.0	1:19.812		29.668	83.0	2:59.163	5	46.727	123.4	1:14.546		29.048	86.6	2:30.321
2	49.800	120.1	1:17.600		31.023	85.4	2:38.423	6	48.348	122.0	1:13.942		28.812	88.1	2:31.102
3	1:14.578	108.8	1:15.071		28.333	91.1	2:57.982	7	46.997	124.5	1:14.284		29.022	89.8	2:30.303
4	48.393	120.3	1:15.066		28.819	90.6	2:32.278	8	47.487	124.5	1:16.155		28.339	90.7	2:31.981

10 William Nuthall (7B)								Cooper T53							
lap	Sect-1	Speed	Sect-2	Speed	Sect-3	Speed	Laptime Pit	lap	Sect-1	Speed	Sect-2	Speed	Sect-3	Speed	Laptime Pit
1		131.6	1:12.627	137.2	27.075	97.5	2:24.730	6	43.186	132.6	1:10.308	136.7	26.408	98.0	2:19.902
2	43.980	131.8	1:11.045	136.1	26.500	98.5	2:21.525	7	43.622	132.6	1:10.037	139.2	26.909	97.1	2:20.568
3	43.278	132.6	1:10.578	135.8	26.338	98.0	2:20.194	8	43.727	130.8	1:10.929	137.8	27.071	96.6	2:21.727
4	43.192	131.8	1:10.439	135.8	26.347	98.4	2:19.978	9	43.689	132.9	1:11.978	137.8	26.786	93.7	2:22.453
5	43.172	132.4	1:09.952		26.239	98.5	2:19.363	10							

11 Jon Fairley (12)								Brabham BT11/19							
lap	Sect-1	Speed	Sect-2	Speed	Sect-3	Speed	Laptime Pit	lap	Sect-1	Speed	Sect-2	Speed	Sect-3	Speed	Laptime Pit
1		131.1	1:10.994		26.843	97.5	2:23.072	6	43.136	132.1	1:10.087		27.336	90.3	2:20.559
2	43.466	125.0	1:10.325		26.660	98.5	2:20.451	7	44.215	132.6				95.1	2:20.682
3	43.315	133.4	1:10.174		26.633	98.0	2:20.122	8	43.673	130.8					2:20.301
4	43.504	133.4	1:09.474		26.548	97.0	2:19.526	9	43.426	129.3	1:12.732		25.993		2:22.151
5	43.529	133.4	1:10.040		26.398	96.0	2:19.967	10							



**Session Start: 16:41:32 - Finish: 17:02:34**  
**Weather/Track Conditions: Overcast / Dry**  
**Circuit: Silverstone Historic Grand Prix**  
**Track Length: 5.857 Km - 3.6394 miles**

# Silverstone Classic - 28 - 30 Jul 2017

## Maserati Trophy For HGPCA Pre '66 Grand Prix Cars

### Race 8 - Sector Analysis

12 Rudi Friedrichs (7B)								Cooper T53							
lap	Sect-1	Speed	Sect-2	Speed	Sect-3	Speed	Laptime Pit	lap	Sect-1	Speed	Sect-2	Speed	Sect-3	Speed	Laptime Pit
1		117.9	1:15.927	132.6	29.700	90.1	2:37.041	3	48.985	116.5	1:17.524		In		2:47.690 P
2	47.285	117.9	1:18.716	110.9	30.127	90.6	2:36.128	4							

14 Richard Wilson (7B)								Cooper T51							
lap	Sect-1	Speed	Sect-2	Speed	Sect-3	Speed	Laptime Pit	lap	Sect-1	Speed	Sect-2	Speed	Sect-3	Speed	Laptime Pit
1		121.1	1:19.483		30.100	90.1	2:42.536	6	48.142	121.6	1:17.349		29.103	91.2	2:34.594
2	49.414	117.3	1:17.125		29.486	90.0	2:36.025	7	47.094	120.5	1:16.101		29.103	86.7	2:32.298
3	46.939	119.4	1:17.118		29.968	92.1	2:34.025	8	48.034	120.3	1:17.447		29.532	86.9	2:35.013
4	47.663	122.7	1:16.082		29.558	89.7	2:33.303	9	48.941	119.2	1:15.724		29.147	88.5	2:33.812
5	49.338	107.9	1:17.720		29.108	90.0	2:36.166	10							

16 Marc Valvekens (8)								Aston Martin DBR4/4							
lap	Sect-1	Speed	Sect-2	Speed	Sect-3	Speed	Laptime Pit	lap	Sect-1	Speed	Sect-2	Speed	Sect-3	Speed	Laptime Pit
1		115.5	1:23.389	127.6	30.909	87.0	2:53.533	6	47.632	124.7	1:16.400	129.6	29.247	89.8	2:33.279
2	49.265	116.1	1:19.634	129.8	30.127	89.1	2:39.026	7	47.435	122.0	1:16.339	130.6	29.122	89.1	2:32.896
3	48.844	120.3	1:18.728	128.3	30.051	88.4	2:37.623	8	47.096	123.8	1:16.715	130.6	29.690	84.2	2:33.501
4	48.529	119.2	1:18.355	126.4	29.526	89.6	2:36.410	9	48.669	121.8	1:17.563	123.6	30.087	84.4	2:36.319
5	47.656	122.7	1:17.307	129.1	29.186	88.2	2:34.149	10							

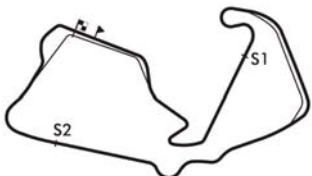
17 Tony Wood (7A)								Maserati TecMec							
lap	Sect-1	Speed	Sect-2	Speed	Sect-3	Speed	Laptime Pit	lap	Sect-1	Speed	Sect-2	Speed	Sect-3	Speed	Laptime Pit
1		125.2	1:13.813		28.131	88.8	2:29.490	6	46.613	126.4	1:14.167		27.992	86.8	2:28.772
2	45.721	127.8	1:13.412		28.351	89.8	2:27.484	7	46.434	123.6	1:12.959		27.242	90.7	2:26.635
3	45.489	128.6	1:13.846		27.909	90.9	2:27.244	8	45.402	129.6	1:12.706		28.090	84.2	2:26.198
4	45.131	129.8	1:13.015		28.771	85.3	2:26.917	9	45.388	129.8	1:13.025		27.233	88.4	2:25.646
5	45.775	128.6	1:13.560		28.185	91.4	2:27.520	10							

18 Nigel Batchelor (INV)								Kieft							
lap	Sect-1	Speed	Sect-2	Speed	Sect-3	Speed	Laptime Pit	lap	Sect-1	Speed	Sect-2	Speed	Sect-3	Speed	Laptime Pit
1		105.4	1:24.472	120.9	31.110	77.8	2:57.620	5	49.973	114.1	1:19.714	119.8	29.467	81.7	2:39.154
2	52.124	112.6	1:19.406	119.0	30.099	79.0	2:41.629	6	50.650	113.2	1:18.416	118.1	28.708	87.2	2:37.774
3	50.662	115.7	1:19.064	119.2	30.066	82.6	2:39.792	7	49.281	113.6	1:20.349	117.7	28.499	86.1	2:38.129
4	49.930	114.5	1:19.486	117.9	29.080	79.8	2:38.496	8	49.546	114.1	1:20.254	117.3	28.897	87.6	2:38.697

19 Paul Grant (5)								Cooper Bristol Mk2 3/52							
lap	Sect-1	Speed	Sect-2	Speed	Sect-3	Speed	Laptime Pit	lap	Sect-1	Speed	Sect-2	Speed	Sect-3	Speed	Laptime Pit
1		108.8	1:22.494		30.997	84.8	2:54.552	5	48.790	112.6	1:18.361		28.725	86.6	2:35.876
2	50.161	112.8	1:19.999		29.097	86.0	2:39.257	6	48.717	113.0	1:18.591		28.644	87.3	2:35.952
3	49.082	114.3	1:19.723		29.934	85.2	2:38.739	7	48.450	114.3	1:17.988		28.682	85.9	2:35.120
4	49.311	104.4	1:18.781		30.077	83.3	2:38.169	8	48.759	111.7	1:18.590		29.729	84.8	2:37.078

20 Alex Morton (10)								Lotus 21 939/952							
lap	Sect-1	Speed	Sect-2	Speed	Sect-3	Speed	Laptime Pit	lap	Sect-1	Speed	Sect-2	Speed	Sect-3	Speed	Laptime Pit
1		119.8	1:18.846	116.3	30.158	86.5	2:42.810	6	46.125	122.2	1:15.499	124.3	29.006	89.7	2:30.630
2	47.890	114.5	1:17.503	126.1	29.026	88.4	2:34.419	7	45.988	122.5	1:15.640	124.7	28.802	88.8	2:30.430
3	47.092	118.8	1:16.567	125.0	29.633	86.9	2:33.292	8	46.641	121.6	1:15.738	124.0	28.797	88.3	2:31.176
4	46.809	118.8	1:15.983	126.1	28.836	88.5	2:31.628	9	46.931	121.6	1:15.391	125.4	28.899	87.8	2:31.221
5	46.580	122.5	1:16.829	122.9	28.546	87.5	2:31.955	10							

21 Ian Nuthall (5)								Alta F2							
lap	Sect-1	Speed	Sect-2	Speed	Sect-3	Speed	Laptime Pit	lap	Sect-1	Speed	Sect-2	Speed	Sect-3	Speed	Laptime Pit
1		114.5	1:21.752	123.1	29.784	86.5	2:50.366	6	48.043	118.1	1:17.769	120.1	29.885	85.6	2:35.697
2	49.956	109.1	1:19.045	121.6	29.827	85.2	2:38.828	7	48.049	118.1	1:18.323	124.0	29.140	88.0	2:35.512
3	48.907	113.4	1:17.617	120.3	30.377	85.3	2:36.901	8	47.933	117.3	1:17.321	119.4	29.189	81.9	2:34.443
4	50.080	115.5	1:17.487	120.9	28.742	85.2	2:36.309	9	48.598	117.5	1:18.192	119.6	29.133	84.4	2:35.923
5	47.775	117.1	1:17.308	120.1	29.013	87.4	2:34.096	10							



**Session Start: 16:41:32 - Finish: 17:02:34**  
**Weather/Track Conditions: Overcast / Dry**  
**Circuit: Silverstone Historic Grand Prix**  
**Track Length: 5.857 Km - 3.6394 miles**



# Silverstone Classic - 28 - 30 Jul 2017

## Maserati Trophy For HGPCA Pre '66 Grand Prix Cars

### Race 8 - Sector Analysis

23 Barry Wood (5)								Cooper Bristol Mk1 6/52							
lap	Sect-1	Speed	Sect-2	Speed	Sect-3	Speed	Laptime Pit	lap	Sect-1	Speed	Sect-2	Speed	Sect-3	Speed	Laptime Pit
1		104.5	1:24.142		31.766	82.3	3:01.681	5	53.108	105.7	1:22.624		32.266	75.4	2:47.998
2	51.062	110.7	1:22.780		31.692	82.0	2:45.534	6	51.122	112.8	1:22.615		33.461	69.6	2:47.198
3	50.773	112.4	1:22.241		31.687	83.3	2:44.701	7	51.626	111.7	1:22.996		33.300	69.0	2:47.922
4	52.273	110.2	1:21.645		31.144	83.1	2:45.062	8	52.032	111.3	1:22.346		31.597	83.1	2:45.975

25 Martin Halusa (6)								Maserati 250F 2521							
lap	Sect-1	Speed	Sect-2	Speed	Sect-3	Speed	Laptime Pit	lap	Sect-1	Speed	Sect-2	Speed	Sect-3	Speed	Laptime Pit
1		113.2	1:23.135	126.6	30.189	85.5	2:52.936	6	48.943	120.7	1:17.025	129.6	28.472	88.2	2:34.440
2	49.300	117.3	1:18.133	126.1	29.770	86.4	2:37.203	7	47.979	119.6	1:17.449	126.1	28.563	90.0	2:33.991
3	48.720	118.1	1:17.974	126.4	29.684	84.8	2:36.378	8	47.149	120.1	1:16.895	127.3	28.550	88.8	2:32.594
4	48.736	119.0	1:16.142	126.6	28.440	90.4	2:33.318	9	47.407	118.4	1:16.852	125.7	28.840	89.0	2:33.099
5	47.599	111.3	1:17.157	126.6	29.798	87.8	2:34.554	10							

26 Joaquin Folch-Rusinol (7A)								Lotus 16 365							
lap	Sect-1	Speed	Sect-2	Speed	Sect-3	Speed	Laptime Pit	lap	Sect-1	Speed	Sect-2	Speed	Sect-3	Speed	Laptime Pit
1		115.9	1:13.914	136.7	28.284	91.2	2:31.132	6	46.207	128.1	1:13.504	133.7	28.282	92.8	2:27.993
2	45.614	120.9	1:13.525		28.570	93.7	2:27.709	7	48.398	95.1	1:17.736	109.1	28.852	91.6	2:34.986
3	44.825	129.3	1:13.241	136.4	28.148	93.5	2:26.214	8	48.292	95.9	1:16.915	113.7	30.217	83.2	2:35.424
4	45.286	125.7	1:12.059		28.526	81.9	2:25.871	9	48.583	97.8	1:18.114	106.4	29.927	82.2	2:36.624
5	45.852	129.3	1:13.401	133.4	27.986	92.1	2:27.239	10							

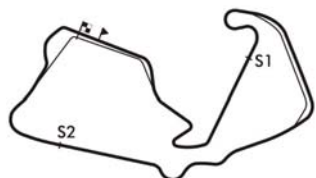
27 Andrew Smith (9)								Cooper Maserati T51							
lap	Sect-1	Speed	Sect-2	Speed	Sect-3	Speed	Laptime Pit	lap	Sect-1	Speed	Sect-2	Speed	Sect-3	Speed	Laptime Pit
1		113.7	1:20.842		30.152	89.7	2:48.010	6	47.648	126.1	1:13.502		28.121	91.3	2:29.271
2	47.874	127.6	1:15.052		29.544	83.8	2:32.470	7	46.789	129.8	1:15.104		28.725	94.4	2:30.618
3	47.945	126.4	1:15.492		29.398	92.3	2:32.835	8	47.362	123.8	1:14.194		28.005	94.7	2:29.561
4	47.804	127.6	1:13.631		28.532	92.6	2:29.967	9	46.257	125.7	1:14.653		28.277	91.4	2:29.187
5	46.253	119.6	1:23.762		29.130	89.8	2:39.145	10							

28 Eddie McGuire (8)								Scarab Offenhauser							
lap	Sect-1	Speed	Sect-2	Speed	Sect-3	Speed	Laptime Pit	lap	Sect-1	Speed	Sect-2	Speed	Sect-3	Speed	Laptime Pit
1		115.5	1:20.602		29.503	84.8	2:46.790	6	47.573	124.5	1:15.281		28.857	86.6	2:31.711
2	47.854	125.0	1:15.877		29.620	86.4	2:33.351	7	47.270	125.4	1:15.579		28.614	85.8	2:31.463
3	47.900	124.5	1:15.643		29.419	88.5	2:32.962	8	48.227	120.9	1:15.210		29.046	89.0	2:32.483
4	48.362	122.9	1:15.077		29.158	86.3	2:32.597	9	47.770	119.6	1:15.732		28.369	90.4	2:31.871
5	48.259	124.0	1:15.678		29.256	88.3	2:33.193	10							

29 Nick Fennell (11)								Lotus 25							
lap	Sect-1	Speed	Sect-2	Speed	Sect-3	Speed	Laptime Pit	lap	Sect-1	Speed	Sect-2	Speed	Sect-3	Speed	Laptime Pit
1		121.6	1:14.087	130.6	27.573	90.9	2:32.050	6	45.757	126.6	1:12.381	129.6	27.325	93.7	2:25.463
2	45.369	126.6	1:13.035	135.3	27.323	93.9	2:25.727	7	44.817	126.1	1:12.621	130.3	27.617	86.7	2:25.055
3	45.377	129.1	1:13.283	130.1	27.147	89.1	2:25.807	8	45.578	125.4	1:12.420	129.8	27.547	90.1	2:25.545
4	44.399	128.6	1:12.050	132.1	27.031	88.1	2:23.480	9	45.460	125.9	1:14.617	129.8	29.987	75.4	2:30.064
5	44.750	127.8	1:11.384	129.3	26.462	95.6	2:22.596	10							

30 Julian Bronson (8)								Scarab Offenhauser							
lap	Sect-1	Speed	Sect-2	Speed	Sect-3	Speed	Laptime Pit	lap	Sect-1	Speed	Sect-2	Speed	Sect-3	Speed	Laptime Pit
1		120.9	1:14.182		28.156	90.0	2:30.490	6	44.597	122.5	1:12.626		27.484	92.2	2:24.707
2	44.924	124.0	1:13.357		28.528	92.1	2:26.809	7	45.236	125.7	1:13.871		27.467	91.9	2:26.574
3	45.236	131.1	1:12.194		27.218	91.9	2:24.648	8	44.531	127.8	1:13.671		28.144	88.8	2:26.346
4	44.716	128.1	1:12.542		27.381	91.2	2:24.639	9	45.984	119.8	1:13.657		29.164	86.7	2:28.805
5	45.546	118.4	1:12.290		27.859	90.8	2:25.695	10							

33 Chris Phillips (5)								Cooper Bristol Mk2 6/53							
lap	Sect-1	Speed	Sect-2	Speed	Sect-3	Speed	Laptime Pit	lap	Sect-1	Speed	Sect-2	Speed	Sect-3	Speed	Laptime Pit
1		105.2	1:23.555	116.3	31.634	73.7	2:58.207	5	49.815	112.4	1:19.287		29.129	85.3	2:38.231
2	52.422	109.7	1:19.793	114.7	29.424	82.4	2:41.639	6	50.448	112.4	1:20.405	113.6	29.276	82.8	2:40.129
3	50.659	104.9	1:19.394		29.381	83.6	2:39.434	7	49.549	112.0	1:21.328		29.502	81.0	2:40.379
4	50.625	108.1	1:20.161	113.9	29.364	81.2	2:40.150	8	49.587	111.8	1:20.074	114.7	29.066	84.9	2:38.727



**Session Start: 16:41:32 - Finish: 17:02:34**  
**Weather/Track Conditions: Overcast / Dry**  
**Circuit: Silverstone Historic Grand Prix**  
**Track Length: 5.857 Km - 3.6394 miles**

# Silverstone Classic - 28 - 30 Jul 2017

## Maserati Trophy For HGPCA Pre '66 Grand Prix Cars

### Race 8 - Sector Analysis

34 John Bussey (7C)								Cooper T43							
lap	Sect-1	Speed	Sect-2	Speed	Sect-3	Speed	Laptime Pit	lap	Sect-1	Speed	Sect-2	Speed	Sect-3	Speed	Laptime Pit
1		107.4	1:22.351	114.9	32.315	75.9	2:57.380	5	49.964	111.5	1:19.723	117.3	29.672	81.8	2:39.359
2	51.393	110.4	1:20.036	117.3	30.246	80.1	2:41.675	6	51.282	110.9	1:21.940	118.8	30.246	81.0	2:43.468
3	49.953	113.7	1:19.603	117.7	30.108	83.8	2:39.664	7	50.982	110.7	1:19.764	119.2	29.163	83.1	2:39.909
4	49.652	112.0	1:19.244	117.3	29.567	83.4	2:38.463	8	48.649	113.9	1:19.210	117.7	28.898	83.9	2:36.757

35 Iain Rowley (10)								Assegai							
lap	Sect-1	Speed	Sect-2	Speed	Sect-3	Speed	Laptime Pit	lap	Sect-1	Speed	Sect-2	Speed	Sect-3	Speed	Laptime Pit
1		112.4	1:22.710	122.7	30.277	84.3	2:52.140	6	47.406	119.4	1:16.686	122.9	29.143	84.5	2:33.235
2	49.392	116.7	1:17.903		30.050	83.9	2:37.345	7	47.397	120.1	1:16.296	122.7	28.710	88.5	2:32.403
3	49.655	116.1	1:17.211	123.6	29.926	86.6	2:36.792	8	47.436	119.8	1:16.133	123.4	28.384	87.4	2:31.953
4	49.557	117.1	1:16.560	124.3	28.632	87.4	2:34.749	9	47.260	119.8	1:15.369	122.7	28.226	87.6	2:30.855
5	47.313	120.7	1:16.585	125.9	29.025	86.9	2:32.923	10							

36 Erik Staes (10)								Lotus 18/21 P2							
lap	Sect-1	Speed	Sect-2	Speed	Sect-3	Speed	Laptime Pit	lap	Sect-1	Speed	Sect-2	Speed	Sect-3	Speed	Laptime Pit
1		107.7	1:23.772	114.3	33.224	80.5	3:04.044	5	48.715	116.5	1:19.210	121.4	31.147	82.3	2:39.072
2	50.903	114.5	1:21.283	119.0	32.133	84.6	2:44.319	6	50.186	115.9	1:20.202	121.8	31.267	81.7	2:41.655
3	49.732	116.1	1:20.112	121.8	30.772	83.7	2:40.616	7	51.314	115.3	1:18.911	123.6	30.964	88.4	2:41.189
4	50.624	111.8	1:19.132	120.5	30.667	87.8	2:40.423	8	50.559	113.2	1:17.891	120.9	31.625	87.4	2:40.075

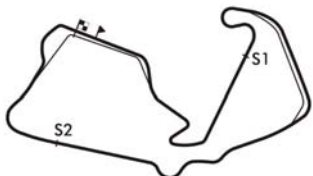
37 Charles Gillett (9)								Cooper T43							
lap	Sect-1	Speed	Sect-2	Speed	Sect-3	Speed	Laptime Pit	lap	Sect-1	Speed	Sect-2	Speed	Sect-3	Speed	Laptime Pit
1		112.6	1:18.007	128.3	28.530	89.0	2:40.548	6	46.968	124.5	1:15.282	123.6	28.920	88.4	2:31.170
2	46.678	122.2	1:15.443	129.1	27.967	91.6	2:30.088	7	48.015	122.9	1:14.208	129.6	28.076	91.1	2:30.299
3	46.166	124.0	1:14.492	129.8	28.496	89.2	2:29.154	8	47.298	122.7	1:13.304	133.2	28.669	88.0	2:29.271
4	49.148	121.6	1:14.170	131.3	28.204	87.5	2:31.522	9	46.413	122.9	1:13.859	128.1	27.969	85.5	2:28.241
5	46.980	122.9	1:15.019	128.3	28.318	90.9	2:30.317	10							

38 Tony Best (7A)								Ferrari Dino BR01							
lap	Sect-1	Speed	Sect-2	Speed	Sect-3	Speed	Laptime Pit	lap	Sect-1	Speed	Sect-2	Speed	Sect-3	Speed	Laptime Pit
1		120.7	1:21.910		29.989	82.2	2:47.770	6	47.696	121.6	1:15.264		28.871	90.0	2:31.831
2	49.091	112.4	1:15.955		28.818	89.7	2:33.864	7	47.298	124.0	1:16.120		28.741	87.5	2:32.159
3	47.481	126.9	1:15.435		29.158	88.3	2:32.074	8	47.707	120.7	1:16.175		28.682	89.2	2:32.564
4	47.799	119.8	1:15.840		28.884	88.8	2:32.523	9	47.623	127.1	1:15.506		28.469	89.4	2:31.598
5	48.715	103.9	1:15.144		29.119	86.8	2:32.978	10							

40 Tania Pilkington (9)								Cooper T43							
lap	Sect-1	Speed	Sect-2	Speed	Sect-3	Speed	Laptime Pit	lap	Sect-1	Speed	Sect-2	Speed	Sect-3	Speed	Laptime Pit
1		107.4	1:24.171	117.3	31.277	83.7	3:00.694	5	50.662	112.4	1:21.023	117.5	30.315	84.4	2:42.000
2	50.680	113.4	1:22.089	118.1	30.977	82.6	2:43.746	6	51.660	108.9	1:21.019	118.8	30.044	83.6	2:42.723
3	50.901	113.2	1:21.950	117.9	30.748	81.8	2:43.599	7	50.182	113.0	1:20.068	117.9	30.421	82.2	2:40.671
4	51.869	110.7	1:22.557	117.3	30.306	84.4	2:44.732	8	50.295	114.5	1:19.723	118.6	30.377	82.3	2:40.395

42 James Willis (9)								Cooper T45							
lap	Sect-1	Speed	Sect-2	Speed	Sect-3	Speed	Laptime Pit	lap	Sect-1	Speed	Sect-2	Speed	Sect-3	Speed	Laptime Pit
1		110.9	1:21.716	125.2	30.439	85.2	2:47.344	6	47.791	118.6	1:15.561	126.4	28.822	90.4	2:32.174
2	48.731	115.3	1:16.667	125.4	29.966	88.9	2:35.364	7	47.274	119.4	1:15.665	126.1	28.484	88.9	2:31.423
3	49.273	113.2	1:16.574		29.535	88.5	2:35.382	8	47.668	119.2	1:16.347	125.7	28.723	86.9	2:32.738
4	48.596	116.3	1:16.301	125.0	29.639	84.2	2:34.536	9	48.096	116.9	1:16.364	122.0	29.299	88.3	2:33.759
5	48.577	108.2	1:16.154		29.053	88.9	2:33.784	10							

43 Robi Bernberg (7C)								Cooper T43							
lap	Sect-1	Speed	Sect-2	Speed	Sect-3	Speed	Laptime Pit	lap	Sect-1	Speed	Sect-2	Speed	Sect-3	Speed	Laptime Pit
1		114.1	1:23.813		29.824	85.3	2:51.729	5	48.933	113.4	1:19.182	122.7	29.244	88.0	2:37.359
2	49.837	116.1	1:20.583	121.6	29.225	86.3	2:39.645	6	49.073	114.3	1:18.892		29.351	86.9	2:37.316
3	49.275	116.9	1:17.946	123.1	29.195	85.8	2:36.416	7	48.923	115.5	1:18.219		28.680	87.6	2:35.822
4	49.657	114.5	1:18.766		29.266	87.3	2:37.689	8	49.350	112.6	1:19.375		29.791	85.3	2:38.516



**Session Start: 16:41:32 - Finish: 17:02:34**  
**Weather/Track Conditions: Overcast / Dry**  
**Circuit: Silverstone Historic Grand Prix**  
**Track Length: 5.857 Km - 3.6394 miles**

# Silverstone Classic - 28 - 30 Jul 2017

## Maserati Trophy For HGPCA Pre '66 Grand Prix Cars

### Race 8 - Sector Analysis

44 Andrew Beaumont (11)								Lotus 24 944							
lap	Sect-1	Speed	Sect-2	Speed	Sect-3	Speed	Laptime Pit	lap	Sect-1	Speed	Sect-2	Speed	Sect-3	Speed	Laptime Pit
1		123.8	1:15.098	133.4	28.418	90.2	2:34.282	6	45.684	125.0	1:13.667	131.6	28.111	92.7	2:27.462
2	46.290	125.7	1:13.771	129.6	27.373	90.0	2:27.434	7	45.327	127.8	1:12.735	129.8	26.780	91.7	2:24.842
3	44.996	128.3	1:13.140	130.3	27.599	87.7	2:25.735	8	46.116	127.8	1:12.222	131.6	28.717	82.0	2:27.055
4	45.685	127.3	1:12.857	130.3	27.030	92.3	2:25.572	9	45.502	128.1	1:12.570	130.1	28.183	87.0	2:26.255
5	44.980	127.1	1:12.810	134.2	28.138	92.7	2:25.928	10							

46 Harindra de Silva (11)								Lotus 24 946							
lap	Sect-1	Speed	Sect-2	Speed	Sect-3	Speed	Laptime Pit	lap	Sect-1	Speed	Sect-2	Speed	Sect-3	Speed	Laptime Pit
1		107.0	1:24.458	123.6	30.222	82.7	2:55.139	5	48.563	112.2	1:18.365	121.8	29.250	86.9	2:36.178
2	49.563	115.3	1:20.380	116.7	30.124	86.1	2:40.067	6	48.111	116.7	1:19.022	124.0	29.843	84.0	2:36.976
3	47.726	117.9	1:19.558	126.1	29.662	84.5	2:36.946	7	48.181	112.0	1:17.497	125.0	30.229	82.7	2:35.907
4	49.975	104.7	1:19.838	124.0	29.367	82.8	2:39.180	8	47.502	116.3	1:20.088	121.6	29.336	81.2	2:36.926

47 Carlos Miguens (11)								Lotus 24 947							
lap	Sect-1	Speed	Sect-2	Speed	Sect-3	Speed	Laptime Pit	lap	Sect-1	Speed	Sect-2	Speed	Sect-3	Speed	Laptime Pit
1		111.7	1:21.216	125.2	29.383	83.1	2:49.525	5	49.330	116.1	1:19.469	123.6	29.223	85.7	2:38.022
2	50.155	117.3	1:18.409	124.3	29.851	82.7	2:38.415	6	47.965	118.6	1:17.762	122.9	29.484	85.8	2:35.211
3	48.253	118.8	1:18.954	120.7	29.937	84.2	2:37.144	7	47.979	117.9	1:19.268	122.0	29.598	83.5	2:36.845
4	50.538	117.1	1:18.728	120.9	29.905	83.7	2:39.171	8	49.921	118.1	1:19.733	118.4	29.395	83.7	2:39.049

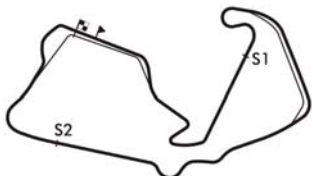
50 Tony Smith (7B)								Cooper T51							
lap	Sect-1	Speed	Sect-2	Speed	Sect-3	Speed	Laptime Pit	lap	Sect-1	Speed	Sect-2	Speed	Sect-3	Speed	Laptime Pit
1		115.3	1:22.284	130.3	31.788	79.7	2:57.921	5	48.764	125.0	1:17.881	131.6	30.534	88.3	2:37.179
2	49.317	124.3	1:18.776	124.5	31.465	82.0	2:39.558	6	48.725	125.2	1:17.816	131.1	30.938	87.2	2:37.479
3	49.257	125.2	1:18.990	133.2	30.980	89.1	2:39.227	7	49.170	124.3	1:18.172	131.1	31.015	87.2	2:38.357
4	48.576	127.6	1:17.976	124.5	31.129	87.0	2:37.681	8	48.964	122.5	1:17.152	129.3	30.504	89.0	2:36.620

52 Tom Dark (7B)								Cooper T51							
lap	Sect-1	Speed	Sect-2	Speed	Sect-3	Speed	Laptime Pit	lap	Sect-1	Speed	Sect-2	Speed	Sect-3	Speed	Laptime Pit
1		125.4	1:15.223	135.0	29.046	87.0	2:35.556	3	46.224	129.8	1:12.403		28.102	88.8	2:26.729
2	46.850	123.6	1:13.955	138.4	28.053	88.9	2:28.858	4	46.138	129.8	1:22.567	134.5	28.343	89.7	2:37.048

53 Scotty Taylor (12)								Cooper T53							
lap	Sect-1	Speed	Sect-2	Speed	Sect-3	Speed	Laptime Pit	lap	Sect-1	Speed	Sect-2	Speed	Sect-3	Speed	Laptime Pit
1		124.5	1:22.391	130.8	32.381	82.7	3:03.070	5	49.891	122.2	1:20.381		33.152	64.7	2:43.424
2	50.550	118.1	1:20.514	118.6	31.862	85.2	2:42.926	6	50.421	118.8	1:19.771	129.8	31.706	79.9	2:41.898
3	49.359	125.7	1:18.749		30.770	79.0	2:38.878	7	51.015	121.6	1:18.672		31.342	78.4	2:41.029
4	49.638	121.4	1:18.647		31.298	83.0	2:39.583	8	51.476	104.4	1:20.783		32.412	80.9	2:44.671

55 Fred Harper (8)								Kurtis Offenhauser							
lap	Sect-1	Speed	Sect-2	Speed	Sect-3	Speed	Laptime Pit	lap	Sect-1	Speed	Sect-2	Speed	Sect-3	Speed	Laptime Pit
1		118.1	1:20.791		29.860	83.1	2:45.390	6	46.135	122.0	1:13.402		28.963	90.3	2:28.500
2	47.185	117.3	1:16.647		30.308	90.0	2:34.140	7	45.876	121.1	1:14.000		28.891	90.4	2:28.767
3	46.227	120.7	1:15.442		30.086	94.3	2:31.755	8	46.504	127.3	1:14.577		28.579	92.7	2:29.660
4	46.494	117.7	1:14.188		28.836	89.6	2:29.518	9	47.817	124.7	1:13.556		28.919	90.6	2:30.292
5	45.979	108.4	1:14.835		29.530	87.6	2:30.344	10							

62 Chris Milner (11)								Lotus 24 P1							
lap	Sect-1	Speed	Sect-2	Speed	Sect-3	Speed	Laptime Pit	lap	Sect-1	Speed	Sect-2	Speed	Sect-3	Speed	Laptime Pit
1		116.9	1:18.207	133.9	29.495	90.0	2:42.965	6	45.715	130.1	1:14.095	133.9	28.070	91.4	2:27.880
2	48.207	121.8	1:15.921	132.4	27.924	94.1	2:32.052	7	47.859	126.9	1:13.576	133.2	28.295	89.8	2:29.730
3	46.385	128.8	1:14.570	132.4	28.382	95.7	2:29.337	8	48.077	122.0	1:13.771	133.4	27.900	95.1	2:29.748
4	46.121	126.4	1:18.120	131.8	27.757	95.3	2:31.998	9	47.580	128.3	1:13.823	133.4	31.764	78.8	2:33.167
5	46.941	117.7	1:13.905		27.885	94.3	2:28.731	10							



**Session Start: 16:41:32 - Finish: 17:02:34**  
**Weather/Track Conditions: Overcast / Dry**  
**Circuit: Silverstone Historic Grand Prix**  
**Track Length: 5.857 Km - 3.6394 miles**

# Silverstone Classic - 28 - 30 Jul 2017

## Maserati Trophy For HGPCA Pre '66 Grand Prix Cars

### Race 8 - Sector Analysis

66 Sid Hoole (11)								Cooper T66 F1							
lap	Sect-1	Speed	Sect-2	Speed	Sect-3	Speed	Laptime Pit	lap	Sect-1	Speed	Sect-2	Speed	Sect-3	Speed	Laptime Pit
1		124.3	1:14.925	136.4	28.659	91.1	2:34.123	6	45.339	127.8	1:13.238	135.0	28.070	91.9	2:26.647
2	46.707	126.9	1:14.211	134.8	27.759	92.2	2:28.677	7	46.352	129.3	1:12.413	135.3	27.058	92.1	2:25.823
3	45.798	128.6	1:12.759	133.9	27.825	87.4	2:26.382	8	45.788	131.3	1:11.982		28.431	93.7	2:26.201
4	45.716	126.6	1:12.827	135.3	27.480	94.9	2:26.023	9	45.499	128.6	1:12.199	135.6	27.651	90.1	2:25.349
5	45.339	129.3	1:12.543	135.3	27.240	93.9	2:25.122	10							

70 Guy Plante (9)								Cooper T45							
lap	Sect-1	Speed	Sect-2	Speed	Sect-3	Speed	Laptime Pit	lap	Sect-1	Speed	Sect-2	Speed	Sect-3	Speed	Laptime Pit
1		105.2	1:25.731		32.747	76.3	3:06.524	5	51.447	105.2	1:21.928		30.741	82.0	2:44.116
2	50.833	107.2	1:23.094		32.470	71.4	2:46.397	6	50.408	113.2	1:19.159		30.342	83.6	2:39.909
3	51.222	105.0	1:22.923		31.525	78.5	2:45.670	7	49.359	117.5	1:17.628		29.512	84.6	2:36.499
4	50.113	116.3	1:18.995		30.133	86.0	2:39.241	8	48.870	109.8	1:20.407		30.380	79.8	2:39.657

71 Alan Baillie (10)								Cooper T71/73							
lap	Sect-1	Speed	Sect-2	Speed	Sect-3	Speed	Laptime Pit	lap	Sect-1	Speed	Sect-2	Speed	Sect-3	Speed	Laptime Pit
1		123.8	1:53.571	129.1	29.462	84.0	3:18.030	5	48.842	120.5	1:16.459	128.1	31.404	77.0	2:36.705
2	49.476	117.9	1:17.974	128.1	30.490	79.1	2:37.940	6	48.240	121.6	1:17.059	128.8	29.058	82.5	2:34.357
3	48.914	116.7	1:18.597	126.6	29.923	80.7	2:37.434	7	49.094	122.5	1:16.336	133.4	29.631	85.2	2:35.061
4	49.020	120.7	1:17.992	129.1	29.743	83.7	2:36.755	8	48.158	124.3	1:15.616	132.4	29.062	82.6	2:32.836

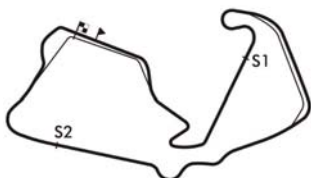
77 Geraint Owen (8)								Kurtis 500C							
lap	Sect-1	Speed	Sect-2	Speed	Sect-3	Speed	Laptime Pit	lap	Sect-1	Speed	Sect-2	Speed	Sect-3	Speed	Laptime Pit
1		122.2	1:15.366	141.3	28.767	93.2	2:36.162	6	47.546	121.8	1:14.887		28.976	92.3	2:31.409
2	46.957	118.8	1:15.348	134.5	29.657	91.3	2:31.962	7	46.913	131.1	1:14.028	138.9	28.889	92.1	2:29.830
3	46.799	122.9	1:15.395	137.8	29.410	90.2	2:31.604	8	46.711	128.8	1:14.028	142.8	29.005	93.2	2:29.744
4	47.479	124.7	1:15.007	135.6	28.920	92.3	2:31.406	9	48.570	118.4	1:14.847	134.5	30.308	85.9	2:33.725
5	46.399	115.7	1:14.582	140.7	29.136	91.3	2:30.117	10							

80 Nick Taylor (10)								Lotus 18 914							
lap	Sect-1	Speed	Sect-2	Speed	Sect-3	Speed	Laptime Pit	lap	Sect-1	Speed	Sect-2	Speed	Sect-3	Speed	Laptime Pit
1		120.3	1:18.283	123.8	29.284	90.9	2:41.016	6	45.958	124.0	1:15.133	125.7	28.212	91.4	2:29.303
2	46.555	120.5	1:16.848	124.3	29.115	90.7	2:32.518	7	46.181	124.3	1:14.771	127.3	28.080	90.8	2:29.032
3	47.142	121.6	1:16.110	126.1	28.451	90.0	2:31.703	8	46.643	119.6	1:14.925	127.3	28.020	91.3	2:29.588
4	46.556	121.8	1:15.994	124.0	28.033	92.3	2:30.583	9	47.043	120.1	1:15.558	127.1	29.488	86.7	2:32.089
5	46.245	120.3	1:15.832	126.6	28.192	93.2	2:30.269	10							

88 Bernardo Hartogs (10)								Lotus 18/21 916							
lap	Sect-1	Speed	Sect-2	Speed	Sect-3	Speed	Laptime Pit	lap	Sect-1	Speed	Sect-2	Speed	Sect-3	Speed	Laptime Pit
1		99.4	1:22.684	118.8	31.790	78.8	2:57.035	5	48.729	114.5	1:17.512	125.9	29.583	85.4	2:35.824
2	49.783	112.6	1:18.427	122.9	31.155	81.0	2:39.365	6	48.987	119.0	1:18.582	127.6	30.373	82.0	2:37.942
3	50.166	112.0	1:17.830	127.1	30.167	86.0	2:38.163	7	48.087	115.5	1:17.078	122.5	29.575	85.6	2:34.740
4	48.508	117.7	1:17.488	129.6	29.973	85.4	2:35.969	8	48.548	120.9	1:17.074	128.6	29.320	86.3	2:34.942

118 Sam Wilson (7B)								Lotus 18 372							
lap	Sect-1	Speed	Sect-2	Speed	Sect-3	Speed	Laptime Pit	lap	Sect-1	Speed	Sect-2	Speed	Sect-3	Speed	Laptime Pit
1		127.8	1:11.392	137.0	26.538	98.0	2:22.422	6	43.209	131.6	1:10.107	138.4	25.869	97.7	2:19.185
2	43.810	129.8	1:10.382	137.8	25.912	100.5	2:20.104	7	43.579	133.7	1:11.182	136.1	26.388	96.0	2:21.149
3	42.954	130.3	1:09.219	137.8	25.968	97.7	2:18.141	8	43.975	132.1	1:09.510	130.3	28.222	92.9	2:21.707
4	42.852	134.5	1:09.687	138.1	25.964	100.5	2:18.503	9	44.952	131.3	1:10.542	121.6	27.641	74.9	2:23.135
5	43.066	135.3	1:09.560	139.5	25.893	99.0	2:18.519	10							

121 Dan Collins (10)								Lotus 21 933							
lap	Sect-1	Speed	Sect-2	Speed	Sect-3	Speed	Laptime Pit	lap	Sect-1	Speed	Sect-2	Speed	Sect-3	Speed	Laptime Pit
1		121.8	1:17.553	127.1	29.882	90.8	2:39.590	6	46.016	123.6	1:14.267	125.2	28.254	91.8	2:28.537
2	46.550	122.9	1:16.499	125.9	29.023	91.1	2:32.072	7	46.013	121.8	1:14.436	126.4	28.714	88.5	2:29.163
3	46.605	123.6	1:14.618	127.3	28.084	92.4	2:29.307	8	46.372	122.7	1:14.159	126.1	29.088	89.4	2:29.619
4	47.056	123.1	1:15.911	126.4	28.364	92.6	2:31.331	9	46.465	122.7	1:15.235	125.2	28.822	88.0	2:30.522
5	46.500	124.5	1:15.017	127.3	28.336	91.8	2:29.853	10							



**Session Start: 16:41:32 - Finish: 17:02:34**  
**Weather/Track Conditions: Overcast / Dry**  
**Circuit: Silverstone Historic Grand Prix**  
**Track Length: 5.857 Km - 3.6394 miles**

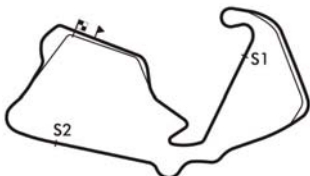
# Silverstone Classic - 28 - 30 Jul 2017

## Maserati Trophy For HGPCA Pre '66 Grand Prix Cars

### Race 8 - Sector Analysis

129 Paul Woolley (11)								Scirocco F1 63							
lap	Sect-1	Speed	Sect-2	Speed	Sect-3	Speed	Laptime Pit	lap	Sect-1	Speed	Sect-2	Speed	Sect-3	Speed	Laptime Pit
1		105.8	1:20.922	123.1	29.311	88.3	2:48.537	6	46.476	116.9	1:16.006	123.4	28.402	91.2	2:30.884
2	51.557	107.0	1:18.393	115.3	30.376	80.4	2:40.326	7	46.847	117.3	1:14.971	125.9	28.423	88.0	2:30.241
3	48.527	108.8	1:17.770	123.8	30.480	85.5	2:36.777	8	47.951	110.6	1:16.258	122.5	29.465	89.6	2:33.674
4	48.024	111.3	1:16.245	124.0	28.258	88.8	2:32.527	9	48.984	114.5	1:16.375	125.2	28.826	87.6	2:34.185
5	46.892	104.9	1:16.048	124.0	28.330	90.4	2:31.270	10							

248 Klaus Lehr (6)								Maserati 250F CM5							
lap	Sect-1	Speed	Sect-2	Speed	Sect-3	Speed	Laptime Pit	lap	Sect-1	Speed	Sect-2	Speed	Sect-3	Speed	Laptime Pit
1		120.7	1:22.668	128.3	30.642	88.3	2:54.235	5	47.583	115.9	1:16.978	128.6	29.704	89.6	2:34.265
2	49.645	112.2	1:19.102	127.1	30.411	90.1	2:39.158	6	48.096	113.6	1:18.045	128.1	29.418	89.1	2:35.559
3	48.956	116.3	1:19.293	126.1	29.899	83.8	2:38.148	7	47.976	119.2	1:18.012	128.6	29.554	87.0	2:35.542
4	50.100	108.9	1:18.061	125.0	29.522	90.1	2:37.683	8	48.321	109.1	1:18.137	129.6	29.201	88.8	2:35.659



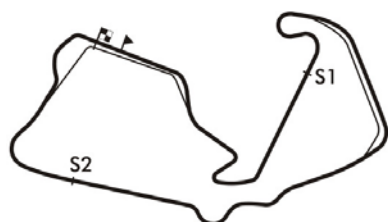
**Session Start: 16:41:32 - Finish: 17:02:34**  
**Weather/Track Conditions: Overcast / Dry**  
**Circuit: Silverstone Historic Grand Prix**  
**Track Length: 5.857 Km - 3.6394 miles**

# Silverstone Classic - 28 - 30 Jul 2017

## Maserati Trophy For HGPCA Pre '66 Grand Prix Cars

### Race 8 - Best Sector Times

	SECTOR 1			SECTOR 2			SECTOR 3			IDEAL / BEST LAP COMPARISON					
	NO	TIME	LAP	NO	TIME	LAP	NO	TIME	LAP	NO	NAME	BEST	IN	IDEAL	DIFF
1	118	42.852	4	118	1:09.219	3	118	25.869	6	118	Sam Wilson	2:18.141	3	2:17.940	+0.201
2	11	43.136	6	11	1:09.474	4	11	25.993	9	10	William Nuthall	2:19.363	5	2:19.363	+0.000
3	10	43.172	5	10	1:09.952	5	10	26.239	5	11	Jon Fairley	2:19.526	4	2:18.603	+0.923
4	3	44.192	5	3	1:11.052	1	29	26.462	5	29	Nick Fennell	2:22.596	5	2:22.245	+0.351
5	29	44.399	4	29	1:11.384	5	44	26.780	7	3	Barry Cannell	2:23.215	3	2:22.187	+1.028
6	30	44.531	8	66	1:11.982	8	3	26.943	4	30	Julian Bronson	2:24.639	4	2:23.943	+0.696
7	26	44.825	3	26	1:12.059	4	66	27.058	7	44	Andrew Beaumont	2:24.842	7	2:23.982	+0.860
8	44	44.980	5	30	1:12.194	3	30	27.218	3	66	Sid Hoole	2:25.122	5	2:24.379	+0.743
9	17	45.131	4	44	1:12.222	8	17	27.233	9	17	Tony Wood	2:25.646	9	2:25.070	+0.576
10	66	45.339	5	52	1:12.403	3	62	27.757	4	26	Joaquin Folch-Rusir	2:25.871	4	2:24.870	+1.001
11	62	45.715	6	17	1:12.706	8	37	27.967	2	62	Chris Milner	2:27.880	6	2:27.048	+0.832
12	55	45.876	7	37	1:13.304	8	26	27.986	5	37	Charles Gillett	2:28.241	9	2:27.437	+0.804
13	80	45.958	6	55	1:13.402	6	27	28.005	8	55	Fred Harper	2:28.500	6	2:27.857	+0.643
14	20	45.988	7	27	1:13.502	6	80	28.020	8	121	Dan Collins	2:28.537	6	2:28.256	+0.281
15	121	46.013	7	62	1:13.576	7	52	28.053	2	80	Nick Taylor	2:29.032	7	2:28.749	+0.283
16	52	46.138	4	9	1:13.942	6	121	28.084	3	27	Andrew Smith	2:29.187	9	2:27.760	+1.427
17	37	46.166	3	77	1:14.028	7	35	28.226	9	77	Geraint Owen	2:29.744	8	2:29.194	+0.550
18	27	46.253	5	121	1:14.159	8	129	28.258	4	7	Paul Griffin	2:29.959	9	2:29.579	+0.380
19	77	46.399	5	7	1:14.403	9	9	28.333	3	129	Paul Woolley	2:30.241	7	2:29.705	+0.536
20	129	46.476	6	80	1:14.771	7	7	28.345	8	9	Mark Daniell	2:30.303	7	2:29.002	+1.301
21	9	46.727	5	129	1:14.971	7	28	28.369	9	20	Alex Morton	2:30.430	7	2:29.925	+0.505
22	7	46.831	8	28	1:15.077	4	25	28.440	4	35	Iain Rowley	2:30.855	9	2:30.855	+0.000
23	14	46.939	3	38	1:15.144	5	38	28.469	9	42	James Willis	2:31.423	7	2:31.319	+0.104
24	8	47.078	7	35	1:15.369	9	42	28.484	7	28	Eddie McGuire	2:31.463	7	2:30.716	+0.747
25	16	47.096	8	20	1:15.391	9	18	28.499	7	38	Tony Best	2:31.598	9	2:30.911	+0.687
26	25	47.149	8	42	1:15.561	6	20	28.546	5	14	Richard Wilson	2:32.298	7	2:31.766	+0.532
27	35	47.260	9	71	1:15.616	8	55	28.579	8	8	Tony Ditheridge	2:32.346	7	2:32.214	+0.132
28	28	47.270	7	14	1:15.724	9	19	28.644	6	25	Martin Halusa	2:32.594	8	2:31.731	+0.863
29	42	47.274	7	12	1:15.927	1	43	28.680	7	71	Alan Baillie	2:32.836	8	2:32.832	+0.004
30	12	47.285	2	25	1:16.142	4	21	28.742	4	16	Marc Valvekens	2:32.896	7	2:32.557	+0.339
31	38	47.298	7	8	1:16.179	8	77	28.767	1	21	Ian Nuthall	2:34.096	5	2:33.825	+0.271
32	46	47.502	8	16	1:16.339	7	34	28.898	8	248	Klaus Lehr	2:34.265	5	2:33.762	+0.503
33	248	47.583	5	248	1:16.978	5	8	28.957	7	88	Bernardo Hartogs	2:34.740	7	2:34.481	+0.259
34	21	47.775	5	88	1:17.074	8	71	29.058	6	19	Paul Grant	2:35.120	7	2:35.082	+0.038
35	47	47.965	6	50	1:17.152	8	33	29.066	8	47	Carlos Miguens	2:35.211	6	2:34.950	+0.261
36	88	48.087	7	21	1:17.308	5	14	29.103	6	43	Robi Bernberg	2:35.822	7	2:35.549	+0.273
37	71	48.158	8	46	1:17.497	7	16	29.122	7	46	Harindra de Silva	2:35.907	7	2:34.249	+1.658
38	19	48.450	7	70	1:17.628	7	4	29.185	3	70	Guy Plante	2:36.499	7	2:36.010	+0.489
39	50	48.576	4	47	1:17.762	6	248	29.201	8	50	Tony Smith	2:36.620	8	2:36.232	+0.388
40	34	48.649	8	36	1:17.891	8	47	29.223	5	34	John Bussey	2:36.757	8	2:36.757	+0.000
41	36	48.715	5	43	1:17.946	3	46	29.250	5	18	Nigel Batchelor	2:37.774	6	2:36.196	+1.578
42	70	48.870	8	19	1:17.988	7	88	29.320	8	4	Steve Russell	2:37.887	5	2:37.589	+0.298
43	43	48.923	7	18	1:18.416	6	70	29.512	7	33	Chris Phillips	2:38.231	5	2:37.902	+0.329
44	4	48.966	5	53	1:18.647	4	12	29.700	1	53	Scotty Taylor	2:38.878	3	2:38.776	+0.102
45	18	49.281	7	34	1:19.210	8	40	30.044	6	36	Erik Staes	2:39.072	5	2:37.273	+1.799
46	53	49.359	3	33	1:19.287	5	50	30.504	8	40	Tania Pilkington	2:40.395	8	2:39.949	+0.446
47	33	49.549	7	4	1:19.438	8	36	30.667	4	23	Barry Wood	2:44.701	3	2:43.562	+1.139



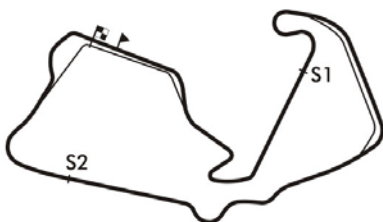
**Session Start: 16:41:32 - Finish: 17:02:34**  
**Weather/Track Conditions: Overcast / Dry**  
**Circuit: Silverstone Historic Grand Prix**  
**Track Length: 5.857 Km - 3.6394 miles**

# Silverstone Classic - 28 - 30 Jul 2017

## Maserati Trophy For HGPCA Pre '66 Grand Prix Cars

### Race 8 - Best Sector Times

48	40	50.182	7	40	1:19.723	8	53	30.770	3
49	23	50.773	3	23	1:21.645	4	23	31.144	4
50	5	51.573	8	5	1:22.310	7	5	32.432	4



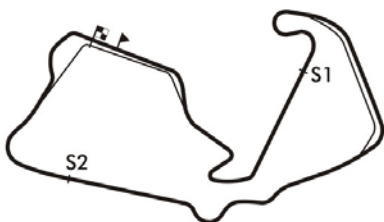
**Session Start: 16:41:32 - Finish: 17:02:34**  
**Weather/Track Conditions: Overcast / Dry**  
**Circuit: Silverstone Historic Grand Prix**  
**Track Length: 5.857 Km - 3.6394 miles**

# Silverstone Classic - 28 - 30 Jul 2017

## Maserati Trophy For HGPCA Pre '66 Grand Prix Cars

### Race 8 - Best Sector Times

5	Michel Baudin	2:46.893	8	2:46.315	+0.578
52	Tom Dark	2:26.729	3	2:26.594	+0.135
12	Rudi Friedrichs	2:36.128	2	2:32.912	+3.216



**Session Start: 16:41:32 - Finish: 17:02:34**  
**Weather/Track Conditions: Overcast / Dry**  
**Circuit: Silverstone Historic Grand Prix**  
**Track Length: 5.857 Km - 3.6394 miles**



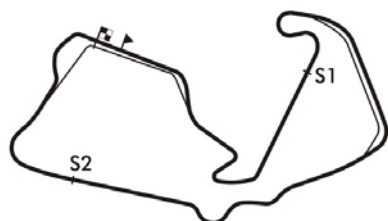


# Silverstone Classic - 28 - 30 Jul 2017

## Maserati Trophy For HGPCA Pre '66 Grand Prix Cars

### Race 8 - Best Sector Speeds

	NO	SECTOR 1	MPH	NO	SECTOR 2	MPH	NO	SECTOR 3	MPH
1	3	Barry Cannell	136.1	77	Geraint Owen	142.8	118	Sam Wilson	100.5
2	118	Sam Wilson	135.3	3	Barry Cannell	141.0	10	William Nuthall	98.5
3	11	Jon Fairley	133.4	118	Sam Wilson	139.5	11	Jon Fairley	98.5
4	10	William Nuthall	132.9	10	William Nuthall	139.2	3	Barry Cannell	97.1
5	66	Sid Hoole	131.3	52	Tom Dark	138.4	62	Chris Milner	95.7
6	30	Julian Bronson	131.1	26	Joaquin Folch-Rusinol	136.7	29	Nick Fennell	95.6
7	77	Geraint Owen	131.1	66	Sid Hoole	136.4	66	Sid Hoole	94.9
8	62	Chris Milner	130.1	29	Nick Fennell	135.3	27	Andrew Smith	94.7
9	17	Tony Wood	129.8	44	Andrew Beaumont	134.2	55	Fred Harper	94.3
10	27	Andrew Smith	129.8	62	Chris Milner	133.9	26	Joaquin Folch-Rusinol	93.7
11	52	Tom Dark	129.8	71	Alan Baillie	133.4	77	Geraint Owen	93.2
12	26	Joaquin Folch-Rusinol	129.3	7	Paul Griffin	133.2	80	Nick Taylor	93.2
13	29	Nick Fennell	129.1	37	Charles Gillett	133.2	44	Andrew Beaumont	92.7
14	44	Andrew Beaumont	128.3	50	Tony Smith	133.2	121	Dan Collins	92.6
15	50	Tony Smith	127.6	12	Rudi Friedrichs	132.6	30	Julian Bronson	92.2
16	55	Fred Harper	127.3	53	Scotty Taylor	130.8	14	Richard Wilson	92.1
17	38	Tony Best	127.1	16	Marc Valvekens	130.6	37	Charles Gillett	91.6
18	53	Scotty Taylor	125.7	25	Martin Halusa	129.6	17	Tony Wood	91.4
19	7	Paul Griffin	125.4	88	Bernardo Hartogs	129.6	129	Paul Woolley	91.2
20	8	Tony Ditheridge	125.4	248	Klaus Lehr	129.6	9	Mark Daniell	91.1
21	28	Eddie McGuire	125.4	80	Nick Taylor	127.3	7	Paul Griffin	90.7
22	16	Marc Valvekens	124.7	121	Dan Collins	127.3	12	Rudi Friedrichs	90.6
23	9	Mark Daniell	124.5	42	James Willis	126.4	25	Martin Halusa	90.4
24	37	Charles Gillett	124.5	20	Alex Morton	126.1	28	Eddie McGuire	90.4
25	121	Dan Collins	124.5	46	Harindra de Silva	126.1	42	James Willis	90.4
26	71	Alan Baillie	124.3	35	Iain Rowley	125.9	248	Klaus Lehr	90.1
27	80	Nick Taylor	124.3	129	Paul Woolley	125.9	38	Tony Best	90.0
28	14	Richard Wilson	122.7	47	Carlos Miguens	125.2	16	Marc Valvekens	89.8
29	20	Alex Morton	122.5	21	Ian Nuthall	124.0	20	Alex Morton	89.7
30	88	Bernardo Hartogs	120.9	36	Erik Staes	123.6	52	Tom Dark	89.7
31	25	Martin Halusa	120.7	43	Robi Bernberg	123.1	50	Tony Smith	89.1
32	35	Iain Rowley	120.7	8	Tony Ditheridge	122.0	35	Iain Rowley	88.5
33	248	Klaus Lehr	120.7	18	Nigel Batchelor	120.9	36	Erik Staes	88.4
34	42	James Willis	119.4	34	John Bussey	119.2	21	Ian Nuthall	88.0
35	47	Carlos Miguens	118.8	40	Tania Pilkington	118.8	43	Robi Bernberg	88.0
36	21	Ian Nuthall	118.1	33	Chris Phillips	116.3	8	Tony Ditheridge	87.6
37	12	Rudi Friedrichs	117.9	4	Steve Russell	0.0	18	Nigel Batchelor	87.6
38	46	Harindra de Silva	117.9	5	Michel Baudin	0.0	19	Paul Grant	87.3
39	5	Michel Baudin	117.5	9	Mark Daniell	0.0	46	Harindra de Silva	86.9
40	70	Guy Plante	117.5	11	Jon Fairley	0.0	88	Bernardo Hartogs	86.3



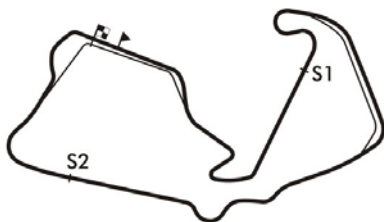
**Session Start: 16:41:32 - Finish: 17:02:34**  
**Weather/Track Conditions: Overcast / Dry**  
**Circuit: Silverstone Historic Grand Prix**  
**Track Length: 5.857 Km - 3.6394 miles**

# Silverstone Classic - 28 - 30 Jul 2017

## Maserati Trophy For HGPCA Pre '66 Grand Prix Cars

### Race 8 - Best Sector Speeds

41	129	Paul Woolley	117.3	14	Richard Wilson	0.0	70	Guy Plante	86.0
42	43	Robi Bernberg	116.9	17	Tony Wood	0.0	47	Carlos Miguens	85.8
43	36	Erik Staes	116.5	19	Paul Grant	0.0	33	Chris Phillips	85.3
44	18	Nigel Batchelor	115.7	23	Barry Wood	0.0	53	Scotty Taylor	85.2
45	40	Tania Pilkington	114.5	27	Andrew Smith	0.0	71	Alan Baillie	85.2
46	19	Paul Grant	114.3	28	Eddie McGuire	0.0	4	Steve Russell	84.8
47	34	John Bussey	113.9	30	Julian Bronson	0.0	40	Tania Pilkington	84.4
48	4	Steve Russell	113.7	38	Tony Best	0.0	34	John Bussey	83.9
49	23	Barry Wood	112.8	55	Fred Harper	0.0	23	Barry Wood	83.3
50	33	Chris Phillips	112.4	70	Guy Plante	0.0	5	Michel Baudin	80.0



**Session Start: 16:41:32 - Finish: 17:02:34**  
**Weather/Track Conditions: Overcast / Dry**  
**Circuit: Silverstone Historic Grand Prix**  
**Track Length: 5.857 Km - 3.6394 miles**



# Silverstone Classic - 28 - 30 Jul 2017

## Maserati Trophy For HGPCA Pre '66 Grand Prix Cars

### Race 8 - Lap Chart

Lap 7			Lap 8			Lap 9		
NO	Behind	Laptime	NO	Behind	Laptime	NO	Behind	Laptime
118		2:21.149	118		2:21.707	118		2:23.135
34	1 LAP	2:43.468	46	1 LAP	2:35.907	11	3.966	2:22.151
71	1 LAP	2:34.357	11	4.950	2:20.301	248	1 LAP	2:35.659
11	6.356	2:20.682	50	1 LAP	2:38.357	10	7.575	2:22.453
10	8.237	2:20.568	10	8.257	2:21.727	9	1 LAP	2:31.981
53	1 LAP	2:41.898	18	1 LAP	2:38.129	47	1 LAP	2:39.049
36	1 LAP	2:41.655	4	1 LAP	2:39.174	88	1 LAP	2:34.942
40	1 LAP	2:42.723	71	1 LAP	2:35.061	43	1 LAP	2:38.516
70	1 LAP	2:39.909	33	1 LAP	2:40.379	19	1 LAP	2:37.078
3	32.961	2:25.612	34	1 LAP	2:39.909	46	1 LAP	2:36.926
23	1 LAP	2:47.198	53	1 LAP	2:41.029	50	1 LAP	2:36.620
29	42.155	2:25.055	36	1 LAP	2:41.189	71	1 LAP	2:32.836
30	45.539	2:26.574	3	35.450	2:24.196	18	1 LAP	2:38.697
5	1 LAP	2:48.727	40	1 LAP	2:40.671	4	1 LAP	2:39.286
44	53.232	2:24.842	70	1 LAP	2:36.499	34	1 LAP	2:36.757
66	54.774	2:25.823	29	45.993	2:25.545	33	1 LAP	2:38.727
17	56.039	2:26.635	30	50.178	2:26.346	3	37.527	2:25.212
26	1:03.121	2:34.986	44	58.580	2:27.055	36	1 LAP	2:40.075
121	1:21.830	2:29.163	66	59.268	2:26.201	53	1 LAP	2:44.671
77	1:24.467	2:29.830	23	1 LAP	2:47.922	29	52.922	2:30.064
62	1:24.670	2:29.730	17	1:00.530	2:26.198	70	1 LAP	2:39.657
37	1:25.075	2:30.299	26	1:16.838	2:35.424	40	1 LAP	2:40.395
80	1:26.401	2:29.032	5	1 LAP	2:48.466	30	55.848	2:28.805
55	1:30.391	2:28.767	121	1:29.742	2:29.619	66	1:01.482	2:25.349
20	1:37.141	2:30.430	77	1:32.504	2:29.744	44	1:01.700	2:26.255
28	1:44.044	2:31.463	37	1:32.639	2:29.271	17	1:03.041	2:25.646
27	1:44.293	2:30.618	62	1:32.711	2:29.748	23	1 LAP	2:45.975
38	1:45.176	2:32.159	80	1:34.282	2:29.588	26	1:30.327	2:36.624
14	1:50.924	2:32.298	55	1:38.344	2:29.660	121	1:37.129	2:30.522
42	1:51.984	2:31.423	20	1:46.610	2:31.176	37	1:37.745	2:28.241
129	1:52.539	2:30.241	27	1:52.147	2:29.561	5	1 LAP	2:46.893
7	2:00.996	2:30.503	28	1:54.820	2:32.483	62	1:42.743	2:33.167
35	2:01.564	2:32.403	38	1:56.033	2:32.564	77	1:43.094	2:33.725
25	2:04.797	2:33.991	42	2:03.015	2:32.738	80	1:43.236	2:32.089
8	2:06.040	2:32.346	14	2:04.230	2:35.013	55	1:45.501	2:30.292
16	2:08.893	2:32.896	129	2:04.506	2:33.674	20	1:54.696	2:31.221
21	2:09.686	2:35.512	7	2:09.582	2:30.293	27	1:58.199	2:29.187
47	2:16.310	2:36.845	35	2:11.810	2:31.953	28	2:03.556	2:31.871
248	2:16.567	2:35.542	25	2:15.684	2:32.594	38	2:04.496	2:31.598
43	2:17.953	2:35.822	8	2:17.394	2:33.061	42	2:13.639	2:33.759
19	2:19.642	2:35.120	16	2:20.687	2:33.501	14	2:14.907	2:33.812
88	2:21.015	2:34.740	21	2:22.422	2:34.443	129	2:15.556	2:34.185
9	2:21.549	2:30.303				7	2:16.406	2:29.959
						35	2:19.530	2:30.855
						25	2:25.648	2:33.099
						8	2:27.495	2:33.236
						16	2:33.871	2:36.319
						21	2:35.210	2:35.923

Session Start: 16:41:32 - Finish: 17:02:34

Weather/Track Conditions: Overcast / Dry

Circuit: Silverstone Historic Grand Prix

Track Length: 5.857 Km - 3.6394 miles



**Silverstone Classic - 28 - 30 Jul 2017**

**Maserati Trophy For HGPCA Pre '66 Grand Prix Cars**

**Race 20 - Starting Grid - AMENDED**

**Sheet No:**

*Start Time : 16:10 - Heat Duration : 20 Minutes*

25	49	151	Rob Hall			
24	47	72	Richard Smeeton	48	2	Rod Jolley
23	45	5	Michel Baudin	46	52	Tom Dark
22	43	40	Tania Pilkington	44	23	Barry Wood
21	41	53	Scotty Taylor	42	70	Guy Plante
20	39	33	Chris Phillips	40	36	Erik Staes
19	37	4	Steve Russell	38	34	John Bussey
18	35	71	Alan Baillie	36	18	Nigel Batchelor
17	33	46	Harindra de Silva	34	50	Tony Smith
16	31	88	Bernardo Hartogs	32	19	Paul Grant
15	29	248	Klaus Lehr	30	9	Mark Daniell
14	27	16	Marc Valvekens	28	21	Ian Nuthall
13	25	25	Martin Halusa	26	8	Tony Ditheridge
12	23	7	Paul Griffin	24	35	Iain Rowley
11	21	14	Richard Wilson	22	129	Paul Woolley
10	19	38	Tony Best	20	42	James Willis
9	17	27	Andrew Smith	18	28	Eddie McGuire
8	15	55	Fred Harper	16	20	Alex Morton
7	13	77	Geraint Owen	14	80	Nick Taylor
6	11	37	Charles Gillett	12	62	Chris Milner
5	9	17	Tony Wood	10	121	Dan Collins
4	7	66	Sid Hoole	8	44	Andrew Beaumont
3	5	29	Nick Fennell	6	30	Julian Bronson
2	3	10	William Nuthall	4	3	Barry Cannell
1	1	118	Sam Wilson	2	11	Jon Fairley

**Pole Right**



Car 47 - Withdrawn. Cars 72, 2, 151 allowed to start from back of grid.

*Circuit: Silverstone Historic Grand Prix  
Track Length: 5.857 Km - 3.6394 miles*

These results are provisional until the conclusion of any judicial and technical matters.		
Clerk of the Course:	Timekeeper:	Issued at:



## Silverstone Classic - 28 - 30 Jul 2017

### JET Super Touring Car Trophy Race 9 - Classification

Sheet No:

POS	NO	DRIVER/S	CLASS	CLASS POS	CAR MAKE / MODEL	TIME	LAPS	GAP	DIFF	MPH	BEST	ON
1	4	Jason Minshaw	ST1	1	Volvo S40	18:19.499	8	-- 8 laps --		95.32	2:14.796	7
2	44	Jon Minshaw	ST2	1	Audi A4	18:51.039	8	31.540	31.540	92.67	2:18.836	6
3	6	Dave Jarman	ST1	2	Nissan Primera	18:55.709	8	36.210	4.670	92.29	2:19.084	6
4	36	Keith Butcher	ST2	2	Audi A4	19:12.169	8	52.670	16.460	90.97	2:21.842	4
5	11	Steve Dymoke	ST4	1	Alfa Romeo 156	19:19.567	8	1:00.068	7.398	90.38	2:22.927	7
6	7	Darren Fielding	ST1	3	Ford Mondeo	19:22.447	8	1:02.948	2.880	90.16	2:23.562	2
7	28	Jason Hughes	ST4	2	MG ZS	19:32.624	8	1:13.125	10.177	89.38	2:23.493	6
8	27	Allan Scott	ST2	3	Mazda 323	19:40.141	8	1:20.642	7.517	88.81	2:24.628	6
9	77	Phil Mauger	ST1	4	Nissan Primera	19:45.410	8	1:25.911	5.269	88.41	2:24.927	5
10	30	John Pearson	ST4	3	Alfa Romeo 156	19:52.834	8	1:33.335	7.424	87.87	2:26.258	5
11	60	Mark Wright	GA1	1	Ford Sierra RS500	20:02.177	8	1:42.678	9.343	87.18	2:15.220	7
12	1	Gianfranco Brancatelli	GA1	2	Ford Sierra RS500	20:06.221	8	1:46.722	4.044	86.89	2:16.091	5
13	24	Aly McMillan	ST2	4	Nissan Primera	20:14.737	8	1:55.238	8.516	86.28	2:26.624	4
14	66	Harry Whale	GA2	1	BMW M3	20:23.827	8	2:04.328	9.090	85.64	2:18.145	4
15	15	Paul Mensley	GA1	3	Ford Sierra RS500	20:41.144	8	2:21.645	17.317	84.44	2:19.936	2
16	40	Lindsay O'Donnell	ST4	4	BMW 132 S40	21:11.788	8	2:52.289	30.644	82.41	2:31.181	4
17	17	Mark Smith	GA2	2	BMW E30 M3	18:25.711	7	-- 7 laps --	28.465	82.94	2:20.857	3
18	2	Chris Ward	GA2	3	Jaguar XJS	18:43.862	7	18.151	18.151	81.60	2:21.636	5
19	9	Mike Wrigley	GA2	4	Rover Vitesse	18:47.713	7	22.002	3.851	81.33	2:23.768	5
20	31	Jim Richards	GA2	5	BMW 635	18:47.997	7	22.286	0.284	81.30	2:23.525	5
21	88	Steve Soper	GA2	6	Rover Vitesse	18:51.933	7	26.222	3.936	81.02	2:22.977	5
22	61	Tom Houlbrook	GA2	7	BMW E30 M3	18:54.399	7	28.688	2.466	80.84	2:23.090	3
23	117	Tom Andrew	GA2	8	BMW E30 M3	19:00.026	7	34.315	5.627	80.44	2:25.245	5
24	42	Tom Pochciol	GA4	1	Ford Capri	19:00.205	7	34.494	0.179	80.43	2:25.578	5
25	123	Ric Wood	GA4	2	Ford Capri	19:23.581	7	57.870	23.376	78.81	2:28.133	3
26	53	Mike Luck	GA6	1	BMW 320	19:49.438	7	1:23.727	25.857	77.10	2:32.210	5
27	111	Duncan McKay	GA6	2	Ford Capri	19:49.816	7	1:24.105	0.378	77.07	2:32.845	3
28	18	Mike Whitaker	GA4	3	Ford Capri	19:51.109	7	1:25.398	1.293	76.99	2:32.476	5
29	45	Paul Linfoot	GA1	4	Ford Sierra RS500	20:40.038	7	2:14.327	48.929	73.96	2:37.562	4
30	48	Robin Benn	GA4	4	Ford Capri	20:41.005	7	2:15.294	0.967	73.90	2:37.709	5
31	41	George Pochciol	GA6	3	Ford Capri	18:25.628	6	-- 6 laps --	27.042	71.10	2:43.516	5
32	51	Mike Wilds	GA4	5	BMW 2002Ti	19:29.352	6	1:03.724	1:03.724	67.22	2:29.832	3

----- NOT CLASSIFIED -----

DNF 67	Tony Absolom	ST2	Vauxhall Cavalier	18:08.194	7	-- 7 laps --		84.28	2:23.220	5		
DNF 8	Bernie Hogarth	ST4	Honda Integra	14:44.755	6	-- 6 laps --		12.220	88.85	2:23.806	6	
DNF 146	Andy Dean Woods	GA2	Audi 100	12:04.972	4	-- 4 laps --		2:08.978	72.28	2:31.178	2	
DNF 122	Gavin Pickering	GA2	Ford Sierra XR4i	10:11.188	3	-- 3 laps --		47.395	64.31	2:40.675	2	
DNF 10	Daniel Wheeler	ST1	Nissan Primera	5:03.634	2	-- 2 laps --		86.30	2:29.692	1		
DNF 20	Chris Beighton	ST1	Honda Accord	5:59.435	2			55.801	55.801	72.90	2:50.102	1

Car 19 - Non Starter

Session Start: 17:20:35 - Finish: 17:38:54

Weather/Track Conditions: Overcast / Dry

Circuit: Silverstone Historic Grand Prix

Track Length: 5.857 Km - 3.6394 miles

These results are provisional until the conclusion of any judicial and technical matters.

Clerk of the Course:

Timekeeper:

Issued at:



## Silverstone Classic - 28 - 30 Jul 2017

### JET Super Touring Car Trophy

#### Race 9 - Classification

Sheet No:

DNF 3	James Dodd	ST1	Honda Accord	2:44.663	1	-- 1 laps --	79.57
DNF 23	Graeme Dodd	ST1	Honda Accord	3:14.498	1	29.835	29.835 67.36
DNF 12	Roger Stanford	ST4	Vauxhall Astra				
DNF 84	Steve Jones	GA2	BMW E30M3				

#### ----- FASTEST LAP SUMMARY -----

NO	DRIVER/S	CLASS	CAR MAKE / MODEL	FASTEST LAP	ON	MPH
4	Jason Minshaw	ST1	Volvo S40	2:14.796	7	97.20
60	Mark Wright	GA1	Ford Sierra RS500	2:15.220	7	96.89
66	Harry Whale	GA2	BMW M3	2:18.145	4	94.84
44	Jon Minshaw	ST2	Audi A4	2:18.836	6	94.37
11	Steve Dymoke	ST4	Alfa Romeo 156	2:22.927	7	91.67
42	Tom Pochciol	GA4	Ford Capri	2:25.578	5	90.00
53	Mike Luck	GA6	BMW 320	2:32.210	5	86.08

Car 19 - Non Starter

Session Start: 17:20:35 - Finish: 17:38:54

Weather/Track Conditions: Overcast / Dry

Circuit: Silverstone Historic Grand Prix

Track Length: 5.857 Km - 3.6394 miles

These results are provisional until the conclusion of any judicial and technical matters.

Clerk of the Course:

Timekeeper:

Issued at:

# Silverstone Classic - 28 - 30 Jul 2017

## JET Super Touring Car Trophy

### Race 9 - Sector Analysis

1 Gianfranco Brancatelli (GA1)								Ford Sierra RS500							
lap	Sect-1	Speed	Sect-2	Speed	Sect-3	Speed	Laptime Pit	lap	Sect-1	Speed	Sect-2	Speed	Sect-3	Speed	Laptime Pit
1		139.2	1:10.229		26.594	92.1	4:08.264	5	42.086	144.3	1:08.061		25.944	95.5	2:16.091
2	42.697	143.7	1:07.707		26.266	94.0	2:16.670	6	42.301	142.2	1:09.568	145.9	25.801	95.6	2:17.670
3	42.297	144.0	1:07.654	142.8	26.650	93.6	2:16.601	7	42.192	142.2	1:08.590		25.695	96.3	2:16.477
4	42.969	141.6	1:07.912	145.6	25.986	97.5	2:16.867	8	42.994	135.8	1:08.613	144.3	25.974	94.1	2:17.581

2 Chris Ward (GA2)								Jaguar XJS							
lap	Sect-1	Speed	Sect-2	Speed	Sect-3	Speed	Laptime Pit	lap	Sect-1	Speed	Sect-2	Speed	Sect-3	Speed	Laptime Pit
1		124.5	1:14.069		26.548	89.8	4:23.126	5	43.832	132.4	1:10.976	135.0	26.828	94.3	2:21.636
2	44.993	128.6	1:12.102	137.5	28.742	91.6	2:25.837	6	43.733	131.6	1:11.976		26.681	94.5	2:22.390
3	44.072	131.3	1:10.822		26.924	91.9	2:21.818	7	44.755	116.1	1:14.726	131.6	27.264	93.3	2:26.745
4	44.147	131.8	1:11.209	136.7	26.954	89.8	2:22.310	8							

3 James Dodd (ST1)								Honda Accord							
lap	Sect-1	Speed	Sect-2	Speed	Sect-3	Speed	Laptime Pit	lap	Sect-1	Speed	Sect-2	Speed	Sect-3	Speed	Laptime Pit
1			In	85.7	In		2:44.663 P	2							

4 Jason Minshaw (ST1)								Volvo S40							
lap	Sect-1	Speed	Sect-2	Speed	Sect-3	Speed	Laptime Pit	lap	Sect-1	Speed	Sect-2	Speed	Sect-3	Speed	Laptime Pit
1						98.5	2:18.174	5	42.437	132.9	1:08.104		25.398	101.1	2:15.939
2	42.300	130.8	1:10.395		26.030	91.6	2:18.725	6	41.866	131.8	1:08.720		25.132	98.5	2:15.718
3	44.049	131.3	1:11.444		25.739	99.3	2:21.232	7	42.093	130.3	1:07.681		25.022	99.6	2:14.796
4	42.027	132.6	1:08.789		25.346	99.7	2:16.162	8	42.632	133.7	1:10.369		25.752	98.8	2:18.753

6 Dave Jarman (ST1)								Nissan Primera							
lap	Sect-1	Speed	Sect-2	Speed	Sect-3	Speed	Laptime Pit	lap	Sect-1	Speed	Sect-2	Speed	Sect-3	Speed	Laptime Pit
1					27.135	92.9	2:27.928	5	43.515	128.1	1:10.493	129.8	26.331	96.3	2:20.339
2	44.504	125.9	1:10.825	129.6	26.492	94.1	2:21.821	6	43.246	129.3	1:09.917	132.1	25.921	97.4	2:19.084
3	44.214	126.4	1:12.917	129.3	26.538	96.1	2:23.669	7	43.588	126.9	1:09.846	132.6	26.612	92.1	2:20.046
4	43.369	127.1	1:10.604		25.828	95.6	2:19.801	8	44.140	128.6	1:11.811	132.4	27.070	93.1	2:23.021

7 Darren Fielding (ST1)								Ford Mondeo							
lap	Sect-1	Speed	Sect-2	Speed	Sect-3	Speed	Laptime Pit	lap	Sect-1	Speed	Sect-2	Speed	Sect-3	Speed	Laptime Pit
1					27.140	88.1	2:27.480	5	45.076	123.6	1:13.005		27.400		2:25.481
2	45.339	127.8	1:11.202		27.021	92.6	2:23.562	6	45.106	123.8	1:11.920		28.608	88.7	2:25.634
3	44.481	127.3	1:12.837		27.944	93.2	2:25.262	7	45.579	124.0	1:11.249		27.400	92.4	2:24.228
4	44.047	124.3	1:12.215		27.720	89.0	2:23.982	8					28.310		2:26.818

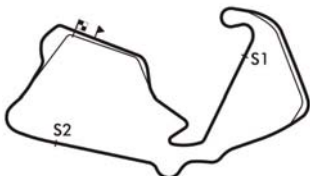
8 Bernie Hogarth (ST4)								Honda Integra							
lap	Sect-1	Speed	Sect-2	Speed	Sect-3	Speed	Laptime Pit	lap	Sect-1	Speed	Sect-2	Speed	Sect-3	Speed	Laptime Pit
1				128.1	28.199	87.6	2:34.166	4	47.646	122.5	1:13.033	126.1	26.892	93.2	2:27.571
2	45.999	123.6	1:12.661	126.9	28.261	83.8	2:26.921	5	44.972	125.0	1:13.206	126.6	26.777	92.6	2:24.955
3	46.755	124.3	1:13.092	128.1	27.489	87.5	2:27.336	6	44.730	124.0	1:12.035	127.6	27.041	89.7	2:23.806

9 Mike Wrigley (GA2)								Rover Vitesse							
lap	Sect-1	Speed	Sect-2	Speed	Sect-3	Speed	Laptime Pit	lap	Sect-1	Speed	Sect-2	Speed	Sect-3	Speed	Laptime Pit
1		123.1	1:12.625		27.654	89.7	4:16.727	5	44.580	129.8	1:12.219		26.969	91.2	2:23.768
2	45.193	127.6	1:13.253		27.452	91.7	2:25.898	6	44.744	130.1	1:12.351		27.244	92.1	2:24.339
3	44.489	124.0	1:12.579		27.120	90.8	2:24.188	7	46.522	127.3	1:13.509		27.393	90.7	2:27.424
4	45.596	124.7	1:12.220		27.553	90.8	2:25.369	8							

10 Daniel Wheeler (ST1)								Nissan Primera							
lap	Sect-1	Speed	Sect-2	Speed	Sect-3	Speed	Laptime Pit	lap	Sect-1	Speed	Sect-2	Speed	Sect-3	Speed	Laptime Pit
1				126.4	26.850	93.9	2:29.692	2	46.040	120.7	1:14.212		In		2:33.942 P



**Session Start: 17:20:35 - Finish: 17:38:54**  
**Weather/Track Conditions: Overcast / Dry**  
**Circuit: Silverstone Historic Grand Prix**  
**Track Length: 5.857 Km - 3.6394 miles**



# Silverstone Classic - 28 - 30 Jul 2017

## JET Super Touring Car Trophy

### Race 9 - Sector Analysis

11 Steve Dymoke (ST4)								Alfa Romeo 156							
lap	Sect-1	Speed	Sect-2	Speed	Sect-3	Speed	Laptime Pit	lap	Sect-1	Speed	Sect-2	Speed	Sect-3	Speed	Laptime Pit
1					27.868	93.7	2:31.492	5	43.826	127.8	1:13.129		26.605	94.1	2:23.560
2	45.131	125.7	1:12.443		27.023	87.3	2:24.597	6	44.913	127.6	1:10.946		27.587	90.4	2:23.446
3	44.834	126.6	1:11.961		26.890	90.4	2:23.685	7	44.278	126.9	1:10.712		27.937	92.2	2:22.927
4	45.983	123.8	1:11.537		26.636	92.7	2:24.156	8	45.055	127.3	1:13.598		27.051	93.7	2:25.704

12 Roger Stanford (ST4)								Vauxhall Astra							
lap	Sect-1	Speed	Sect-2	Speed	Sect-3	Speed	Laptime Pit	lap	Sect-1	Speed	Sect-2	Speed	Sect-3	Speed	Laptime Pit

15 Paul Mensley (GA1)								Ford Sierra RS500							
lap	Sect-1	Speed	Sect-2	Speed	Sect-3	Speed	Laptime Pit	lap	Sect-1	Speed	Sect-2	Speed	Sect-3	Speed	Laptime Pit
1		130.1	1:10.267		26.848	95.5	4:11.212	5	43.917	127.3	1:10.399		26.515	95.9	2:20.831
2	43.462	133.4	1:10.073		26.401	95.1	2:19.936	6	44.518	131.1	1:10.162		26.585	91.4	2:21.265
3	43.262	131.3	1:11.050		26.727	94.0	2:21.039	7	43.753	131.1	1:11.879		27.088	96.8	2:22.720
4	43.594	130.8	1:11.437		26.647	88.2	2:21.678	8	44.276	134.5	1:10.862		27.325	92.9	2:22.463

17 Mark Smith (GA2)								BMW E30 M3							
lap	Sect-1	Speed	Sect-2	Speed	Sect-3	Speed	Laptime Pit	lap	Sect-1	Speed	Sect-2	Speed	Sect-3	Speed	Laptime Pit
1		128.3	1:11.144	133.9	26.361	96.4	4:12.141	5	43.875	129.6	1:17.682	132.9	26.794	94.1	2:21.351
2	43.716	129.6	1:10.873	132.9	26.512	94.9	2:21.101	6	43.860	129.6	1:10.636	133.4	26.752	96.8	2:21.248
3	43.824	129.3	1:10.513	134.2	26.520	95.3	2:20.857	7	43.993	128.8	1:13.654	133.9	29.443	87.4	2:27.090
4	43.928	129.3	1:11.305	132.9	26.690	93.7	2:21.923	8							

18 Mike Whitaker (GA4)								Ford Capri							
lap	Sect-1	Speed	Sect-2	Speed	Sect-3	Speed	Laptime Pit	lap	Sect-1	Speed	Sect-2	Speed	Sect-3	Speed	Laptime Pit
1		110.0	1:20.707	124.0	28.008	88.3	4:31.058	5	47.275	118.6	1:17.166	125.2	28.035	88.0	2:32.476
2	47.260	120.7	1:16.896	125.7	28.600	88.5	2:32.756	6	48.431	112.6	1:18.539	125.0	28.231	89.0	2:35.201
3	47.624	120.9	1:16.301	125.2	28.948	88.8	2:32.873	7	47.411	118.6	1:16.990	124.5	28.162	87.5	2:32.563
4	47.415	120.1	1:18.133	122.2	28.634	88.8	2:34.182	8							

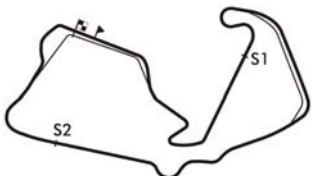
20 Chris Beighton (ST1)								Honda Accord							
lap	Sect-1	Speed	Sect-2	Speed	Sect-3	Speed	Laptime Pit	lap	Sect-1	Speed	Sect-2	Speed	Sect-3	Speed	Laptime Pit
1					26.565	93.5	2:50.102	2	55.407	72.9	1:37.201	81.2	In		3:09.333 P

23 Graeme Dodd (ST1)								Honda Accord							
lap	Sect-1	Speed	Sect-2	Speed	Sect-3	Speed	Laptime Pit	lap	Sect-1	Speed	Sect-2	Speed	Sect-3	Speed	Laptime Pit
1			In		In		3:14.498 P	2							

24 Aly McMillan (ST2)								Nissan Primera							
lap	Sect-1	Speed	Sect-2	Speed	Sect-3	Speed	Laptime Pit	lap	Sect-1	Speed	Sect-2	Speed	Sect-3	Speed	Laptime Pit
1					27.664	84.4	2:33.092	5	45.562	122.9	1:26.285		27.411	91.9	2:39.258
2	45.821	122.0	1:13.469		28.628	82.3	2:27.918	6	50.671	102.3	1:15.962		28.385	85.5	2:35.018
3	46.191	123.6	1:13.056		27.396	90.7	2:26.643	7	47.071	116.3	1:19.415		30.314	85.5	2:36.800
4	45.989	123.8	1:13.227		27.408	88.8	2:26.624	8	46.905	118.1	1:14.283		28.196	90.1	2:29.384

27 Allan Scott (ST2)								Mazda 323							
lap	Sect-1	Speed	Sect-2	Speed	Sect-3	Speed	Laptime Pit	lap	Sect-1	Speed	Sect-2	Speed	Sect-3	Speed	Laptime Pit
1					28.330	92.3	2:34.592	5	45.047	126.4	1:12.527		27.296	92.4	2:24.870
2	45.953	125.4	1:14.075		27.594	90.9	2:27.622	6	44.867	125.4	1:12.329		27.432	91.7	2:24.628
3	46.126	124.7	1:13.179		27.755	90.0	2:27.060	7	45.134	125.4	1:14.819		27.587	90.0	2:27.540
4	47.274	122.0	1:12.910		27.711	90.2	2:27.895	8	45.682	123.8	1:12.654		27.598	90.2	2:25.934

28 Jason Hughes (ST4)								MG ZS							
lap	Sect-1	Speed	Sect-2	Speed	Sect-3	Speed	Laptime Pit	lap	Sect-1	Speed	Sect-2	Speed	Sect-3	Speed	Laptime Pit
1					27.880	92.3	2:34.726	5	44.566	123.1	1:12.383	124.0	26.947	95.5	2:23.896
2	46.054	124.7	1:13.100		27.357	89.8	2:26.511	6	44.576	123.1	1:11.826		27.091	91.4	2:23.493
3	45.778	121.8	1:13.370		26.833	86.7	2:25.981	7	45.158	122.2	1:12.578		27.360	92.3	2:25.096
4	45.572	123.1	1:13.808		26.810	93.3	2:26.190	8	45.285	123.1	1:13.743		27.703	93.2	2:26.731



**Session Start: 17:20:35 - Finish: 17:38:54**  
**Weather/Track Conditions: Overcast / Dry**  
**Circuit: Silverstone Historic Grand Prix**  
**Track Length: 5.857 Km - 3.6394 miles**

# Silverstone Classic - 28 - 30 Jul 2017

## JET Super Touring Car Trophy

### Race 9 - Sector Analysis

30 John Pearson (ST4)							Alfa Romeo 156										
lap	Sect-1	Speed	Sect-2	Speed	Sect-3	Speed	Laptime	Pit	lap	Sect-1	Speed	Sect-2	Speed	Sect-3	Speed	Laptime	Pit
1				126.1	27.564	91.8	2:35.437		5	45.185	120.5	1:13.733	124.0	27.340	92.1	2:26.258	
2	46.546	120.9	1:14.461	125.4	26.940	92.3	2:27.947		6	45.797	120.1	1:14.226	124.3	27.200	91.2	2:27.223	
3	45.629	122.0	1:13.735	127.1	27.753	89.7	2:27.117		7	46.013	120.1	1:16.366	122.0	27.753	91.4	2:30.132	
4	48.321	113.7	1:13.852	125.0	27.530	92.3	2:29.703		8	46.124	120.3	1:15.268	124.5	27.625	88.1	2:29.017	

31 Jim Richards (GA2)							BMW 635										
lap	Sect-1	Speed	Sect-2	Speed	Sect-3	Speed	Laptime	Pit	lap	Sect-1	Speed	Sect-2	Speed	Sect-3	Speed	Laptime	Pit
1		127.3	1:12.380		28.308	88.1	4:16.509		5	45.428	131.3	1:11.249	136.4	26.848	91.2	2:23.525	
2	45.876	124.0	1:12.536		29.130	90.1	2:27.542		6	44.651	133.2	1:11.522	137.5	27.742	90.3	2:23.915	
3	45.127	132.4	1:11.489	136.4	27.210	91.7	2:23.826		7	46.501	128.8	1:13.308		27.471	93.5	2:27.280	
4	44.879	126.4	1:11.932	136.4	28.589	78.0	2:25.400		8								

36 Keith Butcher (ST2)							Audi A4										
lap	Sect-1	Speed	Sect-2	Speed	Sect-3	Speed	Laptime	Pit	lap	Sect-1	Speed	Sect-2	Speed	Sect-3	Speed	Laptime	Pit
1					26.689	93.2	2:25.905		5	44.576	124.0	1:11.444		26.963	93.6	2:22.983	
2	43.713	125.9	1:12.602		27.142	91.7	2:23.457		6	44.263	126.1	1:11.849		27.378	93.1	2:23.490	
3	44.543	123.1	1:13.152		27.076	94.0	2:24.771		7	44.563	125.9	1:12.865		27.267	88.3	2:24.695	
4	43.564	126.9	1:10.808		27.470	95.5	2:21.842		8	44.468	125.4	1:12.719		27.839	90.3	2:25.026	

40 Lindsay O'Donnell (ST4)							BMW 132 S40										
lap	Sect-1	Speed	Sect-2	Speed	Sect-3	Speed	Laptime	Pit	lap	Sect-1	Speed	Sect-2	Speed	Sect-3	Speed	Laptime	Pit
1				128.1	29.576	87.5	2:41.729		5	46.588	125.4	1:16.126	118.4	29.329	89.8	2:32.043	
2	47.423	128.6	1:16.653	132.4	30.530	90.4	2:34.606		6	46.411	125.4	1:15.213		29.986	90.7	2:31.610	
3	46.981	121.8	1:15.347		29.271	92.7	2:31.599		7	46.715	108.9	1:17.747		30.016	89.8	2:34.478	
4	46.743	118.4	1:14.627		29.811	90.6	2:31.181		8	47.419	124.7	1:56.084	122.7	31.039	87.4	3:14.542	

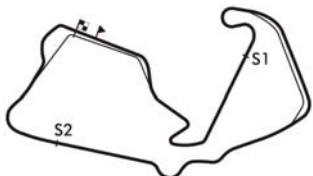
41 George Pochciol (GA6)							Ford Capri										
lap	Sect-1	Speed	Sect-2	Speed	Sect-3	Speed	Laptime	Pit	lap	Sect-1	Speed	Sect-2	Speed	Sect-3	Speed	Laptime	Pit
1		111.8	1:22.526	117.7	31.304	79.5	4:39.623		4	51.298	112.8	1:21.918	119.2	31.090	79.7	2:44.306	
2	51.504	112.8	1:22.514	118.4	31.266	77.1	2:45.284		5	51.251	111.1	1:21.124	119.4	31.141	78.9	2:43.516	
3	53.652	113.2	1:22.056	120.3	31.793	75.5	2:47.501		6	50.707	114.7	1:23.254	118.4	31.437	79.2	2:45.398	

42 Tom Pochciol (GA4)							Ford Capri										
lap	Sect-1	Speed	Sect-2	Speed	Sect-3	Speed	Laptime	Pit	lap	Sect-1	Speed	Sect-2	Speed	Sect-3	Speed	Laptime	Pit
1		122.9	1:15.012	127.1	27.749	89.4	4:20.278		5	45.708	123.8	1:12.906		26.964	91.9	2:25.578	
2	45.976	123.1	1:13.466		27.567	91.9	2:27.009		6	44.828	124.3	1:13.232	127.6	27.618	83.5	2:25.678	
3	45.322	123.8	1:14.181	127.3	27.176	87.7	2:26.679		7	46.326	124.3	1:13.770		27.926	89.0	2:28.022	
4	45.402	124.0	1:13.448		28.111	88.0	2:26.961		8								

44 Jon Minshaw (ST2)							Audi A4										
lap	Sect-1	Speed	Sect-2	Speed	Sect-3	Speed	Laptime	Pit	lap	Sect-1	Speed	Sect-2	Speed	Sect-3	Speed	Laptime	Pit
1					25.932	98.8	2:30.372		5	43.506	125.7	1:09.620		25.831	98.0	2:18.957	
2	43.986	125.2	1:09.868		27.160	96.3	2:21.014		6	43.436	125.4	1:09.783		25.617	98.7	2:18.836	
3	43.824	125.2	1:11.366		26.461	96.4	2:21.651		7	43.144	125.9	1:10.319		26.073		2:19.536	
4	43.357	125.7	1:10.319		26.047	92.1	2:19.723		8	43.676	125.9	1:10.945		26.329	97.0	2:20.950	

45 Paul Linfoot (GA1)							Ford Sierra RS500										
lap	Sect-1	Speed	Sect-2	Speed	Sect-3	Speed	Laptime	Pit	lap	Sect-1	Speed	Sect-2	Speed	Sect-3	Speed	Laptime	Pit
1		101.7	1:22.139	110.0	30.260	81.5	4:35.321		5	50.388	110.0	1:17.276	116.1	29.991	80.4	2:37.655	
2	51.526	108.1	1:20.951	112.0	30.212	84.6	2:42.689		6	50.999	110.6	1:20.915	112.4	30.913	82.3	2:42.827	
3	50.452	105.7	1:20.211	94.9	34.304	83.3	2:44.967		7	50.854	109.3	1:17.384	122.2	30.779	81.3	2:39.017	
4	49.717	109.8	1:18.037	120.1	29.808	83.3	2:37.562		8								

48 Robin Benn (GA4)							Ford Capri										
lap	Sect-1	Speed	Sect-2	Speed	Sect-3	Speed	Laptime	Pit	lap	Sect-1	Speed	Sect-2	Speed	Sect-3	Speed	Laptime	Pit
1		114.5	1:20.931	115.7	29.681	79.0	4:34.411		5	49.962	115.1	1:18.986	119.6	28.761	83.7	2:37.709	
2	51.268	113.4	1:23.932	119.8	29.895	77.9	2:45.095		6	49.342	114.1	1:19.559		30.528	82.0	2:39.429	
3	49.900	115.3	1:20.643	109.1	31.649	78.4	2:42.192		7	51.233	113.0	1:21.236		29.950	79.8	2:42.419	
4	50.204	112.8	1:19.771		29.775	79.7	2:39.750		8								



Session Start: 17:20:35 - Finish: 17:38:54

Weather/Track Conditions: Overcast / Dry

Circuit: Silverstone Historic Grand Prix

Track Length: 5.857 Km - 3.6394 miles

# Silverstone Classic - 28 - 30 Jul 2017

## JET Super Touring Car Trophy

### Race 9 - Sector Analysis

51 Mike Wilds (GA4)							BMW 2002Ti										
lap	Sect-1	Speed	Sect-2	Speed	Sect-3	Speed	Laptime	Pit	lap	Sect-1	Speed	Sect-2	Speed	Sect-3	Speed	Laptime	Pit
1		120.5	1:15.952		27.948	91.2	4:22.619		4	46.479	119.4	1:35.843		In		3:00.184	P
2	46.753	120.7	1:15.224		28.393	91.3	2:30.370		5	Out	115.7	1:17.082		28.920	90.2	4:32.034	P
3	46.542	120.5	1:15.525		27.765	91.2	2:29.832		6	48.044	117.1	1:17.519		28.750	91.2	2:34.313	

53 Mike Luck (GA6)							BMW 320										
lap	Sect-1	Speed	Sect-2	Speed	Sect-3	Speed	Laptime	Pit	lap	Sect-1	Speed	Sect-2	Speed	Sect-3	Speed	Laptime	Pit
1		116.3	1:18.258		28.444	84.6	4:28.812		5	47.564	116.3	1:16.186		28.460	86.1	2:32.210	
2	48.497	114.3	1:17.417		28.482	87.7	2:34.396		6	47.708	117.1	1:17.295		28.587	89.1	2:33.590	
3	47.450	116.3	1:16.702		28.109	89.5	2:32.261		7	47.768	118.4	1:16.965		28.863	87.5	2:33.596	
4	48.273	115.7	1:17.801	116.9	28.499	88.0	2:34.573		8								

60 Mark Wright (GA1)							Ford Sierra RS500										
lap	Sect-1	Speed	Sect-2	Speed	Sect-3	Speed	Laptime	Pit	lap	Sect-1	Speed	Sect-2	Speed	Sect-3	Speed	Laptime	Pit
1		133.7	1:08.256		26.550	84.8	4:06.808		5	41.786	141.3	1:08.735		25.433	98.1	2:15.954	
2	42.394	145.3	1:07.521		26.693	95.9	2:16.608		6	42.017	141.3	1:07.721		25.877	94.5	2:15.615	
3	42.126	147.8	1:09.633		26.498	93.3	2:18.257		7	41.564	141.3	1:07.403		26.253	93.9	2:15.220	
4	43.212	138.7	1:07.758		26.369	93.5	2:17.339		8	42.444	139.8	1:07.620		26.312	89.5	2:16.376	

61 Tom Houlbrook (GA2)							BMW E30 M3										
lap	Sect-1	Speed	Sect-2	Speed	Sect-3	Speed	Laptime	Pit	lap	Sect-1	Speed	Sect-2	Speed	Sect-3	Speed	Laptime	Pit
1		127.1	1:12.641	133.9	27.442	93.7	4:15.540		5	44.200	127.8	1:12.458	133.2	27.066	93.9	2:23.724	
2	44.620	127.3	1:12.247	132.9	27.546	93.6	2:24.413		6	44.804	118.4	1:14.993	130.3	29.015	87.0	2:28.812	
3	44.171	128.6	1:11.713	133.2	27.206	92.4	2:23.090		7	47.928	121.8	1:17.542	128.8	29.160	86.4	2:34.630	
4	44.489	128.1	1:12.221	132.1	27.480	93.9	2:24.190		8								

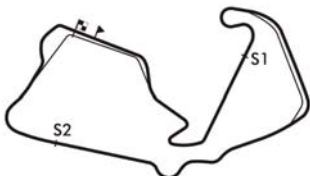
66 Harry Whale (GA2)							BMW M3										
lap	Sect-1	Speed	Sect-2	Speed	Sect-3	Speed	Laptime	Pit	lap	Sect-1	Speed	Sect-2	Speed	Sect-3	Speed	Laptime	Pit
1		126.4	1:10.327		25.993	98.0	4:08.661		5	43.252	127.3	1:09.652		25.887	96.6	2:18.791	
2	43.396	128.3	1:09.346		25.986	98.0	2:18.728		6	43.367	127.6	1:09.850		26.034	97.8	2:19.251	
3	43.024	127.3	1:09.331		25.834	97.8	2:18.189		7	43.658	127.6	1:10.158		26.558	95.7	2:20.374	
4	43.076	127.6	1:09.441		25.628	98.0	2:18.145		8	44.241	127.6	1:10.746		26.701	93.6	2:21.688	

67 Tony Absolom (ST2)							Vauxhall Cavalier										
lap	Sect-1	Speed	Sect-2	Speed	Sect-3	Speed	Laptime	Pit	lap	Sect-1	Speed	Sect-2	Speed	Sect-3	Speed	Laptime	Pit
1				129.3	26.903	94.5	2:32.421		5	43.832	126.4	1:12.672	129.6	26.716	95.1	2:23.220	
2	44.482	124.3	1:12.880	127.3	27.067	92.7	2:24.429		6	45.570	125.7	1:11.407	130.3	26.794	94.0	2:23.771	
3	44.576	126.1	1:12.098	130.1	27.322	91.9	2:23.996		7	44.675	124.3	2:00.931	60.8	In		3:35.659	P
4	46.153	124.0	1:11.774	129.1	26.771	93.7	2:24.698		8								

77 Phil Mauer (ST1)							Nissan Primera										
lap	Sect-1	Speed	Sect-2	Speed	Sect-3	Speed	Laptime	Pit	lap	Sect-1	Speed	Sect-2	Speed	Sect-3	Speed	Laptime	Pit
1				133.4	27.749	92.7	2:35.780		5	45.092	127.8	1:11.861	131.8	27.974	90.7	2:24.927	
2	46.398	126.9	1:12.752	123.4	27.683	89.2	2:26.833		6	45.300	126.1	1:11.984	132.4	28.359	90.3	2:25.643	
3	46.685	125.4	1:12.476	129.8	28.324	88.1	2:27.485		7	45.696	126.9	1:14.026	132.1	27.982	91.4	2:27.704	
4	47.003	117.1	1:12.662	113.6	28.462	91.9	2:28.127		8	46.931	127.1	1:12.955	130.3	29.025	79.0	2:28.911	

84 Steve Jones (GA2)							BMW E30M3										
lap	Sect-1	Speed	Sect-2	Speed	Sect-3	Speed	Laptime	Pit	lap	Sect-1	Speed	Sect-2	Speed	Sect-3	Speed	Laptime	Pit

88 Steve Soper (GA2)							Rover Vitesse										
lap	Sect-1	Speed	Sect-2	Speed	Sect-3	Speed	Laptime	Pit	lap	Sect-1	Speed	Sect-2	Speed	Sect-3	Speed	Laptime	Pit
1		124.3	1:22.654	129.6	26.728	92.3	4:25.757		5	44.480	124.7	1:12.148	130.6	26.349	93.3	2:22.977	
2	45.431	123.8	1:12.938	130.8	27.779	93.1	2:26.148		6	44.889	124.7	1:11.847	131.1	26.682	92.1	2:23.418	
3	44.645	125.2	1:12.452	129.3	27.012	94.7	2:24.109		7	44.666	126.4	1:13.031	129.8	27.407	92.1	2:25.104	
4	44.371	125.9	1:12.517	132.9	27.532	87.7	2:24.420		8								



**Session Start: 17:20:35 - Finish: 17:38:54**  
**Weather/Track Conditions: Overcast / Dry**  
**Circuit: Silverstone Historic Grand Prix**  
**Track Length: 5.857 Km - 3.6394 miles**

# Silverstone Classic - 28 - 30 Jul 2017

## JET Super Touring Car Trophy

### Race 9 - Sector Analysis

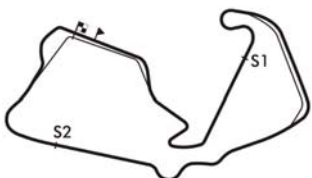
111 Duncan McKay (GA6)								Ford Capri							
lap	Sect-1	Speed	Sect-2	Speed	Sect-3	Speed	Laptime Pit	lap	Sect-1	Speed	Sect-2	Speed	Sect-3	Speed	Laptime Pit
1		116.7	1:16.425	121.1	28.098	89.0	4:25.407	5	48.896	115.7	1:16.917	119.0	29.046	87.4	2:34.859
2	48.428	115.7	1:17.061	119.6	28.825	86.9	2:34.314	6	47.950	115.3	1:17.091	118.1	28.617	88.3	2:33.658
3	48.088	115.3	1:16.558	119.0	28.199	87.5	2:32.845	7	48.189	115.7	1:17.691	120.9	28.744	87.3	2:34.624
4	48.465	114.5	1:17.424	118.1	28.220	88.2	2:34.109	8							

117 Tom Andrew (GA2)								BMW E30 M3							
lap	Sect-1	Speed	Sect-2	Speed	Sect-3	Speed	Laptime Pit	lap	Sect-1	Speed	Sect-2	Speed	Sect-3	Speed	Laptime Pit
1		123.4	1:14.844	132.4	27.935	92.2	4:20.043	5	45.008	125.7	1:12.854		27.383	91.4	2:25.245
2	45.750	124.7	1:13.413	133.4	27.608	94.8	2:26.771	6	44.653	126.1	1:12.803	132.4	28.448	88.8	2:25.904
3	45.234	126.9	1:13.343	132.4	27.660	91.2	2:26.237	7	46.101	125.4	1:13.784		28.306	89.2	2:28.191
4	45.384	124.3	1:13.953		28.298	87.3	2:27.635	8							

122 Gavin Pickering (GA2)								Ford Sierra XR4i							
lap	Sect-1	Speed	Sect-2	Speed	Sect-3	Speed	Laptime Pit	lap	Sect-1	Speed	Sect-2	Speed	Sect-3	Speed	Laptime Pit
1		106.2	1:22.304	115.5	30.122	86.6	4:36.745	3	49.253	107.2	1:21.759	95.9	In		2:53.768 P
2	49.470	109.8	1:20.950		30.255	86.3	2:40.675	4							

123 Ric Wood (GA4)								Ford Capri							
lap	Sect-1	Speed	Sect-2	Speed	Sect-3	Speed	Laptime Pit	lap	Sect-1	Speed	Sect-2	Speed	Sect-3	Speed	Laptime Pit
1		122.2	1:15.298	127.8	28.669	87.3	4:21.972	5	47.167	119.8	1:14.458	126.1	28.869	91.4	2:30.494
2	47.073	122.5	1:14.229	125.9	28.455	88.9	2:29.757	6	46.295	121.8	1:15.113	127.8	29.006	90.1	2:30.414
3	45.958	120.7	1:13.921	128.3	28.254	89.8	2:28.133	7	46.104	120.3	1:16.655	120.3	30.985	90.2	2:33.744
4	45.984	116.5	1:14.640	125.2	28.443	90.4	2:29.067	8							

146 Andy Dean Woods (GA2)								Audi 100							
lap	Sect-1	Speed	Sect-2	Speed	Sect-3	Speed	Laptime Pit	lap	Sect-1	Speed	Sect-2	Speed	Sect-3	Speed	Laptime Pit
1		120.5	1:15.110	126.9	27.796	88.9	4:21.411	3	46.642	116.1	1:16.123	124.0	28.439	88.7	2:31.204
2	45.988	117.7	1:16.119	119.8	29.071	89.0	2:31.178	4	45.857	119.0	1:16.907	115.3	In		2:41.179 P



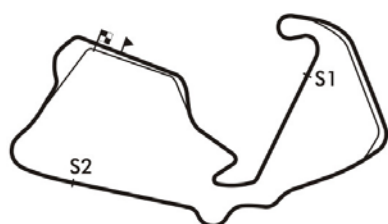
**Session Start: 17:20:35 - Finish: 17:38:54**  
**Weather/Track Conditions: Overcast / Dry**  
**Circuit: Silverstone Historic Grand Prix**  
**Track Length: 5.857 Km - 3.6394 miles**

# Silverstone Classic - 28 - 30 Jul 2017

## JET Super Touring Car Trophy

### Race 9 - Best Sector Times

SECTOR 1			SECTOR 2			SECTOR 3			IDEAL / BEST LAP COMPARISON						
NO	TIME	LAP	NO	TIME	LAP	NO	TIME	LAP	NO	NAME	BEST	IN	IDEAL	DIFF	
1	60	41.564	7	60	1:07.403	7	4	25.022	7	4	Jason Minshaw	2:14.796	7	2:14.569	+0.227
2	4	41.866	6	1	1:07.654	3	60	25.433	5	60	Mark Wright	2:15.220	7	2:14.400	+0.820
3	1	42.086	5	4	1:07.681	7	44	25.617	6	1	Gianfranco Brancate	2:16.091	5	2:15.435	+0.656
4	66	43.024	3	66	1:09.331	3	66	25.628	4	66	Harry Whale	2:18.145	4	2:17.983	+0.162
5	44	43.144	7	44	1:09.620	5	1	25.695	7	44	Jon Minshaw	2:18.836	6	2:18.381	+0.455
6	6	43.246	6	6	1:09.846	7	6	25.828	4	6	Dave Jarman	2:19.084	6	2:18.920	+0.164
7	15	43.262	3	15	1:10.073	2	88	26.349	5	15	Paul Mensley	2:19.936	2	2:19.736	+0.200
8	36	43.564	4	17	1:10.513	3	17	26.361	1	17	Mark Smith	2:20.857	3	2:20.590	+0.267
9	17	43.716	2	11	1:10.712	7	15	26.401	2	2	Chris Ward	2:21.636	5	2:21.103	+0.533
10	2	43.733	6	36	1:10.808	4	2	26.548	1	36	Keith Butcher	2:21.842	4	2:21.061	+0.781
11	11	43.826	5	2	1:10.822	3	20	26.565	1	11	Steve Dymoke	2:22.927	7	2:21.143	+1.784
12	67	43.832	5	7	1:11.202	2	11	26.605	5	88	Steve Soper	2:22.977	5	2:22.567	+0.410
13	7	44.047	4	31	1:11.249	5	36	26.689	1	61	Tom Houlbrook	2:23.090	3	2:22.950	+0.140
14	61	44.171	3	67	1:11.407	6	67	26.716	5	67	Tony Absolom	2:23.220	5	2:21.955	+1.265
15	88	44.371	4	61	1:11.713	3	8	26.777	5	28	Jason Hughes	2:23.493	6	2:23.202	+0.291
16	9	44.489	3	28	1:11.826	6	28	26.810	4	31	Jim Richards	2:23.525	5	2:22.748	+0.777
17	28	44.566	5	88	1:11.847	6	31	26.848	5	7	Darren Fielding	2:23.562	2	2:22.270	+1.292
18	31	44.651	6	77	1:11.861	5	10	26.850	1	9	Mike Wrigley	2:23.768	5	2:23.677	+0.091
19	117	44.653	6	8	1:12.035	6	30	26.940	2	8	Bernie Hogarth	2:23.806	6	2:23.542	+0.264
20	8	44.730	6	9	1:12.219	5	42	26.964	5	27	Allan Scott	2:24.628	6	2:24.492	+0.136
21	42	44.828	6	27	1:12.329	6	9	26.969	5	77	Phil Mauger	2:24.927	5	2:24.636	+0.291
22	27	44.867	6	10	1:12.427	1	7	27.021	2	117	Tom Andrew	2:25.245	5	2:24.839	+0.406
23	77	45.092	5	117	1:12.803	6	61	27.066	5	42	Tom Pochciol	2:25.578	5	2:24.698	+0.880
24	30	45.185	5	42	1:12.906	5	27	27.296	5	30	John Pearson	2:26.258	5	2:25.858	+0.400
25	24	45.562	5	24	1:13.056	3	117	27.383	5	24	Aly McMillan	2:26.624	4	2:26.014	+0.610
26	146	45.857	4	30	1:13.733	5	24	27.396	3	123	Ric Wood	2:28.133	3	2:28.133	+0.000
27	123	45.958	3	123	1:13.921	3	77	27.683	2	10	Daniel Wheeler	2:29.692	1	2:25.317	+4.375
28	10	46.040	2	40	1:14.627	4	51	27.765	3	51	Mike Wilds	2:29.832	3	2:29.468	+0.364
29	40	46.411	6	146	1:15.110	1	146	27.796	1	146	Andy Dean Woods	2:31.178	2	2:28.763	+2.415
30	51	46.479	4	51	1:15.224	2	18	28.008	1	40	Lindsay O'Donnell	2:31.181	4	2:30.309	+0.872
31	18	47.260	2	53	1:16.186	5	111	28.098	1	53	Mike Luck	2:32.210	5	2:31.745	+0.465
32	53	47.450	3	18	1:16.301	3	53	28.109	3	18	Mike Whitaker	2:32.476	5	2:31.569	+0.907
33	111	47.950	6	20	1:16.375	1	123	28.254	3	111	Duncan McKay	2:32.845	3	2:32.473	+0.372
34	3	48.809	1	111	1:16.425	1	48	28.761	5	45	Paul Linfoot	2:37.562	4	2:36.801	+0.761
35	122	49.253	3	45	1:17.276	5	40	29.271	3	48	Robin Benn	2:37.709	5	2:37.089	+0.620
36	48	49.342	6	48	1:18.986	5	45	29.808	4	122	Gavin Pickering	2:40.675	2	2:40.325	+0.350
37	45	49.717	4	122	1:20.950	2	122	30.122	1	41	George Pochciol	2:43.516	5	2:42.921	+0.595
38	12			41	1:21.124	5	41	31.090	4	20	Chris Beighton	2:50.102	1	2:38.347	+11.755
39	41	50.707	6	23	1:27.142	1	84			3	James Dodd				+
40	84			3	1:27.222	1	3			23	Graeme Dodd				+
41	20	55.407	2	84			12			12	Roger Stanford				+
42	23	1:12.140	1	12			23			84	Steve Jones		3:11.232	7:43.543	



Session Start: 17:20:35 - Finish: 17:38:54

Weather/Track Conditions: Overcast / Dry

Circuit: Silverstone Historic Grand Prix

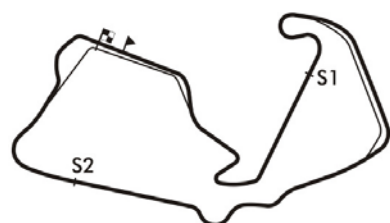
Track Length: 5.857 Km - 3.6394 miles

# Silverstone Classic - 28 - 30 Jul 2017

## JET Super Touring Car Trophy

### Race 9 - Best Sector Speeds

	NO	SECTOR 1	MPH	NO	SECTOR 2	MPH	NO	SECTOR 3	MPH
1	60	Mark Wright	147.8	1	Gianfranco Brancatelli	145.9	4	Jason Minshaw	101.1
2	1	Gianfranco Brancatelli	144.3	2	Chris Ward	137.5	44	Jon Minshaw	98.8
3	15	Paul Mensley	134.5	31	Jim Richards	137.5	60	Mark Wright	98.1
4	4	Jason Minshaw	133.7	17	Mark Smith	134.2	66	Harry Whale	98.0
5	31	Jim Richards	133.2	61	Tom Houlbrook	133.9	1	Gianfranco Brancatelli	97.5
6	2	Chris Ward	132.4	77	Phil Mauger	133.4	6	Dave Jarman	97.4
7	9	Mike Wrigley	130.1	117	Tom Andrew	133.4	15	Paul Mensley	96.8
8	17	Mark Smith	129.6	88	Steve Soper	132.9	17	Mark Smith	96.8
9	6	Dave Jarman	129.3	6	Dave Jarman	132.6	28	Jason Hughes	95.5
10	40	Lindsay O'Donnell	128.6	40	Lindsay O'Donnell	132.4	36	Keith Butcher	95.5
11	61	Tom Houlbrook	128.6	67	Tony Absolom	130.3	67	Tony Absolom	95.1
12	66	Harry Whale	128.3	123	Ric Wood	128.3	117	Tom Andrew	94.8
13	7	Darren Fielding	127.8	8	Bernie Hogarth	128.1	88	Steve Soper	94.7
14	11	Steve Dymoke	127.8	20	Chris Beighton	127.6	2	Chris Ward	94.5
15	77	Phil Mauger	127.8	42	Tom Pochciol	127.6	11	Steve Dymoke	94.1
16	36	Keith Butcher	126.9	30	John Pearson	127.1	10	Daniel Wheeler	93.9
17	117	Tom Andrew	126.9	146	Andy Dean Woods	126.9	61	Tom Houlbrook	93.9
18	27	Allan Scott	126.4	10	Daniel Wheeler	126.4	20	Chris Beighton	93.5
19	67	Tony Absolom	126.4	18	Mike Whitaker	125.7	31	Jim Richards	93.5
20	88	Steve Soper	126.4	28	Jason Hughes	124.0	7	Darren Fielding	93.2
21	10	Daniel Wheeler	125.9	45	Paul Linfoot	122.2	8	Bernie Hogarth	93.2
22	44	Jon Minshaw	125.9	111	Duncan McKay	121.1	40	Lindsay O'Donnell	92.7
23	8	Bernie Hogarth	125.0	41	George Pochciol	120.3	77	Phil Mauger	92.7
24	20	Chris Beighton	124.7	48	Robin Benn	119.8	27	Allan Scott	92.4
25	28	Jason Hughes	124.7	53	Mike Luck	116.9	30	John Pearson	92.3
26	42	Tom Pochciol	124.3	122	Gavin Pickering	115.5	9	Mike Wrigley	92.1
27	12	Roger Stanford	124.0	3	James Dodd	85.7	24	Aly McMillan	91.9
28	24	Aly McMillan	123.8	4	Jason Minshaw	0.0	42	Tom Pochciol	91.9
29	123	Ric Wood	122.5	7	Darren Fielding	0.0	123	Ric Wood	91.4
30	30	John Pearson	122.0	9	Mike Wrigley	0.0	51	Mike Wilds	91.3
31	18	Mike Whitaker	120.9	11	Steve Dymoke	0.0	53	Mike Luck	89.5
32	51	Mike Wilds	120.7	12	Roger Stanford	0.0	18	Mike Whitaker	89.0
33	146	Andy Dean Woods	120.5	15	Paul Mensley	0.0	111	Duncan McKay	89.0
34	53	Mike Luck	118.4	23	Graeme Dodd	0.0	146	Andy Dean Woods	89.0
35	111	Duncan McKay	116.7	24	Aly McMillan	0.0	122	Gavin Pickering	86.6
36	48	Robin Benn	115.3	27	Allan Scott	0.0	45	Paul Linfoot	84.6
37	41	George Pochciol	114.7	36	Keith Butcher	0.0	48	Robin Benn	83.7
38	84	Steve Jones	114.3	44	Jon Minshaw	0.0	41	George Pochciol	79.7
39	45	Paul Linfoot	110.6	51	Mike Wilds	0.0	84	Steve Jones	72.2
40	122	Gavin Pickering	109.8	60	Mark Wright	0.0	3	James Dodd	0.0



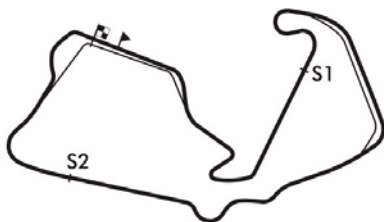
**Session Start: 17:20:35 - Finish: 17:38:54**  
**Weather/Track Conditions: Overcast / Dry**  
**Circuit: Silverstone Historic Grand Prix**  
**Track Length: 5.857 Km - 3.6394 miles**

# Silverstone Classic - 28 - 30 Jul 2017

## JET Super Touring Car Trophy

### Race 9 - Best Sector Speeds

41	3	James Dodd	90.7	66	Harry Whale	0.0	12	Roger Stanford	0.0
42	23	Graeme Dodd	76.7	84	Steve Jones	0.0	23	Graeme Dodd	0.0



**Session Start: 17:20:35 - Finish: 17:38:54**  
**Weather/Track Conditions: Overcast / Dry**  
**Circuit: Silverstone Historic Grand Prix**  
**Track Length: 5.857 Km - 3.6394 miles**

# Silverstone Classic - 28 - 30 Jul 2017

## JET Super Touring Car Trophy

### Race 9 - Lap Chart

Lap 1			Lap 2			Lap 3			Lap 4			Lap 5			Lap 6		
NO	Behind	Laptime	NO	Behind	Laptime	NO	Behind	Laptime	NO	Behind	Laptime	NO	Behind	Laptime	NO	Behind	Laptime
4		2:18.174	4		2:18.725	4		2:21.232	4		2:16.162	4		2:15.939	4		2:15.718
36	7.731	2:25.905	41	1 LAP	4:39.623	111	1 LAP	2:34.314	88	1 LAP	2:24.109	9	1 LAP	2:25.369	61	1 LAP	2:23.724
7	9.306	2:27.480	36	12.463	2:23.457	53	1 LAP	2:34.396	123	1 LAP	2:28.133	2	1 LAP	2:22.310	2	1 LAP	2:21.636
6	9.754	2:27.928	6	12.850	2:21.821	18	1 LAP	2:32.756	51	1 LAP	2:29.832	31	1 LAP	2:25.400	9	1 LAP	2:23.768
10	11.518	2:29.692	7	14.143	2:23.562	44	14.906	2:21.651	146	1 LAP	2:31.204	88	1 LAP	2:24.420	31	1 LAP	2:23.525
44	12.198	2:30.372	44	14.487	2:21.014	6	15.287	2:23.669	111	1 LAP	2:32.845	117	1 LAP	2:27.635	88	1 LAP	2:22.977
11	13.318	2:31.492	11	19.190	2:24.597	36	16.002	2:24.771	44	18.467	2:19.723	42	1 LAP	2:26.961	117	1 LAP	2:25.245
67	14.247	2:32.421	67	19.951	2:24.429	7	18.173	2:25.262	6	18.926	2:19.801	123	1 LAP	2:29.067	42	1 LAP	2:25.578
24	14.918	2:33.092	24	24.111	2:27.918	122	1 LAP	2:40.675	53	1 LAP	2:32.261	44	21.485	2:18.957	44	24.603	2:18.836
8	15.992	2:34.166	8	24.188	2:26.921	45	1 LAP	2:42.689	36	21.682	2:21.842	6	23.326	2:20.339	6	26.692	2:19.084
27	16.418	2:34.592	28	24.338	2:26.511	48	1 LAP	2:45.095	18	1 LAP	2:32.873	36	28.726	2:22.983	123	1 LAP	2:30.494
28	16.552	2:34.726	27	25.315	2:27.622	11	21.643	2:23.685	7	25.993	2:23.982	146	1 LAP	2:41.179	36	36.498	2:23.490
30	17.263	2:35.437	77	25.714	2:26.833	67	22.715	2:23.996	11	29.637	2:24.156	7	35.535	2:25.481	11	44.986	2:23.446
77	17.606	2:35.780	30	26.485	2:27.947	41	1 LAP	2:45.284	67	31.251	2:24.698	111	1 LAP	2:34.109	7	45.451	2:25.634
40	23.555	2:41.729	10	26.735	2:33.942	28	29.087	2:25.981	28	39.115	2:26.190	11	37.258	2:23.560	67	46.585	2:23.771
3	26.489	2:44.663	40	39.436	2:34.606	24	29.522	2:26.643	24	39.984	2:26.624	67	38.532	2:23.220	28	54.847	2:23.493
20	31.928	2:50.102	20	1:22.536	3:09.333	8	30.292	2:27.336	8	41.701	2:27.571	53	1 LAP	2:34.573	111	1 LAP	2:34.859
23	56.324	3:14.498	60	1:46.517	2:16.608	27	31.143	2:27.060	27	42.876	2:27.895	18	1 LAP	2:34.182	53	1 LAP	2:32.210
60	1:48.634	4:06.808	1	1:48.035	2:16.670	77	31.967	2:27.485	77	43.932	2:28.127	28	47.072	2:23.896	18	1 LAP	2:32.476
1	1:50.090	4:08.264	66	1:50.490	2:18.728	30	32.370	2:27.117	30	45.911	2:29.703	8	50.717	2:24.955	8	58.805	2:23.806
66	1:50.487	4:08.661	15	1:54.249	2:19.936	40	49.803	2:31.599	48	1 LAP	2:42.192	27	51.807	2:24.870	27	1:00.717	2:24.628
15	1:53.038	4:11.212	17	1:56.343	2:21.101	1	1:43.404	2:16.601	45	1 LAP	2:44.967	51	1 LAP	3:00.184	77	1:02.845	2:25.643
17	1:53.967	4:12.141	61	2:03.054	2:24.413	60	1:43.542	2:18.257	122	1 LAP	2:53.768	77	52.920	2:24.927	30	1:07.735	2:27.223
61	1:57.366	4:15.540	9	2:05.726	2:25.898	66	1:47.447	2:18.189	41	1 LAP	2:47.501	30	56.230	2:26.258	24	1:22.603	2:35.018
31	1:58.335	4:16.509	31	2:07.152	2:27.542	15	1:54.056	2:21.039	40	1:04.822	2:31.181	24	1:03.303	2:39.258	45	1 LAP	2:37.655
9	1:58.553	4:16.727	117	2:09.915	2:26.771	17	1:55.968	2:20.857	1	1:44.109	2:16.867	45	1 LAP	2:37.562	48	1 LAP	2:37.709
117	2:01.869	4:20.043	42	2:10.388	2:27.009	61	2:04.912	2:23.090	60	1:44.719	2:17.339	48	1 LAP	2:39.750	40	1:36.818	2:31.610
42	2:02.104	4:20.278	2	2:12.064	2:25.837	9	2:08.682	2:24.188	66	1:49.430	2:18.145	40	1:20.926	2:32.043	60	1:44.631	2:15.615
146	2:03.237	4:21.411	123	2:14.830	2:29.757	31	2:09.746	2:23.826	15	1:59.572	2:21.678	41	1 LAP	2:44.306	1	1:46.213	2:17.670
123	2:03.798	4:21.972	88	2:15.006	2:26.148	2	2:12.650	2:21.818	17	2:01.729	2:21.923	1	1:44.261	2:16.091	41	1 LAP	2:43.516
51	2:04.445	4:22.619	146	2:15.690	2:31.178	117	2:14.920	2:26.237	61	2:12.940	2:24.190	60	1:44.734	2:15.954	66	1:55.815	2:19.251
2	2:04.952	4:23.126	51	2:16.090	2:30.370	42	2:15.835	2:26.679				66	1:52.282	2:18.791	15	2:10.011	2:21.265
111	2:07.233	4:25.407										15	2:04.464	2:20.831	17	2:12.671	2:21.248
88	2:07.583	4:25.757										17	2:07.141	2:21.351			
53	2:10.638	4:28.812															
18	2:12.884	4:31.058															
48	2:16.237	4:34.411															
45	2:17.147	4:35.321															
122	2:18.571	4:36.745															

Session Start: 17:20:35 - Finish: 17:38:54

Weather/Track Conditions: Overcast / Dry

Circuit: Silverstone Historic Grand Prix

Track Length: 5.857 Km - 3.6394 miles



# Silverstone Classic - 28 - 30 Jul 2017

## JET Super Touring Car Trophy

### Race 9 - Lap Chart

Lap 7			Lap 8		
NO	Behind	Laptime	NO	Behind	Laptime
4		2:14.796	4		2:18.753
2	1 LAP	2:22.390	41	2 LAPS	2:45.398
61	1 LAP	2:28.812	17	1 LAP	2:27.090
9	1 LAP	2:24.339	2	1 LAP	2:26.745
31	1 LAP	2:23.915	9	1 LAP	2:27.424
88	1 LAP	2:23.418	31	1 LAP	2:27.280
44	29.343	2:19.536	44	31.540	2:20.950
117	1 LAP	2:25.904	88	1 LAP	2:25.104
42	1 LAP	2:25.678	61	1 LAP	2:34.630
6	31.942	2:20.046	6	36.210	2:23.021
36	46.397	2:24.695	117	1 LAP	2:28.191
123	1 LAP	2:30.414	42	1 LAP	2:28.022
11	53.117	2:22.927	36	52.670	2:25.026
51	2 LAPS	4:32.034	11	1:00.068	2:25.704
7	54.883	2:24.228	7	1:02.948	2:26.818
28	1:05.147	2:25.096	123	1 LAP	2:33.744
27	1:13.461	2:27.540	51	2 LAPS	2:34.313
111	1 LAP	2:33.658	28	1:13.125	2:26.731
53	1 LAP	2:33.590	27	1:20.642	2:25.934
77	1:15.753	2:27.704	77	1:25.911	2:28.911
18	1 LAP	2:35.201	53	1 LAP	2:33.596
30	1:23.071	2:30.132	111	1 LAP	2:34.624
24	1:44.607	2:36.800	18	1 LAP	2:32.563
60	1:45.055	2:15.220	30	1:33.335	2:29.017
1	1:47.894	2:16.477	60	1:42.678	2:16.376
40	1:56.500	2:34.478	1	1:46.722	2:17.581
48	1 LAP	2:39.429	24	1:55.238	2:29.384
45	1 LAP	2:42.827	66	2:04.328	2:21.688
66	2:01.393	2:20.374	45	1 LAP	2:39.017
67	2:07.448	3:35.659	48	1 LAP	2:42.419
15	2:17.935	2:22.720	15	2:21.645	2:22.463
			40	2:52.289	3:14.542

**Session Start: 17:20:35 - Finish: 17:38:54**  
**Weather/Track Conditions: Overcast / Dry**  
**Circuit: Silverstone Historic Grand Prix**  
**Track Length: 5.857 Km - 3.6394 miles**



**Silverstone Classic - 28 - 30 Jul 2017**

**JET Super Touring Car Trophy**  
**Race 22 - Starting Grid - AMENDED**

**Sheet No:**

*Start Time : 17:40 - Heat Duration : 20 Minutes*

22	38	84	Steve Jones	39	19	Dave Brodie
21	36	51	Mike Wilds	37	146	Andy Dean Woods
20	34	48	Robin Benn	35	41	George Pochciol
19	32	18	Mike Whitaker	33	45	Paul Linfoot
18	30	53	Mike Luck	31	111	Duncan McKay
17	28	117	Tom Andrew	29	42	Tom Pochciol
16	26	88	Steve Soper	27	61	Tom Houlbrook
15	24	9	Mike Wrigley	25	31	Jim Richards
14	22	17	Mark Smith	23	2	Chris Ward
13	20	66	Harry Whale	21	15	Paul Mensley
12	18	60	Mark Wright	19	1	Gianfranco Brancatelli
11			--- empty ---			--- empty ---
10			--- empty ---			--- empty ---
9	17	12	Roger Stanford			--- empty ---
8	15	3	James Dodd	16	23	Graeme Dodd
7	13	67	Tony Absolom	14	10	Daniel Wheeler
6	11	24	Aly McMillan	12	40	Lindsay O'Donnell
5	9	77	Phil Mauger	10	30	John Pearson
4	7	28	Jason Hughes	8	27	Allan Scott
3	5	11	Steve Dymoke	6	7	Darren Fielding
2	3	6	Dave Jarman	4	36	Keith Butcher
1	1	4	Jason Minshaw	2	44	Jon Minshaw

**Pole Right**



This race will be a two-part start with a safety car controlling each group. Car 122 withdrawn. Car 19 starts back of grid.

*Circuit: Silverstone Historic Grand Prix*  
*Track Length: 5.857 Km - 3.6394 miles*

These results are provisional until the conclusion of any judicial and technical matters.		
Clerk of the Course:	Timekeeper:	Issued at:



## Silverstone Classic - 28 - 30 Jul 2017

### Silverstone Classic Celebrity Challenge Trophy Race 10 - Classification

Sheet No:

POS	NO	DRIVER/S	CLASS	CLASS POS	CAR MAKE / MODEL	TIME	LAPS	GAP	DIFF	MPH	BEST	ON
1	104	Steve Soper	BL	1	Austin A35 Academy	11:21.946	3	-- 3 laps --		57.63	3:20.059	3
2	114	Martin Donnelly	RR	1	Austin A35 Academy	11:23.514	3	1.568	1.568	57.50	3:19.191	3
3	127	Mark Blundell	SCS	1	Austin A35 Academy	11:23.949	3	2.003	0.435	57.46	3:19.157	3
4	174	Wayne Gardner	BL	2	Austin A35 Academy	11:28.564	3	6.618	4.615	57.08	3:22.554	3
5	192	Tiff Needell	SCS	2	Austin A35 Academy	11:32.935	3	10.989	4.371	56.72	3:24.610	3
6	180	Neil Primrose	RR	2	Austin A35 Academy	11:33.395	3	11.449	0.460	56.68	3:24.727	3
7	150	Tony Jardine	SCS	3	Austin A30 Academy	11:36.443	3	14.497	3.048	56.43	3:26.150	3
8	143	Anthony Reid	GG	1	Austin A35 Academy	11:39.711	3	17.765	3.268	56.17	3:25.590	2
9	155	Jason Kenny	GG	2	Austin A35 Academy	11:44.426	3	22.480	4.715	55.79	3:30.045	3
10	135	Nick Wigley	SKS	1	Austin A35 Academy	11:46.631	3	24.685	2.205	55.62	3:30.993	3
11	121	Steve Parrish	BL	3	Austin A30 Academy	11:49.343	3	27.397	2.712	55.41	3:30.444	2
12	177	Howard Donald	RR	3	Austin A30 Academy	11:50.768	3	28.822	1.425	55.30	3:30.962	3
13	101	Peter James	RR	4	Austin A35 Academy	11:55.148	3	33.202	4.380	54.96	3:35.785	3
14	106	Freddie Spencer	BL	4	Austin A35 Academy	12:21.296	3	59.350	26.148	53.02	3:47.653	3
15	128	Theo Paphitis	SCS	4	Austin A35 Academy	12:34.689	3	1:12.743	13.393	52.08	3:54.994	2
16	125	Carl Froch	SKS	2	Austin A35 Academy	12:35.451	3	1:13.505	0.762	52.03	3:49.411	2
17	172	Amy Williams	GG	3	Austin A35 Academy	12:48.932	3	1:26.986	13.481	51.11	4:01.519	3
18	103	Vassos Alexander	SCS	5	Austin A35 Academy	12:54.978	3	1:33.032	6.046	50.72	3:59.327	2
19	112	Mike Wedderburn	SKS	3	Austin A30 Academy	14:33.666	3	3:11.720	1:38.688	44.99	4:21.754	3
----- NOT CLASSIFIED -----												
DNF	116	Mark Hunter	GG		Austin A30 Academy	4:44.432	1	-- 1 laps --		46.06	4:44.432	1

----- FASTEST LAP SUMMARY -----

NO	DRIVER/S	CLASS	CAR MAKE / MODEL	FASTEST LAP	ON	MPH
127	Mark Blundell	SCS	Austin A35 Academy	3:19.157	3	65.79
114	Martin Donnelly	RR	Austin A35 Academy	3:19.191	3	65.77
104	Steve Soper	BL	Austin A35 Academy	3:20.059	3	65.49
143	Anthony Reid	GG	Austin A35 Academy	3:25.590	2	63.73
135	Nick Wigley	SKS	Austin A35 Academy	3:30.993	3	62.10

Cars 104, 124, 126, 151 & 178 did not take restart after red flag

Session Start: 19:03:22 - Finish: 19:14:43

Weather/Track Conditions: Rain / Damp

Circuit: Silverstone Historic Grand Prix

Track Length: 5.857 Km - 3.6394 miles

These results are provisional until the conclusion of any judicial and technical matters.

Clerk of the Course:	Timekeeper:	Issued at:
----------------------	-------------	------------

# Silverstone Classic - 28 - 30 Jul 2017

## Silverstone Classic Celebrity Challenge Trophy

### Race 10 - Sector Analysis

101 Peter James (RR)								Austin A35 Academy							
lap	Sect-1	Speed	Sect-2	Speed	Sect-3	Speed	Laptime Pit	lap	Sect-1	Speed	Sect-2	Speed	Sect-3	Speed	Laptime Pit
1		65.3	2:13.200	39.6	1:04.954	32.2	4:41.552	3	1:06.793	86.9	1:47.317	89.4	41.675	58.0	3:35.785
2	1:10.909	86.3	1:45.862	90.1	41.040	58.5	3:37.811	4							

103 Vassos Alexander (SCS)								Austin A35 Academy							
lap	Sect-1	Speed	Sect-2	Speed	Sect-3	Speed	Laptime Pit	lap	Sect-1	Speed	Sect-2	Speed	Sect-3	Speed	Laptime Pit
1		75.4	2:07.752		1:03.851	31.0	4:43.644	3	1:17.216	85.3	2:08.602		46.189	53.1	4:12.007
2	1:17.031	80.6	1:53.485		48.811	15.5	3:59.327	4							

104 Steve Soper (BL)								Austin A35 Academy							
lap	Sect-1	Speed	Sect-2	Speed	Sect-3	Speed	Laptime Pit	lap	Sect-1	Speed	Sect-2	Speed	Sect-3	Speed	Laptime Pit
1		61.9	2:17.058	40.4	1:06.106	35.3	4:38.249	3	1:03.349	89.5	1:39.717	92.3	36.993	64.9	3:20.059
2	1:07.462	91.1	1:38.980	91.6	37.196	63.8	3:23.638	4							

106 Freddie Spencer (BL)								Austin A35 Academy							
lap	Sect-1	Speed	Sect-2	Speed	Sect-3	Speed	Laptime Pit	lap	Sect-1	Speed	Sect-2	Speed	Sect-3	Speed	Laptime Pit
1		70.9	2:08.869	35.2	1:03.937	36.9	4:43.048	3	1:10.202	82.8	1:52.586		44.865	58.0	3:47.653
2	1:13.668	83.7	1:52.036	89.5	44.891	55.5	3:50.595	4							

112 Mike Wedderburn (SKS)								Austin A30 Academy							
lap	Sect-1	Speed	Sect-2	Speed	Sect-3	Speed	Laptime Pit	lap	Sect-1	Speed	Sect-2	Speed	Sect-3	Speed	Laptime Pit
1		80.0	2:03.767		1:04.691	45.9	4:46.981	3	1:20.021	61.8	2:09.574		52.159	49.4	4:21.754
2	1:16.745	79.0	2:52.978		1:15.208	44.6	5:24.931	4							

114 Martin Donnelly (RR)								Austin A35 Academy							
lap	Sect-1	Speed	Sect-2	Speed	Sect-3	Speed	Laptime Pit	lap	Sect-1	Speed	Sect-2	Speed	Sect-3	Speed	Laptime Pit
1		58.8	2:15.853		1:06.161	35.1	4:38.353	3	1:01.999	90.9	1:39.946		37.246	64.3	3:19.191
2	1:07.848	94.4	1:40.889		37.233	65.1	3:25.970	4							

116 Mark Hunter (GG)								Austin A30 Academy							
lap	Sect-1	Speed	Sect-2	Speed	Sect-3	Speed	Laptime Pit	lap	Sect-1	Speed	Sect-2	Speed	Sect-3	Speed	Laptime Pit
1		75.9	2:06.908		1:03.633	33.8	4:44.432	2							

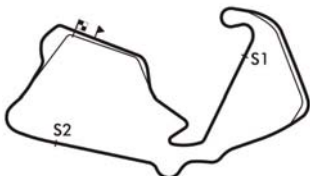
121 Steve Parrish (BL)								Austin A30 Academy							
lap	Sect-1	Speed	Sect-2	Speed	Sect-3	Speed	Laptime Pit	lap	Sect-1	Speed	Sect-2	Speed	Sect-3	Speed	Laptime Pit
1		66.3	2:12.004		1:04.418	34.6	4:41.171	3	1:04.088	90.6	1:43.226		50.414	66.2	3:37.728
2	1:08.694	89.2	1:42.987		38.763	64.3	3:30.444	4							

125 Carl Froch (SKS)								Austin A35 Academy							
lap	Sect-1	Speed	Sect-2	Speed	Sect-3	Speed	Laptime Pit	lap	Sect-1	Speed	Sect-2	Speed	Sect-3	Speed	Laptime Pit
1		74.3	2:08.974	38.9	1:04.812	30.4	4:43.207	3	1:23.980	81.9	1:53.328	87.6	45.525	52.8	4:02.833
2	1:12.215	85.5	1:51.947	90.0	45.249	53.4	3:49.411	4							

127 Mark Blundell (SCS)								Austin A35 Academy							
lap	Sect-1	Speed	Sect-2	Speed	Sect-3	Speed	Laptime Pit	lap	Sect-1	Speed	Sect-2	Speed	Sect-3	Speed	Laptime Pit
1		60.9	2:16.012		1:05.437	36.1	4:39.334	3	1:01.585	90.6	1:40.237		37.335	67.4	3:19.157
2	1:07.069	93.6	1:40.827		37.562	66.5	3:25.458	4							

128 Theo Paphitis (SCS)								Austin A35 Academy							
lap	Sect-1	Speed	Sect-2	Speed	Sect-3	Speed	Laptime Pit	lap	Sect-1	Speed	Sect-2	Speed	Sect-3	Speed	Laptime Pit
1		70.9	2:09.756		1:04.278	38.3	4:42.589	3	1:13.234	75.6	1:56.833		47.039	52.9	3:57.106
2	1:16.410	77.9	1:52.486		46.098	53.4	3:54.994	4							

135 Nick Wigley (SKS)								Austin A35 Academy							
lap	Sect-1	Speed	Sect-2	Speed	Sect-3	Speed	Laptime Pit	lap	Sect-1	Speed	Sect-2	Speed	Sect-3	Speed	Laptime Pit
1		65.7	2:13.666		1:04.926	34.3	4:40.694	3	1:05.268	81.0	1:45.088		40.637	61.1	3:30.993
2	1:10.469	85.3	1:44.473		40.002	56.4	3:34.944	4							



**Session Start: 19:03:22 - Finish: 19:14:43**  
**Weather/Track Conditions: Rain / Damp**  
**Circuit: Silverstone Historic Grand Prix**  
**Track Length: 5.857 Km - 3.6394 miles**

# Silverstone Classic - 28 - 30 Jul 2017

## Silverstone Classic Celebrity Challenge Trophy

### Race 10 - Sector Analysis

143 Anthony Reid (GG)								Austin A35 Academy							
lap	Sect-1	Speed	Sect-2	Speed	Sect-3	Speed	Laptime Pit	lap	Sect-1	Speed	Sect-2	Speed	Sect-3	Speed	Laptime Pit
1		59.2	2:15.855	39.6	1:05.676	35.2	4:38.565	3	1:01.508	92.1	1:40.424	92.7	53.624	63.7	3:35.556
2	1:07.467	92.1	1:40.556	92.1	37.567	62.4	3:25.590	4							

150 Tony Jardine (SCS)								Austin A30 Academy							
lap	Sect-1	Speed	Sect-2	Speed	Sect-3	Speed	Laptime Pit	lap	Sect-1	Speed	Sect-2	Speed	Sect-3	Speed	Laptime Pit
1		61.2	2:15.052	39.9	1:05.194	35.2	4:40.166	3	1:02.983	90.4	1:43.330	90.4	39.837	60.8	3:26.150
2	1:10.059	89.7	1:41.616	91.7	38.452	63.1	3:30.127	4							

155 Jason Kenny (GG)								Austin A35 Academy							
lap	Sect-1	Speed	Sect-2	Speed	Sect-3	Speed	Laptime Pit	lap	Sect-1	Speed	Sect-2	Speed	Sect-3	Speed	Laptime Pit
1		64.2	2:11.740	39.4	1:04.918	34.9	4:40.636	3	1:05.206	82.6	1:43.508	90.3	41.331	63.2	3:30.045
2	1:09.764	85.8	1:43.583	92.2	40.398	63.5	3:33.745	4							

172 Amy Williams (GG)								Austin A35 Academy							
lap	Sect-1	Speed	Sect-2	Speed	Sect-3	Speed	Laptime Pit	lap	Sect-1	Speed	Sect-2	Speed	Sect-3	Speed	Laptime Pit
1		72.5	2:06.520	41.3	1:03.416	34.2	4:45.643	3	1:15.491	75.0	1:58.994	76.0	47.034	55.8	4:01.519
2	1:18.852	71.8	1:55.531	74.6	47.387	52.9	4:01.770	4							

174 Wayne Gardner (BL)								Austin A35 Academy							
lap	Sect-1	Speed	Sect-2	Speed	Sect-3	Speed	Laptime Pit	lap	Sect-1	Speed	Sect-2	Speed	Sect-3	Speed	Laptime Pit
1		57.6	2:15.878	38.8	1:05.808	34.9	4:38.942	3	1:03.542	92.4	1:40.732	92.4	38.280	60.3	3:22.554
2	1:08.048	94.0	1:41.346	94.0	37.674	61.9	3:27.068	4							

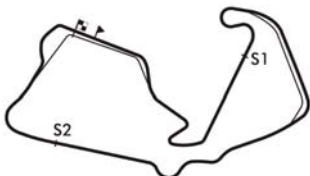
177 Howard Donald (RR)								Austin A30 Academy							
lap	Sect-1	Speed	Sect-2	Speed	Sect-3	Speed	Laptime Pit	lap	Sect-1	Speed	Sect-2	Speed	Sect-3	Speed	Laptime Pit
1		72.7	2:11.699	40.4	1:04.341	32.2	4:42.371	3	1:05.560	88.0	1:44.914	90.2	40.488	63.4	3:30.962
2	1:11.780	87.5	1:44.689	88.4	40.966	61.9	3:37.435	4							

180 Neil Primrose (RR)								Austin A35 Academy							
lap	Sect-1	Speed	Sect-2	Speed	Sect-3	Speed	Laptime Pit	lap	Sect-1	Speed	Sect-2	Speed	Sect-3	Speed	Laptime Pit
1		60.1	2:15.299		1:04.945	36.8	4:39.752	3	1:03.702	92.4	1:41.994		39.031	63.4	3:24.727
2	1:08.619	92.7	1:41.390		38.907	61.6	3:28.916	4							

192 Tiff Needell (SCS)								Austin A35 Academy							
lap	Sect-1	Speed	Sect-2	Speed	Sect-3	Speed	Laptime Pit	lap	Sect-1	Speed	Sect-2	Speed	Sect-3	Speed	Laptime Pit
1		56.7	2:15.134	39.2	1:05.572	35.9	4:39.559	3	1:03.359	91.9	1:42.642	92.4	38.609	61.7	3:24.610
2	1:08.093	92.7	1:42.145	93.2	38.528	62.4	3:28.766	4							



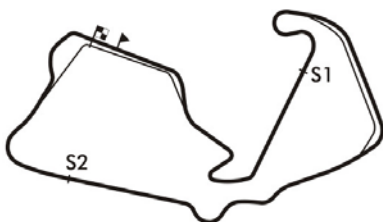
**Session Start: 19:03:22 - Finish: 19:14:43**  
**Weather/Track Conditions: Rain / Damp**  
**Circuit: Silverstone Historic Grand Prix**  
**Track Length: 5.857 Km - 3.6394 miles**

# Silverstone Classic - 28 - 30 Jul 2017

## Silverstone Classic Celebrity Challenge Trophy

### Race 10 - Best Sector Times

	SECTOR 1			SECTOR 2			SECTOR 3			IDEAL / BEST LAP COMPARISON					
	NO	TIME	LAP	NO	TIME	LAP	NO	TIME	LAP	NO	NAME	BEST	IN	IDEAL	DIFF
1	143	1:01.508	3	104	1:38.980	2	104	36.993	3	127	Mark Blundell	3:19.157	3	3:19.157	+0.000
2	127	1:01.585	3	114	1:39.946	3	114	37.233	2	114	Martin Donnelly	3:19.191	3	3:19.178	+0.013
3	114	1:01.999	3	127	1:40.237	3	127	37.335	3	104	Steve Soper	3:20.059	3	3:19.322	+0.737
4	150	1:02.983	3	143	1:40.424	3	143	37.567	2	174	Wayne Gardner	3:22.554	3	3:21.948	+0.606
5	104	1:03.349	3	174	1:40.732	3	174	37.674	2	192	Tiff Needell	3:24.610	3	3:24.032	+0.578
6	192	1:03.359	3	180	1:41.390	2	150	38.452	2	180	Neil Primrose	3:24.727	3	3:23.999	+0.728
7	174	1:03.542	3	150	1:41.616	2	192	38.528	2	143	Anthony Reid	3:25.590	2	3:19.499	+6.091
8	180	1:03.702	3	192	1:42.145	2	121	38.763	2	150	Tony Jardine	3:26.150	3	3:23.051	+3.099
9	121	1:04.088	3	121	1:42.987	2	180	38.907	2	155	Jason Kenny	3:30.045	3	3:29.112	+0.933
10	155	1:05.206	3	155	1:43.508	3	135	40.002	2	121	Steve Parrish	3:30.444	2	3:25.838	+4.606
11	135	1:05.268	3	135	1:44.473	2	155	40.398	2	177	Howard Donald	3:30.962	3	3:30.737	+0.225
12	177	1:05.560	3	177	1:44.689	2	177	40.488	3	135	Nick Wigley	3:30.993	3	3:29.743	+1.250
13	101	1:06.793	3	101	1:45.862	2	101	41.040	2	101	Peter James	3:35.785	3	3:33.695	+2.090
14	106	1:10.202	3	125	1:51.947	2	106	44.865	3	106	Freddie Spencer	3:47.653	3	3:47.103	+0.550
15	125	1:12.215	2	106	1:52.036	2	125	45.249	2	125	Carl Froch	3:49.411	2	3:49.411	+0.000
16	128	1:13.234	3	128	1:52.486	2	128	46.098	2	128	Theo Paphitis	3:54.994	2	3:51.818	+3.176
17	172	1:15.491	3	103	1:53.485	2	103	46.189	3	103	Vassos Alexander	3:59.327	2	3:55.791	+3.536
18	116	1:15.718	2	172	1:55.531	2	172	47.034	3	172	Amy Williams	4:01.519	3	3:58.056	+3.463
19	103	1:16.117	1	112	2:03.767	1	116	51.280	0	112	Mike Wedderburn	4:21.754	3	4:12.670	+9.084
20	112	1:16.745	2	116	2:06.908	1	112	52.158	0	116	Mark Hunter	4:44.432	1	4:13.906	+30.526



**Session Start: 19:03:22 - Finish: 19:14:43**  
**Weather/Track Conditions: Rain / Damp**  
**Circuit: Silverstone Historic Grand Prix**  
**Track Length: 5.857 Km - 3.6394 miles**

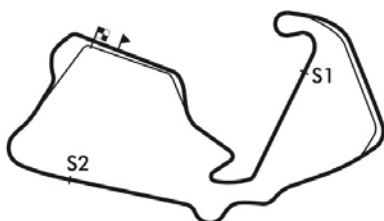


# Silverstone Classic - 28 - 30 Jul 2017

## Silverstone Classic Celebrity Challenge Trophy

### Race 10 - Best Sector Speeds

	NO	SECTOR 1	MPH	NO	SECTOR 2	MPH	NO	SECTOR 3	MPH
1	114	Martin Donnelly	94.4	174	Wayne Gardner	94.0	127	Mark Blundell	67.4
2	174	Wayne Gardner	94.0	192	Tiff Needell	93.2	121	Steve Parrish	66.2
3	127	Mark Blundell	93.6	143	Anthony Reid	92.7	114	Martin Donnelly	65.1
4	180	Neil Primrose	92.7	104	Steve Soper	92.3	104	Steve Soper	64.9
5	192	Tiff Needell	92.7	155	Jason Kenny	92.2	143	Anthony Reid	63.7
6	143	Anthony Reid	92.1	150	Tony Jardine	91.7	155	Jason Kenny	63.5
7	104	Steve Soper	91.1	177	Howard Donald	90.2	177	Howard Donald	63.4
8	121	Steve Parrish	90.6	101	Peter James	90.1	180	Neil Primrose	63.4
9	150	Tony Jardine	90.4	125	Carl Froch	90.0	150	Tony Jardine	63.1
10	177	Howard Donald	88.0	106	Freddie Spencer	89.5	192	Tiff Needell	62.4
11	101	Peter James	86.9	172	Amy Williams	76.0	174	Wayne Gardner	61.9
12	155	Jason Kenny	85.8	103	Vassos Alexander	0.0	135	Nick Wigley	61.1
13	125	Carl Froch	85.5	112	Mike Wedderburn	0.0	101	Peter James	58.5
14	103	Vassos Alexander	85.3	114	Martin Donnelly	0.0	106	Freddie Spencer	58.0
15	135	Nick Wigley	85.3	116	Mark Hunter	0.0	172	Amy Williams	55.8
16	106	Freddie Spencer	83.7	121	Steve Parrish	0.0	116	Mark Hunter	55.0
17	116	Mark Hunter	80.8	127	Mark Blundell	0.0	112	Mike Wedderburn	54.0
18	112	Mike Wedderburn	80.0	128	Theo Paphitis	0.0	125	Carl Froch	53.4
19	128	Theo Paphitis	77.9	135	Nick Wigley	0.0	128	Theo Paphitis	53.4
20	172	Amy Williams	75.0	180	Neil Primrose	0.0	103	Vassos Alexander	53.1



**Session Start: 19:03:22 - Finish: 19:14:43**  
**Weather/Track Conditions: Rain / Damp**  
**Circuit: Silverstone Historic Grand Prix**  
**Track Length: 5.857 Km - 3.6394 miles**



# Silverstone Classic - 28 - 30 Jul 2017

## Silverstone Classic Celebrity Challenge Trophy

### Race 10 - Lap Chart

Lap 1			Lap 2			Lap 3		
NO	Behind	Laptime	NO	Behind	Laptime	NO	Behind	Laptime
104		4:38.249	104		3:23.638	104		3:20.059
114	0.104	4:38.353	143	2.268	3:25.590	114	1.568	3:19.191
143	0.316	4:38.565	114	2.436	3:25.970	127	2.003	3:19.157
174	0.693	4:38.942	127	2.905	3:25.458	174	6.618	3:22.554
127	1.085	4:39.334	174	4.123	3:27.068	192	10.989	3:24.610
192	1.310	4:39.559	192	6.438	3:28.766	180	11.449	3:24.727
180	1.503	4:39.752	180	6.781	3:28.916	150	14.497	3:26.150
150	1.917	4:40.166	150	8.406	3:30.127	143	17.765	3:35.556
155	2.387	4:40.636	121	9.728	3:30.444	155	22.480	3:30.045
135	2.445	4:40.694	155	12.494	3:33.745	135	24.685	3:30.993
121	2.922	4:41.171	135	13.751	3:34.944	121	27.397	3:37.728
101	3.303	4:41.552	101	17.476	3:37.811	177	28.822	3:30.962
177	4.122	4:42.371	177	17.919	3:37.435	101	33.202	3:35.785
128	4.340	4:42.589	125	30.731	3:49.411	106	59.350	3:47.653
106	4.799	4:43.048	106	31.756	3:50.595	128	1:12.743	3:57.106
125	4.958	4:43.207	128	35.696	3:54.994	125	1:13.505	4:02.833
103	5.395	4:43.644	103	41.084	3:59.327	172	1:26.986	4:01.519
116	6.183	4:44.432	172	45.526	4:01.770	103	1:33.032	4:12.007
172	7.394	4:45.643	112	2:10.025	5:24.931	112	3:11.720	4:21.754
112	8.732	4:46.981						

**Session Start: 19:03:22 - Finish: 19:14:43**  
**Weather/Track Conditions: Rain / Damp**  
**Circuit: Silverstone Historic Grand Prix**  
**Track Length: 5.857 Km - 3.6394 miles**





## Silverstone Classic - 28 - 30 Jul 2017

### Gallet International Trophy For Classic GT Cars (Pre '66)

#### Race 11 - Classification

Sheet No:

POS	NO	DRIVER/S	NAT	CLASS	CLASS POS	CAR MAKE / MODEL	TIME	LAPS	GAP	DIFF	MPH	BEST	ON
1	15	Oliver Bryant		C3	1	AC Cobra	51:26.358	16	-- 16 laps		67.92	2:58.845	16
2	71	Roger Wills		C3	2	Bizzarrini 5300 GT	51:27.390	16	1.032	1.032	67.90	2:59.170	15
3	161	Andrew Haddon		C3	3	AC Cobra	51:28.016	16	1.658	0.626	67.88	2:57.434	14
4	55	Jason Minshaw		C3	4	Jaguar E-Type	51:28.553	16	2.195	0.537	67.87	2:59.160	5
5	94	Gans-Wolfe		C3	5	AC Cobra	52:03.509	16	37.151	34.956	67.11	3:02.237	16
6	46	Mike Whitaker		C3	6	TVR Griffith	52:05.829	16	39.471	2.320	67.06	2:59.393	5
7	62	Martin Stretton		C3	7	Jaguar E-Type	52:06.522	16	40.164	0.693	67.05	3:01.044	12
8	53	Pearson J-Pearson G		C3	8	Jaguar E-Type	52:19.424	16	53.066	12.902	66.77	3:02.483	16
9	40	Kirkaldy-Watson		C3	9	Jaguar E-Type	52:47.636	16	1:21.278	28.212	66.18	3:02.287	15
10	88	John Davison		C3	10	TVR Griffith	53:01.014	16	1:34.656	13.378	65.90	3:03.233	5
11	76	Hart D-Hart O		C3	11	AC Cobra Daytona	53:03.927	16	1:37.569	2.913	65.83	2:58.345	16
12	37	Willis-Hall		C3	12	AC Cobra	53:11.693	16	1:45.335	7.766	65.68	3:00.329	15
13	29	Ahlers-Bellinger		C2	1	Morgan Plus 4 SLR	53:21.786	16	1:55.428	10.093	65.47	3:02.723	14
14	13	Wilson-Pittard		CLP	1	Lotus Elan 26R	53:47.934	16	2:21.576	26.148	64.94	2:57.981	7
15	142	Brooks-Smith		C3	13	Iso Grifo A3C	53:51.353	16	2:24.995	3.419	64.87	3:04.466	16
16	75	Bremner R-Bremner D		C3	14	AC Cobra	54:05.043	16	2:38.685	13.690	64.60	3:03.577	16
17	28	Folch-Rusinol-Hadfield		C3	15	Jaguar E-Type	54:21.076	16	2:54.718	16.033	64.28	3:03.653	12
18	144	Hanson-Pochciol		C3	16	AC Cobra	54:23.706	16	2:57.348	2.630	64.22	3:03.539	8
19	32	John Spiers		C3	17	TVR Griffith	54:30.502	16	3:04.144	6.796	64.09	3:10.670	7
20	7	Friedrichs-Mallock		C3	18	Aston Martin DP214	51:35.780	15	-- 15 laps	22.202	63.48	3:05.736	13
21	6	Attard-Littlejohn		C3	19	Chevrolet Corvette	51:44.998	15	9.218	9.218	63.29	3:06.200	12
22	150	Barnes-McIntyre		C3	20	AC Cobra	51:59.499	15	23.719	14.501	62.99	3:11.557	6
23	60	Minshaw-Kyvalova		C3	21	Jaguar E-Type	52:02.094	15	26.314	2.595	62.94	3:03.869	6
24	96	Nyblaeus-Welch		C2	2	Austin Healey 3000	52:10.338	15	34.558	8.244	62.78	3:05.308	15
25	133	Bell-Greensall		C2	3	Austin 3000	52:16.861	15	41.081	6.523	62.65	3:06.467	12
26	81	David Tomlin		CLP	2	Lotus Elan	52:26.157	15	50.377	9.296	62.46	3:15.159	14
27	165	Thompson-Hales		C3	22	TVR Griffith	52:33.433	15	57.653	7.276	62.32	3:13.205	9
28	65	Bates M-Bates J		C1	1	Porsche 911	52:38.513	15	1:02.733	5.080	62.22	3:10.995	5
29	48	Weller-Schryver		CLP	3	Lotus Elan	52:54.385	15	1:18.605	15.872	61.91	3:10.171	6
30	110	Corfield-Blakeney-Edwards		C2	4	Austin Healey 3000	53:11.479	15	1:35.699	17.094	61.58	3:10.164	15
31	80	Chris Beighton		C3	23	Sunbeam Le Mans Tiger	53:25.977	15	1:50.197	14.498	61.30	3:16.230	8
32	181	Ryan Hooker		C1	2	MG B	53:40.876	15	2:05.096	14.899	61.01	3:16.061	14
33	57	Richardson-Bentley		B2	1	Morgan Plus 4	53:45.950	15	2:10.170	5.074	60.92	3:08.199	15
34	232	Alasdair Coates		C3	24	AC Cobra	53:59.616	15	2:23.836	13.666	60.66	3:20.456	6
35	34	Karl Wetherell		C2	5	Triumph TR4	54:15.417	15	2:39.637	15.801	60.37	3:21.212	14
36	95	Timothy De Silva		C3	25	Jaguar E-Type	54:16.560	15	2:40.780	1.143	60.35	3:17.734	13
37	169	Talwar-Dawson		C1	3	Porsche 911	54:37.086	15	3:01.306	20.526	59.97	3:20.795	12
38	207	Harris-Wilmoth		C2	6	Austin Healey 3000	54:47.234	15	3:11.454	10.148	59.78	3:20.102	5
39	141	Jones-Barrie		C1	4	Porsche 911	51:36.369	14	-- 14 laps	19.993	59.24	3:22.545	12

Cars 27, 46, 52, 80, 93 - 27 second time penalty (pit window missed)

Cars 4, 50, 113 - Non Starters

Cars 52 & 147 require a working transponder - Regulation Q.12.2.1 refers.

Session Start: 19:30:17 - Finish: 20:21:42

Weather/Track Conditions: Rain / Wet

Circuit: Silverstone Historic Grand Prix

Track Length: 5.857 Km - 3.6394 miles

These results are provisional until the conclusion of any judicial and technical matters.

Clerk of the Course:	Timekeeper:	Issued at:
----------------------	-------------	------------



## Silverstone Classic - 28 - 30 Jul 2017

### Gallet International Trophy For Classic GT Cars (Pre '66)

#### Race 11 - Classification

Sheet No:

40	681	Gordon-Keith-Lucas	B2	2	Jaguar XK150 FHC	51:42.640	14	6.271	6.271	59.12	3:23.767	13
41	27	Stefan Ziegler	C3	26	Jaguar E-Type	52:27.909	14	51.540	45.269	58.27	3:24.226	7
42	147	Pink-Fox	CLP	4	Lotus Elan	53:03.161	14	1:26.792	35.252	57.62	3:21.227	13
43	85	Ashworth M-Ashworth S	C1	5	TVR Grantura	53:06.970	14	1:30.601	3.809	57.55	3:22.288	4
44	93	Dee-Crowne-Thomas	C3	27	Chevrolet Corvette	53:25.266	14	1:48.897	18.296	57.22	3:18.179	11
45	136	Batchelor-Ruddell	C1	6	MG B	53:32.976	14	1:56.607	7.710	57.09	3:27.258	5
46	33	Hans Huebner	C3	28	Jaguar E-Type	54:46.553	14	3:10.184	1:13.577	55.81	3:37.763	11

----- NOT CLASSIFIED -----

DNC	52	Ron Maydon	CLP		Ginetta G4R	41:23.717	11	-- 11 laps		58.02	3:21.613	6
DNC	117	Fisken-Henderson	C3		AC Cobra	37:02.440	10	-- 10 laps		58.95	3:12.918	6
DNC	72	Jamie Boot	C3		TVR Griffith	30:22.778	8	-- 8 laps --	2:26.969	57.50	3:21.944	6
DNC	101	Flemming Viktor Andersen	CLP		Lotus Elan	27:54.548	7	-- 7 laps --	2:24.632	54.77	3:42.775	4
DNC	92	Julian Thomas	C3		Jaguar E-Type	19:44.610	6	-- 6 laps --		66.36	2:58.850	4
DNC	47	Bourne-Paul	C1		TVR Grantura							

----- FASTEST LAP SUMMARY -----

NO	DRIVER/S	CLASS	CAR MAKE / MODEL	FASTEST LAP	ON	MPH
161	Andrew Haddon	C3	AC Cobra	2:57.434	14	73.84
13	Wilson-Pittard	CLP	Lotus Elan 26R	2:57.981	7	73.61
29	Ahlers-Bellinger	C2	Morgan Plus 4 SLR	3:02.723	14	71.70
57	Richardson-Bentley	B2	Morgan Plus 4	3:08.199	15	69.62
65	Bates M-Bates J	C1	Porsche 911	3:10.995	5	68.60

Cars 27, 46, 52, 80, 93 - 27 second time penalty (pit window missed)

Cars 4, 50, 113 - Non Starters

Cars 52 & 147 require a working transponder - Regulation Q.12.2.1 refers.

Session Start: 19:30:17 - Finish: 20:21:42

Weather/Track Conditions: Rain / Wet

Circuit: Silverstone Historic Grand Prix

Track Length: 5.857 Km - 3.6394 miles

These results are provisional until the conclusion of any judicial and technical matters.

Clerk of the Course:	Timekeeper:	Issued at:

# Silverstone Classic - 28 - 30 Jul 2017

## Gallet International Trophy For Classic GT Cars (Pre '66)

### Race 11 - Sector Analysis

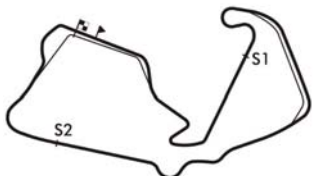
6 Attard-Littlejohn (C3)								Chevrolet Corvette Stingray							
lap	Sect-1	Speed	Sect-2	Speed	Sect-3	Speed	Laptime Pit	lap	Sect-1	Speed	Sect-2	Speed	Sect-3	Speed	Laptime Pit
1		57.1	2:19.226	39.1	54.485	55.5	4:49.442	9	57.775	107.2	1:33.802	117.9	38.171	52.4	3:09.748
2	1:09.866	82.5	1:44.868	98.0	41.650	61.2	3:36.384	10	58.613	107.2	1:34.205	118.1	36.692	67.0	3:09.510
3	1:04.436	89.0	1:42.565	98.0	41.026	65.2	3:28.027	11	57.479	109.5	1:33.017	119.6	36.624	66.0	3:07.120
4	1:03.211	88.8	1:41.293	105.2	40.480	64.3	3:24.984	12	57.358	108.8	1:31.911	117.3	36.931	68.9	3:06.200
5	1:02.764	90.3	1:40.457	106.5	39.662	63.9	3:22.883	13	57.565	107.2	1:31.711	121.1	37.049	66.8	3:06.325
6	1:03.266	85.6	1:40.556	105.0	In		3:24.401 P	14	59.783	102.3	1:31.868	119.6	37.483	65.3	3:09.134
7	Out	97.8	1:33.009	111.8	37.293	68.1	4:35.869 P	15	58.657	107.2	1:31.887	119.0	37.241	65.7	3:07.785
8	58.685	102.8	1:31.953	117.9	36.548	68.1	3:07.186	16							

7 Friedrichs-Mallock (C3)								Aston Martin DP214							
lap	Sect-1	Speed	Sect-2	Speed	Sect-3	Speed	Laptime Pit	lap	Sect-1	Speed	Sect-2	Speed	Sect-3	Speed	Laptime Pit
1		59.0	2:17.157	40.4	54.803	59.5	4:48.426	9	58.213	103.2	1:33.249	117.3	35.964	68.2	3:07.426
2	1:09.340	85.6	1:43.614	102.0	41.084	56.6	3:34.038	10	58.742	104.7	1:35.509	114.3	38.192	64.8	3:12.443
3	1:05.924	94.8	1:40.173	106.7	39.803	63.6	3:25.900	11	58.544	104.4	1:32.071	116.9	37.394	67.2	3:08.009
4	1:03.828	101.4	1:38.957	97.7	40.343	65.0	3:23.128	12	57.949	105.7	1:33.863	118.6	36.005	68.4	3:07.817
5	1:02.418	104.2	1:39.368	106.2	39.674	64.8	3:21.460	13	58.140	106.4	1:31.116	119.4	36.480	66.4	3:05.736
6	1:03.327	100.3	1:40.167	105.0	In		3:23.456 P	14	58.022	105.7	1:31.497	115.7	36.553	64.6	3:06.072
7	Out	91.2	1:34.067	101.7	37.214	68.1	4:34.969 P	15	59.730	100.2	1:31.160	119.2	37.094	63.3	3:07.984
8	1:00.196	92.7	1:32.648	122.5	36.072	68.5	3:08.916	16							

13 Wilson-Pittard (CLP)								Lotus Elan 26R							
lap	Sect-1	Speed	Sect-2	Speed	Sect-3	Speed	Laptime Pit	lap	Sect-1	Speed	Sect-2	Speed	Sect-3	Speed	Laptime Pit
1		57.5	2:18.713	36.5	57.306	54.6	4:39.443	9	55.527	108.9	1:28.940	121.6	In		3:00.597 P
2	1:00.457	104.0	1:29.826	121.4	34.902	69.1	3:05.185	10	Out	91.7	1:40.380	104.5	39.815	56.9	4:50.991 P
3	55.725	111.1	1:29.991	120.1	34.461	72.5	3:00.177	11	1:03.328	97.4	1:41.686	98.5	39.125	62.0	3:24.139
4	55.793	111.1	1:30.068	122.9	34.844	69.4	3:00.705	12	1:02.809	103.1	1:38.872	106.4	39.600	63.1	3:21.281
5	56.106	109.1	1:29.108	123.1	34.351	70.4	2:59.565	13	1:03.204	96.6	1:39.201	110.0	39.073	60.3	3:21.478
6	55.910	111.3	1:29.924	122.9	34.060	71.1	2:59.894	14	1:03.737	97.5	1:39.402	108.6	39.450	62.9	3:22.589
7	56.080	107.9	1:28.707	123.4	33.194	76.1	2:57.981	15	1:02.471	99.9	1:38.551	105.2	39.413	61.3	3:20.435
8	55.055	108.9	1:28.964	110.2	35.939	69.7	2:59.958	16	1:02.685	92.1	1:39.758	105.0	41.073	58.7	3:23.516

15 Oliver Bryant (C3)								AC Cobra							
lap	Sect-1	Speed	Sect-2	Speed	Sect-3	Speed	Laptime Pit	lap	Sect-1	Speed	Sect-2	Speed	Sect-3	Speed	Laptime Pit
1		47.8	2:21.225	36.7	58.766	50.1	4:37.922	9	Out	100.9	1:28.465	123.8	34.866	68.1	4:29.829 P
2	59.650	103.2	1:29.373	115.7	35.088	71.6	3:04.111	10	55.768	100.6	1:29.912	119.6	35.737	67.5	3:01.417
3	55.659	100.3	1:29.426	118.6	34.798	70.2	2:59.883	11	56.197	100.3	1:30.261	118.6	35.015	63.0	3:01.473
4	55.532	104.9	1:28.700	122.5	34.724	71.0	2:58.956	12	56.103	97.8	1:29.833	123.6	35.553	66.4	3:01.489
5	55.699	101.2	1:29.009	117.9	35.523	67.9	3:00.231	13	56.869	101.7	1:28.823	127.1	34.796	67.6	3:00.488
6	55.900	98.1	1:29.907	122.2	34.780	69.0	3:00.587	14	55.591	104.4	1:30.043	124.3	35.680	67.3	3:01.314
7	55.703	101.7	1:28.697	123.6	35.228	68.3	2:59.628	15	55.505	103.9	1:29.292	119.8	35.738	63.0	3:00.535
8	55.684	100.6	1:29.686	108.8	In		3:09.650 P	16	56.070	107.4	1:28.512	128.6	34.263	66.6	2:58.845

27 Stefan Ziegler (C3)								Jaguar E-Type							
lap	Sect-1	Speed	Sect-2	Speed	Sect-3	Speed	Laptime Pit	lap	Sect-1	Speed	Sect-2	Speed	Sect-3	Speed	Laptime Pit
1		71.9	2:16.393	35.4	51.379	54.5	4:53.742	8	1:04.770	97.4	1:41.285	99.6	42.389	53.6	3:28.444
2	1:08.546	73.9	1:45.847	82.2	41.546	60.2	3:35.939	9	1:05.024	87.3	2:04.103	102.0	In		3:51.244 P
3	1:04.216	90.8	1:41.464	89.1	40.488	61.9	3:26.168	10	Out	84.9	1:43.288	108.8	42.862	59.9	5:01.239 P
4	1:04.698	82.3	1:40.739	101.7	40.946	61.1	3:26.383	11	1:07.092	92.3	1:39.780	105.2	40.749	61.3	3:27.621
5	1:04.938	88.1	1:40.383	105.4	40.735	59.4	3:26.056	12	1:03.633	100.5	1:41.661	99.1	41.610	57.3	3:26.904
6	1:05.423	91.3	1:39.494	106.7	39.913	62.8	3:24.830	13	1:04.704	91.2	1:41.217	108.9	41.366	59.5	3:27.287
7	1:03.163	93.2	1:39.550	97.3	41.513	58.6	3:24.226	14	1:03.225	95.3	1:54.781	105.2	42.820	59.1	3:40.826



**Session Start: 19:30:17 - Finish: 20:21:42**  
**Weather/Track Conditions: Rain / Wet**  
**Circuit: Silverstone Historic Grand Prix**  
**Track Length: 5.857 Km - 3.6394 miles**

# Silverstone Classic - 28 - 30 Jul 2017

## Gallet International Trophy For Classic GT Cars (Pre '66)

### Race 11 - Sector Analysis

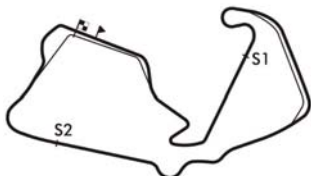
28 Folch-Rusinol-Hadfield (C3)								Jaguar E-Type							
lap	Sect-1	Speed	Sect-2	Speed	Sect-3	Speed	Laptime Pit	lap	Sect-1	Speed	Sect-2	Speed	Sect-3	Speed	Laptime Pit
1		49.0	2:17.099	38.4	55.959	56.3	4:43.382	9	57.359	105.7	1:31.703	124.0	36.188	60.6	3:05.250
2	1:04.188	86.3	1:39.575	89.6	43.799	16.2	3:27.562	10	57.527	106.4	1:32.597	120.7	35.727	71.8	3:05.851
3	1:13.507	91.4	1:40.562	91.2	39.080	67.3	3:33.149	11	57.168	102.5	1:32.762	122.9	35.690	67.9	3:05.620
4	1:02.263	93.5	1:36.260	107.0	39.503	63.0	3:18.026	12	56.881	106.7	1:31.168	125.0	35.604	71.2	3:03.653
5	1:00.978	92.6	1:36.103	102.3	38.645	65.7	3:15.726	13	57.624	104.5	1:32.023	123.1	35.881	71.2	3:05.528
6	1:00.258	94.0	1:36.470	100.5	38.618	63.4	3:15.346	14	57.190	104.4	1:32.357	122.2	35.989	69.5	3:05.536
7	1:01.871	90.7	1:39.149	89.4	In		3:25.738 P	15	57.049	103.2	1:32.303	117.1	39.052	62.0	3:08.404
8	Out	104.4	1:31.393	125.2	35.265	71.5	4:36.835 P	16	58.139	104.7	1:31.966	125.2	35.365	69.4	3:05.470

29 Ahlers-Bellinger (C2)								Morgan Plus 4 SLR							
lap	Sect-1	Speed	Sect-2	Speed	Sect-3	Speed	Laptime Pit	lap	Sect-1	Speed	Sect-2	Speed	Sect-3	Speed	Laptime Pit
1		64.8	2:16.186	42.3	53.056	57.2	4:52.306	9	58.524	101.1	1:30.675	117.7	35.223	70.6	3:04.422
2	1:04.878	88.8	1:37.168	90.8	39.251	62.0	3:21.297	10	57.537	98.7	1:31.486	116.7	35.881	69.7	3:04.904
3	1:01.260	93.9	1:35.700	100.0	38.727	63.5	3:15.687	11	58.210	102.8	1:30.231	113.2	35.190	62.1	3:03.631
4	1:00.288	95.9	1:34.817	110.9	37.273	66.4	3:12.378	12	57.862	104.9	1:31.457	112.6	35.982	64.5	3:05.301
5	59.980	95.6	1:33.901	108.4	37.514	66.2	3:11.395	13	56.752	101.2	1:31.829	112.6	35.839	68.1	3:04.420
6	59.823	98.1	1:34.000	112.6	37.047	65.9	3:10.870	14	56.652	106.2	1:30.453	113.6	35.618	69.9	3:02.723
7	59.665	102.6	1:34.271	108.4	In		3:13.191 P	15	57.117	104.0	1:30.782	118.6	35.292	69.8	3:03.191
8	Out	97.7	1:32.074	101.1	37.243	65.7	4:29.646 P	16	56.311	96.6	1:33.044	112.0	37.069	61.5	3:06.424

32 John Spiers (C3)								TVR Griffith							
lap	Sect-1	Speed	Sect-2	Speed	Sect-3	Speed	Laptime Pit	lap	Sect-1	Speed	Sect-2	Speed	Sect-3	Speed	Laptime Pit
1		48.3	2:16.800	36.6	56.595	53.2	4:42.871	9	Out	94.3	1:33.774	113.2	36.871	64.9	4:26.126 P
2	1:04.473	86.9	1:38.845		40.208	60.1	3:23.526	10	59.336	94.5	1:36.056	112.2	37.760	59.0	3:13.152
3	1:00.221	87.5	1:37.061	106.2	37.814	62.4	3:15.096	11	59.647	92.9	1:35.964	106.7	37.869	64.8	3:13.480
4	1:00.181	96.0	1:34.580	112.0	37.390	66.8	3:12.151	12	1:00.360	95.7	1:33.604	108.9	39.310	60.6	3:13.274
5	59.886	92.3	1:34.063	113.0	37.851	65.5	3:11.800	13	1:01.586	99.0	1:36.537	111.7	38.938	61.8	3:17.061
6	59.790	94.0	1:34.751	113.0	37.579	66.0	3:12.120	14	1:00.870	87.2	1:35.091		37.265	69.8	3:13.226
7	59.218	91.6	1:33.817	103.9	37.635	61.7	3:10.670	15	59.713	90.0	1:35.886	115.3	37.696	59.0	3:13.295
8	59.386	98.5	1:35.741	81.5	In		3:15.730 P	16	1:01.021	95.2	1:36.418	103.6	39.485	57.7	3:16.924

33 Hans Huebner (C3)								Jaguar E-Type							
lap	Sect-1	Speed	Sect-2	Speed	Sect-3	Speed	Laptime Pit	lap	Sect-1	Speed	Sect-2	Speed	Sect-3	Speed	Laptime Pit
1		72.8	2:12.872	43.4	54.730	49.6	5:00.704	8	Out	70.6	1:52.261	103.1	43.653	55.9	5:12.761 P
2	1:11.472	77.4	1:52.131	92.9	45.753	50.6	3:49.356	9	1:07.622	86.0	1:48.131	96.7	43.119	57.9	3:38.872
3	1:10.285	79.0	1:51.952	90.6	43.876	57.6	3:46.113	10	1:08.292	83.1	1:50.160	91.3	43.024	60.6	3:41.476
4	1:09.765	80.2	1:51.214	89.6	44.561	58.7	3:45.540	11	1:07.005	86.8	1:46.923	100.5	43.835	52.4	3:37.763
5	1:07.918	83.5	1:49.091	86.6	45.591	53.4	3:42.600	12	1:10.624	78.1	1:52.062	93.5	42.532	60.5	3:45.218
6	1:09.170	83.2	1:47.799	89.5	44.374	53.1	3:41.343	13	1:07.437	81.0	1:49.899	99.9	45.169	53.6	3:42.505
7	1:07.646	81.1	1:49.809	85.8	In		3:41.586 P	14	1:08.576	83.5	1:49.196	98.8	42.944	57.4	3:40.716

34 Karl Wetherell (C2)								Triumph TR4							
lap	Sect-1	Speed	Sect-2	Speed	Sect-3	Speed	Laptime Pit	lap	Sect-1	Speed	Sect-2	Speed	Sect-3	Speed	Laptime Pit
1		89.5	2:14.211		56.025	50.8	5:02.775	9	Out	86.3	1:43.980		38.706	62.8	4:54.773 P
2	1:09.823	80.4	1:45.281		40.913	62.2	3:36.017	10	1:02.740	95.9	1:39.375		39.165	62.0	3:21.280
3	1:04.059	86.5	1:41.689		40.354	62.7	3:26.102	11	1:03.613	92.8	1:39.654		39.233	63.7	3:22.500
4	1:03.913	88.0	1:41.315		39.031	64.2	3:24.259	12	1:02.372	92.1	1:40.565		39.804	60.2	3:22.741
5	1:03.783	86.4	1:40.773		40.282	62.6	3:24.838	13	1:02.558	97.3	1:41.006		38.608	64.1	3:22.172
6	1:02.860	90.3	1:39.593		40.777	63.2	3:23.230	14	1:01.575	97.0	1:39.617		40.020	59.4	3:21.212
7	1:02.786	97.0	1:40.185		41.320	61.5	3:24.291	15	1:03.207	98.7	1:39.605		40.033	60.8	3:22.845
8	1:04.798	90.3	1:40.452		In		3:26.382 P	16							



**Session Start: 19:30:17 - Finish: 20:21:42**  
**Weather/Track Conditions: Rain / Wet**  
**Circuit: Silverstone Historic Grand Prix**  
**Track Length: 5.857 Km - 3.6394 miles**

# Silverstone Classic - 28 - 30 Jul 2017

## Gallet International Trophy For Classic GT Cars (Pre '66)

### Race 11 - Sector Analysis

37 Willis-Hall (C3)								AC Cobra							
lap	Sect-1	Speed	Sect-2	Speed	Sect-3	Speed	Laptime Pit	lap	Sect-1	Speed	Sect-2	Speed	Sect-3	Speed	Laptime Pit
1		56.2	2:19.198	35.3	57.633	52.6	4:39.047	9	58.538	94.4	1:32.041	120.9	35.928	63.7	3:06.507
2	1:15.243	95.3	1:36.636	105.8	38.620	47.3	3:30.499	10	57.623	102.8	1:31.740	125.4	35.876	61.5	3:05.239
3	1:01.937	96.7	1:36.368	115.9	37.252	64.2	3:15.557	11	57.748	107.2	1:31.175	120.1	37.062	63.4	3:05.985
4	59.794	103.2	1:34.440	112.4	36.966	60.7	3:11.200	12	56.938	103.9	1:33.123	126.1	34.726	62.4	3:04.787
5	1:00.085	106.0	1:33.979	119.8	35.830	62.4	3:09.894	13	56.849	102.3	1:31.236	125.9	35.230	62.0	3:03.315
6	59.336	102.8	1:32.518	120.5	36.073	65.7	3:07.927	14	56.998	102.5	1:31.786	121.1	35.751	63.2	3:04.535
7	1:03.211	102.8	1:35.839	110.9	In		3:14.116 P	15	56.493	107.4	1:29.378	126.6	34.458	68.6	3:00.329
8	Out	100.5	1:33.382	95.5	39.594	59.7	4:31.189 P	16	56.355	109.3	1:29.611	122.2	35.601	65.0	3:01.567

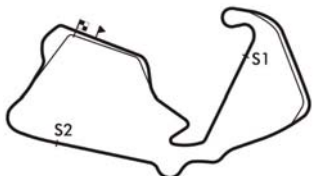
40 Kirkaldy-Watson (C3)								Jaguar E-Type							
lap	Sect-1	Speed	Sect-2	Speed	Sect-3	Speed	Laptime Pit	lap	Sect-1	Speed	Sect-2	Speed	Sect-3	Speed	Laptime Pit
1		62.8	2:17.813	42.4	52.833	61.1	4:51.039	9	Out	102.5	1:30.834	121.4	35.913	70.5	4:31.172 P
2	1:03.621	88.9	1:34.766	109.1	38.874	50.2	3:17.261	10	56.569	100.6	1:32.352	118.1	36.205	71.3	3:05.126
3	1:00.397	97.7	1:33.068	115.9	36.690	71.5	3:10.155	11	56.747	106.7	1:31.111	119.8	35.657	70.9	3:03.515
4	58.572	95.5	1:32.308	115.7	36.148	71.0	3:07.028	12	56.899	108.8	1:32.517	120.7	36.323	69.0	3:05.739
5	57.776	99.3	1:31.253	115.3	36.179	69.8	3:05.208	13	56.803	99.6	1:31.087	119.8	36.077	64.8	3:03.967
6	57.192	98.0	1:30.848	119.0	36.218	71.5	3:04.258	14	57.050	103.4	1:30.051	123.4	36.155	70.6	3:03.256
7	57.282	103.1	1:31.791	92.7	39.938	67.7	3:09.011	15	56.433	104.4	1:30.297	123.6	35.557	70.6	3:02.287
8	58.227	103.2	1:31.232	109.8	In		3:04.479 P	16	57.054	99.6	1:31.290	118.8	35.791	70.1	3:04.135

46 Mike Whitaker (C3)								TVR Griffith							
lap	Sect-1	Speed	Sect-2	Speed	Sect-3	Speed	Laptime Pit	lap	Sect-1	Speed	Sect-2	Speed	Sect-3	Speed	Laptime Pit
1		50.7	2:21.504	38.0	58.772	49.8	4:37.784	9	55.557	106.4	1:29.861	120.5	36.133	61.9	3:01.551
2	59.590	95.7	1:31.411	123.6	35.399	69.3	3:06.400	10	56.620	91.1	1:29.955	120.7	In		3:01.186 P
3	57.009	101.1	1:29.481	124.0	35.683	68.0	3:02.173	11	Out	101.5	1:29.741	128.8	35.250	67.1	4:20.067 P
4	56.607	104.0	1:29.090	117.3	34.973	69.0	3:00.670	12	55.874	108.1	1:31.441	114.3	35.446	69.5	3:02.761
5	56.258	108.6	1:29.130	130.6	34.005	67.4	2:59.393	13	56.548	105.5	1:31.313	120.9	37.029	68.3	3:04.890
6	55.903	108.6	1:30.857	115.9	35.742	67.7	3:02.502	14	56.203	106.0	1:29.068	126.6	34.664	67.1	2:59.935
7	55.968	106.7	1:28.537	120.7	52.431	68.0	3:16.936	15	56.218	110.9	1:28.755	126.4	34.733	68.4	2:59.706
8	56.129	95.1	1:29.696	121.4	35.997	68.3	3:01.822	16	56.184	106.0	1:28.991	117.7	35.878	65.9	3:01.053

47 Bourne-Paul (C1)								TVR Grantura							
lap	Sect-1	Speed	Sect-2	Speed	Sect-3	Speed	Laptime Pit	lap	Sect-1	Speed	Sect-2	Speed	Sect-3	Speed	Laptime Pit
1								1							

48 Weller-Schryver (CLP)								Lotus Elan							
lap	Sect-1	Speed	Sect-2	Speed	Sect-3	Speed	Laptime Pit	lap	Sect-1	Speed	Sect-2	Speed	Sect-3	Speed	Laptime Pit
1		63.1	2:18.458	39.4	53.208	58.9	4:50.668	9	Out	83.2	1:40.689	105.4	40.364	59.2	4:54.207 P
2	1:08.297	82.3	1:37.837	104.0	38.547	62.3	3:24.681	10	1:04.666	94.0	1:42.249	101.4	40.616	60.5	3:27.531
3	1:01.527	91.1	1:36.158	107.9	38.566	63.7	3:16.251	11	1:04.072	91.2	1:40.517	103.4	40.229	61.7	3:24.818
4	1:00.425	92.1	1:35.208	118.1	37.447	63.3	3:13.080	12	1:04.454	85.9	1:41.852	104.5	42.481	56.3	3:28.787
5	1:00.406	96.1	1:34.179	118.1	37.662	65.0	3:12.247	13	1:03.696	91.3	1:39.036	100.9	39.715	60.0	3:22.447
6	59.467	99.6	1:33.945	117.7	36.759	65.7	3:10.171	14	1:03.833	91.6	1:38.720	104.2	39.969	58.0	3:22.522
7	59.495	102.8	1:33.745	114.7	37.844	63.1	3:11.084	15	1:03.878	85.4	1:37.439	110.6	39.898	59.4	3:21.215
8	1:00.037	95.5	1:34.990	109.1	In		3:14.676 P	16							

52 Ron Maydon (CLP)								Ginetta G4R							
lap	Sect-1	Speed	Sect-2	Speed	Sect-3	Speed	Laptime Pit	lap	Sect-1	Speed	Sect-2	Speed	Sect-3	Speed	Laptime Pit
1							4:49.396	7							3:22.304
2							3:35.698	8							3:22.819
3							3:24.969	9							3:23.437
4							3:22.803	10			In		In		4:54.286 P
5							3:45.698	11							3:33.694
6							3:21.613	12							



**Session Start: 19:30:17 - Finish: 20:21:42**  
**Weather/Track Conditions: Rain / Wet**  
**Circuit: Silverstone Historic Grand Prix**  
**Track Length: 5.857 Km - 3.6394 miles**

# Silverstone Classic - 28 - 30 Jul 2017

## Gallet International Trophy For Classic GT Cars (Pre '66)

### Race 11 - Sector Analysis

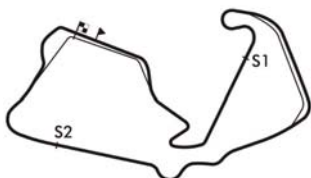
53 Pearson J-Pearson G (C3)								Jaguar E-Type							
lap	Sect-1	Speed	Sect-2	Speed	Sect-3	Speed	Laptime Pit	lap	Sect-1	Speed	Sect-2	Speed	Sect-3	Speed	Laptime Pit
1		56.0	2:16.846	43.1	55.434	57.4	4:43.852	9	57.672	102.5	1:32.598		36.733	67.7	3:07.003
2	1:01.922	96.0	1:31.961	120.5	35.994	65.3	3:09.877	10	56.771	103.2	1:32.636	116.3	36.845	69.3	3:06.252
3	57.470	106.2	1:30.424		35.110	71.0	3:03.004	11	57.259	104.9	1:30.461		36.206	61.5	3:03.926
4	55.959	106.4	1:31.514		35.689	67.9	3:03.162	12	56.525	110.4	1:30.308		36.278	63.7	3:03.111
5	56.986	103.7	1:32.378		36.819	72.2	3:06.183	13	56.723	103.2	1:30.431		36.562	63.6	3:03.716
6	56.696	100.9	1:31.615	125.0	35.218	69.5	3:03.529	14	56.628	105.0	1:31.473		36.870	70.3	3:04.971
7	58.141	94.9	1:31.106	124.0	In		3:05.745 P	15	56.452	103.4	1:30.431		36.659	74.5	3:03.542
8	Out	103.1	1:31.646		38.159	65.2	4:29.068 P	16	56.171	104.0	1:30.159		36.153	74.3	3:02.483

55 Jason Minshaw (C3)								Jaguar E-Type							
lap	Sect-1	Speed	Sect-2	Speed	Sect-3	Speed	Laptime Pit	lap	Sect-1	Speed	Sect-2	Speed	Sect-3	Speed	Laptime Pit
1		56.3	2:19.613	34.0	57.172	54.8	4:39.743	9	Out	103.7	1:28.455		34.885	62.3	4:28.208 P
2	1:00.418	108.1	1:30.151		35.631	74.5	3:06.200	10	55.262	108.4	1:28.961		35.018	69.8	2:59.241
3	56.627	100.9	1:29.590	125.2	34.832	63.9	3:01.049	11	55.450	112.0	1:30.341		35.300	60.3	3:01.091
4	56.758	106.0	1:29.319		35.004	61.5	3:01.081	12	56.846	104.5	1:30.314		36.420	60.3	3:03.580
5	55.914	111.7	1:28.700		34.546	63.7	2:59.160	13	56.449	104.4	1:29.316		34.958	64.3	3:00.723
6	55.834	109.3	1:31.489		35.390	62.3	3:02.713	14	55.969	113.2	1:29.048		35.977	63.3	3:00.994
7	56.568	117.9	1:27.228		35.860	64.3	2:59.656	15	55.431	112.2	1:30.345		35.132	71.5	3:00.908
8	55.898	119.6	1:29.512		In		3:04.429 P	16	57.294	108.9	1:28.675	130.8	33.808	59.8	2:59.777

57 Richardson-Bentley (B2)								Morgan Plus 4							
lap	Sect-1	Speed	Sect-2	Speed	Sect-3	Speed	Laptime Pit	lap	Sect-1	Speed	Sect-2	Speed	Sect-3	Speed	Laptime Pit
1		81.2	2:11.658	39.8	54.285	46.2	5:01.891	9	58.937	104.2	1:34.954	109.1	36.595	66.1	3:10.486
2	1:11.218	87.0	1:52.835	86.5	45.455	53.8	3:49.508	10	58.483	104.4	1:34.995	109.1	37.205	65.3	3:10.683
3	1:10.443	90.4	1:52.792	99.7	42.816	58.1	3:46.051	11	1:00.607	103.6	1:33.862	110.0	36.655	64.9	3:11.124
4	1:10.438	84.7	1:49.783	100.2	42.570	58.7	3:42.791	12	58.993	106.5	1:33.658	109.8	37.303	61.9	3:09.954
5	1:07.746	84.4	1:49.609	94.1	43.689	57.6	3:41.044	13	58.777	105.8	1:33.158	109.3	36.753	66.5	3:08.688
6	1:07.808	91.8	1:47.480	98.5	41.394	59.8	3:36.682	14	59.271	103.7	1:33.068	108.8	36.492	67.7	3:08.831
7	1:05.405	91.4	1:44.220	99.7	In		3:32.150 P	15	58.312	105.0	1:33.011	110.7	36.876	66.6	3:08.199
8	Out	102.3	1:34.367	109.8	37.312	64.2	4:27.868 P	16							

60 Minshaw-Kyvalova (C3)								Jaguar E-Type							
lap	Sect-1	Speed	Sect-2	Speed	Sect-3	Speed	Laptime Pit	lap	Sect-1	Speed	Sect-2	Speed	Sect-3	Speed	Laptime Pit
1		59.3	2:19.364		54.278	60.5	4:46.683	9	57.927	110.2	1:30.976		In		3:03.370 P
2	1:04.607	92.1	1:36.608		40.658	52.2	3:21.873	10	Out	81.0	1:46.390		40.157	61.0	4:56.753 P
3	1:00.021	100.3	1:34.812		37.096	67.2	3:11.929	11	1:03.278	88.4	1:41.146		39.682	61.1	3:24.106
4	58.260	103.4	1:32.542		36.180	69.6	3:06.982	12	1:05.122	89.7	1:41.387		40.353	62.5	3:26.862
5	57.489	108.2	1:32.450		36.291	74.6	3:06.230	13	1:03.328	85.9	1:41.617		40.358	63.7	3:25.303
6	57.107	108.2	1:31.264		35.498	66.6	3:03.869	14	1:03.532	92.2	1:42.849		40.584	62.6	3:26.965
7	57.506	110.4	1:33.071		37.310	65.6	3:07.887	15	1:04.471	92.9	1:41.858		40.926	61.9	3:27.255
8	57.732	106.0	1:31.620		36.675	67.8	3:06.027	16							

62 Martin Stretton (C3)								Jaguar E-Type							
lap	Sect-1	Speed	Sect-2	Speed	Sect-3	Speed	Laptime Pit	lap	Sect-1	Speed	Sect-2	Speed	Sect-3	Speed	Laptime Pit
1		51.2	2:20.046	38.2	55.565	54.6	4:43.225	9	56.391	98.3	1:29.718	120.9	In		3:02.145 P
2	1:00.244	94.3	1:31.060	111.7	41.007	74.9	3:12.311	10	Out	97.5	1:37.440	121.6	35.565	73.9	4:31.666 P
3	56.378	99.3	1:30.867	121.8	34.904	68.4	3:02.149	11	55.968	103.4	1:30.540	120.3	35.825	70.3	3:02.333
4	55.811	100.3	1:31.341	120.5	36.177	66.9	3:03.329	12	55.980	112.6	1:29.408	123.4	35.656	71.9	3:01.044
5	56.303	107.0	1:31.540	120.1	35.853	71.0	3:03.696	13	55.499	112.6	1:30.139	122.9	36.617	63.4	3:02.255
6	55.842	105.4	1:30.390	121.6	36.280	67.0	3:02.512	14	58.011	104.7	1:30.365	124.0	35.907	68.9	3:04.283
7	59.125	96.7	1:30.507	120.3	36.724	69.0	3:06.356	15	56.367	107.4	1:30.652	123.6	35.918	66.9	3:02.937
8	57.051	93.9	1:30.308	109.5	37.070	70.1	3:04.429	16	56.063	108.6	1:29.866	123.6	35.923	67.2	3:01.852



**Session Start: 19:30:17 - Finish: 20:21:42**  
**Weather/Track Conditions: Rain / Wet**  
**Circuit: Silverstone Historic Grand Prix**  
**Track Length: 5.857 Km - 3.6394 miles**

# Silverstone Classic - 28 - 30 Jul 2017

## Gallet International Trophy For Classic GT Cars (Pre '66)

### Race 11 - Sector Analysis

65 Bates M-Bates J (C1)								Porsche 911							
lap	Sect-1	Speed	Sect-2	Speed	Sect-3	Speed	Laptime Pit	lap	Sect-1	Speed	Sect-2	Speed	Sect-3	Speed	Laptime Pit
1		77.2	2:19.068		56.746	51.3	5:02.098	9	Out	96.4	1:37.708		41.045	58.1	5:01.795 P
2	1:03.168	87.3	1:39.184	106.7	37.306	62.3	3:19.658	10	1:02.509	93.5	1:37.490	108.4	37.230	65.6	3:17.229
3	59.804	97.3	1:35.284		38.221	58.6	3:13.309	11	1:02.130	90.7	1:40.273		39.995	61.2	3:22.398
4	59.288	99.1	1:36.550		37.541	62.1	3:13.379	12	1:04.427	88.5	1:37.571		38.672	58.8	3:20.670
5	58.708	105.0	1:35.230	106.5	37.057	63.9	3:10.995	13	1:01.270	99.3	1:35.855	99.6	38.152	62.0	3:15.277
6	59.813	104.2	1:35.912		37.189	60.7	3:12.914	14	1:15.925	96.7	1:37.233		36.882	66.1	3:30.040
7	59.994	102.8	1:35.628	103.6	37.041	59.9	3:12.663	15	59.906	97.8	1:35.385		37.521	61.1	3:12.812
8	59.653	98.5	1:35.211	109.3	In		3:13.276 P	16							

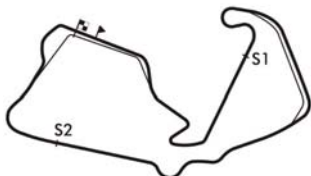
71 Roger Wills (C3)								Bizzarrini 5300 GT							
lap	Sect-1	Speed	Sect-2	Speed	Sect-3	Speed	Laptime Pit	lap	Sect-1	Speed	Sect-2	Speed	Sect-3	Speed	Laptime Pit
1		55.6	2:19.322		56.903	58.4	4:40.076	9	Out	102.9	1:28.942		35.732	67.2	4:27.113 P
2	1:01.437	102.1	1:32.017		35.915	71.2	3:09.369	10	56.734	106.4	1:29.359		35.228	68.9	3:01.321
3	56.600	106.7	1:29.877		35.876	70.3	3:02.353	11	56.704	103.4	1:29.384		34.903	71.5	3:00.991
4	56.347	104.7	1:29.989		35.763	68.5	3:02.099	12	55.762	108.1	1:31.490		34.465	68.5	3:01.717
5	55.968	108.2	1:29.723		35.370	68.1	3:01.061	13	55.485	108.4	1:29.359		34.391	72.0	2:59.235
6	55.511	108.6	1:28.887		36.765	69.9	3:01.163	14	55.484	108.9	1:30.002		35.099	68.6	3:00.585
7	55.848	108.2	1:28.318		35.495	68.6	2:59.661	15	55.530	105.0	1:28.577		35.063	67.0	2:59.170
8	56.034	110.9	1:29.662		In		3:02.194 P	16	55.867	104.9	1:28.764		34.651	61.7	2:59.282

72 Jamie Boot (C3)								TVR Griffith							
lap	Sect-1	Speed	Sect-2	Speed	Sect-3	Speed	Laptime Pit	lap	Sect-1	Speed	Sect-2	Speed	Sect-3	Speed	Laptime Pit
1		65.6	2:17.493		53.997	56.0	4:53.595	5	1:03.689	86.8	1:42.913		39.769	64.7	3:26.371
2	1:07.524	77.7	1:44.473		41.588	57.7	3:33.585	6	1:02.827	85.2	1:39.255		39.862	64.8	3:21.944
3	1:03.619	86.1	1:41.072		39.548	65.7	3:24.239	7	1:03.161	86.8	1:41.597		In		3:27.486 P
4	1:02.770	93.2	1:40.715		39.211	64.6	3:22.696	8	Out	82.7	1:40.215		40.864	61.5	4:52.862 P

75 Bremner R-Bremner D (C3)								AC Cobra							
lap	Sect-1	Speed	Sect-2	Speed	Sect-3	Speed	Laptime Pit	lap	Sect-1	Speed	Sect-2	Speed	Sect-3	Speed	Laptime Pit
1		48.9	2:16.420	35.0	57.877	55.3	4:42.386	9	Out	79.1	1:34.673	105.5	38.164	70.6	4:45.497 P
2	1:04.766	86.0	1:38.921	101.7	38.811	67.9	3:22.498	10	1:01.840	85.5	1:33.872	105.7	37.335	64.8	3:13.047
3	1:01.323	86.3	1:36.330	115.1	38.543	66.8	3:16.196	11	1:00.931	90.7	1:33.248	112.2	37.206	66.0	3:11.385
4	59.606	94.9	1:33.389	118.8	37.738	68.5	3:10.733	12	59.392	96.4	1:31.755	112.0	37.216	65.6	3:08.363
5	59.620	99.0	1:33.422	116.7	37.828	66.5	3:10.870	13	58.316	97.5	1:32.983	118.1	37.221	65.6	3:08.520
6	59.959	99.3	1:33.055	107.9	37.317	65.7	3:10.331	14	59.880	102.8	1:30.818	123.1	36.066	67.9	3:06.764
7	58.756	101.5	1:33.674	108.4	40.698	62.6	3:13.128	15	59.069	97.5	1:32.113	117.3	36.058	67.8	3:07.240
8	58.975	101.1	1:34.653	110.2	In		3:14.508 P	16	57.225	101.4	1:30.740	119.8	35.612	68.7	3:03.577

76 Hart D-Hart O (C3)								AC Cobra Daytona							
lap	Sect-1	Speed	Sect-2	Speed	Sect-3	Speed	Laptime Pit	lap	Sect-1	Speed	Sect-2	Speed	Sect-3	Speed	Laptime Pit
1		81.7	2:13.141	32.2	54.794	54.1	5:03.935	9	Out	100.8	1:30.487	113.0	35.886	71.5	4:26.089 P
2	1:14.735	60.9	1:49.069	101.7	42.472	57.8	3:46.276	10	56.263	103.2	1:30.437	114.3	35.467	71.6	3:02.167
3	57.936	96.6	1:33.425	100.9	38.217	60.0	3:09.578	11	56.696	106.9	1:29.249	116.1	36.667	65.6	3:02.612
4	57.519	99.7	1:33.608	109.1	37.131	62.3	3:08.258	12	56.761	111.1	1:28.653	116.9	36.638	66.4	3:02.052
5	57.964	101.7	1:32.212	101.8	38.163	65.3	3:08.339	13	56.240	106.5	1:28.631	125.9	35.284	69.9	3:00.155
6	58.048	91.8	1:32.751	108.9	36.773	69.0	3:07.572	14	55.551	107.0	1:27.541	117.7	36.277	72.5	2:59.369
7	57.624	100.3	1:29.707	105.8	36.788	61.6	3:04.119	15	55.597	109.3	1:28.250	122.0	35.589	71.9	2:59.436
8	56.664	100.8	1:31.299	106.4	In		3:05.625 P	16	55.507	114.3	1:27.052	116.1	35.786	71.0	2:58.345

80 Chris Beighton (C3)								Sunbeam Le Mans Tiger							
lap	Sect-1	Speed	Sect-2	Speed	Sect-3	Speed	Laptime Pit	lap	Sect-1	Speed	Sect-2	Speed	Sect-3	Speed	Laptime Pit
1		47.4	2:19.051	34.1	56.979	55.1	4:42.225	9	1:01.631	98.5	1:36.786	108.1	In		3:16.904 P
2	1:08.812	81.3	1:45.056	93.6	40.982	60.3	3:34.850	10	Out	92.4	1:45.566	102.9	40.377	61.6	4:49.679 P
3	1:02.198	88.1	1:36.791	104.4	39.480	54.3	3:18.469	11	1:02.853	97.3	1:39.637	110.7	38.983	58.6	3:21.473
4	1:03.171	90.8	1:36.182	103.6	38.704	66.0	3:18.057	12	1:03.965	97.7	1:40.905	98.8	38.522	65.2	3:23.392
5	1:02.078	99.9	1:36.515	103.1	38.501	59.5	3:17.094	13	1:00.781	99.0	1:40.717	106.7	37.867	65.3	3:19.365
6	1:02.708	90.2	1:39.867	106.9	38.434	62.0	3:21.009	14	1:01.534	101.5	1:38.190	104.0	39.357	57.9	3:19.081
7	1:01.536	95.5	1:37.886	90.7	41.796	62.1	3:21.218	15	1:03.156	93.3	1:37.909	110.2	38.866	57.9	3:19.931
8	1:01.768	89.8	1:36.493	107.9	37.969	60.5	3:16.230	16							



Session Start: 19:30:17 - Finish: 20:21:42  
Weather/Track Conditions: Rain / Wet  
Circuit: Silverstone Historic Grand Prix  
Track Length: 5.857 Km - 3.6394 miles

# Silverstone Classic - 28 - 30 Jul 2017

## Gallet International Trophy For Classic GT Cars (Pre '66)

### Race 11 - Sector Analysis

81 David Tomlin (CLP)								Lotus Elan							
lap	Sect-1	Speed	Sect-2	Speed	Sect-3	Speed	Laptime Pit	lap	Sect-1	Speed	Sect-2	Speed	Sect-3	Speed	Laptime Pit
1		57.9	2:16.832	40.0	53.988	58.5	4:46.158	9	1:00.229	100.0	1:36.751	110.0	39.233	59.3	3:16.213
2	1:06.103	93.5	1:40.530	97.8	39.261	58.7	3:25.894	10	1:02.107	94.5	1:38.802	114.7	38.155	62.8	3:19.064
3	1:01.987	89.5	1:38.071	99.7	38.467	60.7	3:18.525	11	1:00.789	97.7	1:39.991	106.5	39.425	61.2	3:20.205
4	1:01.985	89.0	1:37.714	109.8	38.721	61.9	3:18.420	12	1:03.369	100.6	1:36.546	112.4	39.073	63.7	3:18.988
5	1:00.194	101.4	1:36.471	101.1	38.582	58.7	3:15.247	13	59.181	101.4	1:37.182	108.8	38.840	61.7	3:15.203
6	1:00.510	102.3	1:37.767	109.8	39.044	60.1	3:17.321	14	1:00.252	101.1	1:36.084	101.7	38.823	63.2	3:15.159
7	1:00.656	91.6	1:48.783	93.7	In		3:34.426 P	15	1:00.958	99.7	1:36.442	107.2	39.391	59.5	3:16.791
8	Out	102.6	1:37.735	110.0	39.022	62.5	4:28.543 P	16							

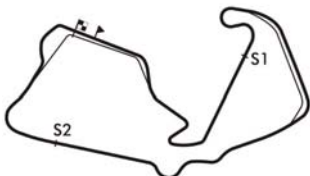
85 Ashworth M-Ashworth S (C1)								TVR Grantura							
lap	Sect-1	Speed	Sect-2	Speed	Sect-3	Speed	Laptime Pit	lap	Sect-1	Speed	Sect-2	Speed	Sect-3	Speed	Laptime Pit
1		81.7	2:14.099	32.7	55.936	49.2	5:03.834	8	Out	82.0	1:44.129	91.3	40.690	61.7	5:40.235 P
2	1:13.655	83.8	1:49.071	90.1	43.608	55.1	3:46.334	9	1:06.218	80.7	1:46.993	91.7	42.503	57.8	3:35.714
3	1:03.433	93.6	1:40.355	97.0	39.755	62.6	3:23.543	10	1:07.365	74.5	1:46.303	87.0	42.101	61.1	3:35.769
4	1:02.526	91.3	1:40.384	101.1	39.378	61.5	3:22.288	11	1:05.472	79.2	1:45.605	94.1	41.860	61.5	3:32.937
5	1:04.115	87.2	1:41.647	100.3	40.122	63.0	3:25.884	12	1:05.941	81.9	1:46.590	82.2	42.201	54.9	3:34.732
6	1:04.143	89.1	1:43.787	95.3	40.060	60.2	3:27.990	13	1:07.895	84.9	1:44.431	101.7	42.018	60.1	3:34.344
7	1:04.250	90.7	1:44.891	87.7	In		3:30.538 P	14	1:05.257	82.8	1:46.756	94.9	40.815	61.4	3:32.828

88 John Davison (C3)								TVR Griffith							
lap	Sect-1	Speed	Sect-2	Speed	Sect-3	Speed	Laptime Pit	lap	Sect-1	Speed	Sect-2	Speed	Sect-3	Speed	Laptime Pit
1		55.4	2:20.343	33.8	57.501	54.4	4:39.106	9	59.302	100.0	1:36.013	110.7	In		3:12.729 P
2	1:04.347	89.1	1:34.546	105.8	38.029	68.7	3:16.922	10	Out	106.9	1:32.860	114.5	37.190	65.9	4:27.948 P
3	58.491	103.1	1:32.295	110.7	36.706	67.3	3:07.492	11	57.650	101.8	1:33.349	111.8	38.135	64.5	3:09.134
4	57.942	98.5	1:31.079	111.8	36.146	73.0	3:05.167	12	57.395	102.6	1:33.083	113.7	36.758	67.2	3:07.236
5	57.312	100.6	1:30.411	119.6	35.510	61.6	3:03.233	13	57.505	103.6	1:32.873	113.2	37.759	67.4	3:08.137
6	57.615	108.1	1:30.387	120.1	35.987	67.0	3:03.989	14	58.605	108.9	1:31.124	114.9	36.772	65.9	3:06.501
7	59.917	94.1	1:33.314	117.1	36.069	67.7	3:09.300	15	57.872	107.9	1:32.419	112.0	38.162	65.5	3:08.453
8	56.169	108.9	1:33.765	101.8	37.163	67.2	3:07.097	16	57.547	106.7	1:33.358	116.3	37.665	64.6	3:08.570

92 Julian Thomas (C3)								Jaguar E-Type							
lap	Sect-1	Speed	Sect-2	Speed	Sect-3	Speed	Laptime Pit	lap	Sect-1	Speed	Sect-2	Speed	Sect-3	Speed	Laptime Pit
1		51.1	2:20.839	39.5	58.343	52.3	4:38.522	4	55.374	109.3	1:28.902	122.0	34.574	73.3	2:58.850
2	1:00.823	103.7	1:29.888	108.2	36.272	71.9	3:06.983	5	55.351	111.7	1:30.022	121.6	34.455	73.4	2:59.828
3	56.275	100.5	1:29.504	117.1	34.495	72.7	3:00.274	6	55.773	108.4	1:29.379	119.8	35.001	72.9	3:00.153

93 Dee-Crowne-Thomas (C3)								Chevrolet Corvette							
lap	Sect-1	Speed	Sect-2	Speed	Sect-3	Speed	Laptime Pit	lap	Sect-1	Speed	Sect-2	Speed	Sect-3	Speed	Laptime Pit
1		65.0	2:20.215	36.2	57.052	52.3	5:03.110	8	1:07.059	82.2	1:47.997	84.1	In		3:37.154 P
2	1:12.619	76.3	1:52.479	77.6	45.538	57.0	3:50.636	9	Out	87.2	1:44.384	101.2	41.947	58.9	5:06.071 P
3	1:08.345	85.2	1:50.887	89.6	44.028	57.3	3:43.260	10	1:04.125	90.4	1:41.264	101.8	38.982	63.0	3:24.371
4	1:10.486	78.4	1:50.873	95.9	43.924	57.9	3:45.283	11	1:02.053	95.6	1:37.065	108.9	39.061	62.6	3:18.179
5	1:08.078	81.2	1:49.714	87.5	45.731	52.0	3:43.523	12	1:02.518	96.0	1:38.660	108.6	39.200	62.3	3:20.378
6	1:08.985	84.9	1:48.478	87.5	43.876	59.5	3:41.339	13	1:02.695	96.3	1:38.508	110.9	39.557	57.3	3:20.760
7	1:07.570	83.4	1:50.366	86.3	46.390	56.3	3:44.326	14	1:02.250	86.3	1:38.194	105.2	39.432	61.4	3:19.876

94 Gans-Wolfe (C3)								AC Cobra							
lap	Sect-1	Speed	Sect-2	Speed	Sect-3	Speed	Laptime Pit	lap	Sect-1	Speed	Sect-2	Speed	Sect-3	Speed	Laptime Pit
1		53.4	2:20.003	41.3	58.200	50.6	4:38.463	9	58.533	96.6	1:31.046	119.2	36.069	67.4	3:05.648
2	1:00.251	101.1	1:31.748	109.1	36.165	65.7	3:08.164	10	57.443	106.4	1:30.486	123.6	35.357	70.7	3:03.286
3	57.037	104.2	1:30.149	127.6	35.369	64.7	3:02.555	11	56.887	103.9	1:35.702	114.3	35.832	69.0	3:08.421
4	56.427	111.1	1:30.553	108.9	36.187	66.2	3:03.167	12	57.219	106.5	1:30.794	125.7	35.632	71.9	3:03.645
5	56.473	111.1	1:29.684	113.4	36.272	63.4	3:02.429	13	56.923	109.8	1:31.669	130.8	35.650	67.9	3:04.242
6	56.801	108.2	1:30.956	115.5	38.012	62.3	3:05.769	14	57.315	98.1	1:31.058	124.5	36.029	65.0	3:04.402
7	57.805	101.5	1:31.357	111.7	In		3:07.097 P	15	57.025	97.7	1:30.745	121.8	35.633	70.5	3:03.403
8	Out	111.1	1:32.015	113.0	38.191	64.1	4:20.581 P	16	56.046	106.2	1:30.442	126.1	35.749	68.6	3:02.237



**Session Start: 19:30:17 - Finish: 20:21:42**  
**Weather/Track Conditions: Rain / Wet**  
**Circuit: Silverstone Historic Grand Prix**  
**Track Length: 5.857 Km - 3.6394 miles**



# Silverstone Classic - 28 - 30 Jul 2017

## Gallet International Trophy For Classic GT Cars (Pre '66)

### Race 11 - Sector Analysis

95 Timothy De Silva (C3)								Jaguar E-Type							
lap	Sect-1	Speed	Sect-2	Speed	Sect-3	Speed	Laptime Pit	lap	Sect-1	Speed	Sect-2	Speed	Sect-3	Speed	Laptime Pit
1		61.7	2:18.535		51.411	52.6	4:53.020	9	1:02.456	94.1	1:39.092		38.957	67.9	3:20.505
2	1:11.132	77.3	1:44.782		41.236	58.7	3:37.150	10	1:00.999	105.2	1:38.406		38.570	62.4	3:17.975
3	1:04.417	88.1	1:41.229		40.525	59.3	3:26.171	11	1:02.109	88.7	1:41.081		39.228	56.6	3:22.418
4	1:04.918	90.3	1:41.575		40.229	60.3	3:26.722	12	1:02.973	94.5	1:39.975		39.265	58.4	3:22.213
5	1:07.099	93.9	1:38.710		40.055	65.9	3:25.864	13	1:01.494	107.9	1:37.143		39.097	68.5	3:17.734
6	1:02.536	91.4	1:38.298		46.899	59.7	3:27.733	14	1:00.623	91.7	1:39.295		38.799	60.3	3:18.717
7	1:03.670	87.8	1:39.890		In		3:33.644 P	15	1:00.766	107.4	1:40.189		39.000	61.9	3:19.955
8	Out	97.4	1:41.845		41.186	63.7	5:06.739 P	16							

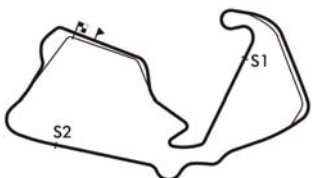
96 Nyblaeus-Welch (C2)								Austin Healey 3000							
lap	Sect-1	Speed	Sect-2	Speed	Sect-3	Speed	Laptime Pit	lap	Sect-1	Speed	Sect-2	Speed	Sect-3	Speed	Laptime Pit
1		64.5	2:18.099	39.0	54.170	59.6	4:50.118	9	Out	99.9	1:35.608	106.4	36.906	69.5	4:34.955 P
2	1:07.258	98.0	1:40.591	105.2	40.278	60.5	3:28.127	10	59.464	96.4	1:34.906	114.7	36.098	69.7	3:10.468
3	1:03.755	87.3	1:41.090	105.5	40.062	62.6	3:24.907	11	58.374	103.4	1:35.808	109.5	37.497	63.1	3:11.679
4	1:03.478	91.8	1:40.510	104.0	39.271	60.2	3:23.259	12	59.145	101.8	1:34.298	113.0	37.983	59.5	3:11.426
5	1:03.601	89.2	1:41.948	103.4	38.805	64.1	3:24.354	13	59.115	101.4	1:34.590	115.1	36.203	61.9	3:09.908
6	1:02.679	93.7	1:39.903	107.7	39.505	64.2	3:22.087	14	58.376	107.4	1:31.213	116.5	36.843	65.3	3:06.432
7	1:01.989	101.7	1:40.523	95.1	40.521	64.2	3:23.033	15	57.623	106.9	1:31.830	114.7	35.855	70.3	3:05.308
8	1:02.779	98.1	1:39.878	104.0	In		3:24.277 P	16							

101 Flemming Viktor Andersen (CLP)								Lotus Elan							
lap	Sect-1	Speed	Sect-2	Speed	Sect-3	Speed	Laptime Pit	lap	Sect-1	Speed	Sect-2	Speed	Sect-3	Speed	Laptime Pit
1		71.2	2:15.334	34.8	56.239	59.0	4:59.219	5	1:08.802	81.9	1:52.767	81.9	48.770	49.1	3:50.339
2	1:09.844	83.5	1:52.595	92.2	45.451	61.1	3:47.890	6	1:11.454	80.0	2:02.232	80.8	47.601	53.0	4:01.287
3	1:10.412	74.5	1:51.258	89.7	44.619	59.0	3:46.289	7	1:10.283	77.9	1:50.741	81.2	In		3:46.749 P
4	1:09.997	71.9	1:49.763	89.2	43.015	55.1	3:42.775	8							

110 Corfield-Blakeney-Edwards (C2)								Austin Healey 3000							
lap	Sect-1	Speed	Sect-2	Speed	Sect-3	Speed	Laptime Pit	lap	Sect-1	Speed	Sect-2	Speed	Sect-3	Speed	Laptime Pit
1		66.2	2:16.973	46.8	52.302	50.5	4:57.314	9	Out	94.1	1:40.278	110.6	37.821	66.4	4:44.825 P
2	1:08.245	79.2	1:45.915		41.470	61.9	3:35.630	10	1:00.350	93.6	1:36.836	105.7	38.257	63.7	3:15.443
3	1:05.330	82.5	1:41.478	94.4	40.655	61.5	3:27.463	11	59.458	96.0	1:35.826	111.1	37.656	65.9	3:12.940
4	1:04.929	92.2	1:40.153	94.9	39.665	58.9	3:24.747	12	59.359	94.3	1:35.746		38.779	64.1	3:13.884
5	1:05.903	77.5	1:41.938	94.1	41.893	61.7	3:29.734	13	59.500	99.1	1:35.278	108.9	37.129	65.9	3:11.907
6	1:03.856	81.2	1:39.629	92.7	41.150	61.9	3:24.635	14	58.393	99.3	1:35.389	113.6	37.126	65.7	3:10.908
7	1:03.253	83.6	1:41.868	86.0	41.456	60.6	3:26.577	15	58.662	96.3	1:34.423	112.2	37.079	61.9	3:10.164
8	1:03.268	84.0	1:40.659		In		3:25.308 P	16							

117 Fisker-Henderson (C3)								AC Cobra							
lap	Sect-1	Speed	Sect-2	Speed	Sect-3	Speed	Laptime Pit	lap	Sect-1	Speed	Sect-2	Speed	Sect-3	Speed	Laptime Pit
1		55.6	2:17.282	39.0	54.209	56.8	4:45.310	6	59.918	103.2	1:35.712	118.1	37.288	64.7	3:12.918
2	1:04.422	86.9	1:37.905	98.8	40.963	41.6	3:23.290	7	59.922	107.2	1:40.257	92.8	38.997	62.5	3:19.176
3	1:03.792	89.8	1:37.232	110.2	38.222	65.5	3:19.246	8	1:01.505	90.8	1:38.072	92.9	In		3:24.642 P
4	1:01.217	95.5	1:35.471	104.5	39.082	63.2	3:15.770	9	Out	77.1	1:52.200	83.4	43.917	56.4	5:19.613 P
5	1:00.797	95.9	1:37.361	110.7	37.299	61.9	3:15.457	10	1:08.930	76.0	1:55.695	70.3	In		3:47.018 P

133 Bell-Greensall (C2)								Austin 3000							
lap	Sect-1	Speed	Sect-2	Speed	Sect-3	Speed	Laptime Pit	lap	Sect-1	Speed	Sect-2	Speed	Sect-3	Speed	Laptime Pit
1		63.1	2:17.519		53.463	52.4	4:52.190	9	Out	95.5	1:33.459		36.443	67.8	4:45.949 P
2	1:08.618	77.0	1:45.825		41.476	59.1	3:35.919	10	58.916	94.9	1:33.254		35.839	68.3	3:08.009
3	1:03.695	83.0	1:41.085		39.381	66.0	3:24.161	11	58.180	98.8	1:32.824		36.384	68.0	3:07.388
4	1:02.663	90.1	1:40.642		40.061	65.0	3:23.366	12	58.049	101.8	1:32.283		36.135	69.8	3:06.467
5	1:02.454	85.4	1:40.202		38.745	65.9	3:21.401	13	59.104	96.1	1:32.674		36.552	69.4	3:08.330
6	1:02.884	90.4	1:40.157		38.962	62.3	3:22.003	14	58.833	96.6	1:32.165		36.324	69.8	3:07.322
7	1:03.105	88.7	1:40.623		39.571	65.2	3:23.299	15	58.715	97.1	1:31.956		36.100	68.5	3:06.771
8	1:03.725	84.8	1:40.277		In		3:24.286 P	16							



**Session Start: 19:30:17 - Finish: 20:21:42**  
**Weather/Track Conditions: Rain / Wet**  
**Circuit: Silverstone Historic Grand Prix**  
**Track Length: 5.857 Km - 3.6394 miles**

# Silverstone Classic - 28 - 30 Jul 2017

## Gallet International Trophy For Classic GT Cars (Pre '66)

### Race 11 - Sector Analysis

136 Batchelor-Ruddell (C1)								MG B							
lap	Sect-1	Speed	Sect-2	Speed	Sect-3	Speed	Laptime Pit	lap	Sect-1	Speed	Sect-2	Speed	Sect-3	Speed	Laptime Pit
1		81.1	2:14.007		54.433	51.5	5:05.670	8	1:03.347	96.3	1:44.678		In		3:28.877 P
2	1:15.279	81.5	1:48.416		43.494	58.4	3:47.189	9	Out	81.9	1:44.888		42.258	60.1	5:43.433 P
3	1:08.747	79.7	1:47.758		40.321	62.7	3:36.826	10	1:05.239	88.2	1:47.542		41.723	61.5	3:34.504
4	1:06.102	87.5	1:42.381		39.744	63.6	3:28.227	11	1:07.137	89.0	1:47.104		42.596	58.0	3:36.837
5	1:04.138	90.0	1:43.510		39.610	61.3	3:27.258	12	1:07.214	86.4	1:48.346		41.319	61.9	3:36.879
6	1:04.906	86.9	1:44.048		41.767	51.9	3:30.721	13	1:04.756	83.6	1:47.364		41.611	60.7	3:33.731
7	1:05.123	90.7	1:42.365		40.723	59.3	3:28.211	14	1:06.965	86.7	1:46.077		41.571	60.5	3:34.613

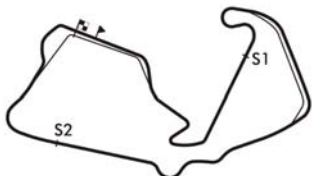
141 Jones-Barrie (C1)								Porsche 911							
lap	Sect-1	Speed	Sect-2	Speed	Sect-3	Speed	Laptime Pit	lap	Sect-1	Speed	Sect-2	Speed	Sect-3	Speed	Laptime Pit
1		83.7	2:10.043	40.5	57.619	46.2	5:01.297	8	Out	94.7	1:41.921	99.6	40.704	59.5	4:57.212 P
2	1:10.512	86.4	1:47.773	100.6	40.783	61.9	3:39.068	9	1:02.777	87.0	1:42.394	100.0	40.946	61.6	3:26.117
3	1:05.807	93.1	1:44.792	103.6	39.650	61.7	3:30.249	10	1:04.084	91.6	1:41.827	104.7	39.938	62.7	3:25.849
4	1:05.560	87.2	1:45.638	102.3	39.505	62.5	3:30.703	11	1:04.601	93.9	1:40.386	101.5	40.002	62.4	3:24.989
5	1:04.745	89.2	1:43.832	103.9	39.848	62.9	3:28.425	12	1:01.651	97.3	1:41.025	106.2	39.869	63.5	3:22.545
6	1:03.671	94.0	1:43.542	104.9	39.996	60.3	3:27.209	13	1:04.024	99.0	1:40.394	103.4	40.016	62.5	3:24.434
7	1:05.738	96.8	1:44.463	94.1	In		3:32.852 P	14	1:02.137	99.0	1:42.536	104.5	40.747	61.4	3:25.420

142 Brooks-Smith (C3)								Iso Grifo A3C							
lap	Sect-1	Speed	Sect-2	Speed	Sect-3	Speed	Laptime Pit	lap	Sect-1	Speed	Sect-2	Speed	Sect-3	Speed	Laptime Pit
1		56.7	2:18.915	40.3	54.198	57.5	4:45.157	9	Out	96.6	1:31.477	118.4	36.404	68.3	4:50.560 P
2	1:06.135	85.2	1:38.862	107.2	39.333	49.9	3:24.330	10	59.933	101.5	1:31.051	119.8	36.662	68.5	3:07.646
3	1:03.424	99.3	1:36.481	114.9	37.244	64.9	3:17.149	11	57.920	105.0	1:31.377	117.1	36.525	60.7	3:05.822
4	58.636	100.5	1:32.205	117.7	37.518	63.7	3:08.359	12	58.354	103.7	1:32.180	113.9	37.161	62.6	3:07.995
5	1:00.229	99.0	1:32.423	125.9	37.069	59.3	3:09.721	13	57.563	99.9	1:31.602	121.1	35.752	67.4	3:04.917
6	58.095	103.1	1:31.389	108.1	37.170	70.4	3:06.654	14	58.332	93.3	1:32.456	114.9	36.203	67.9	3:06.991
7	57.930	95.9	1:32.685	102.6	42.592	66.7	3:13.207	15	57.948	102.5	1:32.310	119.8	36.002	62.5	3:06.260
8	58.579	96.7	1:34.216	104.7	In		3:12.419 P	16	57.933	106.2	1:31.060	121.6	35.473	67.7	3:04.466

144 Hanson-Pochciol (C3)								AC Cobra							
lap	Sect-1	Speed	Sect-2	Speed	Sect-3	Speed	Laptime Pit	lap	Sect-1	Speed	Sect-2	Speed	Sect-3	Speed	Laptime Pit
1		58.2	2:16.872		55.105	60.2	4:44.662	9	59.323	98.4	1:31.790		In		3:08.391 P
2	1:02.487	90.9	1:32.285		37.559	66.1	3:12.331	10	Out	93.2	1:40.736		40.791	64.9	4:48.097 P
3	58.207	102.6	1:31.935		37.614	58.8	3:07.756	11	1:02.757	89.2	1:39.622		40.101	64.3	3:22.480
4	58.075	100.2	1:30.845		36.446	63.0	3:05.366	12	1:00.612	93.1	1:40.848		39.311	57.4	3:20.771
5	56.973	102.1	1:30.534		36.234	60.1	3:03.741	13	1:02.234	97.3	1:40.320		39.048	60.7	3:21.602
6	57.872	101.5	1:29.983		36.061	68.0	3:03.916	14	1:00.901	99.9	1:38.421		38.045	57.5	3:17.367
7	58.275	90.2	1:33.780		36.626	67.3	3:08.681	15	1:01.042	95.2	1:38.192		38.382	57.5	3:17.616
8	56.633	104.5	1:30.013		36.893	68.7	3:03.539	16	1:02.168	91.9	1:37.617		37.605	64.8	3:17.390

147 Pink-Fox (CLP)								Lotus Elan							
lap	Sect-1	Speed	Sect-2	Speed	Sect-3	Speed	Laptime Pit	lap	Sect-1	Speed	Sect-2	Speed	Sect-3	Speed	Laptime Pit
1							5:03.473	8			In		In		5:00.379 P
2							3:46.957	9							3:34.577
3							3:38.125	10							3:22.840
4							3:42.370	11							3:32.926
5							3:51.466	12							3:32.929
6							3:38.051	13							3:21.227
7							3:35.235	14							3:22.606

150 Barnes-McIntyre (C3)								AC Cobra							
lap	Sect-1	Speed	Sect-2	Speed	Sect-3	Speed	Laptime Pit	lap	Sect-1	Speed	Sect-2	Speed	Sect-3	Speed	Laptime Pit
1		57.3	2:19.504	37.9	53.753	59.0	4:47.304	9	Out	98.7	1:37.667	123.1	38.738	64.7	4:49.906 P
2	1:05.420	80.8	1:40.589		39.936	59.0	3:25.945	10	1:00.650	108.1	1:37.996	114.5	38.300	63.6	3:16.946
3	1:02.428	87.6	1:37.265		39.434	62.3	3:19.127	11	59.599	109.5	1:35.597	121.8	38.830	64.8	3:14.026
4	1:01.515	91.4	1:37.308	106.7	38.721	62.4	3:17.544	12	59.674	111.3	1:36.419		37.900	66.4	3:13.993
5	1:00.685	97.5	1:34.336	114.5	37.997	63.9	3:13.018	13	1:00.054	108.1	1:36.649		37.582	66.4	3:14.285
6	59.924	101.2	1:33.188	111.7	38.445	59.8	3:11.557	14	59.133	112.8	1:34.304		38.692	66.0	3:12.129
7	59.972	101.5	1:34.425	92.9	38.806	62.5	3:13.203	15	59.394	104.0	1:36.492		38.779	65.9	3:14.665
8	59.634	106.4	1:34.000	105.4	In		3:15.851 P	16							



**Session Start: 19:30:17 - Finish: 20:21:42**  
**Weather/Track Conditions: Rain / Wet**  
**Circuit: Silverstone Historic Grand Prix**  
**Track Length: 5.857 Km - 3.6394 miles**

# Silverstone Classic - 28 - 30 Jul 2017

## Gallet International Trophy For Classic GT Cars (Pre '66)

### Race 11 - Sector Analysis

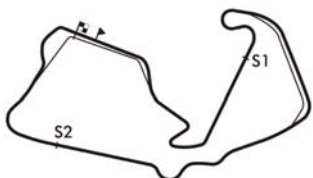
161 Andrew Haddon (C3)								AC Cobra							
lap	Sect-1	Speed	Sect-2	Speed	Sect-3	Speed	Laptime Pit	lap	Sect-1	Speed	Sect-2	Speed	Sect-3	Speed	Laptime Pit
1		50.8	2:20.193	38.8	54.549	54.9	4:43.551	9	Out	107.7	1:29.156	119.4	34.858	68.6	4:32.866 P
2	1:00.372	89.2	1:30.833	112.6	36.344	62.5	3:07.549	10	55.471	115.9	1:29.052	128.3	35.214	67.0	2:59.737
3	56.700	98.8	1:30.112	110.6	35.762	66.2	3:02.574	11	55.330	110.9	1:28.640	130.1	34.539	69.0	2:58.509
4	55.551	105.8	1:29.889	109.1	35.994	70.9	3:01.434	12	54.987	104.5	1:31.237	120.5	35.228	67.0	3:01.452
5	55.885	105.0	1:29.599	111.8	34.824	65.2	3:00.308	13	55.335	117.5	1:29.041	128.1	35.312	70.0	2:59.688
6	56.697	96.7	1:29.431	120.1	36.424	65.2	3:02.552	14	55.614	118.8	1:27.240	127.3	34.580	69.0	2:57.434
7	55.884	112.4	1:27.685	121.8	34.949	70.2	2:58.518	15	55.524	106.9	1:28.494	125.4	34.216	63.9	2:58.234
8	55.715	110.0	1:30.555	108.9	In		3:04.874 P	16	55.274	106.5	1:29.109	132.1	34.353	65.0	2:58.736

165 Thompson-Hales (C3)								TVR Griffith							
lap	Sect-1	Speed	Sect-2	Speed	Sect-3	Speed	Laptime Pit	lap	Sect-1	Speed	Sect-2	Speed	Sect-3	Speed	Laptime Pit
1		53.6	2:18.876	35.2	56.483	56.6	4:40.547	9	58.479	93.5	1:35.915	111.1	38.811	62.4	3:13.205
2	1:06.159	85.7	1:39.316	95.7	40.159	60.6	3:25.634	10	59.452	99.4	1:36.402	111.5	38.179	69.9	3:14.033
3	1:02.516	89.1	1:41.043	98.5	39.321	61.1	3:22.880	11	59.347	99.7	1:36.420	116.3	39.099	63.0	3:14.866
4	1:02.272	87.6	1:40.140	98.7	39.783	65.3	3:22.195	12	1:00.303	95.6	1:38.710	100.2	40.192	57.6	3:19.205
5	1:01.253	95.1	1:38.357	109.1	38.750	63.5	3:18.360	13	1:00.741	95.2	1:36.653	106.2	37.822	65.7	3:15.216
6	1:02.359	90.1	1:37.623	106.9	39.630	60.7	3:19.612	14	1:01.582	96.1	1:35.892	114.3	39.337	62.8	3:16.811
7	1:02.351	86.5	1:41.633	99.7	In		3:27.981 P	15	1:00.378	96.1	1:37.445	112.6	37.346	69.1	3:15.169
8	Out	97.3	1:36.853	108.9	37.458	70.5	4:47.719 P	16							

169 Talwar-Dawson (C1)								Porsche 911							
lap	Sect-1	Speed	Sect-2	Speed	Sect-3	Speed	Laptime Pit	lap	Sect-1	Speed	Sect-2	Speed	Sect-3	Speed	Laptime Pit
1		90.7	2:17.564	34.9	54.806	48.4	5:04.749	9	1:04.195	85.4	1:42.682	99.0	39.987	62.9	3:26.864
2	1:14.319	77.7	1:49.982	80.0	45.071	57.1	3:49.372	10	1:02.784	94.8	1:39.910		39.727	64.3	3:22.421
3	1:06.000	93.2	1:38.404	110.4	39.567	59.0	3:23.971	11	1:02.700	94.1	1:40.142	98.4	40.171	63.4	3:23.013
4	1:02.856	86.8	1:41.297	96.8	40.454	65.9	3:24.607	12	1:02.222	94.0	1:39.758	106.4	38.815	63.7	3:20.795
5	1:02.401	89.6	1:39.782	100.8	39.865	65.1	3:22.048	13	1:01.943	90.0	1:40.850	105.2	39.520	63.5	3:22.313
6	1:02.162	90.6	1:40.630	104.7	39.742	65.4	3:22.534	14	1:03.513	94.0	1:40.080	104.9	39.759	60.8	3:23.352
7	1:02.457	88.8	1:41.904	86.6	In		3:26.101 P	15	1:02.025	92.3	1:40.163	104.7	39.555	61.5	3:21.743
8	Out	87.4	1:43.579	90.3	41.139	63.5	5:03.203 P	16							

181 Ryan Hooker (C1)								MG B							
lap	Sect-1	Speed	Sect-2	Speed	Sect-3	Speed	Laptime Pit	lap	Sect-1	Speed	Sect-2	Speed	Sect-3	Speed	Laptime Pit
1		76.3	2:13.667	34.8	53.866	48.6	5:05.366	9	1:01.494	89.2	1:43.817	98.7	37.494	68.1	3:22.805
2	1:14.337	72.3	1:46.817	86.8	43.828	50.1	3:44.982	10	1:00.889	93.9	1:38.078	98.4	37.451	65.9	3:16.418
3	1:04.502	89.4	1:39.143	97.3	37.589	65.4	3:21.234	11	1:02.502	87.0	1:38.208	98.4	38.070	63.8	3:18.780
4	1:02.350	90.7	1:37.581	98.3	38.046	64.8	3:17.977	12	1:01.588	92.6	1:37.797	98.0	37.347	66.0	3:16.732
5	1:02.237	86.6	1:39.311	97.8	38.545	62.0	3:20.093	13	1:01.271	92.8	1:37.602	98.3	37.741	65.5	3:16.614
6	1:03.851	91.9	1:37.778	97.7	37.585	65.2	3:19.214	14	1:02.606	92.4	1:36.012	98.8	37.443	62.0	3:16.061
7	1:01.448	92.2	1:37.907	96.4	In		3:22.248 P	15	1:01.876	92.7	1:36.807	97.7	37.574	65.9	3:16.257
8	Out	91.6	1:37.824	97.4	37.697	64.7	5:06.095 P	16							

207 Harris-Wilmoth (C2)								Austin Healey 3000							
lap	Sect-1	Speed	Sect-2	Speed	Sect-3	Speed	Laptime Pit	lap	Sect-1	Speed	Sect-2	Speed	Sect-3	Speed	Laptime Pit
1		65.9	2:17.834		52.129	57.5	4:54.813	9	Out	87.4	1:45.779		40.381	62.8	4:57.852 P
2	1:07.999	77.6	1:44.081		42.040	62.0	3:34.120	10	1:04.683	94.5	1:45.876		42.589	61.1	3:33.148
3	1:03.423	82.6	1:41.374		41.037	63.7	3:25.834	11	1:04.665	88.3	1:43.956		41.454	63.4	3:30.075
4	1:01.434	90.1	1:39.486		39.436	63.2	3:20.356	12	1:04.000	89.2	1:45.625		41.467	60.9	3:31.092
5	1:01.965	96.1	1:39.177		38.960	64.2	3:20.102	13	1:04.802	91.1	1:44.503		41.097	60.2	3:30.402
6	1:01.638	87.0	1:39.985		39.471	63.2	3:21.094	14	1:04.101	92.6	1:44.932		42.365	50.0	3:31.398
7	1:01.456	89.6	1:39.210		39.878	64.2	3:20.544	15	1:04.907	90.7	1:43.937		42.014	57.0	3:30.858
8	1:02.140	90.6	1:40.240		In		3:25.546 P	16							



**Session Start: 19:30:17 - Finish: 20:21:42**  
**Weather/Track Conditions: Rain / Wet**  
**Circuit: Silverstone Historic Grand Prix**  
**Track Length: 5.857 Km - 3.6394 miles**

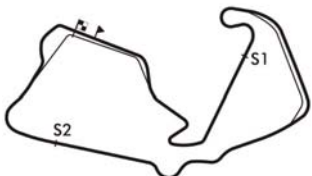
# Silverstone Classic - 28 - 30 Jul 2017

## Gallet International Trophy For Classic GT Cars (Pre '66)

### Race 11 - Sector Analysis

232 Alasdair Coates (C3)								AC Cobra							
lap	Sect-1	Speed	Sect-2	Speed	Sect-3	Speed	Laptime Pit	lap	Sect-1	Speed	Sect-2	Speed	Sect-3	Speed	Laptime Pit
1		68.0	2:17.529	38.5	53.413	55.6	4:50.308	9	Out	94.3	1:39.029	107.2	40.392	61.5	4:46.921 P
2	1:07.978	83.4	1:42.834	105.2	39.477	60.9	3:30.289	10	1:04.856	88.7	1:44.040	111.1	39.738	63.5	3:28.634
3	1:03.089	94.8	1:40.716	95.1	41.252	64.9	3:25.057	11	1:02.512	99.1	1:40.123	110.7	40.117	62.2	3:22.752
4	1:02.973	90.3	1:39.339	101.2	40.442	60.9	3:22.754	12	1:02.601	91.3	1:39.904	99.7	41.413	63.7	3:23.918
5	1:02.715	98.0	1:39.306	108.4	39.350	65.5	3:21.371	13	1:06.356	86.4	1:40.204	93.7	41.651	63.2	3:28.211
6	1:01.973	101.7	1:38.918	107.4	39.565	64.9	3:20.456	14	1:04.539	83.1	1:41.063	100.6	40.503	64.6	3:26.105
7	1:01.850	94.7	1:39.167	89.5	42.462	66.6	3:23.479	15	1:03.502	89.5	1:41.092	103.4	40.669	61.9	3:25.263
8	1:02.806	93.5	1:39.140	100.0	In		3:24.098 P	16							

681 Gordon-Keith-Lucas (B2)								Jaguar XK150 FHC							
lap	Sect-1	Speed	Sect-2	Speed	Sect-3	Speed	Laptime Pit	lap	Sect-1	Speed	Sect-2	Speed	Sect-3	Speed	Laptime Pit
1		83.8	2:07.973	35.8	55.625	54.2	4:56.787	8	Out	84.2	1:43.907	106.2	40.319	62.1	5:25.161 P
2	1:07.203	77.8	1:45.404	88.9	41.172	61.2	3:33.779	9	1:02.221	89.5	1:43.384	101.2	40.309	62.3	3:25.914
3	1:05.457	90.6	1:40.775	98.7	40.120	61.7	3:26.352	10	1:02.768	85.5	1:41.276	106.0	40.660	59.0	3:24.704
4	1:04.449	88.5	1:40.741	101.7	40.582	57.8	3:25.772	11	1:09.439	86.9	1:41.457	101.7	40.542	59.5	3:31.438
5	1:05.303	94.5	1:40.724	108.6	41.139	56.2	3:27.166	12	1:02.463	95.5	1:41.856	102.5	40.665	59.2	3:24.984
6	1:04.237	84.9	1:40.161	103.9	41.206	62.8	3:25.604	13	1:02.504	93.6	1:40.899	107.7	40.364	60.7	3:23.767
7	1:03.339	90.8	1:39.635	86.9	In		3:25.452 P	14	1:02.985	99.4	1:41.928	100.2	40.847	61.2	3:25.760



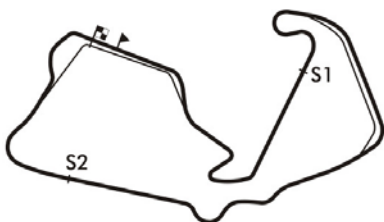
**Session Start: 19:30:17 - Finish: 20:21:42**  
**Weather/Track Conditions: Rain / Wet**  
**Circuit: Silverstone Historic Grand Prix**  
**Track Length: 5.857 Km - 3.6394 miles**

# Silverstone Classic - 28 - 30 Jul 2017

## Gallet International Trophy For Classic GT Cars (Pre '66)

### Race 11 - Best Sector Times

	SECTOR 1			SECTOR 2			SECTOR 3			IDEAL / BEST LAP COMPARISON					
	NO	TIME	LAP	NO	TIME	LAP	NO	TIME	LAP	NO	NAME	BEST	IN	IDEAL	DIFF
1	161	54.987	12	76	1:27.052	16	13	33.194	7	161	Andrew Haddon	2:57.434	14	2:56.443	+0.991
2	13	55.055	8	55	1:27.228	7	55	33.808	16	13	Wilson-Pittard	2:57.981	7	2:56.956	+1.025
3	55	55.262	10	161	1:27.240	14	46	34.005	5	76	Hart D-Hart O	2:58.345	16	2:57.843	+0.502
4	92	55.351	5	71	1:28.318	7	161	34.216	15	15	Oliver Bryant	2:58.845	16	2:58.233	+0.612
5	71	55.484	14	15	1:28.465	9	15	34.263	16	55	Jason Minshaw	2:59.160	5	2:56.298	+2.862
6	62	55.499	13	46	1:28.537	7	71	34.391	13	71	Roger Wills	2:59.170	15	2:58.193	+0.977
7	15	55.505	15	13	1:28.707	7	92	34.455	5	46	Mike Whitaker	2:59.393	5	2:58.099	+1.294
8	76	55.507	16	92	1:28.834	7	37	34.458	15	37	Willis-Hall	3:00.329	15	3:00.191	+0.138
9	46	55.557	9	37	1:29.378	15	62	34.904	3	62	Martin Stretton	3:01.044	12	2:59.811	+1.233
10	53	55.959	4	62	1:29.408	12	53	35.110	3	94	Gans-Wolfe	3:02.237	16	3:01.087	+1.150
11	94	56.046	16	94	1:29.684	5	29	35.190	11	40	Kirkaldy-Watson	3:02.287	15	3:02.041	+0.246
12	88	56.169	8	144	1:29.983	6	28	35.265	8	53	Pearson J-Pearson	3:02.483	16	3:01.228	+1.255
13	29	56.311	16	40	1:30.051	14	76	35.284	13	29	Ahlers-Bellinger	3:02.723	14	3:01.732	+0.991
14	37	56.355	16	53	1:30.159	16	94	35.357	10	88	John Davison	3:03.233	5	3:02.066	+1.167
15	40	56.433	15	29	1:30.231	11	142	35.473	16	144	Hanson-Pochciol	3:03.539	8	3:02.677	+0.862
16	144	56.633	8	88	1:30.387	6	60	35.498	6	75	Bremner R-Bremner	3:03.577	16	3:03.577	+0.000
17	28	56.881	12	75	1:30.740	16	88	35.510	5	28	Folch-Rusinol-Hadfi	3:03.653	12	3:03.314	+0.339
18	60	57.107	6	60	1:30.976	9	40	35.557	15	60	Minshaw-Kyvalova	3:03.869	6	3:03.581	+0.288
19	75	57.225	16	142	1:31.051	10	75	35.612	16	142	Brooks-Smith	3:04.466	16	3:04.087	+0.379
20	6	57.358	12	7	1:31.116	13	133	35.839	10	96	Nyblaeus-Welch	3:05.308	15	3:04.691	+0.617
21	142	57.563	13	28	1:31.168	12	96	35.855	15	7	Friedrichs-Mallock	3:05.736	13	3:05.029	+0.707
22	96	57.623	15	96	1:31.213	14	7	35.964	9	6	Attard-Littlejohn	3:06.200	12	3:05.617	+0.583
23	7	57.949	12	6	1:31.711	13	144	36.061	6	133	Bell-Greensall	3:06.467	12	3:05.844	+0.623
24	133	58.049	12	133	1:31.956	15	57	36.492	14	57	Richardson-Bentley	3:08.199	15	3:07.815	+0.384
25	57	58.312	15	57	1:33.011	15	6	36.548	8	110	Corfield-Blakeney-E	3:10.164	15	3:09.895	+0.269
26	110	58.393	14	150	1:33.188	6	48	36.759	6	48	Weller-Schryver	3:10.171	6	3:09.971	+0.200
27	165	58.479	9	32	1:33.604	12	32	36.871	9	32	John Spiers	3:10.670	7	3:09.693	+0.977
28	65	58.708	5	48	1:33.745	7	65	36.882	14	65	Bates M-Bates J	3:10.995	5	3:10.801	+0.194
29	150	59.133	14	110	1:34.423	15	110	37.079	15	150	Barnes-McIntyre	3:11.557	6	3:09.903	+1.654
30	81	59.181	13	65	1:35.211	8	117	37.288	6	165	Thompson-Hales	3:13.205	9	3:11.717	+1.488
31	32	59.218	7	117	1:35.471	4	165	37.346	15	81	David Tomlin	3:15.159	14	3:13.420	+1.739
32	48	59.467	6	165	1:35.892	14	181	37.347	12	181	Ryan Hooker	3:16.061	14	3:14.248	+1.813
33	117	59.918	6	181	1:36.012	14	150	37.582	13	80	Chris Beighton	3:16.230	8	3:14.830	+1.400
34	95	1:00.623	14	81	1:36.084	14	80	37.867	13	95	Timothy De Silva	3:17.734	13	3:16.336	+1.398
35	80	1:00.781	13	80	1:36.182	4	81	38.155	10	93	Dee-Crowne-Thoma	3:18.179	11	3:18.100	+0.079
36	181	1:00.889	10	93	1:37.065	11	95	38.570	10	207	Harris-Wilmoth	3:20.102	5	3:19.571	+0.531
37	207	1:01.434	4	95	1:37.143	13	34	38.608	13	232	Alasdair Coates	3:20.456	6	3:20.118	+0.338
38	34	1:01.575	14	169	1:38.404	3	169	38.815	12	169	Talwar-Dawson	3:20.795	12	3:19.162	+1.633
39	141	1:01.651	12	232	1:38.918	6	207	38.960	5	34	Karl Wetherell	3:21.212	14	3:19.558	+1.654
40	232	1:01.850	7	207	1:39.177	5	93	38.982	10	147	Pink-Fox	3:21.227	13		+
41	169	1:01.943	13	72	1:39.255	6	72	39.211	4	85	Ashworth M-Ashwor	3:22.288	4	3:22.259	+0.029
42	93	1:02.053	11	34	1:39.375	10	232	39.350	5	141	Jones-Barrie	3:22.545	12	3:21.542	+1.003
43	681	1:02.221	9	27	1:39.494	6	85	39.378	4	681	Gordon-Keith-Lucas	3:23.767	13	3:21.976	+1.791
44	85	1:02.526	4	681	1:39.635	7	141	39.505	4	27	Stefan Ziegler	3:24.226	7	3:22.570	+1.656
45	72	1:02.770	4	85	1:40.355	3	136	39.610	5	136	Batchelor-Ruddell	3:27.258	5	3:25.322	+1.936
46	27	1:03.163	7	141	1:40.386	11	27	39.913	6	33	Hans Huebner	3:37.763	11	3:36.460	+1.303
47	136	1:03.347	8	136	1:42.365	7	681	40.120	3	92	Julian Thomas	2:58.850	4	2:58.640	+0.210



Session Start: 19:30:17 - Finish: 20:21:42

Weather/Track Conditions: Rain / Wet

Circuit: Silverstone Historic Grand Prix

Track Length: 5.857 Km - 3.6394 miles

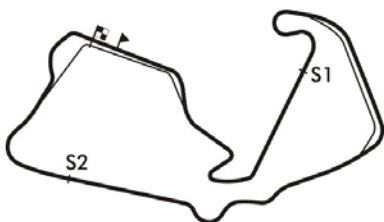


# Silverstone Classic - 28 - 30 Jul 2017

## Gallet International Trophy For Classic GT Cars (Pre '66)

### Race 11 - Best Sector Times

48	33	1:07.005	11	33	1:46.923	11	33	42.532	12
49	101	1:08.802	5	101	1:49.763	4	101	43.015	4
50	47			47			47		
51	52			52			52		
52	147			147			147		



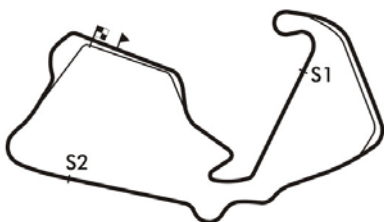
Session Start: 19:30:17 - Finish: 20:21:42  
Weather/Track Conditions: Rain / Wet  
Circuit: Silverstone Historic Grand Prix  
Track Length: 5.857 Km - 3.6394 miles

# Silverstone Classic - 28 - 30 Jul 2017

## Gallet International Trophy For Classic GT Cars (Pre '66)

### Race 11 - Best Sector Times

117	Fisken-Henderson	3:12.918	6	3:12.677	+0.241
52	Ron Maydon	3:21.613	6		+
72	Jamie Boot	3:21.944	6	3:21.236	+0.708
101	Flemming Viktor An	3:42.775	4	3:41.580	+1.195
47	Bourne-Paul				+



**Session Start: 19:30:17 - Finish: 20:21:42**  
**Weather/Track Conditions: Rain / Wet**  
**Circuit: Silverstone Historic Grand Prix**  
**Track Length: 5.857 Km - 3.6394 miles**

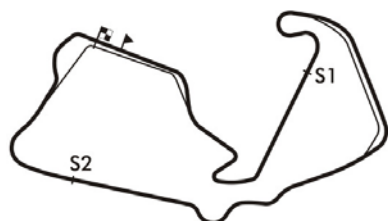


# Silverstone Classic - 28 - 30 Jul 2017

## Gallet International Trophy For Classic GT Cars (Pre '66)

### Race 11 - Best Sector Speeds

	NO	SECTOR 1	MPH	NO	SECTOR 2	MPH	NO	SECTOR 3	MPH
1	55	Jason Minshaw	119.6	92	Julian Thomas	134.8	13	Wilson-Pittard	76.1
2	161	Andrew Haddon	118.8	161	Andrew Haddon	132.1	62	Martin Stretton	74.9
3	76	Hart D-Hart O	114.3	55	Jason Minshaw	130.8	60	Minshaw-Kyvalova	74.6
4	150	Barnes-McIntyre	112.8	94	Gans-Wolfe	130.8	53	Pearson J-Pearson G	74.5
5	62	Martin Stretton	112.6	46	Mike Whitaker	130.6	55	Jason Minshaw	74.5
6	92	Julian Thomas	111.7	15	Oliver Bryant	128.6	92	Julian Thomas	73.4
7	13	Wilson-Pittard	111.3	37	Willis-Hall	126.6	88	John Davison	73.0
8	94	Gans-Wolfe	111.1	76	Hart D-Hart O	125.9	76	Hart D-Hart O	72.5
9	46	Mike Whitaker	110.9	142	Brooks-Smith	125.9	71	Roger Wills	72.0
10	71	Roger Wills	110.9	28	Folch-Rusinol-Hadfield	125.2	94	Gans-Wolfe	71.9
11	53	Pearson J-Pearson G	110.4	53	Pearson J-Pearson G	125.0	28	Folch-Rusinol-Hadfield	71.8
12	60	Minshaw-Kyvalova	110.4	62	Martin Stretton	124.0	15	Oliver Bryant	71.6
13	6	Attard-Littlejohn	109.5	40	Kirkaldy-Watson	123.6	40	Kirkaldy-Watson	71.5
14	37	Willis-Hall	109.3	13	Wilson-Pittard	123.4	161	Andrew Haddon	70.9
15	88	John Davison	108.9	75	Bremner R-Bremner D	123.1	29	Ahlers-Bellinger	70.6
16	40	Kirkaldy-Watson	108.8	150	Barnes-McIntyre	123.1	75	Bremner R-Bremner D	70.6
17	95	Timothy De Silva	107.9	7	Friedrichs-Mallock	122.5	165	Thompson-Hales	70.5
18	15	Oliver Bryant	107.4	6	Attard-Littlejohn	121.1	142	Brooks-Smith	70.4
19	96	Nyblaeus-Welch	107.4	88	John Davison	120.1	96	Nyblaeus-Welch	70.3
20	117	Fisken-Henderson	107.2	29	Ahlers-Bellinger	118.6	32	John Spiers	69.8
21	28	Folch-Rusinol-Hadfield	106.7	48	Weller-Schryver	118.1	133	Bell-Greensall	69.8
22	57	Richardson-Bentley	106.5	117	Fisken-Henderson	118.1	46	Mike Whitaker	69.5
23	7	Friedrichs-Mallock	106.4	96	Nyblaeus-Welch	116.5	6	Attard-Littlejohn	68.9
24	29	Ahlers-Bellinger	106.2	165	Thompson-Hales	116.3	144	Hanson-Pochciol	68.7
25	142	Brooks-Smith	106.2	32	John Spiers	115.3	37	Willis-Hall	68.6
26	65	Bates M-Bates J	105.0	81	David Tomlin	114.7	7	Friedrichs-Mallock	68.5
27	144	Hanson-Pochciol	104.5	110	Corfield-Blakeney-Edwards	113.6	95	Timothy De Silva	68.5
28	48	Weller-Schryver	102.8	232	Alasdair Coates	111.1	181	Ryan Hooker	68.1
29	75	Bremner R-Bremner D	102.8	93	Dee-Crowne-Thomas	110.9	57	Richardson-Bentley	67.7
30	81	David Tomlin	102.6	57	Richardson-Bentley	110.7	232	Alasdair Coates	66.6
31	133	Bell-Greensall	101.8	80	Chris Beighton	110.7	150	Barnes-McIntyre	66.4
32	232	Alasdair Coates	101.7	169	Talwar-Dawson	110.4	110	Corfield-Blakeney-Edwards	66.4
33	80	Chris Beighton	101.5	65	Bates M-Bates J	109.3	65	Bates M-Bates J	66.1
34	27	Stefan Ziegler	100.5	27	Stefan Ziegler	108.9	80	Chris Beighton	66.0
35	165	Thompson-Hales	99.7	681	Gordon-Keith-Lucas	108.6	169	Talwar-Dawson	65.9
36	681	Gordon-Keith-Lucas	99.4	141	Jones-Barrie	106.2	48	Weller-Schryver	65.7
37	110	Corfield-Blakeney-Edwards	99.3	33	Hans Huebner	103.1	72	Jamie Boot	65.7
38	32	John Spiers	99.0	85	Ashworth M-Ashworth S	101.7	117	Fisken-Henderson	65.5
39	141	Jones-Barrie	99.0	181	Ryan Hooker	98.8	207	Harris-Wilmoth	64.2
40	34	Karl Wetherell	98.7	101	Flemming Viktor Andersen	92.2	34	Karl Wetherell	64.2



**Session Start: 19:30:17 - Finish: 20:21:42**  
**Weather/Track Conditions: Rain / Wet**  
**Circuit: Silverstone Historic Grand Prix**  
**Track Length: 5.857 Km - 3.6394 miles**

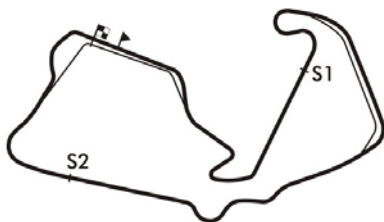


# Silverstone Classic - 28 - 30 Jul 2017

## Gallet International Trophy For Classic GT Cars (Pre '66)

### Race 11 - Best Sector Speeds

41	93	Dee-Crowne-Thomas	96.3	34	Karl Wetherell	0.0	81	David Tomlin	63.7
42	136	Batchelor-Ruddell	96.3	47	Bourne-Paul	0.0	136	Batchelor-Ruddell	63.6
43	207	Harris-Wilmoth	96.1	52	Ron Maydon	0.0	141	Jones-Barrie	63.5
44	169	Talwar-Dawson	94.8	60	Minshaw-Kyvalova	0.0	93	Dee-Crowne-Thomas	63.0
45	181	Ryan Hooker	93.9	71	Roger Wills	0.0	85	Ashworth M-Ashworth S	63.0
46	85	Ashworth M-Ashworth S	93.6	72	Jamie Boot	0.0	681	Gordon-Keith-Lucas	62.8
47	72	Jamie Boot	93.2	95	Timothy De Silva	0.0	27	Stefan Ziegler	62.8
48	101	Flemming Viktor Andersen	90.7	133	Bell-Greensall	0.0	101	Flemming Viktor Andersen	61.1
49	33	Hans Huebner	86.8	136	Batchelor-Ruddell	0.0	33	Hans Huebner	60.6
50	47	Bourne-Paul	0.0	144	Hanson-Pochciol	0.0	47	Bourne-Paul	0.0
51	52	Ron Maydon	0.0	147	Pink-Fox	0.0	52	Ron Maydon	0.0
52	147	Pink-Fox	0.0	207	Harris-Wilmoth	0.0	147	Pink-Fox	0.0



**Session Start: 19:30:17 - Finish: 20:21:42**  
**Weather/Track Conditions: Rain / Wet**  
**Circuit: Silverstone Historic Grand Prix**  
**Track Length: 5.857 Km - 3.6394 miles**

# Silverstone Classic - 28 - 30 Jul 2017

## Gallet International Trophy For Classic GT Cars (Pre '66)

### Race 11 - Lap Chart

Lap 1			Lap 2			Lap 3			Lap 4			Lap 5			Lap 6		
NO	Behind	Laptime	NO	Behind	Laptime	NO	Behind	Laptime	NO	Behind	Laptime	NO	Behind	Laptime	NO	Behind	Laptime
46		4:37.784	15		3:04.111	15		2:59.883	15		2:58.956	15		3:00.231	15		3:00.587
15	0.138	4:37.922	46	2.151	3:06.400	13	2.889	3:00.177	92	3.757	2:58.850	92	3.354	2:59.828	92	2.920	3:00.153
94	0.679	4:38.463	13	2.595	3:05.185	92	3.863	3:00.274	13	4.638	3:00.705	13	3.972	2:59.565	13	3.279	2:59.894
92	0.738	4:38.522	92	3.472	3:06.983	46	4.441	3:02.173	46	6.155	3:00.670	46	5.317	2:59.393	46	7.232	3:02.502
37	1.263	4:39.047	55	3.910	3:06.200	55	5.076	3:01.049	55	7.201	3:01.081	55	6.130	2:59.160	55	8.256	3:02.713
88	1.322	4:39.106	94	4.594	3:08.164	94	7.266	3:02.555	94	11.477	3:03.167	94	13.675	3:02.429	71	14.431	3:01.163
13	1.659	4:39.443	71	7.412	3:09.369	71	9.882	3:02.353	71	13.025	3:02.099	71	13.855	3:01.061	161	16.278	3:02.552
55	1.959	4:39.743	161	9.067	3:07.549	161	11.758	3:02.574	161	14.236	3:01.434	161	14.313	3:00.308	94	18.857	3:05.769
71	2.292	4:40.076	53	11.696	3:09.877	53	14.817	3:03.004	53	19.023	3:03.162	62	23.607	3:03.696	57	1 LAP	3:41.044
165	2.763	4:40.547	62	13.503	3:12.311	62	15.769	3:02.149	62	20.142	3:03.329	53	24.975	3:06.183	147	1 LAP	3:51.466
80	4.441	4:42.225	88	13.995	3:16.922	88	21.604	3:07.492	88	27.815	3:05.167	88	30.817	3:03.233	33	1 LAP	3:42.600
75	4.602	4:42.386	144	14.960	3:12.331	144	22.833	3:07.756	144	29.243	3:05.366	144	32.753	3:03.741	93	1 LAP	3:43.523
32	5.087	4:42.871	75	22.851	3:22.498	40	36.539	3:10.155	40	44.611	3:07.028	40	49.588	3:05.208	101	1 LAP	3:50.339
62	5.441	4:43.225	165	24.148	3:25.634	60	38.569	3:11.929	60	46.595	3:06.982	60	52.594	3:06.230	62	25.532	3:02.512
28	5.598	4:43.382	32	24.364	3:23.526	75	39.164	3:16.196	75	50.941	3:10.733	75	1:01.580	3:10.870	53	27.917	3:03.529
161	5.767	4:43.551	40	26.267	3:17.261	32	39.577	3:15.096	32	52.772	3:12.151	142	1:03.613	3:09.721	88	34.219	3:03.989
53	6.068	4:43.852	60	26.523	3:21.873	37	43.187	3:15.557	142	54.123	3:08.359	32	1:04.341	3:11.800	144	36.082	3:03.916
144	6.878	4:44.662	117	26.567	3:23.290	142	44.720	3:17.149	37	55.431	3:11.200	37	1:05.094	3:09.894	40	53.259	3:04.258
142	7.373	4:45.157	142	27.454	3:24.330	117	45.930	3:19.246	29	1:00.796	3:12.378	29	1:11.960	3:11.395	60	55.876	3:03.869
117	7.526	4:45.310	37	27.513	3:30.499	165	47.145	3:22.880	117	1:02.744	3:15.770	48	1:15.824	3:12.247	142	1:09.680	3:06.654
81	8.374	4:46.158	28	28.911	3:27.562	29	47.374	3:15.687	48	1:03.808	3:13.080	117	1:17.970	3:15.457	75	1:11.324	3:10.331
60	8.899	4:46.683	81	30.019	3:25.894	81	48.661	3:18.525	65	1:07.572	3:13.379	65	1:18.336	3:10.995	37	1:12.434	3:07.927
150	9.520	4:47.304	150	31.216	3:25.945	48	49.684	3:16.251	81	1:08.125	3:18.420	150	1:21.835	3:13.018	32	1:15.874	3:12.120
7	10.642	4:48.426	29	31.570	3:21.297	150	50.460	3:19.127	150	1:09.048	3:17.544	81	1:23.141	3:15.247	29	1:22.243	3:10.870
52	11.612	4:49.396	48	33.316	3:24.681	65	53.149	3:13.309	165	1:10.384	3:22.195	165	1:28.513	3:18.360	48	1:25.408	3:10.171
6	11.658	4:49.442	80	35.042	3:34.850	80	53.628	3:18.469	80	1:12.729	3:18.057	80	1:29.592	3:17.094	117	1:30.301	3:12.918
96	12.334	4:50.118	96	36.212	3:28.127	96	1:01.236	3:24.907	28	1:21.247	3:18.026	76	1:35.283	3:08.339	65	1:30.663	3:12.914
232	12.524	4:50.308	232	38.564	3:30.289	28	1:02.177	3:33.149	96	1:25.539	3:23.259	28	1:36.742	3:15.726	150	1:32.805	3:11.557
48	12.884	4:50.668	65	39.723	3:19.658	232	1:03.738	3:25.057	76	1:27.175	3:08.258	232	1:48.676	3:21.371	81	1:39.875	3:17.321
40	13.255	4:51.039	7	40.431	3:34.038	7	1:06.448	3:25.900	232	1:27.536	3:22.754	96	1:49.662	3:24.354	76	1:42.268	3:07.572
133	14.406	4:52.190	52	43.061	3:35.698	52	1:08.147	3:24.969	7	1:30.620	3:23.128	7	1:51.849	3:21.460	165	1:47.538	3:19.612
29	14.522	4:52.306	6	43.793	3:36.384	72	1:09.503	3:24.239	52	1:31.994	3:22.803	207	1:54.122	3:20.102	80	1:50.014	3:21.009
95	15.236	4:53.020	72	45.147	3:33.585	133	1:10.354	3:24.161	72	1:33.243	3:22.696	133	1:55.934	3:21.401	28	1:51.501	3:15.346
72	15.811	4:53.595	133	46.076	3:35.919	6	1:11.937	3:28.027	207	1:34.251	3:20.356	72	1:59.383	3:26.371	232	2:08.545	3:20.456
27	15.958	4:53.742	207	46.900	3:34.120	207	1:12.851	3:25.834	133	1:34.764	3:23.366	6	2:00.617	3:22.883	96	2:11.162	3:22.087
207	17.029	4:54.813	27	47.648	3:35.939	27	1:13.933	3:26.168	6	1:37.965	3:24.984	27	2:07.185	3:26.056	207	2:14.629	3:21.094
681	19.003	4:56.787	95	48.137	3:37.150	95	1:14.425	3:26.171	27	1:41.360	3:26.383	95	2:07.824	3:25.864	7	2:14.718	3:23.456
110	19.530	4:57.314	681	48.533	3:33.779	681	1:15.002	3:26.352	681	1:41.818	3:25.772	181	2:08.549	3:20.093	133	2:17.350	3:22.003
101	21.435	4:59.219	110	50.911	3:35.630	76	1:17.873	3:09.578	95	1:42.191	3:26.722	681	2:08.753	3:27.166	72	2:20.740	3:21.944
33	22.920	5:00.704	34	56.759	3:36.017	110	1:18.491	3:27.463	110	1:44.282	3:24.747	34	2:12.888	3:24.838	6	2:24.431	3:24.401
141	23.513	5:01.297	141	58.332	3:39.068	34	1:22.978	3:26.102	34	1:48.281	3:24.259	110	2:13.785	3:29.734	181	2:27.176	3:19.214
57	24.107	5:01.891	101	1:05.076	3:47.890	141	1:28.698	3:30.249	181	1:48.687	3:17.977	52	2:17.461	3:45.698	27	2:31.428	3:24.830
65	24.314	5:02.098	33	1:08.027	3:49.356	181	1:29.666	3:21.234	85	1:55.127	3:22.288	85	2:20.780	3:25.884	681	2:33.770	3:25.604
34	24.991	5:02.775	85	1:08.135	3:46.334	85	1:31.795	3:23.543	141	2:00.445	3:30.703	169	2:23.644	3:22.048	95	2:34.970	3:27.733
93	25.326	5:03.110	76	1:08.178	3:46.276	169	1:36.176	3:23.971	169	2:01.827	3:24.607	141	2:28.639	3:28.425	34	2:35.531	3:23.230
147	25.689	5:03.473	181	1:08.315	3:44.982	147	1:46.639	3:38.125	136	2:17.040	3:28.227	136	2:44.067	3:27.258	110	2:37.833	3:24.635
85	26.050	5:03.834	147	1:08.397	3:46.957	136	1:47.769	3:36.826	147	2:30.053	3:42.370				52	2:38.487	3:21.613
76	26.151	5:03.935	57	1:09.366	3:49.508	101	1:51.482	3:46.289	101	2:35.301	3:42.775				169	2:45.591	3:22.534
169	26.965	5:04.749	136	1:10.826	3:47.189	33	1:54.257	3:46.113	57	2:39.369	3:42.791				85	2:48.183	3:27.990
181	27.582	5:05.366	93	1:11.713	3:50.636	93	1:55.090	3:43.260	33	2:40.841	3:45.540				141	2:55.261	3:27.209
136	27.886	5:05.670	169	1:12.088	3:49.372	57	1:55.534	3:46.051	93	2:41.417	3:45.283						

Session Start: 19:30:17 - Finish: 20:21:42

Weather/Track Conditions: Rain / Wet

Circuit: Silverstone Historic Grand Prix

Track Length: 5.857 Km - 3.6394 miles

# Silverstone Classic - 28 - 30 Jul 2017

## Gallet International Trophy For Classic GT Cars (Pre '66)

### Race 11 - Lap Chart

Lap 7			Lap 8			Lap 9			Lap 10			Lap 11			Lap 12		
NO	Behind	Laptime	NO	Behind	Laptime	NO	Behind	Laptime	NO	Behind	Laptime	NO	Behind	Laptime	NO	Behind	Laptime
15		2:59.628	13		2:59.958	13		3:00.597	46		3:01.186	55		3:01.091	15		3:01.489
13	1.632	2:57.981	110	1 LAP	3:26.577	133	1 LAP	3:24.286	147	2 LAPS	5:00.379	15	1.116	3:01.473	55	0.975	3:03.580
55	8.284	2:59.656	95	1 LAP	3:33.644	29	1 LAP	4:29.646	48	1 LAP	4:54.207	96	1 LAP	3:10.468	165	1 LAP	3:14.866
71	14.464	2:59.661	15	8.060	3:09.650	52	1 LAP	3:22.819	52	1 LAP	3:23.437	71	4.830	3:00.991	71	3.942	3:01.717
136	1 LAP	3:30.721	169	1 LAP	3:26.101	27	1 LAP	3:28.444	150	1 LAP	4:49.906	46	7.913	4:20.067	46	8.069	3:02.761
161	15.168	2:58.518	55	11.123	3:04.429	34	1 LAP	3:26.382	33	2 LAPS	5:12.761	161	9.901	2:58.509	161	8.748	3:01.452
46	24.540	3:16.936	71	15.068	3:02.194	46	25.726	3:01.551	65	1 LAP	5:01.795	133	1 LAP	3:08.009	80	1 LAP	3:21.473
94	26.326	3:07.097	85	1 LAP	3:30.538	110	1 LAP	3:25.308	81	1 LAP	3:16.213	94	23.009	3:08.421	96	1 LAP	3:11.679
62	32.260	3:06.356	161	18.452	3:04.874	62	36.647	3:02.145	28	1 LAP	3:05.250	232	1 LAP	3:28.634	93	2 LAPS	3:24.371
53	34.034	3:05.745	46	24.772	3:01.822	81	1 LAP	4:28.543	7	1 LAP	3:07.426	62	31.580	3:02.333	133	1 LAP	3:07.388
88	43.891	3:09.300	141	1 LAP	3:32.852	28	1 LAP	4:36.835	27	1 LAP	3:51.244	13	36.064	3:24.139	94	24.049	3:03.645
144	45.135	3:08.681	62	35.099	3:04.429	144	54.878	3:08.391	165	1 LAP	3:13.205	53	39.030	3:03.926	62	30.019	3:01.044
57	1 LAP	3:36.682	136	1 LAP	3:28.211	7	1 LAP	3:08.916	6	1 LAP	3:09.748	117	1 LAP	3:47.018	33	2 LAPS	3:41.476
147	1 LAP	3:38.051	144	47.084	3:03.539	165	1 LAP	4:47.719	96	1 LAP	4:34.955	110	1 LAP	3:15.443	53	39.536	3:03.111
40	1:02.642	3:09.011	7	1 LAP	4:34.969	88	1:01.530	3:12.729	117	1 LAP	5:19.613	207	1 LAP	3:33.148	232	1 LAP	3:22.752
60	1:04.135	3:07.887	88	49.398	3:07.097	6	1 LAP	3:07.186	55	1:11.063	2:59.241	181	1 LAP	3:16.418	13	54.740	3:21.281
33	1 LAP	3:41.343	6	1 LAP	4:35.869	136	1 LAP	3:28.877	15	1:11.797	3:01.417	88	59.546	3:09.134	110	1 LAP	3:12.940
93	1 LAP	3:41.339	40	1:05.531	3:04.479	60	1:11.345	3:03.370	232	1 LAP	4:46.921	52	1 LAP	4:54.286	88	1:04.177	3:07.236
142	1:23.259	3:13.207	60	1:08.572	3:06.027	15	1:37.292	4:29.829	71	1:15.993	3:01.321	34	1 LAP	3:21.280	40	1:08.815	3:05.739
75	1:24.824	3:13.128	57	1 LAP	3:32.150	55	1:38.734	4:28.208	133	1 LAP	4:45.949	40	1:05.681	3:03.515	181	1 LAP	3:18.780
101	1 LAP	4:01.287	147	1 LAP	3:35.235	72	1 LAP	4:52.862	161	1:23.546	2:59.737	95	1 LAP	3:17.975	207	1 LAP	3:30.075
32	1:26.916	3:10.670	142	1:34.088	3:12.419	71	1:41.584	4:27.113	13	1:24.079	4:50.991	169	1 LAP	3:22.421	34	1 LAP	3:22.500
37	1:26.922	3:14.116	75	1:37.742	3:14.508	94	1:50.368	3:05.648	94	1:26.742	3:03.286	144	1:26.389	3:22.480	52	1 LAP	3:33.694
29	1:35.806	3:13.191	32	1:41.056	3:15.730	161	1:50.721	4:32.866	207	1 LAP	4:57.852	681	1 LAP	3:24.704	95	1 LAP	3:22.418
48	1:36.864	3:11.084	33	1 LAP	3:41.586	181	1 LAP	5:06.095	62	1:41.401	4:31.666	37	1:34.589	3:05.985	37	1:36.771	3:04.787
65	1:43.698	3:12.663	94	1:45.317	4:20.581	53	2:07.918	3:07.003	110	1 LAP	4:44.825	27	1 LAP	5:01.239	29	1:39.852	3:05.301
150	1:46.380	3:13.203	93	1 LAP	3:44.326	169	1 LAP	5:03.203	53	1:47.258	3:06.252	141	1 LAP	3:25.849	76	1:41.446	3:02.052
76	1:46.759	3:04.119	48	1:49.950	3:14.676	95	1 LAP	5:06.739	181	1 LAP	3:22.805	57	1 LAP	3:10.683	169	1 LAP	3:23.013
117	1:49.849	3:19.176	76	1:50.794	3:05.625	681	1 LAP	5:25.161	34	1 LAP	4:54.773	29	1:37.156	3:03.631	144	1:44.555	3:20.771
80	2:11.604	3:21.218	65	1:55.384	3:13.276	141	1 LAP	4:57.212	88	2:02.566	4:27.948	76	1:41.999	3:02.612	57	1 LAP	3:11.124
81	2:14.673	3:34.426	150	2:00.641	3:15.851	93	1 LAP	3:37.154	95	1 LAP	3:20.505	60	1:53.138	3:24.106	141	1 LAP	3:24.989
165	2:15.891	3:27.981	53	2:01.512	4:29.068	40	2:36.106	4:31.172	169	1 LAP	3:26.864	32	1:54.151	3:13.480	27	1 LAP	3:27.621
28	2:17.611	3:25.738	101	1 LAP	3:46.749	80	2:42.551	3:16.904	40	2:14.320	3:05.126	142	1:58.453	3:05.822	681	1 LAP	3:31.438
232	2:32.396	3:23.479	117	2:12.901	3:24.642	57	1 LAP	4:27.868	144	2:16.063	4:48.097	75	2:08.008	3:11.385	142	2:03.543	3:07.695
96	2:34.567	3:23.033	80	2:26.244	3:16.230	85	1 LAP	5:40.235	681	1 LAP	3:25.914	85	1 LAP	3:35.769	32	2:04.820	3:13.274
207	2:35.545	3:20.544	232	2:54.904	3:24.098	37	3:02.431	3:06.507	141	1 LAP	3:26.117	28	2:29.914	3:05.620	75	2:13.766	3:08.363
133	2:41.021	3:23.299	37	2:56.521	4:31.189	32	3:06.585	4:26.126	57	1 LAP	3:10.486	150	2:41.856	3:14.026	60	2:17.395	3:26.862
72	2:48.598	3:27.486	96	2:57.254	3:24.277	29	3:07.687	3:04.422	37	2:40.758	3:05.239	7	2:45.600	3:08.009	28	2:30.962	3:03.653
181	2:49.796	3:22.248	207	2:59.501	3:25.546	76	3:16.286	4:26.089	60	2:41.186	4:56.753	136	1 LAP	3:34.504	7	2:50.812	3:07.817
27	2:56.026	3:24.226				75	3:22.642	4:45.497	29	2:45.679	3:04.904	147	1 LAP	3:22.840	150	2:53.244	3:13.993
681	2:59.594	3:25.452				142	3:24.051	4:50.560	76	2:51.541	3:02.167	6	2:52.983	3:07.120	6	2:56.578	3:06.200
34	3:00.194	3:24.291							32	2:52.825	3:13.152	48	2:56.843	3:24.818	85	1 LAP	3:32.937
52	3:01.163	3:22.304							142	3:04.785	3:07.646	65	2:57.143	3:22.398			
									85	1 LAP	3:35.714	81	2:57.445	3:20.205			
									75	3:08.777	3:13.047						
									136	1 LAP	5:43.433						
									28	3:36.448	3:05.851						
									150	3:39.984	3:16.946						
									147	1 LAP	3:34.577						
									48	3:44.179	3:27.531						
									65	3:46.899	3:17.229						
									81	3:49.394	3:19.064						

Session Start: 19:30:17 - Finish: 20:21:42

Weather/Track Conditions: Rain / Wet

Circuit: Silverstone Historic Grand Prix

Track Length: 5.857 Km - 3.6394 miles

# Silverstone Classic - 28 - 30 Jul 2017

## Gallet International Trophy For Classic GT Cars (Pre '66)

### Race 11 - Lap Chart

Lap 13			Lap 14			Lap 15			Lap 16		
NO	Behind	Laptime	NO	Behind	Laptime	NO	Behind	Laptime	NO	Behind	Laptime
15		3:00.488	15		3:01.314	15		3:00.535	15		2:58.845
55	1.210	3:00.723	55	0.890	3:00.994	7	1 LAP	3:06.072	71	1.032	2:59.282
71	2.689	2:59.235	6	1 LAP	3:06.325	71	0.595	2:59.170	161	1.658	2:58.736
161	7.948	2:59.688	71	1.960	3:00.585	55	1.263	3:00.908	55	2.195	2:59.777
46	12.471	3:04.890	161	4.068	2:57.434	161	1.767	2:58.234	7	1 LAP	3:07.984
81	1 LAP	3:18.988	150	1 LAP	3:14.285	60	1 LAP	3:26.965	141	2 LAPS	3:25.420
65	1 LAP	3:20.670	46	11.092	2:59.935	6	1 LAP	3:09.134	46	12.471	3:01.053
165	1 LAP	3:19.205	81	1 LAP	3:15.203	46	10.263	2:59.706	681	2 LAPS	3:25.760
147	2 LAPS	3:32.926	65	1 LAP	3:15.277	150	1 LAP	3:12.129	6	1 LAP	3:07.785
136	2 LAPS	3:36.837	94	30.891	3:04.402	94	33.759	3:03.403	150	1 LAP	3:14.665
48	1 LAP	3:28.787	96	1 LAP	3:09.908	62	37.157	3:02.937	27	2 LAPS	3:40.826
96	1 LAP	3:11.426	85	2 LAPS	3:34.732	96	1 LAP	3:06.432	60	1 LAP	3:27.255
94	27.803	3:04.242	165	1 LAP	3:15.216	81	1 LAP	3:15.159	94	37.151	3:02.237
133	1 LAP	3:06.467	62	34.755	3:04.283	133	1 LAP	3:07.322	62	40.164	3:01.852
93	2 LAPS	3:18.179	133	1 LAP	3:08.330	53	49.428	3:03.542	96	1 LAP	3:05.308
62	31.786	3:02.255	48	1 LAP	3:22.447	165	1 LAP	3:16.811	133	1 LAP	3:06.771
80	1 LAP	3:23.392	53	46.421	3:04.971	65	1 LAP	3:30.040	53	53.066	3:02.483
53	42.764	3:03.716	93	2 LAPS	3:20.378	48	1 LAP	3:22.522	81	1 LAP	3:16.791
88	1:11.826	3:08.137	147	2 LAPS	3:32.929	85	2 LAPS	3:34.344	165	1 LAP	3:15.169
40	1:12.294	3:03.967	80	1 LAP	3:19.365	93	2 LAPS	3:20.760	65	1 LAP	3:12.812
33	2 LAPS	3:37.763	136	2 LAPS	3:36.879	80	1 LAP	3:19.081	40	1:21.278	3:04.135
110	1 LAP	3:13.884	40	1:14.236	3:03.256	147	2 LAPS	3:21.227	48	1 LAP	3:21.215
232	1 LAP	3:23.918	88	1:17.013	3:06.501	40	1:15.988	3:02.287	93	2 LAPS	3:19.876
13	1:15.730	3:21.478	110	1 LAP	3:11.907	88	1:24.931	3:08.453	80	1 LAP	3:19.931
181	1 LAP	3:16.732	13	1:37.005	3:22.589	136	2 LAPS	3:33.731	88	1:34.656	3:08.570
37	1:39.598	3:03.315	76	1:39.168	2:59.369	110	1 LAP	3:10.908	147	2 LAPS	3:22.606
76	1:41.113	3:00.155	232	1 LAP	3:28.211	76	1:38.069	2:59.436	76	1:37.569	2:58.345
34	1 LAP	3:22.741	181	1 LAP	3:16.614	37	1:42.613	3:00.329	85	2 LAPS	3:32.828
29	1:43.784	3:04.420	37	1:42.819	3:04.535	29	1:47.849	3:03.191	110	1 LAP	3:10.164
207	1 LAP	3:31.092	29	1:45.193	3:02.723	13	1:56.905	3:20.435	37	1:45.335	3:01.567
95	1 LAP	3:22.213	33	2 LAPS	3:45.218	181	1 LAP	3:16.061	29	1:55.428	3:06.424
57	1 LAP	3:09.954	57	1 LAP	3:08.688	232	1 LAP	3:26.105	136	2 LAPS	3:34.613
169	1 LAP	3:20.795	34	1 LAP	3:22.172	57	1 LAP	3:08.831	181	1 LAP	3:16.257
144	2:05.669	3:21.602	95	1 LAP	3:17.734	142	2:19.374	3:06.260	57	1 LAP	3:08.199
142	2:07.972	3:04.917	142	2:13.649	3:06.991	34	1 LAP	3:21.212	13	2:21.576	3:23.516
141	1 LAP	3:22.545	207	1 LAP	3:30.402	95	1 LAP	3:18.717	142	2:24.995	3:04.466
32	2:21.393	3:17.061	144	2:21.722	3:17.367	75	2:33.953	3:07.240	232	1 LAP	3:25.263
75	2:21.798	3:08.520	169	1 LAP	3:22.313	33	2 LAPS	3:42.505	75	2:38.685	3:03.577
27	1 LAP	3:26.904	75	2:27.248	3:06.764	144	2:38.803	3:17.616	34	1 LAP	3:22.845
681	1 LAP	3:24.984	32	2:33.305	3:13.226	32	2:46.065	3:13.295	95	1 LAP	3:19.955
28	2:36.002	3:05.528	28	2:40.224	3:05.536	169	1 LAP	3:23.352	28	2:54.718	3:05.470
60	2:42.210	3:25.303	141	1 LAP	3:24.434	28	2:48.093	3:08.404	144	2:57.348	3:17.390
7	2:56.060	3:05.736	681	1 LAP	3:23.767	207	1 LAP	3:31.398	32	3:04.144	3:16.924
			27	1 LAP	3:27.287				169	1 LAP	3:21.743
									33	2 LAPS	3:40.716
									207	1 LAP	3:30.858

**Session Start: 19:30:17 - Finish: 20:21:42**  
**Weather/Track Conditions: Rain / Wet**  
**Circuit: Silverstone Historic Grand Prix**  
**Track Length: 5.857 Km - 3.6394 miles**



## Silverstone Classic - 28 - 30 Jul 2017

### Group C Race 12 - Classification

Sheet No:

POS	NO	DRIVER/S	CLASS	CLASS POS	CAR MAKE / MODEL	TIME	LAPS	GAP	DIFF	MPH	BEST	ON
1	5	Steve Tandy	C1	1	Spice SE90 GTP	24:25.525	10	-- 10 laps		89.40	2:16.556	6
2	22	Mike Wrigley	C1	2	Spice SE89C	24:37.012	10	11.487	11.487	88.70	2:18.394	8
3	85	Tony Sinclair	C1	3	Spice SE90C	25:10.067	10	44.542	33.055	86.76	2:22.079	8
4	31	Kriton Lendoudis	C1	4	Mercedes C11	25:16.258	10	50.733	6.191	86.41	2:22.243	7
5	71	Georg Kjallgren	C1	5	Courage C26S	25:34.957	10	1:09.432	18.699	85.35	2:22.648	6
6	14	Tommy Dreelan	C1	6	Porsche 962	25:35.518	10	1:09.993	0.561	85.32	2:24.220	8
7	25	Frank Lyons	C3	1	Gebhardt C91	26:06.734	10	1:41.209	31.216	83.62	2:23.105	7
8	104	Philippe Scemama	C2	1	Spice SE89C	26:08.912	10	1:43.387	2.178	83.51	2:23.297	7
9	10	Michiel Campagne	C3	2	Spice SE92	26:19.386	10	1:53.861	10.474	82.95	2:25.131	7
10	72	Peter Garrod	C3	3	Intrepid RM1	26:31.649	10	2:06.124	12.263	82.31	2:29.114	5
11	30	Roland Lewis	C1	7	Nissan NPTi90	25:02.521	9	-- 9 laps --	1:00.347	78.47	2:36.083	7
12	177	Neil Glover	C2	2	Ald C289	25:34.730	9	32.209	32.209	76.83	2:41.162	5

----- NOT CLASSIFIED -----

DNF 3	Shaun Lynn	C1	Jaguar XJR12	19:52.732	7	-- 7 laps --	14:47.22	76.89	2:28.631	5
-------	------------	----	--------------	-----------	---	--------------	----------	-------	----------	---

----- FASTEST LAP SUMMARY -----

NO	DRIVER/S	CLASS	CAR MAKE / MODEL	FASTEST LAP	ON	MPH
5	Steve Tandy	C1	Spice SE90 GTP	2:16.556	6	95.94
25	Frank Lyons	C3	Gebhardt C91	2:23.105	7	91.55
104	Philippe Scemama	C2	Spice SE89C	2:23.297	7	91.43

**Session Start: 20:34:26 - Finish: 20:58:51**  
**Weather/Track Conditions: Rain / Wet / Dark**  
**Circuit: Silverstone Historic Grand Prix**  
**Track Length: 5.857 Km - 3.6394 miles**

These results are provisional until the conclusion of any judicial and technical matters.

Clerk of the Course:	Timekeeper:	Issued at:
----------------------	-------------	------------

# Silverstone Classic - 28 - 30 Jul 2017

## Group C

### Race 12 - Sector Analysis

3 Shaun Lynn (C1)							Jaguar XJR12										
lap	Sect-1	Speed	Sect-2	Speed	Sect-3	Speed	Laptime	Pit	lap	Sect-1	Speed	Sect-2	Speed	Sect-3	Speed	Laptime	Pit
1		68.0	1:42.591	57.5	In		3:28.676	P	5	45.849	140.7	1:12.531	142.8	30.251	87.8	2:28.631	
2	Out	121.6	1:17.342	134.8	30.707	81.7	3:46.329	P	6	46.269	128.3	1:13.999	130.8	30.337	89.4	2:30.605	
3	47.579	119.4	1:15.059	135.8	30.605	85.4	2:33.243		7	47.289	131.6	1:12.974	132.1	In		2:36.375	P
4	46.729	132.6	1:12.354	142.8	29.790	82.8	2:28.873		8								

5 Steve Tandy (C1)							Spice SE90 GTP										
lap	Sect-1	Speed	Sect-2	Speed	Sect-3	Speed	Laptime	Pit	lap	Sect-1	Speed	Sect-2	Speed	Sect-3	Speed	Laptime	Pit
1		82.5	1:41.001	71.3	39.832	66.8	3:23.932		6	42.587	151.1	1:07.251	160.5	26.718	91.6	2:16.556	
2	48.635	136.4	1:10.807	157.9	27.965	91.6	2:27.407		7	42.754	151.5	1:07.350	159.0	26.552	93.6	2:16.656	
3	45.002	147.5	1:10.235	156.4	28.011	85.7	2:23.248		8	44.592	135.0	1:08.888	159.8	28.030	97.4	2:21.510	
4	44.286	146.8	1:08.830	159.4	27.046	89.4	2:20.162		9	44.153	143.1	1:08.788	159.0	27.033	95.9	2:19.974	
5	43.244	152.2	1:07.481	161.3	26.933	89.8	2:17.658		10	44.030	138.7	1:07.594	164.9	26.798	93.5	2:18.422	

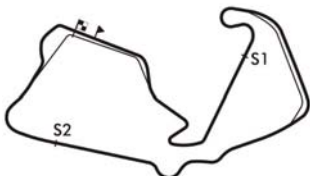
10 Michiel Campagne (C3)							Spice SE92										
lap	Sect-1	Speed	Sect-2	Speed	Sect-3	Speed	Laptime	Pit	lap	Sect-1	Speed	Sect-2	Speed	Sect-3	Speed	Laptime	Pit
1		73.7	1:41.830	52.2	38.831	66.5	3:30.333		6	46.356	135.0	1:12.697	129.6	29.572	84.7	2:28.625	
2	56.054	99.0	1:20.343	114.9	32.099	78.8	2:48.496		7	45.228	145.9	1:11.085	148.8	28.818	86.0	2:25.131	
3	50.588	108.9	1:17.556	118.4	30.993	79.8	2:39.137		8	45.885	126.9	1:12.094	142.8	29.365	80.3	2:27.344	
4	47.630	115.9	1:14.237	133.9	29.786	80.7	2:31.653		9	46.077	130.6	1:13.107	127.3	29.713	85.2	2:28.897	
5	47.002	131.3	1:13.611	130.8	30.199	82.8	2:30.812		10	46.495	123.6	1:12.775	129.1	29.688	90.7	2:28.958	

14 Tommy Dreelan (C1)							Porsche 962										
lap	Sect-1	Speed	Sect-2	Speed	Sect-3	Speed	Laptime	Pit	lap	Sect-1	Speed	Sect-2	Speed	Sect-3	Speed	Laptime	Pit
1		70.3	1:41.452	57.0	35.776	72.4	3:26.066		6	45.490	140.7	1:11.226	145.3	28.674	87.3	2:25.390	
2	51.050	105.7	1:14.619	123.6	30.014	85.6	2:35.683		7	44.647	131.6	1:12.388	145.3	27.772	89.6	2:24.807	
3	46.688	129.6	1:18.059	129.3	29.838	83.4	2:34.585		8	45.273	141.0	1:10.655	130.8	28.292	91.4	2:24.220	
4	46.908	128.1	1:11.957	135.0	28.550	88.5	2:27.415		9	45.080	129.8	1:12.406	144.9	28.328	75.0	2:25.814	
5	45.789	131.1	1:11.625	137.8	28.836	83.3	2:26.250		10	45.885	132.4	1:11.161	146.5	28.242	88.3	2:25.288	

22 Mike Wrigley (C1)							Spice SE89C										
lap	Sect-1	Speed	Sect-2	Speed	Sect-3	Speed	Laptime	Pit	lap	Sect-1	Speed	Sect-2	Speed	Sect-3	Speed	Laptime	Pit
1		78.9	1:40.730	67.4	39.823	66.4	3:24.044		6	44.269	142.8	1:07.546	146.2	26.635	92.7	2:18.450	
2	46.802	129.3	1:10.602	139.2	27.477	89.6	2:24.881		7	43.264	141.0	1:07.879	146.8	31.985	84.9	2:23.128	
3	44.833	130.3	1:09.955	141.6	26.960	78.8	2:21.748		8	44.070	141.9	1:08.049	126.4	26.275	91.7	2:18.394	
4	44.352	138.7	1:09.220	145.3	26.784	92.6	2:20.356		9	52.093	123.6	1:10.100	144.6	26.320	92.2	2:28.513	
5	43.361	131.8	1:09.024	147.2	26.044	81.0	2:18.429		10	44.336	141.6	1:08.114	147.2	26.619	93.6	2:19.069	

25 Frank Lyons (C3)							Gebhardt C91										
lap	Sect-1	Speed	Sect-2	Speed	Sect-3	Speed	Laptime	Pit	lap	Sect-1	Speed	Sect-2	Speed	Sect-3	Speed	Laptime	Pit
1		79.5	1:39.174	55.3	39.861	79.6	3:33.069		6	44.266	131.1	1:10.627		28.516	92.4	2:23.409	
2	51.490	105.7	1:17.872	107.7	29.941	90.8	2:39.303		7	44.317	129.8	1:11.267		27.521	95.3	2:23.105	
3	45.704	126.1	1:14.546	117.7	29.212	91.7	2:29.462		8	44.469	123.6	1:11.067		28.121	86.6	2:23.657	
4	45.444	127.1	1:12.493		28.540	88.4	2:26.477		9	45.127	130.8	1:42.065		30.073	80.4	2:57.265	
5	45.309	123.8	1:11.616		27.742	93.2	2:24.667		10	45.844	130.8	1:12.106		28.370	93.2	2:26.320	

30 Roland Lewis (C1)							Nissan NPTi90										
lap	Sect-1	Speed	Sect-2	Speed	Sect-3	Speed	Laptime	Pit	lap	Sect-1	Speed	Sect-2	Speed	Sect-3	Speed	Laptime	Pit
1		82.3	1:39.961		40.604	63.3	3:35.024		6	49.059	116.5	1:17.153		32.184	88.4	2:38.396	
2	53.865	104.7	1:24.034		34.001	74.1	2:51.900		7	47.765	123.6	1:16.639		31.679	90.0	2:36.083	
3	51.273	119.0	1:19.310		32.931	85.6	2:43.514		8	48.536	127.6	1:18.096		32.090	71.5	2:38.722	
4	49.641	123.4	1:17.607		33.639	84.7	2:40.887		9	49.056	124.5	1:17.749		31.428	84.9	2:38.233	
5	48.935	122.9	1:18.357		32.470	75.8	2:39.762		10								



**Session Start: 20:34:26 - Finish: 20:58:51**  
**Weather/Track Conditions: Rain / Wet / Dark**  
**Circuit: Silverstone Historic Grand Prix**  
**Track Length: 5.857 Km - 3.6394 miles**

# Silverstone Classic - 28 - 30 Jul 2017

## Group C

### Race 12 - Sector Analysis

31 Kriton Lendoudis (C1)								Mercedes C11							
lap	Sect-1	Speed	Sect-2	Speed	Sect-3	Speed	Laptime Pit	lap	Sect-1	Speed	Sect-2	Speed	Sect-3	Speed	Laptime Pit
1		70.9	1:40.085	75.7	38.784	68.1	3:24.400	6	44.273	129.1	1:09.928	131.6	28.591	89.7	2:22.792
2	49.194	113.2	1:15.655	102.5	29.653	93.6	2:34.502	7	44.722	143.4	1:09.372	141.0	28.149	76.4	2:22.243
3	45.501	115.1	1:12.307	115.3	28.663	96.4	2:26.471	8	45.052	137.8	1:10.321	139.5	28.765	86.7	2:24.138
4	44.572	122.7	1:11.139	116.7	29.169	95.1	2:24.880	9	44.520	151.8	1:10.524	137.8	31.712	81.7	2:26.756
5	44.846	124.5	1:10.705	117.9	28.624	90.2	2:24.175	10	45.640	154.6	1:10.692	134.5	29.569	85.4	2:25.901

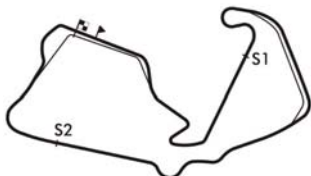
71 Georg Kjallgren (C1)								Courage C26S							
lap	Sect-1	Speed	Sect-2	Speed	Sect-3	Speed	Laptime Pit	lap	Sect-1	Speed	Sect-2	Speed	Sect-3	Speed	Laptime Pit
1		79.1	1:40.651	53.1	35.532	77.0	3:26.995	6	44.308	143.1	1:10.328		28.012	91.4	2:22.648
2	49.013	104.4	1:14.566	114.3	29.284	89.8	2:32.863	7	44.297	146.8	1:10.473	143.4	28.398	92.3	2:23.168
3	45.215	125.7	1:13.282	122.9	28.685	86.8	2:27.182	8	44.005	146.2	1:10.244	141.6	28.505	90.4	2:22.754
4	45.022	133.7	1:11.873	131.1	28.536	89.5	2:25.431	9	44.628	138.4	1:10.983	137.5	30.653	83.4	2:26.264
5	44.251	140.1	1:10.944	132.6	28.098	91.3	2:23.293	10	1:04.632	127.8	1:11.227	148.8	28.500	85.5	2:44.359

72 Peter Garrod (C3)								Intrepid RM1							
lap	Sect-1	Speed	Sect-2	Speed	Sect-3	Speed	Laptime Pit	lap	Sect-1	Speed	Sect-2	Speed	Sect-3	Speed	Laptime Pit
1		75.1	1:40.272	52.9	39.351	74.7	3:32.508	6	46.099	128.1	1:13.098	142.8	30.097	85.1	2:29.294
2	55.100	103.2	1:20.490	120.9	31.705	79.0	2:47.295	7	46.498	130.6	1:13.998	148.8	29.354	83.8	2:29.850
3	49.987	110.9	1:18.130	113.9	31.369	84.5	2:39.486	8	47.067	134.2	1:13.390	146.5	30.294	89.5	2:30.751
4	48.505	121.1	1:14.442	142.2	29.807	88.5	2:32.754	9	46.731	131.1	1:15.073	147.8	29.318	93.1	2:31.122
5	46.197	124.3	1:13.751	142.5	29.166	88.2	2:29.114	10	46.372	131.8	1:13.631	149.8	29.472	92.1	2:29.475

85 Tony Sinclair (C1)								Spice SE90C							
lap	Sect-1	Speed	Sect-2	Speed	Sect-3	Speed	Laptime Pit	lap	Sect-1	Speed	Sect-2	Speed	Sect-3	Speed	Laptime Pit
1		64.5	1:39.089	71.9	38.505	67.3	3:24.429	6	45.336	124.3	1:11.163	149.1	27.983	89.7	2:24.482
2	49.344	129.1	1:12.192	141.6	28.250	86.7	2:29.786	7	44.487	125.9	1:11.428	139.2	27.685	89.2	2:23.600
3	45.388	135.8	1:12.913	137.8	27.852	89.6	2:26.153	8	44.300	133.7	1:10.444	151.1	27.335	88.3	2:22.079
4	44.820	128.1	1:10.864	144.3	27.302	92.8	2:22.986	9	44.289	135.3	1:13.199	140.7	27.286	84.3	2:24.774
5	45.299	138.9	1:11.861	148.8	27.645	87.5	2:24.805	10	44.952	136.4	1:12.563	144.3	29.458	74.2	2:26.973

104 Philippe Scemama (C2)								Spice SE89C							
lap	Sect-1	Speed	Sect-2	Speed	Sect-3	Speed	Laptime Pit	lap	Sect-1	Speed	Sect-2	Speed	Sect-3	Speed	Laptime Pit
1		75.5	1:40.364		38.457	76.4	3:30.777	6	44.867	128.8	1:11.390		29.296	91.3	2:25.553
2	49.166	112.6	1:15.207		30.370	86.3	2:34.743	7	44.553	132.9	1:10.217		28.527	91.1	2:23.297
3	45.975	130.6	1:13.722		30.620	89.1	2:30.317	8	45.008	136.7	1:10.579		28.887	92.7	2:24.474
4	45.836	120.1	1:12.172		29.334	90.3	2:27.342	9	45.159	127.3	1:42.573		32.097	85.1	2:59.829
5	45.171	132.6	1:11.834		29.193	87.7	2:26.198	10	45.650	137.8	1:11.625		29.107	82.5	2:26.382

177 Neil Glover (C2)								Ald C289							
lap	Sect-1	Speed	Sect-2	Speed	Sect-3	Speed	Laptime Pit	lap	Sect-1	Speed	Sect-2	Speed	Sect-3	Speed	Laptime Pit
1		79.6	1:39.309	54.6	41.481	71.5	3:37.506	6	49.276	115.7	1:20.233		32.537	83.6	2:42.046
2	55.646	105.4	1:22.761	106.2	32.611	71.1	2:51.018	7	55.790	99.1	1:18.673		31.613	85.5	2:46.076
3	52.504	110.2	1:20.544		31.453	84.7	2:44.501	8	49.905	116.5	1:21.436	120.9	32.542	77.0	2:43.883
4	50.793	104.2	1:20.481		31.652	82.4	2:42.926	9	54.313	108.4	1:19.247		32.052	77.9	2:45.612
5	50.762	113.7	1:19.068	129.6	31.332	83.6	2:41.162	10							



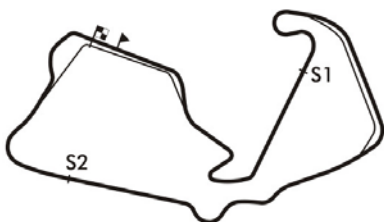
**Session Start: 20:34:26 - Finish: 20:58:51**  
**Weather/Track Conditions: Rain / Wet / Dark**  
**Circuit: Silverstone Historic Grand Prix**  
**Track Length: 5.857 Km - 3.6394 miles**

# Silverstone Classic - 28 - 30 Jul 2017

## Group C

### Race 12 - Best Sector Times

	SECTOR 1			SECTOR 2			SECTOR 3			IDEAL / BEST LAP COMPARISON					
	NO	TIME	LAP	NO	TIME	LAP	NO	TIME	LAP	NO	NAME	BEST	IN	IDEAL	DIFF
1	5	42.587	6	5	1:07.251	6	22	26.044	5	5	Steve Tandy	2:16.556	6	2:16.390	+0.166
2	22	43.264	7	22	1:07.546	6	5	26.552	7	22	Mike Wrigley	2:18.394	8	2:16.854	+1.540
3	71	44.005	8	31	1:09.372	7	85	27.286	9	85	Tony Sinclair	2:22.079	8	2:22.019	+0.060
4	25	44.266	6	104	1:10.217	7	25	27.521	7	31	Kriton Lendoudis	2:22.243	7	2:21.794	+0.449
5	31	44.273	6	71	1:10.244	8	14	27.772	7	71	Georg Kjallgren	2:22.648	6	2:22.261	+0.387
6	85	44.289	9	85	1:10.444	8	71	28.012	6	25	Frank Lyons	2:23.105	7	2:22.414	+0.691
7	104	44.553	7	25	1:10.627	6	31	28.149	7	104	Philippe Scemama	2:23.297	7	2:23.297	+0.000
8	14	44.647	7	14	1:10.655	8	104	28.527	7	14	Tommy Dreelan	2:24.220	8	2:23.074	+1.146
9	10	45.228	7	10	1:11.085	7	10	28.818	7	10	Michiel Campagne	2:25.131	7	2:25.131	+0.000
10	3	45.849	5	3	1:12.354	4	72	29.166	5	72	Peter Garrod	2:29.114	5	2:28.363	+0.751
11	72	46.099	6	72	1:13.098	6	3	29.790	4	30	Roland Lewis	2:36.083	7	2:35.832	+0.251
12	30	47.765	7	30	1:16.639	7	177	31.332	5	177	Neil Glover	2:41.162	5	2:39.281	+1.881
13	177	49.276	6	177	1:18.673	7	30	31.428	9	3	Shaun Lynn	2:28.631	5	2:27.993	+0.638



**Session Start: 20:34:26 - Finish: 20:58:51**  
**Weather/Track Conditions: Rain / Wet / Dark**  
**Circuit: Silverstone Historic Grand Prix**  
**Track Length: 5.857 Km - 3.6394 miles**



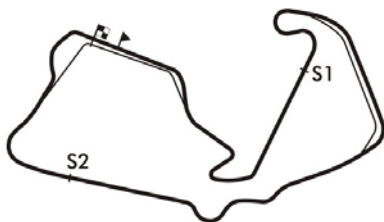


# Silverstone Classic - 28 - 30 Jul 2017

## Group C

### Race 12 - Best Sector Speeds

	NO	SECTOR 1	MPH	NO	SECTOR 2	MPH	NO	SECTOR 3	MPH
1	31	Kriton Lendoudis	154.6	5	Steve Tandy	164.9	5	Steve Tandy	97.4
2	5	Steve Tandy	152.2	85	Tony Sinclair	151.1	31	Kriton Lendoudis	96.4
3	71	Georg Kjallgren	146.8	72	Peter Garrod	149.8	25	Frank Lyons	95.3
4	10	Michiel Campagne	145.9	10	Michiel Campagne	148.8	22	Mike Wrigley	93.6
5	22	Mike Wrigley	142.8	71	Georg Kjallgren	148.8	72	Peter Garrod	93.1
6	14	Tommy Dreelan	141.0	22	Mike Wrigley	147.2	85	Tony Sinclair	92.8
7	3	Shaun Lynn	140.7	14	Tommy Dreelan	146.5	104	Philippe Scemama	92.7
8	85	Tony Sinclair	138.9	3	Shaun Lynn	142.8	71	Georg Kjallgren	92.3
9	104	Philippe Scemama	137.8	31	Kriton Lendoudis	141.0	14	Tommy Dreelan	91.4
10	72	Peter Garrod	134.2	177	Neil Glover	129.6	10	Michiel Campagne	90.7
11	25	Frank Lyons	131.1	25	Frank Lyons	117.7	30	Roland Lewis	90.0
12	30	Roland Lewis	127.6	30	Roland Lewis	0.0	3	Shaun Lynn	89.4
13	177	Neil Glover	116.9	104	Philippe Scemama	0.0	177	Neil Glover	85.5



**Session Start: 20:34:26 - Finish: 20:58:51**  
**Weather/Track Conditions: Rain / Wet / Dark**  
**Circuit: Silverstone Historic Grand Prix**  
**Track Length: 5.857 Km - 3.6394 miles**

# Silverstone Classic - 28 - 30 Jul 2017

## Group C

### Race 12 - Lap Chart

Lap 1			Lap 2			Lap 3			Lap 4			Lap 5			Lap 6		
NO	Behind	Laptime	NO	Behind	Laptime	NO	Behind	Laptime	NO	Behind	Laptime	NO	Behind	Laptime	NO	Behind	Laptime
5		3:23.932	22		2:24.881	22		2:21.748	22		2:20.356	22		2:18.429	22		2:18.450
22	0.112	3:24.044	5	2.414	2:27.407	5	3.914	2:23.248	5	3.720	2:20.162	5	2.949	2:17.658	5	1.055	2:16.556
31	0.468	3:24.400	85	5.290	2:29.786	85	9.695	2:26.153	85	12.325	2:22.986	85	18.701	2:24.805	85	24.733	2:24.482
85	0.497	3:24.429	31	9.977	2:34.502	31	14.700	2:26.471	31	19.224	2:24.880	31	24.970	2:24.175	31	29.312	2:22.792
14	2.134	3:26.066	71	10.933	2:32.863	71	16.367	2:27.182	71	21.442	2:25.431	71	26.306	2:23.293	71	30.504	2:22.648
71	3.063	3:26.995	14	12.824	2:35.683	104	25.164	2:30.317	104	32.150	2:27.342	104	39.919	2:26.198	104	47.022	2:25.553
3	4.744	3:28.676	104	16.595	2:34.743	14	25.661	2:34.585	14	32.720	2:27.415	14	40.541	2:26.250	14	47.481	2:25.390
10	6.401	3:30.333	25	23.447	2:39.303	25	31.161	2:29.462	25	37.282	2:26.477	25	43.520	2:24.667	25	48.479	2:23.409
104	6.845	3:30.777	10	29.904	2:48.496	10	47.293	2:39.137	10	58.590	2:31.653	10	1:10.973	2:30.812	10	1:21.148	2:28.625
72	8.576	3:32.508	72	30.878	2:47.295	72	48.616	2:39.486	72	1:01.014	2:32.754	72	1:11.699	2:29.114	72	1:22.543	2:29.294
25	9.137	3:33.069	30	37.999	2:51.900	30	59.765	2:43.514	30	1:20.296	2:40.887	30	1:41.629	2:39.762	30	2:01.575	2:38.396
30	11.092	3:35.024	177	39.599	2:51.018	177	1:02.352	2:44.501	177	1:24.922	2:42.926	177	1:47.655	2:41.162	3	2:08.449	2:30.605
177	13.574	3:37.506	3	1:26.080	3:46.329	3	1:37.575	2:33.243	3	1:46.092	2:28.873	3	1:56.294	2:28.631	177	2:11.251	2:42.046

**Session Start: 20:34:26 - Finish: 20:58:51**  
**Weather/Track Conditions: Rain / Wet / Dark**  
**Circuit: Silverstone Historic Grand Prix**  
**Track Length: 5.857 Km - 3.6394 miles**

# Silverstone Classic - 28 - 30 Jul 2017

## Group C

### Race 12 - Lap Chart

Lap 7			Lap 8			Lap 9			Lap 10		
NO	Behind	Laptime	NO	Behind	Laptime	NO	Behind	Laptime	NO	Behind	Laptime
5		2:16.656	5		2:21.510	5		2:19.974	5		2:18.422
22	5.417	2:23.128	22	2.301	2:18.394	22	10.840	2:28.513	22	11.487	2:19.069
85	30.622	2:23.600	3	1 LAP	2:36.375	30	1 LAP	2:38.722	30	1 LAP	2:38.233
31	33.844	2:22.243	177	1 LAP	2:46.076	85	35.991	2:24.774	85	44.542	2:26.973
71	35.961	2:23.168	85	31.191	2:22.079	177	1 LAP	2:43.883	31	50.733	2:25.901
104	52.608	2:23.297	31	36.472	2:24.138	31	43.254	2:26.756	177	1 LAP	2:45.612
25	53.873	2:23.105	71	37.205	2:22.754	71	43.495	2:26.264	71	1:09.432	2:44.359
14	54.577	2:24.807	104	55.572	2:24.474	14	1:03.127	2:25.814	14	1:09.993	2:25.288
10	1:28.568	2:25.131	25	56.020	2:23.657	25	1:33.311	2:57.265	25	1:41.209	2:26.320
72	1:34.682	2:29.850	14	57.287	2:24.220	104	1:35.427	2:59.829	104	1:43.387	2:26.382
30	2:19.947	2:36.083	10	1:34.402	2:27.344	10	1:43.325	2:28.897	10	1:53.861	2:28.958
			72	1:43.923	2:30.751	72	1:55.071	2:31.122	72	2:06.124	2:29.475

**Session Start: 20:34:26 - Finish: 20:58:51**  
**Weather/Track Conditions: Rain / Wet / Dark**  
**Circuit: Silverstone Historic Grand Prix**  
**Track Length: 5.857 Km - 3.6394 miles**



## Silverstone Classic - 28 - 30 Jul 2017

### Formula Ford 50 Presented by Historic Motorsport International Race 13 - Classification

<b>Sheet No:</b>
------------------

POS	NO	DRIVER/S	CLASS	CLASS POS	CAR MAKE / MODEL	TIME	LAPS	GAP	DIFF	MPH	BEST	ON
1	94	Michael O'Brien		1	Merlyn Mk20A	22:18.392	8	-- 8 laps --		78.31	2:23.925	6
2	1	Callum Grant		2	Merlyn Mk20A	22:19.627	8	1.235	1.235	78.24	2:23.983	8
3	48	Benn Tilley		3	Merlyn Mk20A	22:25.404	8	7.012	5.777	77.90	2:25.297	6
4	73	Ed Thurston		4	Elden Mk8	22:25.872	8	7.480	0.468	77.88	2:25.452	7
5	4	Max Bartell		5	Merlyn Mk20A	22:27.898	8	9.506	2.026	77.76	2:25.939	7
6	9	Michael Mallock		6	Mallock Mk9	22:29.566	8	11.174	1.668	77.66	2:24.184	7
7	37	William Nuthall		7	Jamun T2	22:31.195	8	12.803	1.629	77.57	2:25.890	8
8	40	Sam Mitchell		8	Merlyn Mk20A	22:36.329	8	17.937	5.134	77.27	2:24.226	7
9	42	Cormac Flanagan		9	Alexis Mk14	22:42.343	8	23.951	6.014	76.93	2:25.732	7
10	44	Sam Binfield		10	Titan Mk6	22:42.492	8	24.100	0.149	76.93	2:26.941	7
11	58	Michael Grant Peterkin		11	Brabham BT21	22:43.281	8	24.889	0.789	76.88	2:26.371	7
12	56	Roland Svensson	OF	1	Merlyn Mk17	22:55.888	8	37.496	12.607	76.17	2:27.879	7
13	72	Alistair Littlewood		12	Merlyn Mk20A	22:56.270	8	37.878	0.382	76.16	2:30.172	7
14	61	Dan Eagling		13	Lotus 61	22:57.092	8	38.700	0.822	76.11	2:26.853	8
15	69	Tiff Needell		14	Lotus 69F	22:57.818	8	39.426	0.726	76.07	2:29.345	7
16	49	Harvey Sykes		15	Crossle 20F	23:04.623	8	46.231	6.805	75.70	2:29.770	7
17	97	Robert Tusting	OF	2	Lola T200	23:04.870	8	46.478	0.247	75.68	2:30.526	8
18	166	Gregory Thornton	OF	3	Titan Mk4	23:05.349	8	46.957	0.479	75.66	2:29.098	7
19	21	Ross Dryborough		16	Merlyn Mk20AS	23:07.916	8	49.524	2.567	75.52	2:27.576	8
20	20	Kevin Stanzl	OF	4	Crossle 20F	23:15.804	8	57.412	7.888	75.09	2:30.601	8
21	54	Alex Meek	OF	5	Merlyn Mk20A	23:25.322	8	1:06.930	9.518	74.58	2:32.843	8
22	66	Andrew Wiggins	OF	6	Titan Mk6	23:29.493	8	1:11.101	4.171	74.36	2:32.096	8
23	75	Daniel Pickett		17	Merlyn Mk20	23:31.150	8	1:12.758	1.657	74.27	2:34.079	8
24	12	Nick Pancisi	OF	7	Titan Mk5	23:31.361	8	1:12.969	0.211	74.26	2:33.556	8
25	63	Matthew Sturmer	OF	8	Macon MR8	23:31.625	8	1:13.233	0.264	74.25	2:33.436	8
26	78	Geoff Underwood		18	Merlyn Mk20	23:44.347	8	1:25.955	12.722	73.58	2:33.982	8
27	177	Peter Hannam	OF	9	Nike Mk6	23:45.301	8	1:26.909	0.954	73.53	2:34.448	7
28	77	Chris Sharples	OF	10	Palliser WDF1	23:45.972	8	1:27.580	0.671	73.50	2:33.693	7
29	8	Andrew Mansell	OF	11	Merlyn Mk11A	23:47.082	8	1:28.690	1.110	73.45	2:34.832	8
30	19	Stephen King	OF	12	Macon MR8	23:48.384	8	1:29.992	1.302	73.38	2:33.777	8
31	95	Fraser Collins		19	Merlyn Mk11A	23:49.600	8	1:31.208	1.216	73.32	2:33.698	8
32	5	Ian Pearson		20	Lotus 61	23:52.870	8	1:34.478	3.270	73.15	2:36.105	8
33	28	Michael Wales	OF	13	Merlyn Mk20A	24:06.882	8	1:48.490	14.012	72.44	2:39.166	7
34	26	John Slack	OF	14	Lola T200	24:07.126	8	1:48.734	0.244	72.43	2:35.629	8
35	25	Philip Walker	OF	15	Crossle 16F	24:08.173	8	1:49.781	1.047	72.37	2:36.234	8
36	50	John Roberts	N	1	Merlyn Mk11A	24:09.923	8	1:51.531	1.750	72.28	2:40.238	8
37	47	Louis Hanjoul	OF	16	Elden Mk8/10	24:11.643	8	1:53.251	1.720	72.20	2:38.489	8
38	55	Roger Arnold	OF	17	Merlyn Mk20	24:13.604	8	1:55.212	1.961	72.10	2:39.545	8
39	175	Colin Wright	OF	18	March 718	24:14.250	8	1:55.858	0.646	72.07	2:39.232	8

Car 112 - Non Starter

Session Start: 09:01:19 - Finish: 09:23:12

Weather/Track Conditions: Bright / Damp

Circuit: Silverstone Historic Grand Prix

Track Length: 5.857 Km - 3.6394 miles

These results are provisional until the conclusion of any judicial and technical matters.

Clerk of the Course:

Timekeeper:

Issued at:



## Silverstone Classic - 28 - 30 Jul 2017

### Formula Ford 50 Presented by Historic Motorsport International

#### Race 13 - Classification

Sheet No:
-----------

40	98	Adrian Richards		21	Merlyn Mk17	24:29.637	8	2:11.245	15.387	71.31	2:41.425	8
41	156	Rachel Arnold		22	Merlyn Mk20	24:32.334	8	2:13.942	2.697	71.18	2:42.998	8
42	16	Tony Helliwell		23	Merlyn Mk20A	24:33.075	8	2:14.683	0.741	71.15	2:39.811	8
43	18	William Cowing	OF	19	Ginetta G18	24:35.211	8	2:16.819	2.136	71.05	2:42.459	8
44	59	Les Beards		24	Nike Mk6	22:35.966	7	-- 7 laps --	43.214	67.63	2:54.263	7
45	31	John Emery	N	2	Lola T200	22:40.286	7	4.320	4.320	67.42	2:54.642	6
46	2	Alison Langridge	N	3	Lotus 61	23:12.809	7	36.843	32.523	65.85	3:03.146	7

----- NOT CLASSIFIED -----

DNF 39	Michael Richings	OF	Alexis Mk15	18:39.359	6	-- 6 laps --			70.23	2:41.749	5
DNF 33	Julian Pierce		Lola T200	18:41.962	6	2.603	2.603	70.06	2:40.500	6	
DNF 81	James Lovett		Lola T200	16:17.331	5	-- 5 laps --	15.869	67.03	2:47.476	4	
DNF 10	James Hadfield		Titan Mk4	10:31.937	3	-- 3 laps --		62.19	2:54.471	2	
DNF 36	Robert Smith	OF	Merlyn Mk20	3:07.244	1	-- 1 laps --	1.667	69.97	3:07.244	1	
DNF 15	Matthew Wrigley		Merlyn Mk11A/20								
DNF 6	Stuart Baird	OF	Merlyn Mk11A								

----- FASTEST LAP SUMMARY -----

NO	DRIVER/S	CLASS	CAR MAKE / MODEL	FASTEST LAP	ON	MPH
94	Michael O'Brien		Merlyn Mk20A	2:23.925	6	91.03
56	Roland Svensson	OF	Merlyn Mk17	2:27.879	7	88.60
50	John Roberts	N	Merlyn Mk11A	2:40.238	8	81.76

Car 112 - Non Starter

Session Start: 09:01:19 - Finish: 09:23:12

Weather/Track Conditions: Bright / Damp

Circuit: Silverstone Historic Grand Prix

Track Length: 5.857 Km - 3.6394 miles

These results are provisional until the conclusion of any judicial and technical matters.

Clerk of the Course:	Timekeeper:	Issued at:
----------------------	-------------	------------

# Silverstone Classic - 28 - 30 Jul 2017

## Formula Ford 50 Presented by Historic Motorsport International

### Race 13 - Sector Analysis

1 Callum Grant ( )								Merlyn Mk20A							
lap	Sect-1	Speed	Sect-2	Speed	Sect-3	Speed	Laptime Pit	lap	Sect-1	Speed	Sect-2	Speed	Sect-3	Speed	Laptime Pit
1		115.3	1:18.925	113.7	29.093	84.1	2:37.933	5	44.647	116.7	1:13.714	121.8	26.788	88.4	2:25.149
2	47.064	114.7	1:23.243	66.8	39.262	62.8	2:49.569	6	44.742	112.8	1:13.445	114.7	26.384	91.4	2:24.571
3	1:20.322	52.5	2:37.387	40.3	49.601	89.4	4:47.310	7	44.554	112.6	1:13.429	116.1	26.336	92.8	2:24.319
4	45.788	114.5	1:14.240	117.1	26.765	91.9	2:26.793	8	44.440	112.2	1:13.634	116.5	25.909	92.7	2:23.983

2 Alison Langridge (N)								Lotus 61							
lap	Sect-1	Speed	Sect-2	Speed	Sect-3	Speed	Laptime Pit	lap	Sect-1	Speed	Sect-2	Speed	Sect-3	Speed	Laptime Pit
1		86.6	1:38.251		38.717	66.8	3:30.466	5	58.491	101.5	1:31.486		37.623	72.2	3:07.600
2	1:01.612	90.8	1:39.327		38.581	68.5	3:19.520	6	57.070	104.0	1:29.520		37.099	76.4	3:03.689
3	1:00.412	98.3	2:10.794		48.154	67.1	3:59.360	7	58.229	99.6	1:29.735		35.182	76.2	3:03.146
4	59.100	100.8	1:32.705		37.223	70.5	3:09.028	8							

4 Max Bartell ( )								Merlyn Mk20A							
lap	Sect-1	Speed	Sect-2	Speed	Sect-3	Speed	Laptime Pit	lap	Sect-1	Speed	Sect-2	Speed	Sect-3	Speed	Laptime Pit
1		113.9	1:18.206	115.1	29.355	81.1	2:36.914	5	45.588	113.2	1:14.207	116.3	26.866	90.1	2:26.661
2	47.118	113.2	1:23.751	67.1	38.782	62.1	2:49.651	6	45.242	113.0	1:14.024	115.5	26.744	91.9	2:26.010
3	1:20.653	54.4	2:37.504	39.0	49.946	88.2	4:48.103	7	44.871	112.8	1:13.436	116.7	27.632	93.2	2:25.939
4	45.924	114.3	1:15.300	117.7	27.367	87.4	2:28.591	8	44.768	112.4	1:14.706	116.5	26.555	92.9	2:26.029

5 Ian Pearson ( )								Lotus 61							
lap	Sect-1	Speed	Sect-2	Speed	Sect-3	Speed	Laptime Pit	lap	Sect-1	Speed	Sect-2	Speed	Sect-3	Speed	Laptime Pit
1		97.5	1:29.963		33.812	73.3	3:05.793	5	50.197	108.2	1:20.576	110.9	30.195	83.4	2:40.968
2	53.653	107.4	1:28.384		34.740	76.5	2:56.777	6	48.967	111.1	1:20.549	110.0	30.781	85.5	2:40.297
3	1:09.767	37.0	2:33.825	45.0	47.210	75.4	4:30.802	7	48.092	108.9	1:19.720	110.4	30.016	85.1	2:37.828
4	50.797	107.5	1:21.957	109.5	31.546	81.4	2:44.300	8	48.386	109.5	1:18.216		29.503	85.2	2:36.105

6 Stuart Baird (OF)								Merlyn Mk11A							
lap	Sect-1	Speed	Sect-2	Speed	Sect-3	Speed	Laptime Pit	lap	Sect-1	Speed	Sect-2	Speed	Sect-3	Speed	Laptime Pit

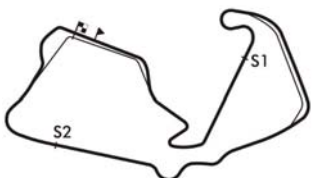
8 Andrew Mansell (OF)								Merlyn Mk11A							
lap	Sect-1	Speed	Sect-2	Speed	Sect-3	Speed	Laptime Pit	lap	Sect-1	Speed	Sect-2	Speed	Sect-3	Speed	Laptime Pit
1		93.5	1:31.028	103.1	34.853	77.3	3:07.617	5	49.615	102.1	1:20.694	114.7	30.229	88.4	2:40.538
2	52.303	101.7	1:31.462	100.6	33.952	77.5	2:57.717	6	49.064	111.8	1:19.434	116.9	29.623	89.1	2:38.121
3	1:08.689	33.7	2:33.806	42.5	46.674	72.4	4:29.169	7	47.563	111.3	1:18.015	109.8	29.262	87.6	2:34.840
4	51.414	107.2	1:21.909	117.9	30.925	81.6	2:44.248	8	49.129	110.2	1:17.357	116.3	28.346	91.1	2:34.832

9 Michael Mallock ( )								Mallock Mk9							
lap	Sect-1	Speed	Sect-2	Speed	Sect-3	Speed	Laptime Pit	lap	Sect-1	Speed	Sect-2	Speed	Sect-3	Speed	Laptime Pit
1		99.6	1:21.156		30.458	83.3	2:53.800	5	45.321	112.4	1:14.038		27.167	92.7	2:26.526
2	47.863	111.8	1:24.567		32.180	71.6	2:44.610	6	44.998	111.7	1:12.941		27.054	88.3	2:24.993
3	1:16.904	51.8	2:36.615		47.881	86.0	4:41.400	7	44.527	110.4	1:12.521		27.136	91.7	2:24.184
4	46.349	116.5	1:15.234		28.004	86.3	2:29.587	8	44.736	113.9	1:13.104		26.626	92.1	2:24.466

10 James Hadfield ( )								Titan Mk4							
lap	Sect-1	Speed	Sect-2	Speed	Sect-3	Speed	Laptime Pit	lap	Sect-1	Speed	Sect-2	Speed	Sect-3	Speed	Laptime Pit
1		91.8	1:27.944		32.957	74.3	3:05.577	3	1:09.756	37.8	2:35.241	43.0	46.892	77.4	4:31.889
2	48.461	100.6	1:31.642	108.4	34.368	73.4	2:54.471	4							

12 Nick Pancisi (OF)								Titan Mk5							
lap	Sect-1	Speed	Sect-2	Speed	Sect-3	Speed	Laptime Pit	lap	Sect-1	Speed	Sect-2	Speed	Sect-3	Speed	Laptime Pit
1		103.1	1:24.664	112.6	32.917	74.0	2:58.367	5	48.449	107.9	1:20.109	113.7	30.082	86.7	2:38.640
2	51.247	107.9	1:29.072	106.4	33.561	73.7	2:53.880	6	47.418	113.4	1:18.586	115.7	28.878	88.2	2:34.882
3	1:14.890	37.3	2:35.488	52.8	45.960	75.8	4:36.338	7	47.611	111.3	1:17.147	115.9	29.224	90.0	2:33.982
4	49.608	110.9	1:21.466	114.3	30.642	84.0	2:41.716	8	47.913	111.7	1:16.060	117.9	29.583	90.3	2:33.556

15 Matthew Wrigley ( )								Merlyn Mk11A/20							
lap	Sect-1	Speed	Sect-2	Speed	Sect-3	Speed	Laptime Pit	lap	Sect-1	Speed	Sect-2	Speed	Sect-3	Speed	Laptime Pit



**Session Start: 09:01:19 - Finish: 09:23:12**  
**Weather/Track Conditions: Bright / Damp**  
**Circuit: Silverstone Historic Grand Prix**  
**Track Length: 5.857 Km - 3.6394 miles**

# Silverstone Classic - 28 - 30 Jul 2017

## Formula Ford 50 Presented by Historic Motorsport International

### Race 13 - Sector Analysis

16 Tony Helliwell ( )							Merlyn Mk20A										
lap	Sect-1	Speed	Sect-2	Speed	Sect-3	Speed	Laptime	Pit	lap	Sect-1	Speed	Sect-2	Speed	Sect-3	Speed	Laptime	Pit
1		90.0	1:34.457		35.595	75.0	3:21.399		5	51.836	105.5	1:22.812		32.429	82.3	2:47.077	
2	55.121	93.3	1:36.670		37.955	70.1	3:09.746		6	51.383	109.7	1:21.389		31.101	82.0	2:43.873	
3	1:01.056	33.9	2:27.420		45.318	74.3	4:13.794		7	51.088	107.5	1:24.504		31.698	84.0	2:47.290	
4	53.537	103.7	1:23.898		32.650	81.2	2:50.085		8	50.305	108.6	1:19.324		30.182	82.1	2:39.811	

18 William Cowing (OF)							Ginetta G18										
lap	Sect-1	Speed	Sect-2	Speed	Sect-3	Speed	Laptime	Pit	lap	Sect-1	Speed	Sect-2	Speed	Sect-3	Speed	Laptime	Pit
1		93.7	1:32.501		36.334	71.5	3:14.740		5	51.745	108.6	1:23.095		32.501	82.1	2:47.341	
2	55.045	107.2	1:31.664		39.164	70.8	3:05.873		6	50.460	109.1	1:23.655		31.895	83.0	2:46.010	
3	1:06.291	29.9	2:29.748		46.342	75.2	4:22.381		7	50.220	107.9	1:23.501		31.258	83.1	2:44.979	
4	52.900	105.7	1:25.398		33.130	80.8	2:51.428		8	50.197	108.2	1:21.228		31.034	84.7	2:42.459	

19 Stephen King (OF)							Macon MR8										
lap	Sect-1	Speed	Sect-2	Speed	Sect-3	Speed	Laptime	Pit	lap	Sect-1	Speed	Sect-2	Speed	Sect-3	Speed	Laptime	Pit
1		92.1	1:30.274	109.7	35.048	72.1	3:09.303		5	49.079	111.3	1:20.845	113.7	31.242	85.4	2:41.166	
2	52.346	102.5	1:32.190	103.9	34.273	74.6	2:58.809		6	49.092	112.2	1:18.510	116.1	29.967	86.5	2:37.569	
3	1:08.750	37.8	2:32.963	41.3	46.842	72.9	4:28.555		7	48.123	111.8	1:18.229	114.1	28.688	82.6	2:35.040	
4	50.493	108.2	1:21.926	118.1	31.746	84.5	2:44.165		8	48.066	111.5	1:17.918	114.5	27.793	90.6	2:33.777	

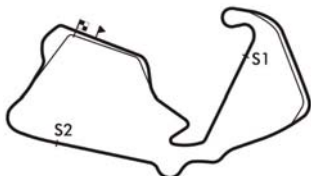
20 Kevin Stanzl (OF)							Crossle 20F										
lap	Sect-1	Speed	Sect-2	Speed	Sect-3	Speed	Laptime	Pit	lap	Sect-1	Speed	Sect-2	Speed	Sect-3	Speed	Laptime	Pit
1		107.4	1:25.387	113.6	32.229	81.1	2:53.558		5	47.356	112.2	1:18.645	113.9	29.801	86.1	2:35.802	
2	50.643	109.8	1:27.031	110.4	33.455	75.4	2:51.129		6	47.678	110.2	1:17.838	114.7	28.849	85.8	2:34.365	
3	1:15.587	51.9	2:37.386	48.2	46.659	80.4	4:39.632		7	47.121	110.4	1:16.638	113.4	28.319	89.5	2:32.078	
4	49.460	110.7	1:18.837	116.1	30.342	82.7	2:38.639		8	46.854	110.4	1:15.573	113.2	28.174	88.4	2:30.601	

21 Ross Dryborough ( )							Merlyn Mk20AS										
lap	Sect-1	Speed	Sect-2	Speed	Sect-3	Speed	Laptime	Pit	lap	Sect-1	Speed	Sect-2	Speed	Sect-3	Speed	Laptime	Pit
1		108.6	1:25.422	118.4	31.469	81.8	2:52.836		5	47.204	116.1	1:18.242	116.7	28.469	88.1	2:33.915	
2	49.347	113.0	1:26.862	104.0	32.402	79.6	2:48.611		6	46.408	114.1	1:24.648	116.5	28.317	83.6	2:39.373	
3	1:16.739	48.8	2:36.503	41.4	47.088	77.8	4:40.330		7	46.660	113.0	1:15.303	116.3	27.678	89.2	2:29.641	
4	48.190	114.5	1:18.118	118.8	29.326	83.8	2:35.634		8	45.838	113.6	1:13.772	118.1	27.966	91.3	2:27.576	

25 Philip Walker (OF)							Crossle 16F										
lap	Sect-1	Speed	Sect-2	Speed	Sect-3	Speed	Laptime	Pit	lap	Sect-1	Speed	Sect-2	Speed	Sect-3	Speed	Laptime	Pit
1		100.2	1:37.497		34.830	76.3	3:14.236		5	51.657	111.8	1:21.435		30.508	83.7	2:43.600	
2	53.982	104.7	1:31.058		39.824	70.7	3:04.864		6	48.926	111.8	1:19.632		30.445	88.9	2:39.003	
3	1:05.514	32.2	2:31.496		45.336	77.6	4:22.346		7	50.443	107.9	1:20.398		30.654	82.7	2:41.495	
4	51.141	111.7	1:23.395		31.859	84.7	2:46.395		8	48.106	110.2	1:18.243		29.885	87.0	2:36.234	

26 John Slack (OF)							Lola T200										
lap	Sect-1	Speed	Sect-2	Speed	Sect-3	Speed	Laptime	Pit	lap	Sect-1	Speed	Sect-2	Speed	Sect-3	Speed	Laptime	Pit
1		96.6	1:31.063	110.4	34.787	64.5	3:06.907		5	49.810	111.7	1:34.276	112.6	31.252	83.1	2:55.338	
2	53.868	99.6	1:31.194	108.9	33.683	78.7	2:58.745		6	49.284	110.7	1:19.020	111.7	29.283	85.6	2:37.587	
3	1:09.108	36.9	2:33.273	46.5	46.941	77.3	4:29.322		7	49.349	110.9	1:19.104	113.4	30.262	82.2	2:38.715	
4	51.640	107.0	1:22.019	114.9	31.224	82.6	2:44.883		8	47.462	111.8	1:17.982	114.5	30.185	82.8	2:35.629	

28 Michael Wales (OF)							Merlyn Mk20A										
lap	Sect-1	Speed	Sect-2	Speed	Sect-3	Speed	Laptime	Pit	lap	Sect-1	Speed	Sect-2	Speed	Sect-3	Speed	Laptime	Pit
1		90.9	1:31.533	109.5	34.673	73.4	3:10.826		5	50.887	107.9	1:21.074	111.7	30.788	83.7	2:42.749	
2	53.009	110.0	1:32.698	96.1	36.150	71.6	3:01.857		6	49.161	106.5	1:19.277	116.1	31.111	83.9	2:39.549	
3	1:07.254	36.3	2:31.977	42.3	47.045	72.6	4:26.276		7	48.846	110.6	1:19.318	111.7	31.002	77.9	2:39.166	
4	51.594	108.1	1:22.823	111.1	32.514	81.5	2:46.931		8	49.503	107.0	1:19.512	111.1	30.513	78.0	2:39.528	



**Session Start: 09:01:19 - Finish: 09:23:12**  
**Weather/Track Conditions: Bright / Damp**  
**Circuit: Silverstone Historic Grand Prix**  
**Track Length: 5.857 Km - 3.6394 miles**

# Silverstone Classic - 28 - 30 Jul 2017

## Formula Ford 50 Presented by Historic Motorsport International

### Race 13 - Sector Analysis

31 John Emery (N)								Lola T200							
lap	Sect-1	Speed	Sect-2	Speed	Sect-3	Speed	Laptime Pit	lap	Sect-1	Speed	Sect-2	Speed	Sect-3	Speed	Laptime Pit
1		80.2	1:37.621	98.3	37.453	66.8	3:27.444	5	55.147	90.7	1:29.325	99.4	35.516	73.5	2:59.988
2	58.561	82.1	1:37.113	95.1	37.719	64.3	3:13.393	6	53.896	100.2	1:25.508	100.6	35.238	76.6	2:54.642
3	56.611	76.4	2:23.058	46.5	48.097	68.4	4:07.766	7	53.643	93.6	1:29.429	102.3	34.564	75.6	2:57.636
4	55.886	93.9	1:28.286	100.9	35.245	73.4	2:59.417	8							

33 Julian Pierce ( )								Lola T200							
lap	Sect-1	Speed	Sect-2	Speed	Sect-3	Speed	Laptime Pit	lap	Sect-1	Speed	Sect-2	Speed	Sect-3	Speed	Laptime Pit
1		101.7	1:27.328	110.4	32.228	77.4	3:00.464	4	53.132	105.7	1:22.877	113.4	31.741	82.4	2:47.750
2	53.160	106.7	1:31.187	110.9	34.926	73.7	2:59.273	5	49.206	110.6	1:21.367	113.4	31.298	80.2	2:41.871
3	1:09.409	37.2	2:35.547	44.0	47.148	70.9	4:32.104	6	50.766	107.9	1:19.711	114.5	30.023	86.0	2:40.500

36 Robert Smith (OF)								Merlyn Mk20							
lap	Sect-1	Speed	Sect-2	Speed	Sect-3	Speed	Laptime Pit	lap	Sect-1	Speed	Sect-2	Speed	Sect-3	Speed	Laptime Pit
1		108.8	1:43.497	101.5	33.228	76.2	3:07.244	2							

37 William Nuthall ( )								Jamun T2							
lap	Sect-1	Speed	Sect-2	Speed	Sect-3	Speed	Laptime Pit	lap	Sect-1	Speed	Sect-2	Speed	Sect-3	Speed	Laptime Pit
1		116.3	1:20.109		29.863	85.4	2:40.563	5	45.423	113.0	1:15.319		27.201	89.2	2:27.943
2	47.217	110.7	1:21.610		38.802	63.1	2:47.629	6	45.022	111.8	1:14.864		27.005	90.8	2:26.891
3	1:20.632	51.0	2:37.413		49.141	84.0	4:47.186	7	44.480	111.7	1:14.114		27.311	91.6	2:25.905
4	46.293	113.9	1:15.267		27.628	88.1	2:29.188	8	44.679	114.7	1:14.225		26.986	92.7	2:25.890

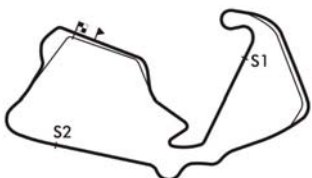
39 Michael Richings (OF)								Alexis Mk15							
lap	Sect-1	Speed	Sect-2	Speed	Sect-3	Speed	Laptime Pit	lap	Sect-1	Speed	Sect-2	Speed	Sect-3	Speed	Laptime Pit
1		100.8	1:26.740	105.5	32.143	75.4	3:00.939	4	51.147	105.4	1:21.866	109.7	30.780	80.3	2:43.793
2	52.723	105.2	1:28.892	107.5	32.077	72.2	2:53.692	5	49.441	106.9	1:21.539	107.7	30.769	80.9	2:41.749
3	1:13.805	38.0	2:35.589	47.0	45.601	75.1	4:34.995	6	50.549	104.7	1:22.050	109.1	31.592	83.6	2:44.191

40 Sam Mitchell ( )								Merlyn Mk20A							
lap	Sect-1	Speed	Sect-2	Speed	Sect-3	Speed	Laptime Pit	lap	Sect-1	Speed	Sect-2	Speed	Sect-3	Speed	Laptime Pit
1		106.9	1:25.216	115.5	30.390	81.1	2:58.345	5	46.727	113.0	1:14.186	117.7	26.847	91.6	2:27.760
2	48.211	111.3	1:27.255	100.0	32.829	77.0	2:48.295	6	44.594	116.1	1:13.507	123.4	26.856	92.7	2:24.957
3	1:17.399	40.5	2:35.798	47.0	44.935	84.4	4:38.132	7	44.598	113.2	1:13.199	116.3	26.429	90.9	2:24.226
4	46.776	113.7	1:15.593	120.9	27.878	88.7	2:30.247	8	45.062	112.8	1:12.732	116.5	26.573	87.4	2:24.367

42 Cormac Flanagan ( )								Alexis Mk14							
lap	Sect-1	Speed	Sect-2	Speed	Sect-3	Speed	Laptime Pit	lap	Sect-1	Speed	Sect-2	Speed	Sect-3	Speed	Laptime Pit
1		107.9	1:21.404	115.7	29.907	81.6	2:44.213	5	46.416	113.7	1:16.050	115.9	28.099	90.6	2:30.565
2	48.200	110.9	1:21.828	89.8	36.056	73.4	2:46.084	6	45.692	113.6	1:14.846	115.5	27.405	92.4	2:27.943
3	1:20.657	47.8	2:36.870	36.7	48.946	85.4	4:46.473	7	45.366	114.7	1:13.355	117.9	27.011	92.4	2:25.732
4	46.672	114.5	1:17.087	114.7	28.537	87.3	2:32.296	8	46.433	102.9	1:15.004	116.5	27.600	90.3	2:29.037

44 Sam Binfield ( )								Titan Mk6							
lap	Sect-1	Speed	Sect-2	Speed	Sect-3	Speed	Laptime Pit	lap	Sect-1	Speed	Sect-2	Speed	Sect-3	Speed	Laptime Pit
1		110.0	1:21.216	112.8	28.602	84.3	2:42.263	5	45.943	111.7	1:17.519	107.4	27.550	89.1	2:31.012
2	47.585	111.1	1:20.022	74.4	38.668	64.7	2:46.275	6	48.105	106.9	1:15.402	116.9	27.291	91.3	2:30.798
3	1:21.512	47.9	2:36.792	37.5	49.041	85.1	4:47.345	7	45.698	112.8	1:14.683	114.3	26.560	90.9	2:26.941
4	46.445	115.3	1:17.097	116.1	26.855	86.8	2:30.397	8	45.891	110.7	1:14.809	115.1	26.761	91.8	2:27.461

47 Louis Hanjoul (OF)								Elden Mk8/10							
lap	Sect-1	Speed	Sect-2	Speed	Sect-3	Speed	Laptime Pit	lap	Sect-1	Speed	Sect-2	Speed	Sect-3	Speed	Laptime Pit
1		94.0	1:32.671	113.7	34.508	69.8	3:12.673	5	50.185	108.9	1:22.931	112.8	31.109	81.8	2:44.225
2	53.633	106.4	1:31.904	96.0	36.345	71.3	3:01.882	6	49.086	111.5	1:20.046	113.4	31.036	80.6	2:40.168
3	1:07.285	37.4	2:31.937	42.3	46.376	75.7	4:25.598	7	50.903	107.9	1:21.174	115.7	31.263	77.9	2:43.340
4	50.919	107.9	1:22.357	116.5	31.992	76.3	2:45.268	8	48.965	109.8	1:18.972	113.9	30.552	82.4	2:38.489



**Session Start: 09:01:19 - Finish: 09:23:12**  
**Weather/Track Conditions: Bright / Damp**  
**Circuit: Silverstone Historic Grand Prix**  
**Track Length: 5.857 Km - 3.6394 miles**



# Silverstone Classic - 28 - 30 Jul 2017

## Formula Ford 50 Presented by Historic Motorsport International

### Race 13 - Sector Analysis

48 Benn Tilley ( )							Merlyn Mk20A										
lap	Sect-1	Speed	Sect-2	Speed	Sect-3	Speed	Laptime	Pit	lap	Sect-1	Speed	Sect-2	Speed	Sect-3	Speed	Laptime	Pit
1		114.5	1:18.614	116.7	28.574	85.8	2:37.361		5	45.169	113.9	1:13.654	118.1	26.830	90.7	2:25.653	
2	46.832	114.9	1:22.405	68.3	39.524	64.3	2:48.761		6	44.960	114.1	1:13.360		26.977	92.3	2:25.297	
3	1:20.373	56.1	2:37.309	36.5	50.517	88.0	4:48.199		7	45.133	115.1	1:13.549	120.9	26.706	91.8	2:25.388	
4	45.634	113.6	1:14.962	115.7	27.151	88.7	2:27.747		8	44.748	111.3	1:15.741		26.509	92.9	2:26.998	

49 Harvey Sykes ( )							Crossle 20F										
lap	Sect-1	Speed	Sect-2	Speed	Sect-3	Speed	Laptime	Pit	lap	Sect-1	Speed	Sect-2	Speed	Sect-3	Speed	Laptime	Pit
1		106.9	1:24.626	114.3	32.153	78.1	2:51.457		5	47.158	116.3	1:18.583	119.6	28.756	88.0	2:34.497	
2	50.736	110.4	1:27.982	107.7	32.931	76.3	2:51.649		6	46.579	114.9	1:18.474	117.1	27.524	91.3	2:32.577	
3	1:16.158	51.1	2:37.551	42.5	46.948	81.0	4:40.657		7	46.249	113.2	1:15.373	116.1	28.148	91.4	2:29.770	
4	47.788	113.2	1:17.324	118.4	29.064	84.6	2:34.176		8	45.778	115.3	1:15.991	117.3	28.071	89.1	2:29.840	

50 John Roberts (N)							Merlyn Mk11A										
lap	Sect-1	Speed	Sect-2	Speed	Sect-3	Speed	Laptime	Pit	lap	Sect-1	Speed	Sect-2	Speed	Sect-3	Speed	Laptime	Pit
1		95.5	1:31.493	113.0	34.554	74.2	3:09.984		5	49.893	110.4	1:21.588	111.1	31.518	81.0	2:42.999	
2	53.305	108.6	1:32.335	99.4	35.456	72.6	3:01.096		6	49.272	109.1	1:20.587	112.0	31.030	82.3	2:40.889	
3	1:08.109	38.1	2:32.028	42.7	46.884	75.4	4:27.021		7	49.146	109.3	1:21.678	112.2	31.015	80.1	2:41.839	
4	52.095	108.1	1:22.135	113.6	31.627	78.8	2:45.857		8	49.188	108.6	1:20.440	112.0	30.610	81.5	2:40.238	

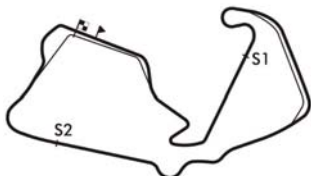
54 Alex Meek (OF)							Merlyn Mk20A										
lap	Sect-1	Speed	Sect-2	Speed	Sect-3	Speed	Laptime	Pit	lap	Sect-1	Speed	Sect-2	Speed	Sect-3	Speed	Laptime	Pit
1		103.6	1:24.987	115.7	32.937	75.5	2:55.760		5	48.486	104.2	1:19.483	113.7	29.048	85.5	2:37.017	
2	50.927	105.0	1:28.428	90.8	34.556	72.9	2:53.911		6	47.360	101.7	1:18.354	115.5	28.611	84.6	2:34.325	
3	1:16.184	39.3	2:35.690	49.5	45.425	77.9	4:37.299		7	47.031	108.2	1:17.443	113.0	28.953	85.5	2:33.427	
4	50.248	109.3	1:20.426	113.4	30.066	81.3	2:40.740		8	47.117	108.4	1:17.072	112.6	28.654	84.5	2:32.843	

55 Roger Arnold (OF)							Merlyn Mk20										
lap	Sect-1	Speed	Sect-2	Speed	Sect-3	Speed	Laptime	Pit	lap	Sect-1	Speed	Sect-2	Speed	Sect-3	Speed	Laptime	Pit
1		96.6	1:33.289		34.834	72.9	3:12.365		5	50.881	110.4	1:21.538		30.522	85.2	2:42.941	
2	54.682	103.2	1:32.390		37.324	73.7	3:04.396		6	49.810	112.2	1:19.176		30.918	86.1	2:39.904	
3	1:06.394	36.6	2:31.469		46.164	77.1	4:24.027		7	51.419	107.4	1:22.367		30.154	86.1	2:43.940	
4	51.556	107.5	1:23.150		31.780	83.4	2:46.486		8	48.183	111.3	1:21.037		30.325	85.8	2:39.545	

56 Roland Svensson (OF)							Merlyn Mk17										
lap	Sect-1	Speed	Sect-2	Speed	Sect-3	Speed	Laptime	Pit	lap	Sect-1	Speed	Sect-2	Speed	Sect-3	Speed	Laptime	Pit
1		106.5	1:23.173	107.9	31.041	85.3	2:50.703		5	47.041	113.6	1:16.927	117.3	28.923	89.8	2:32.891	
2	50.312	109.5	1:25.676	109.3	31.986	74.5	2:47.974		6	46.400	110.7	1:16.258	119.4	28.384	92.9	2:31.042	
3	1:17.612	55.3	2:36.779	40.9	47.444	85.3	4:41.835		7	45.365	114.9	1:14.709	117.7	27.805	93.2	2:27.879	
4	47.299	111.8	1:17.441	119.6	29.541	90.0	2:34.281		8	45.089	107.0	1:16.316	119.0	27.878	90.1	2:29.283	

58 Michael Grant Peterkin ( )							Brabham BT21										
lap	Sect-1	Speed	Sect-2	Speed	Sect-3	Speed	Laptime	Pit	lap	Sect-1	Speed	Sect-2	Speed	Sect-3	Speed	Laptime	Pit
1		110.9	1:24.033	112.2	31.764	83.3	2:50.207		5	46.475	111.3	1:15.238	115.7	27.864	90.2	2:29.577	
2	49.854	112.0	1:23.929	111.8	31.233	75.8	2:45.016		6	45.751	113.6	1:15.756	116.5	27.512	90.2	2:29.019	
3	1:18.265	55.4	2:37.014	36.5	48.083	84.6	4:43.362		7	45.493	113.6	1:14.063	117.3	26.815	91.9	2:26.371	
4	47.443	114.7	1:16.939	118.1	28.614	87.6	2:32.996		8	45.015	114.7	1:14.487	120.3	27.231	89.4	2:26.733	

59 Les Beards ( )							Nike Mk6										
lap	Sect-1	Speed	Sect-2	Speed	Sect-3	Speed	Laptime	Pit	lap	Sect-1	Speed	Sect-2	Speed	Sect-3	Speed	Laptime	Pit
1		89.6	1:31.861		35.230	71.3	3:17.393		5	54.443	92.1	1:29.011		34.610	75.0	2:58.064	
2	56.831	86.5	1:34.084		36.611	69.0	3:07.526		6	54.677	94.8	1:27.422	105.7	34.457	76.6	2:56.556	
3	1:04.340	26.3	2:29.520	39.6	47.316	68.8	4:21.176		7	53.667	98.3	1:27.213	108.2	33.383	76.0	2:54.263	
4	55.944	95.6	1:28.966		36.078	70.9	3:00.988		8								



**Session Start: 09:01:19 - Finish: 09:23:12**  
**Weather/Track Conditions: Bright / Damp**  
**Circuit: Silverstone Historic Grand Prix**  
**Track Length: 5.857 Km - 3.6394 miles**

# Silverstone Classic - 28 - 30 Jul 2017

## Formula Ford 50 Presented by Historic Motorsport International

### Race 13 - Sector Analysis

61 Dan Eagling ( )							Lotus 61										
lap	Sect-1	Speed	Sect-2	Speed	Sect-3	Speed	Laptime	Pit	lap	Sect-1	Speed	Sect-2	Speed	Sect-3	Speed	Laptime	Pit
1		102.9	1:25.249		30.436	78.7	2:57.932		5	46.067	113.0	1:16.380		28.249	89.6	2:30.696	
2	49.522	112.4	1:27.365		33.961	75.2	2:50.848		6	45.899	111.7	1:16.306		28.009	89.0	2:30.214	
3	1:16.265	41.5	2:36.052		45.440	75.7	4:37.757		7	45.761	112.0	1:15.010		27.644	89.5	2:28.415	
4	47.816	115.7	1:18.125		28.436	88.1	2:34.377		8	45.288	112.8	1:14.545		27.020	91.4	2:26.853	

63 Matthew Sturmer (OF)							Macon MR8										
lap	Sect-1	Speed	Sect-2	Speed	Sect-3	Speed	Laptime	Pit	lap	Sect-1	Speed	Sect-2	Speed	Sect-3	Speed	Laptime	Pit
1		102.8	1:23.969	112.4	32.328	76.8	2:56.719		5	49.205	107.2	1:19.741	110.0	29.600	86.0	2:38.546	
2	51.360	109.1	1:28.080	83.1	34.712	73.2	2:54.152		6	47.920	107.5	1:18.384	111.5	28.643	86.3	2:34.947	
3	1:15.620	40.6	2:35.528	47.9	45.801	80.6	4:36.949		7	48.163	107.2	1:18.778	112.2	28.660	87.7	2:35.601	
4	49.667	110.7	1:21.655	112.0	29.953	83.8	2:41.275		8	47.577	109.7	1:17.460	111.7	28.399	89.1	2:33.436	

66 Andrew Wiggins (OF)							Titan Mk6										
lap	Sect-1	Speed	Sect-2	Speed	Sect-3	Speed	Laptime	Pit	lap	Sect-1	Speed	Sect-2	Speed	Sect-3	Speed	Laptime	Pit
1		107.0	1:25.417		32.630	77.5	2:55.378		5	49.670	106.9	1:19.708		30.066	86.0	2:39.444	
2	51.108	110.0	1:27.905		33.956	76.2	2:52.969		6	47.847	111.8	1:19.060		28.959	88.3	2:35.866	
3	1:16.141	41.0	2:36.025		45.885	75.8	4:38.051		7	46.929	111.3	1:17.367		28.813	88.5	2:33.109	
4	50.731	107.9	1:21.514		30.335	80.6	2:42.580		8	47.163	110.2	1:16.510		28.423	89.0	2:32.096	

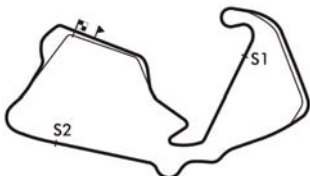
69 Tiff Needell ( )							Lotus 69F										
lap	Sect-1	Speed	Sect-2	Speed	Sect-3	Speed	Laptime	Pit	lap	Sect-1	Speed	Sect-2	Speed	Sect-3	Speed	Laptime	Pit
1		109.5	1:26.685		31.050	81.0	2:50.481		5	47.107	112.0	1:16.229		28.270	86.5	2:31.606	
2	51.138	111.3	1:26.145		31.926	72.7	2:49.209		6	46.588	109.3	1:16.509		28.245	87.6	2:31.342	
3	1:17.493	51.8	2:36.703		47.222	80.5	4:41.418		7	46.020	113.4	1:15.516		27.809	88.8	2:29.345	
4	47.944	111.3	1:17.725		28.843	85.6	2:34.512		8	45.963	109.7	1:16.368		27.574	88.5	2:29.905	

72 Alistair Littlewood ( )							Merlyn Mk20A										
lap	Sect-1	Speed	Sect-2	Speed	Sect-3	Speed	Laptime	Pit	lap	Sect-1	Speed	Sect-2	Speed	Sect-3	Speed	Laptime	Pit
1		108.2	1:21.305	114.3	30.366	83.2	2:45.711		5	47.207	112.2	1:17.804	116.5	27.902	90.6	2:32.913	
2	50.222	108.4	1:23.175	105.7	33.780	73.4	2:47.177		6	46.652	110.7	1:16.402	114.9	28.110	87.7	2:31.164	
3	1:18.797	50.3	2:36.932	39.7	48.931	84.0	4:44.660		7	46.888	110.0	1:15.728	114.7	27.556	90.0	2:30.172	
4	47.887	110.9	1:17.366	116.3	28.307	86.8	2:33.560		8	46.187	110.0	1:16.627	114.5	28.099	91.9	2:30.913	

73 Ed Thurston ( )							Elden Mk8										
lap	Sect-1	Speed	Sect-2	Speed	Sect-3	Speed	Laptime	Pit	lap	Sect-1	Speed	Sect-2	Speed	Sect-3	Speed	Laptime	Pit
1		113.9	1:17.686	116.5	28.703	82.3	2:36.283		5	44.849	113.9	1:13.833	117.3	27.400	91.3	2:26.082	
2	46.568	113.2	1:23.289	73.7	39.659	66.6	2:49.516		6	44.546	116.9	1:13.585	118.8	28.022	91.8	2:26.153	
3	1:19.912	51.3	2:37.125	40.8	51.115	85.1	4:48.152		7	44.790	112.8	1:13.509	117.1	27.153	92.7	2:25.452	
4	45.309	115.1	1:14.215	119.2	27.682	89.1	2:27.206		8	44.488	111.5	1:15.649	115.7	26.891	93.9	2:27.028	

75 Daniel Pickett ( )							Merlyn Mk20										
lap	Sect-1	Speed	Sect-2	Speed	Sect-3	Speed	Laptime	Pit	lap	Sect-1	Speed	Sect-2	Speed	Sect-3	Speed	Laptime	Pit
1		108.6	1:22.170	110.6	31.009	79.9	2:49.627		5	47.757	113.7	1:28.687	112.8	29.954	84.8	2:46.398	
2	50.471	110.0	1:24.290	106.5	33.395	77.4	2:48.156		6	47.805	109.1	1:20.304	113.0	29.837	86.1	2:37.946	
3	1:16.637	56.4	2:37.029	37.9	48.113	83.1	4:41.779		7	48.032	109.3	1:19.235	111.8	29.467	87.0	2:36.734	
4	48.347	112.0	1:18.626	115.5	29.458	88.5	2:36.431		8	47.803	112.6	1:16.804	113.6	29.472	86.0	2:34.079	

77 Chris Sharples (OF)							Palliser WDF1										
lap	Sect-1	Speed	Sect-2	Speed	Sect-3	Speed	Laptime	Pit	lap	Sect-1	Speed	Sect-2	Speed	Sect-3	Speed	Laptime	Pit
1		95.2	1:29.440	113.2	35.830	70.7	3:08.893		5	49.803	109.3	1:20.234	117.1	31.152	84.8	2:41.189	
2	53.330	103.6	1:32.394	99.6	34.976	76.4	3:00.700		6	48.453	110.9	1:18.043	117.5	30.058	86.8	2:36.554	
3	1:09.033	37.2	2:31.990	42.6	47.180	75.5	4:28.203		7	47.290	113.0	1:17.248	115.1	29.155	84.2	2:33.693	
4	50.004	108.9	1:21.513	108.2	31.317	82.4	2:42.834		8	48.487	109.8	1:16.377	114.3	29.042	86.7	2:33.906	



**Session Start: 09:01:19 - Finish: 09:23:12**  
**Weather/Track Conditions: Bright / Damp**  
**Circuit: Silverstone Historic Grand Prix**  
**Track Length: 5.857 Km - 3.6394 miles**

# Silverstone Classic - 28 - 30 Jul 2017

## Formula Ford 50 Presented by Historic Motorsport International

### Race 13 - Sector Analysis

78 Geoff Underwood ( )								Merlyn Mk20							
lap	Sect-1	Speed	Sect-2	Speed	Sect-3	Speed	Laptime Pit	lap	Sect-1	Speed	Sect-2	Speed	Sect-3	Speed	Laptime Pit
1		100.9	1:30.294	107.7	34.680	73.6	3:07.001	5	49.707	111.3	1:19.354	114.3	30.724	84.0	2:39.785
2	52.511	108.2	1:29.415	107.7	34.938	72.9	2:56.864	6	49.082	111.7	1:18.865	115.1	29.944	86.0	2:37.891
3	1:09.520	34.5	2:33.612	45.8	46.842	76.0	4:29.974	7	48.239	110.9	1:16.863	114.5	29.279	86.7	2:34.381
4	51.685	110.4	1:21.189	113.7	31.595	81.0	2:44.469	8	47.710	112.8	1:16.897	113.6	29.375	85.7	2:33.982

81 James Lovett ( )								Lola T200							
lap	Sect-1	Speed	Sect-2	Speed	Sect-3	Speed	Laptime Pit	lap	Sect-1	Speed	Sect-2	Speed	Sect-3	Speed	Laptime Pit
1		92.7	1:32.406	106.2	34.968	75.2	3:11.624	4	52.111	102.9	1:23.374	110.9	31.991	80.9	2:47.476
2	52.809	100.9	1:33.275	94.3	36.415	72.0	3:02.499	5	52.100	102.0	1:26.259	106.0	31.995	80.4	2:50.354
3	1:07.185	38.0	2:31.411	43.6	46.782	75.0	4:25.378	6							

94 Michael O'Brien ( )								Merlyn Mk20A							
lap	Sect-1	Speed	Sect-2	Speed	Sect-3	Speed	Laptime Pit	lap	Sect-1	Speed	Sect-2	Speed	Sect-3	Speed	Laptime Pit
1		110.0	1:17.674	113.2	28.145	87.2	2:34.838	5	44.995	111.5	1:13.456	114.3	26.630	89.7	2:25.081
2	46.713	111.1	1:23.674	71.6	40.036	66.4	2:50.423	6	44.465	111.8	1:12.952	114.9	26.508	91.3	2:23.925
3	1:19.757	51.1	2:37.262	40.9	50.995	88.0	4:48.014	7	44.507	111.8	1:13.142	114.5	26.649	90.4	2:24.298
4	45.448	111.3	1:14.134	114.5	27.028	90.0	2:26.610	8	44.375	112.8	1:14.223	115.1	26.605	89.8	2:25.203

95 Fraser Collins ( )								Merlyn Mk11A							
lap	Sect-1	Speed	Sect-2	Speed	Sect-3	Speed	Laptime Pit	lap	Sect-1	Speed	Sect-2	Speed	Sect-3	Speed	Laptime Pit
1		90.0	1:30.543	113.2	35.045	73.6	3:08.932	5	50.496	109.8	1:19.685	115.3	31.445	85.9	2:41.626
2	52.453	105.5	1:31.496	102.0	34.340	78.9	2:58.289	6	49.846	111.1	1:18.430	113.7	29.424	88.2	2:37.700
3	1:07.628	37.3	2:33.637	46.0	46.871	78.3	4:28.136	7	48.471	108.6	1:17.538	114.7	29.370	85.6	2:35.379
4	51.585	107.5	1:22.240	112.2	32.015	85.3	2:45.840	8	48.164	109.1	1:16.979	116.1	28.555	88.5	2:33.698

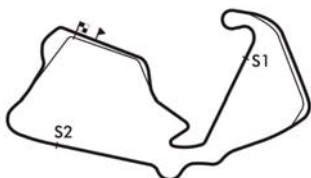
97 Robert Tusting (OF)								Lola T200							
lap	Sect-1	Speed	Sect-2	Speed	Sect-3	Speed	Laptime Pit	lap	Sect-1	Speed	Sect-2	Speed	Sect-3	Speed	Laptime Pit
1		102.0	1:23.639	112.6	31.259	84.1	2:49.762	5	49.039	113.2	1:17.672	113.6	28.954	89.4	2:35.665
2	49.900	109.3	1:20.497	112.8	33.009	71.9	2:43.406	6	47.509	112.6	1:17.428	114.9	28.312	90.8	2:33.249
3	1:19.494	53.2	2:36.982	35.0	48.799	81.2	4:45.275	7	46.760	110.7	1:16.179	113.7	27.886	90.4	2:30.825
4	48.573	113.7	1:18.061	114.3	29.528	87.3	2:36.162	8	46.111	110.7	1:16.094	113.7	28.321	92.2	2:30.526

98 Adrian Richards ( )								Merlyn Mk17							
lap	Sect-1	Speed	Sect-2	Speed	Sect-3	Speed	Laptime Pit	lap	Sect-1	Speed	Sect-2	Speed	Sect-3	Speed	Laptime Pit
1		101.1	1:32.431	109.3	35.745	70.8	3:16.531	5	51.499	108.4	1:22.999	111.5	32.137	78.8	2:46.635
2	55.266	101.5	1:33.470	94.3	37.520	69.5	3:06.256	6	50.424	109.7	1:20.738	113.7	32.043	74.5	2:43.205
3	1:05.389	29.4	2:29.745	37.9	46.390	73.7	4:21.524	7	50.687	104.2	1:23.030	112.2	31.016	81.7	2:44.733
4	52.887	106.0	1:24.188	113.0	32.253	78.1	2:49.328	8	49.640	109.3	1:20.945	111.3	30.840	84.5	2:41.425

156 Rachel Arnold ( )								Merlyn Mk20							
lap	Sect-1	Speed	Sect-2	Speed	Sect-3	Speed	Laptime Pit	lap	Sect-1	Speed	Sect-2	Speed	Sect-3	Speed	Laptime Pit
1		93.3	1:33.009	104.9	35.699	75.8	3:13.650	5	51.095	107.2	1:23.783	112.6	31.903	84.2	2:46.781
2	55.235	102.6	1:31.252	94.9	39.499	70.3	3:05.986	6	50.828	107.2	1:22.083	108.4	31.668	83.6	2:44.579
3	1:05.439	31.5	2:31.266	41.0	45.915	76.3	4:22.620	7	50.618	104.5	1:24.203	109.3	32.175	82.1	2:46.996
4	53.261	102.8	1:22.753	113.9	32.710	81.3	2:48.724	8	50.191	106.4	1:21.164	108.8	31.643	78.8	2:42.998

166 Gregory Thornton (OF)								Titan Mk4							
lap	Sect-1	Speed	Sect-2	Speed	Sect-3	Speed	Laptime Pit	lap	Sect-1	Speed	Sect-2	Speed	Sect-3	Speed	Laptime Pit
1		101.5	1:25.206	114.5	32.306	77.5	2:54.266	5	47.492	108.2	1:17.406	111.8	28.263	83.8	2:33.161
2	50.301	108.4	1:27.887	106.7	32.508	75.1	2:50.696	6	47.162	108.4	1:16.483	113.4	27.433	88.0	2:31.078
3	1:16.056	48.9	2:37.380	48.2	46.244	81.1	4:39.680	7	46.089	108.9	1:15.667	113.0	27.342	88.4	2:29.098
4	49.380	111.3	1:18.785	115.9	29.219	83.8	2:37.384	8	46.173	109.7	1:15.492	114.5	28.321	84.6	2:29.986

175 Colin Wright (OF)								March 718							
lap	Sect-1	Speed	Sect-2	Speed	Sect-3	Speed	Laptime Pit	lap	Sect-1	Speed	Sect-2	Speed	Sect-3	Speed	Laptime Pit
1		98.5	1:31.940	109.5	35.982	71.5	3:15.149	5	51.253	104.4	1:23.441	110.9	31.249	79.4	2:45.943
2	53.992	93.1	1:31.514	88.7	39.578	70.5	3:05.084	6	48.763	108.1	1:20.535	111.8	30.657	82.1	2:39.955
3	1:05.929	30.9	2:30.658	41.7	45.812	75.6	4:22.399	7	49.258	103.7	1:20.378	111.1	30.717	81.4	2:40.353
4	52.427	105.7	1:21.543	114.5	32.165	78.2	2:46.135	8	47.912	105.4	1:20.714	106.4	30.606	84.4	2:39.232



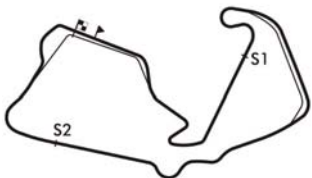
**Session Start: 09:01:19 - Finish: 09:23:12**  
**Weather/Track Conditions: Bright / Damp**  
**Circuit: Silverstone Historic Grand Prix**  
**Track Length: 5.857 Km - 3.6394 miles**

# Silverstone Classic - 28 - 30 Jul 2017

## Formula Ford 50 Presented by Historic Motorsport International

### Race 13 - Sector Analysis

177 Peter Hannam (OF)								Nike Mk6							
lap	Sect-1	Speed	Sect-2	Speed	Sect-3	Speed	Laptime Pit	lap	Sect-1	Speed	Sect-2	Speed	Sect-3	Speed	Laptime Pit
1		103.2	1:29.731	111.1	33.984	74.6	3:06.203	5	49.071	108.8	1:19.799	110.9	30.524	85.6	2:39.394
2	51.506	107.5	1:28.871	107.0	35.376	75.5	2:55.753	6	48.928	107.2	1:19.665	111.3	29.706	88.4	2:38.299
3	1:09.877	35.8	2:33.638	50.5	46.961	77.8	4:30.476	7	47.257	109.3	1:16.873	111.8	30.318	83.0	2:34.448
4	52.290	108.6	1:21.297	113.2	31.252	82.6	2:44.839	8	47.907	109.3	1:18.922	111.3	29.060	87.8	2:35.889

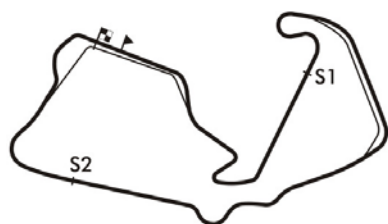


# Silverstone Classic - 28 - 30 Jul 2017

## Formula Ford 50 Presented by Historic Motorsport International

### Race 13 - Best Sector Times

SECTOR 1			SECTOR 2			SECTOR 3			IDEAL / BEST LAP COMPARISON						
NO	TIME	LAP	NO	TIME	LAP	NO	TIME	LAP	NO	NAME	BEST	IN	IDEAL	DIFF	
1	94	44.375	8	9	1:12.521	7	1	25.909	8	94	Michael O'Brien	2:23.925	6	2:23.835	+0.090
2	1	44.440	8	40	1:12.732	8	40	26.429	7	1	Callum Grant	2:23.983	8	2:23.778	+0.205
3	37	44.480	7	94	1:12.952	6	94	26.508	6	9	Michael Mallock	2:24.184	7	2:23.674	+0.510
4	73	44.488	8	42	1:13.355	7	48	26.509	8	40	Sam Mitchell	2:24.226	7	2:23.755	+0.471
5	9	44.527	7	48	1:13.360	6	4	26.555	8	48	Benn Tilley	2:25.297	6	2:24.617	+0.680
6	40	44.594	6	1	1:13.429	7	44	26.560	7	73	Ed Thurston	2:25.452	7	2:24.888	+0.564
7	48	44.748	8	4	1:13.436	7	9	26.626	8	42	Cormac Flanagan	2:25.732	7	2:25.732	+0.000
8	4	44.768	8	73	1:13.509	7	58	26.815	7	37	William Nuthall	2:25.890	8	2:25.580	+0.310
9	58	45.015	8	21	1:13.772	8	73	26.891	8	4	Max Bartell	2:25.939	7	2:24.759	+1.180
10	56	45.089	8	58	1:14.063	7	37	26.986	8	58	Michael Grant Peter	2:26.371	7	2:25.893	+0.478
11	61	45.288	8	37	1:14.114	7	42	27.011	7	61	Dan Eagling	2:26.853	8	2:26.853	+0.000
12	42	45.366	7	61	1:14.545	8	61	27.020	8	44	Sam Binfield	2:26.941	7	2:26.941	+0.000
13	44	45.698	7	44	1:14.683	7	166	27.342	7	21	Ross Dryborough	2:27.576	8	2:27.288	+0.288
14	49	45.778	8	56	1:14.709	7	49	27.524	6	56	Roland Svensson	2:27.879	7	2:27.603	+0.276
15	21	45.838	8	49	1:15.373	7	72	27.556	7	166	Gregory Thornton	2:29.098	7	2:28.923	+0.175
16	69	45.963	8	166	1:15.492	8	69	27.574	8	69	Tiff Needell	2:29.345	7	2:29.053	+0.292
17	166	46.089	7	69	1:15.516	7	21	27.678	7	49	Harvey Sykes	2:29.770	7	2:28.675	+1.095
18	97	46.111	8	20	1:15.573	8	19	27.793	8	72	Alistair Littlewood	2:30.172	7	2:29.471	+0.701
19	72	46.187	8	72	1:15.728	7	56	27.805	7	97	Robert Tusting	2:30.526	8	2:30.091	+0.435
20	20	46.854	8	12	1:16.060	8	97	27.886	7	20	Kevin Stanzl	2:30.601	8	2:30.601	+0.000
21	66	46.929	7	97	1:16.094	8	20	28.174	8	66	Andrew Wiggins	2:32.096	8	2:31.862	+0.234
22	54	47.031	7	77	1:16.377	8	8	28.346	8	54	Alex Meek	2:32.843	8	2:32.714	+0.129
23	177	47.257	7	66	1:16.510	8	63	28.399	8	63	Matthew Sturmer	2:33.436	8	2:33.436	+0.000
24	77	47.290	7	75	1:16.804	8	66	28.423	8	12	Nick Pancisi	2:33.556	8	2:32.356	+1.200
25	12	47.418	6	78	1:16.863	7	95	28.555	8	77	Chris Sharples	2:33.693	7	2:32.709	+0.984
26	26	47.462	8	177	1:16.873	7	54	28.611	6	95	Fraser Collins	2:33.698	8	2:33.698	+0.000
27	8	47.563	7	95	1:16.979	8	12	28.878	6	19	Stephen King	2:33.777	8	2:33.777	+0.000
28	63	47.577	8	54	1:17.072	8	77	29.042	8	78	Geoff Underwood	2:33.982	8	2:33.852	+0.130
29	78	47.710	8	8	1:17.357	8	177	29.060	8	75	Daniel Pickett	2:34.079	8	2:34.019	+0.060
30	75	47.757	5	63	1:17.460	8	78	29.279	7	177	Peter Hannam	2:34.448	7	2:33.190	+1.258
31	175	47.912	8	19	1:17.918	8	26	29.283	6	8	Andrew Mansell	2:34.832	8	2:33.266	+1.566
32	33	48.011	7	26	1:17.982	8	75	29.458	4	26	John Slack	2:35.629	8	2:34.727	+0.902
33	19	48.066	8	5	1:18.216	8	5	29.503	8	5	Ian Pearson	2:36.105	8	2:35.811	+0.294
34	5	48.092	7	25	1:18.243	8	25	29.885	8	25	Philip Walker	2:36.234	8	2:36.234	+0.000
35	25	48.106	8	47	1:18.972	8	33	30.023	6	47	Louis Hanjoul	2:38.489	8	2:38.489	+0.000
36	95	48.164	8	55	1:19.176	6	55	30.154	7	28	Michael Wales	2:39.166	7	2:38.636	+0.530
37	55	48.183	8	28	1:19.277	6	16	30.182	8	175	Colin Wright	2:39.232	8	2:38.896	+0.336
38	10	48.461	2	16	1:19.324	8	28	30.513	8	55	Roger Arnold	2:39.545	8	2:37.513	+2.032
39	28	48.846	7	33	1:19.711	6	47	30.552	8	16	Tony Helliwell	2:39.811	8	2:39.811	+0.000
40	47	48.965	8	175	1:20.378	7	175	30.606	8	50	John Roberts	2:40.238	8	2:40.196	+0.042
41	50	49.146	7	50	1:20.440	8	50	30.610	8	98	Adrian Richards	2:41.425	8	2:41.218	+0.207
42	39	49.441	5	98	1:20.738	6	39	30.769	5	18	William Cowing	2:42.459	8	2:42.459	+0.000
43	98	49.640	8	156	1:21.164	8	98	30.840	8	156	Rachel Arnold	2:42.998	8	2:42.998	+0.000
44	156	50.191	8	18	1:21.228	8	18	31.034	8	59	Les Beards	2:54.263	7	2:54.263	+0.000
45	18	50.197	8	39	1:21.539	5	156	31.643	8	31	John Emery	2:54.642	6	2:53.715	+0.927
46	16	50.305	8	81	1:23.374	4	81	31.991	4	2	Alison Langridge	3:03.146	7	3:01.772	+1.374
47	81	50.670	6	31	1:25.508	6	10	32.957	1	33	Julian Pierce	2:40.500	6	2:37.745	+2.755



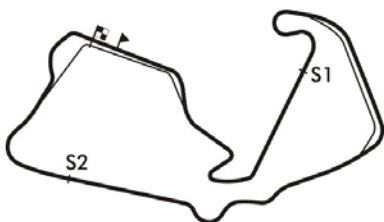
**Session Start: 09:01:19 - Finish: 09:23:12**  
**Weather/Track Conditions: Bright / Damp**  
**Circuit: Silverstone Historic Grand Prix**  
**Track Length: 5.857 Km - 3.6394 miles**

# Silverstone Classic - 28 - 30 Jul 2017

## Formula Ford 50 Presented by Historic Motorsport International

### Race 13 - Best Sector Times

48	36	51.565	2	59	1:27.213	7	36	33.228	1
49	31	53.643	7	10	1:27.944	1	59	33.383	7
50	59	53.667	7	2	1:29.520	6	31	34.564	7
51	6			36	1:43.497	1	2	35.182	7
52	2	57.070	6	6			6		
53	15			15			15		



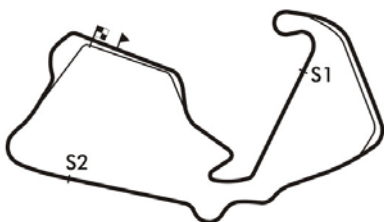
**Session Start: 09:01:19 - Finish: 09:23:12**  
**Weather/Track Conditions: Bright / Damp**  
**Circuit: Silverstone Historic Grand Prix**  
**Track Length: 5.857 Km - 3.6394 miles**

# Silverstone Classic - 28 - 30 Jul 2017

## Formula Ford 50 Presented by Historic Motorsport International

### Race 13 - Best Sector Times

39	Michael Richings	2:41.749	5	2:41.749	+0.000
81	James Lovett	2:47.476	4	2:46.035	+1.441
10	James Hadfield	2:54.471	2	2:49.362	+5.109
36	Robert Smith	3:07.244	1	3:08.290	+1.046
15	Matthew Wrigley				+
6	Stuart Baird				+



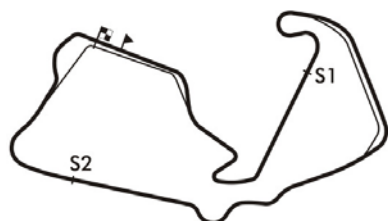
**Session Start: 09:01:19 - Finish: 09:23:12**  
**Weather/Track Conditions: Bright / Damp**  
**Circuit: Silverstone Historic Grand Prix**  
**Track Length: 5.857 Km - 3.6394 miles**

# Silverstone Classic - 28 - 30 Jul 2017

## Formula Ford 50 Presented by Historic Motorsport International

### Race 13 - Best Sector Speeds

	NO	SECTOR 1	MPH	NO	SECTOR 2	MPH	NO	SECTOR 3	MPH
1	73	Ed Thurston	116.9	40	Sam Mitchell	123.4	73	Ed Thurston	93.9
2	1	Callum Grant	116.7	1	Callum Grant	121.8	4	Max Bartell	93.2
3	9	Michael Mallock	116.5	48	Benn Tilley	120.9	56	Roland Svensson	93.2
4	37	William Nuthall	116.3	58	Michael Grant Peterkin	120.3	48	Benn Tilley	92.9
5	49	Harvey Sykes	116.3	49	Harvey Sykes	119.6	1	Callum Grant	92.8
6	21	Ross Dryborough	116.1	56	Roland Svensson	119.6	9	Michael Mallock	92.7
7	40	Sam Mitchell	116.1	73	Ed Thurston	119.2	37	William Nuthall	92.7
8	61	Dan Eagling	115.7	21	Ross Dryborough	118.8	40	Sam Mitchell	92.7
9	44	Sam Binfield	115.3	19	Stephen King	118.1	42	Cormac Flanagan	92.4
10	48	Benn Tilley	115.1	8	Andrew Mansell	117.9	97	Robert Tusting	92.2
11	56	Roland Svensson	114.9	12	Nick Pancisi	117.9	58	Michael Grant Peterkin	91.9
12	42	Cormac Flanagan	114.7	42	Cormac Flanagan	117.9	72	Alistair Littlewood	91.9
13	58	Michael Grant Peterkin	114.7	4	Max Bartell	117.7	44	Sam Binfield	91.8
14	4	Max Bartell	114.3	77	Chris Sharples	117.5	49	Harvey Sykes	91.4
15	75	Daniel Pickett	113.7	44	Sam Binfield	116.9	61	Dan Eagling	91.4
16	97	Robert Tusting	113.7	47	Louis Hanjoul	116.5	21	Ross Dryborough	91.3
17	12	Nick Pancisi	113.4	72	Alistair Littlewood	116.5	94	Michael O'Brien	91.3
18	69	Tiff Needell	113.4	20	Kevin Stanzl	116.1	8	Andrew Mansell	91.1
19	77	Chris Sharples	113.0	28	Michael Wales	116.1	19	Stephen King	90.6
20	78	Geoff Underwood	112.8	95	Fraser Collins	116.1	12	Nick Pancisi	90.3
21	94	Michael O'Brien	112.8	166	Gregory Thornton	115.9	20	Kevin Stanzl	89.5
22	19	Stephen King	112.2	54	Alex Meek	115.7	63	Matthew Sturmer	89.1
23	20	Kevin Stanzl	112.2	75	Daniel Pickett	115.5	66	Andrew Wiggins	89.0
24	55	Roger Arnold	112.2	78	Geoff Underwood	115.1	25	Philip Walker	88.9
25	72	Alistair Littlewood	112.2	94	Michael O'Brien	115.1	69	Tiff Needell	88.8
26	8	Andrew Mansell	111.8	26	John Slack	114.9	75	Daniel Pickett	88.5
27	25	Philip Walker	111.8	97	Robert Tusting	114.9	95	Fraser Collins	88.5
28	26	John Slack	111.8	33	Julian Pierce	114.5	166	Gregory Thornton	88.4
29	66	Andrew Wiggins	111.8	175	Colin Wright	114.5	177	Peter Hannam	88.4
30	47	Louis Hanjoul	111.5	156	Rachel Arnold	113.9	77	Chris Sharples	86.8
31	166	Gregory Thornton	111.3	98	Adrian Richards	113.7	78	Geoff Underwood	86.7
32	5	Ian Pearson	111.1	50	John Roberts	113.6	55	Roger Arnold	86.1
33	95	Fraser Collins	111.1	177	Peter Hannam	113.2	33	Julian Pierce	86.0
34	63	Matthew Sturmer	110.7	63	Matthew Sturmer	112.4	26	John Slack	85.6
35	28	Michael Wales	110.6	5	Ian Pearson	110.9	5	Ian Pearson	85.5
36	33	Julian Pierce	110.6	81	James Lovett	110.9	54	Alex Meek	85.5
37	50	John Roberts	110.4	39	Michael Richings	109.7	18	William Cowing	84.7
38	16	Tony Helliwell	109.7	10	James Hadfield	108.4	98	Adrian Richards	84.5
39	98	Adrian Richards	109.7	59	Les Beards	108.2	175	Colin Wright	84.4
40	54	Alex Meek	109.3	31	John Emery	102.3	156	Rachel Arnold	84.2



**Session Start: 09:01:19 - Finish: 09:23:12**  
**Weather/Track Conditions: Bright / Damp**  
**Circuit: Silverstone Historic Grand Prix**  
**Track Length: 5.857 Km - 3.6394 miles**

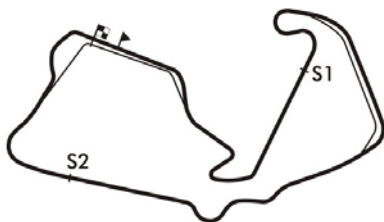


# Silverstone Classic - 28 - 30 Jul 2017

## Formula Ford 50 Presented by Historic Motorsport International

### Race 13 - Best Sector Speeds

41	177	Peter Hannam	109.3	36	Robert Smith	101.5	16	Tony Helliwell	84.0
42	18	William Cowing	109.1	2	Alison Langridge	0.0	28	Michael Wales	83.9
43	36	Robert Smith	108.8	6	Stuart Baird	0.0	39	Michael Richings	83.6
44	6	Stuart Baird	108.1	9	Michael Mallock	0.0	47	Louis Hanjoul	82.4
45	175	Colin Wright	108.1	15	Matthew Wrigley	0.0	50	John Roberts	82.3
46	156	Rachel Arnold	107.2	16	Tony Helliwell	0.0	81	James Lovett	80.9
47	39	Michael Richings	107.0	18	William Cowing	0.0	10	James Hadfield	77.4
48	2	Alison Langridge	104.0	25	Philip Walker	0.0	31	John Emery	76.6
49	81	James Lovett	102.9	37	William Nuthall	0.0	59	Les Beards	76.6
50	10	James Hadfield	100.6	55	Roger Arnold	0.0	2	Alison Langridge	76.4
51	31	John Emery	100.2	61	Dan Eagling	0.0	36	Robert Smith	76.2
52	15	Matthew Wrigley	98.4	66	Andrew Wiggins	0.0	6	Stuart Baird	0.0
53	59	Les Beards	98.3	69	Tiff Needell	0.0	15	Matthew Wrigley	0.0



**Session Start: 09:01:19 - Finish: 09:23:12**  
**Weather/Track Conditions: Bright / Damp**  
**Circuit: Silverstone Historic Grand Prix**  
**Track Length: 5.857 Km - 3.6394 miles**

# Silverstone Classic - 28 - 30 Jul 2017

## Formula Ford 50 Presented by Historic Motorsport International

### Race 13 - Lap Chart

Lap 1			Lap 2			Lap 3			Lap 4			Lap 5			Lap 6		
NO	Behind	Laptime	NO	Behind	Laptime	NO	Behind	Laptime	NO	Behind	Laptime	NO	Behind	Laptime	NO	Behind	Laptime
94		2:34.838	94		2:50.423	94		4:48.014	94		2:26.610	94		2:25.081	94		2:23.925
73	1.445	2:36.283	73	0.538	2:49.516	73	0.676	4:48.152	73	1.272	2:27.206	1	1.788	2:25.149	1	2.434	2:24.571
4	2.076	2:36.914	48	0.861	2:48.761	48	1.046	4:48.199	1	1.720	2:26.793	73	2.273	2:26.082	48	4.127	2:25.297
48	2.523	2:37.361	4	1.304	2:49.651	4	1.393	4:48.103	48	2.183	2:27.747	48	2.755	2:25.653	73	4.501	2:26.153
1	3.095	2:37.933	1	2.241	2:49.569	1	1.537	4:47.310	4	3.374	2:28.591	4	4.954	2:26.661	4	7.039	2:26.010
37	5.725	2:40.563	37	2.931	2:47.629	37	2.103	4:47.186	37	4.681	2:29.188	37	7.543	2:27.943	37	10.509	2:26.891
44	7.425	2:42.263	44	3.277	2:46.275	44	2.608	4:47.345	44	6.395	2:30.397	9	10.957	2:26.526	9	12.025	2:24.993
42	9.375	2:44.213	42	5.036	2:46.084	42	3.495	4:46.473	42	9.181	2:32.296	44	12.326	2:31.012	42	18.683	2:27.943
72	10.873	2:45.711	72	7.627	2:47.177	72	4.273	4:44.660	9	9.512	2:29.587	42	14.665	2:30.565	40	18.845	2:24.957
75	14.789	2:49.627	97	7.907	2:43.406	97	5.168	4:45.275	72	11.223	2:33.560	58	16.192	2:29.577	44	19.199	2:30.798
97	14.924	2:49.762	58	9.962	2:45.016	58	5.310	4:43.362	58	11.696	2:32.996	40	17.813	2:27.760	58	21.286	2:29.019
58	15.369	2:50.207	75	12.522	2:48.156	75	6.287	4:41.779	97	14.720	2:36.162	72	19.055	2:32.913	72	26.294	2:31.164
69	15.643	2:50.481	9	13.149	2:44.610	9	6.535	4:41.400	56	14.908	2:34.281	69	22.260	2:31.606	69	29.677	2:31.342
56	15.865	2:50.703	56	13.416	2:47.974	56	7.237	4:41.835	40	15.134	2:30.247	56	22.718	2:32.891	56	29.835	2:31.042
49	16.619	2:51.457	69	14.429	2:49.209	69	7.833	4:41.418	69	15.735	2:34.512	97	25.304	2:35.665	61	32.933	2:30.214
21	17.998	2:52.836	21	16.186	2:48.611	21	8.502	4:40.330	75	16.108	2:36.431	21	26.360	2:33.915	97	34.628	2:33.249
20	18.720	2:53.558	49	17.845	2:51.649	49	10.488	4:40.657	21	17.526	2:35.634	61	26.644	2:30.696	49	36.122	2:32.577
9	18.962	2:53.800	20	19.426	2:51.129	20	11.044	4:39.632	49	18.054	2:34.176	49	27.470	2:34.497	166	37.374	2:31.078
166	19.428	2:54.266	166	19.701	2:50.696	166	11.367	4:39.680	61	21.029	2:34.377	166	30.221	2:33.161	21	41.808	2:39.373
66	20.540	2:55.378	40	21.379	2:48.295	40	11.497	4:38.132	166	22.141	2:37.384	20	33.794	2:35.802	20	44.234	2:34.365
54	20.922	2:55.760	66	23.086	2:52.969	66	13.123	4:38.051	20	23.073	2:38.639	75	37.425	2:46.398	54	50.161	2:34.325
63	21.881	2:56.719	61	23.519	2:50.848	61	13.262	4:37.757	54	27.825	2:40.740	54	39.761	2:37.017	75	51.446	2:37.946
61	23.094	2:57.932	54	24.410	2:53.911	54	13.695	4:37.299	66	29.093	2:42.580	63	42.675	2:38.546	63	53.697	2:34.947
40	23.507	2:58.345	63	25.610	2:54.152	63	14.545	4:36.949	63	29.210	2:41.275	66	43.456	2:39.444	12	54.932	2:34.882
12	23.529	2:58.367	12	26.986	2:53.880	12	15.310	4:36.338	12	30.416	2:41.716	12	43.975	2:38.640	66	55.397	2:35.866
33	25.626	3:00.464	39	29.370	2:53.692	39	16.351	4:34.995	39	33.534	2:43.793	39	50.202	2:41.749	177	1:06.073	2:38.299
39	26.101	3:00.939	33	34.476	2:59.273	33	18.566	4:32.104	177	37.386	2:44.839	177	51.699	2:39.394	78	1:07.093	2:37.891
10	30.739	3:05.577	10	34.787	2:54.471	10	18.662	4:31.889	5	37.787	2:44.300	78	53.127	2:39.785	8	1:08.519	2:38.121
5	30.955	3:05.793	177	36.695	2:55.753	177	19.157	4:30.476	78	38.423	2:44.469	5	53.674	2:40.968	77	1:09.482	2:36.554
177	31.365	3:06.203	5	37.309	2:56.777	5	20.097	4:30.802	8	38.866	2:44.248	8	54.323	2:40.538	5	1:10.046	2:40.297
26	32.069	3:06.907	78	38.604	2:56.864	78	20.564	4:29.974	33	39.706	2:47.750	33	56.496	2:41.871	39	1:10.468	2:44.191
78	32.163	3:07.001	8	40.073	2:57.717	8	21.228	4:29.169	26	39.972	2:44.883	77	56.853	2:41.189	19	1:10.676	2:37.569
36	32.406	3:07.244	26	40.391	2:58.745	26	21.699	4:29.322	77	40.745	2:42.834	19	57.032	2:41.166	95	1:11.632	2:37.700
8	32.779	3:07.617	95	41.960	2:58.289	95	22.082	4:28.136	19	40.947	2:44.165	95	57.857	2:41.626	33	1:13.071	2:40.500
77	34.055	3:08.893	19	42.851	2:58.809	19	23.392	4:28.555	95	41.312	2:45.840	50	1:01.991	2:42.999	50	1:18.955	2:40.889
95	34.094	3:08.932	77	44.332	3:00.700	77	24.521	4:28.203	50	44.073	2:45.857	28	1:03.673	2:42.749	28	1:19.297	2:39.549
19	34.465	3:09.303	50	45.819	3:01.096	50	24.826	4:27.021	47	45.536	2:45.268	47	1:04.680	2:44.225	47	1:20.923	2:40.168
50	35.146	3:09.984	28	47.422	3:01.857	28	25.684	4:26.276	28	46.005	2:46.931	55	1:05.249	2:42.941	55	1:21.228	2:39.904
28	35.988	3:10.826	81	48.862	3:02.499	81	26.226	4:25.378	81	47.092	2:47.476	25	1:06.475	2:43.600	25	1:21.553	2:39.003
81	36.786	3:11.624	47	49.294	3:01.882	47	26.878	4:25.598	55	47.389	2:46.486	175	1:09.744	2:45.943	26	1:23.891	2:37.587
55	37.527	3:12.365	55	51.500	3:04.396	55	27.513	4:24.027	25	47.956	2:46.395	26	1:10.229	2:55.338	175	1:25.774	2:39.955
47	37.835	3:12.673	25	53.839	3:04.864	25	28.171	4:22.346	175	48.882	2:46.135	81	1:12.365	2:50.354	156	1:33.449	2:44.579
156	38.812	3:13.650	156	54.375	3:05.986	156	28.981	4:22.620	156	51.095	2:48.724	156	1:12.795	2:46.781	98	1:34.588	2:43.205
25	39.398	3:14.236	175	54.972	3:05.084	175	29.357	4:22.399	98	53.754	2:49.328	98	1:15.308	2:46.635	16	1:37.083	2:43.873
18	39.902	3:14.740	18	55.352	3:05.873	18	29.719	4:22.381	18	54.537	2:51.428	18	1:16.797	2:47.341	18	1:38.882	2:46.010
175	40.311	3:15.149	98	57.526	3:06.256	98	31.036	4:21.524	16	55.139	2:50.085	16	1:17.135	2:47.077	59	2:12.812	2:56.556
98	41.693	3:16.531	59	59.658	3:07.526	16	31.664	4:13.794	59	1:07.198	3:00.988	59	1:40.181	2:58.064	31	2:13.759	2:54.642
59	42.555	3:17.393	16	1:05.884	3:09.746	59	32.820	4:21.176	31	1:08.135	2:59.417	31	1:43.042	2:59.988			
16	46.561	3:21.399	31	1:15.576	3:13.393	31	35.328	4:07.766	2	1:18.489	3:09.028	2	2:01.008	3:07.600			
31	52.606	3:27.444	2	1:24.725	3:19.520	2	36.071	3:59.360									
2	55.628	3:30.466															

Session Start: 09:01:19 - Finish: 09:23:12

Weather/Track Conditions: Bright / Damp

Circuit: Silverstone Historic Grand Prix

Track Length: 5.857 Km - 3.6394 miles

# Silverstone Classic - 28 - 30 Jul 2017

## Formula Ford 50 Presented by Historic Motorsport International

### Race 13 - Lap Chart

Lap 7			Lap 8		
NO	Behind	Laptime	NO	Behind	Laptime
94		2:24.298	94		2:25.203
1	2.455	2:24.319	1	1.235	2:23.983
48	5.217	2:25.388	48	7.012	2:26.998
73	5.655	2:25.452	73	7.480	2:27.028
4	8.680	2:25.939	4	9.506	2:26.029
9	11.911	2:24.184	9	11.174	2:24.466
37	12.116	2:25.905	37	12.803	2:25.890
2	1 LAP	3:03.689	59	1 LAP	2:54.263
40	18.773	2:24.226	40	17.937	2:24.367
42	20.117	2:25.732	31	1 LAP	2:57.636
44	21.842	2:26.941	42	23.951	2:29.037
58	23.359	2:26.371	44	24.100	2:27.461
72	32.168	2:30.172	58	24.889	2:26.733
56	33.416	2:27.879	56	37.496	2:29.283
69	34.724	2:29.345	72	37.878	2:30.913
61	37.050	2:28.415	61	38.700	2:26.853
97	41.155	2:30.825	69	39.426	2:29.905
49	41.594	2:29.770	49	46.231	2:29.840
166	42.174	2:29.098	97	46.478	2:30.526
21	47.151	2:29.641	166	46.957	2:29.986
20	52.014	2:32.078	21	49.524	2:27.576
54	59.290	2:33.427	2	1 LAP	3:03.146
75	1:03.882	2:36.734	20	57.412	2:30.601
66	1:04.208	2:33.109	54	1:06.930	2:32.843
12	1:04.616	2:33.982	66	1:11.101	2:32.096
63	1:05.000	2:35.601	75	1:12.758	2:34.079
177	1:16.223	2:34.448	12	1:12.969	2:33.556
78	1:17.176	2:34.381	63	1:13.233	2:33.436
77	1:18.877	2:33.693	78	1:25.955	2:33.982
8	1:19.061	2:34.840	177	1:26.909	2:35.889
19	1:21.418	2:35.040	77	1:27.580	2:33.906
95	1:22.713	2:35.379	8	1:28.690	2:34.832
5	1:23.576	2:37.828	19	1:29.992	2:33.777
28	1:34.165	2:39.166	95	1:31.208	2:33.698
50	1:36.496	2:41.839	5	1:34.478	2:36.105
26	1:38.308	2:38.715	28	1:48.490	2:39.528
25	1:38.750	2:41.495	26	1:48.734	2:35.629
47	1:39.965	2:43.340	25	1:49.781	2:36.234
55	1:40.870	2:43.940	50	1:51.531	2:40.238
175	1:41.829	2:40.353	47	1:53.251	2:38.489
98	1:55.023	2:44.733	55	1:55.212	2:39.545
156	1:56.147	2:46.996	175	1:55.858	2:39.232
18	1:59.563	2:44.979	98	2:11.245	2:41.425
16	2:00.075	2:47.290	156	2:13.942	2:42.998
			16	2:14.683	2:39.811
			18	2:16.819	2:42.459

**Session Start: 09:01:19 - Finish: 09:23:12**  
**Weather/Track Conditions: Bright / Damp**  
**Circuit: Silverstone Historic Grand Prix**  
**Track Length: 5.857 Km - 3.6394 miles**



## Silverstone Classic - 28 - 30 Jul 2017

### Royal Automobile Club Tourist Trophy For Historic Cars (Pre '63 GT)

#### Race 14 - Classification - AMENDED

<b>Sheet No:</b>
------------------

POS	NO	DRIVER/S	CLASS	CLASS POS	CAR MAKE / MODEL	TIME	LAPS	GAP	DIFF	MPH	BEST	ON
1	1	Friedrichs-Hadfield	D	1	Aston Martin DP212	52:18.393	20	-- 20 laps		83.49	2:29.194	17
2	65	Hunt-Blakey-Edwards	D	2	AC Cobra	52:20.436	20	2.043	2.043	83.44	2:32.018	14
3	73	Cottingham-Stanley	INV	1	Jaguar E-Type	52:23.832	20	5.439	3.396	83.34	2:33.008	10
4	40	Kirkaldy-Watson	D	3	Jaguar E-Type	52:34.543	20	16.150	10.711	83.06	2:32.804	9
5	16	Lukas Halusa	C	1	Ferrari 250 GT	52:57.882	20	39.489	23.339	82.45	2:30.968	14
6	38	Young Jo-Young Ja	D	4	Jaguar E-Type	53:27.646	20	1:09.253	29.764	81.69	2:35.376	4
7	17	Christopher Milner	D	5	Jaguar E-Type	53:32.753	20	1:14.360	5.107	81.55	2:30.845	19
8	55	Melling-Hall	D	6	Jaguar E-Type FHC	54:11.981	20	1:53.588	39.228	80.57	2:33.178	15
9	4	Hunt-Grant-Peterkin	C	2	Austin Healey 3000	54:20.799	20	2:02.406	8.818	80.36	2:38.563	19
10	7	Naismith H-Naismith N	INV	2	Aston Martin DB4	54:38.612	20	2:20.219	17.813	79.92	2:38.471	11
11	28	Michael Gans	A	1	Lotus Elite	55:25.347	20	3:06.954	46.735	78.80	2:39.045	3
12	110	Corfield-Welch	C	3	Austin Healey 3000	52:20.623	19	-- 19 laps		79.26	2:38.218	15
13	36	John Davison	A	2	Lotus Elite	52:32.596	19	11.973	11.973	78.96	2:40.178	6
14	207	Harris-Wilmoth	C	4	Austin Healey 3000 Mk1	52:48.666	19	28.043	16.070	78.56	2:40.184	8
15	44	Gareth Burnett	B	1	Porsche 356 Pre-A	52:49.212	19	28.589	0.546	78.54	2:41.167	3
16	82	Bob Binfield	D	7	Jaguar E-Type	53:06.910	19	46.287	17.698	78.11	2:39.440	12
17	117	Banks A-Banks M	A	3	Alfa Romeo Giulietta SZ	53:08.362	19	47.739	1.452	78.08	2:41.898	7
18	62	Perfetti-Rovelli	A	4	Lotus Elite	53:57.865	19	1:37.242	49.503	76.88	2:42.251	19
19	217	Mike Freeman	A	5	Lotus Elite	54:05.127	19	1:44.504	7.262	76.71	2:41.522	7
20	133	Alex Bell	C	5	Austin Healey 3000	54:09.206	19	1:48.583	4.079	76.61	2:43.616	8
21	18	Marc Gordon	D	8	Jaguar XK150s	54:10.479	19	1:49.856	1.273	76.58	2:45.089	7
22	76	Robin Ellis	A	6	Lotus Elite	54:10.795	19	1:50.172	0.316	76.57	2:42.975	14
23	79	Will Linley	C	6	Austin Healey 3000 Mk2	54:23.946	19	2:03.323	13.151	76.27	2:43.055	7
24	30	Michael Birch	A	7	Lotus Elite S2	54:29.930	19	2:09.307	5.984	76.12	2:45.969	13
25	26	Ellis-Bos	B	2	MG MGA Twin Cam	54:33.762	19	2:13.139	3.832	76.04	2:45.296	16
26	53	Bason E-Bason P	A	8	Lotus Elite S2	54:51.651	19	2:31.028	17.889	75.62	2:41.675	9
27	49	Andrew Beaumont	A	9	Lotus Elite S2	55:00.382	19	2:39.759	8.731	75.42	2:46.035	13
28	20	David Hall	D	9	Jaguar E-Type	52:21.118	18	-- 18 laps	11.830	75.07	2:46.601	13
29	34	Castalidini-Sadler	A	10	Lotus Elite	52:53.258	18	32.140	32.140	74.32	2:48.113	18
30	22	Goble-Miller	INV	3	Aston Martin DB4	53:13.397	18	52.279	20.139	73.84	2:40.704	4
31	29	Nicholas James	INV	4	Fletcher Ogle SX1000	53:40.472	18	1:19.354	27.075	73.23	2:49.054	15
32	81	Rawe-Sanz de Acedo	INV	5	Aston Martin DB4	53:53.214	18	1:32.096	12.742	72.94	2:50.469	9
33	27	Daniell-Ellis	B	3	MG MGA Twin Cam	53:57.697	18	1:36.579	4.483	72.84	2:48.805	4
34	13	Graham Wilson	A	11	Lotus Elite	54:14.413	18	1:53.295	16.716	72.46	2:47.141	8
35	97	Atkins-Stirling	A	12	Lotus Elite	54:14.657	18	1:53.539	0.244	72.46	2:43.344	15
36	58	Steve Wright	B	4	Porsche	54:42.016	18	2:20.898	27.359	71.86	2:53.555	16
37	35	Bromley S-Bromley J	B	5	TVR Grantura Ila	54:42.115	18	2:20.997	0.099	71.85	2:51.019	6
38	77	Ken Prichard Jones	INV	6	Turner Mk3	55:35.761	18	3:14.643	53.646	70.69	2:51.026	17
39	51	Fabrice Perruchot	A	13	Lotus Elite	52:47.057	17	-- 17 laps	10.388	70.33	2:55.366	14

Cars 28, 63, 77 & 82 - 45 second time penalty (Speeding in Pit Lane), Final Instruction 35.

Car 217 - 45 second time penalty (Entered Pit Lane in unsafe manner).

Car 16 - 45 second time penalty (Speeding in Pit Lane), (included in original result).

Session Start: 09:41:27 - Finish: 10:33:39

Weather/Track Conditions: Bright / Damp

Circuit: Silverstone Historic Grand Prix

Track Length: 5.857 Km - 3.6394 miles

These results are provisional until the conclusion of any judicial and technical matters.

Clerk of the Course:

Timekeeper:

Issued at:



## Silverstone Classic - 28 - 30 Jul 2017

### Royal Automobile Club Tourist Trophy For Historic Cars (Pre '63 GT)

#### Race 14 - Classification - AMENDED

Sheet No:
-----------

40	50	Dutton-Chudecki	A	14	TVR Grantura Mk2	53:08.132	17	21.075	21.075	69.86	2:50.184	4
41	68	Drabble S-Drabble A	C	7	Reliant Sabre Six	53:19.683	17	32.626	11.551	69.61	2:49.440	4
42	32	Clegg Cha-Clegg Chr	INV	7	Austin Healey Sebring	53:36.896	17	49.839	17.213	69.23	2:47.359	5
43	31	Vandyk-Wilks	B	6	MG MGA Twin Cam	53:28.599	16	-- 16 laps	3:13.869	65.33	3:06.565	10

----- NOT CLASSIFIED -----

DNF 57	Richard Woolmer	C	Austin Healey 3000 Mk1	51:39.837	19	-- 19 laps	80.30	2:35.865	7	
DNF 8	John Clark	D	Jaguar E-Type FHC	52:07.743	19	27.906	27.906	79.59	2:38.951	9
DNF 39	John Emberson	B	Morgan +4 Supersports	51:33.869	18	-- 18 laps	2:07.681	76.22	2:45.746	7
DNC 93	Kjallgren-Nyquist	A	Saab 93B	53:49.793	15	-- 15 laps	10:49.61	60.84	3:23.148	5
DNC 63	Tyzack-Jefferies	A	Abarth Bialbero	56:00.662	15	2:10.869	2:10.869	58.48	3:18.500	3
DNF 59	Worthington-Midgley	C	Austin Healey 3000 Mk3	42:02.667	14	-- 14 laps	72.71	2:47.647	10	
DNF 11	Schildt-Lockie	C	Austin Healey 3000	36:25.724	13	-- 13 laps	77.92	2:37.084	7	
DNC 43	Verhofstadt-Spagg	INV	Aston Martin DB2/4	54:20.561	11	-- 11 laps	23:34.56	44.20	3:22.776	4
DNF 42	Fisken-Henderson	D	Jaguar E-Type	16:05.565	6	-- 6 laps --	81.41	2:38.836	3	
DNF 99	Bianchi T-Bianchi P	C	Austin Healey 3000 Mk1	17:04.544	6	58.979	58.979	76.73	2:47.257	5
DNF 75	Müller U-Müller A	D	Aston Martin DB4GT	3:13.882	1	-- 1 laps --	15.002	67.57	3:13.882	1
DNF 37	Nagamatsu-McClurg	INV	Porsche 356 Speedster	27:28.003	1	24:14.121	24:14.12	7.95		
DNF 149	Woodgate-Greaves	C	Aston Martin DB Mk3							

----- FASTEST LAP SUMMARY -----

NO	DRIVER/S	CLASS	CAR MAKE / MODEL	FASTEST LAP	ON	MPH
1	Friedrichs-Hadfield	D	Aston Martin DP212	2:29.194	17	87.82
16	Lukas Halusa	C	Ferrari 250 GT	2:30.968	14	86.78
73	Cottingham-Stanley	INV	Jaguar E-Type	2:33.008	10	85.63
28	Michael Gans	A	Lotus Elite	2:39.045	3	82.38
44	Gareth Burnett	B	Porsche 356 Pre-A	2:41.167	3	81.29

Cars 28, 63, 77 & 82 - 45 second time penalty (Speeding in Pit Lane), Final Instruction 35.  
 Car 217 - 45 second time penalty (Entered Pit Lane in unsafe manner).  
 Car 16 - 45 second time penalty (Speeding in Pit Lane), (included in original result).

Session Start: 09:41:27 - Finish: 10:33:39  
 Weather/Track Conditions: Bright / Damp  
 Circuit: Silverstone Historic Grand Prix  
 Track Length: 5.857 Km - 3.6394 miles

These results are provisional until the conclusion of any judicial and technical matters.

Clerk of the Course:	Timekeeper:	Issued at:
----------------------	-------------	------------

# Silverstone Classic - 28 - 30 Jul 2017

## Royal Automobile Club Tourist Trophy For Historic Cars (Pre '63 GT)

### Race 14 - Sector Analysis

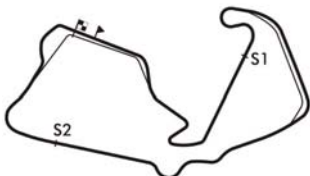
1 Friedrichs-Hadfield (D)								Aston Martin DP212							
lap	Sect-1	Speed	Sect-2	Speed	Sect-3	Speed	Laptime Pit	lap	Sect-1	Speed	Sect-2	Speed	Sect-3	Speed	Laptime Pit
1		108.4	1:22.312	127.6	31.387	87.7	2:44.586	11	45.981	128.8	1:16.085	137.2	29.518	74.6	2:31.584
2	50.167	107.2	1:21.890	130.1	30.225	86.0	2:42.282	12	58.527	129.1	1:18.442	138.4	27.824	88.9	2:44.793
3	50.404	108.2	1:20.001	132.1	29.885	88.1	2:40.290	13	46.826	121.6	1:15.683	140.7	28.959	85.5	2:31.468
4	51.585	111.1	1:18.963	131.8	30.280	86.6	2:40.828	14	47.592	128.6	1:15.234	140.7	28.146	88.3	2:30.972
5	49.456	120.3	1:18.187	132.4	29.989	84.8	2:37.632	15	46.502	124.5	1:14.352	141.6	28.434	81.1	2:29.288
6	50.341	121.4	1:18.848	119.0	30.244	86.6	2:39.433	16	46.582	128.1	1:14.623	140.1	28.454	87.7	2:29.659
7	49.189	111.3	2:04.718	137.8	28.115	90.8	3:22.022 P	17	46.864	127.8	1:14.374	140.7	27.956	89.6	2:29.194
8	46.501	127.6	1:14.763	139.2	28.308	89.1	2:29.572	18	46.629	129.1	1:15.168	141.0	28.549	89.6	2:30.346
9	46.710	127.1	1:15.317	136.1	28.217	90.4	2:30.244	19	46.806	126.4	1:15.348	141.3	29.139	83.0	2:31.293
10	46.758	125.9	1:16.983	138.7	28.034	91.4	2:31.775	20	46.708	129.3	1:15.986	141.3	28.438	87.0	2:31.132

4 Hunt-Grant-Peterkin (C)								Austin Healey 3000							
lap	Sect-1	Speed	Sect-2	Speed	Sect-3	Speed	Laptime Pit	lap	Sect-1	Speed	Sect-2	Speed	Sect-3	Speed	Laptime Pit
1							2:54.686	11							2:39.113
2							2:42.359	12							2:40.245
3							2:41.363	13							2:38.763
4							2:41.033	14							2:39.698
5							2:39.602	15							2:39.431
6							2:41.450	16							2:40.267
7							2:39.070	17							2:39.479
8							2:40.457	18							2:40.106
9			In		In		3:25.964 P	19							2:38.563
10							2:39.494	20							2:39.656

7 Naismith H-Naismith N (INV)								Aston Martin DB4							
lap	Sect-1	Speed	Sect-2	Speed	Sect-3	Speed	Laptime Pit	lap	Sect-1	Speed	Sect-2	Speed	Sect-3	Speed	Laptime Pit
1		104.2	1:25.718	118.6	31.286	82.2	2:53.220	11	48.427	119.4	1:19.987	123.6	30.057	81.5	2:38.471
2	49.625	115.7	1:21.134	124.0	30.511	83.5	2:41.270	12	50.815	114.5	1:20.232	125.0	29.719	81.9	2:40.766
3	50.182	115.1	1:20.369	123.4	30.752	82.4	2:41.303	13	49.827	116.7	2:26.409	122.5	30.392	84.5	3:46.628 P
4	49.943	116.5	1:20.738	123.8	30.434	77.5	2:41.115	14	50.176	117.3	1:19.127	124.5	31.160	75.6	2:40.463
5	50.871	114.5	1:20.142	124.3	30.155	83.2	2:41.168	15	50.215	117.1	1:19.148	125.7	30.547	81.7	2:39.910
6	49.177	117.1	1:19.725	124.3	30.435	84.9	2:39.337	16	49.352	118.4	1:19.347	125.7	30.122	85.4	2:38.821
7	49.038	114.9	1:19.578	124.3	30.293	84.5	2:38.909	17	50.145	116.7	1:20.159	126.6	30.094	86.5	2:40.398
8	49.234	111.7	1:20.435	123.8	30.437	84.8	2:40.106	18	49.207	116.9	1:19.683	125.4	30.100	84.6	2:38.990
9	48.942	113.0	1:19.639	125.0	30.190	79.1	2:38.771	19	49.224	119.0	1:19.995	125.2	29.972	84.2	2:39.191
10	50.308	115.5	1:18.897	125.2	29.685	83.7	2:38.890	20	50.734	114.5	1:19.075	125.7	31.076	73.8	2:40.885

8 John Clark (D)								Jaguar E-Type FHC							
lap	Sect-1	Speed	Sect-2	Speed	Sect-3	Speed	Laptime Pit	lap	Sect-1	Speed	Sect-2	Speed	Sect-3	Speed	Laptime Pit
1		104.7	1:25.661		31.918	82.6	2:54.146	11	49.927	117.5	1:19.883		29.732	87.2	2:39.542
2	50.215	109.3	1:21.034		30.561	84.4	2:41.810	12	52.332	109.7	1:19.391		29.921	86.3	2:41.644
3	49.778	108.2	1:20.349		30.380	84.1	2:40.507	13	51.121	116.3	1:21.729		30.246	83.9	2:43.096
4	49.971	107.0	1:21.491		30.038	85.4	2:41.500	14	49.942	118.1	1:19.640		30.971	79.1	2:40.553
5	49.897	115.7	1:20.275		30.548	85.9	2:40.720	15	50.295	119.4	1:20.218		30.549	83.9	2:41.062
6	48.962	118.6	1:20.269		30.074	85.8	2:39.305	16	50.987	115.3	1:20.667		29.546	87.5	2:41.200
7	49.270	114.7	1:19.778		30.122	86.4	2:39.170	17	50.970	113.6	1:20.929		30.649	85.4	2:42.548
8	49.569	114.5	1:20.425		30.156	86.6	2:40.150	18	50.569	115.7	1:20.841		29.967	84.3	2:41.377
9	49.512	120.9	1:19.393		30.046	84.6	2:38.951	19	51.157	116.7	1:20.108		30.290	86.4	2:41.555
10	51.283	113.4	2:17.563		30.061	84.8	3:38.907 P	20							

11 Schildt-Lockie (C)								Austin Healey 3000							
lap	Sect-1	Speed	Sect-2	Speed	Sect-3	Speed	Laptime Pit	lap	Sect-1	Speed	Sect-2	Speed	Sect-3	Speed	Laptime Pit
1		117.3	1:22.066	125.7	31.218	76.5	2:45.047	8	48.937	120.1	2:50.839	124.0	30.378	85.8	4:10.154 P
2	50.727	114.7	1:20.182	126.4	29.770	85.2	2:40.679	9	48.974	119.4	1:19.083	125.7	29.601	85.8	2:37.658
3	49.355	116.9	1:19.704	125.4	30.032	83.3	2:39.091	10	50.705	119.0	1:18.467	123.8	29.690	83.1	2:38.862
4	49.001	118.6	1:19.687	123.8	30.824	76.1	2:39.512	11	50.067	117.1	1:19.507	124.5	29.905	83.3	2:39.479
5	49.113	116.7	1:20.155	124.5	30.039	82.8	2:39.307	12	49.488	117.5	1:19.385	125.2	30.089	84.7	2:38.962
6	50.248	117.3	1:19.265	124.3	29.615	85.2	2:39.128	13	49.931	113.2	1:40.916	113.7	29.914	77.5	3:00.761
7	48.953	121.1	1:18.515	127.8	29.616	83.9	2:37.084	14							



**Session Start: 09:41:27 - Finish: 10:33:39**  
**Weather/Track Conditions: Bright / Damp**  
**Circuit: Silverstone Historic Grand Prix**  
**Track Length: 5.857 Km - 3.6394 miles**

# Silverstone Classic - 28 - 30 Jul 2017

## Royal Automobile Club Tourist Trophy For Historic Cars (Pre '63 GT)

### Race 14 - Sector Analysis

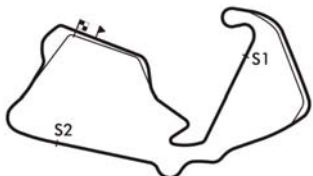
13 Graham Wilson (A)								Lotus Elite							
lap	Sect-1	Speed	Sect-2	Speed	Sect-3	Speed	Laptime Pit	lap	Sect-1	Speed	Sect-2	Speed	Sect-3	Speed	Laptime Pit
1		102.6	1:27.181		31.939	78.7	3:03.648	10	53.195	102.3	1:23.845		30.976	78.9	2:48.016
2	53.654	101.1	1:25.112		31.674	79.4	2:50.440	11	53.814	100.3	1:24.862		31.292	78.9	2:49.968
3					30.949	80.8	2:48.830	12	53.921	101.2	2:26.063		30.875	79.9	3:50.859 P
4	52.599	102.8	1:24.937		30.880	81.1	2:48.416	13	52.674	102.3	1:23.997		31.387	79.6	2:48.058
5	52.162	102.6	1:23.592		31.397	80.0	2:47.151	14	52.192	102.3	1:23.431		1:41.503	43.7	3:57.126
6	52.769	103.6	1:24.522		30.973	80.9	2:48.264	15	57.127	100.6	2:33.004		31.202	78.3	4:01.333 P
7	52.261	102.8	1:23.819		31.553	80.1	2:47.633	16	53.996	102.6	1:24.577		31.156	78.2	2:49.729
8	52.647	102.5	1:23.023		31.471	80.7	2:47.141	17	52.637	102.5	1:24.417		32.046	69.1	2:49.100
9	52.262	102.1	1:24.587		31.674	79.4	2:48.523	18	54.164	103.2	1:24.172		31.842	78.1	2:50.178

16 Lukas Halusa (C)								Ferrari 250 GT							
lap	Sect-1	Speed	Sect-2	Speed	Sect-3	Speed	Laptime Pit	lap	Sect-1	Speed	Sect-2	Speed	Sect-3	Speed	Laptime Pit
1		118.1	1:18.155	126.1	29.636	88.9	2:37.087	11	48.444	122.5	1:15.560	128.3	29.748	73.3	2:33.752
2	48.366	112.2	1:17.284	127.8	28.624	90.9	2:34.274	12	47.241	121.1	1:15.921	128.3	28.751	90.1	2:31.913
3	46.661	117.7	1:16.427	125.7	28.997	90.2	2:32.085	13	47.051	118.1	1:15.577	127.6	28.691	88.5	2:31.319
4	47.147	109.7	1:16.086	127.1	29.000	88.3	2:32.233	14	47.370	122.0	1:15.151	127.1	28.447	90.6	2:30.968
5	47.073	112.6	1:16.833	127.6	29.149	91.1	2:33.055	15	46.987	123.4	1:16.420	125.9	29.064	89.2	2:32.471
6	47.232	117.9	1:15.564	127.3	29.589	90.8	2:32.385	16	46.759	121.6	1:15.963	126.9	29.574	86.6	2:32.296
7	46.587	121.1	1:16.374	126.6	28.480	90.4	2:31.441	17	47.847	120.7	1:16.220	124.7	29.352	88.2	2:33.419
8	47.147	120.9	1:15.311	128.8	30.199	83.8	2:32.657	18	49.024	120.9	1:42.375	126.9	29.299	82.1	3:00.698 P
9	47.501	117.9	1:15.776	128.1	28.664	87.7	2:31.941	19	48.403	120.1	1:15.943	127.3	28.539	89.8	2:32.885
10	47.768	113.6	2:07.332	125.2	29.488	89.8	3:24.588 P	20	47.345	125.2	1:15.541	129.3	28.529	90.3	2:31.415

17 Christopher Milner (D)								Jaguar E-Type							
lap	Sect-1	Speed	Sect-2	Speed	Sect-3	Speed	Laptime Pit	lap	Sect-1	Speed	Sect-2	Speed	Sect-3	Speed	Laptime Pit
1		109.8	1:21.937	131.3	31.609	80.4	2:45.509	11	47.941	118.6	1:16.139	128.1	28.793	87.5	2:32.873
2	50.880	113.9	1:31.150	126.4	30.572	82.4	2:52.602	12	48.476	116.5	1:16.648	129.8	29.343	81.1	2:34.467
3	48.737	118.4	1:19.701	129.1	30.347	81.2	2:38.785	13	48.435	118.4	1:15.729	131.3	28.674	88.0	2:32.838
4	49.448	114.7	1:31.729	130.6	30.276	78.9	2:51.453	14	47.136	118.8	1:16.776	130.8	29.456	86.3	2:33.368
5	49.094	110.6	1:21.106	130.3	30.963	79.8	2:41.163	15	47.370	122.0	1:15.997	131.1	28.868	85.9	2:32.235
6	49.377	123.4	1:19.086	128.8	30.580	80.1	2:39.043	16	48.257	118.6	1:15.906	126.9	29.543	85.8	2:33.706
7	48.270	117.9	1:19.974	130.8	30.530	81.5	2:38.774	17	47.348	115.9	1:15.401	132.9	29.091	82.0	2:31.840
8	51.786	115.9	1:20.385	124.0	31.038	80.5	2:43.209	18	47.417	116.5	1:16.442	132.6	28.767	88.2	2:32.626
9	50.040	116.1	2:17.847	119.6	30.157	87.4	3:38.044 P	19	46.800	123.4	1:15.553	132.9	28.492	86.9	2:30.845
10	48.449	114.3	1:18.457	129.1	29.292	86.3	2:36.198	20	47.205	120.1	1:16.429	131.6	29.541	86.4	2:33.175

18 Marc Gordon (A)								Lotus Elite							
lap	Sect-1	Speed	Sect-2	Speed	Sect-3	Speed	Laptime Pit	lap	Sect-1	Speed	Sect-2	Speed	Sect-3	Speed	Laptime Pit
1		98.4	1:25.974	116.1	32.304	77.8	3:04.351	11	52.051	111.5	1:24.060	119.4	31.169	79.7	2:47.280
2	53.472	103.9	1:24.191	119.2	31.237	79.6	2:48.900	12	52.382	108.2	1:23.251	120.5	31.107	82.3	2:46.740
3				120.7	31.760	80.2	2:48.694	13	53.207	106.5	1:23.515	120.1	31.071	80.6	2:47.793
4	52.560	109.8	1:24.252	119.2	30.912	81.7	2:47.724	14	52.969	103.1	1:23.078	120.9	30.929	78.5	2:46.976
5	51.461	109.3	1:22.747	121.1	32.180	75.5	2:46.388	15	52.043	110.6	1:23.011	120.7	30.632	82.8	2:45.686
6	52.827	109.7	1:23.254	119.6	30.789	80.7	2:46.870	16	51.259	105.0	1:25.030	120.3	30.883	79.6	2:47.172
7	51.508	109.5	1:22.748	120.1	30.833	82.3	2:45.089	17	51.247	110.9	1:25.591	111.3	31.186	82.6	2:48.024
8	51.342	108.9	2:23.124	111.8	31.229	80.5	3:45.695 P	18	51.421	95.9	1:23.617	121.4	31.145	77.1	2:46.183
9	51.877	107.4	1:23.434	120.3	31.012	80.7	2:46.323	19	51.521	113.4	1:22.729	119.6	31.614	82.1	2:45.864
10	53.339	107.2	1:24.421	120.7	30.967	81.7	2:48.727	20							

20 David Hall (D)								Jaguar E-Type							
lap	Sect-1	Speed	Sect-2	Speed	Sect-3	Speed	Laptime Pit	lap	Sect-1	Speed	Sect-2	Speed	Sect-3	Speed	Laptime Pit
1		106.9	1:27.546		33.131	75.8	3:08.450	10	52.546	107.5	1:23.456		31.175	79.1	2:47.177
2	53.788	104.7	1:28.033		33.065	72.0	2:54.886	11	51.496	108.2	1:24.040		33.146	79.6	2:48.682
3					32.534	75.3	2:52.405	12	51.606	110.7	1:23.899		31.562	80.9	2:47.067
4	54.097	107.9	1:26.217		32.522	76.6	2:52.836	13	51.529	110.6	1:23.423		31.649	79.7	2:46.601
5	53.383	105.2	1:26.040		32.293	76.3	2:51.716	14	51.651	110.0	1:24.293		31.643	77.2	2:47.587
6	53.003	108.2	1:25.158		33.258	77.0	2:51.419	15	52.365	111.3	1:23.253		31.899	78.6	2:47.517
7	53.869	106.7	1:25.188		32.078	76.5	2:51.135	16	52.992	108.9	1:24.074		31.707	79.8	2:48.773
8	52.834	108.8	1:24.755		32.606	72.9	2:50.195	17	51.952	109.8	1:23.842		31.588	80.3	2:47.382
9	52.457	108.8	2:33.036		31.711	78.1	3:57.204 P	18	52.944	109.7	1:24.412		32.730	71.3	2:50.086



**Session Start: 09:41:27 - Finish: 10:33:39**  
**Weather/Track Conditions: Bright / Damp**  
**Circuit: Silverstone Historic Grand Prix**  
**Track Length: 5.857 Km - 3.6394 miles**

# Silverstone Classic - 28 - 30 Jul 2017

## Royal Automobile Club Tourist Trophy For Historic Cars (Pre '63 GT)

### Race 14 - Sector Analysis

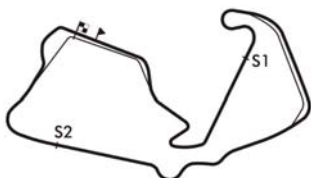
22 Goble-Miller (INV)							Aston Martin DB4										
lap	Sect-1	Speed	Sect-2	Speed	Sect-3	Speed	Laptime	Pit	lap	Sect-1	Speed	Sect-2	Speed	Sect-3	Speed	Laptime	Pit
1		107.4	1:25.784	115.3	32.967	80.4	2:56.190		10	1:27.984	113.7	2:43.983	102.5	36.131	60.6	4:48.098	P
2	51.181	109.7	1:20.625	126.9	31.320	83.4	2:43.126		11	58.066	101.7	1:29.210	108.8	35.520	78.4	3:02.796	
3	50.134	113.6	1:19.644	123.6	31.061	83.1	2:40.839		12	55.719	100.5	1:26.788	116.1	33.912	80.2	2:56.419	
4	49.545	115.5	1:20.600	125.9	30.559	83.5	2:40.704		13	55.449	96.7	1:25.292	115.7	33.982	80.3	2:54.723	
5	51.102	110.2	1:21.091	126.1	31.611	76.5	2:43.804		14	54.130	107.5	1:26.704	106.7	34.616	78.8	2:55.450	
6	50.325	116.9	1:19.623	129.3	31.103	81.0	2:41.051		15	55.254	108.4	1:27.232	110.6	33.872	77.7	2:56.358	
7	50.053	114.9	1:20.524	130.6	30.755	82.1	2:41.332		16	57.765	98.1	1:29.054	109.3	36.040	66.6	3:02.859	
8	51.350	114.5	1:20.425	132.4	31.242	81.7	2:43.017		17	58.925	99.9	1:30.003	110.9	36.154	71.0	3:05.082	
9	50.258	114.5	1:21.122	119.0	31.643		2:43.023		18	54.645	111.7	1:29.103	109.3	34.778	75.6	2:58.526	

26 Ellis-Bos (B)							MG MGA Twin Cam										
lap	Sect-1	Speed	Sect-2	Speed	Sect-3	Speed	Laptime	Pit	lap	Sect-1	Speed	Sect-2	Speed	Sect-3	Speed	Laptime	Pit
1		94.4	1:25.424		31.877	78.7	2:59.546		11	53.514	108.4	1:23.719		31.662	81.0	2:48.895	
2	53.075	101.5	1:25.413		32.045	81.0	2:50.533		12	52.463	102.0	1:23.671		31.334	82.0	2:47.468	
3					31.250	81.3	2:48.935		13	51.805	108.1	1:22.664		31.450	80.7	2:45.919	
4	51.729	105.0	1:22.784		31.242	79.5	2:45.755		14	51.947	108.8	1:23.211		32.470	80.2	2:47.628	
5	51.876	107.7	1:23.007		31.868	79.9	2:46.751		15	51.932	108.9	1:23.184		31.436	80.2	2:46.552	
6	52.730	107.0	1:22.833		31.150	79.3	2:46.713		16	52.296	108.2	1:22.203		30.797	81.2	2:45.296	
7	51.627	95.2	2:45.025		33.361	77.9	4:10.013	P	17	51.740	109.1	1:23.358		31.895	68.9	2:46.993	
8	52.119	106.7	1:23.648		31.932	80.2	2:47.699		18	52.394	108.4	1:23.267		31.366	80.3	2:47.027	
9	51.951	104.2	1:22.836		31.780	80.2	2:46.567		19	53.190	106.5	1:22.932		31.465	80.7	2:47.587	
10	51.733	104.2	1:24.276		31.876	77.5	2:47.885		20								

27 Daniell-Ellis (B)							MG MGA Twin Cam										
lap	Sect-1	Speed	Sect-2	Speed	Sect-3	Speed	Laptime	Pit	lap	Sect-1	Speed	Sect-2	Speed	Sect-3	Speed	Laptime	Pit
1		100.2	1:27.898	106.7	32.143	75.1	3:08.956		10	55.052	99.3	1:25.716	105.2	31.504	79.3	2:52.272	
2	54.958	101.5	1:27.754	107.4	31.036	75.7	2:53.748		11	53.786	98.4	1:25.855		31.201	79.4	2:50.842	
3				106.7	31.333	76.6	2:48.950		12	53.777	99.6	1:25.884	104.7	31.243	79.0	2:50.904	
4	53.331	102.0	1:24.946	105.7	30.528	79.0	2:48.805		13	56.424	96.1	1:26.024	104.5	31.951	79.1	2:54.399	
5	52.542	101.4	1:25.332	105.8	1:10.958	46.7	3:28.832		14	54.515	95.5	1:26.305	104.4	31.484	79.0	2:52.304	
6	56.266	99.1	1:26.280	104.4	31.461	75.7	2:54.007		15	54.368	95.3	1:25.644	103.6	31.378	79.0	2:51.390	
7	53.970	100.3	1:25.296	105.2	30.793	77.5	2:50.059		16	53.274	98.5	1:25.462		31.559	80.1	2:50.295	
8	53.139	100.5	1:24.738		31.659	78.9	2:49.536		17	54.978	95.9	1:25.973	102.9	31.264	76.1	2:52.215	
9	53.828	100.9	3:01.013		32.094	79.3	4:26.935	P	18	54.995	96.7	1:26.051	99.1	32.202	74.8	2:53.248	

28 Michael Gans (A)							Lotus Elite										
lap	Sect-1	Speed	Sect-2	Speed	Sect-3	Speed	Laptime	Pit	lap	Sect-1	Speed	Sect-2	Speed	Sect-3	Speed	Laptime	Pit
1		105.0	1:24.975	105.5	30.250	79.6	2:51.241		11	49.902	106.7	1:20.328	111.8	29.415	82.0	2:39.645	
2	50.304	106.4	1:20.806	113.0	29.137	81.1	2:40.247		12	50.967	106.9	2:08.530	112.0	31.748	72.5	3:31.245	P
3	49.501	108.1	1:20.241		29.303	82.1	2:39.045		13	51.024	106.2	1:20.638	111.7	29.864	80.6	2:41.526	
4	50.921	104.0	1:20.708	111.3	29.451	81.4	2:41.080		14	50.330	107.5	1:21.456	111.7	29.297	82.5	2:41.083	
5	50.523	105.8	1:21.689	111.7	29.332	82.3	2:41.544		15	49.729	106.4	1:19.974	112.0	30.245	80.2	2:39.948	
6	49.941	105.4	1:21.066	110.0	29.286	82.0	2:40.293		16	50.394	106.7	1:20.078	112.8	29.811	77.9	2:40.283	
7	50.289	106.2	1:20.773	110.9	29.319	82.2	2:40.381		17	52.256	106.4	1:20.888	112.6	29.199	82.6	2:42.343	
8	50.748	104.5	1:21.309	111.7	29.332	82.7	2:41.389		18	50.911	106.2	1:20.541	112.0	29.244	82.3	2:40.696	
9	49.829	106.2	1:20.483	111.8	30.983	81.8	2:41.295		19	50.035	106.0	1:22.151	112.6	29.386	78.7	2:41.572	
10	52.085	108.1	1:21.752	112.2	29.392	83.7	2:43.229		20	51.747	106.5	1:20.487	113.2	30.028	80.4	2:42.262	

29 Nicholas James (INV)							Fletcher Ogle SX1000										
lap	Sect-1	Speed	Sect-2	Speed	Sect-3	Speed	Laptime	Pit	lap	Sect-1	Speed	Sect-2	Speed	Sect-3	Speed	Laptime	Pit
1		100.0	1:27.356		32.845	76.1	3:10.284		10	54.154	95.6	1:25.129		31.966	75.7	2:51.249	
2	54.502	99.7	1:27.384	108.9	33.847	74.5	2:55.733		11	53.668	100.5	1:24.965	102.1	32.134	68.5	2:50.767	
3	54.486	100.9	1:26.831	107.9	31.907	77.9	2:53.224		12	54.368	100.0	1:24.328	103.9	31.058	75.9	2:49.754	
4	53.750	101.7	1:25.476	107.7	31.534	77.1	2:50.760		13	53.963	101.5	1:24.846		31.174	72.5	2:49.983	
5	53.865	102.3	1:25.815	107.7	31.698	77.6	2:51.378		14	54.332	102.1	1:24.129	104.2	30.868	78.8	2:49.329	
6	55.821	102.3	1:23.793		32.431	74.8	2:52.045		15	53.187	99.7	1:24.893	104.2	30.974	76.8	2:49.054	
7	53.969	101.4	1:26.166		32.527	79.0	2:52.662		16	53.500	100.6	1:24.711	100.8	31.509	77.8	2:49.720	
8	53.863	101.1	3:00.310	103.9	31.301	77.6	4:25.474	P	17	53.079	100.2	1:26.493	106.2	31.029	75.3	2:50.601	
9	53.219	100.9	1:26.266	104.7	30.964	78.4	2:50.449		18	54.381	100.5	1:52.279	103.7	31.346	77.0	3:18.006	



Session Start: 09:41:27 - Finish: 10:33:39

Weather/Track Conditions: Bright / Damp

Circuit: Silverstone Historic Grand Prix

Track Length: 5.857 Km - 3.6394 miles





# Silverstone Classic - 28 - 30 Jul 2017

## Royal Automobile Club Tourist Trophy For Historic Cars (Pre '63 GT)

### Race 14 - Sector Analysis

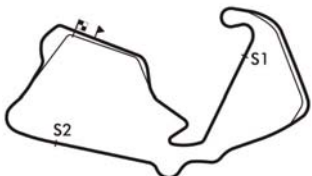
30 Michael Birch (A)								Lotus Elite S2							
lap	Sect-1	Speed	Sect-2	Speed	Sect-3	Speed	Laptime Pit	lap	Sect-1	Speed	Sect-2	Speed	Sect-3	Speed	Laptime Pit
1		92.4	1:27.838		31.226	78.9	3:01.485	11	54.498	100.5	1:23.524	105.2	30.209	81.6	2:48.231
2	54.069	100.5	1:24.513	108.1	31.449	80.3	2:50.031	12	52.479	100.0	1:24.021	104.7	30.258	82.2	2:46.758
3				106.4	31.147	81.7	2:49.740	13	52.082	101.1	1:23.553	105.2	30.334	81.7	2:45.969
4	52.818	97.7	1:24.428	106.0	30.600	82.2	2:47.846	14	53.812	99.7	1:23.784	104.7	30.318	81.8	2:47.914
5	52.570	101.7	1:24.562	106.0	31.181	75.9	2:48.313	15	51.719	101.1	1:24.420	104.7	32.091	78.9	2:48.230
6	53.167	100.8	1:24.139	106.2	30.447	82.2	2:47.753	16	53.474	99.0	1:23.944	104.4	30.521	80.1	2:47.939
7	52.339	102.0	1:24.005	103.9	30.554	80.9	2:46.898	17	52.304	99.6	1:24.254	105.5	30.957	78.5	2:47.515
8	52.989	99.9	1:24.125	105.2	30.866	82.4	2:47.980	18	52.672	100.5	1:24.865	105.5	30.822	80.7	2:48.359
9	51.963	100.5	2:29.377	96.4	31.443	80.8	3:52.783 P	19	52.788	99.6	1:24.097	104.5	31.006	81.3	2:47.891
10	52.243	100.2	1:24.532	107.2	31.520	71.7	2:48.295	20							

31 Vandyk-Wilks (B)								MG MGA Twin Cam							
lap	Sect-1	Speed	Sect-2	Speed	Sect-3	Speed	Laptime Pit	lap	Sect-1	Speed	Sect-2	Speed	Sect-3	Speed	Laptime Pit
1		91.3	1:35.567	99.0	37.680	63.2	3:35.553	9	59.265	93.1	1:34.181	96.7	35.988	64.7	3:09.434
2	1:00.272	93.6	1:35.377	99.7	36.757	65.5	3:12.406	10	58.466	91.8	1:32.777	99.7	35.322	70.0	3:06.565
3				98.5	37.308	66.8	3:13.519	11	58.424	94.7	1:33.172	99.7	36.419	65.0	3:08.015
4	1:00.220	90.4	1:38.285	94.1	37.418	67.9	3:15.923	12	58.858	93.5	1:33.794	99.6	34.561	70.8	3:07.213
5	1:00.747	92.6	1:36.425	100.3	37.073	66.0	3:14.245	13	57.952	95.7	1:33.923	98.8	35.508	71.2	3:07.383
6	1:00.514	86.0	3:43.601	96.3	37.712	67.6	5:21.827 P	14	1:01.408	88.0	1:35.872	97.5	39.099	63.6	3:16.379
7	58.993	92.7	1:34.384	98.1	36.921	72.6	3:10.298	15	1:02.357	90.6	1:33.599	98.4	35.007	71.9	3:10.963
8	58.847	88.8	1:35.065	97.4	35.770	72.2	3:09.682	16	58.512	92.6	1:34.900	99.3	35.782	67.4	3:09.194

32 Clegg Cha-Clegg Chr (INV)								Austin Healey Sebring Sprite							
lap	Sect-1	Speed	Sect-2	Speed	Sect-3	Speed	Laptime Pit	lap	Sect-1	Speed	Sect-2	Speed	Sect-3	Speed	Laptime Pit
1		100.9	1:28.136	109.3	32.196	78.3	3:08.640	10	53.708	101.5	1:27.029	108.8	31.392	80.5	2:52.129
2	54.247	97.7	1:26.618	110.0	31.057	81.9	2:51.922	11	53.530	102.1	3:19.984	101.4	40.973	65.9	4:54.487 P
3				109.7	32.186	77.9	2:50.892	12	59.925	94.1	1:35.762	101.8	37.503	66.6	3:13.190
4	52.551	103.9	1:25.083	108.4	30.896	81.4	2:48.530	13	1:02.570	84.0	1:40.689	94.4	38.432	61.6	3:21.691
5	51.978	102.3	1:24.551	108.4	30.830	82.7	2:47.359	14	1:02.960	84.3	1:40.509	90.8	38.607	64.8	3:22.076
6	52.266	102.0	1:24.611	107.5	31.041	80.4	2:47.918	15	1:03.060	83.8	1:39.867	92.6	41.101	63.2	3:24.028
7	52.934	102.3	1:24.007	108.9	30.845	81.2	2:47.786	16	1:02.922	91.4	1:43.145	89.0	40.628	61.4	3:26.695
8	52.498	104.2	1:23.703	108.8	31.543	81.0	2:47.744	17	1:02.824	89.8	1:40.009	97.4	39.333	61.0	3:22.166
9	52.837	102.9	1:24.352	109.3	32.454	78.5	2:49.643	18							

34 Castalidini-Sadler (A)								Lotus Elite							
lap	Sect-1	Speed	Sect-2	Speed	Sect-3	Speed	Laptime Pit	lap	Sect-1	Speed	Sect-2	Speed	Sect-3	Speed	Laptime Pit
1		95.7	1:29.454	103.7	33.370	74.0	3:08.688	10	53.203	97.4	1:25.528	103.6	31.719	80.3	2:50.450
2	56.317	97.3	1:27.252	106.0	32.932	78.7	2:56.501	11	52.975	97.3	1:24.618	103.1	31.983	81.8	2:49.576
3	54.579	96.1	1:26.226	105.5	31.993	79.2	2:52.798	12	52.305	97.3	1:24.676	103.9	32.182	81.0	2:49.163
4	53.617	98.5	1:24.986	105.4	32.051	76.3	2:50.654	13	52.760	98.5	1:42.900	95.9	31.960	81.8	3:07.620
5	53.145	97.8	1:23.739	104.2	31.762	71.4	2:48.646	14	53.399	98.8	1:24.568	102.8	32.849	78.7	2:50.816
6	53.563	97.3	1:25.649	103.1	31.313	79.6	2:50.525	15	54.422	95.9	1:25.605	102.3	31.295	81.0	2:51.322
7	52.917	97.0	1:25.505	103.6	31.300	74.6	2:49.722	16	52.524	97.8	1:24.672	105.7	31.822	78.5	2:49.018
8	53.244	97.0	1:25.423	101.8	32.144	80.5	2:50.811	17	55.106	97.3	1:25.408	103.9	31.957	81.8	2:52.471
9	52.744	96.4	2:31.791	103.7	31.829	80.4	3:56.364 P	18	53.362	97.1	1:23.861	103.7	30.890	81.6	2:48.113

35 Bromley S-Bromley J (B)								TVR Grantura IIa							
lap	Sect-1	Speed	Sect-2	Speed	Sect-3	Speed	Laptime Pit	lap	Sect-1	Speed	Sect-2	Speed	Sect-3	Speed	Laptime Pit
1		92.6	1:27.677		34.056	70.3	3:19.442	10	54.689	96.4	3:35.123		33.001	78.5	5:02.813 P
2	56.016	94.7	1:28.455		33.308	77.0	2:57.779	11	54.755	98.3	1:26.571		31.851	78.7	2:53.177
3	54.180	89.4	1:28.048		32.962	76.1	2:55.190	12	54.114	95.3	1:26.452		31.582	79.2	2:52.148
4	55.320	95.1	1:26.387		31.192	77.4	2:52.899	13	53.644	95.7	1:27.213		32.744	76.9	2:53.601
5	53.655	96.8	1:26.501		31.255	77.5	2:51.411	14	54.754	94.5	1:28.446		32.708	77.9	2:55.908
6	53.938	97.1	1:26.087		30.994	78.2	2:51.019	15	57.680	94.3	1:27.965		31.934	79.0	2:57.579
7	53.850	97.5	1:26.435		30.980	75.6	2:51.265	16	54.674	97.0	1:27.764		31.725	77.9	2:54.163
8	54.675	96.6	1:25.955		31.036	78.3	2:51.666	17	54.783	98.0	1:27.439		31.934	78.1	2:54.156
9	54.218	96.1	1:27.414		31.368	78.6	2:53.000	18	55.074	98.3	1:27.194		32.631	76.8	2:54.899



**Session Start: 09:41:27 - Finish: 10:33:39**  
**Weather/Track Conditions: Bright / Damp**  
**Circuit: Silverstone Historic Grand Prix**  
**Track Length: 5.857 Km - 3.6394 miles**

# Silverstone Classic - 28 - 30 Jul 2017

## Royal Automobile Club Tourist Trophy For Historic Cars (Pre '63 GT)

### Race 14 - Sector Analysis

36 John Davison (A)								Lotus Elite							
lap	Sect-1	Speed	Sect-2	Speed	Sect-3	Speed	Laptime Pit	lap	Sect-1	Speed	Sect-2	Speed	Sect-3	Speed	Laptime Pit
1		103.7	1:23.546	108.9	29.910	80.4	2:47.914	11	51.272	104.0	1:22.509	109.3	29.184	82.4	2:42.965
2	51.147	104.4	1:22.253	108.1	29.218	81.7	2:42.618	12	50.664	103.1	1:20.670	108.1	29.200	81.2	2:40.534
3	50.017	103.9	1:20.585	109.7	29.726	81.7	2:40.328	13	52.205	103.4	1:24.808	108.4	30.115	76.8	2:47.128
4	50.963	103.1	1:20.577	111.1	29.461	81.8	2:41.001	14	50.530	104.5	1:23.848	108.4	31.144	76.4	2:45.522
5	50.600	104.5	1:21.809	108.6	29.270	82.1	2:41.679	15	51.656	103.2	1:20.679	107.2	29.535	79.7	2:41.870
6	49.869	104.5	1:20.963	108.8	29.346	82.1	2:40.178	16	50.878	101.7	1:20.990	106.5	29.085	82.1	2:40.953
7	50.533	104.5	1:20.750	109.1	29.172	82.2	2:40.455	17	50.304	102.1	1:21.601	106.7	30.603	80.8	2:42.508
8	50.755	102.8	2:31.437	107.2	29.221	82.1	3:51.413 P	18	50.850	103.2	1:21.046	108.2	29.171	82.4	2:41.067
9	50.388	102.8	1:21.127	107.7	29.608	82.0	2:41.123	19	50.308	102.3	1:21.319	107.0	29.450	81.8	2:41.077
10	50.488	102.8	1:21.177	110.9	30.598	77.4	2:42.263	20							

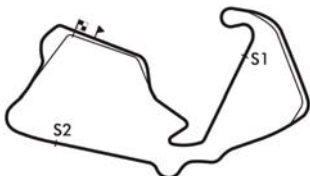
37 Nagamatsu-McClurg (INV)								Porsche 356 Speedster							
lap	Sect-1	Speed	Sect-2	Speed	Sect-3	Speed	Laptime Pit	lap	Sect-1	Speed	Sect-2	Speed	Sect-3	Speed	Laptime Pit
1	Out	64.8	25:18.278	80.4	40.591	64.6	27:28.003 P	2							

38 Young Jo-Young Ja (D)								Jaguar E-Type							
lap	Sect-1	Speed	Sect-2	Speed	Sect-3	Speed	Laptime Pit	lap	Sect-1	Speed	Sect-2	Speed	Sect-3	Speed	Laptime Pit
1		110.2	1:21.903		31.002	75.9	2:45.343	11	49.185	119.2	1:18.141		29.356	83.6	2:36.682
2	49.697	112.8	1:20.090		29.819	82.6	2:39.606	12	49.227	114.5	2:01.311		30.762	84.0	3:21.300 P
3	49.483	112.8	1:17.554		29.403	84.6	2:36.440	13	49.966	97.7	1:18.834		29.948	87.6	2:38.748
4	48.289	119.6	1:17.886		29.201	87.8	2:35.376	14	48.376	116.5	1:18.324		31.494	73.7	2:38.194
5	49.422	116.5	1:17.208		30.389	80.8	2:37.019	15	50.173	108.8	1:20.117		30.181	84.6	2:40.471
6	49.137	116.1	1:18.468		29.688	81.9	2:37.293	16	49.993	111.7	1:18.798		29.895	85.6	2:38.686
7	49.587	116.5	1:18.256		29.564	86.9	2:37.407	17	48.369	114.3	1:18.865		29.892	84.3	2:37.126
8	49.566	115.5	1:18.058		29.794	82.6	2:37.418	18	48.524	113.2	1:18.771		30.135	79.0	2:37.430
9	49.279	114.9	1:18.592		30.510	79.5	2:38.381	19	48.937	108.2	1:18.438		30.241	84.0	2:37.616
10	49.659	118.1	1:18.562		29.934	85.3	2:38.155	20	49.109	103.9	1:19.400		30.446	83.8	2:38.955

39 John Emberson (B)								Morgan +4 Supersports							
lap	Sect-1	Speed	Sect-2	Speed	Sect-3	Speed	Laptime Pit	lap	Sect-1	Speed	Sect-2	Speed	Sect-3	Speed	Laptime Pit
1		106.2	1:25.563		32.308	79.2	2:58.030	10	51.271	103.2	1:26.467		30.916	79.6	2:48.654
2	53.354	102.9	1:25.407		31.556	80.9	2:50.317	11	51.017	105.0	1:23.964		30.995	79.8	2:45.976
3					31.093	81.5	2:51.057	12	51.136	104.4	1:24.080		31.120	80.5	2:46.336
4	52.212	106.2	1:23.213		30.942	81.3	2:46.367	13	51.620	102.1	2:22.559		30.833	79.4	3:45.012 P
5	52.438	106.0	1:22.290		31.421	81.2	2:46.149	14	51.798	103.2	1:24.065		30.976	79.8	2:46.839
6	52.916	105.0	1:23.581		31.323	81.7	2:47.820	15	52.060	103.4	1:24.329		31.957	79.1	2:48.346
7	51.206	104.0	1:23.448		31.092	81.2	2:45.746	16	51.957	103.1	1:23.905		31.341	80.1	2:47.203
8	51.285	104.2	1:23.754		31.283	79.5	2:46.322	17	52.225	102.5	1:24.811		31.177	79.4	2:48.213
9	51.340	104.2	1:24.588		31.277	79.8	2:47.205	18	52.760	101.7	1:31.458		34.059	68.8	2:58.277

40 Kirkaldy-Watson (D)								Jaguar E-Type							
lap	Sect-1	Speed	Sect-2	Speed	Sect-3	Speed	Laptime Pit	lap	Sect-1	Speed	Sect-2	Speed	Sect-3	Speed	Laptime Pit
1		109.5	1:18.642	129.8	29.607	85.8	2:37.791	11	47.266	120.5	1:16.746	131.3	28.854	85.6	2:32.866
2	47.853	119.6	1:19.864		29.012	85.8	2:36.729	12	48.710	116.9	1:16.837	131.3	29.062	87.2	2:34.609
3	47.414	115.3	1:17.545		28.922	86.5	2:33.881	13	47.470	116.5	1:17.134	130.6	28.930	85.2	2:33.534
4	47.727	111.8	1:18.182	130.1	29.243	86.4	2:35.152	14	48.208	118.1	1:17.291	129.1	29.180	87.2	2:34.679
5	47.694	117.3	1:17.331	130.8	29.089	87.6	2:34.114	15	48.069	116.3	1:18.260		29.054	86.4	2:35.383
6	47.443	117.3	1:16.921	130.3	28.824	86.4	2:33.188	16	47.931	115.9	1:16.369	131.1	29.153	84.9	2:33.453
7	47.948	118.4	1:16.909	130.6	28.999	85.7	2:33.856	17	48.177	117.5	1:16.931	130.1	28.863	85.8	2:33.971
8	48.278	111.3	2:21.642		29.360	86.1	3:39.280 P	18	47.669	120.1	1:17.197	130.8	28.677	87.7	2:33.543
9	47.792	118.6	1:16.233	132.1	28.779	87.0	2:32.804	19	48.196	116.3	1:18.828	127.8	28.947	87.0	2:35.971
10	49.508	119.8	1:16.523	131.8	28.929	87.7	2:34.960	20	47.705	115.7	1:17.857	130.6	29.217	84.9	2:34.779

42 Fisken-Henderson (D)								Jaguar E-Type							
lap	Sect-1	Speed	Sect-2	Speed	Sect-3	Speed	Laptime Pit	lap	Sect-1	Speed	Sect-2	Speed	Sect-3	Speed	Laptime Pit
1		107.7	1:21.523		31.209	80.8	2:45.911	4	49.259	108.4	1:19.173		30.539	74.9	2:38.971
2	51.470	109.3	1:19.887		29.836	84.2	2:41.193	5	49.725	116.5	1:19.111		30.317	81.9	2:39.153
3	50.051	109.5	1:19.578		29.207	85.5	2:38.836	6	50.140	117.5	1:20.754		30.607	80.9	2:41.501



Session Start: 09:41:27 - Finish: 10:33:39

Weather/Track Conditions: Bright / Damp

Circuit: Silverstone Historic Grand Prix

Track Length: 5.857 Km - 3.6394 miles

# Silverstone Classic - 28 - 30 Jul 2017

## Royal Automobile Club Tourist Trophy For Historic Cars (Pre '63 GT)

### Race 14 - Sector Analysis

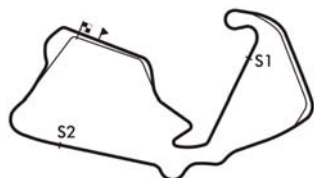
43 Verhofstadt-Spagg (INV)							Aston Martin DB2/4										
lap	Sect-1	Speed	Sect-2	Speed	Sect-3	Speed	Laptime	Pit	lap	Sect-1	Speed	Sect-2	Speed	Sect-3	Speed	Laptime	Pit
1		78.4	1:45.516		41.280	60.5	3:56.112		7	1:09.966	64.0	8:58.321		42.843	59.8	10:51.130	P
2	1:05.041	88.9	1:39.782		39.907	60.7	3:24.730		8	1:09.492	59.0	1:47.687		44.770	57.6	3:41.949	
3	1:04.134	86.4	1:41.029		40.201	60.2	3:25.364		9	1:09.794	72.2	1:44.986		44.813	57.2	3:39.593	
4	1:02.966	89.1	1:40.243		39.567	63.2	3:22.776		10	1:10.017	75.5	1:44.373		43.089	56.9	3:37.479	
5	1:05.920	88.1	1:39.024		40.149	62.7	3:25.093		11	1:07.486	76.6	1:43.090		43.988	58.1	3:34.564	
6	1:01.421	90.7	9:35.613		44.737	59.3	11:21.771	P	12								

44 Gareth Burnett (B)							Porsche 356 Pre-A										
lap	Sect-1	Speed	Sect-2	Speed	Sect-3	Speed	Laptime	Pit	lap	Sect-1	Speed	Sect-2	Speed	Sect-3	Speed	Laptime	Pit
1		96.8	1:24.078		31.652		2:57.636		11	50.885	105.2	1:26.435		30.954		2:48.274	
2	52.738	103.7	1:24.644		30.954		2:48.336		12	50.318	107.9	1:21.055		30.531		2:41.904	
3	50.165	100.9	1:20.741		30.261		2:41.167		13	50.529	105.2	1:21.888		30.636		2:43.053	
4	49.893	110.0	1:21.281		30.662		2:41.836		14	50.486	106.0	1:20.679		30.186		2:41.351	
5	50.098	95.1	1:22.284		30.333		2:42.715		15	50.574	108.2	1:21.562		31.160		2:43.296	
6	50.603	102.5	1:21.229		30.394	84.2	2:42.226		16	49.930	105.4	1:21.324		31.413		2:42.667	
7	50.085	106.5	2:18.613		30.573	81.4	3:39.271	P	17	49.943	108.2	1:21.523		30.923		2:42.389	
8	50.028	108.4	1:20.656		30.757		2:41.441		18	50.847	106.2	1:21.065		31.812		2:43.724	
9	49.683	106.9	1:21.652		30.808	81.7	2:42.143		19	49.572	106.9	1:21.719		30.997		2:42.288	
10	51.104	106.7	1:21.326		31.065		2:43.495		20								

49 Andrew Beaumont (A)							Lotus Elite S2										
lap	Sect-1	Speed	Sect-2	Speed	Sect-3	Speed	Laptime	Pit	lap	Sect-1	Speed	Sect-2	Speed	Sect-3	Speed	Laptime	Pit
1		100.5	1:26.843		31.766	76.6	3:02.791		11	51.846	104.2	2:38.393	104.0	31.190	80.0	4:01.429	P
2	55.243	97.5	1:26.869		31.689	79.0	2:53.801		12	51.928	102.5	1:23.658		30.863	77.9	2:46.449	
3				108.1	31.278	78.8	2:50.516		13	52.757	102.6	1:22.930		30.348	81.2	2:46.035	
4	52.510	103.2	1:24.129	109.7	30.944	79.5	2:47.583		14	51.906	102.6	1:24.066	108.4	30.589	80.9	2:46.561	
5	53.168	101.7	1:24.242	107.0	31.666	74.5	2:49.076		15	51.775	103.2	1:24.892		33.148	77.0	2:49.815	
6	54.134	93.9	1:26.577		31.745	81.0	2:52.456		16	52.806	102.8	1:25.906		30.623	80.1	2:49.335	
7	52.270	104.2	1:23.177	107.9	31.045	79.7	2:46.492		17	52.803	105.0	1:23.553	108.9	30.926	81.2	2:47.282	
8	52.545	103.9	1:23.942		32.306	81.9	2:48.793		18	52.031	103.1	1:23.064		32.410	80.9	2:47.505	
9	53.089	104.2	1:23.965		34.484	67.6	2:51.538		19	54.384	103.6	1:26.187	107.4	30.523	81.5	2:51.094	
10	53.852	102.6	1:27.032		30.947	79.0	2:51.831		20								

50 Dutton-Chudecki (A)							TVR Grantura Mk2 Lightweight										
lap	Sect-1	Speed	Sect-2	Speed	Sect-3	Speed	Laptime	Pit	lap	Sect-1	Speed	Sect-2	Speed	Sect-3	Speed	Laptime	Pit
1		104.9	1:26.639		32.989	78.3	3:14.701		10	55.677	90.4	1:29.103		35.140	74.3	2:59.920	
2	53.672	103.9	1:24.725	111.7	33.564	76.3	2:51.961		11	55.289	88.9	1:30.467		34.664	73.8	3:00.420	
3	54.130	97.3	1:25.703		32.294	80.5	2:52.127		12	56.492	99.7	1:30.192		34.633	73.8	3:01.317	
4	53.455	104.5	1:24.682		32.047	76.4	2:50.184		13	55.660	92.8	1:30.142	102.6	34.547	75.1	3:00.349	
5	53.631	102.1	1:25.371		32.645	74.8	2:51.647		14	55.476	96.8	1:30.191	105.5	35.126	75.1	3:00.793	
6	54.700	105.5	1:24.408	110.2	32.941	77.5	2:52.049		15	1:17.607	94.9	1:29.224		35.700	72.4	3:22.531	
7	54.002	98.8	1:25.727		32.765	79.5	2:52.494		16	56.528	94.0	1:30.244	104.5	35.770	69.2	3:02.542	
8	1:03.617	101.2	3:31.354		35.520	74.1	5:10.491	P	17	55.537	97.0	1:29.827		34.969	72.5	3:00.333	
9	57.406	93.6	1:31.610	100.6	35.257	73.7	3:04.273		18								

51 Fabrice Perruchot (A)							Lotus Elite										
lap	Sect-1	Speed	Sect-2	Speed	Sect-3	Speed	Laptime	Pit	lap	Sect-1	Speed	Sect-2	Speed	Sect-3	Speed	Laptime	Pit
1		94.9	1:31.541	107.0	35.469	72.5	3:27.225		10	53.484	104.0	3:12.405	105.2	32.679	78.8	4:38.568	P
2	56.399	95.3	1:29.679	107.4	34.205	75.7	3:00.283		11	55.963	102.1	1:28.101	106.7	33.979	72.6	2:58.043	
3	55.440	101.1	1:28.317	107.2	33.216	77.2	2:56.973		12	54.725	103.4	1:30.705	107.7	33.882	68.0	2:59.312	
4	54.620	96.6	1:31.969	103.2	33.657	75.0	3:00.246		13	58.743	102.3	1:29.326	107.4	33.000	70.5	3:01.069	
5	57.896	99.3	1:29.363	107.4	34.139	72.0	3:01.398		14	55.243	102.9	1:26.647	107.0	33.476	68.8	2:55.366	
6	55.820	102.1	1:26.381	110.9	33.260	77.0	2:55.461		15	55.341	92.2	1:33.308	107.2	34.637	65.2	3:03.286	
7	56.905	102.0	1:27.826	107.7	32.738	75.1	2:57.469		16	57.471	100.3	1:28.876	109.5	33.580	70.8	2:59.927	
8	54.517	103.1	1:27.448	108.8	34.133	71.0	2:56.098		17	57.692	102.3	1:28.187	107.4	33.006	70.0	2:58.885	
9	55.730	104.2	1:27.717	105.4	34.001	72.2	2:57.448		18								



**Session Start: 09:41:27 - Finish: 10:33:39**  
**Weather/Track Conditions: Bright / Damp**  
**Circuit: Silverstone Historic Grand Prix**  
**Track Length: 5.857 Km - 3.6394 miles**

# Silverstone Classic - 28 - 30 Jul 2017

## Royal Automobile Club Tourist Trophy For Historic Cars (Pre '63 GT)

### Race 14 - Sector Analysis

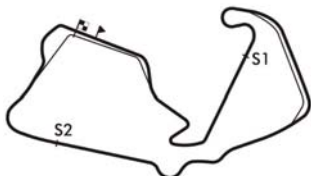
53 Bason E-Bason P (A)								Lotus Elite S2							
lap	Sect-1	Speed	Sect-2	Speed	Sect-3	Speed	Laptime Pit	lap	Sect-1	Speed	Sect-2	Speed	Sect-3	Speed	Laptime Pit
1		98.3	1:25.763		31.419	78.7	3:00.560	11	50.870	107.5	2:39.287		33.100	75.1	4:03.257 P
2	53.994	98.8	1:24.504		31.342	82.4	2:49.840	12	53.992	105.7	1:25.999		34.312	75.8	2:54.303
3					30.576	82.1	2:45.689	13	56.906	102.5	1:28.494		32.387	78.1	2:57.787
4	54.156	106.5	1:22.791		31.103	75.7	2:48.050	14	52.637	107.9	1:23.784		31.641	79.0	2:48.062
5	51.804	106.2	1:22.982		30.884	78.6	2:45.670	15	53.023	106.9	1:25.636		32.870	76.4	2:51.529
6	52.203	106.7	1:22.810		30.461	83.8	2:45.474	16	55.260	103.6	1:23.842		32.027	81.5	2:51.129
7	50.672	107.9	1:20.867		30.307	83.5	2:41.846	17	54.590	102.0	1:26.171		33.465	69.1	2:54.226
8	50.275	100.2	1:21.935		30.022	83.4	2:42.232	18	53.521	104.5	1:25.613		31.651	80.1	2:50.785
9	50.642	106.5	1:20.755		30.278	83.6	2:41.675	19	53.584	105.8	1:31.993		31.860	79.9	2:57.437
10	50.352	106.4	1:22.266		29.482	83.7	2:42.100	20							

55 Melling-Hall (D)								Jaguar E-Type FHC							
lap	Sect-1	Speed	Sect-2	Speed	Sect-3	Speed	Laptime Pit	lap	Sect-1	Speed	Sect-2	Speed	Sect-3	Speed	Laptime Pit
1		101.1	1:27.125	107.5	33.576	80.2	2:55.521	11	48.802	116.9	1:19.689	124.5	29.311	85.2	2:37.802
2	53.452	103.7	1:25.531	116.3	32.586	81.6	2:51.569	12	47.711	122.0	1:16.736	128.8	29.040	84.1	2:33.487
3				115.9	32.459	79.4	2:48.127	13	48.817	117.7	1:17.338	128.1	28.976	88.0	2:35.131
4	54.009	108.6	1:22.512	117.5	31.989	79.9	2:48.510	14	48.432	120.3	1:16.973	128.6	28.606	87.2	2:34.011
5	52.106	110.0	1:21.874	113.7	31.915	78.1	2:45.895	15	47.562	121.8	1:16.662	128.8	28.954	86.5	2:33.178
6	53.216	98.5	2:23.090	127.8	29.387	84.5	3:45.693 P	16	48.386	120.1	1:16.673	129.1	29.841	85.1	2:34.900
7	48.367	106.9	1:17.572	127.1	28.677	84.1	2:34.616	17	49.039	118.4	1:17.394	127.6	28.706	85.6	2:35.139
8	48.857	116.3	1:18.406	127.8	28.735	86.8	2:35.998	18	48.097	120.9	1:17.494	128.6	29.390	83.6	2:34.981
9	47.705	118.4	1:16.949	128.1	29.970	83.5	2:34.624	19	47.835	120.1	1:17.766	128.3	37.040	58.5	2:42.641
10	48.274	119.0	1:17.039	128.8	28.721	87.5	2:34.034	20	49.770	118.4	1:16.960	129.6	29.394	84.3	2:36.124

57 Richard Woolmer (C)								Austin Healey 3000 Mk1							
lap	Sect-1	Speed	Sect-2	Speed	Sect-3	Speed	Laptime Pit	lap	Sect-1	Speed	Sect-2	Speed	Sect-3	Speed	Laptime Pit
1		112.0	1:22.388	117.7	30.992	79.1	2:45.994	11	48.688	118.1	2:46.454	123.8	29.005	84.8	4:04.147 P
2	51.573	110.9	1:21.621	119.8	29.402	84.2	2:42.596	12	50.519	116.7	1:18.479		29.163	84.9	2:38.161
3	49.405	114.3	1:20.292		29.114	84.5	2:38.811	13	49.739	117.3	1:18.770	123.6	29.300	82.6	2:37.809
4	49.476	113.4	1:19.066		29.783	81.9	2:38.325	14	49.511	117.5	1:19.543		29.162	83.5	2:38.216
5	49.424	114.1	1:19.303		29.709	84.0	2:38.436	15	49.004	116.5	1:18.476	124.3	30.070	78.4	2:37.550
6	50.094	115.5	1:19.819		28.838	84.7	2:38.751	16	49.151	117.1	1:18.188	120.7	29.397	82.4	2:36.736
7	48.586	116.9	1:18.196		29.083	83.2	2:35.865	17	50.644	115.3	1:18.308		29.345	81.9	2:38.297
8	48.702	116.3	1:19.153	124.3	31.020	79.2	2:38.875	18	49.533	117.3	1:18.604	124.7	29.268	80.7	2:37.405
9	49.180	115.3	1:18.848		29.415	84.2	2:37.443	19	50.472	114.1	1:19.398		30.013	84.0	2:39.883
10	49.057	118.6	1:18.317	124.5	29.163	84.6	2:36.537	20							

58 Steve Wright (B)								Porsche							
lap	Sect-1	Speed	Sect-2	Speed	Sect-3	Speed	Laptime Pit	lap	Sect-1	Speed	Sect-2	Speed	Sect-3	Speed	Laptime Pit
1		99.9	1:31.048		34.897	69.8	3:19.288	10	53.509	104.9	1:28.100		35.149	72.5	2:56.758
2	54.530	89.0	1:29.049		34.245	73.8	2:57.824	11	54.317	102.5	2:34.307		33.926	76.8	4:02.550 P
3	53.940	89.5	1:27.565		33.657	73.8	2:55.162	12	53.953	101.1	1:26.276		33.663	75.3	2:53.892
4	1:09.299	101.8	1:29.654		34.334	75.9	3:13.287	13	54.562	102.9	1:27.898		34.874	68.1	2:57.334
5	55.096	102.0	1:28.547		35.130	75.5	2:58.773	14	55.014	94.8	1:29.123		33.790	76.6	2:57.927
6	54.279	100.8	1:27.813		33.861	69.2	2:55.953	15	53.742	103.4	1:29.526		32.804		2:56.072
7	55.865	102.5	1:27.773		33.701	74.5	2:57.339	16	53.843	101.7	1:26.889		32.823	76.7	2:53.555
8	54.004	102.3	1:28.775		33.781	76.0	2:56.560	17	54.358	103.9	1:27.993		33.060	73.0	2:55.411
9	55.630	105.0	1:28.435		33.318	74.4	2:57.383	18	54.185	102.1	1:28.780		33.983	73.2	2:56.948

59 Worthington-Midgley (C)								Austin Healey 3000 Mk3							
lap	Sect-1	Speed	Sect-2	Speed	Sect-3	Speed	Laptime Pit	lap	Sect-1	Speed	Sect-2	Speed	Sect-3	Speed	Laptime Pit
1		95.7	1:27.703	114.5	33.441	80.3	3:06.817	8	52.804	101.8	3:03.497	112.4	32.653	80.1	4:28.954 P
2	53.573	93.2	1:26.470		33.409	80.3	2:53.452	9	52.569	100.8	1:23.223	114.9	32.210	80.1	2:48.002
3				107.9	33.075	81.6	2:50.961	10	52.269	105.2	1:22.994	110.0	32.384	80.6	2:47.647
4	53.591	100.5	1:26.531	108.2	33.408	81.2	2:53.530	11	51.821	102.3	1:23.891	110.7	34.274	72.0	2:49.986
5	53.749	96.1	1:25.198		33.040	81.7	2:51.987	12	53.257	110.4	1:25.066	100.3	33.962	80.3	2:52.285
6	53.434	96.7	1:24.349		32.800	81.3	2:50.583	13	52.827	104.4	1:42.923		33.149	77.9	3:08.899
7	52.765	96.7	1:24.246		32.876	79.6	2:49.887	14	53.353	104.2	1:23.466	116.1	32.858	77.9	2:49.677



Session Start: 09:41:27 - Finish: 10:33:39

Weather/Track Conditions: Bright / Damp

Circuit: Silverstone Historic Grand Prix

Track Length: 5.857 Km - 3.6394 miles

# Silverstone Classic - 28 - 30 Jul 2017

## Royal Automobile Club Tourist Trophy For Historic Cars (Pre '63 GT)

### Race 14 - Sector Analysis

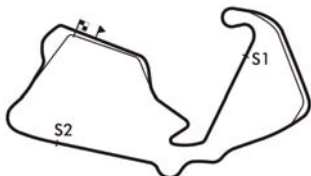
62 Perfetti-Rovelli (A)								Lotus Elite							
lap	Sect-1	Speed	Sect-2	Speed	Sect-3	Speed	Laptime Pit	lap	Sect-1	Speed	Sect-2	Speed	Sect-3	Speed	Laptime Pit
1		94.8	1:27.803	104.7	31.507	75.9	3:01.020	11	52.835	106.4	1:23.040	110.2	29.535	83.2	2:45.410
2	55.188	99.4	1:23.791	109.1	31.278	78.7	2:50.257	12	51.358	105.4	1:20.325	111.5	30.764	80.6	2:42.447
3				109.1	30.674	79.7	2:50.948	13	50.882	106.2	1:26.167	111.1	30.889	80.2	2:47.938
4	52.382	103.9	1:23.295	111.3	30.689	79.5	2:46.366	14	51.211	106.4	1:21.701	112.2	29.811	79.9	2:42.723
5	51.731	105.2	1:21.899	110.6	30.616	81.7	2:44.246	15	53.139	105.4	1:22.310	110.9	29.730	82.4	2:45.179
6	53.155	105.4	1:22.548	110.4	30.490	80.7	2:46.193	16	51.502	107.2	1:21.044	111.5	30.629	81.0	2:43.175
7	50.569	104.4	1:21.853	108.4	29.966	81.9	2:42.388	17	51.558	104.4	1:21.769	109.5	30.540	79.9	2:43.867
8	50.945	104.0	2:49.844	109.1	30.404	77.8	4:11.193 P	18	52.188	105.7	1:22.175	109.8	29.885	82.2	2:44.248
9	51.158	105.5	1:22.735	109.1	29.882	78.9	2:43.775	19	50.748	105.5	1:20.781	110.2	30.722	76.3	2:42.251
10	50.956	106.2	1:21.946	111.5	31.339	76.8	2:44.241	20							

63 Tyzack-Jefferies (A)								Abarth Bialbero							
lap	Sect-1	Speed	Sect-2	Speed	Sect-3	Speed	Laptime Pit	lap	Sect-1	Speed	Sect-2	Speed	Sect-3	Speed	Laptime Pit
1		87.6	1:41.474		38.309	59.9	3:50.090	9	1:09.838	79.1	1:49.302		41.262	63.5	3:40.402
2	1:02.858	88.8	1:37.971		37.813	65.1	3:18.642	10	1:09.293	87.8	1:43.376		39.564	65.3	3:32.233
3	1:01.715	86.9	1:39.114		37.671	66.4	3:18.500	11	1:08.195	89.4	2:35.209		40.608	66.3	4:24.012 P
4	1:02.062	87.8	1:39.026		38.148	54.3	3:19.236	12	1:07.510	88.4	1:46.843		40.534	63.3	3:34.887
5	1:04.825	86.9	2:43.362		41.880	59.5	4:30.067 P	13	1:05.965	88.5	1:42.722		40.427	66.8	3:29.114
6	1:08.210	87.5	1:53.100		42.105	64.8	3:43.415	14	1:04.977	88.7	1:43.616		39.197	63.8	3:27.790
7	1:10.718	80.6	1:50.164		42.253	59.1	3:43.135	15	1:12.904	89.2	1:44.347		39.736	67.2	3:36.987
8	1:11.058	79.6	1:53.482		42.612	63.6	3:47.152	16							

65 Hunt-Blakeney-Edwards (D)								AC Cobra							
lap	Sect-1	Speed	Sect-2	Speed	Sect-3	Speed	Laptime Pit	lap	Sect-1	Speed	Sect-2	Speed	Sect-3	Speed	Laptime Pit
1		108.2	1:19.627	131.8	30.344	82.2	2:41.211	11	47.111	109.8	1:16.238	133.7	29.986	86.9	2:33.335
2	48.558	122.2	1:18.968	132.6	30.661	82.8	2:38.187	12	49.236	120.9	1:16.436	133.7	28.864	86.0	2:34.536
3	48.878	116.1	1:19.134	133.4	30.075	85.7	2:38.087	13	47.583	120.7	1:15.878	135.6	28.775	83.7	2:32.236
4	48.506	124.0	1:19.528	118.8	30.459	85.3	2:38.493	14	47.121	122.0	1:15.876	133.7	29.021	84.9	2:32.018
5	48.723	118.1	1:17.913	125.4	30.807	78.5	2:37.443	15	47.334	119.2	1:16.283	133.7	28.864	89.0	2:32.481
6	48.549	115.9	1:18.196	130.8	30.365	78.4	2:37.110	16	46.977	119.8	1:16.379	135.8	29.124	86.9	2:32.480
7	49.023	112.8	1:59.228	128.8	29.674	87.2	3:17.925 P	17	47.258	124.3	1:16.233	135.6	29.868	86.5	2:33.359
8	49.240	118.6	1:16.590	137.0	28.883	86.8	2:34.713	18	47.507	122.5	1:15.781	138.1	29.829	85.4	2:33.117
9	46.872	114.5	1:15.792	135.3	29.653	81.3	2:32.317	19	48.886	118.1	1:15.924	138.7	29.310	87.4	2:34.120
10	48.682	123.6	1:15.523	135.6	28.778	88.0	2:32.983	20	47.411	120.7	1:17.169	136.1	29.705	83.2	2:34.285

68 Drabble S-Drabble A (C)								Reliant Sabre Six							
lap	Sect-1	Speed	Sect-2	Speed	Sect-3	Speed	Laptime Pit	lap	Sect-1	Speed	Sect-2	Speed	Sect-3	Speed	Laptime Pit
1		98.7	1:28.034		32.409	77.3	3:09.228	10	55.442	97.4	1:27.875		32.800	75.4	2:56.117
2	53.587	101.8	1:28.959		31.830	78.6	2:54.376	11	55.073	96.7	1:28.174	102.5	32.683	76.0	2:55.930
3				107.7	31.877	71.6	2:52.375	12	55.070	97.8	1:42.517		33.024	74.2	3:10.611
4	54.263	101.2	1:24.031		31.146	79.0	2:49.440	13	54.757	98.7	1:26.312		33.036	73.2	2:54.105
5	1:02.932	96.8	1:24.108		30.816	80.2	2:57.856	14	54.455	98.3	1:30.608		32.586	75.6	2:57.649
6	54.798	92.3	4:35.887		32.355	74.9	6:03.040 P	15	56.956	98.8	1:27.472		31.841	76.2	2:56.269
7	55.530	96.7	1:28.974		33.524	71.3	2:58.028	16	54.213	98.1	1:29.717	102.5	32.472	75.1	2:56.402
8	54.821	96.4	1:27.920		32.620	75.1	2:55.361	17	54.331	99.4	1:28.685		32.411	75.7	2:55.427
9	55.229	97.7	1:29.921		32.319	75.2	2:57.469	18							

73 Cottingham-Stanley (INV)								Jaguar E-Type							
lap	Sect-1	Speed	Sect-2	Speed	Sect-3	Speed	Laptime Pit	lap	Sect-1	Speed	Sect-2	Speed	Sect-3	Speed	Laptime Pit
1		119.4	1:18.349	128.1	29.223	86.0	2:35.587	11	48.690	122.7	1:16.592	129.3	28.761	88.0	2:34.043
2	47.791	122.0	1:17.722	128.6	28.839	86.3	2:34.352	12	47.963	122.0	1:17.663	126.6	28.505	87.4	2:34.131
3	47.370	123.4	1:17.887	129.8	28.973	87.0	2:34.230	13	47.473	123.8	1:17.046	129.1	29.874	82.3	2:34.393
4	47.357	122.7	1:17.706	127.8	28.758	87.7	2:33.821	14	48.828	116.5	1:58.703	126.1	31.491	77.0	3:19.022 P
5	47.648	122.7	1:17.300	128.1	28.949	87.5	2:33.897	15	49.964	120.5	1:19.011	127.1	29.703	86.4	2:38.678
6	47.259	123.4	1:16.982	128.3	29.325	82.3	2:33.566	16	48.478	119.8	1:17.856	127.6	29.813	83.4	2:36.147
7	47.871	123.8	1:17.003	127.8	28.688	87.7	2:33.562	17	48.193	114.5	1:18.141	127.3	29.669	86.7	2:36.003
8	47.218	123.1	1:17.178	128.1	28.868	87.4	2:33.264	18	49.236	120.3	1:17.888	128.6	29.697	81.0	2:36.821
9	47.811	124.0	1:17.735	129.3	29.983	86.3	2:35.529	19	49.244	101.5	1:18.813	129.3	29.970	77.6	2:38.027
10	47.305	124.0	1:16.329	128.8	29.374	84.3	2:33.008	20	48.351	119.8	1:18.033	128.8	29.367	82.5	2:35.751



Session Start: 09:41:27 - Finish: 10:33:39

Weather/Track Conditions: Bright / Damp

Circuit: Silverstone Historic Grand Prix

Track Length: 5.857 Km - 3.6394 miles

# Silverstone Classic - 28 - 30 Jul 2017

## Royal Automobile Club Tourist Trophy For Historic Cars (Pre '63 GT)

### Race 14 - Sector Analysis

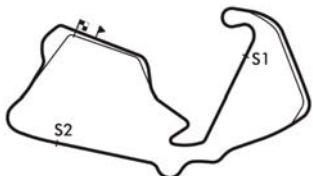
75 Müller U-Müller A (D)								Aston Martin DB4GT							
lap	Sect-1	Speed	Sect-2	Speed	Sect-3	Speed	Laptime Pit	lap	Sect-1	Speed	Sect-2	Speed	Sect-3	Speed	Laptime Pit
1		104.5	1:39.253		39.164	68.2	3:13.882	2							

76 Robin Ellis (A)								Lotus Elite							
lap	Sect-1	Speed	Sect-2	Speed	Sect-3	Speed	Laptime Pit	lap	Sect-1	Speed	Sect-2	Speed	Sect-3	Speed	Laptime Pit
1		100.2	1:27.050	111.5	32.130	76.6	2:59.190	11	51.811	104.9	1:21.841	109.3	29.726	82.4	2:43.378
2	52.958	105.5	1:25.364	110.9	31.162	81.3	2:49.484	12	51.380	105.2	1:21.497	110.2	30.596	83.0	2:43.473
3				109.8	30.554	82.0	2:50.902	13	50.703	103.4	1:27.235	109.5	30.791	80.3	2:48.729
4	52.574	104.7	1:23.829	109.5	30.457	82.4	2:46.860	14	50.848	106.4	1:21.928	110.4	30.199	78.6	2:42.975
5	52.205	104.4	1:22.210	110.4	31.195	80.6	2:45.610	15	53.031	102.9	1:22.932	108.1	30.167	79.7	2:46.130
6	53.820	104.4	1:22.675	108.9	31.527	82.6	2:48.022	16	52.193	104.9	1:23.500	108.9	30.418	76.2	2:46.111
7	51.362	105.0	2:41.872	107.4	30.379	82.4	4:03.613 P	17	51.631	105.0	1:22.108	109.3	31.012	82.5	2:44.751
8	51.866	103.7	1:23.280	107.4	30.321	82.4	2:45.467	18	52.533	104.5	1:22.345	108.8	33.453	54.6	2:48.331
9	51.638	105.0	1:22.141	109.5	30.226	83.4	2:44.005	19	53.385	105.0	1:22.378	109.8	30.757	83.1	2:46.520
10	51.746	104.0	1:23.952	109.5	31.546	75.7	2:47.244	20							

77 Ken Prichard Jones (INV)								Turner Mk3							
lap	Sect-1	Speed	Sect-2	Speed	Sect-3	Speed	Laptime Pit	lap	Sect-1	Speed	Sect-2	Speed	Sect-3	Speed	Laptime Pit
1		96.6	1:29.528	110.0	34.950	71.5	3:21.607	10	57.158	100.8	2:59.914	110.0	34.670	75.0	4:31.742 P
2	55.579	95.1	1:28.521	108.6	34.192	72.5	2:58.292	11	57.191	82.4	1:28.716	115.5	32.363	76.4	2:58.270
3				110.2	35.000	73.5	3:00.786	12	53.851	108.6	1:26.303	114.9	32.986	74.6	2:53.140
4	57.791	91.4	1:31.340	106.5	34.491	73.3	3:03.622	13	55.398	102.0	1:26.312	115.9	32.383	76.6	2:54.093
5	57.748	95.1	1:28.642	109.3	34.383	75.6	3:00.773	14	53.716	111.8	1:26.314	116.9	32.924	71.8	2:52.954
6	55.767	101.2	1:26.641	105.4	33.841	74.1	2:56.249	15	54.791	105.4	1:24.064	117.5	32.842	76.1	2:51.697
7	57.249	100.2	1:26.349	113.6	33.323	73.6	2:56.921	16	53.994	111.7	1:25.798	117.5	32.246	75.2	2:52.038
8	54.531	103.1	1:25.455	117.1	33.318	74.6	2:53.304	17	53.572	112.0	1:24.836	117.3	32.618	76.1	2:51.026
9	55.992	102.3	1:25.817	116.7	33.346	75.3	2:55.155	18	54.515	113.0	1:30.796	113.6	33.781	74.8	2:59.092

79 Will Linley (C)								Austin Healey 3000 Mk2							
lap	Sect-1	Speed	Sect-2	Speed	Sect-3	Speed	Laptime Pit	lap	Sect-1	Speed	Sect-2	Speed	Sect-3	Speed	Laptime Pit
1		98.8	1:26.264	118.8	32.689	81.0	2:57.244	11	51.375	103.9	2:29.594	119.8	31.221	84.8	3:52.190 P
2	53.695	101.1	1:24.827	119.4	31.972	82.3	2:50.494	12	50.589	108.9	1:23.170	119.4	31.383	83.0	2:45.142
3				121.1	31.086	84.5	3:09.252	13	51.519	108.2	1:22.745	122.2	30.888	81.6	2:45.152
4	50.970	109.8	1:23.463	116.9	31.532	85.5	2:45.965	14	51.795	109.7	1:22.102	121.1	31.273	84.9	2:45.170
5	50.592	105.5	1:22.788	119.8	30.603	84.4	2:43.983	15	51.748	110.6	1:23.107	120.3	30.888	85.5	2:45.743
6	50.526	105.4	1:22.540	121.6	30.749	85.7	2:43.815	16	51.070	107.4	1:22.277	120.7	30.761	83.5	2:44.108
7	50.405	112.6	1:21.649	119.6	31.001	82.8	2:43.055	17	50.924	113.9	1:22.075	118.6	31.516	85.4	2:44.515
8	50.457	111.8	1:21.758	117.3	31.512	83.9	2:43.727	18	51.344	113.7	1:43.360	119.0	32.565	77.4	3:07.269
9	50.691	111.8	1:24.304	120.5	30.583	83.5	2:45.578	19	51.458	111.5	1:23.388	120.7	30.841	83.5	2:45.687
10	50.118	110.4	1:23.558	121.1	32.181	78.1	2:45.857	20							

81 Rawe-Sanz de Acedo (INV)								Aston Martin DB4							
lap	Sect-1	Speed	Sect-2	Speed	Sect-3	Speed	Laptime Pit	lap	Sect-1	Speed	Sect-2	Speed	Sect-3	Speed	Laptime Pit
1		99.7	1:26.686	111.3	33.171	77.2	3:11.476	10	53.708	102.3	2:33.105	103.7	35.280	73.7	4:02.093 P
2	53.815	102.5	1:26.784	113.9	32.915	76.3	2:53.514	11	57.542	86.9	1:30.698	109.5	35.692	66.2	3:03.932
3	54.085	94.0	1:25.947	112.6	32.709	79.2	2:52.741	12	56.428	99.1	1:29.543	103.7	35.015	72.4	3:00.986
4	53.715	105.5	1:26.311	113.0	31.812	78.0	2:51.838	13	55.559	89.4	1:29.666	106.5	34.695	69.8	2:59.920
5	54.051	107.7	1:24.965	114.1	32.456	77.3	2:51.472	14	56.552	103.4	1:27.654	110.4	34.839	71.9	2:59.045
6	53.459	107.0	1:24.250	111.7	33.369	78.0	2:51.078	15	56.008	100.9	1:27.490	107.7	34.093	77.4	2:57.591
7	54.126	101.5	1:25.372	113.2	32.302	80.2	2:51.800	16	54.412	102.1	1:26.186	110.4	33.659	76.1	2:54.257
8	53.427	105.4	1:25.542	113.2	32.265	79.4	2:51.234	17	54.849	105.5	1:26.953	107.7	33.308	76.0	2:55.110
9	52.771	106.0	1:25.283	112.2	32.415	77.1	2:50.469	18	54.209	105.2	1:26.668	105.0	33.781	77.0	2:54.658



Session Start: 09:41:27 - Finish: 10:33:39

Weather/Track Conditions: Bright / Damp

Circuit: Silverstone Historic Grand Prix

Track Length: 5.857 Km - 3.6394 miles

# Silverstone Classic - 28 - 30 Jul 2017

## Royal Automobile Club Tourist Trophy For Historic Cars (Pre '63 GT)

### Race 14 - Sector Analysis

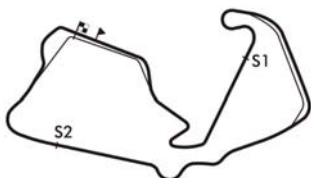
82 Bob Binfield (D)								Jaguar E-Type							
lap	Sect-1	Speed	Sect-2	Speed	Sect-3	Speed	Laptime Pit	lap	Sect-1	Speed	Sect-2	Speed	Sect-3	Speed	Laptime Pit
1		100.8	1:25.944		32.558	81.0	2:56.592	11	50.016	105.2	1:24.996		30.654	86.3	2:45.666
2	52.720	102.5	1:22.963		31.116	85.7	2:46.799	12	49.052	111.3	1:20.316		30.072	86.8	2:39.440
3	50.246	110.9	1:21.410		30.503	85.8	2:42.159	13	49.435	113.0	1:21.148		30.641	85.7	2:41.224
4	50.025	111.1	1:21.076		30.474	85.6	2:41.575	14	50.423	108.9	1:20.822		30.358	83.4	2:41.603
5	50.005	109.5	1:22.771		30.647	83.8	2:43.423	15	49.545	114.7	1:19.897		30.816	86.3	2:40.258
6	50.595	113.2	1:20.466		30.765	85.3	2:41.826	16	49.310	113.4	1:20.613		30.341	86.6	2:40.264
7	49.968	110.6	1:20.101		30.793	82.1	2:40.862	17	48.924	115.3	1:20.557		30.505	84.3	2:39.986
8	49.677	114.9	1:19.660		31.193	79.7	2:40.530	18	50.051	112.2	1:19.998		30.659	85.9	2:40.708
9	49.357	106.4	2:16.852		30.550	86.4	3:36.759 P	19	50.760	112.6	1:20.997		30.187	84.3	2:41.944
10	49.705	113.0	1:19.798		30.789	86.4	2:40.292	20							

93 Kjallgren-Nyquist (A)								Saab 93B							
lap	Sect-1	Speed	Sect-2	Speed	Sect-3	Speed	Laptime Pit	lap	Sect-1	Speed	Sect-2	Speed	Sect-3	Speed	Laptime Pit
1		74.9	1:44.280	78.5	38.624	60.1	3:56.253	9	1:03.827	75.7	1:43.231	78.8	41.129	58.5	3:28.187
2	1:08.930	74.4	1:42.687	78.0	37.200	64.5	3:28.817	10	1:05.510	76.4	1:44.470	79.6	39.458	62.5	3:29.438
3	1:04.130	75.1	1:44.066	79.4	37.577	63.9	3:25.773	11	1:06.291	75.8	1:42.611	79.9	38.020	64.8	3:26.922
4	1:05.359	75.6	1:41.920	79.7	37.686	64.4	3:24.965	12	1:03.932	76.9	1:43.198	78.8	36.698	65.0	3:23.828
5	1:04.571	75.9	1:41.808	80.2	36.769	65.0	3:23.148	13	1:04.674	76.8	1:43.290	78.9	36.791	64.8	3:24.755
6	1:04.272	75.1	3:20.154	78.6	40.894	63.5	5:05.320 P	14	1:05.367	75.7	1:44.034	78.8	36.693	64.7	3:26.094
7	1:06.055	74.6	1:46.547	79.0	38.223	64.4	3:30.825	15	1:05.407	73.3	1:44.455	77.3	37.477	65.2	3:27.339
8	1:07.339	74.8	1:43.563	81.4	37.227	64.7	3:28.129	16							

97 Atkins-Stirling (A)								Lotus Elite							
lap	Sect-1	Speed	Sect-2	Speed	Sect-3	Speed	Laptime Pit	lap	Sect-1	Speed	Sect-2	Speed	Sect-3	Speed	Laptime Pit
1		91.6	1:35.558	98.5	37.332	71.0	3:36.119	10	53.296	102.8	1:23.235	106.7	30.445	81.4	2:46.976
2	56.474	92.9	1:33.931	100.5	37.254	71.9	3:07.659	11	51.279	102.8	1:22.237	107.7	29.946	80.7	2:43.462
3	58.310	84.4	1:33.520	103.7	36.782	71.3	3:08.612	12	51.125	103.2	1:21.971	108.2	30.375	79.3	2:43.471
4	59.041	93.9	1:36.142	102.3	36.149	74.8	3:11.332	13	51.659	104.7	1:22.363	108.1	29.648	80.8	2:43.670
5	57.506	98.7	1:33.454	99.0	35.527	74.5	3:06.487	14	51.280	104.2	1:22.927	108.2	30.952	77.5	2:45.159
6	56.907	99.0	1:34.378	106.2	36.060	74.1	3:07.345	15	51.219	102.6	1:22.442	108.8	29.683	81.8	2:43.344
7	57.302	94.4	1:32.361	105.8	35.028	74.2	3:04.691	16	51.480	103.7	1:22.263	107.9	29.983	80.7	2:43.726
8	57.372	96.4	1:34.969	104.0	38.128	72.5	3:10.469	17	51.300	103.1	1:23.558	107.7	30.650	79.0	2:45.508
9	59.556	91.8	2:31.584	108.2	29.849	80.1	4:00.989 P	18	51.396	103.9	1:22.348	110.9	31.894	80.9	2:45.638

99 Bianchi T-Bianchi P (C)								Austin Healey 3000 Mk1							
lap	Sect-1	Speed	Sect-2	Speed	Sect-3	Speed	Laptime Pit	lap	Sect-1	Speed	Sect-2	Speed	Sect-3	Speed	Laptime Pit
1		99.4	1:25.505		32.144	81.0	2:58.880	4	53.865	101.8	1:23.620		32.249	80.3	2:49.734
2	52.849	102.9	1:25.633		32.229	80.9	2:50.711	5	52.210	100.6	1:22.895		32.152	77.5	2:47.257
3					31.806	79.6	2:49.092	6	52.956	109.7	1:24.043		31.871	82.0	2:48.870

110 Corfield-Welch (C)								Austin Healey 3000							
lap	Sect-1	Speed	Sect-2	Speed	Sect-3	Speed	Laptime Pit	lap	Sect-1	Speed	Sect-2	Speed	Sect-3	Speed	Laptime Pit
1		97.1	1:26.506	115.9	33.068	80.8	2:56.998	11	50.209	112.6	1:20.665		30.634	81.4	2:41.508
2	52.997	99.3	1:25.384	120.1	32.082	81.7	2:50.463	12	50.447	111.1	2:04.492		29.665	84.4	3:24.604 P
3				118.8	32.518	78.8	2:48.062	13	49.028	112.4	1:22.630	109.5	29.773	85.4	2:41.431
4	52.524	108.8	1:22.420		31.121	81.0	2:46.065	14	49.617	107.2	1:21.189	119.2	29.604	83.9	2:40.410
5	51.548	106.0	1:22.951	114.1	31.988	76.3	2:46.487	15	49.151	112.8	1:19.038		30.029	83.5	2:38.218
6	50.788	112.2	1:21.905		30.900	81.4	2:43.593	16	49.266	115.1	1:19.983	121.4	29.408	84.8	2:38.657
7	50.791	111.8	1:21.297		30.703	82.0	2:42.791	17	49.061	115.9	1:19.429	123.1	31.195	85.4	2:39.685
8	50.551	110.2	1:21.030	121.6	30.147	81.4	2:41.728	18	48.735	114.9	1:19.742		29.814	86.8	2:38.291
9	50.569	111.7	1:20.786		30.315	83.5	2:41.670	19	48.937	115.5	1:18.873	122.9	30.778	82.8	2:38.588
10	50.079	112.8	1:21.040	122.0	30.255	82.8	2:41.374	20							



**Session Start: 09:41:27 - Finish: 10:33:39**  
**Weather/Track Conditions: Bright / Damp**  
**Circuit: Silverstone Historic Grand Prix**  
**Track Length: 5.857 Km - 3.6394 miles**

# Silverstone Classic - 28 - 30 Jul 2017

## Royal Automobile Club Tourist Trophy For Historic Cars (Pre '63 GT)

### Race 14 - Sector Analysis

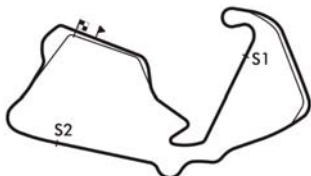
117 Banks A-Banks M (A)								Alfa Romeo Giulietta SZ							
lap	Sect-1	Speed	Sect-2	Speed	Sect-3	Speed	Laptime Pit	lap	Sect-1	Speed	Sect-2	Speed	Sect-3	Speed	Laptime Pit
1		101.4	1:26.271	106.0	32.535	78.3	2:58.155	11	51.101	104.2	1:22.340	109.8	30.386	81.6	2:43.827
2	53.392	106.5	1:25.483	109.8	31.410	81.3	2:50.285	12	51.158	104.5	1:21.999	108.1	30.297	82.2	2:43.454
3				109.7	31.749	76.3	2:47.302	13	50.287	106.7	1:21.787	108.4	30.787	81.0	2:42.861
4	53.434	104.9	1:22.179	111.1	30.391	80.3	2:46.004	14	51.519	107.2	1:22.730	109.1	30.195	77.9	2:44.444
5	51.359	105.8	1:22.366	111.1	30.652	82.6	2:44.377	15	51.047	102.1	1:22.678	111.8	30.193	82.1	2:43.918
6	50.536	103.4	1:21.809	108.1	29.912	79.8	2:42.257	16	51.662	106.7	1:21.997	109.8	30.129	81.7	2:43.788
7	50.617	104.0	1:21.500	107.5	29.781	82.6	2:41.898	17	50.425	106.9	1:21.762	107.9	30.190	82.0	2:42.377
8	50.155	106.2	1:22.050	107.7	30.079	81.0	2:42.284	18	50.792	104.2	1:22.860	108.4	30.781	81.5	2:44.433
9	50.486	105.2	1:21.828	107.9	29.900	82.3	2:42.214	19	52.618	105.5	1:22.292	111.3	30.341	80.9	2:45.251
10	50.165	107.9	2:18.802	109.5	30.266	82.2	3:39.233 P	20							

133 Alex Bell (C)								Austin Healey 3000							
lap	Sect-1	Speed	Sect-2	Speed	Sect-3	Speed	Laptime Pit	lap	Sect-1	Speed	Sect-2	Speed	Sect-3	Speed	Laptime Pit
1		94.4	1:26.839		32.671	80.0	3:00.158	11	53.362	113.7	1:21.621		30.421	85.9	2:45.404
2	53.470	95.9	1:24.195		33.227	84.1	2:50.892	12	52.125	101.5	1:20.980		30.934	83.4	2:44.039
3					31.437	85.1	2:49.339	13	50.712	100.3	1:22.665		31.534	86.3	2:44.911
4	53.293	98.4	1:22.335		31.132	82.4	2:46.760	14	51.298	108.4	1:21.559		31.275	85.3	2:44.132
5	51.817	100.9	1:21.863		31.801	84.3	2:45.481	15	52.780	107.2	1:22.189		30.446	85.8	2:45.415
6	55.280	108.2	1:21.136		31.722	84.6	2:48.138	16	53.067	110.6	1:22.884		31.075	75.1	2:47.026
7	51.638	106.5	1:21.771		30.460	85.7	2:43.869	17	51.653	116.3	1:24.033		31.094	85.3	2:46.780
8	50.590	106.7	1:21.652		31.374	84.7	2:43.616	18	51.324	98.7	1:22.795		31.929	72.9	2:46.048
9	50.807	104.0	1:22.486		31.226	85.6	2:44.519	19	51.366	110.2	1:22.414		31.562	83.8	2:45.342
10	51.023	95.7	2:44.333		31.981	77.5	4:07.337 P	20							

149 Woodgate-Greaves (C)								Aston Martin DB Mk3							
lap	Sect-1	Speed	Sect-2	Speed	Sect-3	Speed	Laptime Pit	lap	Sect-1	Speed	Sect-2	Speed	Sect-3	Speed	Laptime Pit

207 Harris-Wilmoth (C)								Austin Healey 3000 Mk1							
lap	Sect-1	Speed	Sect-2	Speed	Sect-3	Speed	Laptime Pit	lap	Sect-1	Speed	Sect-2	Speed	Sect-3	Speed	Laptime Pit
1		105.7	1:25.433		33.318	81.2	2:55.873	11	51.413	110.0	1:22.878		31.381	80.7	2:45.672
2	50.588	112.8	1:21.701		31.787	85.1	2:44.076	12	50.440	115.5	1:20.896		31.744	78.8	2:43.080
3	50.264	114.3	1:20.269		30.745	85.9	2:41.278	13	52.125	112.8	1:25.234		31.438	83.0	2:48.797
4	50.132	113.9	1:21.914		30.484	86.7	2:42.530	14	50.595	110.0	1:23.663		31.438	78.5	2:45.696
5	49.536	111.3	1:20.705		31.201	85.8	2:41.442	15	52.542	99.6	1:20.925		31.157	80.4	2:44.624
6	50.269	113.6	1:19.642		30.844	86.0	2:40.755	16	50.797	118.8	1:20.897		31.429	81.9	2:43.123
7	50.199	118.4	1:21.849		30.775	85.7	2:42.823	17	52.694	113.2	1:21.226		31.817	80.0	2:45.737
8	49.852	118.4	1:20.000		30.332	83.3	2:40.184	18	51.293	104.9	1:22.711		31.998	80.8	2:46.002
9	49.607	110.9	1:20.381		30.343	84.7	2:40.331	19	51.050	113.0	1:21.691		31.500	77.8	2:44.241
10	49.692	111.1	2:10.985		31.725	78.6	3:32.402 P	20							

217 Mike Freeman (A)								Lotus Elite							
lap	Sect-1	Speed	Sect-2	Speed	Sect-3	Speed	Laptime Pit	lap	Sect-1	Speed	Sect-2	Speed	Sect-3	Speed	Laptime Pit
1		98.4	1:26.423	112.8	32.121	78.5	2:58.321	11	51.775	104.9	2:15.544	108.4	30.733	77.5	3:38.052 P
2	53.191	105.7	1:25.090	112.0	31.345	75.2	2:49.626	12	51.745	104.9	1:23.314	109.8	30.354	83.5	2:45.413
3				110.0	32.398	79.8	2:47.705	13	51.069	104.5	1:21.555	109.8	29.804	82.8	2:42.428
4	56.259	100.9	1:23.313	112.8	30.761	83.8	2:50.333	14	51.933	105.5	1:21.379	109.7	30.916	83.0	2:44.228
5	51.302	107.4	1:21.864	113.2	30.832	83.0	2:43.998	15	51.427	105.4	1:22.007	109.7	30.824	82.4	2:44.258
6	52.596	105.0	1:21.966	108.8	30.106	83.2	2:44.668	16	51.484	104.7	1:22.224	108.8	30.142	82.1	2:43.850
7	50.656	105.8	1:20.826	111.5	30.040	83.6	2:41.522	17	51.532	104.7	1:22.507	108.2	30.379	80.8	2:44.418
8	50.650	106.5	1:21.312	110.9	30.371	82.3	2:42.333	18	51.986	103.6	1:22.993	108.4	30.504	82.7	2:45.483
9	50.974	105.7	1:20.723	112.4	30.083	83.3	2:41.780	19	52.567	101.4	1:24.853	108.2	30.711	81.6	2:48.131
10	50.892	106.0	1:22.395	111.5	30.293	82.8	2:43.580	20							



**Session Start: 09:41:27 - Finish: 10:33:39**  
**Weather/Track Conditions: Bright / Damp**  
**Circuit: Silverstone Historic Grand Prix**  
**Track Length: 5.857 Km - 3.6394 miles**

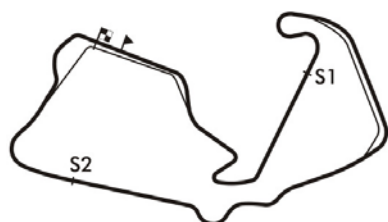


# Silverstone Classic - 28 - 30 Jul 2017

## Royal Automobile Club Tourist Trophy For Historic Cars (Pre '63 GT)

### Race 14 - Best Sector Times

SECTOR 1			SECTOR 2			SECTOR 3			IDEAL / BEST LAP COMPARISON						
NO	TIME	LAP	NO	TIME	LAP	NO	TIME	LAP	NO	NAME	BEST	IN	IDEAL	DIFF	
1	1	45.981	11	1	1:14.352	15	1	27.824	12	1	Friedrichs-Hadfield	2:29.194	17	2:28.157	+1.037
2	16	46.587	7	16	1:15.151	14	16	28.447	14	17	Christopher Milner	2:30.845	19	2:30.693	+0.152
3	17	46.800	19	17	1:15.401	17	17	28.492	19	16	Lukas Halusa	2:30.968	14	2:30.185	+0.783
4	65	46.872	9	65	1:15.523	10	73	28.505	12	65	Hunt-Blakeney-Edw.	2:32.018	14	2:31.170	+0.848
5	73	47.218	8	40	1:16.233	9	55	28.606	14	40	Kirkaldy-Watson	2:32.804	9	2:32.176	+0.628
6	40	47.266	11	73	1:16.329	10	40	28.677	18	73	Cottingham-Stanley	2:33.008	10	2:32.052	+0.956
7	55	47.562	15	55	1:16.662	15	65	28.775	13	55	Melling-Hall	2:33.178	15	2:32.830	+0.348
8	38	48.289	4	38	1:17.208	5	57	28.838	6	38	Young Jo-Young Ja	2:35.376	4	2:34.698	+0.678
9	7	48.427	11	57	1:18.188	16	36	29.085	16	110	Corfield-Welch	2:38.218	15	2:37.016	+1.202
10	57	48.586	7	11	1:18.467	10	28	29.137	2	7	Naismith H-Naismitt	2:38.471	11	2:37.009	+1.462
11	110	48.735	18	110	1:18.873	19	38	29.201	4	4	Hunt-Grant-Peterkin	2:38.563	19		+
12	82	48.924	17	7	1:18.897	10	42	29.207	3	28	Michael Gans	2:39.045	3	2:38.612	+0.433
13	11	48.937	8	42	1:19.111	5	110	29.408	16	82	Bob Binfield	2:39.440	12	2:38.656	+0.784
14	8	48.962	6	8	1:19.391	12	53	29.482	10	36	John Davison	2:40.178	6	2:39.531	+0.647
15	42	49.259	4	22	1:19.623	6	62	29.535	11	207	Harris-Wilmoth	2:40.184	8	2:39.510	+0.674
16	28	49.501	3	207	1:19.642	6	8	29.546	16	22	Goble-Miller	2:40.704	4	2:39.727	+0.977
17	207	49.536	5	82	1:19.660	8	11	29.601	9	44	Gareth Burnett	2:41.167	3	2:40.414	+0.753
18	22	49.545	4	28	1:19.974	15	97	29.648	13	217	Mike Freeman	2:41.522	7	2:41.177	+0.345
19	44	49.572	19	62	1:20.325	12	7	29.685	10	53	Bason E-Bason P	2:41.675	9	2:40.512	+1.163
20	36	49.869	6	36	1:20.577	4	76	29.726	11	117	Banks A-Banks M	2:41.898	7	2:41.436	+0.462
21	79	50.118	10	44	1:20.656	8	117	29.781	7	62	Perfetti-Rovelli	2:42.251	19	2:40.429	+1.822
22	117	50.155	8	217	1:20.723	9	217	29.804	13	76	Robin Ellis	2:42.975	14	2:41.926	+1.049
23	53	50.275	8	53	1:20.755	9	82	30.072	12	79	Will Linley	2:43.055	7	2:42.350	+0.705
24	62	50.569	7	133	1:20.980	12	44	30.186	14	97	Atkins-Stirling	2:43.344	15	2:42.744	+0.600
25	133	50.590	8	76	1:21.497	12	30	30.209	11	133	Alex Bell	2:43.616	8	2:41.991	+1.625
26	217	50.650	8	117	1:21.500	7	207	30.332	8	18	Marc Gordon	2:45.089	7	2:44.608	+0.481
27	76	50.703	13	79	1:21.649	7	49	30.348	13	26	Ellis-Bos	2:45.296	16	2:44.627	+0.669
28	39	51.017	11	97	1:21.971	12	133	30.421	11	30	Michael Birch	2:45.969	13	2:45.452	+0.517
29	97	51.125	12	26	1:22.203	16	27	30.528	4	49	Andrew Beaumont	2:46.035	13	2:45.053	+0.982
30	18	51.247	17	39	1:22.290	5	22	30.559	4	20	David Hall	2:46.601	13	2:45.924	+0.677
31	99	51.328	7	18	1:22.729	19	79	30.583	9	13	Graham Wilson	2:47.141	8	2:46.060	+1.081
32	20	51.496	11	99	1:22.895	5	18	30.632	15	32	Clegg Cha-Clegg Ct	2:47.359	5	2:46.511	+0.848
33	26	51.627	7	49	1:22.930	13	26	30.797	16	34	Castalidini-Sadler	2:48.113	18	2:46.934	+1.179
34	30	51.719	15	59	1:22.994	10	68	30.816	5	27	Daniell-Ellis	2:48.805	4	2:47.808	+0.997
35	49	51.775	15	13	1:23.023	8	32	30.830	5	29	Nicholas James	2:49.054	15	2:47.740	+1.314
36	59	51.821	11	20	1:23.253	15	39	30.833	13	68	Drabble S-Drabble /	2:49.440	4	2:48.434	+1.006
37	32	51.978	5	30	1:23.524	11	29	30.868	14	50	Dutton-Chudecki	2:50.184	4	2:49.910	+0.274
38	13	52.162	5	32	1:23.703	8	13	30.875	12	81	Rawe-Sanz de Acec	2:50.469	9	2:48.833	+1.636
39	34	52.305	12	34	1:23.739	5	34	30.890	18	35	Bromley S-Bromley	2:51.019	6	2:50.579	+0.440
40	27	52.542	5	29	1:23.793	6	35	30.980	7	77	Ken Prichard Jones	2:51.026	17	2:49.882	+1.144
41	81	52.771	9	68	1:24.031	4	20	31.175	10	58	Steve Wright	2:53.555	16	2:52.589	+0.966
42	29	53.079	17	77	1:24.064	15	99	31.806	3	51	Fabrice Perruchot	2:55.366	14	2:52.544	+2.822
43	50	53.455	4	81	1:24.250	6	81	31.812	4	31	Vandyk-Wilks	3:06.565	10	3:05.290	+1.275
44	51	53.484	10	50	1:24.408	6	50	32.047	4	57	Richard Woolmer	2:35.865	7	2:35.612	+0.253
45	58	53.509	10	27	1:24.738	8	59	32.210	9	11	Schildt-Lockie	2:37.084	7	2:37.005	+0.079
46	77	53.572	17	35	1:25.955	8	77	32.246	16	42	Fisken-Henderson	2:38.836	3	2:37.577	+1.259
47	68	53.587	2	58	1:26.276	12	51	32.679	10	8	John Clark	2:38.951	9	2:37.899	+1.052



**Session Start: 09:41:27 - Finish: 10:33:39**  
**Weather/Track Conditions: Bright / Damp**  
**Circuit: Silverstone Historic Grand Prix**  
**Track Length: 5.857 Km - 3.6394 miles**

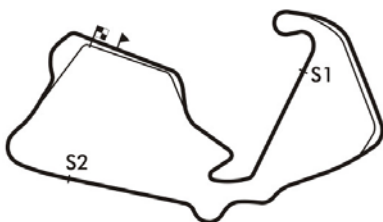


# Silverstone Classic - 28 - 30 Jul 2017

## Royal Automobile Club Tourist Trophy For Historic Cars (Pre '63 GT)

### Race 14 - Best Sector Times

48	35	53.644	13	51	1:26.381	6	58	32.804	15
49	75	56.238	1	31	1:32.777	10	31	34.561	12
50	31	57.952	13	63	1:37.971	2	93	36.693	14
51	43	1:01.421	6	43	1:39.024	5	63	37.671	3
52	63	1:01.715	3	75	1:39.253	1	75	39.164	1
53	93	1:03.827	9	93	1:41.808	5	43	39.567	4
54	37	1:08.447	2	37	25:18.278	1	37	40.591	1
55	4			4			149		
56	149			149			4		



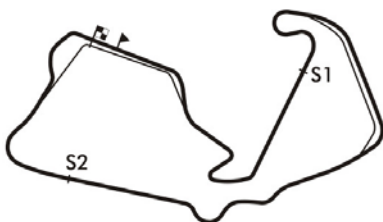
**Session Start: 09:41:27 - Finish: 10:33:39**  
**Weather/Track Conditions: Bright / Damp**  
**Circuit: Silverstone Historic Grand Prix**  
**Track Length: 5.857 Km - 3.6394 miles**

# Silverstone Classic - 28 - 30 Jul 2017

## Royal Automobile Club Tourist Trophy For Historic Cars (Pre '63 GT)

### Race 14 - Best Sector Times

39	John Emberson	2:45.746	7	2:44.140	+1.606
99	Bianchi T-Bianchi P	2:47.257	5	2:46.029	+1.228
59	Worthington-Midgley	2:47.647	10	2:47.025	+0.622
75	Müller U-Müller A	3:13.882	1	3:14.655	+0.773
63	Tyzack-Jefferies	3:18.500	3	3:17.357	+1.143
43	Verhofstadt-Spagg	3:22.776	4	3:20.012	+2.764
93	Kjallgren-Nyquist	3:23.148	5	3:22.328	+0.820
37	Nagamatsu-McClurg			27:07.316	3:47.459
149	Woodgate-Greaves				+



**Session Start: 09:41:27 - Finish: 10:33:39**  
**Weather/Track Conditions: Bright / Damp**  
**Circuit: Silverstone Historic Grand Prix**  
**Track Length: 5.857 Km - 3.6394 miles**

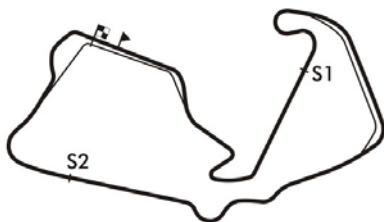


# Silverstone Classic - 28 - 30 Jul 2017

## Royal Automobile Club Tourist Trophy For Historic Cars (Pre '63 GT)

### Race 14 - Best Sector Speeds

	NO	SECTOR 1	MPH	NO	SECTOR 2	MPH	NO	SECTOR 3	MPH
1	1	Friedrichs-Hadfield	129.3	1	Friedrichs-Hadfield	141.6	1	Friedrichs-Hadfield	91.4
2	16	Lukas Halusa	125.2	65	Hunt-Blakeney-Edwards	138.7	16	Lukas Halusa	91.1
3	65	Hunt-Blakeney-Edwards	124.3	17	Christopher Milner	132.9	65	Hunt-Blakeney-Edwards	89.0
4	73	Cottingham-Stanley	124.0	22	Goble-Miller	132.4	17	Christopher Milner	88.2
5	17	Christopher Milner	123.4	40	Kirkaldy-Watson	132.1	55	Melling-Hall	88.0
6	55	Melling-Hall	122.0	73	Cottingham-Stanley	129.8	73	Cottingham-Stanley	88.0
7	11	Schildt-Lockie	121.1	55	Melling-Hall	129.6	38	Young Jo-Young Ja	87.8
8	8	John Clark	120.9	16	Lukas Halusa	129.3	40	Kirkaldy-Watson	87.7
9	40	Kirkaldy-Watson	120.5	11	Schildt-Lockie	127.8	8	John Clark	87.5
10	38	Young Jo-Young Ja	119.6	7	Naismith H-Naismith N	126.6	82	Bob Binfield	86.8
11	7	Naismith H-Naismith N	119.4	57	Richard Woolmer	124.7	110	Corfield-Welch	86.8
12	207	Harris-Wilmoth	118.8	110	Corfield-Welch	123.1	207	Harris-Wilmoth	86.7
13	57	Richard Woolmer	118.6	79	Will Linley	122.2	7	Naismith H-Naismith N	86.5
14	42	Fisken-Henderson	117.5	18	Marc Gordon	121.4	133	Alex Bell	86.3
15	22	Goble-Miller	116.9	77	Ken Prichard Jones	117.5	11	Schildt-Lockie	85.8
16	133	Alex Bell	116.3	59	Worthington-Midgley	116.1	79	Will Linley	85.7
17	110	Corfield-Welch	115.9	81	Rawe-Sanz de Acedo	114.1	42	Fisken-Henderson	85.5
18	82	Bob Binfield	115.3	28	Michael Gans	113.2	57	Richard Woolmer	84.9
19	79	Will Linley	113.9	217	Mike Freeman	113.2	44	Gareth Burnett	84.2
20	18	Marc Gordon	113.4	62	Perfetti-Rovelli	112.2	53	Bason E-Bason P	83.8
21	77	Ken Prichard Jones	113.0	117	Banks A-Banks M	111.8	217	Mike Freeman	83.8
22	99	Bianchi T-Bianchi P	111.5	50	Dutton-Chudecki	111.7	28	Michael Gans	83.7
23	20	David Hall	111.3	76	Robin Ellis	111.5	22	Goble-Miller	83.5
24	59	Worthington-Midgley	110.4	36	John Davison	111.1	76	Robin Ellis	83.4
25	44	Gareth Burnett	110.0	51	Fabrice Perruchot	110.9	62	Perfetti-Rovelli	83.2
26	26	Ellis-Bos	109.1	97	Atkins-Stirling	110.9	18	Marc Gordon	82.8
27	28	Michael Gans	108.1	32	Clegg Cha-Clegg Chr	110.0	32	Clegg Cha-Clegg Chr	82.7
28	53	Bason E-Bason P	107.9	49	Andrew Beaumont	109.7	117	Banks A-Banks M	82.6
29	117	Banks A-Banks M	107.9	29	Nicholas James	108.9	30	Michael Birch	82.4
30	81	Rawe-Sanz de Acedo	107.7	30	Michael Birch	108.1	36	John Davison	82.4
31	217	Mike Freeman	107.4	68	Drabble S-Drabble A	107.7	26	Ellis-Bos	82.0
32	62	Perfetti-Rovelli	107.2	27	Daniell-Ellis	107.4	99	Bianchi T-Bianchi P	82.0
33	76	Robin Ellis	106.4	34	Castalidini-Sadler	106.0	49	Andrew Beaumont	81.9
34	39	John Emberson	106.2	31	Vandyk-Wilks	100.3	34	Castalidini-Sadler	81.8
35	50	Dutton-Chudecki	105.5	93	Kjallgren-Nyquist	81.4	97	Atkins-Stirling	81.8
36	49	Andrew Beaumont	105.0	37	Nagamatsu-McClurg	80.4	39	John Emberson	81.7
37	58	Steve Wright	105.0	4	Hunt-Grant-Peterkin	0.0	59	Worthington-Midgley	81.7
38	97	Atkins-Stirling	104.7	8	John Clark	0.0	13	Graham Wilson	81.1
39	36	John Davison	104.5	13	Graham Wilson	0.0	20	David Hall	80.9
40	75	Müller U-Müller A	104.5	20	David Hall	0.0	50	Dutton-Chudecki	80.5



**Session Start: 09:41:27 - Finish: 10:33:39**

**Weather/Track Conditions: Bright / Damp**

**Circuit: Silverstone Historic Grand Prix**

**Track Length: 5.857 Km - 3.6394 miles**

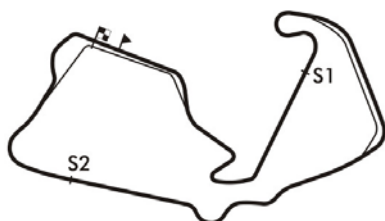


# Silverstone Classic - 28 - 30 Jul 2017

## Royal Automobile Club Tourist Trophy For Historic Cars (Pre '63 GT)

### Race 14 - Best Sector Speeds

41	32	Clegg Cha-Clegg Chr	104.2	26	Ellis-Bos	0.0	68	Drabble S-Drabble A	80.2
42	51	Fabrice Perruchot	104.2	35	Bromley S-Bromley J	0.0	81	Rawe-Sanz de Acedo	80.2
43	13	Graham Wilson	103.6	38	Young Jo-Young Ja	0.0	27	Daniell-Ellis	80.1
44	29	Nicholas James	102.3	39	John Emberson	0.0	35	Bromley S-Bromley J	79.2
45	27	Daniell-Ellis	102.0	42	Fisken-Henderson	0.0	29	Nicholas James	79.0
46	30	Michael Birch	102.0	43	Verhofstadt-Spagg	0.0	51	Fabrice Perruchot	78.8
47	68	Drabble S-Drabble A	101.8	44	Gareth Burnett	0.0	58	Steve Wright	76.8
48	34	Castalidini-Sadler	98.8	53	Bason E-Bason P	0.0	77	Ken Prichard Jones	76.6
49	35	Bromley S-Bromley J	98.3	58	Steve Wright	0.0	31	Vandyk-Wilks	72.6
50	31	Vandyk-Wilks	95.7	63	Tyzack-Jefferies	0.0	149	Woodgate-Greaves	70.7
51	43	Verhofstadt-Spagg	90.7	75	Müller U-Müller A	0.0	75	Müller U-Müller A	68.2
52	63	Tyzack-Jefferies	89.4	82	Bob Binfield	0.0	63	Tyzack-Jefferies	67.2
53	93	Kjallgren-Nyquist	76.9	99	Bianchi T-Bianchi P	0.0	93	Kjallgren-Nyquist	65.2
54	37	Nagamatsu-McClurg	65.9	133	Alex Bell	0.0	37	Nagamatsu-McClurg	64.6
55	4	Hunt-Grant-Peterkin	0.0	149	Woodgate-Greaves	0.0	43	Verhofstadt-Spagg	63.2
56	149	Woodgate-Greaves	0.0	207	Harris-Wilmoth	0.0	4	Hunt-Grant-Peterkin	0.0



**Session Start: 09:41:27 - Finish: 10:33:39**  
**Weather/Track Conditions: Bright / Damp**  
**Circuit: Silverstone Historic Grand Prix**  
**Track Length: 5.857 Km - 3.6394 miles**

# Silverstone Classic - 28 - 30 Jul 2017

## Royal Automobile Club Tourist Trophy For Historic Cars (Pre '63 GT)

### Race 14 - Lap Chart

Lap 1			Lap 2			Lap 3			Lap 4			Lap 5			Lap 6		
NO	Behind	Laptime	NO	Behind	Laptime	NO	Behind	Laptime	NO	Behind	Laptime	NO	Behind	Laptime	NO	Behind	Laptime
73		2:35.587	73		2:34.352	16		2:32.085	16		2:32.233	16		2:33.055	16		2:32.385
16	1.500	2:37.087	16	1.422	2:34.274	73	0.723	2:34.230	73	2.311	2:33.821	73	3.153	2:33.897	58	1 LAP	2:58.773
40	2.204	2:37.791	40	4.581	2:36.729	40	4.955	2:33.881	40	7.874	2:35.152	40	8.933	2:34.114	77	1 LAP	3:00.773
65	5.624	2:41.211	65	9.459	2:38.187	65	14.039	2:38.087	63	1 LAP	3:18.500	97	1 LAP	3:11.332	73	4.334	2:33.566
1	8.999	2:44.586	38	15.010	2:39.606	38	17.943	2:36.440	65	20.299	2:38.493	65	24.687	2:37.443	51	1 LAP	3:01.398
11	9.460	2:45.047	11	15.787	2:40.679	11	21.371	2:39.091	38	21.086	2:35.376	38	25.050	2:37.019	40	9.736	2:33.188
38	9.756	2:45.343	1	16.929	2:42.282	42	22.494	2:38.836	11	28.650	2:39.512	31	1 LAP	3:15.923	65	29.412	2:37.110
17	9.922	2:45.509	42	17.165	2:41.193	1	23.712	2:40.290	42	29.232	2:38.971	11	34.902	2:39.307	38	29.958	2:37.293
42	10.324	2:45.911	57	18.651	2:42.596	57	23.955	2:38.811	57	30.047	2:38.325	42	35.330	2:39.153	11	41.645	2:39.128
57	10.407	2:45.994	36	20.593	2:42.618	28	27.087	2:39.045	43	1 LAP	3:25.364	57	35.428	2:38.436	57	41.794	2:38.751
36	12.327	2:47.914	28	21.549	2:40.247	36	27.414	2:40.328	1	32.307	2:40.828	1	36.884	2:37.632	1	43.932	2:39.433
28	15.654	2:51.241	7	24.551	2:41.270	7	32.347	2:41.303	93	1 LAP	3:25.773	28	44.423	2:41.544	42	44.446	2:41.501
7	17.633	2:53.220	8	26.017	2:41.810	8	33.017	2:40.507	28	35.934	2:41.080	36	44.806	2:41.679	97	1 LAP	3:06.487
8	18.559	2:54.146	4	27.106	2:42.359	17	33.450	2:38.785	36	36.182	2:41.001	7	49.342	2:41.168	28	52.331	2:40.293
4	19.099	2:54.686	17	28.172	2:52.602	4	34.962	2:41.363	7	41.229	2:41.115	8	49.949	2:40.720	36	52.599	2:40.178
55	19.934	2:55.521	22	29.377	2:43.126	22	36.709	2:40.839	8	42.284	2:41.500	4	50.309	2:39.602	7	56.294	2:39.337
207	20.286	2:55.873	207	30.010	2:44.076	207	37.781	2:41.278	4	43.762	2:41.033	22	55.929	2:43.804	8	56.869	2:39.305
22	20.603	2:56.190	82	33.452	2:46.799	82	42.104	2:42.159	22	45.180	2:40.704	207	56.465	2:41.442	4	59.374	2:41.450
82	21.005	2:56.592	44	36.033	2:48.336	44	43.693	2:41.167	207	48.078	2:42.530	63	1 LAP	3:19.236	22	1:04.595	2:41.051
110	21.411	2:56.998	55	37.151	2:51.569	55	51.771	2:48.127	82	51.446	2:41.575	17	1:00.778	2:41.163	207	1:04.835	2:40.755
79	21.657	2:57.244	110	37.522	2:50.463	110	52.077	2:48.062	17	52.670	2:51.453	82	1:01.814	2:43.423	17	1:07.436	2:39.043
44	22.049	2:57.636	79	37.799	2:50.494	217	52.206	2:47.705	44	53.296	2:41.836	44	1:02.956	2:42.715	31	1 LAP	3:14.245
39	22.443	2:58.030	217	38.008	2:49.626	117	52.296	2:47.302	110	1:05.909	2:46.065	117	1:17.389	2:44.377	82	1:11.255	2:41.826
117	22.568	2:58.155	39	38.408	2:50.317	53	52.643	2:45.689	117	1:06.067	2:46.004	110	1:19.341	2:46.487	44	1:12.797	2:42.226
217	22.734	2:58.321	117	38.501	2:50.285	99	55.237	2:49.092	55	1:08.048	2:48.510	43	1 LAP	3:22.776	117	1:27.261	2:42.257
99	23.293	2:58.880	76	38.735	2:49.484	26	55.568	2:48.935	53	1:08.460	2:48.050	55	1:20.888	2:45.895	110	1:30.549	2:43.593
76	23.603	2:59.190	99	39.652	2:50.711	39	55.958	2:51.057	26	1:09.090	2:45.755	53	1:21.075	2:45.670	217	1:33.532	2:44.668
26	23.959	2:59.546	26	40.140	2:50.533	76	56.130	2:50.902	39	1:10.092	2:46.367	217	1:21.249	2:43.998	53	1:34.164	2:45.474
133	24.571	3:00.158	53	40.461	2:49.840	133	56.943	2:49.339	217	1:10.306	2:50.333	26	1:22.786	2:46.751	26	1:37.114	2:46.713
53	24.973	3:00.560	133	41.111	2:50.892	30	57.810	2:49.740	76	1:10.757	2:46.860	39	1:23.186	2:46.149	62	1:37.911	2:46.193
62	25.433	3:01.020	62	41.338	2:50.257	18	58.499	2:48.694	133	1:11.470	2:46.760	76	1:23.312	2:45.610	39	1:38.621	2:47.820
30	25.898	3:01.485	30	41.577	2:50.031	62	58.779	2:50.948	99	1:12.738	2:49.734	133	1:23.896	2:45.481	76	1:38.949	2:48.022
49	27.204	3:02.791	18	43.312	2:48.900	13	59.472	2:48.830	62	1:12.912	2:46.366	62	1:24.103	2:44.246	133	1:39.649	2:48.138
13	28.061	3:03.648	13	44.149	2:50.440	49	1:03.662	2:50.516	30	1:13.423	2:47.846	99	1:26.940	2:47.257	18	1:41.808	2:46.870
18	28.764	3:04.351	49	46.653	2:53.801	59	1:07.784	2:50.961	18	1:13.990	2:47.724	93	1 LAP	3:24.965	99	1:43.425	2:48.870
59	31.230	3:06.817	59	50.330	2:53.452	32	1:08.008	2:50.892	13	1:15.655	2:48.416	18	1:27.323	2:46.388	30	1:44.049	2:47.753
20	32.863	3:08.450	32	50.623	2:51.922	27	1:08.208	2:48.950	49	1:19.012	2:47.583	30	1:28.681	2:48.313	13	1:45.630	2:48.264
32	33.053	3:08.640	27	52.765	2:53.748	20	1:12.295	2:52.405	32	1:24.305	2:48.530	13	1:29.751	2:47.151	79	1:49.634	2:43.815
34	33.101	3:08.688	20	53.397	2:54.886	68	1:12.533	2:52.375	27	1:24.780	2:48.805	49	1:35.033	2:49.076	32	1:54.142	2:47.918
27	33.369	3:08.956	68	53.665	2:54.376	79	1:13.544	3:09.252	79	1:27.276	2:45.965	79	1:38.204	2:43.983	49	1:55.104	2:52.456
68	33.641	3:09.228	81	55.051	2:53.514	81	1:14.285	2:52.741	59	1:29.081	2:53.530	32	1:38.609	2:47.359	59	2:06.211	2:50.583
29	34.697	3:10.284	34	55.250	2:56.501	34	1:14.541	2:52.798	68	1:29.740	2:49.440	59	1:48.013	2:51.987	34	2:06.693	2:50.525
81	35.889	3:11.476	29	56.078	2:55.733	50	1:15.343	2:52.127	20	1:32.898	2:52.836	34	1:48.553	2:48.646	20	2:10.593	2:51.419
75	38.295	3:13.882	50	56.723	2:51.961	29	1:15.795	2:53.224	34	1:32.962	2:50.654	20	1:51.559	2:51.716	81	2:11.000	2:51.078
50	39.114	3:14.701	58	1:07.173	2:57.824	58	1:28.828	2:55.162	50	1:33.294	2:50.184	50	1:51.886	2:51.647	50	2:11.550	2:52.049
58	43.701	3:19.288	35	1:07.282	2:57.779	35	1:28.965	2:55.190	81	1:33.890	2:51.838	81	1:52.307	2:51.472	29	2:12.305	2:52.045
35	43.855	3:19.442	77	1:09.960	2:58.292	77	1:37.239	3:00.786	29	1:34.322	2:50.760	29	1:52.645	2:51.378	43	1 LAP	3:25.093
77	46.020	3:21.607	51	1:17.569	3:00.283	51	1:41.035	2:56.973	35	1:49.631	2:52.899	68	1:54.541	2:57.856	93	1 LAP	3:23.148
51	51.638	3:27.225	97	1:33.839	3:07.659	97	2:08.944	3:08.612	77	2:08.628	3:03.622	35	2:07.987	2:51.411	35	2:26.621	2:51.019
31	59.966	3:35.553	31	1:38.020	3:12.406	31	2:18.032	3:13.519	51	2:09.048	3:00.246	27	2:20.557	3:28.832			
97	1:00.532	3:36.119	63	1:58.793	3:18.642				58	2:09.882	3:13.287						
63	1:14.503	3:50.090	43	2:10.903	3:24.730												
43	1:20.525	3:56.112	93	2:15.131	3:28.817												

**Session Start: 09:41:27 - Finish: 10:33:39**  
**Weather/Track Conditions: Bright / Damp**  
**Circuit: Silverstone Historic Grand Prix**  
**Track Length: 5.857 Km - 3.6394 miles**

# Silverstone Classic - 28 - 30 Jul 2017

## Royal Automobile Club Tourist Trophy For Historic Cars (Pre '63 GT)

### Race 14 - Lap Chart

Lap 7			Lap 8			Lap 9			Lap 10			Lap 11			Lap 12		
NO	Behind	Laptime	NO	Behind	Laptime	NO	Behind	Laptime	NO	Behind	Laptime	NO	Behind	Laptime	NO	Behind	Laptime
16		2:31.441	16		2:32.657	16		2:31.941	73		2:33.008	73		2:34.043	73		2:34.131
55	1 LAP	3:45.693	29	1 LAP	2:52.662	55	1 LAP	2:35.998	49	1 LAP	2:51.538	13	1 LAP	2:48.016	36	1 LAP	2:42.965
73	6.455	2:33.562	55	1 LAP	2:34.616	73	10.650	2:35.529	63	3 LAPS	3:43.135	44	1 LAP	2:43.495	55	1 LAP	2:37.802
27	1 LAP	2:54.007	73	7.062	2:33.264	34	1 LAP	2:50.811	81	1 LAP	2:50.469	32	1 LAP	2:52.129	39	1 LAP	2:45.976
40	12.151	2:33.856	35	1 LAP	2:51.265	20	1 LAP	2:50.195	93	3 LAPS	3:30.825	117	1 LAP	3:39.233	82	1 LAP	2:45.666
63	2 LAPS	4:30.067	68	2 LAPS	6:03.040	81	1 LAP	2:51.234	18	1 LAP	2:46.323	49	1 LAP	2:51.831	27	2 LAPS	2:52.272
58	1 LAP	2:55.953	27	1 LAP	2:50.059	35	1 LAP	2:51.666	16	40.930	3:24.588	50	2 LAPS	3:04.273	13	1 LAP	2:49.968
77	1 LAP	2:56.249	76	1 LAP	4:03.613	18	1 LAP	3:45.695	38	41.622	2:38.155	16	40.639	2:33.752	44	1 LAP	2:48.274
51	1 LAP	2:55.461	38	40.685	2:37.418	27	1 LAP	2:49.536	35	1 LAP	2:53.000	43	5 LAPS	11:21.771	117	1 LAP	2:43.827
38	35.924	2:37.407	26	1 LAP	4:10.013	38	47.125	2:38.381	57	50.817	2:36.537	38	44.261	2:36.682	217	1 LAP	3:38.052
57	46.218	2:35.865	58	1 LAP	2:57.339	68	2 LAPS	2:58.028	30	1 LAP	3:52.783	18	1 LAP	2:48.727	31	3 LAPS	3:09.434
11	47.288	2:37.084	57	52.436	2:38.875	76	1 LAP	2:45.467	76	1 LAP	2:44.005	133	1 LAP	4:07.337	35	2 LAPS	5:02.813
28	1:01.271	2:40.381	77	1 LAP	2:56.921	62	1 LAP	4:11.193	62	1 LAP	2:43.775	76	1 LAP	2:47.244	16	38.421	2:31.913
36	1:01.613	2:40.455	51	1 LAP	2:57.469	57	57.938	2:37.443	68	2 LAPS	2:55.361	62	1 LAP	2:44.241	77	2 LAPS	4:31.742
7	1:03.762	2:38.909	28	1:10.003	2:41.389	26	1 LAP	2:47.699	26	1 LAP	2:46.567	30	1 LAP	2:48.295	50	2 LAPS	2:59.920
8	1:04.598	2:39.170	7	1:11.211	2:40.106	77	1 LAP	2:53.304	65	1:07.653	2:32.983	22	1 LAP	4:48.098	53	1 LAP	4:03.257
4	1:07.003	2:39.070	8	1:12.091	2:40.150	58	1 LAP	2:56.560	40	1:10.939	2:34.960	65	1:06.945	2:33.335	51	2 LAPS	4:38.568
22	1:14.486	2:41.332	4	1:14.803	2:40.457	51	1 LAP	2:56.098	7	1:13.273	2:38.890	40	1:09.762	2:32.866	18	1 LAP	2:47.280
17	1:14.769	2:38.774	65	1:17.952	2:34.713	7	1:18.041	2:38.771	1	1:17.848	2:31.775	63	3 LAPS	3:47.152	65	1:07.350	2:34.536
65	1:15.896	3:17.925	40	1:18.774	3:39.280	65	1:18.328	2:32.317	28	1:18.928	2:43.229	1	1:15.389	2:31.584	40	1:10.240	2:34.609
207	1:16.217	2:42.823	207	1:23.744	2:40.184	8	1:19.101	2:38.951	34	1 LAP	3:56.364	26	1 LAP	2:47.885	79	1 LAP	3:52.190
82	1:20.676	2:40.862	22	1:24.846	2:43.017	28	1:19.357	2:41.295	77	1 LAP	2:55.155	7	1:17.701	2:38.471	76	1 LAP	2:43.378
97	1 LAP	3:07.345	17	1:25.321	2:43.209	40	1:19.637	2:32.804	20	1 LAP	3:57.204	97	2 LAPS	4:00.989	133	1 LAP	2:45.404
1	1:34.513	3:22.022	31	2 LAPS	5:21.827	1	1:29.731	2:30.244	58	1 LAP	2:57.383	68	2 LAPS	2:57.469	62	1 LAP	2:45.410
117	1:37.718	2:41.898	82	1:28.549	2:40.530	207	1:32.134	2:40.331	51	1 LAP	2:57.448	28	1:24.530	2:39.645	30	1 LAP	2:48.231
110	1:41.899	2:42.791	1	1:31.428	2:29.572	22	1:35.928	2:43.023	37	9 LAPS	27:28.003	93	3 LAPS	3:28.129	7	1:24.336	2:40.766
217	1:43.613	2:41.522	63	2 LAPS	3:43.415	59	1 LAP	4:28.954	59	1 LAP	2:48.002	34	1 LAP	2:50.450	1	1:26.051	2:44.793
53	1:44.569	2:41.846	117	1:47.345	2:42.284	29	1 LAP	4:25.474	110	1:58.415	2:41.374	20	1 LAP	2:47.177	26	1 LAP	2:48.895
62	1:48.858	2:42.388	110	1:50.970	2:41.728	117	1:57.618	2:42.214	29	1 LAP	2:50.449	81	1 LAP	4:02.093	38	1:31.430	3:21.300
133	1:52.077	2:43.869	217	1:53.289	2:42.333	110	2:00.699	2:41.670	53	2:02.320	2:42.100	58	1 LAP	2:56.758	97	2 LAPS	2:46.976
39	1:52.926	2:45.746	53	1:54.144	2:42.232	217	2:03.128	2:41.780	217	2:03.050	2:43.580	110	2:05.880	2:41.508	22	1 LAP	3:02.796
18	1:55.456	2:45.089	97	1 LAP	3:04.691	53	2:03.878	2:41.675	4	2:04.662	2:39.494	59	1 LAP	2:47.647	68	2 LAPS	2:56.117
30	1:59.506	2:46.898	133	2:03.036	2:43.616	31	2 LAPS	3:10.298	8	2:14.350	3:38.907	4	2:09.732	2:39.113	49	1 LAP	4:01.429
79	2:01.248	2:43.055	39	2:06.591	2:46.322	4	2:08.826	3:25.964	207	2:20.878	3:32.402	29	1 LAP	2:51.249	34	1 LAP	2:49.576
13	2:01.822	2:47.633	79	2:12.318	2:43.727	133	2:15.614	2:44.519	17	2:23.964	2:36.198	8	2:19.849	2:39.542	20	1 LAP	2:48.682
49	2:10.155	2:46.492	30	2:14.829	2:47.980	39	2:21.855	2:47.205	11	2:25.706	2:38.862	57	2:20.921	4:04.147	4	2:15.846	2:40.245
32	2:10.487	2:47.786	13	2:16.306	2:47.141	79	2:25.955	2:45.578	39	2:26.851	2:48.654	17	2:22.794	2:32.873	28	2:21.644	3:31.245
44	2:20.627	3:39.271	93	2 LAPS	5:05.320	36	2:29.551	2:41.123	79	2:28.154	2:45.857	11	2:31.142	2:39.479	63	3 LAPS	3:40.402
59	2:24.657	2:49.887	36	2:20.369	3:51.413	11	2:30.502	2:37.658	36	2:28.156	2:42.263	207	2:32.507	2:45.672	93	3 LAPS	3:28.187
34	2:24.974	2:49.722	11	2:24.785	4:10.154	17	2:31.424	3:38.044	27	1 LAP	4:26.935				81	1 LAP	3:03.932
20	2:30.287	2:51.135	32	2:25.574	2:47.744	13	2:32.888	2:48.523	82	2:30.001	2:40.292				59	1 LAP	2:49.986
81	2:31.359	2:51.800	49	2:26.291	2:48.793	82	2:33.367	3:36.759	31	2 LAPS	3:09.682				17	2:23.130	2:34.467
50	2:32.603	2:52.494	44	2:29.411	2:41.441	97	1 LAP	3:10.469	55	2:33.771	2:34.034				57	2:24.951	2:38.161
						50	1 LAP	5:10.491							8	2:27.362	2:41.644
						44	2:39.613	2:42.143									
						32	2:43.276	2:49.643									
						55	2:43.395	2:34.624									

**Session Start: 09:41:27 - Finish: 10:33:39**

**Weather/Track Conditions: Bright / Damp**

**Circuit: Silverstone Historic Grand Prix**

**Track Length: 5.857 Km - 3.6394 miles**

# Silverstone Classic - 28 - 30 Jul 2017

## Royal Automobile Club Tourist Trophy For Historic Cars (Pre '63 GT)

### Race 14 - Lap Chart

Lap 13			Lap 14			Lap 15			Lap 16			Lap 17			Lap 18		
NO	Behind	Laptime	NO	Behind	Laptime	NO	Behind	Laptime	NO	Behind	Laptime	NO	Behind	Laptime	NO	Behind	Laptime
73		2:34.393	16		2:30.968	16		2:32.471	16		2:32.296	16		2:33.419	16		3:00.698
29	2 LAPS	2:50.767	44	1 LAP	2:43.053	29	2 LAPS	2:49.983	82	1 LAP	2:40.258	82	1 LAP	2:40.264	22	2 LAPS	3:02.859
11	1 LAP	2:38.962	32	2 LAPS	3:13.190	207	1 LAP	2:45.696	13	2 LAPS	3:57.126	34	2 LAPS	2:51.322	73	1.472	2:36.821
55	1 LAP	2:33.487	93	4 LAPS	3:29.438	36	1 LAP	2:45.522	110	1 LAP	2:38.218	110	1 LAP	2:38.657	36	1 LAP	2:42.508
32	2 LAPS	4:54.487	73	12.707	3:19.022	110	1 LAP	2:40.410	36	1 LAP	2:41.870	36	1 LAP	2:40.953	65	3.449	2:33.117
207	1 LAP	2:43.080	63	4 LAPS	3:32.233	81	2 LAPS	2:59.920	207	1 LAP	2:44.624	68	3 LAPS	2:57.649	34	2 LAPS	2:49.018
36	1 LAP	2:40.534	27	2 LAPS	2:50.904	59	2 LAPS	3:08.899	29	2 LAPS	2:49.329	207	1 LAP	2:43.123	1	7.386	2:30.346
82	1 LAP	2:39.440	117	1 LAP	2:42.861	44	1 LAP	2:41.351	73	22.765	2:36.147	73	25.349	2:36.003	207	1 LAP	2:45.737
39	1 LAP	2:46.336	217	1 LAP	2:42.428	73	18.914	2:38.678	44	1 LAP	2:43.296	65	31.030	2:33.359	44	1 LAP	2:42.389
110	1 LAP	3:24.604	65	30.896	2:32.018	117	1 LAP	2:44.444	59	2 LAPS	2:49.677	44	1 LAP	2:42.667	40	15.211	2:33.543
44	1 LAP	2:41.904	58	2 LAPS	2:53.892	65	30.906	2:32.481	65	31.090	2:32.480	63	5 LAPS	3:34.887	68	3 LAPS	2:56.269
27	2 LAPS	2:50.842	40	37.745	2:34.679	217	1 LAP	2:44.228	81	2 LAPS	2:59.045	29	2 LAPS	2:49.054	29	2 LAPS	2:49.720
16	35.347	2:31.319	35	2 LAPS	2:52.148	27	2 LAPS	2:54.399	117	1 LAP	2:43.918	1	37.738	2:29.194	117	1 LAP	2:42.377
117	1 LAP	2:43.454	1	47.783	2:30.972	40	40.657	2:35.383	40	41.814	2:33.453	40	42.366	2:33.971	217	1 LAP	2:44.418
217	1 LAP	2:45.413	39	1 LAP	3:45.012	1	44.600	2:29.288	1	41.963	2:29.659	117	1 LAP	2:43.788	81	2 LAPS	2:54.257
58	2 LAPS	4:02.550	77	2 LAPS	2:53.140	43	8 LAPS	10:51.130	217	1 LAP	2:44.258	217	1 LAP	2:43.850	63	5 LAPS	3:29.114
35	2 LAPS	2:53.177	18	1 LAP	2:47.793	32	2 LAPS	3:21.691	27	2 LAPS	2:52.304	81	2 LAPS	2:57.591	38	1:02.493	2:37.430
65	1:05.193	2:32.236	79	1 LAP	2:45.152	58	2 LAPS	2:57.334	38	1:22.054	2:38.686	27	2 LAPS	2:51.390	27	2 LAPS	2:50.295
31	3 LAPS	3:06.565	133	1 LAP	2:44.911	35	2 LAPS	2:53.601	58	2 LAPS	2:57.927	38	1:25.761	2:37.126	17	1:20.151	2:32.626
40	1:09.381	2:33.534	76	1 LAP	2:48.729	93	4 LAPS	3:26.922	39	1 LAP	2:48.346	13	2 LAPS	4:01.333	79	1 LAP	2:44.515
77	2 LAPS	2:58.270	62	1 LAP	2:47.938	39	1 LAP	2:46.839	35	2 LAPS	2:55.908	79	1 LAP	2:44.108	62	1 LAP	2:43.867
50	2 LAPS	3:00.420	38	1:07.664	2:38.194	79	1 LAP	2:45.170	79	1 LAP	2:45.743	39	1 LAP	2:47.203	13	2 LAPS	2:49.729
53	1 LAP	2:54.303	31	3 LAPS	3:08.015	18	1 LAP	2:46.976	18	1 LAP	2:45.686	62	1 LAP	2:43.175	39	1 LAP	2:48.213
18	1 LAP	2:46.740	53	1 LAP	2:57.787	38	1:15.664	2:40.471	133	1 LAP	2:45.415	18	1 LAP	2:47.172	76	1 LAP	2:44.751
79	1 LAP	2:45.142	50	2 LAPS	3:01.317	133	1 LAP	2:44.132	62	1 LAP	2:45.179	133	1 LAP	2:47.026	133	1 LAP	2:46.780
1	1:23.126	2:31.468	30	1 LAP	2:45.969	76	1 LAP	2:42.975	76	1 LAP	2:46.130	76	1 LAP	2:46.111	18	1 LAP	2:48.024
76	1 LAP	2:43.473	13	1 LAP	2:48.058	62	1 LAP	2:42.723	97	2 LAPS	2:45.159	58	2 LAPS	2:56.072	97	2 LAPS	2:43.726
62	1 LAP	2:42.447	97	2 LAPS	2:43.471	77	2 LAPS	2:54.093	77	2 LAPS	2:52.954	17	1:48.223	2:31.840	58	2 LAPS	2:53.555
51	2 LAPS	2:58.043	51	2 LAPS	2:59.312	53	1 LAP	2:48.062	53	1 LAP	2:51.529	35	2 LAPS	2:57.579	35	2 LAPS	2:54.163
133	1 LAP	2:44.039	26	1 LAP	2:45.919	30	1 LAP	2:47.914	30	1 LAP	2:48.230	97	2 LAPS	2:43.344	55	1:44.634	2:34.981
30	1 LAP	2:46.758	49	1 LAP	2:46.035	97	2 LAPS	2:43.670	32	2 LAPS	3:22.076	30	1 LAP	2:47.939	30	1 LAP	2:47.515
13	1 LAP	3:50.859	22	1 LAP	2:54.723	26	1 LAP	2:47.628	17	1:49.802	2:33.706	77	2 LAPS	2:51.697	26	1 LAP	2:46.993
38	1:35.785	2:38.748	17	1:48.628	2:33.368	50	2 LAPS	3:00.349	26	1 LAP	2:46.552	53	1 LAP	2:51.129	57	1:51.372	2:37.405
97	2 LAPS	2:43.462	20	1 LAP	2:46.601	31	3 LAPS	3:07.213	43	8 LAPS	3:41.949	26	1 LAP	2:45.296	77	2 LAPS	2:52.038
26	1 LAP	2:47.468	4	1:53.599	2:39.698	51	2 LAPS	3:01.069	93	4 LAPS	3:23.828	55	2:10.351	2:35.139	4	1:53.998	2:40.106
22	1 LAP	2:56.419	57	2:00.268	2:38.216	17	1:48.392	2:32.235	50	2 LAPS	3:00.793	4	2:14.590	2:39.479	53	1 LAP	2:54.226
49	1 LAP	2:46.449	28	2:03.545	2:41.083	49	1 LAP	2:46.561	4	2:08.530	2:40.267	57	2:14.665	2:38.297	28	2:07.931	2:40.696
68	2 LAPS	2:55.930	55	2:05.320	2:34.011	4	2:00.559	2:39.431	55	2:08.631	2:34.900	49	1 LAP	2:49.335	7	2:09.954	2:38.990
20	1 LAP	2:47.067	68	2 LAPS	3:10.611	63	4 LAPS	4:24.012	57	2:09.787	2:36.736	28	2:27.933	2:42.343	49	1 LAP	2:47.282
34	1 LAP	2:49.163	8	2:10.303	2:40.553	20	1 LAP	2:47.587	51	2 LAPS	2:55.366	7	2:31.662	2:40.398	8	2:17.606	2:41.377
4	2:20.216	2:38.763	7	2:10.719	2:40.463	57	2:05.347	2:37.550	49	1 LAP	2:49.815	20	1 LAP	2:48.773	20	1 LAP	2:47.382
17	2:21.575	2:32.838	34	1 LAP	3:07.620	55	2:06.027	2:33.178	31	3 LAPS	3:07.383	8	2:36.927	2:42.548	82	2:31.384	2:40.708
57	2:28.367	2:37.809	82	2:29.052	2:41.603	22	1 LAP	2:55.450	28	2:19.009	2:40.283	32	2 LAPS	3:24.028			
28	2:28.777	2:41.526				28	2:11.022	2:39.948	20	1 LAP	2:47.517	51	2 LAPS	3:03.286			
8	2:36.065	2:43.096				7	2:18.158	2:39.910	7	2:24.683	2:38.821	93	4 LAPS	3:24.755			
7	2:36.571	3:46.628				8	2:18.894	2:41.062	8	2:27.798	2:41.200	82	2:51.374	2:39.986			
55	2:37.624	2:35.131				34	1 LAP	2:50.816	22	1 LAP	2:56.358	110	2:55.860	2:39.685			
59	1 LAP	2:52.285				68	2 LAPS	2:54.105				50	2 LAPS	3:22.531			
81	1 LAP	3:00.986										31	3 LAPS	3:16.379			
29	1 LAP	2:49.754										43	8 LAPS	3:39.593			
82	2:53.764	2:41.224															
207	2:55.860	2:48.797															
36	2:56.216	2:47.128															

**Session Start: 09:41:27 - Finish: 10:33:39**

**Weather/Track Conditions: Bright / Damp**

**Circuit: Silverstone Historic Grand Prix**

**Track Length: 5.857 Km - 3.6394 miles**



# Silverstone Classic - 28 - 30 Jul 2017

## Royal Automobile Club Tourist Trophy For Historic Cars (Pre '63 GT)

### Race 14 - Lap Chart

Lap 19			Lap 20		
NO	Behind	Laptime	NO	Behind	Laptime
16		2:32.885	16		2:31.415
110	1 LAP	2:38.291	1	5.511	2:31.132
65	4.684	2:34.120	65	7.554	2:34.285
1	5.794	2:31.293	110	1 LAP	2:38.588
73	6.614	2:38.027	20	2 LAPS	2:50.086
51	3 LAPS	2:59.927	82	1 LAP	2:41.944
36	1 LAP	2:41.067	73	10.950	2:35.751
40	18.297	2:35.971	36	1 LAP	2:41.077
207	1 LAP	2:46.002	40	21.661	2:34.779
34	2 LAPS	2:52.471	51	3 LAPS	2:58.885
44	1 LAP	2:43.724	207	1 LAP	2:44.241
50	3 LAPS	3:02.542	44	1 LAP	2:42.288
32	3 LAPS	3:26.695	34	2 LAPS	2:48.113
22	2 LAPS	3:05.082	50	3 LAPS	3:00.333
31	4 LAPS	3:10.963	117	1 LAP	2:45.251
93	5 LAPS	3:26.094	22	2 LAPS	2:58.526
29	2 LAPS	2:50.601	68	3 LAPS	2:55.427
117	1 LAP	2:44.433	217	1 LAP	2:48.131
68	3 LAPS	2:56.402	38	1:14.764	2:38.955
217	1 LAP	2:45.483	31	4 LAPS	3:09.194
43	9 LAPS	3:37.479	17	1:19.871	2:33.175
38	1:07.224	2:37.616	32	3 LAPS	3:22.166
81	2 LAPS	2:55.110	29	2 LAPS	3:18.006
17	1:18.111	2:30.845	93	5 LAPS	3:27.339
27	2 LAPS	2:52.215	81	2 LAPS	2:54.658
62	1 LAP	2:44.248	27	2 LAPS	2:53.248
133	1 LAP	2:46.048	62	1 LAP	2:42.251
13	2 LAPS	2:49.100	133	1 LAP	2:45.342
76	1 LAP	2:48.331	18	1 LAP	2:45.864
18	1 LAP	2:46.183	76	1 LAP	2:46.520
97	2 LAPS	2:45.508	55	1:59.099	2:36.124
39	1 LAP	2:58.277	13	2 LAPS	2:50.178
55	1:54.390	2:42.641	97	2 LAPS	2:45.638
79	1 LAP	3:07.269	43	9 LAPS	3:34.564
63	5 LAPS	3:27.790	4	2:07.917	2:39.656
57	1:58.370	2:39.883	79	1 LAP	2:45.687
4	1:59.676	2:38.563	30	1 LAP	2:47.891
30	1 LAP	2:48.359	26	1 LAP	2:47.587
58	2 LAPS	2:55.411	7	2:25.730	2:40.885
26	1 LAP	2:47.027	28	2:27.465	2:42.262
35	2 LAPS	2:54.156	58	2 LAPS	2:56.948
77	2 LAPS	2:51.026	35	2 LAPS	2:54.899
53	1 LAP	2:50.785	77	2 LAPS	2:59.092
7	2:16.260	2:39.191	53	1 LAP	2:57.437
28	2:16.618	2:41.572	49	1 LAP	2:51.094
8	2:26.276	2:41.555	63	5 LAPS	3:36.987
49	1 LAP	2:47.505			

**Session Start: 09:41:27 - Finish: 10:33:39**  
**Weather/Track Conditions: Bright / Damp**  
**Circuit: Silverstone Historic Grand Prix**  
**Track Length: 5.857 Km - 3.6394 miles**

# Silverstone Classic - 28 - 30 Jul 2017

## Royal Automobile Club Tourist Trophy For Historic Cars (Pre '63 GT)

### Race 14 - Lap Chart

Lap 1			Lap 2			Lap 3			Lap 4			Lap 5			Lap 6		
NO	Behind	Laptime	NO	Behind	Laptime	NO	Behind	Laptime	NO	Behind	Laptime	NO	Behind	Laptime	NO	Behind	Laptime
93	1:20.666	3:56.253															

*Session Start: 09:41:27 - Finish: 10:33:39*  
*Weather/Track Conditions: Bright / Damp*  
*Circuit: Silverstone Historic Grand Prix*  
*Track Length: 5.857 Km - 3.6394 miles*

# Silverstone Classic - 28 - 30 Jul 2017

## Royal Automobile Club Tourist Trophy For Historic Cars (Pre '63 GT)

### Race 14 - Lap Chart

Lap 7			Lap 8			Lap 9			Lap 10			Lap 11			Lap 12		
NO	Behind	Laptime	NO	Behind	Laptime	NO	Behind	Laptime	NO	Behind	Laptime	NO	Behind	Laptime	NO	Behind	Laptime

*Session Start: 09:41:27 - Finish: 10:33:39*  
*Weather/Track Conditions: Bright / Damp*  
*Circuit: Silverstone Historic Grand Prix*  
*Track Length: 5.857 Km - 3.6394 miles*

# Silverstone Classic - 28 - 30 Jul 2017

## Royal Automobile Club Tourist Trophy For Historic Cars (Pre '63 GT)

### Race 14 - Lap Chart

Lap 13			Lap 14			Lap 15			Lap 16			Lap 17			Lap 18		
NO	Behind	Laptime	NO	Behind	Laptime	NO	Behind	Laptime	NO	Behind	Laptime	NO	Behind	Laptime	NO	Behind	Laptime
11	3:02.341	3:00.761															
110	3:03.391	2:41.431															

*Session Start: 09:41:27 - Finish: 10:33:39*  
*Weather/Track Conditions: Bright / Damp*  
*Circuit: Silverstone Historic Grand Prix*  
*Track Length: 5.857 Km - 3.6394 miles*

# Silverstone Classic - 28 - 30 Jul 2017

## Royal Automobile Club Tourist Trophy For Historic Cars (Pre '63 GT)

### Race 14 - Lap Chart

Lap 19			Lap 20		
NO	Behind	Laptime	NO	Behind	Laptime

*Session Start: 09:41:27 - Finish: 10:33:39*  
*Weather/Track Conditions: Bright / Damp*  
*Circuit: Silverstone Historic Grand Prix*  
*Track Length: 5.857 Km - 3.6394 miles*



**Silverstone Classic - 28 - 30 Jul 2017**

**FIA Masters Historic Formula One**

**Race 16 - Starting Grid**

**Sheet No:**

*Start Time : 12:40 - Heat Duration : 20 Minutes*

15	29	<b>15</b> Michel Baudoin	30	<b>22</b> James Hagan
14	27	<b>33</b> John Delane	28	<b>19</b> Chris Perkins
13	25	<b>32</b> Philip Hall	26	<b>111</b> Philippe Scemama
12	23	<b>3</b> Ian Simmonds	24	<b>77</b> Mark Higson
11	21	<b>49</b> Neil Glover	22	<b>61</b> Jason Wright
10	19	<b>75</b> Gregor Fisker	20	<b>30</b> David Abbott
9	17	<b>66</b> Tommy Dreelan	18	<b>55</b> David Shaw
8	15	<b>12</b> Steve Brooks	16	<b>2</b> Kat suaki Kubota
7	13	<b>72</b> Mark Hazell	14	<b>97</b> Jamie Constable
6	11	<b>4</b> Joaquin Folch-Rusinol	12	<b>56</b> Max Smith-Hilliard
5	9	<b>5</b> Gregory Thornton	10	<b>74</b> Mike Cantillon
4	7	<b>14</b> Simon Fish	8	<b>31</b> Steve Hartley
3	5	<b>27</b> Mike Wrigley	6	<b>44</b> Martin Stretton
2	3	<b>1</b> Nick Padmore	4	<b>13</b> Andy Wolfe
1	1	<b>84</b> Jonathan Kennard	2	<b>50</b> Michael Lyons

Pole Right

ROW

Car 22 - to start from the back of the grid, Stewards Decision No:02 refers. Car 81 withdrawn.

*Circuit: Silverstone Historic Grand Prix  
Track Length: 5.857 Km - 3.6394 miles*

Chief Steward: John Naylor	Steward: Alex Sinclair	Steward: Rod Parkin
----------------------------	------------------------	---------------------





## Silverstone Classic - 28 - 30 Jul 2017

### Royal Automobile Club Woodcote Trophy For pre '56 Sports Cars

#### Race 15 - Classification

Sheet No:

POS	NO	DRIVER/S	CLASS	CLASS POS	CAR MAKE / MODEL	TIME	LAPS	GAP	DIFF	MPH	BEST	ON
1	11	Wakeman-Blakeney-Edwards	W4A	1	Cooper T38	52:16.452	20	-- 20 laps		83.54	2:31.177	17
2	54	Smith-Ward	W4A	2	Cooper Jaguar T33	52:36.793	20	20.341	20.341	83.00	2:31.438	2
3	7	Pearson G-Pearson J	W4A	3	Jaguar D-Type	52:56.338	20	39.886	19.545	82.49	2:30.776	4
4	10	Bourne-Paul	W3A	1	Lotus Mk10	53:55.281	20	1:38.829	58.943	80.99	2:33.345	7
5	56	John Young	W3A	2	Lister Maserati	53:55.976	20	1:39.524	0.695	80.97	2:35.657	7
6	3	Hunt-Hall	W4	1	HWM Sports Racing	54:09.107	20	1:52.655	13.131	80.65	2:34.940	4
7	115	Stretton-Wilson	W3	1	Maserati 250S	54:11.644	20	1:55.192	2.537	80.58	2:33.873	12
8	9	Eastick-Jones	W4A	4	Jaguar D-Type	54:31.217	20	2:14.765	19.573	80.10	2:35.478	20
9	6	Wigley-Ure	W2	1	Cooper Bristol T24/25	54:42.342	20	2:25.890	11.125	79.83	2:35.784	14
10	29	Llewellyn O-Llewellyn T	W4	2	Allard J2	52:18.308	19	-- 19 laps	24.567	79.32	2:35.464	3
11	20	Rudiger Friedrichs	W4	3	Jaguar C-Type	52:28.729	19	10.421	10.421	79.06	2:39.090	16
12	28	Cottingham J-Cottingham D	W2	2	Ferrari 500 TRC	52:40.680	19	22.372	11.951	78.76	2:34.177	4
13	36	Barrett-Shepherd	W4A	5	Jaguar D-Type	53:30.594	19	1:12.286	49.914	77.53	2:36.965	13
14	26	Abecassis-Woolmer	W3A	3	Austin-Healey 100/4	53:42.409	19	1:24.101	11.815	77.25	2:40.166	8
15	8	Müller U-Müller A	W3A	4	Aston Martin DB3S	53:53.800	19	1:35.492	11.391	76.98	2:40.237	5
16	58	Willis-Minshaw	W3A	5	Austin-Healey 100 Le	54:13.368	19	1:55.060	19.568	76.51	2:43.929	6
17	14	Brown C-Brown J	W4	4	Jaguar C-Type	54:28.182	19	2:09.874	14.814	76.17	2:42.588	6
18	17	Melling-Hall	W3	2	Aston Martin DB3	54:32.205	19	2:13.897	4.023	76.07	2:40.280	16
19	55	Webb-Wallace	W4A	6	Jaguar C-Type	54:39.480	19	2:21.172	7.275	75.90	2:36.443	13
20	76	Welch-Knight	W3A	6	Austin-Healey 100	54:41.533	19	2:23.225	2.053	75.86	2:42.063	7
21	27	Martyn Corfield	W2	3	Frazer Nash Le Mans	54:43.744	19	2:25.436	2.211	75.81	2:45.785	7
22	78	Simon Diffey	WT1	1	Jaguar Gomm XK140	54:47.837	19	2:29.529	4.093	75.71	2:44.612	12
23	16	Christopher Jolly	W3	3	Aston Martin DB2	54:57.996	19	2:39.688	10.159	75.48	2:45.115	12
24	75	Stanley-Mahapatra	W4A	7	Jaguar D-Type	52:44.433	18	-- 18 laps	36.252	74.52	2:38.613	2
25	118	Audi-Mahmoud	W3A	7	Austin-Healey 100M	53:08.801	18	24.368	24.368	73.96	2:46.617	7
26	125	Chris Ryan	WT1	2	Triumph TR3S	53:22.692	18	38.259	13.891	73.63	2:49.059	7
27	72	Katarina Kyvalova	W4A	8	Cooper Jaguar T33	53:35.514	18	51.081	12.822	73.34	2:47.696	14
28	33	Phillips C-Phillips O	W2	4	Cooper Bristol	53:36.745	18	52.312	1.231	73.31	2:46.068	15
29	18	Rawe-Midgley	W3A	8	Austin-Healey 100M	54:34.720	18	1:50.287	57.975	72.01	2:49.302	9
30	31	Paul Griffin	W1	1	Connaught ALSR	54:37.329	18	1:52.896	2.609	71.95	2:49.579	13
31	21	Nigel Batchelor	W1	2	Cooper T21	52:23.492	17	-- 17 laps	37.575	70.85	2:56.136	11
32	24	Ward S-Ward J	W4	5	Jaguar XK120 Ecurie	52:41.612	17	18.120	18.120	70.44	2:46.245	10
33	40	De Los Milagros Viñepla-Martine	W4	6	Jaguar XK140	53:12.717	17	49.225	31.105	69.76	2:48.880	7
----- NOT CLASSIFIED -----												
DNF 30		Fierro Eleta-Hart	W3		Maserati 300S	46:51.329	17	-- 17 laps		79.22	2:37.794	6
DNF 172		Robson-Smith Robson	W3A		Austin-Healey 100M	50:27.816	16	-- 16 laps	6:19.007	69.23	2:49.550	15
DNF 23		Wood T-Wood B	W4		RGS Atalanta	41:07.518	15	-- 15 laps		79.64	2:33.950	7
DNF 98		Nick Matthews	W3A		Austin-Healey 100/4	40:07.263	14	-- 14 laps	2:03.152	76.19	2:43.410	10
DNF 35		John Cleland	W1		Lotus Mk5	34:22.222	9	-- 9 laps --	7:55.584	57.18	2:56.529	8
DNF 45		Mortimer P-Mortimer J	W3A		Austin-Healey 100M	19:57.117	7	-- 7 laps --		76.61	2:47.695	3
DNF 4		Champion-Stretton	W2		Frazer Nash Mille Miglia	20:13.346	7	16.229	16.229	75.58	2:50.196	5
DNF 61		Richard Wilson	W4		Talbot Lago T26	12:15.627	4	-- 4 laps --	34.187	71.24	2:58.948	3
DNF 25		Nick Ruddell	W3		Aston Martin DB2/4 Mkl	9:02.733	3	-- 3 laps --		72.42	2:53.318	2

#### ----- FASTEST LAP SUMMARY -----

NO	DRIVER/S	CLASS	CAR MAKE / MODEL	FASTEST LAP	ON	MPH
7	Pearson G-Pearson J	W4A	Jaguar D-Type	2:30.776	4	86.90
10	Bourne-Paul	W3A	Lotus Mk10	2:33.345	7	85.44
115	Stretton-Wilson	W3	Maserati 250S	2:33.873	12	85.15
23	Wood T-Wood B	W4	RGS Atalanta	2:33.950	7	85.10
28	Cottingham J-Cottingham D	W2	Ferrari 500 TRC	2:34.177	4	84.98
78	Simon Diffey	WT1	Jaguar Gomm XK140	2:44.612	12	79.59
31	Paul Griffin	W1	Connaught ALSR	2:49.579	13	77.26

Car 9 - transponder not working before pitstop  
Car 42 - Non Starter

Session Start: 10:58:11 - Finish: 11:50:27

Weather/Track Conditions: Bright / Dry

Circuit: Silverstone Historic Grand Prix

Track Length: 5.857 Km - 3.6394 miles

These results are provisional until the conclusion of any judicial and technical matters.

Clerk of the Course:	Timekeeper:	Issued at:

# Silverstone Classic - 28 - 30 Jul 2017

## Royal Automobile Club Woodcote Trophy For pre '56 Sports Cars

### Race 15 - Sector Analysis

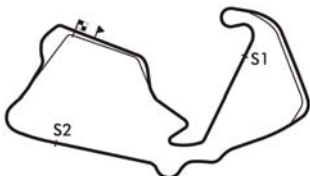
3 Hunt-Hall (W4)								HWM Sports Racing							
lap	Sect-1	Speed	Sect-2	Speed	Sect-3	Speed	Laptime Pit	lap	Sect-1	Speed	Sect-2	Speed	Sect-3	Speed	Laptime Pit
1		102.9	1:20.508		29.871	87.7	2:42.958	11	48.916	115.9	1:17.480		29.819	86.3	2:36.215
2	48.668	107.7	1:18.626		29.449	89.1	2:36.743	12	48.659	110.6	2:43.495		30.619	84.4	4:02.773 P
3	48.643	109.1	1:17.800		29.049	87.8	2:35.492	13	50.470	114.1	1:19.675		30.150	88.9	2:40.295
4	48.258	106.2	1:17.496		29.186	88.0	2:34.940	14	49.657	104.5	1:19.435		30.601	81.2	2:39.693
5	48.270	117.1	1:18.455		29.374	87.7	2:36.099	15	49.940	107.0	1:19.781		30.413	86.7	2:40.134
6	48.840	110.0	1:18.170		29.454	82.2	2:36.464	16	49.591	111.7	1:19.050		30.046	85.9	2:38.687
7	48.500	113.6	1:17.322		29.197	82.6	2:35.019	17	49.711	104.5	1:18.915		31.051	87.5	2:39.677
8	50.012	105.5	1:18.555		29.968	87.3	2:38.535	18	49.355	110.7	1:20.643		30.933	84.8	2:40.931
9	48.814	112.0	1:19.538		28.938	87.2	2:37.290	19	50.014	102.8	1:21.664		31.195	85.2	2:42.873
10	48.396	113.9	1:17.069		29.551	85.1	2:35.016	20	49.127	109.1	1:19.646		30.500	84.2	2:39.273

4 Champion-Stretton (W2)								Frazer Nash Mille Miglia							
lap	Sect-1	Speed	Sect-2	Speed	Sect-3	Speed	Laptime Pit	lap	Sect-1	Speed	Sect-2	Speed	Sect-3	Speed	Laptime Pit
1		102.5	1:27.264		32.656	78.0	3:01.759	5	53.313	104.5	1:25.430		31.453	78.7	2:50.196
2	54.169	91.6	1:26.034		32.635	78.7	2:52.838	6	54.366	92.1	1:25.205		31.855	79.5	2:51.426
3	53.892	97.3	1:27.727		32.903	73.8	2:54.522	7	53.607	105.5	1:25.110		31.567	79.7	2:50.284
4	54.441	99.9	1:26.172		31.708	79.8	2:52.321	8							

6 Wigley-Ure (W2)								Cooper Bristol T24/25							
lap	Sect-1	Speed	Sect-2	Speed	Sect-3	Speed	Laptime Pit	lap	Sect-1	Speed	Sect-2	Speed	Sect-3	Speed	Laptime Pit
1		113.0	1:19.853	115.7	29.390	83.4	2:42.338	11	49.065	111.1	1:19.608		29.899	81.0	2:38.572
2	49.198	114.9	1:18.538	116.9	28.956	81.6	2:36.692	12	48.690	106.5	1:19.435	113.4	28.924	85.7	2:37.049
3	48.891	114.3	1:18.729	118.6	30.040	84.2	2:37.660	13	48.433	114.1	1:18.701		29.267	84.6	2:36.401
4	48.961	111.3	1:19.750	116.7	29.244	85.3	2:37.955	14	48.494	112.4	1:18.322	115.7	28.968	87.4	2:35.784
5	48.388	115.1	1:20.433	116.3	29.341	85.5	2:38.162	15	49.036	112.8	1:18.805		31.337	78.0	2:39.178
6	48.666	114.1	1:18.860	113.6	29.574	87.0	2:37.100	16	49.834	112.8	1:18.213	113.9	28.941	86.4	2:36.988
7	48.503	112.4	1:19.101		29.147	83.3	2:36.751	17	49.321	98.0	1:19.522		29.628	82.8	2:38.471
8	48.808	114.5	2:54.042	114.3	29.736	85.3	4:12.586 P	18	50.154	111.5	1:23.832	103.4	31.002	76.3	2:44.988
9	49.334	111.8	1:18.938	115.1	29.595	83.0	2:37.867	19	54.587	95.6	1:22.478	104.9	31.566	80.8	2:48.631
10	49.511	113.4	1:19.579		31.478	86.6	2:40.568	20	53.188	90.8	1:24.687	104.4	30.726	80.0	2:48.601

7 Pearson G-Pearson J (W4A)								Jaguar D-Type							
lap	Sect-1	Speed	Sect-2	Speed	Sect-3	Speed	Laptime Pit	lap	Sect-1	Speed	Sect-2	Speed	Sect-3	Speed	Laptime Pit
1		113.4	1:16.004		29.229	89.7	2:31.837	11	47.926	122.5	1:16.968	128.6	28.896	90.9	2:33.790
2	47.027	117.7	1:15.676		28.937	90.2	2:31.640	12	47.910	120.7	1:16.781		28.933	89.7	2:33.624
3	46.823	120.9	1:15.229		29.285	88.3	2:31.337	13	48.423	116.5	1:16.704		29.016	90.3	2:34.143
4	46.994	118.8	1:15.247		28.535	90.7	2:30.776	14	47.199	113.6	2:44.545		30.642	84.7	4:02.386 P
5	46.938	120.1	1:16.772		28.579	90.7	2:32.289	15	49.349	113.7	1:19.113		29.802	85.6	2:38.264
6	47.494	115.1	1:16.505		28.639	89.0	2:32.638	16	48.352	112.2	1:18.182		29.357	89.8	2:35.891
7	47.751	117.1	1:16.505		28.536	90.4	2:32.792	17	49.906	102.0	1:18.499		29.780	89.0	2:38.185
8	47.683	120.9	1:16.688		28.990	86.5	2:33.361	18	48.473	116.1	1:17.711		31.077	81.2	2:37.261
9	48.385	117.1	1:16.546		28.256	90.1	2:33.187	19	49.228	112.0	1:18.459		31.084	75.3	2:38.771
10	47.797	121.4	1:16.646	124.3	28.581	89.8	2:33.024	20	51.061	111.3	1:19.380	127.8	30.701	80.9	2:41.142

8 Müller U-Müller A (W3A)								Aston Martin DB3S							
lap	Sect-1	Speed	Sect-2	Speed	Sect-3	Speed	Laptime Pit	lap	Sect-1	Speed	Sect-2	Speed	Sect-3	Speed	Laptime Pit
1		110.7	1:21.332		29.847	85.6	2:45.063	11	51.615	103.6	1:23.108	115.1	31.563	77.4	2:46.286
2	49.974	110.4	1:19.830	119.6	30.692	73.7	2:40.496	12	52.202	108.6	1:23.233	112.4	31.517	81.0	2:46.952
3	50.576	108.2	1:20.376		29.974	85.2	2:40.926	13	51.672	100.8	1:24.300		31.823	77.2	2:47.795
4	51.851	108.4	1:20.104	119.4	29.622	84.5	2:41.577	14	52.129	108.6	1:23.399	116.1	31.091	80.1	2:46.619
5	50.022	113.7	1:20.252	117.9	29.963	84.8	2:40.237	15	53.443	102.5	1:23.845	115.3	31.310	80.6	2:48.598
6	51.555	106.0	1:21.911	117.5	30.325	84.8	2:43.791	16	52.888	106.2	1:23.938		31.302	75.2	2:48.128
7	49.986	113.7	1:20.744	117.3	30.603	84.6	2:41.333	17	52.340	110.0	1:24.528	115.1	32.484	78.0	2:49.352
8	50.109	111.3	1:20.837	114.9	31.086	81.9	2:42.032	18	51.894	110.4	1:22.615		33.014	70.2	2:47.523
9	51.362	103.6	2:58.122		31.354	82.5	4:20.838 P	19	52.340	105.8	1:23.328	115.1	31.143	80.8	2:46.811
10	52.920	106.2	1:24.710	115.7	31.813	79.9	2:49.443	20							



**Session Start: 10:58:11 - Finish: 11:50:27**  
**Weather/Track Conditions: Bright / Dry**  
**Circuit: Silverstone Historic Grand Prix**  
**Track Length: 5.857 Km - 3.6394 miles**



# Silverstone Classic - 28 - 30 Jul 2017

## Royal Automobile Club Woodcote Trophy For pre '56 Sports Cars

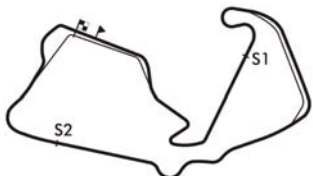
### Race 15 - Sector Analysis

9 Eastick-Jones (W4A)								Jaguar D-Type							
lap	Sect-1	Speed	Sect-2	Speed	Sect-3	Speed	Laptime Pit	lap	Sect-1	Speed	Sect-2	Speed	Sect-3	Speed	Laptime Pit
1							2:39.949	11	49.095	119.2	1:17.780	134.2	30.785	80.9	2:37.660
2							2:54.872	12	49.164	113.9	1:19.274		29.735	84.0	2:38.173
3							2:39.794	13	49.656	116.3	1:18.528		29.383	84.7	2:37.567
4							2:38.442	14	48.807	121.1	1:17.634	133.2	29.776	87.0	2:36.217
5							2:37.708	15	49.005	123.1	1:17.695		29.745	81.8	2:36.445
6							2:37.464	16	49.277	120.1	1:18.039		30.120	87.6	2:37.436
7							2:40.000	17	49.541	120.3	1:17.596	128.3	30.112	88.0	2:37.249
8							2:38.611	18	48.663	120.7	1:20.726		29.761	84.4	2:39.150
9							2:38.236	19	49.728	123.4	1:17.850	130.8	29.645	83.2	2:37.223
10	Out		In	133.9	29.681	85.4	4:13.543 P	20	48.033	119.2	1:17.682	132.1	29.763	83.6	2:35.478

10 Bourne-Paul (W3A)								Lotus Mk10							
lap	Sect-1	Speed	Sect-2	Speed	Sect-3	Speed	Laptime Pit	lap	Sect-1	Speed	Sect-2	Speed	Sect-3	Speed	Laptime Pit
1		112.6	1:18.945	120.7	29.035	85.8	2:38.191	11	48.353	115.1	1:17.641	120.9	28.486	86.3	2:34.480
2	48.316	116.1	1:17.801	121.4	28.703	86.4	2:34.820	12	48.202	115.9	1:17.912	120.3	28.632	87.0	2:34.746
3	47.993	115.1	1:17.879	122.0	29.442	81.8	2:35.314	13	48.311	115.3	1:19.356	120.5	29.205	84.8	2:36.872
4	49.044	116.7	1:17.013	122.2	28.507	85.3	2:34.564	14	48.284	116.3	1:18.412	120.1	29.159	85.9	2:35.855
5	47.901	115.1	1:17.075	120.9	28.385	84.4	2:33.361	15	48.802	115.9	1:17.709	120.9	28.865	85.2	2:35.376
6	47.977	115.5	1:16.780	120.5	28.712	86.7	2:33.469	16	47.921	116.3	2:47.420	117.1	30.560	82.1	4:05.901 P
7	47.551	115.9	1:17.208	120.5	28.586	86.9	2:33.345	17	50.368	113.6	1:21.015	117.5	30.317	86.5	2:41.700
8	48.328	114.7	1:17.779	119.4	28.514	85.6	2:34.621	18	49.508	115.5	1:19.828	117.9	40.134	69.3	2:49.470
9	48.572	114.7	1:18.483	120.1	28.548	87.6	2:35.603	19	52.477	110.9	1:23.075	118.6	33.302	77.2	2:48.854
10	48.686	114.5	1:17.756	120.3	28.786	85.8	2:35.228	20	50.750	113.4	1:22.000	118.4	30.761	86.9	2:43.511

11 Wakeman-Blakeney-Edwards (W4A)								Cooper T38							
lap	Sect-1	Speed	Sect-2	Speed	Sect-3	Speed	Laptime Pit	lap	Sect-1	Speed	Sect-2	Speed	Sect-3	Speed	Laptime Pit
1		107.7	1:16.921	129.1	28.606	89.6	2:33.564	11	48.875	111.1	2:46.160	131.1	28.570	87.8	4:03.605 P
2	47.511	114.9	1:15.342	132.4	28.609	88.8	2:31.462	12	47.354	121.6	1:15.975		28.698	87.6	2:32.027
3	47.110	114.3	1:15.524		29.656	87.4	2:32.290	13	48.061	121.4	1:16.917		28.357	89.8	2:33.335
4	47.477	118.1	1:15.445		29.118	85.6	2:32.040	14	47.949	122.9	1:15.779	134.2	28.613	87.8	2:32.341
5	47.587	119.8	1:15.711		28.534	89.1	2:31.832	15	47.492	124.7	1:16.329	131.8	28.150	88.8	2:31.971
6	47.319	117.3	1:15.751		29.034	88.8	2:32.104	16	47.012	123.4	1:15.799	132.4	28.556	88.2	2:31.367
7	47.284	122.5	1:17.382		28.740	90.7	2:33.406	17	46.883	122.7	1:15.923	132.1	28.371	89.4	2:31.177
8	47.375	116.7	1:15.349	131.8	28.614	90.4	2:31.338	18	47.078	124.5	1:16.074	130.1	28.232	88.2	2:31.384
9	48.931	119.6	1:16.108	131.8	28.360	90.6	2:33.399	19	47.293	122.9	1:16.288	132.6	29.315	87.3	2:32.896
10	47.886	113.0	1:15.833		28.665	90.3	2:32.384	20	47.159	122.7	1:16.431		28.940	85.2	2:32.530

14 Brown C-Brown J (W4)								Jaguar C-Type							
lap	Sect-1	Speed	Sect-2	Speed	Sect-3	Speed	Laptime Pit	lap	Sect-1	Speed	Sect-2	Speed	Sect-3	Speed	Laptime Pit
1		108.8	1:22.261	120.3	31.031	81.4	2:52.113	11	50.595	105.0	2:59.612	112.8	32.529	75.5	4:22.736 P
2	51.931	106.9	1:22.041	119.0	30.490	83.4	2:44.462	12	51.972	106.7	1:23.999	117.5	32.156	78.6	2:48.127
3	51.923	101.7	1:21.827	118.4	30.793	77.4	2:44.543	13	52.586	108.4	1:25.957	113.9	32.644	73.7	2:51.187
4	51.007	100.9	1:21.697	118.4	30.739	82.7	2:43.443	14	52.540	105.4	1:24.916	116.1	32.396	77.6	2:49.852
5	50.884	100.6	1:22.169	116.5	30.358	81.9	2:43.411	15	51.700	109.8	1:23.760	112.8	32.574	76.5	2:48.034
6	50.489	106.4	1:21.480	116.3	30.619	82.7	2:42.588	16	52.491	99.7	1:24.439	114.5	32.006	81.8	2:48.936
7	50.560	106.5	1:21.450	117.1	30.972	82.5	2:42.982	17	53.381	107.0	1:25.196	113.6	34.032	74.9	2:52.609
8	52.010	106.5	1:21.948	116.3	30.970	83.3	2:44.928	18	51.988	107.7	1:24.280	114.3	33.159	67.8	2:49.427
9	51.075	102.9	1:22.583	116.7	30.467	82.7	2:44.125	19	52.529	101.1	1:25.057	112.8	32.321	80.4	2:49.907
10	50.868	107.0	1:23.114	116.5	30.790	82.7	2:44.772	20							



**Session Start: 10:58:11 - Finish: 11:50:27**  
**Weather/Track Conditions: Bright / Dry**  
**Circuit: Silverstone Historic Grand Prix**  
**Track Length: 5.857 Km - 3.6394 miles**

# Silverstone Classic - 28 - 30 Jul 2017

## Royal Automobile Club Woodcote Trophy For pre '56 Sports Cars

### Race 15 - Sector Analysis

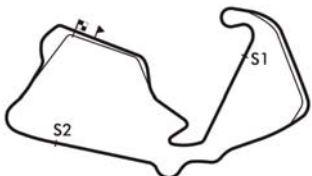
16 Christopher Jolly (W3)								Aston Martin DB2							
lap	Sect-1	Speed	Sect-2	Speed	Sect-3	Speed	Laptime Pit	lap	Sect-1	Speed	Sect-2	Speed	Sect-3	Speed	Laptime Pit
1		100.9	1:24.911	113.7	31.977	79.6	2:57.428	11	52.361	107.2	1:22.508	115.1	31.225	81.0	2:46.094
2	52.022	107.2	1:25.213	114.7	32.113	77.9	2:49.348	12	51.886	107.5	1:22.073	114.1	31.156	81.5	2:45.115
3	52.015	102.5	1:24.897	113.2	33.164	76.0	2:50.076	13	51.491	104.5	1:25.206	113.2	31.551	80.1	2:48.248
4	52.607	102.5	1:24.200	114.1	31.641	79.8	2:48.448	14	51.710	101.8	1:23.590	114.7	31.068	80.5	2:46.368
5	52.058	104.5	1:24.902	113.6	31.559	78.3	2:48.519	15	52.251	106.0	1:23.755	113.7	31.282	80.4	2:47.288
6	51.953	104.2	1:24.195	113.9	31.838	79.4	2:47.986	16	51.435	101.8	1:22.891	113.2	31.024	81.7	2:45.350
7	52.441	104.4	1:23.861	113.6	31.414	81.1	2:47.716	17	1:02.902	101.1	1:24.759	112.0	31.931	79.6	2:59.592
8	51.869	105.7	1:23.679	115.1	31.315	81.0	2:46.863	18	53.498	102.1	1:25.129	112.8	32.141	76.9	2:50.768
9	51.874	104.2	2:53.073	113.2	31.723	81.8	4:16.670 P	19	52.751	99.6	1:25.149	113.2	31.915	76.5	2:49.815
10	51.791	102.0	1:23.512	114.9	31.001	80.3	2:46.304	20							

17 Melling-Hall (W3)								Aston Martin DB3							
lap	Sect-1	Speed	Sect-2	Speed	Sect-3	Speed	Laptime Pit	lap	Sect-1	Speed	Sect-2	Speed	Sect-3	Speed	Laptime Pit
1		95.2	1:26.973		32.865	75.0	3:00.511	11	50.480	107.0	1:20.742		29.989	82.1	2:41.211
2	53.793	92.2	1:25.507		31.984	72.9	2:51.284	12	50.034	107.0	1:20.337		30.594	78.3	2:40.965
3	56.362	95.7	1:27.206		33.460	73.7	2:57.028	13	50.212	105.5	1:20.715		30.411	79.7	2:41.338
4	53.447	102.8	1:25.898		32.321	77.5	2:51.666	14	50.579	103.2	1:19.913		30.969	80.4	2:41.461
5	53.715	101.4	1:26.810		31.989	77.8	2:52.514	15	50.422	105.5	1:20.667		30.138	75.2	2:41.227
6	53.701	101.1	1:26.691		32.034	78.2	2:52.426	16	50.190	104.7	1:20.559		29.531	81.6	2:40.280
7	53.690	104.5	1:25.471		32.033	79.0	2:51.194	17	51.341	107.5	1:21.017		30.122	83.8	2:42.480
8	53.656	102.5	1:26.373		32.698	76.9	2:52.727	18	50.088	102.9	1:21.362		30.112	81.9	2:41.562
9	55.477	87.5	3:00.598		30.336	81.5	4:26.411 P	19	50.419	100.5	1:22.346		30.981	81.3	2:43.746
10	50.569	99.9	1:21.485		30.120	79.8	2:42.174	20							

18 Rawe-Midgley (W3A)								Austin-Healey 100M							
lap	Sect-1	Speed	Sect-2	Speed	Sect-3	Speed	Laptime Pit	lap	Sect-1	Speed	Sect-2	Speed	Sect-3	Speed	Laptime Pit
1		100.2	1:26.192	108.9	33.263	75.7	3:07.018	10	52.726	95.5	3:17.547	96.8	36.683	71.9	4:46.956 P
2	53.542	102.5	1:24.708	110.7	32.312	78.2	2:50.562	11	57.032	93.7	1:31.945	100.5	34.489	74.1	3:03.466
3	52.763	107.9	1:26.250	110.4	32.715	76.2	2:51.728	12	56.049	96.1	1:30.066	103.7	35.482	72.7	3:01.597
4	53.837	104.7	1:25.653	111.1	31.872	78.7	2:51.362	13	56.860	86.3	1:30.223	108.1	33.032	75.1	3:00.115
5	54.425	101.4	1:26.427	110.4	31.863	79.0	2:52.715	14	56.193	95.2	1:27.772	108.4	32.748	74.6	2:56.713
6	53.849	105.0	1:25.270	110.4	31.422	79.8	2:50.541	15	56.792	97.3	1:27.728	107.5	33.151	77.6	2:57.671
7	53.143	105.4	1:24.939	109.1	32.061	79.7	2:50.143	16	54.755	97.7	1:28.149	107.0	33.350	65.6	2:56.254
8	54.017	106.4	1:23.811	109.3	31.562	79.4	2:49.390	17	56.426	101.1	1:28.812	94.5	35.618	71.4	3:00.856
9	52.560	102.0	1:24.632	109.5	32.110	78.8	2:49.302	18	55.196	95.2	1:28.715	107.5	34.420	72.9	2:58.331

20 Rudiger Friedrichs (W4)								Jaguar C-Type							
lap	Sect-1	Speed	Sect-2	Speed	Sect-3	Speed	Laptime Pit	lap	Sect-1	Speed	Sect-2	Speed	Sect-3	Speed	Laptime Pit
1		104.0	1:21.449	122.0	30.608	84.5	2:49.263	11	50.083	112.8	1:19.957	125.0	30.719	86.3	2:40.759
2	50.296	117.5	1:19.655	126.1	30.213	86.0	2:40.164	12	49.725	113.9	1:21.018	125.9	31.243	77.6	2:41.986
3	49.798	104.9	1:20.835	125.2	30.389	85.6	2:41.022	13	50.153	99.1	1:20.230	125.7	30.927	85.4	2:41.310
4	50.112	104.2	1:20.100	120.7	30.503	85.5	2:40.715	14	49.684	102.5	1:20.234	120.3	30.597	86.1	2:40.515
5	49.757	107.0	1:20.163	124.3	31.126	85.7	2:41.046	15	49.662	111.3	1:19.976	122.9	30.672	85.7	2:40.310
6	50.094	105.7	1:20.044	119.8	30.763	85.3	2:40.901	16	49.339	113.9	1:19.351	123.4	30.400	86.4	2:39.090
7	49.647	110.4	1:19.976	125.2	30.112	84.7	2:39.735	17	50.619	107.0	1:19.798	125.2	30.715	85.8	2:41.132
8	49.681	102.8	2:45.491	125.2	30.123	84.3	4:05.295 P	18	49.814	108.8	1:20.822	124.5	32.094	78.5	2:42.730
9	50.222	105.8	1:20.577	125.7	30.577	85.1	2:41.376	19	50.147	104.2	1:20.474	124.3	30.435	86.9	2:41.056
10	49.398	106.4	1:20.048	122.0	30.878	84.4	2:40.324	20							

21 Nigel Batchelor (W1)								Cooper T21							
lap	Sect-1	Speed	Sect-2	Speed	Sect-3	Speed	Laptime Pit	lap	Sect-1	Speed	Sect-2	Speed	Sect-3	Speed	Laptime Pit
1		92.3	1:29.190		32.471	76.3	3:13.187	10	55.964	88.7	1:30.329		32.313	76.5	2:58.606
2	58.099	86.7	1:30.811		34.977	71.6	3:03.887	11	56.691	91.3	1:28.403		31.042	77.5	2:56.136
3	57.465	87.4	1:29.189		32.700	76.6	2:59.354	12	56.154	86.7	1:31.769		32.164	74.1	3:00.087
4	56.725	84.1	1:31.162		31.739	73.8	2:59.626	13	56.423	85.6	1:30.291		31.302	76.9	2:58.016
5	56.802	87.4	1:30.844		32.714	75.7	3:00.360	14	58.110	85.6	1:30.338		31.502	76.9	2:59.950
6	56.518	82.1	1:29.656		31.216	75.4	2:57.390	15	55.848	86.1	1:30.048		31.193	77.2	2:57.089
7	56.487	92.9	1:31.614		31.563	73.3	2:59.664	16	56.154	87.3	1:30.188		31.599	75.2	2:57.941
8	56.904	85.3	1:31.068		31.572	74.2	2:59.544	17	56.506	85.5	1:30.193		32.014	76.5	2:58.713
9	57.550	84.7	2:55.264		31.128	78.5	4:23.942 P	18							



**Session Start: 10:58:11 - Finish: 11:50:27**  
**Weather/Track Conditions: Bright / Dry**  
**Circuit: Silverstone Historic Grand Prix**  
**Track Length: 5.857 Km - 3.6394 miles**

# Silverstone Classic - 28 - 30 Jul 2017

## Royal Automobile Club Woodcote Trophy For pre '56 Sports Cars

### Race 15 - Sector Analysis

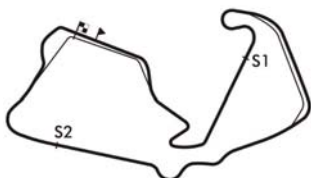
23 Wood T-Wood B (W4)								RGS Atalanta							
lap	Sect-1	Speed	Sect-2	Speed	Sect-3	Speed	Laptime Pit	lap	Sect-1	Speed	Sect-2	Speed	Sect-3	Speed	Laptime Pit
1		105.7	1:19.030		29.927	83.1	2:41.303	9	49.421	111.8	1:18.424		28.935	85.9	2:36.780
2	49.115	112.8	1:17.848		29.272	83.1	2:36.235	10	48.872	117.1	1:17.003		28.904	86.8	2:34.779
3	48.452	110.6	1:17.818		30.359	84.3	2:36.629	11	48.366	117.9	1:18.432		28.998	87.3	2:35.796
4	48.648	114.9	1:17.298		29.571	85.8	2:35.517	12	48.157	116.1	1:17.164		28.755	86.5	2:34.076
5	48.565	109.3	1:19.271		29.008	87.4	2:36.844	13	48.371	115.5	1:17.050		28.796	85.9	2:34.217
6	49.682	108.1	1:18.373		29.348	86.7	2:37.403	14	48.208	110.6	2:48.346		36.490	71.6	4:13.044 P
7	47.868	117.3	1:16.966		29.116	82.3	2:33.950	15	55.791	88.5	1:31.618		35.998	76.0	3:03.407
8	49.372	113.4	1:18.692		29.474	83.5	2:37.538	16							

24 Ward S-Ward J (W4)								Jaguar XK120 Ecurie Ecosse							
lap	Sect-1	Speed	Sect-2	Speed	Sect-3	Speed	Laptime Pit	lap	Sect-1	Speed	Sect-2	Speed	Sect-3	Speed	Laptime Pit
1		101.8	1:30.282	105.8	35.315	60.8	3:26.531	10	52.585	111.1	1:21.395	115.5	32.265	81.7	2:46.245
2	1:08.701	97.1	1:29.668	111.5	38.428	66.1	3:16.797	11	52.830	103.9	1:24.386	120.1	32.004	76.5	2:49.220
3	57.633	102.1	1:29.564	110.7	35.766	68.8	3:02.963	12	1:11.904	103.4	1:23.169	116.1	32.783	77.0	3:07.856
4	57.365	102.0	1:30.228	110.0	36.093	72.5	3:03.686	13	52.003	106.9	1:22.875	119.8	31.758	80.2	2:46.636
5	57.518	102.1	1:29.154	107.0	37.103	72.1	3:03.775	14	51.958	115.1	1:24.676	110.7	32.308	81.3	2:48.942
6	55.065	101.5	1:46.252	103.9	37.189	71.2	3:18.506	15	1:05.385	110.9	1:23.035	116.9	32.116	79.0	3:00.536
7	56.662	99.4	1:29.413	107.9	36.946	69.3	3:03.021	16	52.291	109.8	1:24.713	109.1	33.810	78.0	2:50.814
8	58.091	102.6	3:03.167	106.2	33.729	79.0	4:34.987 P	17	52.625	113.0	1:27.532	114.7	32.546	75.1	2:52.703
9	52.355	109.7	1:23.190	113.7	32.849	79.1	2:48.394	18							

25 Nick Ruddell (W3)								Aston Martin DB2/4 MkI							
lap	Sect-1	Speed	Sect-2	Speed	Sect-3	Speed	Laptime Pit	lap	Sect-1	Speed	Sect-2	Speed	Sect-3	Speed	Laptime Pit
1		105.2	1:26.735	113.4	33.348	78.0	3:09.426	3	55.230	102.5	1:29.275	110.0	35.484	66.6	2:59.989
2	52.847	109.1	1:26.180	113.9	34.291	73.6	2:53.318	4							

26 Abecassis-Woolmer (W3A)								Austin-Healey 100/4							
lap	Sect-1	Speed	Sect-2	Speed	Sect-3	Speed	Laptime Pit	lap	Sect-1	Speed	Sect-2	Speed	Sect-3	Speed	Laptime Pit
1		109.1	1:23.219	114.9	30.124	81.7	2:50.633	11	50.314	109.8	1:20.909	113.6	30.150	74.8	2:41.373
2	50.026	110.9	1:21.058	115.3	30.484	83.4	2:41.568	12	50.784	107.9	1:22.046	114.1	30.769	78.7	2:43.599
3	51.317	108.8	1:22.606	115.5	29.867	82.6	2:43.790	13	50.268	108.6	1:21.162	111.1	30.021	81.1	2:41.451
4	50.199	107.7	1:21.879	115.1	29.893	81.7	2:41.971	14	50.495	106.2	1:21.411	111.8	29.850	82.0	2:41.756
5	51.141	110.2	1:20.402	114.7	29.564	82.0	2:41.107	15	50.387	108.1	1:21.192	111.1	29.637	82.5	2:41.216
6	51.959	108.8	1:21.909	114.1	30.127	80.2	2:43.995	16	51.055	109.1	1:21.457	110.0	29.563	80.1	2:42.075
7	50.712	109.3	1:21.705	114.7	30.334	83.3	2:42.751	17	51.580	108.4	1:21.007	110.7	36.559	60.0	2:49.146
8	50.218	110.9	1:20.409	114.3	29.539	81.5	2:40.166	18					31.404	75.2	2:45.459
9	50.094	109.5	3:23.397	110.7	30.361	81.2	4:43.852 P	19	51.110	106.7	1:21.585	110.4	30.668	79.4	2:43.363
10	51.042	105.2	1:22.104	110.4	29.992	81.9	2:43.138	20							

27 Martyn Corfield (W2)								Frazer Nash Le Mans Replica MkII							
lap	Sect-1	Speed	Sect-2	Speed	Sect-3	Speed	Laptime Pit	lap	Sect-1	Speed	Sect-2	Speed	Sect-3	Speed	Laptime Pit
1		106.5	1:23.619		31.853	78.5	2:55.056	11	52.279	100.5	1:23.846		31.576		2:47.701
2	1:04.151	100.3	1:22.979		31.855	76.3	2:58.985	12	53.238	102.0	1:24.929		32.704		2:50.871
3	53.133	101.4	1:24.132		31.250	72.9	2:48.515	13	51.890	105.4	1:22.633		31.847		2:46.370
4	52.225	102.0	1:23.554		31.141	80.0	2:46.920	14	51.792	102.9	1:23.236		31.150	79.8	2:46.178
5	52.099	103.6	1:23.308		30.928	80.4	2:46.335	15	52.466	101.8	1:23.135		31.368	79.8	2:46.969
6	51.371	103.4	1:23.239		31.726	80.9	2:46.336	16	51.575	105.2	1:23.043		31.194	79.3	2:45.812
7	51.583	105.8	1:23.251		30.951	80.5	2:45.785	17	52.295	101.7	1:24.959		32.092		2:49.346
8	51.386	106.4	1:23.220		31.248	79.2	2:45.854	18	51.881	103.7	1:22.940		31.340	76.8	2:46.161
9					32.134	76.5	2:48.451	19	52.631	97.5	1:24.211		31.396	79.0	2:48.238
10	53.165	102.9	2:48.793		31.903	77.4	4:13.861 P	20							



**Session Start: 10:58:11 - Finish: 11:50:27**  
**Weather/Track Conditions: Bright / Dry**  
**Circuit: Silverstone Historic Grand Prix**  
**Track Length: 5.857 Km - 3.6394 miles**

# Silverstone Classic - 28 - 30 Jul 2017

## Royal Automobile Club Woodcote Trophy For pre '56 Sports Cars

### Race 15 - Sector Analysis

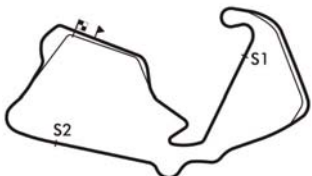
28 Cottingham J-Cottingham D (W2)								Ferrari 500 TRC							
lap	Sect-1	Speed	Sect-2	Speed	Sect-3	Speed	Laptime Pit	lap	Sect-1	Speed	Sect-2	Speed	Sect-3	Speed	Laptime Pit
1		110.4	1:18.593	122.2	29.738	86.3	2:40.706	11	49.049	112.2	1:20.159	117.7	29.004	86.7	2:38.212
2	48.576	116.5	1:17.364		28.870	87.5	2:34.810	12	50.655	111.7	1:18.983		28.854	86.7	2:38.492
3	47.868	117.5	1:16.962		29.566	83.0	2:34.396	13	49.035	115.5	1:18.309	119.0	28.818	85.8	2:36.162
4	47.993	119.2	1:17.270	123.6	28.914	85.5	2:34.177	14	48.711	113.4	2:54.505		33.479	70.2	4:16.695 P
5	48.668	116.9	1:17.995	121.1	28.908	87.3	2:35.571	15	53.991	104.0	1:26.438	104.7	33.850	75.8	2:54.279
6	47.778	115.9	1:17.685		28.902	86.6	2:34.365	16	54.063	101.8	1:26.439	100.8	34.391	75.7	2:54.893
7	48.319	116.1	1:18.414		28.921	86.6	2:35.654	17	55.779	93.3	1:24.188		34.090	75.7	2:54.057
8	49.143	115.1	1:19.187		28.817	86.0	2:37.147	18	54.840	100.6	1:25.930	108.2	34.147	75.7	2:54.917
9	49.804	114.7	1:18.900		28.926	86.7	2:37.630	19	53.129	106.7	1:26.130		33.075	74.7	2:52.334
10	48.541	113.6	1:18.862	118.4	28.780	86.3	2:36.183	20							

29 Llewellyn O-Llewellyn T (W4)								Allard J2							
lap	Sect-1	Speed	Sect-2	Speed	Sect-3	Speed	Laptime Pit	lap	Sect-1	Speed	Sect-2	Speed	Sect-3	Speed	Laptime Pit
1		106.2	1:17.882	121.6	30.662	90.6	2:40.378	11	50.363	101.4	1:19.400	127.8	31.669	80.3	2:41.432
2	49.104	103.4	1:17.505	126.1	29.927	87.7	2:36.536	12	50.154	104.0	1:19.799	120.9	31.448	87.4	2:41.401
3	47.702	111.8	1:17.141	126.1	30.621	85.4	2:35.464	13	49.594	104.5	1:20.022	122.7	31.114	88.2	2:40.730
4	48.863	106.4	1:17.509	126.1	30.231	87.0	2:36.603	14	50.619	107.9	1:20.168	127.6	31.865	83.8	2:42.652
5	48.454	103.2	1:18.616	125.2	29.925	84.9	2:36.995	15	50.029	107.4	1:20.381	128.8	32.071	79.4	2:42.481
6	50.246	100.0	1:19.334	124.3	30.085	88.8	2:39.665	16	51.456	104.4	1:21.230	121.6	31.302	88.4	2:43.988
7	48.511	106.7	1:18.364	122.0	30.104	87.2	2:36.979	17	50.169	110.6	1:20.727	125.9	31.582	85.4	2:42.478
8	48.857	102.0	2:48.948	124.5	31.225	85.8	4:09.030 P	18	51.734	100.3	1:21.294	124.7	32.163	84.0	2:45.191
9	51.334	99.0	1:20.050	127.3	31.315	78.8	2:42.699	19	50.421	103.9	1:20.849	104.4	31.463	88.1	2:42.733
10	50.276	103.7	1:19.671	128.1	30.926	87.3	2:40.873	20							

30 Fierro Eleta-Hart (W3)								Maserati 300S							
lap	Sect-1	Speed	Sect-2	Speed	Sect-3	Speed	Laptime Pit	lap	Sect-1	Speed	Sect-2	Speed	Sect-3	Speed	Laptime Pit
1		112.6	1:20.915		30.917	82.7	2:47.187	10	50.163	113.2	1:19.758		30.190	81.3	2:40.111
2	50.519	114.7	1:19.120		29.915	84.4	2:39.554	11	49.420	117.1	2:50.038		31.375	83.6	4:10.833 P
3	49.897	113.6	1:19.183		30.372	83.8	2:39.452	12	50.388	110.7	1:19.804		30.616	85.1	2:40.808
4	49.586	115.1	1:19.828		30.046	86.9	2:39.460	13	49.803	114.7	1:19.539		30.492	85.3	2:39.834
5	49.690	114.9	1:18.658		30.317	85.1	2:38.665	14	49.719	111.8	1:19.352		30.505	87.2	2:39.576
6	49.329	116.9	1:18.846		29.619	86.4	2:37.794	15	49.883	113.4	1:19.621		30.801	86.8	2:40.305
7	49.080	114.9	1:19.613		29.430	84.1	2:38.123	16	49.728	114.9	1:19.246		30.617	86.4	2:39.591
8	50.426	117.1	1:19.366		29.562	86.0	2:39.354	17	51.497	112.6	1:19.963		31.060	86.9	2:42.520
9	49.333	113.6	1:18.977		29.852	85.2	2:38.162	18							

31 Paul Griffin (W1)								Connaught ALSR							
lap	Sect-1	Speed	Sect-2	Speed	Sect-3	Speed	Laptime Pit	lap	Sect-1	Speed	Sect-2	Speed	Sect-3	Speed	Laptime Pit
1		93.9	1:28.361		32.806	79.3	3:10.830	10	55.581	95.6	1:26.193	99.3	31.365	79.0	2:53.139
2	54.117	96.4	1:27.325		36.045	67.7	2:57.487	11	53.616	97.4	1:26.485		31.341	79.6	2:51.442
3	55.649	97.7	1:28.912		34.463	67.4	2:59.024	12	53.774	96.6	1:25.690	102.0	31.733	79.1	2:51.197
4	56.926	95.3	1:26.297		32.795	75.6	2:56.018	13	52.962	98.4	1:25.563		31.054	79.6	2:49.579
5	1:14.083	94.1	1:25.802	98.4	33.400	79.0	3:13.285	14	54.029	96.1	1:26.484		31.215	77.0	2:51.728
6	54.260	95.9	1:25.355		31.621	78.5	2:51.236	15	54.436	97.8	1:24.939		31.186	77.3	2:50.561
7	54.221	96.8	1:26.643		31.022	79.2	2:51.886	16	53.750	97.5	1:27.628		32.206	74.2	2:53.584
8	54.175	96.8	1:26.117		31.487	79.3	2:51.779	17	55.287	96.1	1:26.853	99.0	32.080	78.4	2:54.220
9	53.094	96.7	3:34.830		30.998	79.4	4:58.922 P	18	54.524	96.8	1:25.898		30.990	78.0	2:51.412

33 Phillips C-Phillips O (W2)								Cooper Bristol							
lap	Sect-1	Speed	Sect-2	Speed	Sect-3	Speed	Laptime Pit	lap	Sect-1	Speed	Sect-2	Speed	Sect-3	Speed	Laptime Pit
1		97.8	1:26.217	108.8	31.617	77.5	2:59.952	10	52.555	105.7	1:23.098	108.9	30.990	79.4	2:46.643
2	53.177	99.4	1:24.009	108.2	30.807	79.0	2:47.993	11	52.558	105.4	1:23.090	107.9	30.947	80.9	2:46.595
3	52.361	94.8	1:23.910	108.4	31.440	76.4	2:47.711	12	51.637	105.8	1:23.548	109.1	31.236	80.6	2:46.421
4	52.732	100.2	1:24.659	106.0	31.259	78.1	2:48.650	13	52.635	105.8	1:22.838	110.0	31.153	80.8	2:46.626
5	52.669	102.5	1:24.404	106.4	30.976	78.3	2:48.049	14	52.998	105.4	1:23.388	109.7	31.789	76.5	2:48.175
6	53.120	101.7	1:24.328	106.5	30.982	79.9	2:48.430	15	52.616	104.7	1:22.637	109.3	30.815	80.9	2:46.068
7	52.340	103.4	1:24.474	108.6	30.532	80.7	2:47.346	16	51.408	106.0	1:39.568	74.3	36.410	73.2	3:07.386
8	52.596	103.7	1:24.064	107.5	30.702	81.0	2:47.362	17	1:01.444	80.5	2:09.692	84.7	36.276	66.5	3:47.412 P
9	53.220	97.8	2:55.405	108.2	31.108	79.7	4:19.733 P	18	1:00.167	78.8	1:31.922	85.7	34.104	74.6	3:06.193



**Session Start: 10:58:11 - Finish: 11:50:27**  
**Weather/Track Conditions: Bright / Dry**  
**Circuit: Silverstone Historic Grand Prix**  
**Track Length: 5.857 Km - 3.6394 miles**

# Silverstone Classic - 28 - 30 Jul 2017

## Royal Automobile Club Woodcote Trophy For pre '56 Sports Cars

### Race 15 - Sector Analysis

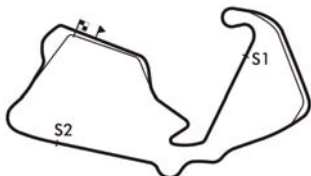
35 John Cleland (W1)								Lotus Mk5							
lap	Sect-1	Speed	Sect-2	Speed	Sect-3	Speed	Laptime Pit	lap	Sect-1	Speed	Sect-2	Speed	Sect-3	Speed	Laptime Pit
1		90.4	1:31.917	91.8	31.799	76.9	3:15.077	6	56.170	89.2	1:28.965	88.1	31.798	77.1	2:56.933
2	55.433	88.2	7:16.569	89.6	31.911	77.7	8:43.913 P	7	55.194	87.8	1:29.214	88.7	34.367	70.6	2:58.775
3	56.428	85.6	1:29.953	88.7	33.352	70.0	2:59.733	8	55.014	92.6	1:29.868	94.9	31.647	76.9	2:56.529
4	58.082	90.2	1:28.924	93.6	32.542	77.4	2:59.548	9	55.236	90.1	3:03.021	81.9	36.460	65.5	4:34.717 P
5	55.054	91.3	1:30.226	90.0	31.717	76.9	2:56.997	10							

36 Barrett-Shepherd (W4A)								Jaguar D-Type							
lap	Sect-1	Speed	Sect-2	Speed	Sect-3	Speed	Laptime Pit	lap	Sect-1	Speed	Sect-2	Speed	Sect-3	Speed	Laptime Pit
1		102.6	1:22.829	117.1	32.333	78.0	2:51.812	11	48.961	117.7	1:19.088		29.742	84.7	2:37.791
2	51.294	111.8	1:20.953		31.378	80.4	2:43.625	12	48.634	120.3	1:18.118	127.6	30.364	85.9	2:37.116
3	52.004	116.7	1:23.050		32.713	80.2	2:47.767	13	48.577	120.1	1:18.403		29.985	86.7	2:36.965
4	52.311	109.3	1:23.551	126.9	31.705	80.6	2:47.567	14	49.043	115.3	1:19.093		29.404	88.1	2:37.540
5	50.989	113.6	1:21.127	125.7	31.568	79.1	2:43.684	15	49.346	119.4	1:18.526	127.3	29.648	87.5	2:37.520
6	51.635	113.2	1:21.643		31.785	80.5	2:45.063	16	49.886	114.1	1:19.783		29.856	86.1	2:39.525
7	51.996	113.0	1:21.792		31.886	80.8	2:45.674	17	48.638	117.7	1:18.482	125.9	30.890	77.1	2:38.010
8	51.245	110.4	1:23.446		31.785	80.4	2:46.476	18	53.297	112.8	1:20.562	127.3	31.286	83.0	2:45.145
9	51.920	111.5	1:36.809		33.842	72.9	3:02.571	19	50.744	109.1	1:20.404	126.9	30.963	79.0	2:42.111
10	52.008	108.2	3:01.981		30.643	85.4	4:24.632 P	20							

40 De Los Milagros Viñegla-Martinez de Campos (W4)								Jaguar XK140							
lap	Sect-1	Speed	Sect-2	Speed	Sect-3	Speed	Laptime Pit	lap	Sect-1	Speed	Sect-2	Speed	Sect-3	Speed	Laptime Pit
1		98.5	1:28.884		33.592	76.4	3:12.855	10	58.110	88.5	1:31.876	101.1	34.551	71.8	3:04.537
2	54.919	101.2	1:27.783	104.0	33.096	74.1	2:55.798	11	57.053	98.3	1:30.571		34.452	72.9	3:02.076
3	54.644	100.8	1:26.307		32.090	76.3	2:53.041	12	58.641	95.9	1:31.239	102.9	34.637	74.0	3:04.517
4	54.161	99.9	1:26.403		31.329	77.0	2:51.893	13	56.670	99.4	1:31.703		34.891	69.1	3:03.264
5	53.922	99.9	1:25.339		31.116	76.9	2:50.377	14	56.429	94.3	1:30.330	101.1	34.277	73.2	3:01.036
6	53.456	101.4	1:24.980		30.924	78.1	2:49.360	15	57.711	91.1	1:29.825		34.277	73.7	3:01.813
7	52.910	102.5	1:25.014		30.956	77.5	2:48.880	16	56.680	98.1	1:34.678	99.7	34.079	67.4	3:05.437
8	53.352	101.1	1:25.679		31.404	78.2	2:50.435	17	58.050	100.9	1:28.871		33.610	74.9	3:00.531
9	54.182	99.9	4:08.102		34.583	71.4	5:36.867 P	18							

45 Mortimer P-Mortimer J (W3A)								Austin-Healey 100M							
lap	Sect-1	Speed	Sect-2	Speed	Sect-3	Speed	Laptime Pit	lap	Sect-1	Speed	Sect-2	Speed	Sect-3	Speed	Laptime Pit
1		103.7	1:23.866	113.0	31.813	78.9	2:55.305	5	54.509	99.9	1:23.960	111.1	31.498	80.3	2:49.967
2	53.033	102.3	1:25.844	110.0	31.535	76.8	2:50.412	6	52.664	105.8	1:25.319	109.3	31.745	80.3	2:49.728
3	51.856	106.5	1:23.906	110.2	31.933	73.4	2:47.695	7	53.172	105.5	1:24.924	110.9	31.340	80.3	2:49.436
4	54.740	102.3	1:27.689	109.8	32.145	78.2	2:54.574	8							

54 Smith-Ward (W4A)								Cooper Jaguar T33							
lap	Sect-1	Speed	Sect-2	Speed	Sect-3	Speed	Laptime Pit	lap	Sect-1	Speed	Sect-2	Speed	Sect-3	Speed	Laptime Pit
1		108.9	1:17.182		28.591	88.1	2:35.566	11	47.181	123.4	1:15.672		28.620	87.4	2:31.473
2	47.246	111.3	1:15.533		28.659	89.7	2:31.438	12	47.921	119.2	1:16.272		28.190	89.5	2:32.383
3	46.981	117.9	1:16.039		37.220	79.0	2:40.240	13	46.823	123.6	1:16.641		28.528	88.1	2:31.992
4	48.343	111.7	1:16.596		28.770	86.9	2:33.709	14	46.847	124.0	1:16.815		28.478	86.7	2:32.140
5	47.210	114.1	1:16.477		28.596	88.8	2:32.283	15	47.692	123.8	1:16.043		28.486	85.8	2:32.221
6	47.587	115.5	1:16.369		28.589	88.7	2:32.545	16	47.149	121.4	1:15.848		28.528	87.4	2:31.525
7	47.281	110.4	1:16.196		29.069	85.4	2:32.546	17	48.874	121.8	1:16.582		28.690	86.8	2:34.146
8	48.878	109.5	1:17.190		29.197	88.8	2:35.265	18	47.317	122.2	1:16.151		28.700	88.2	2:32.168
9	48.073	116.3	2:47.414		28.468	89.2	4:03.955 P	19	47.924	122.5	1:17.059		29.297	85.1	2:34.280
10	47.089	121.6	1:16.856		28.374	86.4	2:32.319	20	48.106	118.1	1:17.569		28.924	81.7	2:34.599



**Session Start: 10:58:11 - Finish: 11:50:27**  
**Weather/Track Conditions: Bright / Dry**  
**Circuit: Silverstone Historic Grand Prix**  
**Track Length: 5.857 Km - 3.6394 miles**

# Silverstone Classic - 28 - 30 Jul 2017

## Royal Automobile Club Woodcote Trophy For pre '56 Sports Cars

### Race 15 - Sector Analysis

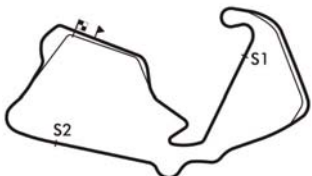
55 Webb-Wallace (W4A)								Jaguar C-Type							
lap	Sect-1	Speed	Sect-2	Speed	Sect-3	Speed	Laptime Pit	lap	Sect-1	Speed	Sect-2	Speed	Sect-3	Speed	Laptime Pit
1		105.7	1:20.646	126.1	31.165	81.4	2:46.835	11	51.599	113.0	1:19.252	121.8	30.030	86.3	2:40.881
2	51.619	118.6	1:20.859	125.7	31.599	82.7	2:44.077	12	48.714	110.7	1:18.715	121.6	30.051	87.7	2:37.480
3	51.630	117.9	1:19.230	125.2	30.998	81.7	2:41.858	13	48.835	117.7	1:17.679	121.4	29.929	88.1	2:36.443
4	52.317	110.2	1:20.281	125.9	31.512	72.2	2:44.110	14	49.340	113.6	1:18.293	128.1	30.260	87.4	2:37.893
5	50.570	118.6	1:19.429	126.9	31.168	81.1	2:41.167	15	48.269	116.7	1:19.208	123.8	30.003	88.8	2:37.480
6	51.819	106.4	3:36.980	123.6	32.025	78.2	5:00.824 P	16	48.969	115.9	1:18.373	122.7	30.149	88.1	2:37.491
7	51.349	114.1	1:21.059	121.4	31.018	83.0	2:43.426	17	48.887	116.5	1:18.813	124.0	30.254	86.5	2:37.954
8	49.867	112.8	2:55.588	126.9	30.795	84.6	4:16.250 P	18	48.777	117.7	1:18.511	120.9	30.447	85.4	2:37.735
9	50.076	110.7	1:18.782	128.3	30.323	86.7	2:39.181	19	49.514	111.8	1:20.075	121.8	30.473	86.7	2:40.062
10	49.191	116.3	1:17.970	127.8	31.172	81.7	2:38.333	20							

56 John Young (W3A)								Lister Maserati							
lap	Sect-1	Speed	Sect-2	Speed	Sect-3	Speed	Laptime Pit	lap	Sect-1	Speed	Sect-2	Speed	Sect-3	Speed	Laptime Pit
1		110.0	1:19.809	117.1	29.898	80.4	2:44.435	11	49.474	108.9	1:18.763	115.1	28.820	85.6	2:37.057
2	49.862	112.8	1:18.279	116.3	28.894	85.7	2:37.035	12	49.053	111.5	1:18.474	116.5	28.757	87.2	2:36.284
3	48.945	110.9	1:18.097	117.5	29.374	85.4	2:36.416	13	48.753	112.2	1:18.253	115.5	28.829	85.6	2:35.835
4	48.757	109.3	1:18.017	115.5	29.035	86.6	2:35.809	14	49.262	111.7	1:19.007	115.7	29.668	77.4	2:37.937
5	49.071	109.7	1:20.260	111.8	29.031	86.4	2:38.362	15	50.415	109.7	1:19.023	110.2	29.456	85.8	2:38.894
6	49.085	110.6	1:17.977	114.5	29.656	83.8	2:36.718	16	49.097	109.8	1:18.681	113.6	29.118	83.6	2:36.896
7	48.577	112.6	1:18.241	114.5	28.839	85.9	2:35.657	17	49.042	107.2	1:20.388	110.2	29.373	86.8	2:38.803
8	48.494	113.6	1:19.038	114.3	28.669	86.8	2:36.201	18	50.383	107.0	1:19.394	113.4	29.328	82.4	2:39.105
9	49.150	111.3	1:18.776	115.7	29.202	87.8	2:37.128	19	51.295	108.4	1:18.749	114.1	29.749	82.7	2:39.793
10	48.929	110.9	2:41.293	114.7	29.105	86.7	3:59.327 P	20	49.779	107.9	1:19.517	115.7	28.988	85.8	2:38.284

58 Willis-Minshaw (W3A)								Austin-Healey 100 Le Mans							
lap	Sect-1	Speed	Sect-2	Speed	Sect-3	Speed	Laptime Pit	lap	Sect-1	Speed	Sect-2	Speed	Sect-3	Speed	Laptime Pit
1		103.1	1:24.128	109.7	30.454	77.9	2:53.004	11	51.578	104.2	1:24.119	106.2	31.404	80.7	2:47.101
2	52.183	106.0	1:22.999	110.6	30.020	79.9	2:45.202	12	51.408	104.7	1:23.614	107.9	31.869	80.8	2:46.891
3	51.491	106.2	1:23.444	112.0	30.942	80.8	2:45.877	13	51.933	106.4	1:24.054	106.5	30.718	78.4	2:46.705
4	52.835	104.7	1:23.815	109.8	30.625	77.8	2:47.275	14	51.480	105.4	1:23.806	109.5	30.843	76.2	2:46.129
5	51.993	105.7	1:22.468	110.7	30.144	78.8	2:44.605	15	53.383	103.7	1:22.887	102.5	30.488	80.7	2:46.758
6	51.517	105.5	1:22.399	110.0	30.013	79.9	2:43.929	16	51.865	104.5	1:23.087	104.0	30.360	80.9	2:45.312
7	52.116	104.2	1:24.203	106.4	30.541	79.0	2:46.860	17	52.400	105.7	1:23.337	104.7	31.738	76.9	2:47.475
8	52.529	104.0	1:22.329	108.9	30.469	79.4	2:45.327	18	53.907	102.5	1:25.625	100.3	32.995	69.3	2:52.527
9	51.656	103.9	1:23.315	106.7	30.497	79.4	2:45.468	19	53.119	103.9	1:25.326	101.7	31.184	77.0	2:49.629
10	51.346	104.0	2:45.026	104.7	30.922	78.8	4:07.294 P	20							

61 Richard Wilson (W4)								Talbot Lago T26							
lap	Sect-1	Speed	Sect-2	Speed	Sect-3	Speed	Laptime Pit	lap	Sect-1	Speed	Sect-2	Speed	Sect-3	Speed	Laptime Pit
1		85.8	1:31.262		32.706	77.6	3:16.634	3	56.760	90.6	1:28.748		33.440	72.5	2:58.948
2	55.229	89.1	1:31.177		34.392	73.0	3:00.798	4	56.394	82.4	1:30.776		32.077	77.0	2:59.247

72 Katarina Kyvalova (W4A)								Cooper Jaguar T33							
lap	Sect-1	Speed	Sect-2	Speed	Sect-3	Speed	Laptime Pit	lap	Sect-1	Speed	Sect-2	Speed	Sect-3	Speed	Laptime Pit
1		100.5	1:31.502		35.083	74.7	3:12.358	10	52.864	102.9	1:23.744		32.519	82.6	2:49.127
2	55.395	97.0	1:27.513		36.036	68.5	2:58.944	11	52.401	105.2	1:26.409		33.266	80.5	2:52.076
3	54.309	102.0	1:26.818		35.673	70.4	2:56.800	12	54.134	104.9	1:23.685		32.760	82.8	2:50.579
4	56.522	91.7	1:26.550		33.998	76.8	2:57.070	13	52.357	97.8	1:23.472		32.338	81.6	2:48.167
5	54.297	100.9	1:26.503		34.228	82.2	2:55.028	14	52.172	105.5	1:22.729		32.795	76.5	2:47.696
6	54.849	98.8	1:25.752		32.671	82.1	2:53.272	15	52.801	93.9	1:24.356		32.599	83.1	2:49.756
7	53.000	103.6	1:26.689		33.108	78.2	2:52.797	16	51.890	106.7	1:24.226		33.368	77.3	2:49.484
8	54.704	103.6	1:26.105		33.052	81.7	2:53.861	17	52.834	105.7	1:25.690		35.700	77.0	2:54.224
9	53.120	98.4	2:56.485		33.632	77.9	4:23.237 P	18	53.021	95.6	1:25.164		32.853	80.2	2:51.038



**Session Start: 10:58:11 - Finish: 11:50:27**  
**Weather/Track Conditions: Bright / Dry**  
**Circuit: Silverstone Historic Grand Prix**  
**Track Length: 5.857 Km - 3.6394 miles**

# Silverstone Classic - 28 - 30 Jul 2017

## Royal Automobile Club Woodcote Trophy For pre '56 Sports Cars

### Race 15 - Sector Analysis

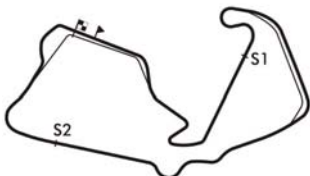
75 Stanley-Mahapatra (W4A)								Jaguar D-Type							
lap	Sect-1	Speed	Sect-2	Speed	Sect-3	Speed	Laptime Pit	lap	Sect-1	Speed	Sect-2	Speed	Sect-3	Speed	Laptime Pit
1		111.7	1:19.942	125.9	30.338	84.2	2:44.108	10	49.752	119.0	1:18.581	128.8	30.435	84.9	2:38.768
2	49.306	120.3	1:19.323	127.6	29.984	85.6	2:38.613	11	49.814	111.1	2:55.957		33.383	81.0	4:19.154 P
3	49.058	122.0	1:39.666		31.970	83.4	3:00.694	12	1:08.278	100.3	1:25.507	118.1	32.210	82.4	3:05.995
4	50.390	112.0	1:19.667	129.3	30.148	80.4	2:40.205	13	53.779	102.3	1:22.777	122.5	32.631	80.5	2:49.187
5	50.059	114.7	1:18.942	126.9	30.389	82.5	2:39.390	14	54.378	101.8	1:23.184	121.4	32.389	82.1	2:49.951
6	50.266	113.7	1:18.829	130.1	30.528	81.1	2:39.623	15	53.569	105.4	1:22.935	115.3	32.356	81.4	2:48.860
7	51.132	105.4	1:19.979	126.9	31.088	84.9	2:42.199	16	1:12.619	94.1	1:25.282	116.7	32.390	81.9	3:10.291
8	49.757	110.7	1:19.151	129.3	30.615	84.4	2:39.523	17	55.153	105.5	1:59.889	108.8	34.085	76.3	3:29.127 P
9	49.520	111.7	1:19.142		30.631	85.3	2:39.293	18	53.120	108.9	1:43.597	117.7	32.735	78.9	3:09.452

76 Welch-Knight (W3A)								Austin-Healey 100							
lap	Sect-1	Speed	Sect-2	Speed	Sect-3	Speed	Laptime Pit	lap	Sect-1	Speed	Sect-2	Speed	Sect-3	Speed	Laptime Pit
1		106.9	1:22.317	108.6	30.153	80.7	2:48.630	11	51.379	105.7	2:54.298	108.1	32.295	81.0	4:17.972 P
2	51.307	106.4	1:21.675	110.0	30.166	80.6	2:43.148	12	54.568	105.4	1:27.356	108.6	32.203	81.1	2:54.127
3	51.627	105.7	1:22.080	110.6	29.438	82.4	2:43.145	13	53.430	107.5	1:25.644	107.7	32.759	79.8	2:51.833
4	51.221	106.2	1:22.443	113.0	29.622	79.7	2:43.286	14	53.333	101.4	1:24.319	112.0	32.224	76.8	2:49.876
5	51.404	107.9	1:21.096	109.8	31.060	68.4	2:43.560	15	1:04.411	106.4	1:25.296	109.5	32.100	79.3	3:01.807
6	51.909	106.5	1:22.190	108.9	29.800	80.1	2:43.899	16	54.179	103.6	1:25.559	108.6	33.857	78.3	2:53.595
7	50.406	107.4	1:21.437	110.0	30.220	79.7	2:42.063	17	52.937	108.1	1:25.865	107.5	32.507	77.9	2:51.309
8	51.010	106.0	1:21.658	109.1	29.880	80.9	2:42.548	18	53.712	107.0	1:26.154	107.4	32.397	78.8	2:52.263
9	50.808	105.5	1:22.510	107.5	29.960	80.6	2:43.278	19	52.706	107.9	1:25.296	109.1	32.588	79.5	2:50.590
10	51.084	106.0	1:22.460	109.5	31.060	80.2	2:44.604	20							

78 Simon Diffey (WT1)								Jaguar Gomm XK140							
lap	Sect-1	Speed	Sect-2	Speed	Sect-3	Speed	Laptime Pit	lap	Sect-1	Speed	Sect-2	Speed	Sect-3	Speed	Laptime Pit
1		99.4	1:25.910		31.740	74.8	3:00.866	11	51.529	105.5	1:23.354		30.672	80.0	2:45.555
2	53.818	95.9	1:25.438		31.959	79.0	2:51.215	12	51.332	107.9	1:22.630		30.650	81.6	2:44.612
3	53.312	105.7	1:24.663		31.117	78.9	2:49.092	13	51.202	107.7	1:25.121		31.161	80.3	2:47.484
4	51.487	106.5	1:24.303		31.405	80.5	2:47.195	14	51.866	101.1	1:23.179		30.148	81.0	2:45.193
5	52.501	105.4	1:23.142		31.089	79.4	2:46.732	15	51.231	104.2	1:23.484		30.470	79.7	2:45.185
6	51.830	103.4	1:24.062		31.766	79.1	2:47.658	16	50.978	106.2	1:23.286		30.561	79.2	2:44.825
7	52.151	106.5	1:23.554		31.397	80.9	2:47.102	17	52.509	106.2	1:23.934		31.082	79.6	2:47.525
8	52.254	106.0	1:23.301		31.603	80.0	2:47.158	18	53.441	104.0	1:24.645		31.451	77.9	2:49.537
9	51.689	103.4	1:26.993		31.395	76.7	2:50.077	19	52.120	106.0	1:23.959		30.855	79.6	2:46.934
10	53.349	98.3	2:59.492		31.051	80.7	4:23.892 P	20							

98 Nick Matthews (W3A)								Austin-Healey 100/4							
lap	Sect-1	Speed	Sect-2	Speed	Sect-3	Speed	Laptime Pit	lap	Sect-1	Speed	Sect-2	Speed	Sect-3	Speed	Laptime Pit
1		101.7	1:22.865		31.010	79.1	2:52.447	8	51.311	106.2	1:26.985	108.1	30.509	79.2	2:48.805
2	51.871	105.0	1:23.027	110.9	29.947	80.7	2:44.845	9	50.600	105.0	2:47.878	108.6	30.287	81.1	4:08.765 P
3	51.620	105.0	1:23.330	111.3	31.508	79.6	2:46.458	10	50.728	105.2	1:21.926	109.3	30.756	81.5	2:43.410
4	51.916	104.4	1:23.408	108.9	31.993	76.1	2:47.317	11	50.771	105.7	1:22.453	108.8	30.911	73.5	2:44.135
5	51.869	104.9	1:22.399	110.0	30.235	77.4	2:44.503	12	50.594	106.4	1:22.538	112.2	31.170	78.6	2:44.302
6	51.628	104.2	1:22.953	111.1	30.457	79.6	2:45.038	13	51.500	105.8	1:23.080	109.8	30.143	81.0	2:44.723
7	53.500	104.9	1:24.616	107.4	30.344	74.7	2:48.460	14	51.632	105.0	1:21.763	109.7	30.660	70.4	2:44.055

115 Stretton-Wilson (W3)								Maserati 250S							
lap	Sect-1	Speed	Sect-2	Speed	Sect-3	Speed	Laptime Pit	lap	Sect-1	Speed	Sect-2	Speed	Sect-3	Speed	Laptime Pit
1		111.5	1:17.943		29.301	86.9	2:36.594	11	48.112	119.2	1:17.643		28.435	89.4	2:34.190
2	48.156	114.9	1:17.883		29.366	88.3	2:35.405	12	48.122	116.1	1:17.138		28.613	88.9	2:33.873
3	48.321	118.1	1:17.939		29.428	86.6	2:35.688	13	48.474	115.5	2:49.617		30.428	87.0	4:08.519 P
4	48.679	112.6	1:16.692		28.844	85.3	2:34.215	14	50.971	108.8	1:21.290		30.098	83.7	2:42.359
5	48.296	119.4	1:17.745		28.825	88.5	2:34.866	15	50.850	111.3	1:20.924		29.993	84.6	2:41.767
6	48.480	117.5	1:17.555		28.731	87.0	2:34.766	16	52.753	107.2	1:21.144		30.134	84.2	2:44.031
7	48.093	118.4	1:17.361		28.727	87.2	2:34.181	17	52.309	106.2	1:21.994		30.837	85.5	2:45.140
8	48.496	117.9	1:18.186		28.618	87.6	2:35.300	18	50.866	110.4	1:23.812		32.211	59.1	2:46.889
9	48.337	117.5	1:17.606		28.658	89.1	2:34.601	19	52.355	105.5	1:20.802		31.012	82.5	2:44.169
10	48.582	113.6	1:17.224		29.118	86.1	2:34.924	20	49.906	108.4	1:20.373		29.888	81.6	2:40.167



**Session Start: 10:58:11 - Finish: 11:50:27**  
**Weather/Track Conditions: Bright / Dry**  
**Circuit: Silverstone Historic Grand Prix**  
**Track Length: 5.857 Km - 3.6394 miles**

# Silverstone Classic - 28 - 30 Jul 2017

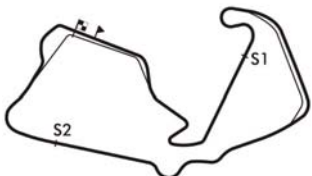
## Royal Automobile Club Woodcote Trophy For pre '56 Sports Cars

### Race 15 - Sector Analysis

118 Audi-Mahmoud (W3A)								Austin-Healey 100M							
lap	Sect-1	Speed	Sect-2	Speed	Sect-3	Speed	Laptime Pit	lap	Sect-1	Speed	Sect-2	Speed	Sect-3	Speed	Laptime Pit
1		104.2	1:26.775	105.2	32.833	77.5	3:02.182	10	54.602	99.4	1:26.977	104.5	32.339	77.4	2:53.918
2	53.830	102.6	1:25.126	105.4	31.505	78.9	2:50.461	11	54.495	98.8	1:26.973	102.9	33.846	79.0	2:55.314
3	54.029	105.2	1:25.269	106.0	31.751	80.1	2:51.049	12	53.323	101.8	1:25.459		31.760	79.0	2:50.542
4	52.874	103.6	1:24.475		32.074	79.0	2:49.423	13	52.581	102.8	1:24.690	105.4	31.947	77.5	2:49.218
5	52.391	104.9	1:24.706	105.8	31.727	79.1	2:48.824	14	54.009	103.9	1:24.556	103.6	31.407	79.6	2:49.972
6	52.310	104.7	1:24.223	106.5	31.251	80.6	2:47.784	15	52.679	103.7	1:24.957	102.8	31.707	79.1	2:49.343
7	51.546	104.7	1:24.091	105.2	30.980	80.0	2:46.617	16	52.806	101.7	1:25.967		32.112	78.5	2:50.885
8	51.644	104.9	1:24.700	106.0	33.557	80.4	2:49.901	17	52.898	101.8	1:27.067	99.6	34.286	57.3	2:54.251
9	53.715	100.5	3:05.231	96.4	32.779	77.1	4:31.725 P	18	55.900	101.1	1:27.524	100.8	33.968	69.4	2:57.392

125 Chris Ryan (WTI)								Triumph TR3S							
lap	Sect-1	Speed	Sect-2	Speed	Sect-3	Speed	Laptime Pit	lap	Sect-1	Speed	Sect-2	Speed	Sect-3	Speed	Laptime Pit
1		100.5	1:26.389		33.536	78.2	3:06.628	10	52.516	108.4	2:44.069		32.285	79.4	4:08.870 P
2	53.095	106.0	1:24.533	115.1	33.069	78.4	2:50.697	11	53.212	102.9	1:24.995		32.544	81.1	2:50.751
3	52.367	106.7	1:24.971		33.301	79.0	2:50.639	12	53.537	105.5	1:24.961		33.709	79.0	2:52.207
4	52.717	106.4	1:25.353		33.397	79.3	2:51.467	13	53.667	106.4	1:24.117	110.7	32.604	79.4	2:50.388
5	52.303	105.2	1:25.948		32.891	79.2	2:51.142	14	53.803	106.9	1:57.031		32.257	81.6	3:23.091 P
6	54.086	105.2	1:24.961	112.4	33.004	80.0	2:52.051	15	53.072	107.9	1:24.242		31.838	81.3	2:49.152
7	53.154	107.5	1:23.460		32.445	79.7	2:49.059	16	53.585	107.0	1:24.387		33.317	78.1	2:51.289
8	52.853	105.0	1:24.036	111.1	32.511	79.1	2:49.400	17	54.650	101.4	1:25.681		33.357	76.6	2:53.688
9	52.313	108.6	1:24.308	111.8	32.709	79.8	2:49.330	18	53.774	107.5	1:25.995		33.074	78.8	2:52.843

172 Robson-Smith Robson (W3A)								Austin-Healey 100M							
lap	Sect-1	Speed	Sect-2	Speed	Sect-3	Speed	Laptime Pit	lap	Sect-1	Speed	Sect-2	Speed	Sect-3	Speed	Laptime Pit
1		98.7	1:27.399		33.370	76.3	3:08.909	9	55.021	106.7	1:46.868		32.424	75.2	3:14.313
2	54.877	104.0	1:26.719		35.606	68.8	2:57.202	10	53.748	103.7	1:25.006		31.997	75.1	2:50.751
3	56.953	101.2	1:28.893		35.129	68.8	3:00.975	11	53.315	105.0	1:24.564		32.371	77.8	2:50.250
4	56.438	100.5	1:25.882		33.931	70.6	2:56.251	12	52.932	106.0	1:26.760		32.059	79.0	2:51.751
5	55.927	103.6	1:25.587		33.636	72.9	2:55.150	13	53.414	106.2	1:24.846		31.820	78.7	2:50.080
6	54.215	104.2	1:26.484		32.144	74.2	2:52.843	14	56.344	101.8	1:26.092		31.732	79.4	2:54.168
7	54.210	106.4	1:27.118		32.107	75.8	2:53.435	15	52.849	106.2	1:24.795		31.906	76.6	2:49.550
8	54.156	98.5	3:09.544		33.487	72.6	4:37.187 P	16	52.517	107.7	3:07.540		44.944	57.4	4:45.001



**Session Start: 10:58:11 - Finish: 11:50:27**  
**Weather/Track Conditions: Bright / Dry**  
**Circuit: Silverstone Historic Grand Prix**  
**Track Length: 5.857 Km - 3.6394 miles**

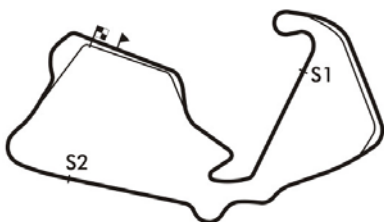


# Silverstone Classic - 28 - 30 Jul 2017

## Royal Automobile Club Woodcote Trophy For pre '56 Sports Cars

### Race 15 - Best Sector Times

SECTOR 1			SECTOR 2			SECTOR 3			IDEAL / BEST LAP COMPARISON						
NO	TIME	LAP	NO	TIME	LAP	NO	TIME	LAP	NO	NAME	BEST	IN	IDEAL	DIFF	
1	7	46.823	3	7	1:15.229	3	11	28.150	15	7	Pearson G-Pearson	2:30.776	4	2:30.308	+0.468
2	54	46.823	13	11	1:15.342	2	54	28.190	12	11	Wakeman-Blakeney	2:31.177	17	2:30.375	+0.802
3	11	46.883	17	54	1:15.533	2	7	28.256	9	54	Smith-Ward	2:31.438	2	2:30.546	+0.892
4	10	47.551	7	115	1:16.692	4	10	28.385	5	10	Bourne-Paul	2:33.345	7	2:32.716	+0.629
5	29	47.702	3	10	1:16.780	6	115	28.435	11	115	Stretton-Wilson	2:33.873	12	2:33.220	+0.653
6	28	47.778	6	28	1:16.962	3	56	28.669	8	28	Cottingham J-Cottin	2:34.177	4	2:33.520	+0.657
7	23	47.868	7	23	1:16.966	7	23	28.755	12	3	Hunt-Hall	2:34.940	4	2:34.265	+0.675
8	9	48.033	20	3	1:17.069	10	28	28.780	10	29	Llewellyn O-Llewelly	2:35.464	3	2:34.768	+0.696
9	115	48.093	7	29	1:17.141	3	6	28.924	12	9	Eastick-Jones	2:35.478	20	2:35.012	+0.466
10	3	48.258	4	9	1:17.596	17	3	28.938	9	56	John Young	2:35.657	7	2:35.140	+0.517
11	55	48.269	15	55	1:17.679	13	9	29.383	13	6	Wigley-Ure	2:35.784	14	2:35.525	+0.259
12	6	48.388	5	56	1:17.977	6	36	29.404	14	55	Webb-Wallace	2:36.443	13	2:35.877	+0.566
13	56	48.494	8	36	1:18.118	12	30	29.430	7	36	Barrett-Shepherd	2:36.965	13	2:36.099	+0.866
14	36	48.577	13	6	1:18.213	16	76	29.438	3	75	Stanley-Mahapatra	2:38.613	2	2:37.623	+0.990
15	75	49.058	3	75	1:18.581	10	17	29.531	16	20	Rudiger Friedrichs	2:39.090	16	2:38.802	+0.288
16	30	49.080	7	30	1:18.658	5	26	29.539	8	26	Abecassis-Woolmer	2:40.166	8	2:39.967	+0.199
17	20	49.339	16	20	1:19.351	16	8	29.622	4	8	Müller U-Müller A	2:40.237	5	2:39.426	+0.811
18	8	49.974	2	8	1:19.830	2	29	29.925	5	17	Melling-Hall	2:40.280	16	2:39.478	+0.802
19	26	50.026	2	17	1:19.913	14	55	29.929	13	76	Welch-Knight	2:42.063	7	2:40.940	+1.123
20	17	50.034	12	26	1:20.402	5	98	29.947	2	14	Brown C-Brown J	2:42.588	6	2:42.297	+0.291
21	76	50.406	7	76	1:21.096	5	75	29.984	2	58	Willis-Minshaw	2:43.929	6	2:43.688	+0.241
22	14	50.489	6	24	1:21.395	10	58	30.013	6	78	Simon Diffey	2:44.612	12	2:43.756	+0.856
23	98	50.594	12	14	1:21.450	7	20	30.112	7	16	Christopher Jolly	2:45.115	12	2:44.509	+0.606
24	78	50.978	16	98	1:21.763	14	78	30.148	14	27	Martyn Corfield	2:45.785	7	2:44.932	+0.853
25	58	51.346	10	16	1:22.073	12	14	30.358	5	33	Phillips C-Phillips O	2:46.068	15	2:44.577	+1.491
26	27	51.371	6	58	1:22.329	8	33	30.532	7	24	Ward S-Ward J	2:46.245	10	2:45.111	+1.134
27	33	51.408	16	78	1:22.630	12	40	30.924	6	118	Audi-Mahmoud	2:46.617	7	2:46.617	+0.000
28	16	51.435	16	27	1:22.633	13	27	30.928	5	72	Katarina Kyvalova	2:47.696	14	2:46.957	+0.739
29	118	51.546	7	33	1:22.637	15	118	30.980	7	40	De Los Milagros Viñ	2:48.880	7	2:48.814	+0.066
30	45	51.856	3	72	1:22.729	14	31	30.990	18	125	Chris Ryan	2:49.059	7	2:47.601	+1.458
31	72	51.890	16	125	1:23.460	7	16	31.001	10	18	Rawe-Midgley	2:49.302	9	2:47.793	+1.509
32	24	51.958	14	18	1:23.811	8	21	31.042	11	31	Paul Griffin	2:49.579	13	2:48.891	+0.688
33	125	52.303	5	45	1:23.866	1	45	31.340	7	21	Nigel Batchelor	2:56.136	11	2:55.293	+0.843
34	172	52.517	16	118	1:24.091	7	18	31.422	6	23	Wood T-Wood B	2:33.950	7	2:33.589	+0.361
35	18	52.560	9	172	1:24.564	11	4	31.453	5	30	Fierro Eleta-Hart	2:37.794	6	2:37.168	+0.626
36	25	52.847	2	31	1:24.939	15	35	31.647	8	98	Nick Matthews	2:43.410	10	2:42.304	+1.106
37	40	52.910	7	40	1:24.980	6	172	31.732	14	45	Mortimer P-Mortime	2:47.695	3	2:47.062	+0.633
38	31	52.962	13	4	1:25.110	7	24	31.758	13	172	Robson-Smith Robs	2:49.550	15	2:48.813	+0.737
39	4	53.313	5	25	1:26.180	2	125	31.838	15	4	Champion-Stretton	2:50.196	5	2:49.876	+0.320
40	35	55.014	8	21	1:28.403	11	61	32.077	4	25	Nick Ruddell	2:53.318	2	2:52.375	+0.943
41	61	55.229	2	61	1:28.748	3	72	32.338	13	35	John Cleland	2:56.529	8	2:55.585	+0.944
42	21	55.848	15	35	1:28.924	4	25	33.348	1	61	Richard Wilson	2:58.948	3	2:56.054	+2.894



**Session Start: 10:58:11 - Finish: 11:50:27**

**Weather/Track Conditions: Bright / Dry**

**Circuit: Silverstone Historic Grand Prix**

**Track Length: 5.857 Km - 3.6394 miles**

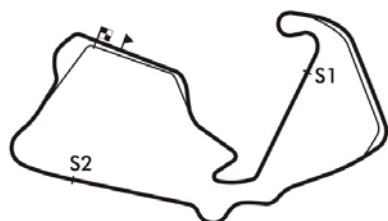


# Silverstone Classic - 28 - 30 Jul 2017

## Royal Automobile Club Woodcote Trophy For pre '56 Sports Cars

### Race 15 - Best Sector Speeds

	NO	SECTOR 1	MPH	NO	SECTOR 2	MPH	NO	SECTOR 3	MPH
1	11	Wakeman-Blakeney-Edward	124.7	9	Eastick-Jones	134.2	7	Pearson G-Pearson J	90.9
2	54	Smith-Ward	124.0	11	Wakeman-Blakeney-Edward	134.2	11	Wakeman-Blakeney-Edward	90.7
3	9	Eastick-Jones	123.4	75	Stanley-Mahapatra	130.1	29	Llewellyn O-Llewellyn T	90.6
4	7	Pearson G-Pearson J	122.5	29	Llewellyn O-Llewellyn T	128.8	54	Smith-Ward	89.7
5	75	Stanley-Mahapatra	122.0	7	Pearson G-Pearson J	128.6	115	Stretton-Wilson	89.4
6	36	Barrett-Shepherd	120.3	55	Webb-Wallace	128.3	3	Hunt-Hall	89.1
7	115	Stretton-Wilson	119.4	36	Barrett-Shepherd	127.6	55	Webb-Wallace	88.8
8	28	Cottingham J-Cottingham D	119.2	20	Rudiger Friedrichs	126.1	36	Barrett-Shepherd	88.1
9	55	Webb-Wallace	118.6	28	Cottingham J-Cottingham D	123.6	9	Eastick-Jones	88.0
10	23	Wood T-Wood B	117.9	10	Bourne-Paul	122.2	56	John Young	87.8
11	20	Rudiger Friedrichs	117.5	14	Brown C-Brown J	120.3	10	Bourne-Paul	87.6
12	3	Hunt-Hall	117.1	24	Ward S-Ward J	120.1	28	Cottingham J-Cottingham D	87.5
13	30	Fierro Eleta-Hart	117.1	8	Müller U-Müller A	119.6	6	Wigley-Ure	87.4
14	10	Bourne-Paul	116.7	6	Wigley-Ure	118.6	23	Wood T-Wood B	87.4
15	6	Wigley-Ure	115.1	56	John Young	117.5	30	Fierro Eleta-Hart	87.2
16	24	Ward S-Ward J	115.1	26	Abecassis-Woolmer	115.5	20	Rudiger Friedrichs	86.9
17	8	Müller U-Müller A	113.7	16	Christopher Jolly	115.1	8	Müller U-Müller A	85.6
18	56	John Young	113.6	125	Chris Ryan	115.1	75	Stanley-Mahapatra	85.6
19	29	Llewellyn O-Llewellyn T	111.8	25	Nick Ruddell	113.9	17	Melling-Hall	83.8
20	26	Abecassis-Woolmer	110.9	45	Mortimer P-Mortimer J	113.0	14	Brown C-Brown J	83.4
21	14	Brown C-Brown J	109.8	76	Welch-Knight	113.0	26	Abecassis-Woolmer	83.4
22	25	Nick Ruddell	109.1	98	Nick Matthews	112.2	72	Katarina Kyvalova	83.1
23	125	Chris Ryan	108.6	58	Willis-Minshaw	112.0	76	Welch-Knight	82.4
24	76	Welch-Knight	108.1	18	Rawe-Midgley	111.1	16	Christopher Jolly	81.8
25	18	Rawe-Midgley	107.9	33	Phillips C-Phillips O	110.0	24	Ward S-Ward J	81.7
26	78	Simon Diffey	107.9	118	Audi-Mahmoud	106.5	78	Simon Diffey	81.6
27	172	Robson-Smith Robson	107.7	40	De Los Milagros	104.0	125	Chris Ryan	81.6
28	16	Christopher Jolly	107.5	31	Paul Griffin	102.0	98	Nick Matthews	81.5
29	17	Melling-Hall	107.5	35	John Cleland	94.9	33	Phillips C-Phillips O	81.0
30	72	Katarina Kyvalova	106.7	3	Hunt-Hall	0.0	27	Martyn Corfield	80.9
31	27	Martyn Corfield	106.5	4	Champion-Stretton	0.0	58	Willis-Minshaw	80.9
32	45	Mortimer P-Mortimer J	106.5	17	Melling-Hall	0.0	118	Audi-Mahmoud	80.6
33	58	Willis-Minshaw	106.4	21	Nigel Batchelor	0.0	45	Mortimer P-Mortimer J	80.3
34	98	Nick Matthews	106.4	23	Wood T-Wood B	0.0	4	Champion-Stretton	79.8
35	33	Phillips C-Phillips O	106.0	27	Martyn Corfield	0.0	18	Rawe-Midgley	79.8
36	4	Champion-Stretton	105.5	30	Fierro Eleta-Hart	0.0	31	Paul Griffin	79.6
37	118	Audi-Mahmoud	105.2	54	Smith-Ward	0.0	172	Robson-Smith Robson	79.4
38	40	De Los Milagros	102.5	61	Richard Wilson	0.0	21	Nigel Batchelor	78.5
39	31	Paul Griffin	98.4	72	Katarina Kyvalova	0.0	40	De Los Milagros	78.2
40	21	Nigel Batchelor	92.9	78	Simon Diffey	0.0	25	Nick Ruddell	78.0



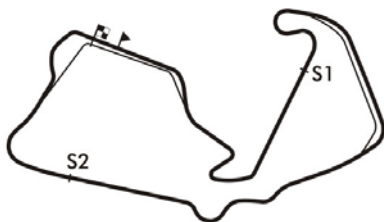
**Session Start: 10:58:11 - Finish: 11:50:27**  
**Weather/Track Conditions: Bright / Dry**  
**Circuit: Silverstone Historic Grand Prix**  
**Track Length: 5.857 Km - 3.6394 miles**

# Silverstone Classic - 28 - 30 Jul 2017

## Royal Automobile Club Woodcote Trophy For pre '56 Sports Cars

### Race 15 - Best Sector Speeds

41	35	John Cleland	92.6	115	Stretton-Wilson	0.0	35	John Cleland	77.7
42	61	Richard Wilson	90.6	172	Robson-Smith Robson	0.0	61	Richard Wilson	77.6



**Session Start: 10:58:11 - Finish: 11:50:27**  
**Weather/Track Conditions: Bright / Dry**  
**Circuit: Silverstone Historic Grand Prix**  
**Track Length: 5.857 Km - 3.6394 miles**

# Silverstone Classic - 28 - 30 Jul 2017

## Royal Automobile Club Woodcote Trophy For pre '56 Sports Cars

### Race 15 - Lap Chart

Lap 1			Lap 2			Lap 3			Lap 4			Lap 5			Lap 6		
NO	Behind	Laptime	NO	Behind	Laptime	NO	Behind	Laptime	NO	Behind	Laptime	NO	Behind	Laptime	NO	Behind	Laptime
7		2:31.837	7		2:31.640	7		2:31.337	7		2:30.776	7		2:32.289	7		2:32.638
11	1.727	2:33.564	11	1.549	2:31.462	11	2.502	2:32.290	11	3.766	2:32.040	11	3.309	2:31.832	11	2.775	2:32.104
54	3.729	2:35.566	54	3.527	2:31.438	54	12.430	2:40.240	54	15.363	2:33.709	24	1 LAP	3:03.686	21	1 LAP	3:00.360
115	4.757	2:36.594	115	8.522	2:35.405	115	12.873	2:35.688	115	16.312	2:34.215	54	15.357	2:32.283	31	1 LAP	3:13.285
10	6.354	2:38.191	10	9.534	2:34.820	10	13.511	2:35.314	10	17.299	2:34.564	10	18.371	2:33.361	54	15.264	2:32.545
9	8.112	2:39.949	28	12.039	2:34.810	28	15.098	2:34.396	28	18.499	2:34.177	115	18.889	2:34.866	10	19.202	2:33.469
29	8.541	2:40.378	29	13.437	2:36.536	29	17.564	2:35.464	29	23.391	2:36.603	28	21.781	2:35.571	115	21.017	2:34.766
28	8.869	2:40.706	23	14.061	2:36.235	23	19.353	2:36.629	23	24.094	2:35.517	29	28.097	2:36.995	28	23.508	2:34.365
23	9.466	2:41.303	6	15.553	2:36.692	3	20.379	2:35.492	3	24.543	2:34.940	3	28.353	2:36.099	3	32.179	2:36.464
6	10.501	2:42.338	3	16.224	2:36.743	6	21.876	2:37.660	56	28.105	2:35.809	23	28.649	2:36.844	23	33.414	2:37.403
3	11.121	2:42.958	56	17.993	2:37.035	56	23.072	2:36.416	6	29.055	2:37.955	56	34.178	2:38.362	29	35.124	2:39.665
75	12.271	2:44.108	75	19.244	2:38.613	30	31.379	2:39.452	30	40.063	2:39.460	6	34.928	2:38.162	56	38.258	2:36.718
56	12.598	2:44.435	8	22.082	2:40.496	8	31.671	2:40.926	8	42.472	2:41.577	30	46.439	2:38.665	6	39.390	2:37.100
8	13.226	2:45.063	30	23.264	2:39.554	20	35.635	2:41.022	20	45.574	2:40.715	8	50.420	2:40.237	24	1 LAP	3:03.775
55	14.998	2:46.835	20	25.950	2:40.164	55	37.956	2:41.858	9	47.467	2:38.442	9	52.886	2:37.708	30	51.595	2:37.794
30	15.350	2:47.187	55	27.435	2:44.077	9	39.801	2:39.794	55	51.290	2:44.110	20	54.331	2:41.046	9	57.712	2:37.464
76	16.793	2:48.630	76	28.301	2:43.148	76	40.109	2:43.145	26	52.372	2:41.971	55	1:00.168	2:41.167	8	1:01.573	2:43.791
20	17.426	2:49.263	26	28.724	2:41.568	26	41.177	2:43.790	76	52.619	2:43.286	26	1:01.190	2:41.107	20	1:02.594	2:40.901
26	18.796	2:50.633	9	31.344	2:54.872	14	46.304	2:44.543	75	58.030	2:40.205	76	1:03.890	2:43.560	75	1:12.116	2:39.623
36	19.975	2:51.812	36	31.960	2:43.625	36	48.390	2:47.767	14	58.971	2:43.443	75	1:05.131	2:39.390	26	1:12.547	2:43.995
14	20.276	2:52.113	14	33.098	2:44.462	75	48.601	3:00.694	36	1:05.181	2:47.567	14	1:10.093	2:43.411	76	1:15.151	2:43.899
98	20.610	2:52.447	98	33.815	2:44.845	98	48.936	2:46.458	98	1:05.477	2:47.317	36	1:16.576	2:43.684	14	1:20.043	2:42.588
58	21.167	2:53.004	58	34.729	2:45.202	58	49.269	2:45.877	58	1:05.768	2:47.275	98	1:17.691	2:44.503	36	1:29.001	2:45.063
27	23.219	2:55.056	45	42.240	2:50.412	45	58.598	2:47.695	33	1:18.716	2:48.650	58	1:18.084	2:44.605	58	1:29.375	2:43.929
45	23.468	2:55.305	16	43.299	2:49.348	33	1:00.842	2:47.711	16	1:19.710	2:48.448	33	1:34.476	2:48.049	98	1:30.091	2:45.038
16	25.591	2:57.428	33	44.468	2:47.993	16	1:02.038	2:50.076	45	1:22.396	2:54.574	16	1:35.940	2:48.519	33	1:50.268	2:48.430
33	28.115	2:59.952	17	48.318	2:51.284	78	1:06.359	2:49.092	78	1:22.778	2:47.195	78	1:37.221	2:46.732	16	1:51.288	2:47.986
17	28.674	3:00.511	78	48.604	2:51.215	27	1:07.742	2:48.515	27	1:23.886	2:46.920	27	1:37.932	2:46.335	27	1:51.630	2:46.336
78	29.029	3:00.866	118	49.166	2:50.461	118	1:08.878	2:51.049	118	1:27.525	2:49.423	45	1:40.074	2:49.967	78	1:52.241	2:47.658
4	29.922	3:01.759	27	50.564	2:58.985	125	1:13.150	2:50.639	125	1:33.841	2:51.467	118	1:44.060	2:48.824	45	1:57.164	2:49.728
118	30.345	3:02.182	4	51.120	2:52.838	17	1:14.009	2:57.028	17	1:34.899	2:51.666	125	1:52.694	2:51.142	118	1:59.206	2:47.784
125	34.791	3:06.628	125	53.848	2:50.697	4	1:14.305	2:54.522	18	1:35.080	2:51.362	4	1:53.757	2:50.196	125	2:12.107	2:52.051
18	35.181	3:07.018	18	54.103	2:50.562	18	1:14.494	2:51.728	4	1:35.850	2:52.321	17	1:55.124	2:52.514	4	2:12.545	2:51.426
172	37.072	3:08.909	25	59.267	2:53.318	40	1:26.880	2:53.041	40	1:47.997	2:51.893	18	1:55.506	2:52.715	18	2:13.409	2:50.541
25	37.589	3:09.426	172	1:02.634	2:57.202	25	1:27.919	2:59.989	35	2 LAPS	8:43.913	40	2:06.085	2:50.377	17	2:14.912	2:52.426
31	38.993	3:10.830	31	1:04.840	2:57.487	172	1:32.272	3:00.975	172	1:57.747	2:56.251	172	2:20.608	2:55.150	40	2:22.807	2:49.360
72	40.521	3:12.358	40	1:05.176	2:55.798	31	1:32.527	2:59.024	31	1:57.769	2:56.018	35	2 LAPS	2:59.733			
40	41.018	3:12.855	72	1:07.825	2:58.944	72	1:33.288	2:56.800	72	1:59.582	2:57.070	72	2:22.321	2:55.028			
21	41.350	3:13.187	21	1:13.597	3:03.887	61	1:41.566	2:58.948	61	2:10.037	2:59.247						
35	43.240	3:15.077	61	1:13.955	3:00.798	21	1:41.614	2:59.354	21	2:10.464	2:59.626						
61	44.797	3:16.634	24	1:39.851	3:16.797	24	2:11.477	3:02.963									
24	54.694	3:26.531															

**Session Start: 10:58:11 - Finish: 11:50:27**  
**Weather/Track Conditions: Bright / Dry**  
**Circuit: Silverstone Historic Grand Prix**  
**Track Length: 5.857 Km - 3.6394 miles**

# Silverstone Classic - 28 - 30 Jul 2017

## Royal Automobile Club Woodcote Trophy For pre '56 Sports Cars

### Race 15 - Lap Chart

Lap 7			Lap 8			Lap 9			Lap 10			Lap 11			Lap 12		
NO	Behind	Laptime	NO	Behind	Laptime	NO	Behind	Laptime	NO	Behind	Laptime	NO	Behind	Laptime	NO	Behind	Laptime
7		2:32.792	7		2:33.361	7		2:33.187	7		2:33.024	7		2:33.790	7		2:33.624
11	3.389	2:33.406	11	1.366	2:31.338	11	1.578	2:33.399	11	0.938	2:32.384	6	1 LAP	2:40.568	6	1 LAP	2:38.572
172	1 LAP	2:52.843	40	1 LAP	2:48.880	20	1 LAP	4:05.295	78	1 LAP	2:50.077	72	2 LAPS	4:23.237	29	1 LAP	2:41.432
72	1 LAP	2:53.272	54	16.922	2:35.265	125	1 LAP	2:49.400	55	2 LAPS	4:16.250	55	2 LAPS	2:39.181	18	2 LAPS	4:46.956
35	3 LAPS	2:59.548	10	21.015	2:34.621	18	1 LAP	2:49.390	20	1 LAP	2:41.376	9	1 LAP	4:13.543	30	1 LAP	4:10.833
54	15.018	2:32.546	115	24.345	2:35.300	17	1 LAP	2:52.727	10	25.635	2:35.228	20	1 LAP	2:40.324	72	2 LAPS	2:49.127
10	19.755	2:33.345	172	1 LAP	2:53.435	40	1 LAP	2:50.435	125	1 LAP	2:49.330	10	26.325	2:34.480	55	2 LAPS	2:38.333
115	22.406	2:34.181	72	1 LAP	2:52.797	10	23.431	2:35.603	115	27.659	2:34.924	115	28.059	2:34.190	9	1 LAP	2:37.660
31	1 LAP	2:51.236	28	30.156	2:37.147	115	25.759	2:34.601	18	1 LAP	2:49.302	172	2 LAPS	3:14.313	10	27.447	2:34.746
28	26.370	2:35.654	35	3 LAPS	2:56.997	28	34.599	2:37.630	8	1 LAP	4:20.838	21	2 LAPS	4:23.942	115	28.308	2:33.873
21	1 LAP	2:57.390	23	38.749	2:37.538	23	42.342	2:36.780	28	37.758	2:36.183	28	42.180	2:38.212	20	1 LAP	2:40.759
3	34.406	2:35.019	3	39.580	2:38.535	3	43.683	2:37.290	23	44.097	2:34.779	23	46.103	2:35.796	23	46.555	2:34.076
23	34.572	2:33.950	31	1 LAP	2:51.886	56	47.904	2:37.128	3	45.675	2:35.016	3	48.100	2:36.215	28	47.048	2:38.492
29	39.311	2:36.979	56	43.963	2:36.201	72	1 LAP	2:53.861	98	1 LAP	4:08.765	8	1 LAP	2:49.443	75	1 LAP	4:19.154
56	41.123	2:35.657	21	1 LAP	2:59.664	31	1 LAP	2:51.779	26	1 LAP	4:43.852	40	2 LAPS	5:36.867	172	2 LAPS	2:50.751
6	43.349	2:36.751	30	1:02.919	2:39.354	35	3 LAPS	2:56.933	30	1:14.981	2:40.111	31	2 LAPS	4:58.922	8	1 LAP	2:46.286
55	1 LAP	5:00.824	55	1 LAP	2:43.426	30	1:07.894	2:38.162	24	2 LAPS	4:34.987	58	1 LAP	4:07.294	21	2 LAPS	2:58.606
30	56.926	2:38.123	9	1:10.170	2:38.611	9	1:15.219	2:38.236	35	3 LAPS	2:58.775	98	1 LAP	2:43.410	76	1 LAP	4:17.972
9	1:04.920	2:40.000	8	1:18.785	2:42.032	21	1 LAP	2:59.544	16	1 LAP	4:16.670	26	1 LAP	2:43.138	31	2 LAPS	2:53.139
20	1:09.537	2:39.735	75	1:27.685	2:39.523	75	1:33.791	2:39.293	33	1 LAP	4:19.733	11	1:30.753	4:03.605	14	1 LAP	4:22.736
8	1:10.114	2:41.333	26	1:29.311	2:40.166	76	1:43.700	2:43.278	75	1:39.535	2:38.768	27	1 LAP	4:13.861	58	1 LAP	2:47.101
75	1:21.523	2:42.199	76	1:33.609	2:42.548	54	1:47.690	4:03.955	54	1:46.985	2:32.319	24	2 LAPS	2:48.394	40	2 LAPS	3:04.537
26	1:22.506	2:42.751	14	1:41.800	2:44.928	14	1:52.738	2:44.125	118	1 LAP	4:31.725	36	1 LAP	4:24.632	98	1 LAP	2:44.135
76	1:24.422	2:42.063	36	1:54.998	2:46.476	58	2:07.690	2:45.468	76	1:55.280	2:44.604	16	1 LAP	2:46.304	26	1 LAP	2:41.373
24	1 LAP	3:18.506	58	1:55.409	2:45.327	36	2:24.382	3:02.571	14	2:04.486	2:44.772	54	1:44.668	2:31.473	11	1:29.156	2:32.027
14	1:30.233	2:42.982	24	1 LAP	3:03.021	29	2:24.492	2:42.699	17	1 LAP	4:26.411	33	1 LAP	2:46.643	54	1:43.427	2:32.383
36	1:41.883	2:45.674	98	2:01.203	2:48.805	6	2:27.254	2:37.867	56	2:14.207	3:59.327	35	3 LAPS	2:56.529	36	1 LAP	2:37.791
58	1:43.443	2:46.860	29	2:14.980	4:09.030	172	1 LAP	4:37.187	29	2:32.341	2:40.873	78	1 LAP	4:23.892	27	1 LAP	2:47.701
98	1:45.759	2:48.460	27	2:17.116	2:45.854	27	2:32.380	2:48.451				125	1 LAP	4:08.870	24	2 LAPS	2:46.245
27	2:04.623	2:45.785	33	2:18.823	2:47.362							118	1 LAP	2:53.918	16	1 LAP	2:46.094
33	2:04.822	2:47.346	16	2:19.714	2:46.863							56	2:17.474	2:37.057	33	1 LAP	2:46.595
16	2:06.212	2:47.716	78	2:20.348	2:47.158							17	1 LAP	2:42.174	78	1 LAP	2:45.555
78	2:06.551	2:47.102	6	2:22.574	4:12.586										3	2:17.249	4:02.773
118	2:13.031	2:46.617	118	2:29.571	2:49.901										125	1 LAP	2:50.751
45	2:13.808	2:49.436													56	2:20.134	2:36.284
125	2:28.374	2:49.059													17	1 LAP	2:41.211
4	2:30.037	2:50.284															
18	2:30.760	2:50.143															
17	2:33.314	2:51.194															

**Session Start: 10:58:11 - Finish: 11:50:27**  
**Weather/Track Conditions: Bright / Dry**  
**Circuit: Silverstone Historic Grand Prix**  
**Track Length: 5.857 Km - 3.6394 miles**

# Silverstone Classic - 28 - 30 Jul 2017

## Royal Automobile Club Woodcote Trophy For pre '56 Sports Cars

### Race 15 - Lap Chart

Lap 13			Lap 14			Lap 15			Lap 16			Lap 17			Lap 18		
NO	Behind	Laptime	NO	Behind	Laptime	NO	Behind	Laptime	NO	Behind	Laptime	NO	Behind	Laptime	NO	Behind	Laptime
7		2:34.143	10		2:35.855	10		2:35.376	11		2:31.367	11		2:31.177	11		2:31.384
118	2 LAPS	2:55.314	9	1 LAP	2:37.567	118	2 LAPS	2:49.218	72	2 LAPS	2:47.696	125	2 LAPS	2:49.152	118	2 LAPS	2:50.885
6	1 LAP	2:37.049	55	2 LAPS	2:37.480	9	1 LAP	2:36.217	7	12.514	2:35.891	54	16.104	2:34.146	54	16.888	2:32.168
29	1 LAP	2:41.401	20	1 LAP	2:41.310	30	1 LAP	2:39.576	54	13.135	2:31.525	7	19.522	2:38.185	125	2 LAPS	2:51.289
30	1 LAP	2:40.808	72	2 LAPS	2:50.579	55	2 LAPS	2:36.443	18	2 LAPS	2:56.713	72	2 LAPS	2:49.756	7	25.399	2:37.261
9	1 LAP	2:38.173	18	2 LAPS	3:01.597	20	1 LAP	2:40.515	8	1 LAP	2:48.598	26	1 LAP	2:42.075	72	2 LAPS	2:49.484
10	30.176	2:36.872	11	54.658	2:32.341	72	2 LAPS	2:48.167	26	1 LAP	2:41.216	36	1 LAP	2:39.525	36	1 LAP	2:38.010
55	2 LAPS	2:40.881	8	1 LAP	2:47.795	11	51.253	2:31.971	36	1 LAP	2:37.520	8	1 LAP	2:48.128	26	1 LAP	2:49.146
20	1 LAP	2:41.986	7	56.355	4:02.386	18	2 LAPS	3:00.115	10	43.281	4:05.901	10	53.804	2:41.700	8	1 LAP	2:49.352
18	2 LAPS	3:03.466	172	2 LAPS	2:51.751	7	59.243	2:38.264	172	2 LAPS	2:54.168	18	2 LAPS	2:57.671	10	1:11.890	2:49.470
72	2 LAPS	2:52.076	75	1 LAP	2:49.187	54	1:04.230	2:32.221	75	1 LAP	2:48.860	172	2 LAPS	2:49.550	58	1 LAP	2:47.475
23	46.629	2:34.217	54	1:07.385	2:32.140	8	1 LAP	2:46.619	58	1 LAP	2:46.758	58	1 LAP	2:45.312	18	2 LAPS	2:56.254
28	49.067	2:36.162	26	1 LAP	2:41.451	172	2 LAPS	2:50.080	14	1 LAP	2:48.034	14	1 LAP	2:48.936	56	1:26.873	2:39.105
172	2 LAPS	2:50.250	76	1 LAP	2:51.833	26	1 LAP	2:41.756	31	2 LAPS	2:51.728	31	2 LAPS	2:50.561	3	1:35.935	2:40.931
8	1 LAP	2:46.952	98	1 LAP	2:44.723	75	1 LAP	2:49.951	76	1 LAP	3:01.807	56	1:19.152	2:38.803	115	1:36.282	2:46.889
35	4 LAPS	4:34.717	58	1 LAP	2:46.705	98	1 LAP	2:44.055	115	1:06.814	2:44.031	115	1:20.777	2:45.140	14	1 LAP	2:52.609
75	1 LAP	3:05.995	31	2 LAPS	2:51.197	36	1 LAP	2:37.540	56	1:11.526	2:36.896	75	1 LAP	3:10.291	31	2 LAPS	2:53.584
76	1 LAP	2:54.127	14	1 LAP	2:51.187	58	1 LAP	2:46.129	3	1:17.888	2:38.687	3	1:26.388	2:39.677	76	1 LAP	2:51.309
21	2 LAPS	2:56.136	36	1 LAP	2:36.965	76	1 LAP	2:49.876	21	2 LAPS	2:59.950	76	1 LAP	2:53.595	6	1:54.084	2:44.988
11	1:28.348	2:33.335	21	2 LAPS	3:00.087	31	2 LAPS	2:49.579	16	1 LAP	2:47.288	16	1 LAP	2:45.350	17	1 LAP	2:42.480
31	2 LAPS	2:51.442	115	1:39.012	2:42.359	14	1 LAP	2:49.852	27	1 LAP	2:46.969	27	1 LAP	2:45.812	27	1 LAP	2:49.346
26	1 LAP	2:43.599	16	1 LAP	2:48.248	21	2 LAPS	2:58.016	33	1 LAP	2:46.068	6	1:40.480	2:38.471	78	1 LAP	2:47.525
14	1 LAP	2:48.127	40	2 LAPS	3:04.517	115	1:45.403	2:41.767	78	1 LAP	2:45.185	78	1 LAP	2:44.825	16	1 LAP	2:59.592
98	1 LAP	2:44.302	27	1 LAP	2:46.370	56	1:57.250	2:38.894	6	1:33.186	2:36.988	17	1 LAP	2:40.280	9	2:07.490	2:39.150
58	1 LAP	2:46.891	33	1 LAP	2:46.626	16	1 LAP	2:46.368	17	1 LAP	2:41.227	21	2 LAPS	2:57.089	55	1 LAP	2:37.954
54	1:41.276	2:31.992	23	1:53.642	4:13.044	27	1 LAP	2:46.178	24	2 LAPS	2:48.942	9	1:59.724	2:37.249	21	2 LAPS	2:57.941
36	1 LAP	2:37.116	56	1:53.732	2:37.937	3	2:01.821	2:40.134	28	1:50.907	2:54.893	33	1 LAP	3:07.386	75	1 LAP	3:29.127
40	2 LAPS	3:02.076	3	1:57.063	2:39.693	33	1 LAP	2:48.175	9	1:53.652	2:37.436	55	1 LAP	2:37.491	29	2:24.549	2:45.191
115	2:02.684	4:08.519	78	1 LAP	2:47.484	78	1 LAP	2:45.193	40	2 LAPS	3:01.036	29	2:10.742	2:42.478			
16	1 LAP	2:45.115	28	1:59.731	4:16.695	17	1 LAP	2:41.461	55	1 LAP	2:37.480	30	2:11.687	2:42.520			
24	2 LAPS	2:49.220	17	1 LAP	2:41.338	40	2 LAPS	3:03.264	29	1:59.441	2:43.988	28	2:13.787	2:54.057			
27	1 LAP	2:50.871	24	2 LAPS	3:07.856	28	2:18.634	2:54.279	30	2:00.344	2:39.591	24	2 LAPS	3:00.536			
33	1 LAP	2:46.421	6	2:15.016	2:35.784	6	2:18.818	2:39.178	20	2:15.346	2:39.090	20	2:25.301	2:41.132			
78	1 LAP	2:44.612	125	1 LAP	2:50.388	23	2:21.673	3:03.407	118	1 LAP	2:49.343	40	2 LAPS	3:01.813			
56	2:21.826	2:35.835	29	2:30.968	2:42.652	24	2 LAPS	2:46.636									
3	2:23.401	2:40.295				29	2:38.073	2:42.481									
17	1 LAP	2:40.965				9	2:38.836	2:36.445									
125	1 LAP	2:52.207				55	1 LAP	2:37.893									
6	2:45.263	2:36.401				30	2:43.373	2:40.305									
118	1 LAP	2:50.542				118	1 LAP	2:49.972									
29	2:54.347	2:40.730				20	2:58.876	2:40.310									
30	3:04.899	2:39.834				125	1 LAP	3:23.091									

**Session Start: 10:58:11 - Finish: 11:50:27**  
**Weather/Track Conditions: Bright / Dry**  
**Circuit: Silverstone Historic Grand Prix**  
**Track Length: 5.857 Km - 3.6394 miles**

# Silverstone Classic - 28 - 30 Jul 2017

## Royal Automobile Club Woodcote Trophy For pre '56 Sports Cars

### Race 15 - Lap Chart

Lap 19			Lap 20		
NO	Behind	Laptime	NO	Behind	Laptime
11		2:32.896	11		2:32.530
20	1 LAP	2:42.730	29	1 LAP	2:42.733
28	1 LAP	2:54.917	21	3 LAPS	2:58.713
24	3 LAPS	2:50.814	20	1 LAP	2:41.056
54	18.272	2:34.280	54	20.341	2:34.599
118	2 LAPS	2:54.251	28	1 LAP	2:52.334
40	3 LAPS	3:05.437	24	3 LAPS	2:52.703
7	31.274	2:38.771	75	2 LAPS	3:09.452
172	3 LAPS	4:45.001	7	39.886	2:41.142
125	2 LAPS	2:53.688	118	2 LAPS	2:57.392
33	2 LAPS	3:47.412	40	3 LAPS	3:00.531
72	2 LAPS	2:54.224	125	2 LAPS	2:52.843
36	1 LAP	2:45.145	36	1 LAP	2:42.111
26	1 LAP	2:45.459	72	2 LAPS	2:51.038
8	1 LAP	2:47.523	33	2 LAPS	3:06.193
10	1:27.848	2:48.854	26	1 LAP	2:43.363
56	1:33.770	2:39.793	8	1 LAP	2:46.811
58	1 LAP	2:52.527	10	1:38.829	2:43.511
3	1:45.912	2:42.873	56	1:39.524	2:38.284
115	1:47.555	2:44.169	3	1:52.655	2:39.273
18	2 LAPS	3:00.856	115	1:55.192	2:40.167
14	1 LAP	2:49.427	58	1 LAP	2:49.629
31	2 LAPS	2:54.220	14	1 LAP	2:49.907
17	1 LAP	2:41.562	9	2:14.765	2:35.478
76	1 LAP	2:52.263	17	1 LAP	2:43.746
6	2:09.819	2:48.631	18	2 LAPS	2:58.331
27	1 LAP	2:46.161	31	2 LAPS	2:51.412
9	2:11.817	2:37.223	55	1 LAP	2:40.062
55	1 LAP	2:37.735	76	1 LAP	2:50.590
78	1 LAP	2:49.537	6	2:25.890	2:48.601
16	1 LAP	2:50.768	27	1 LAP	2:48.238
			78	1 LAP	2:46.934
			16	1 LAP	2:49.815

**Session Start: 10:58:11 - Finish: 11:50:27**  
**Weather/Track Conditions: Bright / Dry**  
**Circuit: Silverstone Historic Grand Prix**  
**Track Length: 5.857 Km - 3.6394 miles**



## Silverstone Classic - 28 - 30 Jul 2017

### FIA Masters Historic Formula One Race 16 - Provisional Classification

Sheet No:

POS	NO	DRIVER/S	NAT	CLASS	CLASS POS	CAR MAKE / MODEL	TIME	LAPS	GAP	DIFF	MPH	BEST	ON
1	50	Michael Lyons		HEA	1	Williams FW07B	20:42.048	11	-- 11 laps		116.0	1:51.644	3
2	1	Nick Padmore		HEA	2	Williams FW07C	20:48.575	11	6.527	6.527	115.4	1:52.393	2
3	84	Jonathan Kennard		INV	1	Arrows A3	20:50.123	11	8.075	1.548	115.2	1:51.837	3
4	13	Andy Wolfe		HEA	3	Tyrrell O11	21:02.571	11	20.523	12.448	114.1	1:53.984	6
5	44	Martin Stretton		LAU	1	Tyrrell O12	21:03.893	11	21.845	1.322	114.0	1:54.137	4
6	74	Mike Cantillon		HEA	4	Williams FW07	21:16.380	11	34.332	12.487	112.9	1:54.814	7
7	31	Steve Hartley		HEA	5	Arrows A4	21:16.743	11	34.695	0.363	112.8	1:55.010	4
8	27	Mike Wrigley		HEA	6	Williams FW07D	21:17.722	11	35.674	0.979	112.7	1:55.043	7
9	4	Joaquin Folch-Rusinol		HEA	7	Brabham BT49C	21:41.342	11	59.294	23.620	110.7	1:56.603	5
10	5	Gregory Thornton		FIT	1	Lotus 77	21:45.040	11	1:02.992	3.698	110.4	1:56.953	3
11	56	Max Smith-Hilliard		FIT	2	Fittipaldi F5A	21:54.476	11	1:12.428	9.436	109.6	1:58.350	3
12	14	Simon Fish		HEA	8	Ensign N180	21:54.843	11	1:12.795	0.367	109.6	1:56.901	7
13	2	Katsuki Kubota		LAU	2	Tyrrell O12	21:55.292	11	1:13.244	0.449	109.5	1:56.681	6
14	72	Mark Hazell		HEA	9	Williams FW07B	22:10.310	11	1:28.262	15.018	108.3	1:59.476	7
15	12	Steve Brooks		HEA	10	Lotus 81	22:21.467	11	1:39.419	11.157	107.4	1:58.332	9
16	32	Philip Hall		FIT	3	Theodore TR1	22:22.788	11	1:40.740	1.321	107.3	2:00.277	8
17	55	David Shaw		STE	1	March 721	22:34.828	11	1:52.780	12.040	106.3	2:00.545	11
18	77	Mark Higson		FIT	4	March 761	22:44.335	11	2:02.287	9.507	105.6	2:02.216	5
19	49	Neil Glover		HEA	11	Arrows A5	20:42.650	10	-- 10 laps	2.380	105.4	2:01.819	4
20	3	Ian Simmonds		LAU	3	Tyrrell O12	20:53.745	10	11.095	11.095	104.5	2:00.943	5
21	61	Jason Wright		FIT	5	Shadow DN8	20:53.955	10	11.305	0.210	104.4	2:01.536	8
22	111	Philippe Scemama		STE	2	Surtees TS9B	21:13.029	10	30.379	19.074	102.9	2:05.288	10
23	33	John Delane		STE	3	Tyrrell OO1	21:42.422	10	59.772	29.393	100.5	2:06.806	4
24	15	Michel Baudoin		FIT	6	Hesketh 308E	22:19.087	10	1:36.437	36.665	97.83	2:10.792	10

#### NOT CLASSIFIED

DNC 66	Tommy Dreelan		HEA			Williams FW08	12:21.431	6	-- 6 laps --		106.0	2:01.254	4
DNC 30	David Abbott		HEA			Arrows A4	12:33.902	6	12.471	12.471	104.2	2:03.242	3
DNC 97	Jamie Constable		FIT			Shadow DN8	15:14.262	6	2:52.831	2:40.360	85.98	1:59.571	2
DNC 19	Chris Perkins		FIT			Surtees TS16	10:42.462	5	-- 5 laps --	34.943	101.9	2:05.973	4
DNC 75	Gregor Fisker		FIT			Shadow DN5	8:21.140	4	-- 4 laps --		104.5	1:59.244	3
DNC 22	James Hagan		FIT			Hesketh 308/1	4:31.817	2	-- 2 laps --	22.308	96.40	2:13.016	2

#### FASTEST LAP SUMMARY

NO	DRIVER/S	CLASS	CAR MAKE / MODEL	FASTEST LAP	ON	MPH
50	Michael Lyons	HEA	Williams FW07B	1:51.644	3	117.35
84	Jonathan Kennard	INV	Arrows A3	1:51.837	3	117.15
44	Martin Stretton	LAU	Tyrrell O12	1:54.137	4	114.79
5	Gregory Thornton	FIT	Lotus 77	1:56.953	3	112.03
55	David Shaw	STE	March 721	2:00.545	11	108.69

Session Start: 12:41:13 - Finish: 13:01:54

Weather/Track Conditions: Bright / Dry

Circuit: Silverstone Historic Grand Prix

Track Length: 5.857 Km - 3.6394 miles

These results are provisional until the conclusion of any judicial and technical matters.

FIA Race Director: Richard Cuene-Grandidier

Chief Timekeeper: Nick Palmer

Issued at:





## Silverstone Classic - 28 - 30 Jul 2017

### FIA Masters Historic Formula One Race 16 - Final Classification

Sheet No:

POS	NO	DRIVER/S	NAT	CLASS	CLASS POS	CAR MAKE / MODEL	TIME	LAPS	GAP	DIFF	MPH	BEST	ON
1	50	Michael Lyons		HEA	1	Williams FW07B	20:42.048	11	-- 11 laps		116.0	1:51.644	3
2	1	Nick Padmore		HEA	2	Williams FW07C	20:48.575	11	6.527	6.527	115.4	1:52.393	2
3	84	Jonathan Kennard		INV	1	Arrows A3	20:50.123	11	8.075	1.548	115.2	1:51.837	3
4	13	Andy Wolfe		HEA	3	Tyrrell O11	21:02.571	11	20.523	12.448	114.1	1:53.984	6
5	44	Martin Stretton		LAU	1	Tyrrell O12	21:03.893	11	21.845	1.322	114.0	1:54.137	4
6	74	Mike Cantillon		HEA	4	Williams FW07	21:16.380	11	34.332	12.487	112.9	1:54.814	7
7	31	Steve Hartley		HEA	5	Arrows A4	21:16.743	11	34.695	0.363	112.8	1:55.010	4
8	27	Mike Wrigley		HEA	6	Williams FW07D	21:17.722	11	35.674	0.979	112.7	1:55.043	7
9	4	Joaquin Folch-Rusinol		HEA	7	Brabham BT49C	21:41.342	11	59.294	23.620	110.7	1:56.603	5
10	5	Gregory Thornton		FIT	1	Lotus 77	21:45.040	11	1:02.992	3.698	110.4	1:56.953	3
11	56	Max Smith-Hilliard		FIT	2	Fittipaldi F5A	21:54.476	11	1:12.428	9.436	109.6	1:58.350	3
12	14	Simon Fish		HEA	8	Ensign N180	21:54.843	11	1:12.795	0.367	109.6	1:56.901	7
13	2	Katsuki Kubota		LAU	2	Tyrrell O12	21:55.292	11	1:13.244	0.449	109.5	1:56.681	6
14	72	Mark Hazell		HEA	9	Williams FW07B	22:10.310	11	1:28.262	15.018	108.3	1:59.476	7
15	12	Steve Brooks		HEA	10	Lotus 81	22:21.467	11	1:39.419	11.157	107.4	1:58.332	9
16	32	Philip Hall		FIT	3	Theodore TR1	22:22.788	11	1:40.740	1.321	107.3	2:00.277	8
17	55	David Shaw		STE	1	March 721	22:34.828	11	1:52.780	12.040	106.3	2:00.545	11
18	77	Mark Higson		FIT	4	March 761	22:44.335	11	2:02.287	9.507	105.6	2:02.216	5
19	49	Neil Glover		HEA	11	Arrows A5	20:42.650	10	-- 10 laps	2.380	105.4	2:01.819	4
20	3	Ian Simmonds		LAU	3	Tyrrell O12	20:53.745	10	11.095	11.095	104.5	2:00.943	5
21	61	Jason Wright		FIT	5	Shadow DN8	20:53.955	10	11.305	0.210	104.4	2:01.536	8
22	111	Philippe Scemama		STE	2	Surtees TS9B	21:13.029	10	30.379	19.074	102.9	2:05.288	10
23	33	John Delane		STE	3	Tyrrell OO1	21:42.422	10	59.772	29.393	100.5	2:06.806	4
24	15	Michel Baudoin		FIT	6	Hesketh 308E	22:19.087	10	1:36.437	36.665	97.83	2:10.792	10
----- NOT CLASSIFIED -----													
DNC	66	Tommy Dreelan		HEA		Williams FW08	12:21.431	6	-- 6 laps --		106.0	2:01.254	4
DNC	30	David Abbott		HEA		Arrows A4	12:33.902	6	12.471	12.471	104.2	2:03.242	3
DNC	97	Jamie Constable		FIT		Shadow DN8	15:14.262	6	2:52.831	2:40.360	85.98	1:59.571	2
DNC	19	Chris Perkins		FIT		Surtees TS16	10:42.462	5	-- 5 laps --	34.943	101.9	2:05.973	4
DNC	75	Gregor Fisker		FIT		Shadow DN5	8:21.140	4	-- 4 laps --		104.5	1:59.244	3
DNC	22	James Hagan		FIT		Hesketh 308/1	4:31.817	2	-- 2 laps --	22.308	96.40	2:13.016	2

#### ----- FASTEST LAP SUMMARY -----

NO	DRIVER/S	CLASS	CAR MAKE / MODEL	FASTEST LAP	ON	MPH
50	Michael Lyons	HEA	Williams FW07B	1:51.644	3	117.35
84	Jonathan Kennard	INV	Arrows A3	1:51.837	3	117.15
44	Martin Stretton	LAU	Tyrrell O12	1:54.137	4	114.79
5	Gregory Thornton	FIT	Lotus 77	1:56.953	3	112.03
55	David Shaw	STE	March 721	2:00.545	11	108.69

Session Start: 12:41:13 - Finish: 13:01:54

Weather/Track Conditions: Bright / Dry

Circuit: Silverstone Historic Grand Prix

Track Length: 5.857 Km - 3.6394 miles

Chief Steward: John Naylor

Steward: Alex Sinclair

Steward: Rod Parkin

# Silverstone Classic - 28 - 30 Jul 2017

## FIA Masters Historic Formula One

### Race 16 - Sector Analysis

1 Nick Padmore (HEA)								Williams FW07C							
Lap	Sect-1	Speed	Sect-2	Speed	Sect-3	Speed	Laptime Pit	Lap	Sect-1	Speed	Sect-2	Speed	Sect-3	Speed	Laptime Pit
1		152.2	57.021	157.9	20.734	119.2	1:54.595	7	35.646	153.2	57.185	154.6	20.708	118.8	1:53.539
2	35.311	155.0	56.511	156.8	20.571	119.0	1:52.393	8	35.978	152.9	57.170	154.6	20.720	117.5	1:53.868
3	35.353	154.6	56.686	156.8	20.652	116.7	1:52.691	9	35.705	152.5	56.905	155.7	21.165	117.5	1:53.775
4	35.518	153.9	56.625	156.1	20.487	119.6	1:52.630	10	36.044	152.9	57.686	155.0	20.854	115.9	1:54.584
5	35.550	155.0	56.887	154.3	20.650	117.7	1:53.087	11	35.817	153.9	57.328	153.9	20.831	116.3	1:53.976
6	35.849	154.3	56.880	154.6	20.708	119.0	1:53.437	12							

2 Katsuaki Kubota (LAU)								Tyrrell O12							
Lap	Sect-1	Speed	Sect-2	Speed	Sect-3	Speed	Laptime Pit	Lap	Sect-1	Speed	Sect-2	Speed	Sect-3	Speed	Laptime Pit
1		149.1	1:01.067	139.2	23.013	111.5	2:07.286	7	36.726	151.8	58.866		21.836	114.9	1:57.428
2	37.537	152.2	59.379	155.0	22.401	108.8	1:59.317	8	37.039	150.8	58.941	155.0	21.997	115.1	1:57.977
3	37.927	148.1	1:00.264		22.495	114.3	2:00.686	9	37.547	150.8	58.897	155.3	22.262	117.7	1:58.706
4	37.626	151.5	59.735	153.9	22.171	114.5	1:59.532	10	38.331	152.9	59.833		21.873	115.9	2:00.037
5	37.813	150.8	58.603		21.541	115.3	1:57.957	11	37.757	152.2	59.832	155.3	22.096	113.9	1:59.685
6	36.633	151.1	58.477		21.571	116.1	1:56.681	12							

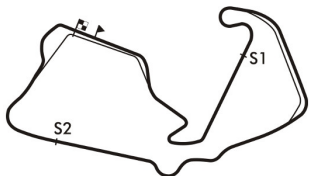
3 Ian Simmonds (LAU)								Tyrrell O12							
Lap	Sect-1	Speed	Sect-2	Speed	Sect-3	Speed	Laptime Pit	Lap	Sect-1	Speed	Sect-2	Speed	Sect-3	Speed	Laptime Pit
1		147.2	1:03.956		24.186	108.1	2:16.146	6	38.492	150.1	1:00.502		23.150	113.6	2:02.144
2	39.505	151.5	1:02.591		23.561	112.8	2:05.657	7	38.338	152.2	1:00.134		23.494	115.1	2:01.966
3	38.367	150.1	1:00.479		23.234	114.5	2:02.080	8	37.955	154.3	1:03.019		23.101	114.3	2:04.075
4	38.031	151.8	1:00.654		23.066	115.5	2:01.751	9	38.326	151.8	1:01.617		23.222	114.3	2:03.165
5	37.659	152.2	1:00.376		22.908	114.9	2:00.943	10	37.707	153.2	1:14.753		23.358	107.2	2:15.818

4 Joaquin Folch-Rusinol (HEA)								Brabham BT49C							
Lap	Sect-1	Speed	Sect-2	Speed	Sect-3	Speed	Laptime Pit	Lap	Sect-1	Speed	Sect-2	Speed	Sect-3	Speed	Laptime Pit
1		153.2	1:00.804	157.2	22.295	117.7	2:05.542	7	36.296	156.4	58.807	157.9	21.772	119.6	1:56.875
2	36.383	155.7	58.969	157.5	22.057	119.2	1:57.409	8	36.770	150.1	58.958	156.8	21.964	120.9	1:57.692
3	37.203	152.5	59.194	154.3	21.960	118.1	1:58.357	9	36.368	153.9	59.115	157.5	21.731	116.9	1:57.214
4	36.471	155.0	59.352	155.7	21.996	120.5	1:57.819	10	37.015	154.3	58.885	156.8	21.895	119.8	1:57.795
5	36.295	156.1	58.704	155.7	21.604	115.3	1:56.603	11	36.221	154.3	59.249	158.3	22.984	110.7	1:58.454
6	36.591	155.3	59.277	156.4	21.714	120.1	1:57.582	12							

5 Gregory Thornton (FIT)								Lotus 77							
Lap	Sect-1	Speed	Sect-2	Speed	Sect-3	Speed	Laptime Pit	Lap	Sect-1	Speed	Sect-2	Speed	Sect-3	Speed	Laptime Pit
1		151.8	59.696	156.1	21.812	113.2	2:02.264	7	37.086	152.2	59.791	153.6	21.994	112.6	1:58.871
2	36.686	153.2	58.827	157.5	21.681	110.2	1:57.194	8	37.127	150.8	59.826	155.3	21.919	114.5	1:58.872
3	36.723	152.9	58.594	156.8	21.636	111.3	1:56.953	9	37.064	151.8	59.153	156.1	21.780	113.7	1:57.997
4	36.709	151.5	59.107	155.0	21.805	109.7	1:57.621	10	36.747	153.6	58.890	155.7	21.684	114.5	1:57.321
5	37.137	152.5	59.146	153.2	22.180	110.6	1:58.463	11	39.696	145.3	59.647	155.0	21.778	112.0	2:01.121
6	37.251	151.1	59.243		21.869	110.9	1:58.363	12							

12 Steve Brooks (HEA)								Lotus 81							
Lap	Sect-1	Speed	Sect-2	Speed	Sect-3	Speed	Laptime Pit	Lap	Sect-1	Speed	Sect-2	Speed	Sect-3	Speed	Laptime Pit
1		136.4	1:01.056		22.953	116.1	2:07.650	7	40.745	149.1	59.362		22.453	110.2	2:02.560
2	38.237	145.9	59.712		21.575	117.9	1:59.524	8	37.745	144.9	1:00.088		21.597	119.2	1:59.430
3	37.586	150.1	59.694		22.545	114.1	1:59.825	9	37.607	148.8	59.033		21.692	116.5	1:58.332
4	38.709	148.8	59.430		22.047	119.8	2:00.186	10	37.460	151.5	1:00.527		22.092	110.2	2:00.079
5	37.809	149.5	59.831		22.908	110.4	2:00.548	11	37.638	149.8	1:08.199		22.132	108.9	2:07.969
6	39.782	144.9	59.611		25.971	70.2	2:05.364	12							

13 Andy Wolfe (HEA)								Tyrrell O11							
Lap	Sect-1	Speed	Sect-2	Speed	Sect-3	Speed	Laptime Pit	Lap	Sect-1	Speed	Sect-2	Speed	Sect-3	Speed	Laptime Pit
1		152.9	57.707		20.853	115.5	1:55.848	7	35.641	154.3	58.542		21.509	118.4	1:55.692
2	35.749	155.7	57.157		21.162	113.7	1:54.068	8	36.073	152.2	57.348		21.208	118.6	1:54.629
3	35.944	153.6	57.058		21.339	117.7	1:54.341	9	36.352	149.5	57.399		21.016	119.6	1:54.767
4	35.628	153.2	57.286		21.412	117.9	1:54.326	10	35.738	153.2	57.515		22.053	113.4	1:55.306
5	35.410	155.3	57.433		21.463	118.1	1:54.306	11	36.037	154.6	57.829		21.438	117.5	1:55.304
6	35.415	153.2	57.342		21.227	119.0	1:53.984	12							



**Session Start: 12:41:13 - Finish: 13:01:54**  
**Weather/Track Conditions: Bright / Dry**  
**Circuit: Silverstone Historic Grand Prix**  
**Track Length: 5.857 Km - 3.6394 miles**

# Silverstone Classic - 28 - 30 Jul 2017

## FIA Masters Historic Formula One

### Race 16 - Sector Analysis

14 Simon Fish (HEA)							Ensign N180										
lap	Sect-1	Speed	Sect-2	Speed	Sect-3	Speed	Laptime	Pit	lap	Sect-1	Speed	Sect-2	Speed	Sect-3	Speed	Laptime	Pit
1		153.2	1:02.447	149.1	22.693	112.2	2:14.821		7	36.631	153.2	58.840	156.1	21.430	113.9	1:56.901	
2	37.241	151.8	58.988	159.4	22.826	107.9	1:59.055		8	36.599	153.9	58.610	156.8	21.951	115.3	1:57.160	
3	37.038	154.3	58.380	157.5	21.876	113.6	1:57.294		9	36.593	152.9	58.655	156.1	21.658	114.7	1:56.906	
4	37.827	153.9	59.667	156.1	21.647	114.7	1:59.141		10	36.774	154.6	59.157	156.8	21.815	111.1	1:57.746	
5	36.480	155.3	59.596	155.7	21.774	115.9	1:57.850		11	36.813	155.7	58.948	158.3	22.414	108.9	1:58.175	
6	39.219	151.1	58.987	155.0	21.588	117.3	1:59.794		12								

15 Michel Baudoin (FIT)							Hesketh 308E										
lap	Sect-1	Speed	Sect-2	Speed	Sect-3	Speed	Laptime	Pit	lap	Sect-1	Speed	Sect-2	Speed	Sect-3	Speed	Laptime	Pit
1		129.3	1:06.172		25.601	102.5	2:20.570		6	42.612	129.6	1:07.083	148.8	26.120	100.2	2:15.815	
2	41.941	139.8	1:05.093		25.243	100.9	2:12.277		7	41.955	142.8	1:05.418	149.8	25.737	102.5	2:13.110	
3	41.479	145.9	1:04.645	149.8	26.100	103.2	2:12.224		8	41.960	140.7	1:05.378	150.1	26.194	104.9	2:13.532	
4	41.924	147.5	1:05.421	147.2	26.019	97.5	2:13.364		9	41.491	138.1	1:06.041		26.292	102.0	2:13.824	
5	41.729	146.8	1:05.082	150.1	26.768	94.3	2:13.579		10	41.415	144.0	1:04.427	149.1	24.950	100.5	2:10.792	

19 Chris Perkins (FIT)							Surtees TS16										
lap	Sect-1	Speed	Sect-2	Speed	Sect-3	Speed	Laptime	Pit	lap	Sect-1	Speed	Sect-2	Speed	Sect-3	Speed	Laptime	Pit
1		137.8	1:05.292		24.204	104.2	2:17.442		4	39.622	145.6	1:02.636		23.715	105.5	2:05.973	
2	39.890	144.9	1:03.120		23.836	106.4	2:06.846		5	40.315	143.1	1:02.408		23.395	110.4	2:06.118	
3	40.130	143.1	1:02.603		23.350	108.9	2:06.083		6								

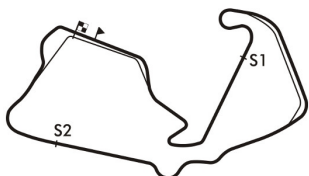
22 James Hagan (FIT)							Hesketh 308/1										
lap	Sect-1	Speed	Sect-2	Speed	Sect-3	Speed	Laptime	Pit	lap	Sect-1	Speed	Sect-2	Speed	Sect-3	Speed	Laptime	Pit
1		135.0	1:04.967		24.873	102.9	2:18.801		2	41.603	142.8	1:06.570		24.843	100.8	2:13.016	

27 Mike Wrigley (HEA)							Williams FW07D										
lap	Sect-1	Speed	Sect-2	Speed	Sect-3	Speed	Laptime	Pit	lap	Sect-1	Speed	Sect-2	Speed	Sect-3	Speed	Laptime	Pit
1		150.8	59.357	153.9	21.676	114.9	1:59.908		7	36.391	152.5	57.596	155.3	21.056	116.1	1:55.043	
2	36.661	152.5	58.875	154.6	21.306	115.1	1:56.842		8	36.384	152.5	58.049	156.1	21.266	105.5	1:55.699	
3	36.756	146.2	58.338	154.3	21.232	116.1	1:56.326		9	36.651	152.2	57.978	156.8	21.153	115.7	1:55.782	
4	36.237	150.8	58.043	154.6	21.194	111.3	1:55.474		10	36.708	154.6	57.839	155.3	21.141	114.9	1:55.688	
5	36.373	153.2	57.663	155.0	21.294	113.9	1:55.330		11	36.550	153.9	58.209	154.6	21.121	118.1	1:55.880	
6	36.743	149.8	58.002	154.3	21.005	115.9	1:55.750		12								

30 David Abbott (HEA)							Arrows A4										
lap	Sect-1	Speed	Sect-2	Speed	Sect-3	Speed	Laptime	Pit	lap	Sect-1	Speed	Sect-2	Speed	Sect-3	Speed	Laptime	Pit
1		140.1	1:03.029		23.334		2:12.486		4	38.872	146.2	1:03.172		23.738	109.7	2:05.782	
2	39.788	132.9	1:01.955		23.066		2:04.809		5	39.355	143.4	1:01.345		23.128		2:03.828	
3	38.374	143.1	1:01.457		23.411		2:03.242		6	38.795	142.5	1:01.500		23.460		2:03.755	

31 Steve Hartley (HEA)							Arrows A4										
lap	Sect-1	Speed	Sect-2	Speed	Sect-3	Speed	Laptime	Pit	lap	Sect-1	Speed	Sect-2	Speed	Sect-3	Speed	Laptime	Pit
1		151.1	58.437		21.566		1:59.097		7	36.538	155.0	58.251		20.981		1:55.770	
2	36.419	147.5	57.862		21.717		1:55.998		8					21.389	120.5	1:56.735	
3	36.430	151.8	58.102		21.403		1:55.935		9	36.713	155.3	57.719		21.392		1:55.824	
4	36.643	151.8	57.363		21.004		1:55.010		10	36.929	151.1	57.069		21.146		1:55.144	
5	36.490	153.2	57.431		21.385		1:55.306		11	36.808	155.7	57.873		21.325		1:56.006	
6	36.552	150.5	58.088		21.278	120.5	1:55.918		12								

32 Philip Hall (FIT)							Theodore TR1										
lap	Sect-1	Speed	Sect-2	Speed	Sect-3	Speed	Laptime	Pit	lap	Sect-1	Speed	Sect-2	Speed	Sect-3	Speed	Laptime	Pit
1		147.2	1:02.034	157.9	22.665	113.0	2:09.847		7	38.337	150.1	1:00.597	152.2	22.589	110.6	2:01.523	
2	37.741	152.5	59.908	156.8	22.804	113.0	2:00.453		8	37.410	150.5	1:00.556	152.2	22.311	114.1	2:00.277	
3	37.803	151.1	1:00.294	153.6	22.401	114.3	2:00.498		9	37.239	150.1	1:00.783	152.9	22.703	111.3	2:00.725	
4	38.168	151.1	1:01.215	129.1	23.355	109.5	2:02.738		10	38.240	149.8	1:00.920	152.5	22.680	113.6	2:01.840	
5	38.153	150.1	1:00.491	152.2	22.535	110.4	2:01.179		11	37.758	150.8	1:00.369	153.2	23.427	112.2	2:01.554	
6	38.305	149.5	1:01.057	151.5	22.792	110.7	2:02.154		12								



**Session Start: 12:41:13 - Finish: 13:01:54**  
**Weather/Track Conditions: Bright / Dry**  
**Circuit: Silverstone Historic Grand Prix**  
**Track Length: 5.857 Km - 3.6394 miles**

# Silverstone Classic - 28 - 30 Jul 2017

## FIA Masters Historic Formula One

### Race 16 - Sector Analysis

33 John Delane (STE)							Tyrrell OO1										
lap	Sect-1	Speed	Sect-2	Speed	Sect-3	Speed	Laptime	Pit	lap	Sect-1	Speed	Sect-2	Speed	Sect-3	Speed	Laptime	Pit
1		123.6	1:06.785		24.780	101.2	2:20.821		6	40.068	145.9	1:04.183	150.5	23.780	102.0	2:08.031	
2	39.925	144.3	1:05.412		24.244	105.2	2:09.581		7	40.204	147.2	1:07.374		24.839	96.4	2:12.417	
3	39.386	148.1	1:03.612	151.8	24.009	101.2	2:07.007		8	40.905	144.3	1:06.215		24.100	102.3	2:11.220	
4	39.552	148.5	1:03.436		23.818	106.7	2:06.806		9	42.672	146.2	1:03.719	149.5	24.091	98.7	2:10.482	
5	39.497	147.5	1:03.369	150.8	23.974	104.0	2:06.840		10	39.615	148.1	1:04.074	150.1	25.528	102.5	2:09.217	

44 Martin Stretton (LAU)							Tyrrell O12										
lap	Sect-1	Speed	Sect-2	Speed	Sect-3	Speed	Laptime	Pit	lap	Sect-1	Speed	Sect-2	Speed	Sect-3	Speed	Laptime	Pit
1		153.2	58.217		21.108	114.9	1:56.951		7	35.941	153.9	57.623		21.560	112.2	1:55.124	
2	35.741	154.6	57.592		21.078	120.5	1:54.411		8	36.084	153.6	57.961		21.149	116.5	1:55.194	
3	36.118	153.6	57.670		21.066	119.2	1:54.854		9	35.903	151.8	57.698		21.163	115.9	1:54.764	
4	35.873	154.3	57.232		21.032	117.9	1:54.137		10	35.926	152.5	58.120		21.147	116.1	1:55.193	
5	35.912	153.9	57.523		21.005	116.9	1:54.440		11	36.196	154.3	57.498		20.989	107.4	1:54.683	
6	35.698	152.9	57.370		21.074	117.5	1:54.142		12								

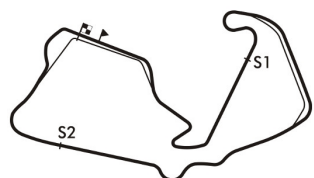
49 Neil Glover (HEA)							Arrows A5										
lap	Sect-1	Speed	Sect-2	Speed	Sect-3	Speed	Laptime	Pit	lap	Sect-1	Speed	Sect-2	Speed	Sect-3	Speed	Laptime	Pit
1		140.4	1:02.880	156.1	23.514	113.2	2:11.421		6	39.321	144.0	1:01.159	150.5	23.591	108.2	2:04.071	
2	39.634	148.1	1:01.975	153.6	23.232	111.7	2:04.841		7	38.554	148.5	1:00.715	153.9	23.045	113.6	2:02.314	
3	38.179	151.1	1:01.062	153.6	23.269	113.6	2:02.510		8	38.613	148.5	1:03.144	151.8	22.623	114.3	2:04.380	
4	37.866	150.8	1:01.155	153.2	22.798	114.3	2:01.819		9	38.837	148.8	1:02.110	151.5	23.605	113.0	2:04.552	
5	38.494	150.5	1:01.008	152.5	22.962	112.6	2:02.464		10	38.241	149.8	1:01.665	151.1	24.372	103.1	2:04.278	

50 Michael Lyons (HEA)							Williams FW07B										
lap	Sect-1	Speed	Sect-2	Speed	Sect-3	Speed	Laptime	Pit	lap	Sect-1	Speed	Sect-2	Speed	Sect-3	Speed	Laptime	Pit
1		152.9	56.318		20.425	120.1	1:52.563		7	36.404	154.3	56.547		20.600	119.6	1:53.551	
2	35.166	154.3	56.289		20.410	120.5	1:51.865		8	35.666	154.6	56.685		20.624	116.3	1:52.975	
3	35.086	156.8	55.894		20.664	119.0	1:51.644		9	35.636	152.9	56.663		20.835	115.7	1:53.134	
4	35.301	156.8	56.330		20.453	116.5	1:52.084		10	35.992	158.6	57.597		20.806	116.1	1:54.395	
5	35.259	154.3	56.453		20.708	117.7	1:52.420		11	35.705	154.6	56.887		21.993	113.2	1:54.585	
6	35.797	155.7	56.405		20.630	118.1	1:52.832		12								

55 David Shaw (STE)							March 721										
lap	Sect-1	Speed	Sect-2	Speed	Sect-3	Speed	Laptime	Pit	lap	Sect-1	Speed	Sect-2	Speed	Sect-3	Speed	Laptime	Pit
1		138.4	1:04.344	152.5	23.804	104.9	2:15.468		7	38.428	151.1	1:00.643	155.3	23.152	107.7	2:02.223	
2	39.287	151.1	1:01.487	153.2	22.726	109.3	2:03.500		8	38.024	148.8	1:00.923	152.2	22.891	110.6	2:01.838	
3	38.320	150.8	1:01.171	150.5	23.193	108.1	2:02.684		9	37.948	150.1	1:00.353	152.2	23.122	105.4	2:01.423	
4	38.314	150.5	1:01.183	152.5	22.704	109.5	2:02.201		10	37.934	150.1	1:00.379	151.5	22.471	110.4	2:00.784	
5	38.216	149.5	1:00.408	151.8	22.514	111.7	2:01.138		11	37.887	151.1	1:00.048	153.2	22.610	111.7	2:00.545	
6	38.510	150.5	1:00.325	155.3	24.189	94.9	2:03.024		12								

56 Max Smith-Hilliard (FIT)							Fittipaldi F5A										
lap	Sect-1	Speed	Sect-2	Speed	Sect-3	Speed	Laptime	Pit	lap	Sect-1	Speed	Sect-2	Speed	Sect-3	Speed	Laptime	Pit
1		154.6	59.547	162.9	22.133	112.8	2:03.136		7	36.957	152.9	59.727		22.243	113.9	1:58.927	
2	37.466	154.3	59.248	160.9	22.249	114.7	1:58.963		8	37.470	153.2	59.275		21.997	115.9	1:58.742	
3	36.965	155.3	59.136	159.0	22.249	113.0	1:58.350		9	37.288	153.6	59.357		22.351	109.8	1:58.996	
4	37.252	155.0	1:00.051		22.575	113.4	1:59.878		10	37.722	155.0	59.474		22.159	113.2	1:59.355	
5	37.140	155.7	59.151		22.352	114.1	1:58.643		11	37.936	151.8	59.779	158.3	22.366	110.2	2:00.081	
6	37.244	154.3	59.765		22.396	113.7	1:59.405		12								

61 Jason Wright (FIT)							Shadow DN8										
lap	Sect-1	Speed	Sect-2	Speed	Sect-3	Speed	Laptime	Pit	lap	Sect-1	Speed	Sect-2	Speed	Sect-3	Speed	Laptime	Pit
1		129.6	1:05.241	149.8	24.546	107.0	2:16.549		6	38.666	145.9	1:01.624	152.2	23.066	110.9	2:03.356	
2	39.496	144.6	1:02.779	157.5	24.659	110.0	2:06.934		7	39.067	146.8	1:01.136	151.8	23.703	112.0	2:03.906	
3	39.911	151.1	1:01.677	156.1	24.375	112.2	2:05.963		8	38.194	147.5	1:00.505	152.9	22.837	112.6	2:01.536	
4	39.490	148.8	1:02.431	156.8	24.212	112.4	2:06.133		9	38.250	147.8	1:01.435	154.3	23.733	92.1	2:03.418	
5	39.005	146.5	1:01.160	152.5	23.455	108.8	2:03.620		10	38.330	149.5	1:01.383	152.5	22.827	115.1	2:02.540	



Session Start: 12:41:13 - Finish: 13:01:54  
 Weather/Track Conditions: Bright / Dry  
 Circuit: Silverstone Historic Grand Prix  
 Track Length: 5.857 Km - 3.6394 miles

# Silverstone Classic - 28 - 30 Jul 2017

## FIA Masters Historic Formula One

### Race 16 - Sector Analysis

66 Tommy Dreelan (HEA)								Williams FW08							
Lap	Sect-1	Speed	Sect-2	Speed	Sect-3	Speed	Laptime Pit	Lap	Sect-1	Speed	Sect-2	Speed	Sect-3	Speed	Laptime Pit
1		149.8	1:02.139	153.6	23.010	111.3	2:09.622	4	38.053	151.1	1:00.662	153.9	22.539	110.2	2:01.254
2	38.846	151.5	1:01.342	154.6	23.833	98.3	2:04.021	5	38.143	152.2	1:01.163	153.2	22.538	108.6	2:01.844
3	39.272	147.5	1:00.673	153.9	22.559	106.0	2:02.504	6	38.646	150.8	1:00.979	152.5	22.561	108.2	2:02.186

72 Mark Hazell (HEA)								Williams FW07B							
Lap	Sect-1	Speed	Sect-2	Speed	Sect-3	Speed	Laptime Pit	Lap	Sect-1	Speed	Sect-2	Speed	Sect-3	Speed	Laptime Pit
1		149.1	1:01.815	151.1	22.761	111.3	2:06.963	7	37.542	150.8	1:00.080	151.5	21.854	112.4	1:59.476
2	38.617	151.5	1:00.223	152.5	22.111	116.3	2:00.951	8	37.696	150.1	1:00.412	153.9	21.725	115.3	1:59.833
3	37.531	151.8	1:00.265	153.9	21.994	114.1	1:59.790	9	37.593	149.1	1:00.848	151.8	22.000	113.9	2:00.441
4	37.836	150.8	1:00.744	153.2	21.980	113.2	2:00.560	10	37.817	149.1	1:00.101	151.8	21.858	112.0	1:59.776
5	37.756	152.5	1:00.457	151.1	22.162	115.7	2:00.375	11	38.081	149.5	59.863	152.5	21.735	111.7	1:59.679
6	39.950	148.5	1:00.414	152.9	22.102	112.8	2:02.466	12							

74 Mike Cantillon (HEA)								Williams FW07							
Lap	Sect-1	Speed	Sect-2	Speed	Sect-3	Speed	Laptime Pit	Lap	Sect-1	Speed	Sect-2	Speed	Sect-3	Speed	Laptime Pit
1		154.6	58.514	157.5	21.891	114.7	2:00.343	7	36.074	156.1	57.672	156.8	21.068	117.5	1:54.814
2	36.391	154.6	58.086	156.4	21.273	113.4	1:55.750	8	36.279	152.2	58.015	156.4	21.213	108.6	1:55.507
3	36.307	155.7	58.102	157.2	21.470	113.4	1:55.879	9	36.374	155.0	58.366	156.1	21.126	114.3	1:55.866
4	36.251	157.5	58.254	155.3	21.379	114.1	1:55.884	10	36.325	155.3	57.674	156.4	21.229	116.1	1:55.228
5	36.255	155.3	57.893	155.3	21.482	115.9	1:55.630	11	36.035	156.4	58.691	155.7	21.240	115.3	1:55.966
6	36.222	154.6	57.830	155.3	21.461	114.3	1:55.513	12							

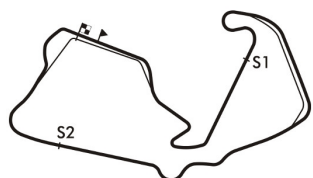
75 Gregor Fisker (FIT)								Shadow DN5							
Lap	Sect-1	Speed	Sect-2	Speed	Sect-3	Speed	Laptime Pit	Lap	Sect-1	Speed	Sect-2	Speed	Sect-3	Speed	Laptime Pit
1		144.0	1:01.399	154.6	22.553	111.8	2:08.205	3	37.309	153.2	59.911	155.0	22.024	113.4	1:59.244
2	38.661	141.6	1:00.440	153.2	22.203	109.1	2:01.304	4	39.448	140.7	1:01.775	152.2	In		2:12.387 P

77 Mark Higson (FIT)								March 761							
Lap	Sect-1	Speed	Sect-2	Speed	Sect-3	Speed	Laptime Pit	Lap	Sect-1	Speed	Sect-2	Speed	Sect-3	Speed	Laptime Pit
1		144.3	1:02.383	155.3	23.612	108.6	2:10.764	7	39.171	148.5	1:01.158	153.9	23.215	108.4	2:03.544
2	38.803	150.5	1:01.147	155.7	24.078	103.1	2:04.028	8	38.964	148.8	1:02.333	154.6	23.452	104.4	2:04.749
3	38.794	150.1	1:00.968	154.6	23.110	106.2	2:02.872	9	39.122	149.1	1:01.422	154.6	23.153	108.2	2:03.697
4	38.371	151.5	1:01.104	153.9	22.787	108.8	2:02.262	10	38.340	150.8	1:01.715	151.5	23.268	110.2	2:03.323
5	38.520	150.8	1:00.641	154.6	23.055	108.9	2:02.216	11	38.713	149.1	1:01.949	153.6	23.403	105.2	2:04.065
6	38.623	147.5	1:01.046	152.2	23.146	108.1	2:02.815	12							

84 Jonathan Kennard (INV)								Arrows A3							
Lap	Sect-1	Speed	Sect-2	Speed	Sect-3	Speed	Laptime Pit	Lap	Sect-1	Speed	Sect-2	Speed	Sect-3	Speed	Laptime Pit
1		155.0	57.242	155.0	20.783	122.0	1:54.393	7	35.461	155.3	57.088	153.6	20.905	119.6	1:53.454
2	34.967	154.3	56.646	154.6	20.576	120.3	1:52.189	8	35.201	153.9	56.684	155.0	20.969	119.0	1:52.854
3	34.680	155.3	56.353	155.0	20.804	119.6	1:51.837	9	35.295	153.6	57.845	154.6	21.158	117.5	1:54.298
4	34.815	154.6	56.688	154.6	20.607	119.6	1:52.110	10	35.442	153.6	56.898	155.3	21.982	111.1	1:54.322
5	34.934	156.1	56.755	152.9	20.960	115.3	1:52.649	11	35.696	153.9	1:01.574	131.1	21.955	112.2	1:59.225
6	35.075	155.0	56.916	153.9	20.801	119.0	1:52.792	12							

97 Jamie Constable (FIT)								Shadow DN8							
Lap	Sect-1	Speed	Sect-2	Speed	Sect-3	Speed	Laptime Pit	Lap	Sect-1	Speed	Sect-2	Speed	Sect-3	Speed	Laptime Pit
1		148.1	1:00.828	152.5	22.583	111.8	2:06.812	4	37.650	150.1	1:00.006	152.9	22.174	112.6	1:59.830
2	37.458	150.8	59.805	152.9	22.308	111.1	1:59.571	5	38.033	149.8	1:00.049	153.6	22.894	111.5	2:00.976
3	38.055	149.1	59.703	153.6	22.572	113.4	2:00.330	6	1:04.419	55.0	3:00.279	38.6	In		5:06.743 P

111 Philippe Scemama (STE)								Surtees TS9B							
Lap	Sect-1	Speed	Sect-2	Speed	Sect-3	Speed	Laptime Pit	Lap	Sect-1	Speed	Sect-2	Speed	Sect-3	Speed	Laptime Pit
1		133.9	1:03.776	157.5	24.322	110.6	2:14.627	6	39.928	150.1	1:02.059	154.6	23.937	106.5	2:05.924
2	40.600	152.9	1:02.863	156.4	25.064	108.1	2:08.527	7	39.169	148.1	1:01.972	155.7	24.778	110.4	2:05.919
3	39.762	150.5	1:01.938	155.0	24.294	110.4	2:05.994	8	39.127	151.1	1:04.311	156.1	25.000	110.0	2:08.438
4	39.253	152.2	1:02.734	154.6	24.001	111.3	2:05.988	9	39.122	151.8	1:02.075	153.6	24.507	110.9	2:05.704
5	39.888	150.5	1:02.563	156.1	24.169	110.2	2:06.620	10	39.436	152.9	1:01.819	155.3	24.033	111.5	2:05.288



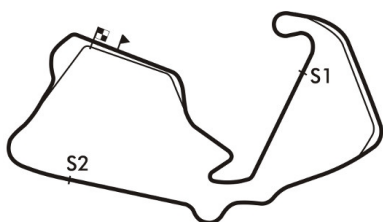
**Session Start: 12:41:13 - Finish: 13:01:54**  
**Weather/Track Conditions: Bright / Dry**  
**Circuit: Silverstone Historic Grand Prix**  
**Track Length: 5.857 Km - 3.6394 miles**

# Silverstone Classic - 28 - 30 Jul 2017

## FIA Masters Historic Formula One

### Race 16 - Best Sector Times

	SECTOR 1			SECTOR 2			SECTOR 3			IDEAL / BEST LAP COMPARISON					
	NO	TIME	LAP	NO	TIME	LAP	NO	TIME	LAP	NO	NAME	BEST	IN	IDEAL	DIFF
1	84	34.680	3	50	55.894	3	50	20.410	2	50	Michael Lyons	1:51.644	3	1:51.390	+0.254
2	50	35.086	3	84	56.353	3	1	20.487	4	84	Jonathan Kennard	1:51.837	3	1:51.609	+0.228
3	1	35.311	2	1	56.511	2	84	20.576	2	1	Nick Padmore	1:52.393	2	1:52.309	+0.084
4	13	35.410	5	13	57.058	3	13	20.853	1	13	Andy Wolfe	1:53.984	6	1:53.321	+0.663
5	44	35.698	6	31	57.069	10	31	20.981	7	44	Martin Stretton	1:54.137	4	1:53.919	+0.218
6	74	36.035	11	44	57.232	4	44	20.989	11	74	Mike Cantillon	1:54.814	7	1:54.775	+0.039
7	4	36.221	11	27	57.596	7	27	21.005	6	31	Steve Hartley	1:55.010	4	1:54.469	+0.541
8	27	36.237	4	74	57.672	7	74	21.068	7	27	Mike Wrigley	1:55.043	7	1:54.838	+0.205
9	31	36.419	2	14	58.380	3	14	21.430	7	4	Joaquin Folch-Rusir	1:56.603	5	1:56.529	+0.074
10	14	36.480	5	2	58.477	6	2	21.541	5	2	Katsuaki Kubota	1:56.681	6	1:56.651	+0.030
11	2	36.633	6	5	58.594	3	12	21.575	2	14	Simon Fish	1:56.901	7	1:56.290	+0.611
12	5	36.686	2	4	58.704	5	4	21.604	5	5	Gregory Thornton	1:56.953	3	1:56.916	+0.037
13	56	36.957	7	12	59.033	9	5	21.636	3	12	Steve Brooks	1:58.332	9	1:58.068	+0.264
14	32	37.239	9	56	59.136	3	72	21.725	8	56	Max Smith-Hilliard	1:58.350	3	1:58.090	+0.260
15	75	37.309	3	97	59.703	3	56	21.997	8	72	Mark Hazell	1:59.476	7	1:59.119	+0.357
16	97	37.458	2	72	59.863	11	75	22.024	3	32	Philip Hall	2:00.277	8	1:59.458	+0.819
17	12	37.460	10	32	59.908	2	97	22.174	4	55	David Shaw	2:00.545	11	2:00.406	+0.139
18	72	37.531	3	75	59.911	3	32	22.311	8	3	Ian Simmonds	2:00.943	5	2:00.701	+0.242
19	3	37.659	5	55	1:00.048	11	55	22.471	10	61	Jason Wright	2:01.536	8	2:01.526	+0.010
20	49	37.866	4	3	1:00.134	7	66	22.538	5	49	Neil Glover	2:01.819	4	2:01.204	+0.615
21	55	37.887	11	61	1:00.505	8	49	22.623	8	77	Mark Higson	2:02.216	5	2:01.768	+0.448
22	66	38.053	4	77	1:00.641	5	77	22.787	4	111	Philippe Scemama	2:05.288	10	2:04.878	+0.410
23	61	38.194	8	66	1:00.662	4	61	22.827	10	33	John Delane	2:06.806	4	2:06.535	+0.271
24	77	38.340	10	49	1:00.715	7	3	22.908	5	15	Michel Baudoin	2:10.792	10	2:10.792	+0.000
25	30	38.374	3	30	1:01.345	5	30	23.066	2	75	Gregor Fisker	1:59.244	3	1:59.244	+0.000
26	111	39.122	9	111	1:01.819	10	19	23.350	3	97	Jamie Constable	1:59.571	2	1:59.335	+0.236
27	33	39.386	3	19	1:02.408	5	33	23.780	6	66	Tommy Dreelan	2:01.254	4	2:01.253	+0.001
28	19	39.622	4	33	1:03.369	5	111	23.937	6	30	David Abbott	2:03.242	3	2:02.785	+0.457
29	15	41.415	10	15	1:04.427	10	22	24.843	2	19	Chris Perkins	2:05.973	4	2:05.380	+0.593
30	22	41.603	2	22	1:04.967	1	15	24.950	10	22	James Hagan	2:13.016	2	2:11.413	+1.603



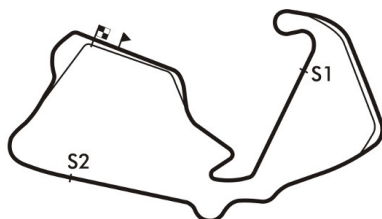
**Session Start: 12:41:13 - Finish: 13:01:54**  
**Weather/Track Conditions: Bright / Dry**  
**Circuit: Silverstone Historic Grand Prix**  
**Track Length: 5.857 Km - 3.6394 miles**

# Silverstone Classic - 28 - 30 Jul 2017

## FIA Masters Historic Formula One

### Race 16 - Best Sector Speeds

	NO	SECTOR 1	MPH	NO	SECTOR 2	MPH	NO	SECTOR 3	MPH
1	50	Michael Lyons	158.6	56	Max Smith-Hilliard	162.9	84	Jonathan Kennard	122.0
2	74	Mike Cantillon	157.5	14	Simon Fish	159.4	4	Joaquin Folch-Rusinol	120.9
3	4	Joaquin Folch-Rusinol	156.4	4	Joaquin Folch-Rusinol	158.3	31	Steve Hartley	120.5
4	84	Jonathan Kennard	156.1	1	Nick Padmore	157.9	44	Martin Stretton	120.5
5	13	Andy Wolfe	155.7	32	Philip Hall	157.9	50	Michael Lyons	120.5
6	14	Simon Fish	155.7	5	Gregory Thornton	157.5	12	Steve Brooks	119.8
7	31	Steve Hartley	155.7	61	Jason Wright	157.5	1	Nick Padmore	119.6
8	56	Max Smith-Hilliard	155.7	74	Mike Cantillon	157.5	13	Andy Wolfe	119.6
9	1	Nick Padmore	155.0	111	Philippe Scemama	157.5	27	Mike Wrigley	118.1
10	27	Mike Wrigley	154.6	27	Mike Wrigley	156.8	2	Katsuaki Kubota	117.7
11	44	Martin Stretton	154.6	49	Neil Glover	156.1	74	Mike Cantillon	117.5
12	3	Ian Simmonds	154.3	77	Mark Higson	155.7	14	Simon Fish	117.3
13	5	Gregory Thornton	153.6	2	Katsuaki Kubota	155.3	72	Mark Hazell	116.3
14	75	Gregor Fisker	153.2	55	David Shaw	155.3	56	Max Smith-Hilliard	115.9
15	2	Katsuaki Kubota	152.9	84	Jonathan Kennard	155.3	3	Ian Simmonds	115.5
16	111	Philippe Scemama	152.9	75	Gregor Fisker	155.0	61	Jason Wright	115.1
17	32	Philip Hall	152.5	66	Tommy Dreelan	154.6	5	Gregory Thornton	114.5
18	72	Mark Hazell	152.5	72	Mark Hazell	153.9	32	Philip Hall	114.3
19	66	Tommy Dreelan	152.2	97	Jamie Constable	153.6	49	Neil Glover	114.3
20	12	Steve Brooks	151.5	33	John Delane	151.8	75	Gregor Fisker	113.4
21	77	Mark Higson	151.5	15	Michel Baudoin	150.1	97	Jamie Constable	113.4
22	49	Neil Glover	151.1	3	Ian Simmonds	0.0	55	David Shaw	111.7
23	55	David Shaw	151.1	12	Steve Brooks	0.0	111	Philippe Scemama	111.5
24	61	Jason Wright	151.1	13	Andy Wolfe	0.0	66	Tommy Dreelan	111.3
25	97	Jamie Constable	150.8	19	Chris Perkins	0.0	19	Chris Perkins	110.4
26	33	John Delane	148.5	22	James Hagan	0.0	77	Mark Higson	110.2
27	15	Michel Baudoin	147.5	30	David Abbott	0.0	30	David Abbott	109.7
28	30	David Abbott	146.2	31	Steve Hartley	0.0	33	John Delane	106.7
29	19	Chris Perkins	145.6	44	Martin Stretton	0.0	15	Michel Baudoin	104.9
30	22	James Hagan	142.8	50	Michael Lyons	0.0	22	James Hagan	102.9



**Session Start: 12:41:13 - Finish: 13:01:54**  
**Weather/Track Conditions: Bright / Dry**  
**Circuit: Silverstone Historic Grand Prix**  
**Track Length: 5.857 Km - 3.6394 miles**

# Silverstone Classic - 28 - 30 Jul 2017

## FIA Masters Historic Formula One

### Race 16 - Lap Chart

Lap 1			Lap 2			Lap 3			Lap 4			Lap 5			Lap 6		
NO	Behind	Laptime	NO	Behind	Laptime	NO	Behind	Laptime	NO	Behind	Laptime	NO	Behind	Laptime	NO	Behind	Laptime
50		1:52.563	50		1:51.865	50		1:51.644	50		1:52.084	50		1:52.420	50		1:52.832
84	1.830	1:54.393	84	2.154	1:52.189	84	2.347	1:51.837	84	2.373	1:52.110	84	2.602	1:52.649	84	2.562	1:52.792
1	2.032	1:54.595	1	2.560	1:52.393	1	3.607	1:52.691	1	4.153	1:52.630	1	4.820	1:53.087	1	5.425	1:53.437
13	3.285	1:55.848	13	5.488	1:54.068	13	8.185	1:54.341	13	10.427	1:54.326	13	12.313	1:54.306	13	13.465	1:53.984
44	4.388	1:56.951	44	6.934	1:54.411	44	10.144	1:54.854	44	12.197	1:54.137	44	14.217	1:54.440	44	15.527	1:54.142
31	6.534	1:59.097	31	10.667	1:55.998	31	14.958	1:55.935	31	17.884	1:55.010	31	20.770	1:55.306	31	23.856	1:55.918
27	7.345	1:59.908	74	11.665	1:55.750	74	15.900	1:55.879	74	19.700	1:55.884	74	22.910	1:55.630	74	25.591	1:55.513
74	7.780	2:00.343	27	12.322	1:56.842	27	17.004	1:56.326	27	20.394	1:55.474	27	23.304	1:55.330	27	26.222	1:55.750
5	9.701	2:02.264	5	15.030	1:57.194	5	20.339	1:56.953	5	25.876	1:57.621	5	31.919	1:58.463	5	37.450	1:58.363
56	10.573	2:03.136	56	17.671	1:58.963	56	24.377	1:58.350	4	30.971	1:57.819	4	35.154	1:56.603	4	39.904	1:57.582
4	12.979	2:05.542	4	18.523	1:57.409	4	25.236	1:58.357	56	32.171	1:59.878	56	38.394	1:58.643	56	44.967	1:59.405
97	14.249	2:06.812	97	21.955	1:59.571	97	30.641	2:00.330	97	38.387	1:59.830	2	44.202	1:57.957	2	48.051	1:56.681
72	14.400	2:06.963	2	22.175	1:59.317	12	30.927	1:59.825	2	38.665	1:59.532	97	46.943	2:00.976	14	54.547	1:59.794
2	14.723	2:07.286	12	22.746	1:59.524	2	31.217	2:00.686	12	39.029	2:00.186	12	47.157	2:00.548	72	57.697	2:02.466
12	15.087	2:07.650	72	23.486	2:00.951	72	31.632	1:59.790	72	40.108	2:00.560	14	47.585	1:57.850	12	59.689	2:05.364
75	15.642	2:08.205	75	25.081	2:01.304	75	32.681	1:59.244	14	42.155	1:59.141	72	48.063	2:00.375	32	1:03.461	2:02.154
66	17.059	2:09.622	32	25.872	2:00.453	32	34.726	2:00.498	32	45.380	2:02.738	32	54.139	2:01.179	66	1:08.023	2:02.186
32	17.284	2:09.847	66	29.215	2:04.021	14	35.098	1:57.294	66	49.245	2:01.254	66	58.669	2:01.844	77	1:11.549	2:02.815
77	18.201	2:10.764	14	29.448	1:59.055	66	40.075	2:02.504	77	51.770	2:02.262	77	1:01.566	2:02.216	49	1:13.718	2:04.071
49	18.858	2:11.421	77	30.364	2:04.028	77	41.592	2:02.872	49	52.435	2:01.819	49	1:02.479	2:02.464	55	1:14.607	2:03.024
30	19.923	2:12.486	49	31.834	2:04.841	49	42.700	2:02.510	75	52.984	2:12.387	55	1:04.415	2:01.138	3	1:15.313	2:02.144
111	22.064	2:14.627	30	32.867	2:04.809	30	44.465	2:03.242	55	55.697	2:02.201	3	1:06.001	2:00.943	30	1:20.494	2:03.755
14	22.258	2:14.821	55	34.540	2:03.500	55	45.580	2:02.684	3	57.478	2:01.751	30	1:09.571	2:03.828	61	1:29.147	2:03.356
55	22.905	2:15.468	3	37.375	2:05.657	3	47.811	2:02.080	30	58.163	2:05.782	61	1:18.623	2:03.620	111	1:34.272	2:05.924
3	23.583	2:16.146	111	38.726	2:08.527	111	53.076	2:05.994	111	1:06.980	2:05.988	111	1:21.180	2:06.620	33	1:45.678	2:08.031
61	23.986	2:16.549	61	39.055	2:06.934	61	53.374	2:05.963	61	1:07.423	2:06.133	19	1:21.886	2:06.118			
19	24.879	2:17.442	19	39.860	2:06.846	19	54.299	2:06.083	19	1:08.188	2:05.973	33	1:30.479	2:06.840			
22	26.238	2:18.801	33	45.974	2:09.581	33	1:01.337	2:07.007	33	1:16.059	2:06.806	15	1:51.438	2:13.579			
15	28.007	2:20.570	22	47.389	2:13.016	15	1:08.999	2:12.224	15	1:30.279	2:13.364						
33	28.258	2:20.821	15	48.419	2:12.277												

**Session Start: 12:41:13 - Finish: 13:01:54**  
**Weather/Track Conditions Bright / Dry**  
**Circuit: Silverstone Historic Grand Prix**  
**Track Length: 5.857 Km - 3.6394 miles**



# Silverstone Classic - 28 - 30 Jul 2017

## FIA Masters Historic Formula One

### Race 16 - Lap Chart

Lap 7			Lap 8			Lap 9			Lap 10			Lap 11		
NO	Behind	Laptime	NO	Behind	Laptime	NO	Behind	Laptime	NO	Behind	Laptime	NO	Behind	Laptime
50		1:53.551	50		1:52.975	50		1:53.134	50		1:54.395	50		1:54.585
84	2.465	1:53.454	84	2.344	1:52.854	84	3.508	1:54.298	84	3.435	1:54.322	49	1 LAP	2:04.278
1	5.413	1:53.539	1	6.306	1:53.868	1	6.947	1:53.775	61	1 LAP	2:03.418	1	6.527	1:53.976
13	15.606	1:55.692	33	1 LAP	2:12.417	111	1 LAP	2:08.438	1	7.136	1:54.584	84	8.075	1:59.225
44	17.100	1:55.124	97	2 LAPS	5:06.743	13	18.893	1:54.767	13	19.804	1:55.306	3	1 LAP	2:15.818
15	1 LAP	2:15.815	13	17.260	1:54.629	44	20.949	1:54.764	111	1 LAP	2:05.704	61	1 LAP	2:02.540
31	26.075	1:55.770	44	19.319	1:55.194	33	1 LAP	2:11.220	44	21.747	1:55.193	13	20.523	1:55.304
74	26.854	1:54.814	74	29.386	1:55.507	74	32.118	1:55.866	74	32.951	1:55.228	44	21.845	1:54.683
27	27.714	1:55.043	31	29.835	1:56.735	31	32.525	1:55.824	31	33.274	1:55.144	111	1 LAP	2:05.288
5	42.770	1:58.871	27	30.438	1:55.699	27	33.086	1:55.782	27	34.379	1:55.688	74	34.332	1:55.966
4	43.228	1:56.875	15	1 LAP	2:13.110	4	52.025	1:57.214	33	1 LAP	2:10.482	31	34.695	1:56.006
56	50.343	1:58.927	4	47.945	1:57.692	5	53.530	1:57.997	4	55.425	1:57.795	27	35.674	1:55.880
2	51.928	1:57.428	5	48.667	1:58.872	15	1 LAP	2:13.532	5	56.456	1:57.321	4	59.294	1:58.454
14	57.897	1:56.901	56	56.110	1:58.742	56	1:01.972	1:58.996	56	1:06.932	1:59.355	33	1 LAP	2:09.217
72	1:03.622	1:59.476	2	56.930	1:57.977	2	1:02.502	1:58.706	2	1:08.144	2:00.037	5	1:02.992	2:01.121
12	1:08.698	2:02.560	14	1:02.082	1:57.160	14	1:05.854	1:56.906	14	1:09.205	1:57.746	56	1:12.428	2:00.081
32	1:11.433	2:01.523	72	1:10.480	1:59.833	72	1:17.787	2:00.441	15	1 LAP	2:13.824	14	1:12.795	1:58.175
77	1:21.542	2:03.544	12	1:15.153	1:59.430	12	1:20.351	1:58.332	72	1:23.168	1:59.776	2	1:13.244	1:59.685
49	1:22.481	2:02.314	32	1:18.735	2:00.277	32	1:26.326	2:00.725	12	1:26.035	2:00.079	72	1:28.262	1:59.679
55	1:23.279	2:02.223	55	1:32.142	2:01.838	55	1:40.431	2:01.423	32	1:33.771	2:01.840	15	1 LAP	2:10.792
3	1:23.728	2:01.966	77	1:33.316	2:04.749	77	1:43.879	2:03.697	55	1:46.820	2:00.784	12	1:39.419	2:07.969
61	1:39.502	2:03.906	49	1:33.886	2:04.380	3	1:44.859	2:03.165	77	1:52.807	2:03.323	32	1:40.740	2:01.554
111	1:46.640	2:05.919	3	1:34.828	2:04.075	49	1:45.304	2:04.552				55	1:52.780	2:00.545
			61	1:48.063	2:01.536							77	2:02.287	2:04.065

**Session Start: 12:41:13 - Finish: 13:01:54**  
**Weather/Track Conditions Bright / Dry**  
**Circuit: Silverstone Historic Grand Prix**  
**Track Length: 5.857 Km - 3.6394 miles**



## Silverstone Classic - 28 - 30 Jul 2017

### Silverstone Classic Celebrity Challenge Trophy Race 17 - Classification

<b>Sheet No:</b>
------------------

POS	NO	DRIVER/S	CLASS	CLASS POS	CAR MAKE / MODEL	TIME	LAPS	GAP	DIFF	MPH	BEST	ON
1	177	Mike Jordan	RR	1	Austin A30 Academy	20:34.865	7	-- 7 laps --		74.27	2:55.275	2
2	121	James Colburn	BL	1	Austin A30 Academy	20:35.754	7	0.889	0.889	74.21	2:55.080	6
3	114	Jonathan Lewis	RR	2	Austin A35 Academy	20:35.756	7	0.891	0.002	74.21	2:55.014	5
4	105	Ben Colburn	BL	2	Austin A35 Academy	20:48.224	7	13.359	12.468	73.47	2:57.826	5
5	174	Tony Shirtcliffe	BL	3	Austin A35 Academy	20:48.878	7	14.013	0.654	73.43	2:57.343	3
6	143	Jason Stanley	GG	1	Austin A35 Academy	20:49.173	7	14.308	0.295	73.42	2:57.783	3
7	155	John Grant	GG	2	Austin A35 Academy	20:54.387	7	19.522	5.214	73.11	2:58.009	4
8	125	Stephen Potts	SKS	1	Austin A35 Academy	20:58.991	7	24.126	4.604	72.84	2:58.156	4
9	178	William Davidson	SKS	2	Austin A35 Academy	21:00.501	7	25.636	1.510	72.76	2:56.899	6
10	106	Nick Powell	BL	4	Austin A35 Academy	21:06.165	7	31.300	5.664	72.43	2:59.240	2
11	127	Kerry Michael	SCS	1	Austin A35 Academy	21:12.768	7	37.903	6.603	72.05	3:00.188	3
12	112	John Cleland	SKS	3	Austin A30 Academy	21:19.323	7	44.458	6.555	71.69	3:01.305	7
13	116	James Wood	GG	3	Austin A30 Academy	21:21.065	7	46.200	1.742	71.59	3:01.180	4
14	192	Glenn Mason	SCS	2	Austin A35 Academy	21:43.157	7	1:08.292	22.092	70.38	3:03.672	5
15	101	Alan Letts	RR	3	Austin A35 Academy	21:43.600	7	1:08.735	0.443	70.35	3:02.685	5
16	103	Dave Bye	SCS	3	Austin A35 Academy	21:46.432	7	1:11.567	2.832	70.20	3:04.122	7
17	151	Anthony Lucas	GG	4	Austin A35 Academy	21:46.660	7	1:11.795	0.228	70.18	3:04.139	7
18	172	James Gibbons	GG	5	Austin A35 Academy	21:49.199	7	1:14.334	2.539	70.05	3:04.459	6
19	126	David Jones	GG	6	Austin A35 Academy	21:52.541	7	1:17.676	3.342	69.87	3:05.775	6
20	150	Julian Crossley	SCS	4	Austin A30 Academy	22:11.786	7	1:36.921	19.245	68.86	3:06.877	4
21	128	Theo Paphitis	SCS	5	Austin A35 Academy	22:14.095	7	1:39.230	2.309	68.74	3:07.468	7
22	135	Bruce Chapman	SKS	4	Austin A35 Academy	21:09.931	6	-- 6 laps --	2:03.304	61.90	3:04.040	6
----- NOT CLASSIFIED -----												
DNF	180	Mike Ross	RR		Austin A35 Academy	6:38.583	2	-- 2 laps --	22.173	65.74	3:17.609	2
DNF	104	Neil Brown	BL		Austin A35 Academy							

#### ----- FASTEST LAP SUMMARY -----

NO	DRIVER/S	CLASS	CAR MAKE / MODEL	FASTEST LAP	ON	MPH
114	Jonathan Lewis	RR	Austin A35 Academy	2:55.014	5	74.86
121	James Colburn	BL	Austin A30 Academy	2:55.080	6	74.83
178	William Davidson	SKS	Austin A35 Academy	2:56.899	6	74.06
143	Jason Stanley	GG	Austin A35 Academy	2:57.783	3	73.70
127	Kerry Michael	SCS	Austin A35 Academy	3:00.188	3	72.71

**Session Start: 13:20:25 - Finish: 13:40:57**  
**Weather/Track Conditions: Bright / Dry**  
**Circuit: Silverstone Historic Grand Prix**  
**Track Length: 5.857 Km - 3.6394 miles**

These results are provisional until the conclusion of any judicial and technical matters.

Clerk of the Course:	Timekeeper:	Issued at:
----------------------	-------------	------------

# Silverstone Classic - 28 - 30 Jul 2017

## Silverstone Classic Celebrity Challenge Trophy

### Race 17 - Sector Analysis

101 Alan Letts (RR)								Austin A35 Academy							
lap	Sect-1	Speed	Sect-2	Speed	Sect-3	Speed	Laptime Pit	lap	Sect-1	Speed	Sect-2	Speed	Sect-3	Speed	Laptime Pit
1		92.8	1:33.649	96.0	35.054	72.4	3:10.883	5	57.348	90.6	1:32.034	93.2	33.303	75.0	3:02.685
2	59.074	91.8	1:32.985	96.1	34.930	71.9	3:06.989	6	58.731	88.7	1:32.726	90.3	35.082	71.0	3:06.539
3	58.631	91.8	1:32.685	94.9	35.384	74.2	3:06.700	7	58.387	90.2	1:32.452	92.4	33.556	74.6	3:04.395
4	57.806	93.1	1:33.295	91.1	34.308	73.8	3:05.409	8							

103 Dave Bye (SCS)								Austin A35 Academy							
lap	Sect-1	Speed	Sect-2	Speed	Sect-3	Speed	Laptime Pit	lap	Sect-1	Speed	Sect-2	Speed	Sect-3	Speed	Laptime Pit
1		92.9	1:32.924		35.037	72.6	3:08.736	5	58.165	92.7	1:33.277		35.372	71.5	3:06.814
2	57.746	93.6	1:33.666		35.996	70.7	3:07.408	6	58.119	92.9	1:32.887		35.184	69.7	3:06.190
3	58.169	92.4	1:32.926		35.843	67.8	3:06.938	7	57.244	93.1	1:32.266		34.612	69.9	3:04.122
4	58.614	94.0	1:32.875		34.735	70.7	3:06.224	8							

104 Neil Brown (BL)								Austin A35 Academy							
lap	Sect-1	Speed	Sect-2	Speed	Sect-3	Speed	Laptime Pit	lap	Sect-1	Speed	Sect-2	Speed	Sect-3	Speed	Laptime Pit

105 Ben Colburn (BL)								Austin A35 Academy							
lap	Sect-1	Speed	Sect-2	Speed	Sect-3	Speed	Laptime Pit	lap	Sect-1	Speed	Sect-2	Speed	Sect-3	Speed	Laptime Pit
1		93.3	1:30.393	92.2	33.087	74.0	2:58.987	5	56.024	91.4	1:29.828	92.9	31.974	74.6	2:57.826
2	55.955	91.2	1:29.685	94.5	32.199	74.2	2:57.839	6	56.003	90.8	1:30.030	94.0	32.685	73.9	2:58.718
3	55.651	91.7	1:29.738	91.9	33.459	70.9	2:58.848	7	55.700	89.8	1:30.015	92.1	32.315	74.4	2:58.030
4	55.574	95.5	1:29.729	94.1	32.673	74.2	2:57.976	8							

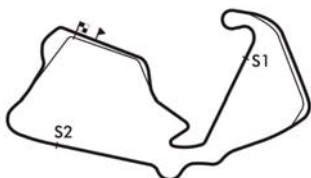
106 Nick Powell (BL)								Austin A35 Academy							
lap	Sect-1	Speed	Sect-2	Speed	Sect-3	Speed	Laptime Pit	lap	Sect-1	Speed	Sect-2	Speed	Sect-3	Speed	Laptime Pit
1		92.4	1:31.343	92.7	33.083	75.3	3:02.925	5	56.308	90.0	1:31.210	91.7	32.942	75.4	3:00.460
2	55.906	92.3	1:30.457	93.7	32.877	75.3	2:59.240	6	56.560	89.6	1:31.322	90.4	33.103	74.6	3:00.985
3	55.926	92.4	1:30.703	91.3	33.062	75.4	2:59.691	7	56.616	89.5	1:31.992	90.6	33.686	74.3	3:02.294
4	56.657	90.0	1:31.049	91.1	32.864	75.3	3:00.570	8							

112 John Cleland (SKS)								Austin A30 Academy							
lap	Sect-1	Speed	Sect-2	Speed	Sect-3	Speed	Laptime Pit	lap	Sect-1	Speed	Sect-2	Speed	Sect-3	Speed	Laptime Pit
1		93.6	1:32.991		33.115	73.7	3:05.306	5	57.309	90.4	1:31.578		32.599	73.8	3:01.486
2	57.784	88.7	1:32.657		32.901	74.2	3:03.342	6	57.698	88.5	1:33.057		32.710	75.0	3:03.465
3	57.197	90.6	1:31.435		33.117	72.9	3:01.749	7	57.264	90.2	1:31.561		32.480	71.1	3:01.305
4	57.460	89.0	1:32.593		32.617	74.5	3:02.670	8							

114 Jonathan Lewis (RR)								Austin A35 Academy							
lap	Sect-1	Speed	Sect-2	Speed	Sect-3	Speed	Laptime Pit	lap	Sect-1	Speed	Sect-2	Speed	Sect-3	Speed	Laptime Pit
1		92.4	1:29.434		31.910	76.2	2:57.598	5	54.849	92.3	1:28.495		31.670	76.0	2:55.014
2	54.965	93.5	1:29.080		32.397	72.0	2:56.442	6	55.132	91.2	1:28.792		32.478	73.8	2:56.402
3	55.529	89.8	1:29.083		32.123	73.7	2:56.735	7	55.340	93.9	1:29.641		32.158	72.5	2:57.139
4	55.989	90.2	1:28.446		31.991	74.8	2:56.426	8							

116 James Wood (GG)								Austin A30 Academy							
lap	Sect-1	Speed	Sect-2	Speed	Sect-3	Speed	Laptime Pit	lap	Sect-1	Speed	Sect-2	Speed	Sect-3	Speed	Laptime Pit
1		90.7	1:33.150		33.355	74.0	3:07.593	5	56.795	89.4	1:31.908		33.151		3:01.854
2	56.195	91.8	1:32.318		33.173	73.5	3:01.686	6					32.934	72.5	3:03.316
3	56.867	89.0	1:31.784		33.469	73.2	3:02.120	7	57.453	89.4	1:32.757		33.106	72.9	3:03.316
4	56.557	89.5	1:31.485		33.138	73.2	3:01.180	8							

121 James Colburn (BL)								Austin A30 Academy							
lap	Sect-1	Speed	Sect-2	Speed	Sect-3	Speed	Laptime Pit	lap	Sect-1	Speed	Sect-2	Speed	Sect-3	Speed	Laptime Pit
1		88.7	1:29.559		31.958	74.8	2:56.642	5	55.728	90.9	1:28.519		31.898	75.6	2:56.145
2	55.556	89.7	1:29.399		32.343	72.3	2:57.298	6	54.936	91.7	1:28.339		31.805	74.2	2:55.080
3	56.410	92.1	1:28.763		31.977	75.6	2:57.150	7	55.584	93.1	1:29.032		32.189	73.8	2:56.805
4	55.668	91.6	1:28.740		32.226	74.5	2:56.634	8							



**Session Start: 13:20:25 - Finish: 13:40:57**  
**Weather/Track Conditions: Bright / Dry**  
**Circuit: Silverstone Historic Grand Prix**  
**Track Length: 5.857 Km - 3.6394 miles**

# Silverstone Classic - 28 - 30 Jul 2017

## Silverstone Classic Celebrity Challenge Trophy

### Race 17 - Sector Analysis

125 Stephen Potts (SKS)								Austin A35 Academy							
lap	Sect-1	Speed	Sect-2	Speed	Sect-3	Speed	Laptime Pit	lap	Sect-1	Speed	Sect-2	Speed	Sect-3	Speed	Laptime Pit
1		93.6	1:31.062	91.9	33.089	75.5	3:01.977	5	56.211	90.9	1:30.800	92.7	33.150	74.5	3:00.161
2	56.281	92.7	1:29.755	93.9	33.633	73.9	2:59.669	6	56.688	89.7	1:30.401	91.9	33.030	74.7	3:00.119
3	55.836	91.9	1:29.877	94.0	33.017	75.5	2:58.730	7	55.949	90.0	1:30.561	91.9	33.669	74.6	3:00.179
4	55.479	92.2	1:29.791	93.7	32.886	74.9	2:58.156	8							

126 David Jones (GG)								Austin A35 Academy							
lap	Sect-1	Speed	Sect-2	Speed	Sect-3	Speed	Laptime Pit	lap	Sect-1	Speed	Sect-2	Speed	Sect-3	Speed	Laptime Pit
1		90.2	1:34.002	93.7	33.987	71.9	3:09.422	5	59.842	84.7	1:33.807	92.4	34.370	71.9	3:08.019
2	59.074	90.9	1:33.141	94.0	35.137	68.5	3:07.352	6	58.033	90.9	1:32.997	92.1	34.745	69.3	3:05.775
3	58.467	90.2	1:32.596	91.6	34.992	70.6	3:06.055	7	58.574	89.5	1:33.991	90.4	35.297	69.5	3:07.862
4	58.896	87.2	1:33.953	91.4	35.207	70.0	3:08.056	8							

127 Kerry Michael (SCS)								Austin A35 Academy							
lap	Sect-1	Speed	Sect-2	Speed	Sect-3	Speed	Laptime Pit	lap	Sect-1	Speed	Sect-2	Speed	Sect-3	Speed	Laptime Pit
1		93.7	1:32.848		34.234	69.3	3:06.554	5	56.500	90.1	1:31.155		33.578	72.1	3:01.233
2	56.571	89.8	1:31.053		33.382	72.2	3:01.006	6	57.350	88.5	1:31.078		33.695	74.3	3:02.123
3	56.492	90.6	1:30.711		32.985	73.6	3:00.188	7	56.576	91.2	1:30.582		33.173	74.6	3:00.331
4	56.824	86.8	1:31.110		33.399	73.3	3:01.333	8							

128 Theo Paphitis (SCS)								Austin A35 Academy							
lap	Sect-1	Speed	Sect-2	Speed	Sect-3	Speed	Laptime Pit	lap	Sect-1	Speed	Sect-2	Speed	Sect-3	Speed	Laptime Pit
1		86.4	1:35.370		36.468	59.3	3:16.047	5	59.606	88.9	1:34.796		36.505	64.7	3:10.907
2	59.911	88.5	1:34.423		35.887	64.8	3:10.221	6	59.666	89.0	1:34.224		35.871	67.2	3:09.761
3	59.867	87.5	1:34.079		36.366	67.5	3:10.312	7	59.713	89.5	1:33.124		34.631	69.1	3:07.468
4	58.696	89.1	1:34.886		35.797	67.6	3:09.379	8							

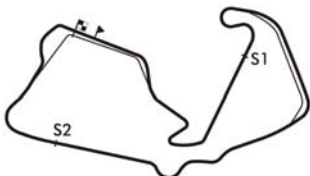
135 Bruce Chapman (SKS)								Austin A35 Academy							
lap	Sect-1	Speed	Sect-2	Speed	Sect-3	Speed	Laptime Pit	lap	Sect-1	Speed	Sect-2	Speed	Sect-3	Speed	Laptime Pit
1		91.4	1:33.359		34.952	74.7	3:08.954	4	Out	90.1	1:36.838		34.005	71.0	4:53.373 P
2	59.138	91.1	1:33.031		35.287	71.7	3:07.456	5	1:01.613	74.0	1:39.873		34.013	72.9	3:15.499
3	59.926	66.8	1:41.484		In		3:40.609 P	6	57.099	90.7	1:32.682		34.259	72.8	3:04.040

143 Jason Stanley (GG)								Austin A35 Academy							
lap	Sect-1	Speed	Sect-2	Speed	Sect-3	Speed	Laptime Pit	lap	Sect-1	Speed	Sect-2	Speed	Sect-3	Speed	Laptime Pit
1		92.7	1:29.781	94.9	32.617	75.2	2:59.553	5	56.425	94.3	1:29.963	95.6	32.344	74.8	2:58.732
2	55.990	93.2	1:30.274	95.2	32.337	74.9	2:58.601	6	55.457	93.9	1:29.757	94.3	32.642	74.0	2:57.856
3	55.695	93.3	1:29.497	93.3	32.591	73.9	2:57.783	7	55.429	91.4	1:30.581	95.1	32.618	75.0	2:58.628
4	55.988	94.1	1:29.734	94.4	32.298	74.0	2:58.020	8							

150 Julian Crossley (SCS)								Austin A30 Academy							
lap	Sect-1	Speed	Sect-2	Speed	Sect-3	Speed	Laptime Pit	lap	Sect-1	Speed	Sect-2	Speed	Sect-3	Speed	Laptime Pit
1		89.6	1:34.080	93.7	35.535	67.8	3:12.674	5	59.196	88.1	1:35.091	92.3	35.987	69.2	3:10.274
2	58.015	90.0	1:34.111	94.5	35.236	71.1	3:07.362	6	59.084	87.6	1:36.684	90.1	37.235	67.6	3:13.003
3	58.098	90.3	1:33.741	92.3	35.095	71.1	3:06.934	7	59.723	86.8	1:38.137	90.7	36.802	71.0	3:14.662
4	58.168	88.8	1:33.718	93.1	34.991	70.8	3:06.877	8							

151 Anthony Lucas (GG)								Austin A35 Academy							
lap	Sect-1	Speed	Sect-2	Speed	Sect-3	Speed	Laptime Pit	lap	Sect-1	Speed	Sect-2	Speed	Sect-3	Speed	Laptime Pit
1		91.7	1:35.749	96.4	35.687	63.9	3:13.110	5	1:00.139	86.3	1:32.367	93.9	33.971	73.2	3:06.477
2	57.678	93.1	1:32.381	95.5	34.941	72.2	3:05.000	6	57.354	92.8	1:32.697	93.9	34.976	71.4	3:05.027
3	58.465	91.7	1:32.011	95.6	35.251	68.6	3:05.727	7	57.344	93.6	1:32.125	95.5	34.670	71.9	3:04.139
4	58.103	94.4	1:33.702	93.5	35.375	71.3	3:07.180	8							

155 John Grant (GG)								Austin A35 Academy							
lap	Sect-1	Speed	Sect-2	Speed	Sect-3	Speed	Laptime Pit	lap	Sect-1	Speed	Sect-2	Speed	Sect-3	Speed	Laptime Pit
1		93.3	1:31.223	92.9	32.811	75.0	3:01.718	5	55.988	90.8	1:30.413	91.8	32.745	74.6	2:59.146
2	56.446	91.1	1:30.180	94.5	32.870	74.8	2:59.496	6	56.042	90.7	1:30.179	90.8	32.529	75.3	2:58.750
3	55.931	90.3	1:29.790	90.7	32.314	75.4	2:58.035	7	55.791	89.8	1:30.508	91.3	32.934	73.6	2:59.233
4	55.845	90.8	1:29.911	91.8	32.253	75.0	2:58.009	8							



**Session Start: 13:20:25 - Finish: 13:40:57**  
**Weather/Track Conditions: Bright / Dry**  
**Circuit: Silverstone Historic Grand Prix**  
**Track Length: 5.857 Km - 3.6394 miles**

# Silverstone Classic - 28 - 30 Jul 2017

## Silverstone Classic Celebrity Challenge Trophy

### Race 17 - Sector Analysis

172 James Gibbons (GG)							Austin A35 Academy										
lap	Sect-1	Speed	Sect-2	Speed	Sect-3	Speed	Laptime	Pit	lap	Sect-1	Speed	Sect-2	Speed	Sect-3	Speed	Laptime	Pit
1		89.0	1:33.292	94.1	35.327	72.7	3:11.157		5	58.582	89.5	1:33.235	92.2	34.926	70.7	3:06.743	
2	58.301	90.6	1:33.055	95.7	34.926	70.2	3:06.282		6	57.561	90.4	1:32.589	93.1	34.309	71.9	3:04.459	
3	58.770	89.7	1:32.407	92.7	35.661	69.5	3:06.838		7	57.724	90.2	1:33.557	91.6	34.927	70.1	3:06.208	
4	58.849	86.5	1:33.423	93.3	35.240	70.9	3:07.512		8								

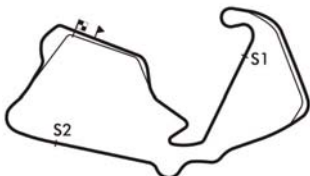
174 Tony Shirtcliffe (BL)							Austin A35 Academy										
lap	Sect-1	Speed	Sect-2	Speed	Sect-3	Speed	Laptime	Pit	lap	Sect-1	Speed	Sect-2	Speed	Sect-3	Speed	Laptime	Pit
1		90.4	1:29.639	96.6	32.640	74.6	2:58.662		5	56.673	95.1	1:29.683	96.1	32.466	73.3	2:58.822	
2	56.335	95.2	1:30.052	97.1	32.761	74.5	2:59.148		6	55.416	92.8	1:29.655	93.2	32.646	72.6	2:57.717	
3	55.160	94.8	1:29.152	92.4	33.031	72.8	2:57.343		7	56.279	95.2	1:29.766	97.0	32.810	74.0	2:58.855	
4	55.907	93.5	1:29.799	94.3	32.625	70.9	2:58.331		8								

177 Mike Jordan (RR)							Austin A30 Academy										
lap	Sect-1	Speed	Sect-2	Speed	Sect-3	Speed	Laptime	Pit	lap	Sect-1	Speed	Sect-2	Speed	Sect-3	Speed	Laptime	Pit
1		95.5	1:30.347	89.1	33.127	74.4	2:59.100		5	55.593	91.3	1:28.488	96.1	31.390	74.2	2:55.471	
2	54.777	91.9	1:28.534	95.2	31.964	75.1	2:55.275		6	54.292	95.2	1:28.584	95.1	32.424	73.7	2:55.300	
3	55.321	94.9	1:29.047	94.4	31.913	74.6	2:56.281		7	55.045	91.7	1:29.776	94.5	31.473	74.0	2:56.294	
4	55.300	90.7	1:29.282	94.7	32.562	77.1	2:57.144		8								

178 William Davidson (SKS)							Austin A35 Academy										
lap	Sect-1	Speed	Sect-2	Speed	Sect-3	Speed	Laptime	Pit	lap	Sect-1	Speed	Sect-2	Speed	Sect-3	Speed	Laptime	Pit
1		92.6	1:31.191		33.855	73.2	3:06.160		5	54.950	92.9	1:29.642	92.9	32.749	74.9	2:57.341	
2	56.855	88.5	1:31.671	93.1	33.601	74.7	3:02.127		6	55.104	92.3	1:29.131	92.7	32.664	75.1	2:56.899	
3	55.810	92.9	1:29.611	91.2	33.004	75.1	2:58.425		7	56.376	70.9	1:31.292	90.0	33.426	72.3	3:01.094	
4	55.566	91.2	1:29.753	92.2	33.136	74.8	2:58.455		8								

180 Mike Ross (RR)							Austin A35 Academy										
lap	Sect-1	Speed	Sect-2	Speed	Sect-3	Speed	Laptime	Pit	lap	Sect-1	Speed	Sect-2	Speed	Sect-3	Speed	Laptime	Pit
1		86.5	1:37.275		37.527	63.2	3:20.974		2	1:03.036	87.6	1:37.092		37.481	60.1	3:17.609	

192 Glenn Mason (SCS)							Austin A35 Academy										
lap	Sect-1	Speed	Sect-2	Speed	Sect-3	Speed	Laptime	Pit	lap	Sect-1	Speed	Sect-2	Speed	Sect-3	Speed	Laptime	Pit
1		91.1	1:34.012	94.4	34.815	70.5	3:10.095		5	57.257	90.7	1:32.805	92.8	33.610	71.3	3:03.672	
2	58.775	92.4	1:33.287	95.9	34.950	70.9	3:07.012		6	59.157	87.3	1:32.945	93.6	35.155	71.7	3:07.257	
3	58.617	92.1	1:32.164	94.7	35.585	71.6	3:06.366		7	57.700	90.4	1:32.452	92.1	33.524	72.7	3:03.676	
4	57.885	90.9	1:32.572	92.1	34.622	71.4	3:05.079		8								



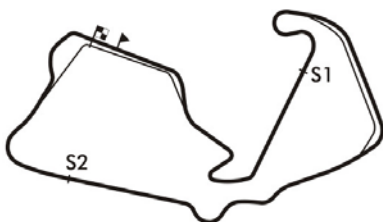
**Session Start: 13:20:25 - Finish: 13:40:57**  
**Weather/Track Conditions: Bright / Dry**  
**Circuit: Silverstone Historic Grand Prix**  
**Track Length: 5.857 Km - 3.6394 miles**

# Silverstone Classic - 28 - 30 Jul 2017

## Silverstone Classic Celebrity Challenge Trophy

### Race 17 - Best Sector Times

	SECTOR 1			SECTOR 2			SECTOR 3			IDEAL / BEST LAP COMPARISON					
	NO	TIME	LAP	NO	TIME	LAP	NO	TIME	LAP	NO	NAME	BEST	IN	IDEAL	DIFF
1	177	54.292	6	121	1:28.339	6	177	31.390	5	114	Jonathan Lewis	2:55.014	5	2:54.965	+0.049
2	114	54.849	5	114	1:28.446	4	114	31.670	5	121	James Colburn	2:55.080	6	2:55.080	+0.000
3	121	54.936	6	177	1:28.488	5	121	31.805	6	177	Mike Jordan	2:55.275	2	2:54.170	+1.105
4	178	54.950	5	178	1:29.131	6	105	31.974	5	178	William Davidson	2:56.899	6	2:56.745	+0.154
5	174	55.160	3	174	1:29.152	3	155	32.253	4	174	Tony Shirtcliffe	2:57.343	3	2:56.778	+0.565
6	143	55.429	7	143	1:29.497	3	143	32.298	4	143	Jason Stanley	2:57.783	3	2:57.224	+0.559
7	125	55.479	4	105	1:29.685	2	174	32.466	5	105	Ben Colburn	2:57.826	5	2:57.233	+0.593
8	105	55.574	4	125	1:29.755	2	112	32.480	7	155	John Grant	2:58.009	4	2:57.834	+0.175
9	155	55.791	7	155	1:29.790	3	178	32.664	6	125	Stephen Potts	2:58.156	4	2:58.120	+0.036
10	106	55.906	2	106	1:30.457	2	106	32.864	4	106	Nick Powell	2:59.240	2	2:59.227	+0.013
11	116	56.195	2	127	1:30.582	7	125	32.886	4	127	Kerry Michael	3:00.188	3	3:00.059	+0.129
12	127	56.492	3	112	1:31.435	3	116	32.934	6	116	James Wood	3:01.180	4	3:00.614	+0.566
13	135	57.099	6	116	1:31.485	4	127	32.985	3	112	John Cleland	3:01.305	7	3:01.112	+0.193
14	112	57.197	3	151	1:32.011	3	101	33.303	5	101	Alan Letts	3:02.685	5	3:02.685	+0.000
15	103	57.244	7	101	1:32.034	5	192	33.524	7	192	Glenn Mason	3:03.672	5	3:02.945	+0.727
16	192	57.257	5	192	1:32.164	3	151	33.971	5	135	Bruce Chapman	3:04.040	6	3:03.786	+0.254
17	151	57.344	7	103	1:32.266	7	126	33.987	1	103	Dave Bye	3:04.122	7	3:04.122	+0.000
18	101	57.348	5	172	1:32.407	3	135	34.005	4	151	Anthony Lucas	3:04.139	7	3:03.326	+0.813
19	172	57.561	6	126	1:32.596	3	172	34.309	6	172	James Gibbons	3:04.459	6	3:04.277	+0.182
20	150	58.015	2	135	1:32.682	6	103	34.612	7	126	David Jones	3:05.775	6	3:04.616	+1.159
21	126	58.033	6	128	1:33.124	7	128	34.631	7	150	Julian Crossley	3:06.877	4	3:06.724	+0.153
22	128	58.696	4	150	1:33.718	4	150	34.991	4	128	Theo Paphitis	3:07.468	7	3:06.451	+1.017
23	180	1:02.450	3	180	1:37.092	2	180	37.481	2	180	Mike Ross	3:17.609	2	3:17.023	+0.586
24	104			104			104			104	Neil Brown				+



**Session Start: 13:20:25 - Finish: 13:40:57**  
**Weather/Track Conditions: Bright / Dry**  
**Circuit: Silverstone Historic Grand Prix**  
**Track Length: 5.857 Km - 3.6394 miles**

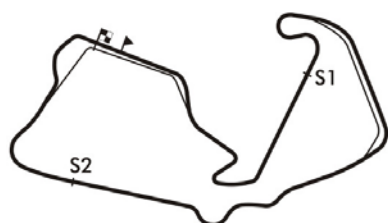


# Silverstone Classic - 28 - 30 Jul 2017

## Silverstone Classic Celebrity Challenge Trophy

### Race 17 - Best Sector Speeds

	NO	SECTOR 1	MPH	NO	SECTOR 2	MPH	NO	SECTOR 3	MPH
1	105	Ben Colburn	95.5	174	Tony Shirtcliffe	97.1	177	Mike Jordan	77.1
2	177	Mike Jordan	95.5	151	Anthony Lucas	96.4	114	Jonathan Lewis	76.2
3	174	Tony Shirtcliffe	95.2	101	Alan Letts	96.1	121	James Colburn	75.6
4	151	Anthony Lucas	94.4	177	Mike Jordan	96.1	125	Stephen Potts	75.5
5	143	Jason Stanley	94.3	192	Glenn Mason	95.9	106	Nick Powell	75.4
6	103	Dave Bye	94.0	172	James Gibbons	95.7	155	John Grant	75.4
7	114	Jonathan Lewis	93.9	143	Jason Stanley	95.6	143	Jason Stanley	75.2
8	127	Kerry Michael	93.7	105	Ben Colburn	94.5	178	William Davidson	75.1
9	112	John Cleland	93.6	150	Julian Crossley	94.5	101	Alan Letts	75.0
10	125	Stephen Potts	93.6	155	John Grant	94.5	112	John Cleland	75.0
11	155	John Grant	93.3	125	Stephen Potts	94.0	135	Bruce Chapman	74.7
12	101	Alan Letts	93.1	126	David Jones	94.0	127	Kerry Michael	74.6
13	121	James Colburn	93.1	106	Nick Powell	93.7	174	Tony Shirtcliffe	74.6
14	178	William Davidson	92.9	178	William Davidson	93.1	105	Ben Colburn	74.6
15	106	Nick Powell	92.4	103	Dave Bye	0.0	116	James Wood	74.0
16	192	Glenn Mason	92.4	104	Neil Brown	0.0	151	Anthony Lucas	73.2
17	116	James Wood	91.8	112	John Cleland	0.0	172	James Gibbons	72.7
18	135	Bruce Chapman	91.4	114	Jonathan Lewis	0.0	192	Glenn Mason	72.7
19	126	David Jones	90.9	116	James Wood	0.0	103	Dave Bye	72.6
20	172	James Gibbons	90.6	121	James Colburn	0.0	126	David Jones	71.9
21	150	Julian Crossley	90.3	127	Kerry Michael	0.0	150	Julian Crossley	71.1
22	128	Theo Paphitis	89.5	128	Theo Paphitis	0.0	128	Theo Paphitis	69.1
23	180	Mike Ross	89.0	135	Bruce Chapman	0.0	180	Mike Ross	63.2
24	104	Neil Brown	0.0	180	Mike Ross	0.0	104	Neil Brown	0.0



**Session Start: 13:20:25 - Finish: 13:40:57**  
**Weather/Track Conditions: Bright / Dry**  
**Circuit: Silverstone Historic Grand Prix**  
**Track Length: 5.857 Km - 3.6394 miles**

# Silverstone Classic - 28 - 30 Jul 2017

## Silverstone Classic Celebrity Challenge Trophy

### Race 17 - Lap Chart

Lap 1			Lap 2			Lap 3			Lap 4			Lap 5			Lap 6		
NO	Behind	Laptime	NO	Behind	Laptime	NO	Behind	Laptime	NO	Behind	Laptime	NO	Behind	Laptime	NO	Behind	Laptime
121		2:56.642	121		2:57.298	177		2:56.281	114		2:56.426	114		2:55.014	177		2:55.300
114	0.956	2:57.598	114	0.100	2:56.442	114	0.119	2:56.735	121	0.523	2:56.634	177	1.056	2:55.471	114	0.046	2:56.402
174	2.020	2:58.662	177	0.435	2:55.275	121	0.434	2:57.150	177	0.599	2:57.144	121	1.654	2:56.145	121	0.378	2:55.080
105	2.345	2:58.987	105	2.886	2:57.839	174	4.497	2:57.343	174	6.283	2:58.331	135	1 LAP	4:53.373	174	11.452	2:57.717
177	2.458	2:59.100	174	3.870	2:59.148	105	5.018	2:58.848	105	6.449	2:57.976	105	9.261	2:57.826	105	11.623	2:58.718
143	2.911	2:59.553	143	4.214	2:58.601	143	5.281	2:57.783	143	6.756	2:58.020	174	10.091	2:58.822	143	11.974	2:57.856
155	5.076	3:01.718	155	7.274	2:59.496	155	8.593	2:58.035	155	10.057	2:58.009	143	10.474	2:58.732	155	16.583	2:58.750
125	5.335	3:01.977	125	7.706	2:59.669	125	9.720	2:58.730	125	11.331	2:58.156	155	14.189	2:59.146	125	20.241	3:00.119
106	6.283	3:02.925	106	8.225	2:59.240	106	11.200	2:59.691	106	15.225	3:00.570	125	16.478	3:00.161	178	20.836	2:56.899
112	8.664	3:05.306	127	13.620	3:01.006	178	16.056	2:58.425	178	17.966	2:58.455	178	20.293	2:57.341	106	25.300	3:00.985
178	9.518	3:06.160	178	14.347	3:02.127	127	17.092	3:00.188	127	21.880	3:01.333	106	20.671	3:00.460	135	1 LAP	3:15.499
127	9.912	3:06.554	112	14.708	3:03.342	112	19.741	3:01.749	116	25.378	3:01.180	127	28.099	3:01.233	127	33.866	3:02.123
116	10.951	3:07.593	116	15.339	3:01.686	116	20.743	3:02.120	112	25.866	3:02.670	116	32.218	3:01.854	116	39.178	3:03.316
103	12.094	3:08.736	103	22.204	3:07.408	126	32.173	3:06.055	192	41.351	3:05.079	112	32.338	3:01.486	112	39.447	3:03.465
135	12.312	3:08.954	135	22.470	3:07.456	103	32.426	3:06.938	103	42.105	3:06.224	192	50.009	3:03.672	101	1:00.634	3:06.539
126	12.780	3:09.422	126	22.834	3:07.352	192	32.817	3:06.366	101	42.780	3:05.409	101	50.451	3:02.685	192	1:00.910	3:07.257
192	13.453	3:10.095	192	23.167	3:07.012	151	33.181	3:05.727	126	43.684	3:08.056	103	53.905	3:06.814	103	1:03.739	3:06.190
101	14.241	3:10.883	172	23.499	3:06.282	172	33.621	3:06.838	151	43.816	3:07.180	151	55.279	3:06.477	151	1:03.950	3:05.027
172	14.515	3:11.157	101	23.932	3:06.989	101	33.916	3:06.700	172	44.588	3:07.512	172	56.317	3:06.743	172	1:04.420	3:04.459
150	16.032	3:12.674	151	24.170	3:05.000	150	36.314	3:06.934	150	46.646	3:06.877	126	56.689	3:08.019	126	1:06.108	3:05.775
151	16.468	3:13.110	150	26.096	3:07.362	128	45.924	3:10.312	128	58.758	3:09.379	150	1:01.906	3:10.274	150	1:18.553	3:13.003
128	19.405	3:16.047	128	32.328	3:10.221	135	1:06.363	3:40.609				128	1:14.651	3:10.907	128	1:28.056	3:09.761
180	24.332	3:20.974	180	44.643	3:17.609												

**Session Start: 13:20:25 - Finish: 13:40:57**  
**Weather/Track Conditions: Bright / Dry**  
**Circuit: Silverstone Historic Grand Prix**  
**Track Length: 5.857 Km - 3.6394 miles**



# Silverstone Classic - 28 - 30 Jul 2017

## Silverstone Classic Celebrity Challenge Trophy

### Race 17 - Lap Chart

Lap 7		
NO	Behind	Laptime
177		2:56.294
121	0.889	2:56.805
114	0.891	2:57.139
105	13.359	2:58.030
174	14.013	2:58.855
143	14.308	2:58.628
155	19.522	2:59.233
125	24.126	3:00.179
178	25.636	3:01.094
106	31.300	3:02.294
135	1 LAP	3:04.040
127	37.903	3:00.331
112	44.458	3:01.305
116	46.200	3:03.316
192	1:08.292	3:03.676
101	1:08.735	3:04.395
103	1:11.567	3:04.122
151	1:11.795	3:04.139
172	1:14.334	3:06.208
126	1:17.676	3:07.862
150	1:36.921	3:14.662
128	1:39.230	3:07.468

**Session Start: 13:20:25 - Finish: 13:40:57**  
**Weather/Track Conditions: Bright / Dry**  
**Circuit: Silverstone Historic Grand Prix**  
**Track Length: 5.857 Km - 3.6394 miles**



## Silverstone Classic - 28 - 30 Jul 2017

### Jaguar Classic Challenge Race 18 - Classification

Sheet No:

POS	NO	DRIVER/S	CLASS	CLASS POS	CAR MAKE / MODEL	TIME	LAPS	GAP	DIFF	MPH	BEST	ON
1	94	Gary Pearson	E	1	Jaguar E-Type	33:26.186	13	-- 13 laps		84.90	2:26.490	3
2	21	Dodd G-Dodd J	E	2	Jaguar E-Type	33:27.341	13	1.155	1.155	84.85	2:26.441	10
3	145	Ben Short	E	3	Jaguar E-Type	33:39.778	13	13.592	12.437	84.33	2:27.062	5
4	86	John Pearson	E	4	Jaguar E-Type	33:41.677	13	15.491	1.899	84.25	2:27.666	6
5	52	Robert Oldershaw	E	5	Jaguar E-Type	34:06.870	13	40.684	25.193	83.21	2:29.175	2
6	155	Alistair Dyson	E	6	Jaguar E-Type	34:19.304	13	53.118	12.434	82.70	2:30.617	6
7	84	Read Gomm	E	7	Jaguar E-Type	34:48.139	13	1:21.953	28.835	81.56	2:32.813	5
8	90	Kirkaldy-Watson	F	1	Jaguar E-Type	34:55.882	13	1:29.696	7.743	81.26	2:33.100	5
9	95	De Silva H-De Silva T	E	8	Jaguar E-Type	35:08.958	13	1:42.772	13.076	80.76	2:32.315	5
10	73	Sugden-Wolfe	E	9	Jaguar E-Type	35:11.656	13	1:45.470	2.698	80.65	2:30.292	8
11	72	Jamie Boot	E	10	Jaguar E-Type	35:14.541	13	1:48.355	2.885	80.54	2:33.369	13
12	11	Wakeman-Hall	E	11	Jaguar E-Type	35:20.708	13	1:54.522	6.167	80.31	2:32.751	5
13	70	Les Ely	F	2	Jaguar E-Type	35:37.946	13	2:11.760	17.238	79.67	2:37.695	8
14	4	Tim Mogridge	F	3	Jaguar E-Type	35:38.320	13	2:12.134	0.374	79.65	2:36.275	2
15	22	Costas Michael	F	4	Jaguar E-Type	35:44.706	13	2:18.520	6.386	79.41	2:35.590	4
16	66	Milner-Greensall	D	1	Jaguar E-Type	35:51.407	13	2:25.221	6.701	79.16	2:34.414	13
17	63	Niklas Halusa	E	12	Jaguar E-Type	35:54.071	13	2:27.885	2.664	79.07	2:33.955	5
18	15	Paul Castaldini	E	13	Jaguar E-Type	36:01.615	13	2:35.429	7.544	78.79	2:36.624	4
19	46	Welch-Rivet Fusil	E	14	Jaguar E-Type	36:07.205	13	2:41.019	5.590	78.58	2:29.271	4
20	25	John Burton	D	2	Jaguar E-Type	33:28.144	12	-- 12 laps	12.844	78.29	2:37.129	11
21	60	Katarina Kyvalova	E	15	Jaguar E-Type	33:29.332	12	1.188	1.188	78.24	2:36.514	10
22	9	Eastick-Jones	C	1	Jaguar D-Type	33:39.488	12	11.344	10.156	77.85	2:37.190	10
23	27	Stefan Ziegler	E	16	Jaguar E-Type	33:42.600	12	14.456	3.112	77.73	2:37.853	6
24	55	Melling-Minshaw	D	3	Jaguar E-Type	33:43.241	12	15.097	0.641	77.70	2:34.701	10
25	38	Gray-Brewer	F	5	Jaguar E-Type	33:47.303	12	19.159	4.062	77.55	2:37.941	4
26	39	Russell-Jardine	F	6	Jaguar E-Type	34:01.744	12	33.600	14.441	77.00	2:39.574	10
27	36	Ian Simmonds	F	7	Jaguar E-Type	34:13.084	12	44.940	11.340	76.58	2:41.423	5
28	44	Timothy Mahapatra	F	8	Jaguar E-Type	34:36.553	12	1:08.409	23.469	75.71	2:41.804	11
29	33	Paul Kennelly	A	1	Jaguar XK150	35:10.464	12	1:42.320	33.911	74.49	2:46.719	5
30	68	Marc Gordon	A	2	Jaguar XK150	35:11.355	12	1:43.211	0.891	74.46	2:45.746	10
31	23	Roger Cope	B	1	Jaguar Mk1	35:23.156	12	1:55.012	11.801	74.05	2:46.325	4
32	58	Pearce-Lenthall	B	2	Jaguar Mk2	35:40.851	12	2:12.707	17.695	73.43	2:47.473	5
33	64	Paterson-Bell	F	9	Jaguar E-Type	35:43.478	12	2:15.334	2.627	73.35	2:45.638	7
34	77	Tim Whitworth	E	17	Jaguar E-Type	35:44.281	12	2:16.137	0.803	73.32	2:46.546	5
35	20	Michael O'Shea	D	4	Jaguar E-Type	33:42.493	11	-- 11 laps	49.330	71.25	2:50.831	3
36	49	Diane Osborne	B	3	Jaguar Mk1	33:57.588	11	15.095	15.095	70.72	2:52.774	3
37	150	Keith-Lucas Cl-Keith-Lucas Ch	A	3	Jaguar XK150	34:12.155	11	29.662	14.567	70.23	2:52.702	11
38	30	Woodbridge-Rowley	A	4	Jaguar XK120	35:57.971	11	2:15.478	1:45.816	66.78	2:55.815	9
----- NOT CLASSIFIED -----												
DNF	123	Love A-Love G	A		Jaguar XK150	28:14.761	9	-- 9 laps --		69.57	2:48.144	5
DNF	92	Thomas-Lockie	E		Jaguar E-Type	7:29.710	3	-- 3 laps --		87.40	2:27.396	2
DNF	14	Nuttall-Lyons	E		Jaguar E-Type	2:33.277	1	-- 1 laps --	4.026	85.48	2:33.277	1
EXC	89	Michael Wrigley	E		Jaguar E-Type							

#### ----- FASTEST LAP SUMMARY -----

NO	DRIVER/S	CLASS	CAR MAKE / MODEL	FASTEST LAP	ON	MPH
21	Dodd G-Dodd J	E	Jaguar E-Type	2:26.441	10	89.47
90	Kirkaldy-Watson	F	Jaguar E-Type	2:33.100	5	85.58
66	Milner-Greensall	D	Jaguar E-Type	2:34.414	13	84.85
9	Eastick-Jones	C	Jaguar D-Type	2:37.190	10	83.35
68	Marc Gordon	A	Jaguar XK150	2:45.746	10	79.05
23	Roger Cope	B	Jaguar Mk1	2:46.325	4	78.77

Car 89 - Excluded from result (No pit stop taken during pit stop window).

Car 82 - not running at time of red flag.

Car 73 - transponder working intermittently, please check position.

Car 16 - Withdrawn. Cars 10 & 67 - Non starters.

Session Start: 13:59:48 - Finish: 14:33:12

Weather/Track Conditions: Bright / Dry

Circuit: Silverstone Historic Grand Prix

Track Length: 5.857 Km - 3.6394 miles

These results are provisional until the conclusion of any judicial and technical matters.

Clerk of the Course:

Timekeeper:

Issued at:

# Silverstone Classic - 28 - 30 Jul 2017

## Jaguar Classic Challenge

### Race 18 - Sector Analysis

4 Tim Mogridge (F)								Jaguar E-Type							
lap	Sect-1	Speed	Sect-2	Speed	Sect-3	Speed	Laptime Pit	lap	Sect-1	Speed	Sect-2	Speed	Sect-3	Speed	Laptime Pit
1		106.7	1:19.725	124.5	29.892	87.6	2:43.156	8	49.417	119.4	1:18.346	126.4	29.997	84.2	2:37.760
2	48.305	112.6	1:18.392	125.9	29.578	87.2	2:36.275	9	49.000	115.3	1:18.450	125.2	In		2:39.962 P
3	47.965	117.5	1:18.344	125.4	30.359	86.4	2:36.668	10	Out	117.1	1:19.564	126.4	29.789	88.9	3:58.072 P
4	50.046	115.7	1:18.449	125.9	29.640	89.4	2:38.135	11	48.485	107.7	1:18.920	125.4	29.974	86.7	2:37.379
5	48.034	118.4	1:18.337	125.0	30.289	82.5	2:36.660	12	48.380	119.4	1:18.911	122.2	30.313	86.0	2:37.604
6	48.725	112.6	1:19.283	126.1	29.548	86.6	2:37.556	13	49.802	116.3	1:21.379	123.8	30.548	84.4	2:41.729
7	49.200	117.3	1:18.175	126.9	29.989	90.0	2:37.364	14							

9 Eastick-Jones (C)								Jaguar D-Type							
lap	Sect-1	Speed	Sect-2	Speed	Sect-3	Speed	Laptime Pit	lap	Sect-1	Speed	Sect-2	Speed	Sect-3	Speed	Laptime Pit
1		98.4	1:22.578	125.0	30.576	83.7	2:49.634	7	49.380	112.6	1:19.934	131.3	30.186	85.5	2:39.500
2	50.524	110.4	1:19.580	131.3	30.735	85.7	2:40.839	8	49.249	108.9	1:18.673	130.3	In		2:43.099 P
3	50.106	104.4	1:20.632	127.1	30.763	85.9	2:41.501	9	Out	119.0	1:24.127	131.3	29.764	87.4	4:14.003 P
4	49.064	106.4	1:19.825	131.6	30.227	85.7	2:39.116	10	49.156	117.3	1:17.436	133.2	30.598	84.7	2:37.190
5	49.400	108.9	1:19.777	127.8	30.573	84.0	2:39.750	11	49.441	118.4	1:18.362	122.5	30.382	86.9	2:38.185
6	49.606	112.6	1:18.848		30.563	86.3	2:39.017	12	49.021	115.3	1:18.875	130.6	29.758	84.3	2:37.654

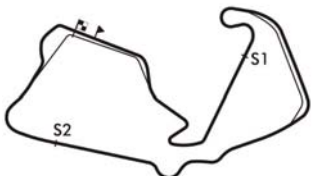
11 Wakeman-Hall (E)								Jaguar E-Type							
lap	Sect-1	Speed	Sect-2	Speed	Sect-3	Speed	Laptime Pit	lap	Sect-1	Speed	Sect-2	Speed	Sect-3	Speed	Laptime Pit
1		106.0	1:19.340		30.511	85.4	2:45.460	8	48.444	116.5	1:17.319		29.630	87.5	2:35.393
2	50.133	115.1	1:17.780	132.6	30.666	86.8	2:38.579	9	49.038	116.7	1:18.775		29.980	88.4	2:37.793
3	47.832	124.0	1:16.542		29.402	88.3	2:33.776	10	48.185	112.0	1:18.345		29.794	86.9	2:36.324
4	47.735	116.1	1:16.050		29.579	89.4	2:33.364	11	48.472	114.7	1:17.355	132.4	29.703	87.5	2:35.530
5	47.670	119.8	1:16.070		29.011	88.7	2:32.751	12	48.480	116.3	1:18.196		29.612	87.4	2:36.288
6	47.873	112.8	1:16.354	129.3	In		2:38.267 P	13	48.790	118.8	1:17.891	129.1	29.783	85.7	2:36.464
7	Out	122.9	1:18.576		29.830	86.9	4:00.719 P	14							

14 Nuttall-Lyons (E)								Jaguar E-Type							
lap	Sect-1	Speed	Sect-2	Speed	Sect-3	Speed	Laptime Pit	lap	Sect-1	Speed	Sect-2	Speed	Sect-3	Speed	Laptime Pit
1		113.6	1:16.691		28.335	92.4	2:33.277	2							

15 Paul Castaldini (E)								Jaguar E-Type							
lap	Sect-1	Speed	Sect-2	Speed	Sect-3	Speed	Laptime Pit	lap	Sect-1	Speed	Sect-2	Speed	Sect-3	Speed	Laptime Pit
1		110.9	1:22.773	124.0	31.674	82.8	2:53.102	8	Out	112.8	1:18.173	126.1	30.041	83.9	4:00.135 P
2	49.773	112.6	1:17.830	130.1	30.590	84.9	2:38.193	9	48.558	118.1	1:18.417	123.6	29.872	84.5	2:36.847
3	49.854	108.9	1:19.712	124.7	30.209	87.3	2:39.775	10	49.045	107.0	1:19.383	116.5	30.433	83.7	2:38.861
4	48.576	113.9	1:17.299	127.3	30.749	88.3	2:36.624	11	49.159	113.6	1:18.795	121.6	30.661	87.4	2:38.615
5	48.730	120.5	1:18.435	131.1	29.502	85.2	2:36.667	12	49.798	111.7	1:18.984	118.4	31.328	83.5	2:40.110
6	49.882	120.3	1:17.329	113.6	30.268	85.6	2:37.479	13	49.384	111.1	1:20.290	129.6	30.145	83.9	2:39.819
7	48.354	119.0	1:18.328	115.3	In		2:45.388 P	14							

20 Michael O'Shea (D)								Jaguar E-Type							
lap	Sect-1	Speed	Sect-2	Speed	Sect-3	Speed	Laptime Pit	lap	Sect-1	Speed	Sect-2	Speed	Sect-3	Speed	Laptime Pit
1		103.1	1:27.574		33.021	78.7	3:03.394	7	55.495	101.8	1:26.955		33.543	79.4	2:55.993
2	55.458	106.0	1:25.088		32.928	79.1	2:53.474	8	55.422	102.6	1:28.507		In		3:00.457 P
3	53.135	107.2	1:25.212		32.484	78.6	2:50.831	9	Out	102.6	1:26.891		32.714	79.1	4:28.480 P
4	53.626	105.2	1:25.430		32.698	78.4	2:51.754	10	54.647	104.2	1:27.519		32.866	80.0	2:55.032
5	54.107	105.7	1:27.123		32.328	76.9	2:53.558	11	54.520	106.4	1:26.968		33.456	74.6	2:54.944
6	55.150	105.0	1:26.496		32.930	80.7	2:54.576	12							

21 Dodd G-Dodd J (E)								Jaguar E-Type							
lap	Sect-1	Speed	Sect-2	Speed	Sect-3	Speed	Laptime Pit	lap	Sect-1	Speed	Sect-2	Speed	Sect-3	Speed	Laptime Pit
1		111.5	1:14.441	135.6	28.995	94.1	2:30.948	8	45.643	121.8	1:13.928		In		2:30.772 P
2	45.493	121.1	1:14.310	138.4	28.217	91.7	2:28.020	9	Out	118.6	1:14.058	138.1	27.999	90.4	3:49.385 P
3	45.500	122.2	1:15.375	137.0	28.250	93.2	2:29.125	10	45.304	126.6	1:13.530	138.4	27.607	89.7	2:26.441
4	45.332	126.6	1:14.180	137.0	28.356	88.4	2:27.868	11	45.448	121.8	1:13.419	138.4	27.775	87.7	2:26.642
5	45.951	129.8	1:14.041	136.1	28.406	92.4	2:28.398	12	45.191	127.6	1:13.827	138.9	28.529	92.9	2:27.547
6	45.808	128.6	1:13.776	138.4	28.216	90.2	2:27.800	13	45.001	129.3	1:12.854	139.8	28.606	90.9	2:26.461
7	45.494	124.3	1:14.319	139.2	28.121	91.3	2:27.934	14							



**Session Start: 13:59:48 - Finish: 14:33:12**  
**Weather/Track Conditions: Bright / Dry**  
**Circuit: Silverstone Historic Grand Prix**  
**Track Length: 5.857 Km - 3.6394 miles**

# Silverstone Classic - 28 - 30 Jul 2017

## Jaguar Classic Challenge

### Race 18 - Sector Analysis

22 Costas Michael (F)							Jaguar E-Type										
lap	Sect-1	Speed	Sect-2	Speed	Sect-3	Speed	Laptime	Pit	lap	Sect-1	Speed	Sect-2	Speed	Sect-3	Speed	Laptime	Pit
1		114.3	1:23.260		29.540	83.6	2:50.517		8	48.618	117.1	1:18.300		In		2:39.113	P
2	50.077	120.5	1:17.786		35.333	86.3	2:43.196		9	Out	113.4	1:17.959		29.566	84.9	3:58.154	P
3	49.023	115.3	1:18.811		30.959	83.3	2:38.793		10	49.131	118.4	1:18.101		29.434	87.2	2:36.666	
4	48.714	120.9	1:17.225		29.651	86.8	2:35.590		11	49.432	117.1	1:17.770		30.264	84.8	2:37.466	
5	48.755	125.0	1:20.149		30.022	79.9	2:38.926		12	48.414	113.9	1:17.709		29.999	85.2	2:36.122	
6	49.708	116.5	1:17.304		30.038	77.9	2:37.050		13	48.440	114.9	1:18.144		29.883	85.4	2:36.467	
7	49.051	116.7	1:17.521		30.074	84.0	2:36.646		14								

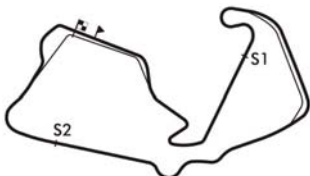
23 Roger Cope (B)							Jaguar Mk1										
lap	Sect-1	Speed	Sect-2	Speed	Sect-3	Speed	Laptime	Pit	lap	Sect-1	Speed	Sect-2	Speed	Sect-3	Speed	Laptime	Pit
1		108.2	1:23.852	116.9	31.090	81.4	2:55.672		7	Out	113.0	1:22.546	113.9	31.550	78.4	4:21.539	P
2	52.180	115.3	1:23.341	115.3	31.569	81.0	2:47.090		8	53.461	110.7	1:22.361	117.3	31.443	76.9	2:47.265	
3	52.114	114.7	1:23.070	117.5	31.229	79.8	2:46.413		9	52.167	110.2	1:22.936	114.1	31.427	76.9	2:46.530	
4	51.483	113.7	1:22.818	117.1	32.024	79.1	2:46.325		10	52.908	94.9	1:23.659	102.8	32.716	78.1	2:49.283	
5	51.958	115.3	1:23.017	115.9	32.539	77.1	2:47.514		11	53.886	97.5	1:25.787	100.9	32.223	78.3	2:51.896	
6	52.081	112.4	1:22.513	113.0	In		2:55.038	P	12	52.861	99.0	1:23.625	101.2	32.105	79.8	2:48.591	

25 John Burton (D)							Jaguar E-Type										
lap	Sect-1	Speed	Sect-2	Speed	Sect-3	Speed	Laptime	Pit	lap	Sect-1	Speed	Sect-2	Speed	Sect-3	Speed	Laptime	Pit
1		116.7	1:20.253	127.8	30.247	79.4	2:45.181		7	49.190	118.8	1:20.061		30.543	85.4	2:39.794	
2	49.713	120.5	1:18.586	127.1	30.958	85.3	2:39.257		8	49.828	113.0	1:19.237	127.1	30.419	83.0	2:39.484	
3	50.423	114.1	1:20.428	123.8	30.815	79.6	2:41.666		9	50.083	114.5	1:20.381	125.4	In		2:47.166	P
4	49.351	119.2	1:19.510	127.6	30.526	81.1	2:39.387		10	Out	117.5	1:18.856	125.4	30.605	83.8	3:59.404	P
5	50.441	119.6	1:19.542	128.3	30.271	84.5	2:40.254		11	49.050	118.4	1:18.117	128.3	29.962	84.2	2:37.129	
6	49.615	119.4	1:19.250	123.8	30.726	83.5	2:39.591		12	49.608	118.4	1:19.142	125.9	31.081	86.7	2:39.831	

27 Stefan Ziegler (E)							Jaguar E-Type										
lap	Sect-1	Speed	Sect-2	Speed	Sect-3	Speed	Laptime	Pit	lap	Sect-1	Speed	Sect-2	Speed	Sect-3	Speed	Laptime	Pit
1		113.0	1:23.749	124.7	29.856	83.7	2:51.190		7	48.675	112.6	1:19.624	129.6	30.201	87.5	2:38.500	
2	49.733	117.5	1:20.510	121.4	31.122	85.7	2:41.365		8	48.996	112.4	1:19.511	128.8	In		2:43.237	P
3	49.121	107.7	1:21.548	131.3	30.274	86.1	2:40.943		9	Out	109.7	1:20.364	122.5	31.526	84.3	4:06.892	P
4	51.616	114.7	1:19.477	122.5	30.668	83.0	2:41.761		10	49.978	116.7	1:20.645	123.6	30.750	85.4	2:41.373	
5	49.746	116.3	1:18.698	129.6	30.105	88.4	2:38.549		11	48.838	107.0	1:20.325	117.1	31.885	86.1	2:41.048	
6	48.963	119.8	1:18.242	127.6	30.648	87.6	2:37.853		12	48.784	107.4	1:19.864	125.4	31.241	82.8	2:39.889	

30 Woodbridge-Rowley (A)							Jaguar XK120										
lap	Sect-1	Speed	Sect-2	Speed	Sect-3	Speed	Laptime	Pit	lap	Sect-1	Speed	Sect-2	Speed	Sect-3	Speed	Laptime	Pit
1		88.1	1:33.037		35.236	74.0	3:17.280		7	Out	88.9	1:31.106		33.502	77.7	4:30.950	P
2	57.151	83.8	1:33.259		35.459	74.6	3:05.869		8	55.423	88.3	1:28.711		33.200	77.5	2:57.334	
3	57.621	84.5	1:34.239		36.741	74.3	3:08.601		9	55.770	96.4	1:27.085		32.960	78.0	2:55.815	
4	58.661	83.8	1:38.684		39.460	73.4	3:16.805		10	55.890	91.9	1:27.998		32.655	78.0	2:56.543	
5	1:02.060	69.8	1:40.121		45.026	68.6	3:27.207		11	54.915	92.1	1:29.162		33.729	75.4	2:57.806	
6	59.413	84.7	1:38.795		In		3:23.761	P	12								

33 Paul Kennelly (A)							Jaguar XK150										
lap	Sect-1	Speed	Sect-2	Speed	Sect-3	Speed	Laptime	Pit	lap	Sect-1	Speed	Sect-2	Speed	Sect-3	Speed	Laptime	Pit
1		98.8	1:24.854	116.3	32.518	78.4	2:58.930		7	52.370	111.1	1:24.323	117.9	In		2:50.430	P
2	52.141	108.4	1:24.326	116.1	33.293	77.9	2:49.760		8	Out	108.6	1:24.194	117.1	32.817	75.1	4:10.173	P
3	52.219	107.4	1:24.342	115.1	32.344	78.9	2:48.905		9	52.423	110.9	1:23.029	120.3	31.894	80.5	2:47.346	
4	51.733	111.5	1:24.187	115.7	32.160	77.2	2:48.080		10	51.685	110.9	1:23.756	119.2	31.737	79.0	2:47.178	
5	52.114	110.7	1:23.089	119.2	31.516	79.6	2:46.719		11	52.360	110.2	1:23.307	118.8	32.076	72.6	2:47.743	
6	51.591	110.9	1:23.596	118.8	31.722	79.8	2:46.909		12	52.076	111.5	1:24.764	119.4	31.451	79.0	2:48.291	



**Session Start: 13:59:48 - Finish: 14:33:12**  
**Weather/Track Conditions: Bright / Dry**  
**Circuit: Silverstone Historic Grand Prix**  
**Track Length: 5.857 Km - 3.6394 miles**

# Silverstone Classic - 28 - 30 Jul 2017

## Jaguar Classic Challenge

### Race 18 - Sector Analysis

36 Ian Simmonds (F)								Jaguar E-Type							
lap	Sect-1	Speed	Sect-2	Speed	Sect-3	Speed	Laptime Pit	lap	Sect-1	Speed	Sect-2	Speed	Sect-3	Speed	Laptime Pit
1		108.9	1:22.797	125.0	31.942	83.8	2:54.339	7	50.680	117.9	1:20.560	125.4	30.802	83.9	2:42.042
2	52.530	116.9	1:21.474	125.0	31.481	84.0	2:45.485	8	50.742	120.5	1:22.959	124.3	In		2:46.679 P
3	50.565	117.1	1:20.927	123.8	31.476	84.3	2:42.968	9	Out	113.7	1:20.178	124.3	31.049	84.3	4:06.620 P
4	50.678	119.8	1:20.545	123.8	30.777	84.5	2:42.000	10	50.811	114.5	1:21.715	121.6	31.292	84.4	2:43.818
5	50.053	119.0	1:20.503	122.5	30.867	84.4	2:41.423	11	50.869	117.3	1:20.354	126.6	31.667	83.7	2:42.890
6	50.297	118.8	1:20.351	124.3	30.905	84.1	2:41.553	12	50.887	113.6	1:21.454	126.1	30.926	84.3	2:43.267

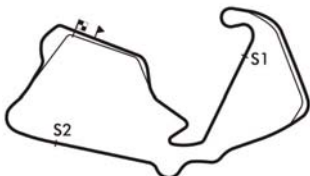
38 Gray-Brewer (F)								Jaguar E-Type							
lap	Sect-1	Speed	Sect-2	Speed	Sect-3	Speed	Laptime Pit	lap	Sect-1	Speed	Sect-2	Speed	Sect-3	Speed	Laptime Pit
1		111.8	1:22.289	129.3	29.784	80.6	2:49.206	7	49.279	120.3	1:19.977	122.7	In		2:45.547 P
2	49.792	122.2	1:19.625	126.9	30.989	83.0	2:40.406	8	Out	111.7	1:21.417	126.4	32.424	81.0	4:08.957 P
3	49.469	121.4	1:18.785	128.3	29.860	84.6	2:38.114	9	50.927	117.7	1:20.288	123.1	31.738	81.6	2:42.953
4	49.441	123.1	1:18.077	128.3	30.423	84.3	2:37.941	10	51.304	115.1	1:20.394	124.7	31.208	83.8	2:42.906
5	49.009	122.7	1:19.174	128.6	29.966	81.8	2:38.149	11	50.020	116.1	1:21.269	121.6	30.997	82.5	2:42.286
6	49.345	121.4	1:19.242	125.0	30.200	84.6	2:38.787	12	49.856	120.9	1:21.111	124.7	31.084	85.5	2:42.051

39 Russell-Jardine (F)								Jaguar E-Type							
lap	Sect-1	Speed	Sect-2	Speed	Sect-3	Speed	Laptime Pit	lap	Sect-1	Speed	Sect-2	Speed	Sect-3	Speed	Laptime Pit
1		102.1	1:22.980	115.9	30.709	82.8	2:50.016	7	49.879	112.2	1:20.276	117.3	31.208	81.7	2:41.363
2	50.991	110.4	1:20.137	118.1	30.685	86.0	2:41.813	8	51.136	112.0	1:21.609	116.5	30.701	77.2	2:43.446
3	49.559	107.5	1:22.175	116.3	30.204	85.4	2:41.938	9	49.709	113.9	1:20.715	110.9	31.685	80.1	2:42.109
4	50.145	113.4	1:19.861	116.5	30.710	80.3	2:40.716	10	50.370	113.0	1:19.694	116.5	29.510	84.4	2:39.574
5	50.726	112.4	1:20.260	115.9	In		2:46.322 P	11	49.654	113.7	1:20.615	115.9	30.797	78.9	2:41.066
6	Out	110.0	1:21.210	117.5	30.547	79.3	4:11.305 P	12	50.806	112.8	1:21.070	114.5	30.200	84.3	2:42.076

44 Timothy Mahapatra (F)								Jaguar E-Type							
lap	Sect-1	Speed	Sect-2	Speed	Sect-3	Speed	Laptime Pit	lap	Sect-1	Speed	Sect-2	Speed	Sect-3	Speed	Laptime Pit
1		96.0	1:23.635		31.661	82.0	2:54.761	7	50.257	106.0	1:20.553		31.897	83.8	2:42.707
2	52.306	102.8	1:22.441		32.859		2:47.606	8	50.876	106.2	1:22.137		In		2:51.183 P
3	52.203	111.7	1:23.690		31.884		2:47.777	9	Out	106.4	1:20.714		31.157	84.0	4:07.141 P
4	50.774	94.8	1:22.836		32.287		2:45.897	10	51.058	106.7	1:21.027		31.200		2:43.285
5	52.019	104.4	1:22.690		32.735		2:47.444	11	49.931	110.6	1:20.388		31.485	82.4	2:41.804
6	51.477	113.6	1:20.314		32.201		2:43.992	12	50.088	109.1	1:20.956		31.912	84.0	2:42.956

46 Welch-Rivet Fusil (E)								Jaguar E-Type							
lap	Sect-1	Speed	Sect-2	Speed	Sect-3	Speed	Laptime Pit	lap	Sect-1	Speed	Sect-2	Speed	Sect-3	Speed	Laptime Pit
1		113.0	1:15.606		28.449		2:34.470	8	Out	108.1	1:25.888		34.221	70.9	4:19.095 P
2	46.555	124.5	1:14.531		28.240	90.1	2:29.326	9	52.164	99.3	1:25.151		33.944	79.1	2:51.259
3	46.677	122.5	1:14.370		28.349	92.4	2:29.396	10	51.897	96.0	1:27.846		32.977	80.1	2:52.720
4	46.889	121.8	1:14.549		27.833	91.1	2:29.271	11	51.348	99.9	1:25.586		33.632	83.8	2:50.566
5	47.941	121.6	1:14.454		28.187	90.0	2:30.582	12	51.010	104.2	1:23.492		32.798	82.3	2:47.300
6	47.413	115.9	1:15.541		28.185	90.8	2:31.139	13	51.585	99.0	1:27.425		32.895	77.9	2:51.905
7	47.071	118.6	1:15.732		In		2:30.176 P	14							

49 Diane Osborne (B)								Jaguar Mk1							
lap	Sect-1	Speed	Sect-2	Speed	Sect-3	Speed	Laptime Pit	lap	Sect-1	Speed	Sect-2	Speed	Sect-3	Speed	Laptime Pit
1		104.4	1:27.070	112.8	33.649	78.5	3:05.217	7	54.861	94.5	1:28.386	111.7	In		3:04.574 P
2	54.085	104.7	1:25.642	113.6	33.337	80.8	2:53.064	8	Out	102.0	1:27.813	113.6	32.714	79.1	4:23.159 P
3	53.463	99.9	1:26.255	112.8	33.056	79.0	2:52.774	9	55.212	103.6	1:27.303	110.0	33.277	79.8	2:55.792
4	54.567	106.2	1:26.308	111.1	33.330	77.7	2:54.205	10	54.146	96.0	1:30.259	109.8	33.997	80.4	2:58.402
5	54.194	105.4	1:27.129	113.9	33.138	78.3	2:54.461	11	57.651	99.6	1:29.003	108.2	33.471	79.1	3:00.125
6	54.544	108.4	1:27.691	114.3	33.580	79.5	2:55.815	12							



**Session Start: 13:59:48 - Finish: 14:33:12**  
**Weather/Track Conditions: Bright / Dry**  
**Circuit: Silverstone Historic Grand Prix**  
**Track Length: 5.857 Km - 3.6394 miles**

# Silverstone Classic - 28 - 30 Jul 2017

## Jaguar Classic Challenge

### Race 18 - Sector Analysis

52 Robert Oldershaw (E)							Jaguar E-Type								
lap	Sect-1	Speed	Sect-2	Speed	Sect-3	Speed	Laptime Pit	lap	Sect-1	Speed	Sect-2	Speed	Sect-3	Speed	Laptime Pit
1		115.7	1:16.136	134.5	28.947	91.7	2:33.839	8	47.072	120.3	1:15.458	134.5	In		2:31.592 P
2	46.527	123.8	1:14.613	133.4	28.035	89.5	2:29.175	9	Out	114.9	1:16.717	133.7	30.667	82.5	3:55.519 P
3	46.336	127.3	1:14.990	132.9	28.215	89.7	2:29.541	10	46.987	119.8	1:15.699	134.8	28.573	88.7	2:31.259
4	46.368	122.9	1:15.085	132.9	28.154	90.6	2:29.607	11	46.608	122.0	1:14.813	133.9	28.740	83.7	2:30.161
5	46.969	123.8	1:15.056	133.7	28.233	86.8	2:30.258	12	46.622	123.6	1:15.266	133.4	28.466	88.8	2:30.354
6	46.413	116.3	1:15.311	134.2	28.340	90.9	2:30.064	13	47.809	119.4	1:18.433	133.2	28.964	89.6	2:35.206
7	46.270	125.2	1:15.097	134.2	28.928	89.8	2:30.295	14							

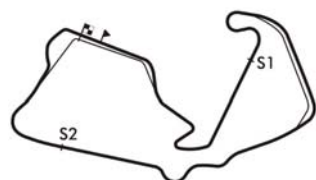
55 Melling-Minshaw (D)							Jaguar E-Type								
lap	Sect-1	Speed	Sect-2	Speed	Sect-3	Speed	Laptime Pit	lap	Sect-1	Speed	Sect-2	Speed	Sect-3	Speed	Laptime Pit
1		104.4	1:25.343	116.9	31.865	80.6	2:52.876	7	47.897	122.0	1:16.631	127.8	37.678	58.5	2:42.206
2	52.678	106.0	1:23.602	117.9	32.399	81.1	2:48.679	8	49.711	122.0	1:17.842	126.6	29.259	86.6	2:36.812
3	52.493	107.0	1:23.162	119.0	31.308	83.0	2:46.963	9	47.895	122.7	1:16.837	129.1	30.002	85.5	2:34.734
4	51.252	110.2	1:22.778	115.7	32.556	80.4	2:46.586	10	48.683	122.9	1:17.145	128.3	28.873	85.5	2:34.701
5	51.881	109.1	1:22.733	116.5	In		2:49.829 P	11	47.819	123.4	1:18.135	127.3	28.937	87.8	2:34.891
6	Out	117.7	1:18.377	127.1	29.318	86.3	3:59.798 P	12	47.921	121.4	1:18.359	128.3	28.886	85.6	2:35.166

58 Pearce-Lenthall (B)							Jaguar Mk2								
lap	Sect-1	Speed	Sect-2	Speed	Sect-3	Speed	Laptime Pit	lap	Sect-1	Speed	Sect-2	Speed	Sect-3	Speed	Laptime Pit
1		102.8	1:25.169		32.787	80.0	3:00.931	7	52.874	116.3	1:23.321		In		2:52.987 P
2	51.986	112.6	1:24.037		33.105	79.1	2:49.128	8	Out	111.8	1:25.288		32.601	81.9	4:22.276 P
3	52.176	101.5	1:25.102		32.579	79.5	2:49.857	9	52.371	113.2	1:24.364		32.016	81.5	2:48.751
4	51.508	110.6	1:23.808		32.200	81.7	2:47.516	10	52.640	114.3	1:24.177		32.886	77.5	2:49.703
5	51.298	115.1	1:23.228		32.947	76.3	2:47.473	11	52.611	102.1	1:24.172		31.845	82.8	2:48.628
6	53.746	112.4	1:22.863		33.188	73.9	2:49.797	12	51.960	111.3	1:29.551		32.293	80.0	2:53.804

60 Katarina Kyvalova (E)							Jaguar E-Type								
lap	Sect-1	Speed	Sect-2	Speed	Sect-3	Speed	Laptime Pit	lap	Sect-1	Speed	Sect-2	Speed	Sect-3	Speed	Laptime Pit
1		102.3	1:23.095		32.137	77.5	2:53.936	7	48.655	124.5	1:18.746		In		2:39.450 P
2	51.579	118.8	1:19.241		30.760	85.3	2:41.580	8	Out	115.5	1:19.783		32.462	77.3	4:06.996 P
3	49.428	114.7	1:19.838		30.287	84.1	2:39.553	9	50.070	117.1	1:17.736		29.810	86.0	2:37.616
4	49.566	120.1	1:18.917		30.741	81.8	2:39.224	10	48.577	120.9	1:17.534		30.403	86.4	2:36.514
5	49.798	120.7	1:19.032		30.077	84.5	2:38.907	11	48.880	119.4	1:18.946		29.664	87.3	2:37.490
6	48.688	116.5	1:18.240		30.982	85.9	2:37.910	12	49.462	118.1	1:18.605		32.089	81.0	2:40.156

63 Niklas Halusa (E)							Jaguar E Type								
lap	Sect-1	Speed	Sect-2	Speed	Sect-3	Speed	Laptime Pit	lap	Sect-1	Speed	Sect-2	Speed	Sect-3	Speed	Laptime Pit
1		116.3	1:19.121		29.706	87.2	2:42.189	8	49.075	119.6	1:17.638		In		2:43.202 P
2	49.032	116.3	1:18.124		29.137	88.2	2:36.293	9	Out	120.7	1:18.778		29.357	88.4	4:23.721 P
3	48.283	122.2	1:17.783		29.092	86.3	2:35.158	10	49.239	119.0	1:16.963		29.039	89.2	2:35.241
4	48.372	124.3	1:17.064		29.158	89.4	2:34.594	11	48.015	116.1	1:18.791		28.925	88.0	2:35.731
5	47.750	124.3	1:17.072		29.133	87.6	2:33.955	12	48.522	122.2	1:18.921	132.6	29.156	86.4	2:36.599
6	48.119	113.2	1:17.595		28.780	88.2	2:34.494	13	47.916	116.1	1:17.321		29.183	86.9	2:34.420
7	1:01.832	123.4	1:17.349		29.293	88.9	2:48.474	14							

64 Paterson-Bell (F)							Jaguar E-Type								
lap	Sect-1	Speed	Sect-2	Speed	Sect-3	Speed	Laptime Pit	lap	Sect-1	Speed	Sect-2	Speed	Sect-3	Speed	Laptime Pit
1		100.3	1:25.713	118.8	32.921	75.9	3:04.669	7	52.053	114.7	1:22.360	118.4	31.225	77.0	2:45.638
2	53.737	106.9	1:23.806	118.8	31.844	76.1	2:49.387	8	52.404	112.8	1:22.613	116.7	In		2:52.498 P
3	52.450	108.6	1:23.532	118.4	31.238	77.4	2:47.220	9	Out	95.7	1:25.841	116.7	32.765	76.3	4:23.389 P
4	52.044	113.7	1:22.955	111.1	31.541	80.8	2:46.540	10	53.043	102.6	1:25.100	115.3	33.076	79.2	2:51.219
5	51.622	113.7	1:23.509	119.4	32.333	75.1	2:47.464	11	54.557	105.4	1:26.488	105.2	33.540	74.9	2:54.585
6	54.256	112.8	1:23.417	116.3	32.083	72.0	2:49.756	12	54.512	106.9	1:24.146	115.9	32.455	81.3	2:51.113



**Session Start: 13:59:48 - Finish: 14:33:12**  
**Weather/Track Conditions: Bright / Dry**  
**Circuit: Silverstone Historic Grand Prix**  
**Track Length: 5.857 Km - 3.6394 miles**

# Silverstone Classic - 28 - 30 Jul 2017

## Jaguar Classic Challenge

### Race 18 - Sector Analysis

66 Milner-Greensall (D)								Jaguar E-Type							
lap	Sect-1	Speed	Sect-2	Speed	Sect-3	Speed	Laptime Pit	lap	Sect-1	Speed	Sect-2	Speed	Sect-3	Speed	Laptime Pit
1		111.7	1:21.199	129.3	30.402	81.1	2:44.736	8	Out	109.1	1:17.195	129.1	30.854	78.7	4:01.217 P
2	49.510	119.8	1:18.733	127.8	30.843	83.6	2:39.086	9	48.180	119.6	1:17.147	125.9	29.551	85.6	2:34.878
3	51.321	110.6	1:20.733	127.3	31.203	77.4	2:43.257	10	48.537	116.1	1:16.857	129.3	29.025	85.7	2:34.419
4	49.794	120.3	1:20.132	127.6	30.182	82.7	2:40.108	11	47.459	116.7	1:18.309	127.8	30.190	84.3	2:35.958
5	48.994	121.6	1:19.895	129.1	30.329	81.5	2:39.218	12	48.379	114.9	1:17.211	127.1	29.357	87.0	2:34.947
6	50.671	115.9	1:19.132	128.1	30.346	83.6	2:40.149	13	47.970	120.3	1:17.306	127.1	29.138	86.5	2:34.414
7	48.261	122.2	1:28.842	127.1	In		2:49.020 P	14							

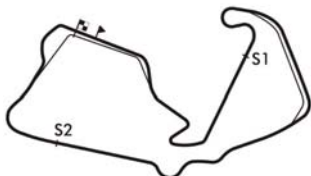
68 Marc Gordon (A)								Jaguar XK150							
lap	Sect-1	Speed	Sect-2	Speed	Sect-3	Speed	Laptime Pit	lap	Sect-1	Speed	Sect-2	Speed	Sect-3	Speed	Laptime Pit
1		101.2	1:25.921	110.6	32.092	77.0	2:59.284	7	52.743	106.7	1:24.209	118.6	31.653	80.2	2:48.605
2	52.419	102.6	1:24.351	116.9	32.959	77.2	2:49.729	8	52.992	99.6	1:25.377	115.9	31.345	79.0	2:49.714
3	52.890	100.3	1:24.914	115.5	31.345	81.0	2:49.149	9	51.894	107.0	1:23.252	119.4	31.270	79.7	2:46.416
4	52.078	104.0	1:24.203	117.5	31.534	79.0	2:47.815	10	51.715	105.5	1:22.779	118.6	31.252	81.5	2:45.746
5	52.342	108.1	1:23.390	118.8	In		2:49.349 P	11	52.114	105.7	1:23.371	117.9	31.849	80.5	2:47.334
6	Out	98.7	1:24.541	118.6	31.075	82.2	4:09.438 P	12	52.014	113.7	1:25.620	118.8	31.142	80.3	2:48.776

70 Les Ely (F)								Jaguar E-Type							
lap	Sect-1	Speed	Sect-2	Speed	Sect-3	Speed	Laptime Pit	lap	Sect-1	Speed	Sect-2	Speed	Sect-3	Speed	Laptime Pit
1					29.754		2:46.834	8					30.073		2:37.695
2					29.890		2:37.966	9	50.892	116.9	1:19.264		31.154		2:41.310
3					31.176		2:41.694	10					30.230	85.5	2:37.873
4					30.442		2:37.891	11	49.675	116.1	1:17.835		In		2:39.613 P
5					30.352		2:38.839	12	Out	116.3	1:19.448		31.010		3:33.960 P
6	49.742	113.9	1:19.292		30.940		2:39.974	13					34.537		2:44.717
7	49.469	115.1	1:19.189		30.922		2:39.580	14							

72 Jamie Boot (E)								Jaguar E-Type							
lap	Sect-1	Speed	Sect-2	Speed	Sect-3	Speed	Laptime Pit	lap	Sect-1	Speed	Sect-2	Speed	Sect-3	Speed	Laptime Pit
1		109.5	1:19.042		30.535	85.9	2:45.880	8	47.686	122.5	1:17.537		29.463	86.3	2:34.686
2	50.779	116.7	1:18.872		29.495	87.6	2:39.146	9	47.965	121.4	1:16.574		29.076	82.6	2:33.615
3	49.928	112.6	1:16.893		29.219	88.9	2:36.040	10	47.726	116.1	1:17.155		In		2:38.057 P
4	47.900	119.6	1:17.715		29.517	86.0	2:35.132	11	Out	117.9	1:16.862		28.901	84.9	3:56.472 P
5	48.017	118.6	1:17.541		29.692	85.4	2:35.250	12	48.335	114.3	1:18.117		29.311	86.7	2:35.763
6	48.300	108.9	1:17.925		29.057	85.5	2:35.282	13	47.519	113.7	1:16.883		28.967	87.7	2:33.369
7	48.277	120.3	1:17.860		29.712	81.9	2:35.849	14							

73 Sugden-Wolfe (E)								Jaguar E-Type							
lap	Sect-1	Speed	Sect-2	Speed	Sect-3	Speed	Laptime Pit	lap	Sect-1	Speed	Sect-2	Speed	Sect-3	Speed	Laptime Pit
1		114.9	1:16.164		28.921		2:34.867	8					28.279		2:30.292
2					28.330		2:31.249	9			In		In		2:35.375 P
3					28.584		2:31.166	10	Out		In		31.882		4:15.461 P
4	47.635	122.7	1:15.343		28.577		2:31.555	11					43.036		2:54.901
5					29.325		2:31.899	12					30.209		2:30.324
6					29.240		2:33.206	13					30.639		2:39.870
7					28.454		2:31.491	14							

77 Tim Whitworth (E)								Jaguar E-Type							
lap	Sect-1	Speed	Sect-2	Speed	Sect-3	Speed	Laptime Pit	lap	Sect-1	Speed	Sect-2	Speed	Sect-3	Speed	Laptime Pit
1		103.4	1:26.455	112.2	33.398	77.6	3:03.987	7	53.239	111.3	1:24.694	113.4	31.898	78.8	2:49.831
2	52.882	110.0	1:23.332	115.3	32.171	80.5	2:48.385	8	53.975	107.2	1:25.989	115.3	31.619	77.9	2:51.583
3	52.014	109.1	1:24.137		32.164	81.8	2:48.315	9	52.043	101.5	1:26.305	116.7	31.625	79.1	2:49.973
4	52.557	110.4	1:24.020	113.9	32.012	79.6	2:48.589	10	51.671	110.2	1:23.932	115.5	In		2:50.173 P
5	51.659	111.3	1:23.018	116.7	31.869	74.7	2:46.546	11	Out	109.7	1:24.680	103.9	34.145	74.2	4:12.230 P
6	1:08.320	106.4	1:23.156	110.0	32.075	78.2	3:03.551	12	54.430	109.1	1:24.641	112.6	32.047	78.7	2:51.118



**Session Start: 13:59:48 - Finish: 14:33:12**  
**Weather/Track Conditions: Bright / Dry**  
**Circuit: Silverstone Historic Grand Prix**  
**Track Length: 5.857 Km - 3.6394 miles**

# Silverstone Classic - 28 - 30 Jul 2017

## Jaguar Classic Challenge

### Race 18 - Sector Analysis

82 Bob Binfield (D)							Jaguar E-Type										
lap	Sect-1	Speed	Sect-2	Speed	Sect-3	Speed	Laptime	Pit	lap	Sect-1	Speed	Sect-2	Speed	Sect-3	Speed	Laptime	Pit
1		100.5	1:23.987		31.265	85.8	2:55.293		7	49.947	112.2	1:21.085		30.412	86.9	2:41.444	
2	51.960	104.7	1:22.973		31.644	84.7	2:46.577		8	49.809	117.1	1:21.296		31.280	81.3	2:42.385	
3	50.799	118.1	1:21.841		30.681	86.0	2:43.321		9	50.705	110.4	1:21.137		In		2:46.089	P
4	50.034	111.8	1:21.288		30.595	86.0	2:41.917		10	Out	108.1	1:21.207		31.010	79.3	4:02.512	P
5	50.116	114.3	1:21.025		30.618	84.3	2:41.759		11	50.518	112.2	1:21.568		30.538	86.0	2:42.624	
6	49.933	108.4	1:20.523		30.497	85.2	2:40.953		12	50.057	112.4	1:21.230		30.504	85.6	2:41.791	

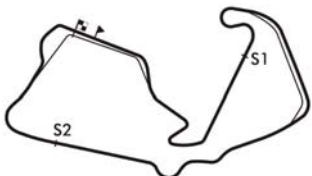
84 Read Gomm (E)							Jaguar E-Type										
lap	Sect-1	Speed	Sect-2	Speed	Sect-3	Speed	Laptime	Pit	lap	Sect-1	Speed	Sect-2	Speed	Sect-3	Speed	Laptime	Pit
1		116.7	1:18.036	133.7	29.050	89.0	2:38.772		8	47.283	124.7	1:16.584	132.1	30.840	87.6	2:34.707	
2	46.873	121.1	1:17.761	134.5	29.267	85.3	2:33.901		9	48.883	124.0	1:17.135	136.4	29.106	88.1	2:35.124	
3	47.424	123.4	1:16.849	133.7	29.207	89.1	2:33.480		10	46.970	125.2	1:16.758	135.6	In		2:33.694	P
4	47.611	123.8	1:16.608	134.5	29.011	88.7	2:33.230		11	Out	121.6	1:16.456	135.3	28.890	86.7	3:55.074	P
5	47.580	125.9	1:16.188	135.0	29.045	89.1	2:32.813		12	48.527	121.4	1:17.443	132.9	29.750	87.4	2:35.720	
6	47.517	126.4	1:16.368	134.2	29.200	89.4	2:33.085		13	47.325	127.6	1:17.305	133.4	29.764	86.1	2:34.394	
7	47.476	124.5	1:17.360	133.7	29.309	86.7	2:34.145		14								

86 John Pearson (E)							Jaguar E-Type										
lap	Sect-1	Speed	Sect-2	Speed	Sect-3	Speed	Laptime	Pit	lap	Sect-1	Speed	Sect-2	Speed	Sect-3	Speed	Laptime	Pit
1		122.9	1:15.082		28.668	90.6	2:31.746		8	46.814	125.4	1:16.279	137.0	28.105	91.8	2:31.198	
2	46.098	124.0	1:14.198	138.1	28.090	91.7	2:28.386		9	46.230	124.0	1:14.666		In		2:30.067	P
3	45.976	130.6	1:14.192		28.307	90.8	2:28.475		10	Out	122.0	1:14.166		27.505	89.5	3:50.047	P
4	47.144	125.9	1:13.985	136.1	27.813	89.0	2:28.942		11	45.983	127.1	1:14.471	138.1	28.015	89.4	2:28.469	
5	46.068	129.3	1:14.175	136.4	28.514	91.2	2:28.757		12	45.862	128.1	1:16.474		28.028	91.3	2:30.364	
6	45.883	128.1	1:13.858	137.8	27.925	90.6	2:27.666		13	45.912	123.1	1:14.727		29.060	87.2	2:29.699	
7	45.857	131.1	1:14.017		27.987	90.8	2:27.861		14								

89 Michael Wrigley (E)							Jaguar E-Type										
lap	Sect-1	Speed	Sect-2	Speed	Sect-3	Speed	Laptime	Pit	lap	Sect-1	Speed	Sect-2	Speed	Sect-3	Speed	Laptime	Pit
1		116.5	1:18.233		29.248	83.9	2:39.193		8	47.690	125.4	1:16.410		29.872	86.6	2:33.972	
2	47.835	125.2	1:17.186		29.194	86.8	2:34.215		9	47.980	121.4	1:16.223		28.479	88.8	2:32.682	
3	48.283	125.2	1:17.030		28.718	87.7	2:34.031		10	47.191	112.4	1:17.497		29.445	84.7	2:34.133	
4	47.649	120.9	1:16.632		28.754	85.9	2:33.035		11	50.842	117.1	1:19.558		28.877	89.4	2:39.277	
5	47.734	120.3	1:16.565		28.917	88.9	2:33.216		12	47.493	118.4	1:17.460		29.106	88.1	2:34.059	
6	47.730	117.1	1:15.917		28.472	90.6	2:32.119		13	47.613	120.9	1:17.359		30.021	85.6	2:34.993	
7	48.311	121.8	1:16.758		28.839	88.5	2:33.908		14								

90 Kirkaldy-Watson (F)							Jaguar E-Type										
lap	Sect-1	Speed	Sect-2	Speed	Sect-3	Speed	Laptime	Pit	lap	Sect-1	Speed	Sect-2	Speed	Sect-3	Speed	Laptime	Pit
1		114.5	1:16.870	131.6	28.861	88.1	2:37.404		8	47.857	119.2	1:16.920	130.6	In		2:38.113	P
2	47.790	112.6	1:18.812		29.211	86.1	2:35.813		9	Out	117.9	1:16.925	129.3	29.039	88.1	3:57.759	P
3	47.857	117.7	1:16.868	129.3	28.964	87.4	2:33.689		10	47.749	118.8	1:17.335	131.1	29.143	86.6	2:34.227	
4	47.633	119.8	1:16.880	130.1	28.799	87.5	2:33.312		11	48.463	110.7	1:17.384	129.6	29.033	87.6	2:34.880	
5	47.500	120.1	1:16.702	130.1	28.898	87.7	2:33.100		12	48.237	115.3	1:17.241	129.3	30.383	81.1	2:35.861	
6	47.380	118.6	1:16.525	129.3	29.395	87.3	2:33.300		13	47.862	118.1	1:17.270	129.3	28.987	87.5	2:34.119	
7	47.657	118.1	1:17.351	128.6	29.297	87.3	2:34.305		14								

92 Thomas-Lockie (E)							Jaguar E-Type										
lap	Sect-1	Speed	Sect-2	Speed	Sect-3	Speed	Laptime	Pit	lap	Sect-1	Speed	Sect-2	Speed	Sect-3	Speed	Laptime	Pit
1		124.3	1:13.889	137.2	28.201	93.2	2:29.251		3	45.271	128.6	1:19.277	137.5	28.515	94.8	2:33.063	
2	45.521	118.1	1:13.791		28.084	91.8	2:27.396		4								



**Session Start: 13:59:48 - Finish: 14:33:12**  
**Weather/Track Conditions: Bright / Dry**  
**Circuit: Silverstone Historic Grand Prix**  
**Track Length: 5.857 Km - 3.6394 miles**



# Silverstone Classic - 28 - 30 Jul 2017

## Jaguar Classic Challenge

### Race 18 - Sector Analysis

94 Gary Pearson (E)								Jaguar E-Type							
lap	Sect-1	Speed	Sect-2	Speed	Sect-3	Speed	Laptime Pit	lap	Sect-1	Speed	Sect-2	Speed	Sect-3	Speed	Laptime Pit
1		122.0	1:15.296	137.8	28.068	91.9	2:30.112	8	46.616	123.6	1:13.974	139.5	27.877	91.8	2:28.467
2	46.055	121.8	1:13.441	139.8	27.666	91.8	2:27.162	9	46.543	128.8	1:13.661	138.9	28.206	91.3	2:28.410
3	45.668	126.6	1:13.038	137.5	27.784	93.5	2:26.490	10	45.960	126.9	1:13.729	137.2	28.204	89.1	2:27.893
4	45.712	125.9	1:13.495	137.5	27.987	91.8	2:27.194	11	46.283	128.8	1:13.783	138.9	In		2:26.443 P
5	46.186	125.2	1:15.918	137.2	27.893	92.1	2:29.997	12	Out	126.1	1:13.890	138.7	28.066	93.6	3:52.475 P
6	45.793	125.0	1:13.532	139.2	27.646	92.2	2:26.971	13	45.602	129.1	1:13.472	139.2	28.177	92.4	2:27.251
7	45.909	124.0	1:13.500	140.1	27.912	92.4	2:27.321	14							

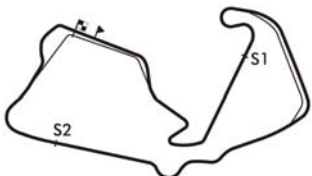
95 De Silva H-De Silva T (E)								Jaguar E-Type							
lap	Sect-1	Speed	Sect-2	Speed	Sect-3	Speed	Laptime Pit	lap	Sect-1	Speed	Sect-2	Speed	Sect-3	Speed	Laptime Pit
1		110.4	1:19.118		30.460	86.7	2:45.643	8	48.370	122.9	1:15.808		28.356	88.8	2:32.534
2	50.213	112.2	1:17.772		29.108	90.2	2:37.093	9	47.405	124.0	1:16.802		In		2:36.848 P
3	47.204	124.7	1:17.067		29.385	86.7	2:33.656	10	Out	110.2	1:17.832		28.415	89.6	4:09.885 P
4	48.518	118.1	1:16.565		30.431	86.7	2:35.514	11	47.028	120.9	1:16.666		28.713	86.7	2:32.407
5	47.375	117.5	1:16.073		28.867	88.8	2:32.315	12	49.257	117.1	1:16.343		28.375	88.3	2:33.975
6	47.937	111.7	1:16.425		28.716	86.3	2:33.078	13	47.489	122.7	1:16.799		29.234	85.8	2:33.522
7	48.240	118.6	1:15.769		28.479	88.4	2:32.488	14							

123 Love A-Love G (A)								Jaguar XK150							
lap	Sect-1	Speed	Sect-2	Speed	Sect-3	Speed	Laptime Pit	lap	Sect-1	Speed	Sect-2	Speed	Sect-3	Speed	Laptime Pit
1		107.7	1:25.448	115.1	33.263	74.4	3:04.389	6	53.597	106.0	1:23.747	110.6	32.313	76.6	2:49.657
2	53.427	108.2	1:23.285	113.2	32.305	73.2	2:49.017	7	52.148	106.2	1:24.288	110.4	31.818	75.6	2:48.254
3	53.283	106.5	1:24.423	110.7	31.737	78.9	2:49.443	8	54.580	98.5	1:25.386	101.5	In		2:55.556 P
4	52.085	108.2	1:26.179	109.3	31.804	80.4	2:50.068	9	Out	75.7	1:50.794	61.1	In		5:20.233 P
5	51.934	106.5	1:23.875	110.4	32.335	81.0	2:48.144	10							

145 Ben Short (E)								Jaguar E-Type							
lap	Sect-1	Speed	Sect-2	Speed	Sect-3	Speed	Laptime Pit	lap	Sect-1	Speed	Sect-2	Speed	Sect-3	Speed	Laptime Pit
1		113.2	1:15.464	133.7	28.724	91.9	2:32.059	8	45.632	130.3	1:13.506	135.8	In		2:31.082 P
2	45.996	120.9	1:14.290	134.2	28.127	92.2	2:28.413	9	Out	123.1	1:14.245	134.5	28.207	88.5	3:54.627 P
3	45.771	128.6	1:14.687	136.4	28.104	94.1	2:28.562	10	45.721	125.0	1:13.721	136.7	28.309	91.7	2:27.751
4	46.717	130.1	1:14.078	135.0	28.960	89.1	2:29.755	11	45.127	125.4	1:14.551	133.4	28.518	88.1	2:28.196
5	45.165	128.1	1:13.825	135.6	28.072	93.7	2:27.062	12	45.446	121.8	1:15.002	132.6	28.522	87.0	2:28.970
6	45.339	128.1	1:13.520	135.6	28.203	88.9	2:27.062	13	45.607	128.6	1:14.194	134.8	28.695	90.1	2:28.496
7	45.375	128.8	1:13.867	137.2	28.501	93.2	2:27.743	14							

150 Keith-Lucas CI-Keith-Lucas Ch (A)								Jaguar XK150							
lap	Sect-1	Speed	Sect-2	Speed	Sect-3	Speed	Laptime Pit	lap	Sect-1	Speed	Sect-2	Speed	Sect-3	Speed	Laptime Pit
1		101.2	1:28.577	107.7	34.866	73.3	3:10.391	7	55.837	109.3	1:26.881	114.5	In		2:58.259 P
2	56.471	101.7	1:29.520	113.7	35.105	71.9	3:01.096	8	Out	105.4	1:26.527	109.7	33.594	79.3	4:26.634 P
3	55.950	109.3	1:28.131	112.4	34.274	76.2	2:58.355	9	53.968	102.3	1:26.616	113.6	34.014	77.6	2:54.598
4	55.404	98.4	1:28.427	113.0	34.458	77.0	2:58.289	10	53.602	98.1	1:27.202	111.3	32.908	77.6	2:53.712
5	55.489	107.2	1:29.385	114.9	35.499	77.5	3:00.373	11	53.440	104.7	1:26.379	111.3	32.883	81.1	2:52.702
6	56.234	108.1	1:26.654	115.9	34.858	74.0	2:57.746	12							

155 Alistair Dyson (E)								Jaguar E-Type							
lap	Sect-1	Speed	Sect-2	Speed	Sect-3	Speed	Laptime Pit	lap	Sect-1	Speed	Sect-2	Speed	Sect-3	Speed	Laptime Pit
1		112.6	1:16.306	135.0	28.899	90.1	2:36.227	8	46.538	127.1	1:15.881	137.5	29.005	85.2	2:31.424
2	47.187	125.2	1:15.425	135.0	29.228	88.7	2:31.840	9	47.667	122.5	1:14.988	136.4	29.748	87.8	2:32.403
3	47.194	125.2	1:15.446	133.2	29.466	89.6	2:32.106	10	46.951	126.9	1:15.778	134.5	29.098	87.4	2:31.827
4	46.990	126.9	1:14.942	137.0	28.695	89.8	2:30.627	11	47.584	125.2	1:15.501	134.8	In		2:36.086 P
5	46.776	125.7	1:14.996	130.8	29.131	90.9	2:30.903	12	Out	118.6	1:15.941	132.6	29.215	89.5	3:52.887 P
6	46.487	125.7	1:15.310	138.1	28.820	90.1	2:30.617	13	46.381	125.0	1:15.145	135.0	29.251	90.6	2:30.777
7	47.566	126.9	1:15.201	137.5	28.813	90.0	2:31.580	14							



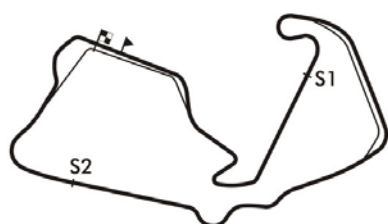
**Session Start: 13:59:48 - Finish: 14:33:12**  
**Weather/Track Conditions: Bright / Dry**  
**Circuit: Silverstone Historic Grand Prix**  
**Track Length: 5.857 Km - 3.6394 miles**

# Silverstone Classic - 28 - 30 Jul 2017

## Jaguar Classic Challenge

### Race 18 - Best Sector Times

SECTOR 1			SECTOR 2			SECTOR 3			IDEAL / BEST LAP COMPARISON						
NO	TIME	LAP	NO	TIME	LAP	NO	TIME	LAP	NO	NAME	BEST	IN	IDEAL	DIFF	
1	21	45.001	13	21	1:12.854	13	86	27.505	10	21	Dodd G-Dodd J	2:26.441	10	2:25.462	+0.979
2	145	45.127	11	94	1:13.038	3	21	27.607	10	94	Gary Pearson	2:26.490	3	2:26.286	+0.204
3	92	45.271	3	145	1:13.506	8	94	27.646	6	145	Ben Short	2:27.062	5	2:26.705	+0.357
4	94	45.602	13	92	1:13.791	2	46	27.833	4	92	Thomas-Lockie	2:27.396	2	2:27.146	+0.250
5	86	45.857	7	86	1:13.858	6	52	28.035	2	86	John Pearson	2:27.666	6	2:27.220	+0.446
6	52	46.270	7	46	1:14.370	3	145	28.072	5	52	Robert Oldershaw	2:29.175	2	2:28.918	+0.257
7	155	46.381	13	52	1:14.613	2	92	28.084	2	46	Welch-Rivet Fusil	2:29.271	4	2:28.758	+0.513
8	46	46.555	2	155	1:14.942	4	73	28.279	8	73	Sugden-Wolfe	2:30.292	8	2:31.257	+0.965
9	84	46.873	2	73	1:15.343	4	14	28.335	1	155	Alistair Dyson	2:30.617	6	2:30.018	+0.599
10	95	47.028	11	95	1:15.769	7	95	28.356	8	89	Michael Wrigley	2:32.119	6	2:31.580	+0.539
11	89	47.191	10	89	1:15.917	6	89	28.472	6	95	De Silva H-De Silva	2:32.315	5	2:31.153	+1.162
12	90	47.380	6	11	1:16.050	4	155	28.695	4	11	Wakeman-Hall	2:32.751	5	2:32.731	+0.020
13	66	47.459	11	84	1:16.188	5	63	28.780	6	84	Read Gomm	2:32.813	5	2:31.951	+0.862
14	72	47.519	13	90	1:16.525	6	90	28.799	4	90	Kirkaldy-Watson	2:33.100	5	2:32.704	+0.396
15	73	47.635	4	72	1:16.574	9	55	28.873	10	14	Nuttall-Lyons	2:33.277	1	2:35.679	+2.402
16	11	47.670	5	55	1:16.631	7	84	28.890	11	72	Jamie Boot	2:33.369	13	2:32.994	+0.375
17	63	47.750	5	14	1:16.691	1	72	28.901	11	63	Niklas Halusa	2:33.955	5	2:33.493	+0.462
18	55	47.819	11	66	1:16.857	10	11	29.011	5	66	Milner-Greensall	2:34.414	13	2:33.341	+1.073
19	4	47.965	3	63	1:16.963	10	66	29.025	10	55	Melling-Minshaw	2:34.701	10	2:33.323	+1.378
20	15	48.354	7	22	1:17.225	4	22	29.434	10	22	Costas Michael	2:35.590	4	2:35.073	+0.517
21	22	48.414	12	15	1:17.299	4	15	29.502	5	4	Tim Mogridge	2:36.275	2	2:35.688	+0.587
22	60	48.577	10	9	1:17.436	10	39	29.510	10	60	Katarina Kyvalova	2:36.514	10	2:35.775	+0.739
23	27	48.675	7	60	1:17.534	10	4	29.548	6	15	Paul Castaldini	2:36.624	4	2:35.155	+1.469
24	38	49.009	5	70	1:17.835	11	60	29.664	11	25	John Burton	2:37.129	11	2:37.129	+0.000
25	9	49.021	12	38	1:18.077	4	70	29.754	1	9	Eastick-Jones	2:37.190	10	2:36.215	+0.975
26	25	49.050	11	25	1:18.117	11	9	29.758	12	70	Les Ely	2:37.695	8	2:37.058	+0.637
27	70	49.469	7	4	1:18.175	7	38	29.784	1	27	Stefan Ziegler	2:37.853	6	2:36.773	+1.080
28	39	49.559	3	27	1:18.242	6	27	29.856	1	38	Gray-Brewer	2:37.941	4	2:36.870	+1.071
29	82	49.809	8	39	1:19.694	10	25	29.962	11	39	Russell-Jardine	2:39.574	10	2:38.763	+0.811
30	44	49.931	11	36	1:20.178	9	82	30.412	7	82	Bob Binfield	2:40.953	6	2:40.744	+0.209
31	36	50.053	5	44	1:20.314	6	36	30.777	4	36	Ian Simmonds	2:41.423	5	2:41.008	+0.415
32	14	50.653	1	82	1:20.523	6	68	31.075	6	44	Timothy Mahapatra	2:41.804	11	2:41.402	+0.402
33	58	51.298	5	64	1:22.360	7	23	31.090	1	64	Paterson-Bell	2:45.638	7	2:45.207	+0.431
34	23	51.483	4	23	1:22.361	8	44	31.157	9	68	Marc Gordon	2:45.746	10	2:45.569	+0.177
35	33	51.591	6	68	1:22.779	10	64	31.225	7	23	Roger Cope	2:46.325	4	2:44.934	+1.391
36	64	51.622	5	58	1:22.863	6	33	31.451	12	77	Tim Whitworth	2:46.546	5	2:46.296	+0.250
37	77	51.659	5	77	1:23.018	5	77	31.619	8	33	Paul Kennelly	2:46.719	5	2:46.071	+0.648
38	68	51.715	10	33	1:23.029	9	123	31.737	3	58	Pearce-Lenthall	2:47.473	5	2:46.006	+1.467
39	123	51.934	5	123	1:23.285	2	58	31.845	11	123	Love A-Love G	2:48.144	5	2:46.956	+1.188
40	20	53.135	3	20	1:25.088	2	20	32.328	5	20	Michael O'Shea	2:50.831	3	2:50.551	+0.280
41	150	53.440	11	49	1:25.642	2	30	32.655	10	150	Keith-Lucas Cl-Keitt	2:52.702	11	2:52.702	+0.000
42	49	53.463	3	150	1:26.379	11	49	32.714	8	49	Diane Osborne	2:52.774	3	2:51.819	+0.955
43	30	54.915	11	30	1:27.085	9	150	32.883	11	30	Woodbridge-Rowley	2:55.815	9	2:54.655	+1.160



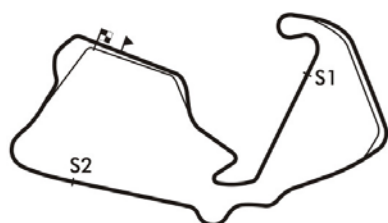
**Session Start: 13:59:48 - Finish: 14:33:12**  
**Weather/Track Conditions: Bright / Dry**  
**Circuit: Silverstone Historic Grand Prix**  
**Track Length: 5.857 Km - 3.6394 miles**

# Silverstone Classic - 28 - 30 Jul 2017

## Jaguar Classic Challenge

### Race 18 - Best Sector Speeds

	NO	SECTOR 1	MPH	NO	SECTOR 2	MPH	NO	SECTOR 3	MPH
1	86	John Pearson	131.1	94	Gary Pearson	140.1	92	Thomas-Lockie	94.8
2	145	Ben Short	130.3	21	Dodd G-Dodd J	139.8	21	Dodd G-Dodd J	94.1
3	21	Dodd G-Dodd J	129.8	86	John Pearson	138.1	145	Ben Short	94.1
4	92	Thomas-Lockie	129.6	155	Alistair Dyson	138.1	94	Gary Pearson	93.6
5	94	Gary Pearson	129.3	92	Thomas-Lockie	137.5	14	Nuttall-Lyons	92.4
6	84	Read Gomm	127.6	145	Ben Short	137.2	46	Welch-Rivet Fusil	92.4
7	52	Robert Oldershaw	127.3	84	Read Gomm	136.4	86	John Pearson	91.8
8	155	Alistair Dyson	127.1	52	Robert Oldershaw	134.8	52	Robert Oldershaw	91.7
9	89	Michael Wrigley	125.4	9	Eastick-Jones	133.2	155	Alistair Dyson	90.9
10	22	Costas Michael	125.0	11	Wakeman-Hall	132.6	89	Michael Wrigley	90.6
11	95	De Silva H-De Silva T	124.7	63	Niklas Halusa	132.6	95	De Silva H-De Silva T	90.2
12	46	Welch-Rivet Fusil	124.5	90	Kirkaldy-Watson	131.6	4	Tim Mogridge	90.0
13	60	Katarina Kyvalova	124.5	27	Stefan Ziegler	131.3	11	Wakeman-Hall	89.4
14	63	Niklas Halusa	124.3	15	Paul Castaldini	131.1	63	Niklas Halusa	89.4
15	11	Wakeman-Hall	124.0	38	Gray-Brewer	129.3	84	Read Gomm	89.4
16	55	Melling-Minshaw	123.4	66	Milner-Greensall	129.3	72	Jamie Boot	88.9
17	38	Gray-Brewer	123.1	55	Melling-Minshaw	129.1	27	Stefan Ziegler	88.4
18	73	Sugden-Wolfe	122.7	25	John Burton	128.3	15	Paul Castaldini	88.3
19	72	Jamie Boot	122.5	4	Tim Mogridge	126.9	90	Kirkaldy-Watson	88.1
20	66	Milner-Greensall	122.2	36	Ian Simmonds	126.6	55	Melling-Minshaw	88.0
21	15	Paul Castaldini	120.5	33	Paul Kennelly	120.3	9	Eastick-Jones	87.4
22	25	John Burton	120.5	64	Paterson-Bell	119.4	60	Katarina Kyvalova	87.3
23	36	Ian Simmonds	120.5	68	Marc Gordon	119.4	22	Costas Michael	87.2
24	90	Kirkaldy-Watson	120.1	89	Michael Wrigley	119.4	66	Milner-Greensall	87.0
25	27	Stefan Ziegler	119.8	39	Russell-Jardine	118.1	82	Bob Binfield	86.9
26	4	Tim Mogridge	119.4	23	Roger Cope	117.5	25	John Burton	86.7
27	9	Eastick-Jones	119.0	77	Tim Whitworth	116.7	39	Russell-Jardine	86.0
28	82	Bob Binfield	118.1	150	Keith-Lucas Cl-Keith-Lucas	115.9	38	Gray-Brewer	85.5
29	70	Les Ely	116.9	123	Love A-Love G	115.1	70	Les Ely	85.5
30	58	Pearce-Lenthall	116.3	49	Diane Osborne	114.3	36	Ian Simmonds	84.5
31	23	Roger Cope	115.3	14	Nuttall-Lyons	0.0	44	Timothy Mahapatra	84.0
32	64	Paterson-Bell	114.7	20	Michael O'Shea	0.0	58	Pearce-Lenthall	82.8
33	39	Russell-Jardine	113.9	22	Costas Michael	0.0	68	Marc Gordon	82.2
34	68	Marc Gordon	113.7	30	Woodbridge-Rowley	0.0	77	Tim Whitworth	81.8
35	14	Nuttall-Lyons	113.6	44	Timothy Mahapatra	0.0	23	Roger Cope	81.4
36	44	Timothy Mahapatra	113.6	46	Welch-Rivet Fusil	0.0	64	Paterson-Bell	81.3
37	33	Paul Kennelly	111.5	58	Pearce-Lenthall	0.0	150	Keith-Lucas Cl-Keith-Lucas	81.1
38	77	Tim Whitworth	111.3	60	Katarina Kyvalova	0.0	123	Love A-Love G	81.0
39	150	Keith-Lucas Cl-Keith-Lucas	109.3	70	Les Ely	0.0	49	Diane Osborne	80.8
40	49	Diane Osborne	108.4	72	Jamie Boot	0.0	20	Michael O'Shea	80.7



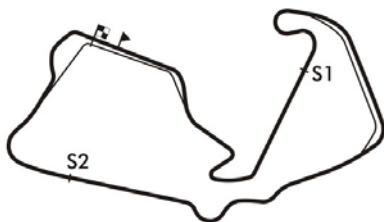
**Session Start: 13:59:48 - Finish: 14:33:12**  
**Weather/Track Conditions: Bright / Dry**  
**Circuit: Silverstone Historic Grand Prix**  
**Track Length: 5.857 Km - 3.6394 miles**

# Silverstone Classic - 28 - 30 Jul 2017

## Jaguar Classic Challenge

### Race 18 - Best Sector Speeds

41	123	Love A-Love G	108.2	73	Sugden-Wolfe	0.0	33	Paul Kennelly	80.5
42	20	Michael O'Shea	107.2	82	Bob Binfield	0.0	30	Woodbridge-Rowley	78.0
43	30	Woodbridge-Rowley	96.4	95	De Silva H-De Silva T	0.0	73	Sugden-Wolfe	0.0



**Session Start: 13:59:48 - Finish: 14:33:12**  
**Weather/Track Conditions: Bright / Dry**  
**Circuit: Silverstone Historic Grand Prix**  
**Track Length: 5.857 Km - 3.6394 miles**

# Silverstone Classic - 28 - 30 Jul 2017

## Jaguar Classic Challenge

### Race 18 - Lap Chart

Lap 1			Lap 2			Lap 3			Lap 4			Lap 5			Lap 6		
NO	Behind	Laptime	NO	Behind	Laptime	NO	Behind	Laptime	NO	Behind	Laptime	NO	Behind	Laptime	NO	Behind	Laptime
92		2:29.251	92		2:27.396	94		2:26.490	94		2:27.194	94		2:29.997	94		2:26.971
94	0.861	2:30.112	94	0.627	2:27.162	21	4.329	2:29.125	21	5.003	2:27.868	21	3.404	2:28.398	21	4.233	2:27.800
21	1.697	2:30.948	21	2.321	2:28.020	86	4.843	2:28.475	86	6.591	2:28.942	145	4.896	2:27.062	145	4.987	2:27.062
86	2.495	2:31.746	86	3.485	2:28.386	145	5.270	2:28.562	145	7.831	2:29.755	86	5.351	2:28.757	86	6.046	2:27.666
145	2.808	2:32.059	145	3.825	2:28.413	92	5.946	2:33.063	52	11.204	2:29.607	52	11.465	2:30.258	52	14.558	2:30.064
14	4.026	2:33.277	52	6.367	2:29.175	52	8.791	2:29.541	46	11.505	2:29.271	46	12.090	2:30.582	46	16.258	2:31.139
52	4.588	2:33.839	46	7.149	2:29.326	46	9.428	2:29.396	73	17.879	2:31.555	73	19.781	2:31.899	150	1 LAP	3:00.373
46	5.219	2:34.470	73	9.469	2:31.249	73	13.518	2:31.166	155	19.842	2:30.627	155	20.748	2:30.903	155	24.394	2:30.617
73	5.616	2:34.867	155	11.420	2:31.840	155	16.409	2:32.106	84	28.425	2:33.230	30	1 LAP	3:16.805	73	26.016	2:33.206
155	6.976	2:36.227	84	16.026	2:33.901	84	22.389	2:33.480	90	29.260	2:33.312	84	31.241	2:32.813	84	37.355	2:33.085
90	8.153	2:37.404	90	16.570	2:35.813	90	23.142	2:33.689	89	29.516	2:33.035	90	32.363	2:33.100	89	37.883	2:32.119
84	9.521	2:38.772	89	16.761	2:34.215	89	23.675	2:34.031	63	37.276	2:34.594	89	32.735	2:33.216	90	38.692	2:33.300
89	9.942	2:39.193	63	21.835	2:36.293	63	29.876	2:35.158	11	40.221	2:33.364	63	41.234	2:33.955	63	48.757	2:34.494
63	12.938	2:42.189	4	22.784	2:36.275	4	32.335	2:36.668	95	40.948	2:35.514	11	42.975	2:32.751	95	49.373	2:33.078
4	13.905	2:43.156	95	26.089	2:37.093	95	32.628	2:33.656	4	43.276	2:38.135	95	43.266	2:32.315	11	54.271	2:38.267
66	15.485	2:44.736	66	27.175	2:39.086	11	34.051	2:33.776	72	45.240	2:35.132	4	49.939	2:36.660	72	58.804	2:35.282
25	15.930	2:45.181	11	27.392	2:38.579	72	37.302	2:36.040	70	53.427	2:37.891	72	50.493	2:35.250	4	1:00.524	2:37.556
11	16.209	2:45.460	25	27.791	2:39.257	25	42.340	2:41.666	25	54.533	2:39.387	70	1:02.269	2:38.839	15	1:13.914	2:37.479
95	16.392	2:45.643	70	28.153	2:37.966	70	42.730	2:41.694	38	54.709	2:37.941	38	1:02.861	2:38.149	38	1:14.677	2:38.787
72	16.629	2:45.880	72	28.379	2:39.146	66	43.315	2:43.257	66	56.229	2:40.108	15	1:03.406	2:36.667	70	1:15.272	2:39.974
70	17.583	2:46.834	38	32.965	2:40.406	38	43.962	2:38.114	15	56.736	2:36.624	25	1:04.790	2:40.254	22	1:16.146	2:37.050
38	19.955	2:49.206	9	33.826	2:40.839	15	47.306	2:39.775	22	57.138	2:35.590	66	1:05.450	2:39.218	25	1:17.410	2:39.591
9	20.383	2:49.634	15	34.648	2:38.193	9	48.210	2:41.501	9	1:00.132	2:39.116	22	1:06.067	2:38.926	66	1:18.628	2:40.149
39	20.765	2:50.016	39	35.182	2:41.813	22	48.742	2:38.793	60	1:03.335	2:39.224	9	1:09.885	2:39.750	9	1:21.931	2:39.017
22	21.266	2:50.517	27	35.908	2:41.365	27	49.734	2:40.943	39	1:03.525	2:40.716	60	1:12.245	2:38.907	60	1:23.184	2:37.910
27	21.939	2:51.190	22	37.066	2:43.196	39	50.003	2:41.938	27	1:04.301	2:41.761	27	1:12.853	2:38.549	27	1:23.735	2:37.853
55	23.625	2:52.876	60	38.869	2:41.580	60	51.305	2:39.553	36	1:13.834	2:42.000	39	1:19.850	2:46.322	30	1 LAP	3:27.207
15	23.851	2:53.102	36	43.177	2:45.485	36	59.028	2:42.968	82	1:16.150	2:41.917	36	1:25.260	2:41.423	36	1:39.842	2:41.553
60	24.685	2:53.936	55	44.908	2:48.679	82	1:01.427	2:43.321	55	1:24.146	2:46.586	82	1:27.912	2:41.759	82	1:41.894	2:40.953
36	25.088	2:54.339	82	45.223	2:46.577	55	1:04.754	2:46.963	23	1:24.542	2:46.325	23	1:42.059	2:47.514	44	1:59.551	2:43.992
44	25.510	2:54.761	44	45.720	2:47.606	23	1:05.411	2:46.413	44	1:25.083	2:45.897	44	1:42.530	2:47.444	23	2:10.126	2:55.038
82	26.042	2:55.293	23	46.115	2:47.090	44	1:06.380	2:47.777	33	1:34.717	2:48.080	55	1:43.978	2:49.829	33	2:11.377	2:46.909
23	26.421	2:55.672	33	52.043	2:49.760	33	1:13.831	2:48.905	68	1:35.019	2:47.815	33	1:51.439	2:46.719	58	2:16.776	2:49.797
33	29.679	2:58.930	68	52.366	2:49.729	68	1:14.398	2:49.149	58	1:36.474	2:47.516	58	1:53.950	2:47.473	64	2:17.110	2:49.756
68	30.033	2:59.284	58	53.412	2:49.128	58	1:16.152	2:49.857	64	1:36.858	2:46.540	64	1:54.325	2:47.464	123	2:22.792	2:49.657
58	31.680	3:00.931	77	55.725	2:48.385	77	1:16.923	2:48.315	77	1:38.318	2:48.589	68	1:54.371	2:49.349			
20	34.143	3:03.394	123	56.759	2:49.017	64	1:17.512	2:47.220	123	1:41.959	2:50.068	77	1:54.867	2:46.546			
77	34.736	3:03.987	64	57.409	2:49.387	123	1:19.085	2:49.443	20	1:48.495	2:51.754	123	2:00.106	2:48.144			
123	35.138	3:04.389	20	1:00.221	2:53.474	20	1:23.935	2:50.831	49	1:54.302	2:54.205	20	2:12.056	2:53.558			
64	35.418	3:04.669	49	1:01.634	2:53.064	49	1:27.291	2:52.774	150	2:17.173	2:58.289	49	2:18.766	2:54.461			
49	35.966	3:05.217	150	1:14.840	3:01.096	150	1:46.078	2:58.355									
150	41.140	3:10.391	30	1:26.502	3:05.869	30	2:07.986	3:08.601									
30	48.029	3:17.280															

**Session Start: 13:59:48 - Finish: 14:33:12**  
**Weather/Track Conditions: Bright / Dry**  
**Circuit: Silverstone Historic Grand Prix**  
**Track Length: 5.857 Km - 3.6394 miles**

# Silverstone Classic - 28 - 30 Jul 2017

## Jaguar Classic Challenge

### Race 18 - Lap Chart

Lap 7			Lap 8			Lap 9			Lap 10			Lap 11			Lap 12		
NO	Behind	Laptime	NO	Behind	Laptime	NO	Behind	Laptime	NO	Behind	Laptime	NO	Behind	Laptime	NO	Behind	Laptime
94		2:27.321	94		2:28.467	94		2:28.410	94		2:27.893	94		2:26.443	89		2:34.059
77	1 LAP	3:03.551	33	1 LAP	2:50.430	11	1 LAP	2:35.393	46	1 LAP	2:51.259	64	2 LAPS	4:23.389	49	2 LAPS	2:58.402
21	4.846	2:27.934	64	1 LAP	2:45.638	44	1 LAP	2:51.183	11	1 LAP	2:37.793	73	1 LAP	4:15.461	94	5.095	3:52.475
145	5.409	2:27.743	21	7.151	2:30.772	86	10.974	2:30.067	49	2 LAPS	4:23.159	30	3 LAPS	2:57.334	21	7.040	2:27.547
86	6.586	2:27.861	145	8.024	2:31.082	64	1 LAP	2:52.498	22	1 LAP	3:58.154	58	2 LAPS	2:48.751	9	1 LAP	2:38.185
20	1 LAP	2:54.576	86	9.317	2:31.198	15	1 LAP	4:00.135	155	39.537	2:31.827	90	1 LAP	2:34.227	27	1 LAP	2:41.048
52	17.532	2:30.295	58	1 LAP	2:52.987	155	35.603	2:32.403	15	1 LAP	2:36.847	95	1 LAP	4:09.885	38	1 LAP	2:42.286
46	19.113	2:30.176	123	1 LAP	2:48.254	73	38.976	2:35.375	150	2 LAPS	4:26.634	11	1 LAP	2:36.324	55	1 LAP	2:34.891
49	1 LAP	2:55.815	52	20.657	2:31.592	123	1 LAP	2:55.556	66	1 LAP	2:34.878	46	1 LAP	2:52.720	145	17.442	2:28.970
155	28.653	2:31.580	77	1 LAP	2:49.831	66	1 LAP	4:01.217	63	1 LAP	4:23.721	4	1 LAP	3:58.072	86	18.138	2:30.364
73	30.186	2:31.491	155	31.610	2:31.424	38	1 LAP	4:08.957	60	1 LAP	2:37.616	20	2 LAPS	4:28.480	150	2 LAPS	2:53.712
39	1 LAP	4:11.305	73	32.011	2:30.292	60	1 LAP	4:06.996	38	1 LAP	2:42.953	22	1 LAP	2:36.666	39	1 LAP	2:41.066
84	44.179	2:34.145	20	1 LAP	2:55.993	77	1 LAP	2:51.583	27	1 LAP	4:06.892	155	49.180	2:36.086	82	1 LAP	2:42.624
89	44.470	2:33.908	39	1 LAP	2:41.363	89	54.247	2:32.682	89	1:00.487	2:34.133	49	2 LAPS	2:55.792	36	1 LAP	2:42.890
90	45.676	2:34.305	89	49.975	2:33.972	84	57.133	2:35.124	84	1:02.934	2:33.694	15	1 LAP	2:38.861	52	37.824	2:30.354
55	1 LAP	3:59.798	84	50.419	2:34.707	39	1 LAP	2:43.446	9	1 LAP	4:14.003	66	1 LAP	2:34.419	155	54.687	3:52.887
150	1 LAP	2:57.746	90	55.322	2:38.113	95	1:07.045	2:36.848	77	1 LAP	2:49.973	63	1 LAP	2:35.241	44	1 LAP	2:41.804
95	54.540	2:32.488	49	1 LAP	3:04.574	55	1 LAP	2:36.812	55	1 LAP	2:34.734	25	1 LAP	3:59.404	84	1:19.905	2:35.720
72	1:07.332	2:35.849	95	58.607	2:32.534	20	1 LAP	3:00.457	39	1 LAP	2:42.109	60	1 LAP	2:36.514	90	1:27.923	2:35.861
68	1 LAP	4:09.438	55	1 LAP	2:42.206	72	1:18.756	2:33.615	36	1 LAP	4:06.620	123	2 LAPS	5:20.233	33	1 LAP	2:47.743
63	1:09.910	2:48.474	72	1:13.551	2:34.686	21	1:28.126	3:49.385	21	1:26.674	2:26.441	89	1:13.321	2:39.277	68	1 LAP	2:47.334
4	1:10.567	2:37.364	4	1:19.860	2:37.760	4	1:31.412	2:39.962	72	1:28.920	2:38.057	27	1 LAP	2:41.373	73	1:37.946	2:30.324
22	1:25.471	2:36.646	150	1 LAP	2:58.259	145	1:34.241	3:54.627	86	1:33.128	3:50.047	38	1 LAP	2:42.906	23	1 LAP	2:51.896
70	1:27.531	2:39.580	63	1:24.645	2:43.202	52	1:47.766	3:55.519	145	1:34.099	2:27.751	9	1 LAP	2:37.190	95	1:41.596	2:33.975
25	1:29.883	2:39.794	68	1 LAP	2:48.605	33	1 LAP	4:10.173	44	1 LAP	4:07.141	150	2 LAPS	2:54.598	72	1:47.332	2:35.763
15	1:31.981	2:45.388	23	1 LAP	4:21.539	70	1:49.659	2:41.310	52	1:51.132	2:31.259	55	1 LAP	2:34.701	11	1:50.404	2:36.288
38	1:32.903	2:45.547	22	1:36.117	2:39.113	68	1 LAP	2:49.714	70	1:59.639	2:37.873	21	1:26.873	2:26.642	58	1 LAP	2:48.628
9	1:34.110	2:39.500	70	1:36.759	2:37.695	23	1 LAP	2:47.265	33	1 LAP	2:47.346	39	1 LAP	2:39.574	64	1 LAP	2:54.585
27	1:34.914	2:38.500	25	1:40.900	2:39.484	30	2 LAPS	4:30.950	68	1 LAP	2:46.416	77	1 LAP	2:50.173	77	1 LAP	4:12.230
60	1:35.313	2:39.450	9	1:48.742	2:43.099	25	1:59.656	2:47.166	23	1 LAP	2:46.530	86	1:35.154	2:28.469	70	1:59.389	3:33.960
66	1:40.327	2:49.020	27	1:49.684	2:43.237	58	1 LAP	4:22.276	58	1 LAP	4:22.276	82	1 LAP	4:02.512	4	2:02.751	2:37.604
36	1:54.563	2:42.042	46	2:09.741	4:19.095	90	2:24.671	3:57.759	90	2:24.671	3:57.759	145	1:35.852	2:28.196	30	2 LAPS	2:56.543
82	1:56.017	2:41.444	82	2:09.935	2:42.385	82	2:27.614	2:46.089	82	2:27.614	2:46.089	36	1 LAP	2:43.818	22	2:14.399	2:36.122
44	2:14.937	2:42.707	36	2:12.775	2:46.679							52	1:54.850	2:30.161	46	2:21.460	2:47.300
30	1 LAP	3:23.761										44	1 LAP	2:43.285	66	2:23.153	2:34.947
11	2:27.669	4:00.719										70	2:12.809	2:39.613	63	2:25.811	2:36.599
												33	1 LAP	2:47.178	15	2:27.956	2:40.110
												68	1 LAP	2:45.746			
												84	2:31.565	3:55.074			
												23	1 LAP	2:49.283			
												90	2:39.442	2:34.880			
												64	1 LAP	2:51.219			
												58	1 LAP	2:49.703			

**Session Start: 13:59:48 - Finish: 14:33:12**  
**Weather/Track Conditions: Bright / Dry**  
**Circuit: Silverstone Historic Grand Prix**  
**Track Length: 5.857 Km - 3.6394 miles**

# Silverstone Classic - 28 - 30 Jul 2017

## Jaguar Classic Challenge

### Race 18 - Lap Chart

Lap 13		
NO	Behind	Laptime
94		2:27.251
21	1.155	2:26.461
25	1 LAP	2:39.831
89	2.647	2:34.993
60	1 LAP	2:40.156
9	1 LAP	2:37.654
145	13.592	2:28.496
86	15.491	2:29.699
20	2 LAPS	2:54.944
27	1 LAP	2:39.889
55	1 LAP	2:35.166
38	1 LAP	2:42.051
49	2 LAPS	3:00.125
39	1 LAP	2:42.076
82	1 LAP	2:41.791
52	40.684	2:35.206
150	2 LAPS	2:52.702
36	1 LAP	2:43.267
155	53.118	2:30.777
44	1 LAP	2:42.956
84	1:21.953	2:34.394
90	1:29.696	2:34.119
95	1:42.772	2:33.522
33	1 LAP	2:48.291
68	1 LAP	2:48.776
73	1:45.470	2:39.870
72	1:48.355	2:33.369
11	1:54.522	2:36.464
23	1 LAP	2:48.591
70	2:11.760	2:44.717
4	2:12.134	2:41.729
58	1 LAP	2:53.804
64	1 LAP	2:51.113
77	1 LAP	2:51.118
22	2:18.520	2:36.467
66	2:25.221	2:34.414
63	2:27.885	2:34.420
30	2 LAPS	2:57.806
15	2:35.429	2:39.819
46	2:41.019	2:51.905

Session Start: 13:59:48 - Finish: 14:33:12  
Weather/Track Conditions: Bright / Dry  
Circuit: Silverstone Historic Grand Prix  
Track Length: 5.857 Km - 3.6394 miles



## Silverstone Classic - 28 - 30 Jul 2017

### FIA Masters Historic Sports Cars

#### Race 19 - Starting Grid

Sheet No:

*Start Time : 15:00 - Heat Duration : 50 Minutes*

24	47	160 Michael Birch	48	163 Furness-Ward
23	45	75 Martin Angle	46	917 Alain Gadal
22	43	36 Roland Lewis	44	73 Keith Martin
21	41	72 Jamie Boot	42	223 Kubot a-Middlehurst
20	39	202 Gomes-Claridge	40	45 Hammond-Johnson
19	37	83 Maeers-Martin	38	24 Head A-Head D
18	35	74 Bates-Bates	36	77 Wright-Twyman
17	33	16 Jolly-Farthing	34	144 Pochciol-Hanson
16	31	50 Kjallgren-Wills	32	78 Birkett-Littlejohn
15	29	123 Ross Hyett	30	22 Michiel Smits
14	27	19 Owen A-Owen M	28	59 Brooks-Beebee
13	25	47 Pink-Attwood	26	29 Ahlers-Bellinger
12	23	95 Gary Culver	24	46 Mike Whitaker
11	21	40 Watson-Kirkaldy	22	14 Oliver Bryant
10	19	3 Jason Wright	20	13 Wilson-Pittard
9	17	62 Donn-Foley	18	150 Martin-Haddon
8	15	7 Mahmoud-Greensall	16	210 David Tomlin

Car 163 allowed to start from the back of the grid, Stewards Decision No: 01 refers. Car 58 withdrawn.

*Circuit: Silverstone Historic Grand Prix  
Track Length: 5.857 Km - 3.6394 miles*

Chief Steward: John Naylor	Steward: Alex Sinclair	Steward: Rod Parkin
----------------------------	------------------------	---------------------







## Silverstone Classic - 28 - 30 Jul 2017

### FIA Masters Historic Sports Cars Race 19 - Provisional Classification - AMENDED

Sheet No:

POS	NO	DRIVER/S	NAT	CLASS	CLASS POS	CAR MAKE / MODEL	TIME	LAPS	GAP	DIFF	MPH	BEST	ON
1	4	Martin O'Connell		INV	1	Chevron B19	53:15.439	21	-- 21 laps		86.10	2:06.845	1
2	44	Garofall-Hall		MAR	1	Lola T212	53:22.660	21	7.221	7.221	85.90	2:09.651	7
3	89	Banks A-Banks M		ROD	1	McLaren M6B	53:23.594	21	8.155	0.934	85.88	2:09.482	2
4	14	Oliver Bryant		ROD	2	Lola T70 Mk3B	53:28.611	21	13.172	5.017	85.75	2:09.003	15
5	81	Beighton-Hadfield		ROD	3	Lola T70 Mk3B	53:29.381	21	13.942	0.770	85.72	2:08.789	16
6	65	Ferrao-Stretton		MAR	2	Lola T292	53:29.973	21	14.534	0.592	85.71	2:08.050	15
7	52	Robert Oldershaw		MAR	3	Lola T212	53:30.003	21	14.564	0.030	85.71	2:09.318	15
8	133	Minshaw-Hall		ROD	4	Lola T70 Mk3B	53:30.496	21	15.057	0.493	85.69	2:08.750	14
9	21	Tandy-Osborne		ROD	5	Lola T70 Mk3B	53:31.047	21	15.608	0.551	85.68	2:07.859	16
10	3	Jason Wright		ROD	6	Lola T70 Mk3B	53:34.141	21	18.702	3.094	85.60	2:11.073	8
11	210	David Tomlin		MAR	4	Lola T210	53:40.675	21	25.236	6.534	85.43	2:12.447	9
12	76	Wrigley-Bartell		MAR	5	Chevron B19	53:41.481	21	26.042	0.806	85.40	2:10.932	14
13	7	Greensall-Mahmoud		ROD	7	Lola T70 Mk3B	53:17.304	20	-- 20 laps	4:01.933	81.95	2:10.731	2
14	95	Gary Culver		ROD	8	Lola T70 Mk3B	53:18.320	20	1.016	1.016	81.93	2:14.631	14
15	13	Pittard-Wilson		BON	1	Chevron B8	53:24.806	20	7.502	6.486	81.76	2:14.555	10
16	50	Kjallgren-Wills		BON	2	Daren Mk2	53:41.465	20	24.161	16.659	81.34	2:15.967	16
17	29	Bellinger-Ahlers		HUL	1	Cooper Monaco King	53:45.313	20	28.009	3.848	81.24	2:20.511	10
18	47	Pink-Attwood		MAR	6	Lola T210	53:52.265	20	34.961	6.952	81.06	2:18.830	14
19	16	Jolly-Farthing		HUL	2	Cooper Monaco T61M	53:17.487	19	-- 19 laps	3:56.359	77.85	2:22.409	13
20	59	Beebee-Brooks		BON	3	Chevron B8	53:18.133	19	0.646	0.646	77.83	2:23.753	9
21	24	Head A-Head D		PES	1	Porsche 911 RSR	53:21.841	19	4.354	3.708	77.75	2:24.963	6
22	74	Bates M-Bates J		PES	2	Porsche 911 RS	53:21.842	19	4.355	0.001	77.75	2:23.939	5
23	22	Michiel Smits		INV	2	Lola T70 Mk1 Spyder	53:30.004	19	12.517	8.162	77.55	2:22.558	9
24	19	Owen M-Owen A		BON	4	Chevron B8	53:33.675	19	16.188	3.671	77.46	2:20.377	9
25	163	Ward-Furness		MAR	7	Lola T212	53:44.201	19	26.714	10.526	77.21	2:22.901	7
26	78	Birkett-Littlejohn		HUL	3	Ford GT40	53:44.465	19	26.978	0.264	77.20	2:20.554	14
27	202	Gomes-Claridge		INV	3	Lotus 47 GT	53:47.506	19	30.019	3.041	77.12	2:22.895	5
28	48	Dan Gibson		ROD	9	Lola T70 Mk3B	41:16.707	18	-- 18 laps		95.22	2:07.465	12
29	72	Jamie Boot		SIF	1	Chevron B16	53:16.216	18	11:59.509	11:59.50	73.78	2:29.751	10
30	77	Wright-Twymman		HUL	4	Ford GT40	53:18.612	18	12:01.905	2.396	73.73	2:23.289	11
31	160	Michael Birch		INV	4	Elva GT160	53:28.148	18	12:11.441	9.536	73.51	2:33.513	12
32	36	Roland Lewis		HUL	5	Hamill SR3	53:37.500	18	12:20.793	9.352	73.29	2:30.710	13
33	73	Keith Martin		MAR	8	Dulon Dino LD10B	53:39.326	18	12:22.619	1.826	73.25	2:35.668	14
34	911	Alain Gadal		PES	3	Porsche 911RS	53:40.178	18	12:23.471	0.852	73.23	2:35.771	6
35	83	Maeers-Martin		HUL	6	Lola T70 Mk2 Spyder	53:56.273	18	12:39.566	16.095	72.87	2:28.780	11
36	123	Ross Hyett		SIF	2	Chevron B16	53:18.923	17	-- 17 laps	3:54.113	69.62	2:21.523	10
37	223	Middlehurst-Kubota		HUL	7	Lotus 23B	53:33.136	17	14.213	14.213	69.31	2:32.023	8
38	150	Haddon-Martin		INV	5	GRD S72	38:12.253	16	-- 16 laps		91.45	2:11.078	8
39	62	Donn-Foley		MAR	9	Coldwell C14	43:54.849	15	-- 15 laps	8:02.532	74.58	2:24.972	1

Car 133 - 5 second time penalty (Exceeding track limits)

Car 83 - 31 second time penalty (Pitted outside pit window)

Cars 4 & 22 - no working transponder

Session Start: 15:05:13 - Finish: 15:58:28

Weather/Track Conditions: Bright / Dry

Circuit: Silverstone Historic Grand Prix

Track Length: 5.857 Km - 3.6394 miles

These results are provisional until the conclusion of any judicial and technical matters.

FIA Race Director: Richard Cuene-Grandidier

Chief Timekeeper: Nick Palmer

Issued at:



## Silverstone Classic - 28 - 30 Jul 2017

### FIA Masters Historic Sports Cars

### Race 19 - Final Classification

Sheet No:

POS	NO	DRIVER/S	NAT	CLASS	CLASS POS	CAR MAKE / MODEL	TIME	LAPS	GAP	DIFF	MPH	BEST	ON
1	4	Martin O'Connell		INV	1	Chevron B19	53:15.439	21	-- 21 laps		86.10	2:06.845	1
2	44	Garofall-Hall		MAR	1	Lola T212	53:22.660	21	7.221	7.221	85.90	2:09.651	7
3	89	Banks A-Banks M		ROD	1	McLaren M6B	53:23.594	21	8.155	0.934	85.88	2:09.482	2
4	14	Oliver Bryant		ROD	2	Lola T70 Mk3B	53:28.611	21	13.172	5.017	85.75	2:09.003	15
5	81	Beighton-Hadfield		ROD	3	Lola T70 Mk3B	53:29.381	21	13.942	0.770	85.72	2:08.789	16
6	65	Ferrao-Stretton		MAR	2	Lola T292	53:29.973	21	14.534	0.592	85.71	2:08.050	15
7	52	Robert Oldershaw		MAR	3	Lola T212	53:30.003	21	14.564	0.030	85.71	2:09.318	15
8	133	Minshaw-Hall		ROD	4	Lola T70 Mk3B	53:30.496	21	15.057	0.493	85.69	2:08.750	14
9	21	Tandy-Osborne		ROD	5	Lola T70 Mk3B	53:31.047	21	15.608	0.551	85.68	2:07.859	16
10	3	Jason Wright		ROD	6	Lola T70 Mk3B	53:34.141	21	18.702	3.094	85.60	2:11.073	8
11	210	David Tomlin		MAR	4	Lola T210	53:40.675	21	25.236	6.534	85.43	2:12.447	9
12	76	Wrigley-Bartell		MAR	5	Chevron B19	53:41.481	21	26.042	0.806	85.40	2:10.932	14
13	7	Greensall-Mahmoud		ROD	7	Lola T70 Mk3B	53:17.304	20	-- 20 laps	4:01.933	81.95	2:10.731	2
14	95	Gary Culver		ROD	8	Lola T70 Mk3B	53:18.320	20	1.016	1.016	81.93	2:14.631	14
15	13	Pittard-Wilson		BON	1	Chevron B8	53:24.806	20	7.502	6.486	81.76	2:14.555	10
16	50	Kjallgren-Wills		BON	2	Daren Mk2	53:41.465	20	24.161	16.659	81.34	2:15.967	16
17	29	Bellinger-Ahlers		HUL	1	Cooper Monaco King	53:45.313	20	28.009	3.848	81.24	2:20.511	10
18	47	Pink-Attwood		MAR	6	Lola T210	53:52.265	20	34.961	6.952	81.06	2:18.830	14
19	16	Jolly-Farthing		HUL	2	Cooper Monaco T61M	53:17.487	19	-- 19 laps	3:56.359	77.85	2:22.409	13
20	59	Beebee-Brooks		BON	3	Chevron B8	53:18.133	19	0.646	0.646	77.83	2:23.753	9
21	24	Head A-Head D		PES	1	Porsche 911 RSR	53:21.841	19	4.354	3.708	77.75	2:24.963	6
22	74	Bates M-Bates J		PES	2	Porsche 911 RS	53:21.842	19	4.355	0.001	77.75	2:23.939	5
23	22	Michiel Smits		INV	2	Lola T70 Mk1 Spyder	53:30.004	19	12.517	8.162	77.55	2:22.558	9
24	19	Owen M-Owen A		BON	4	Chevron B8	53:33.675	19	16.188	3.671	77.46	2:20.377	9
25	163	Ward-Furness		MAR	7	Lola T212	53:44.201	19	26.714	10.526	77.21	2:22.901	7
26	78	Birkett-Littlejohn		HUL	3	Ford GT40	53:44.465	19	26.978	0.264	77.20	2:20.554	14
27	202	Gomes-Claridge		INV	3	Lotus 47 GT	53:47.506	19	30.019	3.041	77.12	2:22.895	5
28	48	Dan Gibson		ROD	9	Lola T70 Mk3B	41:16.707	18	-- 18 laps		95.22	2:07.465	12
29	72	Jamie Boot		SIF	1	Chevron B16	53:16.216	18	11:59.509	11:59.50	73.78	2:29.751	10
30	77	Wright-Twymman		HUL	4	Ford GT40	53:18.612	18	12:01.905	2.396	73.73	2:23.289	11
31	160	Michael Birch		INV	4	Elva GT160	53:28.148	18	12:11.441	9.536	73.51	2:33.513	12
32	36	Roland Lewis		HUL	5	Hamill SR3	53:37.500	18	12:20.793	9.352	73.29	2:30.710	13
33	73	Keith Martin		MAR	8	Dulon Dino LD10B	53:39.326	18	12:22.619	1.826	73.25	2:35.668	14
34	911	Alain Gadal		PES	3	Porsche 911RS	53:40.178	18	12:23.471	0.852	73.23	2:35.771	6
35	83	Maeers-Martin		HUL	6	Lola T70 Mk2 Spyder	53:56.273	18	12:39.566	16.095	72.87	2:28.780	11
36	123	Ross Hyett		SIF	2	Chevron B16	53:18.923	17	-- 17 laps	3:54.113	69.62	2:21.523	10
37	223	Middlehurst-Kubota		HUL	7	Lotus 23B	53:33.136	17	14.213	14.213	69.31	2:32.023	8
38	150	Haddon-Martin		INV	5	GRD S72	38:12.253	16	-- 16 laps		91.45	2:11.078	8
39	62	Donn-Foley		MAR	9	Coldwell C14	43:54.849	15	-- 15 laps	8:02.532	74.58	2:24.972	1

Session Start: 15:05:13 - Finish: 15:58:28

Weather/Track Conditions: Bright / Dry

Circuit: Silverstone Historic Grand Prix

Track Length: 5.857 Km - 3.6394 miles

Chief Steward: John Naylor

Steward: Alex Sinclair

Steward: Rod Parkin



## Silverstone Classic - 28 - 30 Jul 2017

### FIA Masters Historic Sports Cars

### Race 19 - Final Classification

Sheet No:

----- NOT CLASSIFIED -----

DNC 144	Hanson-Pochciol	PES	De Tomaso Pantera	36:53.225	14	-- 14 laps	82.87	2:26.198	5	
DNC 99	Gibson-Ward	ROD	Lola T70 Mk3B	28:14.662	12	-- 12 laps	92.77	2:07.823	12	
DNC 25	Michael Gans	MAR	Lola T290	15:29.284	7	-- 7 laps --	98.69	2:10.267	7	
DNC 9	Padmore-Smith-Hilliard	MAR	Chevron B19	10:58.123	5	-- 5 laps --	99.54	2:07.920	2	
DNC 40	Kirkaldy-Watson	BON	Chevron B8	9:15.001	4	-- 4 laps --	29.341	94.42	2:15.394	2
DNC 45	Hammond-Johnson	BON	Chevron B8	10:55.814	4	1:40.813	1:40.813	79.91	2:36.022	1
DNC 23	Gary Pearson	ROD	Lola T70 Mk3B	4:43.460	2	-- 2 laps --	92.44	2:17.887	1	
DNC 46	Mike Whitaker	HUL	Lola T70 Mk2 Spyder	4:55.350	2	11.890	11.890	88.72	2:26.281	1
DNC 75	Martin Angle	SIF	Chevron B16	4:03.446	1	-- 1 laps --	1:37.165	53.82		

----- FASTEST LAP SUMMARY -----

NO	DRIVER/S	CLASS	CAR MAKE / MODEL	FASTEST LAP	ON	MPH
4	Martin O'Connell	INV	Chevron B19	2:06.845	1	103.29
48	Dan Gibson	ROD	Lola T70 Mk3B	2:07.465	12	102.79
9	Padmore-Smith-Hilliard	MAR	Chevron B19	2:07.920	2	102.42
13	Pitard-Wilson	BON	Chevron B8	2:14.555	10	97.37
29	Bellinger-Ahlers	HUL	Cooper Monaco King Cobra	2:20.511	10	93.24
123	Ross Hyett	SIF	Chevron B16	2:21.523	10	92.58
74	Bates M-Bates J	PES	Porsche 911 RS	2:23.939	5	91.02

Session Start: 15:05:13 - Finish: 15:58:28

Weather/Track Conditions: Bright / Dry

Circuit: Silverstone Historic Grand Prix

Track Length: 5.857 Km - 3.6394 miles

Chief Steward: John Naylor	Steward: Alex Sinclair	Steward: Rod Parkin
----------------------------	------------------------	---------------------



## Silverstone Classic - 28 - 30 Jul 2017

### FIA Masters Historic Sports Cars

### Race 19 - Provisional Classification - AMENDED

Sheet No:

----- NOT CLASSIFIED -----

DNC 144	Hanson-Pochciol	PES	De Tomaso Pantera	36:53.225	14	-- 14 laps	82.87	2:26.198	5	
DNC 99	Gibson-Ward	ROD	Lola T70 Mk3B	28:14.662	12	-- 12 laps	92.77	2:07.823	12	
DNC 25	Michael Gans	MAR	Lola T290	15:29.284	7	-- 7 laps --	98.69	2:10.267	7	
DNC 9	Padmore-Smith-Hilliard	MAR	Chevron B19	10:58.123	5	-- 5 laps --	99.54	2:07.920	2	
DNC 40	Kirkaldy-Watson	BON	Chevron B8	9:15.001	4	-- 4 laps --	29.341	94.42	2:15.394	2
DNC 45	Hammond-Johnson	BON	Chevron B8	10:55.814	4	1:40.813	1:40.813	79.91	2:36.022	1
DNC 23	Gary Pearson	ROD	Lola T70 Mk3B	4:43.460	2	-- 2 laps --	92.44	2:17.887	1	
DNC 46	Mike Whitaker	HUL	Lola T70 Mk2 Spyder	4:55.350	2	11.890	11.890	88.72	2:26.281	1
DNC 75	Martin Angle	SIF	Chevron B16	4:03.446	1	-- 1 laps --	1:37.165	53.82		

----- FASTEST LAP SUMMARY -----

NO	DRIVER/S	CLASS	CAR MAKE / MODEL	FASTEST LAP	ON	MPH
4	Martin O'Connell	INV	Chevron B19	2:06.845	1	103.29
48	Dan Gibson	ROD	Lola T70 Mk3B	2:07.465	12	102.79
9	Padmore-Smith-Hilliard	MAR	Chevron B19	2:07.920	2	102.42
13	Pitard-Wilson	BON	Chevron B8	2:14.555	10	97.37
29	Bellinger-Ahlers	HUL	Cooper Monaco King Cobra	2:20.511	10	93.24
123	Ross Hyett	SIF	Chevron B16	2:21.523	10	92.58
74	Bates M-Bates J	PES	Porsche 911 RS	2:23.939	5	91.02

Car 133 - 5 second time penalty (Exceeding track limits)

Car 83 - 31 second time penalty (Pitted outside pit window)

Cars 4 & 22 - no working transponder

Session Start: 15:05:13 - Finish: 15:58:28

Weather/Track Conditions: Bright / Dry

Circuit: Silverstone Historic Grand Prix

Track Length: 5.857 Km - 3.6394 miles

These results are provisional until the conclusion of any judicial and technical matters.

FIA Race Director: Richard Cuene-Grandidier

Chief Timekeeper: Nick Palmer

Issued at:

# Silverstone Classic - 28 - 30 Jul 2017

## FIA Masters Historic Sports Cars

### Race 19 - Sector Analysis

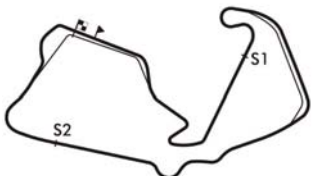
3 Jason Wright (ROD)								Lola T70 Mk3B							
lap	Sect-1	Speed	Sect-2	Speed	Sect-3	Speed	Laptime Pit	lap	Sect-1	Speed	Sect-2	Speed	Sect-3	Speed	Laptime Pit
1		132.9	1:08.042	144.0	25.799	103.6	2:20.821	12	41.408	144.9	1:07.276	150.1	In		2:15.773 P
2	42.107	140.4	1:06.804	150.8	25.191	102.0	2:14.102	13	Out	143.4	1:06.380	152.5	25.427	105.0	3:38.162 P
3	44.008	142.5	1:09.946	153.9	26.520	103.1	2:20.474	14	41.265	145.3	1:07.289	152.2	25.033	104.2	2:13.587
4	43.633	145.6	1:08.647	153.6	25.996	98.1	2:18.276	15	41.423	146.8	1:06.186	151.8	25.354	103.2	2:12.963
5	41.897	146.2	1:07.354	151.1	26.009	103.4	2:15.260	16	40.858	146.2	1:05.899	152.2	25.832	102.8	2:12.589
6	41.977	145.9	1:06.356	153.9	26.430	97.7	2:14.763	17	41.687	141.9	1:06.362	151.1	25.005	103.4	2:13.054
7	42.236	143.1	1:09.015	150.1	25.168	103.2	2:16.419	18	41.104	141.9	1:06.597	149.8	26.437	94.9	2:14.138
8	41.098	146.5	1:04.986	151.8	24.989	101.2	2:11.073	19	45.093	118.1	1:16.103	130.3	29.866	84.0	2:31.062
9	41.284	146.8	1:06.428	150.5	25.665	102.5	2:13.377	20	1:09.366	40.1	2:40.111	41.2	57.308	45.9	4:46.785
10	41.276	147.5	1:05.676	153.2	25.642	101.8	2:12.594	21	1:29.681	39.5	2:19.588	46.2	35.977	94.1	4:25.246
11	41.795	145.9	1:05.622	152.9	26.206	99.3	2:13.623	22							

4 Martin O'Connell (INV)								Chevron B19							
lap	Sect-1	Speed	Sect-2	Speed	Sect-3	Speed	Laptime Pit	lap	Sect-1	Speed	Sect-2	Speed	Sect-3	Speed	Laptime Pit
1							2:06.845	12							2:07.883
2							2:07.002	13							2:07.826
3							2:13.519	14							2:08.354
4							2:11.300	15							2:08.352
5							2:11.946	16							2:10.579
6							2:09.779	17							2:08.346
7							2:09.532	18							2:10.012
8							2:11.953	19							2:45.503
9							2:09.724	20							5:34.833
10							2:14.342	21							4:30.523
11			In		In		3:37.286 P	22							

7 Greensall-Mahmoud (ROD)								Lola T70 Mk3B							
lap	Sect-1	Speed	Sect-2	Speed	Sect-3	Speed	Laptime Pit	lap	Sect-1	Speed	Sect-2	Speed	Sect-3	Speed	Laptime Pit
1		130.6	1:06.727	155.3	25.846	105.5	2:18.143	11	40.792	143.4	1:06.171	154.3	25.025	106.2	2:11.988
2	40.858	138.9	1:04.994	153.9	24.879	106.7	2:10.731	12	41.013	135.6	1:05.665	152.5	In		2:15.070 P
3	44.271	135.0	1:09.834	148.8	25.504	107.4	2:19.609	13	Out	116.7	1:13.465	140.1	28.134	93.5	4:07.195 P
4	42.166	131.8	1:07.734	154.6	25.604	106.2	2:15.504	14	46.056	124.3	1:13.038	144.9	28.095	91.8	2:27.189
5	42.294	138.9	1:06.666	156.1	24.957	105.5	2:13.917	15	44.806	127.3	1:12.926	140.7	27.443	94.1	2:25.175
6	40.723	137.8	1:07.124	156.4	25.466	105.2	2:13.313	16	44.706	133.2	1:12.054	149.1	30.210	85.1	2:26.970
7	40.690	143.7	1:05.106	156.1	25.121	106.0	2:10.917	17	47.269	133.7	1:12.386	143.7	27.326	91.1	2:26.981
8	41.507	141.3	1:05.485	156.8	24.651	107.2	2:11.643	18	46.248	129.1	1:15.791	102.6	32.662	76.0	2:34.701
9	41.563	142.5	1:04.727	155.7	25.122	104.2	2:11.412	19	1:41.626	25.0	2:55.343	41.7	57.496	47.7	5:34.465
10	40.895	145.6	1:05.352	154.6	25.469	107.0	2:11.716	20	1:27.968	52.1	2:20.071	51.5	42.626	82.4	4:30.665

9 Padmore-Smith-Hilliard (MAR)								Chevron B19							
lap	Sect-1	Speed	Sect-2	Speed	Sect-3	Speed	Laptime Pit	lap	Sect-1	Speed	Sect-2	Speed	Sect-3	Speed	Laptime Pit
1		137.8	1:03.945	142.8	23.597	105.2	2:08.936	4	41.408	141.3	1:06.028	144.3	24.705	106.7	2:12.141
2	40.284	141.6	1:03.921		23.715	106.5	2:07.920	5	40.784	140.7	1:05.591	145.3	26.088	94.9	2:12.463
3	44.054	137.5	1:08.319	143.4	24.290	105.4	2:16.663	6							

13 Pittard-Wilson (BON)								Chevron B8							
lap	Sect-1	Speed	Sect-2	Speed	Sect-3	Speed	Laptime Pit	lap	Sect-1	Speed	Sect-2	Speed	Sect-3	Speed	Laptime Pit
1		132.6	1:09.246	135.3	25.659	99.7	2:21.632	11	42.161	132.1	1:08.180	134.2	24.962	99.9	2:15.303
2	42.242	135.0	1:09.017	140.1	25.072	98.1	2:16.331	12	41.834	131.8	1:08.058	134.8	In		2:18.521 P
3	44.550	135.3	1:08.572	140.4	25.647	99.9	2:18.769	13	Out	120.9	1:14.633	133.2	28.927	83.2	3:59.329 P
4	43.707	130.6	1:09.559	141.0	25.255	100.8	2:18.521	14	46.002	128.8	1:14.215	132.6	28.777	89.1	2:28.994
5	42.891	132.1	1:08.957	138.1	25.160	98.7	2:17.008	15	46.120	130.3	1:13.554	132.9	28.380	88.7	2:28.054
6	42.781	133.2	1:08.361	136.7	26.691	92.6	2:17.833	16	45.445	129.8	1:12.620	132.9	29.956	87.8	2:28.021
7	43.528	127.3	1:11.441	132.9	25.848	100.8	2:20.817	17	46.226	127.6	1:13.054	133.2	29.588	85.9	2:28.868
8	42.851	132.4	1:08.396	133.7	25.263	96.4	2:16.510	18	46.664	128.1	1:15.149	109.3	31.317	84.3	2:33.130
9	41.712	132.9	1:07.692	133.4	25.214	100.5	2:14.618	19	1:14.794	41.0	2:50.014	37.4	57.495	40.2	5:02.303
10	41.752	132.6	1:07.788	134.5	25.015	100.5	2:14.555	20	1:28.317	46.1	2:20.403	50.0	36.969	90.0	4:25.689



**Session Start: 15:05:13 - Finish: 15:58:28**  
**Weather/Track Conditions: Bright / Dry**  
**Circuit: Silverstone Historic Grand Prix**  
**Track Length: 5.857 Km - 3.6394 miles**

# Silverstone Classic - 28 - 30 Jul 2017

## FIA Masters Historic Sports Cars

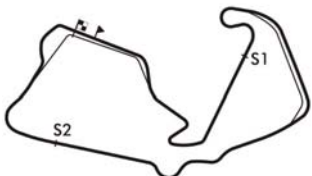
### Race 19 - Sector Analysis

14 Oliver Bryant (ROD)								Lola T70 Mk3B							
lap	Sect-1	Speed	Sect-2	Speed	Sect-3	Speed	Laptime Pit	lap	Sect-1	Speed	Sect-2	Speed	Sect-3	Speed	Laptime Pit
1		138.7	1:07.583	155.0	25.735	102.0	2:19.875	12	40.837	144.9	1:05.039	152.5	25.232	100.3	2:11.108
2	41.122	138.1	1:06.250	152.5	25.506	104.4	2:12.878	13	40.821	145.9	1:05.003	153.2	In		2:15.376 P
3	44.034	123.8	1:10.819	152.5	26.000	99.9	2:20.853	14	Out	142.8	1:04.969	152.5	24.444	105.5	3:34.976 P
4	42.389	142.5	1:07.144	153.2	25.663	103.6	2:15.196	15	39.955	147.5	1:04.611	154.3	24.437	105.4	2:09.003
5	41.319	142.2	1:06.663	153.2	25.336	103.4	2:13.318	16	40.715	148.1	1:04.449	152.5	24.684	103.7	2:09.848
6	40.560	147.5	1:11.333	153.9	25.178	102.1	2:17.071	17	40.665	144.6	1:04.495	155.3	24.698	106.7	2:09.858
7	41.829	143.4	1:05.641	151.1	25.147	105.2	2:12.617	18	41.140	145.6	1:10.982	128.3	28.994	79.3	2:21.116
8	40.935	144.6	1:05.791	152.2	25.049	93.3	2:11.775	19	48.441	112.6	1:17.569	125.9	30.537	82.7	2:36.547
9	43.246	138.1	1:05.579	152.9	24.923	105.0	2:13.748	20	1:11.465	39.4	2:45.565	37.7	56.383	39.5	4:53.413
10	40.594	146.5	1:06.166	155.0	25.284	103.2	2:12.044	21	1:28.395	44.4	2:21.038	50.3	37.186	92.6	4:26.619
11	40.663	145.3	1:05.161	144.0	25.548	102.9	2:11.372	22							

16 Jolly-Farthing (HUL)								Cooper Monaco T61M							
lap	Sect-1	Speed	Sect-2	Speed	Sect-3	Speed	Laptime Pit	lap	Sect-1	Speed	Sect-2	Speed	Sect-3	Speed	Laptime Pit
1		130.1	1:11.965	140.4	27.465	96.3	2:31.713	11	Out	120.1	1:12.680	149.8	28.099	97.0	4:05.897 P
2	49.889	114.1	1:21.198	150.5	28.922	86.3	2:40.009	12	44.269	139.2	1:11.121	155.0	27.636	90.2	2:23.026
3	49.090	121.1	1:17.175	151.8	28.733	91.2	2:34.998	13	44.389	134.2	1:10.508	154.6	27.512	97.4	2:22.409
4	47.063	130.3	1:15.107	152.5	28.352	91.8	2:30.522	14	44.251	139.2	1:10.631	155.3	27.933	97.7	2:22.815
5	45.347	136.4	1:13.233	153.6	27.885	94.3	2:26.465	15	44.032	135.8	1:11.836	152.9	28.117	96.4	2:23.985
6	44.368	132.4	1:12.088	148.5	27.452	97.7	2:23.908	16	44.401	135.8	1:11.540	155.0	27.673	96.1	2:23.614
7	45.132	134.8	1:11.010	153.9	27.823	92.7	2:23.965	17	55.990	81.2	1:28.401	103.1	32.384	95.6	2:56.775
8	45.695	140.1	1:10.912	153.2	27.276	93.2	2:23.883	18	1:11.462	25.2	2:54.646	39.7	57.649	48.5	5:03.757
9	44.141	133.7	1:11.435	150.8	28.351	92.2	2:23.927	19	1:27.831	50.8	2:20.172	50.9	41.896	83.8	4:29.899
10	44.380	132.1	1:11.246	144.9	In		2:25.920 P	20							

19 Owen M-Owen A (BON)								Chevron B8							
lap	Sect-1	Speed	Sect-2	Speed	Sect-3	Speed	Laptime Pit	lap	Sect-1	Speed	Sect-2	Speed	Sect-3	Speed	Laptime Pit
1		131.8	1:10.788	134.5	26.306	98.7	2:26.927	11	Out	125.7	1:13.569	133.7	29.182	83.2	4:03.437 P
2	53.778	125.2	1:20.028	132.4	In		2:42.401 P	12	46.963	128.3	1:13.450	133.4	28.786	85.3	2:29.199
3	Out	128.3	1:15.216	136.1	29.041	86.0	3:11.687 P	13	46.494	120.1	1:13.787	132.6	29.000	84.8	2:29.281
4	48.103	126.6	1:17.749	133.4	27.004	95.3	2:32.856	14	45.861	128.3	1:13.218	131.8	28.459	85.5	2:27.538
5	46.178	128.6	1:12.156	133.9	26.924	87.8	2:25.258	15	46.722	126.6	1:14.127	132.1	28.873	89.0	2:29.722
6	44.143	130.3	1:10.967	132.4	26.342	96.4	2:21.452	16	47.127	127.3	1:15.524	132.4	31.032	68.9	2:33.683
7	44.571	130.3	1:10.925	133.9	26.680	92.6	2:22.176	17	53.002	125.4	1:16.095	129.1	29.906	89.8	2:39.003
8	44.703	131.3	1:10.363	132.9	26.578	95.5	2:21.644	18	1:09.026	42.8	2:40.579	40.3	56.650	52.2	4:46.255
9	43.458	132.4	1:10.018	134.5	26.901	96.7	2:20.377	19	1:30.219	40.3	2:19.522	48.0	36.173	88.3	4:25.914
10	43.518	131.3	1:10.489	133.2	In		2:24.865 P	20							

21 Tandy-Osborne (ROD)								Lola T70 Mk3B							
lap	Sect-1	Speed	Sect-2	Speed	Sect-3	Speed	Laptime Pit	lap	Sect-1	Speed	Sect-2	Speed	Sect-3	Speed	Laptime Pit
1		136.4	1:07.854	152.9	26.614	95.2	2:20.269	12	40.962	143.1	1:04.373	151.5	24.574	105.8	2:09.909
2	43.268	133.4	1:07.358	150.8	25.323	104.2	2:15.949	13	40.860	141.6	1:05.320	152.9	24.357	104.5	2:10.537
3	43.471	143.1	1:10.102	153.9	26.168	100.2	2:19.741	14	40.585	146.2	1:05.064	151.8	24.575	103.6	2:10.224
4	44.377	141.6	1:08.144	154.3	26.122	100.8	2:18.643	15	39.914	146.2	1:04.343	150.1	24.354	103.9	2:08.611
5	43.719	125.0	1:07.373	153.9	25.249	102.6	2:16.341	16	39.672	147.2	1:03.951	151.5	24.236	103.1	2:07.859
6	41.834	141.9	1:07.549	153.9	26.109	96.7	2:15.492	17	39.753	146.5	1:05.377	150.1	24.195	102.1	2:09.325
7	42.621	140.1	1:08.334	151.1	25.100	94.9	2:16.055	18	40.115	145.9	1:04.720	151.8	31.853	54.0	2:16.688
8	41.560	142.5	1:05.518	152.2	25.661	80.7	2:12.739	19	52.365	112.4	1:12.701	123.4	28.594	86.8	2:33.660
9	41.926	140.4	1:05.953	151.5	25.283	102.1	2:13.162	20	1:14.687	45.3	2:42.777	40.8	56.657	49.1	4:54.121
10	42.364	141.3	1:06.297	151.8	In		2:18.883 P	21	1:29.542	40.2	2:20.597	47.7	34.861	91.1	4:25.000
11	Out	144.6	1:05.239	151.1	24.571	104.4	3:37.839 P	22							



**Session Start: 15:05:13 - Finish: 15:58:28**  
**Weather/Track Conditions: Bright / Dry**  
**Circuit: Silverstone Historic Grand Prix**  
**Track Length: 5.857 Km - 3.6394 miles**

# Silverstone Classic - 28 - 30 Jul 2017

## FIA Masters Historic Sports Cars

### Race 19 - Sector Analysis

22 Michiel Smits (INV)								Lola T70 Mk1 Spyder							
lap	Sect-1	Speed	Sect-2	Speed	Sect-3	Speed	Laptime Pit	lap	Sect-1	Speed	Sect-2	Speed	Sect-3	Speed	Laptime Pit
1							2:27.924	11							2:33.941
2							2:38.030	12			In		In		3:44.618 P
3							2:58.255	13							2:23.344
4							2:41.672	14							2:23.905
5							2:26.647	15							2:23.169
6							2:23.961	16							2:30.320
7							2:25.646	17							2:33.486
8							2:25.352	18							4:53.700
9							2:22.558	19							4:25.242
10							2:48.234	20							

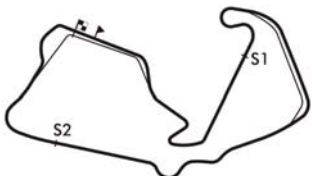
23 Gary Pearson (ROD)								Lola T70 Mk3B							
lap	Sect-1	Speed	Sect-2	Speed	Sect-3	Speed	Laptime Pit	lap	Sect-1	Speed	Sect-2	Speed	Sect-3	Speed	Laptime Pit
1		133.2	1:07.148		26.224	97.0	2:17.887	2	44.026	121.1	1:12.673				2:25.573

24 Head A-Head D (PES)								Porsche 911 RSR							
lap	Sect-1	Speed	Sect-2	Speed	Sect-3	Speed	Laptime Pit	lap	Sect-1	Speed	Sect-2	Speed	Sect-3	Speed	Laptime Pit
1		121.4	1:15.314	127.3	27.597	92.4	2:37.952	11	46.494	121.1	1:13.697	128.6	In		2:30.966 P
2	48.785	120.3	1:17.960	128.6	27.835	91.4	2:34.580	12	Out	123.6	1:14.552	128.1	28.976	85.9	3:58.877 P
3	48.439	120.9	1:14.082	130.3	28.130	91.6	2:30.651	13	46.517	122.9	1:13.661	128.3	28.797	88.5	2:28.975
4	44.954	126.1	1:13.331	125.7	27.396	90.7	2:25.681	14	45.265	125.2	1:13.267	129.8	28.802	85.6	2:27.334
5	44.821	124.3	1:13.153	127.3	27.309	91.3	2:25.283	15	45.048	124.3	1:13.883	127.6	28.787	85.5	2:27.718
6	44.910	122.5	1:12.840	126.6	27.213	91.7	2:24.963	16	45.493	122.0	1:14.088	127.8	27.846	86.9	2:27.427
7	44.809	122.7	1:12.995	125.0	27.471	90.9	2:25.275	17	50.706	106.2	1:22.720	114.3	33.516	81.7	2:46.942
8	44.718	122.7	1:12.758	127.6	27.925	91.9	2:25.401	18	1:14.456	27.5	2:50.894	40.6	58.024	43.1	5:03.374
9	45.227	122.9	1:13.077	127.1	27.476	90.7	2:25.780	19	1:29.111	49.6	2:18.221	47.8	40.184	79.2	4:27.516
10	45.298	122.0	1:13.611	127.1	28.237	89.2	2:27.146	20							

25 Michael Gans (MAR)								Lola T290							
lap	Sect-1	Speed	Sect-2	Speed	Sect-3	Speed	Laptime Pit	lap	Sect-1	Speed	Sect-2	Speed	Sect-3	Speed	Laptime Pit
1		133.2	1:06.353	135.0	24.196	102.1	2:13.752	5	41.113	137.5	1:06.630	141.9	24.123	104.4	2:11.866
2	40.923	133.7	1:05.877	135.8	23.824	103.1	2:10.624	6	41.964	134.2	1:06.373	140.4	24.199	100.3	2:12.536
3	43.420	134.2	1:09.124	139.5	24.357	101.7	2:16.901	7	40.315	137.8	1:05.188	137.5	24.764	83.7	2:10.267
4	42.074	135.6	1:06.738	139.5	24.526	105.0	2:13.338	8							

29 Bellinger-Ahlers (HUL)								Cooper Monaco King Cobra							
lap	Sect-1	Speed	Sect-2	Speed	Sect-3	Speed	Laptime Pit	lap	Sect-1	Speed	Sect-2	Speed	Sect-3	Speed	Laptime Pit
1		133.2	1:10.605		26.678	96.7	2:25.905	11	44.164	133.4	1:10.129		27.645	94.8	2:21.938
2	44.675	129.1	1:18.147		27.554	92.2	2:30.376	12	44.248	125.2	1:10.817		In		2:26.161 P
3	49.379	122.9	1:15.677		27.349	91.2	2:32.405	13	Out	140.1	1:16.000		27.658	98.0	3:53.097 P
4	46.156	127.6	1:13.897		27.115	95.1	2:27.168	14	46.480	127.3	1:10.508		28.444	96.1	2:25.432
5	45.332	125.2	1:13.339		27.091	92.9	2:25.762	15	45.474	135.6	1:10.432		27.254	94.8	2:23.160
6	44.694	131.3	1:11.978		27.023	100.3	2:23.695	16	44.597	130.8	1:10.324		28.166	92.1	2:23.087
7	44.017	129.8	1:11.082		26.836	92.8	2:21.935	17	44.520	130.1	1:11.842		30.253	84.3	2:26.615
8	44.524	134.2	1:09.545		26.460	95.6	2:20.529	18	47.544	109.7	1:19.712	109.7	32.050	73.7	2:39.306
9	43.878	133.9	1:10.191		27.559	84.2	2:21.628	19	54.715	68.6	2:19.477		56.681	35.3	4:10.873
10	43.881	138.4	1:10.138		26.492	97.5	2:20.511	20	1:27.886	33.9	2:20.071	37.9	37.773	87.6	4:25.730

36 Roland Lewis (HUL)								Hamill SR3							
lap	Sect-1	Speed	Sect-2	Speed	Sect-3	Speed	Laptime Pit	lap	Sect-1	Speed	Sect-2	Speed	Sect-3	Speed	Laptime Pit
1		121.1	1:17.145	142.2	30.433	86.3	2:46.637	10	47.597	120.5	1:16.709	130.8	In		2:42.221 P
2	50.468	123.6	1:25.640	136.7	31.750	82.3	2:47.858	11	Out	127.3	1:13.691	131.8	29.666	94.0	3:58.978 P
3	51.773	109.8	1:21.473		31.313	85.6	2:44.559	12	46.916	131.8	1:14.293	130.6	30.023	74.6	2:31.232
4	48.600	133.4	1:19.647	136.1	30.730	89.2	2:38.977	13	47.148	130.6	1:14.378	145.3	29.184	95.3	2:30.710
5	47.709	134.2	1:16.657	146.2	30.945	91.8	2:35.311	14	47.310	126.1	1:15.063	140.7	31.610	90.2	2:33.983
6	48.436	124.0	1:17.319	137.2	30.004	91.9	2:35.759	15	47.750	129.3	1:16.850	129.1	30.075	81.9	2:34.675
7	47.130	137.2	1:16.407	132.4	30.426	92.8	2:33.963	16	58.431	79.6	1:28.486	102.0	In		3:07.436 P
8	48.279	143.4	1:17.341	128.8	30.736	90.1	2:36.356	17	Out	85.3	2:38.960	41.4	56.735	39.2	5:18.632 P
9	47.310	125.4	1:16.057	133.4	29.785	94.0	2:33.152	18	1:29.059	41.2	2:19.920	43.8	38.082	86.8	4:27.061



**Session Start: 15:05:13 - Finish: 15:58:28**  
**Weather/Track Conditions: Bright / Dry**  
**Circuit: Silverstone Historic Grand Prix**  
**Track Length: 5.857 Km - 3.6394 miles**

# Silverstone Classic - 28 - 30 Jul 2017

## FIA Masters Historic Sports Cars

### Race 19 - Sector Analysis

40 Kirkaldy-Watson (BON)							Chevron B8										
lap	Sect-1	Speed	Sect-2	Speed	Sect-3	Speed	Laptime	Pit	lap	Sect-1	Speed	Sect-2	Speed	Sect-3	Speed	Laptime	Pit
1		132.1	1:09.044	142.8	26.227	99.3	2:22.406		3	44.244	137.2	1:08.556	143.4	25.909	99.3	2:18.709	
2	41.819	132.4	1:08.496	138.7	25.079	99.7	2:15.394		4	43.998	133.7	1:08.958	143.1	25.536	100.8	2:18.492	

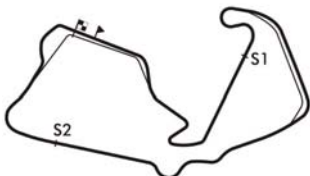
44 Garofall-Hall (MAR)							Lola T212										
lap	Sect-1	Speed	Sect-2	Speed	Sect-3	Speed	Laptime	Pit	lap	Sect-1	Speed	Sect-2	Speed	Sect-3	Speed	Laptime	Pit
1		137.5	1:04.945	140.7	24.452	105.0	2:11.337		12	40.982	137.8	1:05.535	141.0	25.192	105.0	2:11.709	
2	40.280	138.9	1:05.668	138.7	24.769	102.9	2:10.717		13	40.509	138.4	1:04.742	142.2	In		2:12.558	P
3	42.933	137.0	1:08.985	140.1	25.316	102.8	2:17.234		14	Out	135.8	1:06.950	137.5	24.902	103.1	3:39.818	P
4	42.447	137.5	1:07.697	139.8	24.796	102.8	2:14.940		15	41.969	138.1	1:06.665	138.4	24.776	102.0	2:13.410	
5	41.048	138.4	1:06.663	141.3	24.411	104.9	2:12.122		16	41.524	137.8	1:07.022	138.9	26.216	89.4	2:14.762	
6	42.024	133.7	1:05.956	141.6	24.222	101.8	2:12.202		17	42.528	134.5	1:06.210	138.9	24.546	103.7	2:13.284	
7	40.383	138.1	1:05.152	137.2	24.116	104.9	2:09.651		18	42.525	135.6	1:05.830	138.7	25.284	100.5	2:13.639	
8	40.976	138.1	1:06.057	138.1	24.394	104.9	2:11.427		19	44.333	111.5	1:23.007	108.2	32.951	84.4	2:40.291	
9	40.473	140.1	1:06.613	139.5	24.473	104.0	2:11.559		20	1:15.792	29.5	2:52.149	34.4	58.106	41.0	5:06.047	
10	41.012	137.8	1:05.076	139.2	24.501	103.2	2:10.589		21	1:27.638	46.3	2:20.728	52.2	36.563	98.1	4:24.929	
11	40.643	138.4	1:04.860	139.2	24.932	101.5	2:10.435		22								

45 Hammond-Johnson (BON)							Chevron B8										
lap	Sect-1	Speed	Sect-2	Speed	Sect-3	Speed	Laptime	Pit	lap	Sect-1	Speed	Sect-2	Speed	Sect-3	Speed	Laptime	Pit
1		115.9	1:13.238	133.2	27.529	89.4	2:36.022		3	48.778	123.6	1:20.564	113.2	31.245	78.4	2:40.587	
2	50.217	115.1	1:21.581	131.6	28.712	92.1	2:40.510		4	49.249	106.7	1:21.361	109.1	In		2:58.695	P

46 Mike Whitaker (HUL)							Lola T70 Mk2 Spyder										
lap	Sect-1	Speed	Sect-2	Speed	Sect-3	Speed	Laptime	Pit	lap	Sect-1	Speed	Sect-2	Speed	Sect-3	Speed	Laptime	Pit
1		133.7	1:10.198	147.8	26.843	95.3	2:26.281		2	43.949	135.8	1:15.929	102.9	In		2:29.069	P

47 Pink-Attwood (MAR)							Lola T210										
lap	Sect-1	Speed	Sect-2	Speed	Sect-3	Speed	Laptime	Pit	lap	Sect-1	Speed	Sect-2	Speed	Sect-3	Speed	Laptime	Pit
1		122.5	1:12.141	138.4	27.340	97.3	2:29.339		11	44.932	128.8	1:11.531	137.0	In		2:27.793	P
2	47.797	125.7	1:18.721	129.1	28.840	80.5	2:35.358		12	Out	131.6	1:09.573	137.8	27.140	95.3	3:51.462	P
3	48.099	127.6	1:21.063	133.9	30.249	81.6	2:39.411		13	43.587	132.1	1:09.322	136.7	26.241	99.6	2:19.150	
4	46.287	128.6	1:16.349	134.8	27.889	90.7	2:30.525		14	43.337	132.1	1:09.393	136.7	26.100	100.5	2:18.830	
5	45.825	128.8	1:13.464	134.8	28.232	91.4	2:27.521		15	42.740	131.3	1:10.201	135.3	26.809	95.2	2:19.750	
6	44.677	129.3	1:12.691	133.9	27.069	95.1	2:24.437		16	43.290	132.1	1:09.458	135.0	26.105	101.7	2:18.853	
7	44.540	130.3	1:13.660	136.7	27.191	96.0	2:25.391		17	42.652	134.2	1:14.538	119.4	29.599	88.3	2:26.789	
8	46.311	128.6	1:12.163	136.7	26.654	96.1	2:25.128		18	47.025	116.1	1:16.838	129.1	28.142	86.0	2:32.005	
9	44.320	129.3	1:12.464	137.5	27.452	96.0	2:24.236		19	48.376	87.0	2:18.807	47.3	54.357	37.5	4:01.540	
10	45.159	131.8	1:11.339	134.8	27.112	95.7	2:23.610		20	1:29.044	36.4	2:19.395	43.2	42.698	80.6	4:31.137	

48 Dan Gibson (ROD)							Lola T70 Mk3B										
lap	Sect-1	Speed	Sect-2	Speed	Sect-3	Speed	Laptime	Pit	lap	Sect-1	Speed	Sect-2	Speed	Sect-3	Speed	Laptime	Pit
1		144.6	1:03.763	155.3	24.308	102.8	2:08.637		10	39.800	150.8	1:03.747	155.0	In		2:12.803	P
2	40.189	149.8	1:03.648	155.0	24.172	105.8	2:08.009		11	Out	149.5	1:03.838	156.4	24.222	104.7	3:30.547	P
3	43.644	145.9	1:07.782	155.0	24.710	104.4	2:16.136		12	39.850	149.5	1:03.625	158.3	23.990	106.2	2:07.465	
4	41.532	149.8	1:06.017	155.0	24.621	107.5	2:12.170		13	39.761	150.1	1:03.925	157.5	24.235	106.5	2:07.921	
5	40.528	149.8	1:06.461	155.7	25.994	98.0	2:12.983		14	39.768	151.8	1:04.160	156.4	24.373	106.2	2:08.301	
6	40.527	147.5	1:05.723	155.0	24.491	106.4	2:10.741		15	40.308	148.5	1:03.643	157.2	24.229	106.9	2:08.180	
7	40.479	147.8	1:06.082	152.9	24.879	106.4	2:11.440		16	39.746	150.8	1:03.986	157.9	25.459	101.4	2:09.191	
8	40.590	149.1	1:04.540	155.3	25.026	104.4	2:10.156		17	40.041	151.1	1:04.309	155.7	24.333	106.4	2:08.683	
9	40.621	150.1	1:05.991	152.2	24.251	105.4	2:10.863		18	48.938	98.4	1:35.296	96.4	In		3:02.481	P



**Session Start: 15:05:13 - Finish: 15:58:28**  
**Weather/Track Conditions: Bright / Dry**  
**Circuit: Silverstone Historic Grand Prix**  
**Track Length: 5.857 Km - 3.6394 miles**



# Silverstone Classic - 28 - 30 Jul 2017

## FIA Masters Historic Sports Cars

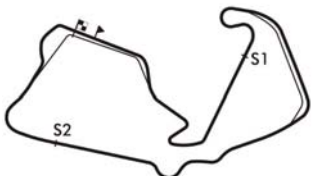
### Race 19 - Sector Analysis

50 Kjallgren-Wills (BON)								Daren Mk2							
lap	Sect-1	Speed	Sect-2	Speed	Sect-3	Speed	Laptime Pit	lap	Sect-1	Speed	Sect-2	Speed	Sect-3	Speed	Laptime Pit
1		123.8	1:11.759	134.8	27.194	99.6	2:30.140	11	43.268	130.6	1:11.136	135.0	In		2:26.214 P
2	47.907	120.3	1:18.345	130.8	29.188	91.6	2:35.440	12	Out	121.1	1:09.224	135.0	25.431	99.0	3:42.863 P
3	50.842	125.9	1:18.114	133.4	30.106	92.9	2:39.062	13	42.764	131.6	1:09.102	134.8	25.620	100.2	2:17.486
4	46.180	130.1	1:14.923	133.7	27.770	94.9	2:28.873	14	42.981	130.8	1:07.857	135.3	26.512	97.7	2:17.350
5	45.422	128.6	1:12.694	134.8	26.693	95.1	2:24.809	15	44.130	132.1	1:08.759	133.4	25.584	100.0	2:18.473
6	45.097	128.6	1:12.254	132.1	26.573	97.1	2:23.924	16	42.282	131.8	1:08.206	134.5	25.479	100.5	2:15.967
7	44.169	129.6	1:12.877	132.9	26.841	97.4	2:23.887	17	41.950	132.9	1:12.132	101.2	32.169	88.3	2:26.251
8	44.476	126.1	1:11.530	134.5	27.159	97.8	2:23.165	18	50.613	93.7	1:26.049	106.2	31.931	76.9	2:48.593
9	43.817	130.8	1:10.997	133.9	26.518	98.3	2:21.332	19	53.767	89.5	2:19.676	42.5	56.866	46.2	4:10.309
10	43.966	130.1	1:12.170	133.9	26.184	94.8	2:22.320	20	1:27.615	35.5	2:20.364	41.2	37.028	84.1	4:25.007

52 Robert Oldershaw (MAR)								Lola T212							
lap	Sect-1	Speed	Sect-2	Speed	Sect-3	Speed	Laptime Pit	lap	Sect-1	Speed	Sect-2	Speed	Sect-3	Speed	Laptime Pit
1		132.6	1:06.070	138.4	24.923	101.7	2:15.235	12	Out	135.0	1:05.923	137.0	24.205	104.4	3:43.694 P
2	40.476	135.8	1:06.704	138.9	24.585	103.6	2:11.765	13	40.584	135.8	1:05.009	139.5	25.894	96.7	2:11.487
3	44.843	133.4	1:10.241	137.5	25.514	103.1	2:20.598	14	40.771	135.8	1:05.696	137.5	25.147	100.0	2:11.614
4	42.768	136.4	1:08.253	138.4	25.606	101.7	2:16.627	15	40.305	137.8	1:05.123	139.5	23.890	102.8	2:09.318
5	42.279	133.4	1:07.857	138.9	24.596	103.2	2:14.732	16	40.515	137.0	1:06.457	136.4	24.470	99.9	2:11.442
6	40.857	136.7	1:09.922	142.8	25.061	99.3	2:15.840	17	40.689	134.5	1:05.592	135.8	24.242	103.2	2:10.523
7	42.364	133.9	1:06.268	136.7	24.505	97.1	2:13.137	18	40.356	136.7	1:06.714	136.4	32.707	66.2	2:19.777
8	41.128	137.5	1:07.437	136.7	24.870	100.3	2:13.435	19	50.600	118.8	1:12.689	131.6	30.688	83.7	2:33.977
9	41.382	134.5	1:05.264	136.7	24.889	100.2	2:11.535	20	1:13.573	45.8	2:44.246	40.3	55.819	41.9	4:53.638
10	40.532	135.8	1:05.257	137.0	24.240	102.6	2:10.029	21	1:29.922	41.5	2:19.594	46.8	36.325	80.5	4:25.841
11	42.061	136.1	1:07.195	137.2	In		2:15.759 P	22							

59 Beebee-Brooks (BON)								Chevron B8							
lap	Sect-1	Speed	Sect-2	Speed	Sect-3	Speed	Laptime Pit	lap	Sect-1	Speed	Sect-2	Speed	Sect-3	Speed	Laptime Pit
1		127.8	1:11.602	132.6	27.544	89.0	2:29.689	11	44.817	127.1	1:12.036	129.8	In		2:26.733 P
2	50.458	120.5	1:17.319	122.7	28.800	85.6	2:36.577	12	Out	129.3	1:14.018	131.6	27.326	92.9	3:56.375 P
3	49.783	120.3	1:18.418	128.3	29.296	90.1	2:37.497	13	45.286	126.1	1:11.862	129.6	27.067	95.2	2:24.215
4	44.665	128.8	1:23.067	130.6	27.498	93.2	2:35.230	14	46.403	122.5	1:11.507	130.8	26.622	92.4	2:24.532
5	44.892	128.1	1:13.173	132.6	27.661	86.6	2:25.726	15	44.647	127.3	1:12.441	129.8	26.947	95.1	2:24.035
6	46.033	126.1	1:11.695	129.1	26.836	95.6	2:24.564	16	44.984	126.1	1:12.549	129.3	26.808	95.6	2:24.341
7	45.067	125.7	1:11.766	131.6	27.375	90.1	2:24.208	17	54.986	75.1	1:28.371	110.6	32.705	86.8	2:56.062
8	44.556	130.6	1:11.675	131.8	27.534	88.0	2:23.765	18	1:12.796	24.6	2:54.327	38.7	57.382	41.6	5:04.505
9	44.504	129.6	1:12.107	131.8	27.142	88.2	2:23.753	19	1:27.934	45.0	2:20.359	47.2	41.021	85.3	4:29.314
10	46.572	128.1	1:12.899	125.9	27.541	87.4	2:27.012	20							

62 Donn-Foley (MAR)								Coldwell C14							
lap	Sect-1	Speed	Sect-2	Speed	Sect-3	Speed	Laptime Pit	lap	Sect-1	Speed	Sect-2	Speed	Sect-3	Speed	Laptime Pit
1		135.6	1:10.775	126.4	26.192	95.3	2:24.972	9	49.289	112.8	1:16.732	110.9	In		2:40.753 P
2	45.288	116.3	1:21.097	116.5	27.622	94.4	2:34.007	10	Out	101.5	1:16.966	114.7	28.948	89.8	8:21.054 P
3	49.682	115.3	1:18.144	114.9	27.206	94.9	2:35.032	11	47.712	111.3	1:15.339	113.9	27.896	93.7	2:30.947
4	46.648	113.2	1:14.830	114.3	26.964	94.4	2:28.442	12	49.558	108.8	1:15.875	113.6	30.363	90.2	2:35.796
5	45.610	116.1	1:14.510	114.1	27.257	90.9	2:27.377	13	47.489	109.8	1:14.966	110.7	29.038	89.0	2:31.493
6	47.639	112.6	1:14.442	111.7	27.814	92.6	2:29.895	14	47.532	110.0	1:15.610	101.7	32.080	86.9	2:35.222
7	47.378	113.2	1:14.817	112.8	27.693	85.9	2:29.888	15	50.401	108.8	1:16.424	110.4	30.519	83.5	2:37.344
8	48.337	111.3	1:17.236	110.0	27.054	93.3	2:32.627	16							



**Session Start: 15:05:13 - Finish: 15:58:28**  
**Weather/Track Conditions: Bright / Dry**  
**Circuit: Silverstone Historic Grand Prix**  
**Track Length: 5.857 Km - 3.6394 miles**

# Silverstone Classic - 28 - 30 Jul 2017

## FIA Masters Historic Sports Cars

### Race 19 - Sector Analysis

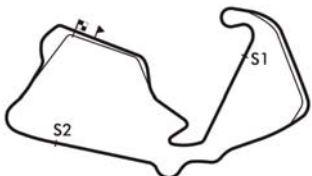
65 Ferrao-Stretton (MAR)								Lola T292							
lap	Sect-1	Speed	Sect-2	Speed	Sect-3	Speed	Laptime Pit	lap	Sect-1	Speed	Sect-2	Speed	Sect-3	Speed	Laptime Pit
1		133.4	1:06.035	137.8	24.133	105.7	2:14.519	12	40.985	136.7	1:05.727	138.9	23.961	104.9	2:10.673
2	40.864	134.8	1:06.623	139.5	24.662	98.4	2:12.149	13	41.400	133.4	1:04.660	139.8	23.906	102.9	2:09.966
3	44.594	133.4	1:10.417	137.0	25.347	104.4	2:20.358	14	42.120	133.7	1:05.708	138.7	24.738	95.3	2:12.566
4	43.084	135.3	1:08.710	140.4	25.671	101.1	2:17.465	15	40.597	135.8	1:03.732	139.5	23.721	104.5	2:08.050
5	43.322	132.1	1:07.411	141.3	24.337	104.0	2:15.070	16	40.325	137.0	1:04.768	137.2	23.846	104.4	2:08.939
6	41.057	137.0	1:10.179	142.2	24.771	103.6	2:16.007	17	40.323	136.1	1:04.555	138.7	23.800	104.7	2:08.678
7	41.756	133.9	1:05.804	138.1	24.417	104.5	2:11.977	18	40.467	137.5	1:09.269	96.8	34.215	62.4	2:23.951
8	43.901	133.4	1:05.009	139.8	25.584	92.2	2:14.494	19	48.592	130.1	1:13.687	120.7	30.330	90.0	2:32.609
9	42.115	136.1	1:05.474	138.4	24.591	103.1	2:12.180	20	1:13.238	43.5	2:44.740	38.5	55.868	36.9	4:53.846
10	42.311	135.3	1:05.789	137.8	In		2:20.973 P	21	1:29.993	42.5	2:19.854	45.3	36.861	73.3	4:26.708
11	Out	132.9	1:07.296	139.2	24.138	104.4	3:38.795 P	22							

72 Jamie Boot (SIF)								Chevron B16							
lap	Sect-1	Speed	Sect-2	Speed	Sect-3	Speed	Laptime Pit	lap	Sect-1	Speed	Sect-2	Speed	Sect-3	Speed	Laptime Pit
1		124.7	1:14.894	129.8	28.103	90.3	2:38.795	10	46.738	119.6	1:14.913	127.1	28.100	89.6	2:29.751
2	52.267	103.9	1:29.072	123.4	30.534	81.2	2:51.873	11	46.341	121.1	1:15.173		28.438	85.8	2:29.952
3	53.702	109.7	1:26.374	119.4	31.572	83.8	2:51.648	12	46.759	122.5	1:15.659	128.1	28.222	85.3	2:30.640
4	49.660	116.3	1:21.823	127.1	30.243	86.0	2:41.726	13	46.830	122.5	1:15.421	127.8	28.011	88.4	2:30.262
5	49.555	114.5	1:21.255	128.8	29.797	87.4	2:40.607	14	46.268	122.9	1:14.909	126.4	29.261	83.5	2:30.438
6	48.211	118.6	1:16.926	126.9	30.096	77.5	2:35.233	15	46.585	121.4	1:15.142	126.1	28.071	84.2	2:29.798
7	48.503	120.5	1:17.584	126.1	28.496	87.5	2:34.583	16	52.134	98.5	1:20.821	104.0	32.857	82.1	2:45.812
8	47.385	119.0	1:16.116	126.6	In		2:35.608 P	17	1:40.919	25.3	2:56.559	37.2	57.255	46.4	5:34.733
9	Out	121.6	1:15.144	126.4	28.575	88.3	3:54.428 P	18	1:27.682	51.5	2:20.472	54.3	42.175	83.0	4:30.329

73 Keith Martin (MAR)								Dulon Dino LD10B							
lap	Sect-1	Speed	Sect-2	Speed	Sect-3	Speed	Laptime Pit	lap	Sect-1	Speed	Sect-2	Speed	Sect-3	Speed	Laptime Pit
1		118.8	1:17.833	122.0	29.619	73.2	2:45.087	10	Out	109.1	1:18.918	110.7	29.290	86.5	4:41.325 P
2	50.585	115.5	1:24.841	121.4	30.376	83.1	2:45.802	11	48.581	111.8	1:18.602	106.9	29.560	85.4	2:36.743
3	52.699	113.7	1:24.844	119.4	31.024	85.6	2:48.567	12	48.575	110.6	1:18.540	111.1	28.764	86.3	2:35.879
4	50.298	117.9	1:20.200	117.3	30.550	85.9	2:41.048	13	49.823	106.9	1:19.685	111.8	29.762	86.0	2:39.270
5	50.557	114.5	1:19.253	115.7	28.675	90.2	2:38.485	14	48.675	110.9	1:18.130	105.5	28.863	87.5	2:35.668
6	49.760	110.6	1:19.814	111.8	31.093	78.1	2:40.667	15	48.430	107.7	1:22.152	99.7	31.810	71.3	2:42.392
7	50.305	112.4	1:19.762	112.4	30.377	83.3	2:40.444	16	53.402	100.2	1:26.094	101.7	31.519	74.9	2:51.015
8	49.278	116.5	1:17.880	110.0	29.370	85.6	2:36.528	17	53.241	87.8	2:17.626	40.8	56.801	40.8	4:07.668
9	50.431	110.7	1:18.027	115.5	In		2:44.828 P	18	1:29.253	40.3	2:19.789	42.1	38.868	80.4	4:27.910

74 Bates M-Bates J (PES)								Porsche 911 RS							
lap	Sect-1	Speed	Sect-2	Speed	Sect-3	Speed	Laptime Pit	lap	Sect-1	Speed	Sect-2	Speed	Sect-3	Speed	Laptime Pit
1		122.2	1:11.801	133.4	26.860	91.8	2:30.897	11	44.915	125.2	1:12.595	129.6	In		2:27.289 P
2	55.485	118.4	1:17.385	130.8	28.212	83.6	2:41.082	12	Out	116.7	1:15.664	124.5	27.760	89.7	3:56.460 P
3	47.835	123.6	1:14.429	131.3	28.248	90.4	2:30.512	13	47.170	120.1	1:14.556	125.9	27.592	89.6	2:29.318
4	45.110	126.4	1:12.770	130.1	26.806	94.4	2:24.686	14	53.913	117.5	1:15.582	127.8	28.898	86.3	2:38.393
5	44.591	125.9	1:12.491	129.8	26.857	92.7	2:23.939	15	46.584	119.8	1:14.770	126.6	28.528	83.9	2:29.882
6	45.107	122.9	1:12.952	127.1	26.642	94.5	2:24.701	16	46.541	123.1	1:13.941	128.6	27.775	87.6	2:28.257
7	44.733	124.5	1:13.148	128.1	26.758	90.9	2:24.639	17	50.636	110.6	1:22.840	116.7	33.233	82.1	2:46.709
8	45.536	125.4	1:12.189	129.1	26.678	92.9	2:24.403	18	1:14.997	29.2	2:50.927	37.4	57.619	42.2	5:03.543
9	44.264	126.1	1:14.223	125.4	26.603	91.7	2:25.090	19	1:29.175	48.7	2:18.418	49.5	38.733	83.2	4:26.326
10	44.773	124.5	1:13.316	129.6	26.908	89.8	2:24.997	20							

75 Martin Angle (SIF)								Chevron B16							
lap	Sect-1	Speed	Sect-2	Speed	Sect-3	Speed	Laptime Pit	lap	Sect-1	Speed	Sect-2	Speed	Sect-3	Speed	Laptime Pit
1		84.1	2:04.329		In		4:03.446 P	2							



**Session Start: 15:05:13 - Finish: 15:58:28**  
**Weather/Track Conditions: Bright / Dry**  
**Circuit: Silverstone Historic Grand Prix**  
**Track Length: 5.857 Km - 3.6394 miles**

# Silverstone Classic - 28 - 30 Jul 2017

## FIA Masters Historic Sports Cars

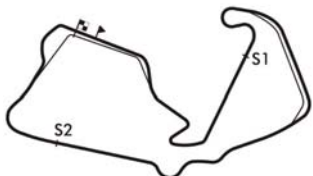
### Race 19 - Sector Analysis

76 Wrigley-Bartell (MAR)								Chevron B19							
lap	Sect-1	Speed	Sect-2	Speed	Sect-3	Speed	Laptime Pit	lap	Sect-1	Speed	Sect-2	Speed	Sect-3	Speed	Laptime Pit
1		135.3	1:08.462	138.7	25.280	100.3	2:18.934	12	42.483	129.6	1:05.953	138.9	24.466	103.2	2:12.902
2	41.542	135.8	1:06.779	137.5	24.954	103.1	2:13.275	13	41.424	136.7	1:06.209	139.2	24.297	102.1	2:11.930
3	44.274	133.7	1:11.096	138.4	26.811	99.1	2:22.181	14	40.966	135.8	1:05.595	140.1	24.371	100.0	2:10.932
4	44.444	134.5	1:09.174	138.4	26.055	101.2	2:19.673	15	40.548	137.5	1:05.638	142.5	26.145	99.3	2:12.331
5	42.801	135.6	1:08.039	139.5	25.390	99.3	2:16.230	16	42.116	137.2	1:05.167	141.0	24.966	104.0	2:12.249
6	41.825	134.5	1:08.510	140.4	25.997	99.7	2:16.332	17	40.742	138.4	1:07.384	142.5	24.701	101.4	2:12.827
7	43.017	134.8	1:09.764	138.7	25.094	101.7	2:17.875	18	40.588	139.8	1:20.759	88.7	31.361	75.1	2:32.708
8	41.686	134.5	1:07.096	137.2	24.719	101.4	2:13.501	19	52.626	89.1	1:26.192	97.4	32.030	76.9	2:50.848
9	41.468	134.5	1:07.413	136.7	24.684	103.6	2:13.565	20	53.484	83.6	2:19.344	39.6	56.863	45.5	4:09.691
10	41.519	135.8	1:06.831	139.2	In		2:16.410 P	21	1:28.195	36.9	2:20.619	41.6	37.296	72.2	4:26.110
11	Out	133.7	1:06.576	140.1	24.661	103.7	3:40.977 P	22							

77 Wright-Twyman (HUL)								Ford GT40							
lap	Sect-1	Speed	Sect-2	Speed	Sect-3	Speed	Laptime Pit	lap	Sect-1	Speed	Sect-2	Speed	Sect-3	Speed	Laptime Pit
1		122.9	1:17.974		30.549	76.5	2:44.916	10	Out	129.8	1:12.241		27.664	96.6	4:03.944 P
2	51.045	117.1	1:26.954		32.200	84.2	2:50.199	11	44.819	128.8	1:11.202		27.268	94.9	2:23.289
3	53.408	122.0	1:22.984		31.615	84.2	2:48.007	12	45.158	132.1	1:10.978		27.191	95.1	2:23.327
4	48.807	127.8	1:19.363		30.841	85.1	2:39.011	13	45.195	125.0	1:12.145		28.627	90.3	2:25.967
5	50.160	127.6	1:25.478		32.833	81.3	2:48.471	14	45.052	133.7	1:10.817		28.341	94.3	2:24.210
6	49.047	126.1	1:18.503		29.855	85.1	2:37.405	15	45.269	128.3	1:12.941		28.016	87.5	2:26.226
7	49.114	125.0	1:17.184		30.758	87.2	2:37.056	16	49.305	83.4	1:28.395		33.163	84.5	2:50.863
8	58.197	123.8	1:18.055		30.543	85.6	2:46.795	17	1:14.134	25.1	2:52.797		57.495	51.0	5:04.426
9	48.902	131.6	1:34.902		In		2:57.058 P	18	1:28.773	39.6	2:19.452		39.217	91.8	4:27.442

78 Birkett-Littlejohn (HUL)								Ford GT40							
lap	Sect-1	Speed	Sect-2	Speed	Sect-3	Speed	Laptime Pit	lap	Sect-1	Speed	Sect-2	Speed	Sect-3	Speed	Laptime Pit
1		123.6	1:17.242		29.131	86.1	2:41.230	11	Out	122.2	1:11.384		27.604	87.8	3:55.319 P
2	53.774	103.2	1:27.148		31.134	79.5	2:52.056	12	45.921	134.8	1:10.652		26.798	98.4	2:23.371
3	52.090	107.4	1:25.000		30.535	82.6	2:47.625	13	45.009	127.3	1:11.199		26.524	97.5	2:22.732
4	50.049	118.8	1:19.314		29.623	85.8	2:38.986	14	43.741	135.3	1:10.299		26.514	97.0	2:20.554
5	49.689	129.1	1:16.379		28.973	80.4	2:35.041	15	44.113	132.4	1:10.680		26.873	91.9	2:21.666
6	49.649	118.4	1:18.094		29.253	85.6	2:36.996	16	43.744	137.0	1:12.538		30.019	85.5	2:26.301
7	48.245	127.3	1:17.815		29.054	87.3	2:35.114	17	47.829	113.4	1:19.751		31.989	77.5	2:39.569
8	47.569	127.8	1:17.579		28.799	86.6	2:33.947	18	54.698	73.5	2:19.245		56.546	39.9	4:10.489
9	48.273	123.4	1:16.469		28.903	86.0	2:33.645	19	1:28.166	36.3	2:20.061		37.493	77.9	4:25.720
10	48.299	116.1	1:16.774		In		2:44.104 P	20							

81 Beighton-Hadfield (ROD)								Lola T70 Mk3B							
lap	Sect-1	Speed	Sect-2	Speed	Sect-3	Speed	Laptime Pit	lap	Sect-1	Speed	Sect-2	Speed	Sect-3	Speed	Laptime Pit
1		140.4	1:06.653	156.1	24.850	103.6	2:16.492	12	40.624	146.5	1:05.512	154.3	24.431	106.0	2:10.567
2	40.904	147.2	1:05.271	153.6	25.081	102.9	2:11.256	13	40.726	147.5	1:04.516	155.7	24.876	100.5	2:10.118
3	45.379	141.3	1:10.427	152.9	26.010	103.2	2:21.816	14	41.087	147.2	1:04.841	155.3	24.478	106.2	2:10.406
4	42.130	144.3	1:07.344	150.8	26.042	106.7	2:15.516	15	40.315	148.5	1:04.257	156.4	24.262	107.7	2:08.834
5	42.347	144.0	1:06.786	157.2	24.528	103.7	2:13.661	16	40.220	147.8	1:04.038	155.0	24.531	103.6	2:08.789
6	41.202	146.5	1:09.923	149.8	25.465	104.0	2:16.590	17	40.287	147.2	1:04.097	156.4	24.516	107.2	2:08.900
7	42.495	144.0	1:05.560	148.5	25.502	100.5	2:13.557	18	40.964	147.8	1:10.115	103.7	31.848	84.0	2:22.927
8	41.199	141.3	1:05.234	151.5	26.571	93.2	2:13.004	19	47.080	117.9	1:17.342	119.6	30.259	86.9	2:34.681
9	41.376	146.2	1:05.208	153.6	25.517	105.4	2:12.101	20	1:12.653	38.4	2:45.096	39.4	56.077	39.2	4:53.826
10	41.128	142.8	1:05.587	153.2	In		2:20.018 P	21	1:28.528	44.4	2:20.933	49.0	37.144	84.8	4:26.605
11	Out	135.6	1:06.917	153.2	24.683	105.4	3:39.717 P	22							



**Session Start: 15:05:13 - Finish: 15:58:28**  
**Weather/Track Conditions: Bright / Dry**  
**Circuit: Silverstone Historic Grand Prix**  
**Track Length: 5.857 Km - 3.6394 miles**

# Silverstone Classic - 28 - 30 Jul 2017

## FIA Masters Historic Sports Cars

### Race 19 - Sector Analysis

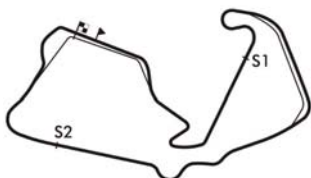
83 Maeers-Martin (HUL)								Lola T70 Mk2 Spyder							
lap	Sect-1	Speed	Sect-2	Speed	Sect-3	Speed	Laptime Pit	lap	Sect-1	Speed	Sect-2	Speed	Sect-3	Speed	Laptime Pit
1		138.4	1:38.221		28.554	94.7	3:00.308	10	46.997	128.6	1:13.967		29.681	91.1	2:30.645
2	57.458	111.7	1:25.912		33.728	84.8	2:57.098	11	46.147	132.4	1:13.297		29.336	93.5	2:28.780
3	54.618	110.6	1:26.431		31.952	90.0	2:53.001	12	46.243	136.1	1:13.471		In		2:32.119 P
4	49.348	128.3	1:20.148		30.248	73.4	2:39.744	13	Out	117.5	1:14.490		30.528	87.7	4:01.263 P
5	48.917	129.8	1:20.455		31.000	82.6	2:40.372	14	46.151	129.3	1:16.849		29.260	88.9	2:32.260
6	48.417	122.5	1:16.331		29.776	91.8	2:34.524	15	47.908	119.2	1:19.891		28.770	88.7	2:36.569
7	48.066	134.5	1:14.947		29.446	93.7	2:32.459	16	50.362	105.5	1:22.534		33.703	78.9	2:46.599
8	46.792	127.3	1:15.265		30.207	83.8	2:32.264	17	1:14.272	25.1	2:50.805		58.500	43.2	5:03.577
9	46.605	134.2	1:15.447		30.176	94.5	2:32.228	18	1:28.554	47.3	2:18.731				4:31.463

89 Banks A-Banks M (ROD)								McLaren M6B							
lap	Sect-1	Speed	Sect-2	Speed	Sect-3	Speed	Laptime Pit	lap	Sect-1	Speed	Sect-2	Speed	Sect-3	Speed	Laptime Pit
1		143.1	1:04.906	160.9	25.138	105.2	2:12.303	12	41.350	152.2	1:04.629	153.9	In		2:21.509 P
2	40.038	147.5	1:04.680	160.2	24.764	101.7	2:09.482	13	Out	145.3	1:05.505	159.4	25.204	102.9	3:38.715 P
3	44.232	137.0	1:09.856	159.4	25.139	102.8	2:19.227	14	40.973	147.5	1:05.309	158.6	24.945	103.9	2:11.227
4	42.213	148.8	1:06.988	149.8	25.558	99.3	2:14.759	15	40.490	148.5	1:05.180	160.2	24.886	104.4	2:10.556
5	40.866	150.1	1:05.764	157.9	25.147	105.5	2:11.777	16	40.359	153.2	1:05.831	155.7	25.743	102.5	2:11.933
6	41.935	153.2	1:06.085	160.9	24.777	104.7	2:12.797	17	40.599	137.8	1:05.218	162.1	24.780	102.0	2:10.997
7	40.701	154.3	1:05.757	156.8	24.668	106.5	2:11.126	18	41.683	146.5	1:05.656	132.6	27.346	88.8	2:14.685
8	40.141	154.3	1:05.382	158.6	25.206	105.7	2:10.729	19	45.163	119.6	1:21.051	98.7	33.757	79.6	2:39.971
9	40.536	154.3	1:06.033	161.3	25.166	102.6	2:11.735	20	1:14.749	30.4	2:52.077	35.2	57.884	41.0	5:04.710
10	40.239	153.2	1:05.274	161.3	24.732	105.4	2:10.245	21	1:27.838	49.7	2:20.328	51.6	36.896	96.4	4:25.062
11	40.092	153.2	1:05.626	160.9	24.731	104.4	2:10.449	22							

95 Gary Culver (ROD)								Lola T70 Mk3B							
lap	Sect-1	Speed	Sect-2	Speed	Sect-3	Speed	Laptime Pit	lap	Sect-1	Speed	Sect-2	Speed	Sect-3	Speed	Laptime Pit
1		131.1	1:08.392	147.8	26.282	97.7	2:22.920	11	Out	131.8	1:08.097	149.8	25.788	96.0	3:46.936 P
2	42.425	132.4	1:09.007	148.1	25.772	98.5	2:17.204	12	43.497	138.1	1:06.988	149.5	25.792	100.8	2:16.277
3	44.742	130.6	1:11.996	141.0	27.194	98.0	2:23.932	13	42.085	138.9	1:07.276	150.1	26.333	90.9	2:15.694
4	43.731	131.3	1:10.238	149.1	26.633	98.0	2:20.602	14	42.158	133.2	1:07.225	150.8	25.248	101.4	2:14.631
5	43.623	131.3	1:08.854	147.5	26.137	99.3	2:18.614	15	42.159	140.4	1:08.243	145.3	25.840	99.6	2:16.242
6	43.259	128.1	1:09.425	148.5	25.992	99.6	2:18.676	16	41.839	127.8	1:07.732	148.5	25.982	98.1	2:15.553
7	42.345	133.9	1:10.575	147.2	26.259	88.5	2:19.179	17	42.726	129.3	1:12.247	147.5	25.516	95.3	2:20.489
8	46.687	131.8	1:09.832	145.9	25.894	96.8	2:22.413	18	50.553	80.5	1:28.820	113.0	32.431	88.4	2:51.804
9	44.394	137.0	1:08.011	147.2	25.887	94.7	2:18.292	19	1:14.220	26.2	2:53.197	40.5	57.766	44.5	5:05.183
10	42.549	137.2	1:07.069		In		2:25.591 P	20	1:29.050	45.2	2:18.888	53.3	40.150	84.1	4:28.088

99 Gibson-Ward (ROD)								Lola T70 Mk3B							
lap	Sect-1	Speed	Sect-2	Speed	Sect-3	Speed	Laptime Pit	lap	Sect-1	Speed	Sect-2	Speed	Sect-3	Speed	Laptime Pit
1		146.5	1:05.777	152.9	25.191	104.0	2:13.078	7	41.754	146.2	1:05.990	149.5	24.935	101.8	2:12.679
2	41.746	145.9	1:06.362	151.8	25.349	99.6	2:13.457	8	41.254	148.1	1:06.544	149.8	26.050	99.6	2:13.848
3	44.010	145.6	1:09.482	149.5	26.091	100.8	2:19.583	9	41.862	147.2	1:05.280	151.8	25.161	102.6	2:12.303
4	43.103	145.9	1:08.562	152.9	25.900	100.0	2:17.565	10	41.250	147.5	1:05.861	151.5	In		2:19.801 P
5	43.466	145.9	1:07.065	152.2	26.044	100.3	2:16.575	11	Out	139.8	1:04.581	151.1	24.334	104.2	3:33.516 P
6	41.478	146.2	1:07.461	152.9	25.495	98.8	2:14.434	12	39.653	147.5	1:04.058	150.8	24.112	106.5	2:07.823

123 Ross Hyett (SIF)								Chevron B16							
lap	Sect-1	Speed	Sect-2	Speed	Sect-3	Speed	Laptime Pit	lap	Sect-1	Speed	Sect-2	Speed	Sect-3	Speed	Laptime Pit
1		126.6	1:11.476	139.5	27.467	93.2	2:29.798	10	44.298	129.8	1:10.601	137.2	26.624	97.1	2:21.523
2	6:14.554	112.6	1:18.358	131.3	27.426	92.8	8:00.338	11	45.124	128.6	1:11.405	137.5	26.669	96.1	2:23.198
3	45.799	126.6	1:12.874	133.4	26.695	94.8	2:25.368	12	44.519	129.6	1:10.384	135.3	33.314	79.0	2:28.217
4	44.966	126.6	1:11.418	131.8	27.225	92.8	2:23.609	13	44.833	130.1	1:10.183	135.3	27.721	90.0	2:22.737
5	45.889	128.3	1:11.385	134.5	26.705	96.7	2:23.979	14	45.548	125.4	1:13.451	133.9	26.773	93.1	2:25.772
6	44.226	129.1	1:10.802	134.2	26.872	95.6	2:21.900	15	49.515	86.4	1:28.025	116.9	33.439	81.9	2:50.979
7	44.367	130.8	1:13.344	134.8	26.505	94.1	2:24.216	16	1:15.364	24.8	2:51.224	42.7	58.332	50.6	5:04.920
8	44.843	128.8	1:10.543	132.6	In		2:28.612 P	17	1:28.317	53.4	2:19.082	49.4	38.984	91.4	4:26.383
9	Out	119.6	1:13.350	133.7	26.519	96.6	3:57.374 P	18							



**Session Start: 15:05:13 - Finish: 15:58:28**  
**Weather/Track Conditions: Bright / Dry**  
**Circuit: Silverstone Historic Grand Prix**  
**Track Length: 5.857 Km - 3.6394 miles**

# Silverstone Classic - 28 - 30 Jul 2017

## FIA Masters Historic Sports Cars

### Race 19 - Sector Analysis

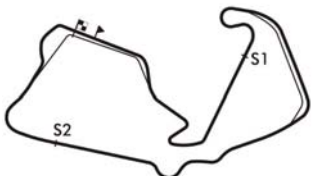
133 Minshaw-Hall (ROD)								Lola T70 Mk3B							
lap	Sect-1	Speed	Sect-2	Speed	Sect-3	Speed	Laptime Pit	lap	Sect-1	Speed	Sect-2	Speed	Sect-3	Speed	Laptime Pit
1		146.5	1:06.116	153.2	24.529	103.2	2:13.595	12	Out	142.5	1:06.209	148.1	25.166	100.9	3:43.893 P
2	41.308	144.9	1:06.289	148.8	24.813	102.0	2:12.410	13	40.740	144.3	1:04.996	151.5	24.913	101.2	2:10.649
3	42.853	146.8	1:11.539	150.8	25.930	104.0	2:20.322	14	39.835	146.5	1:04.563	149.8	24.352	102.1	2:08.750
4	42.890	146.5	1:07.668	151.1	25.132	100.6	2:15.690	15	40.316	145.9	1:04.652	151.1	25.163	106.5	2:10.131
5	41.254	144.9	1:06.335	151.5	24.931	104.4	2:12.520	16	40.430	147.2	1:04.789	149.5	24.651	105.0	2:09.870
6	40.767	143.4	1:09.136	151.5	25.480	104.9	2:15.383	17	40.838	144.3	1:04.848	150.5	24.460	104.5	2:10.146
7	40.703	145.9	1:05.713	150.8	24.707	104.4	2:11.123	18	41.137	144.9	1:10.795	130.8	26.495	90.6	2:18.427
8	40.730	147.5	1:06.090	147.5	25.046	103.1	2:11.866	19	44.999	112.4	1:13.248	101.4	30.552	84.2	2:28.799
9	40.885	145.9	1:05.550	151.8	24.562	106.5	2:10.997	20	1:16.859	36.8	2:48.674	37.2	56.814	37.5	5:02.347
10	41.307	146.8	1:06.179	151.5	29.057	62.7	2:16.543	21	1:28.157	43.0	2:21.103	49.4	36.190	93.9	4:25.450
11	43.203	142.5	1:06.929	148.8	In		2:16.585 P	22							

144 Hanson-Pochciol (PES)								De Tomaso Pantera							
lap	Sect-1	Speed	Sect-2	Speed	Sect-3	Speed	Laptime Pit	lap	Sect-1	Speed	Sect-2	Speed	Sect-3	Speed	Laptime Pit
1		126.6	1:11.809		27.362	91.7	2:30.615	8	46.031	125.4	1:14.386		28.573	88.9	2:28.990
2	49.744	114.3	1:17.444		28.973	87.2	2:36.161	9	47.603	119.8	1:16.427		In		2:36.384 P
3	48.407	133.2	1:16.666		28.108	93.5	2:33.181	10	Out	112.8	1:15.392		29.676	84.5	4:06.794 P
4	45.613	128.3	1:17.041		28.028	91.6	2:30.682	11	46.947	125.4	1:15.184		29.848	91.3	2:31.979
5	45.289	135.6	1:12.925		27.984	91.9	2:26.198	12	46.364	129.8	1:14.987		30.268	84.1	2:31.619
6	46.104	128.3	1:13.718		27.944	91.7	2:27.766	13	47.421	124.5	1:15.379		30.152	85.1	2:32.952
7	45.364	133.7	1:12.590		28.666	91.8	2:26.620	14	47.479	128.1	1:15.150		30.655	80.8	2:33.284

150 Haddon-Martin (INV)								GRD S72							
lap	Sect-1	Speed	Sect-2	Speed	Sect-3	Speed	Laptime Pit	lap	Sect-1	Speed	Sect-2	Speed	Sect-3	Speed	Laptime Pit
1		132.1	1:08.277	135.3	25.686	97.0	2:20.349	9	41.386	135.0	1:05.654	135.6	24.228	104.5	2:11.268
2	41.931	134.5	1:06.743	134.2	24.549	103.7	2:13.223	10	42.492	130.6	1:06.140	138.9	25.219	100.9	2:13.851
3	44.368	129.3	1:10.920	135.3	25.822	101.2	2:21.110	11	41.469	135.0	1:06.573	135.6	In		2:17.251 P
4	43.432	132.9	1:07.515	136.1	24.886	102.9	2:15.833	12	Out	118.6	1:11.641	134.2	26.782	101.2	4:01.627 P
5	41.861	134.5	1:07.134	135.8	24.602	103.9	2:13.597	13	43.784	128.6	1:11.852	130.3	27.377	91.7	2:23.013
6	41.247	133.9	1:09.764	137.5	24.867	104.2	2:15.878	14	43.976	131.8	1:10.699	128.8	26.544	99.1	2:21.219
7	42.389	133.4	1:06.409	133.4	24.598	104.7	2:13.396	15	43.736	130.1	1:09.016	135.6	26.872	100.5	2:19.624
8	40.806	134.5	1:05.912	135.3	24.360	104.5	2:11.078	16	44.549	131.3	1:09.297	134.8	26.090	98.7	2:19.936

160 Michael Birch (INV)								Elva GT160							
lap	Sect-1	Speed	Sect-2	Speed	Sect-3	Speed	Laptime Pit	lap	Sect-1	Speed	Sect-2	Speed	Sect-3	Speed	Laptime Pit
1		113.7	1:17.964	127.3	30.126	85.4	2:48.369	10	49.279	117.1	1:18.575	125.0	30.518	84.8	2:38.372
2	53.775	102.6	1:28.283	125.4	30.832	84.3	2:52.890	11	47.914	122.0	1:16.851	124.0	30.147	85.7	2:34.912
3	52.120	107.5	1:22.167	127.1	30.184	88.4	2:44.471	12	47.420	121.6	1:17.261	127.3	28.832	87.2	2:33.513
4	49.730	114.3	1:20.661	127.1	29.859	88.0	2:40.250	13	47.744	115.9	1:17.434	125.9	29.240	89.4	2:34.418
5	49.427	117.7	1:22.422	126.4	31.294	84.4	2:43.143	14	47.568	118.6	1:17.187	126.4	29.747	88.0	2:34.502
6	48.867	114.3	1:21.069	115.3	30.345	83.7	2:40.281	15	48.291	119.4	1:16.760	124.0	29.787	87.4	2:34.838
7	48.815	117.3	1:18.952	125.9	29.906	89.4	2:37.673	16	48.632	115.5	1:17.560	123.8	30.502	83.5	2:36.694
8	53.218	114.5	1:18.774	123.8	In		2:44.472 P	17	1:09.983	39.2	2:46.625	38.5	56.325	34.9	4:52.933
9	Out	115.5	1:19.565	122.5	30.967	85.9	4:09.267 P	18	1:28.783	42.8	2:20.819	49.5	37.548	83.2	4:27.150

163 Ward-Furness (MAR)								Lola T212							
lap	Sect-1	Speed	Sect-2	Speed	Sect-3	Speed	Laptime Pit	lap	Sect-1	Speed	Sect-2	Speed	Sect-3	Speed	Laptime Pit
1		127.8	1:14.728	135.3	27.011	94.3	2:39.431	11	48.461	126.9	1:16.765	131.6	28.627	92.1	2:33.853
2	49.088	129.6	1:21.329	135.6	28.102	94.1	2:38.519	12	46.089	125.9	1:15.408	134.2	29.623	89.0	2:31.120
3	48.687	127.6	1:20.822		30.661	86.1	2:40.170	13	46.141	131.1	1:15.441	135.0	29.670	88.2	2:31.252
4	49.902	128.6	1:19.055	134.8	28.596	93.7	2:37.553	14	47.506	126.4	1:15.506	134.8	30.075	80.5	2:33.087
5	46.603	133.4	1:12.828	137.0	27.127	96.3	2:26.558	15	47.410	129.1	1:16.460	127.8	29.987	90.6	2:33.857
6	44.795	132.9	1:12.424	134.5	27.441	96.0	2:24.660	16	46.510	127.3	1:18.185	128.1	29.913	83.3	2:34.608
7	45.029	133.7	1:11.038	136.1	26.834	98.4	2:22.901	17	47.511	117.9	1:19.754	101.8	31.786	79.0	2:39.051
8	46.061	134.2	1:10.108	135.3	27.064	94.7	2:23.233	18	54.603	75.7	2:19.178	41.8	57.103	40.0	4:10.884
9	45.394	129.3	1:10.334	137.5	In		2:25.530 P	19	1:27.755	38.9	2:20.123	39.1	38.213	81.0	4:26.091
10	Out	123.4	1:17.739	134.2	30.166	83.3	4:31.843 P	20							



**Session Start: 15:05:13 - Finish: 15:58:28**  
**Weather/Track Conditions: Bright / Dry**  
**Circuit: Silverstone Historic Grand Prix**  
**Track Length: 5.857 Km - 3.6394 miles**

# Silverstone Classic - 28 - 30 Jul 2017

## FIA Masters Historic Sports Cars

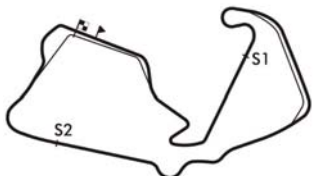
### Race 19 - Sector Analysis

202 Gomes-Claridge (INV)								Lotus 47 GT							
lap	Sect-1	Speed	Sect-2	Speed	Sect-3	Speed	Laptime Pit	lap	Sect-1	Speed	Sect-2	Speed	Sect-3	Speed	Laptime Pit
1		116.1	1:14.805	132.4	27.531	96.7	2:43.095	11	44.440	130.3	1:10.737	139.2	30.488	17.0	2:25.665
2	46.778	121.4	1:17.121	135.0	28.201	91.3	2:32.100	12	54.187	130.8	1:13.655	136.4	28.118	94.3	2:35.960
3	46.905	124.7	1:16.297	137.2	28.560	91.9	2:31.762	13	44.901	125.4	1:12.530	141.0	28.398	92.1	2:25.829
4	55.280	118.4	1:12.893	136.7	27.216	92.9	2:35.389	14	46.234	130.1	1:12.460	138.9	27.995	94.0	2:26.689
5	45.298	122.9	1:10.875	144.9	26.722	94.3	2:22.895	15	45.006	132.6	1:11.616	138.9	27.437	95.7	2:24.059
6	45.194	125.4	1:11.762	140.4	37.491	93.3	2:34.447	16	44.842	129.8	1:12.516	139.8	27.825	93.5	2:25.183
7	45.863	119.0	1:12.696	113.9	In		2:32.083 P	17	46.122	109.3	1:19.359	110.0	32.411	80.4	2:37.892
8	Out	116.3	1:12.720	135.8	27.862	88.7	3:29.396 P	18	54.668	72.5	2:18.984	48.2	56.771	36.3	4:10.423
9	46.729	121.4	1:15.783	136.1	In		2:33.418 P	19	1:28.005	34.9	2:19.885	38.6	39.436	82.6	4:27.326
10	Out	119.0	1:11.879	138.9	27.144	97.0	3:53.895 P	20							

210 David Tomlin (MAR)								Lola T210							
lap	Sect-1	Speed	Sect-2	Speed	Sect-3	Speed	Laptime Pit	lap	Sect-1	Speed	Sect-2	Speed	Sect-3	Speed	Laptime Pit
1		131.6	1:09.042		26.206	99.4	2:22.085	12	Out	133.9	1:06.816		25.083	102.5	3:32.734 P
2	42.214	127.6	1:08.658		25.426	100.9	2:16.298	13	42.652	130.6	1:06.980		24.779	104.2	2:14.411
3	45.351	133.4	1:11.007		26.041	99.1	2:22.399	14	41.490	131.8	1:06.073		25.536	101.2	2:13.099
4	43.256	133.9	1:08.932		25.326	100.6	2:17.514	15	41.310	133.9	1:07.570		25.828	98.7	2:14.708
5	41.839	135.3	1:08.260		24.874	102.8	2:14.973	16	41.761	133.7	1:05.857		25.159	101.8	2:12.777
6	41.857	134.8	1:08.187		25.951	101.1	2:15.995	17	41.107	134.8	1:07.275		24.515	103.9	2:12.897
7	42.313	130.8	1:08.298		25.687	98.7	2:16.298	18	40.889	134.8	1:20.397		31.189	77.0	2:32.475
8	41.612	135.6	1:06.411		24.932	102.3	2:12.955	19	52.902	91.4	1:26.205		31.889	78.9	2:50.996
9	41.031	134.8	1:06.536		24.880	103.7	2:12.447	20	53.489	82.6	2:18.443		56.807	43.7	4:08.739
10	41.305	135.6	1:06.375		25.498	100.3	2:13.178	21	1:28.683	40.1	2:19.683		38.370	82.4	4:26.736
11	41.795	133.2	1:05.865		In		2:16.961 P	22							

223 Middlehurst-Kubota (HUL)								Lotus 23B							
lap	Sect-1	Speed	Sect-2	Speed	Sect-3	Speed	Laptime Pit	lap	Sect-1	Speed	Sect-2	Speed	Sect-3	Speed	Laptime Pit
1		114.9	1:17.586	130.6	28.214	91.7	2:42.735	10	48.329	122.5	1:16.472	131.8	29.192	87.5	2:33.993
2	52.034	107.5	1:26.645	126.1	30.363	85.8	2:49.042	11	47.767	119.2	1:16.935	129.3	In		2:36.656 P
3	52.607	112.6	1:25.530	129.6	29.993	86.4	2:48.130	12	Out	113.6	1:17.265	128.6	28.395	91.6	4:12.133 P
4	50.444	114.3	1:20.417	127.1	30.155	87.7	2:41.016	13	46.617	118.1	1:16.432	131.1	3:33.664	40.8	5:36.713
5	50.006	120.1	1:18.029	130.8	29.500	88.8	2:37.535	14	56.922	117.9	1:18.503	125.4	31.544	70.9	2:46.969
6	48.910	119.6	1:17.907	126.9	28.621	87.0	2:35.438	15	54.917	121.1	1:16.719	129.3	28.780	88.4	2:40.416
7	47.656	121.4	1:17.963	130.6	28.350	88.8	2:33.969	16	1:09.039	42.6	2:40.987	42.1	56.769	53.6	4:46.795
8	47.474	121.8	1:15.687	130.8	28.862	76.3	2:32.023	17	1:30.175	41.2	2:19.884	45.1	36.316	84.5	4:26.375
9	48.131	120.9	1:15.945	131.8	29.122	77.6	2:33.198	18							

911 Alain Gadal (PES)								Porsche 911RS							
lap	Sect-1	Speed	Sect-2	Speed	Sect-3	Speed	Laptime Pit	lap	Sect-1	Speed	Sect-2	Speed	Sect-3	Speed	Laptime Pit
1		114.5	1:17.614	124.0	29.943	85.8	2:48.681	10	49.908	115.1	1:18.280	122.2	In		2:44.877 P
2	50.703	116.5	1:31.486	122.5	30.751	85.3	2:52.940	11	Out	112.8	1:30.864	121.6	30.197	77.4	4:36.927 P
3	51.021	115.7	1:20.000	125.2	30.833	79.3	2:41.854	12	50.867	114.3	1:19.415	121.4	29.421	85.4	2:39.703
4	50.310	116.5	1:19.589	123.6	30.018	85.3	2:39.917	13	49.755	103.9	1:20.276	122.2	29.378	80.2	2:39.409
5	50.069	115.5	1:21.473	122.0	30.317	86.3	2:41.859	14	49.676	115.9	1:18.103	120.1	29.310	86.5	2:37.089
6	49.110	116.7	1:16.880	122.2	29.781	79.6	2:35.771	15	48.267	114.7	1:21.885	100.6	31.875	79.3	2:42.027
7	49.527	117.1	1:19.063	122.9	29.966	80.9	2:38.556	16	53.243	98.8	1:26.124	97.7	31.844	77.9	2:51.211
8	48.836	116.1	1:17.365	120.7	29.615	72.7	2:35.816	17	53.165	83.3	2:18.064	37.3	56.078	41.9	4:07.307
9	50.528	116.7	1:17.322	120.1	30.154	82.2	2:38.004	18	1:29.373	39.4	2:19.902	41.4	38.955	81.0	4:28.230



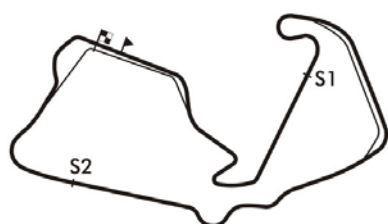
**Session Start: 15:05:13 - Finish: 15:58:28**  
**Weather/Track Conditions: Bright / Dry**  
**Circuit: Silverstone Historic Grand Prix**  
**Track Length: 5.857 Km - 3.6394 miles**

# Silverstone Classic - 28 - 30 Jul 2017

## FIA Masters Historic Sports Cars

### Race 19 - Best Sector Times

	SECTOR 1			SECTOR 2			SECTOR 3			IDEAL / BEST LAP COMPARISON					
	NO	TIME	LAP	NO	TIME	LAP	NO	TIME	LAP	NO	NAME	BEST	IN	IDEAL	DIFF
1	99	39.653	12	48	1:03.625	12	9	23.597	1	4	Martin O'Connell	2:06.845	1		+
2	21	39.672	16	65	1:03.732	15	65	23.721	15	48	Dan Gibson	2:07.465	12	2:07.361	+0.104
3	48	39.746	16	9	1:03.921	2	25	23.824	2	21	Tandy-Osborne	2:07.859	16	2:07.818	+0.041
4	133	39.835	14	21	1:03.951	16	52	23.890	15	65	Ferrao-Stretton	2:08.050	15	2:07.776	+0.274
5	14	39.955	15	81	1:04.038	16	48	23.990	12	133	Minshaw-Hall	2:08.750	14	2:08.750	+0.000
6	89	40.038	2	99	1:04.058	12	99	24.112	12	81	Beighton-Hadfield	2:08.789	16	2:08.520	+0.269
7	81	40.220	16	14	1:04.449	16	44	24.116	7	14	Oliver Bryant	2:09.003	15	2:08.841	+0.162
8	44	40.280	2	133	1:04.563	14	21	24.195	17	52	Robert Oldershaw	2:09.318	15	2:09.204	+0.114
9	9	40.284	2	89	1:04.629	12	150	24.228	9	89	Banks A-Banks M	2:09.482	2	2:09.335	+0.147
10	52	40.305	15	7	1:04.727	9	81	24.262	15	44	Garofall-Hall	2:09.651	7	2:09.138	+0.513
11	25	40.315	7	44	1:04.742	13	76	24.297	13	7	Greensall-Mahmouc	2:10.731	2	2:10.068	+0.663
12	65	40.323	17	3	1:04.986	8	133	24.352	14	76	Wrigley-Bartell	2:10.932	14	2:10.012	+0.920
13	76	40.548	15	52	1:05.009	13	14	24.437	15	3	Jason Wright	2:11.073	8	2:10.833	+0.240
14	7	40.690	7	76	1:05.167	16	210	24.515	17	150	Haddon-Martin	2:11.078	8	2:10.688	+0.390
15	150	40.806	8	25	1:05.188	7	7	24.651	8	210	David Tomlin	2:12.447	9	2:11.261	+1.186
16	3	40.858	16	150	1:05.654	9	89	24.668	7	13	Pittard-Wilson	2:14.555	10	2:14.366	+0.189
17	210	40.889	18	210	1:05.857	16	13	24.962	11	95	Gary Culver	2:14.631	14	2:14.075	+0.556
18	13	41.712	9	95	1:06.988	12	3	24.989	8	50	Kjallgren-Wills	2:15.967	16	2:15.238	+0.729
19	40	41.819	2	23	1:07.148	1	40	25.079	2	47	Pink-Attwood	2:18.830	14	2:18.074	+0.756
20	95	41.839	16	13	1:07.692	9	95	25.248	14	19	Owen M-Owen A	2:20.377	9	2:19.782	+0.595
21	50	41.950	17	50	1:07.857	14	50	25.431	12	29	Bellinger-Ahlers	2:20.511	10	2:19.883	+0.628
22	47	42.652	17	40	1:08.496	2	47	26.100	14	78	Birkett-Littlejohn	2:20.554	14	2:20.554	+0.000
23	19	43.458	9	47	1:09.322	13	62	26.192	1	123	Ross Hyett	2:21.523	10	2:20.914	+0.609
24	78	43.741	14	29	1:09.545	8	23	26.224	1	16	Jolly-Farthing	2:22.409	13	2:21.816	+0.593
25	29	43.878	9	19	1:10.018	9	19	26.306	1	22	Michiel Smits	2:22.558	9		+
26	46	43.949	2	163	1:10.108	8	29	26.460	8	202	Gomes-Claridge	2:22.895	5	2:21.899	+0.996
27	23	44.026	2	123	1:10.183	13	123	26.505	7	163	Ward-Furness	2:22.901	7	2:21.737	+1.164
28	16	44.032	15	46	1:10.198	1	78	26.514	14	77	Wright-Twyman	2:23.289	11	2:22.827	+0.462
29	123	44.226	6	78	1:10.299	14	74	26.603	9	59	Beebee-Brooks	2:23.753	9	2:22.633	+1.120
30	74	44.264	9	16	1:10.508	13	59	26.622	14	74	Bates M-Bates J	2:23.939	5	2:22.668	+1.271
31	202	44.440	11	202	1:10.737	11	202	26.722	5	24	Head A-Head D	2:24.963	6	2:24.689	+0.274
32	59	44.504	9	62	1:10.775	1	163	26.834	7	62	Donn-Foley	2:24.972	1	2:22.255	+2.717
33	24	44.718	8	77	1:10.817	14	46	26.843	1	83	Maers-Martin	2:28.780	11	2:27.998	+0.782
34	163	44.795	6	59	1:11.507	14	77	27.191	12	72	Jamie Boot	2:29.751	10	2:29.173	+0.578
35	77	44.819	11	74	1:11.801	1	24	27.213	6	36	Roland Lewis	2:30.710	13	2:29.791	+0.919
36	62	45.288	2	144	1:11.809	1	16	27.276	8	223	Middlehurst-Kubota	2:32.023	8	2:30.518	+1.505
37	144	45.289	5	24	1:12.758	8	144	27.362	1	160	Michael Birch	2:33.513	12	2:33.012	+0.501
38	83	46.147	11	45	1:13.238	1	45	27.529	1	73	Keith Martin	2:35.668	14	2:34.938	+0.730
39	72	46.268	14	83	1:13.297	11	72	28.011	13	911	Alain Gadal	2:35.771	6	2:34.457	+1.314
40	223	46.617	13	36	1:13.691	11	223	28.214	1	99	Gibson-Ward	2:07.823	12	2:07.823	+0.000
41	36	46.916	12	72	1:14.894	1	83	28.554	1	9	Padmore-Smith-Hilli	2:07.920	2	2:07.802	+0.118
42	160	47.420	12	223	1:15.687	8	73	28.675	5	25	Michael Gans	2:10.267	7	2:09.327	+0.940
43	45	47.991	1	160	1:16.760	15	160	28.832	12	40	Kirkaldy-Watson	2:15.394	2	2:15.394	+0.000
44	911	48.267	15	911	1:16.880	6	36	29.184	13	23	Gary Pearson	2:17.887	1	2:17.398	+0.489
45	73	48.430	15	73	1:17.833	1	911	29.310	14	144	Hanson-Pochciol	2:26.198	5	2:24.460	+1.738
46	4			75	2:04.329	1	4			46	Mike Whitaker	2:26.281	1	2:20.990	+5.291
47	22			4			22			45	Hammond-Johnson	2:36.022	1	2:28.758	+7.264



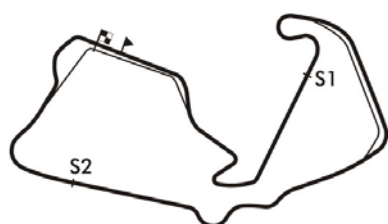
**Session Start: 15:05:13 - Finish: 15:58:28**  
**Weather/Track Conditions: Bright / Dry**  
**Circuit: Silverstone Historic Grand Prix**  
**Track Length: 5.857 Km - 3.6394 miles**

# Silverstone Classic - 28 - 30 Jul 2017

## FIA Masters Historic Sports Cars

### Race 19 - Best Sector Times

48 | 75 | 22 | 75



**Session Start: 15:05:13 - Finish: 15:58:28**  
**Weather/Track Conditions: Bright / Dry**  
**Circuit: Silverstone Historic Grand Prix**  
**Track Length: 5.857 Km - 3.6394 miles**





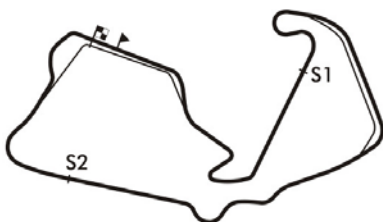
**Silverstone Classic - 28 - 30 Jul 2017**

**FIA Masters Historic Sports Cars**

**Race 19 - Best Sector Times**

| 75 Martin Angle

+



**Session Start: 15:05:13 - Finish: 15:58:28**  
**Weather/Track Conditions: Bright / Dry**  
**Circuit: Silverstone Historic Grand Prix**  
**Track Length: 5.857 Km - 3.6394 miles**

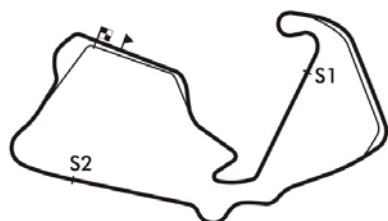


# Silverstone Classic - 28 - 30 Jul 2017

## FIA Masters Historic Sports Cars

### Race 19 - Best Sector Speeds

	NO	SECTOR 1	MPH	NO	SECTOR 2	MPH	NO	SECTOR 3	MPH
1	89	Banks A-Banks M	154.3	89	Banks A-Banks M	162.1	81	Beighton-Hadfield	107.7
2	48	Dan Gibson	151.8	48	Dan Gibson	158.3	48	Dan Gibson	107.5
3	81	Beighton-Hadfield	148.5	81	Beighton-Hadfield	157.2	7	Greensall-Mahmoud	107.4
4	14	Oliver Bryant	148.1	7	Greensall-Mahmoud	156.8	9	Padmore-Smith-Hilliard	106.7
5	99	Gibson-Ward	148.1	14	Oliver Bryant	155.3	14	Oliver Bryant	106.7
6	3	Jason Wright	147.5	16	Jolly-Farthing	155.3	89	Banks A-Banks M	106.5
7	133	Minshaw-Hall	147.5	21	Tandy-Osborne	154.3	99	Gibson-Ward	106.5
8	21	Tandy-Osborne	147.2	3	Jason Wright	153.9	133	Minshaw-Hall	106.5
9	7	Greensall-Mahmoud	145.6	133	Minshaw-Hall	153.2	21	Tandy-Osborne	105.8
10	36	Roland Lewis	143.4	99	Gibson-Ward	152.9	65	Ferrao-Stretton	105.7
11	9	Padmore-Smith-Hilliard	141.6	95	Gary Culver	150.8	3	Jason Wright	105.0
12	95	Gary Culver	140.4	46	Mike Whitaker	147.8	25	Michael Gans	105.0
13	16	Jolly-Farthing	140.1	36	Roland Lewis	146.2	44	Garofall-Hall	105.0
14	29	Bellinger-Ahlers	140.1	9	Padmore-Smith-Hilliard	145.3	150	Haddon-Martin	104.7
15	44	Garofall-Hall	140.1	202	Gomes-Claridge	144.9	52	Robert Oldershaw	104.4
16	76	Wrigley-Bartell	139.8	40	Kirkaldy-Watson	143.4	210	David Tomlin	104.2
17	83	Maeers-Martin	138.4	52	Robert Oldershaw	142.8	76	Wrigley-Bartell	104.0
18	25	Michael Gans	137.8	76	Wrigley-Bartell	142.5	47	Pink-Attwood	101.7
19	52	Robert Oldershaw	137.8	44	Garofall-Hall	142.2	95	Gary Culver	101.4
20	65	Ferrao-Stretton	137.5	65	Ferrao-Stretton	142.2	13	Pittard-Wilson	100.8
21	40	Kirkaldy-Watson	137.2	25	Michael Gans	141.9	40	Kirkaldy-Watson	100.8
22	78	Birkett-Littlejohn	137.0	13	Pittard-Wilson	141.0	50	Kjallgren-Wills	100.5
23	46	Mike Whitaker	135.8	123	Ross Hyett	139.5	29	Bellinger-Ahlers	100.3
24	62	Donn-Foley	135.6	150	Haddon-Martin	138.9	19	Owen M-Owen A	98.7
25	144	Hanson-Pochciol	135.6	47	Pink-Attwood	138.4	78	Birkett-Littlejohn	98.4
26	210	David Tomlin	135.6	163	Ward-Furness	137.5	163	Ward-Furness	98.4
27	13	Pittard-Wilson	135.3	19	Owen M-Owen A	136.1	16	Jolly-Farthing	97.7
28	150	Haddon-Martin	135.0	50	Kjallgren-Wills	135.3	123	Ross Hyett	97.1
29	47	Pink-Attwood	134.2	74	Bates M-Bates J	133.4	23	Gary Pearson	97.0
30	163	Ward-Furness	134.2	45	Hammond-Johnson	133.2	202	Gomes-Claridge	97.0
31	77	Wright-Twyman	133.7	59	Beebee-Brooks	132.6	77	Wright-Twyman	96.6
32	23	Gary Pearson	133.2	223	Middlehurst-Kubota	131.8	59	Beebee-Brooks	95.6
33	50	Kjallgren-Wills	132.9	24	Head A-Head D	130.3	36	Roland Lewis	95.3
34	202	Gomes-Claridge	132.6	72	Jamie Boot	129.8	46	Mike Whitaker	95.3
35	19	Owen M-Owen A	132.4	160	Michael Birch	127.3	62	Donn-Foley	95.3
36	123	Ross Hyett	130.8	62	Donn-Foley	126.4	83	Maeers-Martin	94.7
37	59	Beebee-Brooks	130.6	911	Alain Gadai	125.2	74	Bates M-Bates J	94.5
38	74	Bates M-Bates J	126.4	73	Keith Martin	122.0	144	Hanson-Pochciol	93.5
39	24	Head A-Head D	126.1	29	Bellinger-Ahlers	109.7	24	Head A-Head D	92.4
40	72	Jamie Boot	124.7	4	Martin O'Connell	0.0	45	Hammond-Johnson	92.1



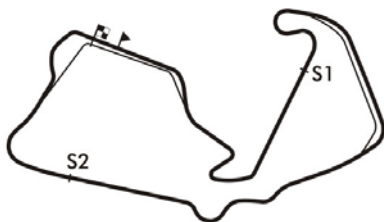
**Session Start: 15:05:13 - Finish: 15:58:28**  
**Weather/Track Conditions: Bright / Dry**  
**Circuit: Silverstone Historic Grand Prix**  
**Track Length: 5.857 Km - 3.6394 miles**

# Silverstone Classic - 28 - 30 Jul 2017

## FIA Masters Historic Sports Cars

### Race 19 - Best Sector Speeds

41	45	Hammond-Johnson	123.6	22	Michiel Smits	0.0	223	Middlehurst-Kubota	91.7
42	223	Middlehurst-Kubota	122.5	23	Gary Pearson	0.0	72	Jamie Boot	90.3
43	160	Michael Birch	122.0	75	Martin Angle	0.0	73	Keith Martin	90.2
44	73	Keith Martin	118.8	77	Wright-Twyman	0.0	160	Michael Birch	89.4
45	911	Alain Gadai	117.1	78	Birkett-Littlejohn	0.0	911	Alain Gadai	86.5
46	75	Martin Angle	84.1	83	Maeers-Martin	0.0	4	Martin O'Connell	0.0
47	4	Martin O'Connell	0.0	144	Hanson-Pochciol	0.0	22	Michiel Smits	0.0
48	22	Michiel Smits	0.0	210	David Tomlin	0.0	75	Martin Angle	0.0



**Session Start: 15:05:13 - Finish: 15:58:28**  
**Weather/Track Conditions: Bright / Dry**  
**Circuit: Silverstone Historic Grand Prix**  
**Track Length: 5.857 Km - 3.6394 miles**

# Silverstone Classic - 28 - 30 Jul 2017

## FIA Masters Historic Sports Cars

### Race 19 - Lap Chart

Lap 1			Lap 2			Lap 3			Lap 4			Lap 5			Lap 6		
NO	Behind	Laptime	NO	Behind	Laptime	NO	Behind	Laptime	NO	Behind	Laptime	NO	Behind	Laptime	NO	Behind	Laptime
4		2:06.845	4		2:07.002	4		2:13.519	4		2:11.300	4		2:11.946	4		2:09.779
48	1.792	2:08.637	48	2.799	2:08.009	48	5.416	2:16.136	48	6.286	2:12.170	19	1 LAP	2:32.856	163	1 LAP	2:26.558
9	2.091	2:08.936	9	3.009	2:07.920	9	6.153	2:16.663	9	6.994	2:12.141	45	1 LAP	2:58.695	48	8.285	2:10.741
44	4.492	2:11.337	89	7.938	2:09.482	44	11.922	2:17.234	83	1 LAP	2:53.001	48	7.323	2:12.983	22	1 LAP	2:26.647
89	5.458	2:12.303	44	8.207	2:10.717	89	13.646	2:19.227	44	15.562	2:14.940	36	1 LAP	2:38.977	44	18.161	2:12.202
99	6.233	2:13.078	25	10.529	2:10.624	25	13.911	2:16.901	25	15.949	2:13.338	9	7.511	2:12.463	25	18.626	2:12.536
133	6.750	2:13.595	133	12.158	2:12.410	99	18.752	2:19.583	89	17.105	2:14.759	78	1 LAP	2:38.986	19	1 LAP	2:25.258
25	6.907	2:13.752	99	12.688	2:13.457	133	18.961	2:20.322	133	23.351	2:15.690	73	1 LAP	2:41.048	89	19.954	2:12.797
65	7.674	2:14.519	65	12.821	2:12.149	65	19.660	2:20.358	99	25.017	2:17.565	223	1 LAP	2:41.016	133	29.529	2:15.383
52	8.390	2:15.235	52	13.153	2:11.765	52	20.232	2:20.598	7	25.321	2:15.504	77	1 LAP	2:39.011	7	30.826	2:13.313
81	9.647	2:16.492	81	13.901	2:11.256	7	21.117	2:19.609	52	25.559	2:16.627	911	1 LAP	2:39.917	36	1 LAP	2:35.311
23	11.042	2:17.887	7	15.027	2:10.731	81	22.198	2:21.816	65	25.825	2:17.465	72	1 LAP	2:41.726	99	34.301	2:14.434
7	11.298	2:18.143	76	18.362	2:13.275	14	26.240	2:20.853	81	26.414	2:15.516	160	1 LAP	2:40.250	52	34.406	2:15.840
76	12.089	2:18.934	14	18.906	2:12.878	76	27.024	2:22.181	14	30.136	2:15.196	44	15.738	2:12.122	78	1 LAP	2:35.041
14	13.030	2:19.875	150	19.725	2:13.223	150	27.316	2:21.110	150	31.849	2:15.833	25	15.869	2:11.866	81	34.940	2:16.590
21	13.424	2:20.269	3	21.076	2:14.102	3	28.031	2:20.474	3	35.007	2:18.276	89	16.936	2:11.777	65	35.177	2:16.007
150	13.504	2:20.349	21	22.371	2:15.949	21	28.593	2:19.741	76	35.397	2:19.673	133	23.925	2:12.520	223	1 LAP	2:37.535
3	13.976	2:20.821	40	23.953	2:15.394	40	29.143	2:18.709	21	35.936	2:18.643	7	27.292	2:13.917	73	1 LAP	2:38.485
13	14.787	2:21.632	13	24.116	2:16.331	13	29.366	2:18.769	40	36.335	2:18.492	81	28.129	2:13.661	14	38.800	2:17.071
210	15.240	2:22.085	210	24.536	2:16.298	210	33.416	2:22.399	13	36.587	2:18.521	52	28.345	2:14.732	150	39.599	2:15.878
40	15.561	2:22.406	95	26.277	2:17.204	95	36.690	2:23.932	210	39.630	2:17.514	65	28.949	2:15.070	3	43.305	2:14.763
95	16.075	2:22.920	23	29.613	2:25.573	29	1:01.320	2:32.405	95	45.992	2:20.602	99	29.646	2:16.575	72	1 LAP	2:40.607
62	18.127	2:24.972	46	41.503	2:29.069	62	1:06.645	2:35.032	29	1:17.188	2:27.168	14	31.508	2:13.318	911	1 LAP	2:41.859
29	19.060	2:25.905	29	42.434	2:30.376	144	1:12.591	2:33.181	62	1:23.787	2:28.442	150	33.500	2:13.597	21	46.044	2:15.492
46	19.436	2:26.281	62	45.132	2:34.007	74	1:15.125	2:30.512	74	1:28.511	2:24.686	3	38.321	2:15.260	76	46.234	2:16.332
19	20.082	2:26.927	47	50.850	2:35.358	24	1:15.817	2:30.651	24	1:30.198	2:25.681	83	1 LAP	2:39.744	160	1 LAP	2:43.143
22	21.079	2:27.924	50	51.733	2:35.440	59	1:16.397	2:37.497	144	1:31.973	2:30.682	76	39.681	2:16.230	210	48.873	2:15.995
47	22.494	2:29.339	22	52.107	2:38.030	47	1:16.742	2:39.411	50	1:34.849	2:28.873	21	40.331	2:16.341	13	49.703	2:17.833
59	22.844	2:29.689	59	52.419	2:36.577	50	1:17.276	2:39.062	47	1:35.967	2:30.525	13	41.649	2:17.008	77	1 LAP	2:48.471
123	22.953	2:29.798	144	52.929	2:36.161	16	1:19.354	2:34.998	16	1:38.576	2:30.522	210	42.657	2:14.973	95	1:01.557	2:18.676
50	23.295	2:30.140	19	55.481	2:42.401	202	1:19.591	2:31.762	59	1:40.327	2:35.230	95	52.660	2:18.614	83	1 LAP	2:40.372
144	23.770	2:30.615	16	57.875	2:40.009	45	1:29.753	2:40.587	202	1:43.680	2:35.389	29	1:31.004	2:25.762	29	1:44.920	2:23.695
74	24.052	2:30.897	74	58.132	2:41.082	163	1:30.754	2:40.170	123	2 LAPS	8:00.338	62	1:39.218	2:27.377	74	1:55.426	2:24.701
16	24.868	2:31.713	24	58.685	2:34.580	22	1:36.843	2:58.255	163	1:57.007	2:37.553	74	1:40.504	2:23.939	24	1:58.719	2:24.963
45	29.177	2:36.022	202	1:01.348	2:32.100	36	1:51.688	2:44.559	22	2:07.215	2:41.672	24	1:43.535	2:25.283	62	1:59.334	2:29.895
24	31.107	2:37.952	45	1:02.685	2:40.510	73	1:52.090	2:48.567				144	1:46.225	2:26.198	50	2:01.857	2:23.924
72	31.950	2:38.795	163	1:04.103	2:38.519	223	1:52.541	2:48.130				50	1:47.712	2:24.809	144	2:04.212	2:27.766
163	32.586	2:39.431	72	1:16.821	2:51.873	78	1:53.545	2:47.625				47	1:51.542	2:27.521	47	2:06.200	2:24.437
78	34.385	2:41.230	73	1:17.042	2:45.802	19	1:53.649	3:11.687				16	1:53.095	2:26.465	16	2:07.224	2:23.908
223	35.890	2:42.735	223	1:17.930	2:49.042	72	1:54.950	2:51.648				59	1:54.107	2:25.726	59	2:08.892	2:24.564
202	36.250	2:43.095	78	1:19.439	2:52.056	77	1:55.756	2:48.007				202	1:54.629	2:22.895			
77	38.071	2:44.916	36	1:20.648	2:47.858	911	1:56.109	2:41.854				123	2 LAPS	2:25.368			
73	38.242	2:45.087	77	1:21.268	2:50.199	160	1:58.364	2:44.471									
36	39.792	2:46.637	160	1:27.412	2:52.890												
160	41.524	2:48.369	911	1:27.774	2:52.940												
911	41.836	2:48.681	83	1:43.559	2:57.098												
83	53.463	3:00.308															
75	1:56.601	4:03.446															

**Session Start: 15:05:13 - Finish: 15:58:28**  
**Weather/Track Conditions Bright / Dry**  
**Circuit: Silverstone Historic Grand Prix**  
**Track Length: 5.857 Km - 3.6394 miles**

# Silverstone Classic - 28 - 30 Jul 2017

## FIA Masters Historic Sports Cars

### Race 19 - Lap Chart

Lap 7			Lap 8			Lap 9			Lap 10			Lap 11			Lap 12		
NO	Behind	Laptime	NO	Behind	Laptime	NO	Behind	Laptime	NO	Behind	Laptime	NO	Behind	Laptime	NO	Behind	Laptime
4		2:09.532	4		2:11.953	4		2:09.724	4		2:14.342	44		2:10.435	44		2:11.709
123	3 LAPS	2:23.609	24	1 LAP	2:25.275	48	9.535	2:10.863	29	1 LAP	2:21.628	911	2 LAPS	2:38.004	21	1 LAP	3:37.839
202	1 LAP	2:34.447	50	1 LAP	2:23.887	74	1 LAP	2:24.403	83	2 LAPS	2:32.264	89	2.416	2:10.449	223	2 LAPS	2:33.993
48	10.193	2:11.440	62	1 LAP	2:29.888	50	1 LAP	2:23.165	160	2 LAPS	2:44.472	73	2 LAPS	2:44.828	76	1 LAP	3:40.977
163	1 LAP	2:24.660	48	8.396	2:10.156	24	1 LAP	2:25.401	77	2 LAPS	2:46.795	83	2 LAPS	2:32.228	29	1 LAP	2:21.938
44	18.280	2:09.651	144	1 LAP	2:26.620	44	19.589	2:11.559	48	7.996	2:12.803	7	16.680	2:11.988	36	2 LAPS	2:42.221
25	19.361	2:10.267	16	1 LAP	2:23.965	89	22.335	2:11.735	44	15.836	2:10.589	50	1 LAP	2:22.320	89	12.216	2:21.509
89	21.548	2:11.126	47	1 LAP	2:25.391	16	1 LAP	2:23.883	89	18.238	2:10.245	74	1 LAP	2:24.997	78	2 LAPS	2:44.104
22	1 LAP	2:23.961	59	1 LAP	2:24.208	47	1 LAP	2:25.128	74	1 LAP	2:25.090	133	24.821	2:16.585	144	2 LAPS	4:06.794
19	1 LAP	2:21.452	44	17.754	2:11.427	59	1 LAP	2:23.765	50	1 LAP	2:21.332	52	26.479	2:15.759	7	20.041	2:15.070
133	31.120	2:11.123	89	20.324	2:10.729	144	1 LAP	2:28.990	24	1 LAP	2:25.780	14	28.534	2:11.372	14	27.933	2:11.108
7	32.211	2:10.917	123	3 LAPS	2:23.979	62	1 LAP	2:32.627	7	30.963	2:11.716	24	1 LAP	2:27.146	83	2 LAPS	2:30.645
99	37.448	2:12.679	163	1 LAP	2:22.901	133	32.306	2:10.997	16	1 LAP	2:23.927	47	1 LAP	2:23.610	911	2 LAPS	2:44.877
65	37.622	2:11.977	202	1 LAP	2:32.083	123	3 LAPS	2:21.900	133	34.507	2:16.543	16	1 LAP	2:25.920	50	1 LAP	2:26.214
52	38.011	2:13.137	133	31.033	2:11.866	7	33.589	2:11.412	59	1 LAP	2:23.753	150	34.621	2:17.251	74	1 LAP	2:27.289
81	38.965	2:13.557	7	31.901	2:11.643	52	41.304	2:11.535	47	1 LAP	2:24.236	59	1 LAP	2:27.012	3	42.633	2:15.773
14	41.885	2:12.617	99	39.343	2:13.848	163	1 LAP	2:23.233	52	36.991	2:10.029	77	2 LAPS	2:57.058	163	2 LAPS	4:31.843
150	43.463	2:13.396	52	39.493	2:13.435	99	41.922	2:12.303	123	3 LAPS	2:24.216	3	38.569	2:13.623	47	1 LAP	2:27.793
3	50.192	2:16.419	81	40.016	2:13.004	81	42.393	2:12.101	14	43.433	2:12.044	123	3 LAPS	2:28.612	24	1 LAP	2:30.966
21	52.567	2:16.055	65	40.163	2:14.494	65	42.619	2:12.180	150	43.641	2:13.851	210	48.890	2:16.961	95	1 LAP	3:46.936
76	54.577	2:17.875	22	1 LAP	2:25.646	150	44.132	2:11.268	99	47.381	2:19.801	19	1 LAP	2:24.865	59	1 LAP	2:26.733
210	55.639	2:16.298	19	1 LAP	2:22.176	14	45.731	2:13.748	81	48.069	2:20.018	13	59.684	2:15.303	13	1:06.496	2:18.521
36	1 LAP	2:35.759	14	41.707	2:11.775	19	1 LAP	2:21.644	65	49.250	2:20.973	4	1:11.015	3:37.286	4	1:07.189	2:07.883
13	1:00.988	2:20.817	150	42.588	2:11.078	3	52.965	2:13.377	144	1 LAP	2:36.384	48	1:12.272	3:30.547	48	1:08.028	2:07.465
78	1 LAP	2:36.996	3	49.312	2:11.073	22	1 LAP	2:25.352	3	51.217	2:12.594	72	2 LAPS	3:54.428	202	2 LAPS	3:53.895
223	1 LAP	2:35.438	21	53.353	2:12.739	21	56.791	2:13.162	163	1 LAP	2:25.530	22	1 LAP	2:48.234	72	2 LAPS	2:29.751
73	1 LAP	2:40.667	76	56.125	2:13.501	210	59.364	2:12.447	62	1 LAP	2:40.753	160	2 LAPS	4:09.267	22	1 LAP	2:33.941
72	1 LAP	2:35.233	210	56.641	2:12.955	76	59.966	2:13.565	210	58.200	2:13.178	99	1:54.626	3:33.516	99	1:50.740	2:07.823
911	1 LAP	2:35.771	13	1:05.545	2:16.510	13	1:10.439	2:14.618	19	1 LAP	2:20.377	81	2:01.515	3:39.717	133	1:57.005	3:43.893
95	1:11.204	2:19.179	36	1 LAP	2:33.963	95	1:30.232	2:18.292	21	1:01.332	2:18.883	65	2:01.774	3:38.795	52	1:58.464	3:43.694
77	1 LAP	2:37.405	95	1:21.664	2:22.413	36	1 LAP	2:36.356	76	1:02.034	2:16.410				81	2:00.373	2:10.567
160	1 LAP	2:40.281	78	1 LAP	2:35.114	223	1 LAP	2:32.023	22	1 LAP	2:22.558				65	2:00.738	2:10.673
83	1 LAP	2:34.524	223	1 LAP	2:33.969	78	1 LAP	2:33.947	13	1:10.652	2:14.555				210	2:09.915	3:32.734
29	1:57.323	2:21.935	72	1 LAP	2:34.583	202	1 LAP	3:29.396	95	1:41.481	2:25.591				21	2:11.100	2:09.909
74	2:10.533	2:24.639	911	1 LAP	2:38.556	72	1 LAP	2:35.608	36	1 LAP	2:33.152						
			73	1 LAP	2:40.444	911	1 LAP	2:35.816	223	1 LAP	2:33.198						
			77	1 LAP	2:37.056	73	1 LAP	2:36.528	202	1 LAP	2:33.418						
			160	1 LAP	2:37.673				78	1 LAP	2:33.645						
			83	1 LAP	2:32.459				29	2:23.972	2:20.511						
			29	2:05.899	2:20.529												

**Session Start: 15:05:13 - Finish: 15:58:28**  
**Weather/Track Conditions Bright / Dry**  
**Circuit: Silverstone Historic Grand Prix**  
**Track Length: 5.857 Km - 3.6394 miles**

# Silverstone Classic - 28 - 30 Jul 2017

## FIA Masters Historic Sports Cars

### Race 19 - Lap Chart

Lap 13			Lap 14			Lap 15			Lap 16			Lap 17			Lap 18		
NO	Behind	Laptime	NO	Behind	Laptime	NO	Behind	Laptime	NO	Behind	Laptime	NO	Behind	Laptime	NO	Behind	Laptime
44		2:12.558	4		2:08.354	4		2:08.352	48		2:09.191	48		2:08.683	4		2:10.012
160	3 LAPS	2:38.372	48	0.881	2:08.301	48	0.709	2:08.180	4	0.679	2:10.579	4	0.342	2:08.346	72	3 LAPS	2:29.798
76	1 LAP	2:12.902	83	2 LAPS	2:32.119	13	1 LAP	2:28.994	74	2 LAPS	2:38.393	16	2 LAPS	2:23.985	7	1 LAP	2:26.981
150	1 LAP	4:01.627	22	2 LAPS	3:44.618	95	1 LAP	2:14.631	123	4 LAPS	2:28.217	59	2 LAPS	2:24.035	36	3 LAPS	2:34.675
16	2 LAPS	4:05.897	163	2 LAPS	2:31.120	19	2 LAPS	2:29.281	24	2 LAPS	2:27.334	83	3 LAPS	2:32.260	16	2 LAPS	2:23.614
77	3 LAPS	4:03.944	44	29.007	3:39.818	911	3 LAPS	2:39.703	62	4 LAPS	2:35.796	77	3 LAPS	2:24.210	59	2 LAPS	2:24.341
123	4 LAPS	3:57.374	89	38.789	2:11.227	73	3 LAPS	2:35.879	95	1 LAP	2:16.242	123	4 LAPS	2:22.737	95	1 LAP	2:20.489
29	1 LAP	2:26.161	133	53.035	2:08.750	144	2 LAPS	2:32.952	160	3 LAPS	2:34.418	95	1 LAP	2:15.553	77	3 LAPS	2:26.226
73	3 LAPS	4:41.325	14	54.916	3:34.976	22	2 LAPS	2:23.344	13	1 LAP	2:28.054	74	2 LAPS	2:29.882	123	4 LAPS	2:25.772
223	2 LAPS	2:36.656	81	57.528	2:10.406	44	34.065	2:13.410	19	2 LAPS	2:27.538	24	2 LAPS	2:27.718	83	3 LAPS	2:36.569
14	30.751	2:15.376	52	58.196	2:11.614	89	40.993	2:10.556	22	2 LAPS	2:23.905	62	4 LAPS	2:31.493	24	2 LAPS	2:27.427
19	2 LAPS	4:03.437	65	59.901	2:12.566	163	2 LAPS	2:31.252	44	38.927	2:14.762	223	4 LAPS	5:36.713	74	2 LAPS	2:28.257
144	2 LAPS	2:31.979	202	2 LAPS	2:35.960	133	54.814	2:10.131	89	43.026	2:11.933	13	1 LAP	2:28.021	44	46.813	2:13.639
83	2 LAPS	2:28.780	29	1 LAP	3:53.097	14	55.567	2:09.003	144	2 LAPS	2:33.284	160	3 LAPS	2:34.502	89	49.271	2:14.685
95	1 LAP	2:16.277	72	2 LAPS	2:30.640	81	58.010	2:08.834	911	3 LAPS	2:39.409	44	43.528	2:13.284	48	52.127	3:02.481
4	1:02.457	2:07.826	21	1:08.492	2:10.224	52	59.162	2:09.318	73	3 LAPS	2:39.270	89	44.940	2:10.597	62	4 LAPS	2:35.222
48	1:03.391	2:07.921	78	2 LAPS	2:23.371	65	59.599	2:08.050	133	54.784	2:09.870	22	2 LAPS	2:23.169	13	1 LAP	2:28.868
163	2 LAPS	2:33.853	3	1:11.013	2:13.587	21	1:08.751	2:08.611	14	55.515	2:09.848	19	2 LAPS	2:29.722	133	1:04.320	2:18.427
202	2 LAPS	2:25.665	50	1 LAP	2:17.486	3	1:15.624	2:12.963	81	56.899	2:08.789	133	56.247	2:10.146	160	3 LAPS	2:34.838
89	1:38.373	3:38.715	210	1:14.056	2:13.099	202	2 LAPS	2:25.829	65	58.638	2:08.939	14	56.690	2:09.858	14	1:07.452	2:21.116
72	2 LAPS	2:29.952	76	1:17.426	2:10.932	210	1:20.412	2:14.708	52	1:00.704	2:11.442	81	57.116	2:08.900	81	1:09.689	2:22.927
133	1:55.096	2:10.649	36	2 LAPS	2:31.232	29	1 LAP	2:25.432	21	1:06.710	2:07.859	65	58.633	2:08.678	52	1:11.967	2:19.777
36	2 LAPS	3:58.978	223	2 LAPS	4:12.133	50	1 LAP	2:17.350	163	2 LAPS	2:33.087	52	1:02.544	2:10.523	65	1:12.230	2:23.951
52	1:57.393	2:11.487	7	1:31.056	2:27.189	76	1:21.405	2:12.331	3	1:18.313	2:12.589	21	1:07.352	2:09.325	22	2 LAPS	2:30.320
78	2 LAPS	3:55.319	47	1 LAP	2:19.150	78	2 LAPS	2:22.732	210	1:23.289	2:12.777	73	3 LAPS	2:35.668	21	1:13.686	2:16.688
81	1:57.933	2:10.118	74	1 LAP	2:29.318	72	2 LAPS	2:30.262	76	1:23.754	2:12.249	911	3 LAPS	2:37.089	223	4 LAPS	2:46.969
65	1:58.146	2:09.966	150	1:45.402	2:21.219	36	2 LAPS	2:30.710	50	1 LAP	2:18.473	3	1:22.684	2:13.054	19	2 LAPS	2:33.683
50	1 LAP	3:42.863	62	3 LAPS	2:30.947	47	1 LAP	2:18.830	29	1 LAP	2:23.160	210	1:27.503	2:12.897	3	1:26.468	2:14.138
3	2:08.237	3:38.162	59	1 LAP	2:24.215	7	1:47.879	2:25.175	78	2 LAPS	2:20.554	76	1:27.898	2:12.827	73	3 LAPS	2:42.392
21	2:09.079	2:10.537	16	1 LAP	2:22.409	150	1:56.674	2:19.624	202	2 LAPS	2:26.689	50	1 LAP	2:15.967	911	3 LAPS	2:42.027
210	2:11.768	2:14.411	77	2 LAPS	2:23.327	83	2 LAPS	4:01.263	72	2 LAPS	2:30.438	163	2 LAPS	2:33.857	210	1:49.624	2:32.475
7	2:14.678	4:07.195	123	3 LAPS	2:23.198	16	1 LAP	2:22.815	47	1 LAP	2:19.750	78	2 LAPS	2:21.666	76	1:50.252	2:32.708
76	2:17.305	2:11.930	24	1 LAP	2:28.975	59	1 LAP	2:24.532	36	2 LAPS	2:33.983	29	1 LAP	2:23.087	50	1 LAP	2:26.251
74	1 LAP	3:56.460	160	2 LAPS	2:33.513	77	2 LAPS	2:25.967	7	2:04.949	2:26.970	202	2 LAPS	2:24.059	163	2 LAPS	2:34.608
62	3 LAPS	8:21.054							150	2:06.710	2:19.936	47	1 LAP	2:18.853	78	2 LAPS	2:26.301
47	1 LAP	3:51.462													29	1 LAP	2:26.615
59	1 LAP	3:56.375													202	2 LAPS	2:25.183
150	2:34.994	2:23.013													47	1 LAP	2:26.789
24	1 LAP	3:58.877															
160	2 LAPS	2:34.912															
16	1 LAP	2:23.026															
77	2 LAPS	2:23.289															
123	3 LAPS	2:21.523															
13	2:53.267	3:59.329															
911	2 LAPS	4:36.927															
73	2 LAPS	2:36.743															
19	1 LAP	2:29.199															
95	3:09.850	2:15.694															

**Session Start: 15:05:13 - Finish: 15:58:28**  
**Weather/Track Conditions Bright / Dry**  
**Circuit: Silverstone Historic Grand Prix**  
**Track Length: 5.857 Km - 3.6394 miles**

# Silverstone Classic - 28 - 30 Jul 2017

## FIA Masters Historic Sports Cars

### Race 19 - Lap Chart

Lap 19			Lap 20			Lap 21		
NO	Behind	Laptime	NO	Behind	Laptime	NO	Behind	Laptime
4		2:45.503	4		5:34.833	4		4:30.523
72	3 LAPS	2:45.812	72	3 LAPS	5:34.733	72	3 LAPS	4:30.329
7	1 LAP	2:34.701	7	1 LAP	5:34.465	7	1 LAP	4:30.665
16	2 LAPS	2:56.775	16	2 LAPS	5:03.757	16	2 LAPS	4:29.899
59	2 LAPS	2:56.062	59	2 LAPS	5:04.505	59	2 LAPS	4:29.314
95	1 LAP	2:51.804	95	1 LAP	5:05.183	95	1 LAP	4:28.088
77	3 LAPS	2:50.863	77	3 LAPS	5:04.426	77	3 LAPS	4:27.442
123	4 LAPS	2:50.979	123	4 LAPS	5:04.920	123	4 LAPS	4:26.383
83	3 LAPS	2:46.599	83	3 LAPS	5:03.577	74	2 LAPS	4:26.326
24	2 LAPS	2:46.942	24	2 LAPS	5:03.374	24	2 LAPS	4:27.516
74	2 LAPS	2:46.709	74	2 LAPS	5:03.543	44	7.221	4:24.929
44	41.601	2:40.291	44	12.815	5:06.047	89	8.155	4:25.062
36	3 LAPS	3:07.436	89	13.616	5:04.710	13	1 LAP	4:25.689
89	43.739	2:39.971	13	1 LAP	5:02.303	83	3 LAPS	4:31.463
62	4 LAPS	2:37.344	133	15.130	5:02.347	133	10.057	4:25.450
13	1 LAP	2:33.130	160	3 LAPS	4:52.933	160	3 LAPS	4:27.150
133	47.616	2:28.799	14	17.076	4:53.413	14	13.172	4:26.619
160	3 LAPS	2:36.694	81	17.860	4:53.826	81	13.942	4:26.605
14	58.496	2:36.547	65	18.349	4:53.846	65	14.534	4:26.708
81	58.867	2:34.681	52	19.246	4:53.638	52	14.564	4:25.841
65	59.336	2:32.609	22	2 LAPS	4:53.700	22	2 LAPS	4:25.242
52	1:00.441	2:33.977	21	21.131	4:54.121	21	15.608	4:25.000
22	2 LAPS	2:33.486	223	4 LAPS	4:46.795	223	4 LAPS	4:26.375
21	1:01.843	2:33.660	19	2 LAPS	4:46.255	19	2 LAPS	4:25.914
223	4 LAPS	2:40.416	3	23.979	4:46.785	3	18.702	4:25.246
19	2 LAPS	2:39.003	36	3 LAPS	5:18.632	36	3 LAPS	4:27.061
3	1:12.027	2:31.062	73	3 LAPS	4:07.668	73	3 LAPS	4:27.910
73	3 LAPS	2:51.015	911	3 LAPS	4:07.307	911	3 LAPS	4:28.230
911	3 LAPS	2:51.211	210	29.023	4:08.739	210	25.236	4:26.736
210	1:55.117	2:50.996	76	30.455	4:09.691	50	1 LAP	4:25.007
76	1:55.597	2:50.848	50	1 LAP	4:10.309	76	26.042	4:26.110
50	1 LAP	2:48.593	163	2 LAPS	4:10.884	163	2 LAPS	4:26.091
163	2 LAPS	2:39.051	78	2 LAPS	4:10.489	78	2 LAPS	4:25.720
78	2 LAPS	2:39.569	29	1 LAP	4:10.873	29	1 LAP	4:25.730
29	1 LAP	2:39.306	202	2 LAPS	4:10.423	202	2 LAPS	4:27.326
202	2 LAPS	2:37.892	47	1 LAP	4:01.540	47	1 LAP	4:31.137
47	1 LAP	2:32.005						

**Session Start: 15:05:13 - Finish: 15:58:28**  
**Weather/Track Conditions Bright / Dry**  
**Circuit: Silverstone Historic Grand Prix**  
**Track Length: 5.857 Km - 3.6394 miles**



## Silverstone Classic - 28 - 30 Jul 2017

### Maserati Trophy For HGPCA Pre '66 Grand Prix Cars Race 20 - Classification

<b>Sheet No:</b>
------------------

POS	NO	DRIVER/S	CLASS	CLASS POS	CAR MAKE / MODEL	TIME	LAPS	GAP	DIFF	MPH	BEST	ON
1	11	Jon Fairley	12	1	Brabham BT11/19	21:04.614	9	-- 9 laps --		93.24	2:18.968	2
2	118	Sam Wilson	7B	1	Lotus 18 372	21:09.923	9	5.309	5.309	92.85	2:18.895	2
3	3	Barry Cannell	12	2	Brabham BT11A	21:44.174	9	39.560	34.251	90.41	2:23.235	4
4	29	Nick Fennell	11	1	Lotus 25	21:45.871	9	41.257	1.697	90.29	2:23.121	6
5	30	Julian Bronson	8	1	Scarab Offenhauser	22:11.694	9	1:07.080	25.823	88.55	2:26.183	4
6	44	Andrew Beaumont	11	2	Lotus 24 944	22:16.180	9	1:11.566	4.486	88.25	2:26.773	4
7	17	Tony Wood	7A	1	Maserati TecMec	22:17.102	9	1:12.488	0.922	88.18	2:26.158	2
8	66	Sid Hoole	11	3	Cooper T66 F1	22:21.219	9	1:16.605	4.117	87.91	2:27.067	2
9	2	Rod Jolley	7B	2	Cooper T45/51	22:25.469	9	1:20.855	4.250	87.64	2:25.543	9
10	77	Geraint Owen	8	2	Kurtis 500C	22:30.144	9	1:25.530	4.675	87.33	2:27.921	7
11	121	Dan Collins	10	1	Lotus 21 933	22:30.252	9	1:25.638	0.108	87.33	2:28.182	2
12	37	Charles Gillett	9	1	Cooper T43	22:32.982	9	1:28.368	2.730	87.15	2:29.204	2
13	27	Andrew Smith	9	2	Cooper Maserati T51	22:35.634	9	1:31.020	2.652	86.98	2:28.674	6
14	80	Nick Taylor	10	2	Lotus 18 914	22:36.064	9	1:31.450	0.430	86.95	2:29.586	2
15	62	Chris Milner	11	4	Lotus 24 P1	22:39.423	9	1:34.809	3.359	86.74	2:28.082	6
16	9	Mark Daniell	9	3	Cooper T45	22:39.876	9	1:35.262	0.453	86.71	2:28.042	8
17	52	Tom Dark	7B	3	Cooper T51	22:53.856	9	1:49.242	13.980	85.82	2:27.119	6
18	35	Iain Rowley	10	3	Assegai	22:55.190	9	1:50.576	1.334	85.74	2:31.051	5
19	7	Paul Griffin	7B	4	Cooper T51	22:58.949	9	1:54.335	3.759	85.51	2:30.201	9
20	14	Richard Wilson	7B	5	Cooper T51	23:03.415	9	1:58.801	4.466	85.23	2:31.876	8
21	55	Fred Harper	8	3	Kurtis Offenhauser	23:08.070	9	2:03.456	4.655	84.95	2:31.319	7
22	38	Tony Best	7A	2	Ferrari Dino BR01	23:12.578	9	2:07.964	4.508	84.67	2:32.223	2
23	129	Paul Woolley	11	5	Scirocco F1 63	23:25.836	9	2:21.222	13.258	83.87	2:32.308	9
24	16	Marc Valvekens	8	4	Aston Martin DBR4/4	23:28.686	9	2:24.072	2.850	83.70	2:34.379	3
25	8	Tony Ditheridge	9	4	Cooper T45	23:29.005	9	2:24.391	0.319	83.69	2:33.840	2
26	88	Bernardo Hartogs	10	4	Lotus 18/21 916	24:43.665	9	3:39.051	1:14.660	79.47	2:33.489	7
27	151	Rob Hall	9	5	Cooper T43/51	21:04.920	8	-- 8 laps --	0.483	82.86	2:31.342	5
28	19	Paul Grant	5	1	Cooper Bristol Mk2 3/52	21:05.379	8	0.459	0.459	82.83	2:35.745	3
29	248	Klaus Lehr	6	1	Maserati 250F CM5	21:09.987	8	5.067	4.608	82.53	2:36.023	7
30	4	Steve Russell	5	2	Cooper Bristol Mk2 4/53	21:19.853	8	14.933	9.866	81.89	2:37.472	3
31	72	Richard Smeeton	10	5	LDS 007	21:22.171	8	17.251	2.318	81.74	2:35.899	8
32	34	John Bussey	7C	1	Cooper T43	21:26.565	8	21.645	4.394	81.47	2:38.132	3
33	28	Eddie McGuire	8	5	Scarab Offenhauser	21:30.048	8	25.128	3.483	81.24	2:32.661	7
34	36	Erik Staes	10	6	Lotus 18/21 P2	21:30.211	8	25.291	0.163	81.23	2:37.025	7
35	18	Nigel Batchelor	INV	1	Kieft	21:35.669	8	30.749	5.458	80.89	2:38.090	8
36	33	Chris Phillips	5	3	Cooper Bristol Mk2 6/53	21:53.492	8	48.572	17.823	79.80	2:40.515	7
37	40	Tania Pilkington	9	6	Cooper T43	22:00.073	8	55.153	6.581	79.40	2:41.714	3
38	25	Martin Halusa	6	2	Maserati 250F 2521	22:24.344	8	1:19.424	24.271	77.96	2:42.938	5
39	70	Guy Plante	9	7	Cooper T45	22:29.970	8	1:25.050	5.626	77.64	2:39.716	5

Car 17 - 10 second time penalty (false start)  
Car 71 - Non Starter

*Session Start: 16:21:57 - Finish: 16:43:01*  
*Weather/Track Conditions: Cloud / Dry*  
*Circuit: Silverstone Historic Grand Prix*  
*Track Length: 5.857 Km - 3.6394 miles*

These results are provisional until the conclusion of any judicial and technical matters.
---

Clerk of the Course:	Timekeeper:	Issued at:
----------------------	-------------	------------





**Silverstone Classic - 28 - 30 Jul 2017**

**Maserati Trophy For HGPCA Pre '66 Grand Prix Cars**

**Race 20 - Classification**

**Sheet No:**

40	5	Michel Baudin	9	8	Cooper T45	22:37.596	8	1:32.676	7.626	77.21	2:46.218	6
41	53	Scotty Taylor	12	3	Cooper T53	22:39.403	8	1:34.483	1.807	77.10	2:41.957	2
42	23	Barry Wood	5	4	Cooper Bristol Mk1 6/52	22:43.250	8	1:38.330	3.847	76.88	2:46.909	6

----- NOT CLASSIFIED -----

DNF 50		Tony Smith	7B		Cooper T51	18:46.751	7	-- 7 laps --		81.39	2:36.986	2
DNF 20		Alex Morton	10		Lotus 21 939/952	12:46.666	5	-- 5 laps --		85.44	2:31.155	4
DNF 42		James Willis	9		Cooper T45	10:23.071	4	-- 4 laps --	9.451	84.11	2:33.864	4
DNF 21		Ian Nuthall	5		Alfa F2	8:01.474	3	-- 3 laps --	12.267	81.63	2:37.177	3
DNF 46		Harindra de Silva	11		Lotus 24 946	8:08.439	3	6.965	6.965	80.47	2:38.847	3
DNF 10		William Nuthall	7B		Cooper T53	4:46.724	2	-- 2 laps --		91.39	2:22.877	2

----- FASTEST LAP SUMMARY -----

NO	DRIVER/S	CLASS	CAR MAKE / MODEL	FASTEST LAP	ON	MPH
118	Sam Wilson	7B	Lotus 18 372	2:18.895	2	94.33
11	Jon Fairley	12	Brabham BT11/19	2:18.968	2	94.28
29	Nick Fennell	11	Lotus 25	2:23.121	6	91.54
17	Tony Wood	7A	Maserati TecMec	2:26.158	2	89.64
30	Julian Bronson	8	Scarab Offenhauser	2:26.183	4	89.63
9	Mark Daniell	9	Cooper T45	2:28.042	8	88.50
121	Dan Collins	10	Lotus 21 933	2:28.182	2	88.42
19	Paul Grant	5	Cooper Bristol Mk2 3/52	2:35.745	3	84.12
248	Klaus Lehr	6	Maserati 250F CM5	2:36.023	7	83.97
18	Nigel Batchelor	INV	Kieft	2:38.090	8	82.88
34	John Bussey	7C	Cooper T43	2:38.132	3	82.85

Car 17 - 10 second time penalty (false start)  
Car 71 - Non Starter

*Session Start: 16:21:57 - Finish: 16:43:01*  
*Weather/Track Conditions: Cloud / Dry*  
*Circuit: Silverstone Historic Grand Prix*  
*Track Length: 5.857 Km - 3.6394 miles*

These results are provisional until the conclusion of any judicial and technical matters.

Clerk of the Course:	Timekeeper:	Issued at:
----------------------	-------------	------------

# Silverstone Classic - 28 - 30 Jul 2017

## Maserati Trophy For HGPCA Pre '66 Grand Prix Cars

### Race 20 - Sector Analysis

2 Rod Jolley (7B)								Cooper T45/51							
lap	Sect-1	Speed	Sect-2	Speed	Sect-3	Speed	Laptime Pit	lap	Sect-1	Speed	Sect-2	Speed	Sect-3	Speed	Laptime Pit
1		109.7	1:18.350	132.6	29.724	91.8	2:50.091	6	44.664	131.1	1:12.976	124.3	27.934	93.6	2:25.574
2	46.444	121.6	1:14.325	133.9	29.134	90.9	2:29.903	7	44.894	130.8	1:12.832	135.3	28.412	92.7	2:26.138
3	45.897	122.2	1:13.768	134.8	28.689	89.8	2:28.354	8	45.814	126.4	1:12.982	136.1	28.169	94.3	2:26.965
4	46.375	128.3	1:12.106	136.7	28.113	94.3	2:26.594	9	45.408	129.8	1:12.431		27.704	90.1	2:25.543
5	45.075	126.1	1:12.931	137.0	28.301	95.1	2:26.307	10							

3 Barry Cannell (12)								Brabham BT11A							
lap	Sect-1	Speed	Sect-2	Speed	Sect-3	Speed	Laptime Pit	lap	Sect-1	Speed	Sect-2	Speed	Sect-3	Speed	Laptime Pit
1		117.7	1:12.780	137.8	27.638	82.4	2:26.150	6	44.880	132.1	1:11.180	137.8	27.433	95.1	2:23.493
2	45.273	128.8	1:11.936	138.9	27.624	88.2	2:24.833	7	45.475	131.3	1:12.363	138.9	28.045	92.8	2:25.883
3	45.073	131.1	1:11.190	138.1	27.672	92.4	2:23.935	8	46.059	134.5	1:11.721	138.7	28.050	94.9	2:25.830
4	45.226	131.8	1:10.917	138.1	27.092	96.3	2:23.235	9				137.0	28.148		2:26.940
5	44.635	129.1					2:23.875	10							

4 Steve Russell (5)								Cooper Bristol Mk2 4/53							
lap	Sect-1	Speed	Sect-2	Speed	Sect-3	Speed	Laptime Pit	lap	Sect-1	Speed	Sect-2	Speed	Sect-3	Speed	Laptime Pit
1		109.7	1:20.925		30.605	77.9	2:50.986	5	49.190	111.1	1:19.904		29.239	84.0	2:38.333
2	50.491	111.3	1:18.548		28.978	82.8	2:38.017	6	49.879	112.4	1:19.329		29.329	83.5	2:38.537
3	48.957	113.4	1:19.562		28.953	85.7	2:37.472	7	50.004	111.5	1:19.792		29.371	84.6	2:39.167
4	49.027	114.1	1:19.493		29.362	84.7	2:37.882	8	50.279	111.8	1:19.730		29.450	84.1	2:39.459

5 Michel Baudin (9)								Cooper T45							
lap	Sect-1	Speed	Sect-2	Speed	Sect-3	Speed	Laptime Pit	lap	Sect-1	Speed	Sect-2	Speed	Sect-3	Speed	Laptime Pit
1		105.5	1:24.507		32.699	81.1	3:02.292	5	51.608	117.5	1:22.830		32.544	81.8	2:46.982
2	52.052	98.7	1:23.859		33.143	81.2	2:49.054	6	51.267	115.9	1:22.992		31.959	82.4	2:46.218
3	53.780	97.7	1:23.974		32.788	81.6	2:50.542	7	51.040	108.9	1:22.693		33.291	75.5	2:47.024
4	52.129	110.7	1:23.852		33.262	79.0	2:49.243	8	51.681	118.1	1:22.796		31.764	82.8	2:46.241

7 Paul Griffin (7B)								Cooper T51							
lap	Sect-1	Speed	Sect-2	Speed	Sect-3	Speed	Laptime Pit	lap	Sect-1	Speed	Sect-2	Speed	Sect-3	Speed	Laptime Pit
1		118.8	1:19.327		30.287	84.3	2:45.090	6	47.223	125.7	1:14.999	132.4	28.947	89.5	2:31.169
2	48.012	121.6	1:17.147	131.1	29.612	85.7	2:34.771	7	46.626	126.6	1:14.777	131.6	29.438	87.0	2:30.841
3	47.601	125.7	1:15.854		29.034	90.1	2:32.489	8	48.064	119.4	1:15.735		28.987	90.2	2:32.786
4	46.969	124.7	1:14.844	131.6	29.261	91.9	2:31.074	9	46.758	122.9	1:14.311	131.1	29.132	89.7	2:30.201
5	46.563	123.4	1:15.123	132.4	28.842	91.1	2:30.528	10							

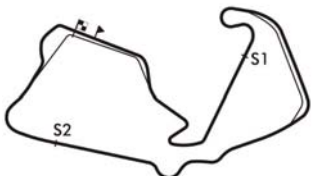
8 Tony Ditheridge (9)								Cooper T45							
lap	Sect-1	Speed	Sect-2	Speed	Sect-3	Speed	Laptime Pit	lap	Sect-1	Speed	Sect-2	Speed	Sect-3	Speed	Laptime Pit
1		117.3	1:17.910	126.4	29.910	85.2	2:43.093	6	48.419	121.4	1:17.672	128.1	29.598	88.3	2:35.689
2	47.859	118.4	1:16.489	129.6	29.492	87.0	2:33.840	7	48.217	121.1	1:17.870	126.1	30.093	85.4	2:36.180
3	48.882	117.3	1:17.848	122.7	29.790	89.4	2:36.520	8	48.797	115.9	1:17.859		29.595	83.6	2:36.251
4	47.749	117.1	1:17.339	127.1	30.196	86.8	2:35.284	9	47.998	115.5	1:16.659		29.556	89.6	2:34.213
5	49.875	118.1	1:18.333	128.8	29.727	88.3	2:37.935	10							

9 Mark Daniell (9)								Cooper T45							
lap	Sect-1	Speed	Sect-2	Speed	Sect-3	Speed	Laptime Pit	lap	Sect-1	Speed	Sect-2	Speed	Sect-3	Speed	Laptime Pit
1		117.9	1:16.938		29.271	87.2	2:42.014	6	46.694	122.5	1:14.676		28.035	91.8	2:29.405
2	48.175	120.1	1:14.965		28.544	92.9	2:31.684	7	46.279	122.5	1:14.033		27.790	92.4	2:28.102
3	47.234	120.5	1:15.453		28.681	89.5	2:31.368	8	46.175	122.7	1:14.094		27.773	91.9	2:28.042
4	47.059	122.7	1:14.632		28.590	91.4	2:30.281	9	46.348	122.9	1:14.299		28.227	92.9	2:28.874
5	46.440	122.9	1:15.027		28.639	91.1	2:30.106	10							

10 William Nuthall (7B)								Cooper T53							
lap	Sect-1	Speed	Sect-2	Speed	Sect-3	Speed	Laptime Pit	lap	Sect-1	Speed	Sect-2	Speed	Sect-3	Speed	Laptime Pit
1		124.5	1:12.103	135.0	26.934	96.7	2:23.847	2	44.045	130.3	1:11.864	134.2	26.968	96.8	2:22.877



**Session Start: 16:21:57 - Finish: 16:43:01**  
**Weather/Track Conditions: Cloud / Dry**  
**Circuit: Silverstone Historic Grand Prix**  
**Track Length: 5.857 Km - 3.6394 miles**

# Silverstone Classic - 28 - 30 Jul 2017

## Maserati Trophy For HGPCA Pre '66 Grand Prix Cars

### Race 20 - Sector Analysis

11 Jon Fairley (12)							Brabham BT11/19										
lap	Sect-1	Speed	Sect-2	Speed	Sect-3	Speed	Laptime	Pit	lap	Sect-1	Speed	Sect-2	Speed	Sect-3	Speed	Laptime	Pit
1		130.6	1:10.618		26.408	100.0	2:21.045		6	43.366	130.6	1:10.093		26.086	99.4	2:19.545	
2	43.100	131.8	1:09.680		26.188	97.3	2:18.968		7	43.792	133.9	1:10.678		26.145	99.0	2:20.615	
3	44.445	132.1	1:10.159		26.115	95.9	2:20.719		8	44.714	130.6	1:10.438		26.466	98.0	2:21.618	
4	43.212	130.8	1:10.021		26.167	99.0	2:19.400		9	43.987	133.7	1:10.287		28.507	86.8	2:22.781	
5	43.632	133.2	1:09.776		26.515	94.7	2:19.923		10								

14 Richard Wilson (7B)							Cooper T51										
lap	Sect-1	Speed	Sect-2	Speed	Sect-3	Speed	Laptime	Pit	lap	Sect-1	Speed	Sect-2	Speed	Sect-3	Speed	Laptime	Pit
1		113.6	1:17.693		29.539	88.7	2:41.799		6	47.620	122.2	1:15.591		29.301	91.4	2:32.512	
2	48.729	113.4	1:16.470		28.856	92.2	2:34.055		7	47.935	123.8	1:15.443	131.3	28.596	90.9	2:31.974	
3	47.860	116.7	1:15.684		28.790	88.7	2:32.334		8	47.178	120.7	1:15.140		29.558	87.0	2:31.876	
4	49.609	119.0	1:15.480		28.853	92.8	2:33.942		9	47.805	116.9	1:15.648		28.717	92.8	2:32.170	
5	47.448	119.4	1:16.339		28.966	91.1	2:32.753		10								

16 Marc Valvekens (8)							Aston Martin DBR4/4										
lap	Sect-1	Speed	Sect-2	Speed	Sect-3	Speed	Laptime	Pit	lap	Sect-1	Speed	Sect-2	Speed	Sect-3	Speed	Laptime	Pit
1		119.0	1:18.351	127.6	29.794	88.4	2:44.245		6	48.296	122.5	1:17.789	127.6	29.522	89.7	2:35.607	
2	48.639	121.6	1:17.418	128.3	30.430	86.7	2:36.487		7	48.535	122.9	1:17.680	127.1	29.695	87.2	2:35.910	
3	47.886	121.1	1:17.161	126.1	29.332	89.6	2:34.379		8	48.919	121.1	1:17.292	128.1	29.294	89.2	2:35.505	
4	48.494	115.1	1:18.646	125.9	29.217	90.1	2:36.357		9	48.862	118.6	1:16.917	128.1	29.675	88.4	2:35.454	
5	47.860	117.1	1:17.245	128.6	29.637	89.2	2:34.742		10								

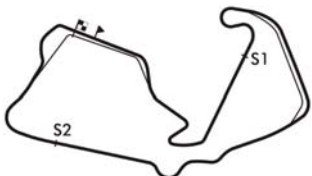
17 Tony Wood (7A)							Maserati TecMec										
lap	Sect-1	Speed	Sect-2	Speed	Sect-3	Speed	Laptime	Pit	lap	Sect-1	Speed	Sect-2	Speed	Sect-3	Speed	Laptime	Pit
1		121.6	1:14.211		28.174	88.3	2:29.933		6	45.310	126.9	1:13.442		28.021	90.0	2:26.773	
2	45.413	125.7	1:12.958		27.787	90.9	2:26.158		7	45.561	128.6	1:13.743		27.652	90.9	2:26.956	
3	45.843	122.9	1:12.797		27.857	91.8	2:26.497		8	45.978	123.6	1:14.567		28.177	89.2	2:28.722	
4	45.331	125.4	1:12.981		27.967	91.1	2:26.279		9	46.909	127.1	1:14.017	131.3	28.054	90.0	2:28.980	
5	45.338	129.3	1:12.882		28.584	88.1	2:26.804		10								

18 Nigel Batchelor (INV)							Kieft										
lap	Sect-1	Speed	Sect-2	Speed	Sect-3	Speed	Laptime	Pit	lap	Sect-1	Speed	Sect-2	Speed	Sect-3	Speed	Laptime	Pit
1		102.5	1:23.243	116.1	30.734	78.7	2:54.072		5	49.330	110.6	1:19.774	115.9	29.422	86.5	2:38.526	
2	51.067	110.4	1:22.384	114.5	30.703	79.4	2:44.154		6	50.148	110.9	1:20.872	115.5	29.359	84.7	2:40.379	
3	52.202	110.2	1:20.554	115.1	30.252	82.5	2:43.008		7	49.790	114.1	1:18.998	116.5	29.348	84.0	2:38.136	
4	50.261	111.3	1:19.217	117.7	29.826	86.0	2:39.304		8	49.476	113.9	1:18.923	116.7	29.691	83.7	2:38.090	

19 Paul Grant (5)							Cooper Bristol Mk2 3/52										
lap	Sect-1	Speed	Sect-2	Speed	Sect-3	Speed	Laptime	Pit	lap	Sect-1	Speed	Sect-2	Speed	Sect-3	Speed	Laptime	Pit
1		111.5	1:19.370		30.338	86.1	2:46.694		5	48.805	112.2	1:20.418		29.083	85.7	2:38.306	
2	48.542	109.1	1:19.062		29.411	86.4	2:37.015		6	49.272	109.7	1:19.339		29.184	84.8	2:37.795	
3	48.609	108.1	1:18.225		28.911	83.3	2:35.745		7	48.786	109.5	1:19.052		29.169	86.4	2:37.007	
4	48.868	110.7	1:18.116		28.844	85.7	2:35.828		8	48.782	110.9	1:18.571		29.636	84.7	2:36.989	

20 Alex Morton (10)							Lotus 21 939/952										
lap	Sect-1	Speed	Sect-2	Speed	Sect-3	Speed	Laptime	Pit	lap	Sect-1	Speed	Sect-2	Speed	Sect-3	Speed	Laptime	Pit
1		119.6	1:16.393	124.5	29.193	88.0	2:36.172		4	46.960	118.1	1:15.359	125.7	28.836	90.0	2:31.155	
2	47.422	117.7	1:17.151	123.6	29.342	89.5	2:33.915		5	46.421	117.3	1:16.736	121.8	29.889	88.7	2:33.046	
3	46.475	119.6	1:16.333	122.5	29.570	89.7	2:32.378		6								

21 Ian Nuthall (5)							Alfa F2										
lap	Sect-1	Speed	Sect-2	Speed	Sect-3	Speed	Laptime	Pit	lap	Sect-1	Speed	Sect-2	Speed	Sect-3	Speed	Laptime	Pit
1		107.7	1:19.254	119.2	30.299	88.0	2:47.018		3	48.797	114.9	1:18.884	119.4	29.496	86.6	2:37.177	
2	49.388	113.7	1:18.205	119.2	29.686	86.8	2:37.279		4								



**Session Start: 16:21:57 - Finish: 16:43:01**  
**Weather/Track Conditions: Cloud / Dry**  
**Circuit: Silverstone Historic Grand Prix**  
**Track Length: 5.857 Km - 3.6394 miles**

# Silverstone Classic - 28 - 30 Jul 2017

## Maserati Trophy For HGPCA Pre '66 Grand Prix Cars

### Race 20 - Sector Analysis

23 Barry Wood (5)								Cooper Bristol Mk1 6/52							
lap	Sect-1	Speed	Sect-2	Speed	Sect-3	Speed	Laptime Pit	lap	Sect-1	Speed	Sect-2	Speed	Sect-3	Speed	Laptime Pit
1		105.0	1:24.520		32.057	82.1	3:02.955	5	51.726	105.7	1:24.038		31.820	84.9	2:47.584
2	52.187	96.1	1:24.018		32.611	82.4	2:48.816	6	51.248	108.4	1:23.796		31.865	81.6	2:46.909
3	53.818	91.3	1:25.621		31.899	82.7	2:51.338	7	51.984	107.7	1:24.586		31.887	81.1	2:48.457
4	51.830	107.0	1:23.796		33.398	79.9	2:49.024	8	52.756	109.1	1:23.484		31.927	79.9	2:48.167

25 Martin Halusa (6)								Maserati 250F 2521							
lap	Sect-1	Speed	Sect-2	Speed	Sect-3	Speed	Laptime Pit	lap	Sect-1	Speed	Sect-2	Speed	Sect-3	Speed	Laptime Pit
1		104.4	1:20.349	122.7	30.546	85.5	2:49.742	5	50.994	103.9	1:21.621	117.7	30.323	83.6	2:42.938
2	52.606	102.0	1:21.310	119.6	30.476	84.0	2:44.392	6	51.527	98.3	1:22.023	119.0	31.169	80.8	2:44.719
3	51.925	107.4	1:38.161	116.3	31.506	80.3	3:01.592	7	51.886	111.7	1:21.492	116.3	31.363	80.0	2:44.741
4	52.689	111.3	1:21.165	122.0	31.922	83.3	2:45.776	8	54.358	100.5	1:24.671	113.0	31.415	81.2	2:50.444

27 Andrew Smith (9)								Cooper Maserati T51							
lap	Sect-1	Speed	Sect-2	Speed	Sect-3	Speed	Laptime Pit	lap	Sect-1	Speed	Sect-2	Speed	Sect-3	Speed	Laptime Pit
1		124.5	1:15.739		29.608	91.9	2:38.471	6	46.296	128.1	1:13.968		28.410	94.3	2:28.674
2	46.166	125.7	1:14.868		28.700	93.2	2:29.734	7	46.690	124.7	1:14.656		28.368	94.1	2:29.714
3	46.331	125.7	1:14.361		28.541	93.2	2:29.233	8	46.466	127.3	1:13.996		28.936	93.9	2:29.398
4	46.191	126.6	1:14.145		28.479	89.5	2:28.815	9	46.599	126.6	1:15.391		29.591	95.2	2:31.581
5	46.588	123.4	1:15.029		28.397	91.8	2:30.014	10							

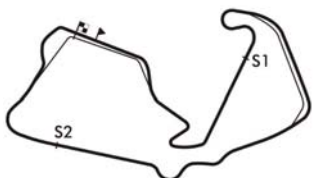
28 Eddie McGuire (8)								Scarab Offenhauser							
lap	Sect-1	Speed	Sect-2	Speed	Sect-3	Speed	Laptime Pit	lap	Sect-1	Speed	Sect-2	Speed	Sect-3	Speed	Laptime Pit
1		117.1	1:18.779		30.675	88.3	2:56.747	5	47.880	125.9	1:16.817		30.598	88.0	2:35.295
2	49.121	113.9	1:18.226		30.337	90.4	2:37.684	6	48.977	122.0	1:16.359		29.100	91.8	2:34.436
3	48.029	123.6	1:17.041		29.960	92.3	2:35.030	7	47.073	123.4	1:16.004		29.584	93.5	2:32.661
4	47.575	123.1	1:16.176		29.625	89.4	2:33.376	8	46.961	121.6	1:38.553				3:04.819

29 Nick Fennell (11)								Lotus 25							
lap	Sect-1	Speed	Sect-2	Speed	Sect-3	Speed	Laptime Pit	lap	Sect-1	Speed	Sect-2	Speed	Sect-3	Speed	Laptime Pit
1		122.0	1:12.962	130.6	27.384	91.9	2:26.792	6	44.594	126.1	1:11.726	129.3	26.801	91.3	2:23.121
2	45.733	124.7	1:12.505	129.6	26.873	91.7	2:25.111	7	44.745	125.7	1:14.555	128.8	27.700	88.3	2:27.000
3	44.864	126.9	1:12.272	128.8	27.026	94.4	2:24.162	8	45.676	124.5	1:11.946	128.8	27.154	92.7	2:24.776
4	44.376	128.6	1:12.663	129.6	26.877	91.8	2:23.916	9	46.169	125.2	1:13.115	128.3	27.075	94.4	2:26.359
5	44.765	125.7	1:12.308	129.1	27.561	90.6	2:24.634	10							

30 Julian Bronson (8)								Scarab Offenhauser							
lap	Sect-1	Speed	Sect-2	Speed	Sect-3	Speed	Laptime Pit	lap	Sect-1	Speed	Sect-2	Speed	Sect-3	Speed	Laptime Pit
1		110.9	1:13.732		27.744	92.7	2:28.465	6	45.481	127.1	1:13.833		27.779	89.4	2:27.093
2	45.137	123.6	1:13.968		27.927	87.5	2:27.032	7	45.603	125.4	1:14.264		28.600	89.2	2:28.467
3	45.513	116.3	1:13.699		27.516	88.9	2:26.728	8	47.259	120.1	1:15.330		28.299	89.1	2:30.888
4	45.341	123.6	1:13.306		27.536	90.3	2:26.183	9	46.917	122.0	1:14.583		28.701	90.2	2:30.201
5	45.247	125.0	1:13.321		28.069	90.1	2:26.637	10							

33 Chris Phillips (5)								Cooper Bristol Mk2 6/53							
lap	Sect-1	Speed	Sect-2	Speed	Sect-3	Speed	Laptime Pit	lap	Sect-1	Speed	Sect-2	Speed	Sect-3	Speed	Laptime Pit
1		105.8	1:23.389	113.2	30.583	81.6	2:54.419	5	50.730	107.4	1:21.443	115.5	29.718	82.8	2:41.891
2	51.472	108.8	1:22.558	114.5	31.365	79.0	2:45.395	6	51.849	102.9	1:21.316	115.3	29.466	84.3	2:42.631
3	51.916	108.6	1:20.375	115.9	30.921	78.2	2:43.212	7	50.152	108.2	1:20.755	113.0	29.608	82.7	2:40.515
4	51.168	108.6	1:21.263	115.1	29.756	83.1	2:42.187	8	51.249	104.5	1:21.452	115.9	30.541	81.3	2:43.242

34 John Bussey (7C)								Cooper T43							
lap	Sect-1	Speed	Sect-2	Speed	Sect-3	Speed	Laptime Pit	lap	Sect-1	Speed	Sect-2	Speed	Sect-3	Speed	Laptime Pit
1		109.5	1:20.893	118.6	30.729	79.3	2:51.698	5	49.425	111.8	1:19.549	115.9	30.013	83.2	2:38.987
2	50.994	112.0	1:20.322	118.1	29.831	84.1	2:41.147	6	50.068	108.2	1:19.870	118.8	29.732	83.8	2:39.670
3	49.293	112.8	1:19.211	117.9	29.628	82.7	2:38.132	7	49.120	113.4	1:19.352	115.5	29.897	84.4	2:38.369
4	49.346	112.6	1:20.596	116.3	29.632	81.8	2:39.574	8	49.320	112.8	1:19.323	117.3	30.345	83.9	2:38.988



**Session Start: 16:21:57 - Finish: 16:43:01**  
**Weather/Track Conditions: Cloud / Dry**  
**Circuit: Silverstone Historic Grand Prix**  
**Track Length: 5.857 Km - 3.6394 miles**

# Silverstone Classic - 28 - 30 Jul 2017

## Maserati Trophy For HGPCA Pre '66 Grand Prix Cars

### Race 20 - Sector Analysis

35 Iain Rowley (10)								Assegai							
lap	Sect-1	Speed	Sect-2	Speed	Sect-3	Speed	Laptime Pit	lap	Sect-1	Speed	Sect-2	Speed	Sect-3	Speed	Laptime Pit
1		113.4	1:17.024	125.0	29.104	87.2	2:40.000	6	47.579	103.6	1:16.441	123.1	28.460	87.0	2:32.480
2	47.141	119.6	1:16.333	125.2	28.560	88.7	2:32.034	7	46.962	120.3	1:15.941	122.9	28.310	89.1	2:31.213
3	47.740	121.1	1:15.334	125.0	28.694	89.8	2:31.768	8	47.690	119.8	1:15.764	122.7	28.454	89.2	2:31.908
4	47.089	119.6	1:16.000	123.4	28.886	91.3	2:31.975	9	46.802	120.1	1:16.692	121.4	29.267	84.6	2:32.761
5	46.858	121.4	1:15.792	124.7	28.401	89.1	2:31.051	10							

36 Erik Staes (10)								Lotus 18/21 P2							
lap	Sect-1	Speed	Sect-2	Speed	Sect-3	Speed	Laptime Pit	lap	Sect-1	Speed	Sect-2	Speed	Sect-3	Speed	Laptime Pit
1		101.7	1:23.483	117.3	31.048	81.9	2:55.986	5	48.223	114.7	1:19.046	119.6	31.108	87.0	2:38.377
2	49.883	112.8	1:21.724	112.6	31.880	80.0	2:43.487	6	48.798	114.9	1:18.141	120.5	31.044	87.6	2:37.983
3	49.821	113.6	1:21.275	119.2	30.225	87.5	2:41.321	7	48.409	116.3	1:17.871	119.8	30.745	86.3	2:37.025
4	48.652	112.8	1:18.929	121.1	31.000	87.8	2:38.581	8	48.915	115.3	1:17.846	121.6	30.690	85.8	2:37.451

37 Charles Gillett (9)								Cooper T43							
lap	Sect-1	Speed	Sect-2	Speed	Sect-3	Speed	Laptime Pit	lap	Sect-1	Speed	Sect-2	Speed	Sect-3	Speed	Laptime Pit
1		123.4	1:15.241	122.2	28.160	92.2	2:32.436	6	46.339	123.1	1:15.236	129.8	27.816	90.0	2:29.391
2	46.931	121.8	1:14.672	128.1	27.601	91.3	2:29.204	7	47.255	122.2	1:14.795	129.6	27.643	93.2	2:29.693
3	47.933	120.3	1:14.593	129.1	28.437	88.7	2:30.963	8	46.181	124.3	1:14.492	128.1	28.771	89.2	2:29.444
4	47.830	115.9	1:16.084	129.8	28.008	91.7	2:31.922	9	47.059	121.8	1:15.324	129.3	27.342	90.9	2:29.725
5	46.294	122.7	1:15.417	129.8	28.493	87.8	2:30.204	10							

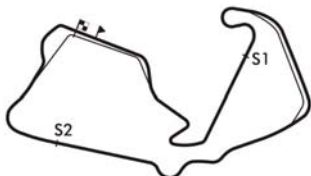
38 Tony Best (7A)								Ferrari Dino BR01							
lap	Sect-1	Speed	Sect-2	Speed	Sect-3	Speed	Laptime Pit	lap	Sect-1	Speed	Sect-2	Speed	Sect-3	Speed	Laptime Pit
1		107.4	1:17.499		29.524	86.4	2:40.662	6	47.625	121.4	1:16.126		28.635	89.4	2:32.386
2	47.745	116.5	1:15.477		29.001	87.4	2:32.223	7					29.616	88.7	2:34.609
3	48.465	117.1	1:16.554		29.032	89.5	2:34.051	8	48.881	113.7	1:18.065		29.492	87.7	2:36.438
4	48.006	111.1	1:16.507		29.088	87.0	2:33.601	9	49.046	121.4	1:17.167		29.505	88.1	2:35.718
5	47.876	122.9	1:16.035		28.979	86.8	2:32.890	10							

40 Tania Pilkington (9)								Cooper T43							
lap	Sect-1	Speed	Sect-2	Speed	Sect-3	Speed	Laptime Pit	lap	Sect-1	Speed	Sect-2	Speed	Sect-3	Speed	Laptime Pit
1		108.6	1:22.578	116.7	30.840	84.6	2:57.690	5	51.096	112.6	1:20.443	116.1	30.496	84.9	2:42.035
2	50.711	110.4	1:20.418	118.4	31.169	81.6	2:42.298	6	51.153	111.3	1:21.283	118.6	30.122	82.2	2:42.558
3	50.972	113.0	1:20.142	118.8	30.600	86.4	2:41.714	7	50.971	112.8	1:24.331	115.9	30.912	85.1	2:46.214
4	50.477	113.2	1:21.537	119.6	29.849	86.0	2:41.863	8	53.294	110.9	1:21.324	116.5	31.083	81.5	2:45.701

42 James Willis (9)								Cooper T45							
lap	Sect-1	Speed	Sect-2	Speed	Sect-3	Speed	Laptime Pit	lap	Sect-1	Speed	Sect-2	Speed	Sect-3	Speed	Laptime Pit
1		116.1	1:16.340	125.7	30.828	82.2	2:40.396	3	47.917	115.5	1:16.470	125.7	29.863	90.0	2:34.250
2	49.552	116.9	1:16.016	123.4	28.993	84.1	2:34.561	4	48.603	116.5	1:16.280	129.1	28.981	88.7	2:33.864

44 Andrew Beaumont (11)								Lotus 24 944							
lap	Sect-1	Speed	Sect-2	Speed	Sect-3	Speed	Laptime Pit	lap	Sect-1	Speed	Sect-2	Speed	Sect-3	Speed	Laptime Pit
1		116.3	1:14.411	131.1	28.306	93.7	2:32.221	6	46.022	124.0	1:14.020	131.1	28.067	90.0	2:28.109
2	45.832	120.7	1:13.542	132.6	28.843	89.6	2:28.217	7	46.852	124.5	1:13.255	131.3	28.390	91.7	2:28.497
3	45.619	126.1	1:14.059	131.1	27.449	89.0	2:27.127	8	46.003	123.1	1:14.240	130.3	29.430	90.9	2:29.673
4	45.484	125.4	1:14.028	129.6	27.261	89.0	2:26.773	9	46.093	123.4	1:13.709	129.3	27.518	91.9	2:27.320
5	45.628	126.4	1:14.460	131.3	28.155	90.6	2:28.243	10							

46 Harindra de Silva (11)								Lotus 24 946							
lap	Sect-1	Speed	Sect-2	Speed	Sect-3	Speed	Laptime Pit	lap	Sect-1	Speed	Sect-2	Speed	Sect-3	Speed	Laptime Pit
1		110.2	1:20.783	122.7	30.098	85.4	2:49.870	3	48.359	116.9	1:20.686	111.7	29.802	80.8	2:38.847
2	52.269	112.2	1:18.129	122.5	29.324	81.3	2:39.722	4							



**Session Start: 16:21:57 - Finish: 16:43:01**  
**Weather/Track Conditions: Cloud / Dry**  
**Circuit: Silverstone Historic Grand Prix**  
**Track Length: 5.857 Km - 3.6394 miles**

# Silverstone Classic - 28 - 30 Jul 2017

## Maserati Trophy For HGPCA Pre '66 Grand Prix Cars

### Race 20 - Sector Analysis

50 Tony Smith (7B)								Cooper T51							
lap	Sect-1	Speed	Sect-2	Speed	Sect-3	Speed	Laptime Pit	lap	Sect-1	Speed	Sect-2	Speed	Sect-3	Speed	Laptime Pit
1		114.9	1:18.995	131.1	30.078	89.1	2:46.483	5	48.280	124.7	1:18.678	127.8	31.052	88.7	2:38.010
2	48.617	119.6	1:17.843	132.1	30.526	85.7	2:36.986	6	48.745	117.3	1:19.047	128.8	30.542	82.6	2:38.334
3	48.896	117.1	1:17.906	129.8	30.957	83.2	2:37.759	7	48.414	123.4	1:19.380	107.7	In		2:51.102 P
4	49.920	117.1	1:17.726	131.6	30.431	85.1	2:38.077	8							

52 Tom Dark (7B)								Cooper T51							
lap	Sect-1	Speed	Sect-2	Speed	Sect-3	Speed	Laptime Pit	lap	Sect-1	Speed	Sect-2	Speed	Sect-3	Speed	Laptime Pit
1		105.5	1:21.256	129.8	29.690	79.1	2:53.065	6	46.016	125.9	1:12.679	138.7	28.424	91.7	2:27.119
2	49.374	114.7	1:15.269	137.2	28.650	88.2	2:33.293	7	46.154	131.1	1:14.210	139.5	28.237	91.6	2:28.601
3	47.687	120.3	1:16.179	134.8	28.712	84.2	2:32.578	8	46.140	119.8	1:14.490	137.5	27.969	91.3	2:28.599
4	46.875	127.8	1:14.003		29.182	90.0	2:30.060	9	46.238	127.1	1:14.356	132.4	28.433	90.8	2:29.027
5	48.066	125.4	1:15.215	138.1	28.233	90.1	2:31.514	10							

53 Scotty Taylor (12)								Cooper T53							
lap	Sect-1	Speed	Sect-2	Speed	Sect-3	Speed	Laptime Pit	lap	Sect-1	Speed	Sect-2	Speed	Sect-3	Speed	Laptime Pit
1		116.5	1:21.587		30.626	83.4	2:53.945	5	51.102	114.3	1:22.513	120.1	32.993	78.0	2:46.608
2	49.915	116.3	1:20.424		31.618	82.5	2:41.957	6	52.041	116.9	1:21.619	124.3	32.422	79.7	2:46.082
3	51.140	117.1	1:36.504		31.732	80.0	2:59.376	7	51.432	118.1	1:23.164		33.469	74.6	2:48.065
4	52.078	119.0	1:21.778	120.5	40.688	76.4	2:54.544	8	52.029	108.1	1:23.851		32.946	77.0	2:48.826

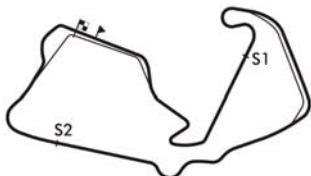
55 Fred Harper (8)								Kurtis Offenhauser							
lap	Sect-1	Speed	Sect-2	Speed	Sect-3	Speed	Laptime Pit	lap	Sect-1	Speed	Sect-2	Speed	Sect-3	Speed	Laptime Pit
1		111.8	1:16.464		31.320	90.3	2:39.580	6	48.332	114.3	1:16.057		29.374	90.4	2:33.763
2	46.760	120.1	1:15.206		30.269	87.3	2:32.235	7	46.465	119.0	1:14.550		30.304	90.9	2:31.319
3	47.034	124.0	1:14.730		31.108	88.4	2:32.872	8	46.406	110.9	1:18.397		30.404	79.0	2:35.207
4	48.137	114.1	1:15.936		29.484	90.9	2:33.557	9	49.543	102.1	1:17.194		30.560	85.5	2:37.297
5	46.776	114.7	1:15.531		29.933	86.4	2:32.240	10							

62 Chris Milner (11)								Lotus 24 P1							
lap	Sect-1	Speed	Sect-2	Speed	Sect-3	Speed	Laptime Pit	lap	Sect-1	Speed	Sect-2	Speed	Sect-3	Speed	Laptime Pit
1		124.0	1:15.528	128.3	29.236	95.3	2:36.498	6	45.952	127.8	1:14.140	131.6	27.990	94.4	2:28.082
2	46.873	123.8	1:14.034	131.8	27.928	94.1	2:28.835	7	46.562	126.9	1:14.400	131.1	28.179	94.5	2:29.141
3	46.054	127.6	1:14.452	132.6	28.756	87.5	2:29.262	8	46.114	126.4	1:18.242	132.6	28.247	94.7	2:32.603
4	45.735	119.4	1:15.736	132.4	28.195	92.9	2:29.666	9	48.600	124.0	1:16.886	129.3	28.830	91.6	2:34.316
5	46.046	126.4	1:16.331	133.2	28.643	87.3	2:31.020	10							

66 Sid Hoole (11)								Cooper T66 F1							
lap	Sect-1	Speed	Sect-2	Speed	Sect-3	Speed	Laptime Pit	lap	Sect-1	Speed	Sect-2	Speed	Sect-3	Speed	Laptime Pit
1		119.0	1:14.305	132.9	28.237	90.8	2:30.720	6	46.292	127.8	1:13.375	132.9	28.547	90.1	2:28.214
2	46.046	127.3	1:12.833	135.0	28.188	91.2	2:27.067	7	46.758	127.6	1:12.963	133.9	28.659	93.2	2:28.380
3	45.972	126.4	1:13.307	130.3	28.452	91.6	2:27.731	8	46.263	128.1	1:16.303	132.1	29.391	71.6	2:31.957
4	46.088	126.9	1:13.247	133.7	28.389	91.8	2:27.724	9	47.158	128.1	1:14.373	133.2	28.873	91.6	2:30.404
5	46.604	120.7	1:13.664	133.7	28.754	91.6	2:29.022	10							

70 Guy Plante (9)								Cooper T45							
lap	Sect-1	Speed	Sect-2	Speed	Sect-3	Speed	Laptime Pit	lap	Sect-1	Speed	Sect-2	Speed	Sect-3	Speed	Laptime Pit
1		107.4	1:22.975		30.291	81.0	2:55.032	5	49.941	113.2	1:19.118		30.657	79.5	2:39.716
2	49.576	110.7	1:22.550		31.164	79.3	2:43.290	6	49.842	113.6	1:22.674		30.488	82.1	2:43.004
3	50.476	108.8	1:22.793		31.263	79.0	2:44.532	7	49.625	112.8	1:21.521		30.958	75.7	2:42.104
4	50.228	114.5	1:20.674		30.292	84.8	2:41.194	8	1:26.713	105.4	1:22.751		31.634	76.3	3:21.098

72 Richard Smeeton (10)								LDS 007							
lap	Sect-1	Speed	Sect-2	Speed	Sect-3	Speed	Laptime Pit	lap	Sect-1	Speed	Sect-2	Speed	Sect-3	Speed	Laptime Pit
1		117.1	1:21.298	113.9	32.003	88.7	2:57.029	5	48.596	115.5	1:19.522	115.5	29.737	88.4	2:37.855
2	49.325	116.1	1:21.108	117.5	31.127	84.4	2:41.560	6	48.586	115.7	1:19.287	118.4	29.524	88.4	2:37.397
3	50.109	115.1	1:18.543	116.5	29.131	88.9	2:37.783	7	47.936	114.5	1:19.664	113.9	30.447	84.0	2:38.047
4	47.633	116.9	1:18.550	121.1	30.418	83.0	2:36.601	8	47.941	115.3	1:18.631	116.7	29.327	84.6	2:35.899



**Session Start: 16:21:57 - Finish: 16:43:01**  
**Weather/Track Conditions: Cloud / Dry**  
**Circuit: Silverstone Historic Grand Prix**  
**Track Length: 5.857 Km - 3.6394 miles**

# Silverstone Classic - 28 - 30 Jul 2017

## Maserati Trophy For HGPCA Pre '66 Grand Prix Cars

### Race 20 - Sector Analysis

77 Geraint Owen (8)								Kurtis 500C							
lap	Sect-1	Speed	Sect-2	Speed	Sect-3	Speed	Laptime Pit	lap	Sect-1	Speed	Sect-2	Speed	Sect-3	Speed	Laptime Pit
1		116.9	1:14.517	132.4	29.071	92.3	2:33.388	6	46.177	126.9	1:13.933		28.390	91.1	2:28.500
2	46.774	116.5	1:13.992	139.5	28.554	91.8	2:29.320	7	46.144	125.7	1:13.367		28.410	89.8	2:27.921
3	46.901	120.7	1:14.286	140.4	28.603	89.5	2:29.790	8	46.407	125.0	1:14.941	141.3	28.766	93.1	2:30.114
4	47.038	125.9	1:13.682	135.0	28.938	91.9	2:29.658	9	46.818	127.8	1:14.729	142.2	28.846	86.8	2:30.393
5	46.840	123.6	1:14.793	140.4	29.427	91.9	2:31.060	10							

80 Nick Taylor (10)								Lotus 18 914							
lap	Sect-1	Speed	Sect-2	Speed	Sect-3	Speed	Laptime Pit	lap	Sect-1	Speed	Sect-2	Speed	Sect-3	Speed	Laptime Pit
1		118.4	1:16.058	124.0	28.017	92.3	2:34.324	6	46.112	124.7	1:15.585	126.9	28.000	92.6	2:29.697
2	46.459	118.6	1:15.290	125.2	27.837	92.2	2:29.586	7	46.756	108.8	1:15.166	127.3	27.980	92.4	2:29.902
3	46.567	121.6	1:15.381	124.7	28.990	90.6	2:30.938	8	46.352	121.8	1:15.669	128.1	28.317	91.4	2:30.338
4	46.501	117.9	1:15.646	126.9	27.988	91.3	2:30.135	9	46.874	122.0	1:14.635	125.2	29.021	91.8	2:30.530
5	46.052	121.8	1:16.199	128.1	28.363	89.4	2:30.614	10							

88 Bernardo Hartogs (10)								Lotus 18/21 916							
lap	Sect-1	Speed	Sect-2	Speed	Sect-3	Speed	Laptime Pit	lap	Sect-1	Speed	Sect-2	Speed	Sect-3	Speed	Laptime Pit
1		99.0	1:21.096	117.7	31.531	78.3	2:52.162	6	48.880	119.2	1:17.977	127.3	29.036	89.1	2:35.893
2	50.986	107.7	1:18.526	122.7	29.899	86.8	2:39.411	7	47.435	121.1	1:16.048	123.1	30.006	85.3	2:33.489
3	48.420	115.1	1:16.099	121.8	29.868	86.5	2:34.387	8	48.675	107.7	1:18.032	122.9	30.525	84.2	2:37.232
4	48.221	117.1	1:16.326	125.4	29.542	85.6	2:34.089	9	59.418	71.2	1:47.145	70.0	In		3:39.228 P
5	48.693	113.2	1:17.750	120.9	31.331	80.7	2:37.774	10							

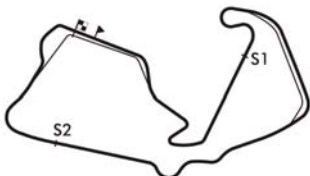
118 Sam Wilson (7B)								Lotus 18 372							
lap	Sect-1	Speed	Sect-2	Speed	Sect-3	Speed	Laptime Pit	lap	Sect-1	Speed	Sect-2	Speed	Sect-3	Speed	Laptime Pit
1		122.2	1:10.705	138.9	26.241	99.3	2:21.337	6	43.663	127.1	1:10.196	137.5	25.935	98.4	2:19.794
2	43.220	130.3	1:09.708	140.7	25.967	96.1	2:18.895	7	43.676	130.6	1:10.886	134.2	26.000	97.3	2:20.562
3	44.298	131.6	1:10.215	135.8	26.175	97.8	2:20.688	8	44.586	124.0	1:11.437	124.7	27.024	97.5	2:23.047
4	43.732	132.6	1:09.989	139.5	25.972	97.3	2:19.693	9	44.397	123.4	1:12.787	125.7	29.087	91.6	2:26.271
5	43.712	131.3	1:09.670	140.7	26.254	94.9	2:19.636	10							

121 Dan Collins (10)								Lotus 21 933							
lap	Sect-1	Speed	Sect-2	Speed	Sect-3	Speed	Laptime Pit	lap	Sect-1	Speed	Sect-2	Speed	Sect-3	Speed	Laptime Pit
1		123.4	1:14.879	126.9	28.557	91.6	2:31.965	6	46.570	120.5	1:14.598	124.7	28.354	90.8	2:29.522
2	45.414	122.5	1:14.028	126.9	28.740	89.6	2:28.182	7	46.011	120.7	1:14.970	125.0	28.448	88.9	2:29.429
3	45.492	122.2	1:14.773	124.5	28.233	90.1	2:28.498	8	46.365	119.8	1:14.758	124.7	28.547	90.0	2:29.670
4	45.682	122.9	1:14.406	126.9	28.427	90.7	2:28.515	9	46.758	121.4	1:17.499	125.7	28.644	85.8	2:32.901
5	46.939	116.7	1:15.434	125.0	29.197	91.4	2:31.570	10							

129 Paul Woolley (11)								Scirocco F1 63							
lap	Sect-1	Speed	Sect-2	Speed	Sect-3	Speed	Laptime Pit	lap	Sect-1	Speed	Sect-2	Speed	Sect-3	Speed	Laptime Pit
1		98.3	1:19.964	113.0	30.112	88.9	2:47.504	6	48.510	114.5	1:17.864	121.8	28.889	90.1	2:35.263
2	48.976	108.2	1:18.603	120.5	29.787	86.1	2:37.366	7	47.581	113.6	1:17.318	123.8	28.686	88.2	2:33.585
3	48.356	111.8	1:19.647	119.4	29.415	89.2	2:37.418	8	48.380	115.9	1:17.120	122.7	29.188	92.8	2:34.688
4	48.472	116.1	1:17.589		28.423	90.9	2:34.484	9	48.394	117.3	1:15.252	122.7	28.662	88.7	2:32.308
5	47.321	114.5	1:16.884	122.5	29.015	86.4	2:33.220	10							

151 Rob Hall (9)								Cooper T43/51							
lap	Sect-1	Speed	Sect-2	Speed	Sect-3	Speed	Laptime Pit	lap	Sect-1	Speed	Sect-2	Speed	Sect-3	Speed	Laptime Pit
1		115.7	1:19.103		28.866	81.8	2:50.818	5	47.389	112.0	1:15.949		28.004	88.5	2:31.342
2	48.170	116.3	1:17.535		29.444	87.7	2:35.149	6	48.671	119.0	1:17.812		28.818	83.9	2:35.301
3	47.813	119.4	1:17.908		28.688	91.6	2:34.409	7	47.646	114.1	1:17.090		28.983	86.9	2:33.719
4	1:02.074	117.7	1:17.738		27.988	90.0	2:47.800	8	48.984	125.9	1:17.242		30.156	84.8	2:36.382

248 Klaus Lehr (6)								Maserati 250F CM5							
lap	Sect-1	Speed	Sect-2	Speed	Sect-3	Speed	Laptime Pit	lap	Sect-1	Speed	Sect-2	Speed	Sect-3	Speed	Laptime Pit
1		116.1	1:19.673	122.9	30.232	88.4	2:48.315	5	48.662	112.4	1:18.999	127.1	31.180	88.3	2:38.841
2	48.451	110.2	1:19.199	130.6	29.837	88.2	2:37.487	6	50.265	113.2	1:17.686	119.6	30.153	87.5	2:38.104
3	49.110	119.8	1:18.626	126.1	29.814	90.0	2:37.550	7	48.533	117.1	1:18.212	125.2	29.278	88.9	2:36.023
4	48.206	121.6	1:18.171	130.1	29.823	89.1	2:36.200	8	49.077	116.9	1:18.526	128.1	29.864	81.0	2:37.467



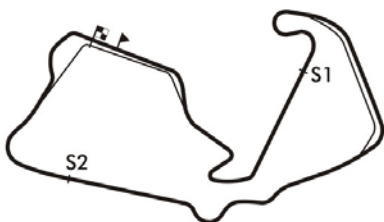
**Session Start: 16:21:57 - Finish: 16:43:01**  
**Weather/Track Conditions: Cloud / Dry**  
**Circuit: Silverstone Historic Grand Prix**  
**Track Length: 5.857 Km - 3.6394 miles**

# Silverstone Classic - 28 - 30 Jul 2017

## Maserati Trophy For HGPCA Pre '66 Grand Prix Cars

### Race 20 - Best Sector Times

SECTOR 1			SECTOR 2			SECTOR 3			IDEAL / BEST LAP COMPARISON						
NO	TIME	LAP	NO	TIME	LAP	NO	TIME	LAP	NO	NAME	BEST	IN	IDEAL	DIFF	
1	11	43.100	2	118	1:09.670	5	118	25.935	6	118	Sam Wilson	2:18.895	2	2:18.825	+0.070
2	118	43.220	2	11	1:09.680	2	11	26.086	6	11	Jon Fairley	2:18.968	2	2:18.866	+0.102
3	10	44.045	2	3	1:10.917	4	29	26.801	6	29	Nick Fennell	2:23.121	6	2:22.903	+0.218
4	29	44.376	4	29	1:11.726	6	10	26.934	1	3	Barry Cannell	2:23.235	4	2:22.644	+0.591
5	3	44.635	5	10	1:11.864	2	3	27.092	4	2	Rod Jolley	2:25.543	9	2:24.474	+1.069
6	2	44.664	6	2	1:12.106	4	44	27.261	4	17	Tony Wood	2:26.158	2	2:25.759	+0.399
7	30	45.137	2	52	1:12.679	6	37	27.342	9	30	Julian Bronson	2:26.183	4	2:25.959	+0.224
8	17	45.310	6	17	1:12.797	3	30	27.516	3	44	Andrew Beaumont	2:26.773	4	2:26.000	+0.773
9	121	45.414	2	66	1:12.833	2	17	27.652	7	66	Sid Hoole	2:27.067	2	2:26.993	+0.074
10	44	45.484	4	44	1:13.255	7	2	27.704	9	52	Tom Dark	2:27.119	6	2:26.664	+0.455
11	62	45.735	4	30	1:13.306	4	9	27.773	8	77	Geraint Owen	2:27.921	7	2:27.901	+0.020
12	66	45.972	3	77	1:13.367	7	80	27.837	2	9	Mark Daniell	2:28.042	8	2:27.981	+0.061
13	52	46.016	6	27	1:13.968	6	62	27.928	2	62	Chris Milner	2:28.082	6	2:27.697	+0.385
14	80	46.052	5	121	1:14.028	2	52	27.969	8	121	Dan Collins	2:28.182	2	2:27.675	+0.507
15	77	46.144	7	9	1:14.033	7	151	27.988	4	27	Andrew Smith	2:28.674	6	2:28.502	+0.172
16	27	46.166	2	62	1:14.034	2	66	28.188	2	37	Charles Gillett	2:29.204	2	2:28.015	+1.189
17	9	46.175	8	7	1:14.311	9	121	28.233	3	80	Nick Taylor	2:29.586	2	2:28.524	+1.062
18	37	46.181	8	37	1:14.492	8	35	28.310	7	7	Paul Griffin	2:30.201	9	2:29.716	+0.485
19	55	46.406	8	55	1:14.550	7	27	28.368	7	35	Iain Rowley	2:31.051	5	2:30.446	+0.605
20	20	46.421	5	80	1:14.635	9	77	28.390	6	55	Fred Harper	2:31.319	7	2:30.330	+0.989
21	7	46.563	5	14	1:15.140	8	129	28.423	4	151	Rob Hall	2:31.342	5	2:31.326	+0.016
22	35	46.802	9	129	1:15.252	9	14	28.596	7	14	Richard Wilson	2:31.876	8	2:30.914	+0.962
23	28	46.961	8	35	1:15.334	3	38	28.635	6	38	Tony Best	2:32.223	2	2:31.737	+0.486
24	14	47.178	8	20	1:15.359	4	20	28.836	4	129	Paul Woolley	2:32.308	9	2:30.996	+1.312
25	129	47.321	5	38	1:15.477	2	7	28.842	5	28	Eddie McGuire	2:32.661	7	2:32.065	+0.596
26	151	47.389	5	151	1:15.949	5	19	28.844	4	88	Bernardo Hartogs	2:33.489	7	2:32.519	+0.970
27	88	47.435	7	28	1:16.004	7	4	28.953	3	8	Tony Ditheridge	2:33.840	2	2:33.730	+0.110
28	38	47.625	6	42	1:16.016	2	42	28.981	4	16	Marc Valvekens	2:34.379	3	2:33.994	+0.385
29	72	47.633	4	88	1:16.048	7	88	29.036	6	19	Paul Grant	2:35.745	3	2:35.502	+0.243
30	8	47.749	4	8	1:16.489	2	28	29.100	6	72	Richard Smeeton	2:35.899	8	2:35.307	+0.592
31	16	47.860	5	16	1:16.917	9	72	29.131	3	248	Klaus Lehr	2:36.023	7	2:35.170	+0.853
32	42	47.917	3	248	1:17.686	6	16	29.217	4	36	Erik Staes	2:37.025	7	2:36.294	+0.731
33	248	48.206	4	50	1:17.726	4	248	29.278	7	4	Steve Russell	2:37.472	3	2:36.458	+1.014
34	36	48.223	5	36	1:17.846	8	46	29.324	2	18	Nigel Batchelor	2:38.090	8	2:37.601	+0.489
35	50	48.280	5	19	1:18.116	4	18	29.348	7	34	John Bussey	2:38.132	3	2:37.959	+0.173
36	46	48.359	3	46	1:18.129	2	55	29.374	6	70	Guy Plante	2:39.716	5	2:38.985	+0.731
37	19	48.542	2	21	1:18.205	2	33	29.466	6	33	Chris Phillips	2:40.515	7	2:39.993	+0.522
38	21	48.791	4	72	1:18.543	3	8	29.492	2	40	Tania Pilkington	2:41.714	3	2:40.468	+1.246
39	4	48.957	3	4	1:18.548	2	21	29.496	3	53	Scotty Taylor	2:41.957	2	2:40.965	+0.992
40	34	49.120	7	18	1:18.923	8	34	29.628	3	25	Martin Halusa	2:42.938	5	2:41.666	+1.272
41	18	49.330	5	70	1:19.118	5	40	29.849	4	5	Michel Baudin	2:46.218	6	2:45.497	+0.721
42	70	49.576	2	34	1:19.211	3	50	30.078	1	23	Barry Wood	2:46.909	6	2:46.552	+0.357
43	53	49.915	2	40	1:20.142	3	36	30.225	3	10	William Nuthall	2:22.877	2	2:22.843	+0.034
44	33	50.152	7	25	1:20.349	1	70	30.291	1	20	Alex Morton	2:31.155	4	2:30.616	+0.539
45	40	50.477	4	33	1:20.375	3	25	30.323	5	42	James Willis	2:33.864	4	2:32.914	+0.950
46	25	50.994	5	53	1:20.424	2	53	30.626	1	50	Tony Smith	2:36.986	2	2:36.084	+0.902
47	5	51.040	7	5	1:22.693	7	5	31.764	8	21	Ian Nuthall	2:37.177	3	2:36.492	+0.685



Session Start: 16:21:57 - Finish: 16:43:01

Weather/Track Conditions: Cloud / Dry

Circuit: Silverstone Historic Grand Prix

Track Length: 5.857 Km - 3.6394 miles



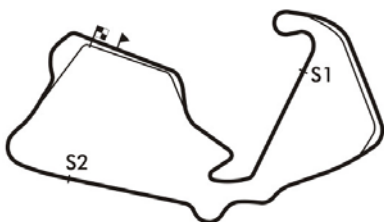


# Silverstone Classic - 28 - 30 Jul 2017

## Maserati Trophy For HGPCA Pre '66 Grand Prix Cars

### Race 20 - Best Sector Times

48 | 23 51.248 6 | 23 1:23.484 8 | 23 31.820 5



**Session Start: 16:21:57 - Finish: 16:43:01**  
**Weather/Track Conditions: Cloud / Dry**  
**Circuit: Silverstone Historic Grand Prix**  
**Track Length: 5.857 Km - 3.6394 miles**

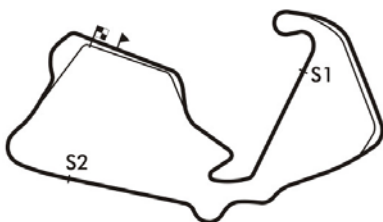


# Silverstone Classic - 28 - 30 Jul 2017

## Maserati Trophy For HGPCA Pre '66 Grand Prix Cars

### Race 20 - Best Sector Times

46 Harindra de Silva 2:38.847 3 2:35.812 +3.035



**Session Start: 16:21:57 - Finish: 16:43:01**  
**Weather/Track Conditions: Cloud / Dry**  
**Circuit: Silverstone Historic Grand Prix**  
**Track Length: 5.857 Km - 3.6394 miles**

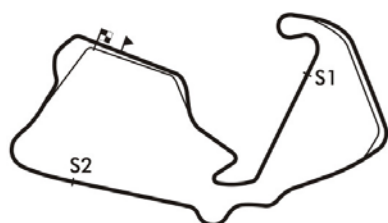


# Silverstone Classic - 28 - 30 Jul 2017

## Maserati Trophy For HGPCA Pre '66 Grand Prix Cars

### Race 20 - Best Sector Speeds

	NO	SECTOR 1	MPH	NO	SECTOR 2	MPH	NO	SECTOR 3	MPH
1	3	Barry Cannell	134.5	77	Geraint Owen	142.2	11	Jon Fairley	100.0
2	11	Jon Fairley	133.9	118	Sam Wilson	140.7	118	Sam Wilson	99.3
3	118	Sam Wilson	132.6	52	Tom Dark	139.5	10	William Nuthall	96.8
4	2	Rod Jolley	131.1	3	Barry Cannell	138.9	3	Barry Cannell	96.3
5	52	Tom Dark	131.1	2	Rod Jolley	137.0	62	Chris Milner	95.3
6	10	William Nuthall	130.3	10	William Nuthall	135.0	27	Andrew Smith	95.2
7	17	Tony Wood	129.3	66	Sid Hoole	135.0	2	Rod Jolley	95.1
8	29	Nick Fennell	128.6	62	Chris Milner	133.2	29	Nick Fennell	94.4
9	27	Andrew Smith	128.1	44	Andrew Beaumont	132.6	44	Andrew Beaumont	93.7
10	66	Sid Hoole	128.1	7	Paul Griffin	132.4	28	Eddie McGuire	93.5
11	62	Chris Milner	127.8	50	Tony Smith	132.1	37	Charles Gillett	93.2
12	77	Geraint Owen	127.8	14	Richard Wilson	131.3	66	Sid Hoole	93.2
13	30	Julian Bronson	127.1	17	Tony Wood	131.3	77	Geraint Owen	93.1
14	7	Paul Griffin	126.6	29	Nick Fennell	130.6	9	Mark Daniell	92.9
15	44	Andrew Beaumont	126.4	248	Klaus Lehr	130.6	14	Richard Wilson	92.8
16	28	Eddie McGuire	125.9	37	Charles Gillett	129.8	129	Paul Woolley	92.8
17	151	Rob Hall	125.9	8	Tony Ditheridge	129.6	30	Julian Bronson	92.7
18	50	Tony Smith	124.7	42	James Willis	129.1	80	Nick Taylor	92.6
19	80	Nick Taylor	124.7	16	Marc Valvekens	128.6	7	Paul Griffin	91.9
20	37	Charles Gillett	124.3	80	Nick Taylor	128.1	17	Tony Wood	91.8
21	55	Fred Harper	124.0	88	Bernardo Hartogs	127.3	52	Tom Dark	91.7
22	14	Richard Wilson	123.8	121	Dan Collins	126.9	121	Dan Collins	91.6
23	121	Dan Collins	123.4	20	Alex Morton	125.7	151	Rob Hall	91.6
24	9	Mark Daniell	122.9	35	Iain Rowley	125.2	35	Iain Rowley	91.3
25	16	Marc Valvekens	122.9	53	Scotty Taylor	124.3	55	Fred Harper	90.9
26	38	Tony Best	122.9	129	Paul Woolley	123.8	16	Marc Valvekens	90.1
27	248	Klaus Lehr	121.6	25	Martin Halusa	122.7	20	Alex Morton	90.0
28	8	Tony Ditheridge	121.4	46	Harindra de Silva	122.7	42	James Willis	90.0
29	35	Iain Rowley	121.4	36	Erik Staes	121.6	248	Klaus Lehr	90.0
30	88	Bernardo Hartogs	121.1	72	Richard Smeeton	121.1	8	Tony Ditheridge	89.6
31	20	Alex Morton	119.6	40	Tania Pilkington	119.6	38	Tony Best	89.5
32	53	Scotty Taylor	119.0	21	Ian Nuthall	119.4	50	Tony Smith	89.1
33	5	Michel Baudin	118.1	34	John Bussey	118.8	88	Bernardo Hartogs	89.1
34	129	Paul Woolley	117.3	18	Nigel Batchelor	117.7	72	Richard Smeeton	88.9
35	72	Richard Smeeton	117.1	33	Chris Phillips	115.9	21	Ian Nuthall	88.0
36	42	James Willis	116.9	4	Steve Russell	0.0	36	Erik Staes	87.8
37	46	Harindra de Silva	116.9	5	Michel Baudin	0.0	18	Nigel Batchelor	86.5
38	36	Erik Staes	116.3	9	Mark Daniell	0.0	19	Paul Grant	86.4
39	21	Ian Nuthall	114.9	11	Jon Fairley	0.0	40	Tania Pilkington	86.4
40	70	Guy Plante	114.5	19	Paul Grant	0.0	4	Steve Russell	85.7



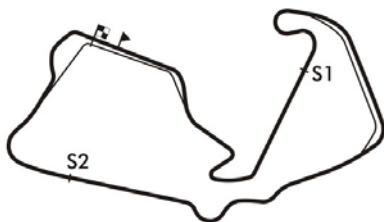
**Session Start: 16:21:57 - Finish: 16:43:01**  
**Weather/Track Conditions: Cloud / Dry**  
**Circuit: Silverstone Historic Grand Prix**  
**Track Length: 5.857 Km - 3.6394 miles**

# Silverstone Classic - 28 - 30 Jul 2017

## Maserati Trophy For HGPCA Pre '66 Grand Prix Cars

### Race 20 - Best Sector Speeds

41	4	Steve Russell	114.1	23	Barry Wood	0.0	25	Martin Halusa	85.5
42	18	Nigel Batchelor	114.1	27	Andrew Smith	0.0	46	Harindra de Silva	85.4
43	34	John Bussey	113.4	28	Eddie McGuire	0.0	23	Barry Wood	84.9
44	40	Tania Pilkington	113.2	30	Julian Bronson	0.0	70	Guy Plante	84.8
45	19	Paul Grant	112.2	38	Tony Best	0.0	34	John Bussey	84.4
46	25	Martin Halusa	111.7	55	Fred Harper	0.0	33	Chris Phillips	84.3
47	23	Barry Wood	109.1	70	Guy Plante	0.0	53	Scotty Taylor	83.4
48	33	Chris Phillips	108.8	151	Rob Hall	0.0	5	Michel Baudin	82.8



**Session Start: 16:21:57 - Finish: 16:43:01**  
**Weather/Track Conditions: Cloud / Dry**  
**Circuit: Silverstone Historic Grand Prix**  
**Track Length: 5.857 Km - 3.6394 miles**

# Silverstone Classic - 28 - 30 Jul 2017

## Maserati Trophy For HGPCA Pre '66 Grand Prix Cars

### Race 20 - Lap Chart

Lap 1			Lap 2			Lap 3			Lap 4			Lap 5			Lap 6		
NO	Behind	Laptime	NO	Behind	Laptime	NO	Behind	Laptime	NO	Behind	Laptime	NO	Behind	Laptime	NO	Behind	Laptime
11		2:21.045	11		2:18.968	11		2:20.719	11		2:19.400	11		2:19.923	11		2:19.545
118	0.292	2:21.337	118	0.219	2:18.895	118	0.188	2:20.688	118	0.481	2:19.693	118	0.194	2:19.636	118	0.443	2:19.794
10	2.802	2:23.847	10	6.711	2:22.877	3	14.186	2:23.935	3	18.021	2:23.235	3	21.973	2:23.875	25	1 LAP	2:42.938
3	5.105	2:26.150	3	10.970	2:24.833	29	15.333	2:24.162	29	19.849	2:23.916	29	24.560	2:24.634	53	1 LAP	2:46.608
29	5.747	2:26.792	29	11.890	2:25.111	30	21.493	2:26.728	30	28.276	2:26.183	30	34.990	2:26.637	5	1 LAP	2:46.982
30	7.420	2:28.465	30	15.484	2:27.032	17	21.856	2:26.497	17	28.735	2:26.279	17	35.616	2:26.804	23	1 LAP	2:47.584
17	8.888	2:29.933	17	16.078	2:26.158	66	24.786	2:27.731	66	33.110	2:27.724	66	42.209	2:29.022	3	25.921	2:23.493
66	9.675	2:30.720	66	17.774	2:27.067	44	26.833	2:27.127	44	34.206	2:26.773	44	42.526	2:28.243	29	28.136	2:23.121
121	10.920	2:31.965	121	20.134	2:28.182	121	27.913	2:28.498	121	37.028	2:28.515	121	48.675	2:31.570	30	42.538	2:27.093
44	11.176	2:32.221	44	20.425	2:28.217	77	31.766	2:29.790	77	42.024	2:29.658	77	53.161	2:31.060	17	42.844	2:26.773
37	11.391	2:32.436	37	21.627	2:29.204	37	31.871	2:30.963	62	44.129	2:29.666	37	54.674	2:30.204	66	50.878	2:28.214
77	12.343	2:33.388	77	22.695	2:29.320	62	33.863	2:29.262	37	44.393	2:31.922	62	55.226	2:31.020	44	51.090	2:28.109
80	13.279	2:34.324	80	23.897	2:29.586	80	34.116	2:30.938	80	44.851	2:30.135	80	55.542	2:30.614	121	58.652	2:29.522
20	15.127	2:36.172	62	25.320	2:28.835	27	36.706	2:29.233	27	46.121	2:28.815	27	56.212	2:30.014	77	1:02.116	2:28.500
62	15.453	2:36.498	27	28.192	2:29.734	20	41.733	2:32.378	20	53.488	2:31.155	2	1:01.194	2:26.307	62	1:03.763	2:28.082
27	17.426	2:38.471	20	30.074	2:33.915	35	43.070	2:31.768	2	54.810	2:26.594	9	1:05.398	2:30.106	37	1:04.520	2:29.391
55	18.535	2:39.580	55	31.802	2:32.235	55	43.955	2:32.872	9	55.215	2:30.281	20	1:06.611	2:33.046	27	1:05.341	2:28.674
35	18.955	2:40.000	35	32.021	2:32.034	9	44.334	2:31.368	35	55.645	2:31.975	35	1:06.773	2:31.051	80	1:05.694	2:29.697
42	19.351	2:40.396	38	32.872	2:32.223	38	46.204	2:34.051	55	58.112	2:33.557	55	1:10.429	2:32.240	2	1:07.223	2:25.574
38	19.617	2:40.662	9	33.685	2:31.684	14	47.456	2:32.334	38	1:00.405	2:33.601	38	1:13.372	2:32.890	9	1:15.258	2:29.405
14	20.754	2:41.799	42	34.944	2:34.561	2	47.616	2:28.354	14	1:01.998	2:33.942	7	1:13.897	2:30.528	35	1:19.708	2:32.480
9	20.969	2:42.014	14	35.841	2:34.055	42	48.475	2:34.250	42	1:02.939	2:33.864	14	1:14.828	2:32.753	55	1:24.647	2:33.763
8	22.048	2:43.093	8	36.920	2:33.840	7	51.618	2:32.489	7	1:03.292	2:31.074	52	1:20.455	2:31.514	7	1:25.521	2:31.169
16	23.200	2:44.245	7	39.848	2:34.771	8	52.721	2:36.520	8	1:08.605	2:35.284	16	1:26.155	2:34.742	38	1:26.213	2:32.386
7	24.045	2:45.090	2	39.981	2:29.903	16	54.379	2:34.379	52	1:08.864	2:30.060	8	1:26.617	2:37.935	14	1:27.795	2:32.512
50	25.438	2:46.483	16	40.719	2:36.487	52	58.204	2:32.578	16	1:11.336	2:36.357	129	1:29.937	2:33.220	52	1:28.029	2:27.119
19	25.649	2:46.694	50	43.456	2:36.986	19	58.722	2:35.745	19	1:15.150	2:35.828	19	1:33.533	2:38.306	16	1:42.217	2:35.607
21	25.973	2:47.018	19	43.696	2:37.015	151	59.644	2:34.409	129	1:16.640	2:34.484	50	1:37.260	2:38.010	8	1:42.761	2:35.689
129	26.459	2:47.504	21	44.284	2:37.279	50	1:00.496	2:37.759	50	1:19.173	2:38.077	88	1:37.768	2:37.774	129	1:45.655	2:35.263
248	27.270	2:48.315	129	44.857	2:37.366	21	1:00.742	2:37.177	248	1:19.420	2:36.200	28	1:38.077	2:35.295	19	1:51.783	2:37.795
25	28.697	2:49.742	248	45.789	2:37.487	129	1:01.556	2:37.418	88	1:19.917	2:34.089	248	1:38.338	2:38.841	28	1:52.968	2:34.436
46	28.825	2:49.870	151	45.954	2:35.149	248	1:02.620	2:37.550	28	1:22.705	2:33.376	151	1:39.463	2:31.342	88	1:54.116	2:35.893
2	29.046	2:50.091	52	46.345	2:33.293	88	1:05.228	2:34.387	4	1:24.225	2:37.882	4	1:42.635	2:38.333	151	1:55.219	2:35.301
151	29.773	2:50.818	4	48.990	2:38.017	4	1:05.743	2:37.472	151	1:28.044	2:47.800	34	1:49.483	2:38.987	50	1:56.049	2:38.334
4	29.941	2:50.986	46	49.579	2:39.722	46	1:07.707	2:38.847	34	1:30.419	2:39.574	72	1:50.773	2:37.855	248	1:56.897	2:38.104
34	30.653	2:51.698	88	51.560	2:39.411	28	1:08.729	2:35.030	72	1:32.841	2:36.601	36	1:57.697	2:38.377	4	2:01.627	2:38.537
88	31.117	2:52.162	34	52.832	2:41.147	34	1:10.245	2:38.132	36	1:39.243	2:38.581	18	1:59.009	2:38.526	72	2:08.625	2:37.397
52	32.020	2:53.065	25	54.121	2:44.392	72	1:15.640	2:37.783	18	1:40.406	2:39.304	70	2:03.709	2:39.716	34	2:09.608	2:39.670
53	32.900	2:53.945	28	54.418	2:37.684	36	1:20.062	2:41.321	40	1:43.433	2:41.863	40	2:05.545	2:42.035	36	2:16.135	2:37.983
18	33.027	2:54.072	53	55.889	2:41.957	18	1:20.502	2:43.008	70	1:43.916	2:41.194	33	2:07.049	2:41.891	18	2:19.843	2:40.379
33	33.374	2:54.419	18	58.213	2:44.154	40	1:20.970	2:41.714	33	1:45.081	2:42.187						
70	33.987	2:55.032	70	58.309	2:43.290	70	1:22.122	2:44.532	25	2:01.370	2:45.776						
36	34.941	2:55.986	72	58.576	2:41.560	33	1:22.294	2:43.212	53	2:09.690	2:54.544						
28	35.702	2:56.747	36	59.460	2:43.487	53	1:34.546	2:59.376	5	2:10.999	2:49.243						
72	35.984	2:57.029	33	59.801	2:45.395	25	1:34.994	3:01.592	23	2:12.001	2:49.024						
40	36.645	2:57.690	40	59.975	2:42.298	5	1:41.156	2:50.542									
5	41.247	3:02.292	5	1:11.333	2:49.054	23	1:42.377	2:51.338									
23	41.910	3:02.955	23	1:11.758	2:48.816												

**Session Start: 16:21:57 - Finish: 16:43:01**  
**Weather/Track Conditions: Cloud / Dry**  
**Circuit: Silverstone Historic Grand Prix**  
**Track Length: 5.857 Km - 3.6394 miles**

# Silverstone Classic - 28 - 30 Jul 2017

## Maserati Trophy For HGPCA Pre '66 Grand Prix Cars

### Race 20 - Lap Chart

Lap 7			Lap 8			Lap 9		
NO	Behind	Laptime	NO	Behind	Laptime	NO	Behind	Laptime
11		2:20.615	11		2:21.618	11		2:22.781
118	0.390	2:20.562	118	1.819	2:23.047	151	1 LAP	2:36.382
70	1 LAP	2:43.004	72	1 LAP	2:38.047	19	1 LAP	2:36.989
40	1 LAP	2:42.558	50	1 LAP	2:51.102	118	5.309	2:26.271
33	1 LAP	2:42.631	34	1 LAP	2:38.369	248	1 LAP	2:37.467
25	1 LAP	2:44.719	36	1 LAP	2:37.025	4	1 LAP	2:39.459
3	31.189	2:25.883	18	1 LAP	2:38.136	72	1 LAP	2:35.899
29	34.521	2:27.000	70	1 LAP	2:42.104	34	1 LAP	2:38.988
53	1 LAP	2:46.082	33	1 LAP	2:40.515	<b>28</b>	1 LAP	3:04.819
5	1 LAP	2:46.218	40	1 LAP	2:46.214	36	1 LAP	2:37.451
23	1 LAP	2:46.909	3	35.401	2:25.830	18	1 LAP	2:38.090
17	49.185	2:26.956	29	37.679	2:24.776	3	39.560	2:26.940
30	50.390	2:28.467	25	1 LAP	2:44.741	29	41.257	2:26.359
66	58.643	2:28.380	17	56.289	2:28.722	33	1 LAP	2:43.242
44	58.972	2:28.497	30	59.660	2:30.888	40	1 LAP	2:45.701
121	1:07.466	2:29.429	44	1:07.027	2:29.673	17	1:02.488	2:28.980
77	1:09.422	2:27.921	53	1 LAP	2:48.065	30	1:07.080	2:30.201
62	1:12.289	2:29.141	66	1:08.982	2:31.957	44	1:11.566	2:27.320
2	1:12.746	2:26.138	5	1 LAP	2:47.024	66	1:16.605	2:30.404
37	1:13.598	2:29.693	23	1 LAP	2:48.457	25	1 LAP	2:50.444
27	1:14.440	2:29.714	121	1:15.518	2:29.670	2	1:20.855	2:25.543
80	1:14.981	2:29.902	77	1:17.918	2:30.114	70	1 LAP	3:21.098
9	1:22.745	2:28.102	2	1:18.093	2:26.965	77	1:25.530	2:30.393
35	1:30.306	2:31.213	37	1:21.424	2:29.444	121	1:25.638	2:32.901
55	1:35.351	2:31.319	27	1:22.220	2:29.398	37	1:28.368	2:29.725
7	1:35.747	2:30.841	62	1:23.274	2:32.603	27	1:31.020	2:31.581
52	1:36.015	2:28.601	80	1:23.701	2:30.338	80	1:31.450	2:30.530
14	1:39.154	2:31.974	9	1:29.169	2:28.042	5	1 LAP	2:46.241
38	1:40.207	2:34.609	35	1:40.596	2:31.908	53	1 LAP	2:48.826
16	1:57.512	2:35.910	52	1:42.996	2:28.599	62	1:34.809	2:34.316
8	1:58.326	2:36.180	7	1:46.915	2:32.786	9	1:35.262	2:28.874
129	1:58.625	2:33.585	55	1:48.940	2:35.207	23	1 LAP	2:48.167
28	2:05.014	2:32.661	14	1:49.412	2:31.876	52	1:49.242	2:29.027
88	2:06.990	2:33.489	38	1:55.027	2:36.438	35	1:50.576	2:32.761
19	2:08.175	2:37.007	16	2:11.399	2:35.505	7	1:54.335	2:30.201
151	2:08.323	2:33.719	129	2:11.695	2:34.688	14	1:58.801	2:32.170
248	2:12.305	2:36.023	8	2:12.959	2:36.251	55	2:03.456	2:37.297
4	2:20.179	2:39.167	88	2:22.604	2:37.232	38	2:07.964	2:35.718
						129	2:21.222	2:32.308
						16	2:24.072	2:35.454
						8	2:24.391	2:34.213
						88	3:39.051	3:39.228

**Session Start: 16:21:57 - Finish: 16:43:01**  
**Weather/Track Conditions: Cloud / Dry**  
**Circuit: Silverstone Historic Grand Prix**  
**Track Length: 5.857 Km - 3.6394 miles**



## Silverstone Classic - 28 - 30 Jul 2017

### Group C Race 21 - Classification

Sheet No:

POS	NO	DRIVER/S	CLASS	CLASS POS	CAR MAKE / MODEL	TIME	LAPS	GAP	DIFF	MPH	BEST	ON
1	31	Kriton Lendoudis	C1	1	Mercedes C11	32:20.690	12	-- 12 laps		81.01	2:10.504	1
2	5	Steve Tandy	C1	2	Spice SE90 GTP	32:39.731	12	19.041	19.041	80.23	2:11.388	1
3	104	Philippe Scemama	C2	1	Spice SE89C	33:09.043	12	48.353	29.312	79.04	2:24.068	1
4	25	Frank Lyons	C3	1	Gebhardt C91	33:29.227	12	1:08.537	20.184	78.25	2:26.094	1
5	10	Allard Kalff	C3	2	Spice SE92	33:41.678	12	1:20.988	12.451	77.76	2:15.781	1
6	14	Tommy Dreelan	C1	3	Porsche 962	34:02.150	12	1:41.460	20.472	76.99	2:24.445	1
7	71	Georg Kjallgren	C1	4	Courage C26S	32:39.753	11	-- 11 laps	1:04.559	73.54	2:20.004	1
8	85	Tony Sinclair	C1	5	Spice SE90C	34:50.679	11	2:10.926	2:10.926	68.93	2:16.515	1
9	30	Roland Lewis	C1	6	Nissan NPTi90	32:24.493	10	-- 10 laps	10.938	67.38	2:41.937	9
----- NOT CLASSIFIED -----												
DNF 177		Neil Glover	C2		Ald C289	19:02.969	6	-- 6 laps --		68.77	2:34.309	1
DNF 72		Peter Garrod	C3		Intrepid RM1	13:55.334	4	-- 4 laps --	1:43.991	62.73	2:33.093	1

#### ----- FASTEST LAP SUMMARY -----

NO	DRIVER/S	CLASS	CAR MAKE / MODEL	FASTEST LAP	ON	MPH
31	Kriton Lendoudis	C1	Mercedes C11	2:10.504	1	100.39
10	Allard Kalff	C3	Spice SE92	2:15.781	1	96.49
104	Philippe Scemama	C2	Spice SE89C	2:24.068	1	90.94

Car 10 - 20 second penalty applied (Elite Driver).

**Session Start: 16:56:42 - Finish: 17:29:02**  
**Weather/Track Conditions: Rain / Wet**  
**Circuit: Silverstone Historic Grand Prix**  
**Track Length: 5.857 Km - 3.6394 miles**

These results are provisional until the conclusion of any judicial and technical matters.

Clerk of the Course:	Timekeeper:	Issued at:
----------------------	-------------	------------

# Silverstone Classic - 28 - 30 Jul 2017

## Group C

### Race 21 - Sector Analysis

5 Steve Tandy (C1)								Spice SE90 GTP							
lap	Sect-1	Speed	Sect-2	Speed	Sect-3	Speed	Laptime Pit	lap	Sect-1	Speed	Sect-2	Speed	Sect-3	Speed	Laptime Pit
1		159.0	1:02.079	152.5	30.515	80.0	2:11.388	7	45.446	134.2	1:12.587	159.8	27.618	91.2	2:25.651
2	51.419	114.9	1:23.120	121.6	33.598	70.9	2:48.137	8	46.342	138.7	1:09.992	160.9	27.160	85.6	2:23.494
3	1:04.758	63.0	1:45.405	75.0	In		3:29.463 P	9	45.013	143.7	1:09.411	162.9	26.271	94.0	2:20.695
4	Out	131.3	1:10.963	158.3	25.792	92.4	5:14.360 P	10	45.872	141.0	1:10.034	161.7	26.619	90.4	2:22.525
5	45.651	146.8	1:09.744	161.3	27.086	93.7	2:22.481	11	44.597	142.2	1:08.261	161.7	26.136	95.5	2:18.994
6	44.966	140.7	1:13.113	157.2	27.193	88.2	2:25.272	12	43.470	140.7	1:07.216	163.7	26.585	90.8	2:17.271

10 Allard Kalff (C3)								Spice SE92							
lap	Sect-1	Speed	Sect-2	Speed	Sect-3	Speed	Laptime Pit	lap	Sect-1	Speed	Sect-2	Speed	Sect-3	Speed	Laptime Pit
1		157.5	1:04.093	147.8	31.591	77.2	2:15.781	7	45.086	142.5	1:09.522	166.9	28.333	90.7	2:22.941
2	51.587	123.8	1:27.529	129.6	34.595	61.2	2:53.711	8	45.181	136.7	1:11.902	157.9	27.931	91.2	2:25.014
3	59.484	70.3	1:43.915	81.0	41.016	50.2	3:24.415	9	44.629	138.1	1:10.614	164.9	27.491	93.7	2:22.734
4	59.921	68.5	1:48.955	49.8	40.549	60.6	3:29.425	10	44.390	142.2	1:08.993	160.5	27.349	94.7	2:20.732
5	55.277	109.8	1:26.522	130.1	In		2:55.767 P	11	44.212	133.2	1:08.334	158.6	27.134	92.9	2:19.680
6	Out	125.2	1:12.550	154.3	28.500	87.8	4:12.777 P	12	44.594	140.1	1:07.460	164.9	26.647	98.8	2:18.701

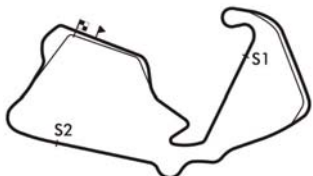
14 Tommy Dreelan (C1)								Porsche 962							
lap	Sect-1	Speed	Sect-2	Speed	Sect-3	Speed	Laptime Pit	lap	Sect-1	Speed	Sect-2	Speed	Sect-3	Speed	Laptime Pit
1		145.6	1:09.007	132.1	32.013	72.9	2:24.445	7	48.924	120.7	1:17.357	141.9	29.841	80.8	2:36.122
2	51.785	98.8	1:25.730	118.8	35.298	72.2	2:52.813	8	48.444	126.9	1:18.553	142.2	31.241	82.4	2:38.238
3	57.632	88.9	1:42.238	93.6	39.020	63.2	3:18.890	9	47.615	130.6	1:13.932	156.8	29.354	81.9	2:30.901
4	59.490	94.3	1:48.933	50.9	In		3:30.215 P	10	48.043	133.4	1:13.906	155.7	28.011	85.1	2:29.960
5	Out	114.7	1:18.703	144.0	29.453	82.0	4:07.502 P	11	47.071	144.6	1:13.911	155.3	27.801	89.1	2:28.783
6	48.166	120.7	1:19.696	144.6	29.463	79.0	2:37.325	12	46.139	137.5	1:13.313	156.8	27.504	88.4	2:26.956

25 Frank Lyons (C3)								Gebhardt C91							
lap	Sect-1	Speed	Sect-2	Speed	Sect-3	Speed	Laptime Pit	lap	Sect-1	Speed	Sect-2	Speed	Sect-3	Speed	Laptime Pit
1		138.9	1:10.282		32.202	77.6	2:26.094	7	46.464	122.7	1:17.880	139.8	28.525	85.1	2:32.869
2	52.665	106.4	1:26.224		In		2:55.428 P	8	47.422	120.7	1:17.272		28.928	81.8	2:33.622
3	Out	103.6	1:18.440		30.368	79.9	5:16.800 P	9	49.170	115.7	1:15.446		27.911	90.3	2:32.527
4	49.725	120.5	1:15.458	137.8	29.313	85.8	2:34.496	10	47.113	129.3	1:13.752	144.6	27.729	85.2	2:28.594
5	47.174	109.8	1:15.477	140.1	28.416	82.5	2:31.067	11	46.624	118.1	1:14.772	139.8	29.737	84.1	2:31.133
6	49.526	120.7	1:19.503	137.0	30.004	85.5	2:39.033	12	46.713	122.0	1:13.545		27.306	84.7	2:27.564

30 Roland Lewis (C1)								Nissan NPTi90							
lap	Sect-1	Speed	Sect-2	Speed	Sect-3	Speed	Laptime Pit	lap	Sect-1	Speed	Sect-2	Speed	Sect-3	Speed	Laptime Pit
1		129.6	1:36.825				3:09.659	6	52.287	114.5	1:23.396		32.822	80.1	2:48.505
2	Out	54.4	1:45.519		39.256	63.2	5:21.594 P	7	52.502	114.9	1:22.558		31.793	81.0	2:46.853
3	1:01.007	67.4	1:49.107		40.994	59.7	3:31.108	8	50.824	122.0	1:21.749		33.213	78.3	2:45.786
4	1:40.401	114.1	1:25.477		34.335	73.1	3:40.213	9	51.766	125.2	1:19.581		30.590	81.0	2:41.937
5	53.740	90.3	1:28.123		32.906	74.2	2:54.769	10	50.377	123.8	1:21.041		32.651	80.4	2:44.069

31 Kriton Lendoudis (C1)								Mercedes C11							
lap	Sect-1	Speed	Sect-2	Speed	Sect-3	Speed	Laptime Pit	lap	Sect-1	Speed	Sect-2	Speed	Sect-3	Speed	Laptime Pit
1		165.3	1:02.323	155.0	30.721	79.2	2:10.504	7	48.070	146.8	1:15.288	159.0	30.783	85.3	2:34.141
2	1:03.217	95.1	1:29.452	106.7	In		3:07.678 P	8	46.988	150.1	1:15.325	160.5	29.736	70.9	2:32.049
3	Out	127.8	1:13.417	159.0	29.293	83.5	4:05.268 P	9	47.120	153.9	1:14.880	157.9	30.317	81.9	2:32.317
4	46.439	137.5	1:17.180	59.3	41.467	82.3	2:45.086	10	45.976	155.7	1:13.101	162.5	29.145	86.0	2:28.222
5	48.754	130.3	1:14.690	157.5	29.879	82.3	2:33.323	11	44.947	159.0	1:16.487	162.1	29.545	88.4	2:30.979
6	46.981	134.5	1:14.646	156.4	29.984	80.7	2:31.611	12	46.661	134.5	1:13.555	161.3	29.296	85.9	2:29.512

71 Georg Kjallgren (C1)								Courage C26S							
lap	Sect-1	Speed	Sect-2	Speed	Sect-3	Speed	Laptime Pit	lap	Sect-1	Speed	Sect-2	Speed	Sect-3	Speed	Laptime Pit
1		151.1	1:07.488	124.0	31.403	77.1	2:20.004	7	57.319	94.0	1:32.563	113.7	32.117	72.5	3:01.999
2	52.986	108.4	1:22.638	115.1	34.517	57.3	2:50.141	8	55.641	103.6	1:28.288	121.8	32.177	74.5	2:56.106
3	1:00.085	71.2	1:43.774	88.4	41.121	59.7	3:24.980	9	54.089	111.3	1:25.461	124.7	32.423	72.1	2:51.973
4	59.893	76.9	1:48.691	52.0	40.980	64.0	3:29.564	10	54.729	108.6	1:25.767	123.1	32.244	75.1	2:52.740
5	54.902	100.9	1:28.535	120.5	33.397	74.1	2:56.834	11	54.175	113.7	1:23.363	121.8	32.311	72.4	2:49.849
6	54.296	104.2	1:36.981	104.4	34.286	73.1	3:05.563	12							



**Session Start: 16:56:42 - Finish: 17:29:02**  
**Weather/Track Conditions: Rain / Wet**  
**Circuit: Silverstone Historic Grand Prix**  
**Track Length: 5.857 Km - 3.6394 miles**



# Silverstone Classic - 28 - 30 Jul 2017

## Group C

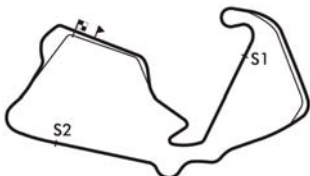
### Race 21 - Sector Analysis

72 Peter Garrod (C3)								Intrepid RM1							
lap	Sect-1	Speed	Sect-2	Speed	Sect-3	Speed	Laptime Pit	lap	Sect-1	Speed	Sect-2	Speed	Sect-3	Speed	Laptime Pit
1		147.2	1:13.307	128.3	33.692	78.5	2:33.093	3	Out	124.0	1:16.136	149.8	29.470	86.6	4:37.740 P
2	52.979	116.1	1:24.829	122.9	In		2:56.270 P	4	1:37.199	81.3	1:37.440	97.3	In		3:48.231 P

85 Tony Sinclair (C1)								Spice SE90C							
lap	Sect-1	Speed	Sect-2	Speed	Sect-3	Speed	Laptime Pit	lap	Sect-1	Speed	Sect-2	Speed	Sect-3	Speed	Laptime Pit
1		144.3	1:05.927	144.3	29.470	75.5	2:16.515	7	Out	100.5	1:19.900	134.2	29.856	80.9	6:06.616 P
2	50.987	127.1	1:20.954	128.8	31.837	66.1	2:43.778	8	50.191	119.8	1:19.038	133.9	31.237	78.0	2:40.466
3	1:05.371	57.1	1:45.656	78.8	38.956	64.3	3:29.983	9	49.116	129.8	1:16.984	139.2	29.798	78.2	2:35.898
4	1:01.217	73.6	1:49.269	53.6	40.624	58.6	3:31.110	10	50.069	123.1	1:19.023	128.8	31.231	79.2	2:40.323
5	53.988	109.3	1:26.823	131.1	32.941	69.4	2:53.752	11	49.994	123.1	1:17.203	130.6	29.927	82.4	2:37.124
6	56.423	102.1	1:40.257	101.5	In		3:15.114 P	12							

104 Philippe Scemama (C2)								Spice SE89C							
lap	Sect-1	Speed	Sect-2	Speed	Sect-3	Speed	Laptime Pit	lap	Sect-1	Speed	Sect-2	Speed	Sect-3	Speed	Laptime Pit
1		151.8	1:08.970		33.046	74.6	2:24.068	7	48.289	120.7	1:16.901		30.436	84.5	2:35.626
2	51.684	107.7	1:25.203		35.603	69.6	2:52.490	8	48.889	119.6	1:14.874		31.029	85.5	2:34.792
3	57.286	93.1	1:41.335				3:16.541	9	47.827	120.1	1:14.811		29.940	85.3	2:32.578
4	Out	103.9	1:18.491		31.948	80.3	4:10.135 P	10	48.337	122.2	1:14.909		29.655	86.1	2:32.901
5	47.867	110.2	1:16.695		30.993	84.5	2:35.555	11	46.947	125.7	1:12.684		29.172	88.8	2:28.803
6	48.205	109.1	1:18.366		31.311	81.8	2:37.882	12	46.443	131.3	1:11.752		29.477	86.7	2:27.672

177 Neil Glover (C2)								Ald C289							
lap	Sect-1	Speed	Sect-2	Speed	Sect-3	Speed	Laptime Pit	lap	Sect-1	Speed	Sect-2	Speed	Sect-3	Speed	Laptime Pit
1		134.8	1:14.006		32.892	72.6	2:34.309	4	1:01.211	80.4	1:43.190	55.1	45.504	59.5	3:29.905
2	53.131	105.8	1:25.937		38.723	69.2	2:57.791	5	1:00.286	87.5	1:40.778		38.389	67.2	3:19.453
3	57.683	90.9	1:34.848		36.807	66.8	3:09.338	6	1:00.615	90.7	1:52.327				3:32.173



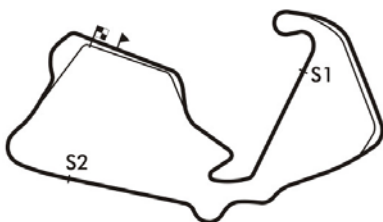
**Session Start: 16:56:42 - Finish: 17:29:02**  
**Weather/Track Conditions: Rain / Wet**  
**Circuit: Silverstone Historic Grand Prix**  
**Track Length: 5.857 Km - 3.6394 miles**

# Silverstone Classic - 28 - 30 Jul 2017

## Group C

### Race 21 - Best Sector Times

	SECTOR 1			SECTOR 2			SECTOR 3			IDEAL / BEST LAP COMPARISON					
	NO	TIME	LAP	NO	TIME	LAP	NO	TIME	LAP	NO	NAME	BEST	IN	IDEAL	DIFF
1	31	39.606	1	5	1:02.079	1	5	25.792	4	31	Kriton Lendoudis	2:10.504	1	2:11.074	+0.570
2	10	41.108	1	31	1:02.323	1	10	26.647	12	5	Steve Tandy	2:11.388	1	2:09.065	+2.323
3	5	41.194	1	10	1:04.093	1	25	27.306	12	10	Allard Kalff	2:15.781	1	2:11.848	+3.933
4	71	41.940	1	85	1:05.927	1	14	27.504	12	85	Tony Sinclair	2:16.515	1	2:18.462	+1.947
5	104	42.641	1	71	1:07.488	1	31	29.145	10	71	Georg Kjallgren	2:20.004	1	2:20.831	+0.827
6	85	43.065	1	104	1:08.970	1	104	29.172	11	104	Philippe Scemama	2:24.068	1	2:20.783	+3.285
7	25	43.549	1	14	1:09.007	1	72	29.470	3	14	Tommy Dreelan	2:24.445	1	2:21.361	+3.084
8	14	44.850	1	25	1:10.282	1	85	29.470	1	25	Frank Lyons	2:26.094	1	2:21.137	+4.957
9	177	46.039	1	72	1:13.307	1	30	30.590	9	30	Roland Lewis	2:41.937	9	2:38.350	+3.587
10	72	46.168	1	177	1:14.006	1	71	31.403	1	72	Peter Garrod	2:33.093	1	2:28.945	+4.148
11	30	48.179	1	30	1:19.581	9	177	32.892	1	177	Neil Glover	2:34.309	1	2:32.937	+1.372



**Session Start: 16:56:42 - Finish: 17:29:02**  
**Weather/Track Conditions: Rain / Wet**  
**Circuit: Silverstone Historic Grand Prix**  
**Track Length: 5.857 Km - 3.6394 miles**

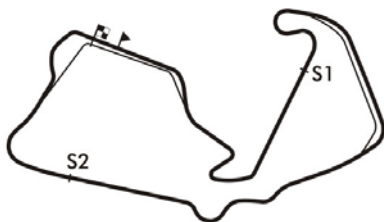


# Silverstone Classic - 28 - 30 Jul 2017

## Group C

### Race 21 - Best Sector Speeds

	NO	SECTOR 1	MPH	NO	SECTOR 2	MPH	NO	SECTOR 3	MPH
1	31	Kriton Lendoudis	165.3	10	Allard Kalff	166.9	10	Allard Kalff	98.8
2	5	Steve Tandy	159.0	5	Steve Tandy	163.7	5	Steve Tandy	95.5
3	10	Allard Kalff	157.5	31	Kriton Lendoudis	162.5	25	Frank Lyons	90.3
4	104	Philippe Scemama	151.8	14	Tommy Dreelan	156.8	14	Tommy Dreelan	89.1
5	71	Georg Kjallgren	151.1	72	Peter Garrod	149.8	104	Philippe Scemama	88.8
6	72	Peter Garrod	147.2	25	Frank Lyons	144.6	31	Kriton Lendoudis	88.4
7	14	Tommy Dreelan	145.6	85	Tony Sinclair	144.3	72	Peter Garrod	86.6
8	85	Tony Sinclair	144.3	71	Georg Kjallgren	124.7	85	Tony Sinclair	82.4
9	25	Frank Lyons	138.9	177	Neil Glover	55.1	30	Roland Lewis	81.0
10	177	Neil Glover	134.8	30	Roland Lewis	0.0	71	Georg Kjallgren	77.1
11	30	Roland Lewis	129.6	104	Philippe Scemama	0.0	177	Neil Glover	72.6



**Session Start: 16:56:42 - Finish: 17:29:02**  
**Weather/Track Conditions: Rain / Wet**  
**Circuit: Silverstone Historic Grand Prix**  
**Track Length: 5.857 Km - 3.6394 miles**

# Silverstone Classic - 28 - 30 Jul 2017

## Group C

### Race 21 - Lap Chart

Lap 1			Lap 2			Lap 3			Lap 4			Lap 5			Lap 6		
NO	Behind	Laptime	NO	Behind	Laptime	NO	Behind	Laptime	NO	Behind	Laptime	NO	Behind	Laptime	NO	Behind	Laptime
31		2:10.504	5		2:48.137	5		3:29.463	85		3:31.110	31		2:33.323	31		2:31.611
5	0.884	2:11.388	85	0.768	2:43.778	85	1.288	3:29.983	30	1 LAP	3:31.108	85	13.279	2:53.752	104	43.201	2:37.882
10	5.277	2:15.781	10	9.967	2:53.711	30	1 LAP	5:21.594	10	1.946	3:29.425	10	17.240	2:55.767	71	53.616	3:05.563
85	6.011	2:16.515	71	10.620	2:50.141	<b>104</b>	4.111	3:16.541	71	3.303	3:29.564	71	19.664	2:56.834	85	56.782	3:15.114
71	9.500	2:20.004	104	17.033	2:52.490	10	4.919	3:24.415	14	4.977	3:30.215	104	36.930	2:35.555	25	1:09.448	2:39.033
104	13.564	2:24.068	14	17.733	2:52.813	71	6.137	3:24.980	31	7.150	2:45.086	177	48.937	3:19.453	5	1:17.631	2:25.272
14	13.941	2:24.445	31	18.657	3:07.678	14	7.160	3:18.890	177	9.957	3:29.905	30	1 LAP	3:40.213	30	1 LAP	2:54.769
25	15.590	2:26.094	25	21.997	2:55.428	177	12.450	3:09.338	104	41.848	4:10.135	25	1:02.026	2:31.067	14	1:37.720	2:37.325
72	22.589	2:33.093	72	29.838	2:56.270	31	54.462	4:05.268	25	1:11.432	2:34.496	5	1:23.970	2:22.481	<b>177</b>	1:49.499	3:32.173
177	23.805	2:34.309	177	32.575	2:57.791	72	1:38.115	4:37.740	5	1:41.962	5:14.360	14	1:32.006	4:07.502	10	1:58.406	4:12.777
<b>30</b>	59.155	3:09.659				25	2:09.334	5:16.800	72	1:53.948	3:48.231						

**Session Start: 16:56:42 - Finish: 17:29:02**  
**Weather/Track Conditions: Rain / Wet**  
**Circuit: Silverstone Historic Grand Prix**  
**Track Length: 5.857 Km - 3.6394 miles**

# Silverstone Classic - 28 - 30 Jul 2017

## Group C

### Race 21 - Lap Chart

Lap 7			Lap 8			Lap 9			Lap 10			Lap 11			Lap 12		
NO	Behind	Laptime	NO	Behind	Laptime	NO	Behind	Laptime	NO	Behind	Laptime	NO	Behind	Laptime	NO	Behind	Laptime
31		2:34.141	31		2:32.049	31		2:32.317	31		2:28.222	31		2:30.979	31		2:29.512
104	44.686	2:35.626	104	47.429	2:34.792	104	47.690	2:32.578	5	43.267	2:22.525	5	31.282	2:18.994	30	2 LAPS	2:44.069
25	1:08.176	2:32.869	5	1:00.586	2:23.494	5	48.964	2:20.695	104	52.369	2:32.901	104	50.193	2:28.803	5	19.041	2:17.271
5	1:09.141	2:25.651	25	1:09.749	2:33.622	25	1:09.959	2:32.527	25	1:10.331	2:28.594	25	1:10.485	2:31.133	71	1 LAP	2:49.849
71	1:21.474	3:01.999	10	1:40.171	2:25.014	10	1:30.588	2:22.734	10	1:23.098	2:20.732	10	1:11.799	2:19.680	104	48.353	2:27.672
30	1 LAP	2:48.505	71	1:45.531	2:56.106	14	1:44.474	2:30.901	14	1:46.212	2:29.960	14	1:44.016	2:28.783	10	1:00.988	2:18.701
14	1:39.701	2:36.122	14	1:45.890	2:38.238	71	2:05.187	2:51.973	85	1 LAP	2:35.898	85	1 LAP	2:40.323	25	1:08.537	2:27.564
10	1:47.206	2:22.941	30	1 LAP	2:46.853	85	1 LAP	2:40.466	30	1 LAP	2:41.937				14	1:41.460	2:26.956
			85	1 LAP	6:06.616	30	1 LAP	2:45.786	71	2:29.705	2:52.740				85	1 LAP	2:37.124

**Session Start: 16:56:42 - Finish: 17:29:02**  
**Weather/Track Conditions: Rain / Wet**  
**Circuit: Silverstone Historic Grand Prix**  
**Track Length: 5.857 Km - 3.6394 miles**



## Silverstone Classic - 28 - 30 Jul 2017

### JET Super Touring Car Trophy Race 22 - Classification

Sheet No:

POS	NO	DRIVER/S	CLASS	CLASS POS	CAR MAKE / MODEL	TIME	LAPS	GAP	DIFF	MPH	BEST	ON
1	3	James Dodd	ST1	1	Honda Accord	22:14.786	8	-- 8 laps --		78.52	2:28.845	8
2	4	Jason Minshaw	ST1	2	Volvo S40	22:15.973	8	1.187	1.187	78.45	2:29.412	8
3	7	Darren Fielding	ST1	3	Ford Mondeo	22:43.104	8	28.318	27.131	76.89	2:33.826	8
4	36	Keith Butcher	ST2	1	Audi A4	22:55.822	8	41.036	12.718	76.18	2:35.256	8
5	27	Ian Flux	ST2	2	Mazda 323	22:56.166	8	41.380	0.344	76.16	2:34.889	8
6	6	Dave Jarman	ST1	4	Nissan Primera	22:56.636	8	41.850	0.470	76.14	2:35.798	8
7	24	Aly McMillan	ST2	3	Nissan Primera	23:35.418	8	1:20.632	38.782	74.05	2:38.038	8
8	1	Gianfranco Brancatelli	GA1	1	Ford Sierra RS500	23:37.535	8	1:22.749	2.117	73.94	2:31.701	8
9	28	Jason Hughes	ST4	1	MG ZS	23:41.943	8	1:27.157	4.408	73.71	2:40.742	4
10	67	Tony Absolom	ST2	4	Vauxhall Cavalier	23:43.902	8	1:29.116	1.959	73.61	2:38.304	8
11	66	Harry Whale	GA2	1	BMW M3	23:44.151	8	1:29.365	0.249	73.60	2:33.504	7
12	77	Phil Mauger	ST1	5	Nissan Primera	23:44.733	8	1:29.947	0.582	73.56	2:38.267	8
13	17	Mark Smith	GA2	2	BMW E30 M3	23:53.607	8	1:38.821	8.874	73.11	2:34.597	5
14	40	Lindsay O'Donnell	ST4	2	BMW 132 S40	24:07.014	8	1:52.228	13.407	72.43	2:45.288	7
15	60	Mark Wright	GA1	2	Ford Sierra RS500	24:07.650	8	1:52.864	0.636	72.40	2:34.638	8
16	11	Steve Dymoke	ST4	3	Alfa Romeo 156	24:08.994	8	1:54.208	1.344	72.33	2:44.299	3
17	146	Andy Dean Woods	GA2	3	Audi 100	24:18.869	8	2:04.083	9.875	71.84	2:36.934	6
18	51	Callum Lockie	GA4	1	BMW 2002Ti	24:23.485	8	2:08.699	4.616	71.62	2:37.606	7
19	88	Steve Soper	GA2	4	Rover Vitesse	24:24.592	8	2:09.806	1.107	71.56	2:39.749	7
20	2	Chris Ward	GA2	5	Jaguar XJS	24:34.114	8	2:19.328	9.522	71.10	2:39.169	8
21	61	Tom Houlbrook	GA2	6	BMW E30 M3	24:39.328	8	2:24.542	5.214	70.85	2:37.368	7
22	117	Tom Andrew	GA2	7	BMW E30 M3	24:39.663	8	2:24.877	0.335	70.84	2:37.850	7
23	9	Mike Wrigley	GA2	8	Rover Vitesse	24:46.758	8	2:31.972	7.095	70.49	2:42.854	5
24	31	Jim Richards	GA2	9	BMW 635	22:25.366	7	-- 7 laps --	23.014	68.16	2:44.353	5
25	84	Steve Jones	GA2	10	BMW E30M3	22:36.336	7	10.970	10.970	67.61	2:45.729	7
26	53	Mike Luck	GA6	1	BMW 320	22:57.224	7	31.858	20.888	66.59	2:48.968	7
27	42	Tom Pochciol	GA4	2	Ford Capri	22:58.193	7	32.827	0.969	66.54	2:48.933	7
28	15	Paul Mensley	GA1	3	Ford Sierra RS500	23:07.284	7	41.918	9.091	66.11	2:42.890	7
29	41	George Pochciol	GA6	2	Ford Capri	23:29.964	7	1:04.598	22.680	65.05	2:55.067	6
30	111	Duncan McKay	GA6	3	Ford Capri	23:32.358	7	1:06.992	2.394	64.93	2:52.721	7
31	48	Robin Benn	GA4	3	Ford Capri	24:41.718	7	2:16.352	1:09.360	61.89	3:00.646	7

----- NOT CLASSIFIED -----

DNF 30	John Pearson	ST4	Alfa Romeo 156	12:39.718	4	-- 4 laps --				68.98	2:41.666	4
DNF 45	Karl Jones	GA1	Ford Sierra RS500	14:24.514	4	1:44.796	1:44.796			60.61	2:48.325	3
DNF 23	Graeme Dodd	ST1	Honda Accord	10:36.492	3	-- 3 laps --				61.75	3:01.354	2

----- FASTEST LAP SUMMARY -----

NO	DRIVER/S	CLASS	CAR MAKE / MODEL	FASTEST LAP	ON	MPH
3	James Dodd	ST1	Honda Accord	2:28.845	8	88.02
1	Gianfranco Brancatelli	GA1	Ford Sierra RS500	2:31.701	8	86.37
66	Harry Whale	GA2	BMW M3	2:33.504	7	85.35
27	Ian Flux	ST2	Mazda 323	2:34.889	8	84.59
51	Callum Lockie	GA4	BMW 2002Ti	2:37.606	7	83.13
28	Jason Hughes	ST4	MG ZS	2:40.742	4	81.51
53	Mike Luck	GA6	BMW 320	2:48.968	7	77.54

Car 53 requires a working transponder - Regulation Q.12.2.1 refers.  
Cars 10, 12, 18, 19, 44 - Non Starters

Session Start: 17:41:30 - Finish: 18:03:44  
Weather/Track Conditions: Bright / Wet  
Circuit: Silverstone Historic Grand Prix  
Track Length: 5.857 Km - 3.6394 miles

These results are provisional until the conclusion of any judicial and technical matters.

Clerk of the Course:

Timekeeper:

Issued at:

# Silverstone Classic - 28 - 30 Jul 2017

## JET Super Touring Car Trophy

### Race 22 - Sector Analysis

1 Gianfranco Brancatelli (GA1)								Ford Sierra RS500							
lap	Sect-1	Speed	Sect-2	Speed	Sect-3	Speed	Laptime Pit	lap	Sect-1	Speed	Sect-2	Speed	Sect-3	Speed	Laptime Pit
1		61.8	1:59.018		52.525	47.6	5:33.958	5	47.861	120.9	1:17.542	138.1	29.184	85.5	2:34.587
2	53.787	107.7	1:17.178	138.1	29.498	83.8	2:40.463	6	47.674	129.6	1:15.663		29.313	81.9	2:32.650
3	48.583	108.8	1:18.078	137.0	29.731	80.9	2:36.392	7	47.837	128.6	1:15.858		30.337	81.1	2:34.032
4	48.384	115.9	1:16.099	137.2	29.269	84.0	2:33.752	8	47.628	118.1	1:15.257	140.1	28.816	87.3	2:31.701

2 Chris Ward (GA2)								Jaguar XJS							
lap	Sect-1	Speed	Sect-2	Speed	Sect-3	Speed	Laptime Pit	lap	Sect-1	Speed	Sect-2	Speed	Sect-3	Speed	Laptime Pit
1		48.1	1:56.227	62.7	52.126	43.6	5:35.249	5	50.277	114.5	1:18.742	134.2	30.772	79.2	2:39.791
2	53.031	112.6	1:19.947	132.1	32.497	30.2	2:45.475	6	50.556	117.1	1:19.221	131.3	30.713	78.2	2:40.490
3	1:02.184	110.0	1:20.252	131.6	31.486	77.9	2:53.922	7	50.213	116.7	1:18.900	131.6	30.212	79.9	2:39.325
4	50.318	108.8	1:19.634	133.4	30.741	80.4	2:40.693	8	50.169	117.1	1:18.830	132.6	30.170	79.5	2:39.169

3 James Dodd (ST1)								Honda Accord							
lap	Sect-1	Speed	Sect-2	Speed	Sect-3	Speed	Laptime Pit	lap	Sect-1	Speed	Sect-2	Speed	Sect-3	Speed	Laptime Pit
1				39.5	51.739	66.4	4:32.501	5	46.809	126.6	1:15.060	132.1	28.455	83.4	2:30.324
2	51.501	113.0	1:17.583	132.4	29.030	81.0	2:38.114	6	47.663	122.0	1:15.814	130.3	28.666	85.5	2:32.143
3	48.035	124.3	1:15.223	132.1	28.284	81.3	2:31.542	7	47.596	122.9	1:15.127	129.6	27.761	86.0	2:30.484
4	47.274	126.1	1:15.149	131.1	28.410	85.5	2:30.833	8	46.839	124.3	1:14.122	129.3	27.884	84.9	2:28.845

4 Jason Minshaw (ST1)								Volvo S40							
lap	Sect-1	Speed	Sect-2	Speed	Sect-3	Speed	Laptime Pit	lap	Sect-1	Speed	Sect-2	Speed	Sect-3	Speed	Laptime Pit
1					54.574	58.5	4:28.468	5	47.425	124.5	1:15.393		28.273	74.3	2:31.091
2	52.221	121.6	1:18.567		29.545	77.1	2:40.333	6	49.037	122.7	1:14.531		28.096	86.7	2:31.664
3	48.609	121.1	1:16.400		28.744	81.2	2:33.753	7	47.962	124.7	1:14.299		27.761	83.8	2:30.022
4	47.584	120.9	1:15.206		28.440	80.6	2:31.230	8	47.163	125.4	1:14.310		27.939	84.4	2:29.412

6 Dave Jarman (ST1)								Nissan Primera							
lap	Sect-1	Speed	Sect-2	Speed	Sect-3	Speed	Laptime Pit	lap	Sect-1	Speed	Sect-2	Speed	Sect-3	Speed	Laptime Pit
1				43.5	54.097	61.8	4:29.064	5	51.011	115.9	1:17.803	127.3	30.599	83.4	2:39.413
2	53.302	114.5	1:19.127	126.4	30.574	80.9	2:43.003	6	49.267	120.5	1:16.994	129.1	30.769	86.5	2:37.030
3	50.422	115.7	1:17.600	122.5	30.103	82.6	2:38.125	7	49.606	119.6	1:17.404	131.8	29.352	87.6	2:36.362
4	49.457	117.1	1:17.976	126.4	30.408	85.7	2:37.841	8	47.943	122.2	1:17.030		30.825	84.0	2:35.798

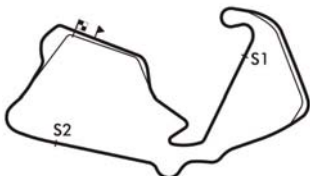
7 Darren Fielding (ST1)								Ford Mondeo							
lap	Sect-1	Speed	Sect-2	Speed	Sect-3	Speed	Laptime Pit	lap	Sect-1	Speed	Sect-2	Speed	Sect-3	Speed	Laptime Pit
1					53.503	63.6	4:29.572	5	48.740	122.7	1:16.099		29.502	84.9	2:34.341
2	52.417	116.1	1:19.772		30.668	82.0	2:42.857	6	48.685	119.2	1:18.210		28.682	87.4	2:35.577
3	49.701	120.7	1:17.690		29.667	84.1	2:37.058	7	47.983	120.7	1:16.627		29.436	82.3	2:34.046
4	48.730	119.0	1:17.111		29.986	81.6	2:35.827	8	48.542	123.8	1:16.178		29.106	79.9	2:33.826

9 Mike Wrigley (GA2)								Rover Vitesse							
lap	Sect-1	Speed	Sect-2	Speed	Sect-3	Speed	Laptime Pit	lap	Sect-1	Speed	Sect-2	Speed	Sect-3	Speed	Laptime Pit
1		53.6	1:54.070		51.113	45.3	5:35.404	5	50.148	107.5	1:21.849		30.857	74.1	2:42.854
2	54.978	106.7	1:21.076		31.230	64.2	2:47.284	6	51.420	111.1	1:21.525		30.816	79.0	2:43.761
3	51.127	107.0	1:21.220		30.758	76.8	2:43.105	7	50.780	115.1	1:21.618		31.248	75.1	2:43.646
4	52.934	111.1	1:22.594		30.770	79.9	2:46.298	8	51.091	109.1	1:22.224		31.091	72.9	2:44.406

11 Steve Dymoke (ST4)								Alfa Romeo 156							
lap	Sect-1	Speed	Sect-2	Speed	Sect-3	Speed	Laptime Pit	lap	Sect-1	Speed	Sect-2	Speed	Sect-3	Speed	Laptime Pit
1					53.540	65.2	4:29.620	5	51.407	116.7	1:21.826		31.774	83.1	2:45.007
2	55.300	110.7	1:23.991		32.717	72.0	2:52.008	6	52.853	103.9	1:23.071		31.822	84.2	2:47.746
3	51.684	114.3	1:21.116		31.499	82.2	2:44.299	7	53.172	99.0	1:26.627		33.376	81.1	2:53.175
4	52.310	105.4	1:21.001		32.203	83.0	2:45.514	8	54.048	105.2	1:23.323		34.254	70.9	2:51.625



**Session Start: 17:41:30 - Finish: 18:03:44**  
**Weather/Track Conditions: Bright / Wet**  
**Circuit: Silverstone Historic Grand Prix**  
**Track Length: 5.857 Km - 3.6394 miles**

# Silverstone Classic - 28 - 30 Jul 2017

## JET Super Touring Car Trophy

### Race 22 - Sector Analysis

15 Paul Mensley (GA1)								Ford Sierra RS500							
lap	Sect-1	Speed	Sect-2	Speed	Sect-3	Speed	Laptime Pit	lap	Sect-1	Speed	Sect-2	Speed	Sect-3	Speed	Laptime Pit
1		64.9	1:58.488		52.720	45.3	5:34.645	5	54.014	107.0	1:25.515		32.186	78.5	2:51.715
2	1:02.095	94.1	1:31.950		33.961	67.9	3:08.006	6	52.402	109.5	1:22.656		30.700	79.1	2:45.758
3	56.224	101.7	1:27.888		33.561	71.1	2:57.673	7	51.870	110.7	1:21.078		29.942	82.2	2:42.890
4	55.101	105.5	1:38.678		32.818	74.8	3:06.597	8							

17 Mark Smith (GA2)								BMW E30 M3							
lap	Sect-1	Speed	Sect-2	Speed	Sect-3	Speed	Laptime Pit	lap	Sect-1	Speed	Sect-2	Speed	Sect-3	Speed	Laptime Pit
1		56.6	1:57.936	66.8	52.393	44.2	5:34.877	5	48.378	126.6	1:16.832	131.1	29.387	81.8	2:34.597
2	53.936	121.8	1:19.954	131.3	30.695	75.1	2:44.585	6	48.406	126.4	1:17.080	130.6	29.367	85.7	2:34.853
3	49.430	124.5	1:18.127	130.6	29.981	85.3	2:37.538	7	48.649	125.4	1:17.405	130.8	29.724	85.3	2:35.778
4	48.441	125.9	1:17.571	130.8	29.439	84.0	2:35.451	8	49.416	125.7	1:16.581	131.1	29.931	85.9	2:35.928

23 Graeme Dodd (ST1)								Honda Accord							
lap	Sect-1	Speed	Sect-2	Speed	Sect-3	Speed	Laptime Pit	lap	Sect-1	Speed	Sect-2	Speed	Sect-3	Speed	Laptime Pit
1				46.0	50.464	66.4	4:33.171	3	55.102	94.3	1:28.706				3:01.967
2	57.116	94.8	1:29.101		35.137	71.2	3:01.354	4							

24 Aly McMillan (ST2)								Nissan Primera							
lap	Sect-1	Speed	Sect-2	Speed	Sect-3	Speed	Laptime Pit	lap	Sect-1	Speed	Sect-2	Speed	Sect-3	Speed	Laptime Pit
1					52.499	64.3	4:31.150	5	49.446	115.5	1:19.108		31.259	84.0	2:39.813
2	52.868	106.2	1:21.613		44.268	19.1	2:58.749	6	51.453	113.9	1:19.790		30.585	84.2	2:41.828
3	52.790	111.7	1:20.251		32.024	78.8	2:45.065	7	49.632	113.7	1:19.100		29.953	81.9	2:38.685
4	50.572	106.7	1:20.176		31.342	77.1	2:42.090	8	49.818	113.6	1:18.082		30.138	82.0	2:38.038

27 Ian Flux (ST2)								Mazda 323							
lap	Sect-1	Speed	Sect-2	Speed	Sect-3	Speed	Laptime Pit	lap	Sect-1	Speed	Sect-2	Speed	Sect-3	Speed	Laptime Pit
1				37.5	52.581	64.2	4:30.038	5	49.753	112.2	1:18.000		29.397	86.9	2:37.150
2	52.578	110.9	1:20.684		30.508	83.8	2:43.770	6	48.641	119.6	1:16.987		30.158	86.8	2:35.786
3	49.461	113.9	1:19.272		30.523	84.5	2:39.256	7	49.254	116.9	1:17.953		29.953	86.5	2:37.160
4	49.284	116.7	1:18.879		29.954	82.4	2:38.117	8	48.272	119.8	1:16.538		30.079	82.5	2:34.889

28 Jason Hughes (ST4)								MG ZS							
lap	Sect-1	Speed	Sect-2	Speed	Sect-3	Speed	Laptime Pit	lap	Sect-1	Speed	Sect-2	Speed	Sect-3	Speed	Laptime Pit
1				37.5	53.100	68.6	4:30.099	5	49.911	118.6	1:20.332	119.0	31.278	82.8	2:41.521
2	55.449	107.2	1:22.509	123.1	32.369	65.9	2:50.327	6	50.222	98.4	1:22.001	111.8	31.518	83.4	2:43.741
3	51.613	111.5	1:21.302	124.0	31.539	80.6	2:44.454	7	50.816	101.7	1:22.112	112.2	31.762	76.4	2:44.690
4	49.975	115.5	1:19.756	119.6	31.011	83.2	2:40.742	8	52.522	100.3	1:21.620	119.2	32.227	79.0	2:46.369

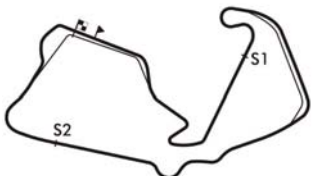
30 John Pearson (ST4)								Alfa Romeo 156							
lap	Sect-1	Speed	Sect-2	Speed	Sect-3	Speed	Laptime Pit	lap	Sect-1	Speed	Sect-2	Speed	Sect-3	Speed	Laptime Pit
1				37.6	52.131	65.3	4:30.603	3	49.948	114.3	1:22.171	113.6	30.666	82.4	2:42.785
2	52.863	109.7	1:21.323	122.5	30.478	84.4	2:44.664	4	50.214	110.2	1:20.817		30.635	80.1	2:41.666

31 Jim Richards (GA2)								BMW 635							
lap	Sect-1	Speed	Sect-2	Speed	Sect-3	Speed	Laptime Pit	lap	Sect-1	Speed	Sect-2	Speed	Sect-3	Speed	Laptime Pit
1		58.6	1:53.827	71.9	50.360	43.8	5:35.869	5	51.921	105.5	1:21.141	130.6	31.291	79.1	2:44.353
2	57.466	113.9	1:25.800	117.5	33.505	62.3	2:56.771	6	51.578	114.3	1:21.737	126.9	31.842	78.8	2:45.157
3	54.348	113.6	1:22.815	127.1	32.652	62.2	2:49.815	7	51.610	113.6	1:23.251	124.3	30.821	75.9	2:45.682
4	52.411	115.5	1:23.212	126.1	32.096	70.9	2:47.719	8							

36 Keith Butcher (ST2)								Audi A4							
lap	Sect-1	Speed	Sect-2	Speed	Sect-3	Speed	Laptime Pit	lap	Sect-1	Speed	Sect-2	Speed	Sect-3	Speed	Laptime Pit
1					54.243	62.5	4:29.195	5	48.508	121.4	1:18.181		30.627	83.0	2:37.316
2	53.443	114.3	1:19.914		30.265	79.8	2:43.622	6	48.732	123.1	1:17.952		30.208	82.3	2:36.892
3	49.985	117.3	1:19.196		30.554	78.9	2:39.735	7	49.443	119.8	1:17.632		29.721	87.4	2:36.796
4	48.717	118.4	1:18.114		30.179	85.2	2:37.010	8	47.832	122.7	1:17.099		30.325	87.6	2:35.256



**Session Start: 17:41:30 - Finish: 18:03:44**  
**Weather/Track Conditions: Bright / Wet**  
**Circuit: Silverstone Historic Grand Prix**  
**Track Length: 5.857 Km - 3.6394 miles**



# Silverstone Classic - 28 - 30 Jul 2017

## JET Super Touring Car Trophy

### Race 22 - Sector Analysis

40 Lindsay O'Donnell (ST4)								BMW 132 S40							
lap	Sect-1	Speed	Sect-2	Speed	Sect-3	Speed	Laptime Pit	lap	Sect-1	Speed	Sect-2	Speed	Sect-3	Speed	Laptime Pit
1				39.1	52.053	65.4	4:32.321	5	50.764	125.0	1:21.913		32.682	81.0	2:45.359
2	54.784	110.7	1:25.445	112.6	33.285	69.2	2:53.514	6	50.975	119.0	1:23.285	115.7	33.068	75.2	2:47.328
3	53.288	110.9	1:23.361	122.2	33.877	79.0	2:50.526	7	50.615	118.4	1:22.234	116.7	32.439	82.4	2:45.288
4	50.828	113.4	1:23.133	121.8	32.323	79.1	2:46.284	8	50.713	115.1	1:22.577	125.4	33.104	81.1	2:46.394

41 George Pochciol (GA6)								Ford Capri							
lap	Sect-1	Speed	Sect-2	Speed	Sect-3	Speed	Laptime Pit	lap	Sect-1	Speed	Sect-2	Speed	Sect-3	Speed	Laptime Pit
1		48.5	1:51.878	69.2	48.033	56.0	5:38.580	5	56.049	105.5	1:27.145	116.9	33.332	75.6	2:56.526
2	1:01.144	101.4	1:30.421	115.1	34.606	73.7	3:06.171	6	53.919	105.4	1:27.303	114.5	33.845	76.4	2:55.067
3	56.076	103.7	1:27.994	116.5	36.204	72.9	3:00.274	7	54.278	104.7	1:27.627	116.9	33.405	75.1	2:55.310
4	54.034	109.3	1:28.995	115.9	35.007	72.2	2:58.036	8							

42 Tom Pochciol (GA4)								Ford Capri							
lap	Sect-1	Speed	Sect-2	Speed	Sect-3	Speed	Laptime Pit	lap	Sect-1	Speed	Sect-2	Speed	Sect-3	Speed	Laptime Pit
1		46.8	1:52.378	65.0	48.585	49.1	5:36.736	5	53.245	103.6	1:25.617	112.6	33.181	72.0	2:52.043
2	1:00.749	92.6	1:29.809	120.7	33.229	74.7	3:03.787	6	53.039	106.2	1:23.956	119.4	32.357	67.2	2:49.352
3	53.649	108.6	1:26.432	118.1	32.751	71.7	2:52.832	7	53.037	110.0	1:22.958	117.3	32.938	73.9	2:48.933
4	53.799	102.8	1:27.408	118.4	33.303	68.6	2:54.510	8							

45 Karl Jones (GA1)								Ford Sierra RS500							
lap	Sect-1	Speed	Sect-2	Speed	Sect-3	Speed	Laptime Pit	lap	Sect-1	Speed	Sect-2	Speed	Sect-3	Speed	Laptime Pit
1		47.8	1:52.293	70.2	48.017	54.2	5:37.937	3	54.371	99.7	1:21.815	126.9	32.139	79.3	2:48.325
2	1:01.809	98.4	1:26.384	123.1	31.764	78.2	2:59.957	4	50.447	117.5	1:25.262	84.3	In		2:58.295 P

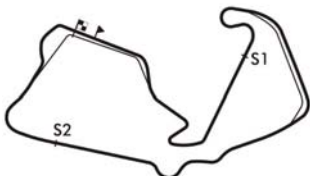
48 Robin Benn (GA4)								Ford Capri							
lap	Sect-1	Speed	Sect-2	Speed	Sect-3	Speed	Laptime Pit	lap	Sect-1	Speed	Sect-2	Speed	Sect-3	Speed	Laptime Pit
1		51.1	1:52.123	72.2	47.470	55.7	5:37.660	5	59.621	104.9	1:32.763	106.7	34.677	66.9	3:07.061
2	1:05.229	93.1	1:55.811	107.2	35.139	59.5	3:36.179	6	57.465	107.2	1:29.230	114.1	34.451	67.4	3:01.146
3	59.572	92.4	1:35.670	108.9	35.919	65.2	3:11.161	7	57.812	103.6	1:29.068	114.5	33.766	72.0	3:00.646
4	1:00.157	95.2	1:32.905	111.8	34.803	69.2	3:07.865	8							

51 Callum Lockie (GA4)								BMW 2002Ti							
lap	Sect-1	Speed	Sect-2	Speed	Sect-3	Speed	Laptime Pit	lap	Sect-1	Speed	Sect-2	Speed	Sect-3	Speed	Laptime Pit
1		51.3	1:51.167		47.392	56.0	5:38.019	5	50.539	116.7	1:19.429		30.067	82.0	2:40.035
2	55.761	113.6	1:21.284		31.225	79.2	2:48.270	6	49.606	115.3	1:18.995		29.954	80.8	2:38.555
3	50.102	114.9	1:20.266		30.619	78.7	2:40.987	7	49.424	116.1	1:18.518		29.664	82.7	2:37.606
4	50.503	115.5	1:20.776		30.446	81.0	2:41.725	8	49.987	117.7	1:18.562		29.739	81.2	2:38.288

53 Mike Luck (GA6)								BMW 320							
lap	Sect-1	Speed	Sect-2	Speed	Sect-3	Speed	Laptime Pit	lap	Sect-1	Speed	Sect-2	Speed	Sect-3	Speed	Laptime Pit
1							5:37.091	5							2:53.812
2							3:00.451	6							2:51.351
3							2:52.874	7							2:48.968
4							2:52.677	8							

60 Mark Wright (GA1)								Ford Sierra RS500							
lap	Sect-1	Speed	Sect-2	Speed	Sect-3	Speed	Laptime Pit	lap	Sect-1	Speed	Sect-2	Speed	Sect-3	Speed	Laptime Pit
1		70.7	1:58.670	64.8	54.911	45.3	5:33.727	5	49.049	121.1	1:15.709		30.020	82.1	2:34.778
2	1:04.086	85.1	1:21.201		31.338	70.4	2:56.625	6	48.892	115.5	1:16.392	124.3	30.141	78.4	2:35.425
3	49.405	114.1	1:17.964	124.5	30.461	81.1	2:37.830	7	48.258	123.8	1:16.813		29.623	76.5	2:34.694
4	51.161	106.2	1:18.200		30.572	75.1	2:39.933	8	48.326	114.9	1:16.680		29.632	83.0	2:34.638

61 Tom Houlbrook (GA2)								BMW E30 M3							
lap	Sect-1	Speed	Sect-2	Speed	Sect-3	Speed	Laptime Pit	lap	Sect-1	Speed	Sect-2	Speed	Sect-3	Speed	Laptime Pit
1		52.2	1:52.939	69.1	49.599	46.2	5:36.268	5	50.638	108.2	1:20.465	128.8	30.749	81.1	2:41.852
2	58.328	105.2	1:24.939	120.1	33.132	69.1	2:56.399	6	50.093	115.1	1:19.356	128.8	29.879	81.2	2:39.328
3	52.112	114.9	1:22.346	128.8	31.297	76.5	2:45.755	7	49.451	121.8	1:18.340	127.6	29.577	82.7	2:37.368
4	51.435	116.9	1:21.396	128.6	31.312	80.4	2:44.143	8	49.493	119.0	1:18.524	130.8	30.198	83.3	2:38.215



**Session Start: 17:41:30 - Finish: 18:03:44**  
**Weather/Track Conditions: Bright / Wet**  
**Circuit: Silverstone Historic Grand Prix**  
**Track Length: 5.857 Km - 3.6394 miles**

# Silverstone Classic - 28 - 30 Jul 2017

## JET Super Touring Car Trophy

### Race 22 - Sector Analysis

66 Harry Whale (GA2)								BMW M3							
lap	Sect-1	Speed	Sect-2	Speed	Sect-3	Speed	Laptime Pit	lap	Sect-1	Speed	Sect-2	Speed	Sect-3	Speed	Laptime Pit
1		62.8	1:58.585	62.5	52.502	45.6	5:34.070	5	47.848	123.6	1:16.499		29.406	85.2	2:33.753
2	53.949	116.5	1:18.850	128.8	29.812	85.2	2:42.611	6	48.268	121.6	1:15.916	128.3	29.550	80.6	2:33.734
3	48.653	119.2	1:17.587		29.600	84.3	2:35.840	7	47.685	121.6	1:16.377	128.6	29.442	83.2	2:33.504
4	48.303	117.9	1:16.880		29.397	83.7	2:34.580	8	48.213	120.9	1:17.654		30.192	81.6	2:36.059

67 Tony Absolom (ST2)								Vauxhall Cavalier							
lap	Sect-1	Speed	Sect-2	Speed	Sect-3	Speed	Laptime Pit	lap	Sect-1	Speed	Sect-2	Speed	Sect-3	Speed	Laptime Pit
1				40.0	52.414	68.5	4:31.839	5	49.547	119.2	1:20.435	120.7	31.477	81.8	2:41.459
2	53.924	114.1	1:23.645	125.9	32.587	69.5	2:50.156	6	49.372	110.2	1:34.060	125.4	30.533	82.3	2:53.965
3	52.014	115.5	1:20.985	126.6	31.647	78.8	2:44.646	7	49.490	120.5	1:20.052	125.9	31.035	81.0	2:40.577
4	51.091	118.4	1:20.386	125.7	31.479	80.8	2:42.956	8	49.104	119.4	1:18.996	126.6	30.204	83.7	2:38.304

77 Phil Mauger (ST1)								Nissan Primera							
lap	Sect-1	Speed	Sect-2	Speed	Sect-3	Speed	Laptime Pit	lap	Sect-1	Speed	Sect-2	Speed	Sect-3	Speed	Laptime Pit
1				36.8	52.975	67.4	4:30.854	5	50.495	119.2	1:20.692	124.0	31.637	82.2	2:42.824
2	55.606	103.2	1:24.751	112.4	33.574	63.0	2:53.931	6	50.243	116.7	1:21.181	125.4	30.477	82.6	2:41.901
3	53.096	118.4	1:22.715	124.7	32.848	81.6	2:48.659	7	49.808	115.3	1:19.829	125.4	31.260	82.6	2:40.897
4	52.247	97.8	1:23.085	125.7	32.068	77.1	2:47.400	8	49.304	117.7	1:19.031	126.9	29.932	80.7	2:38.267

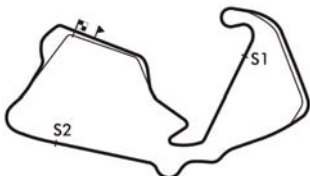
84 Steve Jones (GA2)								BMW E30M3							
lap	Sect-1	Speed	Sect-2	Speed	Sect-3	Speed	Laptime Pit	lap	Sect-1	Speed	Sect-2	Speed	Sect-3	Speed	Laptime Pit
1		52.8	1:51.093		47.424	63.1	5:39.909	5	51.353	110.6	1:22.373		32.029	77.7	2:45.755
2	1:00.237	99.4	1:29.212		33.455	73.5	3:02.904	6	51.262	108.9	1:22.598		32.012	81.3	2:45.872
3	52.762	111.5	1:23.198		32.192	77.9	2:48.152	7	51.455	112.4	1:22.803		31.471	81.9	2:45.729
4	52.800	110.9	1:23.054		32.161	80.9	2:48.015	8							

88 Steve Soper (GA2)								Rover Vitesse							
lap	Sect-1	Speed	Sect-2	Speed	Sect-3	Speed	Laptime Pit	lap	Sect-1	Speed	Sect-2	Speed	Sect-3	Speed	Laptime Pit
1		55.8	1:53.821	70.5	49.584	46.6	5:35.958	5	50.003	110.4	1:20.717	124.3	30.316	81.6	2:41.036
2	53.696	112.4	1:19.610	127.3	30.583	76.5	2:43.889	6	51.006	108.6	1:20.872	124.3	30.846	78.4	2:42.724
3	50.597	112.8	1:19.448	125.2	30.024	78.6	2:40.069	7	49.937	111.1	1:19.679	125.9	30.133	80.0	2:39.749
4	50.113	109.7	1:20.208	124.3	30.937	82.6	2:41.258	8	50.307	116.9	1:19.856	126.9	29.746	80.4	2:39.909

111 Duncan McKay (GA6)								Ford Capri							
lap	Sect-1	Speed	Sect-2	Speed	Sect-3	Speed	Laptime Pit	lap	Sect-1	Speed	Sect-2	Speed	Sect-3	Speed	Laptime Pit
1		47.3	1:51.666	71.1	48.548	51.7	5:37.551	5	55.865	107.2	1:27.454	114.5	33.131	75.1	2:56.450
2	1:03.326	101.4	1:31.348	114.5	33.699	68.9	3:08.373	6	55.299	108.9	1:30.386	114.1	33.190	72.7	2:58.875
3	55.941	103.7	1:28.430	115.3	35.910	71.2	3:00.281	7	54.077	109.3	1:25.837	114.7	32.807	73.0	2:52.721
4	55.757	105.5	1:27.792	113.6	34.558	65.8	2:58.107	8							

117 Tom Andrew (GA2)								BMW E30 M3							
lap	Sect-1	Speed	Sect-2	Speed	Sect-3	Speed	Laptime Pit	lap	Sect-1	Speed	Sect-2	Speed	Sect-3	Speed	Laptime Pit
1		48.7	1:52.806	71.2	48.892	49.9	5:36.292	5	50.015	104.5	1:19.681	128.1	30.446	80.4	2:40.142
2	59.104	102.9	1:24.544	120.3	33.032	76.3	2:56.680	6	49.582	110.2	1:19.657	127.6	30.621	79.6	2:39.860
3	52.243	101.5	1:22.126		31.574	79.1	2:45.943	7	49.872	117.5	1:18.130	129.1	29.848	83.0	2:37.850
4	50.971	110.4	1:21.606		31.303	81.9	2:43.880	8	49.709	120.3	1:18.964	130.3	30.343	85.7	2:39.016

146 Andy Dean Woods (GA2)								Audi 100							
lap	Sect-1	Speed	Sect-2	Speed	Sect-3	Speed	Laptime Pit	lap	Sect-1	Speed	Sect-2	Speed	Sect-3	Speed	Laptime Pit
1		50.2	1:51.003	70.9	47.703	62.9	5:39.104	5	51.564	112.2	1:18.266	119.6	29.579	82.4	2:39.409
2	55.538	111.8	1:20.826	115.5	31.599	80.5	2:47.963	6	49.381	112.8	1:17.964	121.4	29.589	81.7	2:36.934
3	49.515	110.9	1:19.844	122.7	30.077	82.4	2:39.436	7	49.400	113.6	1:18.323	120.9	29.674	81.0	2:37.397
4	51.134	114.3	1:19.480	120.9	30.580	79.9	2:41.194	8	49.096	114.5	1:18.936	118.8	29.400	80.6	2:37.432



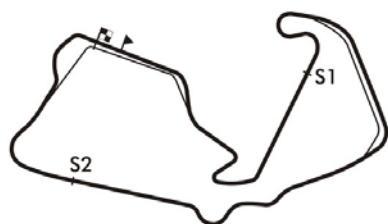
**Session Start: 17:41:30 - Finish: 18:03:44**  
**Weather/Track Conditions: Bright / Wet**  
**Circuit: Silverstone Historic Grand Prix**  
**Track Length: 5.857 Km - 3.6394 miles**

# Silverstone Classic - 28 - 30 Jul 2017

## JET Super Touring Car Trophy

### Race 22 - Best Sector Times

SECTOR 1			SECTOR 2			SECTOR 3			IDEAL / BEST LAP COMPARISON						
NO	TIME	LAP	NO	TIME	LAP	NO	TIME	LAP	NO	NAME	BEST	IN	IDEAL	DIFF	
1	3	46.809	5	3	1:14.122	8	3	27.761	7	3	James Dodd	2:28.845	8	2:28.692	+0.153
2	4	47.163	8	4	1:14.299	7	4	27.761	7	4	Jason Minshaw	2:29.412	8	2:29.223	+0.189
3	1	47.628	8	1	1:15.257	8	7	28.682	6	1	Gianfranco Brancate	2:31.701	8	2:31.701	+0.000
4	66	47.685	7	60	1:15.709	5	1	28.816	8	66	Harry Whale	2:33.504	7	2:32.998	+0.506
5	36	47.832	8	66	1:15.916	6	6	29.352	7	7	Darren Fielding	2:33.826	8	2:32.764	+1.062
6	6	47.943	8	7	1:16.099	5	17	29.367	6	17	Mark Smith	2:34.597	5	2:34.326	+0.271
7	7	47.983	7	27	1:16.538	8	27	29.397	5	60	Mark Wright	2:34.638	8	2:33.590	+1.048
8	60	48.258	7	17	1:16.581	8	66	29.397	4	27	Ian Flux	2:34.889	8	2:34.207	+0.682
9	27	48.272	8	6	1:16.994	6	146	29.400	8	36	Keith Butcher	2:35.256	8	2:34.652	+0.604
10	17	48.378	5	36	1:17.099	8	61	29.577	7	6	Dave Jarman	2:35.798	8	2:34.289	+1.509
11	146	49.096	8	146	1:17.964	6	60	29.623	7	146	Andy Dean Woods	2:36.934	6	2:36.460	+0.474
12	67	49.104	8	24	1:18.082	8	51	29.664	7	61	Tom Houlbrook	2:37.368	7	2:37.368	+0.000
13	77	49.304	8	117	1:18.130	7	36	29.721	7	51	Callum Lockie	2:37.606	7	2:37.606	+0.000
14	51	49.424	7	61	1:18.340	7	88	29.746	8	117	Tom Andrew	2:37.850	7	2:37.560	+0.290
15	24	49.446	5	51	1:18.518	7	117	29.848	7	24	Aly McMillan	2:38.038	8	2:37.481	+0.557
16	61	49.451	7	2	1:18.742	5	77	29.932	8	77	Phil Mauger	2:38.267	8	2:38.267	+0.000
17	117	49.582	6	67	1:18.996	8	15	29.942	7	67	Tony Absolom	2:38.304	8	2:38.304	+0.000
18	28	49.911	5	77	1:19.031	8	24	29.953	7	2	Chris Ward	2:39.169	8	2:39.081	+0.088
19	88	49.937	7	88	1:19.448	3	2	30.170	8	88	Steve Soper	2:39.749	7	2:39.131	+0.618
20	30	49.948	3	28	1:19.756	4	67	30.204	8	28	Jason Hughes	2:40.742	4	2:40.678	+0.064
21	9	50.148	5	30	1:20.817	4	30	30.478	2	9	Mike Wrigley	2:42.854	5	2:41.982	+0.872
22	2	50.169	8	11	1:21.001	4	9	30.758	3	15	Paul Mensley	2:42.890	7	2:42.890	+0.000
23	45	50.447	4	9	1:21.076	2	31	30.821	7	11	Steve Dymoke	2:44.299	3	2:43.907	+0.392
24	40	50.615	7	15	1:21.078	7	28	31.011	4	31	Jim Richards	2:44.353	5	2:43.540	+0.813
25	84	51.262	6	31	1:21.141	5	84	31.471	7	40	Lindsay O'Donnell	2:45.288	7	2:44.851	+0.437
26	11	51.407	5	45	1:21.815	3	11	31.499	3	84	Steve Jones	2:45.729	7	2:45.106	+0.623
27	31	51.578	6	40	1:21.913	5	45	31.764	2	42	Tom Pochciol	2:48.933	7	2:48.352	+0.581
28	15	51.870	7	84	1:22.373	5	40	32.323	4	53	Mike Luck	2:48.968	7		+
29	42	53.037	7	42	1:22.958	7	42	32.357	6	111	Duncan McKay	2:52.721	7	2:52.721	+0.000
30	41	53.919	6	111	1:25.837	7	111	32.807	7	41	George Pochciol	2:55.067	6	2:54.396	+0.671
31	111	54.077	7	41	1:27.145	5	41	33.332	5	48	Robin Benn	3:00.646	7	3:00.299	+0.347
32	23	55.102	3	23	1:28.706	3	48	33.766	7	30	John Pearson	2:41.666	4	2:41.243	+0.423
33	48	57.465	6	48	1:29.068	7	23	35.137	2	45	Karl Jones	2:48.325	3	2:44.026	+4.299
34	53			53			53			23	Graeme Dodd	3:01.354	2	2:58.945	+2.409



**Session Start: 17:41:30 - Finish: 18:03:44**  
**Weather/Track Conditions: Bright / Wet**  
**Circuit: Silverstone Historic Grand Prix**  
**Track Length: 5.857 Km - 3.6394 miles**

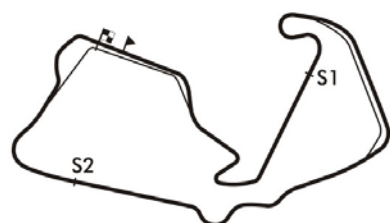


# Silverstone Classic - 28 - 30 Jul 2017

## JET Super Touring Car Trophy

### Race 22 - Best Sector Speeds

	NO	SECTOR 1	MPH	NO	SECTOR 2	MPH	NO	SECTOR 3	MPH
1	1	Gianfranco Brancatelli	129.6	1	Gianfranco Brancatelli	140.1	6	Dave Jarman	87.6
2	3	James Dodd	126.6	2	Chris Ward	134.2	36	Keith Butcher	87.6
3	17	Mark Smith	126.6	3	James Dodd	132.4	7	Darren Fielding	87.4
4	4	Jason Minshaw	125.4	6	Dave Jarman	131.8	1	Gianfranco Brancatelli	87.3
5	40	Lindsay O'Donnell	125.0	17	Mark Smith	131.3	27	Ian Flux	86.9
6	7	Darren Fielding	123.8	61	Tom Houlbrook	130.8	4	Jason Minshaw	86.7
7	60	Mark Wright	123.8	31	Jim Richards	130.6	3	James Dodd	86.0
8	66	Harry Whale	123.6	117	Tom Andrew	130.3	17	Mark Smith	85.9
9	36	Keith Butcher	123.1	66	Harry Whale	128.8	117	Tom Andrew	85.7
10	6	Dave Jarman	122.2	88	Steve Soper	127.3	66	Harry Whale	85.2
11	61	Tom Houlbrook	121.8	45	Karl Jones	126.9	30	John Pearson	84.4
12	67	Tony Absolom	120.5	77	Phil Mauger	126.9	11	Steve Dymoke	84.2
13	117	Tom Andrew	120.3	67	Tony Absolom	126.6	24	Aly McMillan	84.2
14	27	Ian Flux	119.8	40	Lindsay O'Donnell	125.4	67	Tony Absolom	83.7
15	77	Phil Mauger	119.2	60	Mark Wright	124.5	28	Jason Hughes	83.4
16	28	Jason Hughes	118.6	28	Jason Hughes	124.0	61	Tom Houlbrook	83.3
17	51	Callum Lockie	117.7	146	Andy Dean Woods	122.7	60	Mark Wright	83.0
18	45	Karl Jones	117.5	30	John Pearson	122.5	51	Callum Lockie	82.7
19	2	Chris Ward	117.1	42	Tom Pochciol	120.7	77	Phil Mauger	82.6
20	88	Steve Soper	116.9	41	George Pochciol	116.9	88	Steve Soper	82.6
21	11	Steve Dymoke	116.7	111	Duncan McKay	115.3	40	Lindsay O'Donnell	82.4
22	24	Aly McMillan	115.5	48	Robin Benn	114.5	146	Andy Dean Woods	82.4
23	31	Jim Richards	115.5	23	Graeme Dodd	46.0	15	Paul Mensley	82.2
24	9	Mike Wrigley	115.1	27	Ian Flux	37.5	84	Steve Jones	81.9
25	146	Andy Dean Woods	114.5	4	Jason Minshaw	0.0	2	Chris Ward	80.4
26	30	John Pearson	114.3	7	Darren Fielding	0.0	9	Mike Wrigley	79.9
27	84	Steve Jones	112.4	9	Mike Wrigley	0.0	45	Karl Jones	79.3
28	15	Paul Mensley	110.7	11	Steve Dymoke	0.0	31	Jim Richards	79.1
29	42	Tom Pochciol	110.0	15	Paul Mensley	0.0	41	George Pochciol	76.4
30	41	George Pochciol	109.3	24	Aly McMillan	0.0	111	Duncan McKay	75.1
31	111	Duncan McKay	109.3	36	Keith Butcher	0.0	42	Tom Pochciol	74.7
32	48	Robin Benn	107.2	51	Callum Lockie	0.0	48	Robin Benn	72.0
33	23	Graeme Dodd	94.8	53	Mike Luck	0.0	23	Graeme Dodd	71.2
34	53	Mike Luck	0.0	84	Steve Jones	0.0	53	Mike Luck	0.0



**Session Start: 17:41:30 - Finish: 18:03:44**  
**Weather/Track Conditions: Bright / Wet**  
**Circuit: Silverstone Historic Grand Prix**  
**Track Length: 5.857 Km - 3.6394 miles**

# Silverstone Classic - 28 - 30 Jul 2017

## JET Super Touring Car Trophy

### Race 22 - Lap Chart

Lap 1			Lap 2			Lap 3			Lap 4			Lap 5			Lap 6		
NO	Behind	Laptime	NO	Behind	Laptime	NO	Behind	Laptime	NO	Behind	Laptime	NO	Behind	Laptime	NO	Behind	Laptime
4		4:28.468	4		2:40.333	3		2:31.542	3		2:30.833	3		2:30.324	3		2:32.143
6	0.596	4:29.064	3	1.814	2:38.114	4	0.397	2:33.753	4	0.794	2:31.230	111	1 LAP	2:58.107	4	1.082	2:31.664
36	0.727	4:29.195	6	3.266	2:43.003	7	7.330	2:37.058	48	1 LAP	3:11.161	4	1.561	2:31.091	53	1 LAP	2:53.812
7	1.104	4:29.572	7	3.628	2:42.857	6	8.035	2:38.125	7	12.324	2:35.827	15	1 LAP	3:06.597	42	1 LAP	2:52.043
11	1.152	4:29.620	36	4.016	2:43.622	36	10.395	2:39.735	6	15.043	2:37.841	7	16.341	2:34.341	7	19.775	2:35.577
27	1.570	4:30.038	27	5.007	2:43.770	27	10.907	2:39.256	36	16.572	2:37.010	36	23.564	2:37.316	15	1 LAP	2:51.715
28	1.631	4:30.099	30	6.466	2:44.664	30	15.895	2:42.785	27	18.191	2:38.117	6	24.132	2:39.413	41	1 LAP	2:56.526
30	2.135	4:30.603	28	11.625	2:50.327	28	22.723	2:44.454	30	26.728	2:41.666	27	25.017	2:37.150	111	1 LAP	2:56.450
77	2.386	4:30.854	11	12.827	2:52.008	11	23.770	2:44.299	28	32.632	2:40.742	28	43.829	2:41.521	36	28.313	2:36.892
24	2.682	4:31.150	67	13.194	2:50.156	67	24.484	2:44.646	67	36.607	2:42.956	67	47.742	2:41.459	27	28.660	2:35.786
67	3.371	4:31.839	77	15.984	2:53.931	77	31.287	2:48.659	11	38.451	2:45.514	48	1 LAP	3:07.865	6	29.019	2:37.030
40	3.853	4:32.321	40	17.034	2:53.514	24	32.807	2:45.065	24	44.064	2:42.090	11	53.134	2:45.007	28	55.427	2:43.741
3	4.033	4:32.501	24	21.098	2:58.749	40	34.204	2:50.526	77	47.854	2:47.400	24	53.553	2:39.813	24	1:03.238	2:41.828
23	4.703	4:33.171	23	25.724	3:01.354	23	54.335	3:01.967	40	49.655	2:46.284	77	1:00.354	2:42.824	11	1:08.737	2:47.746
60	1:05.259	5:33.727	1	1:05.620	2:40.463	1	1:08.656	2:36.392	1	1:11.575	2:33.752	40	1:04.690	2:45.359	67	1:09.564	2:53.965
1	1:05.490	5:33.958	66	1:07.880	2:42.611	66	1:10.364	2:35.840	66	1:14.111	2:34.580	1	1:15.838	2:34.587	77	1:10.112	2:41.901
66	1:05.602	5:34.070	17	1:10.661	2:44.585	17	1:14.843	2:37.538	17	1:19.461	2:35.451	66	1:17.540	2:33.753	1	1:16.345	2:32.650
15	1:06.177	5:34.645	88	1:11.046	2:43.889	88	1:17.759	2:40.069	88	1:28.184	2:41.258	17	1:23.734	2:34.597	66	1:19.131	2:33.734
17	1:06.409	5:34.877	2	1:11.923	2:45.475	9	1:23.636	2:43.105	146	1:34.707	2:41.194	88	1:38.896	2:41.036	40	1:19.875	2:47.328
2	1:06.781	5:35.249	9	1:13.887	2:47.284	146	1:24.346	2:39.436	60	1:35.125	2:39.933	60	1:39.579	2:34.778	48	1 LAP	3:07.061
9	1:06.936	5:35.404	51	1:17.488	2:48.270	51	1:25.119	2:40.987	51	1:36.011	2:41.725	146	1:43.792	2:39.409	17	1:26.444	2:34.853
31	1:07.401	5:35.869	146	1:18.266	2:47.963	60	1:26.025	2:37.830	9	1:39.101	2:46.298	51	1:45.722	2:40.035	60	1:42.861	2:35.425
88	1:07.490	5:35.958	60	1:21.551	2:56.625	2	1:32.489	2:53.922	2	1:42.349	2:40.693	9	1:51.631	2:42.854	146	1:48.583	2:36.934
61	1:07.800	5:36.268	31	1:23.839	2:56.771	61	1:36.265	2:45.755	61	1:49.575	2:44.143	2	1:51.816	2:39.791	88	1:49.477	2:42.724
117	1:07.824	5:36.292	61	1:23.866	2:56.399	117	1:36.758	2:45.943	117	1:49.805	2:43.880	117	1:59.623	2:40.142	51	1:52.134	2:38.555
42	1:08.268	5:36.736	117	1:24.171	2:56.680	31	1:40.298	2:49.815	31	1:57.184	2:47.719	61	2:01.103	2:41.852	2	2:00.163	2:40.490
53	1:08.623	5:37.091	53	1:28.741	3:00.451	45	1:44.062	2:48.325	84	2:05.990	2:48.015	31	2:11.213	2:44.353	9	2:03.249	2:43.761
111	1:09.083	5:37.551	45	1:29.093	2:59.957	53	1:48.259	2:52.874	53	2:10.103	2:52.677	84	2:21.421	2:45.755	117	2:07.340	2:39.860
48	1:09.192	5:37.660	42	1:31.722	3:03.787	84	1:48.808	2:48.152	45	2:11.524	2:58.295				61	2:08.288	2:39.328
45	1:09.469	5:37.937	15	1:33.850	3:08.006	42	1:51.198	2:52.832	42	2:14.875	2:54.510				31	2:24.227	2:45.157
51	1:09.551	5:38.019	84	1:34.012	3:02.904	15	1:58.167	2:57.673	41	2:30.071	2:58.036						
41	1:10.112	5:38.580	41	1:35.950	3:06.171	41	2:02.868	3:00.274									
146	1:10.636	5:39.104	111	1:37.123	3:08.373	111	2:04.048	3:00.281									
84	1:11.441	5:39.909	48	2:05.038	3:36.179												

**Session Start: 17:41:30 - Finish: 18:03:44**  
**Weather/Track Conditions: Bright / Wet**  
**Circuit: Silverstone Historic Grand Prix**  
**Track Length: 5.857 Km - 3.6394 miles**

# Silverstone Classic - 28 - 30 Jul 2017

## JET Super Touring Car Trophy

### Race 22 - Lap Chart

Lap 7			Lap 8		
NO	Behind	Laptime	NO	Behind	Laptime
3		2:30.484	3		2:28.845
4	0.620	2:30.022	4	1.187	2:29.412
84	1 LAP	2:45.872	31	1 LAP	2:45.682
53	1 LAP	2:51.351	84	1 LAP	2:45.729
42	1 LAP	2:49.352	7	28.318	2:33.826
7	23.337	2:34.046	36	41.036	2:35.256
36	34.625	2:36.796	27	41.380	2:34.889
6	34.897	2:36.362	6	41.850	2:35.798
27	35.336	2:37.160	53	1 LAP	2:48.968
15	1 LAP	2:45.758	42	1 LAP	2:48.933
41	1 LAP	2:55.067	15	1 LAP	2:42.890
111	1 LAP	2:58.875	41	1 LAP	2:55.310
28	1:09.633	2:44.690	111	1 LAP	2:52.721
24	1:11.439	2:38.685	24	1:20.632	2:38.038
67	1:19.657	2:40.577	1	1:22.749	2:31.701
1	1:19.893	2:34.032	28	1:27.157	2:46.369
77	1:20.525	2:40.897	67	1:29.116	2:38.304
66	1:22.151	2:33.504	66	1:29.365	2:36.059
11	1:31.428	2:53.175	77	1:29.947	2:38.267
17	1:31.738	2:35.778	17	1:38.821	2:35.928
40	1:34.679	2:45.288	40	1:52.228	2:46.394
60	1:47.071	2:34.694	60	1:52.864	2:34.638
48	1 LAP	3:01.146	11	1:54.208	2:51.625
146	1:55.496	2:37.397	146	2:04.083	2:37.432
88	1:58.742	2:39.749	51	2:08.699	2:38.288
51	1:59.256	2:37.606	88	2:09.806	2:39.909
2	2:09.004	2:39.325	2	2:19.328	2:39.169
117	2:14.706	2:37.850	61	2:24.542	2:38.215
61	2:15.172	2:37.368	117	2:24.877	2:39.016
9	2:16.411	2:43.646	48	1 LAP	3:00.646
			9	2:31.972	2:44.406

**Session Start: 17:41:30 - Finish: 18:03:44**  
**Weather/Track Conditions: Bright / Wet**  
**Circuit: Silverstone Historic Grand Prix**  
**Track Length: 5.857 Km - 3.6394 miles**