



# Freddie March Memorial Trophy

For cars in the spirit of the Goodwood Nine Hour races, 1952-1955

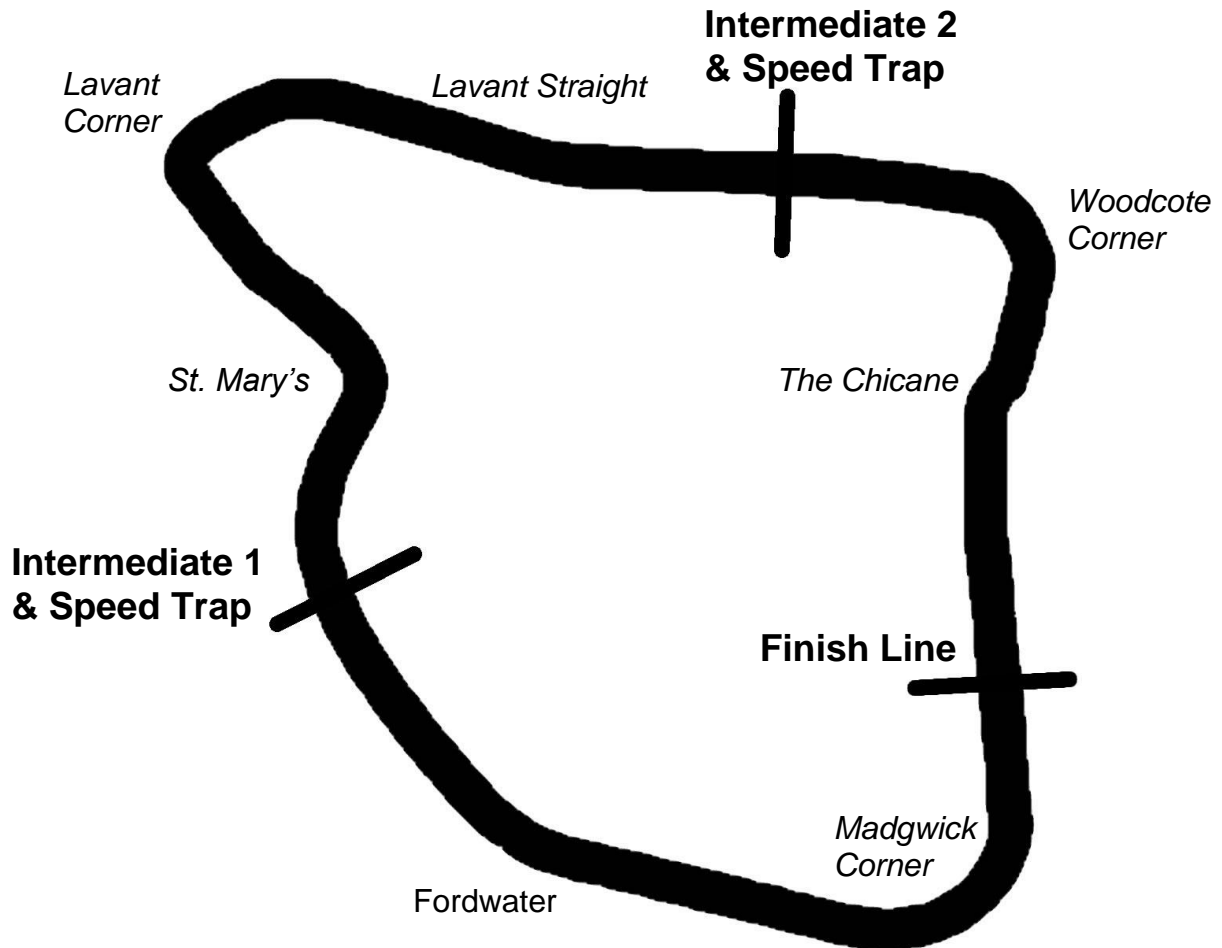
**Goodwood Circuit**

**8<sup>th</sup> – 10<sup>th</sup> September 2017**



Results Provided by Timing Solutions Ltd  
[www.tsl-timing.com](http://www.tsl-timing.com)

# GOODWOOD



Circuit Length:	2.4000 miles / 3862.4 metres
Intermediate 1:	1344 metres
Intermediate 2:	2935 metres
Pit In:	3677 metres
Pit Out:	50 metres before Finish Line
Pit In – Pit Out:	135 metres, @ 60kph = 8.1 seconds, @ 80kph = 6.0 seconds



## Freddie March Memorial Trophy

### QUALIFYING - RACE 8 - CLASSIFICATION - AMENDED

POS	NO	NAME	ENTRY	TIME	ON	LAPS	GAP	DIFF	MPH
1	54	Chris WARD	Cooper -Jaguar T33 - 1954	1:51.321	7	7			76.96
2	17	Rob HALL	Aston Martin DB3 - 1952	1:52.689	8	8	1.368	1.368	76.03
3	18	Steve BOULTBEE BROOKS	Aston Martin DB3S - 1955	1:54.227	4	7	2.906	1.538	75.01
4	4	Richard WOOLMER	HWM -Cadillac - 1954	1:55.531	6	7	4.210	1.304	74.16
5	3	Martin HUNT	HWM -Jaguar - 1954	1:55.898	8	8	4.577	0.367	73.93
6	10	Patrick BLAKENEY-EDWARDS	Frazer Nash Le Mans Replica - 1953	1:57.007	8	8	5.686	1.109	73.22
7	6	Carlo VÖGELE	Maserati 300S - 1955	1:57.179	7	7	5.858	0.172	73.12
8	5	Jochen MASS	Mercedes-Benz 300SL 'Gullwing' - 1955	1:57.343	5	7	6.022	0.164	73.01
9	16	Lukas HÜNI	Maserati A6GCS - 1955	1:57.593	5	7	6.272	0.250	72.86
10	9	Gregor FISKEN	Jaguar C-type - 1952	1:57.613	7	7	6.292	0.020	72.85
11	22	Frederic WAKEMAN	Jaguar C-type - 1953	1:57.916	8	8	6.595	0.303	72.66
12	12	Mathias SIELECKI	Maserati A6GCS - 1955	1:58.458	8	8	7.137	0.542	72.33
13	101	Till BECHTOLSHEIMER	Allard J2 - 1952	1:58.497	7	7	7.176	0.039	72.30
14	23	Karsten LE BLANC	Austin Healey 100S - 1955	1:58.790	6	7	7.469	0.293	72.13
15	11	Ben CUSSONS	Jaguar C-type - 1952	2:00.031	7	7	8.710	1.241	71.38
16	8	Chris WOODGATE	Aston Martin DB3S - 1954	2:00.083	7	7	8.762	0.052	71.35
17	2	Manuel ELIÇABE	Maserati A6GCS - 1955	2:01.528	7	7	10.207	1.445	70.50
18	7	Conrad ULRICH	Maserati 300S - 1955	2:02.398	6	7	11.077	0.870	70.00
19	24	Nigel WEBB	Jaguar C-type - 1952	2:02.497	7	7	11.176	0.099	69.94
20	72	Katarina KYVALOVA	Cooper -Jaguar T33 - 1954	2:06.074	7	7	14.753	3.577	67.96
21	1	Christopher MANN	Alfa Romeo 3000 'Disco Volante' - 1953	2:06.992	7	7	15.671	0.918	67.47
22	34	Eddie McGUIRE	Gordini Type 23S - 1949	2:09.210	5	5	17.889	2.218	66.31
23	14	Bob FRANCIS	Allard J2 - 1951	2:10.592	6	6	19.271	1.382	65.61
24	53	Mark MIDGLEY	HWM -Jaguar - 1955	2:10.657	5	7	19.336	0.065	65.57
25	28	David COTTINGHAM	Ferrari 500 TRC - 1957	2:11.173	5	6	19.852	0.516	65.32
26	453	Jason YATES	Ferrari 500 TRC - 1957	2:20.325	6	6	29.004	9.152	61.06
27	27	Roberto CRIPPA	Ferrari 340 MM - 1953	2:20.669	4	4	29.348	0.344	60.91
28	21	Jean LAURENT-BELLUE	Frazer Nash Le Mans - 1953	2:27.033	6	6	35.712	6.364	58.27

Car 16 - Driver name confirmed

Weather / Track : Cloudy / Wet

These results are provisional until the conclusion of any judicial and technical matters.

Goodwood

Circuit Length = 2.3800 miles

Start: 14:01 Flag 14:16 End: 14:19

Clerk Of Course :	Timekeeper :
-------------------	--------------

# Freddie March Memorial Trophy

## QUALIFYING - RACE 8 - BEST SPEEDS

POS	INTERMEDIATE 1			INTERMEDIATE 2			FINISH LINE		
	NO	NAME	MPH	NO	NAME	MPH	NO	NAME	MPH
1	18	BOULTBEE BROOKS	104.6	54	WARD	122.4	54	WARD	97.1
2	17	HALL	103.2	4	WOOLMER	122.2	3	HUNT	92.6
3	54	WARD	100.6	18	BOULTBEE BROOKS	117.5	6	VÖGELE	92.0
4	4	WOOLMER	99.1	3	HUNT	115.1	101	BECHTOLSHEIMER	91.9
5	6	VÖGELE	97.3	17	HALL	114.1	4	WOOLMER	91.8
6	5	MASS	97.2	5	MASS	113.3	22	WAKEMAN	89.4
7	23	LE BLANC	96.8	6	VÖGELE	112.5	53	MIDGLEY	88.8
8	2	ELIÇABE	96.4	16	TBA	112.4	17	HALL	88.7
9	3	HUNT	96.2	2	ELIÇABE	111.6	24	WEBB	88.7
10	16	TBA	96.1	101	BECHTOLSHEIMER	110.7	18	BOULTBEE BROOKS	88.5
11	12	SIELECKI	94.5	23	LE BLANC	110.5	5	MASS	88.5
12	22	WAKEMAN	94.1	22	WAKEMAN	110.3	7	ULRICH	88.4
13	10	BLAKENEY-EDWARDS	93.7	10	BLAKENEY-EDWARDS	109.8	8	WOODGATE	88.2
14	11	CUSSENS	92.4	12	SIELECKI	109.6	14	FRANCIS	88.1
15	24	WEBB	91.9	24	WEBB	109.6	23	LE BLANC	87.8
16	8	WOODGATE	90.3	11	CUSSENS	109.2	72	KYVALOVA	87.3
17	101	BECHTOLSHEIMER	89.1	8	WOODGATE	108.7	16	TBA	86.7
18	72	KYVALOVA	87.4	34	McGUIRE	105.5	11	CUSSENS	86.0
19	1	MANN	86.4	72	KYVALOVA	103.2	10	BLAKENEY-EDWARDS	85.7
20	7	ULRICH	85.3	28	COTTINGHAM	100.3	12	SIELECKI	84.1
21	34	McGUIRE	84.9	1	MANN	100.0	28	COTTINGHAM	83.8
22	53	MIDGLEY	82.9	453	YATES	97.5	2	ELIÇABE	82.2
23	453	YATES	81.3	7	ULRICH	95.5	27	CRIPPA	82.2
24	28	COTTINGHAM	77.1	53	MIDGLEY	93.5	34	McGUIRE	81.7
25	14	FRANCIS	76.0	14	FRANCIS	91.8	1	MANN	80.3
26	27	CRIPPA	72.7	27	CRIPPA	83.5	453	YATES	79.8
27									
28									

Weather / Track : Cloudy / Wet

Results can be found at [www.tsl-timing.com](http://www.tsl-timing.com)

Goodwood  
Circuit Length = 2.3800 miles  
Start: 14:01 Flag 14:16 End: 14:19

Printed - 14:21 Friday, 08 September 2017

# Freddie March Memorial Trophy

## QUALIFYING - RACE 8 - BEST SECTORS

SECTOR 1			SECTOR 2			SECTOR 3			IDEAL / BEST COMPARISON						
POS	NO	NAME	TIME	NO	NAME	TIME	NO	NAME	TIME	POS	NO	NAME	IDEAL	BEST	DIFF
													<b>PERFECT LAP</b>	<b>1:50.803</b>	
1	17	HALL	34.055	54	WARD	46.737	54	WARD	30.011	1	54	WARD	1:51.056	1:51.321	0.265
2	54	WARD	34.308	17	HALL	47.463	17	HALL	30.146	2	17	HALL	1:51.664	1:52.689	1.025
3	18	BOULTBEE BROOK	35.377	18	BOULTBEE BROOK	47.621	4	WOOLMER	30.587	3	18	BOULTBEE BROOKS	1:53.843	1:54.227	0.384
4	3	HUNT	35.630	4	WOOLMER	48.564	18	BOULTBEE BROOK	30.845	4	4	WOOLMER	1:54.912	1:55.531	0.619
5	4	WOOLMER	35.761	10	BLAKENEY-EDWAF	48.630	3	HUNT	31.077	5	3	HUNT	1:55.898	1:55.898	0.000
6	6	VÖGELE	36.237	6	VÖGELE	48.730	22	WAKEMAN	31.244	6	10	BLAKENEY-EDWARD	1:56.556	1:57.007	0.451
7	10	BLAKENEY-EDWAF	36.344	16	TBA	48.749	12	SIELECKI	31.428	7	6	VÖGELE	1:56.990	1:57.179	0.189
8	23	LE BLANC	36.365	3	HUNT	49.191	10	BLAKENEY-EDWAF	31.582	8	5	MASS	1:57.343	1:57.343	0.000
9	5	MASS	36.428	5	MASS	49.214	5	MASS	31.701	9	16	TBA	1:57.515	1:57.593	0.078
10	101	BECHTOLSHEIMEF	36.718	22	WAKEMAN	49.397	2	ELIÇABE	31.716	10	22	WAKEMAN	1:57.683	1:57.916	0.233
11	16	TBA	36.744	23	LE BLANC	49.577	101	BECHTOLSHEIMEF	31.944	11	23	LE BLANC	1:58.124	1:58.790	0.666
12	12	SIELECKI	36.821	8	WOODGATE	49.581	16	TBA	32.022	12	12	SIELECKI	1:58.140	1:58.458	0.318
13	22	WAKEMAN	37.042	101	BECHTOLSHEIMEF	49.835	6	VÖGELE	32.023	13	101	BECHTOLSHEIMER	1:58.497	1:58.497	0.000
14	11	CUSSONS	37.588	12	SIELECKI	49.891	23	LE BLANC	32.182	14	11	CUSSONS	2:00.031	2:00.031	0.000
15	8	WOODGATE	37.644	11	CUSSONS	50.174	11	CUSSONS	32.269	15	8	WOODGATE	2:00.083	2:00.083	0.000
16	24	WEBB	37.860	7	ULRICH	50.741	24	WEBB	32.345	16	24	WEBB	2:00.962	2:02.497	1.535
17	7	ULRICH	38.125	24	WEBB	50.757	72	KYVALOVA	32.648	17	2	ELIÇABE	2:00.964	2:01.528	0.564
18	2	ELIÇABE	38.246	2	ELIÇABE	51.002	7	ULRICH	32.739	18	7	ULRICH	2:01.605	2:02.398	0.793
19	72	KYVALOVA	39.246	72	KYVALOVA	51.606	8	WOODGATE	32.858	19	72	KYVALOVA	2:03.500	2:06.074	2.574
20	1	MANN	39.406	1	MANN	53.294	28	COTTINGHAM	33.470	20	1	MANN	2:06.563	2:06.992	0.429
21	34	McGUIRE	40.393	28	COTTINGHAM	53.532	1	MANN	33.863	21	34	McGUIRE	2:09.210	2:09.210	0.000
22	53	MIDGLEY	40.776	53	MIDGLEY	53.891	34	McGUIRE	34.769	22	28	COTTINGHAM	2:09.245	2:11.173	1.928
23	14	FRANCIS	41.293	14	FRANCIS	54.025	53	MIDGLEY	34.858	23	53	MIDGLEY	2:09.525	2:10.657	1.132
24	28	COTTINGHAM	42.243	34	McGUIRE	54.048	14	FRANCIS	34.885	24	14	FRANCIS	2:10.203	2:10.592	0.389
25	27	CRIPPA	44.630	453	YATES	57.236	453	YATES	36.634	25	453	YATES	2:19.626	2:20.325	0.699
26	453	YATES	45.756	27	CRIPPA	58.478	27	CRIPPA	37.054	26	27	CRIPPA	2:20.162	2:20.669	0.507
27										27	9	FISKEN		1:57.613	
28										28	21	LAURENT-BELLUE		2:27.033	

Weather / Track : Cloudy / Wet

Results can be found at [www.tsl-timing.com](http://www.tsl-timing.com)

Goodwood

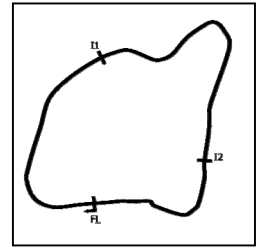
Circuit Length = 2.3800 miles

Start: 14:01 Flag 14:16 End: 14:19

Printed - 14:20 Friday, 08 September 2017

# Freddie March Memorial Trophy

## QUALIFYING - RACE 8 - SECTOR ANALYSIS



SECTOR 1 = FL to I1, SECTOR 2 = I1 to I2, SECTOR 3 = I2 to FL, DIFF = Difference To Personal Best Lap, P = Crossed Finish Line in Pit Lane, D = Time Disallowed

<b>P1 54</b>		<b>Chris WARD</b>		Cooper -Jaguar T33 - 1954						
IDEAL LAP TIME : 1:51.056		BEST LAP TIME : 1:51.321		DIFFERENCE : 0.265						
LAP	SECTOR 1	SECTOR 2	SECTOR 3	LAP TIME	MPH	DIFF	TIME OF DAY			
1 -		72.4	51.003	102.4	31.320	93.7				14:05:34.448
2 -	35.552	90.4	47.127	107.2	33.665	94.3	1:56.344	73.64	5.023	14:07:30.792
3 -	35.141	88.3	46.961	111.2	30.958	95.8	1:53.060	75.78	1.739	14:09:23.852
4 -	34.332	94.3	46.975	112.4	30.612	95.3	1:51.919 (3)	76.55	0.598	14:11:15.771
5 -	<b>34.308</b>	94.3	46.880	117.3	30.387	<b>97.1</b>	1:51.575 (2)	76.79	0.254	14:13:07.346
6 -	34.310	<b>100.6</b>	46.748	116.5	30.907	<b>97.1</b>	1:51.965	76.52	0.644	14:14:59.311
7 -	34.573	97.3	<b>46.737</b>	<b>122.4</b>	<b>30.011</b>	96.9	<b>1:51.321 (1)</b>	<b>76.96</b>		<b>14:16:50.632</b>

<b>P2 17</b>		<b>Rob HALL</b>		Aston Martin DB3 - 1952						
IDEAL LAP TIME : 1:51.664		BEST LAP TIME : 1:52.689		DIFFERENCE : 1.025						
LAP	SECTOR 1	SECTOR 2	SECTOR 3	LAP TIME	MPH	DIFF	TIME OF DAY			
1 -		83.5	51.074	104.2	31.276	86.2				14:04:46.433
2 -	34.949	96.6	48.875	111.2	30.663	87.8	1:54.487	74.84	1.798	14:06:40.920
3 -	34.602	97.8	49.337	106.6	30.196	87.7	1:54.135	75.07	1.446	14:08:35.055
4 -	35.658	100.7	47.985	112.5	<b>30.146</b>	88.2	1:53.789 (3)	75.30	1.100	14:10:28.844
5 -	34.111	99.7	<b>47.463</b>	<b>114.1</b>	31.193	88.5	1:52.767 (2)	75.98	0.078	14:12:21.611
6 -	36.545	90.8	48.795	113.9	30.581	87.4	1:55.921	73.91	3.232	14:14:17.532
7 -	34.575	<b>103.2</b>	48.617	113.5	31.253	88.5	1:54.445	74.86	1.756	14:16:11.977
8 -	<b>34.055</b>	97.6	48.034	110.7	30.600	<b>88.7</b>	<b>1:52.689 (1)</b>	<b>76.03</b>		<b>14:18:04.666</b>

<b>P3 18</b>		<b>Steve BOULTBEE BROOKS</b>		Aston Martin DB3S - 1955						
IDEAL LAP TIME : 1:53.843		BEST LAP TIME : 1:54.227		DIFFERENCE : 0.384						
LAP	SECTOR 1	SECTOR 2	SECTOR 3	LAP TIME	MPH	DIFF	TIME OF DAY			
1 -		63.1	54.056	92.4	34.428	85.0				14:05:42.176
2 -	38.214	86.8	49.671	112.7	31.560	86.8	1:59.445	71.73	5.218	14:07:41.621
3 -	36.364	88.4	50.685	104.6	31.745	88.2	1:58.794	72.12	4.567	14:09:40.415
4 -	<b>35.377</b>	100.0	<b>47.621</b>	115.9	31.229	86.0	<b>1:54.227 (1)</b>	<b>75.01</b>		<b>14:11:34.642</b>
5 -	36.036	98.5	48.155	115.3	31.571	86.5	1:55.762	74.01	1.535	14:13:30.404
6 -	35.808	<b>104.6</b>	48.714	114.7	<b>30.845</b>	<b>88.5</b>	1:55.367 (2)	74.27	1.140	14:15:25.771
7 -	35.485	96.6	48.683	<b>117.5</b>	31.456	86.8	1:55.624 (3)	74.10	1.397	14:17:21.395

<b>P4 4</b>		<b>Richard WOOLMER</b>		HWM -Cadillac - 1954						
IDEAL LAP TIME : 1:54.912		BEST LAP TIME : 1:55.531		DIFFERENCE : 0.619						
LAP	SECTOR 1	SECTOR 2	SECTOR 3	LAP TIME	MPH	DIFF	TIME OF DAY			
1 -		74.3	52.133	97.2	33.263	91.4				14:05:41.198
2 -	37.500	91.8	49.310	118.9	30.959	91.0	1:57.769	72.75	2.238	14:07:38.967
3 -	36.743	86.4	49.374	117.3	32.028	89.3	1:58.145	72.52	2.614	14:09:37.112
4 -	36.153	97.8	<b>48.564</b>	116.3	31.516	89.3	1:56.233 (3)	73.71	0.702	14:11:33.345
5 -	36.030	98.6	48.953	119.6	30.814	<b>91.8</b>	1:55.797 (2)	73.99	0.266	14:13:29.142
6 -	<b>35.761</b>	<b>99.1</b>	49.183	<b>122.2</b>	<b>30.587</b>	91.0	<b>1:55.531 (1)</b>	<b>74.16</b>		<b>14:15:24.673</b>
7 -	36.103	95.1	48.688	117.7	32.261	85.0	1:57.052	73.20	1.521	14:17:21.725

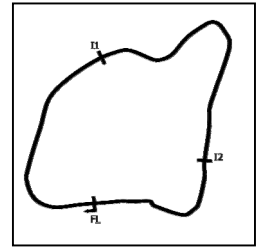
<b>P5 3</b>		<b>Martin HUNT</b>		HWM -Jaguar - 1954						
IDEAL LAP TIME : 1:55.898		BEST LAP TIME : 1:55.898		DIFFERENCE : 0.000						
LAP	SECTOR 1	SECTOR 2	SECTOR 3	LAP TIME	MPH	DIFF	TIME OF DAY			
1 -		85.3	51.472	104.6	32.310	90.3				14:04:07.985
2 -	37.009	89.3	49.866	108.5	32.523	91.0	1:59.398 (3)	71.76	3.500	14:06:07.383
3 -	36.446	95.7	49.337	<b>115.1</b>	31.078	91.8	1:56.861 (2)	73.32	0.963	14:08:04.244
4 -	37.785	93.7	50.622	108.0	31.754	91.0	2:00.161	71.30	4.263	14:10:04.405
5 -	37.107	91.5	51.017	109.1	31.923	90.1	2:00.047	71.37	4.149	14:12:04.452
6 -	37.440	80.6	51.205	102.4	32.319	91.6	2:00.964	70.83	5.066	14:14:05.416
7 -	38.682	93.2	50.269	110.9	31.446	91.4	2:00.397	71.16	4.499	14:16:05.813
8 -	<b>35.630</b>	<b>96.2</b>	<b>49.191</b>	<b>115.1</b>	<b>31.077</b>	<b>92.6</b>	<b>1:55.898 (1)</b>	<b>73.93</b>		<b>14:18:01.711</b>

Weather / Track : Cloudy / Wet

Goodwood  
Circuit Length = 2.3800 miles  
Start: 14:01 Flag 14:16 End: 14:19

# Freddie March Memorial Trophy

## QUALIFYING - RACE 8 - SECTOR ANALYSIS



SECTOR 1 = FL to I1, SECTOR 2 = I1 to I2, SECTOR 3 = I2 to FL, DIFF = Difference To Personal Best Lap, P = Crossed Finish Line in Pit Lane, D = Time Disallowed

<b>P6 10</b>		<b>Patrick BLAKENEY-EDWARDS</b>					Frazer Nash Le Mans Replica - 1953			
IDEAL LAP TIME : 1:56.556		BEST LAP TIME : 1:57.007			DIFFERENCE : 0.451					
LAP	SECTOR 1	SECTOR 2		SECTOR 3		LAP TIME	MPH	DIFF	TIME OF DAY	
1 -		89.7	49.584	107.3	32.391	81.4			14:04:04.744	
2 -	37.132	89.2	49.335	108.5	32.677	81.3	1:59.144 (3)	71.91	2.137	14:06:03.888
3 -	36.618	<b>93.7</b>	49.032	107.2	31.937	84.9	1:57.587 (2)	72.86	0.580	14:08:01.475
4 -	37.997	90.9	50.169	105.6	32.147	84.8	2:00.313	71.21	3.306	14:10:01.788
5 -	37.296	85.3	49.977	97.1	33.257	85.3	2:00.530	71.08	3.523	14:12:02.318
6 -	38.505	83.1	51.607	98.8	35.232	84.8	2:05.344	68.35	8.337	14:14:07.662
7 -	38.143	79.0	51.426	<b>109.8</b>	<b>31.582</b>	84.8	2:01.151	70.72	4.144	14:16:08.813
8 -	<b>36.344</b>	92.4	<b>48.630</b>	106.1	32.033	<b>85.7</b>	<b>1:57.007 (1)</b>	<b>73.22</b>		<b>14:18:05.820</b>

<b>P7 6</b>		<b>Carlo VÖGELE</b>					Maserati 300S - 1955			
IDEAL LAP TIME : 1:56.990		BEST LAP TIME : 1:57.179			DIFFERENCE : 0.189					
LAP	SECTOR 1	SECTOR 2		SECTOR 3		LAP TIME	MPH	DIFF	TIME OF DAY	
1 -		72.1	58.494	77.9	37.726	79.4			14:05:10.995	
2 -	41.164	82.8	51.501	101.5	33.429	86.5	2:06.094	67.95	8.915	14:07:17.089
3 -	38.341	86.0	50.852	105.8	32.595	87.0	2:01.788	70.35	4.609	14:09:18.877
4 -	37.888	93.2	50.965	94.7	34.425	82.4	2:03.278	69.50	6.099	14:11:22.155
5 -	38.193	94.3	48.882	107.5	32.137	90.1	1:59.212 (3)	71.87	2.033	14:13:21.367
6 -	37.195	82.4	48.928	<b>112.5</b>	<b>32.023</b>	89.1	1:58.146 (2)	72.52	0.967	14:15:19.513
7 -	<b>36.237</b>	<b>97.3</b>	<b>48.730</b>	108.7	32.212	<b>92.0</b>	<b>1:57.179 (1)</b>	<b>73.12</b>		<b>14:17:16.692</b>

<b>P8 5</b>		<b>Jochen MASS</b>					Mercedes-Benz 300SL 'Gullwing' - 1955			
IDEAL LAP TIME : 1:57.343		BEST LAP TIME : 1:57.343			DIFFERENCE : 0.000					
LAP	SECTOR 1	SECTOR 2		SECTOR 3		LAP TIME	MPH	DIFF	TIME OF DAY	
1 -		79.8	52.178	99.8	33.365	86.2			14:04:43.640	
2 -	37.056	93.0	50.970	108.9	31.955	84.5	1:59.981	71.41	2.638	14:06:43.621
3 -	37.121	93.3	49.657	111.6	34.685	85.0	2:01.463	70.54	4.120	14:08:45.084
4 -	36.740	93.9	49.707	109.1	32.459	86.3	1:58.906 (3)	72.05	1.563	14:10:43.990
5 -	<b>36.428</b>	<b>97.2</b>	<b>49.214</b>	<b>113.3</b>	<b>31.701</b>	87.6	<b>1:57.343 (1)</b>	<b>73.01</b>		<b>14:12:41.333</b>
6 -	36.555	89.3	49.974	110.9	33.279	87.6	1:59.808	71.51	2.465	14:14:41.141
7 -	37.064	90.9	49.686	112.7	31.872	<b>88.5</b>	1:58.622 (2)	72.23	1.279	14:16:39.763

<b>P9 16</b>		<b>Lukas HÜNI</b>					Maserati A6GCS - 1955			
IDEAL LAP TIME : 1:57.515		BEST LAP TIME : 1:57.593			DIFFERENCE : 0.078					
LAP	SECTOR 1	SECTOR 2		SECTOR 3		LAP TIME	MPH	DIFF	TIME OF DAY	
1 -		81.2	56.912	72.4	36.987	83.8			14:05:11.956	
2 -	40.775	80.9	52.031	97.2	33.580	85.7	2:06.386	67.79	8.793	14:07:18.342
3 -	38.155	87.8	50.924	105.0	32.981	86.1	2:02.060	70.19	4.467	14:09:20.402
4 -	37.368	93.0	50.487	95.5	33.535	86.5	2:01.390	70.58	3.797	14:11:21.792
5 -	36.822	90.3	<b>48.749</b>	110.0	<b>32.022</b>	86.3	<b>1:57.593 (1)</b>	<b>72.86</b>		<b>14:13:19.385</b>
6 -	37.098	92.4	49.003	108.0	32.422	<b>86.7</b>	1:58.523 (3)	72.29	0.930	14:15:17.908
7 -	<b>36.744</b>	<b>96.1</b>	48.887	<b>112.4</b>	32.107	86.2	1:57.738 (2)	72.77	0.145	14:17:15.646

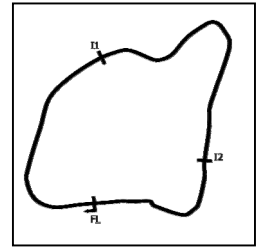
<b>P10 9</b>		<b>Gregor FISKEN</b>					Jaguar C-type - 1952			
IDEAL LAP TIME :		BEST LAP TIME : 1:57.613			DIFFERENCE :					
LAP	SECTOR 1	SECTOR 2		SECTOR 3		LAP TIME	MPH	DIFF	TIME OF DAY	
1 -									14:05:49.933	
2 -							2:04.981	68.55	7.368	14:07:54.914
3 -							2:02.314 (3)	70.05	4.701	14:09:57.228
4 -							2:04.773	68.67	7.160	14:12:02.001
5 -							2:03.031	69.64	5.418	14:14:05.032
6 -							2:01.594 (2)	70.46	3.981	14:16:06.626
7 -							<b>1:57.613 (1)</b>	<b>72.85</b>		<b>14:18:04.239</b>

Weather / Track : Cloudy / Wet

Goodwood  
Circuit Length = 2.3800 miles  
Start: 14:01 Flag 14:16 End: 14:19

# Freddie March Memorial Trophy

## QUALIFYING - RACE 8 - SECTOR ANALYSIS



SECTOR 1 = FL to I1, SECTOR 2 = I1 to I2, SECTOR 3 = I2 to FL, DIFF = Difference To Personal Best Lap, P = Crossed Finish Line in Pit Lane, D = Time Disallowed

P11 22		Frederic WAKEMAN					Jaguar C-type - 1953			
IDEAL LAP TIME : 1:57.683		BEST LAP TIME : 1:57.916			DIFFERENCE : 0.233					
LAP	SECTOR 1	SECTOR 2		SECTOR 3		LAP TIME	MPH	DIFF	TIME OF DAY	
1 -		79.6	52.290	98.2	32.929	87.6			14:04:10.708	
2 -	37.561	91.5	49.902	<b>110.3</b>	<b>31.244</b>	87.9	1:58.707 (2)	72.18	0.791	14:06:09.415
3 -	37.180	<b>94.1</b>	50.221	105.1	32.381	88.7	1:59.782 (3)	71.53	1.866	14:08:09.197
4 -	38.127	87.8	52.835	89.8	35.325	82.0	2:06.287	67.84	8.371	14:10:15.484
5 -	37.970	90.3	52.200	91.0	33.500	86.1	2:03.670	69.28	5.754	14:12:19.154
6 -	38.749	89.2	52.375	94.7	32.746	86.9	2:03.870	69.17	5.954	14:14:23.024
7 -	39.455	78.5	53.209	100.9	32.417	87.8	2:05.081	68.50	7.165	14:16:28.105
8 -	<b>37.042</b>	89.5	<b>49.397</b>	109.8	31.477	<b>89.4</b>	<b>1:57.916 (1)</b>	<b>72.66</b>		<b>14:18:26.021</b>

P12 12		Mathias SIELECKI					Maserati A6GCS - 1955			
IDEAL LAP TIME : 1:58.140		BEST LAP TIME : 1:58.458			DIFFERENCE : 0.318					
LAP	SECTOR 1	SECTOR 2		SECTOR 3		LAP TIME	MPH	DIFF	TIME OF DAY	
1 -		80.7	51.939	94.3	32.763	81.3			14:04:20.009	
2 -	37.740	83.8	50.906	106.8	31.520	82.7	2:00.166	71.30	1.708	14:06:20.175
3 -	37.640	87.4	<b>49.891</b>	108.7	39.871	80.8	2:07.402	67.25	8.944	14:08:27.577
4 -	37.099	<b>94.5</b>	50.004	108.4	31.755	83.1	1:58.858 (2)	72.08	0.400	14:10:26.435
5 -	38.010	87.9	50.752	106.5	31.973	83.2	2:00.735	70.96	2.277	14:12:27.170
6 -	37.555	81.4	50.323	109.1	<b>31.428</b>	<b>84.1</b>	1:59.306 (3)	71.81	0.848	14:14:26.476
7 -	37.707	81.5	51.905	95.0	32.851	83.5	2:02.463	69.96	4.005	14:16:28.939
8 -	<b>36.821</b>	88.6	50.107	<b>109.6</b>	31.530	83.0	<b>1:58.458 (1)</b>	<b>72.33</b>		<b>14:18:27.397</b>

P13 101		Till BECHTOLSHEIMER					Allard J2 - 1952			
IDEAL LAP TIME : 1:58.497		BEST LAP TIME : 1:58.497			DIFFERENCE : 0.000					
LAP	SECTOR 1	SECTOR 2		SECTOR 3		LAP TIME	MPH	DIFF	TIME OF DAY	
1 -		77.3	52.146	105.5	32.329	<b>91.9</b>			14:05:44.957	
2 -	38.882	69.5	51.349	<b>110.7</b>	32.972	89.3	2:03.203	69.54	4.706	14:07:48.160
3 -	36.909	85.7	50.095	91.8	34.319	90.4	2:01.323	70.62	2.826	14:09:49.483
4 -	36.894	83.3	1:00.519	102.4	32.185	90.8	2:09.598	66.11	11.101	14:11:59.081
5 -	36.871	80.3	51.041	97.2	33.011	88.4	2:00.923 (3)	70.85	2.426	14:14:00.004
6 -	37.853	83.9	50.469	105.8	32.370	89.8	2:00.692 (2)	70.99	2.195	14:16:00.696
7 -	<b>36.718</b>	<b>89.1</b>	<b>49.835</b>	101.9	<b>31.944</b>	90.8	<b>1:58.497 (1)</b>	<b>72.30</b>		<b>14:17:59.193</b>

P14 23		Karsten LE BLANC					Austin Healey 100S - 1955			
IDEAL LAP TIME : 1:58.124		BEST LAP TIME : 1:58.790			DIFFERENCE : 0.666					
LAP	SECTOR 1	SECTOR 2		SECTOR 3		LAP TIME	MPH	DIFF	TIME OF DAY	
1 -		75.4	54.901	102.6	33.239	85.7			14:04:34.902	
2 -	37.495	84.7	52.306	110.3	32.400	87.2	2:02.201	70.11	3.411	14:06:37.103
3 -	37.273	92.5	52.186	88.5	54.024	74.9	2:23.483	59.71	24.693	14:09:00.586
4 -	38.496	92.1	49.653	<b>110.5</b>	32.975	86.2	2:01.124	70.74	2.334	14:11:01.710
5 -	37.026	93.9	49.906	109.8	32.209	86.7	1:59.141 (2)	71.91	0.351	14:13:00.851
6 -	<b>36.365</b>	<b>96.8</b>	50.243	110.0	<b>32.182</b>	<b>87.8</b>	<b>1:58.790 (1)</b>	<b>72.13</b>		<b>14:14:59.641</b>
7 -	36.650	93.8	<b>49.577</b>	109.6	33.757	86.9	1:59.984 (3)	71.41	1.194	14:16:59.625

P15 11		Ben CUSSONS					Jaguar C-type - 1952			
IDEAL LAP TIME : 2:00.031		BEST LAP TIME : 2:00.031			DIFFERENCE : 0.000					
LAP	SECTOR 1	SECTOR 2		SECTOR 3		LAP TIME	MPH	DIFF	TIME OF DAY	
1 -		76.4	56.645	82.0	36.415	83.9			14:05:12.679	
2 -	40.700	77.8	52.598	101.5	33.595	82.3	2:06.893	67.52	6.862	14:07:19.572
3 -	38.012	86.4	51.532	105.6	32.418	85.9	2:01.962	70.25	1.931	14:09:21.534
4 -	37.825	<b>92.4</b>	50.367	105.3	33.183	<b>86.0</b>	2:01.375 (3)	70.59	1.344	14:11:22.909
5 -	37.959	90.5	50.522	<b>109.2</b>	32.344	83.5	2:00.825 (2)	70.91	0.794	14:13:23.734
6 -	37.666	90.0	52.942	100.3	32.661	82.8	2:03.269	69.50	3.238	14:15:27.003
7 -	<b>37.588</b>	90.4	<b>50.174</b>	109.1	<b>32.269</b>	84.7	<b>2:00.031 (1)</b>	<b>71.38</b>		<b>14:17:27.034</b>

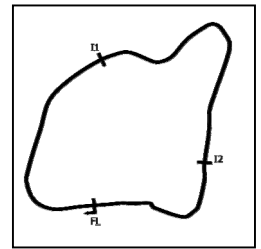
Weather / Track : Cloudy / Wet

Goodwood  
Circuit Length = 2.3800 miles  
Start: 14:01 Flag 14:16 End: 14:19



# Freddie March Memorial Trophy

## QUALIFYING - RACE 8 - SECTOR ANALYSIS



SECTOR 1 = FL to I1, SECTOR 2 = I1 to I2, SECTOR 3 = I2 to FL, DIFF = Difference To Personal Best Lap, P = Crossed Finish Line in Pit Lane, D = Time Disallowed

<b>P16 8</b>		<b>Chris WOODGATE</b>		Aston Martin DB3S - 1954			
IDEAL LAP TIME : 2:00.083		BEST LAP TIME : 2:00.083		DIFFERENCE : 0.000			
LAP	SECTOR 1	SECTOR 2	SECTOR 3	LAP TIME	MPH	DIFF	TIME OF DAY
1 -		72.6	55.602	88.1	37.501	81.2	14:05:41.135
2 -	41.755	79.8	55.008	95.8	33.861	86.9	2:10.624 65.59 10.541 14:07:51.759
3 -	38.892	87.8	50.885	103.7	35.683	84.0	2:05.460 (3) 68.29 5.377 14:09:57.219
4 -	40.705	83.4	54.733	93.4	33.569	82.8	2:09.007 66.41 8.924 14:12:06.226
5 -	37.918	87.2	50.377	107.0	33.741	87.4	2:02.036 (2) 70.21 1.953 14:14:08.262
6 -	39.513	80.7	54.567	96.0	33.344	87.7	2:07.424 67.24 7.341 14:16:15.686
7 -	<b>37.644</b>	<b>90.3</b>	<b>49.581</b>	<b>108.7</b>	<b>32.858</b>	<b>88.2</b>	<b>2:00.083 (1) 71.35 14:18:15.769</b>

<b>P17 2</b>		<b>Manuel ELIÇABE</b>		Maserati A6GCS - 1955			
IDEAL LAP TIME : 2:00.964		BEST LAP TIME : 2:01.528		DIFFERENCE : 0.564			
LAP	SECTOR 1	SECTOR 2	SECTOR 3	LAP TIME	MPH	DIFF	TIME OF DAY
1 -		81.7	52.625	102.4	32.794	80.2	14:04:27.049
2 -	38.639	90.0	51.371	107.8	32.579	81.7	2:02.589 (3) 69.89 1.061 14:06:29.638
3 -	<b>38.246</b>	88.6	52.420	107.3	32.593	<b>82.2</b>	2:03.259 69.51 1.731 14:08:32.897
4 -	39.222	90.5	<b>51.002</b>	107.5	32.589	79.6	2:02.813 69.76 1.285 14:10:35.710
5 -	38.270	<b>96.4</b>	51.280	107.3	32.050	82.1	2:01.600 (2) 70.46 0.072 14:12:37.310
6 -	38.499	90.4	51.277	108.4	33.204	81.3	2:02.980 69.67 1.452 14:14:40.290
7 -	38.649	92.3	51.163	<b>111.6</b>	<b>31.716</b>	80.4	<b>2:01.528 (1) 70.50 14:16:41.818</b>

<b>P18 7</b>		<b>Conrad ULRICH</b>		Maserati 300S - 1955			
IDEAL LAP TIME : 2:01.605		BEST LAP TIME : 2:02.398		DIFFERENCE : 0.793			
LAP	SECTOR 1	SECTOR 2	SECTOR 3	LAP TIME	MPH	DIFF	TIME OF DAY
1 -		69.1	56.477	78.1	37.926	80.0	14:05:00.952
2 -	43.699	72.3	53.400	87.2	35.141	87.0	2:12.240 64.79 9.842 14:07:13.192
3 -	41.458	76.0	55.179	90.4	34.432	80.2	2:11.069 65.37 8.671 14:09:24.261
4 -	40.574	77.9	52.425	90.9	34.725	82.0	2:07.724 67.08 5.326 14:11:31.985
5 -	41.004	83.3	<b>50.741</b>	<b>95.5</b>	<b>32.739</b>	<b>88.4</b>	2:04.484 (3) 68.83 2.086 14:13:36.469
6 -	<b>38.125</b>	80.5	51.041	94.6	33.232	82.0	<b>2:02.398 (1) 70.00 14:15:38.867</b>
7 -	39.296	<b>85.3</b>	51.433	95.1	33.659	79.4	2:04.388 (2) 68.88 1.990 14:17:43.255

<b>P19 24</b>		<b>Nigel WEBB</b>		Jaguar C-type - 1952			
IDEAL LAP TIME : 2:00.962		BEST LAP TIME : 2:02.497		DIFFERENCE : 1.535			
LAP	SECTOR 1	SECTOR 2	SECTOR 3	LAP TIME	MPH	DIFF	TIME OF DAY
1 -		73.1	55.329	94.3	35.123	83.1	14:05:39.269
2 -	39.993	80.8	<b>50.757</b>	102.9	33.214	85.4	2:03.964 (3) 69.11 1.467 14:07:43.233
3 -	38.889	89.2	54.710	97.5	36.298	84.0	2:09.897 65.96 7.400 14:09:53.130
4 -	41.539	88.5	53.256	102.2	33.587	85.8	2:08.382 66.74 5.885 14:12:01.512
5 -	38.528	89.3	51.725	106.6	33.068	85.9	2:03.321 (2) 69.48 0.824 14:14:04.833
6 -	42.152	79.2	52.179	<b>109.6</b>	32.628	<b>88.7</b>	2:06.959 67.48 4.462 14:16:11.792
7 -	<b>37.860</b>	<b>91.9</b>	52.292	109.1	<b>32.345</b>	87.7	<b>2:02.497 (1) 69.94 14:18:14.289</b>

<b>P20 72</b>		<b>Katarina KYVALOVA</b>		Cooper -Jaguar T33 - 1954			
IDEAL LAP TIME : 2:03.500		BEST LAP TIME : 2:06.074		DIFFERENCE : 2.574			
LAP	SECTOR 1	SECTOR 2	SECTOR 3	LAP TIME	MPH	DIFF	TIME OF DAY
1 -		63.0	59.002	93.0	34.582	85.7	14:05:48.726
2 -	39.617	77.9	54.249	93.2	35.205	82.2	2:09.071 66.38 2.997 14:07:57.797
3 -	45.748	74.2	52.960	101.8	34.013	84.1	2:12.721 64.55 6.647 14:10:10.518
4 -	40.470	76.0	51.615	99.5	34.070	86.1	2:06.155 (2) 67.91 0.081 14:12:16.673
5 -	40.480	86.7	52.721	100.7	33.027	85.0	2:06.228 (3) 67.88 0.154 14:14:22.901
6 -	<b>39.246</b>	80.5	55.800	91.9	36.576	83.3	2:11.622 65.09 5.548 14:16:34.523
7 -	41.820	<b>87.4</b>	<b>51.606</b>	<b>103.2</b>	<b>32.648</b>	<b>87.3</b>	<b>2:06.074 (1) 67.96 14:18:40.597</b>

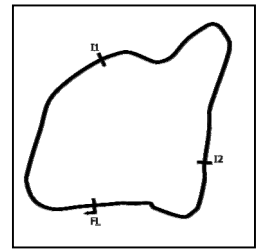
<b>P21 1</b>		<b>Christopher MANN</b>		Alfa Romeo 3000 'Disco Volante' - 1953			
IDEAL LAP TIME : 2:06.563		BEST LAP TIME : 2:06.992		DIFFERENCE : 0.429			
LAP	SECTOR 1	SECTOR 2	SECTOR 3	LAP TIME	MPH	DIFF	TIME OF DAY

Weather / Track : Cloudy / Wet

Goodwood  
Circuit Length = 2.3800 miles  
Start: 14:01 Flag 14:16 End: 14:19

# Freddie March Memorial Trophy

## QUALIFYING - RACE 8 - SECTOR ANALYSIS



SECTOR 1 = FL to I1, SECTOR 2 = I1 to I2, SECTOR 3 = I2 to FL, DIFF = Difference To Personal Best Lap, P = Crossed Finish Line in Pit Lane, D = Time Disallowed

1 -	69.1	1:00.130	78.9	38.585	75.7					14:05:10.314
2 -	45.284	68.5	57.744	89.0	37.377	79.6	2:20.405	61.02	13.413	14:07:30.719
3 -	44.311	79.0	55.469	96.4	34.769	79.5	2:14.549	63.68	7.557	14:09:45.268
4 -	39.709	82.8	54.859	95.3	35.298	<b>80.3</b>	2:09.866 (3)	65.97	2.874	14:11:55.134
5 -	39.994	83.5	55.014	<b>100.0</b>	<b>33.863</b>	78.9	2:08.871 (2)	66.48	1.879	14:14:04.005
6 -	42.076	75.7	57.051	92.9	34.355	79.7	2:13.482	64.19	6.490	14:16:17.487
7 -	<b>39.406</b>	<b>86.4</b>	<b>53.294</b>	98.8	34.292	79.1	<b>2:06.992 (1)</b>	<b>67.47</b>		<b>14:18:24.479</b>

<b>P22</b>	<b>34</b>	<b>Eddie McGUIRE</b>				Gordini Type 23S - 1949					
IDEAL LAP TIME : 2:09.210		BEST LAP TIME : 2:09.210				DIFFERENCE : 0.000					
LAP	SECTOR 1		SECTOR 2		SECTOR 3		LAP TIME	MPH	DIFF	TIME OF DAY	

1 -	71.5	57.269	96.2	36.571	79.4					14:04:30.898
2 -	40.885	77.5	54.059	103.7	35.494	78.8	2:10.438 (2)	65.68	1.228	14:06:41.336
3 -	41.692	77.0	54.245	105.3	36.214	75.5	2:12.151 (3)	64.83	2.941	14:08:53.487
4 -	45.439	81.8	54.220	103.0	35.541	77.4	2:15.200	63.37	5.990	14:11:08.687
5 -	<b>40.393</b>	<b>84.9</b>	<b>54.048</b>	<b>105.5</b>	<b>34.769</b>	<b>81.7</b>	<b>2:09.210 (1)</b>	<b>66.31</b>		<b>14:13:17.897</b>

<b>P23</b>	<b>14</b>	<b>Bob FRANCIS</b>				Allard J2 - 1951					
IDEAL LAP TIME : 2:10.203		BEST LAP TIME : 2:10.592				DIFFERENCE : 0.389					
LAP	SECTOR 1		SECTOR 2		SECTOR 3		LAP TIME	MPH	DIFF	TIME OF DAY	

1 -	62.3	59.091	78.5	39.015	86.7					14:05:37.740
2 -	43.655	71.3	56.148	<b>91.8</b>	36.649	85.4	2:16.452	62.79	5.860	14:07:54.192
3 -	43.220	71.0	55.987	88.4	35.749	<b>88.1</b>	2:14.956	63.49	4.364	14:10:09.148
4 -	41.666	69.6	54.451	88.5	36.530	79.2	2:12.647 (2)	64.59	2.055	14:12:21.795
5 -	43.126	69.5	<b>54.025</b>	91.3	35.786	87.8	2:12.937 (3)	64.45	2.345	14:14:34.732
6 -	<b>41.293</b>	<b>76.0</b>	54.414	88.8	<b>34.885</b>	86.2	<b>2:10.592 (1)</b>	<b>65.61</b>		<b>14:16:45.324</b>

<b>P24</b>	<b>53</b>	<b>Mark MIDGLEY</b>				HWM -Jaguar - 1955					
IDEAL LAP TIME : 2:09.525		BEST LAP TIME : 2:10.657				DIFFERENCE : 1.132					
LAP	SECTOR 1		SECTOR 2		SECTOR 3		LAP TIME	MPH	DIFF	TIME OF DAY	

1 -	68.4	56.238	81.8	37.571	82.1					14:05:18.827
2 -	41.761	77.1	54.938	88.6	37.598	80.0	2:14.297 (3)	63.80	3.640	14:07:33.124
3 -	44.392	82.2	56.586	77.9	39.013	79.0	2:19.991	61.20	9.334	14:09:53.115
4 -	44.918	71.7	56.278	<b>93.5</b>	<b>34.858</b>	<b>88.8</b>	2:16.054	62.97	5.397	14:12:09.169
5 -	<b>40.776</b>	<b>82.9</b>	<b>53.891</b>	89.4	35.990	81.1	<b>2:10.657 (1)</b>	<b>65.57</b>		<b>14:14:19.826</b>
6 -	41.582	77.8	56.167	87.1	36.392	82.4	2:14.141 (2)	63.87	3.484	14:16:33.967
7 -	43.571	78.1	55.811	83.4	35.906	84.8	2:15.288	63.33	4.631	14:18:49.255

<b>P25</b>	<b>28</b>	<b>David COTTINGHAM</b>				Ferrari 500 TRC - 1957					
IDEAL LAP TIME : 2:09.245		BEST LAP TIME : 2:11.173				DIFFERENCE : 1.928					
LAP	SECTOR 1		SECTOR 2		SECTOR 3		LAP TIME	MPH	DIFF	TIME OF DAY	

1 -	59.1	55.207	81.2	35.880	80.1					14:05:44.071
2 -	<b>42.243</b>	76.6	54.565	90.0	36.587	81.0	2:13.395 (2)	64.23	2.222	14:07:57.466
3 -	46.013	70.4	56.142	90.4	36.318	76.2	2:18.473	61.87	7.300	14:10:15.939
4 -	43.750	74.4	57.567	81.6	36.956	83.6	2:18.273	61.96	7.100	14:12:34.212
5 -	44.171	74.6	<b>53.532</b>	<b>100.3</b>	<b>33.470</b>	<b>83.8</b>	<b>2:11.173 (1)</b>	<b>65.32</b>		<b>14:14:45.385</b>
6 -	43.326	<b>77.1</b>	55.147	96.9	36.181	79.7	2:14.654 (3)	63.63	3.481	14:17:00.039

<b>P26</b>	<b>453</b>	<b>Jason YATES</b>				Ferrari 500 TRC - 1957					
IDEAL LAP TIME : 2:19.626		BEST LAP TIME : 2:20.325				DIFFERENCE : 0.699					
LAP	SECTOR 1		SECTOR 2		SECTOR 3		LAP TIME	MPH	DIFF	TIME OF DAY	

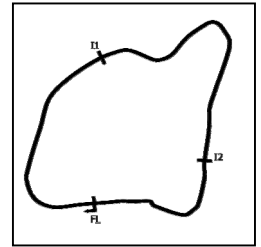
1 -	73.7	1:00.632	90.9	38.593	<b>79.8</b>					14:05:07.413
2 -	45.907	66.3	59.716	91.3	39.423	76.3	2:25.046 (3)	59.07	4.721	14:07:32.459
3 -	47.150	73.1	1:00.363	<b>97.5</b>	37.893	73.3	2:25.406	58.92	5.081	14:09:57.865
4 -	<b>45.756</b>	<b>81.3</b>	<b>57.236</b>	92.5	37.719	78.2	2:20.711 (2)	60.89	0.386	14:12:18.576
5 -	46.980	62.8	1:00.398	96.9	37.833	78.7	2:25.211	59.00	4.886	14:14:43.787
6 -	46.025	71.7	57.666	93.3	<b>36.634</b>	77.7	<b>2:20.325 (1)</b>	<b>61.06</b>		<b>14:17:04.112</b>

Weather / Track : Cloudy / Wet

Goodwood  
Circuit Length = 2.3800 miles  
Start: 14:01 Flag 14:16 End: 14:19

# Freddie March Memorial Trophy

## QUALIFYING - RACE 8 - SECTOR ANALYSIS



SECTOR 1 = FL to I1, SECTOR 2 = I1 to I2, SECTOR 3 = I2 to FL, DIFF = Difference To Personal Best Lap, P = Crossed Finish Line in Pit Lane, D = Time Disallowed

<b>P27 27</b>		<b>Roberto CRIPPA</b>		Ferrari 340 MM - 1953						
IDEAL LAP TIME : 2:20.162		BEST LAP TIME : 2:20.669		DIFFERENCE : 0.507						
LAP	SECTOR 1	SECTOR 2	SECTOR 3	LAP TIME	MPH	DIFF	TIME OF DAY			
1 -		65.5	1:01.170	74.0	42.718	<b>82.2</b>				14:04:58.799
2 -	48.618	65.1	1:01.079	77.3	39.970	78.9	2:29.667 (3)	57.24	8.998	14:07:28.466
3 -	46.805	68.7	<b>58.478</b>	81.3	38.811	79.3	2:24.094 (2)	59.46	3.425	14:09:52.560
4 -	<b>44.630</b>	<b>72.7</b>	58.985	<b>83.5</b>	<b>37.054</b>	76.6	<b>2:20.669 (1)</b>	<b>60.91</b>		<b>14:12:13.229</b>

<b>P28 21</b>		<b>Jean LAURENT-BELLUE</b>		Frazer Nash Le Mans - 1953						
IDEAL LAP TIME :		BEST LAP TIME : 2:27.033		DIFFERENCE :						
LAP	SECTOR 1	SECTOR 2	SECTOR 3	LAP TIME	MPH	DIFF	TIME OF DAY			
1 -										14:06:08.141
2 -					2:43.041	52.55			16.008	14:08:51.182
3 -					2:36.447	54.76			9.414	14:11:27.629
4 -					2:32.722 (2)	56.10			5.689	14:14:00.351
5 -					2:33.615 (3)	55.77			6.582	14:16:33.966
6 -					<b>2:27.033 (1)</b>	<b>58.27</b>				<b>14:19:00.999</b>



## Freddie March Memorial Trophy

### RACE 8 - GRID (20 minutes) AMENDED 2

ROW 11	26	2:27.033	<b>21</b> Jean LAURENT-BELLUE	27	2:02.497	<b>24</b> John YOUNG	28	1:51.321	<b>54</b> Chris WARD
ROW 10			24	2:20.325	<b>453</b> Jason YATES		25	2:20.669	<b>27</b> Roberto CRIPPA
ROW 9	21	2:10.592	<b>14</b> Bob FRANCIS	22	2:10.657	<b>53</b> Mark MIDGLEY	23	2:11.173	<b>28</b> David COTTINGHAM
ROW 8			19	2:06.992	<b>1</b> Christopher MANN		20	2:09.210	<b>34</b> Eddie McGUIRE
ROW 7	16	2:01.528	<b>2</b> Manuel ELIÇABE	17	2:02.398	<b>7</b> Conrad ULRICH	18	2:06.074	<b>72</b> Katarina KYVALOVA
ROW 6			14	2:00.031	<b>11</b> Ben CUSSONS		15	2:00.083	<b>8</b> Chris WOODGATE
ROW 5	11	1:58.458	<b>12</b> Mathias SIELECKI	12	1:58.497	<b>101</b> Till BECHTOLSHEIMER	13	1:58.790	<b>23</b> Karsten LE BLANC
ROW 4			9	1:57.613	<b>9</b> Gregor FISKEN		10	1:57.916	<b>22</b> Frederic WAKEMAN
ROW 3	6	1:57.179	<b>6</b> Carlo VÖGELE	7	1:57.343	<b>5</b> Jochen MASS	8	1:57.593	<b>16</b> Lukas HÜNI
ROW 2			4	1:55.898	<b>3</b> Martin HUNT		5	1:57.007	<b>10</b> Patrick BLAKENEY-EDWARDS
ROW 1	1	1:52.689	<b>17</b> Rob HALL	2	1:54.227	<b>18</b> Steve BOULTBEE BROOKS	3	1:55.531	<b>4</b> Richard WOOLMER
			<b>Pole</b>						

Car 24 - Change of driver - to start from back of grid  
 Car 54 - To start from back of grid - Now running as Class B

Goodwood  
 Circuit Length = 2.3800 miles

These results are provisional until the conclusion of any judicial and technical matters.

Clerk Of Course :

Timekeeper :



## Freddie March Memorial Trophy

### RACE 8 - CLASSIFICATION

POS	NO	CL	PIC NAME	ENTRY	LAPS	TIME	GAP	DIFF	MPH	BEST	ON
1	17	A	1 Rob HALL	Aston Martin DB3 - 1952	11	20:24.800			76.95	1:47.859	10
2	54*	B	1 Chris WARD	Cooper -Jaguar T33 - 1954	11	20:26.859	2.059	2.059	76.82	1:45.685	11
3	4	A	2 Richard WOOLMER	HWM -Cadillac - 1954	11	20:51.273	26.473	24.414	75.32	1:50.539	10
4	18	A	3 Steve BOULTBEE BROOKS	Aston Martin DB3S - 1955	11	20:54.527	29.727	3.254	75.12	1:49.911	10
5	24	A	4 John YOUNG	Jaguar C-type - 1952	11	21:13.470	48.670	18.943	74.01	1:51.063	10
6	9	A	5 Gregor FISKEN	Jaguar C-type - 1952	11	21:22.841	58.041	9.371	73.47	1:54.333	6
7	3	A	6 Martin HUNT	HWM -Jaguar - 1954	11	21:24.832	1:00.032	1.991	73.35	1:53.609	11
8	10	A	7 Patrick BLAKENEY-EDWARDS	Frazer Nash Le Mans Replica - 1953	11	21:25.526	1:00.726	0.694	73.31	1:53.545	11
9	5	A	8 Jochen MASS	Mercedes-Benz 300SL 'Gullwing' - 1955	11	21:32.893	1:08.093	7.367	72.90	1:54.619	11
10	6	A	9 Carlo VÖGELE	Maserati 300S - 1955	11	21:39.231	1:14.431	6.338	72.54	1:55.054	6
11	16	A	10 Lukas HÜNI	Maserati A6GCS - 1955	11	21:45.552	1:20.752	6.321	72.19	1:56.529	8
12	12	A	11 Mathias SIELECKI	Maserati A6GCS - 1955	11	22:01.843	1:37.043	16.291	71.30	1:57.157	11
13	11	A	12 Ben CUSSENS	Jaguar C-type - 1952	11	22:02.733	1:37.933	0.890	71.25	1:56.917	11
14	7	A	13 Conrad ULRICH	Maserati 300S - 1955	11	22:17.616	1:52.816	14.883	70.46	1:57.860	10
15	23	A	14 Karsten LE BLANC	Austin Healey 100S - 1955	11	22:18.638	1:53.838	1.022	70.40	1:56.065	10
16	8	A	15 Chris WOODGATE	Aston Martin DB3S - 1954	11	22:19.745	1:54.945	1.107	70.35	1:58.102	10
17	2	A	16 Manuel ELIÇABE	Maserati A6GCS - 1955	10	20:38.237	1 Lap	1 Lap	69.19	1:59.227	10
18	72	A	17 Katarina KYVALOVA	Cooper -Jaguar T33 - 1954	10	20:53.073	1 Lap	14.836	68.37	2:00.798	5
19	34	A	18 Eddie McGUIRE	Gordini Type 23S - 1949	10	21:20.340	1 Lap	27.267	66.92	2:02.055	9
20	14	A	19 Bob FRANCIS	Allard J2 - 1951	10	21:31.715	1 Lap	11.375	66.33	2:03.583	9
21	53	A	20 Mark MIDGLEY	HWM -Jaguar - 1955	10	21:44.953	1 Lap	13.238	65.66	2:07.077	9
22	1	A	21 Christopher MANN	Alfa Romeo 3000 'Disco Volante' - 1953	10	21:49.513	1 Lap	4.560	65.43	2:06.838	10
23	28	A	22 David COTTINGHAM	Ferrari 500 TRC - 1957	10	22:23.270	1 Lap	33.757	63.78	2:11.689	2
24	453	A	23 Jason YATES	Ferrari 500 TRC - 1957	9	21:02.577	2 Laps	1 Lap	61.07	2:15.422	2
25	27	A	24 Roberto CRIPPA	Ferrari 340 MM - 1953	9	21:31.543	2 Laps	28.966	59.70	2:13.530	6
26	21	A	25 Jean LAURENT-BELLUE	Frazer Nash Le Mans - 1953	9	22:32.176	2 Laps	1:00.633	57.03	2:26.638	2

#### NOT CLASSIFIED

DNF	101	A	Till BECHTOLSHEIMER	Allard J2 - 1952	6	11:59.718	5 Laps	3 Laps	71.43	1:56.372	4
DNF	22	A	Frederic WAKEMAN	Jaguar C-type - 1953	5	10:02.841	6 Laps	1 Lap	71.06	1:57.148	4

#### FASTEST LAP

54	B	Chris WARD	Cooper -Jaguar T33 - 1954	11	1:45.685	81.07 mph	130.47 kph
17	A	Rob HALL	Aston Martin DB3 - 1952	10	1:47.859	79.44 mph	127.84 kph

Car 54 - 5 second penalty applied for hitting the chicane

Weather / Track : Bright / Damp

These results are provisional until the conclusion of any judicial and technical matters.

Goodwood

Circuit Length = 2.3800 miles

Start: 17:42 Flag 18:03 End: 18:05

Clerk Of Course :	Timekeeper :
-------------------	--------------

# Freddie March Memorial Trophy

## RACE 8 - LAP CHART

LAP 1 @ 17:44:51.043			LAP 2 @ 17:46:44.056			LAP 3 @ 17:48:35.937			LAP 4 @ 17:50:27.704			LAP 5 @ 17:52:18.350		
NO	BEHIND	LAP TIME	NO	BEHIND	LAP TIME	NO	BEHIND	LAP TIME	NO	BEHIND	LAP TIME	NO	BEHIND	LAP TIME
17		1:58.011	17		1:53.013	17		1:51.881	17		1:51.767	17		1:50.646
18	1.833	1:59.844	18	3.238	1:54.418	18	4.980	1:53.623	21	1 Lap	2:28.294	54	6.359	1:49.579
4	2.460	2:00.471	4	4.185	1:54.738	4	6.261	1:53.957	54	7.426	1:48.881	18	10.045	1:53.132
3	5.058	2:03.069	3	8.474	1:56.429	54	10.312	1:49.899	18	7.559	1:54.346	4	10.485	1:52.532
10	5.682	2:03.693	10	9.849	1:57.180	3	13.745	1:57.152	4	8.599	1:54.105	3	23.480	1:56.245
5	7.445	2:05.456	54	12.294	1:53.168	10	14.697	1:56.729	3	17.881	1:55.903	10	24.678	1:56.184
16	9.119	2:07.130	5	12.752	1:58.320	5	17.535	1:56.664	10	19.140	1:56.210	5	27.436	1:56.693
23	9.858	2:07.869	16	14.009	1:57.903	9	19.287	1:56.456	5	21.389	1:55.621	9	27.479	1:56.098
9	10.004	2:08.015	9	14.712	1:57.721	16	20.282	1:58.154	9	22.027	1:54.507	24	32.797	1:56.594
22	11.221	2:09.232	23	15.466	1:58.621	23	21.197	1:57.612	23	25.666	1:56.236	6	35.210	1:59.286
6	11.998	2:10.009	22	16.479	1:58.271	6	21.589	1:56.379	16	25.856	1:57.341	16	35.311	2:00.101
54	12.139	2:10.150	6	17.091	1:58.106	22	22.462	1:57.864	6	26.570	1:56.748	101	36.458	1:57.276
12	13.062	2:11.073	12	18.843	1:58.794	24	22.884	1:55.662	24	26.849	1:55.732	22	37.523	2:00.326
11	13.778	2:11.789	24	19.103	1:57.274	101	25.223	1:56.986	22	27.843	1:57.148	12	42.877	2:00.637
101	13.820	2:11.831	101	20.118	1:59.311	12	26.006	1:59.044	101	29.828	1:56.372	21	1 Lap	2:33.366
24	14.842	2:12.853	11	21.914	2:01.149	11	29.082	1:59.049	12	32.886	1:58.647	11	45.749	1:58.804
8	17.319	2:15.330	8	26.453	2:02.147	8	37.172	2:02.600	11	37.591	2:00.276	23	45.831	2:10.811
72	19.430	2:17.441	72	29.908	2:03.491	7	40.085	2:01.584	8	46.382	2:00.977	8	55.598	1:59.862
7	20.018	2:18.029	7	30.382	2:03.377	72	40.116	2:02.089	7	47.704	1:59.386	7	56.280	1:59.222
2	20.036	2:18.047	2	31.910	2:04.887	2	41.901	2:01.872	72	51.282	2:02.933	72	1:01.434	2:00.798
1	23.642	2:21.653	1	42.309	2:11.680	1	1:00.803	2:10.375	2	51.801	2:01.667	2	1:02.201	2:01.046
53	24.219	2:22.230	53	42.584	2:11.378	53	1:01.902	2:11.199	1	1:17.836	2:08.800	53	1:35.798	2:08.396
28	26.008	2:24.019	28	44.684	2:11.689	34	1:05.660	2:11.239	53	1:18.048	2:07.913	34	1:36.277	2:07.075
14	26.643	2:24.654	14	45.778	2:12.148	28	1:06.337	2:13.534	34	1:19.848	2:05.955	14	1:36.715	2:07.138
34	27.106	2:25.117	34	46.302	2:12.209	14	1:06.375	2:12.478	14	1:20.223	2:05.615	1	1:37.295	2:10.105
453	31.223	2:29.234	453	53.632	2:15.422	453	1:19.104	2:17.353	28	1:28.613	2:14.043			
27	34.112	2:32.123	27	55.499	2:14.400	27	1:19.197	2:15.579	27	1:41.964	2:14.534			
21	42.450	2:40.461	21	1:16.075	2:26.638				453	1:45.843	2:18.506			

Weather / Track : Bright / Damp

Goodwood

Circuit Length = 2.3800 miles

Start: 17:42 Flag 18:03 End: 18:05

# Freddie March Memorial Trophy

## RACE 8 - LAP CHART

LAP 6 @ 17:54:10.376			LAP 7 @ 17:56:01.423			LAP 8 @ 17:57:51.585			LAP 9 @ 17:59:41.205			LAP 10 @ 18:01:29.064		
NO	BEHIND	LAP TIME	NO	BEHIND	LAP TIME	NO	BEHIND	LAP TIME	NO	BEHIND	LAP TIME	NO	BEHIND	LAP TIME
17		1:52.026	17		1:51.047	17		1:50.162	17		1:49.620	17		1:47.859
28	1 Lap	2:15.230	54	1.476	1:49.368	54	0.922	1:49.608	54	0.258	1:48.956	54	0.142	1:47.743
54	3.155	1:48.822	53	1 Lap	2:09.482	21	2 Laps	2:27.920	27	2 Laps	2:18.340	2	1 Lap	2:02.820
4	11.746	1:53.287	14	1 Lap	2:08.921	34	1 Lap	2:04.096	4	21.626	1:53.005	453	2 Laps	2:26.622
18	12.300	1:54.281	1	1 Lap	2:11.190	18	17.995	1:53.593	18	23.306	1:54.931	72	1 Lap	2:01.452
453	1 Lap	2:17.459	4	13.921	1:53.222	4	18.241	1:54.482	34	1 Lap	2:04.858	4	24.306	1:50.539
3	28.446	1:56.992	18	14.564	1:53.311	14	1 Lap	2:06.778	14	1 Lap	2:05.972	18	25.358	1:49.911
10	29.005	1:56.353	28	1 Lap	2:12.587	53	1 Lap	2:09.814	53	1 Lap	2:09.982	27	2 Laps	2:17.098
9	29.786	1:54.333	3	32.842	1:55.443	1	1 Lap	2:08.875	24	42.978	1:53.611	34	1 Lap	2:02.055
5	32.933	1:57.523	9	33.416	1:54.677	9	38.381	1:55.127	1	1 Lap	2:08.885	24	46.182	1:51.063
24	34.349	1:53.578	10	33.529	1:55.571	24	38.987	1:52.300	9	44.578	1:55.817	14	1 Lap	2:03.583
6	38.238	1:55.054	24	36.849	1:53.547	3	40.309	1:57.629	3	47.811	1:57.122	9	51.822	1:55.103
16	41.802	1:58.517	5	38.573	1:56.687	10	40.773	1:57.406	10	48.205	1:57.052	3	55.191	1:55.239
101	42.374	1:57.942	6	45.502	1:58.311	5	47.266	1:58.855	21	2 Laps	2:31.616	10	55.949	1:55.603
12	52.923	2:02.072	16	48.293	1:57.538	28	1 Lap	2:15.090	5	54.797	1:57.151	53	1 Lap	2:07.077
11	53.770	2:00.047	453	1 Lap	2:19.769	6	52.558	1:57.218	6	59.620	1:56.682	5	1:02.242	1:55.304
23	54.523	2:00.718	12	59.647	1:57.771	16	54.660	1:56.529	16	1:03.002	1:57.962	1	1 Lap	2:11.112
8	1:03.937	2:00.365	11	1:02.214	1:59.491	12	1:08.229	1:58.744	28	1 Lap	2:12.423	6	1:06.825	1:55.064
7	1:05.051	2:00.797	8	1:14.021	2:01.131	11	1:10.177	1:58.125	12	1:17.047	1:58.438	16	1:11.790	1:56.647
27	1 Lap	3:12.029	23	1:14.464	2:10.988	453	1 Lap	2:17.161	11	1:19.675	1:59.118	21	2 Laps	2:27.475
72	1:11.970	2:02.562	7	1:15.017	2:01.013	7	1:23.717	1:58.862	7	1:32.212	1:58.115	12	1:28.654	1:59.466
2	1:12.518	2:02.343	72	1:25.205	2:04.282	8	1:24.299	2:00.440	8	1:34.052	1:59.373	11	1:29.784	1:57.968
21	1 Lap	2:28.915	2	1:27.028	2:05.557	23	1:25.512	2:01.210	23	1:36.917	2:01.025	28	1 Lap	2:12.574
34	1:49.912	2:05.661	27	1 Lap	2:13.530	2	1:37.637	2:00.771				7	1:42.213	1:57.860
						72	1:49.343	2:14.300				8	1:44.295	1:58.102
												23	1:45.123	1:56.065

Weather / Track : Bright / Damp

Results can be found at [www.tsl-timing.com](http://www.tsl-timing.com)

Page 2 of 3

Goodwood

Circuit Length = 2.3800 miles

Start: 17:42 Flag 18:03 End: 18:05

Printed - 18:06 Saturday, 09 September 2017

# Freddie March Memorial Trophy

## RACE 8 - LAP CHART

**LAP 11 @ 18:03:14.891**

NO	BEHIND	LAP TIME
54		1:45.685
17	2.941	1:48.768
2	1 Lap	1:59.227
4	29.414	1:50.935
72	1 Lap	2:03.725
18	32.668	1:53.137
453	2 Laps	2:21.051
24	51.611	1:51.256
34	1 Lap	2:02.075
9	1:00.982	1:54.987
3	1:02.973	1:53.609
10	1:03.667	1:53.545
27	2 Laps	2:13.910
14	1 Lap	2:04.428
5	1:11.034	1:54.619
6	1:17.372	1:56.374
53	1 Lap	2:07.482
16	1:23.693	1:57.730
1	1 Lap	2:06.838
12	1:39.984	1:57.157
11	1:40.874	1:56.917
7	1:55.757	1:59.371
23	1:56.779	1:57.483
8	1:57.886	1:59.418
28	1 Lap	2:12.081
21	2 Laps	2:27.491

Weather / Track : Bright / Damp

Results can be found at [www.tsl-timing.com](http://www.tsl-timing.com)

Page 3 of 3

Goodwood  
Circuit Length = 2.3800 miles  
Start: 17:42 Flag 18:03 End: 18:05

Printed - 18:06 Saturday, 09 September 2017



# Freddie March Memorial Trophy

## RACE 8 - POSITION CHART

No	Name	Lap Pos	Lap												
			1	2	3	4	5	6	7	8	9	10	11		
17	HALL	1	17	17	17	17	17	17	17	17	17	17	17	17	54
18	BOULTBEE BROOKS	2	18	18	18	54	54	54	54	54	54	54	54	54	17
4	WOOLMER	3	4	4	4	18	18	4	4	18	4	4	4	4	4
3	HUNT	4	3	3	54	4	4	18	18	4	18	18	18	18	18
10	BLAKENEY-EDWARDS	5	10	10	3	3	3	3	3	9	24	24	24	24	24
6	VÖGELE	6	5	54	10	10	10	10	9	24	9	9	9	9	9
5	MASS	7	16	5	5	5	5	9	10	3	3	3	3	3	3
16	HÜNI	8	23	16	9	9	9	5	24	10	10	10	10	10	10
9	FISKEN	9	9	9	16	23	24	24	5	5	5	5	5	5	5
22	WAKEMAN	10	22	23	23	16	6	6	6	6	6	6	6	6	6
12	SIELECKI	11	6	22	6	6	16	16	16	16	16	16	16	16	16
101	BECHTOLSHEIMER	12	54	6	22	24	101	101	12	12	12	12	12	12	12
23	LE BLANC	13	12	12	24	22	22	12	11	11	11	11	11	11	11
11	CUSSENS	14	11	24	101	101	12	11	8	7	7	7	7	7	7
8	WOODGATE	15	101	101	12	12	11	23	23	8	8	8	8	8	23
2	ELIÇABE	16	24	11	11	11	23	8	7	23	23	23	23	23	8
7	ULRICH	17	8	8	8	8	8	7	72	2	2	2	2	2	2
72	KYVALOVA	18	72	72	7	7	7	72	2	72	72	72	72	72	72
1	MANN	19	7	7	72	72	72	2	34	34	34	34	34	34	34
34	McGUIRE	20	2	2	2	2	2	34	14	14	14	14	14	14	14
14	FRANCIS	21	1	1	1	1	53	53	53	53	53	53	53	53	53
53	MIDGLEY	22	53	53	53	53	34	14	1	1	1	1	1	1	1
28	COTTINGHAM	23	28	28	34	34	14	1	28	28	28	28	28	28	28
453	YATES	24	14	14	28	14	1	28	453	453	453	453	453	453	453
27	CRIPPA	25	34	34	14	28	28	453	27	27	27	27	27	27	27
21	LAURENT-BELLUE	26	453	453	453	27	453	27	21	21	21	21	21	21	21
24	YOUNG	27	27	27	27	453	27	21	21	21	21	21	21	21	21
54	WARD	28	21	21	21	21	21	21	21	21	21	21	21	21	21

Weather / Track : Bright / Damp

Results can be found at [www.tsl-timing.com](http://www.tsl-timing.com)

Goodwood  
Circuit Length = 2.3800 miles  
Start: 17:42 Flag 18:03 End: 18:05

Printed - 18:06 Saturday, 09 September 2017

# Freddie March Memorial Trophy

## RACE 8 - BEST SPEEDS

POS	INTERMEDIATE 1			INTERMEDIATE 2			FINISH LINE		
	NO	NAME	MPH	NO	NAME	MPH	NO	NAME	MPH
1	18	BOULTBEE BROOKS	108.4	54	WARD	127.5	24	YOUNG	94.5
2	17	HALL	106.8	24	YOUNG	124.7	101	BECHTOLSHEIMER	93.8
3	4	WOOLMER	106.8	4	WOOLMER	123.3	3	HUNT	93.2
4	54	WARD	106.0	5	MASS	120.9	4	WOOLMER	92.5
5	24	YOUNG	105.0	18	BOULTBEE BROOKS	119.6	6	VÖGELE	91.9
6	4	VÖGELE	101.8	6	VÖGELE	118.7	7	ULRICH	91.0
7	9	FISKEN	100.4	17	HALL	118.5	14	FRANCIS	91.0
8	5	MASS	100.4	9	FISKEN	116.1	9	FISKEN	90.1
9	23	LE BLANC	98.2	3	HUNT	115.9	16	HÜNI	90.0
10	12	SIELECKI	97.9	34	McGUIRE	115.1	22	WAKEMAN	89.0
11	16	HÜNI	97.6	16	HÜNI	114.5	23	LE BLANC	88.1
12	2	ELIÇABE	97.5	11	CUSSENS	113.9	5	MASS	88.0
13	3	HUNT	95.5	101	BECHTOLSHEIMER	113.7	53	MIDGLEY	87.0
14	10	BLAKENEY-EDWARDS	95.4	23	LE BLANC	112.5	10	BLAKENEY-EDWARDS	86.8
15	22	WAKEMAN	94.1	22	WAKEMAN	112.5	8	WOODGATE	86.3
16	11	CUSSENS	93.2	7	ULRICH	111.8	11	CUSSENS	85.9
17	8	WOODGATE	93.2	8	WOODGATE	111.2	72	KYVALOVA	84.9
18	72	KYVALOVA	91.4	2	ELIÇABE	111.1	2	ELIÇABE	84.4
19	34	McGUIRE	90.5	72	KYVALOVA	110.7	28	COTTINGHAM	83.6
20	7	ULRICH	87.7	12	SIELECKI	109.8	34	McGUIRE	83.5
21	101	BECHTOLSHEIMER	87.4	10	BLAKENEY-EDWARDS	109.1	453	YATES	81.0
22	1	MANN	86.9	27	CRIPPA	108.4			
23	53	MIDGLEY	86.8	14	FRANCIS	106.1			
24	14	FRANCIS	83.8	28	COTTINGHAM	105.5			
25	28	COTTINGHAM	81.1	53	MIDGLEY	100.6			
26	27	CRIPPA	79.4	1	MANN	99.4			
27	453	YATES	78.9	453	YATES	98.1			
28									

Weather / Track : Bright / Damp

Results can be found at [www.tsl-timing.com](http://www.tsl-timing.com)

Goodwood

Circuit Length = 2.3800 miles

Start: 17:42 Flag 18:03 End: 18:05

Printed - 18:06 Saturday, 09 September 2017

# Freddie March Memorial Trophy

## RACE 8 - BEST SECTORS

SECTOR 1			SECTOR 2			SECTOR 3			IDEAL / BEST COMPARISON						
POS	NO	NAME	TIME	NO	NAME	TIME	NO	NAME	TIME	POS	NO	NAME	IDEAL	BEST	DIFF
													<b>PERFECT LAP</b>	<b>1:45.685</b>	
1	54	WARD	32.511	54	WARD	44.166	54	WARD	29.008	1	54	WARD	1:45.685	1:45.685	0.000
2	17	HALL	32.769	17	HALL	45.543	17	HALL	29.237	2	17	HALL	1:47.549	1:47.859	0.310
3	18	BOULTBEE BROOK	33.214	24	YOUNG	45.752	18	BOULTBEE BROOK	29.739	3	18	BOULTBEE BROOKS	1:49.310	1:49.911	0.601
4	4	WOOLMER	33.448	4	WOOLMER	46.218	4	WOOLMER	30.018	4	4	WOOLMER	1:49.684	1:50.539	0.855
5	24	YOUNG	34.065	18	BOULTBEE BROOK	46.357	24	YOUNG	30.069	5	24	YOUNG	1:49.886	1:51.063	1.177
6	10	BLAKENEY-EDWAF	34.922	9	FISKEN	47.131	9	FISKEN	30.679	6	9	FISKEN	1:53.402	1:54.333	0.931
7	3	HUNT	34.997	3	HUNT	47.333	7	ULRICH	30.830	7	3	HUNT	1:53.526	1:53.609	0.083
8	5	MASS	35.471	10	BLAKENEY-EDWAF	47.580	22	WAKEMAN	30.884	8	10	BLAKENEY-EDWARE	1:53.545	1:53.545	0.000
9	9	FISKEN	35.592	5	MASS	47.623	10	BLAKENEY-EDWAF	31.043	9	5	MASS	1:54.145	1:54.619	0.474
10	101	BECHTOLSHEIMEF	35.651	6	VÖGELE	47.754	5	MASS	31.051	10	6	VÖGELE	1:54.738	1:55.054	0.316
11	6	VÖGELE	35.662	16	HÜNI	48.331	12	SIELECKI	31.055	11	101	BECHTOLSHEIMER	1:55.433	1:56.372	0.939
12	16	HÜNI	35.688	101	BECHTOLSHEIMEF	48.416	23	LE BLANC	31.160	12	23	LE BLANC	1:55.523	1:56.065	0.542
13	23	LE BLANC	35.819	11	CUSSONS	48.457	3	HUNT	31.196	13	7	ULRICH	1:55.642	1:57.860	2.218
14	7	ULRICH	35.869	23	LE BLANC	48.544	6	VÖGELE	31.322	14	16	HÜNI	1:55.941	1:56.529	0.588
15	12	SIELECKI	36.408	8	WOODGATE	48.776	101	BECHTOLSHEIMEF	31.366	15	22	WAKEMAN	1:56.283	1:57.148	0.865
16	22	WAKEMAN	36.521	22	WAKEMAN	48.878	11	CUSSONS	31.548	16	12	SIELECKI	1:56.504	1:57.157	0.653
17	8	WOODGATE	36.548	7	ULRICH	48.943	2	ELIÇABE	31.551	17	11	CUSSONS	1:56.603	1:56.917	0.314
18	11	CUSSONS	36.598	12	SIELECKI	49.041	16	HÜNI	31.922	18	8	WOODGATE	1:57.334	1:58.102	0.768
19	72	KYVALOVA	36.929	72	KYVALOVA	49.622	8	WOODGATE	32.010	19	2	ELIÇABE	1:58.939	1:59.227	0.288
20	34	McGUIRE	37.488	2	ELIÇABE	49.891	34	McGUIRE	32.217	20	72	KYVALOVA	1:59.149	2:00.798	1.649
21	2	ELIÇABE	37.497	14	FRANCIS	50.725	72	KYVALOVA	32.598	21	34	McGUIRE	2:00.441	2:02.055	1.614
22	1	MANN	38.545	34	McGUIRE	50.736	14	FRANCIS	32.867	22	14	FRANCIS	2:02.772	2:03.583	0.811
23	14	FRANCIS	39.180	53	MIDGLEY	52.473	53	MIDGLEY	33.119	23	53	MIDGLEY	2:05.023	2:07.077	2.054
24	53	MIDGLEY	39.431	1	MANN	53.856	1	MANN	33.700	24	1	MANN	2:06.101	2:06.838	0.737
25	27	CRIPPA	40.900	28	COTTINGHAM	54.330	28	COTTINGHAM	34.550	25	28	COTTINGHAM	2:10.185	2:11.689	1.504
26	28	COTTINGHAM	41.305	27	CRIPPA	55.935	27	CRIPPA	34.644	26	27	CRIPPA	2:11.479	2:13.530	2.051
27	453	YATES	41.864	453	YATES	57.128	453	YATES	36.132	27	453	YATES	2:15.124	2:15.422	0.298
28										28	21	LAURENT-BELLUE		2:26.638	

Weather / Track : Bright / Damp

Goodwood

Circuit Length = 2.3800 miles

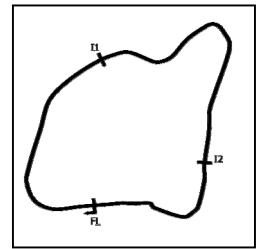
Start: 17:42 Flag 18:03 End: 18:05

Results can be found at [www.tsl-timing.com](http://www.tsl-timing.com)

Printed - 18:05 Saturday, 09 September 2017

# Freddie March Memorial Trophy

## RACE 8 - SECTOR ANALYSIS



SECTOR 1 = FL to I1, SECTOR 2 = I1 to I2, SECTOR 3 = I2 to FL, DIFF = Difference To Personal Best Lap, P = Crossed Finish Line in Pit Lane, D = Time Disallowed

P1 17 A		Rob HALL				Aston Martin DB3 - 1952				
IDEAL LAP TIME : 1:47.549		BEST LAP TIME : 1:47.859				DIFFERENCE : 0.310				
LAP	SECTOR 1		SECTOR 2		SECTOR 3	LAP TIME	MPH	DIFF	TIME OF DAY	
1 -		96.8	47.653	113.7	30.014	1:58.011	72.60	10.152	17:44:51.043	
2 -	34.898	101.2	48.078	112.7	30.037	1:53.013	75.81	5.154	17:46:44.056	
3 -	34.313	99.5	47.525	113.9	30.043	1:51.881	76.58	4.022	17:48:35.937	
4 -	34.033	101.2	47.739	114.7	29.995	1:51.767	76.66	3.908	17:50:27.704	
5 -	33.727	101.3	47.317	114.3	29.602	1:50.646	77.43	2.787	17:52:18.350	
6 -	34.327	<b>106.8</b>	47.368	114.3	30.331	1:52.026	76.48	4.167	17:54:10.376	
7 -	33.563	106.6	46.489	114.1	30.995	1:51.047	77.15	3.188	17:56:01.423	
8 -	33.692	106.0	46.187	117.1	30.283	1:50.162	77.77	2.303	17:57:51.585	
9 -	33.413	102.9	46.069	117.1	30.138	1:49.620 (3)	78.16	1.761	17:59:41.205	
10 -	<b>32.769</b>	105.5	<b>45.543</b>	<b>118.5</b>	<b>29.547</b>	<b>1:47.859 (1)</b>	<b>79.44</b>		<b>18:01:29.064</b>	
11 -	33.388	106.1	46.143	115.1	<b>29.237</b>	1:48.768 (2)	78.77	0.909	18:03:17.832	

P2 54 B		Chris WARD				Cooper -Jaguar T33 - 1954				
IDEAL LAP TIME : 1:45.685		BEST LAP TIME : 1:45.685				DIFFERENCE : 0.000				
LAP	SECTOR 1		SECTOR 2		SECTOR 3	LAP TIME	MPH	DIFF	TIME OF DAY	
1 -		83.6	48.739	108.5	32.203	2:10.150	65.83	24.465	17:45:03.182	
2 -	34.859	96.4	47.863	107.8	30.446	1:53.168	75.71	7.483	17:46:56.350	
3 -	33.459	96.0	46.664	121.1	29.776	1:49.899	77.96	4.214	17:48:46.249	
4 -	33.164	104.6	45.726	<b>127.5</b>	29.991	1:48.881	78.69	3.196	17:50:35.130	
5 -	33.569	100.3	45.743	124.9	30.267	1:49.579	78.19	3.894	17:52:24.709	
6 -	32.773	105.3	46.134	124.7	29.915	1:48.822 (3)	78.73	3.137	17:54:13.531	
7 -	33.253	105.5	45.077	118.7	31.038	1:49.368	78.34	3.683	17:56:02.899	
8 -	32.819	103.7	45.815	116.5	30.974	1:49.608	78.17	3.923	17:57:52.507	
9 -	32.840	103.2	45.782	115.9	30.334	1:48.956	78.64	3.271	17:59:41.463	
10 -	32.707	104.5	45.243	119.4	29.793	1:47.743 (2)	79.52	2.058	18:01:29.206	
11 -	<b>32.511</b>	<b>106.0</b>	<b>44.166</b>	123.5	<b>29.008</b>	<b>1:45.685 (1)</b>	<b>81.07</b>		<b>18:03:14.891</b>	

P3 4 A		Richard WOOLMER				HWM -Cadillac - 1954				
IDEAL LAP TIME : 1:49.684		BEST LAP TIME : 1:50.539				DIFFERENCE : 0.855				
LAP	SECTOR 1		SECTOR 2		SECTOR 3	LAP TIME	MPH	DIFF	TIME OF DAY	
1 -		100.1	47.983	118.3	30.795	2:00.471	71.12	9.932	17:44:53.503	
2 -	35.227	100.9	48.350	119.4	31.161	1:54.738	74.67	4.199	17:46:48.241	
3 -	35.306	101.6	47.870	121.7	30.781	1:53.957	75.18	3.418	17:48:42.198	
4 -	34.413	102.2	49.021	118.5	30.671	<b>92.5</b>	1:54.105	75.09	3.566	17:50:36.303
5 -	34.758	100.4	47.452	118.5	30.322	92.1	1:52.532 (3)	76.14	1.993	17:52:28.835
6 -	34.637	101.3	47.220	113.7	31.430	91.3	1:53.287	75.63	2.748	17:54:22.122
7 -	34.428	101.3	47.917	122.4	30.877	91.1	1:53.222	75.67	2.683	17:56:15.344
8 -	34.218	101.5	48.101	108.7	32.163	83.1	1:54.482	74.84	3.943	17:58:09.826
9 -	35.058	98.9	47.240	122.9	30.707	89.9	1:53.005	75.82	2.466	18:00:02.831
10 -	34.197	101.6	46.324	<b>123.3</b>	<b>30.018</b>	91.3	<b>1:50.539 (1)</b>	<b>77.51</b>		<b>18:01:53.370</b>
11 -	<b>33.448</b>	<b>106.8</b>	<b>46.218</b>	121.7	31.269	90.1	1:50.935 (2)	77.23	0.396	18:03:44.305

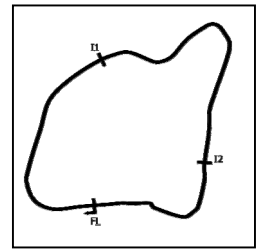
P4 18 A		Steve BOULTBEE BROOKS				Aston Martin DB3S - 1955				
IDEAL LAP TIME : 1:49.310		BEST LAP TIME : 1:49.911				DIFFERENCE : 0.601				
LAP	SECTOR 1		SECTOR 2		SECTOR 3	LAP TIME	MPH	DIFF	TIME OF DAY	
1 -		96.5	47.822	107.0	31.067	1:59.844	71.49	9.933	17:44:52.876	
2 -	35.191	101.0	47.917	114.3	31.310	1:54.418	74.88	4.507	17:46:47.294	
3 -	35.344	104.6	47.459	114.1	30.820	1:53.623	75.41	3.712	17:48:40.917	
4 -	35.386	101.6	47.660	113.3	31.300	1:54.346	74.93	4.435	17:50:35.263	
5 -	35.146	96.9	47.526	117.7	30.460	1:53.132 (2)	75.73	3.221	17:52:28.395	
6 -	34.614	106.3	47.587	115.5	32.080	1:54.281	74.97	4.370	17:54:22.676	
7 -	34.293	99.4	47.582	114.5	31.436	1:53.311	75.61	3.400	17:56:15.987	
8 -	34.236	105.6	48.040	111.8	31.317	1:53.593	75.43	3.682	17:58:09.580	
9 -	35.042	104.3	49.633	117.7	30.256	1:54.931	74.55	5.020	18:00:04.511	
10 -	33.815	97.9	<b>46.357</b>	<b>119.6</b>	<b>29.739</b>	<b>1:49.911 (1)</b>	<b>77.95</b>		<b>18:01:54.422</b>	
11 -	<b>33.214</b>	<b>108.4</b>	50.122	119.4	29.801	1:53.137 (3)	75.73	3.226	18:03:47.559	

Weather / Track : Bright / Damp

Goodwood  
Circuit Length = 2.3800 miles  
Start: 17:42 Flag 18:03 End: 18:05

# Freddie March Memorial Trophy

## RACE 8 - SECTOR ANALYSIS



SECTOR 1 = FL to I1, SECTOR 2 = I1 to I2, SECTOR 3 = I2 to FL, DIFF = Difference To Personal Best Lap, P = Crossed Finish Line in Pit Lane, D = Time Disallowed

<b>P5 24 A</b>		<b>John YOUNG</b>		Jaguar C-type - 1952								
IDEAL LAP TIME : 1:49.886		BEST LAP TIME : 1:51.063		DIFFERENCE : 1.177								
LAP	SECTOR 1	SECTOR 2	SECTOR 3	LAP TIME	MPH	DIFF	TIME OF DAY					
1 -		81.2	50.437	107.5	32.318	92.3	2:12.853	64.49	21.790	17:45:05.885		
2 -	36.457	89.0	49.596	108.9	31.221	93.9	1:57.274	73.06	6.211	17:47:03.159		
3 -	35.457	99.8	48.746	113.9	31.459	<b>94.5</b>	1:55.662	74.08	4.599	17:48:58.821		
4 -	35.868	101.3	48.239	114.1	31.625	91.0	1:55.732	74.03	4.669	17:50:54.553		
5 -	35.742	98.8	49.584	114.9	31.268	92.0	1:56.594	73.48	5.531	17:52:51.147		
6 -	35.204	100.9	47.267	117.3	31.107	90.8	1:53.578	75.44	2.515	17:54:44.725		
7 -	34.575	101.2	48.903	120.9	<b>30.069</b>	93.9	1:53.547	75.46	2.484	17:56:38.272		
8 -	34.637	<b>105.0</b>	46.761	115.3	30.902	91.6	1:52.300 (3)	76.29	1.237	17:58:30.572		
9 -	34.393	101.3	46.821	113.9	32.397	90.4	1:53.611	75.41	2.548	18:00:24.183		
<b>10 -</b>	<b>34.588</b>	<b>100.3</b>	<b>45.752</b>	<b>124.7</b>	<b>30.723</b>	<b>90.6</b>	<b>1:51.063 (1)</b>	<b>77.14</b>		<b>18:02:15.246</b>		
11 -	<b>34.065</b>	100.1	46.466	122.0	30.725	89.1	1:51.256 (2)	77.01	0.193	18:04:06.502		

<b>P6 9 A</b>		<b>Gregor FISKEN</b>		Jaguar C-type - 1952								
IDEAL LAP TIME : 1:53.402		BEST LAP TIME : 1:54.333		DIFFERENCE : 0.931								
LAP	SECTOR 1	SECTOR 2	SECTOR 3	LAP TIME	MPH	DIFF	TIME OF DAY					
1 -		85.1	50.387	108.2	31.446	89.5	2:08.015	66.93	13.682	17:45:01.047		
2 -	36.203	92.6	48.881	104.2	32.637	88.0	1:57.721	72.78	3.388	17:46:58.768		
3 -	36.346	91.3	48.766	107.7	31.344	89.3	1:56.456	73.57	2.123	17:48:55.224		
4 -	<b>35.592</b>	95.5	48.015	114.3	30.900	<b>90.1</b>	1:54.507 (2)	74.82	0.174	17:50:49.731		
5 -	35.763	95.7	49.001	110.7	31.334	88.8	1:56.098	73.80	1.765	17:52:45.829		
<b>6 -</b>	<b>35.802</b>	<b>100.4</b>	<b>47.546</b>	<b>116.1</b>	<b>30.985</b>	<b>88.1</b>	<b>1:54.333 (1)</b>	<b>74.94</b>		<b>17:54:40.162</b>		
7 -	35.599	92.5	48.171	105.0	30.907	88.8	1:54.677 (3)	74.71	0.344	17:56:34.839		
8 -	35.675	93.4	48.069	112.5	31.383	86.3	1:55.127	74.42	0.794	17:58:29.966		
9 -	36.138	95.5	47.591	115.3	32.088	87.3	1:55.817	73.98	1.484	18:00:25.783		
10 -	37.153	95.8	47.226	115.9	30.724	89.9	1:55.103	74.44	0.770	18:02:20.886		
11 -	37.177	99.1	<b>47.131</b>	114.7	<b>30.679</b>	87.6	1:54.987	74.51	0.654	18:04:15.873		

<b>P7 3 A</b>		<b>Martin HUNT</b>		HWM -Jaguar - 1954								
IDEAL LAP TIME : 1:53.526		BEST LAP TIME : 1:53.609		DIFFERENCE : 0.083								
LAP	SECTOR 1	SECTOR 2	SECTOR 3	LAP TIME	MPH	DIFF	TIME OF DAY					
1 -		84.5	48.939	107.5	31.839	91.3	2:03.069	69.62	9.460	17:44:56.101		
2 -	36.040	94.2	49.193	112.5	<b>31.196</b>	<b>93.2</b>	1:56.429	73.59	2.820	17:46:52.530		
3 -	35.508	88.6	49.489	107.3	32.155		1:57.152	73.13	3.543	17:48:49.682		
4 -	35.599	89.0	48.697	106.8	31.607	90.9	1:55.903	73.92	2.294	17:50:45.585		
5 -	35.462	93.2	49.047	106.3	31.736	89.5	1:56.245	73.70	2.636	17:52:41.830		
6 -	35.701	90.0	48.640	109.4	32.651	90.9	1:56.992	73.23	3.383	17:54:38.822		
7 -	35.468	90.1	48.769	115.7	31.206	89.9	1:55.443 (3)	74.22	1.834	17:56:34.265		
8 -	35.697	92.6	49.134	110.5	32.798		1:57.629	72.84	4.020	17:58:31.894		
9 -	36.078	93.0	48.197	115.7	32.847		1:57.122	73.15	3.513	18:00:29.016		
10 -	35.792	91.6	47.973	113.7	31.474		1:55.239 (2)	74.35	1.630	18:02:24.255		
<b>11 -</b>	<b>34.997</b>	<b>95.5</b>	<b>47.333</b>	<b>115.9</b>	31.279	87.7	<b>1:53.609 (1)</b>	<b>75.41</b>		<b>18:04:17.864</b>		

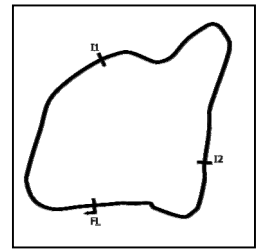
<b>P8 10 A</b>		<b>Patrick BLAKENEY-EDWARDS</b>		Frazer Nash Le Mans Replica - 1953								
IDEAL LAP TIME : 1:53.545		BEST LAP TIME : 1:53.545		DIFFERENCE : 0.000								
LAP	SECTOR 1	SECTOR 2	SECTOR 3	LAP TIME	MPH	DIFF	TIME OF DAY					
1 -		85.9	49.141	100.3	31.743	<b>86.8</b>	2:03.693	69.27	10.148	17:44:56.725		
2 -	36.225	90.6	49.129	106.3	31.826	85.7	1:57.180	73.12	3.635	17:46:53.905		
3 -	35.501	<b>95.4</b>	49.364	102.2	31.864	85.7	1:56.729	73.40	3.184	17:48:50.634		
4 -	35.642	89.1	48.739	104.5	31.829	86.2	1:56.210	73.73	2.665	17:50:46.844		
5 -	35.283	92.3	48.961	103.5	31.940	85.7	1:56.184	73.74	2.639	17:52:43.028		
6 -	35.302	87.8	48.491	105.3	32.560	84.7	1:56.353	73.64	2.808	17:54:39.381		
7 -	35.559	84.8	48.743	107.8	31.269	84.8	1:55.571 (2)	74.13	2.026	17:56:34.952		
8 -	36.052	86.4	48.861	100.3	32.493	85.3	1:57.406	72.98	3.861	17:58:32.358		
9 -	35.960	83.8	48.569	105.6	32.523	84.8	1:57.052	73.20	3.507	18:00:29.410		
10 -	36.157	89.3	47.792	108.5	31.654	85.3	1:55.603 (3)	74.11	2.058	18:02:25.013		
<b>11 -</b>	<b>34.922</b>	93.3	<b>47.580</b>	<b>109.1</b>	<b>31.043</b>	85.5	<b>1:53.545 (1)</b>	<b>75.46</b>		<b>18:04:18.558</b>		

Weather / Track : Bright / Damp

Goodwood  
Circuit Length = 2.3800 miles  
Start: 17:42 Flag 18:03 End: 18:05

# Freddie March Memorial Trophy

## RACE 8 - SECTOR ANALYSIS



SECTOR 1 = FL to I1, SECTOR 2 = I1 to I2, SECTOR 3 = I2 to FL, DIFF = Difference To Personal Best Lap, P = Crossed Finish Line in Pit Lane, D = Time Disallowed

P9		5 A		Jochen MASS			Mercedes-Benz 300SL 'Gullwing' - 1955				
IDEAL LAP TIME : 1:54.145		BEST LAP TIME : 1:54.619			DIFFERENCE : 0.474						
LAP	SECTOR 1		SECTOR 2		SECTOR 3		LAP TIME	MPH	DIFF	TIME OF DAY	
1 -		89.7	49.500	109.8	32.312	<b>88.0</b>	2:05.456	68.29	10.837	17:44:58.488	
2 -	35.899	96.8	50.436	111.8	31.985	86.1	1:58.320	72.41	3.701	17:46:56.808	
3 -	35.827	97.3	49.192	116.9	31.645	86.3	1:56.664	73.44	2.045	17:48:53.472	
4 -	35.835	97.6	48.735	118.7	<b>31.051</b>	87.6	1:55.621 (3)	74.10	1.002	17:50:49.093	
5 -	35.570	100.0	49.305	114.9	31.818	85.7	1:56.693	73.42	2.074	17:52:45.786	
6 -	36.420	95.8	48.918	115.5	32.185	86.1	1:57.523	72.90	2.904	17:54:43.309	
7 -	35.553	99.2	49.542	111.6	31.592	84.9	1:56.687	73.43	2.068	17:56:39.996	
8 -	36.355	97.8	49.163	113.9	33.337	83.8	1:58.855	72.09	4.236	17:58:38.851	
9 -	36.186	100.0	48.594	117.1	32.371	82.3	1:57.151	73.13	2.532	18:00:36.002	
10 -	35.545	97.9	48.381	112.5	31.378	87.7	1:55.304 (2)	74.31	0.685	18:02:31.306	
11 -	<b>35.471</b>	<b>100.4</b>	<b>47.623</b>	<b>120.9</b>	31.525	87.2	<b>1:54.619 (1)</b>	<b>74.75</b>		<b>18:04:25.925</b>	

P10		6 A		Carlo VÖGELE			Maserati 300S - 1955				
IDEAL LAP TIME : 1:54.738		BEST LAP TIME : 1:55.054			DIFFERENCE : 0.316						
LAP	SECTOR 1		SECTOR 2		SECTOR 3		LAP TIME	MPH	DIFF	TIME OF DAY	
1 -		86.5	50.460	100.3	32.926		2:10.009	65.90	14.955	17:45:03.041	
2 -	37.065	86.4	49.482	107.8	31.559	90.8	1:58.106	72.54	3.052	17:47:01.147	
3 -	<b>35.662</b>	<b>101.8</b>	48.354	104.0	32.363		1:56.379	73.62	1.325	17:48:57.526	
4 -	36.114	97.3	48.505	111.6	32.129	89.0	1:56.748	73.39	1.694	17:50:54.274	
5 -	37.470	93.3	49.900	108.7	31.916	<b>91.9</b>	1:59.286	71.83	4.232	17:52:53.560	
6 -	35.667	97.3	48.065	<b>118.7</b>	<b>31.322</b>	91.5	<b>1:55.054 (1)</b>	<b>74.47</b>		<b>17:54:48.614</b>	
7 -	36.086	93.9	48.704	103.5	33.521		1:58.311	72.42	3.257	17:56:46.925	
8 -	36.741	92.5	48.494	116.1	31.983	87.8	1:57.218	73.09	2.164	17:58:44.143	
9 -	36.825	95.5	48.029	112.9	31.828	89.2	1:56.682	73.43	1.628	18:00:40.825	
10 -	35.955	90.9	<b>47.754</b>	114.7	31.355	90.8	1:55.064 (2)	74.46	0.010	18:02:35.889	
11 -	36.044	96.2	48.713	113.9	31.617	88.7	1:56.374 (3)	73.62	1.320	18:04:32.263	

P11		16 A		Lukas HÜNI			Maserati A6GCS - 1955				
IDEAL LAP TIME : 1:55.941		BEST LAP TIME : 1:56.529			DIFFERENCE : 0.588						
LAP	SECTOR 1		SECTOR 2		SECTOR 3		LAP TIME	MPH	DIFF	TIME OF DAY	
1 -		90.3	49.672	104.3	32.732	86.5	2:07.130	67.39	10.601	17:45:00.162	
2 -	36.157	93.2	49.379	106.1	32.367	88.0	1:57.903	72.67	1.374	17:46:58.065	
3 -	36.456	87.9	49.018	107.5	32.680	88.8	1:58.154	72.51	1.625	17:48:56.219	
4 -	36.036	96.9	<b>48.331</b>	110.7	32.974	82.1	1:57.341 (3)	73.02	0.812	17:50:53.560	
5 -	37.737	92.9	49.932	108.4	32.432	76.7	2:00.101	71.34	3.572	17:52:53.661	
6 -	36.973	91.8	48.795	108.0	32.749	87.6	1:58.517	72.29	1.988	17:54:52.178	
7 -	36.738	92.5	48.842	<b>114.5</b>	31.958	<b>90.0</b>	1:57.538	72.89	1.009	17:56:49.716	
8 -	36.165	87.8	48.442	111.4	<b>31.922</b>	88.5	<b>1:56.529 (1)</b>	<b>73.52</b>		<b>17:58:46.245</b>	
9 -	36.198	90.9	49.531	112.7	32.233	86.1	1:57.962	72.63	1.433	18:00:44.207	
10 -	<b>35.688</b>	<b>97.6</b>	48.918	<b>114.5</b>	32.041	87.7	1:56.647 (2)	73.45	0.118	18:02:40.854	
11 -	35.697	93.5	48.913	<b>114.5</b>	33.120	88.7	1:57.730	72.77	1.201	18:04:38.584	

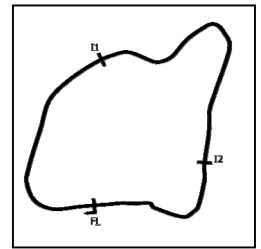
P12		12 A		Mathias SIELECKI			Maserati A6GCS - 1955				
IDEAL LAP TIME : 1:56.504		BEST LAP TIME : 1:57.157			DIFFERENCE : 0.653						
LAP	SECTOR 1		SECTOR 2		SECTOR 3		LAP TIME	MPH	DIFF	TIME OF DAY	
1 -		86.2	51.192	97.3	32.727		2:11.073	65.37	13.916	17:45:04.105	
2 -	36.987	85.4	50.498	108.7	31.309		1:58.794	72.12	1.637	17:47:02.899	
3 -	37.096	93.3	49.874	105.1	32.074		1:59.044	71.97	1.887	17:49:01.943	
4 -	36.813	89.8	50.235	109.1	31.599		1:58.647	72.21	1.490	17:51:00.590	
5 -	36.930	86.7	50.408	109.2	33.299		2:00.637	71.02	3.480	17:53:01.227	
6 -	36.847	87.9	50.098	107.7	35.127		2:02.072	70.19	4.915	17:55:03.299	
7 -	36.493	<b>97.9</b>	49.314	<b>109.8</b>	31.964		1:57.771 (2)	72.75	0.614	17:57:01.070	
8 -	37.063	91.9	49.984	109.1	31.697		1:58.744	72.15	1.587	17:58:59.814	
9 -	36.914	88.0	49.887	109.4	31.637		1:58.438 (3)	72.34	1.281	18:00:58.252	
10 -	36.758	86.8	51.653	108.7	<b>31.055</b>		1:59.466	71.72	2.309	18:02:57.718	
11 -	<b>36.408</b>	86.2	<b>49.041</b>	109.6	31.708		<b>1:57.157 (1)</b>	<b>73.13</b>		<b>18:04:54.875</b>	

Weather / Track : Bright / Damp

Goodwood  
Circuit Length = 2.3800 miles  
Start: 17:42 Flag 18:03 End: 18:05

# Freddie March Memorial Trophy

## RACE 8 - SECTOR ANALYSIS



SECTOR 1 = FL to I1, SECTOR 2 = I1 to I2, SECTOR 3 = I2 to FL, DIFF = Difference To Personal Best Lap, P = Crossed Finish Line in Pit Lane, D = Time Disallowed

P13		11 A		Ben CUSONS		Jaguar C-type - 1952				
IDEAL LAP TIME : 1:56.603		BEST LAP TIME : 1:56.917		DIFFERENCE : 0.314						
LAP	SECTOR 1	SECTOR 2	SECTOR 3	LAP TIME	MPH	DIFF	TIME OF DAY			
1 -		84.0	51.488	101.2	32.822	85.2	2:11.789	65.01	14.872	17:45:04.821
2 -	38.396	85.9	50.724	107.0	32.029	83.5	2:01.149	70.72	4.232	17:47:05.970
3 -	37.050	89.4	50.026	<b>113.9</b>	31.973	83.5	1:59.049	71.97	2.132	17:49:05.019
4 -	37.791	88.0	50.231	110.1	32.254	83.1	2:00.276	71.23	3.359	17:51:05.295
5 -	37.026	92.6	49.899	107.2	31.879	<b>85.9</b>	1:58.804	72.12	1.887	17:53:04.099
6 -	37.018	<b>93.2</b>	49.150	113.5	33.879	84.9	2:00.047	71.37	3.130	17:55:04.146
7 -	36.896	92.4	50.052	110.5	32.543	80.4	1:59.491	71.70	2.574	17:57:03.637
8 -	<b>36.598</b>	92.5	49.416	107.3	32.111	80.9	1:58.125 (3)	72.53	1.208	17:59:01.762
9 -	37.103	88.7	49.514	106.6	32.501	81.8	1:59.118	71.93	2.201	18:01:00.880
10 -	36.908	90.8	49.359	105.1	31.701	85.0	1:57.968 (2)	72.63	1.051	18:02:58.848
11 -	36.912	92.8	<b>48.457</b>	104.0	<b>31.548</b>	85.0	<b>1:56.917 (1)</b>	<b>73.28</b>		<b>18:04:55.765</b>

P14		7 A		Conrad ULRICH		Maserati 300S - 1955				
IDEAL LAP TIME : 1:55.642		BEST LAP TIME : 1:57.860		DIFFERENCE : 2.218						
LAP	SECTOR 1	SECTOR 2	SECTOR 3	LAP TIME	MPH	DIFF	TIME OF DAY			
1 -		72.1	54.481	97.6	32.646	90.1	2:18.029	62.07	20.169	17:45:11.061
2 -	38.887	80.2	51.884	99.1	32.606	87.6	2:03.377	69.44	5.517	17:47:14.438
3 -	38.605	82.2	50.825	101.3	32.154	90.8	2:01.584	70.47	3.724	17:49:16.022
4 -	37.018	79.5	49.922	104.6	32.446	89.8	1:59.386	71.77	1.526	17:51:15.408
5 -	36.858	84.6	50.263	107.3	32.101	90.5	1:59.222	71.86	1.362	17:53:14.630
6 -	37.840	82.3	50.345	107.8	32.612	85.1	2:00.797	70.93	2.937	17:55:15.427
7 -	36.515	<b>87.7</b>	51.511	103.8	32.987	88.1	2:01.013	70.80	3.153	17:57:16.440
8 -	37.700	86.4	<b>48.943</b>	108.7	32.219	90.8	1:58.862 (3)	72.08	1.002	17:59:15.302
9 -	<b>35.869</b>	84.6	49.554	103.4	32.692	84.4	1:58.115 (2)	72.54	0.255	18:01:13.417
10 -	37.253	79.9	49.200	109.2	31.407	87.7	<b>1:57.860 (1)</b>	<b>72.69</b>		<b>18:03:11.277</b>
11 -	36.182	83.7	52.359	<b>111.8</b>	<b>30.830</b>	<b>91.0</b>	1:59.371	71.77	1.511	18:05:10.648

P15		23 A		Karsten LE BLANC		Austin Healey 100S - 1955				
IDEAL LAP TIME : 1:55.523		BEST LAP TIME : 1:56.065		DIFFERENCE : 0.542						
LAP	SECTOR 1	SECTOR 2	SECTOR 3	LAP TIME	MPH	DIFF	TIME OF DAY			
1 -		88.0	49.505	107.7	33.157	87.6	2:07.869	67.00	11.804	17:45:00.901
2 -	36.628	91.4	50.263	107.0	31.730	<b>88.1</b>	1:58.621	72.23	2.556	17:46:59.522
3 -	36.044	90.5	49.111	109.2	32.457	87.9	1:57.612	72.85	1.547	17:48:57.134
4 -	35.890	<b>98.2</b>	48.762	111.8	31.584	<b>88.1</b>	1:56.236 (2)	73.71	0.171	17:50:53.370
5 -	36.437	97.9	1:02.355	111.8	32.019	85.8	2:10.811	65.50	14.746	17:53:04.181
6 -	37.542	88.1	49.132	101.8	34.044	86.3	2:00.718	70.97	4.653	17:55:04.899
7 -	36.299	87.4	1:01.625	102.9	33.064	85.9	2:10.988	65.41	14.923	17:57:15.887
8 -	37.696	90.9	50.133	107.8	33.381	84.8	2:01.210	70.69	5.145	17:59:17.097
9 -	37.260	87.6	50.458	107.7	33.307	86.0	2:01.025	70.79	4.960	18:01:18.122
10 -	<b>35.819</b>	92.8	<b>48.544</b>	<b>112.5</b>	31.702	<b>88.1</b>	<b>1:56.065 (1)</b>	<b>73.82</b>		<b>18:03:14.187</b>
11 -	35.998	85.4	50.325	110.9	<b>31.160</b>	87.7	1:57.483 (3)	72.93	1.418	18:05:11.670

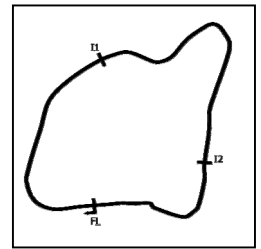
P16		8 A		Chris WOODGATE		Aston Martin DB3S - 1954				
IDEAL LAP TIME : 1:57.334		BEST LAP TIME : 1:58.102		DIFFERENCE : 0.768						
LAP	SECTOR 1	SECTOR 2	SECTOR 3	LAP TIME	MPH	DIFF	TIME OF DAY			
1 -		79.0	53.393	103.4	33.279	82.1	2:15.330	63.31	17.228	17:45:08.362
2 -	38.327	86.5	50.962	106.0	32.858	85.5	2:02.147	70.14	4.045	17:47:10.509
3 -	38.477	87.7	50.917	106.3	33.206	83.9	2:02.600	69.88	4.498	17:49:13.109
4 -	38.236	82.8	50.491	110.9	32.250	85.1	2:00.977	70.82	2.875	17:51:14.086
5 -	37.439	90.6	49.945	108.9	32.478	<b>86.3</b>	1:59.862	71.48	1.760	17:53:13.948
6 -	37.422	85.0	50.351	108.4	32.592	85.2	2:00.365	71.18	2.263	17:55:14.313
7 -	37.307	90.5	50.969	107.7	32.855	80.8	2:01.131	70.73	3.029	17:57:15.444
8 -	37.301	<b>93.2</b>	50.259	107.2	32.880	81.9	2:00.440	71.14	2.338	17:59:15.884
9 -	37.294	89.5	49.087	107.5	32.992	84.6	1:59.373 (2)	71.77	1.271	18:01:15.257
10 -	36.838	91.4	<b>48.776</b>	<b>111.2</b>	32.488	84.3	<b>1:58.102 (1)</b>	<b>72.55</b>		<b>18:03:13.359</b>
11 -	<b>36.548</b>	88.8	50.860	103.7	<b>32.010</b>	84.6	1:59.418 (3)	71.75	1.316	18:05:12.777

Weather / Track : Bright / Damp

Goodwood  
Circuit Length = 2.3800 miles  
Start: 17:42 Flag 18:03 End: 18:05

# Freddie March Memorial Trophy

## RACE 8 - SECTOR ANALYSIS



SECTOR 1 = FL to I1, SECTOR 2 = I1 to I2, SECTOR 3 = I2 to FL, DIFF = Difference To Personal Best Lap, P = Crossed Finish Line in Pit Lane, D = Time Disallowed

<b>P17 2 A</b>		<b>Manuel ELIÇABE</b>			Maserati A6GCS - 1955					
IDEAL LAP TIME : 1:58.939		BEST LAP TIME : 1:59.227			DIFFERENCE : 0.288					
LAP	SECTOR 1	SECTOR 2		SECTOR 3		LAP TIME	MPH	DIFF	TIME OF DAY	
1 -		78.8	54.633	106.6	33.445	82.2	2:18.047	62.06	18.820	17:45:11.079
2 -	39.779	84.6	52.313	105.1	32.795	84.0	2:04.887	68.60	5.660	17:47:15.966
3 -	38.268	86.5	51.738	107.0	31.866	83.4	2:01.872	70.30	2.645	17:49:17.838
4 -	38.503	91.6	50.589	109.6	32.575	83.3	2:01.667	70.42	2.440	17:51:19.505
5 -	38.419	91.5	50.688	110.5	31.939	<b>84.4</b>	2:01.046 <b>(3)</b>	70.78	1.819	17:53:20.551
6 -	37.913	91.3	50.211	109.6	34.219	81.8	2:02.343	70.03	3.116	17:55:22.894
7 -	40.308	78.5	52.319	108.9	32.930	79.0	2:05.557	68.24	6.330	17:57:28.451
8 -	<b>37.497</b>	<b>97.5</b>	50.386	<b>111.1</b>	32.888	78.7	2:00.771 <b>(2)</b>	70.94	1.544	17:59:29.222
9 -	37.910	89.2	50.892	108.5	34.018	80.4	2:02.820	69.76	3.593	18:01:32.042
<b>10 -</b>	37.785	90.9	<b>49.891</b>	109.4	<b>31.551</b>	83.5	<b>1:59.227 (1)</b>	<b>71.86</b>		<b>18:03:31.269</b>

<b>P18 72 A</b>		<b>Katarina KYVALOVA</b>			Cooper -Jaguar T33 - 1954					
IDEAL LAP TIME : 1:59.149		BEST LAP TIME : 2:00.798			DIFFERENCE : 1.649					
LAP	SECTOR 1	SECTOR 2		SECTOR 3		LAP TIME	MPH	DIFF	TIME OF DAY	
1 -		74.7	54.095	101.3	33.847	<b>84.9</b>	2:17.441	62.34	16.643	17:45:10.473
2 -	38.954	87.2	51.870	105.3	32.667		2:03.491	69.38	2.693	17:47:13.964
3 -	38.040	87.8	51.451	106.1	<b>32.598</b>		2:02.089 <b>(3)</b>	70.18	1.291	17:49:16.053
4 -	38.500	82.4	51.174	104.8	33.259		2:02.933	69.69	2.135	17:51:18.986
5 -	37.594	91.1	50.517	103.8	32.687	83.5	<b>2:00.798 (1)</b>	<b>70.93</b>		<b>17:53:19.784</b>
6 -	37.433	91.0	50.747	<b>110.7</b>	34.382		2:02.562	69.91	1.764	17:55:22.346
7 -	40.194	84.3	50.677	105.6	33.411	79.6	2:04.282	68.94	3.484	17:57:26.628
8 -	<b>36.929</b>	<b>91.4</b>	<b>49.622</b>	109.1	47.749	67.9	2:14.300	63.80	13.502	17:59:40.928
9 -	38.053	90.5	50.395	107.3	33.004	81.9	2:01.452 <b>(2)</b>	70.54	0.654	18:01:42.380
10 -	37.955	82.8	52.134	107.5	33.636		2:03.725	69.25	2.927	18:03:46.105

<b>P19 34 A</b>		<b>Eddie McGUIRE</b>			Gordini Type 23S - 1949					
IDEAL LAP TIME : 2:00.441		BEST LAP TIME : 2:02.055			DIFFERENCE : 1.614					
LAP	SECTOR 1	SECTOR 2		SECTOR 3		LAP TIME	MPH	DIFF	TIME OF DAY	
1 -		76.1	55.069	88.3	37.186	57.7	2:25.117	59.04	23.062	17:45:18.149
2 -	42.044	79.0	53.776	104.5	36.389	73.9	2:12.209	64.80	10.154	17:47:30.358
3 -	41.305	77.5	54.023	106.8	35.911	77.8	2:11.239	65.28	9.184	17:49:41.597
4 -	38.548	84.2	52.933	104.0	34.474	80.2	2:05.955	68.02	3.900	17:51:47.552
5 -	39.227	82.2	53.528	103.4	34.320	79.4	2:07.075	67.42	5.020	17:53:54.627
6 -	39.882	83.0	52.262	109.8	33.517	82.0	2:05.661	68.18	3.606	17:56:00.288
7 -	38.789	89.8	51.511	111.6	33.796	77.7	2:04.096 <b>(3)</b>	69.04	2.041	17:58:04.384
8 -	38.787	88.3	52.444	112.2	33.627	79.4	2:04.858	68.62	2.803	18:00:09.242
9 -	<b>37.488</b>	<b>90.5</b>	<b>50.736</b>	114.1	33.831	82.0	<b>2:02.055 (1)</b>	<b>70.20</b>		<b>18:02:11.297</b>
10 -	38.514	81.8	51.344	<b>115.1</b>	<b>32.217</b>	<b>83.5</b>	2:02.075 <b>(2)</b>	70.18	0.020	18:04:13.372

<b>P20 14 A</b>		<b>Bob FRANCIS</b>			Allard J2 - 1951					
IDEAL LAP TIME : 2:02.772		BEST LAP TIME : 2:03.583			DIFFERENCE : 0.811					
LAP	SECTOR 1	SECTOR 2		SECTOR 3		LAP TIME	MPH	DIFF	TIME OF DAY	
1 -		67.7	54.386	88.3	35.215	81.4	2:24.654	59.23	21.071	17:45:17.686
2 -	42.352	71.6	55.092	90.6	34.704	86.1	2:12.148	64.83	8.565	17:47:29.834
3 -	41.853	70.8	55.479	94.3	35.146	88.2	2:12.478	64.67	8.895	17:49:42.312
4 -	39.281	80.0	52.411	98.5	33.923	88.1	2:05.615 <b>(3)</b>	68.21	2.032	17:51:47.927
5 -	39.581	82.7	53.329	101.0	34.228	88.5	2:07.138	67.39	3.555	17:53:55.065
6 -	40.136	79.4	53.584	98.6	35.201	<b>91.0</b>	2:08.921	66.46	5.338	17:56:03.986
7 -	40.175	77.2	51.835	103.8	34.768	80.8	2:06.778	67.58	3.195	17:58:10.764
8 -	39.555	79.1	51.974	104.0	34.443	83.8	2:05.972	68.01	2.389	18:00:16.736
9 -	<b>39.180</b>	<b>83.8</b>	50.847	103.2	33.556	84.9	<b>2:03.583 (1)</b>	<b>69.33</b>		<b>18:02:20.319</b>
10 -	40.836	80.9	<b>50.725</b>	<b>106.1</b>	<b>32.867</b>	88.4	2:04.428 <b>(2)</b>	68.86	0.845	18:04:24.747

<b>P21 53 A</b>		<b>Mark MIDGLEY</b>			HWM -Jaguar - 1955					
IDEAL LAP TIME : 2:05.023		BEST LAP TIME : 2:07.077			DIFFERENCE : 2.054					
LAP	SECTOR 1	SECTOR 2		SECTOR 3		LAP TIME	MPH	DIFF	TIME OF DAY	

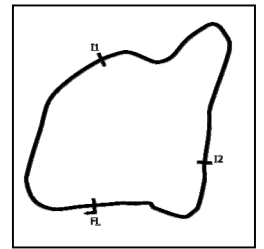
Weather / Track : Bright / Damp

Goodwood  
Circuit Length = 2.3800 miles  
Start: 17:42 Flag 18:03 End: 18:05



# Freddie March Memorial Trophy

## RACE 8 - SECTOR ANALYSIS



SECTOR 1 = FL to I1, SECTOR 2 = I1 to I2, SECTOR 3 = I2 to FL, DIFF = Difference To Personal Best Lap, P = Crossed Finish Line in Pit Lane, D = Time Disallowed

Lap	S1	S2	S3	S4	MPH	DIFF	TIME OF DAY
1 -	78.2	55.294	92.1	34.551	85.4	2:22.230	15.153 17:45:15.262
2 -	40.981 76.9	55.363	90.8	35.034	84.7	2:11.378	65.21 4.301 17:47:26.640
3 -	41.155 78.4	55.130	91.3	34.914	84.4	2:11.199	65.30 4.122 17:49:37.839
4 -	40.669 79.7	53.560	96.5	33.684	<b>87.0</b>	2:07.913 (3)	66.98 0.836 17:51:45.752
5 -	39.938 80.0	53.421	96.1	35.037	79.2	2:08.396	66.73 1.319 17:53:54.148
6 -	40.054 81.5	54.172	<b>100.6</b>	35.256	81.9	2:09.482	66.17 2.405 17:56:03.630
7 -	40.050 78.7	54.549	89.5	35.215	81.6	2:09.814	66.00 2.737 17:58:13.444
8 -	41.678 81.7	53.395	93.4	34.909	81.9	2:09.982	65.91 2.905 18:00:23.426
9 -	40.991 84.9	52.967	100.0	<b>33.119</b>	85.1	<b>2:07.077 (1)</b>	<b>67.42</b> <b>18:02:30.503</b>
10 -	<b>39.431</b> <b>86.8</b>	<b>52.473</b>	95.0	35.578	82.7	2:07.482 (2)	67.21 0.405 18:04:37.985

<b>P22</b>	<b>1 A</b>	<b>Christopher MANN</b>	Alfa Romeo 3000 'Disco Volante' - 1953
IDEAL LAP TIME : 2:06.101		BEST LAP TIME : 2:06.838	DIFFERENCE : 0.737

LAP	SECTOR 1	SECTOR 2	SECTOR 3	LAP TIME	MPH	DIFF	TIME OF DAY
1 -	76.9	55.416	95.3	34.384	60.48	14.815	17:45:14.685
2 -	40.930 83.8	55.497	93.9	35.253	65.06	4.842	17:47:26.365
3 -	40.841 84.3	55.038	97.1	34.496	65.72	3.537	17:49:36.740
4 -	39.968 82.7	54.581	99.1	34.251	66.52	1.962	17:51:45.540
5 -	40.584 82.8	54.207	98.9	35.314	65.85	3.267	17:53:55.645
6 -	40.553 84.9	55.911	86.8	34.726	65.31	4.352	17:56:06.835
7 -	<b>38.545</b> <b>86.9</b>	56.351	<b>99.4</b>	33.979	66.48	2.037	17:58:15.710
8 -	40.157 85.0	53.973	95.4	34.755	66.48	2.047	18:00:24.595
9 -	41.393 81.6	55.159	96.2	34.560	65.35	4.274	18:02:35.707
10 -	39.282 80.1	<b>53.856</b>	95.4	<b>33.700</b>	<b>67.55</b>	<b>2:06.838 (1)</b>	<b>18:04:42.545</b>

<b>P23</b>	<b>28 A</b>	<b>David COTTINGHAM</b>	Ferrari 500 TRC - 1957
IDEAL LAP TIME : 2:10.185		BEST LAP TIME : 2:11.689	DIFFERENCE : 1.504

LAP	SECTOR 1	SECTOR 2	SECTOR 3	LAP TIME	MPH	DIFF	TIME OF DAY
1 -	77.6	54.553	87.6	35.658	59.49	12.330	17:45:17.051
2 -	41.678 77.9	<b>54.330</b>	96.0	35.681	65.06	<b>2:11.689 (1)</b>	<b>17:47:28.740</b>
3 -	42.274 72.3	55.797	96.2	35.463	64.16	1.845	17:49:42.274
4 -	42.358 79.6	54.857	97.2	36.828	63.92	2.354	17:51:56.317
5 -	42.920 76.4	55.540	87.7	36.770	63.36	3.541	17:54:11.547
6 -	41.882 <b>81.1</b>	55.056	92.4	35.649	64.62	0.898	17:56:24.134
7 -	42.203 78.8	56.019	89.4	36.868	63.42	3.401	17:58:39.224
8 -	42.081 76.8	54.605	<b>105.5</b>	35.737	64.70	0.734	18:00:51.647
9 -	41.376 78.4	55.437	95.7	35.761	64.63	0.885	18:03:04.221
10 -	<b>41.305</b> 79.7	56.226	99.1	<b>34.550</b>	64.87	0.392	18:05:16.302

<b>P24</b>	<b>453 A</b>	<b>Jason YATES</b>	Ferrari 500 TRC - 1957
IDEAL LAP TIME : 2:15.124		BEST LAP TIME : 2:15.422	DIFFERENCE : 0.298

LAP	SECTOR 1	SECTOR 2	SECTOR 3	LAP TIME	MPH	DIFF	TIME OF DAY
1 -	73.5	<b>57.128</b>	94.2	<b>36.132</b>	81.0	13.812	17:45:22.266
2 -	<b>41.864</b> <b>78.9</b>	57.288	<b>98.1</b>	36.270	78.4	<b>2:15.422 (1)</b>	<b>63.27</b> <b>17:47:37.688</b>
3 -	43.259 72.8	57.179	96.2	36.915	78.6	1.931	17:49:55.041
4 -	42.752 75.2	58.700	92.4	37.054	76.0	3.084	17:52:13.547
5 -	42.326 74.0	58.451	95.4	36.682	76.4	2.037	17:54:31.006
6 -	42.151 73.6	59.496	95.8	38.122	78.7	4.347	17:56:50.775
7 -	42.725 71.7	57.501	97.6	36.935	72.0	1.739	17:59:07.936
8 -	45.313 76.5	1:00.347	86.1	40.962	72.5	11.200	18:01:34.558
9 -	43.576 72.5	1:00.439	91.5	37.036	77.7	5.629	18:03:55.609

<b>P25</b>	<b>27 A</b>	<b>Roberto CRIPPA</b>	Ferrari 340 MM - 1953
IDEAL LAP TIME : 2:11.479		BEST LAP TIME : 2:13.530	DIFFERENCE : 2.051

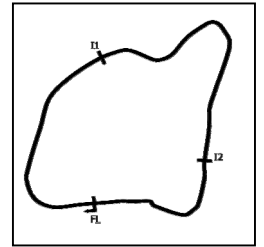
LAP	SECTOR 1	SECTOR 2	SECTOR 3	LAP TIME	MPH	DIFF	TIME OF DAY
1 -	70.1	58.783	87.8	36.601	56.32	18.593	17:45:25.155
2 -	43.104 <b>79.4</b>	<b>55.935</b>	97.5	35.361	63.75	0.870	17:47:39.555
3 -	42.149 74.8	57.762	98.1	35.668	63.19	2.049	17:49:55.134
4 -	41.921 74.7	56.850	94.6	35.763	63.68	1.004	17:52:09.668
5 -	42.816 77.9	55.952	102.2	1:33.261	44.62	58.499	17:55:21.697

Weather / Track : Bright / Damp

Goodwood  
Circuit Length = 2.3800 miles  
Start: 17:42 Flag 18:03 End: 18:05

# Freddie March Memorial Trophy

## RACE 8 - SECTOR ANALYSIS



SECTOR 1 = FL to I1, SECTOR 2 = I1 to I2, SECTOR 3 = I2 to FL, DIFF = Difference To Personal Best Lap, P = Crossed Finish Line in Pit Lane, D = Time Disallowed

6 -	<b>40.900</b>		56.513	102.1	36.117	<b>2:13.530 (1)</b>	<b>64.16</b>		<b>17:57:35.227</b>
7 -	43.850	75.0	58.054	98.3	36.436	2:18.340	61.93	4.810	17:59:53.567
8 -	43.240	73.2	57.372	95.3	36.486	2:17.098	62.49	3.568	18:02:10.665
9 -	42.725	73.1	56.541	<b>108.4</b>	<b>34.644</b>	2:13.910 (2)	63.98	0.380	18:04:24.575

P26 21 A		Jean LAURENT-BELLUE				Frazer Nash Le Mans - 1953			
IDEAL LAP TIME :		BEST LAP TIME : 2:26.638				DIFFERENCE :			
LAP	SECTOR 1	SECTOR 2	SECTOR 3	LAP TIME	MPH	DIFF	TIME OF DAY		
1 -				2:40.461	53.39	13.823	17:45:33.493		
2 -				<b>2:26.638 (1)</b>	<b>58.43</b>		<b>17:48:00.131</b>		
3 -				2:28.294	57.77	1.656	17:50:28.425		
4 -				2:33.366	55.86	6.728	17:53:01.791		
5 -				2:28.915	57.53	2.277	17:55:30.706		
6 -				2:27.920	57.92	1.282	17:57:58.626		
7 -				2:31.616	56.51	4.978	18:00:30.242		
8 -				2:27.475 (2)	58.10	0.837	18:02:57.717		
9 -				2:27.491 (3)	58.09	0.853	18:05:25.208		

P27 101 A		Till BECHTOLSHEIMER				Allard J2 - 1952				
IDEAL LAP TIME : 1:55.433		BEST LAP TIME : 1:56.372				DIFFERENCE : 0.939				
LAP	SECTOR 1	SECTOR 2	SECTOR 3	LAP TIME	MPH	DIFF	TIME OF DAY			
1 -		79.8	50.761	101.9	32.922	<b>93.8</b>	2:11.831	64.99	15.459	17:45:04.863
2 -	37.149	77.4	50.301	101.2	31.861	91.4	1:59.311	71.81	2.939	17:47:04.174
3 -	36.284	85.7	49.336	113.1	<b>31.366</b>	89.0	1:56.986 (2)	73.24	0.614	17:49:01.160
4 -	36.281	85.3	<b>48.416</b>	<b>113.7</b>	31.675	91.1	<b>1:56.372 (1)</b>	<b>73.62</b>		<b>17:50:57.532</b>
5 -	<b>35.651</b>	<b>87.4</b>	49.674	98.6	31.951	91.3	1:57.276 (3)	73.06	0.904	17:52:54.808
6 -	36.687	86.3	48.476	108.4	32.779	92.3	1:57.942	72.64	1.570	17:54:52.750

P28 22 A		Frederic WAKEMAN				Jaguar C-type - 1953				
IDEAL LAP TIME : 1:56.283		BEST LAP TIME : 1:57.148				DIFFERENCE : 0.865				
LAP	SECTOR 1	SECTOR 2	SECTOR 3	LAP TIME	MPH	DIFF	TIME OF DAY			
1 -		88.5	50.793	99.5	32.591	88.1	2:09.232	66.30	12.084	17:45:02.264
2 -	37.507	90.1	49.406	110.0	31.358	87.1	1:58.271 (3)	72.44	1.123	17:47:00.535
3 -	37.152	89.4	49.210	110.5	31.502	87.0	1:57.864 (2)	72.69	0.716	17:48:58.399
4 -	37.386	<b>94.1</b>	<b>48.878</b>	<b>112.5</b>	<b>30.884</b>	<b>89.0</b>	<b>1:57.148 (1)</b>	<b>73.14</b>		<b>17:50:55.547</b>
5 -	<b>36.521</b>	89.7	51.410	100.3	32.395	84.5	2:00.326	71.20	3.178	17:52:55.873