

Bosch Hockenheim Historic

DMSB 107-2017 , 50-2017
FIA 1FJ.Deu.270327

DMSB

FIA Lurani Trophy
Final results Qualifying

20 - 23 April 2017
Hockenheimring GP - 4574 mtr.

Pos	Nbr	Name	Car	Cls	Pl C	Fastest	In	Gap	Diff	Laps	Km/h
1	55	Manfredo Rossi Di Montelera (ITA)	Lotus 22	E1	1	1:58.577	8			10	138.87
2	992	Pierre Tonetti (ITA)	Brabham BT6	E1	2	1:59.318	7	0.741	0.741	12	138.00
3	53	Philipp Buhofer (CHE)	Lola Mk5A	E1	3	1:59.633	11	1.056	0.315	13	137.64
4	58	Richard Smeeton (GBR)	Wainer 63	E1	4	1:59.898	12	1.321	0.265	12	137.34
5	65	Urs Mueller (CHE)	Lotus 20 / 22	E1	5	2:00.293	13	1.716	0.395	13	136.89
6	87	Stephane Rey (FRA)	Lola MK 5 A	E1	6	2:00.818	7	2.241	0.525	12	136.29
7	34	Marco Werner (DEU)	Lotus 22	INV	1	2:00.936	5	2.359	0.118	7	136.16
8	70	John Fyda (SCO)	Brabham BT6	E1	7	2:01.415	5	2.838	0.479	9	135.62
9	79	Pietro Vergnano (ITA)	Brabham BT6	E1	8	2:01.775	11	3.198	0.360	11	135.22
10	189	Bruno Ferrari (ITA)	Branca FJ	E1	9	2:01.805	10	3.228	0.030	10	135.19
11	33	Andrea Guarino (ITA)	Lotus 22	E1	10	2:03.555	12	4.978	1.750	12	133.27
12	56	Joao Paulo Campos Costa (POR)	Lola MK 5	E1	11	2:04.036	8	5.459	0.481	10	132.76
13	68	Bruno Weibel (CHE)	Lotus 20	D2	1	2:05.082	3	6.505	1.046	5	131.64
14	158	Patrick Daubreby (FRA)	Lotus 22	E1	12	2:05.640	8	7.063	0.558	10	131.06
15	83	Jonathan Fyda (SCO)	U2 Mk3	D2	2	2:06.731	8	8.154	1.091	12	129.93
16	99	Serge Krikhoff (CHE)	Lotus 22	E1	13	2:07.129	4	8.552	0.398	4	129.53
17	94	Johannes Kistler (CHE)	Lotus 22 FJ	E1	14	2:07.810	1	9.233	0.681	1	128.83
18	77	Marc Amez-Droz (CHE)	Brabham BT6	E1	15	2:08.256	2	9.679	0.446	3	128.39
19	86	Caroline Abbou Rossi Di Montelera (FRA)	Brabham BT6	E1	16	2:08.689	9	10.112	0.433	12	127.95
20	98	Chris Merrick (GBR)	Cooper T59	E1	17	2:10.087	12	11.510	1.398	12	126.58
21	85	Dr. Peter Laier (DEU)	Lotus 22	E1	18	2:10.233	12	11.656	0.146	12	126.44
22	41	Peter Knoefel (DEU)	Emeryson FJ	C2	1	2:13.737	9	15.160	3.504	11	123.13
23	59	Lars-goran Sjoberg (SWE)	Cooper T59	E1	19	2:15.650	4	17.073	1.913	7	121.39
24	38	Pierre Guichard (DEN)	Faccioli FJ	C2	2	2:16.646	8	18.069	0.996	11	120.50
25	63	Daniele Salodini (ITA)	Taraschi FJ	A	1	2:16.776	6	18.199	0.130	6	120.39
26	4	Floris-Jan Hekker (NED)	Rayberg FJ	B2	1	2:20.517	11	21.940	3.741	11	117.18
27	140	Michael Ashley-Brown (GBR)	Britannia FJ	C2	3	2:23.917	9	25.340	3.400	9	114.42
28	16	Guido Di Egidio (ITA)	Stanguellini FJ	A	2	2:24.294	3	25.717	0.377	5	114.12
29	67	Bob Birrell (GBR)	Lotus 20	D1	1	2:26.891	10	28.314	2.597	10	112.10
30	6	Carlo Incerti (ITA)	Stanguellini FJ	A	3	2:29.416	10	30.839	2.525	10	110.21
31	32	Gilbert Lenoir (FRA)	Elva 200	C2	4	2:30.281	7	31.704	0.865	10	109.57
32	40	Dr. Oswald Weiss (DEU)	Britannia FJ	C2	5	2:31.309	3	32.732	1.028	7	108.83
33	159	James Timms (GBR)	Cooper T59	E2	1	2:31.619	3	33.042	0.310	4	108.60
34	27	Günther Leidig (DEU)	Elva 100	B2	2						


16, # 94, Transponder don't work please check it !!!!

Fastest time : 1:58.577 in lap 8 by nbr. 55 : Manfredo Rossi Di Montelera (Lotus)

Publication-time

Results and lap times : www.raceresults.at

Timekeeping by : SDO SportTiming

Steward	Steward	Steward	 GALLET PRO TIMEKEEPING • SINCE 1466 OFFICIAL TIMEKEEPER
Harry Vossen	David Gray	Robert Margin	
Page 1 of 1			


BOSCH
Technik fürs Leben


Category FJ / 1A Fiat + Lancia engines

Pos	Nbr	Name	Car	Fastest	In	Gap	Diff	Laps	Km/h
1	63	Daniele Salodini (ITA)	Taraschi FJ	2:16.776	6			6	120.39
2	16	Guido Di Egidio (ITA)	Stanguellini FJ	2:24.294	3	7.518	7.518	5	114.12
3	6	Carlo Incerti (ITA)	Stanguellini FJ	2:29.416	10	12.640	5.122	10	110.21

Category FJ / 1B engines of 1100 ccm

Pos	Nbr	Name	Car	Fastest	In	Gap	Diff	Laps	Km/h
1	4	Floris-Jan Hekker (NED)	Rayberg FJ	2:20.517	11			11	117.18
2	27	Günther Leidig (DEU)	Elva 100						

Category FJ / 1C engines of 1100 ccm

Pos	Nbr	Name	Car	Fastest	In	Gap	Diff	Laps	Km/h
1	41	Peter Knoefel (DEU)	Emeryson FJ	2:13.737	9			11	123.13
2	38	Pierre Guichard (DEN)	Faccioli FJ	2:16.646	8	2.909	2.909	11	120.50
3	140	Michael Ashley-Brown (GBR)	Britannia FJ	2:23.917	9	10.180	7.271	9	114.42
4	32	Gilbert Lenoir (FRA)	Elva 200	2:30.281	7	16.544	6.364	10	109.57
5	40	Dr. Oswald Weiss (DEU)	Britannia FJ	2:31.309	3	17.572	1.028	7	108.83

Class = D1

Pos	Nbr	Name	Car	Fastest	In	Gap	Diff	Laps	Km/h
1	67	Bob Birrell (GBR)	Lotus 20	2:26.891	10			10	112.10

Category FJ / 2D engines of 1100 ccm


Pos	Nbr	Name	Car	Fastest	In	Gap	Diff	Laps	Km/h
1	68	Bruno Weibel (CHE)	Lotus 20	2:05.082	3			5	131.64
2	83	Jonathan Fyda (SCO)	U2 Mk3	2:06.731	8	1.649	1.649	12	129.93

Fastest time: 1:58.577 in lap 8 by nbr. 55: Manfredi Rossi Di Montelera (Lotus)

Publication-time

Results and lap times : www.raceresults.at

Timekeeping by : SDO SportTiming

Results and lap times : www.raceresults.nl		Timekeeping by : CBS Sport Timing	
Steward	Steward	Steward	 GALLET PRO TIMEKEEPING • SINCE 1466 <hr/> OFFICIAL TIMEKEEPER
Harry Vossen	David Gray	Robert Margin	
Page 1 of 3			

Category FJ / 2E Ford engines


Pos	Nbr	Name	Car	Fastest	In	Gap	Diff	Laps	Km/h
1	55	Manfredo Rossi Di Montelera (ITA)	Lotus 22	1:58.577	8			10	138.87
2	992	Pierre Tonetti (ITA)	Brabham BT6	1:59.318	7	0.741	0.741	12	138.00
3	53	Philipp Buhofer (CHE)	Lola Mk5A	1:59.633	11	1.056	0.315	13	137.64
4	58	Richard Smeeton (GBR)	Wainer 63	1:59.898	12	1.321	0.265	12	137.34
5	65	Urs Mueller (CHE)	Lotus 20 / 22	2:00.293	13	1.716	0.395	13	136.89
6	87	Stephane Rey (FRA)	Lola MK 5 A	2:00.818	7	2.241	0.525	12	136.29
7	70	John Fyda (SCO)	Brabham BT6	2:01.415	5	2.838	0.597	9	135.62
8	79	Pietro Vergnano (ITA)	Brabham BT6	2:01.775	11	3.198	0.360	11	135.22
9	189	Bruno Ferrari (ITA)	Branca FJ	2:01.805	10	3.228	0.030	10	135.19
10	33	Andrea Guarino (ITA)	Lotus 22	2:03.555	12	4.978	1.750	12	133.27
11	56	Joao Paulo Campos Costa (POR)	Lola MK 5	2:04.036	8	5.459	0.481	10	132.76
12	158	Patrick Daubreby (FRA)	Lotus 22	2:05.640	8	7.063	1.604	10	131.06
13	99	Serge Krikhoff (CHE)	Lotus 22	2:07.129	4	8.552	1.489	4	129.53
14	94	Johannes Kistler (CHE)	Lotus 22 FJ	2:07.810	1	9.233	0.681	1	128.83
15	77	Marc Amez-Droz (CHE)	Brabham BT6	2:08.256	2	9.679	0.446	3	128.39
16	86	Caroline Abbou Rossi Di Montelera (FF Brabham BT6		2:08.689	9	10.112	0.433	12	127.95
17	98	Chris Merrick (GBR)	Cooper T59	2:10.087	12	11.510	1.398	12	126.58
18	85	Dr. Peter Laier (DEU)	Lotus 22	2:10.233	12	11.656	0.146	12	126.44
19	59	Lars-goran Sjoberg (SWE)	Cooper T59	2:15.650	4	17.073	5.417	7	121.39

Fastest time : 1:58.577 in lap 8 by nbr. 55 : Manfredo Rossi Di Montelera (Lotus)

Publication-time

 Results and lap times : www.raceresults.at

Timekeeping by : SDO SportTiming

Steward	Steward	Steward	 GALLET PRO TIMEKEEPING • SINCE 1466 OFFICIAL TIMEKEEPER
Harry Vossen	David Gray	Robert Margin	
Page 2 of 3			

FIA Lurani Trophy
 Final results Qualifying

DMSB
 20 - 23 April 2017
 Hockenheimring GP - 4 574 mtr.

Category FJ / 2E

Pos	Nbr	Name	Car	Fastest	In	Gap	Diff	Laps	Km/h
1	159	James Timms (GBR)	Cooper T59	2:31.619	3			4	108.60

Inv

Pos	Nbr	Name	Car	Fastest	In	Gap	Diff	Laps	Km/h
1	34	Marco Werner (DEU)	Lotus 22	2:00.936	5			7	136.16


16, # 94, Transponder don't work please check it !!!!

Fastest time : 1:58.577 in lap 8 by nbr. 55 : Manfredo Rossi Di Montelera (Lotus)

Publication-time

 Results and lap times : www.raceresults.at

Timekeeping by : SDO SportTiming

Steward	Steward	Steward	 GALLET PRO TIMEKEEPING • SINCE 1466 OFFICIAL TIMEKEEPER
Harry Vossen	David Gray	Robert Margin	
Page 3 of 3			

Bosch Hockenheim Historic

DMSB 107-2017 , 50-2017
FIA 1FJ.Deu.270327

DMSB

FIA Lurani Trophy
Laptimes - Qualifying

20 - 23 April 2017
Hockenheimring GP - 4574 mtr.

Nbr	Name	Laps	lap	Lap ..1	Lap ..2	Lap ..3	Lap ..4	Lap ..5	Lap ..6	Lap ..7	Lap ..8	Lap ..9	Lap ..0
55	Manfredo Rossi Di Montelera	10	1 - 10	2:05.894	2:06.036	2:01.340	2:04.151	2:03.110	1:59.728	1:59.450	1:58.577	2:14.612	5:56.986
992	Pierre Tonetti	12	1 - 10	2:04.767	2:01.330	2:02.437	2:04.330	2:03.326	2:00.110	1:59.318	2:14.206	3:55.865	1:59.918
			11 - 20	2:00.136	1:59.796								
53	Philipp Buhofer	13	1 - 10	2:03.135	2:02.297	2:01.574	2:03.726	2:01.473	1:59.696	2:00.101	2:01.165	2:01.861	2:00.266
			11 - 20	1:59.633	1:59.634	2:05.267							
58	Richard Smeeton	12	1 - 10	2:11.086	2:22.646	2:01.301	2:00.906	2:01.338	2:03.763	2:00.607	2:03.110	2:00.086	2:00.821
			11 - 20	2:02.235	1:59.898								
65	Urs Mueller	13	1 - 10	2:04.805	2:02.576	2:01.968	2:03.099	2:03.027	2:02.291	2:01.109	2:02.258	2:04.117	2:02.952
			11 - 20	2:02.222	2:11.183	2:00.293							
87	Stephane Rey	12	1 - 10	2:15.315	2:02.921	2:03.545	2:02.609	2:05.855	2:06.857	2:00.818	2:02.156	2:00.868	2:12.686
			11 - 20	2:01.112	2:00.869								
34	Marco Werner	7	1 - 10	2:21.794	2:15.863	2:03.248	2:02.045	2:00.936	2:18.962	11:17.841			
70	John Fyda	9	1 - 10	2:15.475	2:13.836	2:04.449	2:02.340	2:01.415	2:02.354	2:03.096	2:53.393	6:43.508	
79	Pietro Vergnano	11	1 - 10	2:09.954	2:09.418	2:05.848	2:04.713	2:07.038	2:14.631	4:09.841	2:03.644	2:03.416	2:06.495
			11 - 20	2:01.775									
189	Bruno Ferrari	10	1 - 10	2:05.774	2:04.951	2:13.137	2:04.348	2:05.091	2:13.847	3:51.248	2:13.640	2:01.807	2:01.805
33	Andrea Guarino	12	1 - 10	2:07.305	2:09.028	2:07.381	2:06.547	2:07.340	2:06.717	2:05.710	2:06.117	2:06.224	2:06.878
			11 - 20	2:09.188	2:03.555								
56	Joao Paulo Campos Costa	10	1 - 10	2:13.423	2:06.814	2:06.523	2:04.267	2:23.425	3:53.886	2:04.086	2:04.036	2:36.992	4:34.909
68	Bruno Weibel	5	1 - 10	2:34.903	2:16.299	2:05.082	2:23.694	4:32.189					
158	Patrick Daubrey	10	1 - 10	2:31.263	2:20.150	2:23.509	4:05.222	2:06.383	2:08.008	2:06.658	2:05.640	2:20.760	2:51.019
83	Jonathan Fyda	12	1 - 10	2:19.419	2:09.167	2:08.961	2:07.537	2:07.677	2:10.262	2:07.608	2:06.731	2:06.828	2:07.209
			11 - 20	2:07.894	2:07.909								
99	Serge Krikhoff	4	1 - 10	2:28.182	2:10.997	2:09.802	2:07.129						
94	Johannes Kistler	1	1 - 10	2:07.810									
77	Marc Amez-Droz	3	1 - 10	2:06.530	2:08.256	2:22.868							
86	Caroline Abbou Rossi Di Montelera	12	1 - 10	2:41.373	2:22.965	2:13.987	2:11.257	2:11.010	2:09.981	2:10.134	2:11.213	2:08.689	2:09.227
			11 - 20	2:11.070	2:09.523								
98	Chris Merrick	12	1 - 10	2:30.382	2:14.920	2:12.932	2:10.405	2:10.893	2:10.792	2:15.257	2:12.950	2:10.654	2:12.993
			11 - 20	2:13.368	2:10.087								
85	Dr. Peter Laier	12	1 - 10	2:21.039	2:19.246	2:13.802	2:13.051	2:11.711	2:11.481	2:17.475	2:16.223	2:10.264	2:10.741
			11 - 20	2:13.389	2:10.233								
41	Peter Knoefel	11	1 - 10	2:28.465	2:24.527	2:18.327	2:16.043	2:17.109	2:14.913	2:15.359	2:17.554	2:13.737	2:16.169

Bosch Hockenheim Historic

DMSB 107-2017 , 50-2017
FIA 1FJ.Deu.270327

DMSB

FIA Lurani Trophy
Laptimes - Qualifying

20 - 23 April 2017
Hockenheimring GP - 4574 mtr.

Nbr	Name	Laps	lap	Lap ..1	Lap ..2	Lap ..3	Lap ..4	Lap ..5	Lap ..6	Lap ..7	Lap ..8	Lap ..9	Lap ..0
			11 - 20	2:17.113									
59	Lars-goran Sjoberg	7	1 - 10	2:31.840	2:25.669	2:18.913	2:15.650	2:16.523	2:49.284	3:22.000			
38	Pierre Guichard	11	1 - 10	2:43.227	2:28.365	2:30.021	2:25.189	2:19.645	2:18.815	2:17.529	2:16.646	2:17.036	2:20.149
			11 - 20	2:27.441									
63	Daniele Salodini	6	1 - 10	2:38.089	2:27.261	2:33.715	2:22.224	2:20.487	2:16.776				
4	Floris-Jan Hekker	11	1 - 10	2:38.184	2:31.898	2:25.584	2:23.998	2:25.890	2:21.806	2:23.226	2:22.594	2:20.898	2:22.306
			11 - 20	2:20.517									
140	Mchael Ashley-Brow n	9	1 - 10	2:48.083	2:37.922	2:32.242	2:27.592	2:30.269	2:26.591	2:29.629	2:30.155	2:23.917	
16	Guido Di Egidio	5	1 - 10	2:28.434	2:26.573	2:24.294	2:29.486	2:36.571					
67	Bob Birrell	10	1 - 10	2:35.079	2:32.916	2:32.273	2:28.246	2:30.176	2:28.075	2:29.994	2:34.838	2:27.119	2:26.891
6	Carlo Incerti	10	1 - 10	2:55.060	2:35.648	2:32.630	2:32.398	2:33.355	2:34.450	2:32.838	2:32.716	2:32.018	2:29.416
32	Gilbert Lenoir	10	1 - 10	2:43.181	2:41.603	2:40.433	2:37.425	2:36.087	2:34.644	2:30.281	2:35.484	2:37.651	2:32.920
40	Dr. Osw ald Weiss	7	1 - 10	2:49.609	2:40.431	2:31.309	2:31.977	2:46.670	2:33.887	2:31.929			
159	James Timms	4	1 - 10	2:38.569	2:34.018	2:31.619	3:06.672						
27	Günther Leidig		1 - 10										

Bosch Hockenheim Historic

DMSB 107-2017 , 50-2017
FIA 1FJ.Deu.270327

DMSB

FIA Lurani Trophy
Sector analyse - Qualifying

20 - 23 April 2017
Hockenheimring GP - 4574 mtr.

Pos	Nbr	Name / Team name	Sector 1			Sector 2			Sector 3			Theoretical best	Actual best	In
			time	Lap	pos	time	Lap	pos	time	Lap	pos			
1	55	Manfredo Rossi Di Montelera (I TA)	26.044	8	2	55.030	8	3	37.503	8	1	1:58.577	1:58.577	8
2	992	Pierre Tonetti (I TA)	26.343	7	3	54.552	12	1	37.785	7	4	1:58.680	1:59.318	7
3	53	Philipp Buhofer (CHE)	25.848	11	1	54.785	12	2	37.749	7	3	1:58.382	1:59.633	11
4	58	Richard Smeeton (GBR)	26.815	9	8	55.339	12	6	37.700	12	2	1:59.854	1:59.898	12
5	65	Urs Mueller (CHE)	26.702	13	6	55.229	13	5	37.983	7	5	1:59.914	2:00.293	13
6	87	Stephane Rey (FRA)	26.670	9	5	55.424	12	7	38.586	9	8	2:00.680	2:00.818	7
7	34	Marco Werner (DEU)	26.847	5	9	55.843	5	8	38.214	4	6	2:00.904	2:00.936	5
8	70	John Fyda (SCO)	26.479	5	4	55.109	6	4	38.924	9	10	2:00.512	2:01.415	5
9	79	Pietro Vergnano (I TA)	27.227	9	11	56.257	11	10	38.265	11	7	2:01.749	2:01.775	11
10	189	Bruno Ferrari (I TA)	26.721	10	7	56.189	10	9	38.604	9	9	2:01.514	2:01.805	10
11	33	Andrea Guarino (I TA)	27.274	12	12	56.926	12	12	39.355	12	12	2:03.555	2:03.555	12
12	56	Joao Paulo Campos Costa (POR)	27.147	7	10	56.796	8	11	39.502	4	14	2:03.445	2:04.036	8
13	68	Bruno Weibel (CHE)	27.747	6	13	58.074	3	13	38.956	3	11	2:04.777	2:05.082	3
14	158	Patrick Daubreby (FRA)	27.837	7	14	58.286	8	15	39.380	10	13	2:05.503	2:05.640	8
15	83	Jonathan Fyda (SCO)	28.331	8	17	58.715	8	17	39.572	9	15	2:06.618	2:06.731	8
16	99	Serge Krikhoff (CHE)	28.165	5	15	58.282	4	14	40.629	4	17	2:07.076	2:07.129	4
17	94	Johannes Kistler (CHE)											2:07.810	1
18	77	Marc Amez-Droz (CHE)	28.256	3	16	59.233	1	18	40.016	2	16	2:07.505	2:08.256	2
19	86	Caroline Abbou Rossi Di Montelera (FRA)	28.501	10	18	58.521	9	16	41.266	12	20	2:08.288	2:08.689	9
20	98	Chris Merrick (GBR)	28.573	6	20	59.861	4	20	40.888	12	18	2:09.322	2:10.087	12
21	85	Dr. Peter Laier (DEU)	28.506	10	19	59.812	9	19	40.893	9	19	2:09.211	2:10.233	12
22	41	Peter Knoefel (DEU)	29.323	9	21	1:01.729	9	21	41.283	6	21	2:12.335	2:13.737	9
23	59	Lars-goran Sjoberg (SWE)	30.099	5	23	1:02.456	4	22	42.074	3	22	2:14.629	2:15.650	4
24	38	Pierre Guichard (DEN)	30.412	10	24	1:02.900	8	23	42.987	9	23	2:16.299	2:16.646	8
25	63	Daniele Salodini (I TA)	30.028	6	22	1:03.038	6	24	43.710	6	24	2:16.776	2:16.776	6
26	4	Floris-Jan Hekker (NED)	31.436	9	25	1:04.300	11	25	44.370	9	25	2:20.106	2:20.517	11
27	140	Michael Ashley-Brown (GBR)	31.545	9	26	1:07.389	9	27	44.983	9	26	2:23.917	2:23.917	9
28	16	Guido DiEgidio (I TA)											2:24.294	3
29	67	Bob Birrell (GBR)	32.699	6	29	1:06.850	10	26	45.921	9	27	2:25.470	2:26.891	10
30	6	Carlo Incerti (I TA)	33.966	10	31	1:07.566	10	28	47.456	9	30	2:28.988	2:29.416	10
31	32	Gilbert Lenoir (FRA)	33.924	7	30	1:07.770	7	29	48.587	7	31	2:30.281	2:30.281	7
32	40	Dr. Oswald Weiss (DEU)	32.591	4	28	1:09.913	8	31	47.200	3	28	2:29.704	2:31.309	3
33	159	James Timms (GBR)	32.007	4	27	1:09.540	3	30	47.419	3	29	2:28.966	2:31.619	3
34	27	Günther Leidig (DEU)												

Bosch Hockenheim Historic

DMSB 107-2017, 50-2017
FIA 1FJ.Deu.270327

DMSB

FIA Lurani Trophy

20 - 23 April 2017

Laps and Sector Times - Qualifying

Hockenheimring GP - 4574 mtr.

4	Floris-Jan Hekker (NED)									Rayberg FJ									
lap	Sect-1	Speed	Sect-2	Speed	Sect-3	Speed	TopSpeed	laptime	pit	lap	Sect-1	Speed	Sect-2	Speed	Sect-3	Speed	Topspeed	laptime	pit
1	Out	95.8	1:14.973	133.2	50.188	138.8	173.6	2:38.184		7	31.886	109.1	1:05.854	136.9	45.486	141.7	179.1	2:23.226	
2	35.882	105.6	1:10.226	136.9	45.790	142.3	152.5	2:31.898		8	31.774	113.4	1:05.351	137.4	45.469	144.0	180.3	2:22.594	
3	33.005	106.6	1:07.647	137.4	44.932	143.4	175.0	2:25.584		9	<u>31.436</u>	<u>115.4</u>	1:05.092	136.2	<u>44.370</u>	143.0	<u>182.1</u>	2:20.898	
4	32.367	111.6	1:06.958	137.4	44.673	142.5	176.8	2:23.998		10	31.785	114.3	1:05.263	136.4	45.258	142.3	180.3	2:22.306	
5	32.157	111.8	1:06.515	136.9	47.218	141.0	177.6	2:25.890		11	31.597	112.7	<u>1:04.300</u>	<u>138.1</u>	44.620	<u>144.6</u>	181.8	<u>2:20.517</u>	
6	32.254	104.1	1:04.971	137.1	44.581	144.2	180.6	2:21.806		12									

6	Carlo Incerti (ITA)									Stanguellini FJ									
lap	Sect-1	Speed	Sect-2	Speed	Sect-3	Speed	TopSpeed	laptime	pit	lap	Sect-1	Speed	Sect-2	Speed	Sect-3	Speed	Topspeed	laptime	pit
1	Out	93.0	1:25.340	110.1	54.769	134.8	138.1	2:55.060		6	34.307	109.9	1:10.162	130.9	49.981	138.5	164.6	2:34.450	
2	36.155	108.7	1:09.622	128.1	49.871	141.9	173.1	2:35.648		7	35.780	112.3	1:08.840	133.0	48.218	144.0	173.6	2:32.838	
3	35.280	108.4	1:08.221	131.9	49.129	142.7	178.2	2:32.630		8	34.162	108.5	1:08.131	<u>134.8</u>	50.423	140.3	174.5	2:32.716	
4	34.466	105.8	1:07.686	132.5	50.246	141.9	<u>182.7</u>	2:32.398		9	35.535	110.8	1:09.027	131.7	<u>47.456</u>	142.3	166.2	2:32.018	
5	34.351	112.6	1:09.919	134.3	49.085	145.9	152.8	2:33.355		10	33.966	114.0	1:07.566	134.5	47.884	142.7	174.2	2:29.416	

16	Guido Di Egidio (ITA)									Stanguellini FJ									
lap	Sect-1	Speed	Sect-2	Speed	Sect-3	Speed	TopSpeed	laptime	pit	lap	Sect-1	Speed	Sect-2	Speed	Sect-3	Speed	Topspeed	laptime	pit
1								2: 28.434		4								2: 29.486	
2								2: 26.573		5								2: 36.571	
3								2: 24.294		6									

27	Günther Leidig (DEU)									Elva 100									
lap	Sect-1	Speed	Sect-2	Speed	Sect-3	Speed	TopSpeed	laptime	pit	lap	Sect-1	Speed	Sect-2	Speed	Sect-3	Speed	Topspeed	laptime	pit

32	Gilbert Lenoir (FRA)									Elva 200									
lap	Sect-1	Speed	Sect-2	Speed	Sect-3	Speed	TopSpeed	laptime	pit	lap	Sect-1	Speed	Sect-2	Speed	Sect-3	Speed	Topspeed	laptime	pit
1	Out	94.3	1:16.346	130.6	54.726	143.0	149.0	2:43.181		6	34.763	108.4	1:09.552	136.4	50.329	145.6	170.3	2:34.644	
2	35.633	105.1	1:14.499	136.7	51.471	145.9	160.5	2:41.603		7	<u>33.924</u>	114.5	<u>1:07.770</u>	<u>140.1</u>	<u>48.587</u>	<u>147.3</u>	<u>176.8</u>	<u>2:30.281</u>	
3	35.841	104.9	1:12.210	137.8	52.382	144.6	170.3	2:40.433		8	33.963	109.1	1:10.507	134.5	51.014	143.4	<u>176.8</u>	2:35.484	
4	34.974	110.5	1:11.542	126.5	50.909	145.6	161.7	2:37.425		9	35.801	111.9	1:10.939	134.3	50.911	146.7	168.5	2:37.651	
5	33.940	110.2	1:10.773	136.2	51.374	142.7	171.2	2:36.087		10	33.965	<u>118.8</u>	1:08.609	136.9	50.346	142.3	169.3	2:32.920	

33	Andrea Guarino (ITA)									Lotus 22									
lap	Sect-1	Speed	Sect-2	Speed	Sect-3	Speed	TopSpeed	laptime	pit	lap	Sect-1	Speed	Sect-2	Speed	Sect-3	Speed	Topspeed	laptime	pit
1	Out	130.1	1:00.278	153.4	40.657	163.6	212.6	2:07.305		7	28.258	119.7	57.854	154.5	39.598	162.4	208.9	2:05.710	
2	28.659	125.3	59.347	156.1	41.022	163.1	210.1	2:09.028		8	27.615	<u>131.5</u>	57.977	153.6	40.525	164.6	210.5	2:06.117	
3	27.953	128.6	58.984	156.1	40.444	161.7	210.1	2:07.381		9	27.720	127.4	58.389	153.6	40.115	163.4	210.1	2:06.224	
4	27.507	130.6	59.034	153.6	40.006	163.9	212.6	2:06.547		10	27.772	127.5	58.271	155.2	40.835	164.9	209.7	2:06.878	
5	27.476	118.8	59.386	153.6	40.478	158.6	211.4	2:07.340		11	28.890	122.6	59.977	145.0	40.321	<u>167.2</u>	209.3	2:09.188	
6	27.870	128.6	58.099	156.1	40.748	161.7	210.5	2:06.717		12	<u>27.274</u>	130.3	<u>56.926</u>	<u>158.1</u>	<u>39.355</u>	165.9	<u>213.4</u>	<u>2:03.555</u>	

34	Marco Werner (DEU)									Lotus 22									
lap	Sect-1	Speed	Sect-2	Speed	Sect-3	Speed	TopSpeed	laptime	pit	lap	Sect-1	Speed	Sect-2	Speed	Sect-3	Speed	Topspeed	laptime	pit
1	Out	114.0	1:07.119	154.9	45.139	151.5	169.8	2:21.794		5	<u>26.847</u>	131.9	<u>55.843</u>	160.0	38.246	165.6	208.5	<u>2:00.936</u>	
2	32.439	105.7	1:02.639	153.2	40.785	<u>167.2</u>	200.0	2:15.863		6	26.864	128.0	57.622	160.2	In		189.1	2:18.962	P
3	27.448	128.4	56.900	158.4	38.900	165.4	211.4	2:03.248		7								11:17.841	
4	27.204	<u>132.2</u>	56.627	<u>161.0</u>	<u>38.214</u>	165.9	<u>212.6</u>	2:02.045		8									

38	Pierre Guichard (DEN)									Faccioli FJ									
lap	Sect-1	Speed	Sect-2	Speed	Sect-3	Speed	TopSpeed	laptime	pit	lap	Sect-1	Speed	Sect-2	Speed	Sect-3	Speed	Topspeed	laptime	pit
1	Out	98.1	1:19.918	123.4	49.277	133.5	146.1	2:43.227		7	30.853	119.6	1:03.177	149.2	43.499	151.3	195.3	2:17.529	
2	33.575	113.1	1:08.538	131.4	46.252	146.3	167.2	2:28.365		8	30.696	120.3	<u>1:02.900</u>	146.7	43.050	151.0	186.2	<u>2:16.646</u>	
3	33.253	109.5	1:09.792	137.9	46.976	150.0	171.7	2:30.021		9	30.779	<u>121.5</u>	1:03.270	<u>149.6</u>	<u>42.987</u>	150.6	178.2	2:17.036	
4	34.730	116.9	1:05.781	139.0	44.678	147.9	188.5	2:25.189		10	<u>30.412</u>	113.0	1:03.867	145.9	45.870	<u>156.5</u>	191.8	2:20.149	
5	31.124	117.4	1:04.640	141.4	43.881	151.0	188.8	2:19.645		11	33.651	105.3	1:08.224	135.2	45.566	134.3	168.2	2:27.441	

DMSB 107-2017 , 50-2017
FIA 1FJ.Dey.270327

20 - 23 April 2017

Hockenheimring GP - 4574 mtr.

Laps and Sector Times - Qualifying

[illegible]

Dr. Oswald Weiss (DEU)									Britannia FJ								
lap	Sect-1	Speed	Sect-2	Speed	Sect-3	Speed	TopSpeed	laptime pit	lap	Sect-1	Speed	Sect-2	Speed	Sect-3	Speed	Topspeed	laptime pi
1	Out	43.8	1:22.338	115.9	52.474	135.2	146.9	2:49.609	5	33.139	<u>106.3</u>	1:24.271	131.7	49.260	139.4	<u>181.2</u>	2:46.670
2	35.915	98.3	1:14.619	128.7	49.897	141.5	166.9	2:40.431	6	33.316	103.8	1:12.071	132.0	48.500	140.3	178.8	2:33.887
3	34.156	103.7	1:09.953	<u>132.5</u>	<u>47.200</u>	<u>143.2</u>	178.2	<u>2:31.309</u>	7	33.743	104.8	1:10.187	131.2	47.999	142.3	174.2	2:31.929
4	<u>32.591</u>	105.6	1:11.099	131.2	48.287	140.1	174.5	2:31.977	8								

41	Peter Knoefel (DEU)									Emeryson FJ									
lap	Sect-1	Speed	Sect-2	Speed	Sect-3	Speed	TopSpeed	laptime	pit	lap	Sect-1	Speed	Sect-2	Speed	Sect-3	Speed	Topspeed	laptime	pit
1	Out	107.1	1:14.020	133.8	45.006	146.9	153.8	2:28.465		7	30.049	120.7	1:02.120	139.7	43.190	147.5	188.8	2:15.359	
2	31.319	118.4	1:09.175	141.0	44.033	150.6	159.3	2:24.527		8	29.791	121.5	1:05.187	138.3	42.576	150.2	191.5	2:17.554	
3	31.540	112.4	1:03.336	131.7	43.451	152.3	185.9	2:18.327		9	<u>29.323</u>	123.4	<u>1:01.729</u>	140.3	42.685	148.8	<u>194.2</u>	<u>2:13.737</u>	
4	30.588	121.6	1:03.008	<u>141.9</u>	42.447	148.8	185.9	2:16.043		10	30.448	120.0	1:03.700	141.4	42.021	154.1	184.3	2:16.169	
5	31.227	116.6	1:03.451	132.5	42.431	144.8	180.3	2:17.109		11	32.090	122.3	1:02.555	140.6	42.468	<u>154.3</u>	184.9	2:17.113	
6	29.921	125.1	1:03.709	138.5	41.283	151.7	183.1	2:14.913		12									

Philipp Buhofer (CHE)									Lola Mk5A								
lap	Sect-1	Speed	Sect-2	Speed	Sect-3	Speed	TopSpeed	laptime pit	lap	Sect-1	Speed	Sect-2	Speed	Sect-3	Speed	Topspeed	laptime pit
1	Out	132.4	57.461	157.9	39.316	164.9	211.8	2:03.135	8	26.161	133.7	55.332	162.4	39.672	166.7	214.3	2:01.165
2	27.035	131.4	56.381	159.8	38.881	165.4	211.4	2:02.297	9	27.417	133.5	55.410	160.0	39.034	165.9	214.7	2:01.861
3	26.848	134.0	55.369	161.7	39.357	168.2	214.3	2:01.574	10	26.572	135.8	55.350	160.0	38.344	166.9	213.9	2:00.266
4	26.644	<u>136.4</u>	55.453	161.9	41.629	165.9	215.1	2:03.726	11	<u>25.848</u>	133.5	55.747	161.7	38.038	<u>169.0</u>	214.3	<u>1:59.633</u>
5	26.928	133.0	56.364	157.4	38.181	165.6	213.0	2:01.473	12	26.806	135.8	<u>54.785</u>	<u>162.7</u>	38.043	168.8	<u>216.4</u>	1:59.634
6	26.395	131.4	55.091	162.2	38.210	166.2	213.0	1:59.696	13	26.059	135.3	55.436	161.2	43.772	117.9	215.6	2:05.267
7	26.733	128.4	55.619	161.4	37.749	168.2	213.4	2:00.101	14								

[illegible]

56	Joao Paulo Campos Costa (POR)									Lola MK 5									
lap	Sect-1	Speed	Sect-2	Speed	Sect-3	Speed	TopSpeed	laptime	pit	lap	Sect-1	Speed	Sect-2	Speed	Sect-3	Speed	Topspeed	laptime	pit
1	Out	119.1	1:02.713	155.2	40.784	164.1	155.5	2:13.423		6	Out	132.2	57.991	155.8	39.345	167.4	211.8	3:53.886	
2	28.192	126.9	58.359	158.4	40.263	166.4	213.9	2:06.814		7	27.147	137.6	56.961	158.4	40.978	167.2	216.0	2:04.086	
3	28.106	133.8	57.945	158.4	40.472	165.9	215.1	2:06.523		8	27.374	137.2	56.796	156.7	39.866	167.7	213.9	2:04.036	
4	27.696	130.8	57.069	161.2	39.502	167.4	215.6	2:04.267		9	27.304	135.3	1:02.429	126.6	In		215.1	2:36.992	P
5	28.709	132.5	57.410	159.3	In		209.7	2:23.425	P	10	Out	132.4	57.807	157.2	41.591	161.2	206.5	4:34.909	

58	Richard Smeeton (GBR)									Wainer 63									
lap	Sect-1	Speed	Sect-2	Speed	Sect-3	Speed	TopSpeed	laptime	pit	lap	Sect-1	Speed	Sect-2	Speed	Sect-3	Speed	Topspeed	laptime	pit
1	Out	133.8	1:01.093	156.1	40.030	163.4	193.2	2:11.086		7	26.836	133.0	55.816	160.2	37.955	169.3	211.8	2:00.607	
2	28.751	116.9	1:00.374	158.6	53.521	157.7	198.5	2:22.646		8	27.759	135.7	55.545	158.6	39.806	168.8	212.2	2:03.110	
3	27.235	134.7	56.263	161.4	37.803	168.2	213.9	2:01.301	9	<u>26.815</u>	<u>137.6</u>	55.370	160.5	37.901	167.7	210.9	2:00.086		
4	26.876	135.0	55.883	158.8	38.147	<u>169.8</u>	212.2	2:00.906	10	27.090	136.5	55.712	160.0	38.019	168.0	210.5	2:00.821		
5	27.279	136.2	55.899	161.2	38.160	166.7	211.8	2:01.338	11	27.010	126.6	57.000	154.1	38.225	168.5	210.9	2:02.235		
6	26.822	137.1	55.838	162.9	41.103	166.4	217.3	2:03.763	12	26.859	136.5	55.339	160.5	37.700	168.5	213.0	1:59.898		

[illegible]

Bosch Hockenheim Historic

DMSB 107-2017, 50-2017
FIA 1FJ.Deu.270327

DMSB

FIA Lurani Trophy

20 - 23 April 2017

Laps and Sector Times - Qualifying

Hockenheimring GP - 4574 mtr.

4	30.785	<u>118.2</u>	<u>1:02.456</u>	141.2	42.409	143.4	196.7	<u>2:15.650</u>	8								
---	--------	--------------	-----------------	-------	--------	-------	-------	-----------------	---	--	--	--	--	--	--	--	--

63		Daniele Salodini (ITA)								Taraschi FJ									
lap	Sect-1	Speed	Sect-2	Speed	Sect-3	Speed	TopSpeed	laptime	pit	lap	Sect-1	Speed	Sect-2	Speed	Sect-3	Speed	Topspeed	laptime	pit
1	Out	96.5	1:15.343	134.5	48.547	147.7	135.7	2:38.089		4	30.923	106.8	1:06.622	141.5	44.679	151.9	169.0	2:22.224	
2	31.818	107.1	1:06.310	140.1	49.133	126.5	164.4	2:27.261		5	30.397	112.0	1:05.813	140.1	44.277	153.4	179.7	2:20.487	
3	36.954	98.5	1:08.123	135.2	48.638	150.8	163.4	2:33.715		6	30.028	115.1	1:03.038	142.3	43.710	153.8	180.6	2:16.776	

65 Urs Mueller (CHE)									Lotus 20 / 22										
lap	Sect-1	Speed	Sect-2	Speed	Sect-3	Speed	TopSpeed	laptime	pit	lap	Sect-1	Speed	Sect-2	Speed	Sect-3	Speed	Topspeed	laptime	pit
1	Out	128.1	58.048	158.6	39.111	164.6	210.5	2:04.805		8	26.860	134.2	56.701	161.2	38.697	167.4	211.4	2:02.258	
2	27.294	134.0	56.259	161.2	39.023	164.9	212.6	2:02.576		9	26.752	136.9	58.453	155.4	38.912	165.9	<u>215.6</u>	2:04.117	
3	26.856	137.2	55.905	161.4	39.207	167.4	215.1	2:01.968		10	26.834	132.2	56.909	160.2	39.209	164.4	213.9	2:02.952	
4	26.773	137.1	56.348	161.4	39.978	167.4	<u>215.6</u>	2:03.099		11	27.140	136.9	55.800	159.1	39.282	166.2	212.2	2:02.222	
5	27.702	135.8	55.877	162.2	39.448	164.9	214.7	2:03.027		12	26.738	133.8	1:00.449	116.0	43.996	166.4	212.2	2:11.183	
6	27.029	135.0	56.688	162.4	38.574	166.2	213.9	2:02.291		13	<u>26.702</u>	136.4	<u>55.229</u>	<u>164.1</u>	38.362	<u>167.7</u>	213.4	<u>2:00.293</u>	
7	26.725	138.1	56.401	159.8	37.983	166.9	214.3	2:01.109		14									

67 Bob Birrell (GBR)									Lotus 20										
lap	Sect-1	Speed	Sect-2	Speed	Sect-3	Speed	TopSpeed	laptime	pit	lap	Sect-1	Speed	Sect-2	Speed	Sect-3	Speed	Topspeed	laptime	pit
1	Out	106.1	1:11.938	134.2	47.598	140.8	143.6	2:35.079		6	<u>32.699</u>	111.3	1:08.677	135.8	46.699	143.4	169.3	2:28.075	
2		34.096	107.8	1:10.114	137.1	48.706	144.0	160.2	2:32.916	7	34.684	<u>115.3</u>	1:07.917	135.2	47.393	145.4	171.7	2:29.994	
3		33.871	105.0	1:10.500	129.5	47.902	143.6	161.7	2:32.273	8	33.946	115.1	1:10.091	133.0	50.801	143.6	161.4	2:34.838	
4		33.074	110.0	1:07.792	139.0	47.380	143.6	169.5	2:28.246	9	33.234	111.5	1:07.964	136.5	<u>45.921</u>	143.6	170.1	2:27.119	
5		33.084	107.9	1:10.823	139.7	46.269	144.0	151.5	2:30.176	10	33.455	112.6	1:06.850	136.4	46.586	146.5	174.8	2:26.891	

68 Bruno Weibel (CHE)									Lotus 20										
lap	Sect-1	Speed	Sect-2	Speed	Sect-3	Speed	TopSpeed	laptime	pit	lap	Sect-1	Speed	Sect-2	Speed	Sect-3	Speed	Topspeed	laptime	pit
1	Out	94.7	1:16.042	115.0	44.629	151.3	147.7	2:34.903		4	29.901	116.3	1:03.108	151.9	In		171.2	2:23.694	P
2	30.204	116.8	1:03.544	154.9	42.551	157.0	158.1	2:16.299		5	Out	127.7	1:03.184	<u>157.4</u>	39.622	161.2	201.9	4:32.189	
3	28.052	125.0	<u>58.074</u>	156.3	<u>38.956</u>	<u>161.7</u>	201.9	<u>2:05.082</u>		6									

70	John Fyda (SCO)									Brabham BT6									
lap	Sect-1	Speed	Sect-2	Speed	Sect-3	Speed	TopSpeed	laptime	pit	lap	Sect-1	Speed	Sect-2	Speed	Sect-3	Speed	Topspeed	laptime	pit
1	Out	120.1	1:03.766	153.8	43.691	166.2	166.2	2:15.475		6	26.512	142.1	<u>55.109</u>	<u>165.4</u>	40.733	169.3	219.5	2:02.354	
2	29.718	115.9	1:02.808	162.7	41.310	169.8	204.9	2:13.836		7	26.949	141.0	55.798	161.2	40.349	166.4	220.0	2:03.096	
3	27.538	122.7	56.492	163.9	40.419	170.1	221.8	2:04.449		8	26.826	<u>142.7</u>	55.251	163.6	In		220.4	2:53.393	P
4	26.965	138.1	56.143	163.1	39.232	172.2	221.8	2:02.340		9	Out	131.2	55.330	162.7	<u>38.924</u>	<u>172.5</u>	216.4	6:43.508	
5	26.479	141.7	55.855	162.7	39.081	170.6	222.7	2:01.415		10									

77		Marc Amez-Droz (CHE)								Brabham BT6										
lap		Sect-1	Speed	Sect-2	Speed	Sect-3	Speed	TopSpeed	laptime	pit	lap	Sect-1	Speed	Sect-2	Speed	Sect-3	Speed	Topspeed	laptime	pit
1		Out	<u>129.3</u>	<u>59.233</u>	153.4	40.483	161.7	194.2	2:06.530		3	<u>28.256</u>	128.3	1:00.075	150.8	In		<u>203.8</u>	2:22.868	P
2		28.506	114.0	59.734	154.3	40.016	162.9	201.9	2:08.256		4									

79		Pietro Vergnano (ITA)								Brabham BT6									
lap	Sect-1	Speed	Sect-2	Speed	Sect-3	Speed	TopSpeed	laptime	pit	lap	Sect-1	Speed	Sect-2	Speed	Sect-3	Speed	Topspeed	laptime	pit
1	Out	122.3	1:01.854	150.4	41.200	160.0	198.2	2:09.954		7	Out	131.9	58.404	154.3	40.216	161.2	207.3	4:09.841	
2	30.230	120.8	59.040	154.7	40.148	163.6	206.1	2:09.418		8	27.574	132.8	57.048	155.4	39.022	163.6	206.9	2:03.644	
3	28.202	130.8	57.842	155.4	39.804	162.4	210.1	2:05.848		9	<u>27.227</u>	132.4	56.740	156.5	39.449	<u>166.9</u>	209.7	2:03.416	
4	28.017	131.1	57.286	<u>157.2</u>	39.410	161.4	208.9	2:04.713		10	29.190	<u>134.8</u>	58.404	154.3	38.901	163.1	209.7	2:06.495	
5	27.631	131.9	58.680	154.9	40.727	161.0	<u>212.6</u>	2:07.038		11	27.253	<u>134.8</u>	<u>56.257</u>	<u>157.2</u>	<u>38.265</u>	163.6	209.7	<u>2:01.775</u>	
6	28.003	133.3	59.963	151.3	In		211.8	2:14.631	P	12									

83		Jonathan Fyda (SCO)								U2 Mk3															
lap	Sect-1		Speed	Sect-2		Speed	Sect-3		Speed	TopSpeed	laptime	pit	lap	Sect-1		Speed	Sect-2		Speed	Sect-3		Speed	Topspeed	laptime	pit
1	Out		115.0	1:05.264		140.1	42.479		157.0	185.6	2:19.419		7	28.607		128.3	58.851		151.0	40.150		156.1	203.0	2:07.608	
2	29.943		119.6	59.210		150.0	40.014		157.4	201.5	2:09.167		8	28.331		131.1	58.715		156.7	39.685		158.4	203.8	2:06.731	

Bosch Hockenheim Historic

DMSB 107-2017, 50-2017
FIA 1FJ.Deu.270327

DMSB

FIA Lurani Trophy

20 - 23 April 2017

Laps and Sector Times - Qualifying

Hockenheimring GP - 4 574 mtr.

3	28.424	129.8	59.662	149.2	40.875	156.5	187.2	2:08.961	9	28.450	129.5	58.806	149.4	<u>39.572</u>	<u>160.7</u>	201.5	2:06.828
4	28.395	130.6	59.399	151.5	39.743	158.4	202.2	2:07.537	10	28.766	<u>132.0</u>	58.864	149.8	39.579	157.2	202.2	2:07.209
5	28.773	130.6	58.887	156.5	40.017	160.2	191.8	2:07.677	11	28.711	126.9	59.412	149.4	39.771	155.8	200.4	2:07.894
6	28.543	131.5	59.887	155.6	41.832	157.0	203.0	2:10.262	12	28.409	129.7	59.099	155.2	40.401	159.5	203.4	2:07.909

85	Dr. Peter Laier (DEU)									Lotus 22									
lap	Sect-1	Speed	Sect-2	Speed	Sect-3	Speed	TopSpeed	laptime	pit	lap	Sect-1	Speed	Sect-2	Speed	Sect-3	Speed	Topspeed	laptime	pit
1	Out	96.8	1:06.836	147.7	43.088	153.6	173.6	2:21.039		7	29.170	121.9	1:04.305	136.0	44.000	155.8	203.8	2:17.475	
2	32.031	99.2	1:04.127	151.7	43.088	157.2	174.5	2:19.246		8	29.642	123.1	1:02.264	150.0	44.317	154.7	203.0	2:16.223	
3	29.725	124.3	1:01.654	150.8	42.423	156.1	202.2	2:13.802		9	29.559	123.1	<u>59.812</u>	151.5	<u>40.893</u>	160.5	202.6	2:10.264	
4	29.645	121.1	1:01.808	151.7	41.598	159.1	201.1	2:13.051		10	<u>28.506</u>	<u>129.8</u>	1:00.738	152.3	41.497	159.8	194.6	2:10.741	
5	29.389	116.9	1:01.069	150.6	41.253	157.2	203.4	2:11.711		11	31.058	113.9	1:00.216	<u>153.8</u>	42.115	<u>163.4</u>	203.8	2:13.389	
6	29.090	122.2	1:01.003	152.5	41.388	158.8	202.6	2:11.481		12	29.123	128.6	1:00.186	153.0	40.924	162.7	<u>208.1</u>	<u>2:10.233</u>	

86	Caroline Abbou Rossi Di Montelera (FRA)									Brabham BT6									
lap	Sect-1	Speed	Sect-2	Speed	Sect-3	Speed	TopSpeed	laptime	pit	lap	Sect-1	Speed	Sect-2	Speed	Sect-3	Speed	Topspeed	laptime	pit
1	Out	90.4	1:15.572	138.8	47.680	155.4	148.1	2:41.373		7	28.884	126.5	59.460	149.8	41.790	160.7	201.9	2:10.134	
2	31.916	109.4	1:05.826	146.9	45.223	156.5	174.5	2:22.965		8	29.204	123.3	59.596	150.4	42.413	159.8	201.9	2:11.213	
3	31.077	118.4	1:00.700	150.6	42.210	157.4	201.5	2:13.987		9	28.787	124.7	<u>58.521</u>	<u>152.3</u>	41.381	159.8	<u>204.5</u>	<u>2:08.689</u>	
4	29.223	124.3	1:00.018	150.8	42.016	158.6	200.4	2:11.257		10	<u>28.501</u>	129.0	59.196	152.1	41.530	161.0	201.1	2:09.227	
5	29.400	124.7	59.463	150.6	42.147	158.1	200.7	2:11.010		11	28.904	<u>130.3</u>	1:00.089	<u>152.3</u>	42.077	161.4	203.8	2:11.070	
6	29.113	125.4	59.133	150.0	41.735	160.5	202.2	2:09.981		12	28.938	129.0	59.319	150.4	41.266	161.7	201.5	2:09.523	

87	Stephane Rey (FRA)									Lola MK 5 A									
lap	Sect-1	Speed	Sect-2	Speed	Sect-3	Speed	TopSpeed	laptime	pit	lap	Sect-1	Speed	Sect-2	Speed	Sect-3	Speed	Topspeed	laptime	pit
1	Out	114.6	1:05.905	133.7	41.868	164.1	174.2	2:15.315		7	26.702	134.7	55.494	159.3	38.622	167.4	214.7	<u>2:00.818</u>	
2		27.556	124.0	56.521	155.8	38.844	167.2	212.2	2:02.921	8	26.752	<u>136.9</u>	55.914	159.8	39.490	167.4	215.1	2:02.156	
3		28.279	132.5	56.327	157.0	38.939	166.2	214.7	2:03.545	9	<u>26.670</u>	134.3	55.612	158.1	<u>38.586</u>	168.8	213.9	2:00.868	
4		27.063	135.0	56.929	156.3	38.617	168.0	<u>217.3</u>	2:02.609	10	27.218	110.0	1:00.613	138.3	44.855	166.4	201.5	2:12.686	
5		27.659	128.3	56.728	160.5	41.468	164.1	213.4	2:05.855	11	26.857	132.0	55.610	<u>160.7</u>	38.645	168.2	212.6	2:01.112	
6		26.708	133.7	55.975	160.0	44.174	163.6	214.7	2:06.857	12	26.798	136.5	<u>55.424</u>	160.0	38.647	<u>169.0</u>	216.0	2:00.869	

94	Johannes Kistler (CHE)								Lotus 22 FJ										
lap	Sect-1	Speed	Sect-2	Speed	Sect-3	Speed	TopSpeed	laptime	pit	lap	Sect-1	Speed	Sect-2	Speed	Sect-3	Speed	Topspeed	laptime	pit
1								2:07.810		2									

98	Chris Merrick (GBR)									Cooper T59									
lap	Sect-1	Speed	Sect-2	Speed	Sect-3	Speed	TopSpeed	laptime	pit	lap	Sect-1	Speed	Sect-2	Speed	Sect-3	Speed	Topspeed	laptime	pit
1	Out	92.4	1:12.532	141.2	45.075	155.6	154.9	2:30.382		7	29.562	127.4	1:02.974	144.0	42.721	160.0	184.6	2:15.257	
2	30.714	118.3	1:01.616	<u>150.6</u>	42.590	155.2	188.5	2:14.920		8	29.643	126.8	1:00.916	147.3	42.391	158.6	196.7	2:12.950	
3	29.575	129.3	1:00.964	149.0	42.393	156.5	193.9	2:12.932		9	28.680	130.3	1:00.279	149.6	41.695	156.5	194.6	2:10.654	
4	28.872	129.5	<u>59.861</u>	149.0	41.672	157.4	<u>201.5</u>	2:10.405		10	30.229	130.1	1:01.225	148.1	41.539	157.7	185.9	2:12.993	
5	28.872	129.8	1:00.257	149.0	41.764	157.9	198.2	2:10.893		11	29.803	128.0	1:00.480	149.6	43.085	<u>161.9</u>	186.2	2:13.368	
6	28.573	128.1	1:00.537	150.4	41.682	158.4	186.2	2:10.792		12	28.919	131.7	1:00.280	150.0	40.888	<u>159.5</u>	196.0	2:10.087	

99	Serge Kriknoff (CHE)									Lotus 22									
lap	Sect-1	Speed	Sect-2	Speed	Sect-3	Speed	TopSpeed	laptime	pit	lap	Sect-1	Speed	Sect-2	Speed	Sect-3	Speed	Topspeed	laptime	pit
1	Out	103.2	1:09.064	146.5	43.228	160.7	157.4	2:28.182		3	28.265	131.5	1:00.304	156.3	41.233	<u>165.4</u>	186.9	2:09.802	
2	29.965	129.5	58.800	158.4	42.232	163.1	207.3	2:10.997		4	28.218	133.0	58.282	159.3	40.629	<u>165.4</u>	208.5	2:07.129	

140	Michael Ashley-Brown (GBR)									Britannia FJ									
lap	Sect-1	Speed	Sect-2	Speed	Sect-3	Speed	TopSpeed	laptime	pit	lap	Sect-1	Speed	Sect-2	Speed	Sect-3	Speed	Topspeed	laptime	pi
1	Out	88.9	1:19.599	128.6	52.107	122.9	127.2	2:48.083		6	32.186	109.4	1:08.242	144.0	46.163	151.3	169.3	2:26.591	
2	36.503	105.3	1:12.196	143.0	49.223	146.1	161.4	2:37.922		7	33.129	116.3	1:07.706	140.1	48.794	139.5	162.7	2:29.629	
3	33.699	110.7	1:10.361	141.9	48.182	144.8	158.4	2:32.242		8	33.595	108.8	1:09.678	139.7	46.882	146.7	163.9	2:30.155	
4	32.180	110.9	1:08.547	143.2	46.865	147.1	156.1	2:27.592		9	31.545	110.8	1:07.389	141.0	44.983	150.8	169.0	2:23.917	
5	32.574	107.9	1:10.755	138.6	46.940	148.6	160.2	2:30.269		10									

Bosch Hockenheim Historic

DMSB 107-2017 , 50-2017
FIA 1FJ.Deu.270327

DMSB

FIA Lurani Trophy

20 - 23 April 2017

Laps and Sector Times - Qualifying

Hockenheimring GP - 4 574 mtr.

158 Patrick Daubrey (FRA)									Lotus 22										
lap	Sect-1	Speed	Sect-2	Speed	Sect-3	Speed	TopSpeed	laptime	pit	lap	Sect-1	Speed	Sect-2	Speed	Sect-3	Speed	Topspeed	laptime	pit
1	Out	107.1	1:13.031	140.1	47.939	148.6	161.2	2:31.263		6	27.931	126.5	59.692	151.3	40.385	160.2	<u>206.5</u>	2:08.008	
2	31.524	112.4	1:05.921	136.2	42.705	158.6	193.2	2:20.150		7	<u>27.837</u>	<u>128.9</u>	58.854	155.2	39.967	159.1	203.0	2:06.658	
3	29.189	122.0	1:00.811	139.4	In		200.4	2:23.509	P	8	27.846	<u>128.9</u>	<u>58.286</u>	152.3	39.508	160.7	201.9	<u>2:05.640</u>	
4	Out	119.9	1:00.487	154.9	40.899	159.1	193.9	4:05.222		9	27.885	128.6	59.691	151.5	In		200.0	2:20.760	P
5	28.221	120.1	58.596	<u>155.8</u>	39.566	<u>163.6</u>	203.0	2:06.383		10	Out	125.9	58.664	155.2	<u>39.380</u>	161.4	200.0	2:51.019	

159 James Timms (GBR)									Cooper T59										
lap	Sect-1	Speed	Sect-2	Speed	Sect-3	Speed	TopSpeed	laptime	pit	lap	Sect-1	Speed	Sect-2	Speed	Sect-3	Speed	Topspeed	laptime	pit
1	Out	98.6	1:18.220	132.0	47.555	113.1	144.8	2:38.569		3	34.660	115.9	<u>1:09.540</u>	<u>132.5</u>	<u>47.419</u>	<u>139.9</u>	175.9	<u>2:31.619</u>	
2	35.980	116.5	1:09.822	<u>132.5</u>	48.216	134.7	<u>179.4</u>	2:34.018		4	<u>32.007</u>	<u>117.1</u>	1:20.358	69.1	In		177.0	3:06.672	P

189 Bruno Ferrari (ITA)									Branca FJ										
lap	Sect-1	Speed	Sect-2	Speed	Sect-3	Speed	TopSpeed	laptime	pit	lap	Sect-1	Speed	Sect-2	Speed	Sect-3	Speed	Topspeed	laptime	pit
1	Out	129.5	59.194	155.2	40.470	167.7	178.8	2:05.774		6	27.000	138.3	56.695	160.7	In		213.0	2:13.847	P
2	28.164	118.2	57.757	156.3	39.030	168.0	208.1	2:04.951		7	Out	137.1	56.819	156.1	39.627	165.4	212.2	3:51.248	
3	37.210	126.2	56.277	159.5	39.650	168.5	213.0	2:13.137		8	27.309	136.5	1:05.942	133.5	40.389	<u>169.5</u>	211.8	2:13.640	
4	27.035	138.8	57.950	158.8	39.363	167.7	214.7	2:04.348		9	26.987	138.3	56.216	158.4	<u>38.604</u>	168.8	<u>216.0</u>	2:01.807	
5	27.845	131.5	56.380	<u>163.4</u>	40.866	168.0	213.0	2:05.091		10	<u>26.721</u>	<u>139.4</u>	<u>56.189</u>	159.3	38.895	167.4	210.9	<u>2:01.805</u>	

992 Pierre Tonetti (ITA)									Brabham BT6										
lap	Sect-1	Speed	Sect-2	Speed	Sect-3	Speed	TopSpeed	laptime	pit	lap	Sect-1	Speed	Sect-2	Speed	Sect-3	Speed	Topspeed	laptime	pit
1	Out	133.8	58.400	157.0	38.792	169.3	210.9	2:04.767		7	<u>26.343</u>	138.5	55.190	<u>164.4</u>	<u>37.785</u>	<u>173.4</u>	<u>219.5</u>	<u>1:59.318</u>	
2	26.988	122.7	55.762	161.9	38.580	170.9	212.2	2:01.330		8	26.543	139.0	54.973	162.9	In		<u>219.5</u>	2:14.206	P
3	27.164	139.0	55.198	162.9	40.075	170.9	216.0	2:02.437		9	Out	130.0	55.769	161.2	38.396	170.3	214.7	3:55.865	
4	26.861	137.4	55.355	158.6	42.114	168.2	215.1	2:04.330		10	26.747	139.7	54.855	162.7	38.316	171.7	215.1	1:59.918	
5	28.513	136.5	56.638	158.8	38.175	170.3	217.7	2:03.326		11	26.780	139.4	55.167	162.9	38.189	172.5	217.7	2:00.136	
6	27.089	139.5	55.076	163.1	37.945	170.3	215.6	2:00.110		12	26.633	<u>140.1</u>	<u>54.552</u>	163.4	38.611	170.9	216.4	1:59.796	

Bosch Hockenheim Historic

DMSB 107-2017 , 50-2017
FIA 1FJ.Deu.270327

DMSB

Heat name : FIA Lurani Trophy - Qualifying
Heat Date : 21 April 2017
Weather :
CIRCUITNAME : Hockenheimring GP - 4574 mtr.

Participants Started	: 34	Participants Classified	: 34
Participants Finished	: 20	Participants Not Classified	: 2
Participants Not Finished	: 14		

Green flag at	: 12:04:59	Heat recording start time	: 12:04:59
Finish flag waved at	: 12:30:03	Heat recording end time	: 12:32:56
Total time under Green	: 25:04	Total of All Laps in Heat	: 303
Number of cautions	: 0	Total time under Yellow	: 00:00:00
Number of code-60's	: 0	Total time under Code-60	: 00:00:00

Summary of winners per class

Nbr	Name / Team name	Car	Cls	Fastest Laptime	In	Avg. Speed	Laps	Race Time
-----	------------------	-----	-----	-----------------	----	------------	------	-----------

Best Lap time history during the Heat

#	Nbr	lap time	in lap	Name	Car	time of day
1	992	2:01.330	2	Pierre Tonetti	Brabham BT6	12:09:08
2	58	2:01.301	3	Richard Smeeton	Wainer 63	12:12:28
3	58	2:00.906	4	Richard Smeeton	Wainer 63	12:14:29
4	53	1:59.696	6	Philipp Buhofer	Lola Mk5A	12:17:17
5	992	1:59.318	7	Pierre Tonetti	Brabham BT6	12:19:17
6	55	1:58.577	8	Manfredo Rossi Di Montelera	Lotus 22	12:21:34

Summary of best laptimes per class

Nbr	Name / Team name	Car	Cls	Fastest Laptime	In	Speed
63	Daniele Salodini	Taraschi FJ	A	2:16.776	6	120.39
4	Floris-Jan Hekker	Rayberg FJ	B2	2:20.517	11	117.18
41	Peter Knoefel	Emeryson FJ	C2	2:13.737	9	123.13
67	Bob Birrell	Lotus 20	D1	2:26.891	10	112.10
68	Bruno Weibel	Lotus 20	D2	2:05.082	3	131.64
55	Manfredo Rossi Di Montelera	Lotus 22	E1	1:58.577	8	138.87
159	James Timms	Cooper T59	E2	2:31.619	3	108.60
34	Marco Werner	Lotus 22	INV	2:00.936	5	136.16

Bosch Hockenheim Historic

7, 50-2017 FIA 1FJ.Deu.270327

DMSB

FIA Lurani Trophy
Final results Race 1

20 - 23 April 2017
Hockenheimring GP - 4574 mtr.

Started: 29 Not Started: 0 Classified: 29 Not Classified: 0


Pos	Nbr	Name	Fahrzeug	Cls	PIC	Gap	Total time	Fastest	In	Avg. Speed
1	53	Philipp Buhofer (CHE)	Lola Mk5A	E1	1	-- 13 laps --	26:16.234	1:59.282	11	135.80
2	55	Manfredo Rossi Di Montelera (ITA)	Lotus 22	E1	2	7.302	26:23.536	1:58.837	11	135.18
3	992	Pierre Tonetti (ITA)	Brabham BT6	E1	3	11.583	26:27.817	2:00.499	13	134.81
4	65	Urs Mueller (CHE)	Lotus 20 / 22	E1	4	23.786	26:40.020	2:01.208	11	133.78
5	87	Stephane Rey (FRA)	Lola MK 5 A	E1	5	31.936	26:48.170	2:01.213	7	133.10
6	189	Bruno Ferrari (ITA)	Branca FJ	E1	6	34.711	26:50.945	2:01.995	12	132.88
7	79	Pietro Vergnano (ITA)	Brabham BT6	E1	7	40.023	26:56.257	2:02.002	7	132.44
8	158	Patrick Daubreby (FRA)	Lotus 22	E1	8	1:02.268	27:18.502	2:02.929	11	130.64
9	56	Joao Paulo Campos Costa (POR)	Lola MK 5	E1	9	1:04.643	27:20.877	2:03.720	4	130.45
10	68	Bruno Weibel (CHE)	Lotus 20	D2	1	1:04.917	27:21.151	2:03.170	13	130.43
11	33	Andrea Guarino (ITA)	Lotus 22	E1	10	1:43.518	27:59.752	2:06.769	10	127.43
12	85	Dr. Peter Laier (DEU)	Lotus 22	E1	11	1:52.209	28:08.443	2:07.238	12	126.78
13	98	Chris Merrick (GBR)	Cooper T59	E1	12	-- 12 laps --	26:33.517	2:10.437	8	124.00
14	38	Pierre Guichard (DEN)	Faccioli FJ	C2	1	1:16.051	27:49.568	2:16.411	11	118.35
15	41	Peter Knoefel (DEU)	Emeryson FJ	C2	2	1:27.192	28:00.709	2:15.599	11	117.56
16	73	Oliver Hartmann (DEU)	Lotus 20	D2	2	1:32.434	28:05.951	2:15.100	10	117.20
17	99	Serge Krikhoff (CHE)	Lotus 22	E1	13	1:32.463	28:05.980	2:05.986	9	117.19
18	63	Daniele Salodini (ITA)	Taraschi FJ	A	1	1:45.726	28:19.243	2:18.216	6	116.28
19	59	Lars-Goran Sjoberg (SWE)	Cooper T59	E1	14	2:40.568	29:14.085	2:14.874	3	112.64
20	4	Floris-Jan Hekker (NED)	Rayberg FJ	B2	1	-- 11 laps --	26:16.243	2:20.130	11	114.91
21	70	John Fyda (SCO)	Brabham BT6	E1	15	48.083	27:04.326	2:01.032	4	111.51
22	6	Carlo Incerti (ITA)	Stanguellini FJ	A	2	1:14.695	27:30.938	2:26.357	5	109.71
23	67	Bob Birrell (GBR)	Lotus 20	D1	1	1:44.937	28:01.180	2:27.637	2	107.74
24	32	Gilbert Lenoir (FRA)	Elva 200	C2	3	2:31.126	28:47.369	2:32.987	9	104.85
25	34	Marco Werner (DEU)	Lotus 22	INV	1	-- 9 laps --	18:34.509	2:00.799	6	132.97
26	86	Caroline Abbou Rossi Di Montelera (FRA)	Brabham BT6	E1	16	-- 8 laps --	17:28.102	2:07.402	8	125.68
27	16	Guido Di Egidio (ITA)	Stanguellini FJ	A	3	-- 5 laps --	12:05.216	2:21.113	5	113.52
28	140	Michael Ashley-Brown (GBR)	Britannia FJ	C2	4	46.572	12:51.788	2:27.100	3	106.67
29	58	Richard Smeeton (GBR)	Wainer 63	E1	17	-- 2 laps --	4:59.686	2:08.217	1	109.89

Fastest time : 1:58.837 in lap 11 by nbr. 55 : Manfredo Rossi Di Montelera (Lotus)

Publication-time

Results and lap times : www.raceresults.at

Timekeeping by : SDO SportTiming

Steward	Steward	Steward	 GALLET PRO TIMEKEEPING • SINCE 1466 OFFICIAL TIMEKEEPER
Harry Vossen	David Gray, Harry Vossen, Robert Margin	Robert Margin	
Page 1 of 1			

Bosch Hockenheim Historic

7, 50-2017 FIA 1FJ.Deu.270327

DMSB

FIA Lurani Trophy

Final results Race 1

20 - 23 April 2017

Hockenheimring GP - 4 574 mtr.

Category FJ / 1A Fiat + Lancia engines

Started: 3 Not Started: 0 Classified: 3 Not Classified: 0

Pos	Nbr	Name	Car	Gap	Diff	Total time	Fastest	In
1	63	Daniele Salodini (ITA)	Taraschi FJ	-- 12 laps --		28:19.243	2:18.216	6
2	6	Carlo Incerti (ITA)	Stanguellini FJ	-- 11 laps --		27:30.938	2:26.357	5
3	16	Guido Di Egidio (ITA)	Stanguellini FJ	-- 5 laps --		12:05.216	2:21.113	5

Category FJ / 1B engines of 1100 ccm

Started: 1 Not Started: 0 Classified: 1 Not Classified: 0

Pos	Nbr	Name	Car	Gap	Diff	Total time	Fastest	In
1	4	Floris-Jan Hekker (NED)	Rayberg FJ	-- 11 laps --		26:16.243	2:20.130	11

Category FJ / 1C engines of 1100 ccm

Started: 4 Not Started: 0 Classified: 4 Not Classified: 0

Pos	Nbr	Name	Car	Gap	Diff	Total time	Fastest	In
1	38	Pierre Guichard (DEN)	Faccioli FJ	-- 12 laps --		27:49.568	2:16.411	11
2	41	Peter Knoefel (DEU)	Emeryson FJ	11.141	11.141	28:00.709	2:15.599	11
3	32	Gilbert Lenoir (FRA)	Elva 200	-- 11 laps --		28:47.369	2:32.987	9
4	140	Michael Ashley-Brown (GBR)	Britannia FJ	-- 5 laps --		12:51.788	2:27.100	3

Class = D1

Started: 1 Not Started: 0 Classified: 1 Not Classified: 0

Pos	Nbr	Name	Car	Gap	Diff	Total time	Fastest	In
1	67	Bob Birrell (GBR)	Lotus 20	-- 11 laps --		28:01.180	2:27.637	2

Category FJ / 2D engines of 1100 ccm

Started: 2 Not Started: 0 Classified: 2 Not Classified: 0

Pos	Nbr	Name	Car	Gap	Diff	Total time	Fastest	In
1	68	Bruno Weibel (CHE)	Lotus 20	-- 13 laps --		27:21.151	2:03.170	13
2	73	Oliver Hartmann (DEU)	Lotus 20	-- 12 laps --		28:05.951	2:15.100	10

Category FJ / 2E Ford engines

Started: 17 Not Started: 0 Classified: 17 Not Classified: 0


Pos	Nbr	Name	Car	Gap	Diff	Total time	Fastest	In
1	53	Philipp Buhofer (CHE)	Lola Mk5A	-- 13 laps --		26:16.234	1:59.282	11
2	55	Manfredo Rossi Di Montelera (ITA)	Lotus 22	7.302	7.302	26:23.536	1:58.837	11
3	992	Pierre Tonetti (ITA)	Brabham BT6	11.583	4.281	26:27.817	2:00.499	13
4	65	Urs Mueller (CHE)	Lotus 20 / 22	23.786	12.203	26:40.020	2:01.208	11
5	87	Stephane Rey (FRA)	Lola MK 5 A	31.936	8.150	26:48.170	2:01.213	7

Fastest time: 1:58.837 in lap 11 by nbr. 55: Manfredo Rossi Di Montelera (Lotus)

Publication-time

Results and lap times : www.raceresults.at

Timekeeping by : SDO SportTiming

Steward		Steward	Steward	<div>GALLET PRO TIMEKEEPING • SINCE 1466</div> <hr/> OFFICIAL TIMEKEEPER	
Harry Vossen		David Gray, Harry Vossen, Robert Margin			Robert Margin
Page 1 of 2					

Bosch Hockenheim Historic

7 , 50-2017 FIA 1FJ.Deu.270327

DMSB

FIA Lurani Trophy

Final results Race 1

20 - 23 April 2017

Hockenheimring GP - 4 574 mtr.

6	189	Bruno Ferrari (ITA)	Branca FJ	34.711	2.775	26:50.945	2:01.995	12
7	79	Pietro Vergnano (ITA)	Brabham BT 6	40.023	5.312	26:56.257	2:02.002	7
8	158	Patrick Daubrey (FRA)	Lotus 22	1:02.268	22.245	27:18.502	2:02.929	11
9	56	Joao Paulo Campos Costa (POR)	Lola MK 5	1:04.643	2.375	27:20.877	2:03.720	4
10	33	Andrea Guarino (ITA)	Lotus 22	1:43.518	38.875	27:59.752	2:06.769	10
11	85	Dr. Peter Laier (DEU)	Lotus 22	1:52.209	8.691	28:08.443	2:07.238	12
12	98	Chris Merrick (GBR)	Cooper T59	-- 12 laps --		26:33.517	2:10.437	8
13	99	Serge Krikhoff (CHE)	Lotus 22	1:32.463	1:32.463	28:05.980	2:05.986	9
14	59	Lars-Goran Sjoberg (SWE)	Cooper T59	2:40.568	1:08.105	29:14.085	2:14.874	3
15	70	John Fyda (SCO)	Brabham BT 6	-- 11 laps --		27:04.326	2:01.032	4
16	86	Caroline Abbou Rossi Di Montelera (FRA)	Brabham BT 6	-- 8 laps --		17:28.102	2:07.402	8
17	58	Richard Smeeton (GBR)	Wainer 63	-- 2 laps --		4:59.686	2:08.217	1

Inv

Started: 1 Not Started: 0 Classified: 1 Not Classified: 0


Pos	Nbr	Name	Car	Gap	Diff	Total time	Fastest	In
1	34	Marco Werner (DEU)	Lotus 22	-- 9 laps --		18:34.509	2:00.799	6

Fastest time: 1:58.837 in lap 11 by nbr. 55: Manfredo Rossi Di Montelera (Lotus)

Publication-time

Results and lap times : www.raceresults.at

Timekeeping by : SDO SportTiming

Results and lap times : www.raceresults.at		Timekeeping by : GDE Sport Timing		 GALLET PRO TIMEKEEPING • SINCE 1466 <hr/> OFFICIAL TIMEKEEPER
Steward	Steward	Steward		
Harry Vossen	David Gray, Harry Vossen, Robert Margin	Robert Margin		
Page 2 of 2				



BOSCH
Technik fürs Leben



GALLET
PRO TIMEKEEPING • SINCE 1466



Nbr	Name	Laps	lap	Lap ..1	Lap ..2	Lap ..3	Lap ..4	Lap ..5	Lap ..6	Lap ..7	Lap ..8	Lap ..9	Lap ..0
53	Philipp Buhofer	13	1 - 10	2:07.935	2:01.967	2:01.191	2:01.287	2:00.448	2:01.011	2:01.276	2:00.365	1:59.370	2:00.137
			11 - 20	1:59.282	2:00.017	1:59.741							
55	Manfredo Rossi Di Montelera	13	1 - 10	2:09.678	2:01.782	2:00.966	2:01.491	2:00.745	2:01.039	2:02.066	2:01.519	1:59.379	1:59.483
			11 - 20	1:58.837	2:01.345	2:05.206							
992	Pierre Tonetti	13	1 - 10	2:07.622	2:01.802	2:00.831	2:01.410	2:00.929	2:01.103	2:01.352	2:03.840	2:02.168	2:01.483
			11 - 20	2:01.832	2:01.234	2:00.499							
65	Urs Mueller	13	1 - 10	2:08.141	2:02.428	2:01.996	2:03.603	2:02.291	2:02.470	2:03.477	2:02.541	2:02.385	2:02.121
			11 - 20	2:01.208	2:02.121	2:01.474							
87	Stephane Rey	13	1 - 10	2:08.401	2:02.708	2:01.658	2:02.633	2:01.307	2:09.551	2:01.213	2:03.772	2:02.824	2:02.381
			11 - 20	2:01.949	2:02.073	2:03.445							
189	Bruno Ferrari	13	1 - 10	2:08.178	2:03.088	2:03.936	2:03.211	2:04.103	2:03.604	2:02.129	2:03.305	2:02.129	2:03.211
			11 - 20	2:02.965	2:01.995	2:03.710							
79	Pietro Vergnano	13	1 - 10	2:08.750	2:04.611	2:03.427	2:02.877	2:03.318	2:04.327	2:02.002	2:03.743	2:03.407	2:06.327
			11 - 20	2:03.002	2:03.224	2:02.207							
158	Patrick Daubreby	13	1 - 10	2:11.666	2:07.219	2:06.910	2:04.061	2:05.879	2:05.455	2:04.150	2:04.567	2:05.030	2:05.082
			11 - 20	2:02.929	2:05.060	2:03.235							
56	Joao Paulo Campos Costa	13	1 - 10	2:09.588	2:04.650	2:04.499	2:03.720	2:04.091	2:07.016	2:05.100	2:05.628	2:06.090	2:07.479
			11 - 20	2:06.157	2:05.124	2:05.760							
68	Bruno Weibel	13	1 - 10	2:11.728	2:06.608	2:07.491	2:04.006	2:03.637	2:05.961	2:04.705	2:04.162	2:05.661	2:06.258
			11 - 20	2:05.981	2:04.324	2:03.170							
33	Andrea Guarino	13	1 - 10	2:12.090	2:07.246	2:09.283	2:07.417	2:07.044	2:08.017	2:07.244	2:06.992	2:17.148	2:06.769
			11 - 20	2:07.340	2:07.601	2:09.406							
85	Dr. Peter Laier	13	1 - 10	2:14.559	2:10.369	2:09.714	2:09.677	2:10.710	2:09.844	2:08.611	2:07.468	2:07.307	2:07.652
			11 - 20	2:08.390	2:07.238	2:07.243							
98	Chris Merrick	12	1 - 10	2:14.334	2:12.493	2:13.009	2:11.724	2:12.251	2:11.539	2:10.529	2:10.437	2:11.376	2:11.712
			11 - 20	2:11.867	2:12.618								
38	Pierre Guichard	12	1 - 10	2:20.862	2:18.726	2:17.516	2:17.618	2:18.087	2:18.309	2:19.016	2:18.969	2:20.531	2:17.531
			11 - 20	2:16.411	2:16.413								
41	Peter Knoefel	12	1 - 10	2:24.311	2:21.859	2:19.889	2:17.712	2:16.909	2:16.099	2:18.104	2:16.720	2:18.363	2:18.298
			11 - 20	2:15.599	2:16.587								
73	Oliver Hartmann	12	1 - 10	2:29.860	2:21.993	2:19.908	2:24.372	2:19.808	2:18.839	2:16.705	2:16.293	2:17.345	2:15.100
			11 - 20	2:15.559	2:15.911								
99	Serge Krikhoff	12	1 - 10	2:09.227	2:10.078	2:06.939	2:08.608	2:08.233	2:07.548	2:08.584	2:07.494	2:05.986	2:07.989
			11 - 20	2:07.467	2:08.612								
63	Daniele Salodini	12	1 - 10	2:21.212	2:21.367	2:18.921	2:19.263	2:18.574	2:18.216	2:20.619	2:21.868	2:23.477	2:21.155

Bosch Hockenheim Historic

DMSB 107-2017 , 50-2017
FIA 1FJ.Deu.270327

DMSB

FIA Lurani Trophy
Laptimes - Race 1

20 - 23 April 2017
Hockenheimring GP - 4574 mtr.

Nbr	Name	Laps	lap	Lap ..1	Lap ..2	Lap ..3	Lap ..4	Lap ..5	Lap ..6	Lap ..7	Lap ..8	Lap ..9	Lap ..0
			11 - 20	2:21.182	2:21.503								
59	Lars-Goran Spberg	12	1 - 10	2:24.059	2:35.136	2:14.874	2:27.440	2:17.664	2:20.307	2:19.904	2:20.866	2:21.939	2:19.516
			11 - 20	2:17.586	3:02.322								
4	Floris-Jan Hekker	11	1 - 10	2:23.749	2:22.032	2:20.786	2:20.890	2:20.660	2:23.522	2:23.057	2:21.376	2:24.938	2:24.874
			11 - 20	2:20.130									
70	John Fyda	11	1 - 10	2:06.137	2:02.078	6:38.414	2:01.032	2:01.219	2:01.261	2:01.959	2:02.987	2:01.243	2:01.766
			11 - 20	2:01.383									
6	Carlo Incerti	11	1 - 10	2:30.834	2:31.472	2:28.474	2:28.507	2:26.357	2:28.472	2:28.270	2:28.443	2:28.832	2:29.268
			11 - 20	2:29.372									
67	Bob Birrell	11	1 - 10	2:33.365	2:27.637	2:29.093	2:29.358	2:34.989	2:29.138	2:32.922	2:34.328	2:30.917	2:34.009
			11 - 20	2:31.294									
32	Gilbert Lenoir	11	1 - 10	2:37.131	2:36.965	2:34.967	2:37.241	2:34.872	2:35.858	2:34.095	2:34.632	2:32.987	2:38.122
			11 - 20	2:36.803									
34	Marco Werner	9	1 - 10	2:05.980	2:01.172	2:00.860	2:01.160	2:01.795	2:00.799	2:00.852	2:16.332	2:01.133	
86	Caroline Abbou Rossi Di Montelera	8	1 - 10	2:13.330	2:11.149	2:09.716	2:10.415	2:09.985	2:08.404	2:08.533	2:07.402		
16	Guido Di Egidio	5	1 - 10	2:24.946	2:23.485	2:21.785	2:21.159	2:21.113					
140	Mchael Ashley-Brown	5	1 - 10	2:30.699	2:29.635	2:27.100	2:31.495	2:39.504					
58	Richard Smeeton	2	1 - 10	2:08.217	2:49.280								

Bosch Hockenheim Historic

DMSB 107-2017 , 50-2017
FIA 1FJ.Deu.270327

DMSB

20 - 23 April 2017

Hockenheimring GP - 4574 mtr.

FIA Lurani Trophy Sector analyse - Race 1

Pos	Nbr	Name / Team name	Sector 1			Sector 2			Sector 3			Theoretical best	Actual best	In
			time	Lap	pos	time	Lap	pos	time	Lap	pos			
1	53	Philipp Buhofer (CHE)	26.432	10	2	54.821	9	3	37.762	11	2	1:59.015	1:59.282	11
2	55	Manfredo Rossi Di Montelera (ITA)	26.273	10	1	54.817	11	2	37.587	11	1	1:58.677	1:58.837	11
3	992	Pierre Tonetti (ITA)	26.751	13	7	54.773	9	1	38.289	6	5	1:59.813	2:00.499	13
4	65	Urs Mueller (CHE)	26.638	11	5	55.634	13	6	38.448	10	6	2:00.720	2:01.208	11
5	87	Stephane Rey (FRA)	26.632	5	4	55.776	11	8	38.574	5	8	2:00.982	2:01.213	7
6	189	Bruno Ferrari (ITA)	26.982	7	9	55.686	12	7	38.840	9	11	2:01.508	2:01.995	12
7	79	Pietro Vergnano (ITA)	26.908	7	8	56.342	13	10	38.462	13	7	2:01.712	2:02.002	7
8	158	Patrick Daubrey (FRA)	27.116	11	10	56.447	11	11	38.647	13	10	2:02.210	2:02.929	11
9	56	Joao Paulo Campos Costa (POR)	27.431	5	12	56.192	4	9	39.797	4	13	2:03.420	2:03.720	4
10	68	Bruno Weibel (CHE)	27.291	11	11	57.345	5	13	38.241	13	4	2:02.877	2:03.170	13
11	33	Andrea Guarino (ITA)	27.892	7	14	57.854	11	15	39.941	10	14	2:05.687	2:06.769	10
12	85	Dr. Peter Laier (DEU)	27.954	11	15	58.107	11	17	40.087	10	15	2:06.148	2:07.238	12
13	98	Chris Merrick (GBR)	28.913	10	18	1:00.418	8	18	40.619	7	17	2:09.950	2:10.437	8
14	38	Pierre Guichard (DEN)	30.349	11	23	1:02.217	12	21	43.340	12	21	2:15.906	2:16.411	11
15	41	Peter Knoefel (DEU)	30.027	6	21	1:02.723	4	22	41.777	11	19	2:14.527	2:15.599	11
16	73	Oliver Hartmann (DEU)	29.733	10	20	1:01.177	12	19	43.392	12	22	2:14.302	2:15.100	10
17	99	Serge Krikhoff (CHE)	27.851	10	13	57.650	9	14	40.203	9	16	2:05.704	2:05.986	9
18	63	Daniele Salodini (ITA)	30.306	5	22	1:03.071	6	23	44.271	7	24	2:17.648	2:18.216	6
19	59	Lars-Goran Sjoberg (SWE)	29.250	11	19	1:01.663	3	20	42.189	5	20	2:13.102	2:14.874	3
20	4	Floris-Jan Hekker (NED)	31.143	11	25	1:04.764	11	25	44.157	7	23	2:20.064	2:20.130	11
21	70	John Fyda (SCO)	26.549	5	3	55.084	11	4	38.617	1	9	2:00.250	2:01.032	4
22	6	Carlo Incerti (ITA)	32.696	6	27	1:06.014	5	27	46.962	5	28	2:25.672	2:26.357	5
23	67	Bob Birrell (GBR)	32.847	2	28	1:07.564	2	28	46.073	3	26	2:26.484	2:27.637	2
24	32	Gilbert Lenoir (FRA)	34.117	9	29	1:08.321	7	29	49.773	8	29	2:32.211	2:32.987	9
25	34	Marco Werner (DEU)	26.671	9	6	55.167	4	5	37.946	6	3	1:59.784	2:00.799	6
26	86	Caroline Abbou Rossi Di Montelera (FRA)	28.283	9	17	58.061	8	16	40.887	7	18	2:07.231	2:07.402	8
27	16	Guido Di Egidio (ITA)	31.049	6	24	1:04.231	5	24	44.571	5	25	2:19.851	2:21.113	5
28	140	Michael Ashley-Brown (GBR)	31.853	3	26	1:05.719	3	26	46.879	4	27	2:24.451	2:27.100	3
29	58	Richard Smeeton (GBR)	28.024	2	16	56.954	1	12	38.896	1	12	2:03.874	2:08.217	1

Bosch Hockenheim Historic

DMSB 107-2017 , 50-2017
FIA 1FJ.Deu.270327

DMSB

FIA Lurani Trophy

20 - 23 April 2017

Laps and Sector Times - Race 1

Hockenheimring GP - 4 574 mtr.

4	Floris-Jan Hekker (NED)									Rayberg FJ									
lap	Sect-1	Speed	Sect-2	Speed	Sect-3	Speed	TopSpeed	laptime	pit	lap	Sect-1	Speed	Sect-2	Speed	Sect-3	Speed	Topspeed	laptime	pit
1	33.856	112.5	1:05.352	135.8	44.541	144.0	181.8	2:23.749		7	31.754	113.7	1:07.146	134.5	44.157	141.4	176.2	2:23.057	
2	31.435	112.9	1:05.466	137.8	45.131	143.8	181.5	2:22.032		8	31.921	115.3	1:05.245	135.3	44.210	141.5	175.6	2:21.376	
3	31.528	113.7	1:04.929	137.8	44.329	142.7	179.1	2:20.786		9	32.207	114.2	1:08.076	136.4	44.655	141.9	173.4	2:24.938	
4	31.205	116.3	1:05.187	133.8	44.498	141.9	180.9	2:20.890		10	32.298	108.9	1:06.793	135.3	45.783	142.3	178.2	2:24.874	
5	31.494	111.1	1:04.786	138.3	44.380	140.6	180.0	2:20.660		11	31.143	113.2	1:04.764	137.8	44.223	142.3	175.3	2:20.130	
6	31.805	113.6	1:06.341	137.4	45.376	136.7	176.8	2:23.522		12									

6	Carlo Incerti (ITA)									Stanguellini FJ									
lap	Sect-1	Speed	Sect-2	Speed	Sect-3	Speed	TopSpeed	laptime	pit	lap	Sect-1	Speed	Sect-2	Speed	Sect-3	Speed	Topspeed	laptime	pit
1	35.115	111.2	1:07.096	134.2	48.623	140.1	183.4	2:30.834		7	33.022	114.5	1:06.883	132.8	48.365	141.9	174.8	2:28.270	
2	34.812	109.0	1:08.206	134.8	48.454	140.3	181.5	2:31.472		8	33.468	110.4	1:07.843	129.7	47.132	139.7	169.3	2:28.443	
3	34.028	111.8	1:06.354	136.4	48.092	142.7	182.1	2:28.474		9	32.870	113.9	1:08.732	133.3	47.230	142.9	174.2	2:28.832	
4	33.796	111.9	1:06.878	134.7	47.833	140.3	174.2	2:28.507		10	33.607	113.2	1:08.663	132.8	46.998	139.5	174.5	2:29.268	
5	33.381	113.8	1:06.014	135.3	46.962	140.8	181.8	2:26.357		11	33.332	112.7	1:08.090	130.6	47.950	141.9	173.4	2:29.372	
6	32.696	115.4	1:07.379	132.8	48.397	140.4	181.2	2:28.472		12									

16	Guido Di Egidio (ITA)									Stanguellini FJ									
lap	Sect-1	Speed	Sect-2	Speed	Sect-3	Speed	TopSpeed	laptime	pit	lap	Sect-1	Speed	Sect-2	Speed	Sect-3	Speed	Topspeed	laptime	pit
1	34.028	114.3	1:04.811	139.0	46.107	140.6	181.8	2:24.946		4	31.383	119.2	1:04.499	<u>139.4</u>	45.277	140.1	179.4	2:21.159	
2	32.240	113.1	1:05.113	137.9	46.132	142.1	180.0	2:23.485		5	32.311	116.4	<u>1:04.231</u>	139.2	44.571	142.7	180.0	2:21.113	
3	31.880	118.4	1:04.789	138.5	45.116	142.5	182.4	2:21.785		6									

32	Gilbert Lenoir (FRA)									Elva 200									
lap	Sect-1	Speed	Sect-2	Speed	Sect-3	Speed	TopSpeed	laptime	pit	lap	Sect-1	Speed	Sect-2	Speed	Sect-3	Speed	Topspeed	laptime	pit
1	35.623	108.8	1:10.394	134.5	51.114	144.8	170.9	2:37.131		7	34.374	115.6	<u>1:08.321</u>	136.7	51.400	<u>145.2</u>	175.9	2:34.095	
2	34.877	109.4	1:10.993	136.0	51.095	142.7	175.6	2:36.965		8	34.434	111.5	1:10.425	136.7	<u>49.773</u>	142.5	172.2	2:34.632	
3	34.323	<u>118.3</u>	1:10.071	136.4	50.573	143.2	<u>178.5</u>	2:34.967		9	<u>34.117</u>	116.3	1:08.879	137.2	49.991	139.7	175.0	<u>2:32.987</u>	
4	34.181	114.8	1:11.724	135.5	51.336	142.3	173.1	2:37.241		10	34.780	111.1	1:12.135	<u>137.9</u>	51.207	142.9	159.1	2:38.122	
5	34.522	115.4	1:09.486	136.4	50.864	142.5	173.9	2:34.872		11	34.992	109.6	1:10.394	135.2	51.417	125.6	169.8	2:36.803	
6	34.668	113.4	1:10.899	136.7	50.291	142.1	167.4	2:35.858		12									

33	Andrea Guarino (ITA)									Lotus 22									
lap	Sect-1	Speed	Sect-2	Speed	Sect-3	Speed	TopSpeed	laptime	pit	lap	Sect-1	Speed	Sect-2	Speed	Sect-3	Speed	Topspeed	laptime	pit
1	32.117	119.7	58.661	151.7	41.312	160.7	209.7	2:12.090		8	28.240	127.1	58.142	153.6	40.610	161.4	207.7	2:06.992	
2	28.475	128.3	58.322	155.2	40.449	161.0	210.1	2:07.246		9	28.063	124.6	58.471	153.4	50.614	155.2	208.5	2:17.148	
3	28.673	125.6	58.844	150.2	41.766	162.7	209.3	2:09.283		10	28.288	<u>128.7</u>	58.540	156.1	<u>39.941</u>	163.1	208.1	<u>2:06.769</u>	
4	28.414	122.0	58.376	153.4	40.627	161.0	210.1	2:07.417		11	28.973	122.0	<u>57.854</u>	155.6	40.513	162.2	207.3	2:07.340	
5	28.809	126.5	58.146	154.9	40.089	159.8	209.3	2:07.044		12	27.971	125.0	59.113	153.6	40.517	<u>165.1</u>	<u>211.4</u>	2:07.601	
6	27.944	125.9	58.808	154.5	41.265	160.7	210.9	2:08.017		13	29.558	127.2	58.368	<u>156.3</u>	41.480	156.5	208.5	2:09.406	
7	27.892	126.5	58.600	151.3	40.752	161.0	210.1	2:07.244		14									

34	Marco Werner (DEU)									Lotus 22									
lap	Sect-1	Speed	Sect-2	Speed	Sect-3	Speed	TopSpeed	laptime	pit	lap	Sect-1	Speed	Sect-2	Speed	Sect-3	Speed	Topspeed	laptime	pit
1	30.629	133.7	56.767	161.4	38.584	168.0	215.6	2:05.980		6	27.676	135.0	55.177	164.1	37.946	168.2	213.9	2:00.799	
2	27.829	133.2	55.193	163.6	38.150	165.1	213.4	2:01.172		7	27.153	134.3	55.296	164.1	38.403	167.4	216.0	2:00.852	
3	27.171	133.5	55.248	162.7	38.441	164.6	217.7	2:00.860		8	26.989	125.7	1:10.671	161.0	38.672	166.7	210.1	2:16.332	
4	27.355	135.0	55.167	161.0	38.638	168.0	215.6	2:01.160		9	26.671	130.1	55.826	157.0	38.636	160.7	209.3	2:01.133	
5	28.072	133.8	55.714	163.1	38.009	169.3	217.7	2:01.795		10									

38	Pierre Guichard (DEN)									Faccioli FJ									
lap	Sect-1	Speed	Sect-2	Speed	Sect-3	Speed	TopSpeed	laptime	pit	lap	Sect-1	Speed	Sect-2	Speed	Sect-3	Speed	Topspeed	laptime	pit
1	33.181	118.7	1:03.255	147.3	44.426	146.9	184.3	2:20.862		7	30.569	125.4	1:03.517	149.2	44.930	147.1	185.6	2:19.016	
2	31.106	120.0	1:03.212	142.5	44.408	145.2	193.9	2:18.726		8	31.390	121.3	1:02.779	148.6	44.800	147.5	190.8	2:18.969	
3	31.202	123.9	1:02.489	147.7	43.825	148.1	192.9	2:17.516		9	31.622	115.9	1:03.594	149.4	45.315	147.3	192.9	2:20.531	
4	30.591	122.2	1:02.478	148.6	44.549	146.1	193.9	2:17.618		10	30.428	123.9	1:03.181	146.5	43.922	149.2	190.5	2:17.531	
5	30.892	121.5	1:02.944	140.6	44.251	147.1	192.9	2:18.087		11	30.349	122.9	1:02.320	147.9	43.742	151.3	191.2	2:16.411	

Bosch Hockenheim Historic

DMSB 107-2017, 50-2017
FIA 1FJ.Deu.270327

DMSB

FIA Lurani Trophy

20 - 23 April 2017

Laps and Sector Times - Race 1

Hockenheimring GP - 4 574 mtr.

6	30.931	119.7	1:02.736	149.8	44.642	144.4	192.5	2:18.309	12	30.856	117.0	1:02.217	149.0	43.340	150.2	191.2	2:16.413
---	--------	-------	----------	-------	--------	-------	-------	----------	----	--------	-------	----------	-------	--------	-------	-------	----------

41	Peter Knoefel (DEU)									Emeryson FJ									
lap	Sect-1	Speed	Sect-2	Speed	Sect-3	Speed	TopSpeed	laptime	pit	lap	Sect-1	Speed	Sect-2	Speed	Sect-3	Speed	Topspeed	laptime	pit
1	33.495	119.3	1:06.090	137.4	44.726	150.0	174.5	2:24.311		7	30.901	115.4	1:04.020	141.2	43.183	148.1	184.6	2:18.104	
2	33.805	112.3	1:03.193	141.0	44.861	145.4	177.9	2:21.859		8	30.307	117.5	1:02.908	140.6	43.505	146.9	180.6	2:16.720	
3	31.778	120.7	1:03.530	133.7	44.581	<u>150.6</u>	176.5	2:19.889		9	30.923	118.6	1:05.361	141.2	42.079	146.1	175.9	2:18.363	
4	32.039	122.6	<u>1:02.723</u>	<u>143.2</u>	42.950	143.2	185.6	2:17.712		10	30.029	<u>125.7</u>	1:03.261	141.0	45.008	145.4	185.6	2:18.298	
5	30.779	123.3	1:03.427	140.8	42.703	144.8	<u>188.5</u>	2:16.909		11	30.734	122.2	1:03.088	140.4	<u>41.777</u>	148.1	185.2	<u>2:15.599</u>	
6	30.027	119.7	1:02.974	141.9	43.098	142.3	181.5	2:16.099		12	30.275	124.1	1:03.080	140.6	<u>43.232</u>	149.8	182.7	2:16.587	

53	Philipp Buhofer (CHE)									Lola Mk5A									
lap	Sect-1	Speed	Sect-2	Speed	Sect-3	Speed	TopSpeed	laptime	pit	lap	Sect-1	Speed	Sect-2	Speed	Sect-3	Speed	Topspeed	laptime	pit
1	31.909	135.7	56.372	161.2	39.654	167.7	212.2	2:07.935		8	27.067	133.5	55.223	161.7	38.075	166.4	214.7	2:00.365	
2	27.101	133.3	55.925	161.4	38.941	169.0	211.8	2:01.967		9	26.556	134.2	<u>54.821</u>	162.7	37.993	167.2	213.0	1:59.370	
3	26.914	136.4	55.549	163.6	38.728	165.4	214.7	2:01.191		10	<u>26.432</u>	<u>137.6</u>	55.280	162.2	38.425	164.9	212.6	2:00.137	
4	27.560	127.2	55.501	161.4	38.226	168.8	214.3	2:01.287		11	26.623	136.5	54.897	163.4	<u>37.762</u>	168.5	213.4	<u>1:59.282</u>	
5	26.918	135.5	55.600	162.4	37.930	<u>170.1</u>	<u>218.2</u>	2:00.448		12	26.482	134.7	55.585	159.3	37.950	167.7	213.0	2:00.017	
6	27.793	136.0	55.046	<u>164.4</u>	38.172	168.0	214.7	2:01.011		13	26.468	135.2	55.110	161.9	38.163	168.0	213.4	1:59.741	
7	27.207	134.2		55.167	162.2	38.902	169.8	216.4	2:01.276	14									

55	Manfredo Rossi Di Montelera (ITA)									Lotus 22									
lap	Sect-1	Speed	Sect-2	Speed	Sect-3	Speed	TopSpeed	laptime	pit	lap	Sect-1	Speed	Sect-2	Speed	Sect-3	Speed	Topspeed	laptime	pi
1		132.5	56.269	158.6	39.532	164.4	213.0	2:09.678		8	27.114	122.6	56.394	161.4	38.011	163.9	210.1	2:01.519	
2	27.423	134.7	55.560	157.9	38.799	<u>166.9</u>	211.8	2:01.782		9	26.417	134.5	55.009	158.8	37.953	164.1	210.5	1:59.379	
3	27.092	137.2	55.163	160.2	38.711	165.1	215.6	2:00.966		10	<u>26.273</u>	136.2	55.396	159.5	37.814	163.9	210.5	1:59.483	
4	27.775	134.5	55.010	159.5	38.706	166.7	214.7	2:01.491		11	26.433	137.1	<u>54.817</u>	161.4	<u>37.587</u>	165.1	210.5	<u>1:58.837</u>	
5	27.189	<u>137.4</u>	55.230	160.7	38.326	166.7	215.1	2:00.745		12	26.418	136.4	56.514	157.9	38.413	162.4	211.4	2:01.345	
6	27.544	135.8	55.205	161.4	38.290	166.7	<u>216.0</u>	2:01.039		13	27.054	128.3	57.610	156.1	40.542	141.0	208.9	2:05.206	
7	27.939	128.9	55.390	162.2	38.737	166.2	212.6	2:02.066		14									

56	Joao Paulo Campos Costa (POR)									Lola MK 5									
lap	Sect-1	Speed	Sect-2	Speed	Sect-3	Speed	TopSpeed	laptime	pit	lap	Sect-1	Speed	Sect-2	Speed	Sect-3	Speed	Topspeed	laptime	pi
1	31.602	131.4	57.813	158.8	40.173	165.4	205.3	2:09.588		8	27.803	133.5	57.231	160.0	40.594	162.7	212.2	2:05.628	
2	27.747	134.3	56.928	160.2	39.975	164.4	214.7	2:04.650		9	27.832	130.6	57.564	157.4	40.694	163.9	213.0	2:06.090	
3	27.552	126.5	57.092	156.7	39.855	164.9	213.0	2:04.499		10	28.628	131.4	58.524	158.4	40.327	164.9	212.6	2:07.479	
4	27.731	136.2	56.192	158.4	39.797	164.6	213.0	2:03.720		11	28.274	131.9	57.581	157.4	40.302	163.6	212.2	2:06.157	
5	27.431	135.2	56.458	158.4	40.202	163.1	212.2	2:04.091		12	27.834	134.7	56.798	158.8	40.492	162.7	211.8	2:05.124	
6	27.974	135.5	58.070	158.1	40.972	165.4	212.2	2:07.016		13	28.502	136.9	56.989	160.0	40.269	165.1	208.1	2:05.760	
7	28.483	135.2	56.651	158.4	39.966	164.6	210.5	2:05.100		14									

58	Richard Smeeton (GBR)									Wainer 63									
lap	Sect-1	Speed	Sect-2	Speed	Sect-3	Speed	TopSpeed	laptime	pit	lap	Sect-1	Speed	Sect-2	Speed	Sect-3	Speed	Topspeed	laptime	pit
1	32.367	137.6	56.954	158.8	38.896	165.4	213.4	2:08.217		2	28.024	127.7	1:10.835	98.3	In		165.1	2:49.280	P

59	Lars-Goran Sjoberg (SWE)									Cooper T59									
lap	Sect-1	Speed	Sect-2	Speed	Sect-3	Speed	TopSpeed	laptime	pit	lap	Sect-1	Speed	Sect-2	Speed	Sect-3	Speed	Topspeed	laptime	pit
1	33.244	112.3	1:06.434	145.0	44.381	133.2	197.8	2:24.059		7	32.132	118.4	1:05.405	145.0	42.367	149.0	158.8	2:19.904	
2	30.114	119.9	1:01.859	151.7	1:03.163	147.7	<u>198.5</u>	2:35.136		8	31.691	100.8	1:05.796	143.0	43.379	146.7	156.7	2:20.866	
3	30.275	116.9	<u>1:01.663</u>	151.0	42.936	146.9	196.7	<u>2:14.874</u>		9	31.039	112.4	1:08.090	150.0	42.810	<u>149.6</u>	138.8	2:21.939	
4	30.779	<u>120.7</u>	1:05.053	145.9	51.608	146.7	190.8	2:27.440		10	31.837	118.4	1:04.383	<u>152.3</u>	43.296	146.5	163.9	2:19.516	
5	30.875	118.8	1:04.600	144.2	<u>42.189</u>	144.8	165.6	2:17.664		11	<u>29.250</u>	119.1	1:05.333	144.6	43.003	144.6	166.4	2:17.586	
6	32.521	101.0	1:04.415	144.4	43.371	142.7	181.5	2:20.307		12	46.277	108.1	1:15.804	122.4	1:00.241		136.0	3:02.322	

63	Daniele Salodini (ITA)									Taraschi FJ									
lap	Sect-1	Speed	Sect-2	Speed	Sect-3	Speed	TopSpeed	laptime	pit	lap	Sect-1	Speed	Sect-2	Speed	Sect-3	Speed	Topspeed	laptime	pit
1	32.698	114.0	1:03.118	141.5	45.396	149.4	172.2	2:21.212		7	31.143	110.9	1:05.205	142.5	<u>44.271</u>	150.2	180.9	2:20.619	
2	31.105	106.9	1:04.045	141.9	46.217	147.9	179.1	2:21.367		8	31.999	116.0	1:04.353	141.2	<u>45.516</u>	149.6	184.3	2:21.868	

Bosch Hockenheim Historic

DMSB 107-2017, 50-2017
FIA 1FJ.Deu.270327

DMSB

FIA Lurani Trophy

20 - 23 April 2017

Laps and Sector Times - Race 1

Hockenheimring GP - 4 574 mtr.

3	30.364	109.6	1:04.024	141.9	44.533	<u>150.6</u>	179.4	2:18.921	9	32.209	111.1	1:06.297	142.5	44.971	150.0	167.2	2:23.477
4	30.601	107.0	1:03.995	142.3	44.667	150.4	184.3	2:19.263	10	30.946	109.1	1:04.111	140.6	46.098	149.6	183.4	2:21.155
5	<u>30.306</u>	107.0	1:03.878	142.5	44.390	149.4	<u>184.9</u>	2:18.574	11	31.114	111.1	1:04.855	141.7	45.213	147.5	175.3	2:21.182
6	30.550	110.1	<u>1:03.071</u>	<u>143.4</u>	44.595	150.0	<u>184.9</u>	<u>2:18.216</u>	12	31.021	106.8	1:04.615	140.3	45.867	143.4	175.6	2:21.503

65	Urs Mueller (CHE)									Lotus 20 / 22									
lap	Sect-1	Speed	Sect-2	Speed	Sect-3	Speed	TopSpeed	laptime	pit	lap	Sect-1	Speed	Sect-2	Speed	Sect-3	Speed	Topspeed	laptime	pi
1	31.015	135.5	58.139	161.2	38.987	165.4	213.0	2:08.141		8	27.343	138.1	56.531	158.1	38.667	167.4	212.2	2:02.541	
2	27.168	134.3	56.296	161.7	38.964	164.6	211.8	2:02.428		9	27.934	138.1	55.744	162.2	38.707	165.4	211.8	2:02.385	
3	26.992	136.2	56.411	158.1	38.593	164.4	212.6	2:01.996		10	26.800	134.8	56.873	161.0	<u>38.448</u>	165.6	211.8	2:02.121	
4	27.127	137.1	57.443	160.7	39.033	<u>168.2</u>	213.0	2:03.603		11	<u>26.638</u>	135.8	55.882	159.5	38.688	166.9	212.2	<u>2:01.208</u>	
5	26.707	138.1	56.794	<u>162.4</u>	38.790	166.7	<u>216.9</u>	2:02.291		12	27.253	137.1	56.001	161.9	38.867	164.6	210.9	2:02.121	
6	27.371	136.4	56.527	159.5	38.572	165.4	211.4	2:02.470		13	27.227	137.9	<u>55.634</u>	161.2	38.613	165.6	211.8	2:01.474	
7	27.128	138.8	56.805	157.0	39.544	165.1	212.2	2:03.477		14									

67	Bob Birrell (GBR)									Lotus 20									
lap	Sect-1	Speed	Sect-2	Speed	Sect-3	Speed	TopSpeed	laptime	pit	lap	Sect-1	Speed	Sect-2	Speed	Sect-3	Speed	Topspeed	laptime	pit
1	36.540	111.7	1:09.620	132.5	47.205	141.7	167.4	2:33.365		7	35.431	100.6	1:08.771	136.2	48.720	141.5	169.8	2:32.922	
2	<u>32.847</u>	116.1	<u>1:07.564</u>	<u>140.6</u>	47.226	145.7	162.9	<u>2:27.637</u>		8	33.945	109.0	1:11.561	133.3	48.822	135.2	153.2	2:34.328	
3	33.041	111.0	1:09.979	139.4	<u>46.073</u>	<u>145.9</u>	172.0	2:29.093		9	33.190	108.4	1:10.506	130.9	47.221	141.9	161.2	2:30.917	
4	33.651	112.5	1:09.634	135.5	46.073	144.8	156.5	2:29.358		10	32.994	101.1	1:13.757	138.5	47.258	140.6	<u>177.0</u>	2:34.009	
5	37.427	97.0	1:10.595	135.7	46.967	141.9	165.9	2:34.989		11	34.201	102.6	1:10.494	135.5	46.599	140.6	157.0	2:31.294	
6	33.298	116.3	1:08.874	135.8	46.966	141.2	170.3	2:29.138		12									

68	Bruno Weibel (CHE)									Lotus 20									
lap	Sect-1	Speed	Sect-2	Speed	Sect-3	Speed	TopSpeed	laptime	pit	lap	Sect-1	Speed	Sect-2	Speed	Sect-3	Speed	Topspeed	laptime	pi
1	31.233	128.0	59.878	155.8	40.617	160.7	193.9	2:11.728		8	27.902	131.2	57.667	157.0	38.593	163.1	200.4	2:04.162	
2	28.367	130.8	58.285	157.7	39.956	159.3	197.1	2:06.608		9	27.777	129.3	58.590	157.2	39.294	160.2	201.1	2:05.661	
3	28.622	<u>132.5</u>	59.174	154.7	39.695	164.4	205.3	2:07.491		10	28.268	131.1	59.133	<u>159.5</u>	38.857	164.4	190.5	2:06.258	
4	27.755	130.6	57.844	156.7	38.407	164.9	203.8	2:04.006		11	<u>27.291</u>	132.0	59.573	156.5	39.117	163.6	203.8	2:05.981	
5	27.845	130.4	<u>57.345</u>	156.5	38.447	162.2	<u>205.7</u>	2:03.637		12	27.763	131.2	58.010	157.2	38.551	162.9	199.6	2:04.324	
6	28.933	130.8	57.786	156.7	39.242	159.8	199.6	2:05.961		13	27.482	131.4	57.447	157.4	<u>38.241</u>	<u>165.9</u>	201.1	<u>2:03.170</u>	
7	27.652	128.1	58.232	155.8	38.821	161.7	200.4	2:04.705		14									

70	John Fyda (SCO)									Brabham BT6									
lap	Sect-1	Speed	Sect-2	Speed	Sect-3	Speed	TopSpeed	laptime	pit	lap	Sect-1	Speed	Sect-2	Speed	Sect-3	Speed	Topspeed	laptime	pit
1	30.688	137.8	56.832	165.1	<u>38.617</u>	<u>175.9</u>	<u>222.2</u>	2:06.137		7	26.948	136.0	56.067	<u>165.9</u>	38.944	171.7	218.6	2:01.959	
2	27.673	132.0	55.690	<u>165.9</u>	38.715	171.4	221.8	2:02.078		8	27.427	130.9	56.229	165.1	39.331	171.7	216.0	2:02.987	
3	5:03.513	128.1	56.117	164.6	38.784	170.1	218.6	6:38.414		9	26.929	136.5	55.516	164.6	38.798	171.4	216.9	2:01.243	
4	26.663	<u>141.2</u>	55.646	164.1	38.723	172.5	218.2	<u>2:01.032</u>		10	27.018	131.1	55.984	164.6	38.764	172.0	217.3	2:01.766	
5	<u>26.549</u>	137.8	55.942	164.4	38.728	170.6	219.1	2:01.219		11	27.643	139.4	<u>55.084</u>	165.1	38.656	173.6	219.1	2:01.383	
6	27.172	139.4	55.160	165.1	38.929	171.7	220.4	2:01.261		12									

73	Oliver Hartmann (DEU)									Lotus 20									
lap	Sect-1	Speed	Sect-2	Speed	Sect-3	Speed	TopSpeed	laptime	pit	lap	Sect-1	Speed	Sect-2	Speed	Sect-3	Speed	Topspeed	laptime	pi
1	35.347	112.5	1:06.376	148.4	48.137	154.9	178.5	2:29.860		7	30.740	121.5	1:02.457	147.9	43.508	<u>160.2</u>	201.1	2:16.705	
2	31.971	120.4	1:03.938	146.3	46.084	154.3	192.9	2:21.993		8	29.953	122.7	1:02.178	<u>152.3</u>	44.162	154.1	195.3	2:16.293	
3	31.648	121.8	1:03.431	144.2	44.829	157.2	199.3	2:19.908		9	30.319	<u>125.9</u>	1:03.230	148.8	43.796	155.4	195.7	2:17.345	
4	33.509	118.4	1:04.123	150.2	46.740	152.8	188.5	2:24.372		10	<u>29.733</u>	125.0	1:01.407	150.2	43.960	157.7	198.2	<u>2:15.100</u>	
5	32.059	125.0	1:02.746	144.8	45.003	154.5	194.2	2:19.808		11	30.022	124.7	1:01.934	149.4	43.603	154.9	202.6	2:15.559	
6	30.746	120.7	1:03.371	148.8	44.722	156.1	196.7	2:18.839		12	31.342	122.9	1:01.177	148.8	<u>43.392</u>	154.1	<u>204.9</u>	2:15.911	

79	Pietro Vergnano (ITA)									Brabham BT6									
lap	Sect-1	Speed	Sect-2	Speed	Sect-3	Speed	TopSpeed	laptime	pit	lap	Sect-1	Speed	Sect-2	Speed	Sect-3	Speed	Topspeed	laptime	pit
1	31.947	125.7	57.664	157.4	39.139	162.9	209.3	2:08.750		8	27.270	134.3	57.744	156.3	38.729	161.2	208.9	2:03.743	
2	27.766	132.4	57.825	157.7	39.020	158.8	206.9	2:04.611		9	27.517	130.1	57.216	<u>158.4</u>	38.674	162.2	206.9	2:03.407	
3	27.717	126.9	56.991	156.5	38.719	160.5	206.5	2:03.427		10	28.913	128.0	58.539	151.9	38.875	160.5	206.5	2:06.327	
4	27.140	134.0	56.852	155.2	38.885	161.4	208.5	2:02.877		11	27.287	132.5	56.691	156.7	39.024	160.0	204.9	2:03.002	
5	27.158	134.3	56.665	155.6	39.495	161.7	210.5	2:03.318		12	27.371	132.4	56.966	157.9	38.887	159.1	206.9	2:03.224	

Bosch Hockenheim Historic

DMSB 107-2017, 50-2017
FIA 1FJ.Deu.270327

DMSB

FIA Lurani Trophy

20 - 23 April 2017

Laps and Sector Times - Race 1

Hockenheimring GP - 4574 mtr.

6	27.823	134.0	57.636	155.8	38.868	163.1	209.7	2:04.327	13	27.403	134.2	<u>56.342</u>	157.2	<u>38.462</u>	160.0	206.5	2:02.207
7	<u>26.908</u>	<u>136.0</u>	56.622	156.5	38.472	<u>164.4</u>	209.3	<u>2:02.002</u>	14								

85	Dr. Peter Laier (DEU)									Lotus 22									
lap	Sect-1	Speed	Sect-2	Speed	Sect-3	Speed	T opSpeed	laptime	pit	lap	Sect-1	Speed	Sect-2	Speed	Sect-3	Speed	T opspeed	laptime	pi
1	31.570	119.3	1:02.007	149.8	40.982	159.1	201.5	2:14.559		8	28.796	121.5	58.225	154.7	40.447	160.5	204.2	2:07.468	
2	29.368	127.1	58.949	151.7	42.052	158.1	204.5	2:10.369		9	28.092	<u>129.5</u>	58.814	152.5	40.401	158.6	204.2	2:07.307	
3	28.983	127.7	58.893	153.8	41.838	157.4	204.2	2:09.714		10	28.058	128.6	59.507	153.0	<u>40.087</u>	160.5	179.1	2:07.652	
4	28.914	128.1	58.866	150.6	41.897	<u>160.7</u>	198.5	2:09.677		11	<u>27.954</u>	128.7	<u>58.107</u>	150.8	42.329	155.8	204.9	2:08.390	
5	28.975	126.3	1:00.478	151.7	41.257	158.8	203.0	2:10.710		12	28.115	127.8	58.302	<u>156.3</u>	40.821	160.2	<u>205.3</u>	<u>2:07.238</u>	
6	29.058	129.0	58.695	154.3	42.091	149.4	203.8	2:09.844		13	28.152	122.2	58.614	150.8	40.477	156.1	204.9	2:07.243	
7	29.294	124.0	58.898	150.4	40.419	157.4	204.5	2:08.611		14									

86	Caroline Abbou Rossi Di Montelera (FRA)									Brabham BT6									
lap	Sect-1	Speed	Sect-2	Speed	Sect-3	Speed	TopSpeed	laptime	pit	lap	Sect-1	Speed	Sect-2	Speed	Sect-3	Speed	Topspeed	laptime	pit
1	31.328	121.6	59.963	148.6	42.039	157.2	200.4	2:13.330		5	28.877	123.1	59.236	151.0	41.872	158.8	199.6	2:09.985	
2	29.037	129.8	59.804	151.5	42.308	157.9	200.4	2:11.149		6	28.498	<u>134.0</u>	58.315	<u>153.0</u>	41.591	159.3	199.3	2:08.404	
3	29.289	130.3	58.616	149.4	41.811	158.4	199.3	2:09.716		7	29.083	130.9	58.563	152.8	<u>40.887</u>	<u>161.2</u>	<u>204.2</u>	2:08.533	
4	29.111	125.9	59.222	149.4	42.082	158.1	199.6	2:10.415		8	28.400	128.7	<u>58.061</u>	151.9	<u>40.941</u>	<u>160.2</u>	202.6	2:07.402	

87	Stephane Rey (FRA)									Lola MK 5 A									
lap	Sect-1	Speed	Sect-2	Speed	Sect-3	Speed	TopSpeed	laptime	pit	lap	Sect-1	Speed	Sect-2	Speed	Sect-3	Speed	Topspeed	laptime	pi
1	31.669	135.7	57.524	159.1	39.208	167.7	215.6	2:08.401		8	28.218	122.0	56.638	159.3	38.916	<u>169.3</u>	213.0	2:03.772	
2	27.097	136.4	56.531	161.2	39.080	166.2	212.2	2:02.708		9	27.469	133.8	55.836	157.2	39.519	164.1	213.4	2:02.824	
3	26.776	134.3	56.291	159.5	38.591	167.7	215.6	2:01.658		10	26.958	133.5	56.688	157.9	38.735	166.7	213.4	2:02.381	
4	26.999	<u>138.5</u>	56.443	158.8	39.191	167.7	<u>216.4</u>	2:02.633		11	27.110	137.6	<u>55.776</u>	159.1	39.063	166.9	212.6	2:01.949	
5	<u>26.632</u>	137.2	56.101	159.3	<u>38.574</u>	166.7	214.7	2:01.307		12	26.852	135.7	56.057	157.9	39.164	164.6	215.1	2:02.073	
6	33.922	121.2	56.747	<u>162.2</u>	38.882	166.9	214.3	2:09.551		13	27.207	135.0	56.504	156.5	39.734	164.1	212.2	2:03.445	
7	26.727	138.3	55.848	159.5	38.638	165.6	214.3	2:01.213		14									

98	Chris Merrick (GBR)									Cooper T59									
lap	Sect-1	Speed	Sect-2	Speed	Sect-3	Speed	TopSpeed	laptime	pit	lap	Sect-1	Speed	Sect-2	Speed	Sect-3	Speed	Topspeed	laptime	pit
1	31.871	125.6	1:00.976	143.6	41.487	148.4	197.1	2:14.334		7	29.216	127.8	1:00.694	147.1	<u>40.619</u>	154.1	<u>198.9</u>	2:10.529	
2	30.164	124.6	1:01.242	141.7	41.087	153.0	189.5	2:12.493		8	29.120	128.1	<u>1:00.418</u>	<u>149.4</u>	40.899	152.3	198.5	<u>2:10.437</u>	
3	28.949	126.8	1:01.158	141.2	42.902	150.0	192.5	2:13.009		9	28.985	<u>129.2</u>	1:01.215	145.0	41.176	<u>155.8</u>	191.5	2:11.376	
4	29.151	123.7	1:01.061	142.5	41.512	150.0	188.8	2:11.724		10	<u>28.913</u>	126.0	1:01.560	142.1	41.239	150.4	193.5	2:11.712	
5	29.277	125.6	1:01.942	142.7	41.032	149.2	189.1	2:12.251		11	29.261	125.4	1:01.684	145.7	40.922	149.8	192.2	2:11.867	
6	29.196	125.1	1:01.460	145.6	40.883	154.1	190.5	2:11.539		12	29.234	124.7	1:02.179	140.8	41.205	148.8	187.5	2:12.618	

99	Serge Krikhoff (CHE)									Lotus 22									
lap	Sect-1	Speed	Sect-2	Speed	Sect-3	Speed	TopSpeed	laptime	pit	lap	Sect-1	Speed	Sect-2	Speed	Sect-3	Speed	Topspeed	laptime	pi
1	Out	126.8	59.977	154.7	41.235	164.4	189.5	2:09.227		7	28.435	<u>132.8</u>	58.958	157.2	41.191	164.1	205.7	2:08.584	
2	28.673	132.4	1:00.059	156.5	41.346	164.1	193.2	2:10.078		8	28.548	127.2	58.396	157.7	40.550	165.6	206.1	2:07.494	
3	28.285	131.7	57.938	156.1	40.716	166.7	<u>210.9</u>	2:06.939		9	28.133	130.3	<u>57.650</u>	<u>160.5</u>	<u>40.203</u>	166.2	206.5	<u>2:05.986</u>	
4	28.605	130.8	58.857	156.5	41.146	165.6	197.1	2:08.608		10	<u>27.851</u>	132.0	59.370	156.7	40.768	165.6	196.0	2:07.989	
5	28.937	131.4	58.089	159.5	41.207	<u>167.4</u>	194.9	2:08.233		11	28.177	132.4	58.381	158.8	40.909	163.6	208.9	2:07.467	
6	28.471	131.5	58.358	157.4	40.719	165.9	204.2	2:07.548		12	27.972	132.2	58.127	159.8	42.513	161.7	209.7	2:08.612	

140	Michael Ashley-Brown (GBR)									Britannia FJ									
lap	Sect-1	Speed	Sect-2	Speed	Sect-3	Speed	TopSpeed	laptime	pit	lap	Sect-1	Speed	Sect-2	Speed	Sect-3	Speed	Topspeed	laptime	pit
1	34.827	114.3	1:07.514	140.8	48.358	<u>146.1</u>	177.3	2:30.699		4	34.946	106.0	1:09.670	<u>143.2</u>	<u>46.879</u>	138.6	150.2	2:31.495	
2	33.981	110.1	1:06.970	141.4	48.684	142.7	175.6	2:29.635		5	34.206	<u>116.1</u>	1:07.556	134.0	In		177.9	2:39.504	P
3	<u>31.853</u>	114.3	<u>1:05.719</u>	139.0	49.528	134.2	<u>182.7</u>	<u>2:27.100</u>		6									

158	Patrick Daubrey (FRA)									Lotus 22									
lap	Sect-1	Speed	Sect-2	Speed	Sect-3	Speed	TopSpeed	laptime	pit	lap	Sect-1	Speed	Sect-2	Speed	Sect-3	Speed	Topspeed	laptime	pit
1	31.799	128.3	59.104	154.5	40.763	161.9	204.9	2:11.666		8	27.949	134.0	57.464	157.2	39.154	165.4	207.3	2:04.567	
2	28.426	129.8	58.329	155.2	40.464	161.7	209.7	2:07.219		9	27.676	128.1	57.819	158.4	39.535	164.4	207.7	2:05.030	

Bosch Hockenheim Historic

DMSB 107-2017 , 50-2017
FIA 1FJ.Deu.270327

DMSB

FIA Lurani Trophy

20 - 23 April 2017

Laps and Sector Times - Race 1

Hockenheimring GP - 4 574 mtr.

3	28.666	131.9	58.329	155.2	39.915	162.7	207.7	2:06.910	10	28.108	135.0	57.998	157.7	38.976	163.9	204.9	2:05.082
4	27.793	132.8	57.044	156.3	39.224	163.4	205.3	2:04.061	11	<u>27.116</u>	<u>136.4</u>	<u>56.447</u>	157.7	39.366	<u>165.6</u>	205.3	<u>2:02.929</u>
5	27.875	129.7	58.507	157.0	39.497	160.2	203.4	2:05.879	12	27.885	134.7	56.722	<u>160.0</u>	40.453	164.1	<u>210.9</u>	2:05.060
6	28.025	133.8	57.534	157.7	39.896	164.4	206.5	2:05.455	13	27.638	133.0	56.950	156.5	<u>38.647</u>	161.9	206.1	2:03.235
7	27.332	133.0	57.545	157.2	39.273	163.9	207.7	2:04.150	14								

189 Bruno Ferrari (ITA)									Branca FJ										
lap	Sect-1	Speed	Sect-2	Speed	Sect-3	Speed	TopSpeed	laptime	pit	lap	Sect-1	Speed	Sect-2	Speed	Sect-3	Speed	Topspeed	laptime	pit
1	31.841	130.4	56.516	158.1	39.821	165.9	209.3	2:08.178		8	27.197	132.8	57.229	156.3	38.879	<u>167.7</u>	210.1	2:03.305	
2	27.145	137.1	56.140	159.8	39.803	165.6	213.4	2:03.088		9	27.308	135.2	55.981	153.8	<u>38.840</u>	165.4	<u>213.9</u>	2:02.129	
3	27.619	135.8	56.694	156.3	39.623	164.6	210.1	2:03.936		10	27.691	136.9	56.241	159.5	39.279	164.9	212.2	2:03.211	
4	27.594	136.7	55.762	160.0	39.855	166.2	210.9	2:03.211		11	27.231	136.9	56.662	157.0	39.072	165.9	207.3	2:02.965	
5	27.463	136.7	56.953	155.4	39.687	163.9	210.1	2:04.103		12	27.258	135.0	<u>55.686</u>	157.7	39.051	164.6	210.9	<u>2:01.995</u>	
6	27.464	132.4	56.703	<u>160.2</u>	39.437	166.7	<u>213.9</u>	2:03.604		13	27.602	135.5	56.779	157.4	39.329	163.6	206.9	2:03.710	
7	26.982	137.8	56.223	158.1	38.924	166.7	210.1	2:02.129		14									

992 Pierre Tonetti (ITA)									Brabham BT6										
lap	Sect-1	Speed	Sect-2	Speed	Sect-3	Speed	TopSpeed	laptime	pit	lap	Sect-1	Speed	Sect-2	Speed	Sect-3	Speed	Topspeed	laptime	pit
1	31.983	134.0	56.288	159.3	39.351	168.8	212.2	2:07.622		8	27.554	124.1	57.787	160.7	38.499	170.9	213.0	2:03.840	
2	27.546	136.5	55.614	160.7	38.642	169.8	213.9	2:01.802		9	28.159	139.0	<u>54.773</u>	162.2	39.236	168.0	215.6	2:02.168	
3	27.168	136.9	54.978	163.4	38.685	169.8	214.3	2:00.831		10	27.047	139.9	55.564	162.2	38.872	166.2	215.1	2:01.483	
4	27.669	136.4	55.222	161.2	38.519	170.6	215.6	2:01.410		11	27.549	138.3	55.093	162.2	39.190	<u>172.0</u>	214.7	2:01.832	
5	27.304	137.6	55.217	163.9	38.408	171.4	216.0	2:00.929		12	27.609	<u>140.4</u>	55.172	162.4	38.453	170.1	213.9	2:01.234	
6	27.742	136.4	55.072	<u>164.4</u>	<u>38.289</u>	170.1	215.1	2:01.103		13	<u>26.751</u>	139.2	55.100	162.4	38.648	170.6	215.1	<u>2:00.499</u>	
7	27.146	136.5	55.647	162.4	38.559	169.8	<u>220.9</u>	2:01.352		14									

Bosch Hockenheim Historic
Positions for each lap - Race 1

DMSB 107-2017 , 50-2017
FIA 1FJ.Deu.270327

DMSB

FIA Lurani Trophy
Positions for each lap

20 - 23 April 2017
Hockenheimring GP - 4574 mtr.

Pos	Nr.	Name	1	2	3	4	5	6	7	8	9	10	11	12	13
1	53	Philipp Buhofer	992	992	992	992	992	992	992	53	53	53	53	53	53
2	55	Manfredo Rossi Di Montelera	55	55	55	34	55	55	34	55	55	55	55	55	55
3	992	Pierre Tonetti	53	34	34	55	53	53	53	992	992	992	992	992	992
4	65	Urs Mueller	34	53	53	53	34	34	55	65	65	65	65	65	65
5	87	Stephane Rey	58	70	65	87	87	65	65	34	34	87	87	87	87
6	189	Bruno Ferrari	70	65	87	65	65	87	87	87	87	189	189	189	189
7	79	Pietro Vergnano	65	87	189	189	189	189	189	189	189	79	79	79	79
8	158	Patrick Daubrey	87	189	79	79	79	79	79	79	79	56	56	56	158
9	56	Joao Paulo Campos Costa	189	79	56	56	56	56	56	56	56	158	158	158	56
10	68	Bruno Weibel	79	56	158	158	68	68	68	68	68	68	68	68	68
11	33	Andrea Guarino	56	33	68	68	158	158	158	158	158	33	33	33	33
12	85	Dr. Peter Laler	33	68	33	33	33	33	33	33	33	85	85	85	85
13	98	Chris Merrick	158	158	86	86	86	86	86	86	85	98	98	98	
14	38	Pierre Guichard	68	86	85	85	85	85	85	85	98	38	38	38	
15	41	Peter Knoefel	86	85	98	98	98	98	98	98	38	41	41	41	
16	73	Oliver Hartmann	98	98	38	38	38	38	38	38	41	73	73	73	
17	99	Serge Krikhoff	85	38	63	63	63	63	63	41	63	63	99	99	
18	63	Daniele Salodini	38	63	4	4	4	41	41	63	73	99	63	63	
19	59	Lars-Goran Sjoberg	63	4	16	41	41	4	4	73	4	59	59	59	
20	4	Floris-Jan Hekker	4	58	73	16	16	73	73	4	59	4	4		
21	70	John Fyda	59	16	41	73	73	59	59	59	99	6	70		
22	6	Carlo Incerti	16	73	59	59	59	6	99	99	6	70	6		
23	67	Bob Birrell	6	41	140	6	6	67	6	6	67	67	67		
24	32	Gilbert Lenoir	140	59	6	140	67	99	67	67	70	32	32		
25	34	Marco Werner	73	140	67	67	140	32	32	32	32				
26	86	Caroline Abbou Rossi Di Montelera	41	6	32	32	99	70	70	70					
27	16	Guido Di Egidio	67	67	99	99	32								
28	140	Michael Ashley-Brown	32	32	70	70	70								
29	58	Richard Smeeton	99	99											

Bosch Hockenheim Historic

DMSB 107-2017 , 50-2017 FIA 1FJ.Deu.270327

DMSB

20 - 23 April 2017

Hockenheimring GP - 4574 mtr.

Starting grid - FIA Lurani Trophy - Race 1

Startzeit : 14:40 - Lauf Länge : 25 Minuten

Pos	Nbr	Name	time
-----	-----	------	------

Pos	Nbr	Name	time
-----	-----	------	------

--	--	--	--

Row 16

30	32	Gilbert Lenoir	2: 30.281
----	----	----------------	-----------

Row 15

28	67	Bob Birrell	2: 26.891
----	----	-------------	-----------

Row 14

26	140	Michael Ashley-Brown	2: 23.917
----	-----	----------------------	-----------

Row 13

24	63	Daniele Salodini	2: 16.776
----	----	------------------	-----------

Row 12

22	59	Lars-goran Sjoberg	2: 15.650
----	----	--------------------	-----------

Row 11

20	85	Dr. Peter Laier	2: 10.233
----	----	-----------------	-----------

Row 10

18	86	Caroline Abbou Rossi Di Montelera	2: 08.689
----	----	-----------------------------------	-----------

Row 9

16	99	Serge Krikhoff	2: 07.129
----	----	----------------	-----------

Row 8

14	158	Patrick Daubreby	2: 05.640
----	-----	------------------	-----------

Row 7

12	56	Joao Paulo Campos Costa	2: 04.036
----	----	-------------------------	-----------

Row 6

10	189	Bruno Ferrari	2: 01.805
----	-----	---------------	-----------

Row 5

8	70	John Fyda	2: 01.415
---	----	-----------	-----------

Row 4

6	87	Stephane Rey	2: 00.818
---	----	--------------	-----------

Row 3

31	73	Oliver Hartmann	
----	----	-----------------	--

29	6	Carlo Incerti	2: 29.416
----	---	---------------	-----------

27	16	Guido Di Egidio	2: 24.294
----	----	-----------------	-----------

25	4	Floris-Jan Hekker	2: 20.517
----	---	-------------------	-----------

23	38	Pierre Guichard	2: 16.646
----	----	-----------------	-----------

21	41	Peter Knoefel	2: 13.737
----	----	---------------	-----------

19	98	Chris Merrick	2: 10.087
----	----	---------------	-----------

17	94	Johannes Kistler	2: 07.810
----	----	------------------	-----------

15	83	Jonathan Fyda	2: 06.731
----	----	---------------	-----------

13	68	Bruno Weibel	2: 05.082
----	----	--------------	-----------

11	33	Andrea Guarino	2: 03.555
----	----	----------------	-----------

9	79	Pietro Vergnano	2: 01.775
---	----	-----------------	-----------

7	34	Marco Werner	2: 00.936
---	----	--------------	-----------

5	65	Urs Mueller	2: 00.293
---	----	-------------	-----------

Publication-time

Results and lap times : www.raceresults.at

Timekeeping by : SDO SportTiming

Clerk of the Course	Steward	Timekeeper	
Arthur Hirning, Franz Josef Serr	David Gray	Bernd Jung	
Page 1 of 2			

Bosch Hockenheim Historic

DMSB 107-2017 , 50-2017 FIA 1FJ.Deu.270327

DMSB

20 - 23 April 2017

Hockenheimring GP - 4574 mtr.

Starting grid - FIA Lurani Trophy - Race 1

Startzeit : 14:40 - Lauf Länge : 25 Minuten

Pos	Nbr	Name	time
-----	-----	------	------

Pos	Nbr	Name	time
-----	-----	------	------

4	58	Richard Smeeton	1: 59.898
---	----	-----------------	-----------

Row 2

3	53	Philipp Buhof er	1: 59.633
---	----	------------------	-----------

2	992	Pierre Tonetti	1: 59.318
---	-----	----------------	-----------

Row 1

1	55	Manf redo Rossi Di Montelera	1: 58.577
---	----	------------------------------	-----------

Pole Left

----- STARTLINE -----

Results and lap times : www.raceresults.at

Timekeeping by : SDO SportTiming

Clerk of the Course	Steward	Timekeeper
Arthur Hirning, Franz Josef Serr	David Gray	Bernd Jung
Page 2 of 2		

Publication-time

GALLET
PRO TIMEKEEPING • SINCE 1466
OFFICIAL TIMEKEEPER



BOSCH
Technik fürs Leben



Heat name	:	FIA Lurani Trophy - Race 1		
Heat Date	:	22 April 2017		
Weather	:			
CIRCUITNAME	:	Hockenheimring GP - 4574 mtr.		
Participants Started	:	29	Participants Classified	: 29
Participants Finished	:	24	Participants Not Classified	: 7
Participants Not Finished	:	5		
Green flag at	:	14:51:46	Heat recording start time	: 14:37:13
Finish flag waved at	:	15:18:02	Heat recording end time	: 15:21:33
Total time under Green	:	26:16	Total of All Laps in Heat	: 324
Number of cautions	:	0	Total time under Yellow	: 00:00:00
Number of code-60's	:	0	Total time under Code-60	: 00:00:00

Summary of winners per class

Nbr	Name / Team name	Car	Cls	Fastest Laptime	In	Avg. Speed	Laps	Race Time
53	Philipp Buhofer	Lola Mk5A	E1	1:59.282	11	135.80	13	26:16.234
68	Bruno Weibel	Lotus 20	D2	2:03.170	13	130.43	13	27:21.151
38	Pierre Guichard	Faccioli FJ	C2	2:16.411	11	118.35	12	27:49.568
63	Daniele Salodini	Taraschi FJ	A	2:18.216	6	116.28	12	28:19.243
4	Floris-Jan Hekker	Rayberg FJ	B2	2:20.130	11	114.91	11	26:16.243
67	Bob Birrell	Lotus 20	D1	2:27.637	2	107.74	11	28:01.180
34	Marco Werner	Lotus 22	INV	2:00.799	6	132.97	9	18:34.509

Leader history during the Heat

#	Nbr	Lap	to Lap	Name	Car
1	992	1	7	Pierre Tonetti	Brabham BT6
2	53	8	13	Philipp Buhofer	Lola Mk5A

Best Lap time history during the Heat

#	Nbr	lap time	in lap	Name	Car	time of day
1	992	2:07.622	1	Pierre Tonetti	Brabham BT6	14:53:55
2	34	2:05.980	1	Marco Werner	Lotus 22	14:53:56
3	992	2:01.802	2	Pierre Tonetti	Brabham BT6	14:55:57
4	55	2:01.782	2	Manfredo Rossi Di Montelera	Lotus 22	14:55:57
5	34	2:01.172	2	Marco Werner	Lotus 22	14:55:57
6	992	2:00.831	3	Pierre Tonetti	Brabham BT6	14:57:58
7	55	2:00.745	5	Manfredo Rossi Di Montelera	Lotus 22	15:02:00
8	53	2:00.448	5	Philipp Buhofer	Lola Mk5A	15:02:01
9	53	2:00.365	8	Philipp Buhofer	Lola Mk5A	15:08:03
10	53	1:59.370	9	Philipp Buhofer	Lola Mk5A	15:10:03
11	53	1:59.282	11	Philipp Buhofer	Lola Mk5A	15:14:02
12	55	1:58.837	11	Manfredo Rossi Di Montelera	Lotus 22	15:14:03

Summary of best lap times per class

Nbr	Name / Team name	Car	Cls	Fastest Laptime	In	Speed
63	Daniele Salodini	Taraschi FJ	A	2:18.216	6	119.14
4	Floris-Jan Hekker	Rayberg FJ	B2	2:20.130	11	117.51

Bosch Hockenheim Historic

DMSB 107-2017 , 50-2017
FIA 1FJ.Deu.270327**DMSB**Summary of best lap times per class

Nbr	Name / Team name	Car	Cls	Fastest Laptime	In	Speed
41	Peter Knoefel	Emeryson FJ	C2	2:15.599	11	121.43
67	Bob Birrell	Lotus 20	D1	2:27.637	2	111.53
68	Bruno Weibel	Lotus 20	D2	2:03.170	13	133.69
55	Manfredo Rossi Di Montelera	Lotus 22	E1	1:58.837	11	138.56
34	Marco Werner	Lotus 22	INV	2:00.799	6	136.31

Summary of number of laps in the lead

#	Nbr	Name	Car	# Laps in the lead
1	992	Pierre Tonetti	Brabham	7
2	53	Philipp Buhofer	Lola	6

Bosch Hockenheim Historic

7, 50-2017 FIA 1FJ.Deu.270327

DMSB

FIA Lurani Trophy
Final results Race 2

20 - 23 April 2017
Hockenheimring GP - 4574 mtr.

Started: 26 Not Started: 0 Classified: 26 Not Classified: 0


Pos	Nbr	Name	Fahrzeug	Cls	PIC	Gap	Total time	Fastest	In	Avg. Speed
1	55	Manfredo Rossi Di Montelera (ITA)	Lotus 22	E1	1	-- 13 laps --	26:07.712	1:59.633	3	136.54
2	70	John Fyda (SCO)	Brabham BT6	E1	2	16.607	26:24.319	1:59.350	11	135.11
3	992	Pierre Tonetti (ITA)	Brabham BT6	E1	3	24.079	26:31.791	1:59.177	10	134.47
4	87	Stephane Rey (FRA)	Lola MK 5 A	E1	4	27.625	26:35.337	2:00.891	12	134.18
5	79	Pietro Vergnano (ITA)	Brabham BT6	E1	5	27.990	26:35.702	2:00.524	11	134.14
6	53	Philipp Buhofer (CHE)	Lola Mk5A	E1	6	29.616	26:37.328	1:58.935	12	134.01
7	189	Bruno Ferrari (ITA)	Branca FJ	E1	7	50.904	26:58.616	2:02.199	5	132.25
8	158	Patrick Daubreby (FRA)	Lotus 22	E1	8	56.251	27:03.963	2:02.628	9	131.81
9	56	Joao Paulo Campos Costa (POR)	Lola MK 5	E1	9	1:10.439	27:18.151	2:03.407	10	130.67
10	85	Dr. Peter Laier (DEU)	Lotus 22	E1	10	1:33.543	27:41.255	2:05.075	10	128.85
11	99	Serge Kriknoff (CHE)	Lotus 22	E1	11	1:45.499	27:53.211	2:05.224	12	127.93
12	68	Bruno Weibel (CHE)	Lotus 20	D2	1	1:49.930	27:57.642	2:02.778	10	127.59
13	86	Caroline Abbou Rossi Di Montelera (FRA)	Brabham BT6	E1	12	2:03.463	28:11.175	2:07.852	9	126.57
14	73	Oliver Hartmann (DEU)	Lotus 20	D2	2	-- 12 laps --	27:16.068	2:12.790	10	120.77
15	41	Peter Knoefel (DEU)	Emeryson FJ	C2	1	17.217	27:33.285	2:13.380	2	119.51
16	38	Pierre Guichard (DEN)	Faccioli FJ	C2	2	23.531	27:39.599	2:14.161	4	119.06
17	63	Daniele Salodini (ITA)	Taraschi FJ	A	1	1:12.050	28:28.118	2:15.874	10	115.68
18	4	Floris-Jan Hekker (NED)	Rayberg FJ	B2	1	1:12.566	28:28.634	2:18.757	8	115.64
19	6	Carlo Incerti (ITA)	Stanguellini FJ	A	2	-- 11 laps --	27:18.275	2:25.761	4	110.56
20	67	Bob Birrell (GBR)	Lotus 20	D1	1	29.004	27:47.279	2:28.214	3	108.63
21	32	Gilbert Lenoir (FRA)	Elva 200	C2	3	1:01.678	28:19.953	2:30.860	7	106.55
22	83	Jonathan Fyda (SCO)	U2 Mk3	D2	3	-- 10 laps --	21:14.525	2:04.858	10	129.19
23	98	Chris Merrick (GBR)	Cooper T59	E1	13	-- 7 laps --	16:09.860	2:11.759	2	118.84
24	33	Andrea Guarino (ITA)	Lotus 22	E1	14	-- 5 laps --	10:39.455	2:04.791	5	128.75
25	140	Michael Ashley-Brown (GBR)	Britannia FJ	C2	4	-- 3 laps --	7:41.967	2:29.319	2	106.93
26	58	Richard Smeeton (GBR)	Wainer 63	E1	15	-- 1 laps --	2:08.200	2:07.263	1	128.44

Fastest time : 1:58.935 in lap 12 by nbr. 53 : Philipp Buhofer (Lola)

Publication-time

Results and lap times : www.raceresults.at

Timekeeping by : SDO SportTiming

Results and lap times : www.f1racecars.nl		Timekeeping by : SDC Sport Timing		 GALLET PRO TIMEKEEPING • SINCE 1466 <hr/> OFFICIAL TIMEKEEPER
Steward		Steward	Steward	
Harry Vossen	David Gray, Harry Vossen, Robert Margin	Robert Margin		
Page 1 of 1				

Category FJ / 1A Fiat + Lancia engines

Started: 2 Not Started: 0 Classified: 2 Not Classified: 0

Pos	Nbr	Name	Car	Gap	Diff	Total time	Fastest	In
1	63	Daniele Salodini (ITA)	Taraschi FJ	-- 12 laps --		28:28.118	2:15.874	10
2	6	Carlo Incerti (ITA)	Stanguellini FJ	-- 11 laps --		27:18.275	2:25.761	4

Category FJ / 1B engines of 1100 ccm

Started: 1 Not Started: 0 Classified: 1 Not Classified: 0

Pos	Nbr	Name	Car	Gap	Diff	Total time	Fastest	In
1	4	Floris-Jan Hekker (NED)	Rayberg FJ	-- 12 laps --		28:28.634	2:18.757	8

Category FJ / 1C engines of 1100 ccm

Started: 4 Not Started: 0 Classified: 4 Not Classified: 0

Pos	Nbr	Name	Car	Gap	Diff	Total time	Fastest	In
1	41	Peter Knoefel (DEU)	Emeryson FJ	-- 12 laps --		27:33.285	2:13.380	2
2	38	Pierre Guichard (DEN)	Faccioli FJ	6.314	6.314	27:39.599	2:14.161	4
3	32	Gilbert Lenoir (FRA)	Elva 200	-- 11 laps --		28:19.953	2:30.860	7
4	140	Michael Ashley-Brown (GBR)	Britannia FJ	-- 3 laps --		7:41.967	2:29.319	2

Class = D1

Started: 1 Not Started: 0 Classified: 1 Not Classified: 0

Pos	Nbr	Name	Car	Gap	Diff	Total time	Fastest	In
1	67	Bob Birrell (GBR)	Lotus 20	-- 11 laps --		27:47.279	2:28.214	3

Category FJ / 2D engines of 1100 ccm

Started: 3 Not Started: 0 Classified: 3 Not Classified: 0

Pos	Nbr	Name	Car	Gap	Diff	Total time	Fastest	In
1	68	Bruno Weibel (CHE)	Lotus 20	-- 13 laps --		27:57.642	2:02.778	10
2	73	Oliver Hartmann (DEU)	Lotus 20	-- 12 laps --		27:16.068	2:12.790	10
3	83	Jonathan Fyda (SCO)	U2 Mk3	-- 10 laps --		21:14.525	2:04.858	10

Category FJ / 2E Ford engines

Started: 15 Not Started: 0 Classified: 15 Not Classified: 0


Pos	Nbr	Name	Car	Gap	Diff	Total time	Fastest	In
1	55	Manfredo Rossi Di Montelera (ITA)	Lotus 22	-- 13 laps --		26:07.712	1:59.633	3
2	70	John Fyda (SCO)	Brabham BT6	16.607	16.607	26:24.319	1:59.350	11
3	992	Pierre Tonetti (ITA)	Brabham BT6	24.079	7.472	26:31.791	1:59.177	10
4	87	Stephane Rey (FRA)	Lola MK 5 A	27.625	3.546	26:35.337	2:00.891	12
5	79	Pietro Vergnano (ITA)	Brabham BT6	27.990	0.365	26:35.702	2:00.524	11

Fastest time: 1:58.935 in lap 12 by nbr. 53 : Philipp Buhof er (Lda)

Publication-time

Results and lap times : www.raceresults.at

Timekeeping by : SDO SportTiming

Steward	Steward	Steward	 OFFICIAL TIMEKEEPER
Harry Vossen	David Gray, Harry Vossen, Robert Margin	Robert Margin	
Page 1 of 2			

FIA Lurani Trophy

Final results Race 2

20 - 23 April 2017

Hockenheimring GP - 4 574 mtr.


6	53	Philipp Buhofer (CHE)	Lola Mk5A	29.616	1.626	26:37.328	1:58.935	12
7	189	Bruno Ferrari (ITA)	Branca FJ	50.904	21.288	26:58.616	2:02.199	5
8	158	Patrick Daubrey (FRA)	Lotus 22	56.251	5.347	27:03.963	2:02.628	9
9	56	Joao Paulo Campos Costa (POR)	Lola MK 5	1:10.439	14.188	27:18.151	2:03.407	10
10	85	Dr. Peter Laier (DEU)	Lotus 22	1:33.543	23.104	27:41.255	2:05.075	10
11	99	Serge Krikhoff (CHE)	Lotus 22	1:45.499	11.956	27:53.211	2:05.224	12
12	86	Caroline Abbou Rossi Di Montelera (FRA)	Brabham BT6	2:03.463	17.964	28:11.175	2:07.852	9
13	98	Chris Merrick (GBR)	Cooper T59	-- 7 laps --		16:09.860	2:11.759	2
14	33	Andrea Guarino (ITA)	Lotus 22	-- 5 laps --		10:39.455	2:04.791	5
15	58	Richard Smeeton (GBR)	Wainor 63	-- 1 laps --		2:08.200	2:07.263	1

Fastest time : 1:58.935 in lap 12 by nbr. 53 : Philipp Buhofer (Lda)

Publication-time

Results and lap times : www.raceresults.at

Timekeeping by : SDO SportTiming

Steward	Steward	Steward	 GALLET PRO TIMEKEEPING • SINCE 1466 OFFICIAL TIMEKEEPER
Harry Vossen	David Gray, Harry Vossen, Robert Margin	Robert Margin	
Page 2 of 2			

Bosch Hockenheim Historic

7-2017 , 50-2017 FIA 1FJ.Deu.270327

DMSB

FIA Lurani Trophy

20 - 23 April 2017


FINAL RESULT Race 1 + 2

Hockenheimring GP - 4574 mtr.

Pos	Nbr	Cls	PIC	Name / Team name	Car	Heat 1		Heat 2		Total Laps	Total time
						Laps	time	Laps	time		
1	55	E1	1	Manfredo Rossi Di Montelera (ITA)	Lotus 22	13	26:23.536	13	26:07.712	26	52:31.248
2	53	E1	2	Philipp Buhofer (CHE)	Lola Mk5A	13	26:16.234	13	26:37.328	26	52:53.562
3	992	E1	3	Pierre Tonetti (ITA)	Brabham BT6	13	26:27.817	13	26:31.791	26	52:59.608
4	87	E1	4	Stephane Rey (FRA)	Lola MK 5 A	13	26:48.170	13	26:35.337	26	53:23.507
5	79	E1	5	Pietro Vergnano (ITA)	Brabham BT6	13	26:56.257	13	26:35.702	26	53:31.959
6	189	E1	6	Bruno Ferrari (ITA)	Branca FJ	13	26:50.945	13	26:58.616	26	53:49.561
7	158	E1	7	Patrick Daubrey (FRA)	Lotus 22	13	27:18.502	13	27:03.963	26	54:22.465
8	56	E1	8	Joao Paulo Campos Costa (POR)	Lola MK 5	13	27:20.877	13	27:18.151	26	54:39.028
9	68	D2	1	Bruno Weibel (CHE)	Lotus 20	13	27:21.151	13	27:57.642	26	55:18.793
10	85	E1	9	Dr. Peter Laier (DEU)	Lotus 22	13	28:08.443	13	27:41.255	26	55:49.698
11	99	E1	10	Serge Krikoff (CHE)	Lotus 22	12	28:05.980	13	27:53.211	25	55:59.191
12	70	E1	11	John Fyda (SCO)	Brabham BT6	11	27:04.326	13	26:24.319	24	53:28.645
13	73	D2	2	Oliver Hartmann (DEU)	Lotus 20	12	28:05.951	12	27:16.068	24	55:22.019
14	38	C2	1	Pierre Guichard (DEN)	Faccioli FJ	12	27:49.568	12	27:39.599	24	55:29.167
15	41	C2	2	Peter Knoefel (DEU)	Emeryson FJ	12	28:00.709	12	27:33.285	24	55:33.994
16	63	A	1	Daniele Salodini (ITA)	Taraschi FJ	12	28:19.243	12	28:28.118	24	56:47.361
17	4	B2	1	Floris-Jan Hekker (NED)	Rayberg FJ	11	26:16.243	12	28:28.634	23	54:44.877
18	6	A	2	Carlo Incerti (ITA)	Stanguellini FJ	11	27:30.938	11	27:18.275	22	54:49.213
19	67	D1	1	Bob Birrell (GBR)	Lotus 20	11	28:01.180	11	27:47.279	22	55:48.459
20	32	C2	3	Gilbert Lenoir (FRA)	Elva 200	11	28:47.369	11	28:19.953	22	57:07.322
21	86	E1	12	Caroline Abbou Rossi Di Montelera (FRA)	Brabham BT6	8	17:28.102	13	28:11.175	21	45:39.277
22	98	E1	13	Chris Merrick (GBR)	Cooper T59	12	26:33.517	7	16:09.860	19	42:43.377
23	33	E1	14	Andrea Guarino (ITA)	Lotus 22	13	27:59.752	5	10:39.455	18	38:39.207
24	65	E1	15	Urs Mueller (CHE)	Lotus 20 / 22	13	26:40.020			13	26:40.020
Nicht gewertet Qualification minima : 13 Rnd											
DNC	59	E1		Lars-Goran Sjöberg (SWE)	Cooper T59	12	29:14.085			12	29:14.085
DNC	83	D2		Jonathan Fyda (SCO)	U2 Mk3			10	21:14.525	10	21:14.525
DNC	34	INV		Marco Werner (DEU)	Lotus 22	9	18:34.509			9	18:34.509
DNC	140	C2		Michael Ashley-Brown (GBR)	Britannia FJ	5	12:51.788	3	7:41.967	8	20:33.755
DNC	16	A		Guido Di Egidio (ITA)	Stanguellini FJ	5	12:05.216			5	12:05.216
DNC	58	E1		Richard Smeeton (GBR)	Wainer 63	2	4:59.686	1	2:08.200	3	7:07.886

Fastest time : 1:58.935 in lap 12 by nbr. 53 : Philipp Buhofer (Lda)

Publication-time

Clerk of the Course	Steward	Timekeeper	 GALLET PRO TIMEKEEPING • SINCE 1466 OFFICIAL TIMEKEEPER
Arthur Hirning, Franz Josef Serr	David Gray, Harry Vossen, Robert	Bernd Jung	
Page 1 of 1			

Bosch Hockenheim Historic

7-2017, 50-2017 FIA 1FJ.Deu.270327

DMSB

FIA Lurani Trophy

20 - 23 April 2017

Final Race 1 + 2 combined per class

Hockenheimring GP - 4574 mtr.

Class = Category FJ / 1A Fiat + Lancia engines

Pos	Nbr	Name / Team name	Car	Heat 1		Heat 2		Total Laps	Total time
				Laps	time	Laps	time		
1	63	Daniele Salodini (ITA)	Taraschi FJ	12	28:19.243	12	28:28.118	24	56:47.361
2	6	Carlo Incerti (ITA)	Stanguellini FJ	11	27:30.938	11	27:18.275	22	54:49.213
Nicht gewertet Qualification minima : 13 Rnd									
DNC	16	Guido Di Egidio (ITA)	Stanguellini FJ	5	12:05.216			5	12:05.216

Class = Category FJ / 1B engines of 1100 ccm

Pos	Nbr	Name / Team name	Car	Heat 1		Heat 2		Total Laps	Total time
				Laps	time	Laps	time		
1	4	Floris-Jan Hekker (NED)	Rayberg FJ	11	26:16.243	12	28:28.634	23	54:44.877

Class = Category FJ / 1C engines of 1100 ccm

Pos	Nbr	Name / Team name	Car	Heat 1		Heat 2		Total Laps	Total time
				Laps	time	Laps	time		
1	38	Pierre Guichard (DEN)	Faccioli FJ	12	27:49.568	12	27:39.599	24	55:29.167
2	41	Peter Knoefel (DEU)	Emeryson FJ	12	28:00.709	12	27:33.285	24	55:33.994
3	32	Gilbert Lenoir (FRA)	Elva 200	11	28:47.369	11	28:19.953	22	57:07.322
Nicht gewertet Qualification minima : 13 Rnd									
DNC	140	Michael Ashley-Brown (GBR)	Britannia FJ	5	12:51.788	3	7:41.967	8	20:33.755

Class = D1

Pos	Nbr	Name / Team name	Car	Heat 1		Heat 2		Total Laps	Total time
				Laps	time	Laps	time		
1	67	Bob Birrell (GBR)	Lotus 20	11	28:01.180	11	27:47.279	22	55:48.459

Class = Category FJ / 2D engines of 1100 ccm


Pos	Nbr	Name / Team name	Car	Heat 1		Heat 2		Total Laps	Total time
				Laps	time	Laps	time		
1	68	Bruno Weibel (CHE)	Lotus 20	13	27:21.151	13	27:57.642	26	55:18.793
2	73	Oliver Hartmann (DEU)	Lotus 20	12	28:05.951	12	27:16.068	24	55:22.019
Nicht gewertet Qualification minima : 13 Rnd									
DNC	83	Jonathan Fyda (SCO)	U2 Mk3			10	21:14.525	10	21:14.525

Class = Category FJ / 2E Ford engines

Pos	Nbr	Name / Team name	Car	Heat 1		Heat 2		Total Laps	Total time
				Laps	time	Laps	time		
1	55	Manfredo Rossi Di Montelera (ITA)	Lotus 22	13	26:23.536	13	26:07.712	26	52:31.248

Fastest time: 1:58.935 in lap 12 by nbr. 53 : Philipp Buhof er (Lda)

Publication-time

Clerk of the Course	Steward	Timekeeper	 OFFICIAL TIMEKEEPER
Arthur Hinning, Franz Josef Serr	David Gray, Harry Vossen, Robert	Bernd Jung	
Page 1 of 2			

Bosch Hockenheim Historic

7-2017 , 50-2017 FIA 1FJ.Deu.270327

DMSB

FIA Lurani Trophy

20 - 23 April 2017

Final Race 1 + 2 combined per class

Hockenheimring GP - 4574 mtr.

2	53	Philipp Buhofer (CHE)	Lola Mk5A	13	26:16.234	13	26:37.328	26	52:53.562
3	992	Pierre Tonetti (ITA)	Brabham BT6	13	26:27.817	13	26:31.791	26	52:59.608
4	87	Stephane Rey (FRA)	Lola MK 5 A	13	26:48.170	13	26:35.337	26	53:23.507
5	79	Pietro Vergnano (ITA)	Brabham BT6	13	26:56.257	13	26:35.702	26	53:31.959
6	189	Bruno Ferrari (ITA)	Branca FJ	13	26:50.945	13	26:58.616	26	53:49.561
7	158	Patrick Daubrey (FRA)	Lotus 22	13	27:18.502	13	27:03.963	26	54:22.465
8	56	Joao Paulo Campos Costa (POR)	Lola MK 5	13	27:20.877	13	27:18.151	26	54:39.028
9	85	Dr. Peter Laier (DEU)	Lotus 22	13	28:08.443	13	27:41.255	26	55:49.698
10	99	Serge Krikhoff (CHE)	Lotus 22	12	28:05.980	13	27:53.211	25	55:59.191
11	70	John Fyda (SCO)	Brabham BT6	11	27:04.326	13	26:24.319	24	53:28.645
12	86	Caroline Abbou Rossi Di Montelera (FRA)	Brabham BT6	8	17:28.102	13	28:11.175	21	45:39.277
13	98	Chris Merrick (GBR)	Cooper T59	12	26:33.517	7	16:09.860	19	42:43.377
14	33	Andrea Guarino (ITA)	Lotus 22	13	27:59.752	5	10:39.455	18	38:39.207
15	65	Urs Mueller (CHE)	Lotus 20 / 22	13	26:40.020			13	26:40.020


Nicht gewertet	Qualification minima : 13 Rnd								
DNC	59	Lars-Goran Sjöberg (SWE)	Cooper T59	12	29:14.085			12	29:14.085
DNC	58	Richard Smeeton (GBR)	Wainer 63	2	4:59.686	1	2:08.200	3	7:07.886

Class = Inv

Pos	Nbr	Name / Team name	Car	Heat 1 Laps	Heat 1 time	Heat 2 Laps	Heat 2 time	Total Laps	Total time
Nicht gewertet	Qualification minima : 13 Rnd								
DNC	34	Marco Werner (DEU)	Lotus 22	9	18:34.509			9	18:34.509

Fastest time : 1:58.935 in lap 12 by nbr. 53 : Philipp Buhofer (Lda)

Publication-time

Clerk of the Course	Steward	Timekeeper	 OFFICIAL TIMEKEEPER
Arthur Hirning, Franz Josef Serr	David Gray, Harry Vossen, Robert	Bernd Jung	
Page 2 of 2			


BOSCH
Technik fürs Leben


Bosch Hockenheim Historic

DMSB 107-2017 , 50-2017
FIA 1FJ.Deu.270327

DMSB

FIA Lurani Trophy
Laptimes - Race 2

20 - 23 April 2017
Hockenheimring GP - 4574 mtr.

Nbr	Name	Laps	lap	Lap ..1	Lap ..2	Lap ..3	Lap ..4	Lap ..5	Lap ..6	Lap ..7	Lap ..8	Lap ..9	Lap ..0
55	Manfredo Rossi Di Montelera	13	1 - 10	2:06.469	2:00.157	1:59.633	2:00.238	1:59.860	2:00.610	1:59.951	1:59.704	2:01.645	2:00.084
			11 - 20	1:59.916	1:59.782	1:59.663							
70	John Fyda	13	1 - 10	2:04.038	2:01.493	2:01.114	2:00.402	2:01.054	2:00.689	2:00.600	2:00.597	2:00.104	1:59.610
			11 - 20	1:59.350	1:59.929	2:11.808							
992	Pierre Tonetti	13	1 - 10	2:06.511	2:00.982	2:01.206	2:00.710	2:00.331	2:00.465	2:00.844	2:00.341	2:00.280	1:59.177
			11 - 20	2:00.312	2:01.129	2:18.731							
87	Stephane Rey	13	1 - 10	2:05.862	2:03.514	2:01.909	2:02.318	2:02.543	2:03.096	2:02.933	2:02.091	2:01.354	2:01.890
			11 - 20	2:01.176	2:00.891	2:02.399							
79	Pietro Vergnano	13	1 - 10	2:06.478	2:03.184	2:01.629	2:02.050	2:02.604	2:03.049	2:02.915	2:02.386	2:02.183	2:02.274
			11 - 20	2:00.524	2:01.162	2:01.441							
53	Philipp Buhofer	13	1 - 10	2:06.269	2:17.494	2:03.042	2:01.396	2:01.343	2:01.226	2:02.453	2:00.110	1:59.673	2:00.722
			11 - 20	2:01.723	1:58.935	2:01.311							
189	Bruno Ferrari	13	1 - 10	2:07.799	2:04.902	2:03.189	2:10.095	2:02.199	2:02.533	2:02.927	2:03.295	2:02.396	2:03.230
			11 - 20	2:02.882	2:03.529	2:05.118							
158	Patrick Daubreby	13	1 - 10	2:09.567	2:06.560	2:06.636	2:03.922	2:03.996	2:03.368	2:03.749	2:02.728	2:02.628	2:03.106
			11 - 20	2:02.787	2:03.810	2:04.897							
56	Joao Paulo Campos Costa	13	1 - 10	2:07.920	2:03.858	2:04.511	2:04.633	2:03.855	2:04.325	2:03.646	2:03.737	2:04.940	2:03.407
			11 - 20	2:04.440	2:04.606	2:19.540							
85	Dr. Peter Laier	13	1 - 10	2:10.407	2:07.480	2:06.889	2:07.161	2:05.771	2:07.895	2:06.664	2:06.289	2:05.596	2:05.075
			11 - 20	2:06.551	2:06.459	2:12.118							
99	Serge Krikhoff	13	1 - 10	2:15.966	2:09.080	2:08.152	2:07.436	2:06.615	2:07.323	2:09.533	2:06.965	2:05.578	2:06.062
			11 - 20	2:06.731	2:05.224	2:08.127							
68	Bruno Weibel	13	1 - 10	2:09.078	2:06.286	2:04.728	2:04.308	2:03.708	2:05.778	2:05.155	2:03.781	2:03.605	2:02.778
			11 - 20	2:03.708	2:03.630	2:55.962							
86	Caroline Abbou Rossi Di Montelera	13	1 - 10	2:12.655	2:08.506	2:09.754	2:09.494	2:08.557	2:09.275	2:11.373	2:09.831	2:07.852	2:09.226
			11 - 20	2:08.502	2:08.694	2:11.028							
73	Oliver Hartmann	12	1 - 10	2:21.702	2:17.289	2:16.161	2:16.564	2:15.142	2:15.026	2:14.933	2:14.498	2:14.023	2:12.790
			11 - 20	2:13.392	2:15.004								
41	Peter Knoefel	12	1 - 10	2:15.318	2:13.380	2:15.597	2:15.527	2:17.082	2:16.382	2:19.178	2:20.934	2:15.236	2:14.426
			11 - 20	2:27.460	2:15.778								
38	Pierre Guichard	12	1 - 10	2:18.887	2:14.379	2:15.061	2:14.161	2:15.755	2:16.611	2:17.814	2:23.440	2:18.860	2:16.590
			11 - 20	2:16.001	2:24.752								
63	Daniele Salodini	12	1 - 10	2:26.557	2:20.819	2:24.766	2:25.564	2:21.496	2:24.407	2:23.773	2:20.886	2:17.014	2:15.874
			11 - 20	2:16.466	2:22.422								
4	Floris-Jan Hekker	12	1 - 10	2:24.599	2:20.121	2:28.119	2:21.809	2:21.087	2:22.744	2:20.817	2:18.757	2:18.844	2:19.603

Bosch Hockenheim Historic

DMSB 107-2017 , 50-2017
FIA 1FJ.Deu.270327

DMSB

FIA Lurani Trophy
Laptimes - Race 2

20 - 23 April 2017
Hockenheimring GP - 4574 mtr.

Nbr	Name	Laps	lap	Lap ..1	Lap ..2	Lap ..3	Lap ..4	Lap ..5	Lap ..6	Lap ..7	Lap ..8	Lap ..9	Lap ..0
			11 - 20	2:20.585	2:23.988								
6	Carlo Incerti	11	1 - 10	2:30.131	2:28.526	2:27.777	2:25.761	2:28.390	2:28.885	2:27.110	2:25.771	2:27.192	2:28.439
			11 - 20	2:30.548									
67	Bob Birrell	11	1 - 10	2:30.770	2:28.945	2:28.214	2:31.466	2:36.256	2:29.333	2:28.371	2:28.690	2:31.583	2:30.149
			11 - 20	2:34.114									
32	Gilbert Lenoir	11	1 - 10	2:36.591	2:33.354	2:34.396	2:36.772	2:31.904	2:32.643	2:30.860	2:35.438	2:33.246	2:31.327
			11 - 20	2:32.449									
83	Jonathan Fyda	10	1 - 10	2:08.491	2:07.840	2:07.619	2:05.660	2:05.173	2:06.637	2:08.509	2:06.869	2:07.234	2:04.858
98	Chris Merrick	7	1 - 10	2:13.240	2:11.759	2:13.332	2:13.299	2:15.099	2:17.470	2:38.644			
33	Andrea Guarino	5	1 - 10	2:09.003	2:07.834	2:06.687	2:06.218	2:04.791					
140	Mchael Ashley-Brown	3	1 - 10	2:31.667	2:29.319	2:31.132							
58	Richard Smeeton	1	1 - 10	2:07.263									

Bosch Hockenheim Historic

DMSB 107-2017 , 50-2017
FIA 1FJ.Deu.270327

DMSB

FIA Lurani Trophy
Sector analyse - Race 2

20 - 23 April 2017
Hockenheimring GP - 4574 mtr.

Pos	Nbr	Name / Team name	Sector 1			Sector 2			Sector 3			Theoretical best	Actual best	In
			time	Lap	pos	time	Lap	pos	time	Lap	pos			
1	55	Manfredo Rossi Di Montelera (I TA)	26.202	11	2	55.018	8	4	37.874	2	1	1:59.094	1:59.633	3
2	70	John Fyda (SCO)	26.363	13	3	54.159	11	1	38.322	5	6	1:58.844	1:59.350	11
3	992	Pierre Tonetti (I TA)	26.511	13	4	54.325	10	2	38.174	6	5	1:59.010	1:59.177	10
4	87	Stephane Rey (FRA)	26.664	12	5	55.408	9	6	38.509	11	7	2:00.581	2:00.891	12
5	79	Pietro Vergnano (I TA)	26.740	12	6	55.593	11	7	37.989	12	3	2:00.322	2:00.524	11
6	53	Philipp Buhofer (CHE)	26.170	12	1	54.801	12	3	37.885	9	2	1:58.856	1:58.935	12
7	189	Bruno Ferrari (I TA)	27.083	8	8	55.262	9	5	39.043	11	10	2:01.388	2:02.199	5
8	158	Patrick Daubreby (FRA)	26.971	11	7	56.337	9	10	38.904	9	9	2:02.212	2:02.628	9
9	56	Joao Paulo Campos Costa (POR)	27.345	8	10	55.974	5	8	39.241	7	11	2:02.560	2:03.407	10
10	85	Dr. Peter Laier (DEU)	27.632	10	11	57.497	10	14	39.844	11	14	2:04.973	2:05.075	10
11	99	Serge Krikhoff (CHE)	27.885	12	14	56.685	12	11	39.854	9	15	2:04.424	2:05.224	12
12	68	Bruno Weibel (CHE)	27.139	11	9	57.283	5	12	38.091	10	4	2:02.513	2:02.778	10
13	86	Caroline Abbou Rossi Di Montelera (FRA)	28.138	12	16	57.889	8	16	40.751	1	16	2:06.778	2:07.852	9
14	73	Oliver Hartmann (DEU)	29.663	12	19	1:00.077	10	17	42.452	8	19	2:12.192	2:12.790	10
15	41	Peter Knoefel (DEU)	29.476	2	18	1:01.426	1	20	41.460	11	18	2:12.362	2:13.380	2
16	38	Pierre Guichard (DEN)	29.966	4	20	1:01.198	3	19	42.554	4	20	2:13.718	2:14.161	4
17	63	Daniele Salodini (I TA)	30.152	10	21	1:01.704	10	21	43.567	9	22	2:15.423	2:15.874	10
18	4	Floris-Jan Hekker (NED)	30.939	9	22	1:03.397	8	22	43.377	10	21	2:17.713	2:18.757	8
19	6	Carlo Incerti (I TA)	32.287	9	23	1:05.812	8	23	46.589	8	24	2:24.688	2:25.761	4
20	67	Bob Birrell (GBR)	33.077	8	24	1:07.594	3	25	46.169	7	23	2:26.840	2:28.214	3
21	32	Gilbert Lenoir (FRA)	33.757	11	26	1:07.057	7	24	49.239	5	26	2:30.053	2:30.860	7
22	83	Jonathan Fyda (SCO)	27.684	10	13	57.776	10	15	39.397	8	12	2:04.857	2:04.858	10
23	98	Chris Merrick (GBR)	29.407	2	17	1:00.583	2	18	40.777	1	17	2:10.767	2:11.759	2
24	33	Andrea Guarino (I TA)	27.642	5	12	57.440	4	13	39.662	5	13	2:04.744	2:04.791	5
25	140	Michael Ashley-Brown (GBR)	33.079	3	25	1:08.038	1	26	46.952	1	25	2:28.069	2:29.319	2
26	58	Richard Smeeton (GBR)	27.887	2	15	56.249	1	9	38.549	1	8	2:02.685	2:07.263	1

Bosch Hockenheim Historic

DMSB 107-2017 , 50-2017
FIA 1FJ.Deu.270327

DMSB

FIA Lurani Trophy

20 - 23 April 2017

Laps and Sector Times - Race 2

Hockenheimring GP - 4 574 mtr.

4 Floris-Jan Hekker (NED)										Rayberg FJ									
lap	Sect-1	Speed	Sect-2	Speed	Sect-3	Speed	TopSpeed	laptime	pit	lap	Sect-1	Speed	Sect-2	Speed	Sect-3	Speed	Topspeed	laptime	pit
1	34.882	113.2	1:05.548	137.1	44.169	145.4	<u>183.1</u>	2:24.599		7	31.645	114.2	1:05.129	132.8	44.043	143.2	175.9	2:20.817	
2	31.595	112.9	1:04.457	<u>137.8</u>	44.069	143.8	179.7	2:20.121		8	31.612	<u>114.6</u>	<u>1:03.397</u>	136.5	43.748	141.5	178.2	<u>2:18.757</u>	
3	31.650	111.2	1:09.578	133.8	46.891	145.6	179.1	2:28.119		9	<u>30.939</u>	<u>114.6</u>	1:04.395	<u>137.8</u>	43.510	143.2	177.3	2:18.844	
4	32.373	112.9	1:05.549	135.2	43.887	141.9	177.0	2:21.809		10	31.155	110.7	1:05.071	133.8	<u>43.377</u>	142.3	177.3	2:19.603	
5	31.347	112.6	1:05.409	135.2	44.331	140.4	176.5	2:21.087		11	31.229	113.6	1:05.275	135.5	44.081	141.9	179.7	2:20.585	
6	33.265	<u>114.6</u>	1:04.922	136.2	44.557	140.3	177.0	2:22.744		12	31.052	111.5	1:08.006	133.3	44.930	145.0	176.5	2:23.988	

6 Carlo Incerti (ITA)										Stanguellini FJ									
lap	Sect-1	Speed	Sect-2	Speed	Sect-3	Speed	TopSpeed	laptime	pit	lap	Sect-1	Speed	Sect-2	Speed	Sect-3	Speed	Topspeed	laptime	pit
1	35.683	110.8	1:06.317	132.5	48.131	141.7	<u>182.7</u>	2:30.131		7	32.917	<u>118.3</u>	1:06.160	135.2	48.033	141.0	179.4	2:27.110	
2	34.201	112.0	1:06.758	135.5	47.567	140.6	173.9	2:28.526		8	33.370	115.0	<u>1:05.812</u>	135.0	<u>46.589</u>	<u>143.2</u>	182.1	2:25.771	
3	33.153	116.3	1:06.049	135.3	48.575	140.1	170.1	2:27.777		9	<u>32.287</u>	117.3	1:06.353	133.0	48.552	134.0	180.6	2:27.192	
4	32.869	116.3	1:06.000	<u>135.8</u>	46.892	<u>143.2</u>	177.9	<u>2:25.761</u>		10	32.656	114.9	1:08.700	132.5	47.083	141.9	178.5	2:28.439	
5	33.042	105.1	1:08.409	130.3	46.939	142.1	177.9	2:28.390		11	32.686	108.5	1:09.144	130.9	48.718	142.3	180.6	2:30.548	
6	34.183	114.8	1:06.764	135.7	47.938	141.5	181.8	2:28.885		12									

32 Gilbert Lenoir (FRA)										Elva 200									
lap	Sect-1	Speed	Sect-2	Speed	Sect-3	Speed	TopSpeed	laptime	pit	lap	Sect-1	Speed	Sect-2	Speed	Sect-3	Speed	Topspeed	laptime	pit
1	37.233	110.9	1:08.799	<u>137.2</u>	50.559	144.6	168.8	2:36.591		7	34.435	113.7	<u>1:07.057</u>	135.8	49.368	142.5	175.6	<u>2:30.860</u>	
2	34.128	113.8	1:08.616	133.3	50.610	141.0	175.3	2:33.354		8	35.249	109.1	1:08.189	135.5	52.000	<u>147.1</u>	168.5	2:35.438	
3	34.285	114.0	1:09.080	131.7	51.031	144.0	177.6	2:34.396		9	34.228	110.8	1:09.629	134.8	49.389	140.4	168.5	2:33.246	
4	34.127	106.5	1:12.813	131.1	49.832	144.2	143.8	2:36.772		10	33.882	111.9	1:07.861	136.0	49.584	144.6	175.9	2:31.327	
5	34.035	113.8	1:08.630	136.5	<u>49.239</u>	145.0	172.8	2:31.904		11	<u>33.757</u>	113.3	1:08.233	129.8	50.459	142.9	<u>178.5</u>	2:32.449	
6	35.455	<u>114.8</u>	1:07.887	135.5	49.301	143.4	176.8	2:32.643		12									

33 Andrea Guarino (ITA)										Lotus 22									
lap	Sect-1	Speed	Sect-2	Speed	Sect-3	Speed	TopSpeed	laptime	pit	lap	Sect-1	Speed	Sect-2	Speed	Sect-3	Speed	Topspeed	laptime	pit
1	30.811	124.6	57.924	155.4	40.268	<u>165.4</u>	<u>215.6</u>	2:09.003		4	28.425	126.3	<u>57.440</u>	<u>158.6</u>	40.353	162.2	212.6	2:06.218	
2	28.448	<u>129.3</u>	58.139	151.9	41.247	164.4	213.4	2:07.834		5	<u>27.642</u>	123.7	57.487	156.3	<u>39.662</u>	162.9	210.5	<u>2:04.791</u>	
3	28.249	126.6	57.643	157.4	40.795	161.9	212.6	2:06.687		6									

38 Pierre Guichard (DEN)										Faccioli FJ									
lap	Sect-1	Speed	Sect-2	Speed	Sect-3	Speed	TopSpeed	laptime	pit	lap	Sect-1	Speed	Sect-2	Speed	Sect-3	Speed	Topspeed	laptime	pit
1	32.820	121.8	1:02.915	147.3	43.152	151.3	174.8	2:18.887		7	30.831	121.8	1:02.568	148.4	44.415	150.8	187.5	2:17.814	
2	30.136	124.7	1:01.272	150.6	42.971	153.0	<u>197.8</u>	2:14.379		8	35.016	121.6	1:05.047	149.4	43.377	154.3	180.0	2:23.440	
3	30.016	<u>126.8</u>	<u>1:01.198</u>	150.4	43.847	150.4	196.7	2:15.061		9	30.292	123.7	1:02.299	<u>151.0</u>	46.269	150.8	194.2	2:18.860	
4	<u>29.966</u>	125.0	1:01.641	148.1	<u>42.554</u>	151.5	193.5	<u>2:14.161</u>		10	30.597	123.9	1:02.509	147.3	43.484	153.6	194.2	2:16.590	
5	30.039	121.8	1:02.596	150.4	43.120	151.3	195.3	2:15.755		11	30.689	114.2	1:02.434	149.2	42.878	153.0	196.4	2:16.001	
6	31.010	121.1	1:02.371	<u>151.0</u>	43.230	153.6	190.8	2:16.611		12	30.974	120.0	1:03.515	147.7	50.263	<u>154.9</u>	193.9	2:24.752	

41 Peter Knoefel (DEU)										Emeryson FJ									
lap	Sect-1	Speed	Sect-2	Speed	Sect-3	Speed	TopSpeed	laptime	pit	lap	Sect-1	Speed	Sect-2	Speed	Sect-3	Speed	Topspeed	laptime	pit
1	32.127	122.9	<u>1:01.426</u>	143.0	41.765	<u>153.0</u>	184.3	2:15.318		7	31.571	123.7	1:02.196	140.6	45.411	145.7	186.5	2:19.178	
2	<u>29.476</u>	121.6	1:01.730	144.2	42.174	151.5	185.6	<u>2:13.380</u>		8	34.278	124.0	1:04.177	127.5	42.479	149.8	183.4	2:20.934	
3	29.993	123.3	1:02.425	137.9	43.179	149.8	188.2	2:15.597		9	31.324	121.2	1:01.501	128.9	42.411	150.8	177.6	2:15.236	
4	30.575	122.9	1:02.670	141.0	42.282	150.0	<u>190.5</u>	2:15.527		10	30.397	125.1	1:02.539	142.7	41.490	149.6	182.4	2:14.426	
5	30.826	124.6	1:03.339	140.6	42.917	147.7	187.8	2:17.082		11	41.304	92.9	1:04.696	<u>144.6</u>	<u>41.460</u>	147.7	187.2	2:27.460	
6	31.125	<u>126.2</u>	1:02.642	132.0	42.615	149.2	189.8	2:16.382		12	29.577	122.6	1:03.305	143.0	42.896	148.1	183.7	2:15.778	

53 Philipp Buhöfer (CHE)										Lola Mk5A									
lap	Sect-1	Speed	Sect-2	Speed	Sect-3	Speed	TopSpeed	laptime	pit	lap	Sect-1	Speed	Sect-2	Speed	Sect-3	Speed	Topspeed	laptime	pit
1	30.585	134.3	56.673	159.5	39.011	169.5	211.8	2:06.269		8	27.086	134.8	55.011	161.9	38.013	168.5	213.4	2:00.110	
2	42.299	128.1	55.946	160.5	39.249	166.4	215.1	2:17.494		9	26.379	136.2	55.409	161.0	<u>37.885</u>	168.0	213.4	1:59.673	
3	27.295	136.2	56.103	162.4	39.644	164.9	<u>217.3</u>	2:03.042		10	26.283	136.2	55.147	162.7	39.292	164.6	213.9	2:00.722	
4	26.682	<u>136.7</u>	55.933	162.2	38.781	<u>170.6</u>	213.4	2:01.396		11	28.362	135.3	55.021	160.5	38.340	166.4	213.4	2:01.723	
5	27.271	136.2	55.663	161.0	38.409	166.7	213.4	2:01.343		12	<u>26.170</u>	<u>136.7</u>	<u>54.801</u>	162.2	37.964	167.4	215.1	<u>1:58.935</u>	

Bosch Hockenheim Historic

DMSB 107-2017, 50-2017
FIA 1FJ.Deu.270327

DMSB

FIA Lurani Trophy

20 - 23 April 2017

Laps and Sector Times - Race 2

Hockenheimring GP - 4574 mtr.

6	26.874	<u>136.7</u>	55.430	<u>163.4</u>	38.922	167.7	213.9	2:01.226	13	26.648	131.4	55.662	160.5	39.001	167.4	215.1	2:01.311
7	29.146	135.3	55.093	160.2	38.214	167.7	213.4	2:02.453	14								

55	Manfredo Rossi Di Montelera (ITA)									Lotus 22									
lap	Sect-1	Speed	Sect-2	Speed	Sect-3	Speed	T opSpeed	laptime	pit	lap	Sect-1	Speed	Sect-2	Speed	Sect-3	Speed	T opspeed	laptime	pi
1		135.8	56.422	155.2	38.296	165.9	210.5	2:06.469		8	26.685	134.5	<u>55.018</u>	159.8	38.001	158.6	208.5	1:59.704	
2	26.434	126.8	55.849	159.1	<u>37.874</u>	164.9	208.5	2:00.157		9	28.577	133.3	55.165	<u>160.0</u>	37.903	166.9	<u>210.9</u>	2:01.645	
3	26.496	135.0	55.098	159.3	38.039	164.9	209.7	<u>1:59.633</u>		10	26.696	134.8	55.398	159.8	37.990	165.4	209.7	2:00.084	
4	26.516	133.0	55.707	159.5	38.015	165.6	208.1	2:00.238		11	<u>26.202</u>	135.0	55.725	154.7	37.989	164.4	210.1	1:59.916	
5	26.266	133.8	55.273	159.3	38.321	163.6	207.3	1:59.860		12	26.484	135.8	55.376	158.4	37.922	166.2	209.3	1:59.782	
6	27.244	135.5	55.335	159.3	38.031	158.8	208.1	2:00.610		13	26.473	134.3	55.258	159.1	37.932	162.7	208.9	1:59.663	
7	26.835	136.2	55.184	159.3	37.932	167.2	208.9	1:59.951		14									

56	Joao Paulo Campos Costa (POR)									Lola MK 5									
lap	Sect-1	Speed	Sect-2	Speed	Sect-3	Speed	TopSpeed	laptime	pit	lap	Sect-1	Speed	Sect-2	Speed	Sect-3	Speed	Topspeed	laptime	pi
1	30.501	133.3	57.551	157.9	39.868	<u>168.0</u>	<u>218.6</u>	2:07.920		8	<u>27.345</u>	135.5	56.812	154.7	39.580	163.9	212.2	2:03.737	
2	28.430	135.5	56.047	158.8	39.381	165.6	217.7	2:03.858		9	27.927	136.2	57.297	159.1	39.716	165.1	210.9	2:04.940	
3	27.746	134.2	56.557	<u>160.7</u>	40.208	166.2	213.0	2:04.511		10	27.462	136.5	56.207	158.4	39.738	165.9	212.2	<u>2:03.407</u>	
4	27.431	134.7	56.795	159.8	40.407	165.9	214.7	2:04.633		11	27.397	127.7	57.043	159.1	40.000	163.4	211.8	2:04.440	
5	27.628	135.0	<u>55.974</u>	157.7	40.253	166.2	210.5	2:03.855		12	27.538	<u>136.7</u>	56.827	156.5	40.241	165.4	215.6	2:04.606	
6	27.497	135.5	56.275	157.7	40.553	166.2	211.4	2:04.325		13	27.787	130.1	1:07.585	143.2	44.168	154.5	213.4	2:19.540	
7	28.279	135.8	56.126	159.5	39.241	166.4	213.9	2:03.646		14									

58	Richard Smeeton (GBR)									Wainer 63									
lap	Sect-1	Speed	Sect-2	Speed	Sect-3	Speed	TopSpeed	laptime	pit	lap	Sect-1	Speed	Sect-2	Speed	Sect-3	Speed	Topspeed	laptime	pit
1	32.465	130.0	56.249	161.0	38.549	170.1	211.8	2:07.263		2									

63	Daniele Salodini (ITA)									Taraschi FJ									
lap	Sect-1	Speed	Sect-2	Speed	Sect-3	Speed	TopSpeed	laptime	pit	lap	Sect-1	Speed	Sect-2	Speed	Sect-3	Speed	Topspeed	laptime	pit
1	34.001	102.3	1:06.590	139.2	45.966	149.4	169.5	2:26.557		7	31.921	114.5	1:06.261	136.4	45.591	150.2	178.8	2:23.773	
2	31.652	109.6	1:03.896	141.2	45.271	147.9	185.2	2:20.819		8	31.410	112.5	1:04.138	133.5	45.338	153.0	177.6	2:20.886	
3	31.096	107.5	1:06.693	133.5	46.977	145.2	188.8	2:24.766		9	30.437	107.6	1:03.010	<u>145.6</u>	<u>43.567</u>	153.2	173.4	2:17.014	
4	33.667	106.2	1:05.901	138.8	45.996	145.9	170.1	2:25.564		10	<u>30.152</u>	113.1	<u>1:01.704</u>	144.2	44.018	152.8	<u>191.5</u>	<u>2:15.874</u>	
5	31.308	109.8	1:04.883	138.6	45.305	147.1	187.8	2:21.496		11	31.034	<u>123.4</u>	1:01.838	144.6	43.594	<u>154.5</u>	188.5	2:16.466	
6	33.446	109.8	1:05.086	138.6	45.875	149.8	173.9	2:24.407		12	30.965	107.9	1:06.481	137.6	44.976	146.5	182.4	2:22.422	

67	Bob Birrell (GBR)									Lotus 20									
lap	Sect-1	Speed	Sect-2	Speed	Sect-3	Speed	TopSpeed	laptime	pit	lap	Sect-1	Speed	Sect-2	Speed	Sect-3	Speed	Topspeed	laptime	pit
1	35.576	110.9	1:07.905	139.5	47.289	145.7	170.3	2:30.770		7	34.389	114.9	1:07.813	132.8	46.169	141.0	177.6	2:28.371	
2	33.566	109.2	1:08.793	140.3	46.586	143.6	165.4	2:28.945		8	33.077	114.4	1:07.822	138.8	47.791	138.5	168.5	2:28.690	
3	33.403	110.3	1:07.594	137.1	47.217	142.9	166.4	2:28.214		9	34.542	111.3	1:09.198	128.9	47.843	140.8	165.6	2:31.583	
4	33.458	109.6	1:09.672	136.9	48.336	136.7	161.2	2:31.466		10	33.616	106.5	1:10.329	135.7	46.204	142.1	164.9	2:30.149	
5	36.268	111.8	1:11.541	129.2	48.447	142.5	161.0	2:36.256		11	33.621	112.3	1:11.676	128.0	48.817	141.5	168.5	2:34.114	
6	34.014	112.5	1:08.680	134.8	46.639	139.5	164.6	2:29.333		12									

68	Bruno Weibel (CHE)									Lotus 20									
lap	Sect-1	Speed	Sect-2	Speed	Sect-3	Speed	TopSpeed	laptime	pit	lap	Sect-1	Speed	Sect-2	Speed	Sect-3	Speed	Topspeed	laptime	pi
1	31.148	130.0	58.557	157.4	39.373	<u>166.9</u>	206.1	2:09.078		8	27.706	131.1	57.685	152.8	38.390	160.7	203.8	2:03.781	
2	28.894	130.3	57.823	156.7	39.569	162.9	204.5	2:06.286		9	28.017	129.5	57.431	158.1	38.157	164.1	201.1	2:03.605	
3	27.747	128.7	58.172	156.7	38.809	162.4	201.1	2:04.728		10	27.276	130.3	57.411	<u>158.8</u>	<u>38.091</u>	164.6	200.7	<u>2:02.778</u>	
4	27.524	131.1	57.948	157.2	38.836	164.1	200.0	2:04.308		11	<u>27.139</u>	128.9	57.539	<u>158.8</u>	39.030	160.7	201.5	2:03.708	
5	27.945	<u>131.5</u>	<u>57.283</u>	157.9	38.480	164.6	<u>208.5</u>	2:03.708		12	27.613	129.7	57.689	157.9	38.328	163.9	203.0	2:03.630	
6	29.249	130.0	57.594	157.7	38.935	162.4	202.2	2:05.778		13	27.835	129.7	1:47.534	151.0	40.593	154.1	201.9	2:55.962	
7	28.384	129.2	57.741	157.7	39.030	165.6	204.2	2:05.155		14									

Bosch Hockenheim Historic

DMSB 107-2017, 50-2017
FIA 1FJ.Deu.270327

DMSB

FIA Lurani Trophy

20 - 23 April 2017

Laps and Sector Times - Race 2

Hockenheimring GP - 4574 mtr.

70	John Fyda (SCO)									Brabham BT6									
lap	Sect-1	Speed	Sect-2	Speed	Sect-3	Speed	TopSpeed	laptime	pit	lap	Sect-1	Speed	Sect-2	Speed	Sect-3	Speed	Topspeed	laptime	pit
1	29.072	137.8	55.984	164.6	38.982	173.6	218.6	2:04.038		8	26.700	140.8	55.106	165.1	38.791	171.4	220.0	2:00.597	
2	27.864	134.7	54.925	166.9	38.704	172.8	221.8	2:01.493		9	26.675	139.5	55.067	164.1	38.362	173.1	221.8	2:00.104	
3	26.556	141.2	55.676	164.6	38.882	171.4	<u>223.1</u>	2:01.114		10	26.906	136.2	54.307	165.6	38.397	173.1	219.5	1:59.610	
4	26.863	<u>141.9</u>	54.822	164.9	38.717	174.2	221.3	2:00.402		11	26.695	141.7	<u>54.159</u>	<u>167.4</u>	38.496	<u>175.3</u>	219.1	<u>1:59.350</u>	
5	27.164	137.2	55.568	163.1	<u>38.322</u>	173.9	220.4	2:01.054		12	26.879	141.0	54.665	163.6	38.385	173.4	222.7	1:59.929	
6	27.394	141.7	54.519	165.9	38.776	173.1	222.2	2:00.689		13	<u>26.363</u>	138.1	1:05.602	160.0	39.843	172.2	220.4	2:11.808	
7	26.930	141.2	54.779	164.4	38.891	171.2	217.7	2:00.600		14									

73	Oliver Hartmann (DEU)									Lotus 20									
lap	Sect-1	Speed	Sect-2	Speed	Sect-3	Speed	TopSpeed	laptime	pit	lap	Sect-1	Speed	Sect-2	Speed	Sect-3	Speed	Topspeed	laptime	pit
1	33.249	119.3	1:03.929	148.8	44.524	157.2	184.0	2:21.702		7	30.630	119.9	1:01.393	149.6	42.910	156.3	196.0	2:14.933	
2	30.396	119.5	1:02.620	149.2	44.273	154.7	201.1	2:17.289		8	30.610	120.5	1:01.436	<u>154.7</u>	<u>42.452</u>	<u>160.2</u>	205.3	2:14.498	
3	30.093	123.4	1:01.807	149.0	44.261	156.7	199.3	2:16.161		9	30.403	125.0	1:00.339	152.3	43.281	159.8	198.5	2:14.023	
4	30.494	123.0	1:02.018	144.2	44.052	155.8	200.7	2:16.564		10	30.064	124.9	<u>1:00.077</u>	151.5	42.649	150.0	197.4	<u>2:12.790</u>	
5	29.729	122.9	1:01.820	148.6	43.593	156.1	191.8	2:15.142		11	30.485	117.4	1:00.087	151.5	42.820	157.2	200.4	2:13.392	
6	30.451	122.7	1:01.168	148.4	43.407	155.8	194.6	2:15.026		12	29.663	127.8	1:02.481	153.2	42.860	159.5	208.1	2:15.004	

79	Pietro Vergnano (ITA)									Brabham BT6									
lap	Sect-1	Speed	Sect-2	Speed	Sect-3	Speed	TopSpeed	laptime	pit	lap	Sect-1	Speed	Sect-2	Speed	Sect-3	Speed	Topspeed	laptime	pit
1	30.254	132.0	57.959	154.9	38.265	<u>165.1</u>	206.5	2:06.478		8	27.801	133.3	56.100	157.2	38.485	160.7	208.9	2:02.386	
2	27.809	133.2	56.873	156.3	38.502	163.4	208.5	2:03.184		9	27.822	134.3	56.174	154.7	38.187	160.5	207.3	2:02.183	
3	27.028	136.0	56.515	156.7	38.086	163.4	209.7	2:01.629		10	26.829	134.5	56.056	<u>158.1</u>	39.389	162.7	209.3	2:02.274	
4	27.232	<u>136.7</u>	55.921	157.0	38.897	163.4	209.3	2:02.050		11	26.819	136.5	<u>55.593</u>	154.5	38.112	164.4	207.3	<u>2:00.524</u>	
5	27.234	135.7	57.145	151.9	38.225	164.6	208.5	2:02.604		12	<u>26.740</u>	135.8	56.433	156.7	<u>37.989</u>	164.4	209.7	2:01.162	
6	27.071	134.3	56.845	155.4	39.133	164.6	209.7	2:03.049		13	26.779	131.2	56.095	155.6	38.567	164.1	208.5	2:01.441	
7	27.646	134.7	55.881	157.9	39.388	160.5	<u>210.9</u>	2:02.915		14									

83	Jonathan Fyda (SCO)									U2 Mk3									
lap	Sect-1	Speed	Sect-2	Speed	Sect-3	Speed	TopSpeed	laptime	pit	lap	Sect-1	Speed	Sect-2	Speed	Sect-3	Speed	Topspeed	laptime	pit
1	31.023	128.9	57.961	152.8	39.507	<u>164.6</u>	<u>206.5</u>	2:08.491		6	28.157	130.4	58.917	149.6	39.563	155.2	200.7	2:06.637	
2	29.269	128.4	58.226	<u>158.1</u>	40.345	162.2	204.9	2:07.840		7	28.976	129.7	59.568	156.7	39.965	159.8	200.7	2:08.509	
3	28.306	128.4	59.289	155.8	40.024	158.4	206.1	2:07.619		8	28.656	129.7	58.816	155.6	<u>39.397</u>	161.9	198.5	2:06.869	
4	27.976	<u>132.4</u>	57.878	152.1	39.806	160.0	204.2	2:05.660		9	28.110	129.5	59.336	154.5	39.788	159.8	200.4	2:07.234	
5	27.707	128.0	57.878	157.4	39.588	163.1	203.8	2:05.173		10	<u>27.684</u>	128.9	<u>57.776</u>	<u>158.1</u>	39.398	159.1	198.9	<u>2:04.858</u>	

85	Dr. Peter Laier (DEU)									Lotus 22									
lap	Sect-1	Speed	Sect-2	Speed	Sect-3	Speed	TopSpeed	laptime	pit	lap	Sect-1	Speed	Sect-2	Speed	Sect-3	Speed	Topspeed	laptime	pit
1	31.212	107.9	59.276	153.8	39.919	161.0	207.3	2:10.407		8	28.101	129.0	58.169	153.2	40.019	<u>161.4</u>	204.2	2:06.289	
2	28.617	126.3	58.609	152.5	40.254	158.1	206.9	2:07.480		9	27.846	129.2	57.895	153.6	39.855	159.5	204.9	2:05.596	
3	28.491	127.5	58.348	148.8	40.050	157.0	<u>208.5</u>	2:06.889		10	<u>27.632</u>	128.0	<u>57.497</u>	<u>155.8</u>	39.946	158.4	206.9	<u>2:05.075</u>	
4	28.028	130.0	59.081	151.9	40.052	159.1	204.5	2:07.161		11	28.389	130.4	58.318	153.6	<u>39.844</u>	159.5	205.7	2:06.551	
5	27.719	129.7	58.106	152.3	39.946	160.2	205.3	2:05.771		12	28.269	<u>131.1</u>	57.971	152.1	40.219	159.5	206.1	2:06.459	
6	28.760	128.6	59.255	151.9	39.880	156.7	204.9	2:07.895		13	28.668	128.3	1:01.042	153.0	42.408	152.5	199.6	2:12.118	
7	28.542	130.0	58.094	154.3	40.028	159.8	206.1	2:06.664		14									

86	Caroline Abbou Rossi Di Montelera (FRA)									Brabham BT6									
lap	Sect-1	Speed	Sect-2	Speed	Sect-3	Speed	TopSpeed	laptime	pit	lap	Sect-1	Speed	Sect-2	Speed	Sect-3	Speed	Topspeed	laptime	pit
1	31.666	109.9	1:00.238	151.3	<u>40.751</u>	159.5	198.5	2:12.655		8	30.142	<u>133.8</u>	<u>57.889</u>	151.3	41.800	157.0	201.5	2:09.831	
2	28.452	126.6	58.464	149.2	41.590	161.0	203.0	2:08.506		9	28.524	132.2	58.369	151.5	40.959	160.0	199.3	<u>2:07.852</u>	
3	28.441	129.3	59.456	151.7	41.857	157.7	<u>203.8</u>	2:09.754		10	28.436	130.4	58.916	150.4	41.874	159.3	198.9	2:09.226	
4	28.302	126.3	58.862	151.5	42.330	158.4	200.0	2:09.494		11	28.409	131.1	58.321	151.5	41.772	159.8	200.7	2:08.502	
5	28.226	128.0	58.450	151.0	41.881	159.8	200.4	2:08.557		12	<u>28.138</u>	126.6	59.153	150.2	41.403	160.0	201.5	2:08.694	
6	28.560	129.2	58.756	150.2	41.959	159.3	200.4	2:09.275		13	28.164	129.7	1:01.341	147.3	41.523	159.1	200.7	2:11.028	
7	32.374	128.0	58.186	152.1	40.813	161.2	201.9	2:11.373		14									

Bosch Hockenheim Historic

DMSB 107-2017 , 50-2017
FIA 1FJ.Deu.270327

DMSB

FIA Lurani Trophy

20 - 23 April 2017

Laps and Sector Times - Race 2

Hockenheimring GP - 4 574 mtr.

87	Stephane Rey (FRA)									Lola MK 5 A									
lap	Sect-1	Speed	Sect-2	Speed	Sect-3	Speed	TopSpeed	laptime	pit	lap	Sect-1	Speed	Sect-2	Speed	Sect-3	Speed	Topspeed	laptime	pit
1	31.061	130.6	56.056	160.2	38.745	<u>169.0</u>	214.7	2:05.862		8	27.569	134.3	55.694	157.7	38.828	164.9	211.8	2:02.091	
2	28.058	128.7	56.161	157.4	39.295	165.1	216.4	2:03.514		9	27.243	137.6	<u>55.408</u>	157.2	38.703	167.4	212.6	2:01.354	
3	26.893	137.2	55.880	159.1	39.136	165.6	214.7	2:01.909		10	26.922	137.2	56.026	<u>162.9</u>	38.942	166.4	<u>216.9</u>	2:01.890	
4	27.056	<u>138.3</u>	55.612	159.1	39.650	165.9	213.4	2:02.318		11	26.700	137.2	55.967	158.1	<u>38.509</u>	166.9	212.2	2:01.176	
5	27.029	137.2	56.612	154.1	38.902	166.2	213.4	2:02.543		12	<u>26.664</u>	136.7	55.715	161.0	38.512	167.2	213.4	<u>2:00.891</u>	
6	26.955	134.0	56.835	152.1	39.306	165.9	213.0	2:03.096		13	26.809	138.1	56.051	155.2	39.539	166.2	214.7	2:02.399	
7	27.273	137.4	55.922	160.7	39.738	162.9	213.4	2:02.933		14									

98	Chris Merrick (GBR)									Cooper T59									
lap	Sect-1	Speed	Sect-2	Speed	Sect-3	Speed	TopSpeed	laptime	pit	lap	Sect-1	Speed	Sect-2	Speed	Sect-3	Speed	Topspeed	laptime	pit
1	31.703	122.0	1:00.760	146.3	40.777	151.9	200.4	2:13.240		5	29.713	120.7	1:02.877	138.3	42.509	142.9	189.8	2:15.099	
2	29.407	123.0	1:00.583	141.2	41.769	148.4	197.8	2:11.759		6	31.692	117.6	1:03.619	137.8	42.159	140.4	182.1	2:17.470	
3	29.628	122.0	1:01.897	143.0	41.807	146.1	196.7	2:13.332		7	30.508	118.0	1:07.533	119.3	In		177.9	2:38.644	P
4	29.719	121.6	1:02.002	139.9	41.578	148.6	193.9	2:13.299		8									

99	Serge Kriknoff (CHE)									Lotus 22									
lap	Sect-1	Speed	Sect-2	Speed	Sect-3	Speed	TopSpeed	laptime	pit	lap	Sect-1	Speed	Sect-2	Speed	Sect-3	Speed	Topspeed	laptime	pit
1	33.887	120.9	1:00.999	156.3	41.080	<u>167.2</u>	186.9	2:15.966		8	28.708	133.7	57.457	<u>160.0</u>	40.800	<u>167.2</u>	208.5	2:06.965	
2	29.330	125.9	58.401	156.7	41.349	165.9	205.3	2:09.080		9	27.992	133.5	57.732	159.8	<u>39.854</u>	165.6	205.7	2:05.578	
3	28.541	130.3	58.413	152.3	41.198	160.2	210.1	2:08.152		10	28.026	133.5	57.622	159.3	40.414	165.9	206.1	2:06.062	
4	28.440	132.8	58.156	156.5	40.840	165.6	208.9	2:07.436		11	28.074	133.0	58.241	157.4	40.416	165.4	<u>210.9</u>	2:06.731	
5	28.331	133.5	57.886	159.1	40.398	165.4	<u>210.9</u>	2:06.615		12	<u>27.885</u>	131.2	<u>56.685</u>	158.8	40.654	166.9	209.3	<u>2:05.224</u>	
6	28.795	<u>133.8</u>	57.666	157.2	40.862	166.4	210.1	2:07.323		13	27.898	133.7	59.766	154.9	40.463	158.6	209.7	2:08.127	
7	31.251	131.9	57.871	158.6	40.411	<u>167.2</u>	204.9	2:09.533		14									

140	Michael Ashley-Brown (GBR)									Britannia FJ									
lap	Sect-1	Speed	Sect-2	Speed	Sect-3	Speed	TopSpeed	laptime	pit	lap	Sect-1	Speed	Sect-2	Speed	Sect-3	Speed	Topspeed	laptime	pit
1	36.677	106.7	<u>1:08.038</u>	133.2	<u>46.952</u>	<u>138.5</u>	<u>175.3</u>	2:31.667		3	<u>33.079</u>	109.1	1:09.806	129.3	48.247	124.6	170.3	2:31.132	
2	33.404	110.5	1:08.651	135.7	47.264	132.8	162.4	2:29.319		4									

158	Patrick Daubrey (FRA)									Lotus 22									
lap	Sect-1	Speed	Sect-2	Speed	Sect-3	Speed	TopSpeed	laptime	pit	lap	Sect-1	Speed	Sect-2	Speed	Sect-3	Speed	Topspeed	laptime	pit
1	30.992	126.8	58.768	157.0	39.807	163.4	208.5	2:09.567		8	27.380	133.5	56.363	157.7	38.985	164.6	206.5	2:02.728	
2	28.478	131.7	58.253	157.4	39.829	164.6	208.5	2:06.560		9	27.387	132.5	<u>56.337</u>	157.9	<u>38.904</u>	164.6	206.5	<u>2:02.628</u>	
3	28.460	131.9	57.771	155.6	40.405	164.1	212.2	2:06.636		10	27.179	133.2	56.980	157.0	38.947	164.6	206.5	2:03.106	
4	27.549	131.5	57.328	157.0	39.045	165.1	207.3	2:03.922		11	<u>26.971</u>	133.2	56.421	<u>160.2</u>	39.395	165.1	209.7	2:02.787	
5	27.319	129.2	57.185	154.5	39.492	164.1	206.5	2:03.996		12	27.215	<u>135.8</u>	56.858	158.6	39.737	<u>166.9</u>	211.4	2:03.810	
6	27.397	134.3	56.875	157.4	39.096	164.9	209.7	2:03.368		13	27.639	134.0	57.543	154.1	39.715	162.4	<u>214.7</u>	2:04.897	
7	27.830	134.2	56.668	156.7	39.251	163.9	213.4	2:03.749		14									

189	Bruno Ferrari (ITA)									Branca FJ									
lap	Sect-1	Speed	Sect-2	Speed	Sect-3	Speed	TopSpeed	laptime	pit	lap	Sect-1	Speed	Sect-2	Speed	Sect-3	Speed	Topspeed	laptime	pit
1	30.448	132.7	57.527	157.0	39.824	165.9	214.3	2:07.799		8	<u>27.083</u>	134.2	57.151	151.0	39.061	166.9	215.6	2:03.295	
2	28.253	129.8	57.168	159.3	39.481	<u>168.2</u>	212.2	2:04.902		9	27.951	<u>137.6</u>	<u>55.262</u>	158.8	39.183	165.4	210.9	2:02.396	
3	27.397	133.3	55.986	156.3	39.806	166.4	<u>218.2</u>	2:03.189		10	27.154	135.2	56.543	156.3	39.533	165.4	208.9	2:03.230	
4	27.465	131.9	56.974	158.8	45.656	166.4	208.5	2:10.095		11	27.315	135.0	56.524	<u>159.8</u>	<u>39.043</u>	167.4	212.6	2:02.882	
5	27.226	137.2	55.915	157.2	39.058	168.0	211.4	<u>2:02.199</u>		12	27.508	134.8	56.515	159.1	39.506	164.6	209.3	2:03.529	
6	27.192	134.5	56.191	155.2	39.150	166.2	212.6	2:02.533		13	27.244	131.9	57.842	158.4	40.032	157.2	208.9	2:05.118	
7	27.299	136.5	55.922	159.8	39.706	166.9	216.9	2:02.927		14									

992	Pierre Tonetti (ITA)									Brabham BT6									
lap	Sect-1	Speed	Sect-2	Speed	Sect-3	Speed	TopSpeed	laptime	pit	lap	Sect-1	Speed	Sect-2	Speed	Sect-3	Speed	Topspeed	laptime	pit
1	30.833	134.2	56.266	159.1	39.412	169.3	215.1	2:06.511		8	27.372	138.1	54.627	164.1	38.342	171.2	215.6	2:00.341	
2	27.008	132.8	55.582	163.4	38.392	171.2	215.6	2:00.982		9	27.209	139.5	54.782	162.4	38.289	172.8	<u>219.1</u>	2:00.280	
3	26.904	138.6	55.493	162.4	38.809	169.5	218.2	2:01.206		10	26.589	138.5	<u>54.325</u>	164.1	38.263	<u>173.1</u>	216.0	<u>1:59.177</u>	
4	27.003	139.5	54.988	162.4	38.719	171.2	216.0	2:00.710		11	26.768	<u>141.2</u>	54.568	<u>165.9</u>	38.976	171.7	216.0	2:00.312	

Bosch Hockenheim Historic

DMSB 107-2017 , 50-2017
FIA 1FJ.Deu.270327

DMSB

FIA Lurani Trophy

20 - 23 April 2017

Laps and Sector Times - Race 2

Hockenheimring GP - 4574 mtr.

5	26.846	137.9	54.909	161.9	38.576	170.3	215.1	2:00.331	12	27.101	139.0	55.739	161.4	38.289	172.2	216.0	2:01.129
6	27.738	<u>141.2</u>	54.553	163.9	<u>38.174</u>	171.2	216.0	2:00.465	13	<u>26.511</u>	138.6	1:09.259	155.2	42.961	139.5	218.6	2:18.731
7	27.859	138.1	54.682	163.4	38.303	170.9	216.0	2:00.844	14								

Bosch Hockenheim Historic
Positions for each lap - Race 2

DMSB 107-2017 , 50-2017
FIA 1FJ.Deu.270327

DMSB

FIA Lurani Trophy
Positions for each lap

20 - 23 April 2017
Hockenheimring GP - 4574 mtr.

Pos	Nr.	Name	1	2	3	4	5	6	7	8	9	10	11	12	13
1	55	Manfredo Rossi Di Montelera	55	55	55	55	55	55	55	55	55	55	55	55	55
2	70	John Fyda	992	992	992	992	992	992	992	992	992	992	992	70	70
3	992	Pierre Tonetti	70	70	70	70	70	70	70	70	70	70	70	992	992
4	87	Stephane Rey	53	87	87	87	87	87	87	87	87	87	87	87	87
5	79	Pietro Vergnano	58	79	79	79	79	79	79	79	79	79	79	79	79
6	53	Philipp Buhofer	87	56	189	56	56	53	53	53	53	53	53	53	53
7	189	Bruno Ferrari	79	189	56	68	53	56	56	56	189	189	189	189	189
8	158	Patrick Daubrey	189	68	68	53	189	189	189	189	56	56	56	56	158
9	56	Joao Paulo Campos Costa	56	33	53	189	68	68	158	158	158	158	158	158	56
10	85	Dr. Peter Laier	33	83	33	158	158	158	68	68	68	68	68	68	85
11	99	Serge Krikhoff	83	158	158	33	33	83	83	83	83	83	85	85	99
12	68	Bruno Weibel	68	85	83	83	83	85	85	85	85	85	99	99	68
13	86	Caroline Abbou Rossi Di Montelera	158	53	85	85	85	86	99	99	99	99	86	86	86
14	73	Oliver Hartmann	85	86	86	86	86	99	86	86	86	86	73	73	
15	41	Peter Knoefel	86	98	99	99	99	98	41	41	73	73	38	41	
16	38	Pierre Guichard	98	99	98	98	98	41	38	73	41	41	41	38	
17	63	Daniele Salodini	41	41	41	41	41	38	73	38	38	38	4	63	
18	4	Floris-Jan Hekker	38	38	38	38	38	73	98	4	4	4	63	4	
19	6	Carlo Incerti	99	73	73	73	73	4	4	63	63	63	6		
20	67	Bob Birrell	73	4	63	4	4	63	63	6	6	6	67		
21	32	Gilbert Lenoir	4	63	4	63	63	6	6	67	67	67	32		
22	83	Jonathan Fyda	63	6	6	6	6	67	67	32	32	32			
23	98	Chris Merrick	6	67	67	67	67	32	32						
24	33	Andrea Guarino	67	140	140	32	32								
25	140	Michael Ashley-Brown	140	32	32										
26	58	Richard Smeeton	32												

Bosch Hockenheim Historic

DMSB 107-2017 , 50-2017 FIA 1FJ.Deu.270327

DMSB

20 - 23 April 2017

Hockenheimring GP - 4574 mtr.

Starting grid - FIA Lurani Trophy - Race 2

Startzeit : 11:40 - Lauf Länge : 25 Minuten

Pos	Nbr	Name	time
-----	-----	------	------

Pos	Nbr	Name	time
-----	-----	------	------

28	73	Oliver Hartmann	
26	6	Carlo Incerti	2: 29.416
24	140	Michael Ashley-Brown	2: 23.917
22	63	Daniele Salodini	2: 16.776
20	41	Peter Knoefel	2: 13.737
18	98	Chris Merrick	2: 10.087
16	99	Serge Kriknoff	2: 07.129
14	158	Patrick Daubreby	2: 05.640
12	56	Joao Paulo Campos Costa	2: 04.036
10	189	Bruno Ferrari	2: 01.805
8	70	John Fyda	2: 01.415
6	87	Stephane Rey	2: 00.818
4	58	Richard Smeeton	1: 59.898
2	992	Pierre Tonetti	1: 59.318

Row 14

Row 13

Row 12

Row 11

Row 10

Row 9

Row 8

Row 7

Row 6

Row 5

Row 4

Row 3


Row 2

Row 1

27	32	Gilbert Lenoir	2: 30.281
25	67	Bob Birrell	2: 26.891
23	4	Floris-Jan Hekker	2: 20.517
21	38	Pierre Guichard	2: 16.646
19	85	Dr. Peter Laier	2: 10.233
17	86	Caroline Abbou Rossi Di Montelera	2: 08.689
15	83	Jonathan Fyda	2: 06.731
13	68	Bruno Weibel	2: 05.082
11	33	Andrea Guarino	2: 03.555
9	79	Pietro Vergnano	2: 01.775
7	34	Marco Werner	2: 00.936
5	65	Urs Mueller	2: 00.293
3	53	Philipp Buhof er	1: 59.633
1	55	Manfredo Rossi Di Montelera	1: 58.577

Pole Left

----- STARTLINE -----

			Publication-time
Results and lap times : www.raceresults.at		Timekeeping by : SDO SportTiming	
Clerk of the Course	Steward	Timekeeper	 OFFICIAL TIMEKEEPER
Arthur Hirning, Franz Josef Serr	David Gray, Harry Vossen, Robert	Bernd Jung	
Page 1 of 1			



BOSCH
Technik fürs Leben



Bosch Hockenheim Historic

 DMSB 107-2017 , 50-2017
 FIA 1FJ.Deu.270327

DMSB

Heat name	: FIA Lurani Trophy - Race 2		
Heat Date	: 23 April 2017		
Weather	:		
CIRCUITNAME	: Hockenheimring GP - 4.574 mtr.		
Participants Started	: 26	Participants Classified	: 26
Participants Finished	: 21	Participants Not Classified	: 5
Participants Not Finished	: 5		
Green flag at	: 12:03:08	Heat recording start time	: 11:49:37
Finish flag waved at	: 12:29:15	Heat recording end time	: 12:31:56
Total time under Green	: 26:07	Total of All Laps in Heat	: 288
Number of cautions	: 0	Total time under Yellow	: 00:00:00
Number of code-60's	: 0	Total time under Code-60	: 00:00:00

Summary of winners per class

Nbr	Name / Team name	Car	Cls	Fastest Laptime	In	Avg. Speed	Laps	Race Time
55	Manfredo Rossi Di Montelera	Lotus 22	E1	1:59.633	3	136.54	13	26:07.712
68	Bruno Weibel	Lotus 20	D2	2:02.778	10	127.59	13	27:57.642
41	Peter Knoefel	Emeryson FJ	C2	2:13.380	2	119.51	12	27:33.285
63	Daniele Salodini	Taraschi FJ	A	2:15.874	10	115.68	12	28:28.118
4	Floris-Jan Hekker	Rayberg FJ	B2	2:18.757	8	115.64	12	28:28.634
67	Bob Birrell	Lotus 20	D1	2:28.214	3	108.63	11	27:47.279

Leader history during the Heat

#	Nbr	Lap	to Lap	Name	Car
1	55	1	13	Manfredo Rossi Di Montelera	Lotus 22

Best Lap time history during the Heat

#	Nbr	lap time	in lap	Name	Car	time of day
1	55	2:06.469	1	Manfredo Rossi Di Montelera	Lotus 22	12:05:14
2	70	2:04.038	1	John Fyda	Brabham BT6	12:05:15
3	55	2:00.157	2	Manfredo Rossi Di Montelera	Lotus 22	12:07:14
4	55	1:59.633	3	Manfredo Rossi Di Montelera	Lotus 22	12:09:14
5	992	1:59.177	10	Pierre Tonetti	Brabham BT6	12:23:19
6	53	1:58.935	12	Philipp Buhofer	Lola Mk5A	12:27:44

Summary of best lap times per class

Nbr	Name / Team name	Car	Cls	Fastest Laptime	In	Speed
63	Daniele Salodini	Taraschi FJ	A	2:15.874	10	121.19
4	Floris-Jan Hekker	Rayberg FJ	B2	2:18.757	8	118.67
41	Peter Knoefel	Emeryson FJ	C2	2:13.380	2	123.45
67	Bob Birrell	Lotus 20	D1	2:28.214	3	111.10
68	Bruno Weibel	Lotus 20	D2	2:02.778	10	134.12
53	Philipp Buhofer	Lola Mk5A	E1	1:58.935	12	138.45

Summary of number of laps in the lead

#	Nbr	Name	Car	# Laps in the lead
1	55	Manfredo Rossi Di Montelera	Lotus	13