



DONINGTON HISTORIC FESTIVAL

Friday 28th – Sunday 30th April 2017

Donington
The heart of British motorsport



Timing & Results by MST SYSTEMS Ltd.
www.mstworld.com

© MST SYSTEMS Ltd. 2017

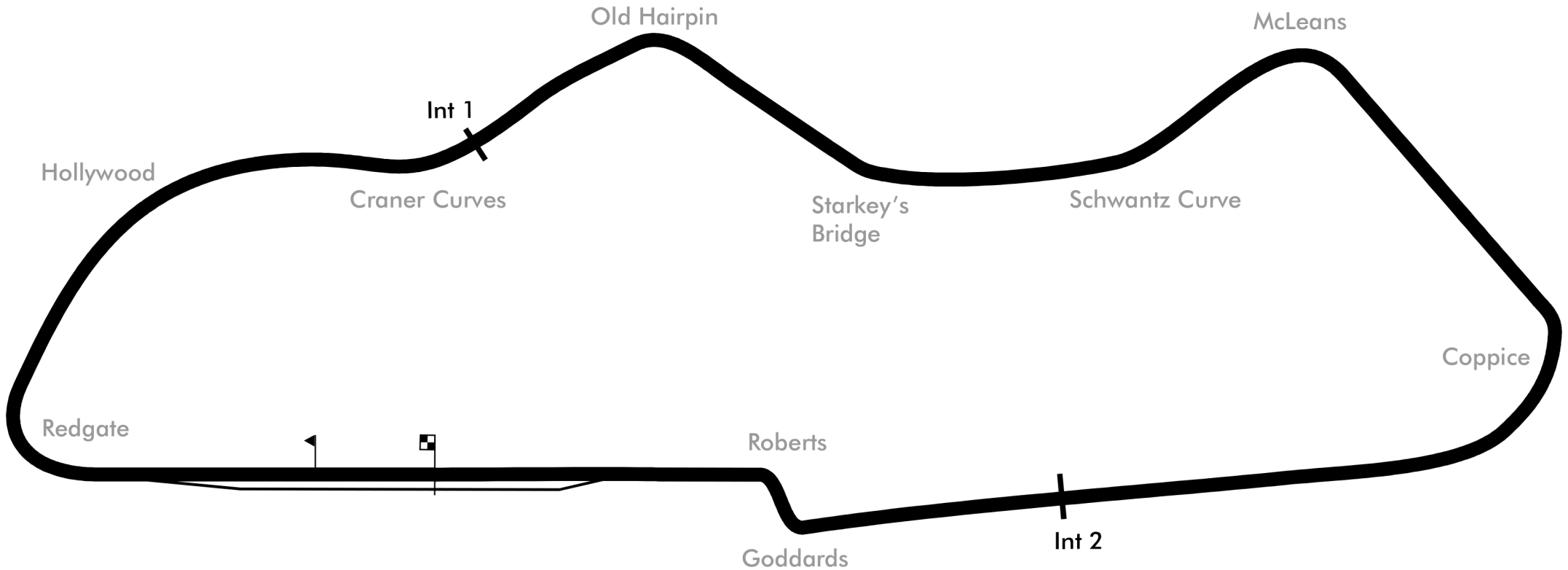
The Haysfield, Spring Lane North, Malvern, Worcestershire WR14 1GF
tel: +44 (0)1684 560614 email: motorsport@mstworld.com



Donington Park National Circuit

Castle Donington, Derby DE74 2RP

www.donington-park.co.uk



Circuit Length:	1.979 mi / 3.185 km
Pit Lane:	265.1 m, 15.9s @ 60km/h
Intermediate 1:	0.943 km
Intermediate 2:	2.653 km
Start line offset:	60.6 m



Donington Historic Festival - 28 - 30 Apr 2017

Mad Jack - Pre-War Sports Cars Qualifying for Race 3 - Classification

Sheet No:

POS	NO	DRIVER/S	CLASS	CLASS POS	CAR MAKE / MODEL	TIME	ON	LAPS	GAP	DIFF	MPH
1	11	Wakeman-Blakeney-Edwards	PW1	1	Frazer Nash Supersports	1:44.061	12	12			68.47
2	1	Sam Stretton	PW6	1	Alfa Sports	1:46.552	9	10	2.491	2.491	66.87
3	52	Gareth Burnett	PW7	1	Talbot 105 'GO 52'	1:46.792	5	6	2.731	0.240	66.72
4	35	Halusa-Halusa	PW2	1	Bugatti 35C	1:47.182	12	12	3.121	0.390	66.47
5	7	Bechtolsheimer-Bianchi	PW7	2	Talbot Lago T150C	1:49.009	11	11	4.948	1.827	65.36
6	4	Champion-Stanton	PW1	2	Frazer Nash Supersports	1:49.039	12	12	4.978	0.030	65.34
7	45	Llewellyn-Llewellyn	PW3	1	Bentley 4½	1:50.021	12	12	5.960	0.982	64.76
8	21	Richard Iliffe	PW4	1	Riley Kestral Sports	1:50.580	11	12	6.519	0.559	64.43
9	3	Morley C-Morley J	PW3	2	Bentley 3/4½	1:52.385	2	8	8.324	1.805	63.39
10	23	Richard Wilson	PW5	1	Squire Skimpy Short	1:53.140	11	12	9.079	0.755	62.97
11	32	Halusa-Halusa	PW6	2	Alfa Romeo 8C 2300 Zagato	1:54.699	9	12	10.638	1.559	62.12
12	9	Hudson-Morley	PW3	3	Bentley 3/4½	1:55.935	5	5	11.874	1.236	61.45
13	31	Trevor Swete	PW7	3	Invicta S-Type	1:56.044	11	12	11.983	0.109	61.40
14	46	Duncan Wiltshire	PW2	2	Bentley 3 Litre	1:56.870	4	6	12.809	0.826	60.96
15	6	Edward Bradley	PW4	2	Aston Martin Ulster	1:56.954	7	11	12.893	0.084	60.92
16	26	Smith-Gillett	PW2	3	Hotchkiss AM80	1:57.950	2	11	13.889	0.996	60.40
17	12	Jonathan Procter	PW4	3	Frazer Nash TT Rep	1:59.578	11	11	15.517	1.628	59.58
18	15	Jock Mackinnon	PW2	4	Bentley 3 litre Tourer	2:02.048	2	4	17.987	2.470	58.38
19	18	Guy Northam	PW3	4	Bentley 4½	2:14.430	10	10	30.369	12.382	53.00
20	37	Sebba-Cole	PW4	4	Morgan 4-4 LM	2:16.491	2	9	32.430	2.061	52.20

Car 46 requires a working transponder - Regulation Q.12.2.1 refers.
A 30 second penalty will be applied if not working in the race.

Session Start: 09:10:54 - Finish: 09:35:55

Weather/Track Conditions: Cloud/Damp

Circuit: Donington Park National

Track Length: 3.185 Km - 1.9791 miles

These results are provisional until the conclusion of any judicial and technical matters.

Clerk of the Course: <div style="text-align: right;">Julian Floyd</div>	Timekeeper: <div style="text-align: right;">Nick Palmer</div>	Issued at:
--	--	------------

Donington Historic Festival - 28 - 30 Apr 2017

Mad Jack - Pre-War Sports Cars

Qualifying for Race 3 - Sector Analysis

1 Sam Stretton (PW6)										Alta Sports									
lap	Sect-1	Speed	Sect-2	Speed	Sect-3	Speed	TopSpeed	laptime	pit	lap	Sect-1	Speed	Sect-2	Speed	Sect-3	Speed	Topspeed	laptime	pit
1	33.106	63.2	1:04.442	82.0	22.101			1:59.649		6	31.085	75.4	58.348	88.6	20.092	78.9			1:49.525
2	31.634	70.8	1:01.599	84.7	20.169			1:53.402		7	30.864	78.3	1:27.313	50.3	21.759	81.2			2:19.936
3	31.877	70.0	1:01.181	85.6	19.468	81.8		1:52.526		8	30.843	74.2	59.055	87.2	21.137				1:51.035
4	31.708	72.8	1:01.309	85.8	19.395			1:52.412		9	30.918	75.6	57.056	89.7	18.578				1:46.552
5	5:04.146	66.1	1:02.809	91.6	19.671	81.7		6:26.626	P	10	32.290	68.4	1:02.288	69.0	20.026	72.6			1:54.604

3 Morley C-Morley J (PW3)										Bentley 3/4½										
lap	Sect-1	Speed	Sect-2	Speed	Sect-3	Speed	TopSpeed	laptime	pit	lap	Sect-1	Speed	Sect-2	Speed	Sect-3	Speed	Topspeed	laptime	pit	
1	33.507	71.1	1:03.075	86.7	20.409			1:56.991		5	Out	67.3	1:03.996	78.1	21.877				2:43.807	P
2	31.744	76.2	1:00.967	87.1	19.674			1:52.385		6	33.047	71.0	1:02.828	85.4	21.038				1:56.913	
3	31.380	77.4	1:01.145	87.2	19.863			1:52.388		7	35.373	71.9	1:01.968	85.9	20.867	78.1			1:58.208	
4	31.456	78.0	1:00.044	85.8	In			1:58.823	P	8	33.846	70.2	1:03.329	85.3					2:06.700	

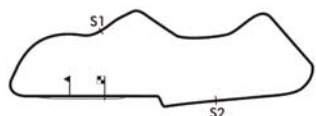
4 Champion-Stanton (PW1)										Frazer Nash Supersports									
lap	Sect-1	Speed	Sect-2	Speed	Sect-3	Speed	TopSpeed	laptime	pit	lap	Sect-1	Speed	Sect-2	Speed	Sect-3	Speed	Topspeed	laptime	pit
1	35.285	70.9	1:04.256	78.2	21.536	72.9		2:01.077		7	33.445	63.3	1:01.500	83.5	21.718	76.4			1:56.663
2	32.957	71.1	1:02.032	79.7	20.396	73.9		1:55.385		8	32.331	69.0	1:00.201	85.1	20.708				1:53.240
3	32.620	75.1	1:01.174	80.8	20.661			1:54.455		9	32.441	70.0	1:01.847	84.6	22.222	74.4			1:56.510
4	33.007	72.2	1:00.855	79.8	20.654			1:54.516		10	32.142	73.2	58.805	82.3	20.803	75.9			1:51.750
5	32.908	72.5	1:00.703	82.2	In			2:01.222	P	11	32.631	72.5	57.383	83.5	20.059				1:50.073
6	Out	65.3	1:01.362	82.6	21.961			2:43.964	P	12	32.125	72.2	57.040	81.6	19.874				1:49.039

6 Edward Bradley (PW4)										Aston Martin Ulster									
lap	Sect-1	Speed	Sect-2	Speed	Sect-3	Speed	TopSpeed	laptime	pit	lap	Sect-1	Speed	Sect-2	Speed	Sect-3	Speed	Topspeed	laptime	pit
1	38.646	43.8	1:10.001	74.5	22.359			2:11.006		7	34.092	68.6	1:01.127	78.1	21.735	65.5			1:56.954
2	35.586	60.2	1:07.899	75.1	24.212	61.4		2:07.697		8	35.820	65.7	1:02.050	77.4	21.183	68.4			1:59.053
3	38.635	61.0	1:13.072	69.9	23.354			2:15.061		9	33.585	71.6	1:02.684	77.0	21.587	67.9			1:57.856
4	35.005	67.8	1:03.758	77.7	21.886			2:00.649		10	33.231	72.2	1:05.032	69.8	24.267				2:02.530
5	34.735	71.0	1:04.578	75.9	21.719	67.6		2:01.032		11	34.698	67.3	1:01.577	77.2	22.637				1:58.912
6	34.628	68.7	1:02.669	77.8	21.152	67.9		1:58.449		12									

7 Bechtolsheimer-Bianchi (PW7)										Talbot Lago T150C									
lap	Sect-1	Speed	Sect-2	Speed	Sect-3	Speed	TopSpeed	laptime	pit	lap	Sect-1	Speed	Sect-2	Speed	Sect-3	Speed	Topspeed	laptime	pit
1	34.821	50.1	1:09.469	84.3	21.272			2:05.562		7	33.110	70.5	1:00.873	86.2	20.389				1:54.372
2	35.108	60.8	1:06.578	84.5	22.315			2:04.001		8	32.062	73.8	1:02.443	86.8	22.860				1:57.365
3	35.544	63.4	1:05.224	85.2	21.763			2:02.531		9	32.817	71.6	1:00.039	88.5	20.415				1:53.271
4	34.122	65.6	1:05.522	85.2	In			2:06.549	P	10	32.023	73.4	59.579	88.0	19.491				1:51.093
5	Out	60.3	1:12.020	73.6	22.425			3:35.274	P	11	31.152	77.1	58.195	89.2	19.662				1:49.009
6	34.571	65.4	1:04.481	81.2	20.900			1:59.952		12									

9 Hudson-Morley (PW3)										Bentley 3/4½										
lap	Sect-1	Speed	Sect-2	Speed	Sect-3	Speed	TopSpeed	laptime	pit	lap	Sect-1	Speed	Sect-2	Speed	Sect-3	Speed	Topspeed	laptime	pit	
1	36.076	51.5	1:11.155	75.2	22.971			2:10.202		4	Out	61.3	1:07.795	85.9	20.820				2:48.778	P
2	34.609	62.7	1:05.596	78.1	22.689	72.5		2:02.894		5	32.380	72.3	1:02.791	89.4	20.764				1:55.935	
3	34.909	64.2	1:04.900	79.1				2:06.988		6										

11 Wakeman-Blakeney-Edwards (PW1)										Frazer Nash Supersports										
lap	Sect-1	Speed	Sect-2	Speed	Sect-3	Speed	TopSpeed	laptime	pit	lap	Sect-1	Speed	Sect-2	Speed	Sect-3	Speed	Topspeed	laptime	pit	
1	31.082	77.8	59.659	85.9	20.153			1:50.894		7	31.308	81.8	58.470	85.2	19.153				1:48.931	
2	30.632	80.2	59.732	86.0	19.733			1:50.097		8	30.179	83.0	57.061	89.4	18.593				1:45.833	
3	30.505	78.6	59.014	87.9	19.551	81.6		1:49.070		9	29.941	85.0	58.022	88.5	18.477	82.4			1:46.440	
4	30.701	75.3	59.322	81.6	In			1:54.903	P	10	31.622	74.6	59.897	77.7					1:56.988	
5	Out	71.4	1:00.339	84.9	20.245			3:25.920	P	11	Out	70.8	1:00.722	86.4	18.799	80.1			2:40.042	P
6	30.792	80.4	1:00.838	85.4	19.320			1:50.950		12	30.129	86.3	55.394	91.5	18.538	80.8			1:44.061	



Session Start: 09:10:54 - Finish: 09:35:55

Weather/Track Conditions: Cloud/Damp

Circuit: Donington Park National

Track Length: 3.185 Km - 1.9791 miles

Donington Historic Festival - 28 - 30 Apr 2017

Mad Jack - Pre-War Sports Cars

Qualifying for Race 3 - Sector Analysis

12 Jonathan Procter (PW4)										Frazer Nash TT Rep										
lap	Sect-1	Speed	Sect-2	Speed	Sect-3	Speed	TopSpeed	laptime	pit	lap	Sect-1	Speed	Sect-2	Speed	Sect-3	Speed	Topspeed	laptime	pit	
1	38.271	63.7	1:10.251	67.9	23.672			2:12.194		7	35.555	69.0	1:05.484	70.7	22.627				2:03.666	
2	36.536	63.9	1:09.024	69.1	23.427			2:08.987		8	34.917	69.0	1:04.815	71.1	22.466	64.3			2:02.198	
3	36.557	66.5	1:07.199	71.2	23.005			2:06.761		9	34.836	69.2	1:06.799	71.5	22.100				2:03.735	
4	36.164	70.3	1:07.131	69.7	23.491			2:06.786		10	34.235	74.9	1:05.548	69.3	22.307	63.9			2:02.090	
5	35.236	70.8	1:06.649	70.4	22.964			2:04.849		11	34.467	74.2	1:03.574	71.6	21.537	65.6			1:59.578	
6	35.375	70.9	1:05.739	71.6	22.387	64.1		2:03.501		12										

15 Jock Mackinnon (PW2)										Bentley 3 litre Tourer										
lap	Sect-1	Speed	Sect-2	Speed	Sect-3	Speed	TopSpeed	laptime	pit	lap	Sect-1	Speed	Sect-2	Speed	Sect-3	Speed	Topspeed	laptime	pit	
1	35.761	66.0	1:09.457	74.1	21.288			2:06.506		3	34.538	75.5	1:05.770	73.7	21.988	64.8			2:02.296	
2	34.510	68.6	1:05.481	72.9	22.057			2:02.048		4	34.218	68.8	1:08.106	69.6	In				2:09.069	P

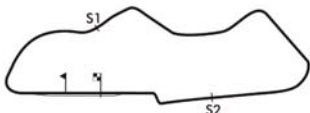
18 Guy Northam (PW3)										Bentley 4½										
lap	Sect-1	Speed	Sect-2	Speed	Sect-3	Speed	TopSpeed	laptime	pit	lap	Sect-1	Speed	Sect-2	Speed	Sect-3	Speed	Topspeed	laptime	pit	
1	39.625	52.6	1:13.497	70.8	24.743			2:17.865		6	39.403	56.2	1:14.144	72.6	24.680				2:18.227	
2	38.430	53.8	1:13.495	71.5	24.417			2:16.342		7	39.662	55.6	1:12.486	69.8	24.137				2:16.285	
3	39.143	52.4	1:14.637	71.0	24.612			2:18.392		8	39.095	52.6	1:14.231	71.8	24.121	63.9			2:17.447	
4	39.964	53.5	1:15.813	68.4	24.698	61.7		2:20.475		9	38.339	54.5	1:12.737	71.9	23.976				2:15.052	
5	39.964	52.3	1:13.874	71.6	24.900			2:18.738		10	37.960	56.8	1:12.202	72.5	24.268				2:14.430	

21 Richard Iliffe (PW4)										Riley Kestral Sports										
lap	Sect-1	Speed	Sect-2	Speed	Sect-3	Speed	TopSpeed	laptime	pit	lap	Sect-1	Speed	Sect-2	Speed	Sect-3	Speed	Topspeed	laptime	pit	
1	35.964	63.4	1:05.707	85.9	22.961			2:04.632		7	32.120	73.3	1:00.488	87.1	20.137	75.9			1:52.745	
2	33.741	65.4	1:03.060	86.7	23.532	74.7		2:00.333		8	32.765	74.9	1:00.412	86.9	20.654				1:53.831	
3	34.566	63.9	1:03.000	85.1	21.193			1:58.759		9	32.227	77.6	1:00.320	88.2	20.312				1:52.859	
4	33.057	69.1	1:02.432	84.6	20.244	77.4		1:55.733		10	31.294	79.5	59.464	87.4	20.291	75.9			1:51.049	
5	32.293	72.8	1:00.822	86.7	20.525	75.6		1:53.640		11	31.815	75.4	58.869	86.9	19.896	77.5			1:50.580	
6	32.315	71.4	1:00.932	87.3	22.136	74.7		1:55.383		12	32.164	75.4	1:00.918	86.4	19.759	77.8			1:52.841	

23 Richard Wilson (PW5)										Squire Skippy Short Chassis										
lap	Sect-1	Speed	Sect-2	Speed	Sect-3	Speed	TopSpeed	laptime	pit	lap	Sect-1	Speed	Sect-2	Speed	Sect-3	Speed	Topspeed	laptime	pit	
1	37.260	61.9	1:09.441	77.0	24.725			2:11.426		7	33.487	67.7	1:04.739	79.4	21.799				2:00.025	
2	35.755	66.0	1:11.058	76.7	22.769			2:09.582		8	33.354	77.7	1:01.002	84.3	20.010				1:54.366	
3	32.997	71.7	1:04.339	80.8	21.447	75.9		1:58.783		9	31.947	72.4	1:02.124	81.7	22.478	76.3			1:56.549	
4	32.276	72.7	1:04.373	80.3	22.915	75.4		1:59.564		10	34.330	81.1	1:00.484	80.2	20.194				1:55.008	
5	32.367	73.4	1:04.477	77.6	22.082			1:58.926		11	31.424	81.5	1:00.529	83.4	21.187				1:53.140	
6	32.805	78.0	1:01.460	78.9	21.639	77.0		1:55.904		12	31.648	85.6	1:01.806	81.9	22.547				1:56.001	

26 Smith-Gillett (PW2)										Hotchkiss AM80										
lap	Sect-1	Speed	Sect-2	Speed	Sect-3	Speed	TopSpeed	laptime	pit	lap	Sect-1	Speed	Sect-2	Speed	Sect-3	Speed	Topspeed	laptime	pit	
1	32.952	73.2	1:06.887	75.1	21.394			2:01.233		7	35.322	69.2	1:06.020	79.9	22.643	70.9			2:03.985	
2	32.818	71.7	1:03.738	79.6	21.394	73.8		1:57.950		8	36.008	64.8	1:10.227	79.6	25.345				2:11.580	
3	34.038	63.4	1:05.363	79.0				2:06.362		9	37.582	61.8	1:06.729	73.4	23.080	71.9			2:07.391	
4	Out	55.7	1:09.800	64.6	26.047			3:57.585	P	10	35.454	63.6	1:06.454	76.1	23.741	70.8			2:05.649	
5	38.228	59.0	1:08.732	77.6	23.521			2:10.481		11	35.063	60.3	1:05.782	73.9					2:10.604	
6	36.208	63.6	1:06.943	74.9	22.637			2:05.788		12										

31 Trevor Swete (PW7)										Invicta S-Type										
lap	Sect-1	Speed	Sect-2	Speed	Sect-3	Speed	TopSpeed	laptime	pit	lap	Sect-1	Speed	Sect-2	Speed	Sect-3	Speed	Topspeed	laptime	pit	
1	35.594	54.8	1:11.087	76.2	23.413			2:10.094		7	33.201	69.0	1:03.517	82.8	21.358				1:58.076	
2	33.972	64.2	1:05.843	71.8	23.186			2:03.001		8	33.373	65.3	1:01.998	81.0	22.353	72.5			1:57.724	
3	34.031	66.8	1:04.992	77.0	23.457			2:02.480		9	33.118	64.2	1:02.305	81.5	21.584				1:57.007	
4	33.646	73.5	1:04.833	84.3	22.195			2:00.674		10	34.880	63.3	1:03.962	79.2	21.516	71.6			2:00.358	
5	34.992	61.9	1:03.107	83.0	21.886	72.6		1:59.985		11	33.255	68.1	1:01.502	83.6	21.287	73.0			1:56.044	
6	33.374	64.3	1:02.727	82.1	21.577	73.6		1:57.678		12	32.977	67.1	1:03.153	85.4	21.512	71.3			1:57.642	



Session Start: 09:10:54 - Finish: 09:35:55

Weather/Track Conditions: Cloud/Damp

Circuit: Donington Park National

Track Length: 3.185 Km - 1.9791 miles

Donington Historic Festival - 28 - 30 Apr 2017

Mad Jack - Pre-War Sports Cars

Qualifying for Race 3 - Sector Analysis

32 Halusa-Halusa (PW6)										Alfa Romeo 8C 2300 Zagato Spyder										
lap	Sect-1	Speed	Sect-2	Speed	Sect-3	Speed	TopSpeed	laptime	pit	lap	Sect-1	Speed	Sect-2	Speed	Sect-3	Speed	Topspeed	laptime	pit	
1	37.293	68.1	1:08.878	71.0	24.694			2:10.865		7	33.311	68.8	1:02.337	88.0	20.822	80.2			1:56.470	
2	36.893	65.8	1:09.208	81.2	22.435			2:08.536		8	33.469	74.6	1:00.671	83.7	20.612	80.2			1:54.752	
3	35.368	67.3	1:05.249	72.8	22.695			2:03.312		9	32.300	73.9	1:00.654	84.4	21.745	81.2			1:54.699	
4	34.667	67.7	1:04.492	79.6	22.162			2:01.321		10	32.814	74.6	1:30.174	59.1	21.919	78.1			2:24.907	
5	34.237	69.5	1:05.204	82.1	21.278			2:00.719		11	33.950	71.4	1:01.440	85.9	21.052				1:56.442	
6	33.528	70.5	1:00.973	86.7	21.409	78.9		1:55.910		12	33.327	72.4	59.810	87.2	21.644				1:54.781	

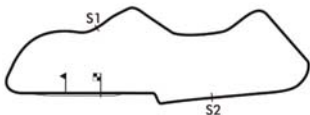
35 Halusa-Halusa (PW2)										Bugatti 35C										
lap	Sect-1	Speed	Sect-2	Speed	Sect-3	Speed	TopSpeed	laptime	pit	lap	Sect-1	Speed	Sect-2	Speed	Sect-3	Speed	Topspeed	laptime	pit	
1	35.035	67.7	1:07.035	84.3	22.984	72.3		2:05.054		7	31.321	74.9	1:02.527	91.4	21.123				1:54.971	
2	33.181	66.6	1:08.779	75.8	24.656			2:06.616		8	31.094	76.6	59.474	88.5	22.980	71.8			1:53.548	
3	34.919	62.2	1:07.109	69.1	23.357	77.2		2:05.385		9	33.604	74.2	59.066	97.3	19.922				1:52.592	
4	32.289	70.0	1:01.224	89.8	22.293	81.8		1:55.806		10	30.288	78.0	1:44.237	75.1	22.482	71.9			2:37.007	
5	31.722	72.6	1:01.836	89.8	21.659			1:55.217		11	31.686	74.9	58.984	92.1	20.902	76.4			1:51.572	
6	33.062	65.3	1:04.728	89.8	21.430	78.2		1:59.220		12	30.404	76.8	57.165	100.3	19.613	86.1			1:47.182	

37 Sebba-Cole (PW4)										Morgan 4-4 LM										
lap	Sect-1	Speed	Sect-2	Speed	Sect-3	Speed	TopSpeed	laptime	pit	lap	Sect-1	Speed	Sect-2	Speed	Sect-3	Speed	Topspeed	laptime	pit	
1	43.245	49.1	1:18.081	58.1	25.195			2:26.521		6	40.380	59.4	1:20.778	63.0	25.873	59.5			2:27.031	
2	39.830	63.4	1:11.987	62.9	24.674			2:16.491		7	42.401	53.3	1:20.453	60.0	27.281	57.5			2:30.135	
3	39.485	64.4	1:12.403	59.9	In			2:26.476	P	8	40.390	58.7	1:15.130	66.3	26.023				2:21.543	
4	Out	52.7	1:18.360	65.4	26.602	57.7		3:41.964	P	9	40.697	58.5	1:15.439	64.6	27.051	53.9			2:23.187	
5	40.498	58.2	1:17.827	62.3	27.233			2:25.558		10										

45 Llewellyn-Llewellyn (PW3)										Bentley 4½										
lap	Sect-1	Speed	Sect-2	Speed	Sect-3	Speed	TopSpeed	laptime	pit	lap	Sect-1	Speed	Sect-2	Speed	Sect-3	Speed	Topspeed	laptime	pit	
1	35.819	63.4	1:06.850	78.2	22.781			2:05.450		7	33.602	66.8	59.882	84.8	20.697	79.5			1:54.181	
2	35.438	64.2	1:03.493	83.7	21.734	78.8		2:00.665		8	32.035	68.1	59.343	86.3	20.812				1:52.190	
3	33.732	64.8	1:02.892	83.6	21.654			1:58.278		9	32.991	65.8	1:02.896	85.8	20.450	80.5			1:56.337	
4	34.115	61.0	1:03.960	79.6	22.141			2:00.216		10	32.382	70.4	58.941	86.0	20.636	79.0			1:51.959	
5	33.944	64.0	1:02.948	77.1				2:04.979		11	31.533	73.0	58.234	83.3	21.675				1:51.442	
6	Out	64.7	1:02.020	83.9	21.497			2:40.232	P	12	31.617	71.8	58.210	83.7	20.194				1:50.021	

46 Duncan Wiltshire (PW2)										Bentley 3 Litre										
lap	Sect-1	Speed	Sect-2	Speed	Sect-3	Speed	TopSpeed	laptime	pit	lap	Sect-1	Speed	Sect-2	Speed	Sect-3	Speed	Topspeed	laptime	pit	
1								2:01.787		4									1:56.870	
2								1:58.101		5									1:59.474	
3								1:57.654		6									2:01.744	

52 Gareth Burnett (PW7)										Talbot 105 'GO 52'										
lap	Sect-1	Speed	Sect-2	Speed	Sect-3	Speed	TopSpeed	laptime	pit	lap	Sect-1	Speed	Sect-2	Speed	Sect-3	Speed	Topspeed	laptime	pit	
1	30.502	76.2	1:00.197	90.7	19.470	84.1		1:50.169		4		80.6	56.392	95.5	19.002	86.1			8:50.762	P
2	30.595	74.6	59.244	92.0	19.055			1:48.894		5	30.297	77.1	57.587	92.9	18.908	85.7			1:46.792	
3	30.636	76.4	59.286	91.6				1:53.699		6	29.821	80.9	59.049	81.5					1:54.503	



Session Start: 09:10:54 - Finish: 09:35:55

Weather/Track Conditions: Cloud/Damp

Circuit: Donington Park National

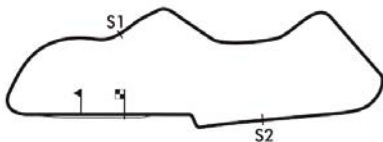
Track Length: 3.185 Km - 1.9791 miles

Donington Historic Festival - 28 - 30 Apr 2017

Mad Jack - Pre-War Sports Cars

Qualifying for Race 3 - Best Sector Times

SECTOR 1			SECTOR 2			SECTOR 3			IDEAL / BEST LAP COMPARISON						
NO	TIME	LAP	NO	TIME	LAP	NO	TIME	LAP	NO	NAME	BEST	IN	IDEAL	DIFF	
1	52	29.821	6	11	55.394	12	11	18.477	9	11	Wakeman-Blakeney	1:44.061	12	1:43.812	+0.249
2	11	29.941	9	52	56.392	4	1	18.578	9	1	Sam Stretton	1:46.552	9	1:46.477	+0.075
3	35	30.288	10	4	57.040	12	52	18.908	5	52	Gareth Burnett	1:46.792	5	1:45.121	+1.671
4	1	30.843	8	1	57.056	9	7	19.491	10	35	Halusa-Halusa	1:47.182	12	1:47.066	+0.116
5	7	31.152	11	35	57.165	12	35	19.613	12	7	Bechtolsheimer-Biar	1:49.009	11	1:48.838	+0.171
6	21	31.294	10	7	58.195	11	3	19.674	2	4	Champion-Stanton	1:49.039	12	1:49.039	+0.000
7	3	31.380	3	45	58.210	12	21	19.759	12	45	Llewellyn-Llewellyn	1:50.021	12	1:49.937	+0.084
8	23	31.424	11	21	58.869	11	4	19.874	12	21	Richard Iliffe	1:50.580	11	1:49.922	+0.658
9	45	31.533	11	32	59.810	12	23	20.010	8	3	Morley C-Morley J	1:52.385	2	1:51.098	+1.287
10	4	32.125	12	3	1:00.044	4	45	20.194	12	23	Richard Wilson	1:53.140	11	1:51.918	+1.222
11	32	32.300	9	23	1:00.484	10	32	20.612	8	32	Halusa-Halusa	1:54.699	9	1:52.722	+1.977
12	9	32.380	5	6	1:01.127	7	9	20.764	5	9	Hudson-Morley	1:55.935	5	1:55.935	+0.000
13	26	32.818	2	31	1:01.502	11	6	21.152	6	31	Trevor Swete	1:56.044	11	1:55.766	+0.278
14	31	32.977	12	9	1:02.791	5	31	21.287	11	46	Duncan Wiltshire	1:56.870	4		+
15	6	33.231	10	12	1:03.574	11	15	21.288	1	6	Edward Bradley	1:56.954	7	1:55.510	+1.444
16	15	34.218	4	26	1:03.738	2	26	21.394	1	26	Smith-Gillett	1:57.950	2	1:57.950	+0.000
17	12	34.235	10	15	1:05.481	2	12	21.537	11	12	Jonathan Procter	1:59.578	11	1:59.346	+0.232
18	18	37.960	10	37	1:11.987	2	18	23.976	9	15	Jock Mackinnon	2:02.048	2	2:00.987	+1.061
19	37	39.485	3	18	1:12.202	10	37	24.674	2	18	Guy Northam	2:14.430	10	2:14.138	+0.292
20	14			14			14			37	Sebba-Cole	2:16.491	2	2:16.146	+0.345
21	17			17			17								
22	46			46			46								



Session Start: 09:10:54 - Finish: 09:35:55

Weather/Track Conditions: Cloud/Damp

Circuit: Donington Park National

Track Length: 3.185 Km - 1.9791 miles

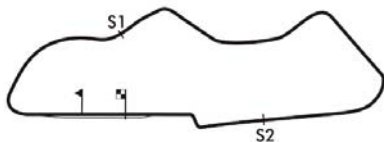


Donington Historic Festival - 28 - 30 Apr 2017

Mad Jack - Pre-War Sports Cars

Qualifying for Race 3 - Best Sector Speeds

	NO	SECTOR 1	MPH	NO	SECTOR 2	MPH	NO	SECTOR 3	MPH
1	11	Wakeman-Blakeney-Edward	86.3	35	Halusa-Halusa	100.3	35	Halusa-Halusa	86.1
2	23	Richard Wilson	85.6	52	Gareth Burnett	95.5	52	Gareth Burnett	86.1
3	52	Gareth Burnett	80.9	1	Sam Stretton	91.6	1	Sam Stretton	84.0
4	21	Richard Iliffe	79.5	11	Wakeman-Blakeney-Edward	91.5	11	Wakeman-Blakeney-Edward	83.9
5	1	Sam Stretton	78.3	9	Hudson-Morley	89.4	45	Llewellyn-Llewellyn	81.9
6	3	Morley C-Morley J	78.0	7	Bechtolsheimer-Bianchi	89.2	32	Halusa-Halusa	81.2
7	35	Halusa-Halusa	78.0	21	Richard Iliffe	88.2	3	Morley C-Morley J	81.0
8	7	Bechtolsheimer-Bianchi	77.1	32	Halusa-Halusa	88.0	7	Bechtolsheimer-Bianchi	79.1
9	15	Jock Mackinnon	75.5	3	Morley C-Morley J	87.2	23	Richard Wilson	78.8
10	4	Champion-Stanton	75.1	45	Llewellyn-Llewellyn	86.3	21	Richard Iliffe	78.1
11	12	Jonathan Procter	74.9	31	Trevor Swete	85.4	4	Champion-Stanton	77.7
12	32	Halusa-Halusa	74.6	4	Champion-Stanton	85.1	9	Hudson-Morley	76.9
13	31	Trevor Swete	73.5	23	Richard Wilson	84.3	26	Smith-Gillett	75.7
14	26	Smith-Gillett	73.2	26	Smith-Gillett	79.9	31	Trevor Swete	73.6
15	45	Llewellyn-Llewellyn	73.0	6	Edward Bradley	78.1	6	Edward Bradley	68.4
16	9	Hudson-Morley	72.3	15	Jock Mackinnon	74.1	15	Jock Mackinnon	67.0
17	6	Edward Bradley	72.2	18	Guy Northam	72.6	18	Guy Northam	65.8
18	37	Sebba-Cole	64.4	12	Jonathan Procter	71.6	12	Jonathan Procter	65.6
19	18	Guy Northam	56.8	37	Sebba-Cole	66.3	37	Sebba-Cole	59.5
20	14	Chilcott-Futter	26.3	14	Chilcott-Futter	0.0	14	Chilcott-Futter	0.0
21	17	Heinz Stamm	0.0	17	Heinz Stamm	0.0	17	Heinz Stamm	0.0
22	46	Duncan Wiltshire	0.0	46	Duncan Wiltshire	0.0	46	Duncan Wiltshire	0.0



Session Start: 09:10:54 - Finish: 09:35:55
Weather/Track Conditions: Cloud/Damp
Circuit: Donington Park National
Track Length: 3.185 Km - 1.9791 miles

Donington Historic Festival - 28 - 30 Apr 2017

Mad Jack - Pre-War Sports Cars Race 3 - Starting Grid - AMENDED V2

Sheet No:

Start Time : 10:20 - Heat Duration : 40 Minutes

11	21	14 Chilcott-Futter	22	17 Heinz Stamm
10	19	18 Guy Northam	20	37 Sebba-Cole
9	17	12 Jonathan Procter	18	15 Jock Mackinnon
8	15	6 Edward Bradley	16	26 Smith-Gillett
7	13	31 Trevor Swete	14	46 Duncan Wiltshire
6	11	32 Halusa-Halusa	12	9 Hudson-Morley
5	9	3 Morley C-Morley J	10	23 Richard Wilson
4	7	45 Llewellyn-Llewellyn	8	21 Richard Iliffe
3	5	7 Bechtolsheimer-Bianchi	6	4 Champion-Stanton
2	3	52 Gareth Burnett	4	35 Halusa-Halusa
1	1	11 Wakeman-Blakeney-Edwards	2	1 Sam Stretton
ROW	Pole Right			

Car 17 allowed to start from back of grid

These results are provisional until the conclusion of any judicial and technical matters.

*Circuit: Donington Park National
Track Length: 3.185 Km - 1.9791 miles*

Clerk of the Course: <div style="text-align: right;">Julian Floyd</div>	Timekeeper: <div style="text-align: right;">Nick Palmer</div>	Issued at:
--	--	------------



Donington Historic Festival - 28 - 30 Apr 2017

Historic Touring Car Challenge (HTCC) with Tony Dron Trophy Qualifying for Race 6 - Classification

Sheet No:

POS	NO	DRIVER/S	CLASS	CLASS POS	CAR MAKE / MODEL	TIME	ON	LAPS	GAP	DIFF	MPH
1	8	Soper-Ward	T3C	1	Rover Bastos Vitesse	1:16.267	16	17			93.42
2	66	Whale-Whale	T4B	1	BMW M3 E30	1:16.898	18	19	0.631	0.631	92.65
3	16	Steve Dance	T2C	1	Ford Capri RS2600	1:18.087	16	17	1.820	1.189	91.24
4	75	Eric Mestdagh	T2C	2	BMW CSL 3.0	1:18.392	14	16	2.125	0.305	90.88
5	10	Mark Smith	T4B	2	BMW M3 E30	1:19.117	13	18	2.850	0.725	90.05
6	22	Roschmann-Roschmann	T2C	3	BMW 3.0 CSL	1:19.215	18	18	2.948	0.098	89.94
7	68	David Tomlin	T2B	1	Ford RS 1800	1:19.232	16	18	2.965	0.017	89.92
8	21	Bryant-Bryant	D2D	1	Chevrolet Camaro Z28	1:19.706	17	18	3.439	0.474	89.39
9	123	Wood-Morgan	T2C	4	Ford Capri	1:19.729	14	14	3.462	0.023	89.36
10	4	Williams-Williams	T3C	2	Rover SD1	1:19.794	9	18	3.527	0.065	89.29
11	2	Ward-Young	T3C	3	Jaguar TWR XJS	1:20.213	6	15	3.946	0.419	88.82
12	29	Hart-Nutthall	T3B	1	Renault 5 GT Turbo	1:20.991	14	15	4.724	0.778	87.97
13	51	Luck-Hyett	T2B	2	BMW 2002 Ti	1:21.013	11	12	4.746	0.022	87.94
14	82	Peter Halford	T2C	5	Ford Boss Mustang	1:21.460	8	13	5.193	0.447	87.46
15	61	Tom Houlbrook	T4B	3	BMW M3 E30	1:21.911	13	17	5.644	0.451	86.98
16	84	Steve Jones	T4B	4	BMW M3	1:24.281	17	18	8.014	2.370	84.53
17	43	Guest-Snowdon	GT6	1	Alfa Romeo GTV6	1:24.566	13	14	8.299	0.285	84.25
18	27	Postins-Jackson	T3C	4	Austin Rover	1:24.671	7	7	8.404	0.105	84.15
19	23	Mursall-Mursall	T2C	6	BMW 3.0 CSL	1:25.579	14	14	9.312	0.908	83.25
20	25	Ratcliff-Scarborough	D2C	1	Ford Capri	1:25.810	13	17	9.543	0.231	83.03
21	41	Pochciol-Hanson	D2C	2	Ford Capri	1:26.861	5	16	10.594	1.051	82.02
22	9	Peter Mallett	D2C	3	Rover SD1 3500S	1:27.003	19	19	10.736	0.142	81.89
23	30	Galashan-Greaves	D2C	4	Ford Capri	1:27.180	17	17	10.913	0.177	81.72
24	15	Spiers-Merry	D2C	5	Ford Capri	1:27.375	16	18	11.108	0.195	81.54
25	140	Mark Wilson	D2A	1	Volkswagen Golf GTi	1:28.905	14	18	12.638	1.530	80.14
26	5	Tom Pead	T2A	1	BMW 1600Ti	1:29.063	16	16	12.796	0.158	80.00
27	48	Robin Benn	T2C	7	Ford Capri	1:30.020	13	14	13.753	0.957	79.15
28	14	Paul Clayson	D2B	1	Alfa Romeo GTV6	1:30.309	9	10	14.042	0.289	78.89
29	33	Mark Midgley	D2C	6	Ford Capri	1:33.595	2	2	17.328	3.286	76.12

Cars 22 & 30 require working transponders - Regulation Q.12.2.1 refers.
A 30 second penalty will be applied if not working in the race.

Session Start: 09:44:32 - Finish: 10:14:34
Weather/Track Conditions: Bright/Dry
Circuit: Donington Park National
Track Length: 3.185 Km - 1.9791 miles

These results are provisional until the conclusion of any judicial and technical matters.

Clerk of the Course:

Julian Floyd

Timekeeper:

Nick Palmer

Issued at:

Donington Historic Festival - 28 - 30 Apr 2017

Historic Touring Car Challenge (HTCC) with Tony Dron Trophy

Qualifying for Race 6 - Sector Analysis

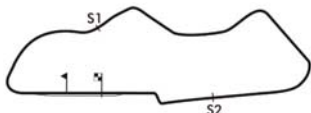
2 Ward-Young (T3C)										Jaguar TWR XJS									
lap	Sect-1	Speed	Sect-2	Speed	Sect-3	Speed	TopSpeed	laptime	pit	lap	Sect-1	Speed	Sect-2	Speed	Sect-3	Speed	Topspeed	laptime	pit
1	32.100	77.4	51.082	107.6	17.105			1:40.287		9	Out	79.9	48.055	113.0	15.838	102.2		3:11.288	P
2	27.308	84.8	46.678	118.5	15.984	104.6		1:29.970		10	25.221	93.5	46.454	114.3	15.465			1:27.140	
3	25.336	96.2	44.074	123.1	15.052	108.3		1:24.462		11	24.062	99.4	44.136	118.5	14.830			1:23.028	
4	24.062	101.5	43.955	122.6	15.986			1:24.003		12	23.726	99.9	43.416	117.5	15.869			1:23.011	
5	23.283	107.3	42.820	125.2	14.713			1:20.816		13	24.268	103.8	55.816	46.8	In			1:49.676	P
6	24.126	99.3	41.911	125.9	14.176	112.0		1:20.213		14	Out	91.9	43.440	118.5	14.888	105.9		3:17.760	P
7	22.855	107.3	42.978	127.3	14.615			1:20.448		15	23.498	105.6	56.151	55.3	In			1:45.793	P
8	24.112	93.7	42.212	124.0	In			1:27.073	P	16									

4 Williams-Williams (T3C)										Rover SD1									
lap	Sect-1	Speed	Sect-2	Speed	Sect-3	Speed	TopSpeed	laptime	pit	lap	Sect-1	Speed	Sect-2	Speed	Sect-3	Speed	Topspeed	laptime	pit
1	28.165	80.6	51.166	105.2	17.998	91.5		1:37.329		10	23.515	110.6	42.076	114.7	14.476	101.6		1:20.067	
2	27.902	85.5	50.002	109.7	16.143	93.4		1:34.047		11	23.508	97.4	47.802	111.3	14.691			1:26.001	
3	25.380	97.4	47.695	110.9	16.336	91.1		1:29.411		12	23.362	113.7	41.846	115.1	14.622	99.3		1:19.830	
4	25.936	95.9	46.499	110.6	15.684	92.9		1:28.119		13	23.336	114.5	42.377	114.3	14.729			1:20.442	
5	25.816	85.5	48.671	107.9	16.352	95.0		1:30.839		14	23.350	114.7	42.351	114.1	14.442	100.9		1:20.143	
6	25.013	98.8	44.564	110.0	15.433	94.7		1:25.010		15	23.244	115.1	42.368	114.3	15.081			1:20.693	
7	25.087	92.3	45.496	109.1				1:29.889		16	23.128	116.8	43.444	113.0	14.833	98.9		1:21.405	
8	Out	87.4	44.964	112.2	14.828			3:35.892	P	17	23.549	110.6	45.878	113.5	15.033	99.2		1:24.460	
9	23.382	112.4	42.049	113.5	14.363			1:19.794		18	23.535	116.6	46.034	103.0	In			1:31.271	P

5 Tom Pead (T2A)										BMW 1600Ti									
lap	Sect-1	Speed	Sect-2	Speed	Sect-3	Speed	TopSpeed	laptime	pit	lap	Sect-1	Speed	Sect-2	Speed	Sect-3	Speed	Topspeed	laptime	pit
1	30.220	69.0	55.690	103.7	18.377	90.3		1:44.287		9	26.574	85.1	50.581	103.9	16.606			1:33.761	
2	28.715	74.9	54.422	100.3	18.286			1:41.423		10	26.871	85.6	47.581	107.0	16.420	92.6		1:30.872	
3	28.752	73.5	52.738	105.5	17.657			1:39.147		11	26.636	87.4	47.748	106.4	16.468	93.5		1:30.852	
4	27.969	80.6	52.039	107.0	17.635	92.4		1:37.643		12	26.609	93.7	47.125	107.6	In			1:39.935	P
5	27.596	82.3	51.114	104.7	17.637	91.0		1:36.347		13	Out	85.4	50.231	106.4	16.761			5:02.112	P
6	28.643	81.6	51.362	104.7	17.362			1:37.367		14	25.952	94.4	47.022	107.2	16.147	93.8		1:29.121	
7	27.898	84.0	49.845	105.7	17.299	91.1		1:35.042		15	26.077	91.2	47.921	106.4	16.161	94.3		1:30.159	
8	27.052	85.2	49.441	105.0	16.849	92.7		1:33.342		16	25.728	91.9	46.966	106.2	16.369			1:29.063	

8 Soper-Ward (T3C)										Rover Bastos Vitesse									
lap	Sect-1	Speed	Sect-2	Speed	Sect-3	Speed	TopSpeed	laptime	pit	lap	Sect-1	Speed	Sect-2	Speed	Sect-3	Speed	Topspeed	laptime	pit
1	27.385	84.7	46.258	116.7	16.126			1:29.769		10	22.514	110.2	40.852	124.2	13.760	109.5		1:17.126	
2	26.356	84.2	46.809	117.1	15.748			1:28.913		11	21.974	116.0	40.245	125.4	14.428	105.9		1:16.647	
3	25.264	87.4	44.670	97.9				1:31.100		12	22.158	115.8	40.436	125.4	15.057	107.2		1:17.651	
4	Out	91.6	44.189	123.3	15.202	103.9		3:26.945	P	13	22.122	117.9	40.614	124.9	13.807	110.2		1:16.543	
5	23.383	103.0	43.841	122.9	14.698			1:21.922		14	22.727	104.3	41.584	125.2	14.516	99.8		1:18.827	
6	24.009	108.3	42.422	123.5	14.811			1:21.242		15	26.440	82.5	43.597	116.1	13.704			1:23.741	
7	24.310	102.3	44.421	97.4	In			1:30.586	P	16	22.198	116.6	40.333	124.0	13.736	109.8		1:16.267	
8	Out	90.0	44.461	123.8	14.323			4:11.631	P	17	21.961	114.9	44.851	89.1	In			1:32.316	P
9	22.499	108.5	41.153	124.9	13.989			1:17.641		18									

9 Peter Mallett (D2C)										Rover SD1 3500S									
lap	Sect-1	Speed	Sect-2	Speed	Sect-3	Speed	TopSpeed	laptime	pit	lap	Sect-1	Speed	Sect-2	Speed	Sect-3	Speed	Topspeed	laptime	pit
1	29.778	75.9	52.156	104.1	17.939			1:39.873		11	25.821	89.7	47.416	110.4	16.305	98.0		1:29.542	
2	28.196	83.6	49.903	106.2	17.964			1:36.063		12	25.598	93.5	48.075	111.1	16.527	96.7		1:30.200	
3	27.177	86.8	51.001	109.3	17.504			1:35.682		13	25.649	94.3	48.396	107.7	17.098			1:31.143	
4	29.190	81.6	49.508	110.4	17.030			1:35.728		14	25.350	92.8	46.820	106.4	16.910			1:29.080	
5	26.963	84.9	50.792	108.4	17.044	97.4		1:34.799		15	24.874	91.5	47.075	112.2	16.210	96.7		1:28.159	
6	27.017	89.8	50.755	101.1	17.147	95.9		1:34.919		16	25.106	92.9	47.522	108.4	16.349	95.9		1:28.977	
7	27.070	91.3	48.539	111.5	17.273	95.6		1:32.882		17	25.236	92.1	46.362	111.8	16.203	98.7		1:27.801	
8	26.267	87.6	48.986	111.3	16.429			1:31.682		18	24.773	99.1	46.833	111.1	16.187			1:27.793	
9	27.285	82.1	48.934	109.0	16.531			1:32.750		19	24.799	99.4	46.277	111.8	15.927			1:27.003	
10	25.890	94.8	47.968	110.4	16.361	97.3		1:30.219		20									



Session Start: 09:44:32 - Finish: 10:14:34

Weather/Track Conditions: Bright/Dry

Circuit: Donington Park National

Track Length: 3.185 Km - 1.9791 miles

Donington Historic Festival - 28 - 30 Apr 2017

Historic Touring Car Challenge (HTCC) with Tony Dron Trophy

Qualifying for Race 6 - Sector Analysis

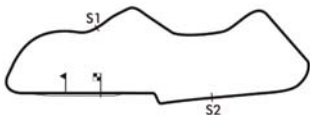
10 Mark Smith (T4B)										BMW M3 E30									
lap	Sect-1	Speed	Sect-2	Speed	Sect-3	Speed	TopSpeed	laptime	pit	lap	Sect-1	Speed	Sect-2	Speed	Sect-3	Speed	Topspeed	laptime	pit
1	30.912	63.3	52.996	114.1	17.033			1:40.941		10	24.151	103.3	42.982	122.4	15.097	105.9		1:22.230	
2	28.304	77.4	49.485	116.5	16.544	98.2		1:34.333		11	23.291	106.9	42.215	121.3	14.954	105.4		1:20.460	
3	26.779	86.7	46.620	118.8	15.705			1:29.104		12	23.034	105.6	42.207	123.8	14.291	105.5		1:19.532	
4	25.618	91.3	48.152	116.9	16.350			1:30.120		13	23.201	107.6	41.566	123.1	14.350	107.4		1:19.117	
5	25.753	88.7	46.587	117.1	16.504	101.9		1:28.844		14	23.592	105.9	42.228	120.7	14.967			1:20.787	
6	26.323	90.3	45.229	120.2	15.240	104.2		1:26.792		15	23.135	106.4	41.393	123.8	15.631			1:20.159	
7	24.571	99.0	43.573	123.1	15.292			1:23.436		16	24.245	104.8	41.614	125.2	15.211	101.4		1:21.070	
8	26.575	84.3	47.743	94.4	In			1:40.605	P	17	23.821	98.4	44.094	119.8	14.523			1:22.438	
9	Out	91.4	46.348	110.2	17.635	100.6		3:38.758	P	18	22.789	109.7	42.742	122.2	14.692			1:20.223	

14 Paul Clayton (D2B)										Alfa Romeo GTV6									
lap	Sect-1	Speed	Sect-2	Speed	Sect-3	Speed	TopSpeed	laptime	pit	lap	Sect-1	Speed	Sect-2	Speed	Sect-3	Speed	Topspeed	laptime	pit
1	30.741	75.1	54.397	93.5	18.514			1:43.652		6	26.524	87.1	48.759	105.0	17.198			1:32.481	
2	28.860	81.9	51.016	103.3	17.781	88.6		1:37.657		7	27.052	87.3	48.595	104.6	16.865			1:32.512	
3	27.909	83.2	50.033	104.4	17.274			1:35.216		8	26.060	93.4	48.159	105.5	16.426	92.5		1:30.645	
4	27.353	85.8	49.731	104.2	17.054			1:34.138		9	26.253	91.3	47.495	101.9	16.561	91.7		1:30.309	
5	27.275	84.8	49.861	105.5	17.054	89.3		1:34.190		10	28.034	80.8	50.471	102.3	In			1:42.652	P

15 Spiers-Merry (D2C)										Ford Capri									
lap	Sect-1	Speed	Sect-2	Speed	Sect-3	Speed	TopSpeed	laptime	pit	lap	Sect-1	Speed	Sect-2	Speed	Sect-3	Speed	Topspeed	laptime	pit
1	30.017	76.0	52.293	109.0	17.588			1:39.898		10	26.578	85.9	48.560	105.7	16.478			1:31.616	
2	27.558	84.4	51.150	111.1	17.182	97.7		1:35.890		11	25.633	89.6	49.216	109.5	17.069	97.3		1:31.918	
3	26.751	85.6	49.071	112.4	16.813			1:32.635		12	25.845	91.9	48.855	106.2	16.449			1:31.149	
4	27.860	83.2	49.107	112.0	16.581			1:33.548		13	25.675	94.3	46.404	112.8	15.677			1:27.756	
5	25.961	95.2	48.156	112.8	16.120	99.5		1:30.237		14	24.815	89.1	47.014	113.4	15.556			1:27.385	
6	25.968	92.9	47.195	112.4	15.830			1:28.993		15	24.985	92.6	48.344	107.7	15.842			1:29.171	
7	25.386	91.8	47.241	112.8	16.132			1:28.759		16	24.914	89.8	46.678	109.3	15.783			1:27.375	
8	26.508	89.4	48.400	93.3	In			1:37.109	P	17	25.104	95.8	46.667	109.7	15.746			1:27.517	
9	Out	79.1	51.389	101.4	17.274			3:11.264	P	18	25.068	90.8	46.716	112.6	15.600			1:27.384	

16 Steve Dance (T2C)										Ford Capri RS2600									
lap	Sect-1	Speed	Sect-2	Speed	Sect-3	Speed	TopSpeed	laptime	pit	lap	Sect-1	Speed	Sect-2	Speed	Sect-3	Speed	Topspeed	laptime	pit
1	26.739	90.0	48.334	113.0	16.579	104.1		1:31.652		10	23.726	115.1	41.909	124.0	14.482			1:20.117	
2	25.457	92.8	45.584	120.5	15.775			1:26.816		11	23.340	100.7	41.749	123.1	14.248			1:19.337	
3	25.153	94.2	45.226	119.8	16.362	103.6		1:26.741		12	22.714	110.0	41.773	123.3	14.456	109.7		1:18.943	
4	24.979	102.4	43.800	120.2	15.490			1:24.269		13	22.718	108.3	41.606	123.8	14.293			1:18.617	
5	24.036	98.1	45.561	121.8	14.975			1:24.572		14	22.549	114.5	41.671	123.5	18.242			1:22.462	
6	23.854	102.7	43.317	119.4	15.457			1:22.628		15	22.888	110.6	42.714	104.7	16.223			1:21.825	
7	24.254	100.4	43.764	122.2	14.607	110.2		1:22.625		16	22.828	110.4	41.074	124.5	14.185	110.9		1:18.087	
8	23.263	105.6	43.311	120.2	15.086	108.8		1:21.660		17	22.042	111.1	41.942	123.8	In			1:22.697	P
9	23.432	102.6	42.437	123.5	14.342	110.4		1:20.211		18									

21 Bryant-Bryant (D2D)										Chevrolet Camaro Z28									
lap	Sect-1	Speed	Sect-2	Speed	Sect-3	Speed	TopSpeed	laptime	pit	lap	Sect-1	Speed	Sect-2	Speed	Sect-3	Speed	Topspeed	laptime	pit
1	28.159	79.3	51.903	97.3	18.937			1:38.999		10	24.564	93.8	45.356	123.3	14.786	111.3		1:24.706	
2	28.101	79.9	50.121	109.1	17.606	102.8		1:35.828		11	23.590	101.3	43.733	124.9	14.498	112.2		1:21.821	
3	27.403	81.2	50.285	111.8	18.047			1:35.735		12	23.108	103.3	43.361	119.6	16.776	109.3		1:23.245	
4	27.626	80.4	51.520	88.2	17.786	104.6		1:36.932		13	23.366	102.3	43.207	124.5	14.710			1:21.283	
5	28.189	75.6	50.252	111.8	17.117			1:35.558		14	22.648	105.1	43.667	121.3	14.314			1:20.629	
6	26.388	82.6	47.371	111.8	16.870			1:30.629		15	22.866	109.0	42.959	128.5	14.290			1:20.115	
7	25.814	87.9	46.044	114.9	16.201	105.9		1:28.059		16	23.156	102.9	42.954	126.3	14.199	113.5		1:20.309	
8	25.734	87.0	46.992	106.5	In			1:35.119	P	17	22.642	107.4	42.488	124.7	14.576			1:19.706	
9		85.5	45.355	123.1	14.728			3:00.769	P	18	25.200	90.8	50.319	91.7	In			1:42.910	P



Session Start: 09:44:32 - Finish: 10:14:34

Weather/Track Conditions: Bright/Dry

Circuit: Donington Park National

Track Length: 3.185 Km - 1.9791 miles

Donington Historic Festival - 28 - 30 Apr 2017

Historic Touring Car Challenge (HTCC) with Tony Dron Trophy

Qualifying for Race 6 - Sector Analysis

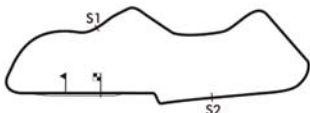
22 Roschmann-Roschmann (T2C)										BMW 3.0 CSL									
lap	Sect-1	Speed	Sect-2	Speed	Sect-3	Speed	TopSpeed	laptime	pit	lap	Sect-1	Speed	Sect-2	Speed	Sect-3	Speed	Topspeed	laptime	pit
1								1:37.344		10								1:31.114	
2								1:36.639		11								1:25.230	
3								1:28.670		12								1:19.814	
4								1:29.581		13								1:24.995	
5								1:32.695		14								1:24.925	
6			In		In			2:58.759	P	15								1:19.457	
7								1:23.372		16								1:20.616	
8								1:20.801		17								2:47.134	
9								1:21.804		18								1:19.215	

23 Mursall-Mursall (T2C)										BMW 3.0 CSL									
lap	Sect-1	Speed	Sect-2	Speed	Sect-3	Speed	TopSpeed	laptime	pit	lap	Sect-1	Speed	Sect-2	Speed	Sect-3	Speed	Topspeed	laptime	pit
1	28.352	85.2	52.387	108.8	18.174			1:38.913		8	25.097	91.8	49.129	102.2	17.033	92.9		1:31.259	
2	26.117	93.3	51.651	105.7	17.004	93.8		1:34.772		9	24.716	104.1	45.342	113.9	In			1:28.829	P
3	25.879	94.8	51.832	111.3	18.380	90.3		1:36.091		10	Out	77.3	53.712	99.0	18.608			3:03.283	P
4	27.164	83.1	49.339	110.6	16.221	100.0		1:32.724		11	27.287	95.0	50.821	111.8	16.965	98.6		1:35.073	
5	25.320	96.0	48.172	109.0	In			1:36.713	P	12	25.891	98.1	47.920	113.2	15.761			1:29.572	
6	Out	85.0	53.307	102.2	16.746	97.7		6:45.251	P	13	25.501	95.5	48.545	114.3	15.593			1:29.639	
7	25.133	97.7	48.272	96.6	16.839			1:30.244		14	24.747	99.3	45.827	114.7	15.005	103.6		1:25.579	

25 Ratcliff-Scarborough (D2C)										Ford Capri									
lap	Sect-1	Speed	Sect-2	Speed	Sect-3	Speed	TopSpeed	laptime	pit	lap	Sect-1	Speed	Sect-2	Speed	Sect-3	Speed	Topspeed	laptime	pit
1	29.808	70.2	51.969	105.4	17.511	90.7		1:39.288		10	26.279	96.2	50.720	108.1	16.595	94.6		1:33.594	
2	27.839	89.1	50.331	105.5	17.471			1:35.641		11	25.503	102.0	46.149	107.2	15.947	96.1		1:27.599	
3	27.086	93.0	48.864	106.7	17.065	92.7		1:33.015		12	24.937	108.3	46.754	109.3	15.429			1:27.120	
4	28.356	83.7	53.152	92.9	18.306			1:39.814		13	24.643	109.7	45.476	108.3	15.691	96.1		1:25.810	
5	27.382	88.1	50.272	105.7	17.089	94.4		1:34.743		14	25.091	106.6	47.745	108.4	16.349	95.2		1:29.185	
6	27.258	93.8	49.740	106.0	18.307	90.1		1:35.305		15	24.786	107.9	46.639	107.4	15.587			1:27.012	
7	26.701	87.3	49.507	106.0	17.016	94.0		1:33.224		16	24.764	106.6	47.487	106.9	15.535	96.3		1:27.786	
8	26.511	93.9	48.483	104.6	In			1:37.950	P	17	24.991	107.3	46.147	106.9	15.628	96.7		1:26.766	
9	Out	90.8	50.209	105.7	18.592	84.0		3:48.176	P	18									

27 Postins-Jackson (T3C)										Austin Rover									
lap	Sect-1	Speed	Sect-2	Speed	Sect-3	Speed	TopSpeed	laptime	pit	lap	Sect-1	Speed	Sect-2	Speed	Sect-3	Speed	Topspeed	laptime	pit
1	28.634	84.0	50.646	109.1	17.022			1:36.302		5	26.357	92.0	51.760	108.8	In			1:40.325	P
2	27.097	86.4	49.128	112.2	16.206	100.5		1:32.431		6	Out	85.9	47.244	110.2	17.087			3:23.809	P
3	26.468	88.8	47.900	110.7	16.190	100.3		1:30.558		7	24.862	97.8	45.055	119.4	14.754	106.5		1:24.671	
4	25.826	84.4	49.082	112.0	16.320			1:31.228		8									

29 Hart-Nutthall (T3B)										Renault 5 GT Turbo									
lap	Sect-1	Speed	Sect-2	Speed	Sect-3	Speed	TopSpeed	laptime	pit	lap	Sect-1	Speed	Sect-2	Speed	Sect-3	Speed	Topspeed	laptime	pit
1	27.483	73.8	50.449	104.9	17.005	96.1		1:34.937		9	Out	87.2	49.078	107.2	15.514	95.6		3:20.212	P
2	27.626	73.9	49.252	105.2	16.833	99.0		1:33.711		10	24.473	107.8	44.629	109.5	14.924			1:24.026	
3	26.630	81.2	48.337	107.2	In			1:39.323	P	11	24.097	101.8	44.035	112.8	14.826	98.6		1:22.958	
4	Out	80.5	50.487	95.9	17.306			3:20.678	P	12	23.481	113.3	49.430	80.6	In			1:35.899	P
5	26.360	84.9	48.285	108.3	15.917			1:30.562		13	Out	106.4	43.351	110.9	14.472			3:54.953	P
6	26.258	84.1	47.721	107.4	15.992	96.6		1:29.971		14	23.451	113.5	42.568	113.0	14.972	94.8		1:20.991	
7	26.291	87.1	46.703	112.8	15.700	100.9		1:28.694		15	24.651	98.0	44.121	92.5	16.838			1:25.610	
8	25.099	91.4	45.527	104.9	In			1:32.052	P	16									



Session Start: 09:44:32 - Finish: 10:14:34
Weather/Track Conditions: Bright/Dry
Circuit: Donington Park National
Track Length: 3.185 Km - 1.9791 miles

Donington Historic Festival - 28 - 30 Apr 2017

Historic Touring Car Challenge (HTCC) with Tony Dron Trophy

Qualifying for Race 6 - Sector Analysis

30 Galashan-Greaves (D2C)										Ford Capri									
lap	Sect-1	Speed	Sect-2	Speed	Sect-3	Speed	TopSpeed	laptime	pit	lap	Sect-1	Speed	Sect-2	Speed	Sect-3	Speed	Topspeed	laptime	pit
1								1:46.344		10								1:33.659	
2								1:42.594		11								1:37.130	
3								1:40.470		12								1:38.186	
4								1:40.066		13								1:44.020	
5								1:38.713		14			In		In			3:12.149	P
6								1:37.216		15								1:28.858	
7								1:38.375		16								1:28.029	
8								1:33.097		17								1:27.180	
9								1:32.952		18									

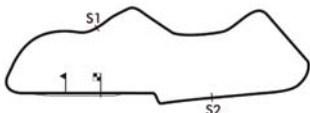
33 Mark Midgley (D2C)										Ford Capri									
lap	Sect-1	Speed	Sect-2	Speed	Sect-3	Speed	TopSpeed	laptime	pit	lap	Sect-1	Speed	Sect-2	Speed	Sect-3	Speed	Topspeed	laptime	pit
1	29.993	81.3	54.286	99.3	18.791			1:43.070		2	27.803	92.5	48.538	111.1	17.254			1:33.595	

41 Pochciol-Hanson (D2C)										Ford Capri									
lap	Sect-1	Speed	Sect-2	Speed	Sect-3	Speed	TopSpeed	laptime	pit	lap	Sect-1	Speed	Sect-2	Speed	Sect-3	Speed	Topspeed	laptime	pit
1	27.736	74.6	49.321	107.7	16.451			1:33.508		9	29.181	79.2	54.547	102.2	18.113			1:41.841	
2	26.135	93.3	47.671	109.1	16.192	96.7		1:29.998		10	28.269	78.2	53.341	97.9	17.979			1:39.589	
3	25.917	98.1	48.045	110.0	16.030	96.5		1:29.992		11	29.593	73.3	54.085	93.3	18.972	91.5		1:42.650	
4	25.664	99.6	47.303	107.7	15.792	96.5		1:28.759		12	28.756	81.2	53.017	90.1	20.788	90.7		1:42.561	
5	25.378	101.5	45.688	111.3	15.795	98.6		1:26.861		13	28.901	78.4	52.551	104.6	16.739			1:38.191	
6	25.444	103.0	46.619	107.2	In			1:31.190	P	14	28.395	80.5	52.220	105.0	16.963	94.6		1:37.578	
7	Out	66.7	56.235	99.8	19.238	91.9		4:04.063	P	15	27.924	83.0	52.902	104.2	16.955			1:37.781	
8	29.756	78.1	54.282	91.1	18.275	93.4		1:42.313		16	28.162	77.1	51.393	104.9	17.749	87.7		1:37.304	

43 Guest-Snowdon (GT6)										Alfa Romeo GTV6									
lap	Sect-1	Speed	Sect-2	Speed	Sect-3	Speed	TopSpeed	laptime	pit	lap	Sect-1	Speed	Sect-2	Speed	Sect-3	Speed	Topspeed	laptime	pit
1	31.087	62.4	55.519	99.9	22.099	77.5		1:48.705		8	Out	82.2	48.546	107.7	16.333	93.8		4:11.837	P
2	28.961	78.8	52.575	101.7	17.970	87.4		1:39.506		9	25.598	100.2	46.256	109.1	15.822	96.1		1:27.676	
3	27.655	83.5	51.142	103.6	17.280	90.3		1:36.077		10	25.158	100.9	45.337	108.8	15.300			1:25.795	
4	27.344	84.4	49.937	103.3	17.261			1:34.542		11	24.829	96.5	48.128	107.2	15.739			1:28.696	
5	26.364	90.1	49.120	103.9	16.362			1:31.846		12	24.566	96.9	46.831	107.6	15.563			1:26.960	
6	25.883	92.3	47.452	107.4	15.684			1:29.019		13	24.479	104.0	45.151	108.6	14.936	95.9		1:24.566	
7	30.219	71.2	54.466	91.4				1:48.261		14	24.504	101.5	44.788	108.8	In			1:30.866	P

48 Robin Benn (T2C)										Ford Capri									
lap	Sect-1	Speed	Sect-2	Speed	Sect-3	Speed	TopSpeed	laptime	pit	lap	Sect-1	Speed	Sect-2	Speed	Sect-3	Speed	Topspeed	laptime	pit
1	28.758	79.4	53.454	98.9				1:47.892		8	27.959	83.6	48.661	104.2	16.175	95.1		1:32.795	
2	Out	80.3	53.229	103.7	17.079	91.7		2:27.546	P	9	26.658	93.3	49.426	106.7	16.546	94.8		1:32.630	
3	27.317	84.8	50.744	101.4	17.838			1:35.899		10	26.128	102.0	48.425	107.7	16.125			1:30.678	
4	27.890	90.3	50.925	99.6	17.271	91.6		1:36.086		11	26.241	100.3	47.402	104.7	16.568	91.1		1:30.211	
5	27.738	93.0	51.158	100.6	16.626			1:35.522		12	26.379	101.2	46.694	107.6	38.179	74.7		1:51.252	
6	27.248	95.2	48.591	101.6	18.161			1:34.000		13	26.746	104.1	47.060	106.5	16.214	95.2		1:30.020	
7	27.404	94.2	48.767	106.5	16.965			1:33.136		14	25.997	104.6	47.471	99.9	In			1:50.238	P

51 Luck-Hyett (T2B)										BMW 2002 Ti									
lap	Sect-1	Speed	Sect-2	Speed	Sect-3	Speed	TopSpeed	laptime	pit	lap	Sect-1	Speed	Sect-2	Speed	Sect-3	Speed	Topspeed	laptime	pit
1	27.934	79.1	51.772	107.9	17.298	93.8		1:37.004		7	24.291	98.8	43.859	115.1	14.533	99.8		1:22.683	
2	27.275	87.0	49.195	110.4	16.930			1:33.400		8	23.951	105.3	43.465	110.4	15.372	97.6		1:22.788	
3	26.753	92.5	47.373	113.5	17.842	94.0		1:31.968		9	25.034	87.0	43.693	113.7	14.571	100.0		1:23.298	
4	27.550	85.1	50.642	104.4	16.063	96.2		1:34.255		10	23.548	110.6	43.380	113.7	14.475	100.3		1:21.403	
5	26.038	97.6	46.214	108.1	In			1:35.057	P	11	23.309	113.7	43.220	113.4	14.484	100.0		1:21.013	
6		90.8	46.765	108.6	15.480	98.0		3:58.436	P	12	23.513	110.9	43.280	113.4	In			1:34.911	P



Session Start: 09:44:32 - Finish: 10:14:34
Weather/Track Conditions: Bright/Dry
Circuit: Donington Park National
Track Length: 3.185 Km - 1.9791 miles

Donington Historic Festival - 28 - 30 Apr 2017

Historic Touring Car Challenge (HTCC) with Tony Dron Trophy

Qualifying for Race 6 - Sector Analysis

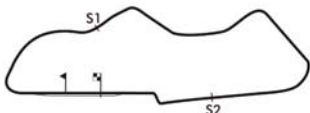
61 Tom Houlbrook (T4B)										BMW M3 E30									
lap	Sect-1	Speed	Sect-2	Speed	Sect-3	Speed	TopSpeed	laptime	pit	lap	Sect-1	Speed	Sect-2	Speed	Sect-3	Speed	Topspeed	laptime	pit
1	30.563	66.7	55.449	91.1	19.000	95.2		1:45.012		10	24.583	95.0	46.320	116.5	14.823	102.2		1:25.726	
2	29.780	61.1	54.832	104.2	18.039			1:42.651		11	23.647	101.3	47.035	115.1	14.965	102.3		1:25.647	
3	27.493	81.6	49.513	111.8	16.827			1:33.833		12	23.631	99.0	45.552	117.3	15.600			1:24.783	
4	26.855	81.6	47.688	114.5	16.731	97.3		1:31.274		13	23.493	99.7	43.619	119.4	14.799	103.9		1:21.911	
5	25.738	86.3	50.925	110.9	16.184	98.9		1:32.847		14	23.575	99.4	47.429	103.3	15.698			1:26.702	
6	25.604	88.9	46.262	114.5	15.826			1:27.692		15	23.554	100.0	43.507	119.4	15.040	101.6		1:22.101	
7	26.105	92.3	45.406	115.9	In			1:32.930	P	16	24.194	97.0	44.491	118.1	15.307			1:23.992	
8	Out	82.3	49.091	112.2	16.084	99.6		4:03.162	P	17	24.976	86.4	51.911	84.1	19.505			1:36.392	
9	25.143	92.0	46.747	115.1	15.541			1:27.431		18									

66 Whale-Whale (T4B)										BMW M3 E30									
lap	Sect-1	Speed	Sect-2	Speed	Sect-3	Speed	TopSpeed	laptime	pit	lap	Sect-1	Speed	Sect-2	Speed	Sect-3	Speed	Topspeed	laptime	pit
1	29.171	76.4	50.630	114.3	16.708			1:36.509		11	23.699	99.1	42.008	120.9	14.644			1:20.351	
2	27.130	89.7	46.749	115.9	16.144	99.6		1:30.023		12	22.864	107.4	42.172	122.0	14.424			1:19.460	
3	25.932	96.5	46.683	115.7	15.442	103.1		1:28.057		13	22.608	107.3	41.343	122.4	14.429	106.0		1:18.380	
4	25.042	97.3	44.319	119.8	15.042			1:24.403		14	22.438	109.2	41.777	121.5	14.135			1:18.350	
5	24.713	95.0	43.732	119.6	16.412			1:24.857		15	22.378	112.2	41.148	122.4	14.065			1:17.591	
6	23.623	104.5	44.291	112.6	14.560			1:22.474		16	22.401	111.1	41.784	119.2	15.553	102.6		1:19.738	
7	24.631	100.4	42.695	120.5	In			1:27.400	P	17	22.483	112.2	40.845	121.5	15.203			1:18.531	
8	Out	84.1	47.069	116.7	15.564			2:51.730	P	18	22.298	114.7	40.639	121.5	13.961			1:16.898	
9	24.206	101.0	44.757	118.5	15.210			1:24.173		19	22.280	108.8	41.902	119.6	14.020			1:18.202	
10	23.487	99.9	48.456	68.9	18.206			1:30.149		20									

68 David Tomlin (T2B)										Ford RS 1800									
lap	Sect-1	Speed	Sect-2	Speed	Sect-3	Speed	TopSpeed	laptime	pit	lap	Sect-1	Speed	Sect-2	Speed	Sect-3	Speed	Topspeed	laptime	pit
1	30.117	74.7	53.305	93.0	18.138	95.4		1:41.560		10	23.747	101.3	43.388	122.0	15.771	104.2		1:22.906	
2	27.218	84.5	49.853	113.5	16.659			1:33.730		11	24.952	88.7	51.970	93.8	15.489			1:32.411	
3	26.449	84.0	49.012	114.1	16.387			1:31.848		12	23.478	100.7	43.527	120.5	14.465	105.7		1:21.470	
4	25.764	90.9	47.837	111.7	16.023	102.5		1:29.624		13	22.955	99.4	42.972	120.0	14.163			1:20.090	
5	25.046	91.6	50.751	101.6	In			1:40.256	P	14	22.855	103.7	43.773	117.7	14.361	105.4		1:20.989	
6	Out	87.0	47.685	97.4	17.069	99.6		3:32.865	P	15	22.956	102.1	42.673	120.5	14.852			1:20.481	
7	24.349	94.8	44.783	119.6	15.955	102.3		1:25.087		16	22.929	106.1	42.081	120.0	14.222	105.5		1:19.232	
8	24.075	94.8	47.237	107.6	15.171	102.8		1:26.483		17	22.705	106.3	45.373	116.5	14.494	103.0		1:22.572	
9	24.135	92.0	45.052	120.0	15.131	105.2		1:24.318		18	22.794	103.8	42.975	119.4	14.198	104.4		1:19.967	

75 Eric Mestdagh (T2C)										BMW CSL 3.0									
lap	Sect-1	Speed	Sect-2	Speed	Sect-3	Speed	TopSpeed	laptime	pit	lap	Sect-1	Speed	Sect-2	Speed	Sect-3	Speed	Topspeed	laptime	pit
1	28.910	81.0	51.506	99.0	17.860			1:38.276		9	23.812	104.0	45.059	119.4	15.322			1:24.193	
2	28.295	82.7	49.859	120.2	15.726			1:33.880		10	23.325	100.0	44.561	122.2	15.135	107.0		1:23.021	
3	25.114	88.8	48.002	121.3	In			1:33.482	P	11	23.106	102.3	43.563	125.6	14.936			1:21.605	
4	Out	88.4	48.776	115.1	15.053			3:37.455	P	12	24.171	103.8	41.967	125.9	14.163	108.8		1:20.301	
5	24.230	95.5	45.794	123.5	15.137			1:25.161		13	22.608	109.9	42.782	125.4	14.015	109.5		1:19.405	
6	23.575	100.3	43.856	110.9	15.789			1:23.220		14	22.630	110.0	41.961	126.1	13.801			1:18.392	
7	23.667	98.8	43.589	123.1	14.417	109.1		1:21.673		15	22.710	110.6	41.952	124.5	13.754			1:18.416	
8	22.803	103.2	42.277	125.2	14.260	108.6		1:19.340		16	22.161	113.7	43.082	121.3	In			1:26.525	P

82 Peter Hallford (T2C)										Ford Boss Mustang									
lap	Sect-1	Speed	Sect-2	Speed	Sect-3	Speed	TopSpeed	laptime	pit	lap	Sect-1	Speed	Sect-2	Speed	Sect-3	Speed	Topspeed	laptime	pit
1	27.896	78.1	55.416	113.9	16.827			1:40.139		8	23.318	102.4	42.530	120.2	15.612			1:21.460	
2	27.693	77.7	56.744	89.2	In			1:49.655	P	9	23.257	103.5	42.477	122.2	In			1:27.792	P
3	Out	85.9	45.773	121.1	15.667	106.9		7:05.848	P	10	Out	94.4	46.340	106.0	16.348	106.4		5:07.022	P
4	23.953	100.0	43.061	122.0	15.907			1:22.921		11	23.708	98.8	47.047	116.3	15.465			1:26.220	
5	24.534	101.3	43.892	126.6	15.116	109.8		1:23.542		12	23.885	98.1	42.889	123.5	15.226	108.1		1:22.000	
6	23.685	96.5	46.349	125.2	15.161	110.2		1:25.195		13	23.353	108.6	43.926	120.7	15.315	102.3		1:22.594	
7	23.596	101.0	44.827	120.2	17.251			1:25.674		14									



Session Start: 09:44:32 - Finish: 10:14:34

Weather/Track Conditions: Bright/Dry

Circuit: Donington Park National

Track Length: 3.185 Km - 1.9791 miles

Donington Historic Festival - 28 - 30 Apr 2017

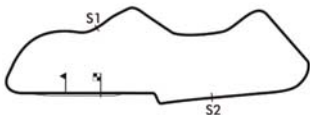
Historic Touring Car Challenge (HTCC) with Tony Dron Trophy

Qualifying for Race 6 - Sector Analysis

84 Steve Jones (T4B)										BMW M3									
lap	Sect-1	Speed	Sect-2	Speed	Sect-3	Speed	TopSpeed	laptime	pit	lap	Sect-1	Speed	Sect-2	Speed	Sect-3	Speed	Topspeed	laptime	pit
1	32.078	78.8	53.708	104.7	18.405	87.7		1:44.191		10	25.913	98.4	48.284	103.7	16.373	99.2		1:30.570	
2	30.159	76.2	55.338	99.5	18.003			1:43.500		11	25.281	96.7	46.218	117.5	15.655	97.4		1:27.154	
3	30.968	80.3	50.756	112.0	17.097			1:38.821		12	26.137	98.0	46.030	118.1	15.690	101.1		1:27.857	
4	27.490	85.5	51.300	110.7	17.156			1:35.946		13	25.048	99.9	48.157	108.1	17.126			1:30.331	
5	26.545	89.0	49.944	105.0	18.495			1:34.984		14	24.666	100.2	46.498	117.3	15.827			1:26.991	
6	26.679	91.8	48.140	111.3	16.810	85.1		1:31.629		15	24.565	102.1	47.424	113.5	16.083			1:28.072	
7	28.710	92.9	51.176	96.3	17.663	97.7		1:37.549		16	24.702	102.9	44.897	119.8	15.289			1:24.888	
8	26.626	85.5	48.112	117.9	16.072			1:30.810		17	24.164	104.6	44.671	119.8	15.446	103.7		1:24.281	
9	26.789	87.1	48.804	113.2	16.433	97.3		1:32.026		18	24.424	102.9	45.120	120.0	15.125			1:24.669	

123 Wood-Morgan (T2C)										Ford Capri									
lap	Sect-1	Speed	Sect-2	Speed	Sect-3	Speed	TopSpeed	laptime	pit	lap	Sect-1	Speed	Sect-2	Speed	Sect-3	Speed	Topspeed	laptime	pit
1	28.750	72.0	52.078	105.7	17.535	96.7		1:38.363		8	24.197	96.9	44.135	113.7	15.054	103.9		1:23.386	
2	27.417	79.8	49.622	110.4	17.072	98.6		1:34.111		9	23.106	100.0	44.331	117.3	14.703	104.4		1:22.140	
3	26.316	79.6	47.210	111.3	16.683	99.5		1:30.209		10	22.832	100.0	43.490	117.5	14.564	103.9		1:20.886	
4	26.384	83.3	49.784	110.7	In			1:38.786	P	11	22.906	106.8	42.270	118.1	In			1:28.422	P
5	Out	72.7	53.531	105.4	17.064	97.7		4:41.976	P	12	Out	90.8	46.516	100.5	16.178	100.5		5:26.838	P
6	26.206	87.4	47.099	114.9	15.767	100.0		1:29.072		13	23.880	102.3	42.579	117.3	14.799			1:21.258	
7	25.624	88.8	50.365	103.4	16.219			1:32.208		14	22.671	106.4	42.748	115.5	14.310			1:19.729	

140 Mark Wilson (D2A)										Volkswagen Golf GTi									
lap	Sect-1	Speed	Sect-2	Speed	Sect-3	Speed	TopSpeed	laptime	pit	lap	Sect-1	Speed	Sect-2	Speed	Sect-3	Speed	Topspeed	laptime	pit
1	31.668	69.2	54.638	95.6	20.443			1:46.749		10	26.465	97.8	48.405	100.0	16.230	89.8		1:31.100	
2	28.406	85.1	51.733	94.0	18.217	88.0		1:38.356		11	25.963	99.0	47.469	99.3	16.302			1:29.734	
3	27.955	86.4	49.848	96.7	17.337	88.8		1:35.140		12	26.170	96.6	55.762	69.1	18.114			1:40.046	
4	28.207	85.9	52.411	82.0	18.886			1:39.504		13	31.911	81.2	57.560	99.8	15.946			1:45.417	
5	28.076	82.9	53.210	96.7	17.137	88.2		1:38.423		14	25.723	99.9	47.067	99.2	16.115	90.9		1:28.905	
6	28.124	87.7	49.966	99.2	16.859	88.7		1:34.949		15	25.991	100.4	47.007	98.9	16.019	90.6		1:29.017	
7	26.525	97.3	49.316	99.6	16.427	87.8		1:32.268		16	26.030	103.2	47.915	100.8	16.220	89.3		1:30.165	
8	26.852	88.7	48.268	99.6	16.382	88.8		1:31.502		17	25.768	102.6	47.394	99.0	16.160			1:29.322	
9	26.197	99.3	49.321	98.7	16.182	88.5		1:31.700		18	26.210	83.5	1:04.053	90.0	17.093	75.4		1:47.356	



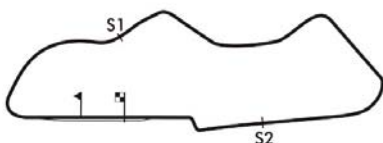
Session Start: 09:44:32 - Finish: 10:14:34
Weather/Track Conditions: Bright/Dry
Circuit: Donington Park National
Track Length: 3.185 Km - 1.9791 miles

Donington Historic Festival - 28 - 30 Apr 2017

Historic Touring Car Challenge (HTCC) with Tony Dron Trophy

Qualifying for Race 6 - Best Sector Times

SECTOR 1			SECTOR 2			SECTOR 3			IDEAL / BEST LAP COMPARISON						
NO	TIME	LAP	NO	TIME	LAP	NO	TIME	LAP	NO	NAME	BEST	IN	IDEAL	DIFF	
1	8	21.961	17	8	40.245	11	8	13.704	15	8	Soper-Ward	1:16.267	16	1:15.910	+0.357
2	16	22.042	17	66	40.639	18	75	13.754	15	66	Whale-Whale	1:16.898	18	1:16.880	+0.018
3	75	22.161	16	16	41.074	16	66	13.961	18	16	Steve Dance	1:18.087	16	1:17.301	+0.786
4	66	22.280	19	10	41.393	15	68	14.163	13	75	Eric Mestdagh	1:18.392	14	1:17.867	+0.525
5	21	22.642	17	4	41.846	12	2	14.176	6	10	Mark Smith	1:19.117	13	1:18.473	+0.644
6	123	22.671	14	2	41.911	6	16	14.185	16	22	Roschmann-Roschr	1:19.215	18		+
7	68	22.705	17	75	41.952	15	21	14.199	16	68	David Tomlin	1:19.232	16	1:18.949	+0.283
8	10	22.789	18	68	42.081	16	10	14.291	12	21	Bryant-Bryant	1:19.706	17	1:19.329	+0.377
9	2	22.855	7	123	42.270	11	123	14.310	14	123	Wood-Morgan	1:19.729	14	1:19.251	+0.478
10	4	23.128	16	82	42.477	9	4	14.363	9	4	Williams-Williams	1:19.794	9	1:19.337	+0.457
11	82	23.257	9	21	42.488	17	29	14.472	13	2	Ward-Young	1:20.213	6	1:18.942	+1.271
12	51	23.309	11	29	42.568	14	51	14.475	10	29	Hart-Nutthall	1:20.991	14	1:20.491	+0.500
13	29	23.451	14	51	43.220	11	27	14.754	7	51	Luck-Hyett	1:21.013	11	1:21.004	+0.009
14	61	23.493	13	61	43.507	15	61	14.799	13	82	Peter Hallford	1:21.460	8	1:20.850	+0.610
15	84	24.164	17	84	44.671	17	43	14.936	13	61	Tom Houlbrook	1:21.911	13	1:21.799	+0.112
16	43	24.479	13	43	44.788	14	23	15.005	14	84	Steve Jones	1:24.281	17	1:23.960	+0.321
17	25	24.643	13	27	45.055	7	82	15.116	5	43	Guest-Snowdon	1:24.566	13	1:24.203	+0.363
18	23	24.716	9	23	45.342	9	84	15.125	18	27	Postins-Jackson	1:24.671	7	1:24.671	+0.000
19	9	24.773	18	25	45.476	13	25	15.429	12	23	Mursall-Mursall	1:25.579	14	1:25.063	+0.516
20	15	24.815	14	41	45.688	5	15	15.556	14	25	Ratcliff-Scarboroug	1:25.810	13	1:25.548	+0.262
21	27	24.862	7	9	46.277	19	41	15.792	4	41	Pochciol-Hanson	1:26.861	5	1:26.858	+0.003
22	41	25.378	5	15	46.404	13	9	15.927	19	9	Peter Mallett	1:27.003	19	1:26.977	+0.026
23	140	25.723	14	48	46.694	12	140	15.946	13	30	Galashan-Greaves	1:27.180	17		+
24	5	25.728	16	5	46.966	16	48	16.125	10	15	Spiers-Merry	1:27.375	16	1:26.775	+0.600
25	48	25.997	14	140	47.007	15	5	16.147	14	140	Mark Wilson	1:28.905	14	1:28.676	+0.229
26	14	26.060	8	14	47.495	9	14	16.426	8	5	Tom Pead	1:29.063	16	1:28.841	+0.222
27	33	26.940	3	33	48.538	2	33	17.254	2	48	Robin Benn	1:30.020	13	1:28.816	+1.204
28	22			22			22			14	Paul Clayson	1:30.309	9	1:29.981	+0.328
29	30			30			30			33	Mark Midgley	1:33.595	2	1:32.732	+0.863
30	34			34			34								
31	49			49			49								
32	94			94			94								



Session Start: 09:44:32 - Finish: 10:14:34

Weather/Track Conditions: Bright/Dry

Circuit: Donington Park National

Track Length: 3.185 Km - 1.9791 miles

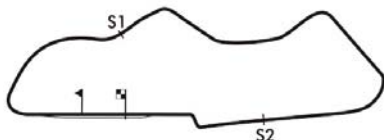


Donington Historic Festival - 28 - 30 Apr 2017

Historic Touring Car Challenge (HTCC) with Tony Dron Trophy

Qualifying for Race 6 - Best Sector Speeds

	NO	SECTOR 1	MPH	NO	SECTOR 2	MPH	NO	SECTOR 3	MPH
1	8	Soper-Ward	117.9	21	Bryant-Bryant	128.5	21	Bryant-Bryant	113.7
2	4	Williams-Williams	116.8	2	Ward-Young	127.3	2	Ward-Young	112.0
3	16	Steve Dance	115.1	82	Peter Hallford	126.6	75	Eric Mestdagh	112.0
4	66	Whale-Whale	114.7	75	Eric Mestdagh	126.1	8	Soper-Ward	111.5
5	51	Luck-Hyett	113.7	8	Soper-Ward	125.4	16	Steve Dance	111.5
6	75	Eric Mestdagh	113.7	10	Mark Smith	125.2	82	Peter Hallford	110.2
7	29	Hart-Nutthall	113.5	16	Steve Dance	124.5	10	Mark Smith	108.3
8	10	Mark Smith	109.7	66	Whale-Whale	122.4	66	Whale-Whale	107.0
9	25	Ratcliff-Scarborough	109.7	68	David Tomlin	122.0	27	Postins-Jackson	106.5
10	21	Bryant-Bryant	109.0	84	Steve Jones	120.0	68	David Tomlin	106.2
11	82	Peter Hallford	108.6	27	Postins-Jackson	119.4	123	Wood-Morgan	105.0
12	2	Ward-Young	107.3	61	Tom Houlbrook	119.4	61	Tom Houlbrook	103.9
13	123	Wood-Morgan	106.8	123	Wood-Morgan	118.1	84	Steve Jones	103.7
14	68	David Tomlin	106.3	4	Williams-Williams	115.1	23	Mursall-Mursall	103.6
15	48	Robin Benn	104.6	51	Luck-Hyett	115.1	4	Williams-Williams	101.6
16	84	Steve Jones	104.6	23	Mursall-Mursall	114.7	29	Hart-Nutthall	100.9
17	23	Mursall-Mursall	104.1	15	Spiers-Merry	113.4	15	Spiers-Merry	100.8
18	43	Guest-Snowdon	104.0	29	Hart-Nutthall	113.0	51	Luck-Hyett	100.3
19	140	Mark Wilson	103.2	9	Peter Mallett	112.2	9	Peter Mallett	98.7
20	41	Pochciol-Hanson	103.0	41	Pochciol-Hanson	111.3	41	Pochciol-Hanson	98.6
21	61	Tom Houlbrook	101.3	33	Mark Midgley	111.1	33	Mark Midgley	97.6
22	9	Peter Mallett	99.4	25	Ratcliff-Scarborough	109.3	25	Ratcliff-Scarborough	96.7
23	27	Postins-Jackson	97.8	43	Guest-Snowdon	109.1	43	Guest-Snowdon	96.1
24	15	Spiers-Merry	95.8	48	Robin Benn	107.7	48	Robin Benn	95.8
25	33	Mark Midgley	94.6	5	Tom Pead	107.6	5	Tom Pead	94.3
26	5	Tom Pead	94.4	14	Paul Clayson	105.5	14	Paul Clayson	92.5
27	14	Paul Clayson	93.4	140	Mark Wilson	100.8	140	Mark Wilson	91.5
28	22	Roschmann-Roschmann	0.0	22	Roschmann-Roschmann	0.0	22	Roschmann-Roschmann	0.0
29	30	Galashan-Greaves	0.0	30	Galashan-Greaves	0.0	30	Galashan-Greaves	0.0
30	34	Patrick Watts	0.0	34	Patrick Watts	0.0	34	Patrick Watts	0.0
31	49	Malcolm Harrison	0.0	49	Malcolm Harrison	0.0	49	Malcolm Harrison	0.0
32	94	Till Bechtolsheimer	0.0	94	Till Bechtolsheimer	0.0	94	Till Bechtolsheimer	0.0



Session Start: 09:44:32 - Finish: 10:14:34

Weather/Track Conditions: Bright/Dry

Circuit: Donington Park National

Track Length: 3.185 Km - 1.9791 miles



Donington Historic Festival - 28 - 30 Apr 2017

Historic Touring Car Challenge (HTCC) with Tony Dron Trophy Race 6 - Starting Grid

Sheet No:

Start Time : 13:35 - Heat Duration : 1 Hour

16	31	94 Till Bechtolsheimer		
15	29	33 Mark Midgley	30	34 Patrick Watts
14	27	48 Robin Benn	28	14 Paul Clayson
13	25	140 Mark Wilson	26	5 Tom Pead
12	23	30 Galashan-Greaves	24	15 Spiers-Merry
11	21	41 Pochciol-Hanson	22	9 Peter Mallett
10	19	23 Mursall-Mursall	20	25 Ratcliff-Scarborough
9	17	43 Guest-Snowdon	18	27 Postins-Jackson
8	15	61 Tom Houlbrook	16	84 Steve Jones
7	13	51 Luck-Hyett	14	82 Peter Hallford
6	11	2 Ward-Young	12	29 Hart-Nutthall
5	9	123 Wood-Morgan	10	4 Williams-Williams
4	7	68 David Tomlin	8	21 Bryant-Bryant
3	5	10 Mark Smith	6	22 Roschmann-Roschmann
2	3	16 Steve Dance	4	75 Eric Mestdagh
1	1	8 Soper-Ward	2	66 Whale-Whale

Pole Right

ROW

Cars 94 & 34 allowed to start from back of grid (practised out of session)

These results are provisional until the conclusion of any judicial and technical matters.

*Circuit: Donington Park National
Track Length: 3.185 Km - 1.9791 miles*

Clerk of the Course:

Timekeeper:

Issued at:

Julian Floyd

Nick Palmer



Donington Historic Festival - 28 - 30 Apr 2017

U2TC Trophy for pre-66 under 2-litre Touring Cars Qualifying for Race 4 - Classification

Sheet No:

POS	NO	DRIVER/S	CLASS	CLASS POS	CAR MAKE / MODEL	TIME	ON	LAPS	GAP	DIFF	MPH
1	89	Banks-Banks	C	1	Alfa Romeo Giulia Sprint	1:22.368	10	20			86.50
2	13	Andy Wolfe	C	2	Ford Lotus Cortina	1:23.326	7	14	0.958	0.958	85.50
3	7	Steve Soper	C	3	Ford Lotus Cortina	1:23.678	13	13	1.310	0.352	85.14
4	52	Dutton-Brown	C	4	Ford Lotus Cortina	1:23.734	15	19	1.366	0.056	85.09
5	161	Letts-Letts	C	5	Ford Lotus Cortina	1:23.782	13	16	1.414	0.048	85.04
6	51	Perfetti-Rovelli	C	6	Ford Lotus Cortina	1:24.329	4	19	1.961	0.547	84.49
7	79	Mark Jones	C	7	Ford Lotus Cortina MK1	1:24.563	16	18	2.195	0.234	84.25
8	100	Shaw-Hyett	D	1	BMW 1800 TiSA	1:24.847	10	16	2.479	0.284	83.97
9	16	David Tomlin	C	8	Ford Lotus Cortina	1:24.849	16	19	2.481	0.002	83.97
10	91	Martin Strommen	C	9	Ford Lotus Cortina	1:25.163	16	18	2.795	0.314	83.66
11	142	John Spiers	C	10	Ford Lotus Cortina	1:25.188	10	11	2.820	0.025	83.63
12	98	Pattle-Pattle	C	11	Ford Lotus Cortina	1:25.322	14	18	2.954	0.134	83.50
13	888	Endaf Owens	B	1	Morris Mini Cooper S	1:25.562	12	13	3.194	0.240	83.27
14	15	Churchill-Baldwin	B	2	Austin Mini Cooper S	1:25.591	16	16	3.223	0.029	83.24
15	42	Curley-Kelly	B	3	Austin Mini MK1 Cooper S	1:25.663	17	18	3.295	0.072	83.17
16	87	Lewis-Swift	B	4	Morris Mini Cooper S	1:25.852	9	9	3.484	0.189	82.99
17	43	Middlehurst-Middlehurst	B	5	Morris Mini Cooper S	1:25.961	10	15	3.593	0.109	82.88
18	81	Goff-Goff	D	2	BMW 1800 TI	1:26.108	12	15	3.740	0.147	82.74
19	66	Viggo Lund	C	12	Ford Lotus Cortina	1:26.221	2	19	3.853	0.113	82.63
20	5	Pearson-Monteverde	B	6	Lister Jaguar Knobbly	1:26.382	2	13	4.014	0.161	82.48
21	21	Steve Maxted	B	7	Austin Mini Cooper S	1:26.788	15	15	4.420	0.406	82.09
22	68	Daniel Mursall	D	3	BMW 1800 Ti	1:27.551	18	18	5.183	0.763	81.38
23	25	Sime-Sime	B	8	Morris Mini Cooper S	1:27.597	6	18	5.229	0.046	81.33
24	54	Halusa-Halusa	C	13	Alfa Romeo Giulia Sprint	1:27.796	17	17	5.428	0.199	81.15
25	35	Ekorness-Ekorness	B	9	Morris Mini Cooper S	1:28.013	10	12	5.645	0.217	80.95
26	195	Smail-Mann	C	14	Ford Lotus Cortina	1:28.327	6	18	5.959	0.314	80.66
27	170	Marcus Jewell	C	15	Ford Consul Cortina	1:28.824	7	10	6.456	0.497	80.21
28	116	Peter Mursall	D	4	BMW 1800 Ti	1:29.163	16	17	6.795	0.339	79.91
29	20	Hunt-Hunt	B	10	Morris Mini Cooper S	1:29.420	8	18	7.052	0.257	79.68
30	48	James-Stretton	D	5	BMW 1800 Ti	1:31.142	6	17	8.774	1.722	78.17
31	155	Raymond Low	B	11	Austin Mini Cooper S	1:33.780	12	18	11.412	2.638	75.97
32	84	Steve Jones	B	12	Morris Mini Cooper S	1:35.904	3	4	13.536	2.124	74.29

Car 35 requires a working transponder - Regulation Q.12.2.1 refers.
A 30 second penalty will be applied if not working in the race.

Session Start: 10:22:19 - Finish: 10:52:24
Weather/Track Conditions: Cloud/Dry
Circuit: Donington Park National
Track Length: 3.185 Km - 1.9791 miles

These results are provisional until the conclusion of any judicial and technical matters.

Clerk of the Course:

Julian Floyd

Timekeeper:

Nick Palmer

Issued at:

Donington Historic Festival - 28 - 30 Apr 2017

U2TC Trophy for pre-66 under 2-litre Touring Cars

Qualifying for Race 4 - Sector Analysis

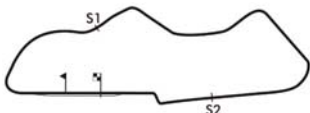
5 Pearson-Monteverde (B)										Lister Jaguar Knobbly										
lap	Sect-1	Speed	Sect-2	Speed	Sect-3	Speed	TopSpeed	laptime	pit	lap	Sect-1	Speed	Sect-2	Speed	Sect-3	Speed	Topspeed	laptime	pit	
1	25.016	100.4	46.521	106.7	15.400			1:26.937		8	24.991	95.1	46.254	105.9	15.489	95.4			1:26.734	
2	24.851	102.9	46.066	107.0	15.465			1:26.382		9	24.984	98.3	47.855	106.2	19.128				1:31.967	
3	24.796	102.6	46.801	107.6	15.359	95.8		1:26.956		10	25.252	91.5	46.814	107.0	15.512				1:27.578	
4	24.916	101.3	45.659	108.6	16.262			1:26.837		11	24.968	97.6	46.475	107.0	15.580				1:27.023	
5	28.129	84.8	48.492	104.9	In			1:40.352	P	12	25.208	101.0	46.400	107.7	15.303	97.2			1:26.911	
6	77.6		49.347	102.6	16.211			2:41.376	P	13	24.946	96.3	46.339	107.9	In				1:32.906	P
7	25.996	91.6	47.139	101.9	15.887			1:29.022		14										

7 Steve Soper (C)										Ford Lotus Cortina										
lap	Sect-1	Speed	Sect-2	Speed	Sect-3	Speed	TopSpeed	laptime	pit	lap	Sect-1	Speed	Sect-2	Speed	Sect-3	Speed	Topspeed	laptime	pit	
1	Out	93.2	46.927	108.6	15.997	96.3		1:24.067		8	24.258	109.2	44.916	110.6	15.704	95.2			1:24.878	
2	25.045	95.2	46.495	108.1	15.359	96.3		1:26.899		9	24.341	107.6	45.167	110.7	15.849	95.4			1:25.357	
3	24.381	109.0	47.687	110.0	15.714	98.9		1:27.782		10	24.361	107.4	44.755	111.5	15.304	100.8			1:24.420	
4	25.147	103.5	45.692	109.5	15.404	96.3		1:26.243		11	24.144	105.6	44.791	113.7	15.460	98.0			1:24.395	
5	24.193	107.4	45.553	109.5	In			1:33.106	P	12	24.137	108.5	44.814	110.7	15.138				1:24.089	
6	Out	96.2	46.321	110.4	15.736	98.0		2:46.012	P	13	23.942	109.0	44.627	110.7	15.109	97.7			1:23.678	
7	24.273	104.5	46.205	109.5	15.528			1:26.006		14										

13 Andy Wolfe (C)										Ford Lotus Cortina										
lap	Sect-1	Speed	Sect-2	Speed	Sect-3	Speed	TopSpeed	laptime	pit	lap	Sect-1	Speed	Sect-2	Speed	Sect-3	Speed	Topspeed	laptime	pit	
1	24.611	105.1	45.271	109.8	15.201	97.7		1:25.083		8	24.121	109.2	44.849	111.5	15.055				1:24.025	
2	24.705	108.6	45.591	110.2	15.220	97.4		1:25.516		9	24.122	108.1	44.539	110.0	15.051				1:23.712	
3	24.878	97.7	46.942	104.2	In			1:35.783	P	10	24.438	106.8	45.172	108.4	15.160	97.7			1:24.770	
4		99.3	45.443	109.1	15.839	96.3		10:08.929	P	11	24.457	107.6	44.545	109.5	14.955				1:23.957	
5	24.530	110.4	46.034	109.3	15.186			1:25.750		12	26.168	92.4	55.488	90.5	15.871	99.2			1:37.527	
6	24.527	99.3	44.945	110.2	14.881			1:24.353		13	24.129	109.3	44.321	109.5	15.149				1:23.599	
7	24.112	111.7	44.273	109.8	14.941			1:23.326		14	24.469	110.8	44.584	109.1	In				1:39.791	P

15 Churchill-Baldwin (B)										Austin Mini Cooper S										
lap	Sect-1	Speed	Sect-2	Speed	Sect-3	Speed	TopSpeed	laptime	pit	lap	Sect-1	Speed	Sect-2	Speed	Sect-3	Speed	Topspeed	laptime	pit	
1	26.351	92.1	46.977	103.0	16.101			1:29.429		9	25.243	106.1	46.342	103.0	15.352	93.3			1:26.937	
2	25.728	102.0	46.382	102.0	15.752			1:27.862		10	25.079	106.4	46.031	102.8	15.409				1:26.519	
3	25.187	105.3	45.911	102.0	25.035	87.4		1:36.133		11	25.191	104.6	46.313	101.9	15.416	92.6			1:26.920	
4	27.498	79.7	49.603	100.6	In			1:40.004	P	12	24.847	103.3	45.772	101.6	15.425				1:26.044	
5	Out	79.9	50.386	102.5	17.208	92.2		4:13.542	P	13	24.967	104.5	45.548	102.6	15.645				1:26.160	
6	25.276	104.8	45.887	102.8	15.642	92.9		1:26.805		14	25.036	105.9	45.559	102.5	15.337				1:25.932	
7	26.491	94.6	47.203	101.1	In			1:38.493	P	15	24.942	105.4	45.598	102.2	15.376				1:25.916	
8	Out	83.9	50.008	85.4	16.365	93.8		2:51.427	P	16	24.829	105.8	45.510	102.8	15.252				1:25.591	

16 David Tomlin (C)										Ford Lotus Cortina										
lap	Sect-1	Speed	Sect-2	Speed	Sect-3	Speed	TopSpeed	laptime	pit	lap	Sect-1	Speed	Sect-2	Speed	Sect-3	Speed	Topspeed	laptime	pit	
1	26.204	92.6	51.542	72.9	17.885	94.7		1:35.631		11	24.671	97.7	45.423	109.0	15.108				1:25.202	
2	25.448	94.7	47.006	107.6	15.845			1:28.299		12	24.563	95.6	46.270	108.8	15.678	95.8			1:26.511	
3	25.522	89.7	46.076	107.7	15.514			1:27.112		13	24.771	95.8	46.186	108.6	15.964				1:26.921	
4	24.871	104.1	45.936	107.7	15.499			1:26.306		14	24.642	103.8	45.384	109.7	15.608				1:25.634	
5	25.552	87.5	50.530	104.9	In			1:37.514	P	15	25.067	97.3	49.779	92.2	16.048				1:30.894	
6	Out	88.7	49.424	94.3	15.920	95.5		2:23.534	P	16	24.514	101.3	45.099	109.1	15.236	98.7			1:24.849	
7	24.637	99.4	46.244	107.6	15.576	95.6		1:26.457		17	24.717	98.6	45.830	108.3	15.253	96.1			1:25.800	
8	24.594	102.1	45.606	108.3	15.351			1:25.551		18	24.674	96.5	45.987	108.8	15.365				1:26.026	
9	24.626	102.6	45.720	108.4	15.433			1:25.779		19	28.540	77.5	59.326	88.2					1:50.853	
10	24.582	98.8	45.859	109.1	15.276	95.9		1:25.717		20										



Session Start: 10:22:19 - Finish: 10:52:24

Weather/Track Conditions: Cloud/Dry

Circuit: Donington Park National

Track Length: 3.185 Km - 1.9791 miles

Donington Historic Festival - 28 - 30 Apr 2017

U2TC Trophy for pre-66 under 2-litre Touring Cars

Qualifying for Race 4 - Sector Analysis

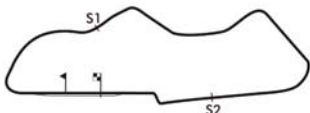
20 Hunt-Hunt (B)										Morris Mini Cooper S									
lap	Sect-1	Speed	Sect-2	Speed	Sect-3	Speed	TopSpeed	laptime	pit	lap	Sect-1	Speed	Sect-2	Speed	Sect-3	Speed	Topspeed	laptime	pit
1	27.843	86.2	51.750	95.8	16.863	89.8		1:36.456		10	25.885	99.0	48.522	99.6	16.209			1:30.616	
2	27.416	89.4	49.581	97.2	16.321	88.1		1:33.318		11	26.797	94.8	48.793	98.3	In			1:38.686	P
3	26.825	92.5	50.286	97.4	16.383	89.9		1:33.494		12		79.8	50.649	97.7	16.945	88.5		3:17.130	P
4	27.200	91.5	53.336	97.7	16.423	89.7		1:36.959		13	27.601	88.2	49.423	99.3	16.641			1:33.665	
5	26.395	93.0	49.485	99.9	17.523	89.7		1:33.403		14	26.477	86.2	48.902	99.5	16.211			1:31.590	
6	26.224	96.0	47.333	99.3	16.053			1:29.610		15	26.537	91.6	48.331	100.3	16.355	92.1		1:31.223	
7	25.797	95.9	47.937	100.9	16.815			1:30.549		16	26.868	90.1	48.089	100.3	16.281	90.1		1:31.238	
8	25.749	92.5	47.745	98.3	15.926			1:29.420		17	26.129	95.8	48.111	101.3	16.344	91.6		1:30.584	
9	25.718	95.1	48.025	98.4	16.047			1:29.790		18	26.591	91.5	48.837	100.6	16.974	89.1		1:32.402	

21 Steve Maxted (B)										Austin Mini Cooper S									
lap	Sect-1	Speed	Sect-2	Speed	Sect-3	Speed	TopSpeed	laptime	pit	lap	Sect-1	Speed	Sect-2	Speed	Sect-3	Speed	Topspeed	laptime	pit
1	26.422	93.0	49.600		16.001			1:32.023		9	25.656	99.4	46.837		15.734	91.7		1:28.227	
2	26.542	99.0	48.249		16.015			1:30.806		10	25.411	101.3	46.626		15.632			1:27.669	
3	25.937	92.9	48.936		16.329	90.5		1:31.202		11	25.152	104.6	46.513		15.639	93.3		1:27.304	
4	26.119	97.8	47.991		15.995			1:30.105		12	25.889	92.0	47.692		15.803			1:29.384	
5	25.868	95.6	48.518		16.068	91.9		1:30.454		13	25.173	104.3	46.291		16.040	93.9		1:27.504	
6	25.804	98.0	47.464		15.817			1:29.085		14	25.409	96.3	47.885		15.991			1:29.285	
7	25.520	101.8	48.059		In			1:34.993	P	15	24.881	106.1	46.209		15.698			1:26.788	
8		88.1	49.827		16.915			4:44.639	P	16									

25 Sime-Sime (B)										Morris Mini Cooper S									
lap	Sect-1	Speed	Sect-2	Speed	Sect-3	Speed	TopSpeed	laptime	pit	lap	Sect-1	Speed	Sect-2	Speed	Sect-3	Speed	Topspeed	laptime	pit
1	26.137	98.8	47.944	100.8	16.000			1:30.081		10	Out	87.5	48.855	95.8	16.479			3:21.806	P
2	25.639	104.6	46.984	102.8	16.224			1:28.847		11	26.154	94.1	49.169	101.6	17.141			1:32.464	
3	25.569	103.7	46.391	101.1	15.662	91.4		1:27.622		12	27.717	93.3	47.462	103.9	16.243			1:31.422	
4	25.504	103.3	46.677	100.9	15.633	92.0		1:27.814		13	26.392	98.6	48.467	100.2	16.479	91.6		1:31.338	
5	25.356	103.8	46.529	101.7	15.900	92.1		1:27.785		14	26.056	98.0	48.044	103.3	16.674			1:30.774	
6	25.307	104.1	46.430	101.1	15.860	92.0		1:27.597		15	27.228	98.0	49.248	93.8	16.542	91.9		1:33.018	
7	25.558	105.1	46.354	100.8	16.014			1:27.926		16	25.671	100.4	46.880	102.0	16.290	92.9		1:28.841	
8	25.361	103.5	47.041	102.5	16.436	91.0		1:28.838		17	26.553	81.1	49.482	101.6	15.907	91.1		1:31.942	
9	25.318	102.9	46.754	99.6	In			1:35.764	P	18	25.719	101.5	47.324	101.3	17.934			1:30.977	

35 Ekorness-Ekorness (B)										Morris Mini Cooper S									
lap	Sect-1	Speed	Sect-2	Speed	Sect-3	Speed	TopSpeed	laptime	pit	lap	Sect-1	Speed	Sect-2	Speed	Sect-3	Speed	Topspeed	laptime	pit
1								1:30.836		7								1:28.554	
2								1:33.872		8								1:32.038	
3								8:06.724		9								1:28.729	
4			In		In			3:07.181	P	10								1:28.013	
5								1:28.668		11								1:29.700	
6								1:30.694		12								1:45.915	

42 Curley-Kelly (B)										Austin Mini MK1 Cooper S									
lap	Sect-1	Speed	Sect-2	Speed	Sect-3	Speed	TopSpeed	laptime	pit	lap	Sect-1	Speed	Sect-2	Speed	Sect-3	Speed	Topspeed	laptime	pit
1	26.287	92.6	48.421	103.4	16.008			1:30.716		10	25.208	103.5	45.626	103.0	15.595	91.9		1:26.429	
2	25.319	99.6	46.644	103.7	15.394	92.7		1:27.357		11	25.084	105.9	45.562	103.0	15.237	93.6		1:25.883	
3	25.242	101.6	46.566	103.6	15.913	93.6		1:27.721		12	24.991	106.4	45.597	103.1	15.318	94.2		1:25.906	
4	26.527	83.2	1:01.287	67.5	16.930			1:44.744		13	28.548	78.6	50.699	86.7	17.470			1:36.717	
5	25.739	80.2	53.931	96.2	15.721	92.5		1:35.391		14	25.056	107.1	45.826	102.5	15.359	93.4		1:26.241	
6	25.029	102.1	46.219	104.2	15.551			1:26.799		15	25.101	105.4	45.442	103.4	15.517			1:26.060	
7	25.435	91.0	47.740	102.0				1:35.579		16	25.001	106.4	45.661	102.8	15.292	93.5		1:25.954	
8	Out	85.4	48.255	102.8	17.532	86.9		3:58.765	P	17	24.916	106.9	45.517	101.9	15.230	93.4		1:25.663	
9	25.561	100.2	46.137	102.5	15.725			1:27.423		18	25.097	104.9	45.682	102.6	15.311	94.2		1:26.090	



Session Start: 10:22:19 - Finish: 10:52:24

Weather/Track Conditions: Cloud/Dry

Circuit: Donington Park National

Track Length: 3.185 Km - 1.9791 miles

Donington Historic Festival - 28 - 30 Apr 2017

U2TC Trophy for pre-66 under 2-litre Touring Cars

Qualifying for Race 4 - Sector Analysis

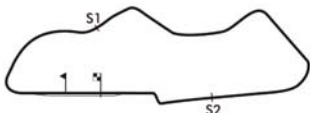
43 Middlehurst-Middlehurst (B)										Morris Mini Cooper S										
lap	Sect-1	Speed	Sect-2	Speed	Sect-3	Speed	TopSpeed	laptime	pit	lap	Sect-1	Speed	Sect-2	Speed	Sect-3	Speed	Topspeed	laptime	pit	
1	26.445	92.1	47.697	100.9	15.737	90.3		1:29.879		9	25.343	104.1	45.703	102.5	15.673	89.8			1:26.719	
2	25.654	99.4	46.610	102.2	15.494	91.4		1:27.758		10	25.286	104.5	45.351	103.6	15.324				1:25.961	
3	25.348	104.6	46.253	102.5	15.449			1:27.050		11	25.171	106.1	48.627	103.9	15.713				1:29.511	
4	25.443	104.3	46.565	101.1	15.493			1:27.501		12	25.065	105.8	45.514	103.3	15.427	92.4			1:26.006	
5	25.531	104.3	46.220	102.2				1:24.635		13	3:19.144	91.9	50.375	89.8	17.311				4:26.830	P
6		104.3	46.062	102.2	15.512	92.0		1:29.498	P	14	25.463	96.5	56.210	99.0	15.872				1:37.545	
7	3:13.772	100.0	48.214	90.7	16.077			4:18.063	P	15	25.106	93.2	47.288	103.0	16.086				1:28.480	
8	25.157	104.5	45.870	101.9	15.462	92.7		1:26.489		16										

48 James-Stretton (D)										BMW 1800 Ti										
lap	Sect-1	Speed	Sect-2	Speed	Sect-3	Speed	TopSpeed	laptime	pit	lap	Sect-1	Speed	Sect-2	Speed	Sect-3	Speed	Topspeed	laptime	pit	
1	27.030	94.7	49.460	103.7	16.593	92.7		1:33.083		10	28.351	86.6	51.420	103.4	17.755	86.8			1:37.526	
2	27.727	91.0	49.064	103.9	16.133	94.2		1:32.924		11	27.102	91.0	50.541	104.2	17.476	87.2			1:35.119	
3	26.066	96.0	48.646	105.4	16.622	87.6		1:31.334		12	27.652	88.5	50.578	102.6	17.778				1:36.008	
4	26.914	91.0	51.289	104.6	15.998	94.3		1:34.201		13	28.447	84.2	52.140	102.0	19.145				1:39.732	
5	26.191	99.0	49.283	104.2	16.259			1:31.733		14	27.332	90.7	50.313	102.8	17.434	87.4			1:35.079	
6	25.881	98.7	48.933	103.3	16.328	93.8		1:31.142		15	27.121	93.0	49.087	103.6	17.360				1:33.568	
7	26.548	95.2	48.381	102.6	In			1:36.863	P	16	27.857	85.9	50.216	105.0	17.107	87.8			1:35.180	
8		68.6	56.903	95.0	18.857			4:08.298	P	17	26.709	92.8	48.599	104.7	16.690	93.6			1:31.998	
9	28.651	83.3	51.943	102.6	18.088			1:38.682		18										

51 Perfetti-Rovelli (C)										Ford Lotus Cortina										
lap	Sect-1	Speed	Sect-2	Speed	Sect-3	Speed	TopSpeed	laptime	pit	lap	Sect-1	Speed	Sect-2	Speed	Sect-3	Speed	Topspeed	laptime	pit	
1	25.022	94.8	46.342	110.7	15.547	98.4		1:26.911		11	24.761	99.0	45.055	110.9	27.600				1:37.416	
2	24.507	100.2	45.160	110.7	17.560	87.6		1:27.227		12	25.177	98.0	46.571	111.3	15.840				1:27.588	
3	25.434	96.3	45.258	110.2	15.185			1:25.877		13	25.711	98.3	44.930	108.1	15.501	99.6			1:26.142	
4	24.021	101.2	45.067	110.9	15.241	97.6		1:24.329		14	25.570	90.5	45.346	110.4	15.409				1:26.325	
5	25.125	79.0	48.725	110.9	15.863	99.5		1:29.713		15	24.285	101.2	44.967	110.0	15.550				1:24.802	
6	24.656	93.4	46.534	98.4	In			1:32.595	P	16	26.613	91.6	46.586	106.7	15.489	99.2			1:28.688	
7	Out	87.1	48.456	108.1	15.912			3:12.545	P	17	25.484	95.0	45.165	112.0	15.562				1:26.211	
8	24.967	96.2	45.774	110.4	15.427			1:26.168		18	25.932	97.6	45.987	110.2	15.460				1:27.379	
9	24.444	99.1	45.511	109.3	15.547			1:25.502		19	24.437	102.0	45.839	109.5	15.151	99.8			1:25.427	
10	24.606	97.7	46.720	110.0	15.190	98.3		1:26.516		20										

52 Dutton-Brown (C)										Ford Lotus Cortina										
lap	Sect-1	Speed	Sect-2	Speed	Sect-3	Speed	TopSpeed	laptime	pit	lap	Sect-1	Speed	Sect-2	Speed	Sect-3	Speed	Topspeed	laptime	pit	
1	24.848	101.5	46.543	112.4	15.199			1:26.590		11	24.020	109.2	44.477	113.7	15.653	98.7			1:24.150	
2	24.113	108.6	44.925	111.7	15.343	97.7		1:24.381		12	24.025	110.4	44.969	112.8	15.203				1:24.197	
3	24.148	107.4	44.989	112.2	15.306			1:24.443		13	24.232	110.0	44.556	114.1	15.459				1:24.247	
4	24.370	105.3	44.876	112.8	15.144	98.2		1:24.390		14	24.486	112.6	44.913	111.5	15.635	101.1			1:25.034	
5	25.966	75.8	48.537	111.5	In			1:39.117	P	15	23.779	112.8	44.813	111.7	15.142	100.9			1:23.734	
6	Out	77.2	49.151	76.5	17.152			3:15.489	P	16	24.196	113.0	44.518	112.4	15.073				1:23.787	
7	24.323	103.7	45.004	107.9	17.019	100.5		1:26.346		17	23.809	110.0	44.567	112.0	15.382	100.5			1:23.758	
8	24.391	106.9	45.214	111.3	15.354	99.3		1:24.959		18	23.817	115.3	45.981	111.1	15.253	100.0			1:25.051	
9	24.258	115.1	45.363	112.4	15.968	100.5		1:25.589		19	23.875	115.1	44.753	111.5	15.409				1:24.037	
10	24.131	95.9	45.257	111.8	15.380	100.5		1:24.768		20										

54 Halusa-Halusa (C)										Alfa Romeo Giulia Sprint GTA										
lap	Sect-1	Speed	Sect-2	Speed	Sect-3	Speed	TopSpeed	laptime	pit	lap	Sect-1	Speed	Sect-2	Speed	Sect-3	Speed	Topspeed	laptime	pit	
1	35.397	72.5	1:00.276	86.8	20.486	74.5		1:56.159		10	26.492	97.3	50.192	101.9	16.970	91.5			1:33.654	
2	31.226	85.5	55.441	89.8	19.181	80.4		1:45.848		11	25.817	96.2	49.480	103.4	17.402	91.7			1:32.699	
3	29.934	84.2	54.170	92.0	18.927			1:43.031		12	25.483	98.6	47.500	104.9	15.782	95.4			1:28.765	
4	29.504	81.9	54.512	93.8	18.274			1:42.290		13	25.611	97.6	47.724	104.4	16.476				1:29.811	
5	28.689	83.3	54.124	87.2	18.530			1:41.343		14	25.734	99.7	48.535	97.7	17.215	89.8			1:31.484	
6	28.640	84.2	53.851	92.0	In			1:46.174	P	15	25.697	99.7	47.878	101.7	16.102				1:29.677	
7	Out	79.9	54.770	97.3	17.867	86.5		3:12.964	P	16	25.229	103.7	47.305	100.8	15.973				1:28.507	
8	27.597	94.6	52.107	101.7	17.092			1:36.796		17	25.285	103.0	46.673	105.4	15.838	94.3			1:27.796	
9	26.705	94.8	49.363	100.8	16.815			1:32.883		18										



Session Start: 10:22:19 - Finish: 10:52:24

Weather/Track Conditions: Cloud/Dry

Circuit: Donington Park National

Track Length: 3.185 Km - 1.9791 miles

Donington Historic Festival - 28 - 30 Apr 2017

U2TC Trophy for pre-66 under 2-litre Touring Cars

Qualifying for Race 4 - Sector Analysis

66 Viggo Lund (C)										Ford Lotus Cortina									
lap	Sect-1	Speed	Sect-2	Speed	Sect-3	Speed	TopSpeed	laptime	pit	lap	Sect-1	Speed	Sect-2	Speed	Sect-3	Speed	Topspeed	laptime	pit
1	27.206	95.8	47.649	101.9	16.160			1:31.015		11	27.375	93.3	49.213	98.0	In			1:39.298	P
2	25.103	106.9	45.462	107.7	15.656	95.4		1:26.221		12	Out	101.3	48.270	105.4	15.761			3:02.191	P
3	25.167	93.5	46.118	106.5	15.328			1:26.613		13	25.080	104.0	47.956	106.4	16.514			1:29.550	
4	24.913	101.8	46.766	107.2	15.965			1:27.644		14	25.383	104.3	46.188	106.4	15.458			1:27.029	
5	25.206	104.6	46.629	107.7				1:19.540		15	25.105	106.6	46.849	106.2	15.647	97.2		1:27.601	
6	97.6		46.979	106.5	15.801			1:36.128	P	16	25.220	106.8	45.969	106.5	15.670	94.6		1:26.859	
7	25.548	93.9	51.886	69.7	18.905			1:36.339		17	25.055	102.4	46.598	107.0	15.466	95.9		1:27.119	
8	25.476	99.7	47.217	105.7	15.520	96.2		1:28.213		18	25.085	105.1	46.218	106.9	15.700			1:27.003	
9	25.110	105.3	46.610	107.2	15.740	96.7		1:27.460		19	25.028	104.8	47.161	106.4	15.482	96.7		1:27.671	
10	25.238	97.6	46.764	106.7	15.748	96.3		1:27.750		20									

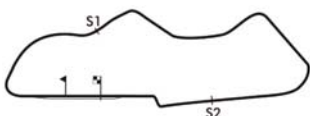
68 Daniel Mursall (D)										BMW 1800 Ti									
lap	Sect-1	Speed	Sect-2	Speed	Sect-3	Speed	TopSpeed	laptime	pit	lap	Sect-1	Speed	Sect-2	Speed	Sect-3	Speed	Topspeed	laptime	pit
1	27.483	92.4	52.354	97.7	16.485			1:36.322		10	25.432	105.6	47.616	103.0	15.749	92.0		1:28.797	
2	27.041	95.4	49.176	99.8	17.623			1:33.840		11	25.798	106.4	49.434	102.0	16.090			1:31.322	
3	26.995	86.1	49.896	101.6	In			1:41.235	P	12	29.024	98.0	47.760	103.3	16.064			1:32.848	
4	92.5		50.767	86.4	17.869	91.7		3:07.783	P	13	25.368	104.3	47.171	104.9	16.582			1:29.121	
5	25.950	100.6	47.595	104.2	16.139	91.6		1:29.684		14	25.296	100.9	47.115	102.6	15.686	92.7		1:28.097	
6	26.109	96.6	48.267	101.9	16.038			1:30.414		15	25.462	108.1	46.951	103.6	15.692	92.2		1:28.105	
7	25.595	102.9	47.575	101.7	16.104			1:29.274		16	25.981	105.1	46.690	103.7	15.632	92.1		1:28.303	
8	25.563	101.0	47.665	104.1	15.965			1:29.193		17	25.367	102.7	47.812	102.8	15.910			1:29.089	
9	25.941	93.4	49.546	103.4	16.199			1:31.686		18	25.366	104.5	46.334	104.6	15.851	91.4		1:27.551	

79 Mark Jones (C)										Ford Lotus Cortina MK1									
lap	Sect-1	Speed	Sect-2	Speed	Sect-3	Speed	TopSpeed	laptime	pit	lap	Sect-1	Speed	Sect-2	Speed	Sect-3	Speed	Topspeed	laptime	pit
1	25.330	97.0	48.169	103.0	15.783	96.5		1:29.282		10	26.990	83.5	50.438	91.1	16.084			1:33.512	
2	24.908	99.7	45.939	110.2	15.475			1:26.322		11	24.985	95.4	48.000	107.6	15.443	96.5		1:28.428	
3	25.052	96.5	47.875	108.4	16.030			1:28.957		12	24.675	100.0	46.614	103.9	15.716	95.0		1:27.005	
4	25.482	89.2	47.075	74.8	17.877	96.5		1:30.434		13	25.343	90.9	45.626	109.7	15.310	96.7		1:26.279	
5	25.538	89.6	47.245	81.6	16.091			1:28.874		14	24.939	97.1	45.225	109.3	15.504			1:25.668	
6	25.102	97.8	45.119	109.5	15.725	95.2		1:25.946		15	24.767	102.0	44.862	109.8	15.282	97.2		1:24.911	
7	24.929	95.4	45.108	108.8	15.814			1:25.851		16	24.546	98.8	44.727	109.5	15.290			1:24.563	
8	26.033	89.2	46.575	98.2	In			1:37.215	P	17	25.572	82.3	49.776	107.9	15.874			1:31.222	
9	Out	89.1	50.331	94.4	17.105	92.6		3:28.545	P	18	24.876	98.4	46.822	106.4	15.825	89.7		1:27.523	

81 Goff-Goff (D)										BMW 1800 TI									
lap	Sect-1	Speed	Sect-2	Speed	Sect-3	Speed	TopSpeed	laptime	pit	lap	Sect-1	Speed	Sect-2	Speed	Sect-3	Speed	Topspeed	laptime	pit
1	27.826	83.3	49.627	102.2	16.348	90.9		1:33.801		9	24.920	108.3	46.030	105.2	15.601			1:26.551	
2	26.815	93.9	48.227	102.6	16.271			1:31.313		10	24.875	108.3	46.212	104.7	In			1:32.413	P
3	26.794	93.9	48.102	102.5	In			1:36.596	P	11	Out	104.6	50.132	101.1	16.125	94.3		5:38.391	P
4	Out	94.4	48.220	104.2	15.854	92.6		3:07.271	P	12	24.948	107.4	45.834	103.7	15.326	94.0		1:26.108	
5	25.585	105.6	46.600	104.1	15.667	92.4		1:27.852		13	24.826	108.1	45.795	103.9	15.513			1:26.134	
6	25.193	106.6	47.545	103.1	15.934			1:28.672		14	24.896	107.8	45.978	104.4	15.718			1:26.592	
7	25.076	108.5	45.961	104.1	15.890			1:26.927		15	25.547	100.0	49.907	104.1	In			1:38.481	P
8	24.979	108.5	46.347	104.7	15.906			1:27.232		16									

84 Steve Jones (B)										Morris Mini Cooper S									
lap	Sect-1	Speed	Sect-2	Speed	Sect-3	Speed	TopSpeed	laptime	pit	lap	Sect-1	Speed	Sect-2	Speed	Sect-3	Speed	Topspeed	laptime	pit
1	Out	78.9	56.730	97.0	18.101			1:41.276		3	28.620	80.7	50.170	98.3	17.114	85.4		1:35.904	
2	30.302	78.1	57.942	88.1	18.265	83.6		1:46.509		4	26.868	87.4	49.926	78.2	In			1:43.082	P

87 Lewis-Swift (B)										Morris Mini Cooper S									
lap	Sect-1	Speed	Sect-2	Speed	Sect-3	Speed	TopSpeed	laptime	pit	lap	Sect-1	Speed	Sect-2	Speed	Sect-3	Speed	Topspeed	laptime	pit
1	25.641	93.3	46.363	105.4	16.093	94.6		1:28.097		6	24.951	105.8	45.956	102.3	15.890			1:26.797	
2	26.388	93.4	46.340	103.6	15.087	93.8		1:27.815		7	25.044	108.3	45.562	104.1	16.264	89.5		1:26.870	
3	25.122	102.0	45.660	104.4	15.075			1:25.857		8	25.432	104.3	45.820	104.6	16.636			1:27.888	
4	25.082	100.0	45.572	104.6	15.326	93.0		1:25.980		9	25.030	106.3	45.156	103.1	15.666			1:25.852	
5	5:03.458	79.7	48.258	101.4	16.195			6:07.911	P	10									



Session Start: 10:22:19 - Finish: 10:52:24

Weather/Track Conditions: Cloud/Dry

Circuit: Donington Park National

Track Length: 3.185 Km - 1.9791 miles

Donington Historic Festival - 28 - 30 Apr 2017

U2TC Trophy for pre-66 under 2-litre Touring Cars

Qualifying for Race 4 - Sector Analysis

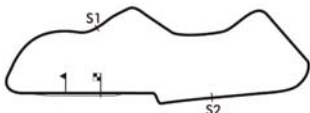
89 Banks-Banks (C)									Alfa Romeo Giulia Sprint GTA										
lap	Sect-1	Speed	Sect-2	Speed	Sect-3	Speed	TopSpeed	laptime	pit	lap	Sect-1	Speed	Sect-2	Speed	Sect-3	Speed	Topspeed	laptime	pit
1	24.149	109.3	44.679	108.6	14.752			1:23.580		11	24.869	96.3	51.576	105.2	In			1:36.449	P
2	24.253	105.8	44.624	108.8	14.635	97.7		1:23.512		12	Out	100.9	44.785	109.1	15.073	98.6		2:17.052	P
3	24.115	98.3	44.893	109.8	14.791	96.7		1:23.799		13	24.025	107.6	45.103	110.4	15.221	98.2		1:24.349	
4	24.158	107.8	44.297	110.4	15.237	96.3		1:23.692		14	24.235	107.9	44.893	97.4	16.006			1:25.134	
5	24.177	103.8	44.569	108.3	14.654	97.2		1:23.400		15	24.777	97.3	45.187	108.8	14.833			1:24.797	
6	24.290	98.4	45.459	107.6	15.125	98.4		1:24.874		16	24.225	104.9	44.597	109.5	16.291			1:25.113	
7	24.776	87.5	48.266	85.9	15.786			1:28.828		17	25.021	105.3	44.872	108.3	15.180	98.2		1:25.073	
8	23.798	109.3	44.946	107.2	14.797	98.7		1:23.541		18	24.398	107.3	44.332	108.3	14.955	98.6		1:23.685	
9	24.543	98.1	45.869	108.6	14.884	97.2		1:25.296		19	24.338	106.6	44.157	109.0	14.699	98.6		1:23.194	
10	23.868	110.0	43.990	109.5	14.510	98.9		1:22.368		20	25.726	94.6	47.590	88.2	In			1:38.070	P

91 Martin Strommen (C)									Ford Lotus Cortina										
lap	Sect-1	Speed	Sect-2	Speed	Sect-3	Speed	TopSpeed	laptime	pit	lap	Sect-1	Speed	Sect-2	Speed	Sect-3	Speed	Topspeed	laptime	pit
1	25.358	100.9	46.257	111.5	15.638	98.6		1:27.253		10	24.791	105.3	45.868	110.9	15.434			1:26.093	
2	24.918	103.5	46.109	110.7	15.840	98.7		1:26.867		11	24.737	103.5	45.628	110.9	15.567	98.7		1:25.932	
3	25.197	106.1	45.482	111.7	15.932	97.6		1:26.611		12	24.521	108.5	45.425	111.1	15.612			1:25.558	
4	25.019	104.5	45.200	111.3	15.769	96.7		1:25.988		13	24.911	106.4	45.521	110.6	15.368	98.9		1:25.800	
5	3:01.573	95.9	47.031	109.3	15.689	97.7		4:04.293	P	14	24.797	103.0	45.582	110.0	15.909			1:26.288	
6	24.996	98.4	47.318	108.8	15.640	98.3		1:27.954		15	25.571	101.6	45.809	110.6	15.552			1:26.932	
7	24.677	106.3	45.400	110.4	15.424	98.7		1:25.501		16	24.581	107.9	45.241	110.9	15.341			1:25.163	
8	24.978	97.0	45.824	110.0	15.706	98.4		1:26.508		17	25.185	99.9	45.890	109.7	15.461			1:26.536	
9	25.027	107.4	1:08.017	108.6	15.722			1:48.766		18	24.849	98.7	45.767	110.4	15.504			1:26.120	

98 Pattle-Pattle (C)									Ford Lotus Cortina										
lap	Sect-1	Speed	Sect-2	Speed	Sect-3	Speed	TopSpeed	laptime	pit	lap	Sect-1	Speed	Sect-2	Speed	Sect-3	Speed	Topspeed	laptime	pit
1	24.977	102.6	45.674	109.8	15.332	96.6		1:25.983		10	24.576	101.3	49.276	97.2	In			1:33.903	P
2	24.724	105.3	45.686	110.9	15.282	97.3		1:25.692		11		96.2	46.834	107.0	16.072	95.6		3:32.689	P
3	24.500	107.1	45.510	110.2	15.319	97.2		1:25.329		12	24.722	101.3	46.093	110.2	15.313			1:26.128	
4	24.560	100.6	45.583	110.4	In			1:30.060	P	13	24.517	100.7	46.878	109.5	15.390			1:26.785	
5		80.5	47.624	109.7	15.645	94.0		2:35.403	P	14	24.640	101.3	45.348	109.3	15.334	97.3		1:25.322	
6	25.395	93.2	49.538	92.5	15.985			1:30.918		15	27.314	68.1	47.921	109.1	15.448			1:30.683	
7	26.004	81.5	49.313	97.7	16.034			1:31.351		16	25.188	97.3	45.891	109.8	15.645			1:26.724	
8	24.863	95.5	45.520	109.8	15.316	97.4		1:25.699		17	25.571	83.6	48.103	109.3	15.236			1:28.910	
9	24.734	103.5	45.490	109.3	15.433			1:25.657		18	24.836	100.4	47.222	110.6	17.344			1:29.402	

100 Shaw-Hyett (D)									BMW 1800 TiSA										
lap	Sect-1	Speed	Sect-2	Speed	Sect-3	Speed	TopSpeed	laptime	pit	lap	Sect-1	Speed	Sect-2	Speed	Sect-3	Speed	Topspeed	laptime	pit
1	26.142	100.0	46.907	105.5	16.179			1:29.228		9	24.513	109.7	45.383	106.9	15.233	96.9		1:25.129	
2	25.567	100.4	46.277	107.2	15.796			1:27.640		10	24.836	110.8	44.737	108.1	15.274			1:24.847	
3	25.582	102.7	46.925	105.7	In			1:37.668	P	11	24.651	102.4	46.112	108.8	15.122			1:25.885	
4		102.6	46.279	105.7	16.419	93.3		2:37.446	P	12	24.379	106.3	45.691	107.6	15.376			1:25.446	
5	25.446	103.5	46.544	105.4	15.922			1:27.912		13	24.518	110.2	44.922	107.2	15.418			1:24.858	
6	25.360	100.6	46.520	104.1	In			1:34.052	P	14	24.570	105.9	46.576	106.4	15.387			1:26.533	
7		106.3	45.579	105.4	15.564			2:50.718	P	15	24.496	109.9	45.098	106.5	15.472			1:25.066	
8	24.443	108.3	45.766	105.7	15.378	96.6		1:25.587		16	27.511	79.8	57.911	78.2	In			1:49.523	P

116 Peter Mursall (D)									BMW 1800 Ti										
lap	Sect-1	Speed	Sect-2	Speed	Sect-3	Speed	TopSpeed	laptime	pit	lap	Sect-1	Speed	Sect-2	Speed	Sect-3	Speed	Topspeed	laptime	pit
1	27.202	97.7	48.851	104.4	16.634			1:32.687		10	25.614	105.8	49.120	103.7	15.971			1:30.705	
2	27.093	94.1	49.034	104.6	16.650			1:32.777		11	25.963	101.5	47.549	103.7	15.705	91.9		1:29.217	
3	25.727	96.0	50.266	88.8	17.142	91.5		1:33.135		12	25.471	105.9	48.310	102.8	In			1:34.944	P
4	25.710	97.0	53.298	83.5	17.814	90.4		1:36.822		13	Out	79.3	1:01.568	98.0	17.064			4:40.319	P
5	26.311	90.7	51.107	96.5	17.019			1:34.437		14	25.807	100.3	50.290	101.4	17.055	88.6		1:33.152	
6	26.132	95.8	49.886	100.9	16.133			1:32.151		15	25.715	102.9	48.187	102.5	16.071			1:29.973	
7	25.594	102.1	48.372	103.4	16.112			1:30.078		16	25.540	104.5	47.679	101.7	15.944	91.7		1:29.163	
8	25.691	100.9	48.381	103.3	15.879			1:29.951		17	25.489	102.7	47.784	103.3	15.980	92.1		1:29.253	
9	25.395	101.5	48.479	102.3	16.125			1:29.999		18									



Session Start: 10:22:19 - Finish: 10:52:24

Weather/Track Conditions: Cloud/Dry

Circuit: Donington Park National

Track Length: 3.185 Km - 1.9791 miles

Donington Historic Festival - 28 - 30 Apr 2017

U2TC Trophy for pre-66 under 2-litre Touring Cars

Qualifying for Race 4 - Sector Analysis

142 John Spiers (C)									Ford Lotus Cortina											
lap	Sect-1	Speed	Sect-2	Speed	Sect-3	Speed	TopSpeed	laptime	pit	lap	Sect-1	Speed	Sect-2	Speed	Sect-3	Speed	Topspeed	laptime	pit	
1	25.486	104.3	47.731	108.1	15.635			1:28.852		7	24.750	103.0	49.270	80.1	18.843				1:32.863	
2	24.771	103.8	45.852	107.2	15.628			1:26.251		8	24.774	104.1	45.712	107.2	16.160				1:26.646	
3	25.298	102.4	45.915	106.9	15.577			1:26.790		9	24.870	100.3	46.453	108.1	15.346	96.6			1:26.669	
4	24.574	102.6	45.709	106.5	15.566	95.0		1:25.849		10	24.466	104.6	45.402	108.1	15.320	97.3			1:25.188	
5	25.394	90.2	49.400	92.2	In			1:37.259	P	11	27.130	89.6	48.352	100.9	In				1:37.433	P
6	Out	80.9	52.264	105.2	16.659			7:29.487	P	12										

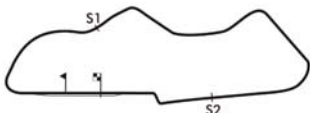
155 Raymond Low (B)									Austin Mini Cooper S											
lap	Sect-1	Speed	Sect-2	Speed	Sect-3	Speed	TopSpeed	laptime	pit	lap	Sect-1	Speed	Sect-2	Speed	Sect-3	Speed	Topspeed	laptime	pit	
1	30.354	71.1	56.014	94.7	17.474	84.2		1:43.842		10	28.104	89.7	50.032	99.3	16.808				1:34.944	
2	28.355	84.0	53.466	97.4	17.552			1:39.373		11	26.812	93.7	51.175	100.9	17.124	87.0			1:35.111	
3	28.579	70.1	53.830	96.9	17.702			1:40.111		12	27.025	92.0	50.009	98.9	16.746	88.6			1:33.780	
4	29.280	70.7	53.521	98.6	18.829	84.0		1:41.630		13	27.648	77.0	50.877	99.0	16.836				1:35.361	
5	29.752	77.0	52.537	98.0	17.292			1:39.581		14	27.934	92.6	50.617	98.7	16.925				1:35.476	
6	28.944	77.4	52.051	93.5	18.196			1:39.191		15	27.021	89.4	50.101	98.7	17.369	86.1			1:34.491	
7	27.654	80.1	51.480	95.8	17.296			1:36.430		16	27.363	93.2	50.044	99.5	16.628				1:34.035	
8	27.291	86.4	50.836	99.2	48.828	78.7		2:06.955		17	26.676	90.4	50.171	98.6	17.163				1:34.010	
9	29.880	82.3	52.946	98.7	17.586			1:40.412		18	26.972	92.0	50.283	98.6	16.772	87.7			1:34.027	

161 Letts-Letts (C)									Ford Lotus Cortina											
lap	Sect-1	Speed	Sect-2	Speed	Sect-3	Speed	TopSpeed	laptime	pit	lap	Sect-1	Speed	Sect-2	Speed	Sect-3	Speed	Topspeed	laptime	pit	
1	25.776	95.8	47.304	109.8	15.520			1:28.600		9	24.762	104.1	43.884	112.0	15.250	98.9			1:23.896	
2	25.049	105.8	45.696	111.1	15.388	96.7		1:26.133		10	24.213	104.5	44.784	110.6	14.996				1:23.993	
3	24.855	105.9	45.594	111.3	15.443			1:25.892		11	24.329	104.9	44.971	109.7	15.222	98.7			1:24.522	
4	25.136	100.3	45.779	110.6	15.450	97.0		1:26.365		12	24.253	102.1	45.668	111.8	15.261	99.8			1:25.182	
5	24.962	101.6	45.681	111.5	15.706	96.6		1:26.349		13	24.148	104.1	44.423	110.7	15.211	99.3			1:23.782	
6	24.984	103.7	45.836	110.2	In			1:31.577	P	14	28.940	84.9	54.391	86.3	In				1:48.929	P
7	Out	92.4	45.351	111.5	15.486	99.0		2:38.307	P	15	Out	89.8	46.833	107.0	15.646				5:11.887	P
8	24.444	102.1	44.192	112.8	15.594	98.7		1:24.230		16	24.059	103.5	54.825	49.3	In				1:47.164	P

170 Marcus Jewell (C)									Ford Consul Cortina											
lap	Sect-1	Speed	Sect-2	Speed	Sect-3	Speed	TopSpeed	laptime	pit	lap	Sect-1	Speed	Sect-2	Speed	Sect-3	Speed	Topspeed	laptime	pit	
1	27.109	91.3	49.315	103.4	16.788	92.5		1:33.212		6	25.967	91.0	47.082	103.3	16.523	93.4			1:29.572	
2	26.792	93.9	47.381	105.0	16.630			1:30.803		7	25.574	92.3	46.781	103.9	16.469	92.6			1:28.824	
3	25.949	88.9	48.181	103.9	16.141	92.1		1:30.271		8	25.578	91.2	47.876	103.6	In				1:34.885	P
4	25.978	93.3	46.847	104.7	17.226			1:30.051		9	Out	95.2	47.740	82.2	In				2:48.567	P
5	25.863	96.0	47.061	104.2	16.038			1:28.962		10	Out	80.3	1:03.937	63.8	In				4:07.524	P

195 Smail-Mann (C)									Ford Lotus Cortina											
lap	Sect-1	Speed	Sect-2	Speed	Sect-3	Speed	TopSpeed	laptime	pit	lap	Sect-1	Speed	Sect-2	Speed	Sect-3	Speed	Topspeed	laptime	pit	
1	26.966	92.8	48.600	105.0	16.498			1:32.064		10	25.901	97.6	47.673	106.0	16.213				1:29.787	
2	26.119	94.6	47.600	105.9	16.063			1:29.782		11	25.908	95.6	48.144	106.9	16.767	90.3			1:30.819	
3	25.699	95.6	47.232	106.7	16.169			1:29.100		12	26.292	95.2	47.812	104.9	16.887	90.5			1:30.991	
4	25.674	97.3	47.811	106.9	16.120	93.9		1:29.605		13	26.377	95.9	48.809	103.9	16.261				1:31.447	
5	25.920	94.6	47.296	106.5	15.941	93.5		1:29.157		14	25.990	98.8	48.165	104.6	17.127				1:31.282	
6	25.402	97.4	46.680	105.7	16.245	93.4		1:28.327		15	26.543	96.6	48.139	105.7	16.393	92.2			1:31.075	
7	25.442	98.8	47.642	100.2	In			1:33.802	P	16	25.716	99.9	47.214	106.4	16.196	94.3			1:29.126	
8	Out	87.2	52.211	104.2	16.710	91.9		3:24.210	P	17	25.631	97.7	48.575	105.2	16.167	93.6			1:30.373	
9	25.958	95.2	48.231	104.7	16.159			1:30.348		18	25.696	97.1	47.550	104.7	16.374				1:29.620	

888 Endaf Owens (B)									Morris Mini Cooper S											
lap	Sect-1	Speed	Sect-2	Speed	Sect-3	Speed	TopSpeed	laptime	pit	lap	Sect-1	Speed	Sect-2	Speed	Sect-3	Speed	Topspeed	laptime	pit	
1	26.538	93.2	47.850	102.6	16.243	93.0		1:30.631		8	24.960	107.4	46.578	101.1	15.630				1:27.168	
2	25.618	102.3	46.799	101.7	15.577	90.7		1:27.994		9	25.235	106.3	45.814	102.3	15.315				1:26.364	
3	25.458	105.4	46.377	102.0	15.496	91.6		1:27.331		10	25.064	102.1	47.559	102.6	15.458	92.4			1:28.081	
4	25.328	105.6	46.525	103.4	In			1:32.982	P	11	24.951	106.9	45.972	103.6	15.278	93.4			1:26.201	
5	Out	70.8	53.387	72.0	18.440			4:10.186	P	12	25.004	105.1	45.338	101.9	15.220	93.1			1:25.562	
6	26.167	93.9	55.734	69.6	18.771			1:40.672		13	24.965	103.7	46.755	93.8	In				1:34.413	P
7	27.181	98.0	53.305	90.5	16.284	92.7		1:36.770		14										



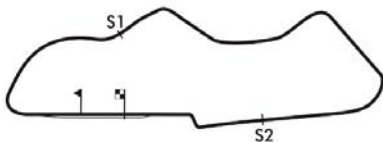
Session Start: 10:22:19 - Finish: 10:52:24
Weather/Track Conditions: Cloud/Dry
Circuit: Donington Park National
Track Length: 3.185 Km - 1.9791 miles

Donington Historic Festival - 28 - 30 Apr 2017

U2TC Trophy for pre-66 under 2-litre Touring Cars

Qualifying for Race 4 - Best Sector Times

	SECTOR 1			SECTOR 2			SECTOR 3			IDEAL / BEST LAP COMPARISON					
	NO	TIME	LAP	NO	TIME	LAP	NO	TIME	LAP	NO	NAME	BEST	IN	IDEAL	DIFF
1	52	23.779	15	161	43.884	9	89	14.510	10	89	Banks-Banks	1:22.368	10	1:22.298	+0.070
2	89	23.798	8	89	43.990	10	13	14.881	6	13	Andy Wolfe	1:23.326	7	1:23.266	+0.060
3	7	23.942	13	13	44.273	7	161	14.996	10	7	Steve Soper	1:23.678	13	1:23.678	+0.000
4	51	24.021	4	52	44.477	11	52	15.073	16	52	Dutton-Brown	1:23.734	15	1:23.329	+0.405
5	161	24.059	16	7	44.627	13	87	15.075	3	161	Letts-Letts	1:23.782	13	1:22.939	+0.843
6	13	24.112	7	79	44.727	16	16	15.108	11	51	Perfetti-Rovelli	1:24.329	4	1:24.102	+0.227
7	100	24.379	12	100	44.737	10	7	15.109	13	79	Mark Jones	1:24.563	16	1:24.555	+0.008
8	142	24.466	10	51	44.930	13	100	15.122	11	100	Shaw-Hyett	1:24.847	10	1:24.238	+0.609
9	98	24.500	3	16	45.099	16	51	15.151	19	16	David Tomlin	1:24.849	16	1:24.721	+0.128
10	16	24.514	16	87	45.156	9	888	15.220	12	91	Martin Strommen	1:25.163	16	1:25.062	+0.101
11	91	24.521	12	91	45.200	4	42	15.230	17	142	John Spiers	1:25.188	10	1:25.188	+0.000
12	79	24.546	16	888	45.338	12	98	15.236	17	98	Pattle-Pattle	1:25.322	14	1:25.084	+0.238
13	5	24.796	3	98	45.348	14	15	15.252	16	888	Endaf Owens	1:25.562	12	1:25.509	+0.053
14	81	24.826	13	43	45.351	10	79	15.282	15	15	Churchill-Baldwin	1:25.591	16	1:25.591	+0.000
15	15	24.829	16	142	45.402	10	5	15.303	12	42	Curley-Kelly	1:25.663	17	1:25.588	+0.075
16	21	24.881	15	42	45.442	15	142	15.320	10	87	Lewis-Swift	1:25.852	9	1:25.182	+0.670
17	66	24.913	4	66	45.462	2	43	15.324	10	43	Chris Middlehurst	1:25.961	10	1:25.723	+0.238
18	42	24.916	17	15	45.510	16	81	15.326	12	81	Goff-Goff	1:26.108	12	1:25.947	+0.161
19	87	24.951	6	5	45.659	4	66	15.328	3	66	Viggo Lund	1:26.221	2	1:25.703	+0.518
20	888	24.951	11	81	45.795	13	91	15.341	16	5	Pearson-Monteverdi	1:26.382	2	1:25.758	+0.624
21	43	25.048	13	21	46.209	15	21	15.632	10	21	Steve Maxted	1:26.788	15	1:26.722	+0.066
22	54	25.229	16	68	46.334	18	68	15.632	16	68	Daniel Mursall	1:27.551	18	1:27.262	+0.289
23	68	25.296	14	25	46.354	7	25	15.633	4	25	Sime-Sime	1:27.597	6	1:27.294	+0.303
24	25	25.307	6	54	46.673	17	116	15.705	11	54	Halusa-Halusa	1:27.796	17	1:27.684	+0.112
25	116	25.395	9	195	46.680	6	54	15.782	12	195	Smail-Mann	1:28.327	6	1:28.023	+0.304
26	195	25.402	6	170	46.781	7	20	15.926	8	170	Marcus Jewell	1:28.824	7	1:28.393	+0.431
27	170	25.574	7	20	47.333	6	195	15.941	5	116	Peter Mursall	1:29.163	16	1:28.649	+0.514
28	20	25.718	9	116	47.549	11	48	15.998	4	20	Hunt-Hunt	1:29.420	8	1:28.977	+0.443
29	48	25.881	6	48	48.381	7	170	16.038	5	48	James-Stretton	1:31.142	6	1:30.260	+0.882
30	155	26.676	17	84	49.926	4	155	16.628	16	155	Raymond Low	1:33.780	12	1:33.313	+0.467
31	84	26.868	4	155	50.009	12	84	17.114	3	84	Steve Jones	1:35.904	3	1:33.908	+1.996
32	19			19			19								
33	35			35			35								
34	104			104			104								
35	110			110			110								



Session Start: 10:22:19 - Finish: 10:52:24

Weather/Track Conditions: Cloud/Dry

Circuit: Donington Park National

Track Length: 3.185 Km - 1.9791 miles

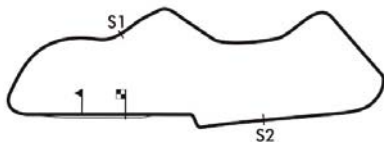


Donington Historic Festival - 28 - 30 Apr 2017

U2TC Trophy for pre-66 under 2-litre Touring Cars

Qualifying for Race 4 - Best Sector Speeds

	NO	SECTOR 1	MPH	NO	SECTOR 2	MPH	NO	SECTOR 3	MPH
1	52	Dutton-Brown	115.3	52	Dutton-Brown	114.1	52	Dutton-Brown	101.1
2	13	Andy Wolfe	111.7	7	Steve Soper	113.7	7	Steve Soper	100.8
3	100	Shaw-Hyett	110.8	161	Letts-Letts	112.8	51	Perfetti-Rovelli	100.2
4	89	Banks-Banks	110.0	51	Perfetti-Rovelli	112.0	13	Andy Wolfe	99.8
5	7	Steve Soper	109.2	91	Martin Strommen	111.7	161	Letts-Letts	99.8
6	81	Goff-Goff	108.5	13	Andy Wolfe	111.5	89	Banks-Banks	99.3
7	91	Martin Strommen	108.5	98	Pattle-Pattle	110.9	91	Martin Strommen	99.3
8	87	Lewis-Swift	108.3	89	Banks-Banks	110.4	16	David Tomlin	98.7
9	68	Daniel Mursall	108.1	79	Mark Jones	110.2	98	Pattle-Pattle	98.4
10	888	Endaf Owens	107.4	16	David Tomlin	109.7	100	Shaw-Hyett	97.4
11	42	Curley-Kelly	107.1	100	Shaw-Hyett	108.8	142	John Spiers	97.3
12	98	Pattle-Pattle	107.1	5	Pearson-Monteverde	108.6	5	Pearson-Monteverde	97.2
13	66	Viggo Lund	106.9	142	John Spiers	108.1	66	Viggo Lund	97.2
14	15	Churchill-Baldwin	106.4	66	Viggo Lund	107.7	79	Mark Jones	97.2
15	21	Steve Maxted	106.1	195	Smail-Mann	106.9	54	Halusa-Halusa	95.4
16	43	Middlehurst-Middlehurst	106.1	48	James-Stretton	105.4	87	Lewis-Swift	94.6
17	116	Peter Mursall	105.9	54	Halusa-Halusa	105.4	48	James-Stretton	94.3
18	161	Letts-Letts	105.9	87	Lewis-Swift	105.4	81	Goff-Goff	94.3
19	25	Sime-Sime	105.1	81	Goff-Goff	105.2	195	Smail-Mann	94.3
20	142	John Spiers	104.6	170	Marcus Jewell	105.0	15	Churchill-Baldwin	94.2
21	16	David Tomlin	104.1	68	Daniel Mursall	104.9	42	Curley-Kelly	94.2
22	54	Halusa-Halusa	103.7	43	Middlehurst-Middlehurst	104.6	21	Steve Maxted	93.9
23	5	Pearson-Monteverde	102.9	116	Peter Mursall	104.6	170	Marcus Jewell	93.4
24	51	Perfetti-Rovelli	102.0	42	Curley-Kelly	104.2	888	Endaf Owens	93.4
25	79	Mark Jones	102.0	25	Sime-Sime	103.9	68	Daniel Mursall	93.3
26	195	Smail-Mann	99.9	888	Endaf Owens	103.6	43	Middlehurst-Middlehurst	93.1
27	20	Hunt-Hunt	99.0	15	Churchill-Baldwin	103.0	25	Sime-Sime	92.9
28	48	James-Stretton	99.0	20	Hunt-Hunt	101.3	116	Peter Mursall	92.7
29	170	Marcus Jewell	96.0	155	Raymond Low	100.9	20	Hunt-Hunt	92.1
30	155	Raymond Low	93.7	84	Steve Jones	98.3	155	Raymond Low	89.1
31	84	Steve Jones	87.4	19	Jonathan Procter	0.0	84	Steve Jones	85.4
32	19	Jonathan Procter	0.0	21	Steve Maxted	0.0	19	Jonathan Procter	0.0
33	35	Ekorness-Ekorness	0.0	35	Ekorness-Ekorness	0.0	35	Ekorness-Ekorness	0.0
34	104	Bryant-Bryant	0.0	104	Bryant-Bryant	0.0	104	Bryant-Bryant	0.0
35	110	Patterson-Dunbar	0.0	110	Patterson-Dunbar	0.0	110	Patterson-Dunbar	0.0



Session Start: 10:22:19 - Finish: 10:52:24

Weather/Track Conditions: Cloud/Dry

Circuit: Donington Park National

Track Length: 3.185 Km - 1.9791 miles



Donington Historic Festival - 28 - 30 Apr 2017

U2TC Trophy for pre-66 under 2-litre Touring Cars

Race 4 - Starting Grid

Sheet No:

Start Time : 11:15 - Heat Duration : 40 Minutes

17	33	104	Bryant-Bryant		█	
16	31	155	Raymond Low		32	84 Steve Jones
15	29	20	Hunt-Hunt		30	48 James-Stretton
14	27	170	Marcus Jewell		28	116 Peter Mursall
13	25	35	Ekorness-Ekorness		26	195 Smail-Mann
12	23	25	Sime-Sime		24	54 Halusa-Halusa
11	21	21	Steve Maxted		22	68 Daniel Mursall
10	19	66	Viggo Lund		20	5 Pearson-Monteverde
9	17	43	Chris Middlehurst		18	81 Goff-Goff
8	15	42	Curley-Kelly		16	87 Lewis-Swift
7	13	888	Endaf Owens		14	15 Churchill-Baldwin
6	11	142	John Spiers		12	98 Pattle-Pattle
5	9	16	David Tomlin		10	91 Martin Strommen
4	7	79	Mark Jones		8	100 Shaw-Hyett
3	5	167	Letts-Letts		6	51 Perfetti-Rovelli
2	3	7	Steve Soper		4	52 Dutton-Brown
1	1	89	Banks-Banks		2	13 Andy Wolfe

Pole Right

ROW

Car 104 allowed to start from back of grid

*Circuit: Donington Park National
Track Length: 3.185 Km - 1.9791 miles*

These results are provisional until the conclusion of any judicial and technical matters.

Clerk of the Course:

Timekeeper:

Issued at:

Julian Floyd

Nick Palmer



Donington Historic Festival - 28 - 30 Apr 2017

Stirling Moss Trophy for Pre- 61 Sports Cars Qualifying for Race 8 - Classification

Sheet No:

POS	NO	DRIVER/S	CLASS	CLASS POS	CAR MAKE / MODEL	TIME	ON	LAPS	GAP	DIFF	MPH
1	41	Chris Ward	SM6	1	Lister Costin	1:19.381	5	6			89.75
2	8	Wood-Nuthall	SM6	2	Lister Knobbly	1:19.719	2	17	0.338	0.338	89.37
3	1	Bryant-Bryant	SM5	1	Lotus 15	1:19.806	11	18	0.425	0.087	89.27
4	48	Thomas-Turkington	SM6	3	Lister Knobbly	1:20.680	17	18	1.299	0.874	88.31
5	20	Bennett-Coyne	SM6	4	Lister Jaguar Knobbly	1:20.811	17	18	1.430	0.131	88.16
6	2	Monteverde-Pearson	SM6	5	Lister Jaguar Knobbly	1:21.039	3	16	1.658	0.228	87.92
7	117	Milner-Greensall	SM6	6	Lister Costin	1:21.181	2	18	1.800	0.142	87.76
8	16	Richard Kent	SM6	7	Lister Costin Jaguar	1:21.290	2	18	1.909	0.109	87.64
9	12	Brooks-Smith	SM6	8	Lister Jaguar 'Flat Iron'	1:21.975	14	18	2.594	0.685	86.91
10	66	Maeers-Martin	SM5	2	Cooper Monaco	1:22.347	8	19	2.966	0.372	86.52
11	60	Guy Peeters	SM5	3	Lotus 15	1:23.337	17	19	3.956	0.990	85.49
12	29	Bellinger-Bellinger	SM1	1	Lola Mk1 Prototype	1:23.443	3	17	4.062	0.106	85.38
13	4	Champion-Stretton	SM4	1	Lotus XI Le Mans	1:23.569	2	18	4.188	0.126	85.25
14	42	Paul Woolley	SM5	4	Cooper Monaco	1:23.799	3	4	4.418	0.230	85.02
15	10	Gillett-Smith	SM5	5	Willment Climax	1:24.959	15	17	5.578	1.160	83.86
16	30	Ball-Ball	SM6	9	Jaguar D-type	1:26.664	11	16	7.283	1.705	82.21
17	39	Louis Zurstrassen	SM1	2	Elva Mk5	1:27.148	6	13	7.767	0.484	81.75
18	21	Yates-Mitchell	SM4	2	Lotus 11	1:27.151	3	15	7.770	0.003	81.75
19	7	Cooke-Girado	SM5	6	Lotus 15	1:27.554	6	13	8.173	0.403	81.37
20	5	Michael Malone	SM5	7	Lotus 15	1:28.059	7	14	8.678	0.505	80.91
21	18	Ditheridge-Cannell	SM5	8	Cooper Monaco	1:28.091	12	17	8.710	0.032	80.88
22	111	Hans Hübner	SM6	10	Lister Jaguar Knobbly	1:28.420	16	17	9.039	0.329	80.58
23	19	Emmerling-Hooper	SM1	3	Elva Mk5	1:29.534	15	17	10.153	1.114	79.57
24	26	Bernberg-Ugo	SM1	4	Cooper T39 Bobtail	1:29.945	2	16	10.564	0.411	79.21
25	68	Marc Gordon	SM6	11	Jaguar XK150	1:31.482	17	17	12.101	1.537	77.88
26	24	Ward-Ward	SM2	1	Jaguar XK120 Ecurie Ecosse	1:34.665	12	16	15.284	3.183	75.26

Cars 19, 30 & 48 require working transponders - Regulation Q.12.2.1 refers.
A 30 second penalty will be applied if not working in the race.

Session Start: 10:57:31 - Finish: 11:27:33

Weather/Track Conditions: Cloud/Dry

Circuit: Donington Park National

Track Length: 3.185 Km - 1.9791 miles

These results are provisional until the conclusion of any judicial and technical matters.

Clerk of the Course:	Timekeeper:	Issued at:
Julian Floyd	Nick Palmer	

Donington Historic Festival - 28 - 30 Apr 2017

Stirling Moss Trophy for Pre- 61 Sports Cars

Qualifying for Race 8 - Sector Analysis

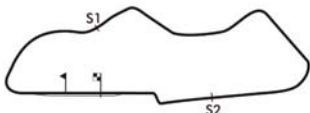
1 Bryant-Bryant (SM5)										Lotus 15										
lap	Sect-1	Speed	Sect-2	Speed	Sect-3	Speed	TopSpeed	laptime	pit	lap	Sect-1	Speed	Sect-2	Speed	Sect-3	Speed	Topspeed	laptime	pit	
1	26.931	86.8	48.882	100.0	18.190	97.7		1:34.003		10	25.278	89.4	45.926	102.2	15.389	105.5			1:26.593	
2	25.862	86.5	50.015	110.0	16.609			1:32.486		11	22.865	111.7	42.705	117.5	14.236				1:19.806	
3	25.997	85.3	47.906	108.6	16.652			1:30.555		12	23.103	108.5	45.035	102.0	15.247				1:23.385	
4	26.085	86.1	48.478	108.8	16.656			1:31.219		13	23.127	104.1	42.757	116.7	14.347	104.6			1:20.231	
5	27.477	86.1	48.040	107.9	In			1:37.929	P	14	22.765	111.8	42.910	119.0	14.520				1:20.195	
6	Out	76.7	45.583	115.3	14.591	105.9		3:34.418	P	15	24.027	97.3	49.593	91.4	15.526				1:29.146	
7	23.630	98.7	45.124	116.7	14.463			1:23.217		16	22.740	114.1	42.440	119.6	15.021				1:20.201	
8	23.024	109.7	42.975	119.2	14.683	103.3		1:20.682		17	23.033	105.1	43.666	118.3	15.114				1:21.813	
9	23.033	110.4	42.625	118.1	14.300	104.2		1:19.958		18	23.541	110.9	47.157	99.3	In				1:36.379	P

2 Monteverde-Pearson (SM6)										Lister Jaguar Knobbly										
lap	Sect-1	Speed	Sect-2	Speed	Sect-3	Speed	TopSpeed	laptime	pit	lap	Sect-1	Speed	Sect-2	Speed	Sect-3	Speed	Topspeed	laptime	pit	
1	24.031	95.5	43.651	126.1	14.851			1:22.533		9	24.594	88.8	45.352	119.2	15.392	108.1			1:25.338	
2	23.160	103.5	43.350	122.9	14.560			1:21.070		10	24.281	98.6	44.964	123.5	15.043				1:24.288	
3	23.113	104.0	42.993	126.1	14.933			1:21.039		11	23.791	106.1	44.465	120.9	15.273				1:23.529	
4	23.790	93.5	47.393	104.4	In			1:34.109	P	12	23.409	104.8	44.272	122.0	15.153	105.9			1:22.834	
5	Out	80.6	47.225	120.2	15.090			3:38.912	P	13	23.616	100.7	44.363	123.5	14.982	107.0			1:22.961	
6	25.499	94.1	45.586	122.9	15.656			1:26.741		14	23.666	98.7	44.529	122.9	15.284				1:23.479	
7	25.183	98.7	44.854	122.0	15.301	106.7		1:25.338		15	24.058	100.0	45.152	121.1	15.124				1:24.334	
8	24.204	100.2	45.006	122.9	15.125			1:24.335		16	39.720	85.0	52.089	98.7					1:53.701	

4 Champion-Stretton (SM4)										Lotus XI Le Mans										
lap	Sect-1	Speed	Sect-2	Speed	Sect-3	Speed	TopSpeed	laptime	pit	lap	Sect-1	Speed	Sect-2	Speed	Sect-3	Speed	Topspeed	laptime	pit	
1	24.340	98.7	44.695	114.1	15.804	98.4		1:24.839		10	24.930	99.4	46.159	113.7	15.543	98.0			1:26.632	
2	24.181	100.9	44.499	110.9	14.889	99.6		1:23.569		11	25.053	98.1	45.726	113.7	15.569	96.6			1:26.348	
3	23.917	101.5	55.095	112.2	In			1:40.734	P	12	25.627	89.7	47.816	111.7	15.385				1:28.828	
4	Out	87.2	50.044	110.6	15.839	96.1		3:29.164	P	13	25.136	95.2	46.097	112.6	15.642	99.2			1:26.875	
5	25.456	97.4	46.707	111.8	15.673	96.1		1:27.836		14	25.083	95.6	45.743	113.0	15.402	97.9			1:26.228	
6	25.340	93.8	47.121	111.7	15.660			1:28.121		15	24.610	98.8	45.618	113.2	16.227				1:26.455	
7	25.038	97.6	47.060	112.4	16.339	95.1		1:28.437		16	24.699	96.0	45.912	114.1	15.318	98.6			1:25.929	
8	24.776	97.4	47.534	112.6	15.600	98.2		1:27.910		17	24.687	100.9	45.809	113.0	15.496				1:25.992	
9	24.677	98.4	45.912	110.6	15.903			1:26.492		18	25.395	89.7	46.674	113.5	16.000	95.8			1:28.069	

5 Michael Malone (SM5)										Lotus 15										
lap	Sect-1	Speed	Sect-2	Speed	Sect-3	Speed	TopSpeed	laptime	pit	lap	Sect-1	Speed	Sect-2	Speed	Sect-3	Speed	Topspeed	laptime	pit	
1	27.573	82.3	50.883	96.3	18.118	86.7		1:36.574		8	25.574	84.7	49.299	111.5	15.852				1:30.725	
2	27.769	82.8	50.854	98.6	In			1:43.557	P	9	25.590	93.9	47.915	116.3	15.945	100.3			1:29.450	
3	Out	82.5	51.308	102.6	17.134	92.7		4:18.447	P	10	24.789	91.9	47.066	113.7	16.339				1:28.194	
4	27.233	85.1	50.378	100.5	17.010			1:34.621		11	24.901	92.6	47.114	110.4	16.735	98.7			1:28.750	
5	26.683	79.3	51.293	103.3	In			1:40.979	P	12	25.068	94.7	49.344	117.5	15.599				1:30.011	
6	Out	83.0	47.673	116.5	15.957			5:08.185	P	13	24.998	91.6	47.783	113.2	15.928	99.5			1:28.709	
7	25.386	88.4	47.006	115.1	15.667	101.7		1:28.059		14	25.625	93.4	48.309	107.4	In				1:39.601	P

7 Cooke-Girado (SM5)										Lotus 15										
lap	Sect-1	Speed	Sect-2	Speed	Sect-3	Speed	TopSpeed	laptime	pit	lap	Sect-1	Speed	Sect-2	Speed	Sect-3	Speed	Topspeed	laptime	pit	
1	27.933	85.5	50.943	114.1	16.128			1:35.004		8	26.326	90.8	47.391	116.9	15.653	103.4			1:29.370	
2	25.646	91.9	48.698	112.8	16.177			1:30.521		9	26.527	88.3	49.329	103.0	In				1:41.320	P
3	25.948	92.9	47.584	109.5	16.613			1:30.145		10	Out	86.8	48.152	110.2	16.711				3:02.879	P
4	25.258	92.1	47.705	113.9	16.530	104.6		1:29.493		11	25.174	95.1	46.461	104.2	16.237				1:27.872	
5	27.266	86.8	47.983	108.4	16.928	105.2		1:32.177		12	25.434	94.3	47.442	111.7	15.517	99.2			1:28.393	
6	25.553	95.2	46.214	114.9	15.787	103.1		1:27.554		13	25.078	100.3	45.763	112.2	In				1:38.036	P
7	26.703	90.0	48.686	109.1	16.143	104.4		1:31.532		14										



Session Start: 10:57:31 - Finish: 11:27:33

Weather/Track Conditions: Cloud/Dry

Circuit: Donington Park National

Track Length: 3.185 Km - 1.9791 miles

Donington Historic Festival - 28 - 30 Apr 2017

Stirling Moss Trophy for Pre- 61 Sports Cars

Qualifying for Race 8 - Sector Analysis

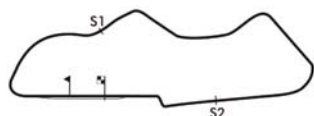
8 Wood-Nuthall (SM6)									Lister Knobbly											
lap	Sect-1	Speed	Sect-2	Speed	Sect-3	Speed	TopSpeed	laptime	pit	lap	Sect-1	Speed	Sect-2	Speed	Sect-3	Speed	Topspeed	laptime	pit	
1	23.297	104.0	42.960	124.2	14.311			1:20.568		10	26.821	83.6	47.532	114.3	16.634	97.3			1:30.987	
2	23.188	109.9	42.293	125.2	14.238	113.2		1:19.719		11	27.157	80.2	48.411	103.9	16.960				1:32.528	
3	22.996	109.3	42.353	124.5	14.743	109.7		1:20.092		12	26.369	86.3	47.642	97.2	18.071				1:32.082	
4	23.695	99.6	46.134	109.1	In			1:33.853	P	13	25.948	84.4	46.838	117.7	16.525				1:29.311	
5	Out	75.6	52.734	91.9	18.619	89.3		3:14.802	P	14	25.272	90.9	46.279	117.7	16.672				1:28.223	
6	29.194	79.3	52.035	95.4	18.271	89.9		1:39.500		15	26.308	80.3	48.710	114.7	In				1:39.437	P
7	28.452	85.2	49.150	103.9	17.092	100.2		1:34.694		16	Out	80.8	46.071	98.9	15.493				2:30.800	P
8	26.500	83.6	48.366	110.7	17.016			1:31.882		17	22.748	109.7	43.814	115.7	15.368	108.3			1:21.930	
9	26.059	81.7	47.762	109.0	16.710	99.5		1:30.531		18										

10 Gillett-Smith (SM5)									Willment Climax											
lap	Sect-1	Speed	Sect-2	Speed	Sect-3	Speed	TopSpeed	laptime	pit	lap	Sect-1	Speed	Sect-2	Speed	Sect-3	Speed	Topspeed	laptime	pit	
1	27.148	80.6	49.548	113.4	16.494	102.3		1:33.190		10	Out	84.0	47.821	110.0	16.585				3:00.168	P
2	27.433	78.0	52.531	115.9	15.860			1:35.824		11	24.916	97.7	46.720	115.1	15.629	103.9			1:27.265	
3	25.868	82.3	48.872	113.4	16.018	103.1		1:30.758		12	25.117	97.7	45.646	115.9	15.660	104.2			1:26.423	
4	24.895	95.0	46.135	116.3	15.752			1:26.782		13	24.862	100.9	45.475	118.3	14.939	105.0			1:25.276	
5	25.027	89.0	47.131	117.1	15.360			1:27.518		14	24.848	97.1	47.054	119.2	14.919				1:26.821	
6	25.353	90.8	45.850	116.9	15.351	103.4		1:26.554		15	24.034	101.3	45.925	116.7	15.000	104.1			1:24.959	
7	24.790	94.7	45.435	117.1	15.200			1:25.425		16	24.276	102.9	46.029	118.5	15.089				1:25.394	
8	24.560	95.6	48.247	115.3	15.236			1:28.043		17	24.425	100.3	45.775	119.6	15.542				1:25.742	
9	25.996	90.8	45.380	115.5	In			1:35.625	P	18										

12 Brooks-Smith (SM6)									Lister Jaguar 'Flat Iron'											
lap	Sect-1	Speed	Sect-2	Speed	Sect-3	Speed	TopSpeed	laptime	pit	lap	Sect-1	Speed	Sect-2	Speed	Sect-3	Speed	Topspeed	laptime	pit	
1	25.522	94.4	45.593	117.7	15.511	105.4		1:26.626		10	23.671	92.4	43.923	119.0	15.221	104.4			1:22.815	
2	24.356	98.1	44.975	118.1	15.164	107.2		1:24.495		11	23.394	100.4	45.409	116.3	In				1:34.156	P
3	23.912	101.0	44.096	120.7	15.299			1:23.307		12	Out	102.6	44.017	108.4	15.898	106.9			3:40.404	P
4	23.883	100.6	44.049	120.9	14.800	105.9		1:22.732		13	23.601	91.8	43.363	123.1	15.872				1:22.836	
5	24.142	101.5	43.936	120.5	15.125			1:23.203		14	23.436	105.3	43.611	119.4	14.928	104.9			1:21.975	
6	24.542	97.3	45.516	120.2	14.967	104.2		1:25.025		15	23.711	91.3	45.827	103.1	16.935				1:26.473	
7	24.210	102.3	47.650	115.9	15.363	106.5		1:27.223		16	23.061	108.3	45.776	100.3	16.160				1:24.997	
8	23.415	105.8	43.770	120.9	15.054			1:22.239		17	23.543	92.8	43.957	120.7	14.880				1:22.380	
9	23.690	100.7	49.371	107.9	15.110			1:28.171		18	23.005	110.2	46.099	114.3	17.823	78.3			1:26.927	

16 Richard Kent (SM6)									Lister Costin Jaguar											
lap	Sect-1	Speed	Sect-2	Speed	Sect-3	Speed	TopSpeed	laptime	pit	lap	Sect-1	Speed	Sect-2	Speed	Sect-3	Speed	Topspeed	laptime	pit	
1	23.665	104.1	43.433	126.1	14.342			1:21.440		10	22.794	103.5	43.167	126.1	31.624				1:37.585	
2	22.793	100.4	43.953	123.1	14.544	111.8		1:21.290		11	23.418	105.9	43.947	125.9	14.721	110.0			1:22.086	
3	22.948	105.4	43.725	124.0	16.522			1:23.195		12	22.876	104.8	44.765	124.7	14.879	111.3			1:22.520	
4	23.451	101.2	46.414	118.8	In			1:32.341	P	13	24.169	98.3	44.374	124.7	In				1:30.058	P
5	Out	98.6	44.862	125.9	16.185			2:54.579	P	14	Out	98.0	46.100	125.4	14.550				2:44.463	P
6	24.323	93.4	43.928	126.1	14.698	107.2		1:22.949		15	23.832	83.0	44.439	125.9	14.636				1:22.907	
7	25.333	85.0	46.488	124.7	14.544			1:26.365		16	23.151	99.6	45.326	126.3	14.668	108.8			1:23.145	
8	23.718	99.9	45.671	123.8	16.544	108.3		1:25.933		17	23.160	105.1	43.493	122.2	15.391				1:22.044	
9	23.265	95.8	44.864	125.2	14.846	109.0		1:22.975		18	23.067	102.7	45.333	109.3	In				1:32.780	P

18 Ditheridge-Cannell (SM5)									Cooper Monaco											
lap	Sect-1	Speed	Sect-2	Speed	Sect-3	Speed	TopSpeed	laptime	pit	lap	Sect-1	Speed	Sect-2	Speed	Sect-3	Speed	Topspeed	laptime	pit	
1	28.197	76.0	51.972	102.2	19.145			1:39.314		10	25.421	86.1	47.523	110.6	15.871				1:28.815	
2	27.118	87.0	49.262	113.2	16.695			1:33.075		11	25.834	87.7	46.884	111.3	15.812	99.6			1:28.530	
3	26.174	86.5	48.824	106.9	17.180	95.8		1:32.178		12	25.591	88.3	46.970	112.2	15.530	101.4			1:28.091	
4	26.042	89.7	49.477	112.2	16.300	97.0		1:31.819		13	25.593	91.6	46.871	110.4	15.801	99.2			1:28.265	
5	26.029	90.0	48.824	105.7	In			1:41.374	P	14	25.821	88.8	46.855	111.8	15.815				1:28.491	
6	Out	78.4	50.545	111.5	16.426			3:08.497	P	15	25.701	85.9	47.686	114.3	15.846				1:29.233	
7	26.087	87.7	47.576	113.4	18.430	96.5		1:32.093		16	25.269	95.4	45.348	116.3	33.831	92.4			1:44.448	
8	26.751	85.3	47.933	111.5	16.326	98.4		1:31.010		17	26.219	97.7	46.562	115.5	16.173	98.7			1:28.954	
9	26.453	89.5	47.605	115.3	16.083			1:30.141		18										



Session Start: 10:57:31 - Finish: 11:27:33

Weather/Track Conditions: Cloud/Dry

Circuit: Donington Park National

Track Length: 3.185 Km - 1.9791 miles

Donington Historic Festival - 28 - 30 Apr 2017

Stirling Moss Trophy for Pre- 61 Sports Cars

Qualifying for Race 8 - Sector Analysis

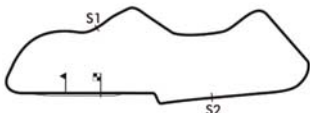
19 Emmerling-Hooper (SM1)										Elva Mk5									
lap	Sect-1	Speed	Sect-2	Speed	Sect-3	Speed	TopSpeed	laptime	pit	lap	Sect-1	Speed	Sect-2	Speed	Sect-3	Speed	Topspeed	laptime	pit
1								1:32.677		10			In		In			2:38.560	P
2								1:30.151		11								1:31.190	
3								1:29.633		12								1:31.314	
4								1:30.728		13								1:30.338	
5								1:30.957		14								1:31.387	
6								1:30.861		15								1:29.534	
7								1:31.194		16								1:29.789	
8								1:32.566		17								1:31.054	
9								1:41.563		18									

20 Bennett-Coyne (SM6)										Lister Jaguar Knobbly									
lap	Sect-1	Speed	Sect-2	Speed	Sect-3	Speed	TopSpeed	laptime	pit	lap	Sect-1	Speed	Sect-2	Speed	Sect-3	Speed	Topspeed	laptime	pit
1	24.787	100.3	45.769	119.4	15.918	106.9		1:26.474		10	23.141	110.2	43.989	122.4	14.507			1:21.637	
2	24.493	99.4	45.818	120.0	17.000			1:27.311		11	23.198	99.7	44.031	123.5	14.424	111.7		1:21.653	
3	24.664	101.5	45.404	121.5	15.984			1:26.052		12	23.219	101.3	43.411	122.9	15.120			1:21.750	
4	25.499	94.2	46.515	121.1	16.286	103.9		1:28.300		13	23.937	94.7	44.501	123.1	14.753	111.7		1:23.191	
5	25.432	100.6	46.798	115.3	In			1:38.552	P	14	23.206	104.1	44.219	122.0	15.769	103.1		1:23.194	
6		89.7	46.682	123.5	16.660	93.1		3:54.624	P	15	23.300	110.0	43.164	125.6	14.923			1:21.387	
7	24.085	102.0	44.974	121.1	14.839			1:23.898		16	23.169	105.4	43.323	123.3	14.481	110.2		1:20.973	
8	23.218	104.1	44.099	123.1	15.947			1:23.264		17	23.091	105.3	43.120	123.5	14.600	110.9		1:20.811	
9	23.597	103.5	44.605	122.0	14.665	108.1		1:22.867		18	27.292	71.7	55.479	78.9	In			1:46.868	P

21 Yates-Mitchell (SM4)										Lotus 11									
lap	Sect-1	Speed	Sect-2	Speed	Sect-3	Speed	TopSpeed	laptime	pit	lap	Sect-1	Speed	Sect-2	Speed	Sect-3	Speed	Topspeed	laptime	pit
1	25.992	91.4	47.366	104.7	16.384			1:29.742		9	30.385	71.2	58.007	90.9	18.966			1:47.358	
2	25.245	101.8	47.081	104.2	15.657	95.6		1:27.983		10	29.601	74.7	58.362	88.4	20.357	81.0		1:48.320	
3	25.125	105.8	46.460	104.2	15.566	96.3		1:27.151		11	29.618	73.5	55.739	93.8	18.282	85.7		1:43.639	
4	25.032	106.9	46.875	105.2	15.463	93.6		1:27.370		12	29.347	72.6	55.939	94.7	18.261			1:43.547	
5	26.356	97.7	50.147	97.2	In			1:39.381	P	13	28.590	80.1	54.808	96.7	18.159			1:41.557	
6	Out	70.5	1:01.131	85.2	20.811			4:30.058	P	14	28.101	77.0	54.696	95.9	18.121			1:40.918	
7	30.225	74.2	57.564	92.6	18.891	87.8		1:46.680		15	28.473	72.5	56.710	87.4	19.671			1:44.854	
8	29.353	73.4	57.194	93.0	18.727			1:45.274		16									

24 Ward-Ward (SM2)										Jaguar XK120 Ecurie Ecosse									
lap	Sect-1	Speed	Sect-2	Speed	Sect-3	Speed	TopSpeed	laptime	pit	lap	Sect-1	Speed	Sect-2	Speed	Sect-3	Speed	Topspeed	laptime	pit
1	30.595	73.1	54.657	99.0	18.887	83.5		1:44.139		9	27.841	86.4	51.151	97.6	17.773	92.4		1:36.765	
2	30.924	75.2	1:00.046	96.5	19.397			1:50.367		10	26.847	89.7	50.457	104.1	17.995	88.1		1:35.299	
3	29.555	78.3	55.270	97.9	18.943			1:43.768		11	28.324	86.3	52.541	105.4	16.660			1:37.525	
4	30.160	75.5	54.299	99.5	18.602	85.8		1:43.061		12	27.058	88.3	50.501	104.6	17.106			1:34.665	
5	30.674	74.6	55.495	94.3	19.007			1:45.176		13	27.365	90.7	49.712	104.1	18.238			1:35.315	
6	30.046	77.4	54.808	99.3	19.012			1:43.866		14	27.744	90.9	50.666	106.4	17.351	92.0		1:35.761	
7	29.901	77.7	56.924	96.1				1:50.348		15	26.473	92.5	53.156	105.0	17.055			1:36.684	
8	Out	83.6	52.724	104.9	17.402			3:04.486	P	16	26.824	91.4	50.278	104.7	17.975			1:35.077	

26 Bernberg-Ugo (SM1)										Cooper T39 Bobtail									
lap	Sect-1	Speed	Sect-2	Speed	Sect-3	Speed	TopSpeed	laptime	pit	lap	Sect-1	Speed	Sect-2	Speed	Sect-3	Speed	Topspeed	laptime	pit
1	28.669	85.4	51.941	93.0	17.508			1:38.118		9	26.555	86.2	49.122	103.3	16.662			1:32.339	
2	25.867	94.6	47.931	105.7	16.147			1:29.945		10	26.537	84.4	48.401	105.7	17.096			1:32.034	
3	25.652	94.3	48.633	106.0	17.541			1:31.826		11	26.535	86.4	52.122	103.7	17.674	92.0		1:36.331	
4	25.837	95.0	48.202	104.2	16.438			1:30.477		12	26.188	90.0	49.062	106.7	17.242			1:32.492	
5	25.819	94.3	47.956	106.7	17.052			1:30.827		13	26.643	84.3	48.458	106.5	16.649	93.1		1:31.750	
6	26.133	93.9	47.558	105.0	17.727			1:31.418		14	26.029	87.6	47.824	106.0	16.158	94.0		1:30.011	
7	26.961	91.3	48.540	98.7	In			1:38.528	P	15	25.715	91.8	48.008	107.0	25.587	90.4		1:39.310	
8	Out	82.5	51.922	103.4	17.053	89.8		3:19.598	P	16	25.890	86.8	47.802	107.4	16.584	94.2		1:30.276	



Session Start: 10:57:31 - Finish: 11:27:33

Weather/Track Conditions: Cloud/Dry

Circuit: Donington Park National

Track Length: 3.185 Km - 1.9791 miles

Donington Historic Festival - 28 - 30 Apr 2017

Stirling Moss Trophy for Pre- 61 Sports Cars

Qualifying for Race 8 - Sector Analysis

29 Bellinger-Bellinger (SM1)										Lola Mk1 Prototype										
lap	Sect-1	Speed	Sect-2	Speed	Sect-3	Speed	TopSpeed	laptime	pit	lap	Sect-1	Speed	Sect-2	Speed	Sect-3	Speed	Topspeed	laptime	pit	
1	24.106	109.0	43.959	109.1	30.418	77.0		1:38.483		10	25.057	86.3	46.726	110.6	16.020				1:27.803	
2	25.231	107.1	44.295	109.3	14.690			1:24.216		11	24.669	97.1	45.787	106.4	15.746	95.8			1:26.202	
3	24.262	93.7	44.096	112.4	15.085	96.7		1:23.443		12	25.277	90.1	46.073	108.8	15.789	96.1			1:27.139	
4	24.133	107.6	45.946	110.6	In			1:32.119	P	13	24.420	97.0	45.779	109.7	15.765				1:25.964	
5	Out	83.2	50.065	105.7	16.275	93.9		2:57.910	P	14	24.553	97.4	45.439	110.6	15.896				1:25.888	
6	26.012	91.6	47.653	106.5	17.439	97.4		1:31.104		15	24.636	93.5	45.261	109.5	15.678				1:25.575	
7	25.909	90.9	46.799	108.3	16.121	95.9		1:28.829		16	24.607	93.3	46.608	109.3	15.746				1:26.961	
8	25.137	95.6	45.803	109.5	15.663			1:26.603		17	24.579	90.4	48.154	109.8	In				1:38.701	P
9	25.077	92.8	46.699	106.9	15.997	98.3		1:27.773		18										

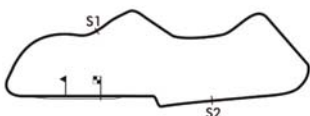
30 Ball-Ball (SM6)										Jaguar D-type										
lap	Sect-1	Speed	Sect-2	Speed	Sect-3	Speed	TopSpeed	laptime	pit	lap	Sect-1	Speed	Sect-2	Speed	Sect-3	Speed	Topspeed	laptime	pit	
1								1:31.771		9	24.990								1:28.933	
2								1:33.561		10									1:27.492	
3								1:32.867		11	24.711								1:26.664	
4								1:31.545		12									1:28.771	
5								1:33.039		13									1:28.028	
6								1:42.408		14					16.342				1:27.771	
7			In		15.828			3:25.182	P	15					15.703				1:26.724	
8								1:26.981		16					15.878				1:27.716	

39 Louis Zurstrassen (SM1)										Elva Mk5										
lap	Sect-1	Speed	Sect-2	Speed	Sect-3	Speed	TopSpeed	laptime	pit	lap	Sect-1	Speed	Sect-2	Speed	Sect-3	Speed	Topspeed	laptime	pit	
1	26.269	90.8	47.485	109.1	16.855			1:30.609		8	26.258	97.4	48.041	97.9	In				1:40.790	P
2	25.829	84.2	50.196	109.7	15.383			1:31.408		9	Out	92.6	47.439	107.6	15.624	95.8			5:06.144	P
3	25.607	94.1	48.175	100.5	17.159			1:30.941		10	25.939	89.4	47.981	105.4	15.619				1:29.539	
4	25.453	98.0	50.350	103.9	16.593	95.2		1:32.396		11	25.531	98.3	46.233	106.9	16.195				1:27.959	
5	26.187	95.6	47.501	106.4	15.977	97.9		1:29.665		12	25.067	96.2	47.162	108.1	16.086	97.3			1:28.315	
6	25.035	99.6	46.514	108.8	15.599			1:27.148		13	25.975	87.9	49.012	103.3	In				1:36.272	P
7	25.678	86.3	47.334	108.8	15.332	96.9		1:28.344		14										

41 Chris Ward (SM6)										Lister Costin										
lap	Sect-1	Speed	Sect-2	Speed	Sect-3	Speed	TopSpeed	laptime	pit	lap	Sect-1	Speed	Sect-2	Speed	Sect-3	Speed	Topspeed	laptime	pit	
1	25.445	94.6	45.115	113.5	15.845			1:26.405		4	23.176	104.9	42.633	126.8	14.346				1:20.155	
2	23.223	102.1	42.960	126.3	14.373			1:20.556		5	22.766	104.1	42.319	128.3	14.296	112.8			1:19.381	
3	23.111	100.4	42.935	129.0	14.222	113.5		1:20.268		6	22.851	108.3	46.884	86.8	In				1:34.681	P

42 Paul Woolley (SM5)										Cooper Monaco										
lap	Sect-1	Speed	Sect-2	Speed	Sect-3	Speed	TopSpeed	laptime	pit	lap	Sect-1	Speed	Sect-2	Speed	Sect-3	Speed	Topspeed	laptime	pit	
1	25.070	95.4	45.444	115.3	15.007	100.9		1:25.521		3	24.386	96.9	44.431	115.1	14.982	103.6			1:23.799	
2	24.517	98.0	44.483	104.2	18.104			1:27.104		4	24.029	98.0	45.557	115.1	15.433	104.4			1:25.019	

48 Thomas-Turkington (SM6)										Lister Knobbly										
lap	Sect-1	Speed	Sect-2	Speed	Sect-3	Speed	TopSpeed	laptime	pit	lap	Sect-1	Speed	Sect-2	Speed	Sect-3	Speed	Topspeed	laptime	pit	
1								1:27.240		10									1:23.376	
2								1:37.673		11									1:22.758	
3								1:27.066		12									1:22.242	
4								1:25.293		13									1:21.291	
5								1:24.039		14									1:24.741	
6								1:28.045		15									1:20.963	
7								1:33.873		16									1:23.612	
8			In		In			4:08.780	P	17									1:20.680	
9								1:24.328		18									1:23.735	



Session Start: 10:57:31 - Finish: 11:27:33
Weather/Track Conditions: Cloud/Dry
Circuit: Donington Park National
Track Length: 3.185 Km - 1.9791 miles

Donington Historic Festival - 28 - 30 Apr 2017

Stirling Moss Trophy for Pre- 61 Sports Cars

Qualifying for Race 8 - Sector Analysis

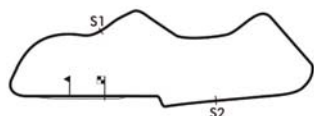
60 Guy Peeters (SM5)										Lotus 15									
lap	Sect-1	Speed	Sect-2	Speed	Sect-3	Speed	TopSpeed	laptime	pit	lap	Sect-1	Speed	Sect-2	Speed	Sect-3	Speed	Topspeed	laptime	pit
1	25.248	93.2	47.970	114.7	16.015			1:29.233		11	24.404	95.6	45.302	115.1	15.148	103.0		1:24.854	
2	25.520	86.7	50.516	115.1	15.975			1:32.011		12	23.774	104.3	44.664	117.3	15.347	102.3		1:23.785	
3	24.607	96.6	47.702	115.1	15.220	104.2		1:27.529		13	23.861	97.1	48.887	111.5	16.276	102.2		1:29.024	
4	24.452	100.3	44.692	115.7	21.403	98.7		1:30.547		14	24.266	104.1	44.707	116.1	15.598	102.3		1:24.571	
5	24.937	96.5	46.636	114.5	15.387			1:26.960		15	23.896	106.9	44.520	115.7	15.183	102.0		1:23.599	
6	24.540	100.9	44.786	114.5	15.320	102.5		1:24.646		16	23.848	103.5	44.746	116.3	15.201			1:23.795	
7	24.293	99.1	44.915	116.1	15.850			1:25.058		17	23.900	100.0	44.348	119.6	15.089			1:23.337	
8	23.959	104.3	45.919	114.9	16.769			1:26.647		18	23.980	102.3	44.676	116.5	15.039	103.0		1:23.695	
9	24.031	105.1	44.715	115.1	15.053			1:23.799		19	24.373	88.8	49.388	94.4	16.787	87.9		1:30.548	
10	23.970	103.3	44.312	117.3	15.190			1:23.472		20									

66 Maeers-Martin (SM5)										Cooper Monaco									
lap	Sect-1	Speed	Sect-2	Speed	Sect-3	Speed	TopSpeed	laptime	pit	lap	Sect-1	Speed	Sect-2	Speed	Sect-3	Speed	Topspeed	laptime	pit
1	25.329	91.3	46.536	119.4	15.499	107.0		1:27.364		11	Out	105.3	45.900	119.4	15.239			2:20.860	P
2	24.134	95.0	44.764	117.7	15.158	107.9		1:24.056		12	23.701	98.3	45.538	120.5	14.830			1:24.069	
3	24.339	89.7	45.148	121.3	16.589			1:26.076		13	24.509	99.9	43.887	120.9	14.675	108.3		1:23.071	
4	23.612	99.7	44.681	121.5	15.711	107.0		1:24.004		14	23.999	99.4	44.608	122.2	15.027	107.6		1:23.634	
5	23.918	101.2	44.508	120.5	15.595			1:24.021		15	26.241	84.3	46.758	120.5	14.661	109.1		1:27.660	
6	24.716	87.2	44.364	122.2	16.692			1:25.772		16	24.555	81.1	45.871	123.3	14.704	108.4		1:25.130	
7	23.754	103.7	45.181	122.0	15.264			1:24.199		17	23.284	101.3	46.457	121.1	15.122	104.2		1:24.863	
8	23.496	95.2	43.731	121.8	15.120	107.7		1:22.347		18	24.397	96.6	46.182	121.1	15.390	106.7		1:25.969	
9	23.629	95.9	44.634	120.0	15.805	105.2		1:24.068		19	24.753	104.8	44.536	120.2	15.124	107.2		1:24.413	
10	23.597	90.3	44.114	121.8	In			1:29.902	P	20									

68 Marc Gordon (SM6)										Jaguar XK150									
lap	Sect-1	Speed	Sect-2	Speed	Sect-3	Speed	TopSpeed	laptime	pit	lap	Sect-1	Speed	Sect-2	Speed	Sect-3	Speed	Topspeed	laptime	pit
1	28.054	85.6	51.909	101.9	18.795			1:38.758		10	26.647	89.2	49.725	106.4	17.255			1:33.627	
2	27.478	85.3	50.131	105.4	17.044	92.6		1:34.653		11	27.281	90.8	49.760	104.9	17.118	91.4		1:34.159	
3	26.873	89.4	50.606	102.8	18.398	87.2		1:35.877		12	26.545	91.6	51.042	102.3	17.919			1:35.506	
4	28.360	83.7	52.456	100.9	18.352	85.7		1:39.168		13	26.476	88.3	49.441	106.9	18.184			1:34.101	
5	28.828	88.7	50.096	106.4	17.120			1:36.044		14	26.341	90.0	49.943	105.4	17.107	91.7		1:33.391	
6	26.903	92.0	48.953	106.5	17.135			1:32.991		15	26.319	93.8	48.563	106.2	16.929	92.5		1:31.811	
7	27.024	85.2	49.595	105.2	17.634			1:34.253		16	26.628	86.7	49.317	106.5	17.068			1:33.013	
8	26.503	91.2	49.894	106.7	19.143	88.7		1:35.540		17	26.292	91.9	48.280	106.4	16.910	92.9		1:31.482	
9	27.042	90.7	50.623	100.2	17.517	92.6		1:35.182		18									

111 Hans Hübner (SM6)										Lister Jaguar Knobbly									
lap	Sect-1	Speed	Sect-2	Speed	Sect-3	Speed	TopSpeed	laptime	pit	lap	Sect-1	Speed	Sect-2	Speed	Sect-3	Speed	Topspeed	laptime	pit
1	26.722	76.6	50.381	120.0	16.201			1:23.304		10	Out	90.0	48.798	119.8	16.047	105.5		2:41.858	P
2	27.845	77.9	51.155	121.3	16.125			1:35.125		11	26.759	92.1	48.208	117.5	15.553			1:30.520	
3	26.947	84.6	48.771	122.2	16.125	106.7		1:31.843		12	25.238	94.8	47.585	120.2	15.743	105.7		1:28.566	
4	26.940	82.0	48.303	116.5	17.200	103.6		1:32.443		13	26.239	83.7	48.555	116.5	15.712	105.2		1:30.506	
5	26.666	88.2	48.088	121.8	15.807			1:30.561		14	26.147	85.6	48.099	119.4	16.331	104.7		1:30.577	
6	26.061	91.6	47.678	121.3	15.749			1:29.488		15	25.772	93.3	47.480	121.3	15.419	107.0		1:28.671	
7	26.869	88.9	48.799	119.4	16.188	105.0		1:31.856		16	24.944	92.6	47.828	116.5	15.648			1:28.420	
8	26.166	88.1	47.360	122.4	15.842	104.4		1:29.368		17	24.903	94.6	48.171	120.9	16.463			1:29.537	
9	26.300	88.5	49.011	115.7	In			1:40.261	P	18									

117 Milner-Greensall (SM6)										Lister Costin									
lap	Sect-1	Speed	Sect-2	Speed	Sect-3	Speed	TopSpeed	laptime	pit	lap	Sect-1	Speed	Sect-2	Speed	Sect-3	Speed	Topspeed	laptime	pit
1	23.808	97.4	43.514	128.7	15.050	113.7		1:22.372		10	25.815	80.8	45.956	130.0	15.291	110.2		1:27.062	
2	23.183	99.0	43.234	125.2	14.764			1:21.181		11	23.994	99.6	45.431	128.7	15.583	113.0		1:25.008	
3	23.215	100.0	43.827	121.8	15.387			1:22.429		12	24.152	97.8	46.530	106.7	17.351			1:28.033	
4	23.502	95.5	46.759	95.4	In			1:34.469	P	13	24.408	91.4	46.078	128.0	15.407			1:25.893	
5	Out	86.7	47.856	124.0	18.489	104.4		3:26.389	P	14	24.639	96.6	45.385	125.4	15.287	110.6		1:25.311	
6	26.064	93.4	47.809	119.4	27.729			1:41.602		15	23.974	100.0	44.342	130.5	15.132	111.8		1:23.448	
7	27.298	87.6	46.795	120.9	16.160	109.0		1:30.253		16	24.276	93.5	44.543	130.2	16.090	107.2		1:24.909	
8	24.297	96.0	54.792	107.7	16.648	105.5		1:35.737		17	24.237	93.7	44.681	129.2	16.405			1:25.323	
9	25.044	97.1	46.786	123.8	15.993			1:27.823		18	24.536	92.4	47.651	107.9	19.522			1:31.709	



Session Start: 10:57:31 - Finish: 11:27:33

Weather/Track Conditions: Cloud/Dry

Circuit: Donington Park National

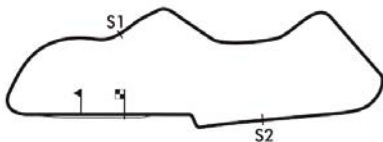
Track Length: 3.185 Km - 1.9791 miles

Donington Historic Festival - 28 - 30 Apr 2017

Stirling Moss Trophy for Pre- 61 Sports Cars

Qualifying for Race 8 - Best Sector Times

SECTOR 1			SECTOR 2			SECTOR 3			IDEAL / BEST LAP COMPARISON						
NO	TIME	LAP	NO	TIME	LAP	NO	TIME	LAP	NO	NAME	BEST	IN	IDEAL	DIFF	
1	1	22.740	16	8	42.293	2	41	14.222	3	41	Chris Ward	1:19.381	5	1:19.307	+0.074
2	8	22.748	17	41	42.319	5	1	14.236	11	8	Wood-Nuthall	1:19.719	2	1:19.279	+0.440
3	41	22.766	5	1	42.440	16	8	14.238	2	1	Bryant-Bryant	1:19.806	11	1:19.416	+0.390
4	16	22.793	2	2	42.993	3	16	14.342	1	48	Thomas-Turkington	1:20.680	17		+
5	12	23.005	18	20	43.120	17	20	14.424	11	20	Bennett-Coyne	1:20.811	17	1:20.635	+0.176
6	20	23.091	17	16	43.167	10	2	14.560	2	2	Monteverde-Pearson	1:21.039	3	1:20.666	+0.373
7	2	23.113	3	117	43.234	2	66	14.661	15	117	Milner-Greensall	1:21.181	2	1:21.181	+0.000
8	117	23.183	2	12	43.363	13	29	14.690	2	16	Richard Kent	1:21.290	2	1:20.302	+0.988
9	66	23.284	17	66	43.731	8	117	14.764	2	12	Brooks-Smith	1:21.975	14	1:21.168	+0.807
10	60	23.774	12	29	43.959	1	12	14.800	4	66	Maers-Martin	1:22.347	8	1:21.676	+0.671
11	4	23.917	3	60	44.312	10	4	14.889	2	60	Guy Peeters	1:23.337	17	1:23.125	+0.212
12	42	24.029	4	42	44.431	3	10	14.919	14	29	Bellinger-Bellinger	1:23.443	3	1:22.755	+0.688
13	10	24.034	15	4	44.499	2	42	14.982	3	4	Champion-Stretton	1:23.569	2	1:23.305	+0.264
14	29	24.106	1	18	45.348	16	60	15.039	18	42	Paul Woolley	1:23.799	3	1:23.442	+0.357
15	30	24.711	11	10	45.380	9	39	15.332	7	10	Gillett-Smith	1:24.959	15	1:24.333	+0.626
16	5	24.789	10	7	45.763	13	111	15.419	15	30	Ball-Ball	1:26.664	11		+
17	111	24.903	17	39	46.233	11	21	15.463	4	39	Louis Zurstrassen	1:27.148	6	1:26.600	+0.548
18	21	25.032	4	21	46.460	3	7	15.517	12	21	Yates-Mitchell	1:27.151	3	1:26.955	+0.196
19	39	25.035	6	5	47.006	7	18	15.530	12	7	Cooke-Girado	1:27.554	6	1:26.358	+1.196
20	7	25.078	13	111	47.360	8	5	15.599	12	5	Michael Malone	1:28.059	7	1:27.394	+0.665
21	18	25.269	16	26	47.558	6	30	15.703	15	18	Ditheridge-Cannell	1:28.091	12	1:26.147	+1.944
22	26	25.652	3	68	48.280	17	26	16.147	2	111	Hans Hübner	1:28.420	16	1:27.682	+0.738
23	68	26.292	17	24	49.712	13	24	16.660	11	19	Emmerling-Hooper	1:29.534	15		+
24	24	26.473	15	19			68	16.910	17	26	Bernberg-Ugo	1:29.945	2	1:29.357	+0.588
25	19			30			19			68	Marc Gordon	1:31.482	17	1:31.482	+0.000
26	48			48			48			24	Ward-Ward	1:34.665	12	1:32.845	+1.820
27	99			99			99								



Session Start: 10:57:31 - Finish: 11:27:33

Weather/Track Conditions: Cloud/Dry

Circuit: Donington Park National

Track Length: 3.185 Km - 1.9791 miles

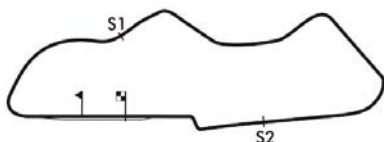


Donington Historic Festival - 28 - 30 Apr 2017

Stirling Moss Trophy for Pre- 61 Sports Cars

Qualifying for Race 8 - Best Sector Speeds

	NO	SECTOR 1	MPH	NO	SECTOR 2	MPH	NO	SECTOR 3	MPH
1	1	Bryant-Bryant	114.1	117	Milner-Greensall	130.5	117	Milner-Greensall	114.1
2	12	Brooks-Smith	110.2	41	Chris Ward	129.0	41	Chris Ward	113.5
3	20	Bennett-Coyne	110.2	16	Richard Kent	126.3	8	Wood-Nuthall	113.2
4	8	Wood-Nuthall	109.9	2	Monteverde-Pearson	126.1	16	Richard Kent	112.2
5	29	Bellinger-Bellinger	109.0	20	Bennett-Coyne	125.6	20	Bennett-Coyne	111.7
6	41	Chris Ward	108.3	8	Wood-Nuthall	125.2	2	Monteverde-Pearson	111.3
7	21	Yates-Mitchell	106.9	66	Maeers-Martin	123.3	66	Maeers-Martin	109.1
8	60	Guy Peeters	106.9	12	Brooks-Smith	123.1	111	Hans Hübner	107.4
9	2	Monteverde-Pearson	106.1	111	Hans Hübner	122.4	1	Bryant-Bryant	107.2
10	16	Richard Kent	105.9	1	Bryant-Bryant	119.6	12	Brooks-Smith	107.2
11	66	Maeers-Martin	105.3	10	Gillett-Smith	119.6	10	Gillett-Smith	105.7
12	10	Gillett-Smith	104.1	60	Guy Peeters	119.6	7	Cooke-Girado	105.2
13	4	Champion-Stretton	101.5	5	Michael Malone	117.5	60	Guy Peeters	105.0
14	7	Cooke-Girado	100.3	7	Cooke-Girado	116.9	42	Paul Woolley	104.4
15	117	Milner-Greensall	100.0	18	Ditheridge-Cannell	116.3	5	Michael Malone	101.7
16	39	Louis Zurstrassen	99.6	42	Paul Woolley	115.3	18	Ditheridge-Cannell	101.4
17	42	Paul Woolley	98.0	4	Champion-Stretton	114.1	4	Champion-Stretton	99.6
18	18	Ditheridge-Cannell	97.7	29	Bellinger-Bellinger	112.4	29	Bellinger-Bellinger	98.3
19	26	Bernberg-Ugo	95.0	39	Louis Zurstrassen	109.7	39	Louis Zurstrassen	97.9
20	111	Hans Hübner	94.8	26	Bernberg-Ugo	107.4	21	Yates-Mitchell	96.3
21	5	Michael Malone	94.7	68	Marc Gordon	106.9	26	Bernberg-Ugo	94.2
22	68	Marc Gordon	93.8	24	Ward-Ward	106.4	24	Ward-Ward	93.8
23	24	Ward-Ward	92.5	21	Yates-Mitchell	105.2	68	Marc Gordon	93.0
24	19	Emmerling-Hooper	0.0	19	Emmerling-Hooper	0.0	19	Emmerling-Hooper	0.0
25	30	Ball-Ball	0.0	30	Ball-Ball	0.0	30	Ball-Ball	0.0
26	48	Thomas-Turkington	0.0	48	Thomas-Turkington	0.0	48	Thomas-Turkington	0.0
27	99	Keen-McAlpine	0.0	99	Keen-McAlpine	0.0	99	Keen-McAlpine	0.0



Session Start: 10:57:31 - Finish: 11:27:33
Weather/Track Conditions: Cloud/Dry
Circuit: Donington Park National
Track Length: 3.185 Km - 1.9791 miles

Donington Historic Festival - 28 - 30 Apr 2017

Stirling Moss Trophy for Pre- 61 Sports Cars Race 8 - Starting Grid

Sheet No:

Start Time : 15:25 - Heat Duration : 1 Hour

13	25	68 Marc Gordon	26	24 Ward-Ward
12	23	19 Emmerling-Hooper	24	26 Bernberg-Ugo
11	21	18 Ditheridge-Cannell	22	111 Hans Hübner
10	19	7 Cooke-Girado	20	5 Michael Malone
9	17	39 Louis Zurstrassen	18	21 Yates-Mitchell
8	15	10 Gillett-Smith	16	30 Ball-Ball
7	13	4 Champion-Stretton	14	42 Paul Woolley
6	11	60 Guy Peeters	12	29 Bellinger-Bellinger
5	9	12 Brooks-Smith	10	66 Maers-Martin
4	7	117 Milner-Greensall	8	16 Richard Kent
3	5	20 Bennett-Coyne	6	2 Monteverde-Pearson
2	3	1 Bryant-Bryant	4	48 Thomas-Turkington
1	1	41 Chris Ward	2	8 Wood-Nuthall
ROW	Pole Right			

These results are provisional until the conclusion of any judicial and technical matters.		<p style="text-align: right; margin: 0;"><i>Circuit: Donington Park National</i></p> <p style="text-align: right; margin: 0;"><i>Track Length: 3.185 Km - 1.9791 miles</i></p>
Clerk of the Course:	Timekeeper:	Issued at:
Julian Floyd	Nick Palmer	

Donington Historic Festival - 28 - 30 Apr 2017

'1000km' for pre-73 Prototype, Touring and GT Cars Qualifying for Race 10 - Classification

Sheet No:

POS	NO	DRIVER/S	CLASS	CLASS POS	CAR MAKE / MODEL	TIME	ON	LAPS	GAP	DIFF	MPH
1	9	Gibson-Ward	P6	1	Lola T70 Mk3B	1:08.408	15	18			104.15
2	6	Voyazides-Hadfield	P6	2	Lola T70 Mk3B	1:08.669	24	24	0.261	0.261	103.75
3	81	Beighton-Greensall	P6	3	Lola T70 Mk3B	1:09.635	21	22	1.227	0.966	102.31
4	146	Michael Whitaker	P2	1	Lola T70 Mk2	1:12.940	17	18	4.532	3.305	97.68
5	12	Brooks-Beebee	P3	1	Chevron B8	1:14.825	19	20	6.417	1.885	95.22
6	1	Bryant-Bryant	P2	2	Ford GT40	1:15.559	15	18	7.151	0.734	94.29
7	15	Emberson-Wykeham	P3	2	Chevron B8	1:15.813	16	17	7.405	0.254	93.98
8	46	Wright-Wolfe	P2	3	Ford GT40	1:15.832	10	17	7.424	0.019	93.95
9	22	Roschmann-Roschmann	TC3	1	BMW CSL	1:17.421	15	16	9.013	1.589	92.02
10	43	Till Bechtolsheimer	P3	3	Chevron B8	1:17.900	4	16	9.492	0.479	91.46
11	72	Jamie Boot	P4	1	Chevron B16	1:18.434	11	12	10.026	0.534	90.84
12	51	Karsten Le Blanc	P2	4	Ford GT40	1:18.455	19	19	10.047	0.021	90.81
13	23	Perfetti-Rovelli	GT1	1	Lotus Elan 26R GTi	1:21.111	15	17	12.703	2.656	87.84
14	80	Mursall-Mursall	TC3	2	BMW CSL 3.0	1:22.334	4	7	13.926	1.223	86.53

Cars 22 & 23 require working transponders - Regulation Q.12.2.1 refers.
A 30 second penalty will be applied if not working in the race.

Session Start: 11:38:00 - Finish: 12:08:02
Weather/Track Conditions: Cloud/Dry
Circuit: Donington Park National
Track Length: 3.185 Km - 1.9791 miles

These results are provisional until the conclusion of any judicial and technical matters.

Clerk of the Course: <div style="text-align: right;">Julian Floyd</div>	Timekeeper: <div style="text-align: right;">Nick Palmer</div>	Issued at:
--	--	------------

Donington Historic Festival - 28 - 30 Apr 2017

'1000km' for pre-73 Prototype, Touring and GT Cars

Qualifying for Race 10 - Sector Analysis

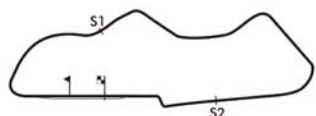
1 Bryant-Bryant (P2)										Ford GT40									
lap	Sect-1	Speed	Sect-2	Speed	Sect-3	Speed	TopSpeed	laptime	pit	lap	Sect-1	Speed	Sect-2	Speed	Sect-3	Speed	Topspeed	laptime	pit
1	27.259	85.8	46.424	111.5	16.883			1:30.566		10	22.065	108.5	40.910	133.1	13.983	114.9		1:16.958	
2	24.420	94.4	45.160	114.1	16.028			1:25.608		11	21.952	109.3	42.560	135.2	14.075			1:18.587	
3	24.958	92.0	43.325	125.6	14.910	113.4		1:23.193		12	21.705	113.0	40.624	135.2	13.705	115.1		1:16.034	
4	23.303	95.6	43.398	120.5	14.831	114.7		1:21.532		13	21.739	112.8	40.592	133.3	13.553	119.0		1:15.884	
5	23.621	93.8	42.444	125.6	15.138	112.6		1:21.203		14	21.738	112.4	42.370	123.8	14.122	117.3		1:18.230	
6	23.560	95.1	42.526	128.0	14.941	108.6		1:21.027		15	21.460	115.1	40.556	135.7	13.543			1:15.559	
7	23.802	97.8	42.907	120.9	14.877			1:21.586		16	22.040	103.8	45.440	81.6	14.820			1:22.300	
8	23.403	99.1	42.933	125.9	14.641	112.2		1:20.977		17	21.476	111.1	40.706	135.7	13.783			1:15.965	
9	4:31.256	88.8	43.191	119.0	14.477			5:28.924	P	18	21.474	113.5	45.793	86.3	In			1:32.995	P

6 Voyazides-Hadfield (P6)										Lola T70 Mk3B									
lap	Sect-1	Speed	Sect-2	Speed	Sect-3	Speed	TopSpeed	laptime	pit	lap	Sect-1	Speed	Sect-2	Speed	Sect-3	Speed	Topspeed	laptime	pit
1	23.718	99.9	43.911	134.4	14.007			1:21.636		13	20.554	123.9	37.527	143.6	12.618			1:10.699	
2	21.867	110.6	40.817	142.1	13.507	122.9		1:16.191		14	19.990	127.6	37.406	146.1	12.906	125.9		1:10.302	
3	21.157	116.2	39.837	142.4	13.342	124.0		1:14.336		15	20.066	128.8	38.025	146.1	12.608			1:10.699	
4	20.874	117.2	39.263	142.7	13.297	122.9		1:13.434		16	19.837	127.8	36.978	147.7	12.536	128.5		1:09.351	
5	20.823	118.1	38.968	143.9	13.348			1:13.139		17	20.897	100.3	38.300	146.4	12.433			1:11.630	
6	24.250	93.2	41.457	135.2	14.105			1:19.812		18	19.587	131.3	37.018	147.3	12.470	127.3		1:09.075	
7	21.975	117.0	39.593	143.3	13.216			1:14.784		19	19.716	128.3	36.888	147.0	12.348			1:08.952	
8	22.874	114.9	38.784	143.6	13.028	126.1		1:14.686		20	19.735	117.7	37.213	145.7	12.350			1:09.298	
9	20.892	109.7	40.574	145.1	13.051	125.9		1:14.517		21	19.582	131.5	36.837	144.8	12.297			1:08.716	
10	20.981	121.2	38.630	145.1	13.147	123.8		1:12.758		22	19.879	132.8	37.124	146.1	12.289	129.2		1:09.292	
11	21.735	112.6	40.563	110.7	In			1:22.517	P	23	19.732	121.4	38.028	145.7	12.494			1:10.254	
12		114.9	38.731	143.6	12.848	126.3		1:56.939	P	24	19.590	132.6	36.950	145.4	12.129	129.5		1:08.669	

9 Gibson-Ward (P6)										Lola T70 Mk3B									
lap	Sect-1	Speed	Sect-2	Speed	Sect-3	Speed	TopSpeed	laptime	pit	lap	Sect-1	Speed	Sect-2	Speed	Sect-3	Speed	Topspeed	laptime	pit
1	23.345	92.8	44.306	124.9	14.667			1:22.318		10	20.300	106.3	37.267	141.5	12.320	129.0		1:09.887	
2	21.281	103.7	41.037	141.2	13.317	127.3		1:15.635		11	19.854	125.2	37.025	138.0	12.258	129.2		1:09.137	
3	20.811	118.5	39.870	142.4	13.265	126.1		1:13.946		12	19.799	130.8	36.852	142.7	12.200	129.0		1:08.851	
4	20.825	117.2	39.719	142.1	13.152			1:13.696		13	19.762	126.9	36.632	145.1	12.684	127.8		1:09.078	
5	20.804	113.3	39.389	142.1	13.256			1:13.449		14	19.490	132.3	39.228	126.1	13.030			1:11.748	
6	21.354	116.8	39.321	142.7	In			1:20.086	P	15	19.564	127.6	36.639	144.5	12.205			1:08.408	
7	Out	99.7	42.931	124.9	13.629	122.9		3:42.357	P	16	24.714	80.2	43.729	99.0	In			1:29.213	P
8	20.652	120.1	38.263	138.5	12.622			1:11.537		17	Out	103.8	42.825	121.1	12.918			5:15.593	P
9	20.173	124.8	36.853	141.2	12.425	127.5		1:09.451		18	19.649	128.8	37.001	143.0	12.449			1:09.099	

12 Brooks-Beebe (P3)										Chevron B8									
lap	Sect-1	Speed	Sect-2	Speed	Sect-3	Speed	TopSpeed	laptime	pit	lap	Sect-1	Speed	Sect-2	Speed	Sect-3	Speed	Topspeed	laptime	pit
1	25.068	102.4	44.951	114.7	14.661	105.9		1:24.680		11	21.769	112.6	40.009	125.4	13.885			1:15.663	
2	22.329	110.9	42.886	120.0	15.382	106.5		1:20.597		12	21.652	109.3	40.353	120.7	13.665			1:15.670	
3	22.456	102.0	41.089	121.8	13.632	110.0		1:17.177		13	21.845	110.4	43.876	77.0	15.606			1:21.327	
4	21.925	113.3	40.264	123.1	13.695			1:15.884		14	22.338	103.2	45.830	89.5	14.114	112.2		1:22.282	
5	22.040	112.0	41.150	124.0	14.177	111.1		1:17.367		15	22.198	113.3	47.176	87.1	15.236			1:24.610	
6	22.255	114.1	40.175	120.9	13.587			1:16.017		16	21.847	111.3	40.822	120.7	13.787			1:16.456	
7	22.240	113.5	41.221	99.3	In			1:25.343	P	17	21.629	110.6	44.225	109.1	14.241			1:20.095	
8	Out	104.6	41.694	116.3	14.587	110.2		3:22.704	P	18	21.583	110.6	40.190	122.2	13.538	111.3		1:15.311	
9	22.060	109.0	40.086	121.5	13.643			1:15.789		19	21.598	113.1	39.701	123.1	13.526			1:14.825	
10	22.397	108.5	39.831	122.9	13.506	112.6		1:15.734		20	23.487	98.8	44.512	90.0	In			1:32.997	P

15 Emberson-Wykeham (P3)										Chevron B8										
lap	Sect-1	Speed	Sect-2	Speed	Sect-3	Speed	TopSpeed	laptime	pit	lap	Sect-1	Speed	Sect-2	Speed	Sect-3	Speed	Topspeed	laptime	pit	
1	24.775	93.3	44.464	119.2	15.714	104.1		1:24.953		10	22.142	107.6	41.001	122.2	13.798	109.1		1:16.941		
2	23.575	104.5	43.567	121.3	14.365	107.0		1:21.507		11	22.130	111.7	40.196	125.2	14.473			1:16.799		
3	22.935	106.9	42.362	120.2	14.508			1:19.805		12	21.800	110.2	41.920	122.6	13.775	109.8		1:17.495		
4	23.032	103.0	42.416	120.7	14.307	107.0		1:19.755		13	22.380	108.5	40.525	125.4	13.677			1:16.582		
5	22.896	102.6	42.071	120.5	14.512	104.1		1:19.479		14	22.080	107.3	41.703	123.3	14.587			1:18.370		
6	23.629	99.1	41.861	120.7	14.890	104.6		1:20.380		15	22.608	105.8	40.865	124.5	13.688			1:17.161		
7	23.452	94.6	42.443	117.7	14.377	105.5		1:20.272		16	21.836	110.9	40.503	124.9	13.474	110.6		1:15.813		
8	23.783	92.8	42.678	115.5	In			1:27.977	P	17	24.380	77.5	44.301	97.0	In			1:31.782	P	
9	Out	96.9	42.964	121.1	14.229			3:09.331	P	18										



Session Start: 11:38:00 - Finish: 12:08:02

Weather/Track Conditions: Cloud/Dry

Circuit: Donington Park National

Track Length: 3.185 Km - 1.9791 miles

Donington Historic Festival - 28 - 30 Apr 2017

'1000km' for pre-73 Prototype, Touring and GT Cars

Qualifying for Race 10 - Sector Analysis

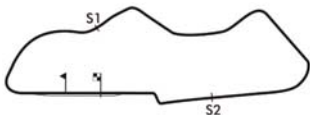
22 Roschmann-Roschmann (TC3)										BMW CSL									
lap	Sect-1	Speed	Sect-2	Speed	Sect-3	Speed	TopSpeed	laptime	pit	lap	Sect-1	Speed	Sect-2	Speed	Sect-3	Speed	Topspeed	laptime	pit
1								1:23.119		9			In					3:35.611	P
2								1:19.686		10								1:17.766	
3								1:19.308		11								1:17.593	
4								1:18.115		12								1:17.438	
5								1:18.130		13								1:21.073	
6								1:28.962		14								1:17.472	
7								1:23.898		15								1:17.421	
8								1:28.060		16								1:32.972	

23 Perfetti-Rovelli (GT1)										Lotus Elan 26R GTi									
lap	Sect-1	Speed	Sect-2	Speed	Sect-3	Speed	TopSpeed	laptime	pit	lap	Sect-1	Speed	Sect-2	Speed	Sect-3	Speed	Topspeed	laptime	pit
1								1:25.652		10								1:23.408	
2								1:24.650		11								1:23.322	
3								1:26.340		12								1:26.593	
4								1:24.407		13								1:23.048	
5								1:32.188		14								1:22.161	
6			In		In			2:48.480	P	15								1:21.111	
7								1:28.384		16								1:21.454	
8								1:25.483		17								1:24.798	
9								1:23.446		18									

43 Till Bechtolsheimer (P3)										Chevron B8									
lap	Sect-1	Speed	Sect-2	Speed	Sect-3	Speed	TopSpeed	laptime	pit	lap	Sect-1	Speed	Sect-2	Speed	Sect-3	Speed	Topspeed	laptime	pit
1	26.002	91.8	46.105	122.0	14.944	108.8		1:27.051		9	24.962	91.2	43.341	119.8	14.953			1:23.256	
2	23.195	98.0	44.487	122.9	15.668	105.4		1:23.350		10	22.829	101.0	42.273	123.8	14.535			1:19.637	
3	23.214	92.8	42.313	124.5	14.190	109.7		1:19.717		11	22.930	103.8	42.048	123.8	14.197	108.8		1:19.175	
4	22.400	103.2	41.328	124.9	14.172	109.0		1:17.900		12	22.567	105.1	42.794	123.5	14.471	110.4		1:19.832	
5	4:10.406	69.3	48.051	102.5	In			5:24.201	P	13	22.751	103.5	42.240	123.8	14.041			1:19.032	
6	Out	97.0	43.304	121.5	14.776			4:19.599	P	14	22.709	105.3	42.157	122.2	14.070	108.1		1:18.936	
7	23.049	100.6	42.445	122.9	14.271	110.7		1:19.765		15	22.879	105.4	42.299	122.6	14.551			1:19.729	
8	22.450	106.6	42.843	119.6	38.689	92.2		1:43.982		16	22.770	107.4	41.894	123.5	14.408	108.1		1:19.072	

46 Wright-Wolfe (P2)										Ford GT40									
lap	Sect-1	Speed	Sect-2	Speed	Sect-3	Speed	TopSpeed	laptime	pit	lap	Sect-1	Speed	Sect-2	Speed	Sect-3	Speed	Topspeed	laptime	pit
1	23.853	101.0	44.507	126.8	14.651	112.6		1:23.011		10	21.592	113.5	40.109	132.5	14.131	115.5		1:15.832	
2	22.844	105.6	42.622	129.2	13.916			1:19.382		11	22.737	102.6	45.245	105.0	In			1:29.694	P
3	23.067	103.3	43.045	131.3	14.171	113.4		1:20.283		12	Out	96.3	44.109	130.2	13.955			4:34.336	P
4	22.772	106.4	42.065	129.0	14.474			1:19.311		13	22.381	106.3	42.235	130.5	14.183	115.3		1:18.799	
5	22.861	109.7	41.845	131.0	13.937	113.0		1:18.643		14	22.575	112.0	42.115	130.0	14.322	114.1		1:19.012	
6	23.235	105.3	47.923	96.7	In			1:33.527	P	15	22.386	110.8	41.766	128.5	13.907			1:18.059	
7	Out	99.0	42.125	131.3	14.606	113.4		4:17.040	P	16	23.142	106.4	42.409	127.5	13.793	113.9		1:19.344	
8	21.840	110.0	40.618	131.5	13.711	115.7		1:16.169		17	22.608	114.3	41.665	130.0	13.646	115.3		1:17.919	
9	21.722	112.0	40.476	131.3	13.958	116.3		1:16.156		18									

51 Karsten Le Blanc (P2)										Ford GT40									
lap	Sect-1	Speed	Sect-2	Speed	Sect-3	Speed	TopSpeed	laptime	pit	lap	Sect-1	Speed	Sect-2	Speed	Sect-3	Speed	Topspeed	laptime	pit
1	25.546	86.5	46.937	125.4	16.078	106.4		1:28.561		11	24.065	85.0	44.111	127.5	14.764			1:22.940	
2	23.844	94.1	44.067	112.8	15.451	112.4		1:23.362		12	23.024	102.7	42.234	127.5	14.517	110.7		1:19.775	
3	24.073	99.0	42.447	130.0	14.794	110.6		1:21.314		13	22.986	103.3	43.006	125.9	14.856			1:20.848	
4	22.680	104.1	41.830	132.3	14.652			1:19.162		14	22.400	105.8	42.645	127.5	14.873			1:19.918	
5	23.042	103.7	42.188	128.3	14.790	111.5		1:20.020		15	22.553	105.1	42.254	130.0	14.609	110.2		1:19.416	
6	22.712	106.8	44.429	101.4	16.256	104.9		1:23.397		16	25.415	90.4	46.835	101.7	In			1:35.169	P
7	24.527	93.7	45.453	123.1	15.365			1:25.345		17	Out	94.2	44.167	125.9	14.572	111.5		4:22.069	P
8	23.003	98.6	45.390	127.8	14.771	111.3		1:23.164		18	22.651	105.1	41.537	131.3	14.306	112.4		1:18.494	
9	22.735	102.6	42.129	129.5	14.805			1:19.669		19	22.518	105.3	41.661	130.5	14.276	113.4		1:18.455	
10	22.570	106.9	41.884	129.7	14.396	111.8		1:18.850		20									



Session Start: 11:38:00 - Finish: 12:08:02

Weather/Track Conditions: Cloud/Dry

Circuit: Donington Park National

Track Length: 3.185 Km - 1.9791 miles

Donington Historic Festival - 28 - 30 Apr 2017

'1000km' for pre-73 Prototype, Touring and GT Cars

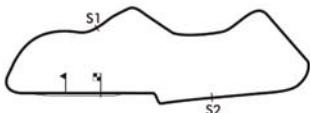
Qualifying for Race 10 - Sector Analysis

72 Jamie Boot (P4)										Chevron B16										
lap	Sect-1	Speed	Sect-2	Speed	Sect-3	Speed	TopSpeed	laptime	pit	lap	Sect-1	Speed	Sect-2	Speed	Sect-3	Speed	Topspeed	laptime	pit	
1	25.557	97.0	45.180	114.5	15.159			1:25.896		7	23.849	104.5	43.266	117.7	16.605				1:23.720	
2	23.861	105.3	43.101	120.7	14.099			1:21.061		8	23.251	109.7	42.093	119.8	14.133	107.9			1:19.477	
3	23.229	96.2	43.371	122.9	14.845			1:21.445		9	23.094	106.8	41.999	120.9	13.980	107.9			1:19.073	
4	23.107	101.6	42.822	120.7	14.168			1:20.097		10	22.847	110.0	41.772	120.7	13.861				1:18.480	
5	22.882	107.3	42.531	120.9	14.020			1:19.433		11	22.781	108.3	41.894	120.2	13.759	108.8			1:18.434	
6	23.059	107.6	42.122	121.3	14.668	104.2		1:19.849		12	25.246	98.7	46.350	105.9	In				1:36.832	P

80 Mursall-Mursall (TC3)										BMW CSL 3.0										
lap	Sect-1	Speed	Sect-2	Speed	Sect-3	Speed	TopSpeed	laptime	pit	lap	Sect-1	Speed	Sect-2	Speed	Sect-3	Speed	Topspeed	laptime	pit	
1	24.666	104.6	47.970	81.8	18.445			1:31.081		5	24.507	110.2	44.887	112.2	15.573	98.4			1:24.967	
2	24.308	107.9	45.267	114.5	16.268	102.3		1:25.843		6	23.942	102.6	45.944	112.4	15.427				1:25.313	
3	24.640	103.7	44.943	112.8	14.851	101.6		1:24.434		7	24.739	106.6	45.144	111.8	In				1:38.948	P
4	23.483	111.7	43.754	113.2	15.097			1:22.334		8										

81 Beighton-Greensall (P6)										Lola T70 Mk3B										
lap	Sect-1	Speed	Sect-2	Speed	Sect-3	Speed	TopSpeed	laptime	pit	lap	Sect-1	Speed	Sect-2	Speed	Sect-3	Speed	Topspeed	laptime	pit	
1	23.588	102.7	42.240	134.7	14.380	119.0		1:20.208		12	20.531	115.7	37.761	143.9	12.758	127.3			1:11.050	
2	21.279	113.9	39.658	138.8	13.250	123.1		1:14.187		13	20.297	119.7	37.611	143.3	12.592				1:10.500	
3	20.782	115.1	41.092	138.3	13.307	122.4		1:15.181		14	20.110	119.7	37.622	144.2	12.431	128.3			1:10.163	
4	21.287	117.0	39.099	136.9	13.129	124.2		1:13.515		15	21.689	86.7	56.017	67.6	16.327				1:34.033	
5	20.829	116.4	38.528	141.5	12.865			1:12.222		16	20.134	120.6	40.435	120.5	13.043				1:13.612	
6	21.322	110.2	40.622	108.1	In			1:23.552	P	17	20.075	122.1	38.445	133.3	12.946	128.3			1:11.466	
7	Out	89.8	45.011	114.1	15.008	120.7		3:20.198	P	18	19.994	118.3	36.997	147.0	12.709	128.3			1:09.700	
8	21.604	115.1	40.223	136.6	13.470			1:15.297		19	19.983	123.9	37.122	145.4	12.636	128.3			1:09.741	
9	20.918	113.9	39.114	136.9	13.170			1:13.202		20	19.907	124.5	37.288	141.5	12.521				1:09.716	
10	20.703	117.7	38.558	142.7	12.914			1:12.175		21	19.925	121.0	37.280	145.4	12.430	129.5			1:09.635	
11	20.469	118.1	38.222	140.6	12.890	127.0		1:11.581		22	20.004	122.7	37.176	145.7	12.573	127.5			1:09.753	

146 Michael Whitaker (P2)										Lola T70 Mk2										
lap	Sect-1	Speed	Sect-2	Speed	Sect-3	Speed	TopSpeed	laptime	pit	lap	Sect-1	Speed	Sect-2	Speed	Sect-3	Speed	Topspeed	laptime	pit	
1	24.650	92.3	43.478	132.3	14.631			1:22.759		10	22.707	98.7	42.219	113.7	14.251				1:19.177	
2	22.437	105.6	40.695	139.1	14.305			1:17.437		11	21.126	104.8	41.018	143.9	13.712	123.3			1:15.856	
3	21.556	109.0	39.656	143.6	13.299	124.9		1:14.511		12	21.184	109.5	38.847	145.7	13.424				1:13.455	
4	21.227	107.9	39.337	144.8	14.999			1:15.563		13	20.861	108.1	39.027	145.4	13.302				1:13.190	
5	21.277	107.4	43.038	97.6	14.458	124.7		1:18.773		14	21.537	102.9	1:02.576	138.0	13.495				1:37.608	
6	21.203	110.0	40.531	135.5	13.506	124.5		1:15.240		15	20.735	109.0	39.060	145.4	13.883	123.8			1:13.678	
7	21.317	109.9	38.574	146.1	13.236			1:13.127		16	21.497	95.0	40.304	143.3	13.454				1:15.255	
8	22.519	104.8	41.405	116.7	In			1:30.086	P	17	20.708	113.0	38.819	145.1	13.413	126.3			1:12.940	
9	Out	81.3	46.846	97.2	16.311	116.9		4:43.938	P	18	23.861	93.4	46.310	107.6	In				1:31.711	P



Session Start: 11:38:00 - Finish: 12:08:02

Weather/Track Conditions: Cloud/Dry

Circuit: Donington Park National

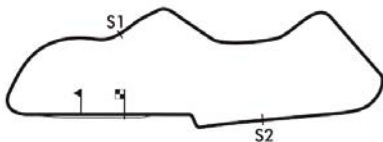
Track Length: 3.185 Km - 1.9791 miles

Donington Historic Festival - 28 - 30 Apr 2017

'1000km' for pre-73 Prototype, Touring and GT Cars

Qualifying for Race 10 - Best Sector Times

SECTOR 1			SECTOR 2			SECTOR 3			IDEAL / BEST LAP COMPARISON						
NO	TIME	LAP	NO	TIME	LAP	NO	TIME	LAP	NO	NAME	BEST	IN	IDEAL	DIFF	
1	9	19.490	14	9	36.632	13	6	12.129	24	9	Gibson-Ward	1:08.408	15	1:08.322	+0.086
2	6	19.582	21	6	36.837	21	9	12.200	12	6	Voyazides-Hadfield	1:08.669	24	1:08.548	+0.121
3	81	19.907	20	81	36.997	18	81	12.430	21	81	Beighton-Greensall	1:09.635	21	1:09.334	+0.301
4	146	20.708	17	146	38.574	7	146	13.236	7	146	Michael Whitaker	1:12.940	17	1:12.518	+0.422
5	1	21.460	15	12	39.701	19	15	13.474	16	12	Brooks-Beebee	1:14.825	19	1:14.790	+0.035
6	12	21.583	18	46	40.109	10	12	13.506	10	1	Bryant-Bryant	1:15.559	15	1:15.559	+0.000
7	46	21.592	10	15	40.196	11	1	13.543	15	15	Emberson-Wykehar	1:15.813	16	1:15.470	+0.343
8	15	21.800	12	1	40.556	15	46	13.646	17	46	Wright-Wolfe	1:15.832	10	1:15.347	+0.485
9	43	22.400	4	43	41.328	4	72	13.759	11	22	Roschmann-Roschr	1:17.421	15		+
10	51	22.400	14	51	41.537	18	43	14.041	13	43	Till Bechtolsheimer	1:17.900	4	1:17.769	+0.131
11	72	22.781	11	72	41.772	10	51	14.276	19	72	Jamie Boot	1:18.434	11	1:18.312	+0.122
12	80	23.483	4	80	43.754	4	80	14.851	3	51	Karsten Le Blanc	1:18.455	19	1:18.213	+0.242
13	21			21			21			23	Perfetti-Rovelli	1:21.111	15		+
14	22			22			22			80	Mursall-Mursall	1:22.334	4	1:22.088	+0.246
15	23			23			23								



Session Start: 11:38:00 - Finish: 12:08:02

Weather/Track Conditions: Cloud/Dry

Circuit: Donington Park National

Track Length: 3.185 Km - 1.9791 miles

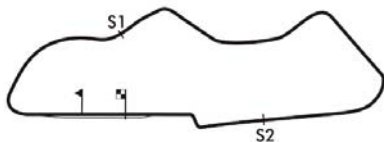


Donington Historic Festival - 28 - 30 Apr 2017

'1000km' for pre-73 Prototype, Touring and GT Cars

Qualifying for Race 10 - Best Sector Speeds

	NO	SECTOR 1	MPH	NO	SECTOR 2	MPH	NO	SECTOR 3	MPH
1	6	Voyazides-Hadfield	132.8	6	Voyazides-Hadfield	147.7	6	Voyazides-Hadfield	129.5
2	9	Gibson-Ward	132.3	81	Beighton-Greensall	147.0	81	Beighton-Greensall	129.5
3	81	Beighton-Greensall	124.5	146	Michael Whitaker	146.1	9	Gibson-Ward	129.2
4	1	Bryant-Bryant	115.1	9	Gibson-Ward	145.1	146	Michael Whitaker	127.3
5	46	Wright-Wolfe	114.3	1	Bryant-Bryant	135.7	1	Bryant-Bryant	119.0
6	12	Brooks-Beebee	114.1	46	Wright-Wolfe	132.5	46	Wright-Wolfe	116.9
7	146	Michael Whitaker	113.0	51	Karsten Le Blanc	132.3	51	Karsten Le Blanc	113.4
8	15	Emberson-Wykeham	111.7	12	Brooks-Beebee	125.4	12	Brooks-Beebee	112.6
9	80	Mursall-Mursall	111.7	15	Emberson-Wykeham	125.4	43	Till Bechtolsheimer	110.7
10	72	Jamie Boot	110.0	43	Till Bechtolsheimer	124.9	15	Emberson-Wykeham	110.6
11	43	Till Bechtolsheimer	107.4	72	Jamie Boot	122.9	72	Jamie Boot	108.8
12	51	Karsten Le Blanc	106.9	80	Mursall-Mursall	114.5	80	Mursall-Mursall	102.3
13	21	Marcus Jewell	0.0	21	Marcus Jewell	0.0	21	Marcus Jewell	0.0
14	22	Roschmann-Roschmann	0.0	22	Roschmann-Roschmann	0.0	22	Roschmann-Roschmann	0.0
15	23	Perfetti-Rovelli	0.0	23	Perfetti-Rovelli	0.0	23	Perfetti-Rovelli	0.0



Session Start: 11:38:00 - Finish: 12:08:02
Weather/Track Conditions: Cloud/Dry
Circuit: Donington Park National
Track Length: 3.185 Km - 1.9791 miles



Donington Historic Festival - 28 - 30 Apr 2017

'1000km' for pre-73 Prototype, Touring and GT Cars

Race 10 - Starting Grid

Sheet No:

Start Time : 17:40 - Heat Duration : 1 Hour 30 Minutes

7	13	23 Perfetti-Rovelli	14	80 Mursall-Mursall
6	11	72 Jamie Boot	12	51 Karsten Le Blanc
5	9	22 Roschmann-Roschmann	10	43 Till Bechtolsheimer
4	7	15 Emberson-Wykeham	8	46 Wright-Wolfe
3	5	12 Brooks-Beebee	6	1 Bryant-Bryant
2	3	81 Beighton-Greensall	4	146 Michael Whitaker
1	1	9 Gibson-Ward	2	6 Voyazides-Hadfield
ROW	Pole Right			

These results are provisional until the conclusion of any judicial and technical matters.		Circuit: Donington Park National Track Length: 3.185 Km - 1.9791 miles
Clerk of the Course: <div style="text-align: right;">Julian Floyd</div>	Timekeeper: <div style="text-align: right;">Nick Palmer</div>	Issued at:

Donington Historic Festival - 28 - 30 Apr 2017

Jaguar Classic Challenge for pre-66 Jaguar cars Qualifying for Race 13 - Classification

Sheet No:

POS	NO	DRIVER/S	CLASS	CLASS POS	CAR MAKE / MODEL	TIME	ON	LAPS	GAP	DIFF	MPH
1	86	Gary Pearson	E	1	Jaguar E-Type	1:19.880	10	15			89.19
2	145	Riley-Short	E	2	Jaguar E-Type	1:19.883	14	14	0.003	0.003	89.19
3	92	Thomas-Lockie	E	3	Jaguar E-Type	1:20.353	15	15	0.473	0.470	88.67
4	2	Folch-Hadfield	E	4	Jaguar E-Type	1:20.416	15	15	0.536	0.063	88.60
5	21	Dodd-Dodd	E	5	Jaguar E-Type	1:21.410	14	14	1.530	0.994	87.52
6	89	Michael Wrigley	D	1	Jaguar E-Type	1:21.850	12	16	1.970	0.440	87.05
7	52	Robert Oldershaw	E	6	Jaguar E-Type	1:22.016	11	15	2.136	0.166	86.87
8	10	Simon Butler	E	7	Jaguar E-Type	1:23.665	11	13	3.785	1.649	85.16
9	66	Milner-Greensall	D	2	Jaguar E-Type	1:23.862	15	15	3.982	0.197	84.96
10	72	Jamie Boot	E	8	Jaguar E-Type	1:23.905	5	7	4.025	0.043	84.91
11	55	Melling-Minshaw	F	1	Jaguar E-Type	1:23.923	11	13	4.043	0.018	84.89
12	84	Read Gomm	E	9	Jaguar E-Type	1:23.968	15	15	4.088	0.045	84.85
13	14	Thomas-Turkington	E	10	Jaguar E-Type	1:24.317	8	9	4.437	0.349	84.50
14	4	Tim Mogridge	F	2	Jaguar E-Type	1:24.360	13	14	4.480	0.043	84.46
15	95	De Silva-Mitchell	E	11	Jaguar E-Type	1:25.041	5	14	5.161	0.681	83.78
16	11	Wakeman-Hall	E	12	Jaguar E-Type	1:25.383	14	15	5.503	0.342	83.44
17	9	Ben Eastick	C	1	Jaguar D-Type	1:25.384	11	14	5.504	0.001	83.44
18	38	Gray-Brewer	F	3	Jaguar E-Type	1:26.655	8	15	6.775	1.271	82.22
19	82	Bob Binfield	D	3	Jaguar E-Type	1:27.179	14	14	7.299	0.524	81.72
20	17	Gate-Coyne	E	13	Jaguar E-Type	1:27.357	7	16	7.477	0.178	81.56
21	25	John Burton	D	4	Jaguar E-Type	1:28.195	10	14	8.315	0.838	80.78
22	36	Ian Simmonds	E	14	Jaguar E-Type	1:28.697	9	11	8.817	0.502	80.33
23	5	John Truslove	D	5	Jaguar E-Type	1:29.194	11	15	9.314	0.497	79.88
24	23	Roger Cope	B	1	Jaguar Mk1	1:29.600	5	5	9.720	0.406	79.52
25	93	Hans Huebner	E	15	Jaguar E-Type	1:29.650	9	9	9.770	0.050	79.47
26	70	Les Ely	E	16	Jaguar E-Type	1:30.324	1	3	10.444	0.674	78.88
27	68	Marc Gordon	A	1	Jaguar XK150	1:30.694	9	14	10.814	0.370	78.56
28	77	Tim Whitworth	E	17	Jaguar E-Type	1:30.786	13	14	10.906	0.092	78.48
29	90	Watson-O'Connell	F	4	Jaguar E-Type	1:30.967	3	8	11.087	0.181	78.32
30	12	Andy Keith-Lucas	Inv	1	Jaguar XK120	1:31.391	12	14	11.511	0.424	77.96
31	64	James Paterson	F	5	Jaguar E-Type	1:32.326	7	11	12.446	0.935	77.17
32	49	Diane Osborne	B	2	Jaguar Mk1	1:36.504	9	11	16.624	4.178	73.83
33	58	Pearce-Lenthall	B	3	Jaguar Mk2	1:36.682	4	11	16.802	0.178	73.69
34	16	Kerry Wilson	B	4	Jaguar Mk11	1:44.249	8	9	24.369	7.567	68.34
35	30	Woodbridge-Rowley	A	2	Jaguar XK120	1:47.149	6	7	27.269	2.900	66.49
36	155	Alistair Dyson	D	6	Jaguar E-Type			1			0.00

Cars 14 & 90 require working transponders - Regulation Q.12.2.1 refers.
A 30 second penalty will be applied if not working in the race.

Session Start: 12:15:16 - Finish: 12:40:20
Weather/Track Conditions: Bright / Dry
Circuit: Donington Park National
Track Length: 3.185 Km - 1.9791 miles

These results are provisional until the conclusion of any judicial and technical matters.

Clerk of the Course: <div style="text-align: right;">Julian Floyd</div>	Timekeeper: <div style="text-align: right;">Nick Palmer</div>	Issued at:
--	--	------------

Donington Historic Festival - 28 - 30 Apr 2017

Jaguar Classic Challenge for pre-66 Jaguar cars

Qualifying for Race 13 - Sector Analysis

2 Folch-Hadfield (E)										Jaguar E-Type									
lap	Sect-1	Speed	Sect-2	Speed	Sect-3	Speed	TopSpeed	laptime	pit	lap	Sect-1	Speed	Sect-2	Speed	Sect-3	Speed	Topspeed	laptime	pit
1	24.857	101.3	45.601	119.4	16.859			1:27.317		9	23.460	105.8	43.867	124.5	14.493			1:21.820	
2	24.491	101.2	45.239	117.1	15.837	106.9		1:25.567		10	23.423	109.9	43.282	124.5	15.986	103.7		1:22.691	
3	24.092	102.3	44.833	124.2	15.402	108.3		1:24.327		11	23.754	110.4	43.398	126.1	14.730			1:21.882	
4	23.960	101.3	45.236	123.5	15.110			1:24.306		12	23.731	111.5	45.321	125.6	14.458			1:23.510	
5	24.922	85.4	44.668	123.3	15.184			1:24.774		13	23.314	105.9	44.711	124.7	15.095	104.9		1:23.120	
6	24.500	90.7	44.490	123.5	14.887			1:23.877		14	26.836	92.3	43.301	124.7	14.521	108.6		1:24.658	
7	23.815	104.8	43.507	124.7	15.015	108.6		1:22.337		15	23.393	114.3	42.469	126.1	14.554	110.4		1:20.416	
8	2:53.423	84.1	45.976	124.7	14.864			3:54.263	P	16									

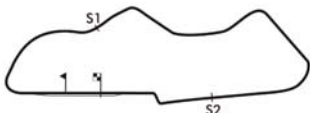
4 Tim Mogridge (F)										Jaguar E-Type									
lap	Sect-1	Speed	Sect-2	Speed	Sect-3	Speed	TopSpeed	laptime	pit	lap	Sect-1	Speed	Sect-2	Speed	Sect-3	Speed	Topspeed	laptime	pit
1	26.276	81.7	48.092	113.9	15.553			1:29.921		8	24.194	103.2	45.464	116.5	In			1:31.793	P
2	25.630	87.1	47.999	116.3	15.995	103.6		1:29.624		9	Out	97.4	44.900	118.3	15.380	103.1		2:40.844	P
3	24.781	96.7	45.741	119.2	16.064	101.7		1:26.586		10	24.455	102.9	45.771	117.3	16.017	104.2		1:26.243	
4	25.262	96.7	46.094	117.3	15.248	105.4		1:26.604		11	24.377	97.0	47.060	63.8	18.432	102.8		1:29.869	
5	24.580	102.0	46.644	115.3	16.067			1:27.291		12	26.720	79.3	46.242	118.3	15.263	105.0		1:28.225	
6	24.658	97.6	45.283	117.1	15.197	104.7		1:25.138		13	24.335	98.4	44.906	117.3	15.119			1:24.360	
7	24.912	99.6	45.757	116.7	15.318			1:25.987		14	26.939	81.4	54.123	79.6	In			1:46.652	P

5 John Truslove (D)										Jaguar E-Type									
lap	Sect-1	Speed	Sect-2	Speed	Sect-3	Speed	TopSpeed	laptime	pit	lap	Sect-1	Speed	Sect-2	Speed	Sect-3	Speed	Topspeed	laptime	pit
1	28.925	83.2	52.912	94.6	17.850	85.0		1:39.687		9	25.760	93.5	48.075	109.5	15.931			1:29.766	
2	27.312	90.5	50.818	100.2	18.178			1:36.308		10	28.693	90.2	56.801	108.6	16.181	96.1		1:41.675	
3	26.369	91.9	48.584	109.8	16.605			1:31.558		11	25.097	98.4	47.899	109.8	16.198	95.0		1:29.194	
4	25.534	96.3	49.015	107.2	18.119			1:32.668		12	27.620	78.6	51.008	106.5	16.886			1:35.514	
5	26.010	93.8	48.253	109.3	16.353			1:30.616		13	25.634	90.2	48.889	100.3	17.354	91.2		1:31.877	
6	25.533	96.7	47.379	110.6	16.347	93.6		1:29.259		14	27.681	88.2	51.247	108.3	16.539			1:35.467	
7	26.464	93.8	47.844	110.9	16.397			1:30.705		15	25.333	99.9	48.769	105.4	In			1:40.056	P
8	26.903	95.0	47.829	110.0	17.025			1:31.757		16									

9 Ben Eastick (C)										Jaguar D-Type									
lap	Sect-1	Speed	Sect-2	Speed	Sect-3	Speed	TopSpeed	laptime	pit	lap	Sect-1	Speed	Sect-2	Speed	Sect-3	Speed	Topspeed	laptime	pit
1	26.424	89.4	47.655	115.1	16.021			1:30.100		8	24.483	99.7	45.881	120.7	16.079	100.6		1:26.443	
2	25.391	91.6	48.244	117.7	15.881	101.9		1:29.516		9	24.938	94.2	46.848	122.2	15.580			1:27.366	
3	24.659	98.4	45.919	119.4	16.962			1:27.540		10	24.398	95.2	46.003	120.7	15.427	103.9		1:25.828	
4	24.931	94.7	46.523	119.6	15.619			1:27.073		11	24.525	100.3	45.731	120.0	15.128	104.6		1:25.384	
5	24.703	98.7	46.595	118.8	16.021			1:27.319		12	24.798	95.9	45.904	120.5	15.636			1:26.338	
6	24.885	97.8	45.674	119.4	15.789			1:26.348		13	25.648	92.4	46.693	118.5	15.539			1:27.880	
7	24.760	95.5	46.366	120.2	15.509	103.9		1:26.635		14	25.411	73.4	46.693	121.1	15.627	103.1		1:27.731	

10 Simon Butler (E)										Jaguar E-Type									
lap	Sect-1	Speed	Sect-2	Speed	Sect-3	Speed	TopSpeed	laptime	pit	lap	Sect-1	Speed	Sect-2	Speed	Sect-3	Speed	Topspeed	laptime	pit
1	27.382	69.2	55.665	114.1	16.517	104.6		1:39.564		8	26.039	101.8	46.293	116.3	15.850	104.6		1:28.182	
2	25.022	92.5	46.490	115.3	16.179	103.1		1:27.691		9	24.501	105.3	44.809	118.3	15.876			1:25.186	
3	25.287	88.1	48.855	108.1	In			1:38.345	P	10	24.179	100.4	49.667	116.7	15.656	102.6		1:29.502	
4	Out	100.4	45.697	116.7	16.185	104.6		2:12.264	P	11	24.123	106.3	44.333	119.6	15.209	103.6		1:23.665	
5	24.634	96.0	46.849	116.9	15.578			1:27.061		12	28.097	80.8	51.872	93.3	In			1:44.370	P
6	24.561	101.8	47.185	111.1	16.231			1:27.977		13	Out	94.7	49.849	111.7	17.182	100.6		3:46.470	P
7	24.167	104.5	45.468	119.2	15.231			1:24.866		14									

11 Wakeman-Hall (E)										Jaguar E-Type									
lap	Sect-1	Speed	Sect-2	Speed	Sect-3	Speed	TopSpeed	laptime	pit	lap	Sect-1	Speed	Sect-2	Speed	Sect-3	Speed	Topspeed	laptime	pit
1	25.661	89.1	47.541	110.9	16.175			1:29.377		9	25.091	89.5	46.428	120.7	14.905	107.2		1:26.424	
2	25.434	94.4	46.237	117.9	15.877			1:27.548		10	24.872	98.3	45.464	119.2	15.263			1:25.599	
3	24.714	92.4	45.558	121.1	15.689	105.5		1:25.961		11	26.119	76.0	47.679	119.2	15.965	107.2		1:29.763	
4	24.995	92.0	45.761	119.6	15.385			1:26.141		12	25.321	87.6	46.585	117.7	15.643	105.0		1:27.549	
5	24.682	97.6	45.291	122.2	15.539	106.2		1:25.512		13	25.420	94.3	46.354	115.5	15.638			1:27.412	
6	24.566	91.8	46.653	117.7	15.457			1:26.676		14	24.754	92.6	45.308	119.4	15.321			1:25.383	
7	24.735	94.1	48.309	90.6	In			1:36.369	P	15	25.194	89.2	49.982	98.3	17.169	79.2		1:32.345	
8	Out	82.4	48.906	112.0	15.751	105.4		2:53.485	P	16									



Session Start: 12:15:16 - Finish: 12:40:20
Weather/Track Conditions: Bright / Dry
Circuit: Donington Park National
Track Length: 3.185 Km - 1.9791 miles

Donington Historic Festival - 28 - 30 Apr 2017

Jaguar Classic Challenge for pre-66 Jaguar cars

Qualifying for Race 13 - Sector Analysis

12 Andy Keith-Lucas (Inv)										Jaguar XK120									
lap	Sect-1	Speed	Sect-2	Speed	Sect-3	Speed	TopSpeed	laptime	pit	lap	Sect-1	Speed	Sect-2	Speed	Sect-3	Speed	Topspeed	laptime	pit
1	31.982	77.5	53.989	88.8	17.936			1:43.907		8	26.267	98.3	48.081	111.5	17.299	93.1		1:31.647	
2	28.460	85.9	52.281	99.9	17.337	95.2		1:38.078		9	26.516	93.8	48.701	106.2	17.470	94.8		1:32.687	
3	28.532	81.5	51.714	94.8	17.355	93.3		1:37.601		10	26.724	93.5	47.880	110.7	16.820			1:31.424	
4	27.790	89.5	52.193	102.0	18.043	87.8		1:38.026		11	28.781	82.9	49.361	108.6	16.581	93.1		1:34.723	
5	27.185	91.0	51.575	87.8	17.820			2:36.580		12	26.869	91.9	47.704	111.7	16.818			1:31.391	
6	28.729	90.4	49.552	109.0	17.134			1:35.415		13	26.986	92.8	48.032	107.4	17.383			1:32.401	
7	27.082	80.6	48.857	104.2	17.154			1:33.093		14	27.804	87.9	51.012	101.4	17.093			1:35.909	

14 Thomas-Turkington (E)										Jaguar E-Type									
lap	Sect-1	Speed	Sect-2	Speed	Sect-3	Speed	TopSpeed	laptime	pit	lap	Sect-1	Speed	Sect-2	Speed	Sect-3	Speed	Topspeed	laptime	pit
1								1:28.697		6			In		In			3:13.526	P
2								1:24.823		7								1:25.770	
3								1:24.642		8								1:24.317	
4								1:24.648		9								1:24.769	
5								1:29.220		10									

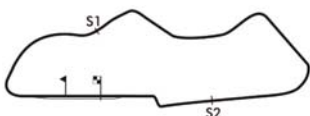
16 Kerry Wilson (B)										Jaguar Mk11									
lap	Sect-1	Speed	Sect-2	Speed	Sect-3	Speed	TopSpeed	laptime	pit	lap	Sect-1	Speed	Sect-2	Speed	Sect-3	Speed	Topspeed	laptime	pit
1	33.480	65.5	1:03.084	85.3	20.093			1:56.657		6	29.799	81.3	55.816	89.2	20.212			1:45.827	
2	31.184	75.5	58.004	87.3	19.210			1:48.398		7	30.227	74.0	55.913	90.0	19.050			1:45.190	
3	8:31.769	71.1	57.704	87.4	18.929			9:48.402	P	8	29.954	76.6	55.628	89.9	18.667	78.9		1:44.249	
4	30.672	70.2	56.040	89.7	18.818	77.8		1:45.530		9	30.374	69.0	57.151	90.4	18.569			1:46.094	
5	30.404	78.5	55.281	88.7	19.266	77.5		1:44.951		10									

17 Gate-Coyne (E)										Jaguar E-Type									
lap	Sect-1	Speed	Sect-2	Speed	Sect-3	Speed	TopSpeed	laptime	pit	lap	Sect-1	Speed	Sect-2	Speed	Sect-3	Speed	Topspeed	laptime	pit
1	26.784	86.1	49.523	108.4	16.709			1:33.016		9	24.661	93.2	47.609	114.9	15.729			1:27.999	
2	26.947	87.3	47.779	112.6	16.299	99.3		1:31.025		10	24.978	90.4	48.284	109.1	16.203			1:29.465	
3	25.315	96.3	46.859	112.2	15.854			1:28.028		11	25.295	88.4	48.347	117.5	16.524	100.5		1:30.166	
4	25.614	89.7	48.183	113.0	16.234			1:30.031		12	25.083	95.5	46.980	115.3	29.978	95.2		1:42.041	
5	25.633	86.5	48.972	110.4	16.881	101.6		1:31.486		13	26.201	86.8	48.800	110.6	16.252	98.3		1:31.253	
6	26.092	93.0	46.495	113.7	15.892	100.6		1:28.479		14	27.249	86.1	49.554	113.0	16.028			1:32.831	
7	24.655	96.0	46.550	114.5	16.152	100.6		1:27.357		15	25.159	89.7	47.624	114.3	15.650	99.5		1:28.433	
8	25.339	94.7	47.472	117.7	16.130	100.8		1:28.941		16	24.877	91.9	49.977	113.7	16.086			1:30.940	

21 Dodd-Dodd (E)										Jaguar E-Type									
lap	Sect-1	Speed	Sect-2	Speed	Sect-3	Speed	TopSpeed	laptime	pit	lap	Sect-1	Speed	Sect-2	Speed	Sect-3	Speed	Topspeed	laptime	pit
1	24.758	91.6	45.306	121.8	15.570	108.8		1:25.634		8	24.066	100.3	47.594	122.0	15.455			1:27.115	
2	23.749	86.3	46.522	120.9	15.129			1:25.400		9	24.728	94.6	45.154	117.9	15.406			1:25.288	
3	24.110	91.3	44.002	125.9	15.009	112.0		1:23.121		10	23.608	97.4	49.154	122.2	In			1:35.002	P
4	23.482	98.8	44.121	127.5	15.353	109.8		1:22.956		11	Out	98.6	45.492	86.9	15.978	110.4		3:34.016	P
5	23.803	98.0	44.815	126.3	In			1:30.888	P	12	24.558	93.2	44.586	126.6	15.256	108.3		1:24.400	
6	Out	84.7	46.604	107.9	17.513			3:46.556	P	13	26.550	94.3	45.471	125.9	14.707	106.7		1:26.728	
7	24.301	98.8	44.051	116.3	15.574			1:23.926		14	23.783	96.6	42.934	126.6	14.693	112.6		1:21.410	

23 Roger Cope (B)										Jaguar Mk1									
lap	Sect-1	Speed	Sect-2	Speed	Sect-3	Speed	TopSpeed	laptime	pit	lap	Sect-1	Speed	Sect-2	Speed	Sect-3	Speed	Topspeed	laptime	pit
1	26.892	88.0	49.494	109.0	16.818			1:33.204		4	25.513	100.0	47.884	111.3	16.666			1:30.063	
2	26.422	90.4	48.842	110.9	17.309	96.6		1:32.573		5	25.613	92.5	47.797	111.1	16.190	97.3		1:29.600	
3	25.352	97.8	47.640	111.1	19.186	89.5		1:32.178		6									

25 John Burton (D)										Jaguar E-Type									
lap	Sect-1	Speed	Sect-2	Speed	Sect-3	Speed	TopSpeed	laptime	pit	lap	Sect-1	Speed	Sect-2	Speed	Sect-3	Speed	Topspeed	laptime	pit
1	28.189	66.0	53.353	106.5	17.063			1:38.605		8	26.133	76.3	53.706	101.6	In			1:44.773	P
2	26.102	89.2	48.754	111.5	17.222	96.6		1:32.078		9	Out	90.2	47.598	113.9	16.226			2:50.279	P
3	26.682	84.2	50.685	110.2	16.596	94.7		1:33.963		10	24.806	97.0	46.096	116.1	17.293			1:28.195	
4	25.442	93.2	47.589	113.0	16.061	96.7		1:29.092		11	25.195	88.2	47.250	114.5	16.409			1:28.854	
5	25.820	90.1	49.319	114.3	16.316	97.0		1:31.455		12	26.242	98.3	47.657	115.1	16.020			1:29.919	
6	26.214	80.5	48.305	112.6	16.348			1:30.867		13	27.275	86.8	46.554	114.5	15.882	99.3		1:29.711	
7	25.469	93.2	47.421	114.5	16.054			1:28.944		14	25.309	91.4	46.407	114.3	17.646			1:29.362	



Session Start: 12:15:16 - Finish: 12:40:20

Weather/Track Conditions: Bright / Dry

Circuit: Donington Park National

Track Length: 3.185 Km - 1.9791 miles

Donington Historic Festival - 28 - 30 Apr 2017

Jaguar Classic Challenge for pre-66 Jaguar cars

Qualifying for Race 13 - Sector Analysis

30 Woodbridge-Rowley (A)									Jaguar XK120											
lap	Sect-1	Speed	Sect-2	Speed	Sect-3	Speed	TopSpeed	laptime	pit	lap	Sect-1	Speed	Sect-2	Speed	Sect-3	Speed	Topspeed	laptime	pit	
1	32.578	72.4	56.654	93.4	18.827	85.7		1:48.059		5	35.089	58.9	59.851	79.0	20.509	85.3			1:55.449	
2	29.631	73.8	58.805	90.1	18.825	86.2		1:47.261		6	29.953	73.3	56.273	87.6	20.923	80.7			1:47.149	
3	30.518	69.2	58.954	92.6	18.996			1:48.468		7	31.343	60.2	58.318	94.3	In				2:08.392	P
4	31.277	74.7	58.442	91.2	19.016	79.3		1:48.735		8										

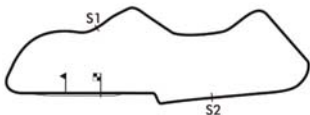
36 Ian Simmonds (E)									Jaguar E-Type											
lap	Sect-1	Speed	Sect-2	Speed	Sect-3	Speed	TopSpeed	laptime	pit	lap	Sect-1	Speed	Sect-2	Speed	Sect-3	Speed	Topspeed	laptime	pit	
1	26.761	91.2	49.682	112.8	16.501	99.9		1:32.944		7	25.295	87.7	49.295	114.7	16.563	102.2			1:31.153	
2	25.988	89.6	49.699	112.4	16.431	100.8		1:32.118		8	26.143	84.0	48.350	114.1	18.085				1:32.578	
3	25.671	88.3	49.879	111.3	16.755			1:32.305		9	25.030	83.1	47.025	116.5	16.642	100.0			1:28.697	
4	25.630	88.1	48.914	113.2	16.510			1:31.054		10	26.269	86.6	47.428	117.1	16.615				1:30.312	
5	25.263	82.3	47.983	113.2	15.914			1:29.160		11	25.678	90.1	46.987	116.9	16.853	102.3			1:29.518	
6	3:54.045	80.7	50.417	114.1	16.419	100.9		5:00.881	P	12										

38 Gray-Brewer (F)									Jaguar E-Type											
lap	Sect-1	Speed	Sect-2	Speed	Sect-3	Speed	TopSpeed	laptime	pit	lap	Sect-1	Speed	Sect-2	Speed	Sect-3	Speed	Topspeed	laptime	pit	
1	27.755	72.5	56.330	105.5	16.322	101.7		1:40.407		9	24.717	87.6	48.246	118.3	16.594	101.4			1:29.557	
2	26.074	90.4	48.030	115.9	16.057	102.0		1:30.161		10	26.212	87.6	47.759	104.4	In				1:39.769	P
3	25.615	87.3	46.835	115.9	16.475			1:28.925		11	Out	81.4	48.024	109.1	17.334				2:44.475	P
4	24.810	91.2	48.245	114.1	16.231	100.3		1:29.286		12	26.035	87.6	46.332	107.0	17.523	99.3			1:29.890	
5	24.912	95.0	47.195	115.7	15.987			1:28.094		13	25.450	85.5	47.131	118.5	15.664				1:28.245	
6	25.362	88.7	47.115	117.1	17.307	101.7		1:29.784		14	25.122	88.8	45.790	119.8	15.963				1:26.875	
7	25.135	90.7	46.254	116.9	16.959			1:28.348		15	25.649	82.2	46.964	119.8	15.931				1:28.544	
8	24.708	100.0	46.237	117.5	15.710	102.8		1:26.655		16										

49 Diane Osborne (B)									Jaguar Mk1											
lap	Sect-1	Speed	Sect-2	Speed	Sect-3	Speed	TopSpeed	laptime	pit	lap	Sect-1	Speed	Sect-2	Speed	Sect-3	Speed	Topspeed	laptime	pit	
1	28.430	84.3	53.759	98.2	17.356	93.0		1:39.545		7	Out	81.8	52.438	101.6	17.575	91.9			3:06.773	P
2	28.908	82.2	52.219	103.3	17.117			1:38.244		8	28.119	87.5	52.070	102.6	17.749				1:37.938	
3	27.601	83.9	50.883	103.9	18.473			1:36.957		9	28.018	84.7	51.061	104.1	17.425	91.0			1:36.504	
4	28.320	83.2	52.757	98.6	17.906			1:38.983		10	28.536	86.5	50.739	104.2	17.799				1:37.074	
5	28.377	67.3	54.543	102.3	17.217	91.9		1:40.137		11	29.562	79.8	51.810	101.6	In				1:45.829	P
6	27.958	82.8	52.647	98.6	In			1:48.017	P	12										

52 Robert Oldershaw (E)									Jaguar E-Type											
lap	Sect-1	Speed	Sect-2	Speed	Sect-3	Speed	TopSpeed	laptime	pit	lap	Sect-1	Speed	Sect-2	Speed	Sect-3	Speed	Topspeed	laptime	pit	
1	24.578	96.9	46.775	118.5	15.826			1:27.179		9	23.414	107.4	44.408	121.8	15.145	107.4			1:22.967	
2	25.105	102.1	45.563	118.8	15.459			1:26.127		10	23.884	105.4	43.822	122.0	14.727				1:22.433	
3	23.966	103.0	47.002	120.7	15.501			1:26.469		11	23.159	103.2	44.022	122.2	14.835	107.4			1:22.016	
4	23.682	105.3	45.124	118.5	In			1:29.699	P	12	23.405	104.1	45.362	121.3	15.518				1:24.285	
5	Out	91.8	50.779	103.6	18.122	101.7		4:10.736	P	13	26.297	87.7	45.856	119.6	15.242	109.1			1:27.395	
6	24.488	97.3	45.752	120.5	15.209			1:25.449		14	26.325	98.4	46.008	121.3	16.141	106.2			1:28.474	
7	23.523	107.3	45.798	117.7	15.203	106.0		1:24.524		15	23.881	99.7	43.758	122.2	15.238				1:22.877	
8	23.462	102.6	44.192	116.5	15.255	106.5		1:22.909		16										

55 Melling-Minshaw (F)									Jaguar E-Type											
lap	Sect-1	Speed	Sect-2	Speed	Sect-3	Speed	TopSpeed	laptime	pit	lap	Sect-1	Speed	Sect-2	Speed	Sect-3	Speed	Topspeed	laptime	pit	
1	28.676	82.7	55.344	103.1	18.707			1:42.727		8	Out	99.9	45.128	115.5	15.254	103.0			2:35.076	P
2	28.110	83.1	52.938	100.6	17.430	96.7		1:38.478		9	24.279	96.6	46.816	117.5	15.638				1:26.733	
3	27.851	80.3	51.201	106.5	17.849	97.6		1:36.901		10	24.087	101.6	44.961	118.3	15.079				1:24.127	
4	26.180	86.1	49.341	109.8	17.422			1:32.943		11	24.059	101.2	44.497	118.5	15.367				1:23.923	
5	26.152	88.5	49.026	109.3	17.198			1:32.376		12	24.102	97.6	44.831	117.7	15.305				1:24.238	
6	26.955	82.9	51.575	110.4	17.116	96.3		1:35.646		13	26.235	84.2	51.468	85.0	In				1:41.740	P
7	26.590	88.3	48.965	108.3	In			1:37.126	P	14										



Session Start: 12:15:16 - Finish: 12:40:20
Weather/Track Conditions: Bright / Dry
Circuit: Donington Park National
Track Length: 3.185 Km - 1.9791 miles

Donington Historic Festival - 28 - 30 Apr 2017

Jaguar Classic Challenge for pre-66 Jaguar cars

Qualifying for Race 13 - Sector Analysis

58 Pearce-Lenthall (B)										Jaguar Mk2									
lap	Sect-1	Speed	Sect-2	Speed	Sect-3	Speed	TopSpeed	laptime	pit	lap	Sect-1	Speed	Sect-2	Speed	Sect-3	Speed	Topspeed	laptime	pit
1	29.281	76.5	52.520	105.5	18.688	88.6		1:40.489		7	27.729	79.9	52.566	105.9	17.954	92.7		1:38.249	
2	28.189	82.3	52.300	108.8	17.596	92.6		1:38.085		8	27.482	82.6	51.753	106.5	18.168	93.3		1:37.403	
3	29.285	83.1	51.730	107.4	17.956			1:38.971		9	28.219	77.8	52.247	109.5	17.740			1:38.206	
4	27.340	91.8	51.665	108.6	17.677			1:36.682		10	27.421	84.0	51.098	105.5	In			1:43.135	P
5	27.084	86.0	54.131	103.4	In			1:48.724	P	11	Out	74.6	54.043	101.6	18.757	93.0		4:02.409	P
6	Out	71.1	53.747	101.4	18.623			3:46.376	P	12									

64 James Paterson (F)										Jaguar E-Type									
lap	Sect-1	Speed	Sect-2	Speed	Sect-3	Speed	TopSpeed	laptime	pit	lap	Sect-1	Speed	Sect-2	Speed	Sect-3	Speed	Topspeed	laptime	pit
1	28.532	80.4	51.507	105.0	16.782	91.1		1:36.821		7	26.441	89.5	49.564	106.9	16.321			1:32.326	
2	26.710	87.9	52.757	104.7	17.239			1:36.706		8	28.520	79.9	53.495	94.3	18.655	88.8		1:40.670	
3	26.576	90.8	50.651	103.7	17.047	91.6		1:34.274		9	26.765	82.3	49.726	106.0	16.769	91.5		1:33.260	
4	26.416	89.5	51.158	93.5	19.060			1:36.634		10	26.263	94.7	50.515	95.4	In			1:43.907	P
5	27.181	89.6	50.246	102.5	17.145			1:34.572		11	Out	79.0	54.798	87.3	In			3:12.216	P
6	26.681	93.4	51.734	106.9	16.575			1:34.990		12									

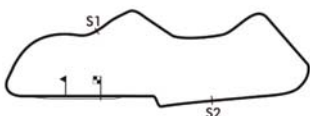
66 Milner-Greensall (D)										Jaguar E-Type									
lap	Sect-1	Speed	Sect-2	Speed	Sect-3	Speed	TopSpeed	laptime	pit	lap	Sect-1	Speed	Sect-2	Speed	Sect-3	Speed	Topspeed	laptime	pit
1	25.563	95.6	46.815	118.1	18.284	98.6		1:30.662		9	26.095	80.4	47.799	120.2	In			1:35.001	P
2	25.178	100.0	46.635	119.0	16.721			1:28.534		10	Out	95.0	47.467	116.9	15.488			3:07.231	P
3	24.699	98.7	45.579	120.5	15.878			1:26.156		11	24.288	98.0	44.892	120.5	15.231	102.6		1:24.411	
4	24.484	103.2	45.628	119.2	16.029			1:26.141		12	24.377	97.6	44.975	116.9	15.672			1:25.024	
5	24.365	98.1	46.090	120.9	15.985	100.0		1:26.440		13	27.556	84.4	48.897	103.0	15.632			1:32.085	
6	24.377	99.1	48.026	117.3	16.131			1:28.534		14	25.373	90.5	46.211	119.2	15.078			1:26.662	
7	24.728	99.4	46.263	120.2	15.521			1:26.512		15	23.852	102.3	44.958	120.7	15.052	104.2		1:23.862	
8	24.343	100.0	47.122	118.8	15.966			1:27.431		16									

68 Marc Gordon (A)										Jaguar XK150									
lap	Sect-1	Speed	Sect-2	Speed	Sect-3	Speed	TopSpeed	laptime	pit	lap	Sect-1	Speed	Sect-2	Speed	Sect-3	Speed	Topspeed	laptime	pit
1	29.895	71.2	58.621	101.1	17.597			1:46.113		8	26.205	96.5	48.283	106.7	16.633			1:31.121	
2	26.827	89.5	50.581	107.0	17.146	92.0		1:34.554		9	26.114	93.8	48.210	107.0	16.370	94.0		1:30.694	
3	27.338	84.5	50.875	105.9	18.366			1:36.579		10	26.383	88.0	51.751	105.2	18.087			1:36.221	
4	26.569	79.8	49.118	107.4	17.019	93.1		1:32.706		11	26.749	92.5	48.110	107.2	17.366	92.7		1:32.225	
5	26.457	93.8	49.592	106.2	17.194	92.7		1:33.243		12	27.829	89.1	48.674	106.7	17.392	91.1		1:33.895	
6	27.118	90.8	50.686	106.0	18.899			1:36.703		13	26.390	93.0	48.691	104.9	16.940			1:32.021	
7	26.124	96.9	48.060	105.9	16.867			1:31.051		14	27.952	80.5	53.503	83.3	In			1:44.443	P

70 Les Ely (E)										Jaguar E-Type									
lap	Sect-1	Speed	Sect-2	Speed	Sect-3	Speed	TopSpeed	laptime	pit	lap	Sect-1	Speed	Sect-2	Speed	Sect-3	Speed	Topspeed	laptime	pit
1	26.527	90.0	47.867	109.8	15.930	102.0		1:30.324		3	8:30.351	65.8	53.785	97.0	18.021	91.0		9:42.157	P
2	7:39.819	84.8	48.129	108.1	16.011			8:43.959	P	4									

72 Jamie Boot (E)										Jaguar E-Type									
lap	Sect-1	Speed	Sect-2	Speed	Sect-3	Speed	TopSpeed	laptime	pit	lap	Sect-1	Speed	Sect-2	Speed	Sect-3	Speed	Topspeed	laptime	pit
1	25.535	92.4	45.897	110.7	15.571			1:27.003		5	23.868	100.7	44.175	120.7	15.862	106.2		1:23.905	
2	4:06.333	87.2	46.827	118.3	15.679			5:08.839	P	6	24.091	102.1	45.068	118.3	15.180			1:24.339	
3	24.637	94.8	45.274	118.3	15.275	106.4		1:25.186		7	24.272	102.7	45.155	119.0	16.407	103.6		1:25.834	
4	24.294	98.7	44.590	120.7	15.569			1:24.453		8									

77 Tim Whitworth (E)										Jaguar E-Type									
lap	Sect-1	Speed	Sect-2	Speed	Sect-3	Speed	TopSpeed	laptime	pit	lap	Sect-1	Speed	Sect-2	Speed	Sect-3	Speed	Topspeed	laptime	pit
1	28.417	68.7	1:01.907	96.1	19.101			1:49.425		8	26.974	79.0	49.216	107.9	16.516			1:32.706	
2	31.201	72.2	53.728	106.5	16.566	93.6		1:41.495		9	26.447	79.0	49.079	109.0	16.240	95.1		1:31.766	
3	27.359	85.1	49.867	102.2	16.680			1:33.906		10	29.779	80.2	53.943	97.7	16.622			1:40.344	
4	26.570	82.8	49.100	107.0	16.538	91.5		1:32.208		11	26.198	84.4	48.783	104.6	17.665			1:32.646	
5	27.091	81.1	48.623	107.4	16.337	95.2		1:32.051		12	26.684	79.9	48.645	109.5	16.250	95.0		1:31.579	
6	26.158	81.9	58.105	97.2	16.991	95.0		1:41.254		13	26.231	87.3	48.355	109.8	16.200			1:30.786	
7	26.291	83.7	52.077	107.7	16.896	93.9		1:35.264		14	30.468	83.7	51.717	98.3	17.534	91.5		1:39.719	



Session Start: 12:15:16 - Finish: 12:40:20
Weather/Track Conditions: Bright / Dry
Circuit: Donington Park National
Track Length: 3.185 Km - 1.9791 miles

Donington Historic Festival - 28 - 30 Apr 2017

Jaguar Classic Challenge for pre-66 Jaguar cars

Qualifying for Race 13 - Sector Analysis

82 Bob Binfield (D)										Jaguar E-Type									
lap	Sect-1	Speed	Sect-2	Speed	Sect-3	Speed	TopSpeed	laptime	pit	lap	Sect-1	Speed	Sect-2	Speed	Sect-3	Speed	Topspeed	laptime	pit
1	27.685	77.7	50.966	108.1	16.709	99.9		1:35.360		8	26.204	96.9	48.553	108.6	16.704	99.3		1:31.461	
2	27.408	84.4	50.407	111.5	16.203			1:34.018		9	24.894	102.4	47.210	115.3	15.859	100.0		1:27.963	
3	26.032	91.0	49.490	111.8	16.319			1:31.841		10	26.232	91.9	48.051	110.2	16.533	96.3		1:30.816	
4	25.707	90.0	48.044	112.8	16.443	100.0		1:30.194		11	26.433	93.3	48.676	105.7	16.235			1:31.344	
5	25.471	100.3	47.952	111.7	16.644	99.0		1:30.067		12	24.956	98.4	47.851	113.7	16.075	98.3		1:28.882	
6	25.841	94.1	54.684	91.2	In			1:45.812	P	13	25.042	99.3	46.960	114.5	16.940			1:28.942	
7	Out	87.2	48.701	106.2	17.461	92.9		3:00.969	P	14	24.860	102.7	46.380	115.9	15.939	99.5		1:27.179	

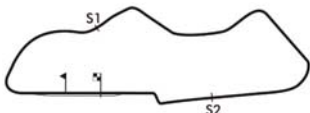
84 Read Gomm (E)										Jaguar E-Type									
lap	Sect-1	Speed	Sect-2	Speed	Sect-3	Speed	TopSpeed	laptime	pit	lap	Sect-1	Speed	Sect-2	Speed	Sect-3	Speed	Topspeed	laptime	pit
1	26.293	81.6	56.064	113.7	16.408	103.6		1:38.765		9	23.952	94.4	45.794	119.2	15.336			1:25.082	
2	25.893	89.7	48.248	118.5	15.626			1:29.767		10	24.059	93.9	45.074	122.0	15.062			1:24.195	
3	24.789	93.8	46.392	119.0	17.109			1:28.290		11	25.497	86.2	49.012	108.1	In			1:35.413	P
4	24.527	89.4	46.842	120.7	15.472			1:26.841		12	Out	84.3	47.005	120.0	15.599	105.2		2:49.997	P
5	24.686	91.9	46.474	119.8	15.419			1:26.579		13	24.724	95.4	44.902	122.6	14.965	107.6		1:24.591	
6	25.086	90.2	46.894	121.1	16.668			1:28.648		14	24.840	96.2	45.521	121.8	15.479			1:25.840	
7	24.510	94.1	45.368	121.8	15.247	105.9		1:25.125		15	24.334	96.5	44.850	122.2	14.784	107.7		1:23.968	
8	24.228	93.7	46.053	122.0	15.138	106.7		1:25.419		16									

86 Gary Pearson (E)										Jaguar E-Type									
lap	Sect-1	Speed	Sect-2	Speed	Sect-3	Speed	TopSpeed	laptime	pit	lap	Sect-1	Speed	Sect-2	Speed	Sect-3	Speed	Topspeed	laptime	pit
1	23.413	101.8	44.475	118.5	14.517	110.0		1:22.405		9	22.821	101.6	42.484	124.2	14.913	110.2		1:20.218	
2	23.334	94.7	44.564	122.9	15.368	108.6		1:23.266		10	22.977	103.3	42.458	125.2	14.445			1:19.880	
3	23.665	94.2	46.328	114.9	In			1:34.076	P	11	22.947	104.9	43.820	125.2	14.465			1:21.232	
4	Out	90.7	45.709	121.5	14.718	110.7		4:26.442	P	12	24.392	100.3	43.894	124.2	15.404			1:23.690	
5	23.180	99.3	44.844	104.9	15.261	109.5		1:23.285		13	22.728	107.3	42.628	126.1	14.621	109.7		1:19.977	
6	22.878	105.1	43.045	124.5	15.404			1:21.327		14	24.213	83.6	49.627	93.0	17.839			1:31.679	
7	22.811	106.4	43.494	124.0	15.020			1:21.325		15	26.999	87.4	50.138	99.8	In			1:41.501	P
8	22.827	100.6	43.150	122.6	14.388	110.2		1:20.365		16									

89 Michael Wrigley (D)										Jaguar E-Type									
lap	Sect-1	Speed	Sect-2	Speed	Sect-3	Speed	TopSpeed	laptime	pit	lap	Sect-1	Speed	Sect-2	Speed	Sect-3	Speed	Topspeed	laptime	pit
1	27.191	84.7	52.549	116.9	15.238	106.5		1:34.978		9	23.622	101.8	45.222	119.0	16.517	104.4		1:25.361	
2	24.794	91.2	45.951	118.8	15.710			1:26.455		10	23.721	98.6	45.178	120.7	14.783	107.0		1:23.682	
3	23.798	101.8	45.030	116.7	15.559			1:24.387		11	23.612	106.1	44.747	120.0	14.799			1:23.158	
4	23.717	98.0	45.821	119.8	15.437	106.7		1:24.975		12	22.957	107.9	43.436	121.8	15.457			1:21.850	
5	23.582	102.4	45.594	119.6	14.718			1:23.894		13	24.251	81.4	46.017	98.7	17.025			1:27.293	
6	23.507	105.1	43.810	120.2	15.646	103.3		1:22.963		14	23.251	108.5	44.638	119.8	15.045			1:22.934	
7	23.555	106.3	43.554	118.8	16.354			1:23.463		15	23.597	105.9	44.387	120.0	14.790	107.2		1:22.774	
8	23.697	102.6	44.542	120.5	15.031	109.5		1:23.270		16	23.095	105.6	44.180	121.1	14.817	108.4		1:22.092	

90 Watson-O'Connell (F)										Jaguar E-Type									
lap	Sect-1	Speed	Sect-2	Speed	Sect-3	Speed	TopSpeed	laptime	pit	lap	Sect-1	Speed	Sect-2	Speed	Sect-3	Speed	Topspeed	laptime	pit
1								1:44.589		5			In		In			10:26.368	P
2			In		In			3:30.423	P	6								1:36.059	
3								1:30.967		7								1:37.354	
4								1:38.966		8								1:33.085	

92 Thomas-Lockie (E)										Jaguar E-Type									
lap	Sect-1	Speed	Sect-2	Speed	Sect-3	Speed	TopSpeed	laptime	pit	lap	Sect-1	Speed	Sect-2	Speed	Sect-3	Speed	Topspeed	laptime	pit
1	23.717	105.6	43.623	127.5	14.621			1:21.961		9	24.660	95.9	46.589	104.2	In			1:33.148	P
2	23.181	101.0	44.660	126.1	14.614	110.7		1:22.455		10	Out	104.0	44.069	121.8	15.400			3:07.746	P
3	23.325	106.6	43.099	129.7	14.463	112.2		1:20.887		11	24.285	91.9	47.062	104.7	15.606			1:26.953	
4	24.296	103.0	43.203	128.5	15.000			1:22.499		12	22.885	108.3	44.096	88.9	17.794	110.9		1:24.775	
5	23.126	100.6	43.345	127.5	15.250			1:21.721		13	23.924	93.2	47.049	59.6	20.617			1:31.590	
6	23.689	90.8	46.502	123.1	16.175	109.7		1:26.366		14	24.497	90.9	56.652	85.8	16.059			1:37.208	
7	23.006	108.6	43.754	128.5	14.504	112.4		1:21.264		15	22.731	110.0	42.685	128.7	14.937			1:20.353	
8	23.768	97.4	43.630	128.3	14.743	107.9		1:22.141		16									



Session Start: 12:15:16 - Finish: 12:40:20
Weather/Track Conditions: Bright / Dry
Circuit: Donington Park National
Track Length: 3.185 Km - 1.9791 miles

Donington Historic Festival - 28 - 30 Apr 2017

Jaguar Classic Challenge for pre-66 Jaguar cars

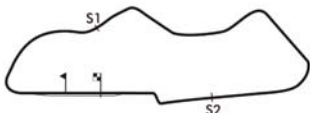
Qualifying for Race 13 - Sector Analysis

93 Hans Huebner (E)										Jaguar E-Type									
lap	Sect-1	Speed	Sect-2	Speed	Sect-3	Speed	TopSpeed	laptime	pit	lap	Sect-1	Speed	Sect-2	Speed	Sect-3	Speed	Topspeed	laptime	pit
1	10:32.978	86.6	50.862	117.3	16.284	103.6		11:40.124	P	6	26.958	86.2	48.514	113.5	16.669	103.7		1:32.141	
2	25.954	84.3	49.982	117.9	21.401			1:37.337		7	25.458	84.8	47.948	119.0	16.653	103.1		1:30.059	
3	26.174	90.9	47.420	115.9	16.839			1:30.433		8	26.335	89.7	47.525	119.2	17.325			1:31.185	
4	27.714	88.0	48.601	119.8	16.693	103.7		1:33.008		9	25.646	83.5	47.240	117.9	16.764	102.6		1:29.650	
5	24.592	94.7	48.848	115.7	16.598	104.1		1:30.038		10									

95 De Silva-Mitchell (E)										Jaguar E-Type									
lap	Sect-1	Speed	Sect-2	Speed	Sect-3	Speed	TopSpeed	laptime	pit	lap	Sect-1	Speed	Sect-2	Speed	Sect-3	Speed	Topspeed	laptime	pit
1	26.073	74.5	56.463	110.4	16.552	100.5		1:39.088		8	28.718	77.9	54.707	114.9	17.269			1:40.694	
2	25.470	99.6	46.136	119.8	15.611			1:27.217		9	27.204	83.0	51.640	113.2	17.522	99.9		1:36.366	
3	24.559	94.1	47.689	118.8	15.742	103.4		1:27.990		10	27.585	87.7	49.364	114.1	17.066	97.2		1:34.015	
4	24.320	97.4	46.861	116.3	15.572	104.1		1:26.753		11	26.911	77.4	52.674	101.4	17.999	94.0		1:37.584	
5	24.447	107.4	45.320	118.3	15.274			1:25.041		12	28.376	79.0	52.859	113.9	17.913			1:39.148	
6	24.368	101.8	46.298	98.4	In			1:31.838	P	13	26.133	77.5	50.940	110.2	16.837			1:33.910	
7		73.5	55.583	104.6	18.882			2:52.248	P	14	26.378	81.9	51.464	96.9	17.716	96.2		1:35.558	

145 Riley-Short (E)										Jaguar E-Type									
lap	Sect-1	Speed	Sect-2	Speed	Sect-3	Speed	TopSpeed	laptime	pit	lap	Sect-1	Speed	Sect-2	Speed	Sect-3	Speed	Topspeed	laptime	pit
1	23.632	103.5	44.224	120.2	14.682	110.0		1:22.538		8	23.114	102.4	43.158	124.7	15.173			1:21.445	
2	23.380	98.4	44.475	117.9	15.483	109.7		1:23.338		9	23.207	103.2	42.534	123.8	14.400	110.6		1:20.141	
3	23.458	96.2	46.483	119.6	15.329	109.0		1:25.270		10	23.025	106.1	44.077	122.4	14.933			1:22.035	
4	23.018	102.1	44.697	122.4	15.756			1:23.471		11	24.650	97.0	43.793	124.5	15.596	109.3		1:24.039	
5	23.083	103.5	43.447	124.7	14.564	107.9		1:21.094		12	22.822	109.3	42.667	125.6	15.058	110.0		1:20.547	
6	23.825	101.8	45.357	115.3	In			1:30.895	P	13	25.558	99.3	44.680	123.3	14.414			1:24.652	
7	Out	72.6	44.699	124.7	14.903			5:43.456	P	14	22.876	104.1	42.737	124.7	14.270			1:19.883	

155 Alistair Dyson (D)										Jaguar E-Type									
lap	Sect-1	Speed	Sect-2	Speed	Sect-3	Speed	TopSpeed	laptime	pit	lap	Sect-1	Speed	Sect-2	Speed	Sect-3	Speed	Topspeed	laptime	pit
1	Out	70.1	52.754	112.0	In			1:38.366	P	2									



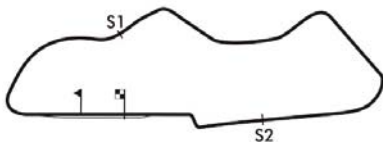
Session Start: 12:15:16 - Finish: 12:40:20
Weather/Track Conditions: Bright / Dry
Circuit: Donington Park National
Track Length: 3.185 Km - 1.9791 miles

Donington Historic Festival - 28 - 30 Apr 2017

Jaguar Classic Challenge for pre-66 Jaguar cars

Qualifying for Race 13 - Best Sector Times

SECTOR 1			SECTOR 2			SECTOR 3			IDEAL / BEST LAP COMPARISON						
NO	TIME	LAP	NO	TIME	LAP	NO	TIME	LAP	NO	NAME	BEST	IN	IDEAL	DIFF	
1	86	22.728	13	86	42.458	10	145	14.270	14	86	Gary Pearson	1:19.880	10	1:19.574	+0.306
2	92	22.731	15	2	42.469	15	86	14.388	8	145	Riley-Short	1:19.883	14	1:19.626	+0.257
3	145	22.822	12	145	42.534	9	2	14.458	12	92	Thomas-Lockie	1:20.353	15	1:19.879	+0.474
4	89	22.957	12	92	42.685	15	92	14.463	3	2	Folch-Hadfield	1:20.416	15	1:20.241	+0.175
5	52	23.159	11	21	42.934	14	21	14.693	14	21	Dodd-Dodd	1:21.410	14	1:21.109	+0.301
6	2	23.314	13	89	43.436	12	89	14.718	5	89	Michael Wrigley	1:21.850	12	1:21.111	+0.739
7	21	23.482	4	52	43.758	15	52	14.727	10	52	Robert Oldershaw	1:22.016	11	1:21.644	+0.372
8	66	23.852	15	72	44.175	5	84	14.784	15	10	Simon Butler	1:23.665	11	1:23.665	+0.000
9	72	23.868	5	10	44.333	11	11	14.905	9	66	Milner-Greensall	1:23.862	15	1:23.796	+0.066
10	84	23.952	9	55	44.497	11	66	15.052	15	72	Jamie Boot	1:23.905	5	1:23.223	+0.682
11	55	24.059	11	84	44.850	15	55	15.079	10	55	Melling-Minshaw	1:23.923	11	1:23.635	+0.288
12	10	24.123	11	66	44.892	11	4	15.119	13	84	Read Gomm	1:23.968	15	1:23.586	+0.382
13	4	24.194	8	4	44.900	9	9	15.128	11	14	Thomas-Turkington	1:24.317	8		+
14	95	24.320	4	11	45.291	5	72	15.180	6	4	Tim Mogridge	1:24.360	13	1:24.213	+0.147
15	9	24.398	10	95	45.320	5	10	15.209	11	95	De Silva-Mitchell	1:25.041	5	1:24.914	+0.127
16	11	24.566	6	9	45.674	6	95	15.274	5	11	Wakeman-Hall	1:25.383	14	1:24.762	+0.621
17	93	24.592	5	38	45.790	14	17	15.650	15	9	Ben Eastick	1:25.384	11	1:25.200	+0.184
18	17	24.655	7	25	46.096	10	38	15.664	13	38	Gray-Brewer	1:26.655	8	1:26.162	+0.493
19	38	24.708	8	82	46.380	14	82	15.859	9	82	Bob Binfield	1:27.179	14	1:27.099	+0.080
20	25	24.806	10	17	46.495	6	25	15.882	13	17	Gate-Coyne	1:27.357	7	1:26.800	+0.557
21	82	24.860	14	36	46.987	11	36	15.914	5	25	John Burton	1:28.195	10	1:26.784	+1.411
22	36	25.030	9	93	47.240	9	70	15.930	1	36	Ian Simmonds	1:28.697	9	1:27.931	+0.766
23	5	25.097	11	5	47.379	6	5	15.931	9	5	John Truslove	1:29.194	11	1:28.407	+0.787
24	23	25.352	3	70	47.440	4	23	16.190	5	23	Roger Cope	1:29.600	5	1:29.182	+0.418
25	70	25.418	2	23	47.640	3	77	16.200	13	93	Hans Huebner	1:29.650	9	1:28.116	+1.534
26	68	26.114	9	12	47.704	12	93	16.284	1	70	Les Ely	1:30.324	1	1:28.788	+1.536
27	77	26.158	6	68	48.060	7	64	16.321	7	68	Marc Gordon	1:30.694	9	1:30.544	+0.150
28	64	26.263	10	77	48.355	13	68	16.370	9	77	Tim Whitworth	1:30.786	13	1:30.713	+0.073
29	12	26.267	8	64	49.564	7	12	16.581	11	90	Watson-O'Connell	1:30.967	3		+
30	58	27.084	5	49	50.739	10	49	17.117	2	12	Andy Keith-Lucas	1:31.391	12	1:30.552	+0.839
31	49	27.601	3	58	51.098	10	58	17.596	2	64	James Paterson	1:32.326	7	1:32.148	+0.178
32	30	29.631	2	155	52.754	1	16	18.569	9	49	Diane Osborne	1:36.504	9	1:35.457	+1.047
33	16	29.799	6	16	55.281	5	30	18.825	2	58	Pearce-Lenthall	1:36.682	4	1:35.778	+0.904
34	14			30	56.273	6	14			16	Kerry Wilson	1:44.249	8	1:43.649	+0.600
35	90			14			90			30	Woodbridge-Rowley	1:47.149	6	1:44.729	+2.420
36	150			90			150			155	Alistair Dyson				+
37	155			150			155								



Session Start: 12:15:16 - Finish: 12:40:20

Weather/Track Conditions: Bright / Dry

Circuit: Donington Park National

Track Length: 3.185 Km - 1.9791 miles

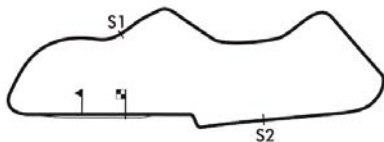


Donington Historic Festival - 28 - 30 Apr 2017

Jaguar Classic Challenge for pre-66 Jaguar cars

Qualifying for Race 13 - Best Sector Speeds

	NO	SECTOR 1	MPH	NO	SECTOR 2	MPH	NO	SECTOR 3	MPH
1	2	Folch-Hadfield	114.3	92	Thomas-Lockie	129.7	21	Dodd-Dodd	112.6
2	92	Thomas-Lockie	110.0	21	Dodd-Dodd	127.5	92	Thomas-Lockie	112.4
3	145	Riley-Short	109.3	2	Folch-Hadfield	126.1	86	Gary Pearson	111.7
4	89	Michael Wrigley	108.5	86	Gary Pearson	126.1	145	Riley-Short	111.7
5	52	Robert Oldershaw	107.4	145	Riley-Short	125.6	2	Folch-Hadfield	110.4
6	95	De Silva-Mitchell	107.4	84	Read Gomm	122.6	89	Michael Wrigley	109.5
7	86	Gary Pearson	107.3	9	Ben Eastick	122.2	52	Robert Oldershaw	109.1
8	10	Simon Butler	106.3	11	Wakeman-Hall	122.2	11	Wakeman-Hall	108.6
9	4	Tim Mogridge	103.2	52	Robert Oldershaw	122.2	84	Read Gomm	108.3
10	66	Milner-Greensall	103.2	89	Michael Wrigley	121.8	72	Jamie Boot	107.4
11	72	Jamie Boot	102.7	66	Milner-Greensall	120.9	4	Tim Mogridge	105.4
12	82	Bob Binfield	102.7	72	Jamie Boot	120.7	66	Milner-Greensall	105.2
13	55	Melling-Minshaw	101.6	38	Gray-Brewer	119.8	9	Ben Eastick	105.0
14	9	Ben Eastick	100.3	93	Hans Huebner	119.8	10	Simon Butler	104.6
15	21	Dodd-Dodd	100.3	95	De Silva-Mitchell	119.8	95	De Silva-Mitchell	104.4
16	23	Roger Cope	100.0	10	Simon Butler	119.6	55	Melling-Minshaw	104.1
17	38	Gray-Brewer	100.0	4	Tim Mogridge	119.2	93	Hans Huebner	104.1
18	5	John Truslove	99.9	55	Melling-Minshaw	118.5	38	Gray-Brewer	103.0
19	11	Wakeman-Hall	98.3	17	Gate-Coyne	117.7	17	Gate-Coyne	102.3
20	12	Andy Keith-Lucas	98.3	36	Ian Simmonds	117.1	36	Ian Simmonds	102.3
21	25	John Burton	98.3	25	John Burton	116.1	70	Les Ely	102.0
22	68	Marc Gordon	96.9	70	Les Ely	116.1	82	Bob Binfield	100.0
23	84	Read Gomm	96.5	82	Bob Binfield	115.9	25	John Burton	99.5
24	17	Gate-Coyne	96.3	155	Alistair Dyson	112.0	23	Roger Cope	97.3
25	64	James Paterson	94.7	12	Andy Keith-Lucas	111.7	5	John Truslove	96.1
26	93	Hans Huebner	94.7	23	Roger Cope	111.3	77	Tim Whitworth	95.8
27	70	Les Ely	92.3	5	John Truslove	110.9	12	Andy Keith-Lucas	95.2
28	58	Pearce-Lenthall	91.8	77	Tim Whitworth	109.8	68	Marc Gordon	94.0
29	36	Ian Simmonds	91.2	58	Pearce-Lenthall	109.5	58	Pearce-Lenthall	93.3
30	49	Diane Osborne	87.5	68	Marc Gordon	107.4	64	James Paterson	93.3
31	77	Tim Whitworth	87.3	64	James Paterson	106.9	49	Diane Osborne	93.0
32	16	Kerry Wilson	81.3	49	Diane Osborne	104.2	30	Woodbridge-Rowley	86.2
33	155	Alistair Dyson	79.5	30	Woodbridge-Rowley	94.3	16	Kerry Wilson	78.9
34	30	Woodbridge-Rowley	74.7	16	Kerry Wilson	90.4	14	Thomas-Turkington	0.0
35	14	Thomas-Turkington	0.0	14	Thomas-Turkington	0.0	90	Watson-O'Connell	0.0
36	90	Watson-O'Connell	0.0	90	Watson-O'Connell	0.0	150	Keith-Lucas-Keith-Lucas	0.0
37	150	Keith-Lucas-Keith-Lucas	0.0	150	Keith-Lucas-Keith-Lucas	0.0	155	Alistair Dyson	0.0



Session Start: 12:15:16 - Finish: 12:40:20
Weather/Track Conditions: Bright / Dry
Circuit: Donington Park National
Track Length: 3.185 Km - 1.9791 miles

Donington Historic Festival - 28 - 30 Apr 2017

Jaguar Classic Challenge for pre-66 Jaguar cars

Race 13 - Starting Grid - AMENDED

Sheet No:

Start Time : 12:00 - Heat Duration : 40 Minutes

19	37	150	Keith-Lucas-Keith-Lucas		155	Alistair Dyson
18	35	30	Woodbridge-Rowley		16	Kerry Wilson
17	33	58	Pearce-Lenthall		49	Diane Osborne
16	31	64	James Paterson		12	Andy Keith-Lucas
15	29	90	Watson-O'Connell		77	Tim Whitworth
14	27	68	Marc Gordon		70	Les Ely
13	25	93	Hans Huebner		23	Roger Cope
12	23	5	John Truslove		36	Ian Simmonds
11	21	25	John Burton		17	Gate-Coyne
10	19	82	Bob Binfield		38	Gray-Brewer
9	17	9	Ben Eastick		11	Wakeman-Hall
8	15	95	De Silva-Mitchell		4	Tim Mogridge
7	13	14	Thomas-Turkington		84	Read Gomm
6	11	55	Melling-Minshaw		72	Jamie Boot
5	9	66	Milner-Greensall		10	Simon Butler
4	7	52	Robert Oldershaw		89	Michael Wrigley
3	5	21	Dodd-Dodd		2	Folch-Hadfield
2	3	92	Thomas-Lockie		145	Riley-Short
1	1	86	Gary Pearson			

Pole Right

ROW

CAR 150 - ALLOWED TO START FROM BACK OF GRID

*Circuit: Donington Park National
Track Length: 3.185 Km - 1.9791 miles*

These results are provisional until the conclusion of any judicial and technical matters.

Clerk of the Course:

Timekeeper:

Issued at:

Julian Floyd

Nick Palmer



Printed : 30-04-2017 - 08:22

Full results available at www.mstworld.com. Email: timing@mstworld.com

Donington Historic Festival - 28 - 30 Apr 2017

HRDC 'Touring Greats' for pre-60 Touring Cars with invited 'TC63' Qualifying for Race 9 - Classification

Sheet No:

POS	NO	DRIVER/S	CLASS	CLASS POS	CAR MAKE / MODEL	TIME	ON	LAPS	GAP	DIFF	MPH
1	77	Jordan-Jordan	S	1	Austin GT40	1:26.827	2	11			82.06
2	4	Neil Brown	S	2	Austin A35 'Speedwell'	1:29.186	6	11	2.359	2.359	79.89
3	48	Butterfield-Dorlin	A	1	Jaguar Mk1	1:29.800	9	11	2.973	0.614	79.34
4	110	Webb-Alcock	T63	1	Jaguar Mk2	1:29.831	9	10	3.004	0.031	79.31
5	17	Dave Devine	B	1	Riley 1.5	1:30.560	3	6	3.733	0.729	78.67
6	68	Marc Gordon	A	2	Jaguar XK150 FHC	1:30.776	9	11	3.949	0.216	78.49
7	59	Antony Ross	T63	2	Alfa Romeo Giulia Ti	1:31.326	7	10	4.499	0.550	78.01
8	65	Turrall-Winter	T63	3	Alfa Romeo Giulia Sprint GT	1:31.412	6	9	4.585	0.086	77.94
9	31	Les Ely	A	3	Jaguar Mk1	1:31.657	9	11	4.830	0.245	77.73
10	69	Gavin Watson	C	1	Alfa Romeo Giulietta Ti	1:31.965	8	11	5.138	0.308	77.47
11	96	Fores-Reed	S	3	Austin A35 'Speedwell'	1:32.296	7	9	5.469	0.331	77.19
12	5	John Yea	S	4	Austin A40 'Speedwell'	1:32.496	6	10	5.669	0.200	77.03
13	296	Tom Shephard	C	2	Alfa Romeo Giulietta Ti	1:32.616	8	11	5.789	0.120	76.93
14	29	Mike Haigh	A	4	Ford Falcon	1:33.168	6	10	6.341	0.552	76.47
15	55	Alistair Dyson	B	2	Ford Zephyr Mk2	1:33.322	8	11	6.495	0.154	76.34
16	121	Chrissie Palmer	ACD	1	Austin A40 'Speedwell'	1:33.626	6	9	6.799	0.304	76.10
17	91	Simon Blanckley	S	5	Austin A40	1:33.872	7	9	7.045	0.246	75.90
18	11	Ding Boston	B	3	Riley 1.5	1:34.083	8	9	7.256	0.211	75.73
19	15	Gold-Wood	B	4	Riley 1.5 Bonhams	1:34.163	6	9	7.336	0.080	75.66
20	75	Grindall-Davis	D	1	Triumph Herald Coupe	1:35.797	8	9	8.970	1.634	74.37
21	8	Steve Dunne	S	6	Austin A35 'Speedwell'	1:36.398	3	9	9.571	0.601	73.91
22	18	Spurrell-Coates	S	7	Austin A40 'Speedwell'	1:37.175	8	10	10.348	0.777	73.32
23	49	Paul Alcock	S	8	Morris Minor 'Lowlight'	1:37.363	8	10	10.536	0.188	73.18
24	19	Matthew Holme	B	5	Alfa Romeo 1900 CSS	1:37.378	3	10	10.551	0.015	73.16
25	114	Jonathan Lewis	ACD	2	Austin A35 'Academy'	1:37.662	8	9	10.835	0.284	72.95
26	60	Cawthorn-Cawthorn	C	3	Wolseley 1500	1:37.921	6	9	11.094	0.259	72.76
27	151	Anthony Lucas	ACD	3	Austin A35 'Academy'	1:38.127	8	8	11.300	0.206	72.61
28	181	Charles Mullineux	ACD	4	Austin A35 'Academy'	1:38.537	9	9	11.710	0.410	72.30
29	50	Peter Blanchett	B	6	Austin A50	1:38.849	5	9	12.022	0.312	72.08
30	51	Sharp-Auston	B	7	Standard Vanguard Phase 1	1:39.594	3	3	12.767	0.745	71.54
31	21	Simon Drabble	C	4	Sunbeam Rapier	1:40.063	7	7	13.236	0.469	71.20
32	53	Julian Crossley	C	5	Jowett Javelin	1:40.112	3	7	13.285	0.049	71.17
33	94	Barry Louvel	D	2	Triumph Herald Coupe	1:40.153	3	9	13.326	0.041	71.14
34	44	Cross-Cross	D	3	Morris Minor 'Bluebell'	1:40.297	9	9	13.470	0.144	71.04
35	174	Tony Hirtcliffe	ACD	5	Austin A35 'Academy'	1:40.452	3	3	13.625	0.155	70.93
36	126	David Jones	ACD	6	Austin A35 'Academy'	1:41.441	8	10	14.614	0.989	70.23
37	10	Simon Seath	A	5	Jaguar Mk1	1:41.660	8	9	14.833	0.219	70.08
38	88	Barber-Thomas	D	4	Fiat Abarth 850TC	1:42.406	3	9	15.579	0.746	69.57
39	101	James-Letts	ACD	7	Austin A35 'Academy'	1:43.708	8	9	16.881	1.302	68.70
40	16	Geoff Mackrill	T63	4	Triumph Vitesse 6	1:44.212	8	9	17.385	0.504	68.37
41	83	Clynes-Millar	D	5	SAAB 96	1:59.920	1	5	33.093	15.708	59.41

Car 21 requires a working transponder - Regulation Q.12.2.1 refers.
A 30 second penalty will be applied if not working in the race.

Session Start: 13:50:07 - Finish: 14:17:44

Weather/Track Conditions: Bright / Dry

Circuit: Donington Park National

Track Length: 3.185 Km - 1.9791 miles

These results are provisional until the conclusion of any judicial and technical matters.

Clerk of the Course: <div style="text-align: right;">Julian Floyd</div>	Timekeeper: <div style="text-align: right;">Nick Palmer</div>	Issued at:
--	--	------------

Donington Historic Festival - 28 - 30 Apr 2017

HRDC 'Touring Greats' for pre-60 Touring Cars with invited 'TC63'

Qualifying for Race 9 - Sector Analysis

4 Neil Brown (S)										Austin A35 'Speedwell'									
lap	Sect-1	Speed	Sect-2	Speed	Sect-3	Speed	TopSpeed	laptime	pit	lap	Sect-1	Speed	Sect-2	Speed	Sect-3	Speed	Topspeed	laptime	pit
1	26.761	84.8	49.436	102.0	17.706	88.1		1:33.903		7	25.749	98.1	47.546	101.6	16.074	91.0		1:29.369	
2	26.870	84.8	48.336	103.4	16.202			1:31.408		8	25.840	99.9	47.338	102.3	16.186	91.5		1:29.364	
3	25.779	98.1	48.746	102.0	16.109	91.4		1:30.634		9	25.671	97.0	49.328	100.3	15.932	91.7		1:30.931	
4	26.029	101.6	47.962	101.9	16.107			1:30.098		10	25.519	100.6	47.887	102.3	15.813	92.4		1:29.219	
5	10:11.313	95.8	49.481	101.4	16.764	85.0		11:17.558	P	11	26.468	79.6	48.093	101.7	16.812	91.1		1:31.373	
6	25.874	100.2	47.117	102.0	16.195			1:29.186		12									

5 John Yea (S)										Austin A40 'Speedwell'									
lap	Sect-1	Speed	Sect-2	Speed	Sect-3	Speed	TopSpeed	laptime	pit	lap	Sect-1	Speed	Sect-2	Speed	Sect-3	Speed	Topspeed	laptime	pit
1	28.692	87.1	53.037	97.2	18.163			1:39.892		6	26.882	95.5	48.933	98.7	16.681	87.6		1:32.496	
2	28.359	81.3	53.977	97.4	17.151			1:39.487		7	27.673	95.0	49.409	98.4	16.676			1:33.758	
3	27.490	87.4	50.858	98.6	17.218			1:35.566		8	26.840	92.3	50.423	97.7	17.490			1:34.753	
4	10:30.433	85.9	50.331	97.4	16.817	86.9		11:37.581	P	9	26.562	96.0	49.287	98.9	16.891	86.3		1:32.740	
5	27.410	90.3	49.235	98.3	16.863			1:33.508		10	26.748	94.3	50.070	98.2	16.959	87.9		1:33.777	

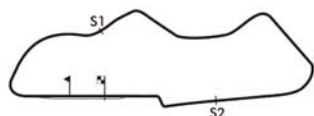
8 Steve Dunne (S)										Austin A35 'Speedwell'									
lap	Sect-1	Speed	Sect-2	Speed	Sect-3	Speed	TopSpeed	laptime	pit	lap	Sect-1	Speed	Sect-2	Speed	Sect-3	Speed	Topspeed	laptime	pit
1	29.482	76.4	51.958	95.1	18.107	84.3		1:39.547		6	27.763	89.8	52.288	94.0	17.633	86.9		1:37.684	
2	28.524	88.8	50.771	95.2	17.643	84.9		1:36.938		7	27.866	87.2	54.471	87.9	18.108			1:40.445	
3	28.018	90.3	50.976	94.6	17.404	84.8		1:36.398		8	27.798	90.0	51.945	92.9	In			1:43.132	P
4	27.728	89.2	51.411	94.6	17.824			1:36.963		9	Out	83.6	52.182	86.9	In			2:18.708	P
5	9:59.415	79.4	52.779	92.2	17.647	84.7		11:09.841	P	10									

10 Simon Seath (A)										Jaguar Mk1									
lap	Sect-1	Speed	Sect-2	Speed	Sect-3	Speed	TopSpeed	laptime	pit	lap	Sect-1	Speed	Sect-2	Speed	Sect-3	Speed	Topspeed	laptime	pit
1	30.809	64.6	58.073	85.4	18.866			1:47.748		6	30.568	81.1	55.224	92.5	18.732	82.5		1:44.524	
2	30.157	77.6	55.926	74.6	19.510			1:45.593		7	29.756	78.7	55.565	96.7	18.139	82.3		1:43.460	
3	29.922	76.4	59.313	95.2	18.248	84.1		1:47.483		8	29.077	80.9	54.284	95.6	18.299	82.8		1:41.660	
4	10:25.275	72.7	55.049	96.2	17.963	84.7		11:38.287	P	9	29.139	85.8	54.984	95.1	17.889	84.6		1:42.012	
5	30.439	76.0	54.462	94.2	19.256			1:44.157		10									

11 Ding Boston (B)										Riley 1.5									
lap	Sect-1	Speed	Sect-2	Speed	Sect-3	Speed	TopSpeed	laptime	pit	lap	Sect-1	Speed	Sect-2	Speed	Sect-3	Speed	Topspeed	laptime	pit
1	27.975	93.7	51.526	92.7	17.551	84.9		1:37.052		6	26.861	96.2	50.706	97.2	16.973	88.2		1:34.540	
2	28.661	83.2	52.014	91.4	17.185	83.4		1:37.860		7	27.284	93.5	50.314	96.3	17.921			1:35.519	
3	27.493	86.5	52.931	94.7	16.936			1:37.360		8	27.303	98.6	50.065	96.5	16.715			1:34.083	
4	11:12.895	92.5	51.640	95.2	17.352	85.7		12:21.887	P	9	27.462	99.0	49.987	97.0	17.423	84.8		1:34.872	
5	26.992	95.6	50.399	96.7	17.101			1:34.492		10									

15 Gold-Wood (B)										Riley 1.5 Bonhams									
lap	Sect-1	Speed	Sect-2	Speed	Sect-3	Speed	TopSpeed	laptime	pit	lap	Sect-1	Speed	Sect-2	Speed	Sect-3	Speed	Topspeed	laptime	pit
1	28.561	89.2	52.897	91.0	17.488	82.8		1:38.946		6	26.881	92.8	50.034	97.2	17.248			1:34.163	
2	27.685	91.5	50.831	96.3	17.069			1:35.585		7	27.057	95.4	51.833	85.4	In			1:41.956	P
3	28.232	89.1	50.937	90.5	17.245			1:36.414		8		70.1	1:00.932	85.6	18.962			3:20.854	P
4	28.404	90.2	50.012	95.8	17.162	86.4		1:35.578		9	30.793	74.4	58.656	91.1	19.018	73.0		1:48.467	
5	10:10.109	87.3	52.136	86.2	17.565			11:19.810	P	10									

16 Geoff Mackrill (T63)										Triumph Vitesse 6									
lap	Sect-1	Speed	Sect-2	Speed	Sect-3	Speed	TopSpeed	laptime	pit	lap	Sect-1	Speed	Sect-2	Speed	Sect-3	Speed	Topspeed	laptime	pit
1	31.729	67.7	1:00.390	86.4	19.122	77.0		1:51.241		6	30.657	83.0	56.720	86.5	19.120	78.8		1:46.497	
2	30.636	78.2	57.482	86.0	19.294	76.9		1:47.412		7	29.719	86.2	55.873	87.1	19.421			1:45.013	
3	31.398	74.4	57.291	86.3	19.108	76.4		1:47.797		8	29.698	83.1	55.862	86.5	18.652	75.7		1:44.212	
4	10:15.834	74.8	58.143	86.7	18.945			11:32.922	P	9	30.073	81.4	57.247	87.4	18.949			1:46.269	
5	30.386	76.2	59.075	85.3	18.764	78.1		1:48.225		10									



Session Start: 13:50:07 - Finish: 14:17:44
Weather/Track Conditions: Bright / Dry
Circuit: Donington Park National
Track Length: 3.185 Km - 1.9791 miles

Donington Historic Festival - 28 - 30 Apr 2017

HRDC 'Touring Greats' for pre-60 Touring Cars with invited 'TC63'

Qualifying for Race 9 - Sector Analysis

17 Dave Devine (B)										Riley 1.5										
lap	Sect-1	Speed	Sect-2	Speed	Sect-3	Speed	TopSpeed	laptime	pit	lap	Sect-1	Speed	Sect-2	Speed	Sect-3	Speed	Topspeed	laptime	pit	
1	26.467	97.7	48.265	99.3	16.413	89.5		1:31.145		4	26.480	91.9	50.582	88.4	In				1:40.882	P
2	26.064	99.9	48.127	99.6	16.429			1:30.620		5	Out	91.3	51.378	97.7	16.442	88.8			16:04.554	P
3	26.075	94.3	48.291	100.0	16.194			1:30.560		6	26.471	89.4	49.111	99.0	In				1:36.561	P

18 Spurrell-Coates (S)										Austin A40 'Speedwell'										
lap	Sect-1	Speed	Sect-2	Speed	Sect-3	Speed	TopSpeed	laptime	pit	lap	Sect-1	Speed	Sect-2	Speed	Sect-3	Speed	Topspeed	laptime	pit	
1	28.978	74.7	52.358	97.9	17.756			1:39.092		6	28.272	86.3	51.799	97.0	17.475	86.2			1:37.546	
2	28.692	77.0	52.910	98.0	17.510			1:39.112		7	28.315	88.3	52.635	95.6	17.865	86.3			1:38.815	
3	28.105	83.6	51.845	98.4	17.431			1:37.381		8	27.557	85.3	52.395	97.2	17.223				1:37.175	
4	27.814	81.2	53.353	96.6	17.996	85.7		1:39.163		9	27.629	89.7	52.854	95.6	17.528				1:38.011	
5	9:51.983	81.0	53.942	95.0	17.697	85.8		11:03.622	P	10	27.776	75.7	52.792	96.1	17.437				1:38.005	

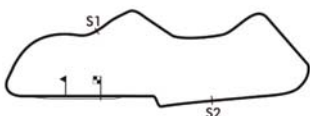
19 Matthew Holme (B)										Alfa Romeo 1900 CSS										
lap	Sect-1	Speed	Sect-2	Speed	Sect-3	Speed	TopSpeed	laptime	pit	lap	Sect-1	Speed	Sect-2	Speed	Sect-3	Speed	Topspeed	laptime	pit	
1	28.012	86.6	52.096	90.3	30.529	77.0		1:50.637		6	27.433	93.3	52.943	90.7	17.210	83.4			1:37.586	
2	29.182	87.2	52.416	89.8	17.790			1:39.388		7	27.709	90.9	52.651	90.9	18.440				1:38.800	
3	27.852	91.9	52.041	89.9	17.485	83.1		1:37.378		8	27.969	92.4	51.360	91.2	18.145	80.3			1:37.474	
4	28.215	89.1	51.902	90.0	17.461	83.9		1:37.578		9	27.736	95.5	53.991	90.3	17.632				1:39.359	
5	9:57.984	85.8	53.256	90.6	17.395	83.2		11:08.635	P	10	27.929	92.3	51.975	90.1	17.529	83.9			1:37.433	

21 Simon Drabble (C)										Sunbeam Rapier										
lap	Sect-1	Speed	Sect-2	Speed	Sect-3	Speed	TopSpeed	laptime	pit	lap	Sect-1	Speed	Sect-2	Speed	Sect-3	Speed	Topspeed	laptime	pit	
1								1:42.579		5									1:41.590	
2								11:35.323		6									1:41.653	
3								1:41.248		7									1:40.063	
4								1:42.088		8										

29 Mike Haigh (A)										Ford Falcon										
lap	Sect-1	Speed	Sect-2	Speed	Sect-3	Speed	TopSpeed	laptime	pit	lap	Sect-1	Speed	Sect-2	Speed	Sect-3	Speed	Topspeed	laptime	pit	
1	28.007	75.3	51.944	102.0	16.844	89.8		1:36.795		6	26.835	91.9	49.708	102.3	16.625				1:33.168	
2	26.910	89.1	51.247	102.6	17.242			1:35.399		7	27.088	87.9	51.383	103.3	17.009				1:35.480	
3	28.975	82.7	50.672	102.8	16.662	91.2		1:36.309		8	26.494	96.0	50.213	102.2	17.098				1:33.805	
4	28.041	86.3	52.835	99.2	18.533			1:39.409		9	26.917	79.0	50.410	101.3	17.110				1:34.437	
5	9:33.664	82.8	52.498	100.5	18.105	86.7		10:44.267	P	10	26.776	94.1	50.111	102.8	17.312	90.3			1:34.199	

31 Les Ely (A)										Jaguar Mk1										
lap	Sect-1	Speed	Sect-2	Speed	Sect-3	Speed	TopSpeed	laptime	pit	lap	Sect-1	Speed	Sect-2	Speed	Sect-3	Speed	Topspeed	laptime	pit	
1	27.422	75.7	50.624	105.0	16.839	96.6		1:34.885		7	26.572	92.8	49.685	110.0	16.623				1:32.880	
2	26.316	90.1	49.436	109.7	24.832			1:40.584		8	26.207	92.5	49.232	109.0	16.914	94.2			1:32.353	
3	27.124	88.0	48.996	104.9	16.978	95.0		1:33.098		9	25.843	91.0	49.469	110.9	16.345	96.3			1:31.657	
4	26.584	83.3	50.934	105.0	16.930			1:34.448		10	26.292	89.4	49.816	110.7	16.844	96.1			1:32.952	
5	10:01.763	85.9	50.051	100.9	17.187			11:09.001	P	11	28.960	77.4	59.322	74.4	In				1:54.371	P
6	26.575	90.0	49.308	99.9	17.844	94.3		1:33.727		12										

44 Cross-Cross (D)										Morris Minor 'Bluebell'										
lap	Sect-1	Speed	Sect-2	Speed	Sect-3	Speed	TopSpeed	laptime	pit	lap	Sect-1	Speed	Sect-2	Speed	Sect-3	Speed	Topspeed	laptime	pit	
1	31.173	74.0	56.967	82.9	20.064	74.2		1:48.204		6	29.622	88.4	53.511	86.5	18.012				1:41.145	
2	31.457	74.1	57.605	83.0	19.664			1:48.726		7	29.160	81.2	56.024	85.6	17.987	78.2			1:43.171	
3	30.430	81.8	57.176	83.0	19.633	75.3		1:47.239		8	29.410	87.1	55.303		17.699				1:42.412	
4	10:50.719	81.2	58.486	84.9	18.826			12:08.031	P	9	28.759	90.9	53.725	85.0	17.813				1:40.297	
5	30.864	75.5	54.832	84.9	18.726			1:44.422		10										



Session Start: 13:50:07 - Finish: 14:17:44
Weather/Track Conditions: Bright / Dry
Circuit: Donington Park National
Track Length: 3.185 Km - 1.9791 miles

Donington Historic Festival - 28 - 30 Apr 2017

HRDC 'Touring Greats' for pre-60 Touring Cars with invited 'TC63'

Qualifying for Race 9 - Sector Analysis

48 Butterfield-Dorlin (A)										Jaguar Mk1										
lap	Sect-1	Speed	Sect-2	Speed	Sect-3	Speed	TopSpeed	laptime	pit	lap	Sect-1	Speed	Sect-2	Speed	Sect-3	Speed	Topspeed	laptime	pit	
1	27.085	93.2	48.933	103.9	16.541	92.9		1:32.559		7	25.775	96.2	49.436	107.4	16.554				1:31.765	
2	26.637	95.1	50.141	103.6	16.798		1:33.576			8	26.158	95.4	48.860	106.5	16.025				1:31.043	
3	26.494	96.3	48.321	104.6	16.119	93.3		1:30.934		9	25.732	95.9	47.991	106.9	16.077				1:29.800	
4	26.333	97.6	49.199	103.3	16.261	92.6		1:31.793		10	26.122	95.6	48.429	106.9	16.373				1:30.924	
5	10:40.048	84.0	51.834	102.0	16.478			11:48.360 P		11	26.653	79.3	49.268	106.0	18.165				1:34.086	
6	25.978	90.0	49.175	107.6	16.165			1:31.318		12										

49 Paul Alcock (S)										Morris Minor 'Lowlight'										
lap	Sect-1	Speed	Sect-2	Speed	Sect-3	Speed	TopSpeed	laptime	pit	lap	Sect-1	Speed	Sect-2	Speed	Sect-3	Speed	Topspeed	laptime	pit	
1	30.801	73.2	53.513	96.3	18.468			1:42.782		6	27.424	82.4	52.467	95.5	18.108				1:37.999	
2	28.828	76.5	53.621	96.5	18.128	84.1		1:40.577		7	28.946	73.4	51.564	96.6	17.703				1:38.213	
3	28.886	75.9	52.943	96.1	18.162	83.5		1:39.991		8	27.440	80.6	52.348	96.3	17.575				1:37.363	
4	28.045	79.2	53.778	95.6	20.013			1:41.836		9	27.339	83.2	53.783	95.5	17.689				1:38.811	
5	10:06.295	74.8	54.234	93.3	19.024	84.8		11:19.553 P		10	27.384	83.3	52.458	97.0	17.893				1:37.735	

50 Peter Blanchett (B)										Austin A50										
lap	Sect-1	Speed	Sect-2	Speed	Sect-3	Speed	TopSpeed	laptime	pit	lap	Sect-1	Speed	Sect-2	Speed	Sect-3	Speed	Topspeed	laptime	pit	
1	31.698	85.4	55.829	83.3	17.792	77.0		1:45.319		6	28.676	93.5	54.210	84.0	17.793	78.1			1:40.679	
2	29.304	89.1	54.047	84.5	17.827	78.2		1:41.178		7	29.091	90.4	52.939	84.1	17.993				1:40.023	
3	29.385	88.5	55.464	83.0	18.214			1:43.063		8	30.075	90.0	53.462	83.5	18.013	76.7			1:41.550	
4	11:14.955	85.2	56.338	86.1	17.861	79.2		12:29.154 P		9	29.807	89.1	54.607	82.7	18.578				1:42.992	
5	28.615	93.7	52.519	85.2	17.715	77.4		1:38.849		10										

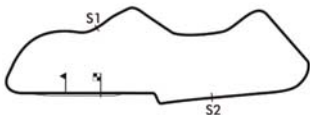
51 Sharp-Auston (B)										Standard Vanguard Phase 1										
lap	Sect-1	Speed	Sect-2	Speed	Sect-3	Speed	TopSpeed	laptime	pit	lap	Sect-1	Speed	Sect-2	Speed	Sect-3	Speed	Topspeed	laptime	pit	
1	29.671	77.2	56.937	91.0	18.283	83.9		1:44.891		3	28.224	82.8	53.582	95.1	17.788				1:39.594	
2	28.742	79.9	53.882	94.6	18.007	83.9		1:40.631		4										

53 Julian Crossley (C)										Jowett Javelin										
lap	Sect-1	Speed	Sect-2	Speed	Sect-3	Speed	TopSpeed	laptime	pit	lap	Sect-1	Speed	Sect-2	Speed	Sect-3	Speed	Topspeed	laptime	pit	
1	31.535	76.9	56.130	87.3	18.947	79.4		1:46.612		5	29.158	79.9	55.815	88.0	18.579				1:43.552	
2	29.832	79.0	55.546	88.9	18.552			1:43.930		6	28.602	90.8	53.377	88.2	18.382	78.7			1:40.361	
3	28.785	86.8	53.092	88.8	18.235			1:40.112		7	30.575	86.5	54.252	86.1	In				1:51.152 P	
4	11:59.793	66.4	56.327	86.8	18.653			13:14.773 P		8										

55 Alistair Dyson (B)										Ford Zephyr Mk2										
lap	Sect-1	Speed	Sect-2	Speed	Sect-3	Speed	TopSpeed	laptime	pit	lap	Sect-1	Speed	Sect-2	Speed	Sect-3	Speed	Topspeed	laptime	pit	
1	27.863	90.0	50.572	101.1	17.414			1:35.849		7	27.482	90.0	49.958	103.3	17.265				1:34.705	
2	27.151	90.4	49.652	101.9	16.913	89.7		1:33.716		8	26.595	95.9	49.696	101.9	17.031				1:33.322	
3	27.444	91.2	50.664	102.5	17.131	89.1		1:35.239		9	26.901	91.8	50.258	101.7	16.752	89.8			1:33.911	
4	27.473	92.5	49.702	102.5	18.654	87.9		1:35.829		10	27.660	91.8	49.416	101.9	18.649				1:35.725	
5	10:08.906	89.6	50.315	100.8	17.659			11:16.880 P		11	27.042	94.1	1:03.859	66.0	In				1:59.420 P	
6	27.154	93.3	50.495	98.0	17.861			1:35.510		12										

59 Antony Ross (T63)										Alfa Romeo Giulia Ti										
lap	Sect-1	Speed	Sect-2	Speed	Sect-3	Speed	TopSpeed	laptime	pit	lap	Sect-1	Speed	Sect-2	Speed	Sect-3	Speed	Topspeed	laptime	pit	
1	27.734	92.4	50.952	93.5	17.064	90.7		1:35.750		6	27.420	96.2	49.751	95.5	17.198	90.6			1:34.369	
2	26.177	96.7	50.631	98.4	16.426	89.5		1:33.234		7	26.192	98.3	48.965	97.0	16.169				1:31.326	
3	27.036	91.0	51.817	94.7	In			1:40.809 P		8	26.156	102.0	48.738	99.8	16.538				1:31.432	
4	Out	86.5	52.810	96.5	16.433	89.4		12:14.247 P		9	26.462	97.0	50.305	94.8	16.799				1:33.566	
5	26.025	97.8	49.115	98.6	16.387			1:31.527		10	26.146	97.4	53.403	76.0	19.493				1:39.042	

60 Cawthorn-Cawthorn (C)										Wolseley 1500										
lap	Sect-1	Speed	Sect-2	Speed	Sect-3	Speed	TopSpeed	laptime	pit	lap	Sect-1	Speed	Sect-2	Speed	Sect-3	Speed	Topspeed	laptime	pit	
1	30.761	77.8	56.923	89.9	19.121	78.5		1:46.805		6	28.030	86.3	52.131	92.1	17.760				1:37.921	
2	30.107	79.5	55.292	91.6	18.628	78.8		1:44.027		7	28.270	82.6	51.583	93.5	18.251				1:38.104	
3	29.693	75.0	56.727	91.9	18.525	77.6		1:44.945		8	28.402	88.3	52.070	91.6	17.964	78.2			1:38.436	
4	11:14.359	82.7	53.367	92.1	18.171	81.2		12:25.897 P		9	33.776	69.9	1:03.302	57.7	In				2:06.541 P	
5	28.262	85.9	53.056	91.4	17.650	82.8		1:38.968		10										



Session Start: 13:50:07 - Finish: 14:17:44

Weather/Track Conditions: Bright / Dry

Circuit: Donington Park National

Track Length: 3.185 Km - 1.9791 miles

Donington Historic Festival - 28 - 30 Apr 2017

HRDC 'Touring Greats' for pre-60 Touring Cars with invited 'TC63'

Qualifying for Race 9 - Sector Analysis

65 Turrall-Winter (T63)										Alfa Romeo Giulia Sprint GT										
lap	Sect-1	Speed	Sect-2	Speed	Sect-3	Speed	TopSpeed	laptime	pit	lap	Sect-1	Speed	Sect-2	Speed	Sect-3	Speed	Topspeed	laptime	pit	
1	27.497	87.3	51.743	98.2	17.437			1:36.677		6	26.437	97.1	48.276	103.3	16.699				1:31.412	
2	27.349	91.6	52.220	96.1	17.519	88.1		1:37.088		7	26.473	95.1	48.933	101.1	16.058				1:31.464	
3	27.691	89.1	52.347	88.6	17.042	89.2		1:37.080		8	26.767	93.5	53.206	78.1	In				1:46.191	P
4	10:30.627	90.2	49.682	98.3	16.954	86.0		11:37.263	P	9		75.5	53.628	93.5	18.201	84.3			2:54.153	P
5	26.887	83.6	48.756	102.3	17.210	87.6		1:32.853		10										

68 Marc Gordon (A)										Jaguar XK150 FHC										
lap	Sect-1	Speed	Sect-2	Speed	Sect-3	Speed	TopSpeed	laptime	pit	lap	Sect-1	Speed	Sect-2	Speed	Sect-3	Speed	Topspeed	laptime	pit	
1	27.316	77.9	53.518	97.7	18.223	90.1		1:39.057		7	26.288	92.5	49.362	106.4	16.925	93.0			1:32.575	
2	27.879	90.2	50.230	105.7	17.045	92.7		1:35.154		8	26.935	95.0	48.955	106.7	16.561	93.9			1:32.451	
3	26.477	93.5	48.939	104.6	17.132	94.6		1:32.548		9	25.896	93.8	47.762	107.4	17.118	92.7			1:30.776	
4	26.153	95.8	49.879	105.5	17.393			1:33.425		10	26.283	93.0	48.206	106.4	17.660	92.2			1:32.149	
5	9:32.654	86.6	50.393	103.0	17.683			10:40.730	P	11	26.231	94.8	52.423	103.7	17.269				1:35.923	
6	26.427	91.2	50.117	106.4	16.712			1:33.256		12										

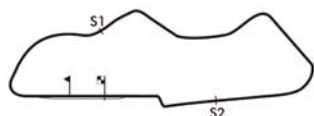
69 Gavin Watson (C)										Alfa Romeo Giulietta Ti										
lap	Sect-1	Speed	Sect-2	Speed	Sect-3	Speed	TopSpeed	laptime	pit	lap	Sect-1	Speed	Sect-2	Speed	Sect-3	Speed	Topspeed	laptime	pit	
1	27.514	90.0	50.592	97.9	16.523	88.1		1:34.629		7	26.635	93.4	49.919	98.0	16.608				1:33.162	
2	27.402	90.7	50.882	98.7	17.181			1:35.465		8	26.243	97.3	49.419	98.2	16.303				1:31.965	
3	26.652	93.9	49.812	98.6	16.806	87.3		1:33.270		9	26.333	93.7	49.254	99.0	16.402				1:31.989	
4	26.532	93.2	49.588	99.2	16.901	85.7		1:33.021		10	27.651	93.4	50.064	99.9	16.627	87.3			1:34.342	
5	9:54.288	88.0	50.569	97.6	16.636	86.9		11:01.493	P	11	27.127	93.8	49.326	98.0	16.883	84.8			1:33.336	
6	27.108	92.3	50.081	97.4	16.958			1:34.147		12										

75 Grindall-Davis (D)										Triumph Herald Coupe										
lap	Sect-1	Speed	Sect-2	Speed	Sect-3	Speed	TopSpeed	laptime	pit	lap	Sect-1	Speed	Sect-2	Speed	Sect-3	Speed	Topspeed	laptime	pit	
1	30.447	77.3	54.441	91.0	18.413	84.8		1:43.301		6	27.831	89.5	51.289	98.0	17.270	85.9			1:36.390	
2	28.777	78.8	54.737	92.4	17.918			1:41.432		7	27.839	85.6	51.993	97.2	18.211				1:38.043	
3	29.161	85.0	51.913	93.9	17.708			1:38.782		8	27.843	80.5	50.876	96.9	17.078	86.5			1:35.797	
4	29.219	82.0	53.126	95.1	17.996	82.2		1:40.341		9	30.419	75.1	1:02.594	67.5	In				2:01.670	P
5	9:40.809	82.4	52.172	97.6	18.170	83.5		10:51.151	P	10										

77 Jordan-Jordan (S)										Austin GT40										
lap	Sect-1	Speed	Sect-2	Speed	Sect-3	Speed	TopSpeed	laptime	pit	lap	Sect-1	Speed	Sect-2	Speed	Sect-3	Speed	Topspeed	laptime	pit	
1	25.566	104.5	47.516	81.8	15.938	90.0		1:29.020		7	25.688	101.3	49.809	86.7	17.142				1:32.639	
2	25.471	103.5	45.994	102.6	15.362	90.7		1:26.827		8	25.288	106.3	46.805	102.8	15.774				1:27.867	
3	25.675	89.1	48.886	102.5	15.895			1:30.456		9	25.234	105.8	48.523	94.7	17.121	91.4			1:30.878	
4	25.712	95.5	48.913	103.7	16.079	91.2		1:30.704		10	25.174	107.8	46.548	103.4	15.858	92.2			1:27.580	
5	10:39.595	85.8	49.721	102.6	16.276	90.1		11:45.592	P	11	30.036	74.8	58.782	71.9	In				1:56.285	P
6	25.759	105.3	47.069	103.0	16.045	92.2		1:28.873		12										

83 Clynes-Millar (D)										SAAB 96										
lap	Sect-1	Speed	Sect-2	Speed	Sect-3	Speed	TopSpeed	laptime	pit	lap	Sect-1	Speed	Sect-2	Speed	Sect-3	Speed	Topspeed	laptime	pit	
1								1:59.920		4									2:08.654	
2								2:02.618		5			In		In				6:29.213	P
3								12:11.847		6										

88 Barber-Thomas (D)										Fiat Abarth 850TC										
lap	Sect-1	Speed	Sect-2	Speed	Sect-3	Speed	TopSpeed	laptime	pit	lap	Sect-1	Speed	Sect-2	Speed	Sect-3	Speed	Topspeed	laptime	pit	
1	31.382	69.4	59.522	84.5	19.277			1:50.181		6	30.176	87.1	57.899	85.1	19.793	73.7			1:47.868	
2	29.935	82.0	54.925	86.7	18.166	77.2		1:43.026		7	30.772	79.8	56.391	84.3	19.345	75.6			1:46.508	
3	29.219	91.3	55.131	85.4	18.056	77.7		1:42.406		8	32.255	70.8	57.569	85.2	19.223	75.1			1:49.047	
4	11:07.570	84.2	57.061	84.5	19.812	74.6		12:24.443	P	9	30.817	77.8	1:03.295	79.1	20.226	74.3			1:54.338	
5	30.614	84.2	57.006	85.7	19.065			1:46.685		10										



Session Start: 13:50:07 - Finish: 14:17:44
Weather/Track Conditions: Bright / Dry
Circuit: Donington Park National
Track Length: 3.185 Km - 1.9791 miles

Donington Historic Festival - 28 - 30 Apr 2017

HRDC 'Touring Greats' for pre-60 Touring Cars with invited 'TC63'

Qualifying for Race 9 - Sector Analysis

91 Simon Blanckley (S)										Austin A40									
lap	Sect-1	Speed	Sect-2	Speed	Sect-3	Speed	TopSpeed	laptime	pit	lap	Sect-1	Speed	Sect-2	Speed	Sect-3	Speed	Topspeed	laptime	pit
1	28.666	89.2	53.271	97.6	17.513	86.7		1:39.450		6	26.884	97.7	51.123	97.4	16.879			1:34.886	
2	28.242	92.5	51.606	98.3	17.172			1:37.020		7	27.354	94.2	49.754	98.4	16.764	87.9		1:33.872	
3	27.260	91.3	51.935	98.4	17.220			1:36.415		8	27.081	97.1	50.046	93.1	17.478			1:34.605	
4	11:20.221	84.7	53.265	97.4	17.532	86.9		12:31.018	P	9	31.551	82.6	55.146	74.6	In			2:21.752	P
5	27.235	92.3	50.115	97.6	17.056	88.1		1:34.406		10									

94 Barry Louvel (D)										Triumph Herald Coupe									
lap	Sect-1	Speed	Sect-2	Speed	Sect-3	Speed	TopSpeed	laptime	pit	lap	Sect-1	Speed	Sect-2	Speed	Sect-3	Speed	Topspeed	laptime	pit
1	28.665	76.1	54.787	91.1	18.463	82.6		1:41.915		6	36.200	59.1	1:15.870	56.3	In			2:24.122	P
2	29.758	71.5	54.976	89.9	17.878			1:42.612		7	Out	79.1	56.913	88.7	17.940			2:36.759	P
3	28.882	87.4	53.915	90.0	17.356	83.1		1:40.153		8	28.956	83.6	56.859	89.8	18.810	80.6		1:44.625	
4	28.260	92.0	55.551	88.9	18.371	82.8		1:42.182		9	28.497	86.8	1:03.040	83.2	19.547	66.0		1:51.084	
5	10:43.759	76.9	55.846	86.4	18.989			11:58.594	P	10									

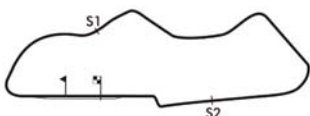
96 Fores-Reed (S)										Austin A35 'Speedwell'									
lap	Sect-1	Speed	Sect-2	Speed	Sect-3	Speed	TopSpeed	laptime	pit	lap	Sect-1	Speed	Sect-2	Speed	Sect-3	Speed	Topspeed	laptime	pit
1	31.834	73.8	57.557	88.5	19.206	77.8		1:48.597		6	26.905	97.4	49.131	93.3	16.710			1:32.746	
2	30.441	75.7	55.377	88.1	18.534	82.8		1:44.352		7	26.743	97.7	48.804	94.0	16.749			1:32.296	
3	30.792	81.0	54.330	88.5	18.924			1:44.046		8	26.679	101.0	49.545	92.9	16.558	86.3		1:32.782	
4	10:51.017	86.2	51.885	91.2	17.384	83.7		12:00.286	P	9	26.525	101.3	50.337	92.2	16.915	85.9		1:33.777	
5	27.993	93.7	49.898	92.2	16.845	85.8		1:34.736		10									

101 James-Letts (ACD)										Austin A35 'Academy'									
lap	Sect-1	Speed	Sect-2	Speed	Sect-3	Speed	TopSpeed	laptime	pit	lap	Sect-1	Speed	Sect-2	Speed	Sect-3	Speed	Topspeed	laptime	pit
1	31.675	72.9	59.465	86.1	19.003			1:50.143		6	30.369	83.2	55.645	86.3	19.094	78.0		1:45.108	
2	30.964	78.2	57.854	87.3	18.847	78.3		1:47.665		7	29.993	80.1	57.199	85.4	20.595	73.2		1:47.787	
3	30.459	81.6	56.903	87.7	18.682			1:46.044		8	30.004	81.5	55.275	86.1	18.429	77.3		1:43.708	
4	10:45.183	76.2	59.832	82.8	20.020			12:05.035	P	9	30.409	78.5	57.843	84.8	19.005			1:47.257	
5	30.926	80.1	56.013	88.2	18.974			1:45.913		10									

110 Webb-Alcock (T63)										Jaguar Mk2									
lap	Sect-1	Speed	Sect-2	Speed	Sect-3	Speed	TopSpeed	laptime	pit	lap	Sect-1	Speed	Sect-2	Speed	Sect-3	Speed	Topspeed	laptime	pit
1	27.194	89.5	50.817	104.9	16.819			1:34.830		6	26.169	91.2	47.715	107.2	16.250			1:30.134	
2	27.425	80.3	48.921	99.3	16.871	93.8		1:33.217		7	25.867	95.2	47.715	108.3	16.947			1:30.529	
3	27.148	90.3	49.507	107.4	16.425	94.2		1:33.080		8	25.807	93.5	48.390	107.6	16.268			1:30.465	
4	26.678	87.4	49.321	107.9	17.113			1:33.112		9	26.055	84.5	47.564	107.7	16.212			1:29.831	
5	10:49.617	87.4	50.996	102.3	17.492	92.0		11:58.105	P	10	25.987	93.2	49.937	108.3	16.523			1:32.447	

114 Jonathan Lewis (ACD)										Austin A35 'Academy'									
lap	Sect-1	Speed	Sect-2	Speed	Sect-3	Speed	TopSpeed	laptime	pit	lap	Sect-1	Speed	Sect-2	Speed	Sect-3	Speed	Topspeed	laptime	pit
1	29.028	82.9	55.510	90.3	17.979	79.1		1:42.517		6	28.316	91.8	52.429	90.4	17.801	80.7		1:38.546	
2	29.149	89.7	53.483	92.4	18.568			1:41.200		7	28.252	92.9	54.049	91.6	18.435			1:40.736	
3	29.129	77.6	54.564	90.7	18.025			1:41.718		8	27.769	92.8	52.187	91.1	17.706			1:37.662	
4	11:30.220	81.4	53.805	89.8	18.050	79.0		12:42.075	P	9	28.264	85.6	54.608	85.6	In			1:53.587	P
5	28.648	91.0	53.524	89.9	18.255			1:40.427		10									

121 Chrissie Palmer (ACD)										Austin A40 'Speedwell'									
lap	Sect-1	Speed	Sect-2	Speed	Sect-3	Speed	TopSpeed	laptime	pit	lap	Sect-1	Speed	Sect-2	Speed	Sect-3	Speed	Topspeed	laptime	pit
1	28.623	87.5	51.528	94.4	17.662	83.6		1:37.813		6	27.189	91.2	49.497	97.3	16.940			1:33.626	
2	28.115	92.5	51.112	96.7	18.089			1:37.316		7	27.339	86.2	51.082	96.7	17.212			1:35.633	
3	28.191	94.6	50.827	96.3	17.167			1:36.185		8	26.915	93.0	50.227	98.2	17.043	85.9		1:34.185	
4	27.908	91.6	52.075	97.9	17.993	84.3		1:37.976		9	26.851	95.0	1:07.468	58.4	In			2:13.237	P
5	10:19.111	88.8	50.473	95.8	17.177	85.7		11:26.761	P	10									



Session Start: 13:50:07 - Finish: 14:17:44
Weather/Track Conditions: Bright / Dry
Circuit: Donington Park National
Track Length: 3.185 Km - 1.9791 miles

Donington Historic Festival - 28 - 30 Apr 2017

HRDC 'Touring Greats' for pre-60 Touring Cars with invited 'TC63'

Qualifying for Race 9 - Sector Analysis

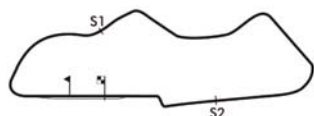
126 David Jones (ACD)										Austin A35 'Academy'										
lap	Sect-1	Speed	Sect-2	Speed	Sect-3	Speed	TopSpeed	laptime	pit	lap	Sect-1	Speed	Sect-2	Speed	Sect-3	Speed	Topspeed	laptime	pit	
1	29.178	86.7	55.042	87.7	18.672			1:42.892		6	29.704	89.5	55.372	88.1	18.205	76.9			1:43.281	
2	29.657	86.3	54.728	88.0	17.875			1:42.260		7	29.257	89.7	55.131	86.7	18.000				1:42.388	
3	29.049	88.3	55.590	87.9	17.705			1:42.344		8	29.079	89.2	54.506	86.4	17.856	77.5			1:41.441	
4	29.028	90.2	55.771	87.2	17.814	79.6		1:42.613		9	28.929	86.8	54.636	86.8	18.084	77.7			1:41.649	
5	10:03.392	83.4	58.748	88.0	18.902	76.8		11:21.042	P	10	29.078	90.2	55.014	85.3	20.186				1:44.278	

151 Anthony Lucas (ACD)										Austin A35 'Academy'										
lap	Sect-1	Speed	Sect-2	Speed	Sect-3	Speed	TopSpeed	laptime	pit	lap	Sect-1	Speed	Sect-2	Speed	Sect-3	Speed	Topspeed	laptime	pit	
1	29.552	84.9	54.280	89.3	18.251			1:42.083		5	28.907	89.6	52.898	90.3	17.849	80.5			1:39.654	
2	29.955	84.1	54.314	90.3	18.461	80.5		1:42.730		6	28.734	90.1	53.228	90.0	17.420	81.9			1:39.382	
3	29.454	84.9	53.931	90.5	18.431			1:41.816		7	28.708	89.6	52.951	90.7	17.667				1:39.326	
4	11:22.534	72.3	57.232	89.2	18.104	80.1		12:37.870	P	8	28.212	90.2	52.518	90.6	17.397				1:38.127	

174 Tony Hirtcliffe (ACD)										Austin A35 'Academy'										
lap	Sect-1	Speed	Sect-2	Speed	Sect-3	Speed	TopSpeed	laptime	pit	lap	Sect-1	Speed	Sect-2	Speed	Sect-3	Speed	Topspeed	laptime	pit	
1	29.352	84.1	54.716	82.0	18.983	81.4		1:43.051		3	28.313	90.4	54.425	90.0	17.714	81.0			1:40.452	
2	28.893	90.8	53.897	89.8	17.694			1:40.484		4										

181 Charles Mullineux (ACD)										Austin A35 'Academy'										
lap	Sect-1	Speed	Sect-2	Speed	Sect-3	Speed	TopSpeed	laptime	pit	lap	Sect-1	Speed	Sect-2	Speed	Sect-3	Speed	Topspeed	laptime	pit	
1	30.417	80.4	56.322	87.3	18.578			1:45.317		6	28.893	89.2	52.511	87.8	17.651				1:39.055	
2	29.632	87.7	55.205	87.6	17.934	79.6		1:42.771		7	28.723	91.0	52.490	87.9	17.581	79.2			1:38.794	
3	29.253	90.8	55.835	86.8	18.048			1:43.136		8	28.677	92.1	52.580	88.0	17.639				1:38.896	
4	11:09.634	82.1	56.164	85.2	18.593	78.2		12:24.391	P	9	28.645	90.7	52.337	87.3	17.555	79.3			1:38.537	
5	28.824	88.9	53.395	88.4	18.004	78.4		1:40.223		10										

296 Tom Shephard (C)										Alfa Romeo Giulietta Ti										
lap	Sect-1	Speed	Sect-2	Speed	Sect-3	Speed	TopSpeed	laptime	pit	lap	Sect-1	Speed	Sect-2	Speed	Sect-3	Speed	Topspeed	laptime	pit	
1	28.922	86.0	51.039	98.0	17.365			1:37.326		7	26.628	98.1	50.109	96.1	16.847				1:33.584	
2	27.089	95.8	49.475	99.5	17.377	85.4		1:33.941		8	27.039	99.6	49.089	97.6	16.488				1:32.616	
3	27.107	97.4	51.251	98.2	16.719			1:35.077		9	26.613	100.6	49.386	96.7	16.977				1:32.976	
4	27.347	96.9	50.814	98.4	17.486			1:35.647		10	26.525	98.6	50.396	97.0	16.745	86.3			1:33.666	
5	9:50.140	90.5	50.658	98.6	18.131	84.0		10:58.929	P	11	26.740	98.3	55.992	91.1	17.379				1:40.111	
6	26.745	94.8	50.978	96.2	17.640	85.0		1:35.363		12										



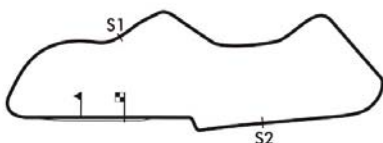
Session Start: 13:50:07 - Finish: 14:17:44
Weather/Track Conditions: Bright / Dry
Circuit: Donington Park National
Track Length: 3.185 Km - 1.9791 miles

Donington Historic Festival - 28 - 30 Apr 2017

HRDC 'Touring Greats' for pre-60 Touring Cars with invited 'TC63'

Qualifying for Race 9 - Best Sector Times

SECTOR 1			SECTOR 2			SECTOR 3			IDEAL / BEST LAP COMPARISON						
NO	TIME	LAP	NO	TIME	LAP	NO	TIME	LAP	NO	NAME	BEST	IN	IDEAL	DIFF	
1	77	25.174	10	77	45.994	2	77	15.362	2	77	Jordan-Jordan	1:26.827	2	1:26.530	+0.297
2	4	25.519	10	4	47.117	6	4	15.813	10	4	Neil Brown	1:29.186	6	1:28.449	+0.737
3	48	25.732	9	110	47.564	9	48	16.025	8	48	Butterfield-Dorlin	1:29.800	9	1:29.748	+0.052
4	110	25.807	8	68	47.762	9	65	16.058	7	110	Webb-Alcock	1:29.831	9	1:29.583	+0.248
5	31	25.843	9	48	47.991	9	59	16.169	7	17	Dave Devine	1:30.560	3	1:30.385	+0.175
6	68	25.896	9	17	48.127	2	17	16.194	3	68	Marc Gordon	1:30.776	9	1:30.219	+0.557
7	59	26.025	5	65	48.276	6	110	16.212	9	59	Antony Ross	1:31.326	7	1:30.932	+0.394
8	17	26.064	2	59	48.738	8	69	16.303	8	65	Turrall-Winter	1:31.412	6	1:30.758	+0.654
9	69	26.243	8	96	48.804	7	31	16.345	9	31	Les Ely	1:31.657	9	1:31.184	+0.473
10	65	26.424	4	5	48.933	6	296	16.488	8	69	Gavin Watson	1:31.965	8	1:31.800	+0.165
11	29	26.494	8	31	48.996	3	96	16.558	8	96	Fores-Reed	1:32.296	7	1:31.887	+0.409
12	96	26.525	9	296	49.089	8	68	16.561	8	5	John Yea	1:32.496	6	1:32.171	+0.325
13	296	26.525	10	69	49.254	9	29	16.625	6	296	Tom Shephard	1:32.616	8	1:32.102	+0.514
14	5	26.562	9	55	49.416	10	5	16.676	7	29	Mike Haigh	1:33.168	6	1:32.827	+0.341
15	55	26.595	8	121	49.497	6	11	16.715	8	55	Alistair Dyson	1:33.322	8	1:32.763	+0.559
16	121	26.851	9	29	49.708	6	55	16.752	9	121	Chrissie Palmer	1:33.626	6	1:33.288	+0.338
17	11	26.861	6	91	49.754	7	91	16.764	7	91	Simon Blanckley	1:33.872	7	1:33.402	+0.470
18	15	26.881	6	11	49.987	9	121	16.940	6	11	Ding Boston	1:34.083	8	1:33.563	+0.520
19	91	26.884	6	15	50.012	4	15	17.069	2	15	Gold-Wood	1:34.163	6	1:33.962	+0.201
20	49	27.339	9	8	50.771	2	75	17.078	8	75	Grindall-Davis	1:35.797	8	1:35.785	+0.012
21	19	27.433	6	75	50.876	8	19	17.210	6	8	Steve Dunne	1:36.398	3	1:35.732	+0.666
22	8	27.557	5	19	51.360	8	18	17.223	8	18	Spurrell-Coates	1:37.175	8	1:36.579	+0.596
23	18	27.557	8	49	51.564	7	94	17.356	3	49	Paul Alcock	1:37.363	8	1:36.478	+0.885
24	114	27.769	8	60	51.583	7	151	17.397	8	19	Matthew Holme	1:37.378	3	1:36.003	+1.375
25	75	27.831	6	18	51.799	6	8	17.404	3	114	Jonathan Lewis	1:37.662	8	1:37.662	+0.000
26	60	28.030	6	114	52.187	8	181	17.555	9	60	Cawthorn-Cawthorn	1:37.921	6	1:37.263	+0.658
27	151	28.212	8	181	52.337	9	174	17.560	0	151	Anthony Lucas	1:38.127	8	1:38.127	+0.000
28	51	28.224	3	151	52.518	8	49	17.575	8	181	Charles Mullineux	1:38.537	9	1:38.537	+0.000
29	94	28.260	4	50	52.519	5	60	17.650	5	50	Peter Blanchett	1:38.849	5	1:38.849	+0.000
30	174	28.313	3	53	53.092	3	44	17.699	8	51	Sharp-Auston	1:39.594	3	1:39.594	+0.000
31	53	28.602	6	44	53.511	6	126	17.705	3	21	Simon Drabble	1:40.063	7		+
32	50	28.615	5	51	53.582	3	114	17.706	8	53	Julian Crossley	1:40.112	3	1:39.929	+0.183
33	181	28.645	9	174	53.897	2	50	17.715	5	94	Barry Louvel	1:40.153	3	1:39.531	+0.622
34	44	28.759	9	94	53.915	3	51	17.788	3	44	Cross-Cross	1:40.297	9	1:39.969	+0.328
35	126	28.929	9	10	54.284	8	10	17.889	9	174	Tony Hirtcliffe	1:40.452	3	1:39.770	+0.682
36	10	29.077	8	126	54.506	8	88	18.056	3	126	David Jones	1:41.441	8	1:41.140	+0.301
37	88	29.176	4	88	54.925	2	53	18.235	3	10	Simon Seath	1:41.660	8	1:41.250	+0.410
38	16	29.698	8	101	55.275	8	101	18.429	8	88	Barber-Thomas	1:42.406	3	1:42.157	+0.249
39	101	29.993	7	16	55.862	8	16	18.652	8	101	James-Letts	1:43.708	8	1:43.697	+0.011
40	21			21			21			16	Geoff Mackrill	1:44.212	8	1:44.212	+0.000
41	83			83			83			83	Clynes-Millar	1:59.920	1		+
42	112			112			112								
43	135			135			135								



Session Start: 13:50:07 - Finish: 14:17:44

Weather/Track Conditions: Bright / Dry

Circuit: Donington Park National

Track Length: 3.185 Km - 1.9791 miles

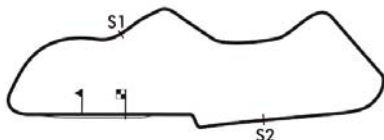


Donington Historic Festival - 28 - 30 Apr 2017

HRDC 'Touring Greats' for pre-60 Touring Cars with invited 'TC63'

Qualifying for Race 9 - Best Sector Speeds

	NO	SECTOR 1	MPH	NO	SECTOR 2	MPH	NO	SECTOR 3	MPH
1	77	Jordan-Jordan	107.8	31	Les Ely	110.9	31	Les Ely	96.6
2	59	Antony Ross	102.0	110	Webb-Alcock	108.3	48	Butterfield-Dorlin	95.2
3	4	Neil Brown	101.6	48	Butterfield-Dorlin	107.6	68	Marc Gordon	94.6
4	96	Fores-Reed	101.3	68	Marc Gordon	107.4	110	Webb-Alcock	94.2
5	296	Tom Shephard	100.6	77	Jordan-Jordan	103.7	4	Neil Brown	92.4
6	5	John Yea	100.2	4	Neil Brown	103.4	77	Jordan-Jordan	92.2
7	17	Dave Devine	99.9	29	Mike Haigh	103.3	29	Mike Haigh	91.2
8	11	Ding Boston	99.0	55	Alistair Dyson	103.3	59	Antony Ross	90.7
9	91	Simon Blanckley	97.7	65	Turrall-Winter	103.3	17	Dave Devine	90.0
10	48	Butterfield-Dorlin	97.6	17	Dave Devine	100.0	55	Alistair Dyson	89.9
11	69	Gavin Watson	97.3	69	Gavin Watson	99.9	65	Turrall-Winter	89.7
12	65	Turrall-Winter	97.1	59	Antony Ross	99.8	91	Simon Blanckley	88.4
13	29	Mike Haigh	96.0	91	Simon Blanckley	99.8	11	Ding Boston	88.2
14	55	Alistair Dyson	95.9	296	Tom Shephard	99.5	69	Gavin Watson	88.1
15	68	Marc Gordon	95.8	5	John Yea	98.9	5	John Yea	87.9
16	19	Matthew Holme	95.5	18	Spurrell-Coates	98.4	296	Tom Shephard	87.9
17	15	Gold-Wood	95.4	121	Chrissie Palmer	98.2	8	Steve Dunne	87.1
18	110	Webb-Alcock	95.2	75	Grindall-Davis	98.0	18	Spurrell-Coates	86.8
19	121	Chrissie Palmer	95.0	11	Ding Boston	97.2	75	Grindall-Davis	86.5
20	50	Peter Blanchett	93.7	15	Gold-Wood	97.2	15	Gold-Wood	86.4
21	114	Jonathan Lewis	93.3	49	Paul Alcock	97.0	96	Fores-Reed	86.3
22	31	Les Ely	92.8	10	Simon Seath	96.7	121	Chrissie Palmer	86.3
23	181	Charles Mullineux	92.1	8	Steve Dunne	95.2	49	Paul Alcock	85.9
24	94	Barry Louvel	92.0	51	Sharp-Auston	95.1	10	Simon Seath	85.6
25	88	Barber-Thomas	91.3	96	Fores-Reed	94.0	51	Sharp-Auston	85.4
26	44	Cross-Cross	90.9	60	Cawthorn-Cawthorn	93.5	19	Matthew Holme	83.9
27	53	Julian Crossley	90.8	114	Jonathan Lewis	92.4	94	Barry Louvel	83.1
28	174	Tony Hirtcliffe	90.8	19	Matthew Holme	91.2	60	Cawthorn-Cawthorn	82.8
29	8	Steve Dunne	90.3	94	Barry Louvel	91.1	114	Jonathan Lewis	82.0
30	126	David Jones	90.2	151	Anthony Lucas	90.7	151	Anthony Lucas	81.9
31	151	Anthony Lucas	90.2	174	Tony Hirtcliffe	90.0	174	Tony Hirtcliffe	81.4
32	18	Spurrell-Coates	89.7	53	Julian Crossley	88.9	53	Julian Crossley	80.3
33	75	Grindall-Davis	89.5	181	Charles Mullineux	88.4	181	Charles Mullineux	79.8
34	60	Cawthorn-Cawthorn	88.3	101	James-Letts	88.2	126	David Jones	79.6
35	16	Geoff Mackrill	86.2	126	David Jones	88.1	101	James-Letts	79.5
36	10	Simon Seath	85.8	16	Geoff Mackrill	87.4	50	Peter Blanchett	79.2
37	49	Paul Alcock	83.3	88	Barber-Thomas	86.7	16	Geoff Mackrill	78.8
38	101	James-Letts	83.2	44	Cross-Cross	86.5	44	Cross-Cross	78.4
39	51	Sharp-Auston	82.8	50	Peter Blanchett	86.1	88	Barber-Thomas	77.7
40	21	Simon Drabble	0.0	21	Simon Drabble	0.0	21	Simon Drabble	0.0



Session Start: 13:50:07 - Finish: 14:17:44

Weather/Track Conditions: Bright / Dry

Circuit: Donington Park National

Track Length: 3.185 Km - 1.9791 miles



Donington Historic Festival - 28 - 30 Apr 2017

HRDC 'Touring Greats' for pre-60 Touring Cars with invited 'TC63'

Race 9 - Starting Grid - AMENDED

Sheet No:

Start Time : 16:40 - Heat Duration : 45 Minutes

20		39 112 John Cleland		40 135 Bruce Chapman
19		37 16 Geoff Mackrill		38 83 Clynes-Millar
18		35 88 Barber-Thomas		36 101 James-Letts
17		33 126 Jones-Grindall		34 10 Simon Seath
16		31 94 Barry Louvel		32 44 Cross-Cross
15		29 21 Simon Drabble		30 53 Julian Crossley
14		27 50 Peter Blanchett		28 51 Sharp-Auston
13		25 151 Anthony Lucas		26 181 Charles Mullineux
12		23 114 Jonathan Lewis		24 60 Cawthorn-Cawthorn
11		21 49 Paul Alcock		22 19 Matthew Holme
10		19 8 Steve Dunne		20 18 Spurrell-Coates
9		17 15 Gold-Wood		18 75 Grindall-Davis
8		15 55 Alistair Dyson		16 91 Simon Blanckley
7		13 296 Tom Shephard		14 29 Mike Haigh
6		11 96 Fores-Reed		12 5 John Yea
5		9 31 Les Ely		10 69 Gavin Watson
4		7 59 Antony Ross		8 65 Turrall-Winter
3		5 17 Dave Devine		6 68 Marc Gordon
2		3 48 Butterfield-Dorlin		4 110 Webb-Young
1		1 77 Jordan-Jordan		2 4 Neil Brown

Pole Right

ROW

CARS 121 & 174 Withdrawn. Cars 112 & 135 allowed to start from back of grid.

These results are provisional until the conclusion of any judicial and technical matters.

*Circuit: Donington Park National
Track Length: 3.185 Km - 1.9791 miles*

Clerk of the Course: <div style="text-align: right;">Julian Floyd</div>	Timekeeper: <div style="text-align: right;">Nick Palmer</div>	Issued at:
--	--	------------

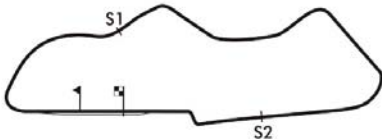


Donington Historic Festival - 28 - 30 Apr 2017

HRDC 'Touring Greats' for pre-60 Touring Cars with invited 'TC63'

Qualifying for Race 9 - Best Sector Speeds

41	83	Clynes-Millar	0.0	83	Clynes-Millar	0.0	83	Clynes-Millar	0.0
42	112	Cleland-Cleland	0.0	112	Cleland-Cleland	0.0	112	Cleland-Cleland	0.0
43	135	Bruce Chapman	0.0	135	Bruce Chapman	0.0	135	Bruce Chapman	0.0



Session Start: 13:50:07 - Finish: 14:17:44
Weather/Track Conditions: Bright / Dry
Circuit: Donington Park National
Track Length: 3.185 Km - 1.9791 miles

Donington Historic Festival - 28 - 30 Apr 2017

HSCC Historic Formula 2 FIA International Race Series Qualifying for Race 5 - Classification

Sheet No:

POS	NO	DRIVER/S	CLASS	CLASS POS	CAR MAKE / MODEL	TIME	ON	LAPS	GAP	DIFF	MPH
1	77	Richard Evans	C	1	March 742	1:04.873	15	18			109.82
2	122	Mark Dwyer	C	2	March 742	1:06.428	10	12	1.555	1.555	107.25
3	65	Jamie Brashaw	C	3	Chevron B25	1:06.530	15	15	1.657	0.102	107.09
4	48	Daniel Gibson	C	4	Chevron B42	1:06.811	20	20	1.938	0.281	106.64
5	9	Frazer Gibney	C	5	March 782	1:09.331	12	19	4.458	2.520	102.76
6	36	Jeremy Wheatley	C	6	Surtees TS15	1:09.444	8	19	4.571	0.113	102.60
7	39	Martin Bullock	A	1	Chevron B17C	1:09.646	19	19	4.773	0.202	102.30
8	30	Dan Daly	C	7	Ralt RT1	1:09.997	11	16	5.124	0.351	101.78
9	10	Richard Ellingworth	C	8	March 782	1:10.399	10	12	5.526	0.402	101.20
10	3	Luciano Arnold	A	2	Brabham BT36	1:10.888	14	19	6.015	0.489	100.51
11	1	Robert Simac	A	3	March 712M	1:10.889	6	20	6.016	0.001	100.50
12	33	Matthew Wrigley	B	1	Ralt RT1	1:11.726	16	16	6.853	0.837	99.33
13	15	Mike Wrigley	B	2	March 79B	1:12.105	4	7	7.232	0.379	98.81
14	17	Mike Bletsoe-Brown	C	9	Chevron B27	1:12.113	11	14	7.240	0.008	98.80
15	50	Paul Bason	A	4	March 712	1:12.136	16	17	7.263	0.023	98.77
16	32	Steve Seaman	C	10	Ralt RT1	1:12.206	15	15	7.333	0.070	98.67
17	7	Peter Alexander	B	3	Chevron B29	1:12.259	10	11	7.386	0.053	98.60
18	22	Alain Lagache	A	5	March 712M	1:12.813	15	18	7.940	0.554	97.85
19	8	Klaus Bergs	A	6	Brabham BT36	1:14.243	17	18	9.370	1.430	95.96
20	71	Chris Willie	C	11	Chevron B29	1:14.605	7	7	9.732	0.362	95.50
21	18	Gwyn Pollard	B	4	Chevron B29	1:16.107	4	7	11.234	1.502	93.61
22	37	Lincoln Small	A	7	Brabham BT30	1:20.028	16	16	15.155	3.921	89.03
23	55	John Lord	C	12	Ralt RT1	1:20.782	7	9	15.909	0.754	88.20
24	4	Graham Adelman	D	1	Ferrari 166 Dino	1:20.869	16	16	15.996	0.087	88.10
25	12	Stephen Weller	D	2	Elfin 600B	1:21.419	15	15	16.546	0.550	87.51
26	35	Julian Maynard	C	13	March 742	1:22.385	6	7	17.512	0.966	86.48
27	46	Olivier Huez	B	5	March 722	1:33.575	4	9	28.702	11.190	76.14

Car 35 requires a working transponder - Regulation Q.12.2.1 refers.
A 30 second penalty will be applied if not working in the race.

Session Start: 14:28:55 - Finish: 14:58:30
Weather/Track Conditions: Bright / Dry
Circuit: Donington Park National
Track Length: 3.185 Km - 1.9791 miles

These results are provisional until the conclusion of any judicial and technical matters.

Clerk of the Course:

Julian Floyd

Timekeeper:

Nick Palmer

Issued at:

Donington Historic Festival - 28 - 30 Apr 2017

HSCC Historic Formula 2 FIA International Race Series

Qualifying for Race 5 - Sector Analysis

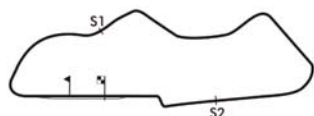
1 Robert Simac (A)										March 712M									
lap	Sect-1	Speed	Sect-2	Speed	Sect-3	Speed	TopSpeed	laptime	pit	lap	Sect-1	Speed	Sect-2	Speed	Sect-3	Speed	Topspeed	laptime	pit
1	Out	77.8	52.051	107.2	15.885	103.7		1:31.789		11	20.404	119.9	37.896	131.8	13.085			1:11.385	
2	23.683	99.3	43.491	118.5	14.684	111.8		1:21.858		12	20.341	120.1	40.941	132.5	12.772	120.5		1:14.054	
3	22.045	107.4	41.141	129.0	13.436			1:16.622		13	5:24.852	101.5	42.461	128.5	13.335			6:20.648	P
4	21.272	102.7	39.706	120.9	15.024			1:16.002		14	21.544	118.5	40.543	130.5	13.943			1:16.030	
5	21.378	117.0	39.090	133.1	14.017			1:14.485		15	21.066	119.5	40.603	131.3	13.268			1:14.937	
6	20.373	119.1	37.947	133.9	12.569			1:10.889		16	21.551	94.6	40.269	130.0	13.315	119.4		1:15.135	
7	20.616	100.9	41.894	133.9	12.744			1:15.254		17	20.784	121.2	39.317	130.2	13.037			1:13.138	
8	19.892	124.3	39.163	132.8	13.078	119.6		1:12.133		18	21.030	121.4	39.863	129.0	13.046			1:13.939	
9	20.338	118.9	41.979	130.5	13.502			1:15.819		19	20.777	123.4	38.963	132.8	13.701			1:13.441	
10	20.966	118.1	38.013	133.1	13.211	109.8		1:12.190		20	20.900	122.5	39.283	129.2	13.374	118.3		1:13.557	

3 Luciano Arnold (A)										Brabham BT36									
lap	Sect-1	Speed	Sect-2	Speed	Sect-3	Speed	TopSpeed	laptime	pit	lap	Sect-1	Speed	Sect-2	Speed	Sect-3	Speed	Topspeed	laptime	pit
1	Out	87.6	50.795	117.5	15.128			1:27.932		11	21.760	123.6	40.125	131.3	13.245	119.0		1:15.130	
2	23.582	106.8	43.834	118.5	14.196	103.6		1:21.612		12	5:48.663	115.1	38.722	131.5	13.105	120.5		6:40.490	P
3	23.610	99.7	42.476	115.9	13.803	117.3		1:19.889		13	20.546	126.4	37.822	129.7	12.705	119.6		1:11.073	
4	22.051	115.1	39.889	123.5	13.577	114.5		1:15.517		14	20.350	122.7	37.785	132.5	12.753			1:10.888	
5	21.447	118.9	45.591	119.6	13.906			1:20.944		15	20.240	128.5	39.256	130.5	12.711	118.8		1:12.207	
6	22.891	118.3	39.451	125.2	14.054			1:16.396		16	20.470	118.7	38.831	132.5	12.842			1:12.143	
7	20.546	126.2	38.899	122.2	13.175			1:12.620		17	25.787	78.2	46.825	133.1	13.005	121.1		1:25.617	
8	21.284	126.4	38.976	128.5	13.763	111.3		1:14.023		18	21.088	111.8	41.674	131.0	14.807			1:17.569	
9	23.691	101.3	40.578	131.5	13.074			1:17.343		19	21.927	118.3	40.116	101.4	In			1:26.185	P
10	21.685	87.3	45.273	131.5	15.174	115.1		1:22.132		20									

4 Graham Adelman (D)										Ferrari 166 Dino									
lap	Sect-1	Speed	Sect-2	Speed	Sect-3	Speed	TopSpeed	laptime	pit	lap	Sect-1	Speed	Sect-2	Speed	Sect-3	Speed	Topspeed	laptime	pit
1	Out	80.3	54.980	104.4	16.569	99.5		1:35.040		9	23.650	102.1	48.181	108.6	15.646	107.0		1:27.477	
2	25.482	83.6	48.214	116.9	15.887	105.4		1:29.583		10	6:54.221	86.2	50.428	116.5	15.972	105.0		8:00.621	P
3	25.387	86.7	47.257	122.4	15.984	92.5		1:28.628		11	23.818	101.2	47.447	118.8	14.682	112.6		1:25.947	
4	24.725	95.8	49.041	115.1	15.379			1:29.145		12	23.347	94.6	46.085	124.0	14.519	110.0		1:23.951	
5	24.122	88.4	46.162	117.3	15.597	108.6		1:25.881		13	23.453	100.9	43.624	128.0	14.779	109.3		1:21.856	
6	23.932	95.4	44.366	119.6	14.954	108.4		1:23.252		14	23.873	91.6	43.632	128.7	14.654			1:22.159	
7	25.287	90.2	44.716	121.8	14.821	110.4		1:24.824		15	23.084	97.6	46.354	123.5	15.713			1:25.151	
8	23.310	94.8	45.908	123.8	14.884			1:24.102		16	23.395	99.7	43.277	126.3	14.197	112.8		1:20.869	

7 Peter Alexander (B)										Chevron B29									
lap	Sect-1	Speed	Sect-2	Speed	Sect-3	Speed	TopSpeed	laptime	pit	lap	Sect-1	Speed	Sect-2	Speed	Sect-3	Speed	Topspeed	laptime	pit
1	Out	83.4	49.068	103.4	15.499	106.7		1:27.524		7	21.700	107.9	38.476	124.9	13.046	114.1		1:13.222	
2	23.821	99.3	43.184	122.4	14.963	100.6		1:21.968		8	21.198	113.5	40.418	126.6	13.177	112.8		1:14.793	
3	22.486	102.1	41.788	122.6	13.721			1:17.995		9	21.333	106.6	41.570	125.2	13.043			1:15.946	
4	21.562	109.3	40.225	123.5	13.773	106.9		1:15.560		10	20.824	112.8	38.018	126.6	13.417	113.9		1:12.259	
5	22.234	106.1	40.161	125.2	13.415			1:15.810		11	21.326	117.4	38.259	125.4	13.237	113.7		1:12.822	
6	21.211	113.1	38.776	124.7	13.311			1:13.298		12									

8 Klaus Bergs (A)										Brabham BT36									
lap	Sect-1	Speed	Sect-2	Speed	Sect-3	Speed	TopSpeed	laptime	pit	lap	Sect-1	Speed	Sect-2	Speed	Sect-3	Speed	Topspeed	laptime	pit
1	Out	80.4	50.140	116.3	15.246			1:27.822		10	21.392	105.1	40.429	128.5	14.724			1:16.545	
2	23.743	100.2	43.988	123.1	14.345			1:22.076		11	23.002	104.5	42.227	125.6	14.732			1:19.961	
3	22.927	99.9	43.157	124.9	14.060			1:20.144		12	6:01.864	102.0	41.621	126.1	14.426	107.0		6:57.911	P
4	22.759	101.0	43.306	125.6	14.041			1:20.106		13	21.828	109.9	40.725	103.4	15.010			1:17.563	
5	23.166	94.6	47.479	117.7	14.327			1:24.972		14	21.351	107.3	42.361	123.1	14.265			1:17.977	
6	22.745	103.7	42.095	126.1	14.052	113.9		1:18.892		15	21.268	109.7	40.402	126.6	13.503	115.1		1:15.173	
7	22.651	103.8	44.012	126.1	14.480			1:21.143		16	21.421	104.6	39.915	127.5	13.300			1:14.636	
8	21.193	116.2	41.950	125.2	13.952	111.5		1:17.095		17	21.199	106.6	39.716	127.0	13.328			1:14.243	
9	21.531	105.4	41.378	127.5	13.738			1:16.647		18	21.114	111.3	39.689	128.3	13.796	113.2		1:14.599	



Session Start: 14:28:55 - Finish: 14:58:30
Weather/Track Conditions: Bright / Dry
Circuit: Donington Park National
Track Length: 3.185 Km - 1.9791 miles

Donington Historic Festival - 28 - 30 Apr 2017

HSCC Historic Formula 2 FIA International Race Series

Qualifying for Race 5 - Sector Analysis

9 Frazer Gibney (C)									March 782										
lap	Sect-1	Speed	Sect-2	Speed	Sect-3	Speed	TopSpeed	laptime	pit	lap	Sect-1	Speed	Sect-2	Speed	Sect-3	Speed	Topspeed	laptime	pit
1	Out	84.1	51.403	117.9	15.111	114.7		1:31.359		11	19.991	133.1	37.440	135.7	12.717	122.2		1:10.148	
2	22.649	102.9	42.898	132.0	13.079	120.5		1:18.626		12	19.815	129.5	36.910	135.7	12.606			1:09.331	
3	21.698	117.4	41.522	133.1	13.520	117.7		1:16.740		13	6:07.959	115.1	40.052	133.3	13.184			7:01.195	P
4	21.033	116.8	39.293	133.9	13.199	122.2		1:13.525		14	20.943	110.0	37.593	134.4	12.286			1:10.822	
5	20.862	111.7	41.589	129.0	12.803			1:15.254		15	19.642	132.8	48.062	133.9	12.794	121.1		1:20.498	
6	22.060	118.5	37.746	134.1	12.788			1:12.594		16	20.515	125.0	38.936	134.1	12.599			1:12.050	
7	21.783	99.6	40.085	135.2	13.340			1:15.208		17	21.243	105.9	45.491	133.9	12.496			1:19.230	
8	20.233	125.9	41.027	134.9	13.606	120.7		1:14.866		18	21.355	109.0	39.535	134.7	13.444			1:14.334	
9	20.737	124.1	39.316	134.7	13.130	122.0		1:13.183		19	20.482	133.9	37.053	136.0	12.378			1:09.913	
10	20.224	127.3	37.836	136.3	13.206	120.7		1:11.266		20									

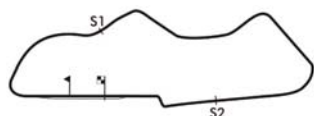
10 Richard Ellingworth (C)									March 782										
lap	Sect-1	Speed	Sect-2	Speed	Sect-3	Speed	TopSpeed	laptime	pit	lap	Sect-1	Speed	Sect-2	Speed	Sect-3	Speed	Topspeed	laptime	pit
1	Out	65.3	56.916	97.0	16.821	101.4		1:38.025		7	24.076	85.8	50.411	85.1	In			1:37.160	P
2	26.617	87.4	48.935	126.3	13.707	119.2		1:29.259		8	Out	99.4	39.294	133.6	12.751	119.8		4:01.806	P
3	20.467	124.8	37.659	134.7	13.584	118.8		1:11.710		9	6:15.356	109.3	38.303	134.9	13.300	119.4		7:06.959	P
4	23.037	101.2	43.957	131.8	14.015			1:21.009		10	20.006	123.9	37.598	130.0	12.795			1:10.399	
5	21.026	116.8	39.053	136.0	37.778	39.5		1:37.857		11	20.682	119.5	37.176	134.9	12.756			1:10.614	
6	27.627	95.6	41.275	133.6	12.974	121.3		1:21.876		12	23.931	77.9	52.327	85.9	In			1:43.442	P

12 Stephen Weller (D)									Elfin 600B										
lap	Sect-1	Speed	Sect-2	Speed	Sect-3	Speed	TopSpeed	laptime	pit	lap	Sect-1	Speed	Sect-2	Speed	Sect-3	Speed	Topspeed	laptime	pit
1	Out	68.7	1:01.615	82.0	18.129	93.9		1:44.593		9	25.600	91.9	49.351	102.8	17.886	101.1		1:32.837	
2	28.263	76.8	54.866	109.7	15.849			1:38.978		10	6:47.113	85.5	46.950	117.3	39.946	100.0		8:14.009	P
3	27.116	85.0	51.761	114.3	14.874	103.4		1:33.751		11	25.494	86.0	46.216	115.5	15.022			1:26.732	
4	25.441	82.6	51.347	112.0	16.157			1:32.945		12	23.636	95.5	44.604	117.9	15.527	98.2		1:23.767	
5	27.079	84.6	47.480	113.0	14.804			1:29.363		13	24.617	92.8	44.020	92.9	14.821			1:23.458	
6	28.482	67.6	49.661	117.1	14.499			1:32.642		14	23.121	94.8	46.207	117.5	14.859	104.2		1:24.187	
7	24.642	93.9	46.955	113.5	14.737	103.0		1:26.334		15	22.921	103.3	43.761	118.1	14.737			1:21.419	
8	24.584	81.2	49.022	115.5	14.564	103.7		1:28.170		16									

15 Mike Wrigley (B)									March 79B										
lap	Sect-1	Speed	Sect-2	Speed	Sect-3	Speed	TopSpeed	laptime	pit	lap	Sect-1	Speed	Sect-2	Speed	Sect-3	Speed	Topspeed	laptime	pit
1	Out	106.1	42.788	115.1	14.296	104.7		8:25.076	P	5	21.029	124.5	38.509	120.5	13.045			1:12.583	
2	22.283	116.4	40.885	121.1	13.671	108.6		1:16.839		6	21.459	122.1	38.786	118.1	13.098			1:13.343	
3	21.061	125.9	38.218	121.8	13.080	111.7		1:12.359		7	21.106	121.4	40.437	105.7				1:21.307	
4	20.779	125.0	38.152	119.2	13.174	109.8		1:12.105		8									

17 Mike Bletsoe-Brown (C)									Chevron B27										
lap	Sect-1	Speed	Sect-2	Speed	Sect-3	Speed	TopSpeed	laptime	pit	lap	Sect-1	Speed	Sect-2	Speed	Sect-3	Speed	Topspeed	laptime	pit
1	Out	91.2	44.160	127.0	14.166	110.9		1:17.008		8	21.107	107.9	39.746	133.1	13.569			1:14.422	
2	22.457	97.8	41.834	120.0	14.745			1:19.036		9	8:23.217	109.7	40.770	132.3	13.222			9:17.209	P
3	21.523	104.0	42.427	132.3	13.553			1:17.503		10	20.894	108.1	39.504	134.7	13.592	118.5		1:13.990	
4	21.007	107.9	39.655	132.5	13.918	117.5		1:14.580		11	20.713	111.7	38.144	137.1	13.256	118.5		1:12.113	
5	22.065	104.6	40.857	133.1	13.546	119.2		1:16.468		12	21.038	100.9	40.775	132.5	13.582	113.2		1:15.395	
6	20.965	110.6	40.185	132.3	In			1:20.444	P	13	21.041	109.5	39.530	134.7	13.750			1:14.321	
7	Out	105.1	42.303	134.4	13.868	117.9		3:43.399	P	14	20.622	113.5	39.215	132.5	13.578			1:13.415	

18 Gwyn Pollard (B)									Chevron B29										
lap	Sect-1	Speed	Sect-2	Speed	Sect-3	Speed	TopSpeed	laptime	pit	lap	Sect-1	Speed	Sect-2	Speed	Sect-3	Speed	Topspeed	laptime	pit
1	Out	88.3	56.701	103.3	17.014			1:34.467		5	21.766	117.4	42.057	130.2	15.163	100.8		1:18.986	
2	25.478	90.8	49.955	114.3	14.600	107.4		1:30.033		6	23.634	114.9	39.805	134.1	21.128	104.6		1:24.567	
3	22.346	108.8	40.426	130.5	13.931			1:16.703		7	21.411	121.2	48.184	80.7	In			1:32.380	P
4	22.153	112.0	40.489	132.0	13.465	114.9		1:16.107		8									



Session Start: 14:28:55 - Finish: 14:58:30
Weather/Track Conditions: Bright / Dry
Circuit: Donington Park National
Track Length: 3.185 Km - 1.9791 miles

Donington Historic Festival - 28 - 30 Apr 2017

HSCC Historic Formula 2 FIA International Race Series

Qualifying for Race 5 - Sector Analysis

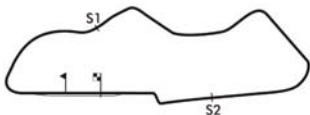
22 Alain Lagache (A)										March 712M									
lap	Sect-1	Speed	Sect-2	Speed	Sect-3	Speed	TopSpeed	laptime	pit	lap	Sect-1	Speed	Sect-2	Speed	Sect-3	Speed	Topspeed	laptime	pit
1	Out	85.2	51.180	105.9	15.887	93.1		1:31.501		10	22.062	83.2	43.174	126.1	13.214	113.0		1:18.450	
2	24.082	111.5	43.970	113.4	14.200			1:22.252		11	20.941	124.3	39.840	124.7	13.078	112.6		1:13.859	
3	23.397	110.4	42.820	117.9	13.833			1:20.050		12	6:35.632	103.3	42.544	119.4	13.319			7:31.495	P
4	21.782	118.1	40.161	123.5	13.658	110.9		1:15.601		13	21.459	118.3	40.511	123.1	13.298	110.4		1:15.268	
5	21.309	114.1	45.552	122.9	14.230	109.8		1:21.091		14	22.202	114.5	42.042	120.5	13.429			1:17.673	
6	22.512	119.3	39.668	124.9	13.088	113.5		1:15.268		15	20.379	129.8	38.319	127.5	14.115	112.4		1:12.813	
7	21.284	120.4	39.148	123.5	13.179			1:13.611		16	24.193	83.1	46.646	116.7	13.165	113.7		1:24.004	
8	21.069	127.3	39.064	127.0	14.021	110.2		1:14.154		17	22.693	99.1	42.619	122.6	13.715	110.0		1:19.027	
9	22.407	120.6	39.866	123.5	14.532			1:16.805		18	21.179	123.2	38.995	126.6	13.333	113.5		1:13.507	

30 Dan Daly (C)										Ralt RT1									
lap	Sect-1	Speed	Sect-2	Speed	Sect-3	Speed	TopSpeed	laptime	pit	lap	Sect-1	Speed	Sect-2	Speed	Sect-3	Speed	Topspeed	laptime	pit
1	Out	78.0	49.094	119.8	15.772	103.0		1:29.693		9	20.529	126.9	37.017	134.1	12.679			1:10.225	
2	23.887	99.4	43.293	128.7	13.818			1:20.998		10	20.331	119.1	37.901	132.5	12.889	122.6		1:11.121	
3	22.413	88.9	41.703	132.3	13.300			1:17.416		11	20.091	128.8	37.302	134.4	12.604	122.0		1:09.997	
4	20.990	113.7	38.774	133.6	13.008			1:12.772		12	20.206	126.6	37.093	135.2	14.145	116.9		1:11.444	
5	21.100	111.1	39.204	132.8	12.866			1:13.170		13	6:26.212	96.9	40.109	131.8	13.578			7:19.899	P
6	20.677	116.4	40.320	132.3	12.951	118.3		1:13.948		14	20.063	130.3	40.256	132.5	13.409	104.2		1:13.728	
7	22.381	93.4	39.569	132.8	13.239	115.7		1:15.189		15	21.835	123.6	39.598	133.3	13.731	98.4		1:15.164	
8	22.038	107.1	37.993	133.6	13.155	112.4		1:13.186		16	20.886	116.8	39.204	131.3	In			1:21.024	P

32 Steve Seaman (C)										Ralt RT1									
lap	Sect-1	Speed	Sect-2	Speed	Sect-3	Speed	TopSpeed	laptime	pit	lap	Sect-1	Speed	Sect-2	Speed	Sect-3	Speed	Topspeed	laptime	pit
1	Out	87.4	55.427	103.4	In			1:40.708	P	9	7:01.984	110.0	41.722	116.5	14.759			7:58.465	P
2	Out	87.1	45.997	114.9	14.998	106.2		2:17.236	P	10	21.275	120.1	41.972	128.7	13.714			1:16.961	
3	23.795	105.3	45.854	126.3	13.940			1:23.589		11	20.310	128.3	40.442	132.5	13.008			1:13.760	
4	22.198	114.7	40.499	129.0	13.435			1:16.132		12	20.272	130.0	40.227	132.0	12.917	118.5		1:13.416	
5	21.210	115.5	43.494	124.2	In			1:24.754	P	13	21.245	123.2	45.485	130.5	15.163			1:21.893	
6	Out	81.0	46.304	124.2	16.426			3:13.535	P	14	22.122	113.7	38.685	131.0	13.567	116.3		1:14.374	
7	21.578	121.4	39.570	125.9	13.336	117.7		1:14.484		15	20.371	129.8	37.941	132.3	13.894	111.1		1:12.206	
8	21.116	122.1	39.281	130.0	13.137	119.0		1:13.534		16									

33 Matthew Wrigley (B)										Ralt RT1									
lap	Sect-1	Speed	Sect-2	Speed	Sect-3	Speed	TopSpeed	laptime	pit	lap	Sect-1	Speed	Sect-2	Speed	Sect-3	Speed	Topspeed	laptime	pit
1	Out	83.5	51.900	102.3	In			1:39.287	P	9	24.907	103.8	44.266	95.9	In			1:28.424	P
2	Out	94.3	46.354	106.2	15.120	99.6		2:07.758	P	10	Out	99.6	41.520	117.3	13.240			7:50.113	P
3	23.962	93.5	49.463	109.5	14.469	107.7		1:27.894		11	21.168	120.8	40.592	101.7	15.325	106.2		1:17.085	
4	22.098	113.1	40.618	115.9	13.544	107.0		1:16.260		12	22.070	107.3	39.344	119.4	12.939	112.2		1:14.353	
5	22.188	116.8	40.502	117.7	13.669	110.9		1:16.359		13	20.791	126.2	54.065	81.0	18.067	90.4		1:32.923	
6	21.837	107.3	39.478	120.0	13.132	111.5		1:14.447		14	26.123	89.1	54.090	97.4	13.503	111.3		1:33.716	
7	21.683	95.8	42.486	99.3	14.176	111.7		1:18.345		15	21.624	114.7	41.222	115.9	13.001			1:15.847	
8	21.064	120.8	38.437	119.6	13.045	112.4		1:12.546		16	20.926	125.7	38.015	120.5	12.785			1:11.726	

35 Julian Maynard (C)										March 742									
lap	Sect-1	Speed	Sect-2	Speed	Sect-3	Speed	TopSpeed	laptime	pit	lap	Sect-1	Speed	Sect-2	Speed	Sect-3	Speed	Topspeed	laptime	pit
1								1:34.154		5								1:24.711	
2								1:30.112		6								1:22.385	
3								1:26.405		7								1:35.331	
4								1:23.385		8									



Session Start: 14:28:55 - Finish: 14:58:30
Weather/Track Conditions: Bright / Dry
Circuit: Donington Park National
Track Length: 3.185 Km - 1.9791 miles

Donington Historic Festival - 28 - 30 Apr 2017

HSCC Historic Formula 2 FIA International Race Series

Qualifying for Race 5 - Sector Analysis

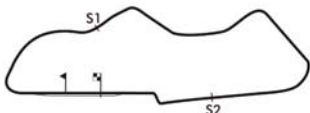
36 Jeremy Wheatley (C)									Surtees TS15										
lap	Sect-1	Speed	Sect-2	Speed	Sect-3	Speed	TopSpeed	laptime	pit	lap	Sect-1	Speed	Sect-2	Speed	Sect-3	Speed	Topspeed	laptime	pit
1	Out	75.4	50.447	111.8	15.430	107.0		1:29.064		11	20.292	118.5	36.894	133.6	12.631	119.0		1:09.817	
2	25.754	92.3	46.644	123.3	14.043	116.7		1:26.441		12	6:45.144	88.2	41.629	125.2	13.225			7:39.998	P
3	21.936	118.3	39.826	131.8	13.354	121.1		1:15.116		13	21.047	117.0	38.112	131.8	12.922			1:12.081	
4	21.404	118.3	39.670	131.5	12.621			1:13.695		14	20.462	124.3	38.045	135.5	13.217	108.1		1:11.724	
5	20.800	117.0	38.259	132.3	12.807			1:11.866		15	20.758	122.5	37.489	131.8	12.626			1:10.873	
6	20.442	123.2	38.293	131.8	12.578			1:11.313		16	20.940	118.7	36.781	132.5	12.456			1:10.177	
7	20.588	121.0	38.642	134.4	12.559			1:11.789		17	22.047	112.4	37.182	135.7	12.707	117.5		1:11.936	
8	20.476	129.3	36.702	136.9	12.266			1:09.444		18	20.810	124.5	36.556	138.0	14.005			1:11.371	
9	21.990	91.2	38.136	133.9	13.813			1:13.939		19	20.495	124.8	38.233	133.3	12.564			1:11.292	
10	20.699	129.5	37.930	135.7	12.513	120.7		1:11.142		20									

37 Lincoln Small (A)									Brabham BT30										
lap	Sect-1	Speed	Sect-2	Speed	Sect-3	Speed	TopSpeed	laptime	pit	lap	Sect-1	Speed	Sect-2	Speed	Sect-3	Speed	Topspeed	laptime	pit
1	Out	67.8	59.149	101.3	17.382			1:41.251		9	23.368	98.8	44.085	125.6	14.891			1:22.344	
2	26.473	84.6	50.622	123.3	15.629			1:32.724		10	24.183	94.8	44.416	123.1	17.187			1:25.786	
3	24.893	87.5	47.248	123.8	15.899			1:28.040		11	7:00.618	83.2	47.977	116.9	16.784			8:05.379	P
4	24.181	102.9	45.383	123.3	15.019	109.7		1:24.583		12	24.231	97.4	43.649	124.7	15.444			1:23.324	
5	23.932	105.4	46.491	123.3	15.058			1:25.481		13	23.046	102.3	44.115	124.0	15.661			1:22.822	
6	24.570	101.2	47.480	124.5	15.179	108.3		1:27.229		14	26.004	76.2	50.434	123.8	15.139	112.2		1:31.577	
7	23.389	108.3	43.383	125.2	14.833	109.5		1:21.605		15	23.458	102.1	43.860	124.7	15.223			1:22.541	
8	24.930	93.8	46.086	125.4	15.337	109.0		1:26.353		16	22.681	108.1	42.538	125.4	14.809	112.6		1:20.028	

39 Martin Bullock (A)									Chevron B17C										
lap	Sect-1	Speed	Sect-2	Speed	Sect-3	Speed	TopSpeed	laptime	pit	lap	Sect-1	Speed	Sect-2	Speed	Sect-3	Speed	Topspeed	laptime	pit
1	Out	72.8	55.070	112.6	15.656	113.9		1:35.162		11	20.223	121.4	37.460	134.9	12.526			1:10.209	
2	24.778	79.7	41.950	131.8	13.758			1:20.486		12	6:08.481	108.5	39.463	133.3	12.912	119.8		7:00.856	P
3	21.395	105.6	39.181	135.2	13.335			1:13.911		13	20.321	123.4	37.091	135.7	12.543	121.5		1:09.955	
4	20.474	123.4	38.996	134.4	13.367			1:12.837		14	20.186	117.9	38.205	136.0	13.083	119.4		1:11.474	
5	21.006	116.2	38.881	134.7	13.124	120.7		1:13.011		15	20.921	113.0	38.102	134.1	13.858	117.9		1:12.881	
6	20.173	123.9	38.579	132.5	13.201			1:11.953		16	19.948	127.1	37.486	133.6	12.751			1:10.185	
7	19.975	127.8	38.389	133.3	12.773			1:11.137		17	20.344	117.7	38.151	133.6	12.653			1:11.148	
8	20.018	125.7	37.301	134.7	12.726	119.4		1:10.045		18	21.567	101.8	39.242	133.1	13.234	118.1		1:14.043	
9	20.140	121.0	39.567	134.4	12.716			1:12.423		19	20.214	115.8	37.048	134.9	12.384	121.8		1:09.646	
10	21.198	88.7	44.131	134.7	15.483			1:20.812		20									

46 Olivier Huez (B)									March 722										
lap	Sect-1	Speed	Sect-2	Speed	Sect-3	Speed	TopSpeed	laptime	pit	lap	Sect-1	Speed	Sect-2	Speed	Sect-3	Speed	Topspeed	laptime	pit
1	Out	63.7	1:07.001	85.3	20.101			1:53.007		6	30.604	71.0	52.144	99.3	16.847			1:39.595	
2	29.194	63.7	52.259	105.9	17.217			1:38.670		7	26.048	91.6	51.302	97.0	18.220			1:35.570	
3	26.919	81.5	50.240	114.7	16.864	105.9		1:34.023		8	26.278	88.0	50.341	105.0	17.530	94.7		1:34.149	
4	26.137	85.1	49.494	90.3	17.944			1:33.575		9	26.289	84.2	50.438	102.6	17.972	96.2		1:34.699	
5	28.403	86.8	51.155	102.8	16.699			1:36.257		10									

48 Daniel Gibson (C)									Chevron B42										
lap	Sect-1	Speed	Sect-2	Speed	Sect-3	Speed	TopSpeed	laptime	pit	lap	Sect-1	Speed	Sect-2	Speed	Sect-3	Speed	Topspeed	laptime	pit
1	Out	104.5	45.575	125.9	14.678	113.7		1:18.306		11	19.529	127.8	36.450	133.1	12.148			1:08.127	
2	21.618	109.9	39.415	130.0	13.378			1:14.411		12	19.618	132.8	37.547	132.0	13.133			1:10.298	
3	21.109	115.7	40.107	132.0	14.906	111.7		1:16.122		13	5:44.198	127.1	41.281	131.3	12.852			6:38.331	P
4	20.338	136.6	37.445	134.7	14.516	117.5		1:12.299		14	19.671	137.9	36.276	133.6	12.331			1:08.278	
5	20.353	136.8	37.919	128.7	13.158			1:11.430		15	19.579	139.1	35.470	133.9	12.124			1:07.173	
6	20.066	137.7	36.821	132.8	12.623			1:09.510		16	19.474	139.9	36.354	133.1	12.713			1:08.541	
7	20.084	137.4	36.219	132.8	12.438	122.2		1:08.741		17	19.283	137.4	35.748	134.9	13.615	114.7		1:08.646	
8	20.110	123.6	36.514	132.8	12.663			1:09.287		18	19.566	139.4	40.393	133.6	12.074	124.7		1:12.033	
9	19.611	138.2	35.724	133.9	12.552			1:07.887		19	21.006	114.9	36.192	133.9	12.125	124.2		1:09.323	
10	20.573	104.9	38.710	132.0	12.742			1:12.025		20	19.538	139.6	35.140	135.2	12.133	123.3		1:06.811	



Session Start: 14:28:55 - Finish: 14:58:30

Weather/Track Conditions: Bright / Dry

Circuit: Donington Park National

Track Length: 3.185 Km - 1.9791 miles

Donington Historic Festival - 28 - 30 Apr 2017

HSCC Historic Formula 2 FIA International Race Series

Qualifying for Race 5 - Sector Analysis

50 Paul Bason (A)										March 712									
lap	Sect-1	Speed	Sect-2	Speed	Sect-3	Speed	TopSpeed	laptime	pit	lap	Sect-1	Speed	Sect-2	Speed	Sect-3	Speed	Topspeed	laptime	pit
1	Out	86.1	49.021	106.4	15.682	111.8		1:26.782		10	21.668	115.5	39.892	120.9	15.031			1:16.591	
2	24.155	104.6	42.777	125.6	14.674			1:21.606		11	6:08.382	86.3	42.939	128.3	13.280	115.3		7:04.601	P
3	22.560	114.1	41.963	126.6	In			1:26.001	P	12	21.994	112.6	38.949	130.2	13.348	116.7		1:14.291	
4	Out	101.6	44.017	124.9	15.240			3:04.601	P	13	21.517	113.5	38.397	130.7	13.105	117.1		1:13.019	
5	22.175	122.3	39.796	127.0	13.732			1:15.703		14	22.292	104.5	42.737	125.9	13.568	114.9		1:18.597	
6	21.891	115.8	38.687	130.2	12.982	117.9		1:13.560		15	21.354	121.4	38.182	129.2	13.214			1:12.750	
7	22.034	123.2	39.973	127.3	13.295	115.9		1:15.302		16	20.927	121.2	38.174	130.2	13.035			1:12.136	
8	21.571	118.9	39.147	128.7	14.290			1:15.008		17	20.548	121.7	39.213	125.9	13.732			1:13.493	
9	22.312	113.5	39.166	128.5	13.321	115.9		1:14.799		18									

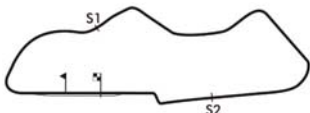
55 John Lord (C)										Ralt RT1									
lap	Sect-1	Speed	Sect-2	Speed	Sect-3	Speed	TopSpeed	laptime	pit	lap	Sect-1	Speed	Sect-2	Speed	Sect-3	Speed	Topspeed	laptime	pit
1	Out	74.2	57.983	64.4	In			1:55.781	P	6	23.163	102.6	43.614	128.3	14.854	113.2		1:21.631	
2	Out	83.7	48.594	89.8	20.220	81.8		2:44.968	P	7	22.294	103.8	43.247	128.7	15.241			1:20.782	
3	26.113	91.4	47.023	120.7	16.803			1:29.939		8	23.339	102.6	44.715	128.3	14.089			1:22.143	
4	24.928	92.3	47.668	120.9	16.186	110.2		1:28.782		9	23.287	107.6	43.104	129.5	14.991	108.3		1:21.382	
5	23.425	98.4	44.320	126.6	15.402	107.9		1:23.147		10									

65 Jamie Brshaw (C)										Chevron B25									
lap	Sect-1	Speed	Sect-2	Speed	Sect-3	Speed	TopSpeed	laptime	pit	lap	Sect-1	Speed	Sect-2	Speed	Sect-3	Speed	Topspeed	laptime	pit
1	Out	85.9	48.064	115.5	17.239			1:29.103		9	19.392	134.4	35.439	138.5	12.277	122.6		1:07.108	
2	24.126	97.0	42.648	133.1	13.612			1:20.386		10	19.752	111.7	36.030	137.1	12.239			1:08.021	
3	21.210	112.0	39.562	135.7	13.389			1:14.161		11	19.452	133.1	37.864	137.4	12.383			1:09.699	
4	20.127	122.3	37.130	136.6	13.201			1:10.458		12	5:54.499	112.4	37.877	136.9	13.647			6:46.023	P
5	19.895	127.3	36.735	136.9	12.119			1:08.749		13	19.769	129.3	37.084	126.1	12.908	121.5		1:09.761	
6	19.366	125.7	36.218	137.4	In			1:11.964	P	14	19.865	131.0	35.954	137.4	12.088			1:07.907	
7	Out	100.7	41.297	132.8	13.961			2:50.276	P	15	19.207	136.3	35.255	138.0	12.068	124.5		1:06.530	
8	20.043	119.3	38.640	136.3	12.581	118.8		1:11.264		16									

71 Chris Willie (C)										Chevron B29									
lap	Sect-1	Speed	Sect-2	Speed	Sect-3	Speed	TopSpeed	laptime	pit	lap	Sect-1	Speed	Sect-2	Speed	Sect-3	Speed	Topspeed	laptime	pit
1	Out	77.3	56.021	115.5	16.053			1:34.599		5	Out	88.2	45.687	125.2	14.595	115.3		19:40.054	P
2	25.706	88.8	49.159	127.5	15.464	87.4		1:30.329		6	23.068	99.0	41.105	128.3	15.632	114.1		1:19.805	
3	23.995	107.1	42.406	131.0	1:11.513	80.9		2:17.914		7	20.987	118.3	39.426	126.6	14.192	117.7		1:14.605	
4	27.820	103.0	48.526	103.7	In			1:41.539	P	8									

77 Richard Evans (C)										March 742									
lap	Sect-1	Speed	Sect-2	Speed	Sect-3	Speed	TopSpeed	laptime	pit	lap	Sect-1	Speed	Sect-2	Speed	Sect-3	Speed	Topspeed	laptime	pit
1	Out	66.0	1:00.299	63.8	17.779	81.5		1:43.351		10	20.133	129.5	41.077	137.1	11.939	122.6		1:13.149	
2	29.144	84.9	48.927	87.3	17.372	80.2		1:35.443		11	19.163	140.8	34.426	137.7	11.730			1:05.319	
3	23.722	114.1	40.251	129.7	13.272	120.0		1:17.245		12	7:50.660	112.2	39.033	116.3	13.173	124.9		8:42.866	P
4	19.550	129.5	37.624	138.5	11.922	123.5		1:09.096		13	20.070	118.3	36.505	137.7	13.734			1:10.309	
5	19.097	135.5	34.694	139.4	14.578	79.9		1:08.369		14	20.412	128.3	37.143	137.1	11.863			1:09.418	
6	21.359	124.5	36.410	138.0	11.844			1:09.613		15	18.811	143.2	34.429	137.1	11.633			1:04.873	
7	19.252	137.9	35.000	138.8	11.761			1:06.013		16	20.753	117.2	40.855	107.4	14.595	107.6		1:16.203	
8	19.003	130.3	38.315	124.7	12.805			1:10.123		17	23.295	110.8	40.051	128.5	12.626			1:15.972	
9	18.913	139.9	37.408	125.9	12.906			1:09.227		18	18.972	142.6	34.788	137.7	11.704			1:05.464	

122 Mark Dwyer (C)										March 742									
lap	Sect-1	Speed	Sect-2	Speed	Sect-3	Speed	TopSpeed	laptime	pit	lap	Sect-1	Speed	Sect-2	Speed	Sect-3	Speed	Topspeed	laptime	pit
1	Out	77.0	50.125	114.3	15.996	106.2		1:30.780		7	19.354	134.7	35.839	136.9	11.920			1:07.113	
2	23.480	99.4	44.726	132.3	13.175	122.4		1:21.381		8	19.776	128.3	40.516	125.4	13.222			1:13.514	
3	19.580	137.9	35.837	137.1	12.313			1:07.730		9	5:30.683	128.8	36.267	134.9	12.328	122.2		6:19.278	P
4	19.194	133.9	37.034	137.4	12.582			1:08.810		10	19.303	135.2	34.833	139.1	12.292	123.8		1:06.428	
5	19.195	134.7	40.267	133.6	In			1:18.756	P	11	19.648	116.0	36.907	138.5	12.028	125.9		1:08.583	
6	Out	105.9	36.564	136.0	12.552	125.2		5:25.196	P	12	19.031	135.7	1:05.117	79.3	In			1:50.989	P



Session Start: 14:28:55 - Finish: 14:58:30

Weather/Track Conditions: Bright / Dry

Circuit: Donington Park National

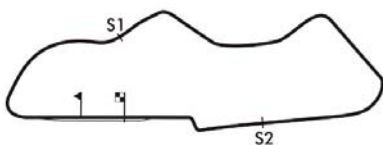
Track Length: 3.185 Km - 1.9791 miles

Donington Historic Festival - 28 - 30 Apr 2017

HSCC Historic Formula 2 FIA International Race Series

Qualifying for Race 5 - Best Sector Times

	SECTOR 1			SECTOR 2			SECTOR 3			IDEAL / BEST LAP COMPARISON					
	NO	TIME	LAP	NO	TIME	LAP	NO	TIME	LAP	NO	NAME	BEST	IN	IDEAL	DIFF
1	77	18.811	15	77	34.426	11	77	11.633	15	77	Richard Evans	1:04.873	15	1:04.870	+0.003
2	122	19.031	12	122	34.833	10	122	11.920	7	122	Mark Dwyer	1:06.428	10	1:05.784	+0.644
3	65	19.207	15	48	35.140	20	65	12.068	15	65	Jamie Brashaw	1:06.530	15	1:06.530	+0.000
4	48	19.283	17	65	35.255	15	48	12.074	18	48	Daniel Gibson	1:06.811	20	1:06.497	+0.314
5	9	19.642	15	36	36.556	18	36	12.266	8	9	Frazer Gibney	1:09.331	12	1:08.838	+0.493
6	10	19.699	9	9	36.910	12	9	12.286	14	36	Jeremy Wheatley	1:09.444	8	1:09.114	+0.330
7	1	19.892	8	30	37.017	9	39	12.384	19	39	Martin Bullock	1:09.646	19	1:09.380	+0.266
8	39	19.948	16	39	37.048	19	1	12.569	6	30	Dan Daly	1:09.997	11	1:09.684	+0.313
9	30	20.063	14	10	37.176	11	30	12.604	11	10	Richard Ellingworth	1:10.399	10	1:09.626	+0.773
10	3	20.240	15	3	37.785	14	3	12.705	13	3	Luciano Arnold	1:10.888	14	1:10.730	+0.158
11	32	20.272	12	1	37.896	11	10	12.751	8	1	Robert Simac	1:10.889	6	1:10.357	+0.532
12	36	20.292	11	32	37.941	15	33	12.785	16	33	Matthew Wrigley	1:11.726	16	1:11.591	+0.135
13	22	20.379	15	33	38.015	16	32	12.917	12	15	Mike Wrigley	1:12.105	4	1:11.976	+0.129
14	50	20.548	17	7	38.018	10	50	12.982	6	17	Mike Bletsoe-Brown	1:12.113	11	1:11.988	+0.125
15	17	20.622	14	17	38.144	11	7	13.043	9	50	Paul Bason	1:12.136	16	1:11.704	+0.432
16	15	20.779	4	15	38.152	4	15	13.045	5	32	Steve Seaman	1:12.206	15	1:11.130	+1.076
17	33	20.791	13	50	38.174	16	22	13.078	11	7	Peter Alexander	1:12.259	10	1:11.878	+0.381
18	7	20.817	12	22	38.319	15	17	13.222	9	22	Alain Lagache	1:12.813	15	1:11.776	+1.037
19	71	20.987	7	71	39.426	7	8	13.300	16	8	Klaus Bergs	1:14.243	17	1:14.103	+0.140
20	8	21.114	18	8	39.689	18	18	13.465	4	71	Chris Willie	1:14.605	7	1:14.605	+0.000
21	18	21.411	7	18	39.805	6	55	14.089	8	18	Gwyn Pollard	1:16.107	4	1:14.681	+1.426
22	55	22.294	7	37	42.538	16	71	14.192	7	37	Lincoln Small	1:20.028	16	1:20.028	+0.000
23	37	22.681	16	55	43.104	9	4	14.197	16	55	John Lord	1:20.782	7	1:19.487	+1.295
24	12	22.921	15	4	43.277	16	12	14.499	6	4	Graham Adelman	1:20.869	16	1:20.558	+0.311
25	4	23.084	15	12	43.761	15	37	14.809	16	12	Stephen Weller	1:21.419	15	1:21.181	+0.238
26	46	25.824	10	46	49.494	4	46	16.699	5	35	Julian Maynard	1:22.385	6		+
27	35			35			35	16.908	0	46	Olivier Huez	1:33.575	4	1:32.017	+1.558



Session Start: 14:28:55 - Finish: 14:58:30

Weather/Track Conditions: Bright / Dry

Circuit: Donington Park National

Track Length: 3.185 Km - 1.9791 miles

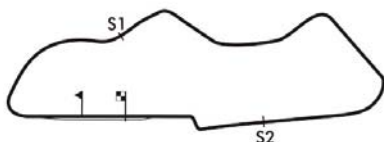


Donington Historic Festival - 28 - 30 Apr 2017

HSCC Historic Formula 2 FIA International Race Series

Qualifying for Race 5 - Best Sector Speeds

	NO	SECTOR 1	MPH	NO	SECTOR 2	MPH	NO	SECTOR 3	MPH
1	77	Richard Evans	143.2	77	Richard Evans	139.4	122	Mark Dwyer	125.9
2	48	Daniel Gibson	139.9	122	Mark Dwyer	139.1	65	Jamie Brashaw	125.4
3	122	Mark Dwyer	137.9	65	Jamie Brashaw	138.5	77	Richard Evans	125.2
4	65	Jamie Brashaw	136.3	36	Jeremy Wheatley	138.0	9	Frazer Gibney	124.9
5	9	Frazer Gibney	133.9	17	Mike Bletsoe-Brown	137.1	48	Daniel Gibson	124.7
6	30	Dan Daly	130.3	9	Frazer Gibney	136.3	10	Richard Ellingworth	123.3
7	32	Steve Seaman	130.0	10	Richard Ellingworth	136.0	36	Jeremy Wheatley	122.9
8	22	Alain Lagache	129.8	39	Martin Bullock	136.0	30	Dan Daly	122.6
9	36	Jeremy Wheatley	129.5	30	Dan Daly	135.2	39	Martin Bullock	122.0
10	3	Luciano Arnold	128.5	48	Daniel Gibson	135.2	1	Robert Simac	121.5
11	39	Martin Bullock	127.8	18	Gwyn Pollard	134.1	3	Luciano Arnold	121.1
12	10	Richard Ellingworth	126.6	1	Robert Simac	133.9	32	Steve Seaman	119.6
13	33	Matthew Wrigley	126.2	3	Luciano Arnold	133.1	17	Mike Bletsoe-Brown	119.4
14	15	Mike Wrigley	125.9	32	Steve Seaman	132.5	50	Paul Bason	117.9
15	1	Robert Simac	124.3	71	Chris Willie	131.0	71	Chris Willie	117.7
16	50	Paul Bason	123.2	50	Paul Bason	130.7	8	Klaus Bergs	116.7
17	18	Gwyn Pollard	121.2	55	John Lord	129.5	18	Gwyn Pollard	114.9
18	71	Chris Willie	118.3	4	Graham Adelman	128.7	7	Peter Alexander	114.5
19	7	Peter Alexander	117.4	8	Klaus Bergs	128.5	22	Alain Lagache	113.7
20	8	Klaus Bergs	116.2	22	Alain Lagache	127.5	55	John Lord	113.4
21	17	Mike Bletsoe-Brown	113.5	7	Peter Alexander	126.6	4	Graham Adelman	112.8
22	37	Lincoln Small	108.3	37	Lincoln Small	125.6	37	Lincoln Small	112.6
23	55	John Lord	107.6	15	Mike Wrigley	121.8	33	Matthew Wrigley	112.4
24	12	Stephen Weller	103.3	33	Matthew Wrigley	120.5	15	Mike Wrigley	111.7
25	4	Graham Adelman	102.1	12	Stephen Weller	118.1	12	Stephen Weller	106.5
26	46	Olivier Huez	91.6	46	Olivier Huez	114.7	46	Olivier Huez	105.9
27	35	Julian Maynard	0.0	35	Julian Maynard	0.0	35	Julian Maynard	0.0



Session Start: 14:28:55 - Finish: 14:58:30
Weather/Track Conditions: Bright / Dry
Circuit: Donington Park National
Track Length: 3.185 Km - 1.9791 miles



Donington Historic Festival - 28 - 30 Apr 2017

HSCC Historic Formula 2 FIA International Race Series

Race 5 - Starting Grid

Sheet No:

Start Time : 12:10 - Heat Duration : 25 Minutes

14		27	46	Olivier Huez				
13		25	12	Stephen Weller		26	35	Julian Maynard
12		23	55	John Lord		24	4	Graham Adelman
11		21	18	Gwyn Pollard		22	37	Lincoln Small
10		19	8	Klaus Bergs		20	71	Chris Willie
9		17	7	Peter Alexander		18	22	Alain Lagache
8		15	50	Paul Bason		16	32	Steve Seaman
7		13	15	Mike Wrigley		14	17	Mike Bletsoe-Brown
6		11	1	Robert Simac		12	33	Matthew Wrigley
5		9	10	Richard Ellingworth		10	3	Luciano Arnold
4		7	39	Martin Bullock		8	30	Dan Daly
3		5	9	Frazer Gibney		6	36	Jeremy Wheatley
2		3	65	Jamie Brashaw		4	48	Daniel Gibson
1		1	77	Richard Evans		2	122	Mark Dwyer
ROW				Pole Right				

These results are provisional until the conclusion of any judicial and technical matters.		<i>Circuit: Donington Park National</i>
		<i>Track Length: 3.185 Km - 1.9791 miles</i>
Clerk of the Course:	Timekeeper:	Issued at:
Julian Floyd	Nick Palmer	

Donington Historic Festival - 28 - 30 Apr 2017

Royal Automobile Club Woodcote Trophy for pre-56 Sports Cars Qualifying for Race 16 - Classification

Sheet No:

POS	NO	DRIVER/S	CLASS	CLASS POS	CAR MAKE / MODEL	TIME	ON	LAPS	GAP	DIFF	MPH
1	11	Wakeman-Blakeney-Edwards	W4A	1	Cooper T38	1:22.122	5	8			86.76
2	5	Monteverde-Pearson	W4A	2	Jaguar D-Type	1:23.314	2	12	1.192	1.192	85.52
3	10	Paul-Bourne	W3A	1	Lotus Mk10	1:24.603	2	10	2.481	1.289	84.21
4	23	Wood-Nutthall	W4	1	RGS Atalanta	1:24.637	2	12	2.515	0.034	84.18
5	54	Chris Ward	W4A	3	Cooper Jaguar T33	1:25.374	2	2	3.252	0.737	83.45
6	2	Friedrichs-Hadfield	W3A	2	Aston Martin DB3S	1:25.443	9	10	3.321	0.069	83.38
7	6	Ure-Wigley	W2	1	Cooper Bristol T24/25	1:25.754	3	9	3.632	0.311	83.08
8	9	Benjamin Eastick	W4A	4	Jaguar D-Type	1:26.050	12	13	3.928	0.296	82.80
9	101	Till Bechtolsheimer	W4	2	Allard J2	1:26.171	10	13	4.049	0.121	82.68
10	45	Mortimer-Mortimer	W3A	3	Austin-Healey 100M	1:28.081	12	12	5.959	1.910	80.89
11	15	Halusa-Halusa	W3	1	Maserati 300S	1:28.249	11	12	6.127	0.168	80.73
12	34	Harrison-Watts	W2	2	Cooper Bristol T25	1:28.612	11	12	6.490	0.363	80.40
13	22	Karsten Le Blanc	W3A	4	Austin-Healey 100S	1:28.907	3	6	6.785	0.295	80.14
14	3	Hunt-Hall	W4	3	HWM Sports Racing	1:28.985	7	10	6.863	0.078	80.07
15	98	Nick Matthews	W3A	5	Austin-Healey 100/4	1:29.574	9	12	7.452	0.589	79.54
16	17	Melling-Hall	W3	2	Aston Martin DB3	1:29.894	2	8	7.772	0.320	79.26
17	44	Thorne-Bennett-Baggs	W3A	6	Austin-Healey 100/4	1:30.832	2	11	8.710	0.938	78.44
18	14	Brown-Brown	W4	4	Jaguar C-Type	1:31.118	9	12	8.996	0.286	78.19
19	76	Harris-Knight	W3A	7	Austin-Healey 100	1:31.595	2	12	9.473	0.477	77.78
20	58	Minshaw-Willis	W3A	8	Austin-Healey 100 Le Mans	1:32.148	2	2	10.026	0.553	77.32
21	85	Stephen Bond	W2	3	Lister Bristol 'Flat Iron'	1:32.184	9	12	10.062	0.036	77.29
22	19	Ben Cussons	W4A	5	Jaguar C-Type	1:32.271	7	11	10.149	0.087	77.21
23	37	Stanton-Piercy	W2	4	Tojeiro Sport	1:32.416	12	12	10.294	0.145	77.09
24	27	Corfield-Blakeney-Edwards	W2	5	Frazer Nash Le Mans Replica	1:32.460	10	12	10.338	0.044	77.06
25	7	Reed-Stamm	W3	3	Aston Martin DB2/4 Mk1	1:32.527	2	7	10.405	0.067	77.00
26	25	Nick Ruddell	W3	4	Aston Martin DB2/4 Mk1	1:32.945	12	12	10.823	0.418	76.65
27	33	Phillips-Phillips	W2	6	Cooper Bristol	1:33.732	2	12	11.610	0.787	76.01
28	61	Wilson-Brazell	W4	5	Talbot Lago T26	1:36.381	11	11	14.259	2.649	73.92
29	21	Nigel Batchelor	W1	1	Cooper T21	1:40.203	8	11	18.081	3.822	71.10
30	99	João Mira-Gomes	W4	6	Jaguar XK140 FHC	1:51.447	2	2	29.325	11.244	63.93

Session Start: 15:03:50 - Finish: 15:50:00

Weather/Track Conditions: Bright / Dry

Circuit: Donington Park National

Track Length: 3.185 Km - 1.9791 miles

These results are provisional until the conclusion of any judicial and technical matters.

Clerk of the Course: <div style="text-align: right;">Julian Floyd</div>	Timekeeper: <div style="text-align: right;">Nick Palmer</div>	Issued at:
--	--	------------



Donington Historic Festival - 28 - 30 Apr 2017

Royal Automobile Club Woodcote Trophy for pre-56 Sports Cars

Qualifying for Race 16 - Sector Analysis

2 Friedrichs-Hadfield (W3A)										Aston Martin DB3S										
lap	Sect-1	Speed	Sect-2	Speed	Sect-3	Speed	TopSpeed	laptime	pit	lap	Sect-1	Speed	Sect-2	Speed	Sect-3	Speed	Topspeed	laptime	pit	
1	27.945	83.7	48.950	110.7	16.476			1:33.371		6	24.982	95.2	46.653	113.7	15.967				1:27.602	
2	25.935	93.2	47.926	110.2	16.149			1:30.010		7	24.695	104.8	45.233	114.5	15.654				1:25.582	
3	25.600	90.1	47.059	108.6	17.951			1:30.610		8	25.111	89.4	45.286	114.9	15.870	97.7			1:26.267	
4	25:04.351	96.6	46.846	104.7	18.082			26:09.279	P	9	24.638	103.7	45.161	114.9	15.644	98.4			1:25.443	
5	25.875	88.1	46.282	114.1	16.697	96.9		1:28.854		10	24.453	103.3	46.077	111.5	In				1:33.377	P

3 Hunt-Hall (W4)										HWM Sports Racing										
lap	Sect-1	Speed	Sect-2	Speed	Sect-3	Speed	TopSpeed	laptime	pit	lap	Sect-1	Speed	Sect-2	Speed	Sect-3	Speed	Topspeed	laptime	pit	
1	29.233	79.5	54.615	111.3	16.268			1:40.116		6	25.512	94.8	46.839	112.4	17.049	99.8			1:29.400	
2	25.546	86.2	48.375	115.1	16.112	100.3		1:30.033		7	25.309	91.5	46.794	116.5	16.882				1:28.985	
3	26:17.847	83.4	48.957	107.6	17.771	96.9		27:24.575	P	8	25.292	91.4	46.600	113.0	18.269	99.6			1:30.161	
4	26.111	85.4	47.011	115.1	16.986			1:30.108		9	26.166	93.0	46.239	115.1	18.034	99.8			1:30.439	
5	25.775	92.8	47.244	109.1	16.787	101.1		1:29.806		10	24.973	95.6	1:02.490	106.5	In				1:51.801	P

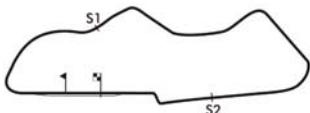
5 Monteverde-Pearson (W4A)										Jaguar D-Type										
lap	Sect-1	Speed	Sect-2	Speed	Sect-3	Speed	TopSpeed	laptime	pit	lap	Sect-1	Speed	Sect-2	Speed	Sect-3	Speed	Topspeed	laptime	pit	
1	24.029	99.3	44.761	118.3	14.959	105.7		1:23.749		7	24.552	97.1	45.931	117.3	15.717	102.3			1:26.200	
2	23.768	97.8	44.430	119.8	15.116			1:23.314		8	24.534	95.1	45.764	117.3	16.119	100.3			1:26.417	
3	23.695	98.4	45.798	117.1	In			1:32.143	P	9	24.269	100.6	45.892	116.3	16.043				1:26.204	
4	Out	84.2	48.236	112.8	16.177	100.0		26:40.167	P	10	24.854	91.2	47.004	113.0	16.639				1:28.497	
5	24.704	99.9	47.021	118.1	15.908	101.1		1:27.633		11	24.628	100.6	45.716	115.9	16.538	84.9			1:26.882	
6	24.361	96.9	46.012	117.5	15.811			1:26.184		12	32.817	83.7	58.049	72.2	In				1:58.430	P

6 Ure-Wigley (W2)										Cooper Bristol T24/25										
lap	Sect-1	Speed	Sect-2	Speed	Sect-3	Speed	TopSpeed	laptime	pit	lap	Sect-1	Speed	Sect-2	Speed	Sect-3	Speed	Topspeed	laptime	pit	
1	25.902	92.4	46.582	107.7	15.777	99.3		1:28.261		6	25.391	98.3	45.701	109.1	15.967				1:27.059	
2	24.966	107.1	45.666	109.0	15.444			1:26.076		7	25.348	95.6	46.607	109.5	15.832				1:27.787	
3	24.477	106.4	45.451	109.8	15.826	95.6		1:25.754		8	24.607	100.7	45.738	111.5	16.319				1:26.664	
4	25:35.141	85.9	48.087	100.2	17.738			26:40.966	P	9	24.691	96.6	45.828	111.8					1:34.078	
5	25.355	96.5	46.459	104.6	17.100			1:28.914		10										

7 Reed-Stamm (W3)										Aston Martin DB2/4 Mk1 Bertone Competition Spider										
lap	Sect-1	Speed	Sect-2	Speed	Sect-3	Speed	TopSpeed	laptime	pit	lap	Sect-1	Speed	Sect-2	Speed	Sect-3	Speed	Topspeed	laptime	pit	
1	27.093	88.1	53.220	105.9	16.557	95.4		1:36.870		5	27.626	95.6	48.620	108.1	17.218	93.1			1:33.464	
2	26.831	90.7	49.356	108.1	16.340	97.0		1:32.527		6	26.712	95.8	50.630	99.8	18.835	93.4			1:36.177	
3	26:20.362	79.9	51.651	88.6	19.119	85.4		27:31.132	P	7	27.220	86.3	49.014	100.6	17.964				1:34.198	
4	30.004	83.1	51.185	99.9	18.400			1:39.589		8										

9 Benjamin Eastick (W4A)										Jaguar D-Type										
lap	Sect-1	Speed	Sect-2	Speed	Sect-3	Speed	TopSpeed	laptime	pit	lap	Sect-1	Speed	Sect-2	Speed	Sect-3	Speed	Topspeed	laptime	pit	
1	25.155	94.4	46.201	118.5	15.634			1:26.990		8	24.736	99.7	46.027	117.3	16.553	101.3			1:27.316	
2	24.734	96.6	45.964	119.6	15.679			1:26.377		9	24.563	99.6	46.210	110.2	18.525				1:29.298	
3	24.713	99.7	46.125	120.5	15.411	104.4		1:26.249		10	24.894	101.2	45.761	120.0	16.467				1:27.122	
4	25:46.957	85.1	48.127	103.7	17.188	100.3		26:52.272	P	11	24.790	99.1	45.663	120.0	16.069				1:26.522	
5	25.043	97.8	47.370	109.1	17.428	98.4		1:29.841		12	24.651	98.4	45.554	119.8	15.845				1:26.050	
6	24.863	99.1	45.619	118.5	16.446			1:26.928		13	24.792	97.0	1:16.900	77.1					2:06.377	
7	24.822	96.7	46.044	121.3	16.699			1:27.565		14										

10 Paul-Bourne (W3A)										Lotus Mk10										
lap	Sect-1	Speed	Sect-2	Speed	Sect-3	Speed	TopSpeed	laptime	pit	lap	Sect-1	Speed	Sect-2	Speed	Sect-3	Speed	Topspeed	laptime	pit	
1	24.554	99.7	45.514	111.8	15.300	98.9		1:25.368		6	25.816	93.0	46.871	112.8	17.297	95.1			1:29.984	
2	24.357	98.4	45.189	111.5	15.057			1:24.603		7	27.667	86.1	46.868	111.7	16.564	95.6			1:31.099	
3	24.298	99.9	47.173	109.8	15.297	95.6		1:26.768		8	26.710	73.2	47.452	112.6	17.056	94.6			1:31.218	
4	25:43.520	86.1	48.105	107.9	18.265	94.4		26:49.890	P	9	25.083	91.6	45.945	112.6	16.833	94.3			1:27.861	
5	25.924	89.8	46.016	112.6	16.967			1:28.907		10	31.439	69.7	52.084	77.4	In				1:49.640	P



Session Start: 15:03:50 - Finish: 15:50:00

Weather/Track Conditions: Bright / Dry

Circuit: Donington Park National

Track Length: 3.185 Km - 1.9791 miles

Donington Historic Festival - 28 - 30 Apr 2017

Royal Automobile Club Woodcote Trophy for pre-56 Sports Cars

Qualifying for Race 16 - Sector Analysis

11 Wakeman-Blakeney-Edwards (W4A)										Cooper T38									
lap	Sect-1	Speed	Sect-2	Speed	Sect-3	Speed	TopSpeed	laptime	pit	lap	Sect-1	Speed	Sect-2	Speed	Sect-3	Speed	Topspeed	laptime	pit
1	24.889	94.7	44.569	121.5	14.911	106.2		1:24.369		5	23.422	108.3	43.272	123.1	15.428	105.5		1:22.122	
2	25.101	91.5	46.876	119.2	16.989		1:28.966			6	23.566	104.9	43.379	123.5	15.553			1:22.498	
3	25:43.054	86.7	47.035	97.3	16.704	102.2		26:46.793 P		7	23.546	104.3	43.670	123.1	15.425	104.7		1:22.641	
4	23.851	102.7	44.502	121.1	16.133			1:24.486		8	26.642	80.5	50.504	90.9	In			1:41.742 P	

14 Brown-Brown (W4)										Jaguar C-Type									
lap	Sect-1	Speed	Sect-2	Speed	Sect-3	Speed	TopSpeed	laptime	pit	lap	Sect-1	Speed	Sect-2	Speed	Sect-3	Speed	Topspeed	laptime	pit
1	28.820	87.5	51.074	105.0	17.105	92.6		1:36.999		7	26.951	90.3	48.615	104.2	17.329			1:32.895	
2	27.731	90.8	51.179	102.6	17.207			1:36.117		8	26.382	93.5	48.176	106.2	17.064			1:31.622	
3	26:01.311	79.7	50.030	104.2	17.779	91.9		27:09.120 P		9	26.328	92.4	48.073	106.5	16.717	94.3		1:31.118	
4	27.844	87.2	49.176	104.7	18.355			1:35.375		10	26.230	95.5	47.978	104.9	17.224	93.3		1:31.432	
5	27.042	93.3	48.804	107.4	17.292	93.6		1:33.138		11	26.201	90.9	48.080	106.0	17.453			1:31.734	
6	26.501	92.9	49.328	100.3	18.014	93.1		1:33.843		12	26.258	93.5	48.031	105.9	17.156			1:31.445	

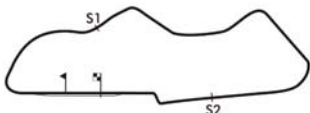
15 Halusa-Halusa (W3)										Maserati 300S									
lap	Sect-1	Speed	Sect-2	Speed	Sect-3	Speed	TopSpeed	laptime	pit	lap	Sect-1	Speed	Sect-2	Speed	Sect-3	Speed	Topspeed	laptime	pit
1	30.209	80.0	55.364	100.2	17.369			1:42.942		7	25.569	95.2	46.485	111.5	17.291			1:29.345	
2	27.436	89.6	50.122	108.1	16.736	94.2		1:34.294		8	25.883	88.7	47.097	110.7	17.613			1:30.593	
3	26:21.759	78.3	52.014	103.0	19.531			27:33.304 P		9	25.200	95.6	47.250	107.0	17.595	93.9		1:30.045	
4	26.686	95.1	49.635	101.4	19.462			1:35.783		10	26.431	96.0	46.089	110.7	16.886	90.6		1:29.406	
5	26.653	86.8	49.526	104.4	19.240	91.6		1:35.419		11	25.227	95.4	45.719	112.4	17.303			1:28.249	
6	26.596	84.9	48.644	108.4	17.874	90.6		1:33.114		12	25.980	90.1	48.877	97.2	20.976	79.4		1:35.833	

17 Melling-Hall (W3)										Aston Martin DB3									
lap	Sect-1	Speed	Sect-2	Speed	Sect-3	Speed	TopSpeed	laptime	pit	lap	Sect-1	Speed	Sect-2	Speed	Sect-3	Speed	Topspeed	laptime	pit
1	26.271	94.7	49.354	102.0	15.994	95.1		1:31.619		5	27.780	81.0	58.604	79.7	21.376			1:47.760	
2	26.082	92.5	47.516	102.8	16.296	92.0		1:29.894		6	29.349	75.1	56.937	84.0	In			1:54.764 P	
3	26.041	93.0	47.627	106.0	17.827			1:31.495		7		59.2	1:04.291	71.9	22.900	69.6		4:47.568 P	
4	25:18.522	76.5	53.140	93.5	19.477	88.1		26:31.139 P		8	34.727	68.3	1:05.063	73.3	In			2:08.628 P	

19 Ben Cussons (W4A)										Jaguar C-Type									
lap	Sect-1	Speed	Sect-2	Speed	Sect-3	Speed	TopSpeed	laptime	pit	lap	Sect-1	Speed	Sect-2	Speed	Sect-3	Speed	Topspeed	laptime	pit
1	26.752	86.8	52.155	105.0	16.969	94.0		1:35.876		7	26.502	89.1	48.408	107.7	17.361			1:32.271	
2	26.784	85.8	50.140	109.1	16.542			1:33.466		8	26.215	91.9	48.557	100.0	17.757	90.3		1:32.529	
3	26:14.182	83.9	51.618	96.5	19.358			27:25.158 P		9	26.453	88.7	48.900	106.4	17.203	91.5		1:32.556	
4	28.180	85.9	50.120	108.8	17.165	88.5		1:35.465		10	28.119	88.0	48.755	111.5	16.898			1:33.772	
5	26.694	88.9	49.205	110.2	17.394	83.4		1:33.293		11	26.444	90.3	48.442	104.7	In			1:40.167 P	
6	28.319	89.4	48.962	108.6	17.773			1:35.054		12									

21 Nigel Batchelor (W1)										Cooper T21									
lap	Sect-1	Speed	Sect-2	Speed	Sect-3	Speed	TopSpeed	laptime	pit	lap	Sect-1	Speed	Sect-2	Speed	Sect-3	Speed	Topspeed	laptime	pit
1	29.745	75.6	58.475	83.7	18.998	76.2		1:47.218		7	30.037	84.6	53.302	86.1	22.667	70.8		1:46.006	
2	30.683	82.2	53.793	85.3	19.295	77.5		1:43.771		8	29.036	88.3	52.659	85.2	18.508			1:40.203	
3	26:36.046	75.7	57.785	84.2	19.200			27:53.031 P		9	28.921	91.2	55.399	82.8	18.637			1:42.957	
4	29.083	86.0	53.068	86.1	19.108			1:41.259		10	29.404	87.1	53.635	85.4	18.436			1:41.475	
5	28.696	90.1	53.041	86.5	19.539			1:41.276		11	31.237	88.9	53.105	81.0	24.183	73.7		1:48.525	
6	29.065	89.0	54.663	84.8	18.987			1:42.715		12									

22 Karsten Le Blanc (W3A)										Austin-Healey 100S									
lap	Sect-1	Speed	Sect-2	Speed	Sect-3	Speed	TopSpeed	laptime	pit	lap	Sect-1	Speed	Sect-2	Speed	Sect-3	Speed	Topspeed	laptime	pit
1	25.977	92.0	47.135	108.3	17.040	92.6		1:30.152		4	25:18.766	78.8	51.113	83.5	19.202	86.3		26:29.081 P	
2	26.095	94.1	46.911	109.0	16.551	88.8		1:29.557		5	26.878	87.2	47.312	108.1	17.340			1:31.530	
3	25.865	94.7	46.757	107.7	16.285	93.1		1:28.907		6	25.773	93.3	47.008	109.5	17.694	67.7		1:30.475	



Session Start: 15:03:50 - Finish: 15:50:00

Weather/Track Conditions: Bright / Dry

Circuit: Donington Park National

Track Length: 3.185 Km - 1.9791 miles

Donington Historic Festival - 28 - 30 Apr 2017

Royal Automobile Club Woodcote Trophy for pre-56 Sports Cars

Qualifying for Race 16 - Sector Analysis

23 Wood-Nutthall (W4)									RGS Atalanta											
lap	Sect-1	Speed	Sect-2	Speed	Sect-3	Speed	TopSpeed	laptime	pit	lap	Sect-1	Speed	Sect-2	Speed	Sect-3	Speed	Topspeed	laptime	pit	
1	24.695	103.2	45.390	109.0	15.978			1:26.063		7	27.357	82.8	52.382	88.9	18.286	96.2			1:38.025	
2	24.669	102.3	44.642	113.7	15.326			1:24.637		8	27.670	81.0	50.306	95.0	18.267	96.5			1:36.243	
3	24.676	97.4	44.781	114.3	15.973	98.2		1:25.430		9	27.796	75.2	50.054	97.6	18.327	96.2			1:36.177	
4	25:56.486	76.8	51.841	83.6	19.873	89.2		27:08.200	P	10	26.768	87.3	49.376	97.2	17.825				1:33.969	
5	27.795	81.7	51.189	100.9	19.029			1:38.013		11	27.340	83.5	49.830	106.9	17.127				1:34.297	
6	27.698	80.2	50.122	100.3	18.593	96.3		1:36.413		12	27.119	80.0	53.013	94.2					1:43.204	

25 Nick Ruddell (W3)									Aston Martin DB2/4 Mk1											
lap	Sect-1	Speed	Sect-2	Speed	Sect-3	Speed	TopSpeed	laptime	pit	lap	Sect-1	Speed	Sect-2	Speed	Sect-3	Speed	Topspeed	laptime	pit	
1	27.421	83.7	51.098	104.6	17.855	92.5		1:36.374		7	26.464	89.4	49.319	107.0	17.505				1:33.288	
2	27.128	87.5	50.254	107.9	16.803	92.0		1:34.185		8	26.585	88.7	50.539	107.7	17.410	90.5			1:34.534	
3	26:10.007	77.0	52.837	96.9	19.535			27:22.379	P	9	26.550	90.8	50.508	108.6	17.857	90.6			1:34.915	
4	28.968	81.7	51.645	105.4	18.058	88.6		1:38.671		10	26.744	84.0	52.209	105.9	17.359	90.9			1:36.312	
5	27.267	86.4	49.720	106.2	17.529	88.9		1:34.516		11	26.801	85.9	49.240	107.0	17.487	88.7			1:33.528	
6	26.642	86.2	49.702	107.0	17.490	89.5		1:33.834		12	26.820	87.0	49.290	108.6	16.835	90.5			1:32.945	

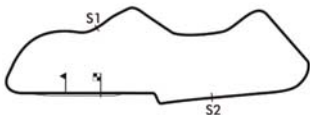
27 Corfield-Blakeney-Edwards (W2)									Frazer Nash Le Mans Replica Mk2											
lap	Sect-1	Speed	Sect-2	Speed	Sect-3	Speed	TopSpeed	laptime	pit	lap	Sect-1	Speed	Sect-2	Speed	Sect-3	Speed	Topspeed	laptime	pit	
1	26.613	87.5	49.736	101.7	17.291	88.8		1:33.640		7	26.445	95.0	49.406	99.3	18.031	89.5			1:33.882	
2	27.196	93.0	49.109	102.3	17.244	86.8		1:33.549		8	26.876	93.4	49.968	99.9	18.035				1:34.879	
3	26:16.992	89.0	51.726	87.3	19.722			27:28.440	P	9	26.631	91.2	50.321	92.0	18.758				1:35.710	
4	27.497	93.3	48.907	100.8	17.868			1:34.272		10	26.146	95.0	49.160	102.3	17.154	89.4			1:32.460	
5	26.215	97.4	48.757	101.6	17.553			1:32.525		11	26.403	92.3	48.994		17.255				1:32.652	
6	27.234	94.6	48.851	92.4	18.924			1:35.009		12	26.200	91.6	49.240	100.3	In				1:38.753	P

33 Phillips-Phillips (W2)									Cooper Bristol											
lap	Sect-1	Speed	Sect-2	Speed	Sect-3	Speed	TopSpeed	laptime	pit	lap	Sect-1	Speed	Sect-2	Speed	Sect-3	Speed	Topspeed	laptime	pit	
1	27.764	83.9	50.028	98.9	17.758			1:35.550		7	26.690	97.0	50.274	100.8	18.000	84.1			1:34.964	
2	26.788	89.1	49.307	101.9	17.637	86.1		1:33.732		8	27.637	92.3	51.237	100.3	17.992				1:36.866	
3	26:53.839	85.6	53.546	94.0	20.086			28:07.471	P	9	26.716	94.8	50.070	100.3	17.982				1:34.768	
4	27.005	95.9	50.767	100.9	18.653	87.6		1:36.425		10	27.044	91.8	51.268	97.7	18.505				1:36.817	
5	28.206	81.9	51.355	101.9	17.779			1:37.340		11	27.327	88.0	54.208	99.0	18.148	85.1			1:39.683	
6	26.673	95.6	50.448	99.5	17.834	87.6		1:34.955		12	26.888	94.1	49.939	100.8	17.613				1:34.440	

34 Harrison-Watts (W2)									Cooper Bristol T25											
lap	Sect-1	Speed	Sect-2	Speed	Sect-3	Speed	TopSpeed	laptime	pit	lap	Sect-1	Speed	Sect-2	Speed	Sect-3	Speed	Topspeed	laptime	pit	
1	27.539	89.8	52.062	92.2	16.794	92.4		1:36.395		7	25.946	96.0	47.497	105.7	17.372	92.7			1:30.815	
2	26.292	88.4	48.833	103.0	16.296	93.6		1:31.421		8	25.918	91.9	48.433	103.9	45.353				1:59.704	
3	26:25.632	82.2	49.479	103.6	17.585	88.5		27:32.696	P	9	25.994	99.7	47.316	106.9	16.866				1:30.176	
4	30.156	75.9	50.257	99.9	17.815			1:38.228		10	26.091	88.1	47.391	107.2	17.168				1:30.650	
5	26.137	95.4	46.859	106.7	16.887	91.1		1:29.883		11	25.396	99.6	46.652	107.6	16.564				1:28.612	
6	26.112	93.0	47.670	106.4	17.117			1:30.899		12	25.516	100.3	46.572	107.4	16.629	92.4			1:28.717	

37 Stanton-Piercy (W2)									Tojeiro Sport											
lap	Sect-1	Speed	Sect-2	Speed	Sect-3	Speed	TopSpeed	laptime	pit	lap	Sect-1	Speed	Sect-2	Speed	Sect-3	Speed	Topspeed	laptime	pit	
1	29.111	75.4	56.616	96.6	18.333	88.9		1:44.060		7	26.762	93.4	49.547	102.6	17.178				1:33.487	
2	28.480	86.6	50.308	102.6	17.734			1:36.522		8	26.608	93.8	49.689	102.2	17.593	89.2			1:33.890	
3	26:00.714	82.5	52.517	92.0	19.337	85.7		27:12.568	P	9	27.635	86.2	50.137	103.4	18.428	91.2			1:36.200	
4	27.961	83.9	51.339	102.6	18.082	88.5		1:37.382		10	26.910	91.2	49.304	102.3	17.351	89.4			1:33.565	
5	27.113	86.4	49.720	103.4	19.198			1:36.031		11	26.760	93.3	49.328	103.0	17.186	89.4			1:33.274	
6	27.615	91.0	50.084	102.8	17.516	89.3		1:35.215		12	26.233	96.6	48.938	103.1	17.245				1:32.416	

44 Thorne-Bennett-Baggs (W3A)									Austin-Healey 100/4											
lap	Sect-1	Speed	Sect-2	Speed	Sect-3	Speed	TopSpeed	laptime	pit	lap	Sect-1	Speed	Sect-2	Speed	Sect-3	Speed	Topspeed	laptime	pit	
1	26.587	100.3	49.441	103.4	16.844	89.1		1:32.872		7	27.330	83.6	50.360	105.0	17.675	89.9			1:35.365	
2	25.941	95.6	48.606	103.4	16.285			1:30.832		8	27.121	83.5	49.801	105.0	17.382	91.6			1:34.304	
3	26:51.702	75.6	50.944	97.3	17.741	90.1		28:00.387	P	9	26.870	83.3	49.597	105.7	17.139	87.9			1:33.606	
4	26.416	87.1	48.637	107.0	In			1:36.477	P	10	26.666	86.3	49.128	105.5	17.242	90.5			1:33.036	
5	Out	74.9	52.334	94.4	19.916	86.7		2:55.004	P	11	26.477	86.7	48.946	106.0	17.142	91.0			1:32.565	
6	28.553	82.6	53.133	103.1	18.068	88.9		1:39.754		12										



Session Start: 15:03:50 - Finish: 15:50:00

Weather/Track Conditions: Bright / Dry

Circuit: Donington Park National

Track Length: 3.185 Km - 1.9791 miles

Donington Historic Festival - 28 - 30 Apr 2017

Royal Automobile Club Woodcote Trophy for pre-56 Sports Cars

Qualifying for Race 16 - Sector Analysis

45 Mortimer-Mortimer (W3A)									Austin-Healey 100M											
lap	Sect-1	Speed	Sect-2	Speed	Sect-3	Speed	TopSpeed	laptime	pit	lap	Sect-1	Speed	Sect-2	Speed	Sect-3	Speed	Topspeed	laptime	pit	
1	26.252	91.9	49.397	101.6	17.460	86.3		1:33.109		7	25.672	100.7	47.579	104.9	17.363				1:30.614	
2	26.914	90.2	49.822	99.5	17.034			1:33.770		8	25.760	97.3	48.736	105.4	18.712				1:33.208	
3	26:14.684	101.0	48.902	100.8	17.531	88.5		27:21.117	P	9	25.639	103.5	47.081	105.7	16.495	91.1			1:29.215	
4	26.366	99.6	49.425	102.5	19.034	87.1		1:34.825		10	28.284	96.3	51.222	81.3	16.799	89.8			1:36.305	
5	30.977	93.8	49.090	101.7	16.824	89.3		1:36.891		11	25.352	104.0	47.395	105.2	16.143	90.1			1:28.890	
6	25.397	107.3	49.750	60.7	21.085	86.7		1:36.232		12	25.045	103.8	46.847	105.0	16.189				1:28.081	

54 Chris Ward (W4A)									Cooper Jaguar T33											
lap	Sect-1	Speed	Sect-2	Speed	Sect-3	Speed	TopSpeed	laptime	pit	lap	Sect-1	Speed	Sect-2	Speed	Sect-3	Speed	Topspeed	laptime	pit	
1	25.274	94.8	47.491	117.7	15.569			1:28.334		2	24.248	102.4	45.248	117.7	15.878				1:25.374	

58 Minshaw-Willis (W3A)									Austin-Healey 100 Le Mans											
lap	Sect-1	Speed	Sect-2	Speed	Sect-3	Speed	TopSpeed	laptime	pit	lap	Sect-1	Speed	Sect-2	Speed	Sect-3	Speed	Topspeed	laptime	pit	
1	26.392	100.9	48.649	99.8	17.450			1:32.491		2	26.848	97.1	48.756	101.1	16.544				1:32.148	

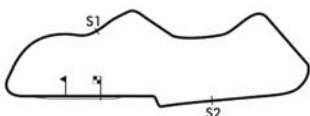
61 Wilson-Brazell (W4)									Talbot Lago T26											
lap	Sect-1	Speed	Sect-2	Speed	Sect-3	Speed	TopSpeed	laptime	pit	lap	Sect-1	Speed	Sect-2	Speed	Sect-3	Speed	Topspeed	laptime	pit	
1	28.669	88.0	52.739	93.5	17.626	85.0		1:39.034		7	27.983	85.5	52.097	97.9	18.217	81.9			1:38.297	
2	28.855	86.0	53.418	94.6	17.608			1:39.881		8	28.637	86.1	51.734	95.9	17.669	86.8			1:38.040	
3	25:46.692	83.1	53.703	84.1	20.631	84.1		27:01.026	P	9	28.454	87.6	51.556	88.5	19.755	86.9			1:39.765	
4	28.614	87.6	51.044	93.4	18.318	86.9		1:37.976		10	28.472	84.6	52.063	94.6	18.054				1:38.589	
5	28.308	88.9	50.838	93.6	In			1:41.808	P	11	28.064	90.5	50.787	96.5	17.530	87.7			1:36.381	
6		71.6	55.216	87.6	18.851	82.3		2:26.824	P	12										

76 Harris-Knight (W3A)									Austin-Healey 100											
lap	Sect-1	Speed	Sect-2	Speed	Sect-3	Speed	TopSpeed	laptime	pit	lap	Sect-1	Speed	Sect-2	Speed	Sect-3	Speed	Topspeed	laptime	pit	
1	26.686	90.5	49.139	103.1	17.221	87.9		1:33.046		7	29.406	82.1	54.616	99.6	19.151				1:43.173	
2	26.419	94.4	48.421	103.4	16.755	89.7		1:31.595		8	28.550	86.7	52.846	102.6	18.658	87.2			1:40.054	
3	26.461	91.4	48.762	103.9	21.927	71.4		1:37.150		9	28.735	85.9	53.524	95.1	19.455	87.4			1:41.714	
4	25:05.139	83.9	50.224	103.6	18.323			26:13.686	P	10	29.099	85.9	56.126	102.3	17.957				1:43.182	
5	27.710	85.3	48.862	103.7	In			1:40.000	P	11	27.718	86.6	54.967	100.3	18.862				1:41.547	
6	Out	80.3	55.061	100.8	19.205	84.4		3:04.894	P	12	28.218	84.1	56.192	99.3	18.496	87.3			1:42.906	

85 Stephen Bond (W2)									Lister Bristol 'Flat Iron'											
lap	Sect-1	Speed	Sect-2	Speed	Sect-3	Speed	TopSpeed	laptime	pit	lap	Sect-1	Speed	Sect-2	Speed	Sect-3	Speed	Topspeed	laptime	pit	
1	27.847	82.7	50.001	101.9	16.615			1:34.463		7	27.524	85.8	49.236	104.1	16.988				1:33.748	
2	26.729	91.0	52.896	101.6	16.822	87.6		1:36.447		8	27.858	88.7	49.969	102.5	17.473				1:35.300	
3	27:03.840	82.0	53.099	94.6	18.931			28:15.870	P	9	26.761	94.1	48.211	103.1	17.212	87.8			1:32.184	
4	26.427	96.7	49.842	102.8	18.431	88.8		1:34.700		10	26.527	94.7	48.476	103.3	17.556	88.1			1:32.559	
5	27.634	83.7	51.829	100.9	18.120			1:37.583		11	26.284	97.4	52.438	100.9	17.510				1:36.232	
6	26.827	92.1	50.008	101.3	18.193			1:35.028		12	26.716	92.9	48.997	102.8	17.334				1:33.047	

98 Nick Matthews (W3A)									Austin-Healey 100/4											
lap	Sect-1	Speed	Sect-2	Speed	Sect-3	Speed	TopSpeed	laptime	pit	lap	Sect-1	Speed	Sect-2	Speed	Sect-3	Speed	Topspeed	laptime	pit	
1	26.507	89.6	51.455	103.9	16.588			1:34.550		7	25.996	91.0	47.825	106.4	17.356	91.9			1:31.177	
2	26.286	91.5	47.611	107.2	16.700			1:30.597		8	26.500	88.3	48.652	107.0	17.943				1:33.095	
3	26:43.066	73.0	53.294	85.8	18.814			27:55.174	P	9	25.729	95.8	46.990	106.5	16.855	91.6			1:29.574	
4	26.018	90.8	47.940	106.9	17.017	89.5		1:30.975		10	25.882	98.3	47.185	107.0	18.478	90.1			1:31.545	
5	26.061	97.1	47.354	106.7	16.623	92.0		1:30.038		11	25.980	94.6	47.266	106.5	17.169	90.5			1:30.415	
6	26.354	95.4	47.151	106.5	17.399			1:30.904		12	26.038	96.5	47.222	107.0	17.329				1:30.589	

99 João Mira-Gomes (W4)									Jaguar XK140 FHC											
lap	Sect-1	Speed	Sect-2	Speed	Sect-3	Speed	TopSpeed	laptime	pit	lap	Sect-1	Speed	Sect-2	Speed	Sect-3	Speed	Topspeed	laptime	pit	
1	32.028	78.2	59.418	80.6	20.020			1:51.466		2	33.366	74.2	58.030	87.8	20.051				1:51.447	



Session Start: 15:03:50 - Finish: 15:50:00

Weather/Track Conditions: Bright / Dry

Circuit: Donington Park National

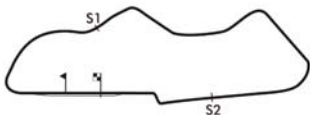
Track Length: 3.185 Km - 1.9791 miles

Donington Historic Festival - 28 - 30 Apr 2017

Royal Automobile Club Woodcote Trophy for pre-56 Sports Cars

Qualifying for Race 16 - Sector Analysis

101 Till Bechtolsheimer (W4)										Allard J2									
lap	Sect-1	Speed	Sect-2	Speed	Sect-3	Speed	TopSpeed	laptime	pit	lap	Sect-1	Speed	Sect-2	Speed	Sect-3	Speed	Topspeed	laptime	pit
1	26.853	90.9	46.774	113.9	15.790			1:29.417		8	24.353	95.4	46.091	113.9	19.027			1:29.471	
2	24.936	88.9	47.875	114.5	15.762			1:28.573		9	24.830	93.8	46.610	119.2	16.611			1:28.051	
3	26:22.167	88.8	48.432	98.2	17.330	101.3		27:27.929	P	10	24.517	97.0	45.594	118.1	16.060	103.4		1:26.171	
4	24.511	94.4	46.690	114.9	16.914	101.4		1:28.115		11	24.577	94.4	45.724	111.3	16.286	103.7		1:26.587	
5	24.540	96.2	45.788	115.1	16.301	102.5		1:26.629		12	24.552	92.6	49.711	112.0	16.633			1:30.896	
6	24.965	91.2	46.644	112.6	16.361	103.4		1:27.970		13	24.624	90.9	53.878	107.7	In			1:40.394	P
7	24.603	91.0	45.708	117.9	16.412	102.0		1:26.723		14									



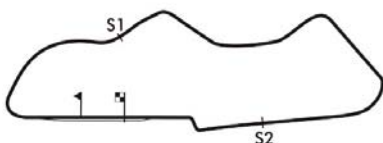
Session Start: 15:03:50 - Finish: 15:50:00
Weather/Track Conditions: Bright / Dry
Circuit: Donington Park National
Track Length: 3.185 Km - 1.9791 miles

Donington Historic Festival - 28 - 30 Apr 2017

Royal Automobile Club Woodcote Trophy for pre-56 Sports Cars

Qualifying for Race 16 - Best Sector Times

SECTOR 1			SECTOR 2			SECTOR 3			IDEAL / BEST LAP COMPARISON						
NO	TIME	LAP	NO	TIME	LAP	NO	TIME	LAP	NO	NAME	BEST	IN	IDEAL	DIFF	
1	11	23.422	5	11	43.272	5	11	14.911	1	11	Wakeman-Blakeney	1:22.122	5	1:21.605	+0.517
2	5	23.695	3	5	44.430	2	5	14.959	1	5	Monteverde-Pearson	1:23.314	2	1:23.084	+0.230
3	54	24.248	2	23	44.642	2	10	15.057	2	10	Paul-Bourne	1:24.603	2	1:24.544	+0.059
4	10	24.298	3	2	45.161	9	23	15.326	2	23	Wood-Nutthall	1:24.637	2	1:24.637	+0.000
5	101	24.353	8	10	45.189	2	9	15.411	3	54	Chris Ward	1:25.374	2	1:25.065	+0.309
6	2	24.453	10	54	45.248	2	6	15.444	2	2	Friedrichs-Hadfield	1:25.443	9	1:25.258	+0.185
7	6	24.477	3	6	45.451	3	54	15.569	1	6	Ure-Wigley	1:25.754	3	1:25.372	+0.382
8	9	24.526	4	9	45.554	12	2	15.644	9	9	Benjamin Eastick	1:26.050	12	1:25.491	+0.559
9	23	24.669	2	101	45.594	10	101	15.762	2	101	Till Bechtolsheimer	1:26.171	10	1:25.709	+0.462
10	3	24.973	10	15	45.719	11	17	15.994	1	45	Mortimer-Mortimer	1:28.081	12	1:28.035	+0.046
11	45	25.045	12	3	46.239	9	3	16.112	2	15	Halusa-Halusa	1:28.249	11	1:27.655	+0.594
12	15	25.200	9	34	46.572	12	45	16.143	11	34	Harrison-Watts	1:28.612	11	1:28.264	+0.348
13	34	25.396	11	22	46.757	3	22	16.285	3	22	Karsten Le Blanc	1:28.907	3	1:28.815	+0.092
14	98	25.649	3	45	46.847	12	44	16.285	2	3	Hunt-Hall	1:28.985	7	1:27.324	+1.661
15	22	25.773	6	98	46.990	9	34	16.296	2	98	Nick Matthews	1:29.574	9	1:29.227	+0.347
16	44	25.941	2	17	47.516	2	7	16.340	2	17	Melling-Hall	1:29.894	2	1:29.551	+0.343
17	17	26.041	3	14	47.978	10	19	16.542	2	44	Thorne-Bennett-Bağ	1:30.832	2	1:30.747	+0.085
18	27	26.146	10	85	48.211	9	58	16.544	2	14	Brown-Brown	1:31.118	9	1:30.896	+0.222
19	14	26.201	11	7	48.398	8	98	16.588	1	76	Harris-Knight	1:31.595	2	1:31.595	+0.000
20	19	26.215	8	19	48.408	7	85	16.615	1	58	Minshaw-Willis	1:32.148	2	1:31.484	+0.664
21	37	26.233	12	76	48.421	2	14	16.717	9	85	Stephen Bond	1:32.184	9	1:31.110	+1.074
22	85	26.284	11	33	48.511	3	15	16.736	2	19	Ben Cussons	1:32.271	7	1:31.165	+1.106
23	58	26.338	3	44	48.521	3	76	16.755	2	37	Stanton-Piercy	1:32.416	12	1:32.349	+0.067
24	7	26.363	3	58	48.602	3	25	16.803	2	27	Corfield-Blakeney-E	1:32.460	10	1:32.057	+0.403
25	33	26.397	3	27	48.757	5	27	17.154	10	7	Reed-Stamm	1:32.527	2	1:31.101	+1.426
26	76	26.419	2	37	48.938	12	37	17.178	7	25	Nick Ruddell	1:32.945	12	1:32.507	+0.438
27	25	26.464	7	25	49.240	11	61	17.530	11	33	Phillips-Phillips	1:33.732	2	1:32.521	+1.211
28	61	27.646	3	61	50.787	11	33	17.613	12	61	Wilson-Brazell	1:36.381	11	1:35.963	+0.418
29	21	28.696	5	21	52.659	8	21	18.436	10	21	Nigel Batchelor	1:40.203	8	1:39.791	+0.412
30	99	32.028	1	99	58.030	2	99	20.020	1	99	João Mira-Gomes	1:51.447	2	1:50.078	+1.369
31	18			18			18								



Session Start: 15:03:50 - Finish: 15:50:00

Weather/Track Conditions: Bright / Dry

Circuit: Donington Park National

Track Length: 3.185 Km - 1.9791 miles

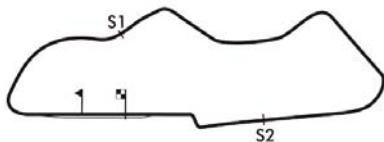


Donington Historic Festival - 28 - 30 Apr 2017

Royal Automobile Club Woodcote Trophy for pre-56 Sports Cars

Qualifying for Race 16 - Best Sector Speeds

	NO	SECTOR 1	MPH	NO	SECTOR 2	MPH	NO	SECTOR 3	MPH
1	11	Wakeman-Blakeney-Edward	108.3	11	Wakeman-Blakeney-Edward	123.5	11	Wakeman-Blakeney-Edward	106.2
2	45	Mortimer-Mortimer	107.3	9	Benjamin Eastick	121.3	5	Monteverde-Pearson	105.7
3	6	Ure-Wigley	107.1	5	Monteverde-Pearson	119.8	101	Till Bechtolsheimer	105.4
4	23	Wood-Nutthall	106.8	101	Till Bechtolsheimer	119.2	9	Benjamin Eastick	104.7
5	2	Friedrichs-Hadfield	104.8	54	Chris Ward	117.9	23	Wood-Nutthall	102.5
6	58	Minshaw-Willis	103.5	3	Hunt-Hall	116.5	54	Chris Ward	101.9
7	54	Chris Ward	103.0	2	Friedrichs-Hadfield	114.9	3	Hunt-Hall	101.6
8	9	Benjamin Eastick	101.2	23	Wood-Nutthall	114.3	6	Ure-Wigley	99.9
9	5	Monteverde-Pearson	100.6	10	Paul-Bourne	112.8	10	Paul-Bourne	99.2
10	34	Harrison-Watts	100.3	15	Halusa-Halusa	112.4	2	Friedrichs-Hadfield	98.7
11	44	Thorne-Bennett-Baggs	100.3	6	Ure-Wigley	111.8	7	Reed-Stamm	97.0
12	10	Paul-Bourne	99.9	19	Ben Cussons	111.5	19	Ben Cussons	96.3
13	98	Nick Matthews	98.3	22	Karsten Le Blanc	109.5	17	Melling-Hall	95.1
14	27	Corfield-Blakeney-Edwards	97.4	25	Nick Ruddell	108.6	14	Brown-Brown	94.3
15	85	Stephen Bond	97.4	7	Reed-Stamm	108.4	15	Halusa-Halusa	94.2
16	33	Phillips-Phillips	97.0	34	Harrison-Watts	107.6	34	Harrison-Watts	93.6
17	101	Till Bechtolsheimer	97.0	14	Brown-Brown	107.4	22	Karsten Le Blanc	93.1
18	37	Stanton-Piercy	96.6	98	Nick Matthews	107.2	98	Nick Matthews	93.1
19	7	Reed-Stamm	96.0	44	Thorne-Bennett-Baggs	107.0	25	Nick Ruddell	92.5
20	15	Halusa-Halusa	96.0	17	Melling-Hall	106.0	44	Thorne-Bennett-Baggs	92.4
21	3	Hunt-Hall	95.6	45	Mortimer-Mortimer	105.7	37	Stanton-Piercy	91.2
22	14	Brown-Brown	95.5	85	Stephen Bond	104.1	45	Mortimer-Mortimer	91.1
23	17	Melling-Hall	94.7	76	Harris-Knight	103.9	58	Minshaw-Willis	90.6
24	22	Karsten Le Blanc	94.7	37	Stanton-Piercy	103.4	76	Harris-Knight	89.9
25	76	Harris-Knight	94.4	27	Corfield-Blakeney-Edwards	102.3	85	Stephen Bond	89.8
26	19	Ben Cussons	91.9	58	Minshaw-Willis	102.0	27	Corfield-Blakeney-Edwards	89.7
27	61	Wilson-Brazell	91.4	33	Phillips-Phillips	101.9	61	Wilson-Brazell	88.1
28	21	Nigel Batchelor	91.2	61	Wilson-Brazell	97.9	33	Phillips-Phillips	88.0
29	25	Nick Ruddell	90.8	99	João Mira-Gomes	87.8	21	Nigel Batchelor	77.5
30	99	João Mira-Gomes	78.8	21	Nigel Batchelor	86.5	99	João Mira-Gomes	74.6
31	18	Robert Rawe	0.0	18	Robert Rawe	0.0	18	Robert Rawe	0.0



Session Start: 15:03:50 - Finish: 15:50:00
Weather/Track Conditions: Bright / Dry
Circuit: Donington Park National
Track Length: 3.185 Km - 1.9791 miles



Donington Historic Festival - 28 - 30 Apr 2017

Royal Automobile Club Woodcote Trophy for pre-56 Sports Cars Race 16 - Starting Grid

Sheet No:

Start Time : 15:15 - Heat Duration : 1 Hour

15	29	21 Nigel Batchelor	30	99 João Mira-Gomes
14	27	33 Phillips-Phillips	28	61 Wilson-Brazell
13	25	7 Reed-Stamm	26	25 Nick Ruddell
12	23	37 Stanton-Piercy	24	27 Corfield-Blakeney-Edwards
11	21	85 Stephen Bond	22	19 Ben Cussons
10	19	76 Harris-Knight	20	58 Minshaw-Willis
9	17	44 Thorne-Bennett-Baggs	18	14 Brown-Brown
8	15	98 Nick Matthews	16	17 Melling-Hall
7	13	22 Karsten Le Blanc	14	3 Hunt-Hall
6	11	15 Halusa-Halusa	12	34 Harrison-Watts
5	9	101 Till Bechtolsheimer	10	45 Mortimer-Mortimer
4	7	6 Ure-Wigley	8	9 Benjamin Eastick
3	5	54 Chris Ward	6	2 Friedrichs-Hadfield
2	3	10 Paul-Bourne	4	23 Wood-Nutthall
1	1	11 Wakeman-Blakeney-Edwards	2	5 Monteverde-Pearson

Pole Right

ROW

These results are provisional until the conclusion of any judicial and technical matters.

*Circuit: Donington Park National
Track Length: 3.185 Km - 1.9791 miles*

Clerk of the Course:

Timekeeper:

Issued at:

Julian Floyd

Nick Palmer



Donington Historic Festival - 28 - 30 Apr 2017

HSCC Super Touring Car Challenge for 1970-2000 Touring Cars Qualifying for Race 2 - Classification

Sheet No:

POS	NO	DRIVER/S	CLASS	CLASS POS	CAR MAKE / MODEL	TIME	ON	LAPS	GAP	DIFF	MPH
1	3	James Dodd	ST1	1	Honda Accord	1:13.584	9	10			96.82
2	20	Chris Beighton	ST1	2	Honda Accord	1:14.218	10	12	0.634	0.634	96.00
3	97	Neil Smith	ST1	3	Alfa Romeo 150 STW	1:14.740	9	10	1.156	0.522	95.33
4	23	Graeme Dodd	ST1	4	Honda Accord	1:15.795	7	11	2.211	1.055	94.00
5	4	Jason Minshaw	ST1	5	Volvo S40	1:16.432	9	11	2.848	0.637	93.22
6	60	Mark Wright	GA1	1	Ford Sierra RS500	1:16.713	11	11	3.129	0.281	92.87
7	11	Colin Turkington	GA2	1	BMW E30 M3	1:17.117	8	8	3.533	0.404	92.39
8	28	Jason Hughes	ST4	1	MG BTCC	1:17.174	10	10	3.590	0.057	92.32
9	36	Keith Butcher	ST2	1	Audi A4	1:18.305	10	11	4.721	1.131	90.99
10	66	Whale-Whale	GA2	2	BMW E30 M3	1:18.681	9	10	5.097	0.376	90.55
11	67	Tony Absolom	ST2	2	Vauxhall Cavalier	1:19.039	11	11	5.455	0.358	90.14
12	17	Mark Smith	GA2	3	BMW E3 M3	1:19.634	7	8	6.050	0.595	89.47
13	123	Rick Wood	ST4	2	Ford Capri	1:21.718	10	10	8.134	2.084	87.19
14	61	Tom Houlbrook	GA2	4	BMW E30 M3						

Session Start: 15:54:52 - Finish: 16:27:01

Weather/Track Conditions: Cloud / Dry

Circuit: Donington Park National

Track Length: 3.185 Km - 1.9791 miles

These results are provisional until the conclusion of any judicial and technical matters.

Clerk of the Course: <div style="text-align: right;">Julian Floyd</div>	Timekeeper: <div style="text-align: right;">Nick Palmer</div>	Issued at:
--	--	------------



Donington Historic Festival - 28 - 30 Apr 2017

HSCC Super Touring Car Challenge for 1970-2000 Touring Cars

Qualifying for Race 2 - Sector Analysis

3 James Dodd (ST1)										Honda Accord									
lap	Sect-1	Speed	Sect-2	Speed	Sect-3	Speed	TopSpeed	laptime	pit	lap	Sect-1	Speed	Sect-2	Speed	Sect-3	Speed	Topspeed	laptime	pit
1	Out	76.4	48.194	110.9	15.789	105.4		17:01.626	P	6	21.761	118.7	39.722	124.5	13.618	111.8		1:15.101	
2	23.541	95.4	44.499	123.1	14.363	109.0		1:22.403		7	21.690	114.1	39.650	125.6	14.103	104.7		1:15.443	
3	22.219	110.8	40.624	125.2	14.018			1:16.861		8	22.549	110.4	41.317	124.0	13.854			1:17.720	
4	21.791	109.3	40.019	125.4	14.087			1:15.897		9	21.340	117.9	38.981	127.0	13.263			1:13.584	
5	22.467	118.3	39.734	128.0	13.734	111.7		1:15.935		10	24.937	90.2	45.651	91.2	In			1:33.390	P

4 Jason Minshaw (ST1)										Volvo S40									
lap	Sect-1	Speed	Sect-2	Speed	Sect-3	Speed	TopSpeed	laptime	pit	lap	Sect-1	Speed	Sect-2	Speed	Sect-3	Speed	Topspeed	laptime	pit
1	23.606	98.3	43.808	125.6	15.913			1:23.327		7	21.620	109.7	40.668	127.3	14.377			1:16.665	
2	22.414	106.6	42.205	126.6	16.721			1:21.340		8	21.765	112.8	41.776	126.3	14.296			1:17.837	
3	22.281	107.3	41.885	126.1	14.664	109.3		1:18.830		9	22.091	113.0	40.093	126.8	14.248	110.6		1:16.432	
4	21.857	111.7	40.585	125.4	14.354			1:16.796		10	23.483	102.7	43.521	121.5	15.188	110.2		1:22.192	
5	21.565	110.2	41.444	125.4	14.596	109.5		1:17.605		11	21.803	108.6	40.468	126.1	14.383			1:16.654	
6	21.496	118.5	41.508	125.9	14.407	110.0		1:17.411		12									

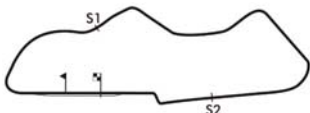
11 Colin Turkington (GA2)										BMW E30 M3									
lap	Sect-1	Speed	Sect-2	Speed	Sect-3	Speed	TopSpeed	laptime	pit	lap	Sect-1	Speed	Sect-2	Speed	Sect-3	Speed	Topspeed	laptime	pit
1	Out	90.9	48.214	111.5	17.094			18:18.761	P	5	Out	96.2	43.720	118.5	15.003			5:28.087	P
2	24.626	98.1	44.805	118.8	15.782			1:25.213		6	22.270	113.3	41.676	121.3	14.886			1:18.832	
3	23.038	108.8	43.252	119.6	15.204			1:21.494		7	21.975	115.7	40.956	123.1	14.261	107.0		1:17.192	
4	23.218	106.8	44.338	117.7	In			1:29.249	P	8	21.774	115.8	41.186	122.0	14.157	107.9		1:17.117	

17 Mark Smith (GA2)										BMW E3 M3									
lap	Sect-1	Speed	Sect-2	Speed	Sect-3	Speed	TopSpeed	laptime	pit	lap	Sect-1	Speed	Sect-2	Speed	Sect-3	Speed	Topspeed	laptime	pit
1	Out	81.2	49.327	118.5	16.309			18:07.147	P	5	23.294	108.6	43.876	121.3	15.078			1:22.248	
2	24.311	102.4	43.755	120.2	15.484			1:23.550		6	23.542	107.1	42.330	121.8	14.834			1:20.706	
3	23.235	110.0	42.955	122.4	15.789			1:21.979		7	22.919	106.1	42.066	121.1	14.649	106.4		1:19.634	
4	5:02.792	84.8	46.257	120.0	15.756			6:04.805	P	8	22.793	112.6	42.024	122.2	15.111			1:19.928	

20 Chris Beighton (ST1)										Honda Accord									
lap	Sect-1	Speed	Sect-2	Speed	Sect-3	Speed	TopSpeed	laptime	pit	lap	Sect-1	Speed	Sect-2	Speed	Sect-3	Speed	Topspeed	laptime	pit
1	Out	89.2	51.144	93.5	17.705	103.6		17:36.663	P	7	21.592	115.7	39.415	125.6	13.938	111.3		1:14.945	
2	23.144	103.7	43.921	121.3	15.007	105.7		1:22.072		8	21.274	117.9	39.272	125.9	13.783	110.6		1:14.329	
3	22.232	110.2	40.945	124.7	14.129			1:17.306		9	21.305	116.6	40.800	125.4	13.832	110.0		1:15.937	
4	21.550	111.1	1:09.515	123.3	14.446			1:45.511		10	21.198	122.1	39.373	126.6	13.647	110.2		1:14.218	
5	21.911	113.9	40.775	123.1	14.278	109.0		1:16.964		11	21.919	113.7	43.672	106.2	15.707			1:21.298	
6	21.690	110.8	40.608	124.7	15.701	106.5		1:17.999		12	21.342	117.7	39.713	126.1	13.628			1:14.683	

23 Graeme Dodd (ST1)										Honda Accord									
lap	Sect-1	Speed	Sect-2	Speed	Sect-3	Speed	TopSpeed	laptime	pit	lap	Sect-1	Speed	Sect-2	Speed	Sect-3	Speed	Topspeed	laptime	pit
1	Out	82.6	49.446	120.9	16.495	105.5		17:06.242	P	7	21.758	104.8	40.326	125.4	13.711			1:15.795	
2	23.767	87.5	44.232	123.3	15.471	105.4		1:23.470		8	21.886	105.1	41.035	124.5	14.051			1:16.972	
3	22.749	98.8	42.089	123.3	14.464	107.7		1:19.302		9	21.931	106.3	40.797	124.9	14.150	107.9		1:16.878	
4	22.087	102.3	41.492	124.5	14.183	108.4		1:17.762		10	21.956	102.3	40.496	124.9	In			1:25.634	P
5	21.817	105.3	40.707	125.4	13.855			1:16.379		11	Out	98.0	46.682	109.0	15.728			3:00.572	P
6	21.893	103.2	41.051	125.4	13.838	110.0		1:16.782		12									

28 Jason Hughes (ST4)										MG BTCC									
lap	Sect-1	Speed	Sect-2	Speed	Sect-3	Speed	TopSpeed	laptime	pit	lap	Sect-1	Speed	Sect-2	Speed	Sect-3	Speed	Topspeed	laptime	pit
1	Out	84.3	58.381	114.9	16.323			1:36.435		6	Out	98.0	42.600	120.5	14.597			2:35.523	P
2	25.029	89.5	45.569	113.7	15.915			1:26.513		7	22.584	105.6	44.448	119.4	14.749			1:21.781	
3	24.358	88.0	44.117	117.3	14.895	102.5		1:23.370		8	22.110	107.1	41.329	121.8	14.642	103.4		1:18.081	
4	23.267	98.8	43.006	119.2	14.732			1:21.005		9	22.039	111.8	41.037	122.9	14.328	107.9		1:17.404	
5	22.864	99.3	42.751	119.8	In			1:25.969	P	10	21.884	108.1	41.094	121.3	14.196	104.9		1:17.174	



Session Start: 15:54:52 - Finish: 16:27:01

Weather/Track Conditions: Cloud / Dry

Circuit: Donington Park National

Track Length: 3.185 Km - 1.9791 miles

Donington Historic Festival - 28 - 30 Apr 2017

HSCC Super Touring Car Challenge for 1970-2000 Touring Cars

Qualifying for Race 2 - Sector Analysis

36 Keith Butcher (ST2)									Audi A4										
lap	Sect-1	Speed	Sect-2	Speed	Sect-3	Speed	TopSpeed	laptime	pit	lap	Sect-1	Speed	Sect-2	Speed	Sect-3	Speed	Topspeed	laptime	pit
1	Out	81.1	48.593	117.9	16.021	104.4		17:15.794	P	7	23.004	103.7	44.221	114.7	15.252			1:22.477	
2	24.342	92.1	44.933	118.5	14.823	105.4		1:24.098		8	22.705	104.8	42.592	120.7	14.526			1:19.823	
3	23.700	100.3	42.628	119.8	14.580			1:20.908		9	22.635	104.6	41.977	121.8	14.263			1:18.875	
4	23.002	102.1	43.436	119.0	14.543	106.0		1:20.981		10	22.658	107.3	41.563	121.5	14.084	106.7		1:18.305	
5	23.316	101.3	42.390	121.3	14.344	106.9		1:20.050		11	22.669	107.9	41.731	120.9	13.916	107.0		1:18.316	
6	23.515	101.6	43.336	121.5	14.524	106.0		1:21.375		12									

60 Mark Wright (GA1)									Ford Sierra RS500										
lap	Sect-1	Speed	Sect-2	Speed	Sect-3	Speed	TopSpeed	laptime	pit	lap	Sect-1	Speed	Sect-2	Speed	Sect-3	Speed	Topspeed	laptime	pit
1	Out	65.1	50.880	109.3	16.157	100.9		17:37.933	P	7	22.542	103.5	43.729	120.7	14.442	105.5		1:20.713	
2	26.902	95.5	44.647	115.1	15.453			1:27.002		8	21.785	119.1	41.917	120.7	14.324			1:18.026	
3	23.424	107.6	42.986	121.3	14.748			1:21.158		9	21.943	116.6	41.132	123.3	13.983	107.4		1:17.058	
4	22.829	114.1	44.666	119.2	14.556	106.0		1:22.051		10	21.635	117.2	42.408	123.8	14.120			1:18.163	
5	22.561	114.1	41.471	124.0	15.303			1:19.335		11	21.528	121.4	41.019	124.9	14.166	105.0		1:16.713	
6	21.963	117.4	42.456	125.4	14.540	107.2		1:18.959		12									

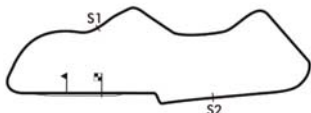
61 Tom Houlbrook (GA2)									BMW E30 M3										
lap	Sect-1	Speed	Sect-2	Speed	Sect-3	Speed	TopSpeed	laptime	pit	lap	Sect-1	Speed	Sect-2	Speed	Sect-3	Speed	Topspeed	laptime	pit

66 Whale-Whale (GA2)									BMW E30 M3										
lap	Sect-1	Speed	Sect-2	Speed	Sect-3	Speed	TopSpeed	laptime	pit	lap	Sect-1	Speed	Sect-2	Speed	Sect-3	Speed	Topspeed	laptime	pit
1	Out	82.6	48.691	112.8	15.960			18:07.016	P	6	23.399	110.2	42.481	118.8	14.994			1:20.874	
2	24.043	99.3	43.716	117.5	15.087	103.4		1:22.846		7	23.139	108.3	42.575	119.4	14.649	104.9		1:20.363	
3	23.014	105.9	42.647	118.3	14.985			1:20.646		8	22.608	112.8	41.933	119.2	14.352	105.5		1:18.893	
4	22.851	108.3	42.824	119.2	In			1:24.889	P	9	22.723	113.0	41.456	120.9	14.502	105.2		1:18.681	
5	Out	95.5	43.527	119.2	15.523	101.6		2:57.779	P	10	22.942	107.9	42.268	121.8	14.162	100.6		1:19.372	

67 Tony Absolom (ST2)									Vauxhall Cavalier										
lap	Sect-1	Speed	Sect-2	Speed	Sect-3	Speed	TopSpeed	laptime	pit	lap	Sect-1	Speed	Sect-2	Speed	Sect-3	Speed	Topspeed	laptime	pit
1	Out	75.8	50.575	114.3	16.198			1:30.623		7	22.731	105.3	44.497	112.8	14.807	106.0		1:22.035	
2	24.841	92.6	46.879	118.5	14.956	104.7		1:26.676		8	22.742	111.1	42.849	118.5	14.370	104.2		1:19.961	
3	23.020	102.9	42.914	119.2	15.004			1:20.938		9	22.843	111.3	42.891	119.8	14.303	104.7		1:20.037	
4	23.466	105.6	42.759	119.0	14.498			1:20.723		10	22.936	113.0	41.857	119.8	14.271			1:19.064	
5	23.326	108.8	42.512	119.0	14.686			1:20.524		11	22.505	112.0	41.848	120.0	14.686	104.1		1:19.039	
6	23.013	104.3	42.430	118.3	14.445	105.7		1:19.888		12									

97 Neil Smith (ST1)									Alfa Romeo 150 STW										
lap	Sect-1	Speed	Sect-2	Speed	Sect-3	Speed	TopSpeed	laptime	pit	lap	Sect-1	Speed	Sect-2	Speed	Sect-3	Speed	Topspeed	laptime	pit
1	Out	86.4	45.953	122.9	15.449			17:20.725	P	6	21.195	118.7	39.962	125.6	14.160	107.4		1:15.317	
2	23.032	90.4	44.443	121.8	14.647	108.4		1:22.122		7	21.645	118.1	39.615	126.3	13.986			1:15.246	
3	22.187	103.3	40.810	126.1	14.257	108.1		1:17.254		8	21.384	119.3	40.428	116.5	17.280	100.5		1:19.092	
4	21.601	112.8	39.829	125.9	13.913			1:15.343		9	21.580	117.2	39.419	125.9	13.741	109.3		1:14.740	
5	21.415	114.7	39.888	125.2	13.741	108.8		1:15.044		10	22.529	98.1	45.042	94.7	In			1:28.964	P

123 Rick Wood (ST4)									Ford Capri										
lap	Sect-1	Speed	Sect-2	Speed	Sect-3	Speed	TopSpeed	laptime	pit	lap	Sect-1	Speed	Sect-2	Speed	Sect-3	Speed	Topspeed	laptime	pit
1	Out	73.0	50.800	108.8	15.959			17:11.612	P	6	23.707	101.6	43.199	114.5	15.008			1:21.914	
2	29.030	82.3	46.283	107.0	15.655	97.7		1:30.968		7	23.783	100.2	44.403	98.4				1:29.793	
3	24.020	98.4	45.122	114.1	15.227	102.8		1:24.369		8	Out	100.0	44.228	113.5	15.272	102.0		3:11.732	P
4	23.997	100.4	44.213	115.3	15.530			1:23.740		9	24.040	101.2	43.278	112.8	15.585			1:22.903	
5	23.722	97.4	44.159	110.7	15.621	99.9		1:23.502		10	23.707	99.9	43.118	114.7	14.893			1:21.718	



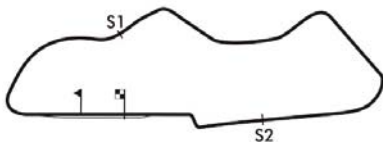
Session Start: 15:54:52 - Finish: 16:27:01
Weather/Track Conditions: Cloud / Dry
Circuit: Donington Park National
Track Length: 3.185 Km - 1.9791 miles

Donington Historic Festival - 28 - 30 Apr 2017

HSCC Super Touring Car Challenge for 1970-2000 Touring Cars

Qualifying for Race 2 - Best Sector Times

	SECTOR 1			SECTOR 2			SECTOR 3			IDEAL / BEST LAP COMPARISON					
	NO	TIME	LAP	NO	TIME	LAP	NO	TIME	LAP	NO	NAME	BEST	IN	IDEAL	DIFF
1	97	21.195	6	3	38.981	9	3	13.263	9	3	James Dodd	1:13.584	9	1:13.584	+0.000
2	20	21.198	10	20	39.272	8	20	13.628	12	20	Chris Beighton	1:14.218	10	1:14.098	+0.120
3	3	21.340	9	97	39.419	9	23	13.711	7	97	Neil Smith	1:14.740	9	1:14.355	+0.385
4	4	21.496	6	4	40.093	9	97	13.741	5	23	Graeme Dodd	1:15.795	7	1:15.795	+0.000
5	60	21.528	11	23	40.326	7	36	13.916	11	4	Jason Minshaw	1:16.432	9	1:15.837	+0.595
6	23	21.758	7	11	40.956	7	60	13.983	9	60	Mark Wright	1:16.713	11	1:16.530	+0.183
7	11	21.774	8	60	41.019	11	11	14.157	8	11	Colin Turkington	1:17.117	8	1:16.887	+0.230
8	28	21.884	10	28	41.037	9	66	14.162	10	28	Jason Hughes	1:17.174	10	1:17.117	+0.057
9	67	22.505	11	66	41.456	9	28	14.196	10	36	Keith Butcher	1:18.305	10	1:18.114	+0.191
10	66	22.608	8	36	41.563	10	4	14.248	9	66	Whale-Whale	1:18.681	9	1:18.226	+0.455
11	36	22.635	9	67	41.848	11	67	14.271	10	67	Tony Absolom	1:19.039	11	1:18.624	+0.415
12	17	22.793	8	17	42.024	8	17	14.649	7	17	Mark Smith	1:19.634	7	1:19.466	+0.168
13	123	23.707	6	123	43.118	10	123	14.893	10	123	Rick Wood	1:21.718	10	1:21.718	+0.000
14	30			30			30			61	Tom Houlbrook				+
15	61			61			61								



Session Start: 15:54:52 - Finish: 16:27:01
Weather/Track Conditions: Cloud / Dry
Circuit: Donington Park National
Track Length: 3.185 Km - 1.9791 miles

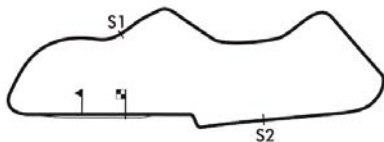


Donington Historic Festival - 28 - 30 Apr 2017

HSCC Super Touring Car Challenge for 1970-2000 Touring Cars

Qualifying for Race 2 - Best Sector Speeds

	NO	SECTOR 1	MPH	NO	SECTOR 2	MPH	NO	SECTOR 3	MPH
1	20	Chris Beighton	122.1	3	James Dodd	128.0	3	James Dodd	111.8
2	60	Mark Wright	121.4	4	Jason Minshaw	127.3	20	Chris Beighton	111.3
3	97	Neil Smith	119.3	20	Chris Beighton	126.6	4	Jason Minshaw	110.6
4	3	James Dodd	118.7	97	Neil Smith	126.3	23	Graeme Dodd	110.4
5	4	Jason Minshaw	118.5	23	Graeme Dodd	125.4	97	Neil Smith	109.3
6	11	Colin Turkington	115.8	60	Mark Wright	125.4	11	Colin Turkington	107.9
7	66	Whale-Whale	113.0	11	Colin Turkington	123.1	28	Jason Hughes	107.9
8	67	Tony Absolom	113.0	28	Jason Hughes	122.9	60	Mark Wright	107.9
9	17	Mark Smith	112.6	17	Mark Smith	122.4	36	Keith Butcher	107.0
10	28	Jason Hughes	111.8	36	Keith Butcher	121.8	17	Mark Smith	106.4
11	36	Keith Butcher	107.9	66	Whale-Whale	121.8	67	Tony Absolom	106.0
12	23	Graeme Dodd	106.3	67	Tony Absolom	120.0	66	Whale-Whale	105.5
13	123	Rick Wood	101.6	123	Rick Wood	115.3	123	Rick Wood	103.7
14	30	John Pearson	0.0	30	John Pearson	0.0	30	John Pearson	0.0
15	61	Tom Houlbrook	0.0	61	Tom Houlbrook	0.0	61	Tom Houlbrook	0.0



Session Start: 15:54:52 - Finish: 16:27:01
Weather/Track Conditions: Cloud / Dry
Circuit: Donington Park National
Track Length: 3.185 Km - 1.9791 miles



Donington Historic Festival - 28 - 30 Apr 2017

HSCC Super Touring Car Challenge for 1970-2000 Touring Cars

Race 2 - Starting Grid - AMENDED

Sheet No:

Start Time : 09:45 - Heat Duration : 20 Minutes

8	15	13 Adam Morgan			
7	13	123 Rick Wood	14	61 Tom Houlbrook	
6	11	67 Tony Absolom	12	17 Mark Smith	
5	9	36 Keith Butcher	10	66 Nick Whale	
4	7	11 Colin Turkington	8	28 Jason Hughes	
3	5	4 Jason Minshaw	6	60 Mark Wright	
2	3	97 Neil Smith	4	23 Graeme Dodd	
1	1	3 James Dodd	2	20 Chris Beighton	
ROW		Pole Right			

CAR 13 ALLOWED TO START FROM BACK OF GRID

*Circuit: Donington Park National
Track Length: 3.185 Km - 1.9791 miles*

These results are provisional until the conclusion of any judicial and technical matters.

Clerk of the Course:	Timekeeper:	Issued at:
Julian Floyd	Nick Palmer	



Donington Historic Festival - 28 - 30 Apr 2017

HSCC Super Touring Car Challenge for 1970-2000 Touring Cars

Race 2 - Starting Grid - AMENDED (Retrospective)

Sheet No:

Start Time : 09:45 - Heat Duration : 20 Minutes

8	15	11 Colin Turkington		
7	13	61 Tom Houlbrook	14	13 Rick Wood
6	11	17 Mark Smith	12	123 Adam Morgan
5	9	66 Harry WHALE	10	67 Tony Absolom
4	7	28 Jason Hughes	8	36 Keith Butcher
3	5	4 Jason Minshaw	6	60 Mark Wright
2	3	97 Neil Smith	4	23 Graeme Dodd
1	1	3 James Dodd	2	20 Chris Beighton
ROW		Pole Right		

CAR 13 ALLOWED TO START FROM BACK OF GRID

*Circuit: Donington Park National
Track Length: 3.185 Km - 1.9791 miles*

These results are provisional until the conclusion of any judicial and technical matters.

Clerk of the Course: <div style="text-align: right;">Julian Floyd</div>	Timekeeper: <div style="text-align: right;">Nick Palmer</div>	Issued at:
--	--	------------



Donington Historic Festival - 28 - 30 Apr 2017

FJHRA/HSCC 'Silverline' Championship pre-61 Front-Engined Formula Juniors Qualifying for Race 1 - Classification

Sheet No:

POS	NO	DRIVER/S	CLASS	CLASS POS	CAR MAKE / MODEL	TIME	ON	LAPS	GAP	DIFF	MPH
1	5	Robin Longdon	B2	1	Lola Mk2	1:26.096	7	12			82.75
2	20	John Sykes	B2	2	Merlyn Mk2	1:26.168	12	12	0.072	0.072	82.68
3	3	Justin Fleming	B2	3	Lola Mk2	1:27.108	8	11	1.012	0.940	81.79
4	19	Ralf Emmerling	B2	4	Gemini Mk2	1:27.470	12	12	1.374	0.362	81.45
5	11	Nick Taylor	B2	5	Elva 100	1:27.825	12	12	1.729	0.355	81.12
6	115	Harindra De Silva	B2	6	Lola Mk2	1:28.238	10	11	2.142	0.413	80.74
7	14	Crispian Besley	B2	7	Elva 100	1:28.343	9	12	2.247	0.105	80.65
8	117	Thomas Smith	B1	1	Scorpion Rytune	1:28.812	6	7	2.716	0.469	80.22
9	4	Graham Barron	B1	2	Gemini Mk2	1:30.634	8	11	4.538	1.822	78.61
10	99	Simon Jones	B2	8	Elva 100	1:30.961	8	11	4.865	0.327	78.33
11	27	Tom De Gres	A	1	Stanguellini FJ	1:32.545	8	10	6.449	1.584	76.99
12	9	Patrick Barford	B2	9	Lola Mk2	1:32.798	9	11	6.702	0.253	76.78
13	15	Ian Phillips	B2	10	BMC Mk1	1:33.564	4	8	7.468	0.766	76.15
14	272	Nick Grewal	B2	11	Lola Mk2	1:33.626	10	11	7.530	0.062	76.10
15	13	John Arnold	B1	3	Elva 100	1:34.146	6	8	8.050	0.520	75.68
16	93	Rudolf Ernst	B2	12	Mitter FJ	1:35.817	6	10	9.721	1.671	74.36
17	90	Mark Haynes	B2	13	Nota FJ	1:39.902	6	7	13.806	4.085	71.32
18	31	Hans Ciers	H	1	Mallock Mk3	1:49.572	8	9	23.476	9.670	65.02
19	119	Anthony Smith	B2	14	Elva 100	1:51.350	4	5	25.254	1.778	63.98

Car 90 requires a working transponder - Regulation Q.12.2.1 refers.
A 30 second penalty will be applied if not working in the race.

Session Start: 16:30:46 - Finish: 16:48:50
Weather/Track Conditions: Cloud / Dry
Circuit: Donington Park National
Track Length: 3.185 Km - 1.9791 miles

These results are provisional until the conclusion of any judicial and technical matters.

Clerk of the Course: <div style="text-align: right;">Julian Floyd</div>	Timekeeper: <div style="text-align: right;">Nick Palmer</div>	Issued at:
--	--	------------

Donington Historic Festival - 28 - 30 Apr 2017

FJHRA/HSCC 'Silverline' Championship pre-61 Front-Engined Formula Juniors

Qualifying for Race 1 - Sector Analysis

3 Justin Fleming (B2)										Lola Mk2									
lap	Sect-1	Speed	Sect-2	Speed	Sect-3	Speed	TopSpeed	laptime	pit	lap	Sect-1	Speed	Sect-2	Speed	Sect-3	Speed	Topspeed	laptime	pit
1	29.265	67.9	52.446	108.8	17.175	96.1		1:38.886		7	24.746	96.6	47.673	109.0	16.019			1:28.438	
2	26.804	88.5	47.972	107.9	16.564		1:31.340			8	24.825	100.0	46.321	108.3	15.962	97.2		1:27.108	
3	26.403	85.2	48.635	107.7	16.680		1:31.718			9	24.814	98.7	46.742	107.2	16.330			1:27.886	
4	26.789	78.3	48.043	107.9	16.537		1:31.369			10	24.746	98.1	46.012	108.6	16.386			1:27.144	
5	24.952	97.1	46.189	106.9	17.656	95.5		1:28.797		11	25.015	103.2	45.640	110.9	16.644	95.4		1:27.299	
6	24.884	102.0	48.240	106.4	16.401		1:29.525			12									

4 Graham Barron (B1)										Gemini Mk2									
lap	Sect-1	Speed	Sect-2	Speed	Sect-3	Speed	TopSpeed	laptime	pit	lap	Sect-1	Speed	Sect-2	Speed	Sect-3	Speed	Topspeed	laptime	pit
1	29.022	77.3	51.579	95.9	16.527	86.1		1:37.128		7	26.249	90.8	49.088	97.9	16.370			1:31.707	
2	27.007	85.5	49.249	96.9	16.209		1:32.465			8	25.982	94.6	48.465	98.7	16.187			1:30.634	
3	26.409	90.1	48.596	97.7	16.263	86.9		1:31.268		9	25.928	92.3	48.479	98.4	16.326			1:30.733	
4	26.382	90.3	48.674	97.2	16.193	87.4		1:31.249		10	26.277	93.8	49.761	98.2	16.426	88.7		1:32.464	
5	26.348	90.0	50.486	96.2	16.228	87.2		1:33.062		11	26.785	90.3	50.214	97.6	16.873	84.4		1:33.872	
6	26.004	91.2	49.806	97.3	16.052	88.8		1:31.862		12									

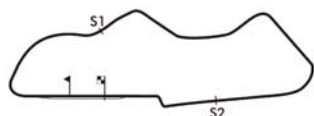
5 Robin Longdon (B2)										Lola Mk2									
lap	Sect-1	Speed	Sect-2	Speed	Sect-3	Speed	TopSpeed	laptime	pit	lap	Sect-1	Speed	Sect-2	Speed	Sect-3	Speed	Topspeed	laptime	pit
1	26.607	91.0	46.825	106.5	16.517			1:29.949		7	24.941	98.7	45.331	108.1	15.824			1:26.096	
2	26.215	84.3	48.963	105.9	16.410			1:31.588		8	24.851	97.8	45.721	110.4	16.104			1:26.676	
3	26.246	90.1	46.479	106.4	16.571	93.3		1:29.296		9	25.184	93.2	48.107	107.6	16.462	94.2		1:29.753	
4	26.022	97.0	45.965	108.8	16.184			1:28.171		10	25.580	86.7	46.368	106.2	16.597			1:28.545	
5	26.511	84.1	46.226	105.4	16.268			1:29.005		11	24.902	95.5	46.189	110.2	16.067	95.0		1:27.158	
6	25.306	97.0	46.748	105.2	15.764			1:27.818		12	24.956	100.6	45.624	107.2	16.115			1:26.695	

9 Patrick Barford (B2)										Lola Mk2									
lap	Sect-1	Speed	Sect-2	Speed	Sect-3	Speed	TopSpeed	laptime	pit	lap	Sect-1	Speed	Sect-2	Speed	Sect-3	Speed	Topspeed	laptime	pit
1	28.418	77.8	53.168	103.7	17.471			1:39.057		7	26.765	84.2	50.353	105.4	16.971	94.6		1:34.089	
2	26.996	90.2	50.238	104.4	16.659			1:33.893		8	26.979	79.3	49.916	105.7	16.907	93.5		1:33.802	
3	27.528	80.0	50.721	104.9	16.916			1:35.165		9	26.495	85.8	49.193	102.8	17.110	94.3		1:32.798	
4	26.774	82.6	50.900	105.2	17.442			1:35.116		10	26.390	79.2	50.124	104.9	17.040	94.3		1:33.554	
5	26.626	90.0	50.671	107.0	16.831			1:34.128		11	26.444	87.3	50.007	102.6	17.026	83.4		1:33.477	
6	26.379	85.6	51.388	104.9	17.021	92.7		1:34.788		12									

11 Nick Taylor (B2)										Elva 100									
lap	Sect-1	Speed	Sect-2	Speed	Sect-3	Speed	TopSpeed	laptime	pit	lap	Sect-1	Speed	Sect-2	Speed	Sect-3	Speed	Topspeed	laptime	pit
1	26.719	91.3	48.576	103.9	16.717			1:32.012		7	25.090	99.7	46.904	105.0	15.870	91.7		1:27.864	
2	26.083	94.7	47.527	104.9	16.675			1:30.285		8	25.594	90.8	47.088	105.0	15.914			1:28.596	
3	25.694	97.4	46.941	105.7	16.119			1:28.754		9	25.158	102.4	47.236	103.7	15.983	92.0		1:28.377	
4	26.198	90.3	48.525	105.0	15.919			1:30.642		10	25.028	98.4	47.644	104.1	15.950	91.9		1:28.622	
5	25.290	99.6	46.840	106.5	16.132	92.2		1:28.262		11	25.328	97.8	46.875	104.1	15.748			1:27.951	
6	27.202	69.6	48.119	105.9	16.231			1:31.552		12	25.184	97.1	46.853	104.6	15.788			1:27.825	

13 John Arnold (B1)										Elva 100									
lap	Sect-1	Speed	Sect-2	Speed	Sect-3	Speed	TopSpeed	laptime	pit	lap	Sect-1	Speed	Sect-2	Speed	Sect-3	Speed	Topspeed	laptime	pit
1	31.941	70.5	56.299	75.1	19.459	84.3		1:47.699		5	28.178	83.3	49.927	98.7	16.656			1:34.761	
2	30.961	70.3	55.681	93.4	18.995			1:45.637		6	27.338	88.0	49.354	97.3	17.454	88.7		1:34.146	
3	3:23.865	73.6	51.908	93.3	18.081			4:33.854 P		7	29.076	78.2	53.119	69.5	18.616			1:40.811	
4	28.194	80.3	50.375	96.1	17.460			1:36.029		8	30.182	76.3	52.608	95.0	17.498	82.6		1:40.288	

14 Crispian Besley (B2)										Elva 100									
lap	Sect-1	Speed	Sect-2	Speed	Sect-3	Speed	TopSpeed	laptime	pit	lap	Sect-1	Speed	Sect-2	Speed	Sect-3	Speed	Topspeed	laptime	pit
1	26.097	101.8	47.832	98.6	16.517	92.1		1:30.446		7	25.645	99.3	46.909	105.4	16.261			1:28.815	
2	26.254	101.0	48.072	99.5	16.585			1:30.911		8	25.800	98.0	47.510	103.6	16.515			1:29.825	
3	25.939	101.5	47.752	100.5	16.284			1:29.975		9	25.337	102.6	46.969	103.0	16.037			1:28.343	
4	29.258	79.3	47.946	100.9	16.463	93.6		1:33.667		10	25.860	79.7	48.396	101.9	17.378			1:31.634	
5	25.255	101.8	47.342	100.6	16.814			1:29.411		11	25.377	103.0	47.304	102.5	17.562			1:30.243	
6	27.517	71.4	47.926	101.4	16.743			1:32.186		12	25.599	97.7	46.703	102.6	16.302			1:28.604	



Session Start: 16:30:46 - Finish: 16:48:50
Weather/Track Conditions: Cloud / Dry
Circuit: Donington Park National
Track Length: 3.185 Km - 1.9791 miles

Donington Historic Festival - 28 - 30 Apr 2017

FJHRA/HSCC 'Silverline' Championship pre-61 Front-Engined Formula Juniors

Qualifying for Race 1 - Sector Analysis

15 Ian Phillips (B2)										BMC Mk1										
lap	Sect-1	Speed	Sect-2	Speed	Sect-3	Speed	TopSpeed	laptime	pit	lap	Sect-1	Speed	Sect-2	Speed	Sect-3	Speed	Topspeed	laptime	pit	
1	27.163	85.3	50.547	100.6	17.673			1:35.383		5	27.441	86.8	49.768	102.6	16.977	93.9			1:34.186	
2	26.583	91.0	50.793	100.6	17.124			1:34.500		6	26.035	85.2	51.273	100.9	17.488	93.0			1:34.796	
3	27.775	88.1	50.637	103.0	17.118	91.2		1:35.530		7	26.889	82.2	50.044	95.9	17.212				1:34.145	
4	27.265	87.1	48.804	103.4	17.495	92.6		1:33.564		8	27.276	80.0	52.631	100.0	In				1:41.227	P

19 Ralf Emmerling (B2)										Gemini Mk2										
lap	Sect-1	Speed	Sect-2	Speed	Sect-3	Speed	TopSpeed	laptime	pit	lap	Sect-1	Speed	Sect-2	Speed	Sect-3	Speed	Topspeed	laptime	pit	
1	25.976	90.8	48.362	103.0	16.628			1:30.966		7	25.800	95.1	46.624	106.0	16.030	96.2			1:28.454	
2	26.133	85.0	47.437	102.8	16.475			1:30.045		8	25.850	86.2	48.298	105.2	17.228	93.9			1:31.376	
3	25.918	93.0	47.389	104.7	15.595			1:28.902		9	26.795	87.2	47.501	104.6	15.642	95.9			1:29.938	
4	27.122	76.3	47.998	98.6	17.024			1:32.144		10	24.957	93.2	48.251	104.1	15.455				1:28.663	
5	25.364	94.8	47.483	103.4	16.608	95.2		1:29.455		11	25.240	95.5	46.750	104.4	16.895				1:28.885	
6	27.399	65.4	47.955	104.1	16.867			1:32.221		12	25.015	97.6	46.688	104.4	15.767	95.8			1:27.470	

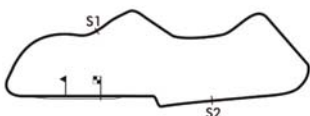
20 John Sykes (B2)										Merlyn Mk2										
lap	Sect-1	Speed	Sect-2	Speed	Sect-3	Speed	TopSpeed	laptime	pit	lap	Sect-1	Speed	Sect-2	Speed	Sect-3	Speed	Topspeed	laptime	pit	
1	27.115	68.6	47.966	106.5	16.223	94.4		1:31.304		7	25.435	94.3	46.146	107.2	16.005				1:27.586	
2	26.744	90.4	46.855	103.1	16.252	94.7		1:29.851		8	24.946	95.1	45.962	106.4	16.982	97.3			1:27.890	
3	26.259	92.1	47.100	103.0	16.392	94.8		1:29.751		9	25.283	92.0	49.332	106.7	16.341				1:30.956	
4	26.336	87.1	47.850	106.7	16.529	97.0		1:30.715		10	24.965	88.8	47.050	108.1	15.798				1:27.813	
5	26.437	85.5	47.595	105.5	16.193	94.8		1:30.225		11	24.662	95.1	45.837	106.0	17.125	94.4			1:27.624	
6	26.160	90.9	46.825	102.5	16.699			1:29.684		12	24.778	96.6	45.741	108.4	15.649	98.2			1:26.168	

27 Tom De Gres (A)										Stanguellini FJ										
lap	Sect-1	Speed	Sect-2	Speed	Sect-3	Speed	TopSpeed	laptime	pit	lap	Sect-1	Speed	Sect-2	Speed	Sect-3	Speed	Topspeed	laptime	pit	
1	28.837	79.4	54.038	96.6	In			1:49.005	P	6	27.323	87.9	51.950	101.3	16.296				1:35.569	
2	Out	82.7	52.835	100.3	17.315	88.4		2:28.508	P	7	26.332	92.5	49.846	102.3	16.406	91.9			1:32.584	
3	29.383	84.0	52.922	100.8	17.304	91.0		1:39.609		8	26.052	94.4	50.037	103.0	16.456	90.6			1:32.545	
4	27.867	79.1	51.672	100.8	16.766			1:36.305		9	26.707	94.2	50.337	102.6	16.421				1:33.465	
5	26.657	91.0	51.048	100.8	16.907	89.9		1:34.612		10	26.844	92.6	50.329	102.2	16.533	90.3			1:33.706	

31 Hans Ciers (H)										Mallock Mk3										
lap	Sect-1	Speed	Sect-2	Speed	Sect-3	Speed	TopSpeed	laptime	pit	lap	Sect-1	Speed	Sect-2	Speed	Sect-3	Speed	Topspeed	laptime	pit	
1	33.351	58.1	1:00.370	87.8	19.672	83.7		1:53.393		6	32.522	63.9	1:00.794	90.6	19.215				1:52.531	
2	33.891	58.4	1:01.364	87.7	19.829			1:55.084		7	34.559	64.8	1:00.531	90.5	19.153	85.0			1:54.243	
3	32.948	60.8	1:03.540	82.9	20.095	82.0		1:56.583		8	31.653	69.0	59.130	89.1	18.789	84.2			1:49.572	
4	33.438	62.3	1:01.324	84.2	19.499			1:54.261		9	32.136	61.7	58.497	88.0	18.957				1:49.590	
5	32.405	61.7	1:00.975	91.1	19.765	83.1		1:53.145		10										

90 Mark Haynes (B2)										Nota FJ										
lap	Sect-1	Speed	Sect-2	Speed	Sect-3	Speed	TopSpeed	laptime	pit	lap	Sect-1	Speed	Sect-2	Speed	Sect-3	Speed	Topspeed	laptime	pit	
1								1:48.269		5									1:42.890	
2								1:49.678		6									1:39.902	
3								1:49.648		7									1:40.801	
4								1:46.886		8										

93 Rudolf Ernst (B2)										Mitter FJ										
lap	Sect-1	Speed	Sect-2	Speed	Sect-3	Speed	TopSpeed	laptime	pit	lap	Sect-1	Speed	Sect-2	Speed	Sect-3	Speed	Topspeed	laptime	pit	
1	29.748	81.5	56.342	91.7	18.057			1:44.147		6	27.778	89.7	50.805	95.8	17.234				1:35.817	
2	30.610	87.9	52.611	92.6	17.669			1:40.890		7	29.418	72.1	52.280	93.5	17.372				1:39.070	
3	30.301	92.3	52.007	91.6	17.528			1:39.836		8	27.470	89.7	54.284	95.1	17.137	83.1			1:38.891	
4	29.867	95.1	52.960	89.4	17.795	80.0		1:40.622		9	27.521	93.9	51.675	89.4	16.978	84.0			1:36.174	
5	28.578	91.5	52.363	91.9	17.177	80.8		1:38.118		10	27.317	94.1	53.700	93.5	19.607				1:40.624	



Session Start: 16:30:46 - Finish: 16:48:50
Weather/Track Conditions: Cloud / Dry
Circuit: Donington Park National
Track Length: 3.185 Km - 1.9791 miles

Donington Historic Festival - 28 - 30 Apr 2017

FJHRA/HSCC 'Silverline' Championship pre-61 Front-Engined Formula Juniors

Qualifying for Race 1 - Sector Analysis

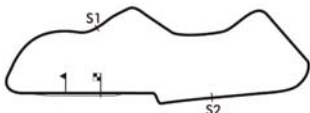
99 Simon Jones (B2)										Elva 100										
lap	Sect-1	Speed	Sect-2	Speed	Sect-3	Speed	TopSpeed	laptime	pit	lap	Sect-1	Speed	Sect-2	Speed	Sect-3	Speed	Topspeed	laptime	pit	
1	28.141	66.5	51.251	100.3	17.087			1:36.479		7	26.332	88.7	50.247	101.1	16.759	91.1			1:33.338	
2	27.653	78.2	50.818	98.9	17.999			1:36.470		8	25.795	93.8	48.511	101.9	16.655	91.5			1:30.961	
3	27.587	83.7	50.053	101.3	16.475			1:34.115		9	28.239	90.3	49.159	102.3	16.984				1:34.382	
4	27.110	90.7	50.223	101.6	16.670	91.5		1:34.003		10	26.577	93.0	49.097	101.9	16.796				1:32.470	
5	26.814	84.0	52.296	101.4	16.680			1:35.790		11	26.156	93.2	49.026	101.3	16.737	91.4			1:31.919	
6	26.498	82.6	50.677	103.9	18.113	92.0		1:35.288		12										

115 Harindra De Silva (B2)										Lola Mk2										
lap	Sect-1	Speed	Sect-2	Speed	Sect-3	Speed	TopSpeed	laptime	pit	lap	Sect-1	Speed	Sect-2	Speed	Sect-3	Speed	Topspeed	laptime	pit	
1	31.077	65.5	52.585	107.2	16.726			1:40.388		7	27.518	89.0	49.371	107.7	16.518	97.0			1:33.407	
2	27.584	80.3	50.296	105.7	16.507	95.0		1:34.387		8	26.328	88.4	48.353	108.3	15.979	97.3			1:30.660	
3	25.890	91.0	47.877	108.3	16.479	95.4		1:30.246		9	25.676	84.9	48.669	109.5	16.327				1:30.672	
4	25.647	92.6	47.613	108.3	16.497	96.1		1:29.757		10	25.034	94.2	47.752	110.2	15.452				1:28.238	
5	27.096	82.6	51.792	105.2	16.902			1:35.790		11	24.737	93.7	46.908	110.9	16.800	96.9			1:28.445	
6	25.976	87.7	49.090	109.1	16.367			1:31.433		12										

117 Thomas Smith (B1)										Scorpion Rytune										
lap	Sect-1	Speed	Sect-2	Speed	Sect-3	Speed	TopSpeed	laptime	pit	lap	Sect-1	Speed	Sect-2	Speed	Sect-3	Speed	Topspeed	laptime	pit	
1	27.561	89.0	51.587	95.4	17.001	88.7		1:36.149		5	25.872	103.5	48.950	99.3	16.243	90.4			1:31.065	
2	27.202	101.0	49.608	94.6	16.846	87.7		1:33.656		6	25.817	95.1	47.151	98.2	15.844				1:28.812	
3	26.455	103.2	52.244	96.5	16.754			1:35.453		7	25.431	104.3	49.783	87.9	In				1:39.202	P
4	25.834	102.1	49.196	98.0	16.469	90.1		1:31.499		8										

119 Anthony Smith (B2)										Elva 100										
lap	Sect-1	Speed	Sect-2	Speed	Sect-3	Speed	TopSpeed	laptime	pit	lap	Sect-1	Speed	Sect-2	Speed	Sect-3	Speed	Topspeed	laptime	pit	
1	7:18.324	51.5	1:07.379	84.5	21.819			8:47.522		4	32.013	67.4	59.570	95.6	19.767	83.0			1:51.350	
2	34.535	66.7	1:01.439	94.2	20.224			1:56.198		5	30.817	74.8	1:02.515	90.5	20.003	88.2			1:53.335	
3	33.436	68.6	1:00.832	92.0	20.239	85.3		1:54.507		6										

272 Nick Grewal (B2)										Lola Mk2										
lap	Sect-1	Speed	Sect-2	Speed	Sect-3	Speed	TopSpeed	laptime	pit	lap	Sect-1	Speed	Sect-2	Speed	Sect-3	Speed	Topspeed	laptime	pit	
1	29.107	74.5	52.671	98.2	17.911	94.7		1:39.689		7	27.587	77.7	53.968	104.6	17.313	95.9			1:38.868	
2	27.708	83.0	50.353	105.2	17.173	95.6		1:35.234		8	28.083	76.2	51.247	105.7	16.888	97.6			1:36.218	
3	26.964	83.3	50.563	105.2	17.453			1:34.980		9	26.341	80.0	51.751	109.3	16.476	95.5			1:34.568	
4	27.145	77.5	52.319	108.4	17.709			1:37.173		10	26.348	85.1	50.138	111.7	17.140	95.1			1:33.626	
5	27.463	78.6	52.879	107.4	17.604			1:37.946		11	26.378	83.3	50.686	110.7	16.885				1:33.949	
6	28.770	75.7	51.714	109.7	17.409	98.2		1:37.893		12										



Session Start: 16:30:46 - Finish: 16:48:50

Weather/Track Conditions: Cloud / Dry

Circuit: Donington Park National

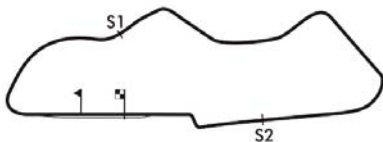
Track Length: 3.185 Km - 1.9791 miles

Donington Historic Festival - 28 - 30 Apr 2017

FJHRA/HSCC 'Silverline' Championship pre-61 Front-Engined Formula Juniors

Qualifying for Race 1 - Best Sector Times

	SECTOR 1			SECTOR 2			SECTOR 3			IDEAL / BEST LAP COMPARISON					
	NO	TIME	LAP	NO	TIME	LAP	NO	TIME	LAP	NO	NAME	BEST	IN	IDEAL	DIFF
1	20	24.662	11	5	45.331	7	115	15.452	10	5	Robin Longdon	1:26.096	7	1:25.946	+0.150
2	115	24.737	11	3	45.640	11	19	15.455	10	20	John Sykes	1:26.168	12	1:26.052	+0.116
3	3	24.746	7	20	45.741	12	20	15.649	12	3	Justin Fleming	1:27.108	8	1:26.348	+0.760
4	5	24.851	8	19	46.624	7	11	15.748	11	19	Ralf Emmerling	1:27.470	12	1:27.036	+0.434
5	19	24.957	10	14	46.703	12	5	15.764	6	11	Nick Taylor	1:27.825	12	1:27.616	+0.209
6	11	25.028	10	11	46.840	5	117	15.844	6	115	Harindra De Silva	1:28.238	10	1:27.097	+1.141
7	14	25.255	5	115	46.908	11	3	15.962	8	14	Crispian Besley	1:28.343	9	1:27.995	+0.348
8	117	25.431	7	117	47.151	6	14	16.037	9	117	Thomas Smith	1:28.812	6	1:28.426	+0.386
9	99	25.795	8	4	48.465	8	4	16.052	6	4	Graham Barron	1:30.634	8	1:30.445	+0.189
10	4	25.928	9	99	48.511	8	27	16.296	6	99	Simon Jones	1:30.961	8	1:30.781	+0.180
11	15	26.035	6	15	48.804	4	99	16.475	3	27	Tom De Gres	1:32.545	8	1:32.194	+0.351
12	27	26.052	8	9	49.193	9	272	16.476	9	9	Patrick Barford	1:32.798	9	1:32.231	+0.567
13	272	26.341	9	13	49.354	6	13	16.656	5	15	Ian Phillips	1:33.564	4	1:31.816	+1.748
14	9	26.379	6	27	49.846	7	9	16.659	2	272	Nick Grewal	1:33.626	10	1:32.955	+0.671
15	93	27.317	10	272	50.138	10	15	16.977	5	13	John Arnold	1:34.146	6	1:33.348	+0.798
16	13	27.338	6	93	50.805	6	93	16.978	9	93	Rudolf Ernst	1:35.817	6	1:35.100	+0.717
17	119	30.817	5	31	58.497	9	31	18.789	8	90	Mark Haynes	1:39.902	6		+
18	31	31.653	8	119	59.570	4	119	19.594	0	31	Hans Ciers	1:49.572	8	1:48.939	+0.633
19	23			23			23			119	Anthony Smith	1:51.350	4	1:49.981	+1.369
20	90			90			90								



Session Start: 16:30:46 - Finish: 16:48:50

Weather/Track Conditions: Cloud / Dry

Circuit: Donington Park National

Track Length: 3.185 Km - 1.9791 miles

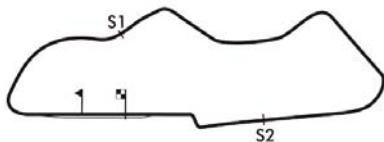


Donington Historic Festival - 28 - 30 Apr 2017

FJHRA/HSCC 'Silverline' Championship pre-61 Front-Engined Formula Juniors

Qualifying for Race 1 - Best Sector Speeds

	NO	SECTOR 1	MPH	NO	SECTOR 2	MPH	NO	SECTOR 3	MPH
1	117	Thomas Smith	104.3	272	Nick Grewal	111.7	272	Nick Grewal	98.9
2	3	Justin Fleming	103.2	3	Justin Fleming	110.9	115	Harindra De Silva	98.7
3	14	Crispian Besley	103.0	115	Harindra De Silva	110.9	20	John Sykes	98.2
4	11	Nick Taylor	102.4	5	Robin Longdon	110.4	3	Justin Fleming	97.2
5	5	Robin Longdon	100.6	20	John Sykes	108.4	5	Robin Longdon	97.0
6	19	Ralf Emmerling	97.6	9	Patrick Barford	107.0	19	Ralf Emmerling	96.2
7	20	John Sykes	96.6	11	Nick Taylor	106.5	14	Crispian Besley	95.0
8	93	Rudolf Ernst	95.1	19	Ralf Emmerling	106.0	9	Patrick Barford	94.8
9	4	Graham Barron	94.6	14	Crispian Besley	105.4	15	Ian Phillips	93.9
10	27	Tom De Gres	94.4	99	Simon Jones	103.9	11	Nick Taylor	93.4
11	115	Harindra De Silva	94.2	15	Ian Phillips	103.4	27	Tom De Gres	92.6
12	99	Simon Jones	93.8	27	Tom De Gres	103.0	99	Simon Jones	92.5
13	15	Ian Phillips	91.0	117	Thomas Smith	99.3	117	Thomas Smith	92.4
14	9	Patrick Barford	90.2	4	Graham Barron	98.7	13	John Arnold	90.0
15	13	John Arnold	88.0	13	John Arnold	98.7	4	Graham Barron	88.8
16	272	Nick Grewal	85.1	119	Anthony Smith	96.5	119	Anthony Smith	88.2
17	119	Anthony Smith	74.8	93	Rudolf Ernst	95.8	31	Hans Ciers	85.1
18	31	Hans Ciers	69.9	31	Hans Ciers	91.1	93	Rudolf Ernst	84.0
19	23	John Arnold	0.0	23	John Arnold	0.0	23	John Arnold	0.0
20	90	Mark Haynes	0.0	90	Mark Haynes	0.0	90	Mark Haynes	0.0



Session Start: 16:30:46 - Finish: 16:48:50

Weather/Track Conditions: Cloud / Dry

Circuit: Donington Park National

Track Length: 3.185 Km - 1.9791 miles



Donington Historic Festival - 28 - 30 Apr 2017

FJHRA/HSCC 'Silverline' Championship pre-61 Front-Engined Formula Juniors

Race 1 - Starting Grid

Sheet No:

Start Time : 09:10 - Heat Duration : 20 Minutes

10	19 119 Anthony Smith		
9	17 90 Mark Haynes	18	31 Hans Ciers
8	15 13 John Arnold	16	93 Rudolf Ernst
7	13 15 Ian Phillips	14	272 Nick Grewal
6	11 27 Tom De Gres	12	9 Patrick Barford
5	9 4 Graham Barron	10	99 Simon Jones
4	7 14 Crispian Besley	8	117 Thomas Smith
3	5 11 Nick Taylor	6	115 Harindra De Silva
2	3 3 Justin Fleming	4	19 Ralf Emmerling
1	1 5 Robin Longdon	2	20 John Sykes
ROW	Pole Right		

These results are provisional until the conclusion of any judicial and technical matters.		<i>Circuit: Donington Park National Track Length: 3.185 Km - 1.9791 miles</i>
Clerk of the Course: <div style="text-align: right;">Julian Floyd</div>	Timekeeper: <div style="text-align: right;">Nick Palmer</div>	Issued at:

Donington Historic Festival - 28 - 30 Apr 2017

GT & Sports Car Cup for pre-66 GT & pre-63 sportscars Qualifying for Race 11 - Classification

Sheet No:

POS	NO	DRIVER/S	CLASS	CLASS POS	CAR MAKE / MODEL	TIME	ON	LAPS	GAP	DIFF	MPH
1	75	Voyazides-Hadfield	GT4	1	AC Cobra 289	1:20.309	21	27			88.72
2	76	Bremner-Bremner-Reid	GT4	2	AC Cobra 289	1:20.542	13	17	0.233	0.233	88.46
3	81	Clark-McCaig	GT4	3	Jaguar E-Type	1:21.537	23	23	1.228	0.995	87.38
4	83	Monteverde-Pearson	GT4	4	Jaguar E-Type	1:22.225	4	19	1.916	0.688	86.65
5	88	Wakeman-Blakeney-Edwards	GT4	5	Lister Jaguar Coupe	1:22.478	22	26	2.169	0.253	86.38
6	60	Guy Peeters	SP2	1	Lotus 15	1:22.556	18	27	2.247	0.078	86.30
7	72	Boot-Wilkinson	GT4	6	Jaguar E-Type	1:23.012	24	24	2.703	0.456	85.83
8	77	Friedrichs-Mallock	GT4	7	Aston Martin DP214	1:23.706	16	20	3.397	0.694	85.12
9	2	Bryant-Bryant	GT4	8	AC Cobra 289	1:23.736	1	8	3.427	0.030	85.08
10	66	Milner-Greensall	GT3	1	Jaguar E-Type	1:23.846	22	23	3.537	0.110	84.97
11	85	Hunt-Blakeney-Edwards-Hunt	GT4	9	Jaguar E-Type	1:24.260	5	5	3.951	0.414	84.56
12	96	Nyblaeus-Welch	GT3	2	Austin Healey 3000	1:24.466	4	18	4.157	0.206	84.35
13	84	Gomm-Keith-Lucas	GT4	10	Jaguar E-Type	1:24.542	18	25	4.233	0.076	84.27
14	91	Galashan-Greaves	GT4	11	Jaguar E-Type	1:24.682	15	18	4.373	0.140	84.13
15	97	Sleep-Sleep	GT4	12	Shelby Mustang GT350	1:24.992	11	19	4.683	0.310	83.83
16	15	Malone-Hall	SP2	2	Lotus 15	1:25.331	4	23	5.022	0.339	83.49
17	21	Yates-Mitchell	SP1	1	Lotus 11	1:25.350	6	18	5.041	0.019	83.48
18	56	Clarkson-Smithies	GT3	3	Austin Healey 3000	1:25.591	23	25	5.282	0.241	83.24
19	33	Bell-Thomas	GT3	4	Austin Healey 3000	1:25.724	4	17	5.415	0.133	83.11
20	1	Corfield-Welch	GT3	5	Austin Healey 3000	1:26.076	19	20	5.767	0.352	82.77
21	47	Paul-Bourne	GT2	1	TVR Grantura Mk3	1:26.878	7	18	6.569	0.802	82.01
22	53	Harris-Wilmoth	GT3	6	Austin Healey 3000	1:27.252	12	24	6.943	0.374	81.66
23	64	Emberson-Wykeham	GT3	7	Morgan Plus 4	1:27.751	18	21	7.442	0.499	81.19
24	7	Squire-Squire	GT4	13	Sunbeam Tiger Le Mans	1:27.822	2	22	7.513	0.071	81.13
25	48	Ward-Bull	GT2	2	TVR Grantura Mk3	1:28.046	7	20	7.737	0.224	80.92
26	58	Pangborn-Woods	GT3	8	Austin Healey 3000	1:28.664	10	23	8.355	0.618	80.36
27	71	Ross-Jones-Ross-Jones	GT3	9	Triumph TR4	1:28.907	15	20	8.598	0.243	80.14
28	57	Le Blanc-van Lanshot	GT3	10	Austin Healey 3000	1:28.989	6	16	8.680	0.082	80.06
29	32	Jacobsen-Jacobsen	GT2	3	MG B	1:29.144	8	16	8.835	0.155	79.92
30	61	Orebi-Gann-Bell	GT3	11	Morgan Plus 4 SLR	1:29.343	14	21	9.034	0.199	79.74
31	99	Merry-Clayson	GT4	14	Sunbeam Tiger	1:29.458	7	24	9.149	0.115	79.64
32	55	Hunt-Grant-Peterkin	GT3	12	Austin Healey 3000	1:29.691	12	15	9.382	0.233	79.44
33	94	Midgley-Worthington-Rawe	GT4	15	Lotus Elan 26R Shapcraft	1:29.743	24	24	9.434	0.052	79.39
34	39	Zurstrassen-Mestdagh	SP1	2	Elva Mk5	1:29.877	5	10	9.568	0.134	79.27
35	43	Winter-Williams	GT2	4	Porsche 911	1:29.898	19	22	9.589	0.021	79.25
36	22	Birch-Burnett	GT1	1	Lotus Elite	1:29.994	7	20	9.685	0.096	79.17
37	65	Cooke-Twyman	GT3	13	Jaguar E-Type	1:30.597	5	14	10.288	0.603	78.64
38	41	Jones-Barrie	GT2	5	Porsche 911	1:32.214	17	20	11.905	1.617	77.26
39	35	Morley-Morley-Morley	GT2	6	MG B	1:32.364	11	22	12.055	0.150	77.14
40	68	Gordon-Finburgh	GT3	14	Jaguar XK150	1:32.491	4	23	12.182	0.127	77.03
41	19	Hooper-Emerling	GT2	7	TVR Grantura Mk3	1:32.907	10	23	12.598	0.416	76.69
42	30	Batchelor-Ruddell	GT2	8	MG B	1:32.931	22	23	12.622	0.024	76.67
43	37	Phillips-Phillips-Phillips	GT2	9	MG B	1:33.082	14	15	12.773	0.151	76.54
44	42	Tognola-Monk	GT2	10	Porsche 911	1:33.177	1	7	12.868	0.095	76.46
45	40	Galliers-Pratt-Hall	GT2	11	Porsche 911	1:35.814	21	22	15.505	2.637	74.36

Car 55 requires a working transponder - Regulation Q.12.2.1 refers.

Car 85 - transponder stopped working.

A 30 second penalty will be applied if not working in the race.

Session Start: 16:52:31 - Finish: 17:32:33

Weather/Track Conditions: Cloud / Dry

Circuit: Donington Park National

Track Length: 3.185 Km - 1.9791 miles

These results are provisional until the conclusion of any judicial and technical matters.

Clerk of the Course: <div style="text-align: right;">Julian Floyd</div>	Timekeeper: <div style="text-align: right;">Nick Palmer</div>	Issued at:
--	--	------------

Donington Historic Festival - 28 - 30 Apr 2017

GT & Sports Car Cup for pre-66 GT & pre-63 sportscars

Qualifying for Race 11 - Sector Analysis

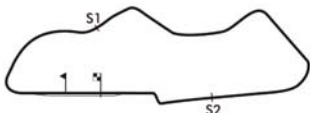
1 Corfield-Welch (GT3)										Austin Healey 3000									
lap	Sect-1	Speed	Sect-2	Speed	Sect-3	Speed	TopSpeed	laptime	pit	lap	Sect-1	Speed	Sect-2	Speed	Sect-3	Speed	Topspeed	laptime	pit
1	27.682	92.8	49.932	106.2	17.636	94.2		1:35.250		11	25.164	103.7	47.655	110.4	16.985			1:29.804	
2	25.867	99.6	47.538	107.9	16.665			1:30.070		12	26.221	98.4	46.875	111.1	16.301	96.7		1:29.397	
3	26.172	93.0	49.672	110.7	16.360			1:32.204		13	25.522	101.0	46.573	112.4	16.170			1:28.265	
4	25.839	94.3	48.443	104.4	In			1:36.016	P	14	25.333	99.4	47.267	108.6	In			1:33.197	P
5		93.3	47.499	108.1	16.786	95.2		2:31.708	P	15		99.3	46.684	111.5	16.093			2:37.504	P
6	26.099	93.8	47.205	111.1	16.246			1:29.550		16	25.134	99.6	46.172	111.5	15.726	95.9		1:27.032	
7	26.263	92.3	47.764	111.7	16.899			1:30.926		17	25.039	100.6	47.204	112.6	15.678	96.9		1:27.921	
8	25.687	97.4	46.829	108.3	16.367			1:28.883		18	24.558	105.6	46.581	112.0	15.461	96.9		1:26.600	
9	26.173	99.6	47.811	110.9	16.017	96.9		1:30.001		19	24.537	101.2	45.296	112.8	16.243			1:26.076	
10	25.226	97.8	47.299	110.4	15.998			1:28.523		20	24.636	95.4	47.040	111.1	In			1:33.887	P

2 Bryant-Bryant (GT4)										AC Cobra 289									
lap	Sect-1	Speed	Sect-2	Speed	Sect-3	Speed	TopSpeed	laptime	pit	lap	Sect-1	Speed	Sect-2	Speed	Sect-3	Speed	Topspeed	laptime	pit
1	24.199	96.0	43.936	115.1	15.601			1:23.736		5	25.406	85.6	47.051	115.7	16.288			1:28.745	
2	24.554	88.9	49.516	117.7	In			1:35.825	P	6	25.013	88.9	47.375	114.1	16.480			1:28.868	
3	Out	67.9	54.108	110.0	16.978	103.0		8:57.344	P	7	25.632	82.9	47.352	111.7	In			1:35.815	P
4	26.525	82.0	48.383	113.7	16.266	103.4		1:31.174		8	Out	77.5	49.623	85.8	In			13:40.689	P

7 Squire-Squire (GT4)										Sunbeam Tiger Le Mans									
lap	Sect-1	Speed	Sect-2	Speed	Sect-3	Speed	TopSpeed	laptime	pit	lap	Sect-1	Speed	Sect-2	Speed	Sect-3	Speed	Topspeed	laptime	pit
1	25.876	94.2	46.928	115.5	16.438			1:29.242		12	26.610	81.1	48.283	110.7	17.655			1:32.548	
2	25.451	94.8	46.116	112.4	16.255	102.0		1:27.822		13	26.175	85.3	49.994	113.5	In			1:37.044	P
3	26.188	84.9	52.241	66.0	16.472			1:34.901		14	Out	83.3	48.530	111.8	16.715	103.0		2:52.906	P
4	24.695	95.6	50.424	64.9	17.467			1:32.586		15	25.494	84.9	48.595	112.8	17.216	102.0		1:31.305	
5	27.696	87.5	48.055	112.2	16.031			1:31.782		16	26.571	86.4	49.126	113.7	16.612			1:32.309	
6	27.129	73.9	54.958	84.8	In			1:45.939	P	17	26.452	83.4	47.926	114.7	16.411	102.2		1:30.789	
7	Out	76.8	50.816	110.4	16.952			4:25.109	P	18	26.361	82.0	49.685	112.6	16.549			1:32.595	
8	29.509	74.9	51.991	94.7	18.104	102.3		1:39.604		19	26.665	85.8	50.745	104.7	17.453	101.9		1:34.863	
9	25.930	85.2	50.623	112.4	18.734			1:35.287		20	25.998	90.9	56.911	90.3	18.459			1:41.368	
10	25.789	91.2	48.341	115.9	16.646			1:30.776		21	28.453	72.3	48.520	112.8	16.257			1:33.230	
11	26.003	89.1	49.206	114.5	16.500	101.9		1:31.709		22	26.059	87.0	47.989	113.4	16.476			1:30.524	

15 Malone-Hall (SP2)										Lotus 15									
lap	Sect-1	Speed	Sect-2	Speed	Sect-3	Speed	TopSpeed	laptime	pit	lap	Sect-1	Speed	Sect-2	Speed	Sect-3	Speed	Topspeed	laptime	pit
1	24.903	90.8	48.144	115.3	16.134			1:29.181		13	25.219	88.1	47.642	112.8	17.022			1:29.883	
2	25.261	88.0	45.930	114.9	15.583			1:26.774		14	24.929	86.4	47.283	112.4	15.922	100.8		1:28.134	
3	24.212	95.8	45.992	114.3	15.586	99.3		1:25.790		15	25.399	85.0	47.837	113.4	15.928	99.8		1:29.164	
4	23.961	100.7	45.526	117.5	15.844			1:25.331		16	24.664	97.1	46.007	113.5	15.995			1:26.666	
5	24.136	95.5	47.305	112.0	In			1:34.519	P	17	24.577	96.7	46.971	112.2	16.241			1:27.789	
6	Out	83.6	49.384	111.7	16.079			5:30.057	P	18	25.377	83.6	47.887	111.8	16.183			1:29.447	
7	25.021	89.4	48.457	117.7	15.479			1:28.957		19	25.406	93.2	48.129	113.4	16.038	101.3		1:29.573	
8	25.485	89.5	48.756	114.7	16.109			1:30.350		20	25.024	92.0	47.639	110.0	15.925	99.8		1:28.588	
9	25.414	92.4	48.054	112.6	16.162	99.0		1:29.630		21	25.083	92.6	47.046	110.7	16.302	98.0		1:28.431	
10	25.183	87.0	48.412	112.6	16.199	98.2		1:29.794		22	25.553	91.9	47.071	109.1	16.096			1:28.720	
11	24.965	92.6	47.294	112.4	16.080	99.5		1:28.339		23	25.247	94.4	47.345	110.0	15.962			1:28.554	
12	24.860	87.7	48.193	109.5	16.029	98.3		1:29.082		24									

19 Hooper-Emerling (GT2)										TVR Grantura Mk3									
lap	Sect-1	Speed	Sect-2	Speed	Sect-3	Speed	TopSpeed	laptime	pit	lap	Sect-1	Speed	Sect-2	Speed	Sect-3	Speed	Topspeed	laptime	pit
1	28.156	83.1	51.150	99.8	19.053			1:38.359		13	27.337	86.0	50.734	103.1	17.514			1:35.585	
2	27.552	87.1	51.546	101.6	17.287	87.8		1:36.385		14	26.746	88.5	50.354	102.5	19.461			1:36.561	
3	27.676	86.1	53.383	101.6	17.572			1:38.631		15	26.759	81.6	50.953	102.0	17.867	89.3		1:35.579	
4	26.917	86.8	52.434	102.5	17.400			1:36.751		16	27.067	90.3	50.468	104.2	17.053	89.4		1:34.588	
5	26.477	88.5	50.078	100.5	17.819			1:34.374		17	26.567	87.5	51.310	101.6	17.197			1:35.074	
6	26.767	89.8	50.125	100.8	17.292	91.2		1:34.184		18	26.658	83.9	50.413	103.7	17.317			1:34.388	
7	27.010	87.5	49.923	103.6	16.896	90.9		1:33.829		19	26.803	85.2	50.403	102.2	17.565			1:34.771	
8	27.868	84.8	50.533	103.3	17.097			1:35.498		20	26.970	83.6	49.786	103.7	17.280	88.7		1:34.036	
9	26.918	85.8	51.079	102.2	17.172			1:35.169		21	26.646	83.4	50.694	102.8	17.632	90.9		1:34.972	
10	26.312	89.7	49.426	103.9	17.169	90.1		1:32.907		22	26.890	85.3	49.825	102.3	17.814	88.7		1:34.529	
11	26.571	88.9	50.903	100.3	In			1:40.787	P	23	26.800	81.9	50.092	103.9	16.948			1:33.840	
12	Out	77.6	50.934	100.9	17.585			4:45.600	P	24									



Session Start: 16:52:31 - Finish: 17:32:33

Weather/Track Conditions: Cloud / Dry

Circuit: Donington Park National

Track Length: 3.185 Km - 1.9791 miles

Donington Historic Festival - 28 - 30 Apr 2017

GT & Sports Car Cup for pre-66 GT & pre-63 sportscars

Qualifying for Race 11 - Sector Analysis

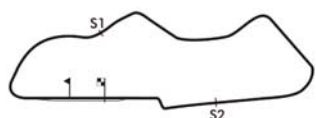
21 Yates-Mitchell (SP1)										Lotus 11									
lap	Sect-1	Speed	Sect-2	Speed	Sect-3	Speed	TopSpeed	laptime	pit	lap	Sect-1	Speed	Sect-2	Speed	Sect-3	Speed	Topspeed	laptime	pit
1	25.627	103.5	47.641	105.5	16.801	93.4		1:30.069		10	29.844	74.8	57.910	96.3	18.933			1:46.687	
2	25.617	89.7	51.551	103.3	16.556	93.8		1:33.724		11	29.261	74.4	58.384	96.2	19.267	84.4		1:46.912	
3	25.277	97.1	46.357	106.2	16.599	93.4		1:28.233		12	29.782	71.8	56.081	96.3	18.285	87.4		1:44.148	
4	25.019	107.9	45.623	106.5	15.383	94.4		1:26.025		13	29.256	71.1	57.534	91.4	18.834			1:45.624	
5	26.117	91.4	46.160	106.2	15.297	93.3		1:27.574		14	29.277	72.8	58.277	93.8	20.048			1:47.602	
6	24.897	106.3	45.443	106.7	15.010	94.2		1:25.350		15	28.569	77.7	56.579	92.1	18.849	80.3		1:43.997	
7	24.796	103.3	49.127	101.6				1:35.191		16	29.576	77.9	55.592	93.0	17.931	88.5		1:43.099	
8	Out	70.9	59.425	88.7	19.744			5:16.228	P	17	28.847	70.8	55.599	94.2	18.192	88.2		1:42.638	
9	29.337	67.7	57.349	96.7	19.309	82.6		1:45.995		18	28.689	75.1	55.245	98.7	In			1:49.099	P

22 Birch-Burnett (GT1)										Lotus Elite									
lap	Sect-1	Speed	Sect-2	Speed	Sect-3	Speed	TopSpeed	laptime	pit	lap	Sect-1	Speed	Sect-2	Speed	Sect-3	Speed	Topspeed	laptime	pit
1	27.111	102.1	49.529	100.3	16.659	89.8		1:33.299		11	27.569	89.1	49.311	98.4	17.740	87.0		1:34.620	
2	26.292	102.0	49.548	100.8	16.663			1:32.503		12	27.679	85.9	50.039	98.6	16.824	86.4		1:34.542	
3	26.290	101.8	51.045	99.0	16.780			1:34.115		13	27.110	91.0	51.528	98.0	18.889			1:37.527	
4	25.994	97.0	48.396	102.6	16.467			1:30.857		14	27.998	88.3	49.247	99.9	17.151			1:34.396	
5	26.673	96.9	49.321	101.1	16.547	91.1		1:32.541		15	26.852	95.4	49.357	98.0	16.724	86.5		1:32.933	
6	25.988	99.4	49.746	100.3	16.215			1:31.949		16	27.280	93.8	48.266	99.5	17.000			1:32.546	
7	26.246	102.7	47.274	103.1	16.474			1:29.994		17	26.739	93.0	49.634	97.4	16.832	87.4		1:33.205	
8	26.038	98.8	48.985	101.7	In			1:35.079	P	18	26.761	92.6	49.520	99.2	17.233	86.0		1:33.514	
9	Out	82.1	51.026	98.2	17.648			4:06.017	P	19	27.214	88.4	49.238	97.3	16.965	87.2		1:33.417	
10	27.161	93.2	49.741	97.9	17.266	84.5		1:34.168		20	31.275	75.6	59.069	90.6	In			1:54.738	P

30 Batchelor-Ruddell (GT2)										MG B									
lap	Sect-1	Speed	Sect-2	Speed	Sect-3	Speed	TopSpeed	laptime	pit	lap	Sect-1	Speed	Sect-2	Speed	Sect-3	Speed	Topspeed	laptime	pit
1	28.432	89.7	51.512	98.2	17.634			1:37.578		13	27.507	84.9	50.111	100.9	17.005	86.4		1:34.623	
2	27.193	93.3	51.492	99.5	17.267			1:35.952		14	27.310	89.6	49.504	99.2	17.574			1:34.388	
3	27.434	80.8	53.132	100.0	18.349			1:38.915		15	27.346	84.0	53.767	100.9	16.890			1:38.003	
4	27.743	75.6	51.410	99.6	17.184	86.2		1:36.337		16	26.734	91.8	51.288	98.2	18.303	85.1		1:36.325	
5	27.644	77.3	51.110	99.6	16.888			1:35.642		17	27.013	88.7	51.575	93.4	18.421			1:37.009	
6	26.667	95.1	50.469	99.5	16.736			1:33.872		18	27.122	84.7	52.125	99.5	19.532			1:38.779	
7	27.172	71.2	50.385	100.2	16.865	86.2		1:34.422		19	27.072	87.9	50.905	100.3	17.723	85.1		1:35.700	
8	27.815	95.2	49.055	100.3	18.652	81.5		1:35.522		20	28.128	83.2	52.111	99.9	17.285			1:37.524	
9	27.629	77.5	50.136	100.0	16.974	85.8		1:34.739		21	27.075	93.3	49.303	99.9	17.187			1:33.565	
10	26.491	95.0	51.628	90.7	In			1:40.976	P	22	26.694	92.6	49.518	99.9	16.719	85.2		1:32.931	
11		88.4	51.105	99.6	17.289			3:06.443	P	23	26.906	94.7	50.255	99.8	16.399	85.6		1:33.560	
12	27.554	89.4	49.540	100.8	17.984			1:35.078		24									

32 Jacobsen-Jacobsen (GT2)										MG B									
lap	Sect-1	Speed	Sect-2	Speed	Sect-3	Speed	TopSpeed	laptime	pit	lap	Sect-1	Speed	Sect-2	Speed	Sect-3	Speed	Topspeed	laptime	pit
1	27.929	90.3	51.137	102.3	17.267			1:36.333		9	25.473	101.8	49.262	103.9	17.030	89.4		1:31.765	
2	27.992	81.6	54.044	99.9	16.749			1:38.785		10	26.067	94.1	50.180	99.2	In			1:43.443	P
3	27.032	84.2	50.521	101.6	16.717	90.5		1:34.270		11	Out	85.3	51.298	102.3	18.660			6:16.200	P
4	26.518	92.0	49.670	101.4	16.753			1:32.941		12	31.747	73.2	50.878	102.3	17.474	90.6		1:40.099	
5	26.473	93.9	50.894	96.6	In			1:43.356	P	13	26.158	95.4	49.538	102.0	16.266			1:31.962	
6	Out	84.8	54.909	100.3	17.853	89.1		4:13.697	P	14	25.829	97.3	50.013	98.7	16.560	89.5		1:32.402	
7	26.419	95.5	47.437	103.3	16.314			1:30.170		15	25.920	94.6	48.473	101.9	16.675			1:31.068	
8	25.657	100.9	47.287	103.4	16.200			1:29.144		16	26.291	91.2	52.634	95.2	In			1:47.798	P

33 Bell-Thomas (GT3)										Austin Healey 3000									
lap	Sect-1	Speed	Sect-2	Speed	Sect-3	Speed	TopSpeed	laptime	pit	lap	Sect-1	Speed	Sect-2	Speed	Sect-3	Speed	Topspeed	laptime	pit
1	25.365	100.0	47.757	116.1	16.788			1:29.910		10	25.553	89.2	47.827	114.7	16.533	97.4		1:29.913	
2	24.733	106.1	46.105	117.9	15.969	101.3		1:26.807		11	25.144	98.4	46.232	111.1	17.280	97.9		1:28.656	
3	24.854	105.4	46.218	115.5	15.572			1:26.644		12	25.637	97.0	46.361	108.6	16.552	97.2		1:28.550	
4	24.684	105.8	45.530	117.3	15.510			1:25.724		13	25.082	96.2	46.405	110.2	In			1:35.841	P
5	24.495	105.3	48.460	117.3	16.186	94.6		1:29.141		14		95.2	47.548	105.2	18.739			1:47.874	P
6	25.556	103.5	47.566	97.6	In			1:37.964	P	15	26.936	89.7	46.754	114.7	16.580	97.3		1:30.270	
7		83.7	50.847	105.9	16.930			4:03.356	P	16	25.227	99.0	46.810	113.5	16.671			1:28.708	
8	26.409	95.6	47.069	114.1	16.735			1:30.213		17	29.552	81.2	56.587	62.2	In			1:55.676	P
9	25.194	97.4	46.570	105.0	16.756			1:28.520		18									



Session Start: 16:52:31 - Finish: 17:32:33

Weather/Track Conditions: Cloud / Dry

Circuit: Donington Park National

Track Length: 3.185 Km - 1.9791 miles

Donington Historic Festival - 28 - 30 Apr 2017

GT & Sports Car Cup for pre-66 GT & pre-63 sportscars

Qualifying for Race 11 - Sector Analysis

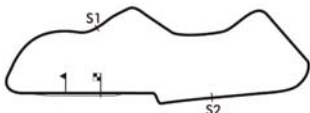
35 Morley-Morley-Morley (GT2)										MG B									
lap	Sect-1	Speed	Sect-2	Speed	Sect-3	Speed	TopSpeed	laptime	pit	lap	Sect-1	Speed	Sect-2	Speed	Sect-3	Speed	Topspeed	laptime	pit
1	29.194	85.8	52.544	97.9	19.568			1:41.306		12	26.793	95.0	50.429	100.3	In			1:40.947	P
2	27.450	89.4	52.204	97.0	19.159			1:38.813		13	Out	83.0	52.518	98.3	18.189	85.9		2:50.649	P
3	28.514	85.2	53.025	98.6	18.016			1:39.555		14	27.541	92.8	50.900	97.4	17.601			1:36.042	
4	27.254	95.6	51.599	99.8	17.875			1:36.728		15	26.972	97.6	50.186	100.8	17.245			1:34.403	
5	27.836	80.1	51.819	98.2	In			1:44.606	P	16	27.191	93.3	51.164	98.2	16.854	89.3		1:35.209	
6	Out	74.4	51.870	100.2	17.911			2:44.851	P	17	27.331	96.7	51.170	99.6	17.744			1:36.245	
7	27.367	92.5	50.984	101.3	17.309	88.6		1:35.660		18	27.579	90.5	49.786	99.8	17.763			1:35.128	
8	26.915	92.8	49.715	100.2	16.723	90.1		1:33.353		19	27.371	90.2	50.168	100.2	17.023			1:34.562	
9	26.620	96.7	50.795	99.6	16.403			1:33.818		20	28.054	93.8	50.703	100.5	17.087	89.5		1:35.844	
10	27.312	88.0	49.536	100.6	16.722	88.7		1:33.570		21	27.618	94.6	49.714	100.6	17.158	88.6		1:34.490	
11	26.998	91.3	48.921	100.6	16.445			1:32.364		22	27.754	91.0	49.787	100.6	16.965			1:34.506	

37 Phillips-Phillips-Phillips (GT2)										MG B									
lap	Sect-1	Speed	Sect-2	Speed	Sect-3	Speed	TopSpeed	laptime	pit	lap	Sect-1	Speed	Sect-2	Speed	Sect-3	Speed	Topspeed	laptime	pit
1	31.226	70.3	59.446	89.4	20.979			1:51.651		9	27.233	91.9	51.964	99.6	20.008	82.1		1:39.205	
2	30.973	69.4	1:00.986	90.9	19.177			1:51.136		10	27.878	82.6	52.011	99.9	17.784			1:37.673	
3	31.411	68.9	58.031	92.7	19.129			1:48.571		11	27.993	78.2	53.649	98.9	18.003	84.4		1:39.645	
4	31.218	68.1	57.597	87.1	19.425			1:48.240		12	26.962	91.6	50.378	98.9	In			1:42.265	P
5	31.181	71.8	58.859	90.3	19.243			1:49.283		13	Out	92.0	50.666	98.3	17.634			2:32.805	P
6	32.283	70.2	59.026	83.0	In			1:59.267	P	14	26.725	100.6	49.310	100.0	17.047			1:33.082	
7	Out	84.0	55.063	90.0	18.219	86.0		2:52.324	P	15	26.520	102.4	50.272	100.5	17.034			1:33.826	
8	28.133	92.9	51.818	96.7	18.018			1:37.969		16									

39 Zurstrassen-Mestdagh (SP1)										Elva Mk5									
lap	Sect-1	Speed	Sect-2	Speed	Sect-3	Speed	TopSpeed	laptime	pit	lap	Sect-1	Speed	Sect-2	Speed	Sect-3	Speed	Topspeed	laptime	pit
1	25.891	93.7	48.996	107.0	16.743			1:31.630		6	26.085	89.1	47.951	109.7	17.966			1:32.002	
2	25.582	94.3	47.552	103.1	16.932			1:30.066		7	26.383	92.9	47.917	106.0	16.322			1:30.622	
3	4:59.819	82.2	51.063	104.6	17.345			6:08.227	P	8	25.535	92.9	47.665	109.3	16.854			1:30.054	
4	26.829	92.8	49.554	105.9	15.903			1:32.286		9	25.487	95.9	47.077	109.3	18.277			1:30.841	
5	25.914	90.0	47.652	107.9	16.311	93.3		1:29.877		10	25.734	93.9	48.133	108.8	17.573	88.8		1:31.440	

40 Galliers-Pratt-Hall (GT2)										Porsche 911									
lap	Sect-1	Speed	Sect-2	Speed	Sect-3	Speed	TopSpeed	laptime	pit	lap	Sect-1	Speed	Sect-2	Speed	Sect-3	Speed	Topspeed	laptime	pit
1	29.087	84.9	53.717	100.2	17.967	86.1		1:40.771		12	28.580	75.3	52.396	101.7	17.277	89.9		1:38.253	
2	27.710	91.4	51.910	95.8	18.200	88.2		1:37.820		13	27.243	84.2	52.099	102.5	17.549	88.1		1:36.891	
3	27.701	90.4	51.522	99.5	17.977	84.1		1:37.200		14	27.768	83.2	52.125	103.6	17.454			1:37.347	
4	28.113	89.7	50.746	101.6	17.425	83.3		1:36.284		15	27.434	84.6	51.503	102.0	18.092			1:37.029	
5	27.633	89.4	52.468	102.0	17.490	88.1		1:37.591		16	27.293	80.6	51.144	103.0	17.655	89.1		1:36.092	
6	27.435	92.1	51.871	102.6	17.555	88.6		1:36.861		17	28.203	68.2	52.326	101.4	18.629			1:39.158	
7	27.377	92.8	49.907	102.6	In			1:42.050	P	18	27.843	79.9	51.110	102.5	18.217	89.5		1:37.170	
8	Out	67.8	57.108	99.9	18.806	88.5		4:24.169	P	19	27.598	78.0	52.086	101.6	18.040			1:37.724	
9	28.247	80.2	53.321	102.2	19.567			1:41.135		20	27.795	86.6	51.267	100.3	17.296	90.3		1:36.358	
10	28.414	86.2	51.849	103.0	17.770			1:38.033		21	27.028	84.7	51.698	101.9	17.088			1:35.814	
11	28.036	80.5	54.780	102.8	18.892	88.9		1:41.708		22	28.080	84.6	51.654	101.9	17.261			1:36.995	

41 Jones-Barrie (GT2)										Porsche 911									
lap	Sect-1	Speed	Sect-2	Speed	Sect-3	Speed	TopSpeed	laptime	pit	lap	Sect-1	Speed	Sect-2	Speed	Sect-3	Speed	Topspeed	laptime	pit
1	30.134	82.5	55.517	99.0	17.735	86.0		1:43.386		11	26.756	92.4	49.565	105.9	16.562	91.6		1:32.883	
2	29.145	82.9	56.507	97.4	20.548	86.0		1:46.200		12	26.568	87.2	49.541	105.0	16.959	88.9		1:33.068	
3	29.183	86.8	54.652	97.3	18.252			1:42.087		13	26.815	94.2	49.943	103.9	17.224			1:33.982	
4	28.188	85.4	55.427	98.6	17.526	88.5		1:41.141		14	26.483	90.9	49.640	105.5	16.462	91.7		1:32.585	
5	28.498	88.2	54.022	98.6	17.756			1:40.276		15	26.635	81.1	50.649	105.0	16.534	92.1		1:33.818	
6	28.216	85.2	53.307	102.2	17.871			1:39.394		16	26.419	92.3	50.013	105.2	16.488	91.9		1:32.920	
7	30.185	85.0	52.819	102.2	18.096	85.2		1:41.100		17	26.322	95.4	48.795	105.0	17.097	92.2		1:32.214	
8	29.172	86.5	54.022	99.8	In			1:46.355	P	18	26.646	77.8	51.682	103.9	17.476	85.7		1:35.804	
9	Out	82.5	52.448	103.9	17.325			2:36.381	P	19	26.902	86.8	49.923	105.2	16.375	91.1		1:33.200	
10	27.293	90.0	51.012	103.7	16.905			1:35.210		20	27.590	73.8	52.027	104.9	In			1:44.936	P



Session Start: 16:52:31 - Finish: 17:32:33

Weather/Track Conditions: Cloud / Dry

Circuit: Donington Park National

Track Length: 3.185 Km - 1.9791 miles

Donington Historic Festival - 28 - 30 Apr 2017

GT & Sports Car Cup for pre-66 GT & pre-63 sportscars

Qualifying for Race 11 - Sector Analysis

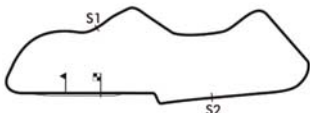
42 Tognola-Monk (GT2)									Porsche 911											
lap	Sect-1	Speed	Sect-2	Speed	Sect-3	Speed	TopSpeed	laptime	pit	lap	Sect-1	Speed	Sect-2	Speed	Sect-3	Speed	Topspeed	laptime	pit	
1	26.123	85.3	50.227	109.5	16.827	98.4		1:33.177		5	26.669	83.6	49.983	110.9	17.638				1:34.290	
2	25.815	82.8	51.532	109.8	16.842	93.5		1:34.189		6	27.445	88.9	49.842	108.6	17.431				1:34.718	
3	25.620	99.3	47.703	112.6	In			1:39.427	P	7	26.600	74.0	52.062	106.2	In				1:45.199	P
4	Out	78.5	50.609	108.8	17.655			3:36.998	P	8										

43 Winter-Williams (GT2)									Porsche 911											
lap	Sect-1	Speed	Sect-2	Speed	Sect-3	Speed	TopSpeed	laptime	pit	lap	Sect-1	Speed	Sect-2	Speed	Sect-3	Speed	Topspeed	laptime	pit	
1	27.913	87.7	49.388	103.9	17.115			1:34.416		12	26.495	94.6	48.224	106.9	17.637	89.5			1:32.356	
2	26.379	90.2	48.578	106.9	17.469			1:32.426		13	26.122	95.1	48.648	106.9	16.311	90.9			1:31.081	
3	25.953	96.7	1:05.715	105.4	16.978	89.3		1:48.646		14	26.075	94.7	47.862	106.7	16.430	91.2			1:30.367	
4	26.380	92.1	51.049	102.0	16.617	90.5		1:34.046		15	25.914	93.5	49.488	106.9	16.621				1:32.023	
5	26.032	94.4	48.676	104.4	16.330	90.5		1:31.038		16	26.477	85.1	48.911	106.7	21.391	80.9			1:36.779	
6	26.036	90.8	48.364	104.9	16.583			1:30.983		17	26.506	94.3	50.238	106.9	16.075	92.4			1:32.819	
7	26.544	91.5	50.635	103.1	16.490	89.8		1:33.669		18	26.162	97.4	47.891	106.9	16.022	91.7			1:30.075	
8	26.225	93.7	48.504	104.6	16.415	92.0		1:31.144		19	25.861	92.0	47.889	107.0	16.148	90.5			1:29.898	
9	26.328	94.1	48.096	105.0	In			1:37.498	P	20	26.398	86.6	50.305	106.2	16.589	89.8			1:33.292	
10	Out	82.2	50.368	105.0	16.136	89.8		3:33.237	P	21	26.640	90.8	49.070	104.6	In				1:40.636	P
11	31.048	89.1	50.111	106.9	16.446	91.2		1:37.605		22	Out	87.3	48.746	106.4	16.117	85.0			4:04.519	P

47 Paul-Bourne (GT2)									TVR Grantura Mk3											
lap	Sect-1	Speed	Sect-2	Speed	Sect-3	Speed	TopSpeed	laptime	pit	lap	Sect-1	Speed	Sect-2	Speed	Sect-3	Speed	Topspeed	laptime	pit	
1	25.531	95.8	47.792	108.1	41.959	77.2		1:55.282		10	26.061	90.1	47.320	108.1	16.608				1:29.989	
2	26.327	94.8	47.447	103.4	16.633	90.1		1:30.407		11	25.816	94.2	47.476	107.6	16.244	92.0			1:29.536	
3	25.705	84.3	46.849	109.3	17.612			1:30.166		12	25.567	95.1	47.667	107.0	16.199	91.4			1:29.433	
4	25.352	95.9	46.061	108.4	16.914			1:28.327		13	26.087	92.8	47.300	107.9	18.330	90.0			1:31.717	
5	25.174	94.3	47.046	107.9	16.035			1:28.255		14	27.025	82.2	47.474	108.6	19.629				1:34.128	
6	25.035	91.8	46.408	109.7	16.205	93.4		1:27.648		15	26.089	90.9	47.174	106.7	16.473	92.7			1:29.736	
7	25.032	93.3	46.084	108.6	15.762	94.3		1:26.878		16	29.441	81.1	49.484	109.0	16.278	93.1			1:35.203	
8	27.102	79.6	51.719	95.5	In			1:42.136	P	17	25.411	93.7	46.815	108.4	17.436	90.0			1:29.662	
9	Out	69.2	50.228	106.7	16.495	91.9		3:17.191	P	18	31.887	71.5	55.631	75.0	In				1:54.659	P

48 Ward-Bull (GT2)									TVR Grantura Mk3											
lap	Sect-1	Speed	Sect-2	Speed	Sect-3	Speed	TopSpeed	laptime	pit	lap	Sect-1	Speed	Sect-2	Speed	Sect-3	Speed	Topspeed	laptime	pit	
1	26.988	89.1	49.860	102.5	16.696			1:33.544		11	25.390	94.7	49.089	85.9	In				1:37.248	P
2	26.206	90.8	48.204	104.1	16.789			1:31.199		12	Out	83.2	48.255	103.4	16.029				4:06.437	P
3	26.079	93.5	47.846	103.7	16.929	93.0		1:30.854		13	25.169	98.6	47.202	104.6	16.085				1:28.456	
4	26.227	90.1	48.927	102.6	16.726			1:31.880		14	25.085	100.6	46.678	104.2	16.439				1:28.202	
5	29.428	70.2	49.924	103.3	In			1:42.092	P	15	25.117	100.2	48.641	75.6	In				1:42.505	P
6	Out	80.9	48.630	102.2	16.951	92.5		3:25.812	P	16	Out	93.0	46.738	104.7	16.558				2:25.906	P
7	25.391	102.1	46.699	105.4	15.956			1:28.046		17	25.622	86.8	47.182	104.2	16.158	93.4			1:28.962	
8	25.224	96.0	47.171	104.9	15.936			1:28.331		18	25.467	90.7	47.168	105.4	15.932				1:28.567	
9	25.748	82.3	47.269	103.9	15.677	95.0		1:28.694		19	25.215	97.8	47.257	104.7	17.285				1:29.757	
10	25.295	100.2	47.150	104.7	15.786	94.6		1:28.231		20	25.200	97.8	47.684	92.5	In				1:36.502	P

53 Harris-Wilmoth (GT3)									Austin Healey 3000											
lap	Sect-1	Speed	Sect-2	Speed	Sect-3	Speed	TopSpeed	laptime	pit	lap	Sect-1	Speed	Sect-2	Speed	Sect-3	Speed	Topspeed	laptime	pit	
1	27.400	72.0	51.580	108.4	18.514			1:37.494		13	25.184	89.5	47.807	113.9	15.618	99.0			1:28.609	
2	27.923	82.6	48.996	110.0	17.202	96.2		1:34.121		14	25.285	88.8	52.012	79.8	In				1:42.129	P
3	26.737	79.2	50.415	113.0	16.404	98.7		1:33.556		15	Out	93.7	47.567	113.7	15.525				2:30.899	P
4	26.794	80.9	49.723	100.5	17.186	92.7		1:33.703		16	25.265	89.4	46.409	114.9	16.508	98.3			1:28.182	
5	26.554	86.8	48.077	110.9	16.606			1:31.237		17	25.065	91.3	46.890	114.7	15.680				1:27.635	
6	25.901	87.5	48.264	111.1	16.502			1:30.667		18	25.149	85.8	47.721	114.3	16.477				1:29.347	
7	27.019	83.4	49.526	104.7	16.621			1:33.166		19	24.713	94.7	46.895	114.7	15.662				1:27.270	
8	28.727	81.3	50.285	102.3	16.666	98.2		1:35.678		20	24.958	92.5	48.008	114.1	15.571	101.6			1:28.537	
9	26.185	85.6	49.352	109.7	16.666	100.5		1:32.203		21	25.249	97.7	46.567	115.3	15.449				1:27.265	
10	26.607	78.4	49.645	101.7	In			1:39.067	P	22	25.706	83.0	46.136	114.7	15.872	100.2			1:27.714	
11	Out	88.3	47.616	112.2	16.656	98.7		3:14.424	P	23	25.398	93.5	47.103	115.1	15.721				1:28.222	
12	25.466	90.0	46.378	115.3	15.408	99.9		1:27.252		24	24.994	87.0	46.989	114.3	15.848	100.2			1:27.831	



Session Start: 16:52:31 - Finish: 17:32:33

Weather/Track Conditions: Cloud / Dry

Circuit: Donington Park National

Track Length: 3.185 Km - 1.9791 miles

Donington Historic Festival - 28 - 30 Apr 2017

GT & Sports Car Cup for pre-66 GT & pre-63 sportscars

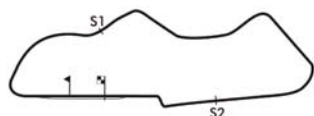
Qualifying for Race 11 - Sector Analysis

55 Hunt-Grant-Peterkin (GT3)										Austin Healey 3000									
lap	Sect-1	Speed	Sect-2	Speed	Sect-3	Speed	TopSpeed	laptime	pit	lap	Sect-1	Speed	Sect-2	Speed	Sect-3	Speed	Topspeed	laptime	pit
1								1:37.135		9			In		In			3:23.454	P
2								1:37.048		10								1:37.617	
3								1:32.410		11								1:32.889	
4								1:31.546		12								1:29.691	
5								1:30.776		13								1:30.691	
6								1:36.315		14								1:36.481	
7								1:32.510		15			In		In			4:42.792	P
8								1:42.577		16									

56 Clarkson-Smithies (GT3)										Austin Healey 3000									
lap	Sect-1	Speed	Sect-2	Speed	Sect-3	Speed	TopSpeed	laptime	pit	lap	Sect-1	Speed	Sect-2	Speed	Sect-3	Speed	Topspeed	laptime	pit
1	25.924	90.4	47.879	113.5	15.924			1:29.727		14	24.974	99.9	47.890	115.9	16.118			1:28.982	
2	25.430	92.0	46.550	108.6	17.301			1:29.281		15	24.997	90.3	46.617	114.3	16.149	101.1		1:27.763	
3	26.246	85.0	47.638	112.2	16.336			1:30.220		16	24.918	95.5	49.093	111.7	16.089			1:30.100	
4	25.332	92.4	46.583	113.7	15.528			1:27.443		17	24.543	99.3	46.421	114.5	15.875	99.9		1:26.839	
5	25.371	95.5	46.474	114.3	16.128	98.4		1:27.973		18	24.784	90.1	45.939	113.2	15.972			1:26.695	
6	24.865	97.6	46.862	113.2	15.733			1:27.460		19	24.292	99.6	45.627	114.9	15.856	101.1		1:25.775	
7	24.894	94.1	46.776	113.0	In			1:32.019	P	20	24.746	96.2	45.493	115.5	15.558			1:25.797	
8	Out	90.8	46.691	114.1	16.012	99.0		3:33.412	P	21	25.256	84.6	48.760	114.3	15.957			1:29.973	
9	24.747	99.6	47.790	114.7	15.651			1:28.188		22	24.869	102.6	45.627	115.3	15.707	100.2		1:26.203	
10	24.805	98.3	45.289	116.1	15.905	100.0		1:25.999		23	24.387	97.1	45.513	116.3	15.691			1:25.591	
11	24.367	97.4	46.473	115.5	15.959			1:26.799		24	24.625	101.6	45.241	115.5	15.906			1:25.772	
12	24.775	98.0	45.596	115.5	15.774	103.0		1:26.145		25	24.639	90.9	47.308	113.9	15.876			1:27.823	
13	24.962	99.6	46.013	115.1	17.769			1:28.744		26									

57 Le Blanc-van Lanshot (GT3)										Austin Healey 3000									
lap	Sect-1	Speed	Sect-2	Speed	Sect-3	Speed	TopSpeed	laptime	pit	lap	Sect-1	Speed	Sect-2	Speed	Sect-3	Speed	Topspeed	laptime	pit
1	26.461	92.4	48.955	98.7	19.240			1:34.656		9	26.069	79.3	49.275	111.3	16.517			1:31.861	
2	25.997	93.4	47.830	111.8	17.267	92.7		1:31.094		10	25.169	95.9	50.897	107.7	17.919	92.7		1:33.985	
3	26.420	88.7	50.570	109.8	16.681			1:33.671		11	25.633	86.4	47.469	110.6	16.604			1:29.706	
4	25.319	93.4	48.143	111.8	16.517	94.6		1:29.979		12	26.559	88.5	50.435	98.3	In			1:42.529	P
5	26.082	88.8	47.318	111.1	17.108	93.1		1:30.508		13	Out	87.4	48.629	103.7	17.606	92.0		4:38.577	P
6	25.335	88.7	47.335	112.4	16.319			1:28.989		14	26.637	82.0	50.782	97.6	In			1:41.223	P
7	25.282	92.5	51.877	109.8	17.377	92.0		1:34.536		15	Out	89.0	48.259	109.3	17.288	91.4		13:12.950	P
8	25.810	85.9	49.667	110.9	17.657			1:33.134		16	26.007	87.3	49.950	105.4	17.596			1:33.553	

58 Pangborn-Woods (GT3)										Austin Healey 3000									
lap	Sect-1	Speed	Sect-2	Speed	Sect-3	Speed	TopSpeed	laptime	pit	lap	Sect-1	Speed	Sect-2	Speed	Sect-3	Speed	Topspeed	laptime	pit
1	25.736	90.9	50.994	111.5	16.864	96.2		1:33.594		13	Out	70.5	56.468	95.1	18.828	91.1		4:15.336	P
2	25.802	90.1	47.419	112.4	16.967			1:30.188		14	28.050	86.7	51.796	93.6	18.212			1:38.058	
3	26.820	86.3	48.099	112.6	16.499			1:31.418		15	27.479	88.9	50.429	97.3	17.714			1:35.622	
4	25.024	88.8	47.404	112.4	16.300	97.2		1:28.728		16	26.511	88.0	49.475	97.4	17.607	95.9		1:33.593	
5	25.134	94.2	47.524	114.1	16.297	97.2		1:28.955		17	26.325	88.2	50.603	94.4	17.612	96.1		1:34.540	
6	25.398	93.8	47.769	113.9	16.341			1:29.508		18	26.953	88.1	49.689	96.1	17.766	95.8		1:34.408	
7	25.590	84.8	49.526	114.5	16.662	100.0		1:31.778		19	27.080	88.3	49.485	97.9	17.601	95.9		1:34.166	
8	26.146	92.0	46.631	113.0	16.382			1:29.159		20	26.131	88.4	48.412	99.0	17.314			1:31.857	
9	24.821	96.6	48.607	114.1	16.551	95.4		1:29.979		21	25.701	88.7	48.697	108.1	16.782			1:31.180	
10	25.123	90.5	47.103	115.5	16.438	98.2		1:28.664		22	26.550	87.0	49.139	101.1	17.153			1:32.842	
11	26.116	93.4	46.920	115.3	16.003	97.4		1:29.039		23	25.697	90.3	48.313	103.9	16.811			1:30.821	
12	25.282	90.0	49.012	100.3	In			1:39.513	P	24									



Session Start: 16:52:31 - Finish: 17:32:33
Weather/Track Conditions: Cloud / Dry
Circuit: Donington Park National
Track Length: 3.185 Km - 1.9791 miles

Donington Historic Festival - 28 - 30 Apr 2017

GT & Sports Car Cup for pre-66 GT & pre-63 sportscars

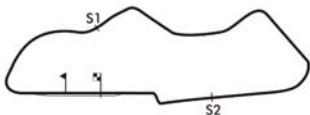
Qualifying for Race 11 - Sector Analysis

60 Guy Peeters (SP2)										Lotus 15									
lap	Sect-1	Speed	Sect-2	Speed	Sect-3	Speed	TopSpeed	laptime	pit	lap	Sect-1	Speed	Sect-2	Speed	Sect-3	Speed	Topspeed	laptime	pit
1	24.865	99.7	45.319	115.3	15.650			1:25.834		15	23.496	102.7	45.771	116.1	15.219	103.0		1:24.486	
2	23.852	101.6	46.077	118.3	16.908	102.3		1:26.837		16	23.820	101.8	46.796	116.9	16.617			1:27.233	
3	23.807	102.0	46.517	116.3	15.604	106.5		1:25.928		17	23.814	103.0	44.779	117.5	15.208	104.1		1:23.801	
4	23.988	101.3	45.126	117.1	15.138			1:24.252		18	23.593	105.9	44.108	116.9	14.855	104.9		1:22.556	
5	23.760	101.0	44.498	111.8	15.790	104.7		1:24.048		19	23.477	107.6	45.909	117.9	15.634	104.9		1:25.020	
6	24.303	99.9	44.783	119.2	15.254			1:24.340		20	23.860	107.3	43.808	118.3	15.316			1:22.984	
7	24.662	92.9	45.637	116.7	15.290	102.3		1:25.589		21	24.201	105.4	47.421	110.9	15.488	103.4		1:27.110	
8	23.749	105.4	44.026	117.9	15.065	106.2		1:22.840		22	23.609	105.9	44.245	117.9	15.059			1:22.913	
9	23.339	101.8	45.650	115.7	15.144	104.7		1:24.133		23	24.278	101.0	44.270	117.9	15.375			1:23.923	
10	23.728	106.1	45.243	116.1	15.247	105.5		1:24.218		24	23.386	106.6	44.395	117.9	15.306	105.0		1:23.087	
11	24.646	87.5	44.410	116.9	15.029	103.9		1:24.085		25	23.515	105.1	44.406	120.0	15.369			1:23.290	
12	24.020	102.3	44.935	116.5	15.236	103.6		1:24.191		26	24.024	106.6	43.790	117.5	15.125	103.7		1:22.939	
13	23.669	107.1	44.578	117.5	15.735			1:23.982		27	24.040	102.9	46.216	114.3	In			1:33.748	P
14	23.906	98.7	49.028	111.3	16.577	103.0		1:29.511		28									

61 Orebi-Gann-Bell (GT3)										Morgan Plus 4 SLR									
lap	Sect-1	Speed	Sect-2	Speed	Sect-3	Speed	TopSpeed	laptime	pit	lap	Sect-1	Speed	Sect-2	Speed	Sect-3	Speed	Topspeed	laptime	pit
1	26.768	86.2	49.150	107.9	17.011	96.5		1:32.929		12	26.764	82.0	49.662	109.1	16.248			1:32.674	
2	27.050	88.9	49.283	106.9	16.376			1:32.709		13	26.713	76.2	49.432	109.5	16.868			1:33.013	
3	26.384	91.3	49.065	110.9	16.996	88.8		1:32.445		14	26.007	97.6	47.457	111.1	15.879			1:29.343	
4	26.101	96.7	47.430	110.4	In			1:37.213	P	15	25.756	97.3	47.761	110.6	16.486	92.7		1:30.003	
5	Out	77.9	55.437	90.1	18.459			5:52.615	P	16	25.202	95.1	47.098	106.7	17.998	89.5		1:30.298	
6	27.763	88.9	49.564	107.9	16.557	91.1		1:33.884		17	26.291	94.2	48.038	111.7	16.641	90.9		1:30.970	
7	26.489	86.4	51.695	108.3	16.437			1:34.621		18	26.380	83.9	49.014	107.6	16.624	89.7		1:32.018	
8	26.685	87.2	50.956	108.6	16.475	94.6		1:34.116		19	26.631	88.7	49.725	91.5	17.930			1:34.286	
9	27.022	77.0	51.247	109.5	16.447	94.0		1:34.716		20	27.530	91.4	49.434	109.3	16.688	90.4		1:33.652	
10	26.026	95.1	48.473	109.5	16.406			1:30.905		21	27.650	75.1	50.692	106.5	In			1:43.336	P
11	25.983	95.4	49.101	108.4	16.127			1:31.211		22									

64 Emberson-Wykeham (GT3)										Morgan Plus 4									
lap	Sect-1	Speed	Sect-2	Speed	Sect-3	Speed	TopSpeed	laptime	pit	lap	Sect-1	Speed	Sect-2	Speed	Sect-3	Speed	Topspeed	laptime	pit
1	27.056	82.9	49.264	106.4	17.079	94.6		1:33.399		12	26.574	87.0	50.547	97.3	In			1:41.045	P
2	26.432	89.4	49.694	103.9	16.559			1:32.685		13		92.0	48.939	104.6	16.983			4:38.308	P
3	25.881	90.8	47.976	105.7	16.296	95.0		1:30.153		14	25.656	96.9	46.833	106.2	15.762			1:28.251	
4	28.008	86.2	48.079	105.0	16.803			1:32.890		15	25.182	99.1	46.828	106.2	15.749			1:27.759	
5	25.904	84.4	47.674	104.9	16.273			1:29.851		16	25.318	95.2	47.349	106.2	15.891	92.9		1:28.558	
6	25.981	82.9	49.190	105.7	16.900	95.9		1:32.071		17	25.660	90.1	47.738	105.7	15.922	93.5		1:29.320	
7	26.623	86.1	50.319	107.2	17.277			1:34.219		18	25.299	95.1	46.898	107.4	15.554	96.5		1:27.751	
8	27.699	84.9	50.268	105.5	17.729			1:35.696		19	25.487	90.3	46.947	106.4	16.188			1:28.622	
9	26.729	83.7	50.920	105.9	16.928			1:34.577		20	25.314	92.0	46.806	106.2	15.725	95.9		1:27.845	
10	25.632	85.1	47.424	106.5	17.248			1:30.304		21	25.758	89.7	48.358	103.3	In			1:38.340	P
11	25.870	82.5	47.448	106.2	16.433	95.4		1:29.751		22									

65 Cooke-Twyman (GT3)										Jaguar E-Type									
lap	Sect-1	Speed	Sect-2	Speed	Sect-3	Speed	TopSpeed	laptime	pit	lap	Sect-1	Speed	Sect-2	Speed	Sect-3	Speed	Topspeed	laptime	pit
1	26.797	86.1	48.729	106.7	17.496			1:33.022		8	28.336	78.5	52.815	93.8	18.422	97.4		1:39.573	
2	26.451	90.9	49.127	106.5	17.060	94.0		1:32.638		9	28.180	79.5	52.752	98.0	19.530			1:40.462	
3	28.411	81.6	52.676	108.1	16.951			1:38.038		10	27.679	80.8	50.084	102.3	17.309			1:35.072	
4	25.910	96.6	48.481	111.7	16.988	92.6		1:31.379		11	27.175	85.6	50.877	101.7	18.331	95.0		1:36.383	
5	26.010	93.3	48.040	110.6	16.547			1:30.597		12	27.728	84.6	49.761	102.8	17.196	98.2		1:34.685	
6	27.272	85.8	55.455	84.3	In			1:48.971	P	13	27.098	86.1	50.407	101.7	16.917			1:34.422	
7	Out	70.4	54.491	89.9	18.568	95.9		6:12.451	P	14	27.210	84.3	51.835	80.3	In			1:45.718	P



Session Start: 16:52:31 - Finish: 17:32:33

Weather/Track Conditions: Cloud / Dry

Circuit: Donington Park National

Track Length: 3.185 Km - 1.9791 miles

Donington Historic Festival - 28 - 30 Apr 2017

GT & Sports Car Cup for pre-66 GT & pre-63 sportscars

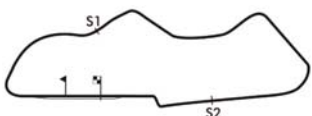
Qualifying for Race 11 - Sector Analysis

66 Milner-Greensall (GT3)										Jaguar E-Type									
lap	Sect-1	Speed	Sect-2	Speed	Sect-3	Speed	TopSpeed	laptime	pit	lap	Sect-1	Speed	Sect-2	Speed	Sect-3	Speed	Topspeed	laptime	pit
1	26.042	81.7	48.845	118.5	16.229	99.3		1:31.116		13	27.123	84.6	50.872	92.2	19.064			1:37.059	
2	24.862	98.3	46.461	119.2	16.033			1:27.356		14	27.518	80.9	47.540	119.4	15.522			1:30.580	
3	24.675	100.2	47.559	115.3	15.963			1:28.197		15	24.262	101.5	47.243	116.9	In			1:33.327	P
4	24.653	97.7	46.972	116.9	16.181	100.6		1:27.806		16	Out	76.5	1:00.813	52.6	18.085	103.1		3:25.145	P
5	24.408	100.3	47.609	117.9	16.980	100.3		1:28.997		17	24.005	99.7	45.030	115.3	16.700	102.6		1:25.735	
6	26.268	81.9	50.225	105.0	16.222			1:32.715		18	24.326	100.2	47.445	96.9	15.739			1:27.510	
7	24.529	100.6	46.799	118.8	15.930			1:27.258		19	24.045	99.0	45.171	120.5	15.205	104.2		1:24.421	
8	25.464	96.9	46.836	119.8	15.828	102.8		1:28.128		20	24.710	86.0	48.723	81.1	17.214			1:30.647	
9	25.130	95.8	48.507	119.4	15.857	100.8		1:29.494		21	24.003	97.7	45.110	120.5	15.149	103.7		1:24.262	
10	24.399	100.9	46.232	119.6	15.525			1:26.156		22	23.975	99.6	44.809	120.7	15.062	103.3		1:23.846	
11	24.975	97.3	45.768	119.8	15.765	101.1		1:26.508		23	25.335	85.0	50.448	97.2	In			1:38.340	P
12	24.584	97.6	46.147	118.3	16.944	97.4		1:27.675		24									

68 Gordon-Finburgh (GT3)										Jaguar XK150									
lap	Sect-1	Speed	Sect-2	Speed	Sect-3	Speed	TopSpeed	laptime	pit	lap	Sect-1	Speed	Sect-2	Speed	Sect-3	Speed	Topspeed	laptime	pit
1	28.443	82.3	50.529	100.5	18.112			1:37.084		13	37.706	60.6	58.349	104.2	18.530			1:54.585	
2	27.520	82.1	54.254	104.4	18.139			1:39.913		14	30.154	81.4	52.983	106.5	17.601			1:40.738	
3	26.919	89.0	49.100	106.7	17.014	92.5		1:33.033		15	27.205	82.4	52.285	105.5	17.474	91.2		1:36.964	
4	26.602	92.8	48.880	105.9	17.009			1:32.491		16	26.609	90.0	50.504	106.7	17.652	93.1		1:34.765	
5	26.399	89.5	49.271	105.7	17.219	91.9		1:32.889		17	26.629	88.3	51.969	96.7	17.081	92.7		1:35.679	
6	27.653	86.7	50.639	100.9	In			1:41.030	P	18	26.655	82.5	50.980	104.9	16.943	92.0		1:34.578	
7	Out	79.7	55.481	104.2	17.215	90.5		3:31.174	P	19	27.097	84.5	50.141	106.5	16.781	93.0		1:34.019	
8	27.219	88.9	52.027	105.7	17.984	91.0		1:37.230		20	27.195	84.6	50.801	106.4	17.908	91.0		1:35.904	
9	27.859	87.2	50.640	106.4	17.410	91.0		1:35.909		21	26.625	87.2	51.036	105.9	17.055	91.6		1:34.716	
10	27.768	87.3	50.927	98.9	17.708			1:36.403		22	26.898	86.1	50.904	106.0	17.046	93.0		1:34.848	
11	27.306	85.4	51.979	105.5	17.331			1:36.616		23	26.618	81.1	50.410	105.2	17.373			1:34.401	
12	26.620	88.3	52.548	101.9	19.025	91.1		1:38.193		24									

71 Ross-Jones-Ross-Jones (GT3)										Triumph TR4									
lap	Sect-1	Speed	Sect-2	Speed	Sect-3	Speed	TopSpeed	laptime	pit	lap	Sect-1	Speed	Sect-2	Speed	Sect-3	Speed	Topspeed	laptime	pit
1	28.061	87.5	50.793	101.7	18.216			1:37.070		11	Out	87.5	50.059	105.5	16.996	91.5		2:50.132	P
2	27.287	88.4	53.565	101.9	17.752	89.5		1:38.604		12	26.191	103.2	47.694	105.7	16.127			1:30.012	
3	27.625	92.3	50.574	103.7	16.784	91.5		1:34.983		13	25.887	97.0	48.095	106.7	16.309			1:30.291	
4	26.804	94.1	50.523	103.9	16.516			1:33.843		14	25.549	95.0	47.934	106.7	15.888			1:29.371	
5	26.531	88.7	50.501	103.3	17.284	88.2		1:34.316		15	25.610	98.7	47.255	106.5	16.042	93.6		1:28.907	
6	26.650	91.4	53.077	96.9	16.913	92.9		1:36.640		16	25.548	100.9	47.466	104.4	16.666			1:29.680	
7	33.648	83.0	53.229	102.6	17.541	90.7		1:44.418		17	25.785	96.0	48.509	106.2	16.119			1:30.413	
8	26.521	96.0	50.027	102.6	16.916	92.6		1:33.464		18	25.451	95.6	48.825	103.4	16.294			1:30.570	
9	26.738	85.1	54.258	104.4	17.089	92.2		1:38.085		19	25.933	88.5	48.384	106.0	16.268			1:30.585	
10	26.469	90.4	51.541	94.8	In			1:44.886	P	20	26.289	88.9	48.522	105.9				1:35.452	

72 Boot-Wilkinson (GT4)										Jaguar E-Type									
lap	Sect-1	Speed	Sect-2	Speed	Sect-3	Speed	TopSpeed	laptime	pit	lap	Sect-1	Speed	Sect-2	Speed	Sect-3	Speed	Topspeed	laptime	pit
1	26.778	90.1	48.261	106.7	16.945	104.9		1:31.984		13	24.187	93.5	46.586	120.0	15.536	105.2		1:26.309	
2	25.178	87.2	48.795	107.0	16.558	103.7		1:30.531		14	24.195	93.8	46.064	121.8	15.390			1:25.649	
3	25.102	90.3	47.887	111.5	16.107	105.5		1:29.096		15	3:52.035	73.6	52.874	114.1	16.089	105.0		5:00.998	P
4	25.592	88.1	48.479	118.8	15.682	107.0		1:29.753		16	25.308	96.3	46.224	120.5	15.253			1:26.785	
5	25.081	90.8	47.590	118.8	16.288			1:28.959		17	24.280	99.0	45.247	120.0	16.249	103.9		1:25.776	
6	24.717	91.0	46.448	120.9	15.834	106.4		1:26.999		18	24.220	97.4	44.977	109.0	15.249	107.2		1:24.446	
7	24.994	85.5	46.308	120.0	16.307			1:27.609		19	24.049	95.9	44.437	122.0	15.516			1:24.002	
8	24.866	92.5	46.080	121.5	15.417	106.9		1:26.363		20	26.613	81.0	47.004	114.7	15.912			1:29.529	
9	24.395	93.0	47.822	120.0	16.008			1:28.225		21	24.547	94.3	46.815	120.0	15.411			1:26.773	
10	24.258	93.3	45.886	122.6	15.456			1:25.600		22	24.025	99.0	44.431	122.4	15.233	105.7		1:23.689	
11	24.013	94.7	45.244	122.0	15.573	106.7		1:24.830		23	27.014	81.5	48.086	113.9	15.667			1:30.767	
12	23.942	95.5	45.776	122.2	15.283			1:25.001		24	23.939	96.9	44.127	122.0	14.946	107.7		1:23.012	



Session Start: 16:52:31 - Finish: 17:32:33

Weather/Track Conditions: Cloud / Dry

Circuit: Donington Park National

Track Length: 3.185 Km - 1.9791 miles

Donington Historic Festival - 28 - 30 Apr 2017

GT & Sports Car Cup for pre-66 GT & pre-63 sportscars

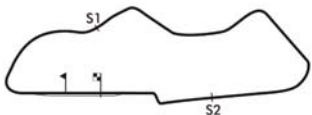
Qualifying for Race 11 - Sector Analysis

75 Voyazides-Hadfield (GT4)										AC Cobra 289									
lap	Sect-1	Speed	Sect-2	Speed	Sect-3	Speed	TopSpeed	laptime	pit	lap	Sect-1	Speed	Sect-2	Speed	Sect-3	Speed	Topspeed	laptime	pit
1	24.551	98.7	46.917	110.9	15.903	106.9		1:27.371		15	23.116	110.8	44.510	127.3	14.784			1:22.410	
2	25.067	87.4	46.978	122.2	16.929	108.6		1:28.974		16	23.231	100.4	43.404	127.8	14.737			1:21.372	
3	23.988	91.0	46.528	125.6	15.093			1:25.609		17	23.110	106.8	43.402	126.8	14.590			1:21.102	
4	24.078	92.3	43.672	125.9	15.637			1:23.387		18	23.751	88.4	46.590	127.3	14.891			1:25.232	
5	23.423	102.7	45.462	123.1	15.855			1:24.740		19	23.357	105.6	43.490	127.5	14.717			1:21.564	
6	23.558	106.6	44.950	126.1	15.272			1:23.780		20	23.026	105.4	44.194	107.6	14.700			1:21.920	
7	24.266	83.7	45.377	126.1	15.155			1:24.798		21	22.918	107.8	42.692	127.5	14.699	109.7		1:20.309	
8	23.371	104.8	44.005	126.8	14.898			1:22.274		22	24.943	89.4	44.870	126.6	15.003	111.7		1:24.816	
9	23.509	105.4	44.782	126.3	14.948	108.6		1:23.239		23	25.653	83.2	48.236	127.5	14.967	111.1		1:28.856	
10	23.582	100.4	47.348	105.4	16.135			1:27.065		24	22.879	112.6	42.978	127.5	14.721			1:20.578	
11	23.665	104.8	43.906	125.6	14.894	111.3		1:22.465		25	23.616	110.2	43.925	127.0	14.549			1:22.090	
12	24.522	100.9	44.805	124.2	In			1:30.248	P	26	23.545	104.5	45.189	126.1	15.230			1:23.964	
13	Out	88.1	45.837	124.5	15.627			2:55.466	P	27	23.084	111.5	43.035	128.5	14.625	111.3		1:20.744	
14	23.736	106.8	43.851	127.5	14.854			1:22.441		28									

76 Bremner-Bremner-Reid (GT4)										AC Cobra 289									
lap	Sect-1	Speed	Sect-2	Speed	Sect-3	Speed	TopSpeed	laptime	pit	lap	Sect-1	Speed	Sect-2	Speed	Sect-3	Speed	Topspeed	laptime	pit
1	27.140	89.7	48.562	120.9	16.345			1:32.047		10	23.810	98.6	45.652	127.5	15.927			1:25.389	
2	24.592	95.1	47.510	119.6	16.348			1:28.450		11	23.042	100.9	43.975	127.3	14.426			1:21.443	
3	24.116	86.8	45.918	128.7	15.497	110.9		1:25.531		12	24.239	94.4	44.865	131.3	14.620	113.0		1:23.724	
4	23.213	110.0	45.885	128.3	15.032	112.6		1:24.130		13	23.071	97.8	43.042	129.2	14.429	112.2		1:20.542	
5	23.706	100.3	43.969	126.3	In			1:29.420	P	14	24.304	91.6	45.720	121.5	In			1:28.993	P
6	Out	96.7	46.596	119.4	15.095			3:06.997	P	15	Out	79.5	46.273	101.4	16.019	112.2		3:01.928	P
7	23.433	93.8	44.385	128.7	14.681			1:22.499		16	24.706	83.5	48.526	122.9	15.198			1:28.430	
8	24.151	84.6	44.624	121.8	14.528			1:23.303		17	23.377	97.6	43.222	109.7	17.997			1:24.596	
9	22.680	102.6	45.964	128.5	14.524	110.6		1:23.168		18									

77 Friedrichs-Mallock (GT4)										Aston Martin DP214									
lap	Sect-1	Speed	Sect-2	Speed	Sect-3	Speed	TopSpeed	laptime	pit	lap	Sect-1	Speed	Sect-2	Speed	Sect-3	Speed	Topspeed	laptime	pit
1	25.274	94.2	48.191	117.7	16.221	101.1		1:29.686		11	26.168	90.8	47.838	104.4	16.021	107.0		1:30.027	
2	24.886	93.7	47.230	116.5	16.247	106.9		1:28.363		12	24.386	97.1	46.367	119.0	15.655			1:26.408	
3	25.366	80.8	47.708	119.4	16.917			1:29.991		13	24.085	98.4	45.509	120.9	15.347	107.4		1:24.941	
4	24.608	99.9	45.587	122.4	16.049			1:26.244		14	24.226	98.6	45.218	123.5	15.103			1:24.547	
5	24.709	85.6	45.308	123.3	15.602			1:25.619		15	26.814	84.8	46.513	123.1	15.457			1:28.784	
6	24.629	91.2	48.272	122.2	15.748	105.9		1:28.649		16	23.521	102.7	45.115	121.3	15.070	108.4		1:23.706	
7	24.408	91.8	47.431	118.8	15.710			1:27.549		17	23.452	102.3	43.743	124.2	16.747			1:23.942	
8	25.150	87.5	47.372	119.2	16.016			1:28.538		18	24.093	100.4	44.860	121.5	14.969			1:23.922	
9	24.709	95.4	47.026	104.2	In			1:35.933	P	19	23.452	100.7	44.035	124.0	30.238	96.5		1:37.725	
10	Out	76.9	50.524	106.9	16.969	105.4		4:27.893	P	20	27.108	85.0	51.348	77.0	In			1:44.795	P

81 Clark-McCaig (GT4)										Jaguar E-Type									
lap	Sect-1	Speed	Sect-2	Speed	Sect-3	Speed	TopSpeed	laptime	pit	lap	Sect-1	Speed	Sect-2	Speed	Sect-3	Speed	Topspeed	laptime	pit
1	25.459	82.5	50.498	74.1	17.349	106.9		1:33.306		13	24.194	99.3	46.417	120.9	15.301	106.9		1:25.912	
2	25.009	89.0	48.530	106.2	17.323	93.8		1:30.862		14	24.140	97.4	44.899	114.1	16.821	105.0		1:25.860	
3	24.979	90.4	46.438	120.2	15.240	108.3		1:26.657		15	23.864	102.0	44.340	120.7	15.344	105.9		1:23.548	
4	24.241	96.6	45.195	118.1	15.541	106.4		1:24.977		16	23.774	98.7	46.153	120.2	15.257			1:25.184	
5	25.685	89.5	45.030	119.2	In			1:30.685	P	17	23.608	96.7	46.919	121.1	15.026			1:25.553	
6	Out	90.0	45.669	113.7	15.363			4:05.195	P	18	24.265	88.5	46.238	109.1	In			1:32.266	P
7	24.103	94.1	48.543	117.1	15.654			1:28.300		19	Out	80.7	47.834	112.8	15.773			2:36.545	P
8	24.098	92.8	49.197	117.3	15.267	106.7		1:28.562		20	25.232	87.7	47.503	117.5	16.871	106.0		1:29.606	
9	23.926	97.4	46.355	108.3	17.224			1:27.505		21	23.813	95.2	44.077	121.8	15.117	107.7		1:23.007	
10	23.993	88.4	47.400	106.5	In			1:31.753	P	22	23.529	99.3	43.927	120.0	14.687	109.0		1:22.143	
11	Out	93.4	46.031	120.2	15.492	105.0		2:26.161	P	23	23.385	101.5	43.391	121.3	14.761			1:21.537	
12	24.295	98.6	45.457	107.7	17.532	103.7		1:27.284		24									



Session Start: 16:52:31 - Finish: 17:32:33

Weather/Track Conditions: Cloud / Dry

Circuit: Donington Park National

Track Length: 3.185 Km - 1.9791 miles

Donington Historic Festival - 28 - 30 Apr 2017

GT & Sports Car Cup for pre-66 GT & pre-63 sportscars

Qualifying for Race 11 - Sector Analysis

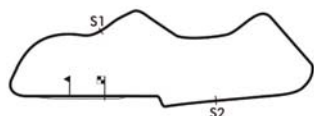
83 Monteverde-Pearson (GT4)										Jaguar E-Type									
lap	Sect-1	Speed	Sect-2	Speed	Sect-3	Speed	TopSpeed	laptime	pit	lap	Sect-1	Speed	Sect-2	Speed	Sect-3	Speed	Topspeed	laptime	pit
1	24.680	97.6	46.117	117.3	16.020			1:26.817		11	24.213	85.2	45.704	118.5	14.944			1:24.861	
2	23.882	100.2	46.178	118.8	15.060	104.9		1:25.120		12	24.140	103.3	46.110	119.6	14.934			1:25.184	
3	24.127	103.0	44.402	120.5	14.852			1:23.381		13	23.753	103.2	43.997	119.6	14.815	105.9		1:22.565	
4	23.226	101.8	44.264	120.7	14.735	105.7		1:22.225		14	23.502	102.4	44.469	118.3	15.080	106.5		1:23.051	
5	23.678	102.4	44.162	115.7	15.189	104.6		1:23.029		15	24.107	100.6	45.304	117.3	15.168			1:24.579	
6	24.335	99.4	49.271	86.2	In			1:38.607	P	16	24.039	103.0	44.225	120.9	15.083			1:23.347	
7	Out	93.9	46.588	116.7	15.359	101.9		3:37.934	P	17	23.849	102.4	45.885	119.8	14.787	105.7		1:24.521	
8	24.256	101.6	45.946	117.5	15.029	104.1		1:25.231		18	23.489	100.9	44.150	118.3	15.549			1:23.188	
9	23.703	103.8	44.015	119.6	15.422	104.7		1:23.140		19	25.325	87.1	54.714	81.9				1:41.154	
10	23.477	107.3	45.627	114.9	15.664			1:24.768		20									

84 Gomm-Keith-Lucas (GT4)										Jaguar E-Type									
lap	Sect-1	Speed	Sect-2	Speed	Sect-3	Speed	TopSpeed	laptime	pit	lap	Sect-1	Speed	Sect-2	Speed	Sect-3	Speed	Topspeed	laptime	pit
1	25.526	83.2	49.400	121.5	15.449			1:30.375		14	25.130	100.6	46.490	112.0	16.013			1:27.633	
2	24.868	94.6	46.298	121.3	16.227	106.2		1:27.393		15	24.729	91.2	45.939	117.7	15.530	106.5		1:26.198	
3	25.185	92.9	50.546	121.1	15.332			1:31.063		16	24.467	98.6	45.465	109.5	16.941			1:26.873	
4	24.483	94.3	45.422	123.3	15.053	109.0		1:24.958		17	25.941	83.2	49.130	116.1	15.990			1:31.061	
5	24.566	94.7	45.030	122.2	16.939			1:26.535		18	23.754	103.3	44.792	118.3	15.996			1:24.542	
6	24.782	86.4	47.629	121.5	15.424			1:27.835		19	25.422	97.8	46.991	94.3	16.879	106.5		1:29.292	
7	24.923	89.7	46.090	119.4	15.774	108.3		1:26.787		20	25.017	88.2	45.408	120.5	15.800	104.9		1:26.225	
8	24.107	94.2	46.135	118.8	15.998			1:26.240		21	25.295	88.7	46.076	119.4	15.831	105.7		1:27.202	
9	24.248	96.6	45.433	117.5	15.487	108.1		1:25.168		22	24.632	87.7	45.995	119.2	15.602	106.5		1:26.229	
10	24.544	95.8	46.163	122.2	15.119			1:25.826		23	24.520	93.0	45.529	120.5	15.863			1:25.912	
11	25.519	81.3	50.498	99.3	In			1:36.909	P	24	24.383	93.2	46.086	119.4	15.345			1:25.814	
12	Out	88.7	51.685	99.2	17.066			3:13.740	P	25	24.349	91.8	45.138	122.6	15.067	107.4		1:24.554	
13	25.275	98.4	46.642	103.6	16.564	105.5		1:28.481		26									

85 Hunt-Blakeney-Edwards-Hunt (GT4)										Jaguar E-Type									
lap	Sect-1	Speed	Sect-2	Speed	Sect-3	Speed	TopSpeed	laptime	pit	lap	Sect-1	Speed	Sect-2	Speed	Sect-3	Speed	Topspeed	laptime	pit
1	24.468	99.1	46.951	114.3	15.787	105.5		1:27.206		4	24.164							1:26.167	
2	24.591	95.5	45.200	116.3	15.653			1:25.444		5								1:24.260	
3	24.072	97.1	46.053	113.2	16.427			1:26.552		6									

88 Wakeman-Blakeney-Edwards (GT4)										Lister Jaguar Coupe									
lap	Sect-1	Speed	Sect-2	Speed	Sect-3	Speed	TopSpeed	laptime	pit	lap	Sect-1	Speed	Sect-2	Speed	Sect-3	Speed	Topspeed	laptime	pit
1	27.704	80.8	49.802	116.7	16.215			1:33.721		14	23.790	98.7	43.632	125.9	15.667	107.9		1:23.089	
2	25.138	89.6	46.079	119.6	15.229	109.5		1:26.446		15	24.379	94.4	46.727	93.6	In			1:34.821	P
3	24.528	87.5	46.032	124.5	14.972			1:25.532		16	Out	86.2	47.613	120.7	15.418			2:51.773	P
4	24.135	95.0	46.005	120.0	15.270			1:25.410		17	23.407	105.4	44.397	122.2	15.141			1:22.945	
5	23.928	91.9	48.121	114.3	16.249	106.0		1:28.298		18	23.233	102.7	45.181	122.2	14.997	106.4		1:23.411	
6	23.548	98.1	46.065	121.1	15.178			1:24.791		19	23.452	103.0	44.166	122.9	15.030	105.2		1:22.648	
7	24.133	100.9	45.595	121.3	15.229	108.1		1:24.957		20	23.988	84.7	45.076	121.1	15.206			1:24.270	
8	25.042	86.5	45.330	114.3	17.498	104.6		1:27.870		21	23.829	93.3	45.863	121.8	15.351	104.4		1:25.043	
9	25.835	83.9	46.129	123.5	15.248			1:27.212		22	23.426	100.7	44.183	121.3	14.869			1:22.478	
10	24.067	96.0	44.319	116.9	15.697			1:24.083		23	23.622	105.6	43.871	124.0	16.143			1:23.636	
11	24.411	92.3	49.099	117.9	15.862			1:29.372		24	24.346	84.7	47.129	120.5	15.741			1:27.216	
12	24.371	96.6	44.929	121.5	15.505			1:24.805		25	23.567	103.0	44.373	122.9	14.827			1:22.767	
13	24.247	93.8	44.961	123.1	15.267	107.2		1:24.475		26	25.487	90.1	47.584	104.4	In			1:33.150	P

91 Galashan-Greaves (GT4)										Jaguar E-Type									
lap	Sect-1	Speed	Sect-2	Speed	Sect-3	Speed	TopSpeed	laptime	pit	lap	Sect-1	Speed	Sect-2	Speed	Sect-3	Speed	Topspeed	laptime	pit
1	25.845	90.9	49.009	111.3	17.188	102.2		1:32.042		10	24.305	96.0	46.498	115.1	16.268	103.9		1:27.071	
2	25.563	92.0	47.130	109.7	17.148			1:29.841		11	24.810	95.9	46.087	117.5	16.114	103.6		1:27.011	
3	26.229	88.0	51.348	115.7	16.388	103.4		1:33.965		12	25.202	98.8	45.329	115.9	15.761	104.1		1:26.292	
4	25.153	92.1	46.364	119.2	16.375	103.6		1:27.892		13	24.397	99.3	47.687	115.9	16.450	100.6		1:28.534	
5	24.908	93.7	45.540	118.8	15.957	105.0		1:26.405		14	24.717	85.9	45.266	116.9	16.064			1:26.047	
6	24.966	91.3	46.664	116.5	16.179	103.9		1:27.809		15	24.338	101.5	45.181	119.2	15.163			1:24.682	
7	25.302	89.2	49.631	107.7	In			1:40.215	P	16	24.040	101.0	46.816	115.9	15.679	103.7		1:26.535	
8	Out	89.8	46.919	117.1	15.817			3:40.220	P	17	24.053	100.7	45.685	116.7	15.371	103.1		1:25.109	
9	24.804	94.6	45.845	119.0	15.746			1:26.395		18	25.779	92.6	48.778	90.3	In			1:37.417	P



Session Start: 16:52:31 - Finish: 17:32:33

Weather/Track Conditions: Cloud / Dry

Circuit: Donington Park National

Track Length: 3.185 Km - 1.9791 miles

Donington Historic Festival - 28 - 30 Apr 2017

GT & Sports Car Cup for pre-66 GT & pre-63 sportscars

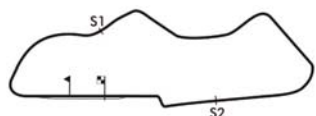
Qualifying for Race 11 - Sector Analysis

94 Midgley-Worthington-Rowe (GT4)										Lotus Elan 26R Shapecraft									
lap	Sect-1	Speed	Sect-2	Speed	Sect-3	Speed	TopSpeed	laptime	pit	lap	Sect-1	Speed	Sect-2	Speed	Sect-3	Speed	Topspeed	laptime	pit
1	28.236	87.9	50.724	103.4	17.148			1:36.108		13	26.318	88.4	49.431	107.4	16.271	93.5		1:32.020	
2	26.834	89.0	49.496	106.5	16.734			1:33.064		14	26.195	87.3	50.184	107.6	16.547			1:32.926	
3	26.758	87.5	50.186	104.9	16.979			1:33.923		15	26.146	89.6	48.800	108.6	16.084	95.6		1:31.030	
4	26.396	91.9	49.082	107.0	16.626	95.4		1:32.104		16	25.803	93.2	49.161	109.0	16.315	94.8		1:31.279	
5	30.207	67.7	51.140	99.8	17.052			1:38.399		17	25.963	87.0	49.342	107.6	17.464	93.3		1:32.769	
6	26.537	88.3	50.066	106.0	16.615	96.1		1:33.218		18	26.203	92.1	49.570	106.0	16.052	92.7		1:31.825	
7	26.151	87.1	50.478	107.0	16.145	96.9		1:32.774		19	25.986	91.3	48.100	108.6	16.383	93.8		1:30.469	
8	25.976	91.8	49.654	106.7	In			1:37.231	P	20	26.381	85.3	47.979	108.1	16.530	94.6		1:30.890	
9	Out	61.2	56.973	99.2	17.786	89.4		3:23.703	P	21	25.549	89.4	49.414	108.3	17.338	95.6		1:32.301	
10	27.684	75.5	51.321	105.2	16.829	92.5		1:35.834		22	25.906	84.9	49.735	105.7	16.863	93.5		1:32.504	
11	26.781	86.5	51.551	107.9	16.588			1:34.920		23	25.907	92.0	47.995	107.6	16.685			1:30.587	
12	26.086	87.6	48.697	107.9	16.964	94.0		1:31.747		24	25.877	92.8	47.963	108.4	15.903	93.0		1:29.743	

96 Nyblaeus-Welch (GT3)										Austin Healey 3000									
lap	Sect-1	Speed	Sect-2	Speed	Sect-3	Speed	TopSpeed	laptime	pit	lap	Sect-1	Speed	Sect-2	Speed	Sect-3	Speed	Topspeed	laptime	pit
1	24.763	101.8	47.625	112.4	16.696	100.2		1:29.084		10	24.579	97.8	47.319	114.7	15.567			1:27.465	
2	24.929	105.9	45.967	113.7	In			1:30.668	P	11	25.294	93.4	49.103	98.0	19.069			1:33.466	
3	Out	91.2	46.991	114.5	16.377	99.6		1:41.771	P	12	24.369	98.6	48.614	115.9	15.781	100.3		1:28.764	
4	24.154	107.1	44.955	114.3	15.357	100.8		1:24.466		13	24.485	100.2	47.575	113.0	16.259	99.6		1:28.319	
5	24.424	104.8	44.855	114.3	15.301			1:24.580		14	24.569	98.4	46.967	112.6	16.214	100.9		1:27.750	
6	24.404	104.0	46.183	114.5	15.851			1:26.438		15	25.719	86.7	47.156	113.4	15.948	99.2		1:28.823	
7	24.549	90.0	47.022	114.5	In			1:35.581	P	16	24.627	96.7	46.104	114.9	15.880			1:26.611	
8	Out	80.3	49.200	113.7	16.309	95.8		3:30.409	P	17	25.565	91.8	46.811	113.0	15.998	100.0		1:28.374	
9	25.662	88.0	46.351	114.7	15.899			1:27.912		18	26.489	86.0	51.784	93.4	In			1:42.471	P

97 Sleep-Sleep (GT4)										Shelby Mustang GT350									
lap	Sect-1	Speed	Sect-2	Speed	Sect-3	Speed	TopSpeed	laptime	pit	lap	Sect-1	Speed	Sect-2	Speed	Sect-3	Speed	Topspeed	laptime	pit
1	27.036	85.2	51.934	113.2	16.759			1:35.729		11	24.434	95.1	45.090	121.8	15.468	106.9		1:24.992	
2	26.910	81.4	53.655	79.2	18.637	99.6		1:39.202		12	25.410	89.7	51.949	98.0	In			1:43.234	P
3	26.191	87.1	52.664	77.5	18.666			1:37.521		13		70.9	51.329	113.7	17.199	97.3		4:07.174	P
4	24.785	91.5	53.093	70.6	18.071			1:35.949		14	26.730	86.6	48.706	113.0	16.878			1:32.314	
5	25.818	89.2	47.881	115.7	15.803			1:29.502		15	25.956	90.8	47.531	111.1	16.533			1:30.020	
6	25.372	80.9	46.787	121.8	17.161	99.9		1:29.320		16	25.337	92.1	46.695	119.6	16.227	104.4		1:28.259	
7	25.478	80.3	45.976	121.8	15.461	106.4		1:26.915		17	25.121	90.2	50.197	111.7	16.059	101.9		1:31.377	
8	24.671	95.6	45.599	122.4	16.950	101.3		1:27.220		18	25.072	92.5	47.207	120.0	15.800			1:28.079	
9	25.158	90.4	53.651	92.1	16.733			1:35.542		19	27.265	77.0	51.667	86.7	In			1:45.099	P
10	24.602	93.9	44.994	120.7	15.552	106.4		1:25.148		20									

99 Merry-Clayson (GT4)										Sunbeam Tiger									
lap	Sect-1	Speed	Sect-2	Speed	Sect-3	Speed	TopSpeed	laptime	pit	lap	Sect-1	Speed	Sect-2	Speed	Sect-3	Speed	Topspeed	laptime	pit
1	28.899	78.7	52.223	103.0	18.633	95.8		1:39.755		13	27.843	77.4	55.022	100.6	18.730	95.5		1:41.595	
2	27.324	80.1	48.964	111.3	16.850	99.5		1:33.138		14	27.906	80.8	52.320	93.9	17.860			1:38.086	
3	26.340	83.5	48.336	110.2	18.025			1:32.701		15	27.308	81.4	51.707	101.9	17.230			1:36.245	
4	27.146	84.5	48.177	110.2	16.644	98.9		1:31.967		16	27.268	84.0	53.567	108.8	17.288	97.2		1:38.123	
5	25.506	86.2	49.603	107.7	16.858			1:31.967		17	26.989	86.1	50.953	101.6	16.936			1:34.878	
6	26.321	87.6	49.293	112.8	16.587	99.2		1:32.201		18	26.465	88.2	50.807	100.3	17.225	95.6		1:34.497	
7	25.216	87.4	47.967	113.9	16.275	97.6		1:29.458		19	27.199	82.8	50.451	106.9	17.126			1:34.776	
8	25.942	89.0	48.335	111.8	16.380			1:30.657		20	26.898	86.3	50.107	106.2	17.254	96.9		1:34.259	
9	25.827	89.5	47.595	108.3	16.376			1:29.798		21	26.640	87.9	49.320	106.5	17.777	96.7		1:33.737	
10	25.405	88.9	48.086	110.4	16.690	98.2		1:30.181		22	27.067	81.7	50.662	101.7	17.077			1:34.806	
11	30.482	69.3	57.760	74.5	In			1:55.850	P	23	26.611	84.4	51.188	101.4	17.308	97.2		1:35.107	
12	Out	75.9	54.426	97.9	18.024			3:01.356	P	24	26.241	86.3	50.017	104.1	17.665	95.1		1:33.923	



Session Start: 16:52:31 - Finish: 17:32:33

Weather/Track Conditions: Cloud / Dry

Circuit: Donington Park National

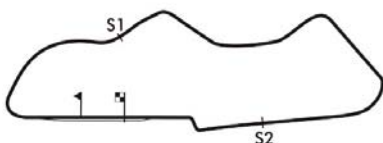
Track Length: 3.185 Km - 1.9791 miles

Donington Historic Festival - 28 - 30 Apr 2017

GT & Sports Car Cup for pre-66 GT & pre-63 sportscars

Qualifying for Race 11 - Best Sector Times

SECTOR 1			SECTOR 2			SECTOR 3			IDEAL / BEST LAP COMPARISON						
NO	TIME	LAP	NO	TIME	LAP	NO	TIME	LAP	NO	NAME	BEST	IN	IDEAL	DIFF	
1	76	22.680	9	75	42.692	21	76	14.426	11	75	Voyazides-Hadfield	1:20.309	21	1:20.120	+0.189
2	75	22.879	24	76	43.042	13	75	14.549	25	76	Bremner-Bremner-R	1:20.542	13	1:20.148	+0.394
3	83	23.226	4	81	43.391	23	81	14.687	22	81	Clark-McCaig	1:21.537	23	1:21.463	+0.074
4	88	23.233	18	88	43.632	14	83	14.735	4	83	Monteverde-Pearso	1:22.225	4	1:21.958	+0.267
5	60	23.339	9	77	43.743	17	88	14.827	25	88	Wakeman-Blakeney	1:22.478	22	1:21.692	+0.786
6	81	23.385	23	60	43.790	26	60	14.855	18	60	Guy Peeters	1:22.556	18	1:21.984	+0.572
7	77	23.452	17	2	43.936	1	72	14.946	24	72	Boot-Wilkinson	1:23.012	24	1:23.012	+0.000
8	84	23.754	18	83	43.997	13	77	14.969	18	77	Friedrichs-Mallock	1:23.706	16	1:22.164	+1.542
9	72	23.939	24	72	44.127	24	21	15.010	6	2	Bryant-Bryant	1:23.736	1	1:23.736	+0.000
10	15	23.961	4	84	44.792	18	84	15.053	4	66	Milner-Greensall	1:23.846	22	1:23.846	+0.000
11	66	23.975	22	66	44.809	22	66	15.062	22	85	Hunt-Blakeney-Edw.	1:24.260	5	1:24.925	+0.665
12	91	24.040	16	96	44.855	5	91	15.163	15	96	Nyblaeus-Welch	1:24.466	4	1:24.310	+0.156
13	85	24.072	3	97	44.994	10	96	15.301	5	84	Gomm-Keith-Lucas	1:24.542	18	1:23.599	+0.943
14	96	24.154	4	91	45.181	15	53	15.408	12	91	Galashan-Greaves	1:24.682	15	1:24.384	+0.298
15	2	24.199	1	85	45.200	2	1	15.461	18	97	Sleep-Sleep	1:24.992	11	1:24.889	+0.103
16	56	24.292	19	56	45.241	24	97	15.461	7	15	Malone-Hall	1:25.331	4	1:24.966	+0.365
17	97	24.434	11	1	45.296	19	15	15.479	7	21	Yates-Mitchell	1:25.350	6	1:25.249	+0.101
18	33	24.495	5	21	45.443	6	33	15.510	4	56	Clarkson-Smithies	1:25.591	23	1:25.061	+0.530
19	1	24.537	19	15	45.526	4	56	15.528	4	33	Bell-Thomas	1:25.724	4	1:25.535	+0.189
20	7	24.695	4	33	45.530	4	64	15.554	18	1	Corfield-Welch	1:26.076	19	1:25.294	+0.782
21	53	24.713	19	47	46.061	4	2	15.601	1	47	Paul-Bourne	1:26.878	7	1:26.855	+0.023
22	21	24.796	7	7	46.116	2	85	15.653	2	53	Harris-Wilmoth	1:27.252	12	1:26.257	+0.995
23	58	24.821	9	53	46.136	22	48	15.677	9	64	Emberson-Wykehar	1:27.751	18	1:27.542	+0.209
24	47	25.032	7	58	46.631	8	47	15.762	7	7	Squire-Squire	1:27.822	2	1:26.842	+0.980
25	48	25.085	14	48	46.678	14	61	15.879	14	48	Ward-Bull	1:28.046	7	1:27.440	+0.606
26	57	25.169	10	64	46.806	20	71	15.888	14	58	Pangborn-Woods	1:28.664	10	1:27.455	+1.209
27	64	25.182	15	39	47.077	9	39	15.903	4	71	Ross-Jones-Ross-Jr	1:28.907	15	1:28.594	+0.313
28	61	25.202	16	61	47.098	16	94	15.903	24	57	Le Blanc-van Lansh	1:28.989	6	1:28.806	+0.183
29	99	25.216	7	71	47.255	15	58	16.003	11	32	Jacobsen-Jacobsen	1:29.144	8	1:28.960	+0.184
30	71	25.451	18	22	47.274	7	43	16.022	18	61	Orebi-Gann-Bell	1:29.343	14	1:28.179	+1.164
31	32	25.473	9	32	47.287	8	7	16.031	5	99	Merry-Clayson	1:29.458	7	1:29.086	+0.372
32	39	25.487	9	57	47.318	5	32	16.200	8	55	Hunt-Grant-Peterkin	1:29.691	12		+
33	94	25.549	21	99	47.595	9	22	16.215	6	94	Midgley-Worthingtor	1:29.743	24	1:29.415	+0.328
34	42	25.620	3	42	47.703	3	99	16.275	7	39	Zurstrassen-Mestda	1:29.877	5	1:28.467	+1.410
35	43	25.861	19	43	47.862	14	57	16.319	6	43	Winter-Williams	1:29.898	19	1:29.745	+0.153
36	65	25.910	4	94	47.963	24	41	16.375	19	22	Birch-Burnett	1:29.994	7	1:29.477	+0.517
37	22	25.988	6	65	48.040	5	30	16.399	23	65	Cooke-Twyman	1:30.597	5	1:30.497	+0.100
38	37	26.235	16	41	48.795	17	35	16.403	9	41	Jones-Barrie	1:32.214	17	1:31.492	+0.722
39	19	26.312	10	68	48.880	4	65	16.547	5	35	Morley-Morley-Morle	1:32.364	11	1:31.944	+0.420
40	41	26.322	17	35	48.921	11	68	16.781	19	68	Gordon-Finburgh	1:32.491	4	1:32.060	+0.431
41	68	26.399	5	30	49.055	8	42	16.827	1	19	Hooper-Emerling	1:32.907	10	1:32.634	+0.273
42	30	26.491	10	37	49.310	14	19	16.896	7	30	Batchelor-Ruddell	1:32.931	22	1:31.945	+0.986
43	35	26.620	9	19	49.426	10	37	17.034	15	37	Phillips-Phillips-Phill	1:33.082	14	1:32.579	+0.503
44	40	27.028	21	40	49.907	7	40	17.088	21	42	Tognola-Monk	1:33.177	1	1:30.150	+3.027
45	55			55			55			40	Galliers-Pratt-Hall	1:35.814	21	1:34.023	+1.791
46	86			86			86								



Session Start: 16:52:31 - Finish: 17:32:33

Weather/Track Conditions: Cloud / Dry

Circuit: Donington Park National

Track Length: 3.185 Km - 1.9791 miles

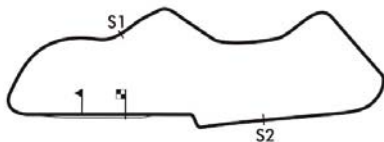


Donington Historic Festival - 28 - 30 Apr 2017

GT & Sports Car Cup for pre-66 GT & pre-63 sportscars

Qualifying for Race 11 - Best Sector Speeds

	NO	SECTOR 1	MPH	NO	SECTOR 2	MPH	NO	SECTOR 3	MPH
1	75	Voyazides-Hadfield	112.6	76	Bremner-Bremner-Reid	131.3	75	Voyazides-Hadfield	113.0
2	76	Bremner-Bremner-Reid	110.0	75	Voyazides-Hadfield	128.5	76	Bremner-Bremner-Reid	113.0
3	21	Yates-Mitchell	107.9	88	Wakeman-Blakeney-Edward	125.9	88	Wakeman-Blakeney-Edward	109.5
4	60	Guy Peeters	107.6	77	Friedrichs-Mallock	124.2	77	Friedrichs-Mallock	109.0
5	83	Monteverde-Pearson	107.3	84	Gomm-Keith-Lucas	123.3	81	Clark-McCaig	109.0
6	96	Nyblaeus-Welch	107.1	72	Boot-Wilkinson	122.6	84	Gomm-Keith-Lucas	109.0
7	33	Bell-Thomas	106.1	97	Sleep-Sleep	122.4	72	Boot-Wilkinson	108.8
8	1	Corfield-Welch	105.6	81	Clark-McCaig	121.8	83	Monteverde-Pearson	107.4
9	88	Wakeman-Blakeney-Edward	105.6	83	Monteverde-Pearson	120.9	97	Sleep-Sleep	107.2
10	84	Gomm-Keith-Lucas	103.3	66	Milner-Greensall	120.7	60	Guy Peeters	106.5
11	71	Ross-Jones-Ross-Jones	103.2	60	Guy Peeters	120.0	91	Galashan-Greaves	105.7
12	22	Birch-Burnett	102.7	91	Galashan-Greaves	119.2	85	Hunt-Blakeney-Edwards-Hu	105.5
13	77	Friedrichs-Mallock	102.7	33	Bell-Thomas	117.9	2	Bryant-Bryant	105.2
14	56	Clarkson-Smithies	102.6	2	Bryant-Bryant	117.7	7	Squire-Squire	104.2
15	37	Phillips-Phillips-Phillips	102.4	15	Malone-Hall	117.7	66	Milner-Greensall	104.2
16	48	Ward-Bull	102.1	56	Clarkson-Smithies	116.3	56	Clarkson-Smithies	103.0
17	81	Clark-McCaig	102.0	85	Hunt-Blakeney-Edwards-Hu	116.3	15	Malone-Hall	102.0
18	32	Jacobsen-Jacobsen	101.8	7	Squire-Squire	115.9	53	Harris-Wilmoth	101.6
19	66	Milner-Greensall	101.5	96	Nyblaeus-Welch	115.9	33	Bell-Thomas	101.3
20	91	Galashan-Greaves	101.5	58	Pangborn-Woods	115.5	96	Nyblaeus-Welch	100.9
21	15	Malone-Hall	100.7	53	Harris-Wilmoth	115.3	58	Pangborn-Woods	100.0
22	42	Tognola-Monk	99.3	99	Merry-Clayson	113.9	99	Merry-Clayson	99.9
23	64	Emberson-Wykeham	99.1	1	Corfield-Welch	112.8	42	Tognola-Monk	98.4
24	85	Hunt-Blakeney-Edwards-Hu	99.1	42	Tognola-Monk	112.6	65	Cooke-Twyman	98.2
25	72	Boot-Wilkinson	99.0	57	Le Blanc-van Lanshot	112.4	39	Zurstrassen-Mestdagh	97.4
26	53	Harris-Wilmoth	97.7	61	Orebi-Gann-Bell	111.7	64	Emberson-Wykeham	97.4
27	35	Morley-Morley-Morley	97.6	65	Cooke-Twyman	111.7	1	Corfield-Welch	96.9
28	61	Orebi-Gann-Bell	97.6	39	Zurstrassen-Mestdagh	109.7	94	Midgley-Worthington-Rawe	96.9
29	43	Winter-Williams	97.4	47	Paul-Bourne	109.7	61	Orebi-Gann-Bell	96.5
30	58	Pangborn-Woods	96.6	94	Midgley-Worthington-Rawe	109.0	48	Ward-Bull	95.5
31	65	Cooke-Twyman	96.6	64	Emberson-Wykeham	107.4	21	Yates-Mitchell	94.7
32	2	Bryant-Bryant	96.0	43	Winter-Williams	107.0	57	Le Blanc-van Lanshot	94.6
33	39	Zurstrassen-Mestdagh	95.9	21	Yates-Mitchell	106.7	47	Paul-Bourne	94.3
34	47	Paul-Bourne	95.9	68	Gordon-Finburgh	106.7	71	Ross-Jones-Ross-Jones	94.3
35	57	Le Blanc-van Lanshot	95.9	71	Ross-Jones-Ross-Jones	106.7	68	Gordon-Finburgh	93.1
36	7	Squire-Squire	95.6	41	Jones-Barrie	105.9	43	Winter-Williams	92.4
37	97	Sleep-Sleep	95.6	48	Ward-Bull	105.4	41	Jones-Barrie	92.2
38	41	Jones-Barrie	95.4	19	Hooper-Emerling	104.2	19	Hooper-Emerling	91.7
39	30	Batchelor-Ruddell	95.2	32	Jacobsen-Jacobsen	103.9	22	Birch-Burnett	91.4
40	94	Midgley-Worthington-Rawe	93.2	40	Galliers-Pratt-Hall	103.6	32	Jacobsen-Jacobsen	91.1



Session Start: 16:52:31 - Finish: 17:32:33

Weather/Track Conditions: Cloud / Dry

Circuit: Donington Park National

Track Length: 3.185 Km - 1.9791 miles



Donington Historic Festival - 28 - 30 Apr 2017

GT & Sports Car Cup for pre-66 GT & pre-63 sportscars

Race 11 - Starting Grid

Sheet No:

Start Time : 09:10 - Heat Duration : 2 Hours

20	39	42 Tognola-Monk	40	40 Galliers-Pratt-Hall
19	37	68 Gordon-Finburgh	38	37 Phillips-Phillips-Phillips
18	35	41 Jones-Barrie	36	35 Morley-Morley-Morley
17	33	22 Birch-Burnett	34	65 Cooke-Twyman
16	31	94 Midgley-Worthington-Rawe	32	43 Winter-Williams
15	29	99 Merry-Clayson	30	55 Hunt-Grant-Peterkin
14	27	32 Jacobsen-Jacobsen	28	61 Orebi-Gann-Bell
13	25	71 Ross-Jones-Ross-Jones	26	57 Le Blanc-van Lanshot
12	23	48 Ward-Bull	24	58 Pangborn-Woods
11	21	53 Harris-Wilmoth	22	7 Squire-Squire
10	19	1 Corfield-Welch	20	47 Paul-Bourne
9	17	56 Clarkson-Smithies	18	33 Bell-Thomas
8	15	15 Malone-Hall	16	21 Yates-Mitchell
7	13	91 Galashan-Greaves	14	97 Sleep-Sleep
6	11	96 Nyblaeus-Welch	12	84 Gomm-Keith-Lucas
5	9	66 Milner-Greensall	10	85 Hunt-Blakeney-Edwards-Hunt
4	7	77 Friedrichs-Mallock	8	2 Bryant-Bryant
3	5	88 Wakeman-Blakeney-Edwards	6	72 Boot-Wilkinson
2	3	81 Clark-McCaig	4	83 Monteverde-Pearson
1	1	75 Voyazides-Hadfield	2	76 Bremner-Bremner-Reid

Pole Right

ROW

RESERVES: 19, 30, 39, 64, 60

These results are provisional until the conclusion of any judicial and technical matters.

*Circuit: Donington Park National
Track Length: 3.185 Km - 1.9791 miles*

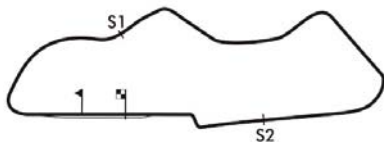
Clerk of the Course: <div style="text-align: right;">Julian Floyd</div>	Timekeeper: <div style="text-align: right;">Nick Palmer</div>	Issued at:
--	--	------------

Donington Historic Festival - 28 - 30 Apr 2017

GT & Sports Car Cup for pre-66 GT & pre-63 sportscars

Qualifying for Race 11 - Best Sector Speeds

41	40	Galliers-Pratt-Hall	92.8	22	Birch-Burnett	103.1	40	Galliers-Pratt-Hall	90.5
42	68	Gordon-Finburgh	92.8	35	Morley-Morley-Morley	101.3	35	Morley-Morley-Morley	90.1
43	19	Hooper-Emerling	90.3	30	Batchelor-Ruddell	100.9	37	Phillips-Phillips-Phillips	87.9
44	99	Merry-Clayson	89.5	37	Phillips-Phillips-Phillips	100.5	30	Batchelor-Ruddell	87.1
45	55	Hunt-Grant-Peterkin	0.0	55	Hunt-Grant-Peterkin	0.0	55	Hunt-Grant-Peterkin	0.0
46	86	Pearson-Pearson	0.0	86	Pearson-Pearson	0.0	86	Pearson-Pearson	0.0



Session Start: 16:52:31 - Finish: 17:32:33
Weather/Track Conditions: Cloud / Dry
Circuit: Donington Park National
Track Length: 3.185 Km - 1.9791 miles

Donington Historic Festival - 28 - 30 Apr 2017

HRDC 'Coys Trophy' for pre-66 Touring Cars Qualifying for Race 18 - Classification

Sheet No:

POS	NO	DRIVER/S	CLASS	CLASS POS	CAR MAKE / MODEL	TIME	ON	LAPS	GAP	DIFF	MPH
1	10	Jack Drury	SEA	1	Ford Falcon Futura	1:24.040	6	15			84.78
2	7	Steve Soper	CLA	1	Ford Lotus Cortina Mk1	1:24.402	8	15	0.362	0.362	84.41
3	6	Thomas-Lockie	SEA	2	Ford Falcon	1:24.904	8	15	0.864	0.502	83.91
4	98	Graham Pattle	CLA	2	Ford Lotus Cortina Mk1	1:25.182	7	9	1.142	0.278	83.64
5	16	David Tomlin	CLA	3	Ford Lotus Cortina Mk1	1:25.268	10	15	1.228	0.086	83.56
6	22	Michael Squire	SEA	3	Ford Mustang	1:25.451	14	15	1.411	0.183	83.38
7	42	John Spiers	CLA	4	Ford Lotus Cortina Mk1	1:25.722	3	12	1.682	0.271	83.11
8	87	Jonathan Lewis	CLA	5	Mini Cooper S	1:25.789	10	11	1.749	0.067	83.05
9	35	Mark Burton	SEA	4	Ford Mustang	1:25.825	13	15	1.785	0.036	83.01
10	91	Martin Strommen	CLA	6	Ford Lotus Cortina Mk1	1:26.116	12	16	2.076	0.291	82.73
11	99	Ben Beighton	SEA	5	Ford Mustang	1:26.369	13	16	2.329	0.253	82.49
12	77	Jordan-Jordan	HIL	1	Austin GT40	1:26.537	10	15	2.497	0.168	82.33
13	65	Nicholas Ruddell	SEA	6	Ford Mustang	1:26.547	13	13	2.507	0.010	82.32
14	56	Alexander-Fores	CLA	7	Alfa Romeo Sprint GT	1:26.842	15	15	2.802	0.295	82.04
15	66	Viggo Lund	CLA	8	Ford Lotus Cortina Mk1	1:27.414	10	16	3.374	0.572	81.50
16	136	Nigel Batchelor	SEA	7	Ford Mustang	1:27.723	8	15	3.683	0.309	81.22
17	73	Clarkson-Smithies	SEA	8	Ford Falcon Sprint	1:28.256	11	15	4.216	0.533	80.73
18	5	Kersley-Drury	CLA	9	Ford Lotus Cortina Mk1	1:28.591	13	14	4.551	0.335	80.42
19	57	Michael Steele	CLA	10	Ford Lotus Cortina Mk1	1:28.958	11	15	4.918	0.367	80.09
20	31	Les Ely	CLA	11	BMW 2000 Ti	1:29.251	5	10	5.211	0.293	79.83
21	48	Butterfield-Dorlin	HIL	2	Jaguar Mk1	1:29.300	4	8	5.260	0.049	79.78
22	72	Jeffrey-Harrison	CLA	12	Austin Mini Cooper S	1:29.735	5	13	5.695	0.435	79.40
23	111	Larry Tucker	SEA	9	Ford Shelby Mustang 350R	1:29.879	3	5	5.839	0.144	79.27
24	55	Alistair Dyson	HIL	3	Jaguar Mk2	1:30.608	9	11	6.568	0.729	78.63
25	148	James-Stretton	CLA	13	BMW 1800 Tisa	1:30.663	11	13	6.623	0.055	78.58
26	121	Chrissie Palmer	HIL	4	Austin A40 'Speedwell'	1:32.277	13	15	8.237	1.614	77.21
27	11	Ding Boston	HIL	5	Riley 1.5	1:34.080	12	14	10.040	1.803	75.73
28	15	Gold-Wood	HIL	6	Riley 1.5 Bonhams	1:34.189	10	13	10.149	0.109	75.64
29	174	Tony Shirtcliffe	SPR	1	Austin A35 'Academy'	1:37.872	6	11	13.832	3.683	72.80
30	126	David Jones	SPR	2	Austin A35 'Academy'	1:39.828	12	13	15.788	1.956	71.37
31	172	James Gibbons	SPR	3	Austin A35 'Academy'	1:40.221	9	14	16.181	0.393	71.09
32	96	Stephen Reed	HIL	7	Austin A35 'Speedwell'	1:40.813	11	13	16.773	0.592	70.67
33	112	John Cleland	SPR	4	Austin A30 'Academy'	1:42.815	4	7	18.775	2.002	69.30
34	58	Tony Hall	HIL	8	Vauxhall VX4/90	1:42.979	11	13	18.939	0.164	69.19
35	114	Ray Low	SPR	5	Austin A35 'Academy'	1:47.007	10	13	22.967	4.028	66.58
36	1	Keith Miller	HIL	9	Hillman Imp	1:49.792	9	9	25.752	2.785	64.89

Car 112 requires a working transponder - Regulation Q.12.2.1 refers.

Car 55 - transponder working intermittently, please check position.

A 30 second penalty will be applied if not working in the race.

Session Start: 17:42:13 - Finish: 18:07:16

Weather/Track Conditions: Cloud / Dry

Circuit: Donington Park National

Track Length: 3.185 Km - 1.9791 miles

These results are provisional until the conclusion of any judicial and technical matters.

Clerk of the Course:

Julian Floyd

Timekeeper:

Nick Palmer

Issued at:

Donington Historic Festival - 28 - 30 Apr 2017

HRDC 'Coys Trophy' for pre-66 Touring Cars

Qualifying for Race 18 - Sector Analysis

1 Keith Miller (HIL)										Hillman Imp										
lap	Sect-1	Speed	Sect-2	Speed	Sect-3	Speed	TopSpeed	laptime	pit	lap	Sect-1	Speed	Sect-2	Speed	Sect-3	Speed	Topspeed	laptime	pit	
1	40.270	54.4	1:18.306	72.6	23.828			2:22.404		6	32.373	67.4	1:03.068	84.1	19.359				1:54.800	
2	39.313	50.4	1:12.604	81.3	21.401	71.0		2:13.318		7	31.737	63.1	1:01.938	89.3	19.686				1:53.361	
3	33.709	56.1	1:05.260	82.8	21.028			1:59.997		8	31.371	65.1	59.637	79.5	20.922	77.6			1:51.930	
4	33.389	65.3	1:01.998	84.3	23.584			1:58.971		9	33.165	66.8	57.563	88.9	19.064	79.4			1:49.792	
5	33.703	49.1	1:04.625	86.0	21.478			1:59.806		10										

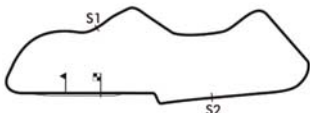
5 Kersley-Drury (CLA)										Ford Lotus Cortina Mk1										
lap	Sect-1	Speed	Sect-2	Speed	Sect-3	Speed	TopSpeed	laptime	pit	lap	Sect-1	Speed	Sect-2	Speed	Sect-3	Speed	Topspeed	laptime	pit	
1	27.075	84.0	50.674	101.7	18.105			1:35.854		8	25.953	98.0	47.525	103.4	15.892				1:29.370	
2	27.153	87.5	50.151	102.0	17.470	87.9		1:34.774		9	25.900	94.8	48.301	102.6	16.236				1:30.437	
3	27.279	84.0	50.815	101.7	17.368	87.2		1:35.462		10	26.085	99.0	48.231	81.7	18.655	88.9			1:32.971	
4	27.193	82.3	51.080	91.5	In			1:44.246	P	11	26.120	88.0	46.885	103.1	16.026				1:29.031	
5	Out	90.1	48.740	101.4	17.523			2:39.699	P	12	25.497	102.7	47.673	102.3	15.930				1:29.100	
6	26.465	98.0	48.392	102.6	16.053	91.1		1:30.910		13	25.434	104.1	46.894	102.2	16.263	89.1			1:28.591	
7	25.543	100.4	47.465	103.6	16.564			1:29.572		14	25.547	100.6	47.212	102.6	17.783				1:30.542	

6 Thomas-Lockie (SEA)										Ford Falcon										
lap	Sect-1	Speed	Sect-2	Speed	Sect-3	Speed	TopSpeed	laptime	pit	lap	Sect-1	Speed	Sect-2	Speed	Sect-3	Speed	Topspeed	laptime	pit	
1	24.862	99.7	45.652	121.8	15.814			1:26.328		9	26.173	87.2	51.328	88.7					1:39.418	
2	24.583	98.8	47.622	116.9	15.931	108.4		1:28.136		10	Out	97.1	46.819	119.8	16.067	106.2			3:05.096	P
3	24.407	100.2	47.100	121.1	15.622			1:27.129		11	24.798	103.7	46.698	77.5	18.477				1:29.973	
4	24.245	93.2	50.431	119.2	15.746			1:30.422		12	24.483	104.6	46.197	107.2	17.092				1:27.772	
5	24.520	96.6	47.843	123.3	15.582	108.3		1:27.945		13	24.180	103.0	50.221	73.1	17.913				1:32.314	
6	24.220	103.5	45.191	123.3	15.611	107.4		1:25.022		14	24.526	105.4	50.060	106.4	16.795				1:31.381	
7	24.134	100.6	45.065	120.5	17.540	106.9		1:26.739		15	25.658	86.4	59.888	76.4	18.257				1:43.803	
8	24.316	100.9	45.360	123.1	15.228			1:24.904		16										

7 Steve Soper (CLA)										Ford Lotus Cortina Mk1										
lap	Sect-1	Speed	Sect-2	Speed	Sect-3	Speed	TopSpeed	laptime	pit	lap	Sect-1	Speed	Sect-2	Speed	Sect-3	Speed	Topspeed	laptime	pit	
1	24.569	104.6	49.047	109.5	15.668	97.2		1:29.284		9	24.669	105.4	45.235	110.6	15.777				1:25.681	
2	25.071	78.3	46.887	110.4	15.451			1:27.409		10	24.377	109.0	45.777	110.7	15.892	96.6			1:26.046	
3	24.670	104.6	44.870	111.8	16.118	96.7		1:25.658		11	24.174	110.0	45.101	110.2	15.833				1:25.108	
4	24.287	99.1	45.587	111.7	15.511			1:25.385		12	29.308	79.7	59.502	82.4	16.912				1:45.722	
5	24.505	104.3	46.590	110.6	15.450	97.7		1:26.545		13	24.181	107.4	49.980	63.3	In				1:40.675	P
6	24.296	109.3	45.670	111.5	15.452			1:25.418		14	Out	93.7	49.084	56.8	20.481	98.2			3:04.629	P
7	24.143	103.5	48.575	111.8	15.763	96.5		1:28.481		15	24.243	111.3	45.023	111.3	15.866	97.2			1:25.132	
8	24.024	106.4	44.914	113.2	15.464			1:24.402		16										

10 Jack Drury (SEA)										Ford Falcon Futura										
lap	Sect-1	Speed	Sect-2	Speed	Sect-3	Speed	TopSpeed	laptime	pit	lap	Sect-1	Speed	Sect-2	Speed	Sect-3	Speed	Topspeed	laptime	pit	
1	24.424	97.6	46.060	121.1	15.398			1:25.882		9	24.982	96.2	45.686	120.2	16.188	104.2			1:26.856	
2	25.025	83.1	46.946	118.8	15.579			1:27.550		10	23.960	98.6	45.962	119.2	15.822	108.1			1:25.744	
3	24.223	97.6	45.451	122.4	15.414	105.2		1:25.088		11	23.901	99.3	47.287	102.5	16.227	108.4			1:27.415	
4	26.497	54.8	51.532	119.4	15.423	107.4		1:33.452		12	23.841	98.8	45.024	113.9	15.231				1:24.096	
5	24.057	97.6	45.149	121.8	15.040	112.2		1:24.246		13	24.138	99.4	45.164	115.5	15.575				1:24.877	
6	23.874	99.6	45.043	122.6	15.123	108.6		1:24.040		14	23.800	104.8	46.200	119.6	15.703				1:25.703	
7	25.992	88.9	47.705	119.2	In			1:35.788	P	15	24.515	98.1	52.961	86.5	In				1:42.942	P
8		97.4	46.440	107.0	15.773			2:34.909	P	16										

11 Ding Boston (HIL)										Riley 1.5										
lap	Sect-1	Speed	Sect-2	Speed	Sect-3	Speed	TopSpeed	laptime	pit	lap	Sect-1	Speed	Sect-2	Speed	Sect-3	Speed	Topspeed	laptime	pit	
1	28.187	88.4	50.102	96.2	16.915	87.6		1:35.204		8	34.466	63.7	1:01.885	87.3	18.072	83.3			1:54.423	
2	27.518	96.5	50.387	97.3	16.544	86.9		1:34.449		9	28.413	96.3	50.177	98.2	17.212	87.0			1:35.802	
3	27.161	96.0	50.206	97.0	16.714	87.4		1:34.081		10	27.200	92.3	51.003	84.8	18.088	86.1			1:36.291	
4	27.152	97.3	50.458	97.2	17.467	86.2		1:35.077		11	27.320	98.8	50.478	96.6	16.780				1:34.578	
5	26.927	94.1	51.323	98.2	16.467	86.7		1:34.717		12	27.444	93.7	49.690	97.4	16.946	85.7			1:34.080	
6	26.846	97.4	51.157	95.6	20.532			1:38.535		13	27.538	94.2	49.817	96.7	17.152	84.1			1:34.507	
7	28.942	96.0	49.465	97.2	16.500			1:34.907		14	28.148	84.7	51.837	87.7	In				1:46.510	P



Session Start: 17:42:13 - Finish: 18:07:16

Weather/Track Conditions: Cloud / Dry

Circuit: Donington Park National

Track Length: 3.185 Km - 1.9791 miles

Donington Historic Festival - 28 - 30 Apr 2017

HRDC 'Coys Trophy' for pre-66 Touring Cars

Qualifying for Race 18 - Sector Analysis

15 Gold-Wood (HIL)										Riley 1.5 Bonhams										
lap	Sect-1	Speed	Sect-2	Speed	Sect-3	Speed	TopSpeed	laptime	pit	lap	Sect-1	Speed	Sect-2	Speed	Sect-3	Speed	Topspeed	laptime	pit	
1	31.106	75.8	58.440	91.4	20.106	64.9		1:49.652		8	27.273	92.1	49.566	89.8	17.899				1:34.738	
2	34.861	77.5	57.132	93.1	18.907		1:50.900			9	26.821	96.3	51.546	94.4	17.609	86.8			1:35.976	
3	38.328	54.5	1:04.364	83.4	19.538	82.2		2:02.230		10	27.602	98.6	49.047	96.9	17.540				1:34.189	
4	28.852	78.7	59.549	89.7	19.172		1:47.573			11	27.209	95.0	49.468	93.3	17.613				1:34.290	
5	29.778	77.9	1:00.246	93.4	18.791		1:48.815			12	27.262	81.9	51.415	89.8	18.090	83.3			1:36.767	
6	30.136	76.7	1:00.649	86.0	In		1:56.027	P		13	27.318	86.7	51.228	92.7	17.241				1:35.787	
7		89.7	51.874	94.8	17.388		3:00.784	P		14										

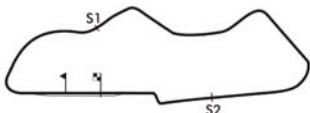
16 David Tomlin (CLA)										Ford Lotus Cortina Mk1										
lap	Sect-1	Speed	Sect-2	Speed	Sect-3	Speed	TopSpeed	laptime	pit	lap	Sect-1	Speed	Sect-2	Speed	Sect-3	Speed	Topspeed	laptime	pit	
1	26.755	80.2	48.061	107.6	15.834	95.6		1:30.650		9	25.015	98.1	45.490	109.3	15.156	96.1			1:25.661	
2	25.805	90.3	47.280	108.4	17.481	94.0		1:30.566		10	24.625	100.3	45.251	110.4	15.392	96.2			1:25.268	
3	25.348	92.5	47.082	109.1	In		1:34.627	P		11	25.317	90.5	48.359	109.0	15.782	96.5			1:29.458	
4	Out	97.6	50.338	109.0	15.744	95.6	2:07.611	P		12	24.829	94.4	49.045	107.6	15.709	96.6			1:29.583	
5	25.185	105.3	45.880	109.1	15.371	96.2	1:26.436			13	24.725	99.1	46.215	109.0	15.859	95.5			1:26.799	
6	24.941	95.1	46.252	109.1	15.444	96.9	1:26.637			14	24.997	99.3	54.610	87.2	16.501				1:36.108	
7	25.856	68.0	49.633	107.4	15.897	95.5	1:31.386			15	27.076	65.7	1:02.153	74.9	In				1:58.962	P
8	25.455	92.9	46.251	108.3	15.277	96.9	1:26.983			16										

22 Michael Squire (SEA)										Ford Mustang										
lap	Sect-1	Speed	Sect-2	Speed	Sect-3	Speed	TopSpeed	laptime	pit	lap	Sect-1	Speed	Sect-2	Speed	Sect-3	Speed	Topspeed	laptime	pit	
1	25.361	90.9	49.318	94.3	16.265	99.5		1:30.944		9	24.858	95.8	51.986	80.0	19.751				1:36.595	
2	25.078	91.2	46.085	117.5	15.864		1:27.027			10	31.462	64.1	57.342	114.9	15.706				1:44.510	
3	24.933	98.3	52.211	117.7	15.725	102.3	1:32.869			11	24.560	99.4	45.515	109.5	18.372				1:28.447	
4	24.989	89.8	48.247	107.4	16.225		1:29.461			12	28.582	85.4	51.411	111.8	16.210				1:36.203	
5	24.954	85.9	47.272	107.0	16.595	100.6	1:28.821			13	24.464	101.3	45.622	110.7	16.470	102.0			1:26.556	
6	24.771	104.0	45.619	118.8	15.690	100.3	1:26.080			14	24.756	98.8	45.213	117.9	15.482	102.0			1:25.451	
7	24.732	97.7	46.761	118.3	15.632		1:27.125			15	25.900	79.3	54.556	76.3	In				1:46.462	P
8	25.274	95.5	45.628	117.3	16.630		1:27.532			16										

31 Les Ely (CLA)										BMW 2000 Ti										
lap	Sect-1	Speed	Sect-2	Speed	Sect-3	Speed	TopSpeed	laptime	pit	lap	Sect-1	Speed	Sect-2	Speed	Sect-3	Speed	Topspeed	laptime	pit	
1	26.060	92.4	49.643	106.9	16.325		1:32.028			6	25.930	93.5	47.962	110.6	16.558				1:30.450	
2	26.628	92.8	47.346	109.3	16.389	93.9	1:30.363			7	25.730		47.411	109.5	16.596	92.5			1:29.737	
3	25.484	91.4	48.535	110.2	16.390	93.6	1:30.409			8	26.936	92.4	46.313	110.2	16.159	95.0			1:29.408	
4	25.539	93.5	48.006	109.1	15.833		1:29.378			9	24.989	97.8	48.686	109.5	16.902	93.6			1:30.577	
5	26.411	95.6	46.990	108.8	15.850		1:29.251			10	26.092	91.6	48.488	107.6	In				1:36.413	P

35 Mark Burton (SEA)										Ford Mustang										
lap	Sect-1	Speed	Sect-2	Speed	Sect-3	Speed	TopSpeed	laptime	pit	lap	Sect-1	Speed	Sect-2	Speed	Sect-3	Speed	Topspeed	laptime	pit	
1	24.403	99.1	48.073	114.5	16.417	98.0		1:28.893		9	24.707	98.8	46.098	116.7	15.975				1:26.780	
2	28.683	89.4	47.095	117.7	15.988		1:31.766			10	24.692	102.0	47.444	105.9	17.012				1:29.148	
3	27.102	84.6	55.344	105.0	16.594	100.0	1:39.040			11	24.960	91.6	48.670	119.8	15.796	100.8			1:29.426	
4	25.002	100.3	48.418	111.7	17.964	95.4	1:31.384			12	24.349	102.9	45.477	108.4	16.464				1:26.290	
5	26.629	93.4	48.424	110.4	In		1:35.064	P		13	24.664	100.6	45.233	120.2	15.928	99.5			1:25.825	
6	Out	94.6	46.212	119.0	16.255		3:13.998	P		14	26.433	87.2	50.187	114.5	15.968	100.6			1:32.588	
7	25.085	102.7	46.205	111.5	16.184	102.8	1:27.474			15	25.079	81.6	49.580	95.1	15.584	101.3			1:30.243	
8	24.737	98.7	48.116	110.9	17.233		1:30.086			16										

42 John Spiers (CLA)										Ford Lotus Cortina Mk1										
lap	Sect-1	Speed	Sect-2	Speed	Sect-3	Speed	TopSpeed	laptime	pit	lap	Sect-1	Speed	Sect-2	Speed	Sect-3	Speed	Topspeed	laptime	pit	
1	24.824	99.4	46.227	105.9	18.710		1:29.761			7	24.796	101.6	46.244	107.7	15.855				1:26.895	
2	25.473	96.5	46.568	87.6	16.711	96.7	1:28.752			8	25.207	70.3	49.886	106.5	In				1:35.499	P
3	24.633	102.3	45.854	107.6	15.235	96.7	1:25.722			9	Out	93.9	48.084	102.6	17.334				5:17.312	P
4	24.878	101.3	47.372	107.7	16.160		1:28.410			10	25.419	100.7	48.058	99.6	In				1:35.830	P
5	24.895	99.0	49.648	105.9	16.049		1:30.592			11	Out	71.7	51.885	95.4	16.303	95.6			3:57.310	P
6	24.667	99.6	46.050	108.3	15.833	95.9	1:26.550			12	24.905	103.3	46.469	99.0	16.470				1:27.844	



Session Start: 17:42:13 - Finish: 18:07:16

Weather/Track Conditions: Cloud / Dry

Circuit: Donington Park National

Track Length: 3.185 Km - 1.9791 miles

Donington Historic Festival - 28 - 30 Apr 2017

HRDC 'Coys Trophy' for pre-66 Touring Cars

Qualifying for Race 18 - Sector Analysis

48 Butterfield-Dorlin (HIL)									Jaguar Mk1											
lap	Sect-1	Speed	Sect-2	Speed	Sect-3	Speed	TopSpeed	laptime	pit	lap	Sect-1	Speed	Sect-2	Speed	Sect-3	Speed	Topspeed	laptime	pit	
1	28.458	84.7	51.681	104.2	16.833	91.2		1:36.972		5	27.856	85.8	53.041	96.3	In				1:46.126	P
2	26.302	96.7	48.784	103.6	17.791			1:32.877		6	Out	86.6	50.973	103.6	16.810				2:42.381	P
3	26.020	97.4	48.292	105.0	16.576	91.9		1:30.888		7	27.342	92.8	48.288	105.5	16.562	92.9			1:32.192	
4	25.764	100.2	47.558	104.7	15.978	93.9		1:29.300		8	26.191	95.0	49.209	101.7	16.886	92.0			1:32.286	

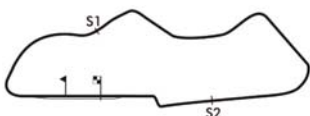
55 Alistair Dyson (HIL)									Jaguar Mk2											
lap	Sect-1	Speed	Sect-2	Speed	Sect-3	Speed	TopSpeed	laptime	pit	lap	Sect-1	Speed	Sect-2	Speed	Sect-3	Speed	Topspeed	laptime	pit	
1	26.306	92.1	49.161		16.486			1:31.953		7	26.185	87.3	48.548		17.415				1:32.148	
2	26.105	90.7	49.416		16.716			1:32.237		8	26.254	90.7	49.271		18.225				1:33.750	
3	25.867	93.5	48.977		17.020			1:31.864		9	26.012	91.9	48.034		16.562				1:30.608	
4	26.127	90.4	47.948		16.823			1:30.898		10	26.111	93.4	48.924		16.908				1:31.943	
5	26.248	88.9	48.064		16.482			1:30.794		11	26.046	89.6	48.011		17.639				1:31.696	
6	26.047	91.2	49.449		16.493			1:31.989		12										

56 Alexander-Fores (CLA)									Alfa Romeo Sprint GT											
lap	Sect-1	Speed	Sect-2	Speed	Sect-3	Speed	TopSpeed	laptime	pit	lap	Sect-1	Speed	Sect-2	Speed	Sect-3	Speed	Topspeed	laptime	pit	
1	26.257	97.8	49.195	102.5	16.427			1:31.879		9	25.073	97.6	46.218	104.1	15.554				1:26.845	
2	26.177	97.3	48.958	102.2	15.940	92.5		1:31.075		10	24.952	103.0	47.828	93.3	16.291				1:29.071	
3	25.538	101.8	48.722	96.9	18.560	89.3		1:32.820		11	24.904	104.9	46.951	102.5	15.662				1:27.517	
4	25.624	104.0	47.806	102.2	15.787			1:29.217		12	25.011	105.4	47.356	103.6	15.668	94.7			1:28.035	
5	26.402	92.6	49.615	101.7	In			1:36.106	P	13	24.964	105.6	46.841	103.4	15.486				1:27.291	
6	Out	93.8	48.166	102.8	15.832			2:51.744	P	14	26.877	69.2	49.874	102.3	15.879	94.3			1:32.630	
7	25.327	104.5	46.922	103.6	16.267			1:28.516		15	25.097	105.8	46.308	103.1	15.437	94.7			1:26.842	
8	26.646	90.4	48.275	104.6	15.592			1:30.513		16										

57 Michael Steele (CLA)									Ford Lotus Cortina Mk1											
lap	Sect-1	Speed	Sect-2	Speed	Sect-3	Speed	TopSpeed	laptime	pit	lap	Sect-1	Speed	Sect-2	Speed	Sect-3	Speed	Topspeed	laptime	pit	
1	27.171	87.6	51.219	103.7	16.611			1:35.001		9	25.921	97.8	47.192	104.6	16.352	89.8			1:29.465	
2	26.282	93.7	49.044	103.6	17.511	88.8		1:32.837		10	25.521	99.7	48.182	105.2	16.327				1:30.030	
3	26.505	96.0	49.752	105.2	17.498	89.1		1:33.755		11	25.345	101.2	47.286	104.2	16.327	91.4			1:28.958	
4	25.992	94.2	47.534	103.9	16.519	89.7		1:30.045		12	25.770	89.5	47.866	104.2	16.240	90.4			1:29.876	
5	25.832	93.0	48.197	104.9	16.561	88.9		1:30.590		13	25.485	94.7	47.834	104.2	16.775				1:30.094	
6	25.897	92.0	48.511	103.9	16.129	89.4		1:30.537		14	25.968	85.2	48.428	104.6	16.532	90.0			1:30.928	
7	25.716	92.8	48.338	103.9	16.495	88.4		1:30.549		15	26.214	87.5	48.784	103.9	16.594	90.4			1:31.592	
8	26.127	90.3	48.912	104.1	16.209			1:31.248		16										

58 Tony Hall (HIL)									Vauxhall VX4/90											
lap	Sect-1	Speed	Sect-2	Speed	Sect-3	Speed	TopSpeed	laptime	pit	lap	Sect-1	Speed	Sect-2	Speed	Sect-3	Speed	Topspeed	laptime	pit	
1	31.287	75.8	56.507	86.5	19.430	79.8		1:47.224		8	29.667	73.8	55.146	92.5	18.412	78.8			1:43.225	
2	30.516	77.2	1:00.472	91.4	19.400			1:50.388		9	29.511	75.1	56.376	89.9	19.533				1:45.420	
3	30.345	77.9	55.514	93.1	18.694	80.1		1:44.553		10	31.589	74.6	55.517	90.4	18.897	81.0			1:46.003	
4	30.032	74.2	56.808	93.3	18.554			1:45.394		11	29.544	68.6	55.161	93.4	18.274				1:42.979	
5	29.620	78.1	55.919	94.3	20.788	80.8		1:46.327		12	29.033	82.9	56.815	93.0	18.589				1:44.437	
6	31.013	70.5	56.980	93.8	18.541	79.0		1:46.534		13	29.484	81.7	54.945	89.5	19.005	77.2			1:43.434	
7	29.725	77.0	56.104	87.2	19.266	81.0		1:45.095		14										

65 Nicholas Ruddell (SEA)									Ford Mustang											
lap	Sect-1	Speed	Sect-2	Speed	Sect-3	Speed	TopSpeed	laptime	pit	lap	Sect-1	Speed	Sect-2	Speed	Sect-3	Speed	Topspeed	laptime	pit	
1	25.429	91.4	47.447	116.9	16.017	102.6		1:28.893		8	24.874	91.5	46.954	120.2	15.179	104.1			1:27.007	
2	25.442	94.2	47.751	119.6	15.646			1:28.839		9	24.453	97.3	46.600	119.8	15.666				1:26.719	
3	25.600	94.3	46.301	119.8	15.512	104.1		1:27.413		10	24.796	91.9	46.896	119.4	15.749				1:27.441	
4	24.533	89.7	46.642	119.6	15.532			1:26.707		11	25.774	89.5	46.585	100.8	18.740	102.5			1:31.099	
5	25.075	94.1	46.607	121.3	15.090	104.9		1:26.772		12	25.165	91.8	46.397	117.9	15.680	106.2			1:27.242	
6	24.935	92.1	49.043	118.1	15.607	100.3		1:29.585		13	25.239	94.1	46.021	119.0	15.287				1:26.547	
7	24.442	95.8	47.261	120.2	16.673	99.6		1:28.376		14										



Session Start: 17:42:13 - Finish: 18:07:16

Weather/Track Conditions: Cloud / Dry

Circuit: Donington Park National

Track Length: 3.185 Km - 1.9791 miles

Donington Historic Festival - 28 - 30 Apr 2017

HRDC 'Coys Trophy' for pre-66 Touring Cars

Qualifying for Race 18 - Sector Analysis

66 Viggo Lund (CLA)										Ford Lotus Cortina Mk1									
lap	Sect-1	Speed	Sect-2	Speed	Sect-3	Speed	TopSpeed	laptime	pit	lap	Sect-1	Speed	Sect-2	Speed	Sect-3	Speed	Topspeed	laptime	pit
1	26.166	89.2	49.251	107.2	16.163			1:31.580		9	25.319	100.2	48.307	107.7	15.679			1:29.305	
2	26.757	88.8	49.375	107.2	16.231			1:32.363		10	25.012	105.3	46.602	107.0	15.800			1:27.414	
3	25.389	101.3	48.160	108.6	16.444			1:29.993		11	25.153	99.6	46.593	106.2	16.496			1:28.242	
4	25.205	94.1	48.513	107.4	15.462	98.0		1:29.180		12	25.069	102.9	46.781	106.4	16.056	93.9		1:27.906	
5	25.273	102.4	46.907	106.5	15.715			1:27.895		13	25.019	102.9	47.970	105.5	15.886			1:28.875	
6	25.013	100.6	46.915	107.6	15.888			1:27.816		14	25.525	96.3	47.458	107.6	15.669	94.6		1:28.652	
7	24.888	105.3	47.326	107.4	15.930	91.0		1:28.144		15	25.261	109.0	46.705	106.5	16.341	79.6		1:28.307	
8	25.066	105.6	46.949	107.7	15.672	94.7		1:27.687		16	29.338	82.3	57.701	78.3	In			1:51.702	P

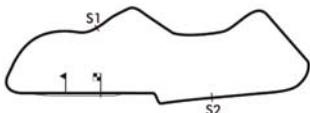
72 Jeffrey-Harrison (CLA)										Austin Mini Cooper S									
lap	Sect-1	Speed	Sect-2	Speed	Sect-3	Speed	TopSpeed	laptime	pit	lap	Sect-1	Speed	Sect-2	Speed	Sect-3	Speed	Topspeed	laptime	pit
1	26.662	89.6	51.924	99.8	16.372			1:34.958		8	26.360	90.5	50.636	101.1	16.915			1:33.911	
2	26.392	88.5	49.132	100.0	17.339			1:32.863		9	27.290	85.1	48.842	99.2	17.127			1:33.259	
3	26.163	91.5	48.453	101.3	16.453	89.3		1:31.069		10	26.197	89.1	50.009	100.2	17.002	89.7		1:33.208	
4	26.031	98.1	48.113	101.4	16.807	89.3		1:30.951		11	26.208	90.2	48.818	102.2	16.319			1:31.345	
5	25.912	95.4	47.604	101.4	16.219			1:29.735		12	26.098	93.5	48.735	101.6	16.616	90.6		1:31.449	
6	3:20.476	85.6	51.580	100.9	16.948	89.4		4:29.004	P	13	26.910	75.5	53.471	102.2	17.307			1:37.688	
7	26.358	92.4	49.636	101.4	16.756			1:32.750		14									

73 Clarkson-Smithies (SEA)										Ford Falcon Sprint									
lap	Sect-1	Speed	Sect-2	Speed	Sect-3	Speed	TopSpeed	laptime	pit	lap	Sect-1	Speed	Sect-2	Speed	Sect-3	Speed	Topspeed	laptime	pit
1	25.900	94.4	47.615	116.3	16.092			1:29.607		9	25.278	97.4	47.203	113.2	16.636	96.3		1:29.117	
2	25.291	97.4	47.445	117.3	15.872			1:28.608		10	25.051	102.0	47.447	109.3	16.861			1:29.359	
3	24.807	98.8	47.706	111.7	17.338	98.2		1:29.851		11	24.815	102.3	46.804	110.2	16.637			1:28.256	
4	25.208	98.4	47.577	116.7	16.643	95.8		1:29.428		12	25.287	84.6	47.572	115.7	16.628			1:29.487	
5	27.278	92.1	47.800	118.3	16.495	97.9		1:31.573		13	24.957	101.6	47.006	114.1	16.400			1:28.363	
6	25.752	94.8	48.225	115.3	In			1:35.412	P	14	25.266	97.1	48.581	109.8	17.055			1:30.902	
7	Out	91.3	48.520	111.7	17.303	91.7		2:50.406	P	15	24.785	100.7	47.345	113.4	16.774	95.4		1:28.904	
8	26.919	80.7	49.879	108.8	16.730			1:33.528		16									

77 Jordan-Jordan (HIL)										Austin GT40									
lap	Sect-1	Speed	Sect-2	Speed	Sect-3	Speed	TopSpeed	laptime	pit	lap	Sect-1	Speed	Sect-2	Speed	Sect-3	Speed	Topspeed	laptime	pit
1	25.330	105.6	46.168	102.8	15.563			1:27.061		9	25.257	105.8	45.990	102.5	15.486			1:26.733	
2	24.958	107.8	46.689	103.4	15.737			1:27.384		10	25.287	105.6	45.821	103.0	15.429	91.2		1:26.537	
3	25.593	106.9	46.046	103.4	15.767			1:27.406		11	25.196	106.3	50.848	102.3	15.988			1:32.032	
4	25.359	107.8	47.712	104.9	16.054	90.6		1:29.125		12	25.161	97.4	47.094	103.4	16.063			1:28.318	
5	25.565	106.3	46.529	104.2	In			1:33.231	P	13	25.207	106.4	49.103	73.5	16.803	91.0		1:31.113	
6	Out	101.3	47.457	71.9	18.813	89.5		2:54.749	P	14	25.057	107.4	47.644	103.3	16.309			1:29.010	
7	26.369	91.0	48.767	103.3	17.529	89.2		1:32.665		15	25.130	105.1	55.276	70.5	In			1:50.161	P
8	25.361	106.1	46.539	102.8	15.631	90.6		1:27.531		16									

87 Jonathan Lewis (CLA)										Mini Cooper S									
lap	Sect-1	Speed	Sect-2	Speed	Sect-3	Speed	TopSpeed	laptime	pit	lap	Sect-1	Speed	Sect-2	Speed	Sect-3	Speed	Topspeed	laptime	pit
1	25.011	106.3	45.718	103.0	16.465	92.0		1:27.194		7	24.933	105.6	45.506	103.1	16.239	92.7		1:26.678	
2	25.013	106.3	46.425	103.3	15.764	92.6		1:27.202		8	25.010	100.0	46.266	103.6	15.844			1:27.120	
3	24.886	106.9	45.464	103.6	16.197	90.7		1:26.547		9	24.895	104.9	45.775	105.2	15.776	92.0		1:26.446	
4	25.115	106.4	47.227	100.0	In			1:36.290	P	10	25.068	106.3	45.080	103.4	15.641	93.6		1:25.789	
5	Out	87.1	48.115	104.1	16.428	92.4		3:24.595	P	11	26.755	81.6	51.939	95.4	In			1:43.735	P
6	25.805	92.6	47.169	103.0	15.791	91.0		1:28.765		12									

91 Martin Strommen (CLA)										Ford Lotus Cortina Mk1									
lap	Sect-1	Speed	Sect-2	Speed	Sect-3	Speed	TopSpeed	laptime	pit	lap	Sect-1	Speed	Sect-2	Speed	Sect-3	Speed	Topspeed	laptime	pit
1	25.920	97.3	47.881	110.4	16.239			1:30.040		9	24.958	102.6	47.623	111.1	15.652			1:28.233	
2	25.790	79.1	46.837	110.7	15.643			1:28.270		10	24.877	102.0	45.714	111.3	15.665	98.7		1:26.256	
3	24.774	101.2	52.178	109.1	15.667			1:32.619		11	24.704	102.9	46.668	110.4	15.727	98.0		1:27.099	
4	24.987	100.4	48.716	110.9	16.184	96.9		1:29.887		12	24.797	103.7	45.807	111.1	15.512	96.6		1:26.116	
5	25.073	98.0	46.066	111.3	16.048	98.0		1:27.187		13	25.269	99.7	47.607	107.2	15.921			1:28.797	
6	24.785	103.7	46.344	110.9	15.561	98.9		1:26.690		14	24.680	101.8	46.519	111.1	15.575			1:26.774	
7	24.765	101.0	46.143	112.2	15.767	98.7		1:26.675		15	24.721	103.8	46.109	109.7	16.149	98.4		1:26.979	
8	25.026	99.3	45.972	111.1	16.367	95.8		1:27.365		16	24.984	95.8	46.450	111.7	15.902			1:27.336	



Session Start: 17:42:13 - Finish: 18:07:16

Weather/Track Conditions: Cloud / Dry

Circuit: Donington Park National

Track Length: 3.185 Km - 1.9791 miles

Donington Historic Festival - 28 - 30 Apr 2017

HRDC 'Coys Trophy' for pre-66 Touring Cars

Qualifying for Race 18 - Sector Analysis

96 Stephen Reed (HIL)										Austin A35 'Speedwell'										
lap	Sect-1	Speed	Sect-2	Speed	Sect-3	Speed	TopSpeed	laptime	pit	lap	Sect-1	Speed	Sect-2	Speed	Sect-3	Speed	Topspeed	laptime	pit	
1	30.581	76.2	55.000	90.3	18.521			1:44.102		8	28.894	87.2	53.914	91.1	18.968	79.5			1:41.776	
2	29.213	79.4	1:01.513	88.6	18.801			1:49.527		9	28.486	88.3	53.260	90.5	20.207				1:41.953	
3	29.132	78.8	55.408	89.5	18.757	81.8		1:43.297		10	29.463	87.2	53.755	89.3	19.025	79.7			1:42.243	
4	29.244	82.8	53.497	91.1	18.569			1:41.310		11	28.545	84.4	53.967	90.9	18.301				1:40.813	
5	28.803	88.0	57.766	86.2	21.720	80.6		1:48.289		12	28.574	87.5	53.607	90.7	19.302				1:41.483	
6	30.443	82.8	55.258	88.8	18.237			1:43.938		13	30.353	70.1	55.461	90.6	19.535	78.3			1:45.349	
7	28.264	83.3	55.932	91.7	18.587	79.0		1:42.783		14										

98 Graham Pattle (CLA)										Ford Lotus Cortina Mk1										
lap	Sect-1	Speed	Sect-2	Speed	Sect-3	Speed	TopSpeed	laptime	pit	lap	Sect-1	Speed	Sect-2	Speed	Sect-3	Speed	Topspeed	laptime	pit	
1	25.086	95.5	46.756	110.0	16.092	95.9		1:27.934		6	24.803	103.2	46.363	109.7	15.253	96.3			1:26.419	
2	28.126	88.9	47.273	108.4	17.057			1:32.456		7	24.365	103.0	45.537	110.2	15.280	97.2			1:25.182	
3	2:59.907	95.0	46.677	110.2	15.627			4:02.211	P	8	2:54.790	81.6	46.810	92.0	17.654	96.7			3:59.254	P
4	24.640	101.2	45.527	110.7	15.410			1:25.577		9	24.870	101.5	45.361	108.6	16.202	97.3			1:26.433	
5	24.468	103.8	45.286	109.8	17.763	90.3		1:27.517		10										

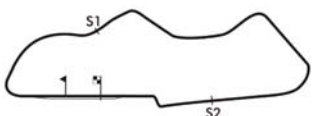
99 Ben Beighton (SEA)										Ford Mustang										
lap	Sect-1	Speed	Sect-2	Speed	Sect-3	Speed	TopSpeed	laptime	pit	lap	Sect-1	Speed	Sect-2	Speed	Sect-3	Speed	Topspeed	laptime	pit	
1	27.089	92.9	49.213	110.9	16.899	98.9		1:33.201		9	24.688	96.6	48.089	115.7	16.702	99.2			1:29.479	
2	25.948	99.1	49.942	113.5	17.859			1:33.749		10	25.134	95.1	46.795	91.6	18.503	100.3			1:30.432	
3	25.030	98.8	47.294	114.1	17.914	99.3		1:30.238		11	24.363	106.4	47.217	90.6	17.769	98.0			1:29.349	
4	24.818	102.0	47.406	110.9	17.232	98.6		1:29.456		12	24.613	101.3	47.486	115.1	17.205	101.9			1:29.304	
5	26.093	101.2	47.239	96.3	17.738	99.0		1:31.070		13	24.648	103.8	45.887	119.0	15.834				1:26.369	
6	25.595	97.6	48.130	114.1	16.759	100.5		1:30.484		14	24.248	104.6	46.375	117.1	16.121				1:26.744	
7	25.382	92.8	46.941	115.3	16.320	100.6		1:28.643		15	26.110	86.3	48.779	97.7	17.294	96.9			1:32.183	
8	24.334	102.1	47.215	117.3	16.110			1:27.659		16	25.522	100.3	48.637	112.6	16.665	101.6			1:30.824	

111 Larry Tucker (SEA)										Ford Shelby Mustang 350R										
lap	Sect-1	Speed	Sect-2	Speed	Sect-3	Speed	TopSpeed	laptime	pit	lap	Sect-1	Speed	Sect-2	Speed	Sect-3	Speed	Topspeed	laptime	pit	
1	27.920	80.9	49.777	115.1	17.295			1:34.992		4	25.844	85.0	48.048	113.5	16.510				1:30.402	
2	26.462	87.0	49.996	115.1	16.185	99.8		1:32.643		5	25.777	86.4	49.524	78.7	In				1:47.444	P
3	26.455	88.7	47.305	115.9	16.119			1:29.879		6										

112 John Cleland (SPR)										Austin A30 'Academy'										
lap	Sect-1	Speed	Sect-2	Speed	Sect-3	Speed	TopSpeed	laptime	pit	lap	Sect-1	Speed	Sect-2	Speed	Sect-3	Speed	Topspeed	laptime	pit	
1								1:46.999		5									1:48.715	
2								1:45.119		6									1:43.705	
3								1:45.029		7									1:56.210	
4								1:42.815		8										

114 Ray Low (SPR)										Austin A35 'Academy'										
lap	Sect-1	Speed	Sect-2	Speed	Sect-3	Speed	TopSpeed	laptime	pit	lap	Sect-1	Speed	Sect-2	Speed	Sect-3	Speed	Topspeed	laptime	pit	
1	34.013	63.2	1:03.360	84.9	21.355			1:58.728		8	31.048	73.8	58.873	89.3	20.066				1:49.987	
2	32.834	73.3	1:01.039	86.9	20.518	75.3		1:54.391		9	31.474	70.6	57.134	87.8	20.259				1:48.867	
3	32.099	73.7	1:01.345	87.8	20.400	75.7		1:53.844		10	30.387	75.6	56.776	88.6	19.844	74.2			1:47.007	
4	33.297	69.2	59.199	87.1	20.159			1:52.655		11	31.901	74.0	57.203	90.0	19.567				1:48.671	
5	32.505	61.2	1:02.006	88.5	21.376			1:55.887		12	31.154	67.1	57.707	88.4	20.557				1:49.418	
6	32.825	72.8	57.781	87.8	20.263	76.3		1:50.869		13	30.676	70.6	58.147	89.1	19.604	76.1			1:48.427	
7	31.537	72.0	58.073	88.9	20.819			1:50.429		14										

121 Chrissie Palmer (HIL)										Austin A40 'Speedwell'										
lap	Sect-1	Speed	Sect-2	Speed	Sect-3	Speed	TopSpeed	laptime	pit	lap	Sect-1	Speed	Sect-2	Speed	Sect-3	Speed	Topspeed	laptime	pit	
1	27.441	96.9	50.059	96.2	17.063	86.8		1:34.563		9	26.832	98.1	50.020	99.0	17.790	85.9			1:34.642	
2	27.444	85.8	50.345	97.6	17.011	87.4		1:34.800		10	27.009	96.3	48.778	98.0	16.743	86.2			1:32.530	
3	26.969	84.8	54.410	91.4	17.293	87.0		1:38.672		11	26.779	99.0	49.108	98.4	16.564				1:32.451	
4	26.589	96.9	50.482	97.6	16.856			1:33.927		12	26.661	92.5	50.366	97.9	17.187	84.6			1:34.214	
5	26.825	93.5	49.988	96.9	16.705	86.4		1:33.518		13	26.790	97.0	48.834	97.6	16.653				1:32.277	
6	26.737	96.5	49.906	97.6	16.637			1:33.280		14	27.091	85.6	51.457	97.3	16.766				1:35.314	
7	26.909	97.4	50.169	97.0	16.807			1:33.885		15	26.630	95.9	49.937	97.4	17.813				1:34.380	
8	26.899	97.6	50.299	99.2	16.587	87.3		1:33.785		16										



Session Start: 17:42:13 - Finish: 18:07:16

Weather/Track Conditions: Cloud / Dry

Circuit: Donington Park National

Track Length: 3.185 Km - 1.9791 miles

Donington Historic Festival - 28 - 30 Apr 2017

HRDC 'Coys Trophy' for pre-66 Touring Cars

Qualifying for Race 18 - Sector Analysis

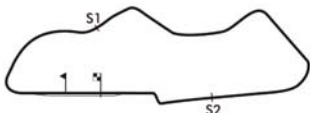
126 David Jones (SPR)										Austin A35 'Academy'										
lap	Sect-1	Speed	Sect-2	Speed	Sect-3	Speed	TopSpeed	laptime	pit	lap	Sect-1	Speed	Sect-2	Speed	Sect-3	Speed	Topspeed	laptime	pit	
1	29.267	87.2	57.078	87.4	17.914			1:44.259		8	29.323	88.0	54.574	88.7	20.956	75.3			1:44.853	
2	28.739	90.8	53.865	88.7	18.373			1:40.977		9	31.120	83.0	53.611	88.4	17.941				1:42.672	
3	29.180	86.4	53.709	89.1	17.864			1:40.753		10	28.628	88.4	53.117	88.4	18.560				1:40.305	
4	28.902	90.5	53.958	88.0	18.748			1:41.608		11	28.631	87.6	54.210	88.6	18.729				1:41.570	
5	28.999	90.9	54.107	88.6	In			1:46.129	P	12	28.683	88.1	53.304	87.3	17.841	79.0			1:39.828	
6	Out	90.3	54.740	88.2	In			2:24.456	P	13	29.054	89.8	53.628	87.8	18.056	78.3			1:40.738	
7	Out	88.9	53.550	88.0	20.934			2:34.751	P	14										

136 Nigel Batchelor (SEA)										Ford Mustang										
lap	Sect-1	Speed	Sect-2	Speed	Sect-3	Speed	TopSpeed	laptime	pit	lap	Sect-1	Speed	Sect-2	Speed	Sect-3	Speed	Topspeed	laptime	pit	
1	29.567	80.2	52.948	107.7	17.385	99.0		1:39.900		9	24.967	99.0	47.011	116.7	15.775	99.6			1:27.753	
2	25.641	91.3	48.521	113.9	16.014	99.3		1:30.176		10	25.377	96.9	46.690	116.9	17.666	94.6			1:29.733	
3	26.076	93.7	46.965	117.1	15.315	101.3		1:28.356		11	25.223	95.6	47.382	87.9	17.911	97.4			1:30.516	
4	26.604	93.7	48.964	116.7	16.065			1:31.633		12	25.741	89.7	49.461	98.3	18.469	92.9			1:33.671	
5	25.058	91.6	47.656	116.5	15.927			1:28.641		13	27.440	78.0	48.162	110.6	15.880				1:31.482	
6	25.334	88.0	50.565	114.5	15.715	99.8		1:31.614		14	25.677	90.1	49.226	95.4	19.339	94.8			1:34.242	
7	24.791	97.3	46.869	117.1	16.962	97.0		1:28.622		15	28.473	75.6	54.217	96.1	19.117	82.9			1:41.807	
8	25.136	95.2	46.764	117.1	15.823			1:27.723		16										

148 James-Stretton (CLA)										BMW 1800 Tisa										
lap	Sect-1	Speed	Sect-2	Speed	Sect-3	Speed	TopSpeed	laptime	pit	lap	Sect-1	Speed	Sect-2	Speed	Sect-3	Speed	Topspeed	laptime	pit	
1	26.534	88.5	50.180	103.9	16.866	93.0		1:33.580		8	26.962	94.6	50.313	106.2	16.554	92.9			1:33.829	
2	26.682	91.9	51.639	105.2	16.881	93.1		1:35.202		9	26.685	93.0	50.100	105.5	17.185	93.6			1:33.970	
3	28.619	53.6	55.539	103.4	16.841			1:40.999		10	26.911	82.1	50.594	104.7	16.612	93.8			1:34.117	
4	26.636	88.5	56.990	73.4	20.845	79.2		1:44.471		11	26.045	100.3	48.366	106.2	16.252				1:30.663	
5	27.036	89.4	50.121	101.3	17.482			1:34.639		12	25.846	99.4	50.258	104.4	16.729	92.6			1:32.833	
6	27.679	69.9	52.885	103.4	In			1:43.530	P	13	26.792	89.1	49.262	104.4	16.596	94.0			1:32.650	
7		90.3	51.770	105.2	17.070	91.4		3:19.444	P	14										

172 James Gibbons (SPR)										Austin A35 'Academy'										
lap	Sect-1	Speed	Sect-2	Speed	Sect-3	Speed	TopSpeed	laptime	pit	lap	Sect-1	Speed	Sect-2	Speed	Sect-3	Speed	Topspeed	laptime	pit	
1	29.518	84.5	54.524	88.7	18.679	79.0		1:42.721		8	29.386	86.0	53.302	89.3	17.717				1:40.405	
2	29.002	88.0	56.668	87.2	18.229			1:43.899		9	29.048	83.6	53.447	90.1	17.726				1:40.221	
3	28.949	82.6	54.989	87.8	18.643	80.7		1:42.581		10	29.394	77.2	55.197	83.7	19.439	79.8			1:44.030	
4	29.783	84.5	53.740	88.7	17.924	80.4		1:41.447		11	28.736	86.6	54.092	88.4	18.057	81.0			1:40.885	
5	29.513	84.7	54.228	89.5	17.959			1:41.700		12	29.188	85.5	53.348	88.9	17.965	80.5			1:40.501	
6	29.244	84.7	55.069	90.1	17.932	81.0		1:42.245		13	29.973	73.1	56.203	87.7	19.242				1:45.418	
7	28.553	92.1	53.628	89.5	18.314			1:40.495		14	28.886	84.5	53.632	88.9	17.815				1:40.333	

174 Tony Shirtcliffe (SPR)										Austin A35 'Academy'										
lap	Sect-1	Speed	Sect-2	Speed	Sect-3	Speed	TopSpeed	laptime	pit	lap	Sect-1	Speed	Sect-2	Speed	Sect-3	Speed	Topspeed	laptime	pit	
1	28.739	87.6	53.433	89.8	17.529	79.2		1:39.701		7	28.844	75.2	52.777	89.4	17.347				1:38.968	
2	28.180	93.2	54.917	89.4	17.463			1:40.560		8	28.166	86.3	53.592	90.0	17.176	80.7			1:38.934	
3	29.091	89.0	54.099	89.2	17.264	79.6		1:40.454		9	27.968	89.8	53.659	89.1	17.198				1:38.825	
4	28.421	89.7	53.908	90.3	17.260			1:39.589		10	28.518	84.9	53.010	87.4	18.184	77.5			1:39.712	
5	28.433	91.3	53.094	90.1	17.248			1:38.775		11	30.888	68.6	1:06.179	67.9	In				2:10.342	P
6	27.899	92.6	52.766	90.5	17.207			1:37.872		12										



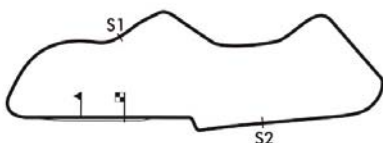
Session Start: 17:42:13 - Finish: 18:07:16
Weather/Track Conditions: Cloud / Dry
Circuit: Donington Park National
Track Length: 3.185 Km - 1.9791 miles

Donington Historic Festival - 28 - 30 Apr 2017

HRDC 'Coys Trophy' for pre-66 Touring Cars

Qualifying for Race 18 - Best Sector Times

	SECTOR 1			SECTOR 2			SECTOR 3			IDEAL / BEST LAP COMPARISON					
	NO	TIME	LAP	NO	TIME	LAP	NO	TIME	LAP	NO	NAME	BEST	IN	IDEAL	DIFF
1	10	23.800	14	7	44.870	3	10	15.040	5	10	Jack Drury	1:24.040	6	1:23.864	+0.176
2	7	24.024	8	10	45.024	12	65	15.090	5	7	Steve Soper	1:24.402	8	1:24.344	+0.058
3	6	24.134	7	6	45.065	7	16	15.156	9	6	Thomas-Lockie	1:24.904	8	1:24.427	+0.477
4	99	24.248	14	87	45.080	10	6	15.228	8	98	Graham Pattle	1:25.182	7	1:24.904	+0.278
5	35	24.349	12	22	45.213	14	42	15.235	3	16	David Tomlin	1:25.268	10	1:25.032	+0.236
6	98	24.365	7	35	45.233	13	98	15.253	6	22	Michael Squire	1:25.451	14	1:25.159	+0.292
7	65	24.442	7	16	45.251	10	136	15.315	3	42	John Spiers	1:25.722	3	1:25.722	+0.000
8	22	24.464	13	98	45.286	5	77	15.429	10	87	Jonathan Lewis	1:25.789	10	1:25.607	+0.182
9	16	24.625	10	91	45.714	10	56	15.437	15	35	Mark Burton	1:25.825	13	1:25.166	+0.659
10	42	24.633	3	77	45.821	10	7	15.450	5	91	Martin Strommen	1:26.116	12	1:25.906	+0.210
11	91	24.680	14	42	45.854	3	66	15.462	4	99	Ben Beighton	1:26.369	13	1:25.969	+0.400
12	73	24.785	15	99	45.887	13	22	15.482	14	77	Jordan-Jordan	1:26.537	10	1:26.208	+0.329
13	136	24.791	7	65	46.021	13	91	15.512	12	65	Nicholas Ruddell	1:26.547	13	1:25.553	+0.994
14	87	24.886	3	56	46.218	9	35	15.584	15	56	Alexander-Fores	1:26.842	15	1:26.559	+0.283
15	66	24.888	7	31	46.313	8	87	15.641	10	66	Viggo Lund	1:27.414	10	1:26.943	+0.471
16	56	24.904	11	66	46.593	11	31	15.833	4	136	Nigel Batchelor	1:27.723	8	1:26.796	+0.927
17	77	24.958	2	136	46.690	10	99	15.834	13	73	Clarkson-Smithies	1:28.256	11	1:27.461	+0.795
18	31	24.989	9	73	46.804	11	73	15.872	2	5	Kersley-Drury	1:28.591	13	1:28.211	+0.380
19	57	25.345	11	5	46.885	11	5	15.892	8	57	Michael Steele	1:28.958	11	1:28.666	+0.292
20	5	25.434	13	57	47.192	9	48	15.978	4	31	Les Ely	1:29.251	5	1:27.135	+2.116
21	48	25.764	4	111	47.305	3	111	16.119	3	48	Butterfield-Dorlin	1:29.300	4	1:29.300	+0.000
22	111	25.777	5	48	47.558	4	57	16.129	6	72	Jeffrey-Harrison	1:29.735	5	1:29.735	+0.000
23	148	25.846	12	72	47.604	5	72	16.219	5	111	Larry Tucker	1:29.879	3	1:29.201	+0.678
24	55	25.867	3	55	47.948	4	148	16.252	11	55	Alistair Dyson	1:30.608	9	1:30.297	+0.311
25	72	25.912	5	148	48.366	11	11	16.467	5	148	James-Stretton	1:30.663	11	1:30.464	+0.199
26	121	26.589	4	121	48.778	10	55	16.482	5	121	Chrissie Palmer	1:32.277	13	1:31.931	+0.346
27	15	26.821	9	15	49.047	10	121	16.564	11	11	Ding Boston	1:34.080	12	1:32.778	+1.302
28	11	26.846	6	11	49.465	7	174	17.176	8	15	Gold-Wood	1:34.189	10	1:33.109	+1.080
29	174	27.899	6	174	52.766	6	15	17.241	13	174	Tony Shirtcliffe	1:37.872	6	1:37.841	+0.031
30	96	28.264	7	126	53.117	10	172	17.717	8	126	David Jones	1:39.828	12	1:39.586	+0.242
31	172	28.553	7	96	53.260	9	126	17.841	12	172	James Gibbons	1:40.221	9	1:39.572	+0.649
32	126	28.628	10	172	53.302	8	96	18.237	6	96	Stephen Reed	1:40.813	11	1:39.761	+1.052
33	58	29.033	12	58	54.945	13	58	18.274	11	112	John Cleland	1:42.815	4		+
34	114	30.387	10	114	56.776	10	1	19.064	9	58	Tony Hall	1:42.979	11	1:42.252	+0.727
35	1	30.952	10	1	57.563	9	114	19.567	11	114	Ray Low	1:47.007	10	1:46.730	+0.277
36	20			20			20			1	Keith Miller	1:49.792	9	1:47.579	+2.213
37	112			112			112								
38	124			124			124								
39	135			135			135								



Session Start: 17:42:13 - Finish: 18:07:16

Weather/Track Conditions: Cloud / Dry

Circuit: Donington Park National

Track Length: 3.185 Km - 1.9791 miles

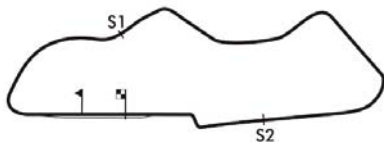


Donington Historic Festival - 28 - 30 Apr 2017

HRDC 'Coys Trophy' for pre-66 Touring Cars

Qualifying for Race 18 - Best Sector Speeds

	NO	SECTOR 1	MPH	NO	SECTOR 2	MPH	NO	SECTOR 3	MPH
1	7	Steve Soper	111.3	6	Thomas-Lockie	123.3	10	Jack Drury	112.2
2	66	Viggo Lund	109.0	10	Jack Drury	122.6	6	Thomas-Lockie	109.0
3	77	Jordan-Jordan	107.8	65	Nicholas Ruddell	121.3	65	Nicholas Ruddell	107.0
4	87	Jonathan Lewis	106.9	35	Mark Burton	120.2	35	Mark Burton	102.8
5	99	Ben Beighton	106.4	99	Ben Beighton	119.0	22	Michael Squire	102.3
6	56	Alexander-Fores	105.8	22	Michael Squire	118.8	99	Ben Beighton	101.9
7	6	Thomas-Lockie	105.4	73	Clarkson-Smithies	118.3	136	Nigel Batchelor	101.3
8	16	David Tomlin	105.3	136	Nigel Batchelor	117.1	111	Larry Tucker	99.9
9	10	Jack Drury	104.8	111	Larry Tucker	115.9	73	Clarkson-Smithies	98.9
10	5	Kersley-Drury	104.1	7	Steve Soper	113.2	91	Martin Strommen	98.9
11	22	Michael Squire	104.0	91	Martin Strommen	112.2	7	Steve Soper	98.6
12	91	Martin Strommen	103.8	98	Graham Pattle	110.7	66	Viggo Lund	98.0
13	98	Graham Pattle	103.8	31	Les Ely	110.6	98	Graham Pattle	97.3
14	42	John Spiers	103.3	16	David Tomlin	110.4	16	David Tomlin	97.2
15	35	Mark Burton	102.9	66	Viggo Lund	108.6	42	John Spiers	96.7
16	73	Clarkson-Smithies	102.3	42	John Spiers	108.3	31	Les Ely	95.9
17	57	Michael Steele	101.2	148	James-Stretton	106.2	148	James-Stretton	95.1
18	148	James-Stretton	100.3	48	Butterfield-Dorlin	105.5	56	Alexander-Fores	94.7
19	48	Butterfield-Dorlin	100.2	57	Michael Steele	105.2	48	Butterfield-Dorlin	93.9
20	121	Chrissie Palmer	99.0	87	Jonathan Lewis	105.2	87	Jonathan Lewis	93.6
21	136	Nigel Batchelor	99.0	77	Jordan-Jordan	104.9	57	Michael Steele	92.4
22	11	Ding Boston	98.8	56	Alexander-Fores	104.6	77	Jordan-Jordan	92.2
23	15	Gold-Wood	98.6	5	Kersley-Drury	103.6	5	Kersley-Drury	91.4
24	72	Jeffrey-Harrison	98.1	72	Jeffrey-Harrison	102.2	72	Jeffrey-Harrison	90.6
25	31	Les Ely	97.8	121	Chrissie Palmer	99.2	11	Ding Boston	87.6
26	65	Nicholas Ruddell	97.3	11	Ding Boston	98.2	121	Chrissie Palmer	87.6
27	55	Alistair Dyson	93.5	15	Gold-Wood	96.9	15	Gold-Wood	86.8
28	174	Tony Shirtcliffe	93.2	58	Tony Hall	94.3	96	Stephen Reed	81.8
29	172	James Gibbons	92.1	96	Stephen Reed	91.7	172	James Gibbons	81.2
30	126	David Jones	90.9	174	Tony Shirtcliffe	90.5	58	Tony Hall	81.0
31	111	Larry Tucker	88.7	172	James Gibbons	90.1	174	Tony Shirtcliffe	80.9
32	96	Stephen Reed	88.3	114	Ray Low	90.0	1	Keith Miller	80.3
33	58	Tony Hall	82.9	1	Keith Miller	89.3	126	David Jones	79.5
34	114	Ray Low	75.6	126	David Jones	89.1	114	Ray Low	78.2
35	1	Keith Miller	73.8	20	O'Shea-Hall	0.0	20	O'Shea-Hall	0.0
36	20	O'Shea-Hall	0.0	55	Alistair Dyson	0.0	55	Alistair Dyson	0.0
37	112	John Cleland	0.0	112	John Cleland	0.0	112	John Cleland	0.0
38	124	David Lillywhite	0.0	124	David Lillywhite	0.0	124	David Lillywhite	0.0
39	135	Bruce Chapman	0.0	135	Bruce Chapman	0.0	135	Bruce Chapman	0.0



Session Start: 17:42:13 - Finish: 18:07:16
Weather/Track Conditions: Cloud / Dry
Circuit: Donington Park National
Track Length: 3.185 Km - 1.9791 miles

Donington Historic Festival - 28 - 30 Apr 2017

HRDC 'Coys Trophy' for pre-66 Touring Cars

Race 18 - Starting Grid - AMENDED

Sheet No:

Start Time : 17:05 - Heat Duration : 45 Minutes

17	33	11	Ding Boston		155	Raymond Low
16	31	58	Tony Hall		112	John Cleland
15	29	96	Stephen Reed		172	James Gibbons
14	27	126	Jones-Shirtcliffe		15	Gold-Wood
13	25	148	James-Stretton		55	Alistair Dyson
12	23	111	Larry Tucker		72	Jeffrey-Harrison
11	21	48	Butterfield-Dorlin		31	Les Ely
10	19	57	Michael Steele		5	Kersley-Drury
9	17	73	Clarkson-Smithies		136	Nigel Batchelor
8	15	66	Viggo Lund		56	Alexander-Fores
7	13	65	Nicholas Ruddell		77	Jordan-Jordan
6	11	99	Ben Beighton		91	Martin Strommen
5	9	35	Mark Burton		87	Jonathan Lewis
4	7	42	John Spiers		22	Michael Squire
3	5	16	David Tomlin		98	Graham Pattle
2	3	6	Thomas-Lockie		7	Steve Soper
1	1	10	Jack Drury			

Pole Right

ROW

Cars 1 & 121 withdrawn. Car 155 (change of car & number from 114). Car 11 at back of grid.

*Circuit: Donington Park National
Track Length: 3.185 Km - 1.9791 miles*

These results are provisional until the conclusion of any judicial and technical matters.

Clerk of the Course:

Timekeeper:

Issued at:

Julian Floyd

Nick Palmer



Printed : 30-04-2017 - 15:36

Full results available at www.mstworld.com. Email: timing@mstworld.com

Donington Historic Festival - 28 - 30 Apr 2017

FJHRA/HSCC 'Silverline' Championship pre-64 Front & Rear-Engined Formula Juniors Qualifying for Race 7 - Classification

Sheet No:

POS	NO	DRIVER/S	CLASS	CLASS POS	CAR MAKE / MODEL	TIME	ON	LAPS	GAP	DIFF	MPH
1	68	James Murray	E1	1	Lola Mk5A	1:19.844	13	13			89.23
2	79	Michael Hibberd	E1	2	Lotus 22	1:19.855	13	13	0.011	0.011	89.22
3	78	Benn Tilley	E1	3	Lotus 22	1:21.326	9	13	1.482	1.471	87.61
4	36	Andy Willis	E1	4	Lotus 20/22	1:21.392	11	11	1.548	0.066	87.53
5	70	John Fyda	E1	5	Brabham BT6	1:21.581	8	13	1.737	0.189	87.33
6	75	Peter Morton	E1	6	Lightning Envoyette	1:21.647	3	13	1.803	0.066	87.26
7	84	Mark Woodhouse	E1	7	Lotus 20/22	1:21.821	5	12	1.977	0.174	87.08
8	2	Christopher Milner	E1	8	Lotus 20/22	1:21.861	8	12	2.017	0.040	87.03
9	87	Andrew Wilkinson	D2	1	Lynx T3	1:23.370	5	13	3.526	1.509	85.46
10	88	Lukas Halusa	D2	2	Lotus 20	1:23.393	8	9	3.549	0.023	85.43
11	59	Peter De La Roche	D2	3	BMC Mk2	1:24.826	9	10	4.982	1.433	83.99
12	85	John Chisholm	D2	4	Gemini Mk3A	1:24.898	2	13	5.054	0.072	83.92
13	86	Steve Jones	E1	9	Cooper T67	1:25.044	11	13	5.200	0.146	83.78
14	172	Chris Chilcott	E1	10	Brabham BT2	1:25.817	6	10	5.973	0.773	83.02
15	48	John Delane	D2	5	Lotus 18	1:25.987	12	12	6.143	0.170	82.86
16	34	Nick Finburgh	C2	1	Envoy Mk1	1:26.260	9	12	6.416	0.273	82.59
17	83	Jonathan Fyda	D2	6	Ecosse U2	1:26.473	2	4	6.629	0.213	82.39
18	96	Harindra De Silva	E1	11	Brabham BT2	1:26.860	9	11	7.016	0.387	82.02
19	54	Martin Halusa	E1	12	Lotus 22	1:26.894	12	12	7.050	0.034	81.99
20	95	Robs Lamplough	E1	13	Brabham BT2	1:27.307	2	13	7.463	0.413	81.60
21	66	Alex Morton	D2	7	Ausper T3	1:27.612	8	13	7.768	0.305	81.32
22	33	Stuart Tizzard	C2	2	Lotus 18	1:28.296	10	12	8.452	0.684	80.69
23	14	Crispian Besley	C2	3	Cooper T56	1:28.666	9	12	8.822	0.370	80.35
24	38	Gil Duffy	C2	4	Kieft FJ	1:29.317	3	12	9.473	0.651	79.77
25	76	John Rees	E1	14	Lotus 22	1:29.624	12	12	9.780	0.307	79.49
26	72	Tom De Gres	E2	1	Cooper T59	1:30.835	7	7	10.991	1.211	78.43
27	41	Peter Fenichel	C2	5	Cooper T56	1:32.373	6	6	12.529	1.538	77.13
28	40	Chris Wilks	C2	6	Deep Sanderson FJ	1:32.567	11	11	12.723	0.194	76.97
29	42	Jeremy Deeley	C2	7	Cooper T52	1:32.697	8	8	12.853	0.130	76.86
30	81	Steve Futter	D2	8	Lotus 20	1:35.120	8	11	15.276	2.423	74.90
31	93	Rudolf Ernst	D1	1	PBA Mk2	1:37.582	3	10	17.738	2.462	73.01
32	97	Hans Ciers	D2	9	Lotus 20	1:43.093	6	10	23.249	5.511	69.11
33	166	Sharon Adelman	E1	15	Brabham BT6	1:43.313	5	10	23.469	0.220	68.96

Session Start: 18:19:05 - Finish: 18:38:51

Weather/Track Conditions: Cloud / Dry

Circuit: Donington Park National

Track Length: 3.185 Km - 1.9791 miles

These results are provisional until the conclusion of any judicial and technical matters.

Clerk of the Course: <div style="text-align: right;">Julian Floyd</div>	Timekeeper: <div style="text-align: right;">Nick Palmer</div>	Issued at:
--	--	------------

Donington Historic Festival - 28 - 30 Apr 2017

FJHRA/HSCC 'Silverline' Championship pre-64 Front & Rear-Engined Formula Juniors Qualifying for Race 7 - Sector Analysis

2 Christopher Milner (E1)										Lotus 20/22									
lap	Sect-1	Speed	Sect-2	Speed	Sect-3	Speed	TopSpeed	laptime	pit	lap	Sect-1	Speed	Sect-2	Speed	Sect-3	Speed	Topspeed	laptime	pit
1	24.232	101.6	45.087	113.4	15.253			1:24.572		7	25.999	81.8	44.147	113.5	15.882			1:26.028	
2	24.072	106.9	43.595	114.9	15.432	102.0		1:23.099		8	23.455	110.8	43.240	113.2	15.166			1:21.861	
3	24.969	99.1	45.604	113.0	15.929	100.9		1:26.502		9	24.015	107.3	44.083	111.8	15.060			1:23.158	
4	24.918	97.8	46.365	113.2	18.373	76.1		1:29.656		10	23.386	107.9	43.645	113.2	16.777			1:23.808	
5	27.814	90.1	48.456	101.4	15.802	103.1		1:32.072		11	23.486	111.8	44.811	114.1	15.074			1:23.371	
6	23.835	105.4	43.712	114.5	14.973			1:22.520		12	53.496	72.7	54.009	106.5	15.686			2:03.191	

14 Crispian Besley (C2)										Cooper T56									
lap	Sect-1	Speed	Sect-2	Speed	Sect-3	Speed	TopSpeed	laptime	pit	lap	Sect-1	Speed	Sect-2	Speed	Sect-3	Speed	Topspeed	laptime	pit
1	25.907	92.9	49.324	92.1	16.720	95.9		1:31.951		7	25.688	96.2	47.939	106.5	16.635	95.5		1:30.262	
2	26.007	91.8	48.199	105.5	16.054			1:30.260		8	25.316	93.7	47.796	105.9	15.904	96.6		1:29.016	
3	25.729	95.9	47.248	106.9	16.285			1:29.262		9	25.063	96.3	47.389	106.0	16.214	96.7		1:28.666	
4	25.925	82.6	49.891	102.6	16.646	94.4		1:32.462		10	24.822	100.4	1:09.535	76.4	18.002	93.6		1:52.359	
5	25.558	92.1	48.407	105.2	16.164	95.1		1:30.129		11	27.639	80.1	49.844	107.9	17.111			1:34.594	
6	26.455	90.4	47.328	106.5	16.321			1:30.104		12	29.398	79.7	49.409	106.7	16.015			1:34.822	

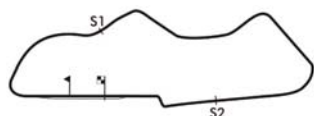
33 Stuart Tizzard (C2)										Lotus 18									
lap	Sect-1	Speed	Sect-2	Speed	Sect-3	Speed	TopSpeed	laptime	pit	lap	Sect-1	Speed	Sect-2	Speed	Sect-3	Speed	Topspeed	laptime	pit
1	27.631	76.2	50.830	103.9	16.577			1:35.038		7	25.623	92.5	47.935	103.6	16.276	93.1		1:29.834	
2	27.236	87.6	49.730	103.0	16.850			1:33.816		8	25.954	90.8	48.075	103.3	16.067	93.6		1:30.096	
3	26.053	94.8	48.985	103.3	16.646			1:31.684		9	26.154	91.0	48.977	101.3	16.143			1:31.274	
4	26.006	85.9	49.539	102.6	16.166	93.6		1:31.711		10	25.258	97.8	47.210	101.3	15.828			1:28.296	
5	26.496	90.1	49.933	98.2	16.793			1:33.222		11	26.191	97.6	48.566	102.8	15.919	93.6		1:30.676	
6	26.655	79.3	49.977	104.4	16.320	93.5		1:32.952		12	25.580	97.8	46.940	104.2	15.852			1:28.372	

34 Nick Finburgh (C2)										Envoy Mk1									
lap	Sect-1	Speed	Sect-2	Speed	Sect-3	Speed	TopSpeed	laptime	pit	lap	Sect-1	Speed	Sect-2	Speed	Sect-3	Speed	Topspeed	laptime	pit
1	25.899	94.1	47.341	103.7	15.826			1:29.066		7	25.955	91.5	47.050	109.5	15.598			1:28.603	
2	24.836	100.7	47.847	105.2	15.907			1:28.590		8	24.975	95.2	46.785	107.2	15.597			1:27.357	
3	25.359	96.2	46.873	104.7	16.011			1:28.243		9	24.935	95.5	45.790	108.1	15.535			1:26.260	
4	25.196	95.5	46.759	106.7	16.199	96.3		1:28.154		10	24.840	92.4	50.080	107.4	15.868	97.2		1:30.788	
5	27.038	68.4	48.339	107.9	15.900			1:31.277		11	25.163	87.9	48.315	108.3	17.306	84.3		1:30.784	
6	25.781	95.4	45.998	108.8	15.627	98.2		1:27.406		12	26.328	91.6	46.898	107.6	15.733			1:28.959	

36 Andy Willis (E1)										Lotus 20/22									
lap	Sect-1	Speed	Sect-2	Speed	Sect-3	Speed	TopSpeed	laptime	pit	lap	Sect-1	Speed	Sect-2	Speed	Sect-3	Speed	Topspeed	laptime	pit
1	30.851	76.1	59.083	67.6	17.915	96.6		1:47.849		7	23.506	111.7	43.212	111.3	14.860	98.7		1:21.578	
2	30.231	87.1	45.107	109.8	In			1:34.463	P	8	23.548	111.8	43.383	111.5	14.761			1:21.692	
3	Out	100.4	45.724	109.5	15.155	96.1		2:31.530	P	9	23.851	94.2	45.235	111.5	14.773			1:23.859	
4	24.494	106.1	44.330	109.1	14.938			1:23.762		10	24.285	99.3	47.595	110.9	14.655			1:26.535	
5	25.000	77.7	46.430	108.3	15.281			1:26.711		11	23.613	113.7	42.805	112.4	14.974	99.6		1:21.392	
6	23.613	112.6	43.682	111.1	14.993	97.9		1:22.288		12									

38 Gil Duffy (C2)										Kieft FJ									
lap	Sect-1	Speed	Sect-2	Speed	Sect-3	Speed	TopSpeed	laptime	pit	lap	Sect-1	Speed	Sect-2	Speed	Sect-3	Speed	Topspeed	laptime	pit
1	26.452	93.0	48.120	107.2	16.659			1:31.231		7	26.533	93.7	47.230	106.4	16.462	96.1		1:30.225	
2	26.053	94.7	47.220	107.7	16.370	95.5		1:29.643		8	26.095	97.3	48.756	107.4	17.051			1:31.902	
3	25.913	94.7	47.274	108.1	16.130	97.2		1:29.317		9	26.249	98.0	47.842	108.1	16.204			1:30.295	
4	26.256	91.9	48.090	106.7	16.726			1:31.072		10	25.679	96.3	49.604	105.5	16.905	93.1		1:32.188	
5	27.716	83.5	48.168	107.0	16.483	95.9		1:32.367		11	27.123	83.4	53.817	93.9	19.487	84.2		1:40.427	
6	27.675	80.4	49.348	107.0	16.291			1:33.314		12	30.070	79.1	50.875	107.7	16.535	96.2		1:37.480	

40 Chris Wilks (C2)										Deep Sanderson FJ									
lap	Sect-1	Speed	Sect-2	Speed	Sect-3	Speed	TopSpeed	laptime	pit	lap	Sect-1	Speed	Sect-2	Speed	Sect-3	Speed	Topspeed	laptime	pit
1	28.490	77.7	52.450	98.3	17.981	89.5		1:38.921		7	26.737	95.5	50.385	102.3	17.165	93.0		1:34.287	
2	27.649	83.5	49.590	103.9	16.998	85.0		1:34.237		8	26.918	89.2	50.246	101.3	18.280	83.5		1:35.444	
3	27.800	89.6	50.157	103.4	17.629	84.0		1:35.586		9	28.152	88.1	51.017	100.2	17.027			1:36.196	
4	29.194	88.3	51.598	102.2	17.230			1:38.022		10	26.176	95.2	49.653	103.1	16.932	92.9		1:32.761	
5	28.601	82.5	50.046	103.1	17.349			1:35.996		11	26.496	98.6	49.330	104.2	16.741	92.9		1:32.567	
6	27.355	87.4	48.985	103.9	16.913	92.9		1:33.253		12									



Session Start: 18:19:05 - Finish: 18:38:51
Weather/Track Conditions: Cloud / Dry
Circuit: Donington Park National
Track Length: 3.185 Km - 1.9791 miles

Donington Historic Festival - 28 - 30 Apr 2017

FJHRA/HSCC 'Silverline' Championship pre-64 Front & Rear-Engined Formula Juniors Qualifying for Race 7 - Sector Analysis

41 Peter Fenichel (C2)										Cooper T56										
lap	Sect-1	Speed	Sect-2	Speed	Sect-3	Speed	TopSpeed	laptime	pit	lap	Sect-1	Speed	Sect-2	Speed	Sect-3	Speed	Topspeed	laptime	pit	
1	28.784	81.6	52.205	99.9	16.969	90.1		1:37.958		4	27.229	83.4	52.919	100.0	16.863	90.9			1:37.011	
2	28.852	85.2	50.179	97.9	17.224			1:36.255		5	30.292	81.4	49.840	100.6	16.985				1:37.117	
3	26.613	86.3	50.396	99.9	16.616			1:33.625		6	27.455	91.2	48.369	101.6	16.549	92.1			1:32.373	

42 Jeremy Deeley (C2)										Cooper T52										
lap	Sect-1	Speed	Sect-2	Speed	Sect-3	Speed	TopSpeed	laptime	pit	lap	Sect-1	Speed	Sect-2	Speed	Sect-3	Speed	Topspeed	laptime	pit	
1	30.118	75.1	51.648	101.9	18.031			1:39.797		5	30.985	90.9	48.815	102.2	17.602				1:37.402	
2	27.867	87.2	51.889	99.5	17.858			1:37.614		6	27.483	90.8	48.881	102.0	In				2:04.223	P
3	26.892	101.0	49.792	101.9	16.694			1:33.378		7	Out	88.1	51.126	101.1	16.799				5:39.743	P
4	28.302	85.5	49.851	102.8	17.121	73.0		1:35.274		8	26.769	97.3	49.077	102.5	16.851				1:32.697	

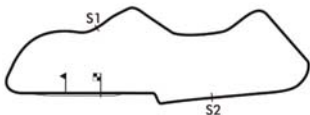
48 John Delane (D2)										Lotus 18										
lap	Sect-1	Speed	Sect-2	Speed	Sect-3	Speed	TopSpeed	laptime	pit	lap	Sect-1	Speed	Sect-2	Speed	Sect-3	Speed	Topspeed	laptime	pit	
1	27.974	79.0	49.472	105.7	16.592			1:34.038		7	24.914	92.8	46.625	108.6	16.100	96.3			1:27.639	
2	26.002	86.2	47.352	108.4	16.247			1:29.601		8	25.362	95.6	47.972	108.8	18.889				1:32.223	
3	25.826	90.7	47.784	109.7	15.854	96.7		1:29.464		9	24.935	92.0	47.232	107.7	16.346	94.4			1:28.513	
4	25.553	80.6	49.608	104.9	16.309			1:31.470		10	24.457	99.4	46.122	106.2	18.148				1:28.727	
5	25.322	88.4	47.397	108.4	15.804			1:28.523		11	26.563	69.8	50.390	110.0	16.257	95.5			1:33.210	
6	25.592	89.7	46.413	109.0	15.864			1:27.869		12	24.951	97.4	45.426	109.3	15.610				1:25.987	

54 Martin Halusa (E1)										Lotus 22										
lap	Sect-1	Speed	Sect-2	Speed	Sect-3	Speed	TopSpeed	laptime	pit	lap	Sect-1	Speed	Sect-2	Speed	Sect-3	Speed	Topspeed	laptime	pit	
1	28.392	82.8	51.209	109.0	17.388	85.9		1:36.989		7	25.524	95.8	46.277	113.2	15.955				1:27.756	
2	28.381	84.3	48.922	108.1	17.100			1:34.403		8	25.957	90.4	47.507	106.9	17.027	92.6			1:30.491	
3	26.603	95.0	47.189	111.1	16.277	99.8		1:30.069		9	26.051	94.6	45.946	113.5	16.053				1:28.050	
4	25.642	92.3	46.713	113.4	16.217	99.6		1:28.572		10	25.483	94.8	47.065	113.5	15.690	100.9			1:28.238	
5	26.154	85.0	47.535	114.5	15.972			1:29.661		11	26.239	79.5	47.224	112.6	16.522	98.6			1:29.985	
6	26.207	88.3	48.675	103.7	16.284	99.5		1:31.166		12	25.133	97.1	45.165	111.5	16.596	99.5			1:26.894	

59 Peter De La Roche (D2)										BMC Mk2										
lap	Sect-1	Speed	Sect-2	Speed	Sect-3	Speed	TopSpeed	laptime	pit	lap	Sect-1	Speed	Sect-2	Speed	Sect-3	Speed	Topspeed	laptime	pit	
1	28.833	71.9	51.678	107.9	16.337			1:36.848		6	26.346	87.1	49.622	105.7	15.404				1:31.372	
2	27.319	83.6	49.258	106.5	16.453	94.8		1:33.030		7	24.608	104.9	47.335	107.4	15.224	96.7			1:27.167	
3	25.143	107.1	46.909	105.0	15.399			1:27.451		8	25.624	103.2	46.107	107.2	15.447	96.6			1:27.178	
4	24.942	99.7	46.164	105.4	15.184			1:26.290		9	24.272	107.3	45.381	107.4	15.173	96.9			1:24.826	
5	25.124	88.7	47.845	96.3	17.343	93.5		1:30.312		10	24.297	106.9	48.782	105.0	In				1:34.712	P

66 Alex Morton (D2)										Ausper T3										
lap	Sect-1	Speed	Sect-2	Speed	Sect-3	Speed	TopSpeed	laptime	pit	lap	Sect-1	Speed	Sect-2	Speed	Sect-3	Speed	Topspeed	laptime	pit	
1	25.159	94.3	46.927	106.9	15.676			1:27.762		8	24.649	96.3	46.936	107.2	16.027	99.6			1:27.612	
2	25.001	98.4	46.452	106.0	16.313	95.5		1:27.766		9	25.125	97.6	47.460	103.0	16.187				1:28.772	
3	25.539	72.1	48.627	110.6	18.094			1:32.260		10	26.046	83.1	49.811	111.1	15.606				1:31.463	
4	26.458	91.8	47.811	109.0	15.832			1:30.101		11	25.532	95.4	48.859	109.1	15.677	100.0			1:30.068	
5	25.313	96.9	46.275	108.6	16.452			1:28.040		12	24.870	96.7	49.048	102.8	15.742				1:29.660	
6	25.360	94.2	46.785	109.1	15.803	98.9		1:27.948		13	26.110	93.0	48.720	90.9	16.747	99.0			1:31.577	
7	25.803	82.4	48.943	106.0	16.476			1:31.222		14										

68 James Murray (E1)										Lola Mk5A										
lap	Sect-1	Speed	Sect-2	Speed	Sect-3	Speed	TopSpeed	laptime	pit	lap	Sect-1	Speed	Sect-2	Speed	Sect-3	Speed	Topspeed	laptime	pit	
1	23.975	105.1	44.549	112.8	14.218	103.4		1:22.742		8	23.533	107.4	43.112	115.5	14.344	102.8			1:20.989	
2	23.010	112.8	44.209	113.9	14.206	102.3		1:21.425		9	23.225	111.7	42.747	114.9	14.397	101.9			1:20.369	
3	23.025	109.5	42.397	116.1	22.507			1:27.929		10	23.951	98.8	44.979	114.9	14.633	101.6			1:23.563	
4	25.488	106.9	44.883	112.8	14.609			1:24.980		11	23.111	109.3	46.395	112.8	14.500	101.7			1:24.006	
5	24.280	101.6	44.611	111.3	14.762			1:23.653		12	23.509	93.8	45.219	114.3	14.626				1:23.354	
6	24.392	101.3	44.753	113.5	14.447	103.6		1:23.592		13	23.058	113.1	42.330	117.1	14.456	102.6			1:19.844	
7	25.764	67.6	45.626	118.5	16.655	100.6		1:28.045		14										



Session Start: 18:19:05 - Finish: 18:38:51
Weather/Track Conditions: Cloud / Dry
Circuit: Donington Park National
Track Length: 3.185 Km - 1.9791 miles

Donington Historic Festival - 28 - 30 Apr 2017

FJHRA/HSCC 'Silverline' Championship pre-64 Front & Rear-Engined Formula Juniors Qualifying for Race 7 - Sector Analysis

70 John Fyda (E1)										Brabham BT6										
lap	Sect-1	Speed	Sect-2	Speed	Sect-3	Speed	TopSpeed	laptime	pit	lap	Sect-1	Speed	Sect-2	Speed	Sect-3	Speed	Topspeed	laptime	pit	
1	24.000	96.3	44.669	116.5	15.036			1:23.705		8	23.005	106.9	43.988	119.6	14.588	106.5			1:21.581	
2	23.355	113.0	44.255	116.9	15.230			1:22.840		9	23.589	106.9	44.509	117.1	14.609	106.4			1:22.707	
3	23.455	92.0	44.513	113.5	15.295	106.0		1:23.263		10	22.943	104.8	47.202	116.5	14.808				1:24.953	
4	23.787	101.0	44.813	116.9	15.178	105.0		1:23.778		11	23.293	101.8	43.674	118.8	14.818				1:21.785	
5	24.225	98.7	43.662	120.0	15.082	104.7		1:22.969		12	23.076	105.4	45.084	120.7	15.899				1:24.059	
6	24.552	93.5	45.890	118.3	14.873			1:25.315		13	30.033	90.8	44.674	118.8	14.592	103.4			1:29.299	
7	23.360	101.6	44.404	118.8	15.239	105.2		1:23.003		14										

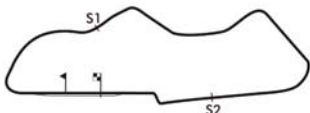
72 Tom De Gres (E2)										Cooper T59										
lap	Sect-1	Speed	Sect-2	Speed	Sect-3	Speed	TopSpeed	laptime	pit	lap	Sect-1	Speed	Sect-2	Speed	Sect-3	Speed	Topspeed	laptime	pit	
1	Out	66.2	54.222	104.7	17.279	93.5		1:38.445		5	26.261	92.6	50.599	95.1	17.676				1:34.536	
2	25.338	93.2	52.066	104.1	16.241			1:33.645		6	26.827	86.0	49.950	104.6	16.295				1:33.072	
3	26.508	89.4	51.475	101.4	17.266			1:35.249		7	25.395	91.2	48.873	104.1	16.567				1:30.835	
4	26.038	89.4	49.747	101.1	17.910	89.4		1:33.695		8										

75 Peter Morton (E1)										Lightning Envoyette										
lap	Sect-1	Speed	Sect-2	Speed	Sect-3	Speed	TopSpeed	laptime	pit	lap	Sect-1	Speed	Sect-2	Speed	Sect-3	Speed	Topspeed	laptime	pit	
1	24.223	107.4	43.783	114.9	15.171			1:23.177		8	23.383	115.1	44.593	116.9	14.929	104.4			1:22.905	
2	23.454	104.9	46.777	115.1	14.889	103.4		1:25.120		9	23.074	116.0	44.807	116.3	14.900	104.7			1:22.781	
3	23.076	109.9	43.709	115.3	14.862			1:21.647		10	23.655	93.3	45.210	116.7	14.637				1:23.502	
4	24.994	89.6	45.211	117.1	15.280			1:25.485		11	23.403	110.6	43.906	116.5	15.261	102.5			1:22.570	
5	23.799	102.3	44.151	114.7	14.819			1:22.769		12	23.156	107.8	45.881	95.0	16.554				1:25.591	
6	23.970	95.2	44.466	115.1	15.065	104.4		1:23.501		13	23.058	104.8	46.111	117.3	15.184	103.9			1:24.353	
7	24.664	85.1	46.515	113.0	15.379			1:26.558		14										

76 John Rees (E1)										Lotus 22										
lap	Sect-1	Speed	Sect-2	Speed	Sect-3	Speed	TopSpeed	laptime	pit	lap	Sect-1	Speed	Sect-2	Speed	Sect-3	Speed	Topspeed	laptime	pit	
1	28.345	86.7	50.625	98.3	18.996			1:37.966		7	25.946	101.2	48.517	99.5	16.164				1:30.627	
2	27.036	87.1	49.244	98.4	16.470			1:32.750		8	27.131	99.0	48.444	97.4	16.943	87.9			1:32.518	
3	26.424	95.4	49.618	98.6	16.860	89.1		1:32.902		9	25.973	96.7	49.163	98.4	17.361				1:32.497	
4	27.134	97.0	51.238	97.0	17.151			1:35.523		10	26.219	95.2	49.561	97.7	16.357	88.4			1:32.137	
5	27.967	82.5	48.647	97.9	16.458	88.5		1:33.072		11	26.209	94.7	48.995	98.3	16.488				1:31.692	
6	26.896	86.7	49.090	98.0	16.312			1:32.298		12	25.894	100.2	47.439	95.0	16.291	88.2			1:29.624	

78 Benn Tilley (E1)										Lotus 22										
lap	Sect-1	Speed	Sect-2	Speed	Sect-3	Speed	TopSpeed	laptime	pit	lap	Sect-1	Speed	Sect-2	Speed	Sect-3	Speed	Topspeed	laptime	pit	
1	26.505	90.8	49.132	97.2	17.063			1:32.700		8	23.429	100.6	46.317	112.6	15.487	103.7			1:25.233	
2	26.377	89.6	47.770	113.7	15.233			1:29.380		9	23.598	108.6	42.952	115.5	14.776	104.7			1:21.326	
3	24.179	102.1	44.933	114.5	15.104	105.2		1:24.216		10	23.265	110.2	46.936	115.1	15.200				1:25.401	
4	23.546	110.0	43.590	115.5	14.821			1:21.957		11	24.142	98.8	43.792	115.7	14.752				1:22.686	
5	24.974	73.5	45.801	115.1	15.364	102.5		1:26.139		12	24.905	90.2	46.325	115.9	14.810				1:26.040	
6	24.532	90.0	44.930	115.1	14.910			1:24.372		13	23.513	107.8	43.645	116.1	15.170	98.3			1:22.328	
7	23.579	106.1	43.531	115.5	14.972			1:22.082		14										

79 Michael Hibberd (E1)										Lotus 22										
lap	Sect-1	Speed	Sect-2	Speed	Sect-3	Speed	TopSpeed	laptime	pit	lap	Sect-1	Speed	Sect-2	Speed	Sect-3	Speed	Topspeed	laptime	pit	
1	24.282	98.7	45.754	115.1	15.241	98.6		1:25.277		8	23.879	109.2	44.148	117.5	14.573				1:22.600	
2	25.207	100.9	43.987	118.1	15.199			1:24.393		9	23.660	104.3	43.169	118.3	14.563				1:21.392	
3	23.373	106.1	43.114	117.9	15.594	86.5		1:22.081		10	23.355	103.7	45.099	116.9	14.487	105.4			1:22.941	
4	24.832	103.8	43.829	117.1	14.778			1:23.439		11	23.008	107.3	44.299	118.8	14.799				1:22.106	
5	23.854	107.3	44.542	118.5	14.743			1:23.139		12	23.613	90.7	47.341	119.4	14.762				1:25.716	
6	25.800	94.2	44.410	116.3	14.607			1:24.817		13	23.192	110.4	42.339	119.8	14.324	105.2			1:19.855	
7	26.278	62.8	45.741	119.4	17.108			1:29.127		14										



Session Start: 18:19:05 - Finish: 18:38:51
Weather/Track Conditions: Cloud / Dry
Circuit: Donington Park National
Track Length: 3.185 Km - 1.9791 miles

Donington Historic Festival - 28 - 30 Apr 2017

FJHRA/HSCC 'Silverline' Championship pre-64 Front & Rear-Engined Formula Juniors

Qualifying for Race 7 - Sector Analysis

81 Steve Futter (D2)									Lotus 20										
lap	Sect-1	Speed	Sect-2	Speed	Sect-3	Speed	TopSpeed	laptime	pit	lap	Sect-1	Speed	Sect-2	Speed	Sect-3	Speed	Topspeed	laptime	pit
1	28.664	72.7	54.274	102.0	17.909	98.0		1:40.847		7	26.966	78.5	51.897	108.8	17.133			1:35.996	
2	28.251	78.8	53.063	107.7	18.654	84.6		1:39.968		8	27.272	82.1	51.100	109.8	16.748	95.8		1:35.120	
3	29.346	79.3	53.916	96.6	18.106	97.7		1:41.368		9	28.103	85.0	52.848	106.9	17.571	93.3		1:38.522	
4	27.211	78.3	51.531	99.9	17.343			1:36.085		10	27.734	72.5	53.971	104.6	17.732	94.0		1:39.437	
5	28.821	71.6	51.962	94.7	17.739			1:38.522		11	27.229	79.1	50.754	100.0	17.992	96.7		1:35.975	
6	28.520	76.1	53.858	108.4	18.070			1:40.448		12									

83 Jonathan Fyda (D2)									Ecosse U2										
lap	Sect-1	Speed	Sect-2	Speed	Sect-3	Speed	TopSpeed	laptime	pit	lap	Sect-1	Speed	Sect-2	Speed	Sect-3	Speed	Topspeed	laptime	pit
1	25.249	94.2	47.040	107.7	15.228			1:27.517		3	24.795	97.7	47.323	110.0	15.677			1:27.795	
2	24.885	100.3	46.182	110.7	15.406			1:26.473		4	26.154	88.5	47.318	108.8	16.050			1:29.522	

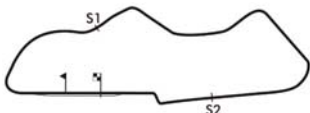
84 Mark Woodhouse (E1)									Lotus 20/22										
lap	Sect-1	Speed	Sect-2	Speed	Sect-3	Speed	TopSpeed	laptime	pit	lap	Sect-1	Speed	Sect-2	Speed	Sect-3	Speed	Topspeed	laptime	pit
1	23.724	99.9	44.167	113.7	14.863	102.0		1:22.754		7	25.419	83.2	44.531	112.0	15.123	101.4		1:25.073	
2	23.804	99.6	43.605	113.9	14.758			1:22.167		8	23.622	104.6	43.945	113.7	14.619	103.1		1:22.186	
3	23.384	102.1	43.671	110.9	18.157	91.4		1:25.212		9	23.803	104.0	46.635	110.7	15.126	104.1		1:25.564	
4	23.970	102.4	44.394	113.0	14.824			1:23.188		10	23.356	105.1	43.681	115.1	15.534	102.5		1:22.571	
5	23.611	101.0	43.517	113.2	14.693			1:21.821		11	23.046	110.2	43.876	114.3	15.497			1:22.419	
6	24.159	83.1	46.083	113.9	16.969	100.0		1:27.211		12	24.082	108.3	53.889	84.7	In			1:42.424	P

85 John Chisholm (D2)									Gemini Mk3A										
lap	Sect-1	Speed	Sect-2	Speed	Sect-3	Speed	TopSpeed	laptime	pit	lap	Sect-1	Speed	Sect-2	Speed	Sect-3	Speed	Topspeed	laptime	pit
1	24.664	98.6	45.865	112.0	17.601	97.7		1:28.130		8	24.387	104.9	45.511	109.3	17.261	97.7		1:27.159	
2	24.343	99.0	44.911	113.7	15.644			1:24.898		9	24.803	104.0	45.471	110.0	15.808	97.4		1:26.082	
3	24.392	99.4	45.657	112.4	16.374	99.6		1:26.423		10	24.409	104.1	46.842	107.9	15.909			1:27.160	
4	24.829	98.4	46.067	112.8	15.930	100.2		1:26.826		11	24.244	105.1	46.130	108.4	16.290	93.6		1:26.664	
5	24.343	101.3	46.327	112.0	15.515			1:26.185		12	25.673	98.7	46.167	105.5	16.231	93.4		1:28.071	
6	24.949	99.6	45.558	111.3	16.155	95.5		1:26.662		13	25.235	107.1	46.112	104.1	16.139	90.7		1:27.486	
7	25.538	103.0	44.901	113.4	16.622	97.3		1:27.061		14									

86 Steve Jones (E1)									Cooper T67										
lap	Sect-1	Speed	Sect-2	Speed	Sect-3	Speed	TopSpeed	laptime	pit	lap	Sect-1	Speed	Sect-2	Speed	Sect-3	Speed	Topspeed	laptime	pit
1	25.201	95.0	47.189	104.7	15.978			1:28.368		8	23.924	104.6	46.370	112.2	15.704			1:25.998	
2	24.281	100.7	46.019	112.2	16.373			1:26.673		9	23.986	99.1	48.188	100.6	17.405	99.5		1:29.579	
3	24.948	77.3	49.790	110.7	16.526	98.7		1:31.264		10	24.466	106.3	45.503	113.4	15.340	101.7		1:25.309	
4	24.001	100.4	45.720	112.8	15.839	101.4		1:25.560		11	23.376	106.1	46.551	112.8	15.117	102.0		1:25.044	
5	24.794	95.0	47.664	108.6	16.815	100.5		1:29.273		12	24.883	82.1	47.897	111.5	15.290	101.4		1:28.070	
6	26.061	87.4	47.688	113.0	15.730	101.3		1:29.479		13	24.477	106.8	45.174	112.8	15.554			1:25.205	
7	27.051	73.2	47.617	112.2	15.884			1:30.552		14									

87 Andrew Wilkinson (D2)									Lynx T3										
lap	Sect-1	Speed	Sect-2	Speed	Sect-3	Speed	TopSpeed	laptime	pit	lap	Sect-1	Speed	Sect-2	Speed	Sect-3	Speed	Topspeed	laptime	pit
1	26.252	96.3	47.826	100.3	16.932			1:31.010		8	24.774	101.0	45.546	115.3	14.971	100.9		1:25.291	
2	25.030	103.7	44.353	115.1	15.669			1:25.052		9	23.823	103.3	45.162	112.4	15.405			1:24.390	
3	24.278	93.5	45.852	115.3	15.557	97.0		1:25.687		10	23.373	109.5	45.844	112.2	15.533			1:24.750	
4	23.737	102.7	44.186	114.1	16.030	95.4		1:23.953		11	24.320	94.3	44.522	115.5	15.061			1:23.903	
5	23.975	103.3	44.458	111.8	14.937	100.6		1:23.370		12	26.291	82.9	47.595	113.7	15.726	100.8		1:29.612	
6	26.258	88.7	45.258	115.1	15.331	100.2		1:26.847		13	24.048	103.7	44.309	114.9	16.835			1:25.192	
7	24.446	102.7	44.484	115.1	14.753	100.2		1:23.683		14									

88 Lukas Halusa (D2)									Lotus 20										
lap	Sect-1	Speed	Sect-2	Speed	Sect-3	Speed	TopSpeed	laptime	pit	lap	Sect-1	Speed	Sect-2	Speed	Sect-3	Speed	Topspeed	laptime	pit
1	27.677	88.8	49.697	110.2	16.574			1:33.948		6	24.019	101.2	44.651	113.2	15.394			1:24.064	
2	25.304	96.2	1:21.429	57.0	In			2:15.501	P	7	24.115	104.5	48.470	97.4	17.231			1:29.816	
3	Out	83.7	48.253	106.5	16.554	97.0		3:22.382	P	8	24.142	101.0	44.050	110.9	15.201			1:23.393	
4	25.106	99.7	45.388	113.0	15.690	100.5		1:26.184		9	23.920	108.8	2:43.074	62.8	In			3:38.409	P
5	24.179	98.0	45.289	115.5	15.605	103.4		1:25.073		10									



Session Start: 18:19:05 - Finish: 18:38:51

Weather/Track Conditions: Cloud / Dry

Circuit: Donington Park National

Track Length: 3.185 Km - 1.9791 miles

Donington Historic Festival - 28 - 30 Apr 2017

FJHRA/HSCC 'Silverline' Championship pre-64 Front & Rear-Engined Formula Juniors Qualifying for Race 7 - Sector Analysis

93 Rudolf Ernst (D1)										PBA Mk2									
lap	Sect-1	Speed	Sect-2	Speed	Sect-3	Speed	TopSpeed	laptime	pit	lap	Sect-1	Speed	Sect-2	Speed	Sect-3	Speed	Topspeed	laptime	pit
1	29.947	75.3	55.631	89.4	17.790	78.3		1:43.368		6	28.486	94.6	53.220	90.1	18.436	78.5		1:40.142	
2	31.303	81.4	54.642	91.2	19.626	76.0		1:45.571		7	30.911	88.9	54.208	85.6	18.574	74.8		1:43.693	
3	28.788	94.2	51.205	89.5	17.589	80.0		1:37.582		8	28.853	93.4	53.787	89.8	17.557	80.1		1:40.197	
4	28.879	87.1	53.247	89.5	17.905			1:40.031		9	28.706	93.2	55.213	86.9	18.603			1:42.522	
5	29.414	82.1	52.373	91.0	17.608			1:39.395		10	30.446	83.5	56.532	88.9	18.046	78.9		1:45.024	

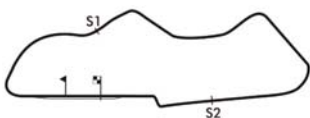
95 Robs Lamplough (E1)										Brabham BT2									
lap	Sect-1	Speed	Sect-2	Speed	Sect-3	Speed	TopSpeed	laptime	pit	lap	Sect-1	Speed	Sect-2	Speed	Sect-3	Speed	Topspeed	laptime	pit
1	24.924	91.6	47.340	109.1	15.759	96.3		1:28.023		8	25.320	94.4	47.107	110.4	16.052	97.3		1:28.479	
2	24.677	97.6	46.866	110.0	15.764	98.0		1:27.307		9	25.054	91.6	47.652	108.3	15.939			1:28.645	
3	25.911	77.5	48.299	109.8	16.674			1:30.884		10	26.376	85.1	49.247	108.1	16.453	96.9		1:32.076	
4	26.212	87.7	47.483	109.7	16.581	97.0		1:30.276		11	25.135	95.8	48.792	105.2	15.670			1:29.597	
5	25.423	98.1	47.797	109.0	16.309			1:29.529		12	24.931	94.7	49.331	106.2	15.596			1:29.858	
6	26.275	90.4	47.649	107.6	15.825	97.7		1:29.749		13	25.425	96.6	47.623	107.4	15.778			1:28.826	
7	27.324	73.6	47.946	109.5	16.697	97.7		1:31.967		14									

96 Harindra De Silva (E1)										Brabham BT2									
lap	Sect-1	Speed	Sect-2	Speed	Sect-3	Speed	TopSpeed	laptime	pit	lap	Sect-1	Speed	Sect-2	Speed	Sect-3	Speed	Topspeed	laptime	pit
1	25.100	92.1	47.907	114.7	15.662			1:28.669		7	25.947	84.5	47.523	114.7	15.910	101.6		1:29.380	
2	24.668	92.1	50.136	113.7	18.022			1:32.826		8	24.688	98.4	47.291	116.1	15.215	101.3		1:27.194	
3	25.409	95.6	46.918	116.7	15.953			1:28.280		9	24.542	98.7	46.648	114.3	15.670			1:26.860	
4	25.706	91.6	48.795	116.3	15.325			1:29.826		10	24.280	94.4	46.898	115.9	16.076	101.6		1:27.254	
5	25.396	98.6	46.864	117.1	15.765			1:28.025		11	24.632	88.3	47.615	105.4	16.327	104.6		1:28.574	
6	24.779	79.1	48.588	115.9	16.652			1:30.019		12									

97 Hans Ciers (D2)										Lotus 20									
lap	Sect-1	Speed	Sect-2	Speed	Sect-3	Speed	TopSpeed	laptime	pit	lap	Sect-1	Speed	Sect-2	Speed	Sect-3	Speed	Topspeed	laptime	pit
1	30.654	73.3	57.616	87.9	19.841	85.8		1:48.111		6	30.295	73.9	55.222	96.6	17.576	94.3		1:43.093	
2	31.466	63.4	57.207	95.8	17.731	88.6		1:46.404		7	30.617	73.4	56.619	93.8	17.935	95.5		1:45.171	
3	30.678	67.4	56.349	92.7	18.036			1:45.063		8	29.441	76.3	54.468	94.3	20.677			1:44.586	
4	30.505	67.7	56.585	94.6	20.335			1:47.425		9	30.087	74.1	57.660	101.9	17.318			1:45.065	
5	30.842	70.7	57.150	99.2	18.685	83.1		1:46.677		10	28.823	78.0	54.221	84.5	20.223			1:43.267	

166 Sharon Adelman (E1)										Brabham BT6									
lap	Sect-1	Speed	Sect-2	Speed	Sect-3	Speed	TopSpeed	laptime	pit	lap	Sect-1	Speed	Sect-2	Speed	Sect-3	Speed	Topspeed	laptime	pit
1	31.711	74.2	58.870	93.5	19.100	96.3		1:49.681		6	30.282	72.8	57.992	107.4	17.811	97.3		1:46.085	
2	29.460	78.7	55.917	104.7	18.090			1:43.467		7	30.061	80.9	57.364	108.1	17.776			1:45.201	
3	29.321	82.0	57.090	90.6	18.402			1:44.813		8	30.446	64.0	57.301	103.4	17.902			1:45.649	
4	29.916	75.1	58.284	99.6	18.838			1:47.038		9	29.744	76.3	57.332	103.0	17.568	88.9		1:44.644	
5	29.884	78.5	55.512	107.0	17.917			1:43.313		10	29.543	76.3	56.726	104.6	18.394	88.4		1:44.663	

172 Chris Chilcott (E1)										Brabham BT2									
lap	Sect-1	Speed	Sect-2	Speed	Sect-3	Speed	TopSpeed	laptime	pit	lap	Sect-1	Speed	Sect-2	Speed	Sect-3	Speed	Topspeed	laptime	pit
1	25.417	97.4	45.939	113.0	16.305	101.3		1:27.661		6	25.094	96.3	44.462	113.9	16.261	102.0		1:25.817	
2	24.761	100.3	44.945	113.9	16.950	97.7		1:26.656		7	24.771	102.6	44.230	115.9	In			1:29.742	P
3	25.413	97.8	45.679	112.8	16.586			1:27.678		8	Out	83.6	45.849	114.9	15.397	102.0		2:52.279	P
4	25.087	94.1	45.399	115.7	16.006	101.7		1:26.492		9	23.805	107.3	1:46.250	113.4	15.896	101.4		2:25.951	
5	24.586	97.8	45.432	116.1	16.223			1:26.241		10	26.654	73.0	48.985	115.3	15.861			1:31.500	

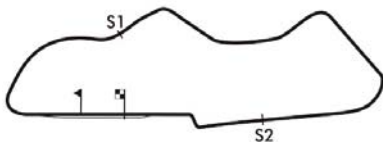


Session Start: 18:19:05 - Finish: 18:38:51
Weather/Track Conditions: Cloud / Dry
Circuit: Donington Park National
Track Length: 3.185 Km - 1.9791 miles

Donington Historic Festival - 28 - 30 Apr 2017

FJHRA/HSCC 'Silverline' Championship pre-64 Front & Rear-Engined Formula Juniors Qualifying for Race 7 - Best Sector Times

SECTOR 1			SECTOR 2			SECTOR 3			IDEAL / BEST LAP COMPARISON						
NO	TIME	LAP	NO	TIME	LAP	NO	TIME	LAP	NO	NAME	BEST	IN	IDEAL	DIFF	
1	70	22.943	10	68	42.330	13	68	14.206	2	68	James Murray	1:19.844	13	1:19.546	+0.298
2	79	23.008	11	79	42.339	13	79	14.324	13	79	Michael Hibberd	1:19.855	13	1:19.671	+0.184
3	68	23.010	2	36	42.805	11	70	14.588	8	78	Benn Tilley	1:21.326	9	1:20.969	+0.357
4	84	23.046	11	78	42.952	9	84	14.619	8	36	Andy Willis	1:21.392	11	1:20.966	+0.426
5	75	23.058	13	2	43.240	8	75	14.637	10	70	John Fyda	1:21.581	8	1:21.193	+0.388
6	78	23.265	10	84	43.517	5	36	14.655	10	75	Peter Morton	1:21.647	3	1:21.404	+0.243
7	87	23.373	10	70	43.662	5	78	14.752	11	84	Mark Woodhouse	1:21.821	5	1:21.182	+0.639
8	86	23.376	11	75	43.709	3	87	14.753	7	2	Christopher Milner	1:21.861	8	1:21.599	+0.262
9	2	23.386	10	88	44.050	8	2	14.973	6	87	Andrew Wilkinson	1:23.370	5	1:22.312	+1.058
10	36	23.506	7	87	44.186	4	86	15.117	11	88	Lukas Halusa	1:23.393	8	1:23.171	+0.222
11	172	23.805	9	172	44.230	7	59	15.173	9	59	Peter De La Roche	1:24.826	9	1:24.826	+0.000
12	88	23.920	9	85	44.901	7	88	15.201	8	85	John Chisholm	1:24.898	2	1:24.660	+0.238
13	85	24.244	11	54	45.165	12	96	15.215	8	86	Steve Jones	1:25.044	11	1:23.667	+1.377
14	59	24.272	9	86	45.174	13	83	15.228	1	172	Chris Chilcott	1:25.817	6	1:23.432	+2.385
15	96	24.280	10	59	45.381	9	172	15.397	8	48	John Delane	1:25.987	12	1:25.493	+0.494
16	48	24.457	10	48	45.426	12	85	15.515	5	34	Nick Finburgh	1:26.260	9	1:26.161	+0.099
17	66	24.649	8	34	45.790	9	34	15.535	9	83	Jonathan Fyda	1:26.473	2	1:26.205	+0.268
18	95	24.677	2	83	46.182	2	95	15.596	12	96	Harindra De Silva	1:26.860	9	1:26.143	+0.717
19	83	24.795	3	66	46.275	5	66	15.606	10	54	Martin Halusa	1:26.894	12	1:25.988	+0.906
20	14	24.822	10	96	46.648	9	48	15.610	12	95	Robs Lamplough	1:27.307	2	1:27.139	+0.168
21	34	24.836	2	95	46.866	2	54	15.690	10	66	Alex Morton	1:27.612	8	1:26.530	+1.082
22	54	25.133	12	33	46.940	12	33	15.828	10	33	Stuart Tizzard	1:28.296	10	1:28.026	+0.270
23	33	25.258	10	38	47.220	2	14	15.904	8	14	Crispian Besley	1:28.666	9	1:27.974	+0.692
24	72	25.338	2	14	47.248	3	38	16.130	3	38	Gil Duffy	1:29.317	3	1:29.029	+0.288
25	38	25.679	10	76	47.439	12	76	16.164	7	76	John Rees	1:29.624	12	1:29.497	+0.127
26	76	25.894	12	41	48.369	6	72	16.241	2	72	Tom De Gres	1:30.835	7	1:30.452	+0.383
27	40	26.176	10	42	48.815	5	41	16.549	6	41	Peter Fenichel	1:32.373	6	1:31.133	+1.240
28	41	26.215	7	72	48.873	7	42	16.694	3	40	Chris Wilks	1:32.567	11	1:31.902	+0.665
29	42	26.769	8	40	48.985	6	40	16.741	11	42	Jeremy Deeley	1:32.697	8	1:32.278	+0.419
30	81	26.966	7	81	50.754	11	81	16.748	8	81	Steve Futter	1:35.120	8	1:34.468	+0.652
31	93	28.486	6	93	51.205	3	97	17.318	9	93	Rudolf Ernst	1:37.582	3	1:37.248	+0.334
32	97	28.823	10	97	54.221	10	93	17.557	8	97	Hans Ciers	1:43.093	6	1:40.362	+2.731
33	166	29.321	3	166	55.512	5	166	17.568	9	166	Sharon Adelman	1:43.313	5	1:42.401	+0.912
34	661			661			661								



Session Start: 18:19:05 - Finish: 18:38:51

Weather/Track Conditions: Cloud / Dry

Circuit: Donington Park National

Track Length: 3.185 Km - 1.9791 miles

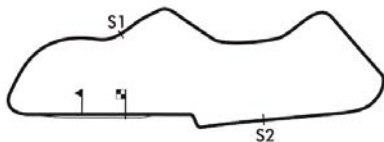


Donington Historic Festival - 28 - 30 Apr 2017

FJHRA/HSCC 'Silverline' Championship pre-64 Front & Rear-Engined Formula Juniors

Qualifying for Race 7 - Best Sector Speeds

	NO	SECTOR 1	MPH	NO	SECTOR 2	MPH	NO	SECTOR 3	MPH
1	75	Peter Morton	116.0	70	John Fyda	120.7	70	John Fyda	107.7
2	36	Andy Willis	113.7	79	Michael Hibberd	119.8	78	Benn Tilley	105.5
3	68	James Murray	113.1	68	James Murray	118.5	79	Michael Hibberd	105.5
4	70	John Fyda	113.0	75	Peter Morton	117.3	75	Peter Morton	105.2
5	2	Christopher Milner	111.8	96	Harindra De Silva	117.1	2	Christopher Milner	104.6
6	79	Michael Hibberd	110.4	78	Benn Tilley	116.1	96	Harindra De Silva	104.6
7	78	Benn Tilley	110.2	172	Chris Chilcott	116.1	84	Mark Woodhouse	104.1
8	84	Mark Woodhouse	110.2	87	Andrew Wilkinson	115.5	68	James Murray	103.6
9	87	Andrew Wilkinson	109.5	88	Lukas Halusa	115.5	88	Lukas Halusa	103.4
10	88	Lukas Halusa	108.8	84	Mark Woodhouse	115.1	86	Steve Jones	102.5
11	59	Peter De La Roche	107.3	2	Christopher Milner	114.9	172	Chris Chilcott	102.0
12	172	Chris Chilcott	107.3	54	Martin Halusa	114.5	87	Andrew Wilkinson	101.4
13	85	John Chisholm	107.1	85	John Chisholm	113.7	54	Martin Halusa	100.9
14	86	Steve Jones	106.8	86	Steve Jones	113.4	85	John Chisholm	100.6
15	76	John Rees	101.2	36	Andy Willis	112.4	66	Alex Morton	100.2
16	42	Jeremy Deeley	101.0	66	Alex Morton	111.1	83	Jonathan Fyda	100.2
17	34	Nick Finburgh	100.7	83	Jonathan Fyda	110.7	36	Andy Willis	99.6
18	14	Crispian Besley	100.4	95	Robs Lamplough	110.4	81	Steve Futter	98.6
19	83	Jonathan Fyda	100.3	48	John Delane	110.0	34	Nick Finburgh	98.3
20	48	John Delane	99.4	81	Steve Futter	109.8	95	Robs Lamplough	98.0
21	96	Harindra De Silva	98.7	34	Nick Finburgh	109.5	38	Gil Duffy	97.4
22	40	Chris Wilks	98.6	38	Gil Duffy	108.1	166	Sharon Adelman	97.3
23	66	Alex Morton	98.4	166	Sharon Adelman	108.1	48	John Delane	97.2
24	95	Robs Lamplough	98.1	14	Crispian Besley	107.9	59	Peter De La Roche	96.9
25	38	Gil Duffy	98.0	59	Peter De La Roche	107.9	14	Crispian Besley	96.7
26	33	Stuart Tizzard	97.8	72	Tom De Gres	104.7	72	Tom De Gres	95.5
27	54	Martin Halusa	97.1	33	Stuart Tizzard	104.4	97	Hans Ciers	95.5
28	93	Rudolf Ernst	94.6	40	Chris Wilks	104.2	40	Chris Wilks	94.2
29	72	Tom De Gres	93.2	42	Jeremy Deeley	102.8	33	Stuart Tizzard	94.0
30	41	Peter Fenichel	92.1	97	Hans Ciers	101.9	41	Peter Fenichel	92.6
31	81	Steve Futter	85.0	41	Peter Fenichel	101.6	42	Jeremy Deeley	91.5
32	166	Sharon Adelman	82.0	76	John Rees	99.5	76	John Rees	89.9
33	97	Hans Ciers	78.0	93	Rudolf Ernst	91.2	93	Rudolf Ernst	80.5
34	661	Cameron Jackson	0.0	661	Cameron Jackson	0.0	661	Cameron Jackson	0.0



Session Start: 18:19:05 - Finish: 18:38:51

Weather/Track Conditions: Cloud / Dry

Circuit: Donington Park National

Track Length: 3.185 Km - 1.9791 miles



Donington Historic Festival - 28 - 30 Apr 2017

FJHRA/HSCC 'Silverline' Championship pre-64 Front & Rear-Engined Formula Juniors Race 7 - Starting Grid - AMENDED

Sheet No:

Start Time : 14:50 - Heat Duration : 20 Minutes

16	31 166 Sharon Adelman	
15	29 93 Rudolf Ernst	30 97 Hans Ciers
14	27 42 Jeremy Deeley	28 81 Steve Futter
13	25 41 Peter Fenichel	26 40 Chris Wilks
12	23 76 John Rees	24 72 Tom De Gres
11	21 14 Crispian Besley	22 38 Gil Duffy
10	19 66 Alex Morton	20 33 Stuart Tizzard
9	17 54 Martin Halusa	18 95 Robs Lamplough
8	15 48 John Delane	16 34 Nick Finburgh
7	13 86 Steve Jones	14 172 Chris Chilcott
6	11 59 Peter De La Roche	12 85 John Chisholm
5	9 87 Andrew Wilkinson	10 88 Lukas Halusa
4	7 84 Mark Woodhouse	8 2 Christopher Milner
3	5 70 John Fyda	6 75 Peter Morton
2	3 78 Benn Tilley	4 36 Andy Willis
1	1 68 James Murray	2 79 Michael Hibberd
ROW	Pole Right	

CARS 83 & 96 WITHDRAWN

These results are provisional until the conclusion of any judicial and technical matters.

*Circuit: Donington Park National
Track Length: 3.185 Km - 1.9791 miles*

Clerk of the Course: <div style="text-align: right;">Julian Floyd</div>	Timekeeper: <div style="text-align: right;">Nick Palmer</div>	Issued at:
--	--	------------



Donington Historic Festival - 28 - 30 Apr 2017

FJHRA/HSCC 'Silverline' Championship pre-61 Front-Engined Formula Juniors

Race 1 - Classification

Sheet No:

POS	NO	DRIVER/S	CLASS	CLASS POS	CAR MAKE / MODEL	TIME	LAPS	GAP	DIFF	MPH	BEST	ON
1	20	John Sykes	B2	1	Merlyn Mk2	20:25.371	14	-- 14 laps		81.40	1:25.667	9
2	3	Justin Fleming	B2	2	Lola Mk2	20:25.928	14	0.557	0.557	81.36	1:24.838	13
3	11	Nick Taylor	B2	3	Elva 100	20:42.018	14	16.647	16.090	80.31	1:26.641	6
4	15	Ian Phillips	B2	4	BMC Mk1	20:45.849	14	20.478	3.831	80.06	1:26.388	6
5	115	Harindra De Silva	B2	5	Lola Mk2	20:50.553	14	25.182	4.704	79.76	1:26.614	6
6	117	Thomas Smith	B1	1	Scorpion Rytune	20:50.946	14	25.575	0.393	79.73	1:27.418	10
7	14	Crispian Besley	B2	6	Elva 100	20:55.246	14	29.875	4.300	79.46	1:26.955	6
8	4	Graham Barron	B1	2	Gemini Mk2	21:23.247	14	57.876	28.001	77.73	1:29.573	11
9	99	Simon Jones	B2	7	Elva 100	21:49.506	14	1:24.135	26.259	76.17	1:29.707	11
10	272	Nick Grewal	B2	8	Lola Mk2	21:51.807	14	1:26.436	2.301	76.03	1:29.952	12
11	9	Patrick Barford	B2	9	Lola Mk2	20:37.084	13	-- 13 laps	19.949	74.87	1:31.758	7
12	27	Tom De Gres	A	1	Stanguellini FJ	20:40.490	13	3.406	3.406	74.66	1:31.695	9
13	13	John Arnold	B1	3	Elva 100	20:40.859	13	3.775	0.369	74.64	1:31.725	9
14	90	Mark Haynes	B2	10	Nota FJ	21:10.892	13	33.808	30.033	72.87	1:34.425	13
15	119	Anthony Smith	B2	11	Elva 100	21:31.637	13	54.553	20.745	71.71	1:35.709	7
16	31	Hans Ciers	H	1	Mallock Mk3	21:55.478	13	1:18.394	23.841	70.41	1:36.351	11
17	19	Ralf Emmerling	B2	12	Gemini Mk2	17:48.030	12	-- 12 laps		80.05	1:26.987	11
18	5	Robin Longdon	B2	13	Lola Mk2	17:57.592	12	9.562	9.562	79.34	1:25.145	11
19	93	Rudolf Ernst	B2	14	Mitter FJ	21:04.550	12	3:16.520	3:06.958	67.61	1:37.496	8

----- FASTEST LAP SUMMARY -----

NO	DRIVER/S	CLASS	CAR MAKE / MODEL	FASTEST LAP	ON	MPH
3	Justin Fleming	B2	Lola Mk2	1:24.838	13	83.98
117	Thomas Smith	B1	Scorpion Rytune	1:27.418	10	81.50
27	Tom De Gres	A	Stanguellini FJ	1:31.695	9	77.70
31	Hans Ciers	H	Mallock Mk3	1:36.351	11	73.94

Session Start: 09:12:01 - Finish: 09:32:26

Weather/Track Conditions: Cloud/Dry

Circuit: Donington Park National

Track Length: 3.185 Km - 1.9791 miles

These results are provisional until the conclusion of any judicial and technical matters.

Clerk of the Course: <div style="text-align: right;">Julian Floyd</div>	Timekeeper: <div style="text-align: right;">Nick Palmer</div>	Issued at:
--	--	------------

Donington Historic Festival - 28 - 30 Apr 2017

FJHRA/HSCC 'Silverline' Championship pre-61 Front-Engined Formula Juniors

Race 1 - Sector Analysis

3 Justin Fleming (B2)										Lola Mk2									
lap	Sect-1	Speed	Sect-2	Speed	Sect-3	Speed	TopSpeed	laptime	pit	lap	Sect-1	Speed	Sect-2	Speed	Sect-3	Speed	Topspeed	laptime	pit
1				107.2	15.987	98.0		1:35.314		8	24.896	96.5	45.855	109.3	15.502	98.4		1:26.253	
2	26.380	86.2	46.961	108.8	16.286	97.4		1:29.627		9	24.905	95.4	45.600	109.5	15.497	98.6		1:26.002	
3	25.385	91.9	46.298	109.5	16.093			1:27.776		10	24.730	100.2	45.608	109.0	16.165	97.6		1:26.503	
4	24.783	97.4	45.815	109.1	15.566	97.7		1:26.164		11	24.321	99.4	45.286	109.8	17.555			1:27.162	
5	24.710	94.1	45.564	110.4	17.284	91.9		1:27.558		12	24.946	97.7	45.854	109.8	16.439	95.2		1:27.239	
6	25.591	85.6	45.841	109.1	16.222			1:27.654		13	24.363	98.0	45.089	109.3	15.386	99.5		1:24.838	
7	24.924	90.3	46.309	108.8	15.742	98.9		1:26.975		14	24.645	103.0	45.256	111.1	16.962			1:26.863	

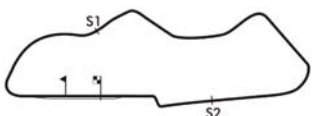
4 Graham Barron (B1)										Gemini Mk2									
lap	Sect-1	Speed	Sect-2	Speed	Sect-3	Speed	TopSpeed	laptime	pit	lap	Sect-1	Speed	Sect-2	Speed	Sect-3	Speed	Topspeed	laptime	pit
1			50.795	99.3	16.655	87.1		1:40.231		8	26.132	95.8	48.670	97.2	16.268			1:31.070	
2	26.583	96.3	48.996	98.2	16.263	87.1		1:31.842		9	25.988	95.0	48.354	96.9	15.809			1:30.151	
3	26.342	96.7	48.588	96.6	16.106			1:31.036		10	25.571	93.4	48.580	96.9	16.127	88.8		1:30.278	
4	26.269	99.1	48.862	97.7	16.863			1:31.994		11	25.578	100.9	48.060	97.9	15.935	88.7		1:29.573	
5	26.006	98.3	48.569	96.9	17.454	85.9		1:32.029		12	25.901	98.4	48.044	98.7	16.043	89.1		1:29.988	
6	26.454	91.6	49.433	96.7	16.170	88.4		1:32.057		13	25.898	95.2	49.400	97.7	16.285			1:31.583	
7	26.051	99.4	48.685	97.3	15.962			1:30.698		14	25.999	94.6	48.593	97.7	16.125			1:30.717	

5 Robin Longdon (B2)										Lola Mk2									
lap	Sect-1	Speed	Sect-2	Speed	Sect-3	Speed	TopSpeed	laptime	pit	lap	Sect-1	Speed	Sect-2	Speed	Sect-3	Speed	Topspeed	laptime	pit
1				106.4	16.730			1:34.678		7	25.433	92.8	46.885	106.5	16.034			1:28.352	
2	26.422	91.2	46.894	106.5	15.852			1:29.168		8	24.885	101.3	46.051	108.1	15.361	95.0		1:26.297	
3	25.890	91.4	46.071	107.7	15.582	96.9		1:27.543		9	24.717	96.3	45.842	109.3	15.630	97.6		1:26.189	
4	25.044	95.0	45.415	107.0	15.517	95.5		1:25.976		10	24.652	100.3	46.379	105.9	15.292	98.9		1:26.323	
5	25.163	92.8	45.859	108.1	17.224	95.1		1:28.246		11	24.303	100.2	45.265	111.7	15.577	97.2		1:25.145	
6	25.785	90.4	46.134	107.6	15.505	95.1		1:27.424		12	25.135	88.0	50.294	57.6	In			1:52.251	P

9 Patrick Barford (B2)										Lola Mk2									
lap	Sect-1	Speed	Sect-2	Speed	Sect-3	Speed	TopSpeed	laptime	pit	lap	Sect-1	Speed	Sect-2	Speed	Sect-3	Speed	Topspeed	laptime	pit
1		74.9	52.901	100.9	17.478	89.8		1:45.222		8	26.747	91.0	49.252	101.3	16.637			1:32.636	
2	27.968	84.9	53.759	101.6	17.113			1:38.840		9	26.081	96.9	49.423	98.3	16.492			1:31.996	
3	26.531	84.8	50.439	102.3	16.950			1:33.920		10	26.416	86.4	50.180	96.7	17.132	85.6		1:33.728	
4	26.352	86.2	50.103	102.3	16.582			1:33.037		11	26.819	93.3	49.586	95.6	19.059			1:35.464	
5	26.492	85.2	49.642	102.8	16.595	92.2		1:32.729		12	28.034	93.0	50.984	94.0	17.329	83.1		1:36.347	
6	26.497	89.6	49.594	102.3	16.485	92.1		1:32.576		13	27.869	89.1	51.266	93.0	19.696			1:38.831	
7	26.184	93.9	48.995	101.6	16.579	91.4		1:31.758		14									

11 Nick Taylor (B2)										Elva 100									
lap	Sect-1	Speed	Sect-2	Speed	Sect-3	Speed	TopSpeed	laptime	pit	lap	Sect-1	Speed	Sect-2	Speed	Sect-3	Speed	Topspeed	laptime	pit
1				103.7	16.161	93.1		1:37.024		8	25.158	103.5	46.960	106.0	16.230	93.0		1:28.348	
2	26.116	89.0	48.011	106.9	16.195			1:30.322		9	25.648	99.1	46.566	106.7	15.847	92.7		1:28.061	
3	26.340	90.0	47.541	107.9	15.934			1:29.815		10	25.304	100.7	46.941	104.6	15.597			1:27.842	
4	26.014	89.8	48.635	108.3	15.796	93.0		1:30.445		11	24.724	102.9	46.894	104.9	15.682			1:27.300	
5	25.227	102.6	46.555	105.9	15.464			1:27.246		12	25.146	101.2	46.452	105.0	16.244	90.5		1:27.842	
6	24.789	102.7	46.428	105.7	15.424	93.6		1:26.641		13	25.383	104.1	46.076	105.2	16.126	91.1		1:27.585	
7	24.899	101.8	46.606	106.0	15.274	95.2		1:26.779		14	25.018	102.7	46.190	105.2	15.560	93.5		1:26.768	

13 John Arnold (B1)										Elva 100									
lap	Sect-1	Speed	Sect-2	Speed	Sect-3	Speed	TopSpeed	laptime	pit	lap	Sect-1	Speed	Sect-2	Speed	Sect-3	Speed	Topspeed	laptime	pit
1		81.6	52.344	92.0	17.570	87.1		1:52.313		8	26.860	91.2	49.507	97.0	16.566			1:32.933	
2	28.504	78.5	55.858	92.2	17.176	88.5		1:41.538		9	26.631	89.5	48.799	98.6	16.295			1:31.725	
3	27.593	87.1	49.877	96.2	17.246	86.3		1:34.716		10	26.922	90.5	48.650	97.4	16.591	88.4		1:32.163	
4	27.045	84.7	50.953	95.1	16.462	88.9		1:34.460		11	27.435	90.5	49.858	96.9	16.282	89.8		1:33.575	
5	27.199	81.7	51.974	95.5	16.713	88.5		1:35.886		12	26.556	88.7	49.164	96.2	17.092	88.7		1:32.812	
6	27.071	88.7	49.761	94.8	16.576	88.9		1:33.408		13	26.689	91.3	48.979	96.6	16.749	89.7		1:32.417	
7	26.851	90.8	49.489	94.6	16.573	88.0		1:32.913		14									



Session Start: 09:12:01 - Finish: 09:32:26

Weather/Track Conditions: Cloud/Dry

Circuit: Donington Park National

Track Length: 3.185 Km - 1.9791 miles

Donington Historic Festival - 28 - 30 Apr 2017

FJHRA/HSCC 'Silverline' Championship pre-61 Front-Engined Formula Juniors

Race 1 - Sector Analysis

14 Crispian Besley (B2)									Elva 100										
lap	Sect-1	Speed	Sect-2	Speed	Sect-3	Speed	TopSpeed	laptime	pit	lap	Sect-1	Speed	Sect-2	Speed	Sect-3	Speed	Topspeed	laptime	pit
1				103.7	16.770	93.4		1:36.487		8	25.520	93.4	46.687	105.7	15.896			1:28.103	
2	26.369	89.6	47.922	103.3	16.315	92.9		1:30.606		9	24.915	102.7	46.474	104.1	15.646			1:27.035	
3	26.296	93.0	47.641	102.6	15.987	95.2		1:29.924		10	25.042	92.4	46.804	103.3	24.482	89.8		1:36.328	
4	26.383	84.7	49.108	103.0	16.448			1:31.939		11	25.926	98.6	47.486	101.7	15.975			1:29.387	
5	25.361	93.7	47.089	105.0	15.734			1:28.184		12	24.737	106.4	46.772	102.0	16.027	93.8		1:27.536	
6	24.954	102.9	46.107	107.0	15.894			1:26.955		13	25.053	105.3	46.308	102.5	15.824			1:27.185	
7	25.056	91.9	46.783	105.0	15.487	97.0		1:27.326		14	25.661	105.3	46.552	101.9	16.038	92.4		1:28.251	

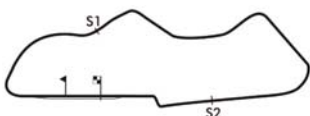
15 Ian Phillips (B2)									BMC Mk1										
lap	Sect-1	Speed	Sect-2	Speed	Sect-3	Speed	TopSpeed	laptime	pit	lap	Sect-1	Speed	Sect-2	Speed	Sect-3	Speed	Topspeed	laptime	pit
1			49.891	103.7	16.651	92.1		1:39.559		8	25.465	99.0	45.837	104.6	15.858			1:27.160	
2	25.768	98.8	48.115	102.6	16.162	95.5		1:30.045		9	25.137	93.8	46.655	103.4	16.121	92.2		1:27.913	
3	25.621	92.9	47.442	104.9	15.712			1:28.775		10	25.901	93.3	46.820	103.1	16.109	94.3		1:28.830	
4	25.453	89.1	48.272	104.9	16.389			1:30.114		11	25.600	97.0	46.469	104.4	15.795			1:27.864	
5	25.579	93.8	46.994	106.2	15.618	96.3		1:28.191		12	24.918	100.4	45.732	104.1	15.918			1:26.568	
6	24.878	100.9	46.002	105.7	15.508			1:26.388		13	25.667	94.8	46.028	104.7	17.290			1:28.985	
7	25.105	98.7	46.529	104.7	15.718			1:27.352		14	25.528	97.4	46.245	104.1	16.332	91.5		1:28.105	

19 Ralf Emmerling (B2)									Gemini Mk2										
lap	Sect-1	Speed	Sect-2	Speed	Sect-3	Speed	TopSpeed	laptime	pit	lap	Sect-1	Speed	Sect-2	Speed	Sect-3	Speed	Topspeed	laptime	pit
1				102.2	16.695			1:36.036		7	25.094	97.6	46.323	104.1	15.583			1:27.000	
2	26.357	89.2	48.083	105.0	16.633			1:31.073		8	25.349	102.9	47.205	103.9	16.228			1:28.782	
3	25.857	93.7	47.755	103.3	15.991	94.2		1:29.603		9	25.411	98.4	46.648	103.3	16.126	92.6		1:28.185	
4	25.877	96.3	47.409	103.1	16.057			1:29.343		10	25.688	101.6	46.854	105.4	15.756			1:28.298	
5	25.452	94.8	46.625	103.9	15.468	94.7		1:27.545		11	24.967	96.7	46.415	105.4	15.605	96.3		1:26.987	
6	25.256	97.7	46.363	103.3	15.508	94.4		1:27.127		12	25.259	95.6	46.252	105.0	16.540			1:28.051	

20 John Sykes (B2)									Merlyn Mk2										
lap	Sect-1	Speed	Sect-2	Speed	Sect-3	Speed	TopSpeed	laptime	pit	lap	Sect-1	Speed	Sect-2	Speed	Sect-3	Speed	Topspeed	laptime	pit
1			46.788	104.9	17.195	87.6		1:34.567		8	24.810	96.0	45.773	109.7	15.753			1:26.336	
2	26.846	90.3	46.788	100.8	16.053	97.9		1:29.687		9	24.735	97.1	45.335	108.3	15.597			1:25.667	
3	25.711	91.3	45.975	105.9	15.780	98.2		1:27.466		10	24.965	98.6	45.639	108.4	15.825			1:26.429	
4	25.039	87.7	45.444	108.1	15.428	98.3		1:25.911		11	24.340	98.8	45.687	108.8	15.701	96.5		1:25.728	
5	25.119	89.0	45.666	109.1	16.816			1:27.601		12	25.285	93.0	46.555	107.6	15.850			1:27.690	
6	26.420	87.3	45.992	107.9	15.687	98.6		1:28.099		13	24.328	94.4	45.570	107.2	15.809			1:25.707	
7	24.903	90.7	46.455	108.6	15.952			1:27.310		14	24.754	98.6	45.704	106.9	16.715	94.6		1:27.173	

27 Tom De Gres (A)									Stanguellini FJ										
lap	Sect-1	Speed	Sect-2	Speed	Sect-3	Speed	TopSpeed	laptime	pit	lap	Sect-1	Speed	Sect-2	Speed	Sect-3	Speed	Topspeed	laptime	pit
1		84.5	50.591	99.6	16.502			1:40.302		8	26.051	92.8	49.572	102.6	16.353			1:31.976	
2	26.021	95.4	1:13.301	100.9	17.024	91.2		1:56.346		9	26.328	94.2	49.269	103.0	16.098			1:31.695	
3	26.245	90.5	50.919	102.2	16.613			1:33.777		10	25.923	95.0	49.345	103.7	16.643	91.2		1:31.911	
4	26.259	89.5	50.678	103.1	16.353			1:33.290		11	26.208	90.5	49.712	101.7	17.598	90.6		1:33.518	
5	26.661	80.9	51.157	100.6	16.297	92.7		1:34.115		12	26.387	96.5	50.145	102.6	16.926	90.7		1:33.458	
6	26.622	89.2	51.425	96.6	16.875	92.5		1:34.922		13	26.149	91.8	49.728	102.3	16.594	90.9		1:32.471	
7	27.014	92.6	49.409	104.1	16.286	91.9		1:32.709		14									

31 Hans Ciers (H)									Mallock Mk3										
lap	Sect-1	Speed	Sect-2	Speed	Sect-3	Speed	TopSpeed	laptime	pit	lap	Sect-1	Speed	Sect-2	Speed	Sect-3	Speed	Topspeed	laptime	pit
1		74.4	54.022	91.2	18.013			1:51.121		8	28.057	83.1	52.685	94.7	17.377	89.7		1:38.119	
2	29.350	75.9	57.581	88.6	18.402			1:45.333		9	28.192	78.0	53.661	99.5	17.078	91.0		1:38.931	
3	30.285	77.5	55.668	92.2	18.250	85.7		1:44.203		10	28.166	79.4	51.415	96.6	17.192	89.5		1:36.773	
4	29.437	74.7	54.267	94.8	17.533	85.1		1:41.237		11	27.756	79.6	51.718	96.2	16.877			1:36.351	
5	29.092	75.4	53.815	95.2	17.657	85.7		1:40.564		12	27.544	85.6	51.220	91.4	18.638	85.2		1:37.402	
6	29.295	77.0	56.064	92.4	18.073			1:43.432		13	29.952	78.0	52.054	96.3	17.320			1:39.326	
7	31.553	60.9	53.782	95.9	17.351			1:42.686		14									



Session Start: 09:12:01 - Finish: 09:32:26

Weather/Track Conditions: Cloud/Dry

Circuit: Donington Park National

Track Length: 3.185 Km - 1.9791 miles

Donington Historic Festival - 28 - 30 Apr 2017

FJHRA/HSCC 'Silverline' Championship pre-61 Front-Engined Formula Juniors

Race 1 - Sector Analysis

90 Mark Haynes (B2)										Nota FJ									
lap	Sect-1	Speed	Sect-2	Speed	Sect-3	Speed	TopSpeed	laptime	pit	lap	Sect-1	Speed	Sect-2	Speed	Sect-3	Speed	Topspeed	laptime	pit
1		72.0	53.762	101.6	17.861	90.4		1:48.138		8	26.529	84.2	51.811	102.0	16.896	90.9		1:35.236	
2	28.281	80.5	54.972	99.0	17.271			1:40.524		9	28.766	69.4	51.613	101.4	17.123			1:37.502	
3	28.228	78.3	52.835	101.9	17.372	91.2		1:38.435		10	26.784	84.3	53.698	103.9	16.930	91.1		1:37.412	
4	28.126	81.7	54.698	102.2	17.362			1:40.186		11	27.221	85.9	51.609	104.4	17.077			1:35.907	
5	27.488	82.0	52.623	101.7	17.428	89.1		1:37.539		12	26.522	81.5	50.469	102.8	17.636	86.1		1:34.627	
6	27.666	78.3	51.385	103.1	16.773	91.6		1:35.824		13	27.220	82.8	49.956	102.6	17.249	90.1		1:34.425	
7	26.543	83.6	51.672	102.6	16.922			1:35.137		14									

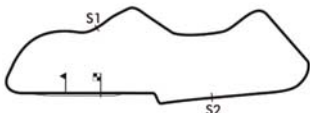
93 Rudolf Ernst (B2)										Mitter FJ									
lap	Sect-1	Speed	Sect-2	Speed	Sect-3	Speed	TopSpeed	laptime	pit	lap	Sect-1	Speed	Sect-2	Speed	Sect-3	Speed	Topspeed	laptime	pit
1		78.3	54.004	93.9	17.740	81.3		1:49.447		7	28.479	72.3	56.347	92.6	17.753			1:42.579	
2	29.128	89.6	54.471	94.0	17.501	80.7		1:41.100		8	28.083	93.3	51.726	91.1	17.687			1:37.496	
3	28.234	88.5	52.351	94.8	17.612	79.0		1:38.197		9	28.410	92.4	51.613	89.4	17.661			1:37.684	
4	28.852	87.7	52.364	94.6				1:54.162		10	32.086	76.6	52.415	90.4	20.821	75.9		1:45.322	
5	Out	88.7	53.764	92.4	17.831			2:21.787 P		11	31.821	94.3	50.911	94.2	16.749	83.1		1:39.481	
6	28.520	90.9	51.830	91.7	17.929			1:38.279		12	28.746	90.7	51.358	91.9	18.912			1:39.016	

99 Simon Jones (B2)										Elva 100									
lap	Sect-1	Speed	Sect-2	Speed	Sect-3	Speed	TopSpeed	laptime	pit	lap	Sect-1	Speed	Sect-2	Speed	Sect-3	Speed	Topspeed	laptime	pit
1		75.9	50.456	100.8	17.008	90.9		1:41.020		8	25.801	86.4	50.054	103.3	16.600	93.4		1:32.455	
2	26.068	93.4	57.872	96.7	17.802			1:41.742		9	25.943	78.0	50.308	102.8	16.600	91.5		1:32.851	
3	26.919	80.3	50.482	103.3	16.628	93.9		1:34.029		10	26.482	81.4	49.035	102.3	17.384	89.8		1:32.901	
4	26.791	78.3	49.918	104.9	16.500	92.2		1:33.209		11	25.682	93.7	48.023	102.8	16.002			1:29.707	
5	26.316	81.8	50.319	103.6	16.809	93.4		1:33.444		12	25.592	89.6	48.621	103.0	16.567			1:30.780	
6	25.912	86.0	49.002	101.6	16.808			1:31.722		13	25.765	96.7	48.449	102.3	17.550	91.0		1:31.764	
7	26.161	85.3	48.746	103.0	16.678	93.0		1:31.585		14	26.055	93.0	49.015	101.1	17.227	91.1		1:32.297	

115 Harindra De Silva (B2)										Lola Mk2									
lap	Sect-1	Speed	Sect-2	Speed	Sect-3	Speed	TopSpeed	laptime	pit	lap	Sect-1	Speed	Sect-2	Speed	Sect-3	Speed	Topspeed	laptime	pit
1			49.859	101.1	17.516			1:39.761		8	25.427	91.2	46.588	111.5	15.586			1:27.601	
2	26.209	93.3	47.747	106.5	16.070			1:30.026		9	24.715	93.0	46.343	109.1	15.958			1:27.016	
3	25.815	96.2	47.308	111.7	16.055	97.7		1:29.178		10	25.328	96.9	46.538	105.7	15.712			1:27.578	
4	25.551	87.3	47.906	106.9	16.121	98.3		1:29.578		11	26.231	98.1	46.237	110.2	15.106	99.5		1:27.574	
5	25.040	95.8	46.845	110.6	15.409			1:27.294		12	25.069	92.0	46.400	110.9	16.285			1:27.394	
6	24.604	98.3	46.391	110.6	15.619			1:26.614		13	25.446	99.7	45.523	109.7	23.239	57.5		1:34.208	
7	26.296	96.9	46.620	111.1	15.600	98.2		1:28.516		14	26.425	99.1	45.808	110.6	15.982	97.3		1:28.215	

117 Thomas Smith (B1)										Scorpion Rytune									
lap	Sect-1	Speed	Sect-2	Speed	Sect-3	Speed	TopSpeed	laptime	pit	lap	Sect-1	Speed	Sect-2	Speed	Sect-3	Speed	Topspeed	laptime	pit
1			49.731	101.4	17.220			1:39.330		8	25.183	95.0	48.092	104.2	15.298	95.5		1:28.573	
2	25.718	102.6	47.938	101.3	15.914	92.7		1:29.570		9	24.891	106.4	48.113	102.2	15.501	93.9		1:28.505	
3	25.625	100.0	47.245	102.6	15.751	94.3		1:28.621		10	24.921	105.1	46.288	102.8	16.209	93.1		1:27.418	
4	25.825	89.0	48.278	101.3	16.101			1:30.204		11	24.876	105.6	49.087	103.4	16.539			1:30.502	
5	25.242	103.2	47.555	102.8	15.543	95.2		1:28.340		12	25.203	100.9	46.749	102.2	15.528	93.5		1:27.480	
6	24.662	106.4	47.332	103.1	15.503			1:27.497		13	25.188	102.7	47.923	101.9	15.677	92.4		1:28.788	
7	24.832	105.6	47.046	103.9	15.828			1:27.706		14	25.149	103.7	46.882	103.6	16.381	91.7		1:28.412	

119 Anthony Smith (B2)										Elva 100									
lap	Sect-1	Speed	Sect-2	Speed	Sect-3	Speed	TopSpeed	laptime	pit	lap	Sect-1	Speed	Sect-2	Speed	Sect-3	Speed	Topspeed	laptime	pit
1		71.5	53.316	95.0	18.420			1:47.538		8	27.448	84.1	51.669	102.0	17.437			1:36.554	
2	27.720	78.4	52.444	97.4	18.486	91.0		1:38.650		9	28.557	73.7	1:04.315	84.6	18.561			1:51.433	
3	28.182	78.0	51.775	102.3	17.226	89.8		1:37.183		10	27.982	80.3	52.589	99.8	17.653			1:38.224	
4	28.333	81.4	52.025	102.6	17.799	87.6		1:38.157		11	27.794	81.9	52.768	100.9	17.572			1:38.134	
5	27.993	75.4	52.719	98.3	18.426	88.8		1:39.138		12	27.499	82.7	52.136	99.2	17.619	93.0		1:37.254	
6	28.437	78.3	51.811	101.3	17.516	90.9		1:37.764		13	27.621	84.3	50.888	103.0	17.390	91.6		1:35.899	
7	27.170	85.9	51.153	103.0	17.386			1:35.709		14									



Session Start: 09:12:01 - Finish: 09:32:26

Weather/Track Conditions: Cloud/Dry

Circuit: Donington Park National

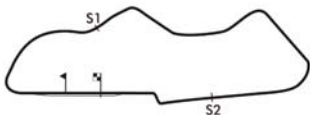
Track Length: 3.185 Km - 1.9791 miles

Donington Historic Festival - 28 - 30 Apr 2017

FJHRA/HSCC 'Silverline' Championship pre-61 Front-Engined Formula Juniors

Race 1 - Sector Analysis

272 Nick Grewal (B2)									Lola Mk2										
lap	Sect-1	Speed	Sect-2	Speed	Sect-3	Speed	TopSpeed	laptime	pit	lap	Sect-1	Speed	Sect-2	Speed	Sect-3	Speed	Topspeed	laptime	pit
1		78.4	52.166	106.5	16.939			1:44.565		8	25.565	81.4	50.189	110.7	16.417			1:32.171	
2	27.941	81.9	52.480	109.1	16.971			1:37.392		9	26.666	81.2	49.609	110.0	16.797			1:33.072	
3	27.409	84.7	50.016	110.4	16.802			1:34.227		10	26.932	80.5	49.296	111.8	18.483	84.0		1:34.711	
4	27.224	77.9	49.471	110.9	16.351	98.3		1:33.046		11	26.370	86.0	47.626	109.8	16.022			1:30.018	
5	26.883	84.2	49.760	109.0	16.592			1:33.235		12	25.845	89.1	48.086	113.0	16.021			1:29.952	
6	26.634	82.7	49.162	109.0	16.351	98.3		1:32.147		13	26.336	83.4	47.557	108.8	17.073	95.8		1:30.966	
7	26.564	86.2	48.759	112.0	16.310			1:31.633		14	26.948	84.3	51.335	107.2	16.389	96.6		1:34.672	



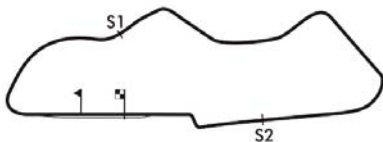
Session Start: 09:12:01 - Finish: 09:32:26
Weather/Track Conditions: Cloud/Dry
Circuit: Donington Park National
Track Length: 3.185 Km - 1.9791 miles

Donington Historic Festival - 28 - 30 Apr 2017

FJHRA/HSCC 'Silverline' Championship pre-61 Front-Engined Formula Juniors

Race 1 - Best Sector Times

SECTOR 1			SECTOR 2			SECTOR 3			IDEAL / BEST LAP COMPARISON						
NO	TIME	LAP	NO	TIME	LAP	NO	TIME	LAP	NO	NAME	BEST	IN	IDEAL	DIFF	
1	5	24.303	11	3	45.089	13	115	15.106	11	3	Justin Fleming	1:24.838	13	1:24.796	+0.042
2	3	24.321	11	5	45.265	11	11	15.274	7	5	Robin Longdon	1:25.145	11	1:24.860	+0.285
3	20	24.328	13	20	45.335	9	5	15.292	10	20	John Sykes	1:25.667	9	1:25.091	+0.576
4	115	24.604	6	115	45.523	13	117	15.298	8	15	Ian Phillips	1:26.388	6	1:26.118	+0.270
5	117	24.662	6	15	45.732	12	3	15.386	13	115	Harindra De Silva	1:26.614	6	1:25.233	+1.381
6	11	24.724	11	19	46.016	13	20	15.428	4	11	Nick Taylor	1:26.641	6	1:26.074	+0.567
7	14	24.737	12	11	46.076	13	19	15.468	5	14	Crispian Besley	1:26.955	6	1:26.331	+0.624
8	15	24.878	6	14	46.107	6	14	15.487	7	19	Ralf Emmerling	1:26.987	11	1:26.451	+0.536
9	19	24.967	11	117	46.288	10	15	15.508	6	117	Thomas Smith	1:27.418	10	1:26.248	+1.170
10	272	25.565	8	272	47.557	13	4	15.809	9	4	Graham Barron	1:29.573	11	1:29.424	+0.149
11	4	25.571	10	99	48.023	11	99	16.002	11	99	Simon Jones	1:29.707	11	1:29.617	+0.090
12	99	25.592	12	4	48.044	12	272	16.021	12	272	Nick Grewal	1:29.952	12	1:29.143	+0.809
13	27	25.923	10	13	48.650	10	27	16.098	9	27	Tom De Gres	1:31.695	9	1:31.290	+0.405
14	9	26.081	9	9	48.995	7	13	16.282	11	13	John Arnold	1:31.725	9	1:31.488	+0.237
15	90	26.522	12	27	49.269	9	9	16.485	6	9	Patrick Barford	1:31.758	7	1:31.561	+0.197
16	13	26.556	12	90	49.956	13	93	16.749	11	90	Mark Haynes	1:34.425	13	1:33.251	+1.174
17	119	27.170	7	119	50.888	13	90	16.773	6	119	Anthony Smith	1:35.709	7	1:35.284	+0.425
18	31	27.544	12	93	50.911	11	31	16.877	11	31	Hans Ciers	1:36.351	11	1:35.641	+0.710
19	93	28.083	8	31	51.220	12	119	17.226	3	93	Rudolf Ernst	1:37.496	8	1:35.743	+1.753



Session Start: 09:12:01 - Finish: 09:32:26

Weather/Track Conditions: Cloud/Dry

Circuit: Donington Park National

Track Length: 3.185 Km - 1.9791 miles

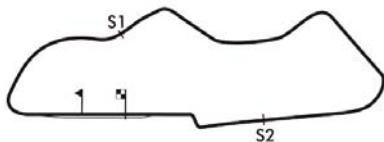


Donington Historic Festival - 28 - 30 Apr 2017

FJHRA/HSCC 'Silverline' Championship pre-61 Front-Engined Formula Juniors

Race 1 - Best Sector Speeds

	NO	SECTOR 1	MPH	NO	SECTOR 2	MPH	NO	SECTOR 3	MPH
1	14	Crispian Besley	106.4	272	Nick Grewal	113.0	3	Justin Fleming	99.5
2	117	Thomas Smith	106.4	5	Robin Longdon	111.7	5	Robin Longdon	99.5
3	11	Nick Taylor	104.1	115	Harindra De Silva	111.7	115	Harindra De Silva	99.5
4	3	Justin Fleming	103.0	3	Justin Fleming	111.1	272	Nick Grewal	98.7
5	19	Ralf Emmerling	102.9	20	John Sykes	109.7	20	John Sykes	98.6
6	5	Robin Longdon	101.3	11	Nick Taylor	108.3	14	Crispian Besley	97.0
7	4	Graham Barron	100.9	14	Crispian Besley	107.0	15	Ian Phillips	96.3
8	15	Ian Phillips	100.9	19	Ralf Emmerling	106.4	19	Ralf Emmerling	96.3
9	115	Harindra De Silva	99.7	15	Ian Phillips	106.2	11	Nick Taylor	96.1
10	20	John Sykes	98.8	99	Simon Jones	104.9	117	Thomas Smith	95.5
11	9	Patrick Barford	96.9	90	Mark Haynes	104.4	99	Simon Jones	93.9
12	99	Simon Jones	96.7	117	Thomas Smith	104.2	27	Tom De Gres	93.4
13	27	Tom De Gres	96.5	27	Tom De Gres	104.1	9	Patrick Barford	93.1
14	93	Rudolf Ernst	94.3	119	Anthony Smith	103.0	119	Anthony Smith	93.0
15	13	John Arnold	91.3	9	Patrick Barford	102.8	90	Mark Haynes	92.1
16	272	Nick Grewal	89.1	31	Hans Ciers	99.5	31	Hans Ciers	91.0
17	90	Mark Haynes	85.9	4	Graham Barron	99.3	13	John Arnold	89.8
18	119	Anthony Smith	85.9	13	John Arnold	98.6	4	Graham Barron	89.1
19	31	Hans Ciers	85.6	93	Rudolf Ernst	94.8	93	Rudolf Ernst	83.1



Session Start: 09:12:01 - Finish: 09:32:26
Weather/Track Conditions: Cloud/Dry
Circuit: Donington Park National
Track Length: 3.185 Km - 1.9791 miles



Donington Historic Festival - 28 - 30 Apr 2017

FJHRA/HSCC 'Silverline' Championship pre-61 Front-Engined Formula Juniors

Race 1 - Lap Chart

Lap 1			Lap 2			Lap 3			Lap 4			Lap 5			Lap 6		
NO	Behind	Laptime	NO	Behind	Laptime	NO	Behind	Laptime	NO	Behind	Laptime	NO	Behind	Laptime	NO	Behind	Laptime
20		1:34.567	5		1:29.168	5		1:27.543	5		1:25.976	20		1:27.601	5		1:27.424
5	0.111	1:34.678	20	0.408	1:29.687	20	0.331	1:27.466	20	0.266	1:25.911	5	0.379	1:28.246	20	0.296	1:28.099
3	0.747	1:35.314	3	1.095	1:29.627	3	1.328	1:27.776	3	1.516	1:26.164	3	1.207	1:27.558	3	1.058	1:27.654
19	1.469	1:36.036	14	3.247	1:30.606	19	5.323	1:29.603	19	8.690	1:29.343	19	8.368	1:27.545	19	7.692	1:27.127
14	1.920	1:36.487	19	3.263	1:31.073	14	5.628	1:29.924	11	10.241	1:30.445	11	9.620	1:27.246	11	8.458	1:26.641
11	2.457	1:37.024	11	3.500	1:30.322	11	5.772	1:29.815	117	10.360	1:30.204	115	10.605	1:27.294	115	9.416	1:26.614
117	4.763	1:39.330	117	5.054	1:29.570	117	6.132	1:28.621	15	11.128	1:30.114	117	10.833	1:28.340	15	10.037	1:26.388
15	4.992	1:39.559	15	5.758	1:30.045	15	6.990	1:28.775	115	11.178	1:29.578	15	11.452	1:28.191	117	10.527	1:27.497
115	5.194	1:39.761	115	5.941	1:30.026	115	7.576	1:29.178	14	11.591	1:31.939	14	11.908	1:28.184	14	11.060	1:26.955
4	5.664	1:40.231	4	8.227	1:31.842	4	11.720	1:31.036	4	17.738	1:31.994	4	21.900	1:32.029	4	26.154	1:32.057
27	5.735	1:40.302	272	18.111	1:37.392	272	24.795	1:34.227	272	31.865	1:33.046	272	37.233	1:33.235	93	1 LAP	2:21.787
99	6.453	1:41.020	99	18.916	1:41.742	99	25.402	1:34.029	99	32.635	1:33.209	99	38.212	1:33.444	272	41.577	1:32.147
272	9.998	1:44.565	9	20.216	1:38.840	9	26.593	1:33.920	9	33.654	1:33.037	9	38.516	1:32.729	99	42.131	1:31.722
9	10.655	1:45.222	119	22.342	1:38.650	119	31.982	1:37.183	119	44.163	1:38.157	27	52.598	1:34.115	9	43.289	1:32.576
119	12.971	1:47.538	90	24.816	1:40.524	90	35.708	1:38.435	13	45.662	1:34.460	13	53.681	1:35.886	13	59.286	1:33.408
90	13.571	1:48.138	93	26.701	1:41.100	13	37.178	1:34.716	27	46.350	1:33.290	119	55.434	1:39.138	27	59.717	1:34.922
93	14.880	1:49.447	13	30.005	1:41.538	93	37.355	1:38.197	90	49.918	1:40.186	90	59.590	1:37.539	119	1:05.395	1:37.764
31	16.554	1:51.121	31	32.608	1:45.333	27	39.036	1:33.777	31	1:04.529	1:41.237	31	1:17.226	1:40.564	90	1:07.611	1:35.824
13	17.746	1:52.313	27	32.802	1:56.346	31	49.268	1:44.203	93	1:05.541	1:54.162						

Session Start: 09:12:01 - Finish: 09:32:26

Weather/Track Conditions: Cloud/Dry

Circuit: Donington Park National

Track Length: 3.185 Km - 1.9791 miles

Donington Historic Festival - 28 - 30 Apr 2017

FJHRA/HSCC 'Silverline' Championship pre-61 Front-Engined Formula Juniors

Race 1 - Lap Chart

Lap 7			Lap 8			Lap 9			Lap 10			Lap 11			Lap 12		
NO	Behind	Laptime	NO	Behind	Laptime	NO	Behind	Laptime	NO	Behind	Laptime	NO	Behind	Laptime	NO	Behind	Laptime
20		1:27.310	20		1:26.336	20		1:25.667	20		1:26.429	20		1:25.728	20		1:27.690
3	0.427	1:26.975	3	0.344	1:26.253	3	0.679	1:26.002	3	0.753	1:26.503	5	0.540	1:25.145	3	1.736	1:27.239
5	0.746	1:28.352	5	0.707	1:26.297	5	1.229	1:26.189	5	1.123	1:26.323	3	2.187	1:27.162	27	1 LAP	1:33.518
31	1 LAP	1:43.432	19	9.532	1:28.782	11	12.037	1:28.061	90	1 LAP	1:37.502	11	15.022	1:27.300	13	1 LAP	1:33.575
19	7.086	1:27.000	11	9.643	1:28.348	19	12.050	1:28.185	11	13.450	1:27.842	19	15.178	1:26.987	93	2 LAPS	1:45.322
11	7.631	1:26.779	15	10.607	1:27.160	15	12.853	1:27.913	19	13.919	1:28.298	115	15.935	1:27.574	11	15.174	1:27.842
15	9.783	1:27.352	115	11.591	1:27.601	115	12.940	1:27.016	115	14.089	1:27.578	15	17.390	1:27.864	19	15.539	1:28.051
115	10.326	1:28.516	14	12.547	1:28.103	14	13.915	1:27.035	15	15.254	1:28.830	90	1 LAP	1:37.412	115	15.639	1:27.394
117	10.627	1:27.706	117	12.864	1:28.573	117	15.702	1:28.505	117	16.691	1:27.418	117	21.465	1:30.502	15	16.268	1:26.568
14	10.780	1:27.326	31	1 LAP	1:42.686	31	1 LAP	1:38.119	119	1 LAP	1:51.433	14	27.473	1:29.387	117	21.255	1:27.480
4	29.246	1:30.698	4	33.980	1:31.070	4	38.464	1:30.151	14	23.814	1:36.328	119	1 LAP	1:38.224	5	25.101	1:52.251
93	1 LAP	1:38.279	272	51.439	1:32.171	272	58.844	1:33.072	4	42.313	1:30.278	4	46.158	1:29.573	14	27.319	1:27.536
272	45.604	1:31.633	99	52.229	1:32.455	99	59.413	1:32.851	31	1 LAP	1:38.931	31	1 LAP	1:36.773	90	1 LAP	1:35.907
99	46.110	1:31.585	9	53.741	1:32.636	9	1:00.070	1:31.996	99	1:05.885	1:32.901	99	1:09.864	1:29.707	119	1 LAP	1:38.134
9	47.441	1:31.758	93	1 LAP	1:42.579	93	1 LAP	1:37.496	272	1:07.126	1:34.711	272	1:11.416	1:30.018	4	48.456	1:29.988
13	1:04.593	1:32.913	27	1:10.460	1:31.976	27	1:16.488	1:31.695	9	1:07.369	1:33.728	9	1:17.105	1:35.464	31	1 LAP	1:36.351
27	1:04.820	1:32.709	13	1:11.190	1:32.933	13	1:17.248	1:31.725	93	1 LAP	1:37.684				99	1:12.954	1:30.780
119	1:13.498	1:35.709	119	1:23.716	1:36.554				27	1:21.970	1:31.911				272	1:13.678	1:29.952
90	1:15.142	1:35.137	90	1:24.042	1:35.236				13	1:22.982	1:32.163						

Session Start: 09:12:01 - Finish: 09:32:26

Weather/Track Conditions: Cloud/Dry

Circuit: Donington Park National

Track Length: 3.185 Km - 1.9791 miles

Donington Historic Festival - 28 - 30 Apr 2017

FJHRA/HSCC 'Silverline' Championship pre-61 Front-Engined Formula Juniors

Race 1 - Lap Chart

Lap 13			Lap 14		
NO	Behind	Laptime	NO	Behind	Laptime
20		1:25.707	20		1:27.173
9	1 LAP	1:36.347	3	0.557	1:26.863
3	0.867	1:24.838	9	1 LAP	1:38.831
27	1 LAP	1:33.458	27	1 LAP	1:32.471
13	1 LAP	1:32.812	13	1 LAP	1:32.417
11	17.052	1:27.585	11	16.647	1:26.768
15	19.546	1:28.985	15	20.478	1:28.105
115	24.140	1:34.208	115	25.182	1:28.215
117	24.336	1:28.788	117	25.575	1:28.412
93	2 LAPS	1:39.481	14	29.875	1:28.251
14	28.797	1:27.185	93	2 LAPS	1:39.016
90	1 LAP	1:34.627	90	1 LAP	1:34.425
4	54.332	1:31.583	4	57.876	1:30.717
119	1 LAP	1:37.254	119	1 LAP	1:35.899
31	1 LAP	1:37.402	99	1:24.135	1:32.297
272	1:18.937	1:30.966	272	1:26.436	1:34.672
99	1:19.011	1:31.764	31	1 LAP	1:39.326

Session Start: 09:12:01 - Finish: 09:32:26
Weather/Track Conditions: Cloud/Dry
Circuit: Donington Park National
Track Length: 3.185 Km - 1.9791 miles

Donington Historic Festival - 28 - 30 Apr 2017

FJHRA/HSCC 'Silverline' Championship pre-61 Front-Engined Formula Juniors Race 12 - Starting Grid

Sheet No:

Start Time : 11:25 - Heat Duration : 20 Minutes

10	19 119 Anthony Smith	
9	17 90 Mark Haynes	18 31 Hans Ciers
8	15 13 John Arnold	16 93 Rudolf Ernst
7	13 15 Ian Phillips	14 272 Nick Grewal
6	11 27 Tom De Gres	12 9 Patrick Barford
5	9 4 Graham Barron	10 99 Simon Jones
4	7 14 Crispian Besley	8 117 Thomas Smith
3	5 11 Nick Taylor	6 115 Harindra De Silva
2	3 3 Justin Fleming	4 19 Ralf Emmerling
1	1 5 Robin Longdon	2 20 John Sykes
ROW	Pole Right	

These results are provisional until the conclusion of any judicial and technical matters.		<i>Circuit: Donington Park National Track Length: 3.185 Km - 1.9791 miles</i>
Clerk of the Course: <div style="text-align: right;">Julian Floyd</div>	Timekeeper: <div style="text-align: right;">Nick Palmer</div>	Issued at:

Donington Historic Festival - 28 - 30 Apr 2017

HSCC Super Touring Car Challenge for 1970-2000 Touring Cars

Race 2 - Classification

Sheet No:

POS	NO	DRIVER/S	CLASS	CLASS POS	CAR MAKE / MODEL	TIME	LAPS	GAP	DIFF	MPH	BEST	ON
1	3	James Dodd	ST1	1	Honda Accord	21:04.652	17	-- 17 laps		95.77	1:13.337	13
2	97	Neil Smith	ST1	2	Alfa Romeo 150 STW	21:19.677	17	15.025	15.025	94.65	1:13.615	6
3	20	Chris Beighton	ST1	3	Honda Accord	21:19.842	17	15.190	0.165	94.63	1:13.280	9
4	23	Graeme Dodd	ST1	4	Honda Accord	21:45.220	17	40.568	25.378	92.80	1:15.303	14
5	11	Colin Turkington	GA2	1	BMW E30 M3	21:51.569	17	46.917	6.349	92.34	1:15.058	13
6	36	Keith Butcher	ST2	1	Audi A4	22:07.875	17	1:03.223	16.306	91.21	1:16.801	11
7	13	Rick Wood	ST4	1	BMW M3 GTR	22:17.139	17	1:12.487	9.264	90.58	1:14.045	9
8	60	Mark Wright	GA1	1	Ford Sierra RS500	22:19.416	17	1:14.764	2.277	90.42	1:16.559	6
9	67	Tony Absolom	ST2	2	Vauxhall Cavalier	21:13.815	16	-- 16 laps	13.501	89.49	1:18.176	3
10	66	Harry WHALE	GA2	2	BMW E30 M3	18:36.356	14	-- 14 laps	0.923	89.35	1:16.634	11
11	61	Tom Houlbrook	GA2	3	BMW E30 M3	17:30.532	13	-- 13 laps	31.950	88.16	1:18.722	10
12	4	Jason Minshaw	ST1	5	Volvo S40	12:39.530	10	-- 10 laps		93.80	1:13.651	10
13	28	Jason Hughes	ST4	2	MG BTCC	13:21.673	10	42.143	42.143	88.87	1:17.339	4
14	123	Adam Morgan	ST4	3	Ford Capri	9:38.664	7	-- 7 laps --	22.707	86.18	1:18.512	5

----- FASTEST LAP SUMMARY -----

NO	DRIVER/S	CLASS	CAR MAKE / MODEL	FASTEST LAP	ON	MPH
20	Chris Beighton	ST1	Honda Accord	1:13.280	9	97.22
13	Rick Wood	ST4	BMW M3 GTR	1:14.045	9	96.22
11	Colin Turkington	GA2	BMW E30 M3	1:15.058	13	94.92
60	Mark Wright	GA1	Ford Sierra RS500	1:16.559	6	93.06
36	Keith Butcher	ST2	Audi A4	1:16.801	11	92.77

CAR 17 - NON STARTER

Session Start: 09:43:30 - Finish: 10:04:33

Weather/Track Conditions: Bright / Dry

Circuit: Donington Park National

Track Length: 3.185 Km - 1.9791 miles

These results are provisional until the conclusion of any judicial and technical matters.

Clerk of the Course: <div style="text-align: right;">Julian Floyd</div>	Timekeeper: <div style="text-align: right;">Nick Palmer</div>	Issued at:
--	--	------------



Donington Historic Festival - 28 - 30 Apr 2017

HSCC Super Touring Car Challenge for 1970-2000 Touring Cars

Race 2 - Sector Analysis

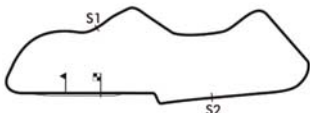
3 James Dodd (ST1)										Honda Accord									
lap	Sect-1	Speed	Sect-2	Speed	Sect-3	Speed	TopSpeed	laptime	pit	lap	Sect-1	Speed	Sect-2	Speed	Sect-3	Speed	Topspeed	laptime	pit
1				122.9	13.612	111.1		1:17.525		10	21.383	115.8	39.281	126.1	13.071			1:13.735	
2	21.857	116.4	39.824	125.4	13.274	111.8		1:14.955		11	21.308	114.5	39.427	126.3	13.192	112.0		1:13.927	
3	21.453	118.9	39.483	126.6	13.190	112.0		1:14.126		12	21.202	115.5	39.150	127.0	13.084			1:13.436	
4	21.392	117.4	39.580	125.6	13.197	112.2		1:14.169		13	21.059	115.3	39.321	125.6	12.957			1:13.337	
5	21.303	118.5	39.592	126.6	13.191			1:14.086		14	21.194	113.3	39.155	125.9	13.208			1:13.557	
6	21.473	117.4	39.420	126.8	13.112	112.0		1:14.005		15	21.223	112.6	40.852	125.9	13.615	111.1		1:15.690	
7	21.442	114.7	39.579	126.1	13.152	111.5		1:14.173		16	21.375	114.1	40.545	124.9	13.385			1:15.305	
8	21.370	115.3	39.358	126.6	13.177			1:13.905		17	21.338	113.3	40.228	125.2	13.087			1:14.653	
9	21.408	116.6	39.432	125.4	13.228	112.0		1:14.068		18									

4 Jason Minshaw (ST1)										Volvo S40									
lap	Sect-1	Speed	Sect-2	Speed	Sect-3	Speed	TopSpeed	laptime	pit	lap	Sect-1	Speed	Sect-2	Speed	Sect-3	Speed	Topspeed	laptime	pit
1				125.4	14.110	111.1		1:21.865		6	21.479	111.7	40.668	124.5	13.881	111.1		1:16.028	
2	21.887	102.4	40.861	127.5	13.996	109.7		1:16.744		7	21.841	112.8	40.420	125.2	13.522			1:15.783	
3	21.309	112.0	41.191	127.5	13.884			1:16.384		8	21.232	120.4	39.212	126.6	13.244	113.0		1:13.688	
4	21.751	101.8	40.362	126.8	13.854	110.6		1:15.967		9	20.970	123.0	39.426	126.6	13.325	111.8		1:13.721	
5	21.744	103.8	40.152	126.8	13.803	112.4		1:15.699		10	21.012	123.0	39.315	126.1	13.324			1:13.651	

11 Colin Turkington (GA2)										BMW E30 M3									
lap	Sect-1	Speed	Sect-2	Speed	Sect-3	Speed	TopSpeed	laptime	pit	lap	Sect-1	Speed	Sect-2	Speed	Sect-3	Speed	Topspeed	laptime	pit
1				118.8	14.939	108.1		1:25.719		10	21.553	119.5	40.549	125.4	13.609			1:15.711	
2	22.332	108.3	41.484	124.5	14.089	109.8		1:17.905		11	21.765	111.8	41.002	124.9	13.626	110.4		1:16.393	
3	21.987	110.9	41.408	124.5	13.950	110.7		1:17.345		12	21.533	119.7	40.483	124.7	13.613			1:15.629	
4	22.044	111.8	41.366	125.6	14.565	108.3		1:17.975		13	21.404	119.9	40.301	125.2	13.353			1:15.058	
5	22.649	107.4	41.490	125.4	13.724	110.9		1:17.863		14	21.317	120.6	42.048	124.9	13.468			1:16.833	
6	21.651	114.1	40.719	126.1	13.579	110.7		1:15.949		15	21.289	118.5	41.210	124.2	13.632			1:16.131	
7	21.514	117.2	40.902	124.5	14.034			1:16.450		16	21.365	120.1	40.411	124.7	13.443	110.0		1:15.219	
8	22.851	103.7	41.762	124.0	14.993			1:19.606		17	21.358	120.1	40.537	124.5	13.597			1:15.492	
9	21.823	116.2	40.798	125.2	13.670			1:16.291		18									

13 Rick Wood (ST4)										BMW M3 GTR									
lap	Sect-1	Speed	Sect-2	Speed	Sect-3	Speed	TopSpeed	laptime	pit	lap	Sect-1	Speed	Sect-2	Speed	Sect-3	Speed	Topspeed	laptime	pit
1				133.3	14.228	117.7		1:35.824		10	21.222	108.8	39.501	136.0	13.611			1:14.334	
2	22.237	104.0	40.255	133.9	14.298	118.3		1:16.790		11	21.419	104.1	39.254	136.6	13.475			1:14.148	
3	22.683	106.1	40.155	132.5	13.901			1:16.739		12	21.272	106.1	41.169	114.9	In			1:21.428	P
4	21.151	113.7	40.202	136.0	13.458	119.2		1:14.811		13	Out	111.3	39.200	134.9	13.647	118.1		1:46.224	P
5	21.527	107.6	40.032	134.1	13.550	120.0		1:15.109		14	21.153	115.8	40.774	135.2	13.557			1:15.484	
6	21.701	104.9	40.266	136.3	13.950			1:15.917		15	21.463	101.0	41.621	132.5	13.778			1:16.862	
7	21.254	117.4	39.144	136.3	13.934			1:14.332		16	21.567	104.5	40.342	135.7	13.721	119.4		1:15.630	
8	21.346	109.3	39.243	135.7	13.480	120.5		1:14.069		17	21.271	113.1	40.679	134.7	13.443			1:15.393	
9	21.273	109.5	39.244	136.0	13.528	119.0		1:14.045		18									

20 Chris Beighton (ST1)										Honda Accord									
lap	Sect-1	Speed	Sect-2	Speed	Sect-3	Speed	TopSpeed	laptime	pit	lap	Sect-1	Speed	Sect-2	Speed	Sect-3	Speed	Topspeed	laptime	pit
1				124.5	14.066	109.5		1:20.725		10	21.207	119.1	39.060	125.4	13.357			1:13.624	
2	21.925	115.1	39.869	124.9	14.592			1:16.386		11	21.184	110.8	40.531	125.4	13.605			1:15.320	
3	21.797	114.9	40.418	124.5	14.038			1:16.253		12	21.186	120.1	39.696	124.5	13.925			1:14.807	
4	21.389	116.0	40.491	125.6	13.755			1:15.635		13	21.333	125.0	41.292	123.3	13.588			1:16.213	
5	21.465	116.8	39.470	125.4	13.579			1:14.514		14	21.073	121.9	39.348	124.9	14.781	108.3		1:15.202	
6	21.399	118.7	39.647	125.2	13.542			1:14.588		15	21.087	122.7	39.740	124.0	14.054	111.8		1:14.881	
7	21.104	121.0	39.227	124.7	13.465			1:13.796		16	21.473	115.1	40.003	124.9	14.211			1:15.687	
8	21.210	117.2	39.275	125.4	13.436			1:13.921		17	20.949	122.3	40.163	120.7	13.898			1:15.010	
9	20.968	120.4	38.993	125.6	13.319			1:13.280		18									



Session Start: 09:43:30 - Finish: 10:04:33

Weather/Track Conditions: Bright / Dry

Circuit: Donington Park National

Track Length: 3.185 Km - 1.9791 miles

Donington Historic Festival - 28 - 30 Apr 2017

HSCC Super Touring Car Challenge for 1970-2000 Touring Cars

Race 2 - Sector Analysis

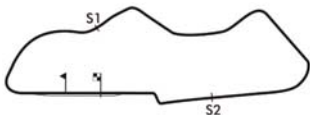
23 Graeme Dodd (ST1)									Honda Accord										
lap	Sect-1	Speed	Sect-2	Speed	Sect-3	Speed	TopSpeed	laptime	pit	lap	Sect-1	Speed	Sect-2	Speed	Sect-3	Speed	Topspeed	laptime	pit
1				124.7	14.309	108.3		1:21.607		10	21.825	109.3	40.842	125.2	13.528			1:16.195	
2	21.816	109.9	41.031	124.7	13.671	110.9		1:16.518		11	22.120	103.0	40.782	125.6	13.684	111.5		1:16.586	
3	21.485	110.8	41.366	126.6	14.012			1:16.863		12	21.935	104.9	40.720	124.7	13.556			1:16.211	
4	21.573	106.9	40.384	125.2	13.963			1:15.920		13	21.907	107.3	40.578	125.4	13.445			1:15.930	
5	21.591	106.4	40.205	124.9	13.625	111.3		1:15.421		14	21.727	108.8	40.206	125.9	13.370	111.5		1:15.303	
6	21.539	110.4	40.713	125.2	14.098	109.5		1:16.350		15	21.606	112.6	42.673	123.8	13.858			1:18.137	
7	21.506	108.1	41.282	123.3	13.686			1:16.474		16	21.792	109.0	42.054	124.2	13.787	108.8		1:17.633	
8	21.672	113.0	40.581	125.4	13.677			1:15.930		17	21.957	105.3	41.595	124.2	13.865	108.1		1:17.417	
9	21.890	101.2	41.217	124.9	13.618			1:16.725		18									

28 Jason Hughes (ST4)									MG BTCC										
lap	Sect-1	Speed	Sect-2	Speed	Sect-3	Speed	TopSpeed	laptime	pit	lap	Sect-1	Speed	Sect-2	Speed	Sect-3	Speed	Topspeed	laptime	pit
1				117.9	15.049	103.7		1:24.720		6	22.044	109.5	41.057	120.0	14.913			1:18.014	
2	22.579	107.6	42.363	115.9	14.403			1:19.345		7	22.783	106.9	41.393	118.1	15.719	100.8		1:19.895	
3	22.400	108.1	41.524	119.6	14.159	105.2		1:18.083		8	22.408	110.6	41.232	119.6	13.797			1:17.437	
4	22.123	107.8	41.083	121.3	14.133			1:17.339		9	22.796	99.1	46.164	110.0	14.879	103.6		1:23.839	
5	22.343	109.2	42.053	122.0	14.165	106.9		1:18.561		10	22.622	102.7	41.615	119.8	In			1:24.440	P

36 Keith Butcher (ST2)									Audi A4										
lap	Sect-1	Speed	Sect-2	Speed	Sect-3	Speed	TopSpeed	laptime	pit	lap	Sect-1	Speed	Sect-2	Speed	Sect-3	Speed	Topspeed	laptime	pit
1				120.7	15.228			1:24.495		10	22.268	107.9	40.942	120.9	13.917			1:17.127	
2	22.447	105.8	41.681	121.1	13.950			1:18.078		11	22.074	112.2	40.919	119.6	13.808			1:16.801	
3	22.334	104.8	41.231	120.0	14.076			1:17.641		12	22.099	111.7	41.025	121.3	13.718	106.2		1:16.842	
4	22.383	108.3	41.776	120.2	14.678	104.4		1:18.837		13	22.112	109.2	41.679	121.1	13.979	106.7		1:17.770	
5	22.405	105.8	42.183	120.5	14.277			1:18.865		14	22.275	111.7	41.155	121.1	13.903			1:17.333	
6	22.572	108.5	41.031	122.2	14.900	106.0		1:18.503		15	22.496	110.4	41.322	119.6	13.791			1:17.609	
7	22.928	107.8	41.072	120.5	14.492	106.0		1:18.492		16	22.162	115.5	41.231	121.1	13.713	106.7		1:17.106	
8	22.026	106.8	41.268	120.5	13.895	106.2		1:17.189		17	22.452	111.7	41.197	120.9	13.814	106.7		1:17.463	
9	22.429	108.3	41.594	122.0	13.701	107.9		1:17.724		18									

60 Mark Wright (GA1)									Ford Sierra RS500										
lap	Sect-1	Speed	Sect-2	Speed	Sect-3	Speed	TopSpeed	laptime	pit	lap	Sect-1	Speed	Sect-2	Speed	Sect-3	Speed	Topspeed	laptime	pit
1				129.2	15.337			1:24.258		10	21.684	114.9	42.054	135.5	14.168			1:17.906	
2	21.995	112.0	42.557	127.0	14.503	113.2		1:19.055		11	21.570	116.6	41.275	133.1	14.246	108.3		1:17.091	
3	21.916	112.6	41.083	129.2	14.365			1:17.364		12	21.488	114.5	41.072	134.7	14.165	109.1		1:16.725	
4	22.631	108.8	41.602	125.4	14.211	114.3		1:18.444		13	21.310	118.5	41.766	134.1	16.319			1:19.395	
5	21.594	114.9	41.222	134.7	13.838			1:16.654		14	22.196	108.3	42.738	132.8	14.444	110.7		1:19.378	
6	21.982	110.8	40.574	134.1	14.003			1:16.559		15	21.683	112.0	42.292	128.5	14.592			1:18.567	
7	21.377	116.2	41.251	133.6	14.052	111.7		1:16.680		16	22.266	108.8	42.575	132.8	14.297			1:19.138	
8	22.853	111.3	41.547	132.5	15.649			1:20.049		17	21.971	116.0	41.977	128.3	15.154	90.7		1:19.102	
9	21.828	113.9	46.596	131.0	14.627	105.7		1:23.051		18									

61 Tom Houlbrook (GA2)									BMW E30 M3										
lap	Sect-1	Speed	Sect-2	Speed	Sect-3	Speed	TopSpeed	laptime	pit	lap	Sect-1	Speed	Sect-2	Speed	Sect-3	Speed	Topspeed	laptime	pit
1				118.5	15.303	101.9		1:29.839		8	23.055	109.7	42.144	119.6	14.699			1:19.898	
2	23.940	100.6	43.610	117.7	14.849			1:22.399		9	23.008	109.0	41.958	119.8	14.511			1:19.477	
3	23.865	102.6	42.987	118.3	14.862			1:21.714		10	22.788	110.9	41.742	119.8	14.192	103.7		1:18.722	
4	23.201	103.3	42.699	119.0	14.546			1:20.446		11	22.626	109.2	42.377	119.2	14.680			1:19.683	
5	23.226	107.1	42.245	118.8	14.665	103.1		1:20.136		12	22.959	113.0	41.725	120.2	14.577			1:19.261	
6	22.920	105.6	42.309	119.0	14.705			1:19.934		13	23.039	107.1	41.885	119.2	14.342	103.0		1:19.266	
7	22.826	104.0	42.276	119.6	14.655			1:19.757		14									



Session Start: 09:43:30 - Finish: 10:04:33

Weather/Track Conditions: Bright / Dry

Circuit: Donington Park National

Track Length: 3.185 Km - 1.9791 miles

Donington Historic Festival - 28 - 30 Apr 2017

HSCC Super Touring Car Challenge for 1970-2000 Touring Cars

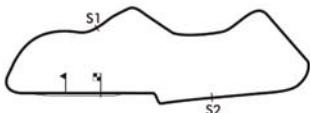
Race 2 - Sector Analysis

66 Harry WHALE (GA2)										BMW E30 M3									
lap	Sect-1	Speed	Sect-2	Speed	Sect-3	Speed	TopSpeed	laptime	pit	lap	Sect-1	Speed	Sect-2	Speed	Sect-3	Speed	Topspeed	laptime	pit
1				120.7	15.072			1:25.674		8	22.027	112.6	40.827	121.8	14.038			1:16.892	
2	23.287	107.1	42.140	120.9	14.456	105.9		1:19.883		9	22.295	108.8	41.891	121.8	14.038	106.4		1:18.224	
3	22.738	110.0	41.418	121.8	14.090			1:18.246		10	22.076	111.5	40.771	121.5	13.901	106.4		1:16.748	
4	22.232	111.5	42.664	119.8	14.217			1:19.113		11	22.061	115.3	40.733	120.5	13.840			1:16.634	
5	22.214	111.7	40.998	120.7	14.080			1:17.292		12	22.074	111.7	41.110	122.0	13.604			1:16.788	
6	22.179	114.5	40.824	121.5	14.083	105.9		1:17.086		13	22.062	108.5	41.851	120.9	13.865			1:17.778	
7	22.383	108.5	40.985	121.8	14.856	104.7		1:18.224		14	22.223	111.5	53.168	76.3	In			1:37.774	P

67 Tony Absolom (ST2)										Vauxhall Cavalier									
lap	Sect-1	Speed	Sect-2	Speed	Sect-3	Speed	TopSpeed	laptime	pit	lap	Sect-1	Speed	Sect-2	Speed	Sect-3	Speed	Topspeed	laptime	pit
1				119.2	15.179			1:25.618		9	22.797	112.0	44.714	118.3	14.562	105.7		1:22.073	
2	22.994	109.5	41.861	121.1	14.457			1:19.312		10	22.524	111.3	42.211	119.0	14.191	106.2		1:18.926	
3	22.336	115.1	41.751	120.5	14.089			1:18.176		11	22.154	120.1	41.838	118.8	14.416	104.2		1:18.408	
4	22.130	120.8	43.681	117.9	14.604	105.4		1:20.415		12	22.466	112.8	41.808	119.4	13.944	106.7		1:18.218	
5	23.014	116.6	41.442	120.9	13.930			1:18.386		13	22.404	120.6	41.524	118.8	14.635			1:18.563	
6	22.692	112.6	41.723	120.9	14.402			1:18.817		14	22.359	115.5	44.029	119.6	14.361			1:20.749	
7	22.537	113.3	41.709	120.2	14.455	105.5		1:18.701		15	22.287	114.3	42.480	119.2	14.133	104.4		1:18.900	
8	22.648	113.5	41.707	119.8	14.716	102.6		1:19.071		16	22.611	109.3	42.570	116.7	14.301			1:19.482	

97 Neil Smith (ST1)										Alfa Romeo 150 STW									
lap	Sect-1	Speed	Sect-2	Speed	Sect-3	Speed	TopSpeed	laptime	pit	lap	Sect-1	Speed	Sect-2	Speed	Sect-3	Speed	Topspeed	laptime	pit
1				125.2	13.928			1:20.922		10	21.085	120.4	39.607	125.2	13.441	110.4		1:14.133	
2	22.066	111.5	40.017	125.9	13.932	108.4		1:16.015		11	22.053	107.6	40.398	126.6	13.573	110.2		1:16.024	
3	21.702	119.3	40.484	125.4	13.943			1:16.129		12	21.249	122.7	39.746	127.3	13.815	109.7		1:14.810	
4	21.421	117.2	39.572	125.6	13.717			1:14.710		13	21.399	120.8	41.063	123.1	13.498			1:15.960	
5	21.320	115.8	39.355	126.1	13.310	112.0		1:13.985		14	21.258	116.2	39.515	126.6	14.100			1:14.873	
6	21.224	116.6	39.000	125.9	13.391	112.6		1:13.615		15	21.443	115.8	40.069	125.4	14.025	109.5		1:15.537	
7	21.292	119.9	39.310	125.2	13.400	112.2		1:14.002		16	21.541	112.8	39.970	125.2	13.940			1:15.451	
8	21.586	112.0	39.328	125.9	13.209	112.4		1:14.123		17	21.225	115.7	40.069	125.4	14.028			1:15.322	
9	21.426	115.8	39.220	125.6	13.420	111.3		1:14.066		18									

123 Adam Morgan (ST4)										Ford Capri									
lap	Sect-1	Speed	Sect-2	Speed	Sect-3	Speed	TopSpeed	laptime	pit	lap	Sect-1	Speed	Sect-2	Speed	Sect-3	Speed	Topspeed	laptime	pit
1				115.3	14.826			1:26.603		5	22.582	107.8	41.939	117.9	13.991			1:18.512	
2	23.148	105.4	43.574	115.7	14.469			1:21.191		6	22.439	107.1	41.946	117.3	14.174	106.2		1:18.559	
3	22.463	108.6	42.280	117.9	14.301	106.5		1:19.044		7	22.461	107.3	47.912	97.3	In			1:34.262	P
4	22.459	108.3	43.673	116.9	14.361	106.0		1:20.493		8									



Session Start: 09:43:30 - Finish: 10:04:33

Weather/Track Conditions: Bright / Dry

Circuit: Donington Park National

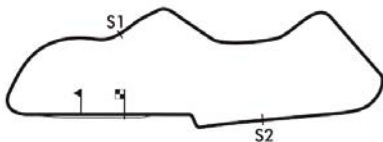
Track Length: 3.185 Km - 1.9791 miles

Donington Historic Festival - 28 - 30 Apr 2017

HSCC Super Touring Car Challenge for 1970-2000 Touring Cars

Race 2 - Best Sector Times

	SECTOR 1			SECTOR 2			SECTOR 3			IDEAL / BEST LAP COMPARISON					
	NO	TIME	LAP	NO	TIME	LAP	NO	TIME	LAP	NO	NAME	BEST	IN	IDEAL	DIFF
1	20	20.949	17	20	38.993	9	3	12.957	13	20	Chris Beighton	1:13.280	9	1:13.261	+0.019
2	4	20.970	9	97	39.000	6	97	13.209	8	3	James Dodd	1:13.337	13	1:13.166	+0.171
3	3	21.059	13	13	39.144	7	4	13.244	8	97	Neil Smith	1:13.615	6	1:13.294	+0.321
4	97	21.085	10	3	39.150	12	20	13.319	9	4	Jason Minshaw	1:13.651	10	1:13.426	+0.225
5	13	21.151	4	4	39.212	8	11	13.353	13	13	Rick Wood	1:14.045	9	1:13.738	+0.307
6	11	21.289	15	23	40.205	5	23	13.370	14	11	Colin Turkington	1:15.058	13	1:14.943	+0.115
7	60	21.310	13	11	40.301	13	13	13.443	17	23	Graeme Dodd	1:15.303	14	1:15.060	+0.243
8	23	21.485	3	60	40.574	6	66	13.604	12	60	Mark Wright	1:16.559	6	1:15.722	+0.837
9	36	22.026	8	66	40.733	11	36	13.701	9	66	Harry WHALE	1:16.634	11	1:16.364	+0.270
10	66	22.027	8	36	40.919	11	28	13.797	8	36	Keith Butcher	1:16.801	11	1:16.646	+0.155
11	28	22.044	6	28	41.057	6	60	13.838	5	28	Jason Hughes	1:17.339	4	1:16.898	+0.441
12	67	22.130	4	67	41.442	5	67	13.930	5	67	Tony Absolom	1:18.176	3	1:17.502	+0.674
13	123	22.439	6	61	41.725	12	123	13.991	5	123	Adam Morgan	1:18.512	5	1:18.369	+0.143
14	61	22.626	11	123	41.939	5	61	14.192	10	61	Tom Houlbrook	1:18.722	10	1:18.543	+0.179



Session Start: 09:43:30 - Finish: 10:04:33

Weather/Track Conditions: Bright / Dry

Circuit: Donington Park National

Track Length: 3.185 Km - 1.9791 miles

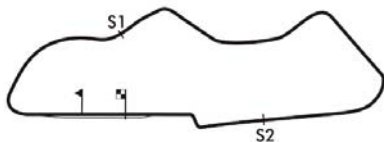


Donington Historic Festival - 28 - 30 Apr 2017

HSCC Super Touring Car Challenge for 1970-2000 Touring Cars

Race 2 - Best Sector Speeds

	NO	SECTOR 1	MPH	NO	SECTOR 2	MPH	NO	SECTOR 3	MPH
1	20	Chris Beighton	125.0	13	Rick Wood	136.6	13	Rick Wood	120.5
2	4	Jason Minshaw	123.0	60	Mark Wright	135.5	60	Mark Wright	115.1
3	97	Neil Smith	122.7	4	Jason Minshaw	127.5	4	Jason Minshaw	113.0
4	67	Tony Absolom	120.8	97	Neil Smith	127.3	3	James Dodd	112.6
5	11	Colin Turkington	120.6	3	James Dodd	127.0	97	Neil Smith	112.6
6	3	James Dodd	118.9	23	Graeme Dodd	126.6	20	Chris Beighton	112.2
7	60	Mark Wright	118.5	11	Colin Turkington	126.1	23	Graeme Dodd	111.5
8	13	Rick Wood	117.4	20	Chris Beighton	125.6	11	Colin Turkington	111.1
9	36	Keith Butcher	115.5	36	Keith Butcher	122.2	36	Keith Butcher	107.9
10	66	Harry WHALE	115.3	28	Jason Hughes	122.0	66	Harry WHALE	107.9
11	23	Graeme Dodd	113.0	66	Harry WHALE	122.0	67	Tony Absolom	107.4
12	61	Tom Houlbrook	113.0	67	Tony Absolom	121.1	28	Jason Hughes	107.0
13	28	Jason Hughes	110.6	61	Tom Houlbrook	120.2	123	Adam Morgan	107.0
14	123	Adam Morgan	108.6	123	Adam Morgan	117.9	61	Tom Houlbrook	103.7



Session Start: 09:43:30 - Finish: 10:04:33
Weather/Track Conditions: Bright / Dry
Circuit: Donington Park National
Track Length: 3.185 Km - 1.9791 miles



Donington Historic Festival - 28 - 30 Apr 2017

HSCC Super Touring Car Challenge for 1970-2000 Touring Cars

Race 2 - Lap Chart

Lap 1			Lap 2			Lap 3			Lap 4			Lap 5			Lap 6		
NO	Behind	Laptime	NO	Behind	Laptime	NO	Behind	Laptime	NO	Behind	Laptime	NO	Behind	Laptime	NO	Behind	Laptime
3		1:17.525	3		1:14.955	3		1:14.126	3		1:14.169	3		1:14.086	3		1:14.005
20	3.200	1:20.725	97	4.457	1:16.015	97	6.460	1:16.129	97	7.001	1:14.710	97	6.900	1:13.985	97	6.510	1:13.615
97	3.397	1:20.922	20	4.631	1:16.386	20	6.758	1:16.253	20	8.224	1:15.635	20	8.652	1:14.514	20	9.235	1:14.588
23	4.082	1:21.607	23	5.645	1:16.518	23	8.382	1:16.863	23	10.133	1:15.920	23	11.468	1:15.421	23	13.813	1:16.350
4	4.340	1:21.865	4	6.129	1:16.744	4	8.387	1:16.384	4	10.185	1:15.967	4	11.798	1:15.699	4	13.821	1:16.028
60	6.733	1:24.258	36	10.093	1:18.078	36	13.608	1:17.641	11	18.169	1:17.975	60	20.914	1:16.654	60	23.468	1:16.559
36	6.970	1:24.495	60	10.833	1:19.055	60	14.071	1:17.364	36	18.276	1:18.837	11	21.946	1:17.863	11	23.890	1:15.949
28	7.195	1:24.720	11	11.144	1:17.905	11	14.363	1:17.345	60	18.346	1:18.444	36	23.055	1:18.865	13	26.324	1:15.917
67	8.093	1:25.618	28	11.585	1:19.345	28	15.542	1:18.083	28	18.712	1:17.339	28	23.187	1:18.561	28	27.196	1:18.014
66	8.149	1:25.674	67	12.450	1:19.312	67	16.500	1:18.176	66	22.141	1:19.113	13	24.412	1:15.109	36	27.553	1:18.503
11	8.194	1:25.719	66	13.077	1:19.883	66	17.197	1:18.246	67	22.746	1:20.415	66	25.347	1:17.292	66	28.428	1:17.086
123	9.078	1:26.603	123	15.314	1:21.191	123	20.232	1:19.044	13	23.389	1:14.811	67	27.046	1:18.386	67	31.858	1:18.817
61	12.314	1:29.839	61	19.758	1:22.399	13	22.747	1:16.739	123	26.556	1:20.493	123	30.982	1:18.512	123	35.536	1:18.559
13	18.299	1:35.824	13	20.134	1:16.790	61	27.346	1:21.714	61	33.623	1:20.446	61	39.673	1:20.136	61	45.602	1:19.934

Session Start: 09:43:30 - Finish: 10:04:33

Weather/Track Conditions: Bright / Dry

Circuit: Donington Park National

Track Length: 3.185 Km - 1.9791 miles

Donington Historic Festival - 28 - 30 Apr 2017

HSCC Super Touring Car Challenge for 1970-2000 Touring Cars

Race 2 - Lap Chart

Lap 7			Lap 8			Lap 9			Lap 10			Lap 11			Lap 12		
NO	Behind	Laptime	NO	Behind	Laptime	NO	Behind	Laptime	NO	Behind	Laptime	NO	Behind	Laptime	NO	Behind	Laptime
3		1:14.173	3		1:13.905	3		1:14.068	3		1:13.735	3		1:13.927	3		1:13.436
97	6.339	1:14.002	97	6.557	1:14.123	97	6.555	1:14.066	97	6.953	1:14.133	97	9.050	1:16.024	97	10.424	1:14.810
20	8.858	1:13.796	20	8.874	1:13.921	20	8.086	1:13.280	20	7.975	1:13.624	20	9.368	1:15.320	20	10.739	1:14.807
4	15.431	1:15.783	4	15.214	1:13.688	4	14.867	1:13.721	4	14.783	1:13.651	23	25.915	1:16.586	23	28.690	1:16.211
23	16.114	1:16.474	23	18.139	1:15.930	23	20.796	1:16.725	23	23.256	1:16.195	13	27.444	1:14.148	13	35.436	1:21.428
60	25.975	1:16.680	13	26.647	1:14.069	13	26.624	1:14.045	13	27.223	1:14.334	11	38.533	1:16.393	11	40.726	1:15.629
11	26.167	1:16.450	11	31.868	1:19.606	11	34.091	1:16.291	11	36.067	1:15.711	36	45.078	1:16.801	36	48.484	1:16.842
13	26.483	1:14.332	60	32.119	1:20.049	36	38.812	1:17.724	36	42.204	1:17.127	66	45.342	1:16.634	66	48.694	1:16.788
36	31.872	1:18.492	36	35.156	1:17.189	66	39.622	1:18.224	66	42.635	1:16.748	60	48.437	1:17.091	60	51.726	1:16.725
66	32.479	1:18.224	66	35.466	1:16.892	60	41.102	1:23.051	60	45.273	1:17.906	67	59.229	1:18.408	67	1:04.011	1:18.218
28	32.918	1:19.895	28	36.450	1:17.437	28	46.221	1:23.839	67	54.748	1:18.926	61	1:13.331	1:19.683			
67	36.386	1:18.701	67	41.552	1:19.071	67	49.557	1:22.073	28	56.926	1:24.440						
61	51.186	1:19.757	61	57.179	1:19.898	61	1:02.588	1:19.477	61	1:07.575	1:18.722						
123	55.625	1:34.262															

Session Start: 09:43:30 - Finish: 10:04:33

Weather/Track Conditions: Bright / Dry

Circuit: Donington Park National

Track Length: 3.185 Km - 1.9791 miles

Donington Historic Festival - 28 - 30 Apr 2017

HSCC Super Touring Car Challenge for 1970-2000 Touring Cars

Race 2 - Lap Chart

Lap 13			Lap 14			Lap 15			Lap 16			Lap 17		
NO	Behind	Laptime	NO	Behind	Laptime	NO	Behind	Laptime	NO	Behind	Laptime	NO	Behind	Laptime
3		1:13.337	3		1:13.557	3		1:15.690	3		1:15.305	3		1:14.653
61	1 LAP	1:19.261	61	1 LAP	1:19.266	67	1 LAP	1:20.749	67	1 LAP	1:18.900	67	1 LAP	1:19.482
97	13.047	1:15.960	97	14.363	1:14.873	66	1 LAP	1:37.774	97	14.356	1:15.451	97	15.025	1:15.322
20	13.615	1:16.213	20	15.260	1:15.202	97	14.210	1:15.537	20	14.833	1:15.687	20	15.190	1:15.010
23	31.283	1:15.930	23	33.029	1:15.303	20	14.451	1:14.881	23	37.804	1:17.633	23	40.568	1:17.417
11	42.447	1:15.058	11	45.723	1:16.833	23	35.476	1:18.137	11	46.078	1:15.219	11	46.917	1:15.492
36	52.917	1:17.770	36	56.693	1:17.333	11	46.164	1:16.131	36	1:00.413	1:17.106	36	1:03.223	1:17.463
66	53.135	1:17.778	60	1:03.605	1:19.378	36	58.612	1:17.609	60	1:10.315	1:19.138	13	1:12.487	1:15.393
60	57.784	1:19.395	13	1:10.250	1:15.484	60	1:06.482	1:18.567	13	1:11.747	1:15.630	60	1:14.764	1:19.102
13	1:08.323	1:46.224				13	1:11.422	1:16.862						
67	1:09.237	1:18.563												

Session Start: 09:43:30 - Finish: 10:04:33

Weather/Track Conditions: Bright / Dry

Circuit: Donington Park National

Track Length: 3.185 Km - 1.9791 miles

Donington Historic Festival - 28 - 30 Apr 2017

HSCC Super Touring Car Challenge for 1970-2000 Touring Cars

Race 17 - Starting Grid - AMENDED

Sheet No:

Start Time : 16:30 - Heat Duration : 20 Minutes

6	11	17 Mark Smith	
5	9	4 Jason Minshaw	10
			28 Jason Hughes
4	7	67 Tony Absolom	8
			66 Nick Whale
3	5	36 Keith Butcher	6
			60 Mark Wright
2	3	20 Chris Beighton	4
			23 Graeme Dodd
1	1	3 James Dodd	2
			97 Neil Smith
ROW	Pole Right		

CAR 17 - allowed to start from back of grid. CARS 11, 13, 61, 123 - Withdrawn.

*Circuit: Donington Park National
Track Length: 3.185 Km - 1.9791 miles*

These results are provisional until the conclusion of any judicial and technical matters.		
Clerk of the Course:	Timekeeper:	Issued at:
Julian Floyd	Nick Palmer	

Donington Historic Festival - 28 - 30 Apr 2017

Mad Jack - Pre-War Sports Cars

Race 3 - Classification

Sheet No:

POS	NO	DRIVER/S	CLASS	CLASS POS	CAR MAKE / MODEL	TIME	LAPS	GAP	DIFF	MPH	BEST	ON
1	11	Wakeman-Blakeney-Edwards	PW1	1	Frazer Nash	40:59.272	25	-- 25 laps		72.42	1:34.816	24
2	3	Morley C-Morley J	PW3	1	Bentley 3/4½	41:27.381	24	-- 24 laps	2:04.328	68.74	1:39.060	19
3	9	Hudson-Morley	PW3	2	Bentley 3/4½	41:29.568	24	2.187	2.187	68.68	1:36.239	24
4	21	Richard Iliffe	PW4	1	Riley Kestral Sports	41:41.629	24	14.248	12.061	68.35	1:39.278	24
5	35	Lukas Halusa	PW2	1	Bugatti 35C	41:56.003	24	28.622	14.374	67.96	1:35.340	17
6	7	Bianchi-Bechtolsheimer	PW7	1	Talbot Lago T150C	42:13.901	24	46.520	17.898	67.48	1:38.658	24
7	23	Richard Wilson	PW5	1	Squire Skimpy Short	42:15.080	24	47.699	1.179	67.45	1:41.354	21
8	4	Champion-Stanton	PW1	2	Frazer Nash	42:32.486	24	1:05.105	17.406	66.99	1:41.255	20
9	17	Heinz Stamm	PW5	2	Aston Martin 2 Litre	42:33.220	24	1:05.839	0.734	66.97	1:40.821	22
10	32	Martin Halusa	PW6	1	Alfa Romeo 8C 2300	42:34.091	24	1:06.710	0.871	66.95	1:41.202	19
11	46	Duncan Wiltshire	PW2	2	Bentley 3 Litre	41:58.304	23	-- 23 laps	1:06.421	65.07	1:45.108	5
12	14	Chilcott-Futter	PW1	3	Frazer Nash Fast Tourer	42:13.229	23	14.925	14.925	64.68	1:39.412	13
13	26	Smith-Gillett	PW2	3	Hotchkiss AM80	41:07.725	22	-- 22 laps	50.014	63.52	1:45.668	10
14	6	Edward Bradley	PW4	2	Aston Martin Ulster	41:11.576	22	3.851	3.851	63.42	1:47.847	14
15	12	Jonathan Procter	PW4	3	Frazer Nash TT Rep	42:11.606	22	1:03.881	1:00.030	61.91	1:50.376	15
16	31	Trevor Swete	PW7	2	Invicta S-Type	42:13.359	22	1:05.634	1.753	61.87	1:44.222	21
17	18	Guy Northam	PW3	3	Bentley 4½	41:26.047	20	-- 20 laps	2:41.774	57.32	1:58.225	16
18	37	Sebba-Cole	PW4	4	Morgan 4-4 LM	43:19.674	20	1:53.627	1:53.627	54.81	2:01.135	8
19	1	Sam Stretton	PW6	2	Alta Sports	18:39.323	11	-- 11 laps		70.02	1:35.421	3
20	45	Llewellyn O-Llewellyn T	PW3	4	Bentley 4½	15:53.994	9	-- 9 laps --	1:05.139	67.21	1:41.648	5
21	15	Jock Mackinnon	PW2	4	Bentley 3 litre Tourer	16:41.259	9	47.265	47.265	64.04	1:46.357	3

----- FASTEST LAP SUMMARY -----

NO	DRIVER/S	CLASS	CAR MAKE / MODEL	FASTEST LAP	ON	MPH
11	Wakeman-Blakeney-Edwards	PW1	Frazer Nash Supersports	1:34.816	24	75.14
35	Lukas Halusa	PW2	Bugatti 35C	1:35.340	17	74.73
1	Sam Stretton	PW6	Alta Sports	1:35.421	3	74.67
9	Hudson-Morley	PW3	Bentley 3/4½	1:36.239	24	74.03
7	Bianchi-Bechtolsheimer	PW7	Talbot Lago T150C	1:38.658	24	72.22
21	Richard Iliffe	PW4	Riley Kestral Sports	1:39.278	24	71.76
17	Heinz Stamm	PW5	Aston Martin 2 Litre Speed	1:40.821	22	70.67

CAR 52 - NON STARTER

Session Start: 10:19:29 - Finish: 11:00:27

Weather/Track Conditions: Bright / Dry

Circuit: Donington Park National

Track Length: 3.185 Km - 1.9791 miles

These results are provisional until the conclusion of any judicial and technical matters.

Clerk of the Course:

Timekeeper:

Issued at:

Julian Floyd

Nick Palmer



Printed : 29-04-2017 - 11:03

Donington Historic Festival - 28 - 30 Apr 2017

Mad Jack - Pre-War Sports Cars

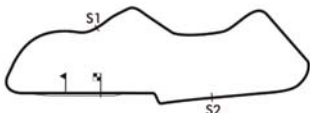
Race 3 - Sector Analysis

1 Sam Stretton (PW6)									Alta Sports										
lap	Sect-1	Speed	Sect-2	Speed	Sect-3	Speed	TopSpeed	laptime	pit	lap	Sect-1	Speed	Sect-2	Speed	Sect-3	Speed	Topspeed	laptime	pit
1				93.9	17.573			1:42.262		7	28.177	86.5	51.594	91.9	17.392			1:37.163	
2	27.743	91.3	51.607	92.0	17.256	86.8		1:36.606		8	27.597	87.6	52.167	93.3	17.689	83.0		1:37.453	
3	27.156	89.7	51.226	93.4	17.039			1:35.421		9	27.982	88.5	52.291	90.4	18.876	85.1		1:39.149	
4	27.351	87.6	52.556	94.3	16.968	86.0		1:36.875		10	27.724	91.2	55.748	79.4	18.029	82.9		1:41.501	
5	27.151	88.4	53.510	90.0	17.276	84.5		1:37.937		11	34.154	54.5	1:05.273	73.0	In			2:08.967	P
6	27.617	88.0	1:00.326	93.1	18.046	81.8		1:45.989		12									

3 Morley C-Morley J (PW3)									Bentley 3/4½										
lap	Sect-1	Speed	Sect-2	Speed	Sect-3	Speed	TopSpeed	laptime	pit	lap	Sect-1	Speed	Sect-2	Speed	Sect-3	Speed	Topspeed	laptime	pit
1				92.4	17.977	79.9		1:45.144		13	30.016	80.7	54.485	90.9	17.809			1:42.310	
2	28.482	88.1	53.496	91.2	18.454			1:40.432		14	29.133	84.6	55.542	90.5	17.890	77.6		1:42.565	
3	28.906	88.2	53.595	90.3	18.223	77.8		1:40.724		15	29.737	77.2	53.957	91.2	17.874	78.7		1:41.568	
4	28.983	87.5	53.266	90.6	17.890	78.7		1:40.139		16	29.690	87.1	55.454	89.3	17.998	79.2		1:43.142	
5	28.743	89.2	54.512	89.9	18.177	78.4		1:41.432		17	29.329	87.6	54.034	90.6	17.908			1:41.271	
6	28.725	88.0	54.664	90.4	17.779			1:41.168		18	29.513	88.8	54.275	93.0	17.955	81.0		1:41.743	
7	28.440	94.1	53.330	90.4	18.426	78.1		1:40.196		19	28.579	85.9	52.922	92.5	17.559	79.3		1:39.060	
8	29.130	90.4	53.834	90.9	18.227	77.4		1:41.191		20	28.768	89.7	53.718	92.0	18.032			1:40.518	
9	29.378	87.4	55.563	90.5	17.961	78.3		1:42.902		21	29.004	81.9	55.160	89.1	18.091			1:42.255	
10	28.677	92.1	54.258	90.6	18.328			1:41.263		22	30.362	88.9	53.915	90.4	18.269	80.0		1:42.546	
11	28.784	91.5	54.610	90.3	In			1:49.760	P	23	28.678	92.3	53.155	91.0	17.448			1:39.281	
12	Out	85.3	53.958	93.3	18.838	78.8		2:27.411	P	24	29.049	89.5	52.554	92.2	17.757			1:39.360	

4 Champion-Stanton (PW1)									Frazer Nash Supersports										
lap	Sect-1	Speed	Sect-2	Speed	Sect-3	Speed	TopSpeed	laptime	pit	lap	Sect-1	Speed	Sect-2	Speed	Sect-3	Speed	Topspeed	laptime	pit
1				85.0	19.318			1:51.870		13	30.548	84.8	55.932	85.7	20.183	77.9		1:46.663	
2	30.037	81.6	55.733	87.1	19.695	77.8		1:45.465		14	30.048	85.4	56.669	87.9	19.588	78.2		1:46.305	
3	30.865	82.4	54.721	89.7	19.361			1:44.947		15	29.762	89.1	54.222	86.2	19.135			1:43.119	
4	30.307	82.7	54.234	89.3	18.607			1:43.148		16	29.759	87.9	53.357	86.2	19.184	78.6		1:42.300	
5	30.084	77.2	55.788	85.7	19.208			1:45.080		17	29.145	89.5	53.506	86.9	18.810	78.8		1:41.461	
6	29.408	83.3	55.084	89.8	18.508			1:43.000		18	30.247	88.9	53.980	86.8	19.202			1:43.429	
7	29.992	82.5	56.301	84.9	18.702			1:44.995		19	29.674	87.1	54.663	89.7	18.502			1:42.839	
8	29.864	83.9	54.362	88.6	18.987			1:43.213		20	28.884	87.4	53.630	88.6	18.741	80.0		1:41.255	
9	30.155	78.9	58.087	82.5	19.822			1:48.064		21	29.331	79.1	56.089	87.1	19.144			1:44.564	
10	29.569	85.0	54.452	87.3	18.505			1:42.526		22	29.451	88.7	53.489	86.8	19.840	78.4		1:42.780	
11	29.533	84.7	54.171	88.5	In			1:49.501	P	23	29.347	89.2	54.875	85.9	19.018			1:43.240	
12	Out	80.3	56.981	84.2	21.011			2:30.848	P	24	29.416	88.3	53.530	86.4	18.928			1:41.874	

6 Edward Bradley (PW4)									Aston Martin Ulster										
lap	Sect-1	Speed	Sect-2	Speed	Sect-3	Speed	TopSpeed	laptime	pit	lap	Sect-1	Speed	Sect-2	Speed	Sect-3	Speed	Topspeed	laptime	pit
1				79.5	20.517	71.0		2:03.615		12	Out	77.5	57.388	79.8	19.993			2:27.187	P
2	32.414	74.0	59.485	78.2	20.126	69.8		1:52.025		13	32.197	78.9	57.625	79.0	19.783			1:49.605	
3	32.564	73.6	59.841	76.3	20.535			1:52.940		14	31.219	81.9	56.997	80.4	19.631	71.3		1:47.847	
4	32.371	75.7	58.835	77.0	20.154	68.0		1:51.360		15	30.914	82.3	57.342	80.4	19.733			1:47.989	
5	32.206	75.0	58.142	78.0	20.216	67.7		1:50.564		16	31.115	80.9	58.368	80.1	20.500	71.3		1:49.983	
6	31.881	76.0	58.614	78.0	19.875			1:50.370		17	31.207	81.1	56.995	79.9	19.777			1:47.979	
7	31.841	74.6	57.793	78.9	20.254			1:49.888		18	31.440	80.1	58.768	78.5	19.523			1:49.731	
8	31.700	78.0	58.575	77.5	20.045			1:50.320		19	31.625	81.1	56.731	81.4	20.450	71.0		1:48.806	
9	31.564	76.8	58.109	78.7	19.674			1:49.347		20	31.276	76.2	58.250	79.8	19.624			1:49.150	
10	31.519	76.9	58.420	81.3	19.836			1:49.775		21	31.527	79.2	59.012	78.8	20.351	68.6		1:50.890	
11	31.142	78.5	57.786	80.0	In			1:52.686	P	22	31.527	79.3	57.912	75.3	20.080	69.3		1:49.519	



Session Start: 10:19:29 - Finish: 11:00:27

Weather/Track Conditions: Bright / Dry

Circuit: Donington Park National

Track Length: 3.185 Km - 1.9791 miles

Donington Historic Festival - 28 - 30 Apr 2017

Mad Jack - Pre-War Sports Cars

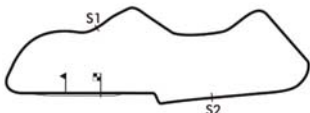
Race 3 - Sector Analysis

7 Bianchi-Bechtolsheimer (PW7)										Talbot Lago T150C									
lap	Sect-1	Speed	Sect-2	Speed	Sect-3	Speed	TopSpeed	laptime	pit	lap	Sect-1	Speed	Sect-2	Speed	Sect-3	Speed	Topspeed	laptime	pit
1				90.9	18.558			1:50.352		13	29.436	83.0	53.567	92.2	19.869			1:42.872	
2	29.495	79.8	56.861	91.5	18.629			1:44.985		14	29.352	82.7	54.523	91.9	18.109	81.0		1:41.984	
3	30.399	76.2	55.150	93.1	18.519			1:44.068		15	29.387	84.6	53.861	93.0	18.007			1:41.255	
4	29.445	79.5	56.370	88.1	19.257	84.3		1:45.072		16	28.932	86.1	53.900	93.1	18.065	81.5		1:40.897	
5	30.676	75.1	55.244	92.9	18.667	83.1		1:44.587		17	28.854	86.1	53.309	93.9	17.812			1:39.975	
6	29.172	81.1	55.355	94.7	18.023			1:42.550		18	29.757	76.8	54.737	92.9	18.041	82.7		1:42.535	
7	29.515	79.3	57.031	93.6	18.377			1:44.923		19	29.319	84.8	53.592	93.1	18.121			1:41.032	
8	29.809	78.3	55.190	90.5	19.086			1:44.085		20	28.587	87.5	53.094	94.3	18.218	81.8		1:39.899	
9	30.320	80.5	57.799	93.3	In			1:51.766	P	21	28.475	89.0	53.048	93.4	17.965	82.2		1:39.488	
10	Out	73.0	57.200	90.4	19.118			2:45.384	P	22	28.625	87.3	52.504	94.2	17.778	82.0		1:38.907	
11	30.453	81.1	56.552	89.2	18.627	80.0		1:45.632		23	29.326	83.4	52.624	94.6	17.382	82.5		1:39.332	
12	29.692	80.9	54.708	91.1	19.263	80.5		1:43.663		24	27.960	91.6	52.686	93.8	18.012	81.6		1:38.658	

9 Hudson-Morley (PW3)										Bentley 3/4½									
lap	Sect-1	Speed	Sect-2	Speed	Sect-3	Speed	TopSpeed	laptime	pit	lap	Sect-1	Speed	Sect-2	Speed	Sect-3	Speed	Topspeed	laptime	pit
1				84.1	20.011	78.1		1:59.213		13	Out	80.1	54.763	90.0	18.295			2:14.677	P
2	30.492	74.6	57.431	87.3	20.405	76.4		1:48.328		14	28.678	85.5	52.895	92.1	18.173	81.0		1:39.746	
3	30.520	73.1	56.841	87.8	19.732	78.8		1:47.093		15	28.110	88.0	51.530	95.2	17.830	81.2		1:37.470	
4	30.843	74.7	56.260	82.5	20.067	80.0		1:47.170		16	28.268	87.1	52.181	94.8	17.982			1:38.431	
5	31.029	74.5	55.356	88.8	19.420	80.0		1:45.805		17	28.380	78.4	51.496	95.5	17.852	77.6		1:37.728	
6	30.627	74.5	55.212	92.9	18.858			1:44.697		18	28.086	89.7	52.264	95.5	17.580			1:37.930	
7	28.988	80.9	54.740	90.9	18.160	79.9		1:41.888		19	27.905	87.3	51.565	95.2	18.209			1:37.679	
8	29.123	76.1	56.624	91.9	18.622			1:44.369		20	28.543	89.2	53.754	94.6	17.509	82.3		1:39.806	
9	29.223	80.9	54.895	91.0	18.683			1:42.801		21	27.861	87.6	53.152	93.1	17.644	80.6		1:38.657	
10	28.788	80.0	55.488	92.0	18.526			1:42.802		22	28.224	86.6	53.511	93.1	17.497	82.2		1:39.232	
11	30.560	75.5	54.766	91.7	18.779			1:44.105		23	27.937	88.3	51.494	94.3	17.543			1:36.974	
12	29.409	81.0	54.405	92.6	In			1:46.728	P	24	27.994	90.1	50.973	95.8	17.272	82.2		1:36.239	

11 Wakeman-Blakeney-Edwards (PW1)										Frazer Nash Supersports									
lap	Sect-1	Speed	Sect-2	Speed	Sect-3	Speed	TopSpeed	laptime	pit	lap	Sect-1	Speed	Sect-2	Speed	Sect-3	Speed	Topspeed	laptime	pit
1				89.3	17.578			1:41.663		14	27.861	84.8	51.463	89.2	In			1:41.169	P
2	27.649	94.8	51.111	90.3	17.593	83.3		1:36.353		15	Out	89.2	51.492	89.9	18.669	80.9		2:12.091	P
3	27.487	88.3	51.013	90.6	17.458			1:35.958		16	27.965	88.5	53.088	91.4	18.959			1:40.012	
4	27.869	86.3	51.310	90.9	16.987			1:36.166		17	28.165	91.9	51.877	88.7	19.204			1:39.246	
5	27.284	92.3	52.163	91.1	17.153	82.2		1:36.600		18	28.117	92.6	51.312	90.4	17.987			1:37.416	
6	28.004	92.0	51.082	91.6	17.220			1:36.306		19	27.355	92.8	51.956	89.9	17.374	83.9		1:36.685	
7	27.686	93.0	51.085	91.4	17.798			1:36.569		20	27.748	86.1	52.881	89.4	17.709	82.8		1:38.338	
8	27.732	90.9	50.939	91.0	17.208			1:35.879		21	27.399	89.5	51.166	89.7	17.280			1:35.845	
9	27.672	93.4	50.401	93.4	17.137			1:35.210		22	27.412	90.2	51.098	90.9	17.267			1:35.777	
10	28.040	78.0	52.929	92.4	17.155			1:38.124		23	27.643	92.4	50.403	90.9	16.961	82.9		1:35.007	
11	28.572	83.6	50.710	92.5	17.117			1:36.399		24	27.483	92.0	50.387	95.0	16.946	83.1		1:34.816	
12	27.752	92.4	50.331	91.4	17.378			1:35.461		25	27.249	90.2	51.759	90.6	17.211	82.7		1:36.219	
13	27.432	90.5	51.246	90.3	17.285	84.8		1:35.963		26									

12 Jonathan Procter (PW4)										Frazer Nash TT Rep									
lap	Sect-1	Speed	Sect-2	Speed	Sect-3	Speed	TopSpeed	laptime	pit	lap	Sect-1	Speed	Sect-2	Speed	Sect-3	Speed	Topspeed	laptime	pit
1				72.2	21.060			2:07.408		12	Out	76.1	1:00.803	76.6	20.339			2:31.917	P
2	33.552	73.4	1:02.352	74.8	20.789	68.8		1:56.693		13	32.355	78.8	1:00.780	75.9	21.117			1:54.252	
3	32.798	75.1	1:00.237	74.8	20.314	70.0		1:53.349		14	31.761	76.4	58.996	78.7	19.950			1:50.707	
4	32.395	76.8	59.605	78.0	19.893			1:51.893		15	31.634	80.4	58.771	77.1	19.971			1:50.376	
5	31.781	78.7	1:00.141	76.1	20.310			1:52.232		16	31.605	80.5	58.977	75.9	20.110			1:50.692	
6	32.666	78.3	59.910	77.8	20.242			1:52.818		17	31.881	77.9	58.917	76.2	19.941			1:50.739	
7	32.238	76.4	1:00.025	75.5	20.043			1:52.306		18	31.694	79.7	59.811	76.4	19.864			1:51.369	
8	32.313	77.3	1:00.132	74.6	20.448			1:52.893		19	32.096	75.0	59.889	76.5	19.988			1:51.973	
9	32.037	78.7	1:00.090	77.1	20.515	69.4		1:52.642		20	31.643	79.8	59.897	76.7	20.305			1:51.845	
10	31.967	77.5	59.672	75.1	20.486			1:52.125		21	31.992	74.5	1:01.458	77.5	19.852	71.6		1:53.302	
11	32.062	79.1	59.872	76.1	In			1:56.707	P	22	33.687	71.1	59.511	76.3	20.170			1:53.368	



Session Start: 10:19:29 - Finish: 11:00:27

Weather/Track Conditions: Bright / Dry

Circuit: Donington Park National

Track Length: 3.185 Km - 1.9791 miles

Donington Historic Festival - 28 - 30 Apr 2017

Mad Jack - Pre-War Sports Cars

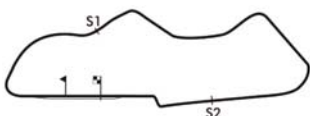
Race 3 - Sector Analysis

14 Chilcott-Futter (PW1)									Frazer Nash Fast Tourer											
lap	Sect-1	Speed	Sect-2	Speed	Sect-3	Speed	TopSpeed	laptime	pit	lap	Sect-1	Speed	Sect-2	Speed	Sect-3	Speed	Topspeed	laptime	pit	
1				90.7	19.685	77.8		1:55.526		13	28.688	90.0	52.249	92.6	18.475			1:39.412		
2	29.551	85.5	53.912	90.1	19.037			1:42.500		14	28.704	86.6	52.439	91.7	In			1:42.566	P	
3	28.994	87.3	55.038	93.1	19.006	77.8		1:43.038		15	Out	63.1	1:03.060	84.1	21.236	71.7		2:40.959	P	
4	28.874	91.5	54.377	84.8	18.774			1:42.025		16	35.348	61.9	1:04.550	84.8	20.915	75.8		2:00.813		
5	29.085	88.3	53.679	88.1	18.459			1:41.223		17	34.157	65.9	1:04.479	76.3	21.062	74.2		1:59.698		
6	29.221	82.7	53.438	89.1	18.212			1:40.871		18	35.323	67.6	1:02.191	85.2	20.455	77.0		1:57.969		
7	29.033	87.0	52.752	92.0	18.441			1:40.226		19	34.575	64.5	1:04.376	83.2	20.460			1:59.411		
8	29.077	90.1	54.053	88.2	18.504			1:41.634		20	33.540	68.0	1:02.616	80.4	20.681			1:56.837		
9	28.882	89.7	52.997	88.6	18.488	80.3		1:40.367		21	34.239	66.9	1:02.167	81.1	21.062	72.0		1:57.468		
10	28.634	91.6	53.208	88.6	18.484			1:40.326		22	33.663	66.0	1:01.460	82.0	20.245	76.3		1:55.368		
11	28.882	88.9	52.711	88.9	18.260	80.3		1:39.853		23	34.034	63.7	1:01.678	81.1	19.806			1:55.518		
12	28.903	88.7	52.420	90.1	18.298			1:39.621		24										

15 Jock Mackinnon (PW2)									Bentley 3 litre Tourer											
lap	Sect-1	Speed	Sect-2	Speed	Sect-3	Speed	TopSpeed	laptime	pit	lap	Sect-1	Speed	Sect-2	Speed	Sect-3	Speed	Topspeed	laptime	pit	
1				80.0	21.110			2:02.282		6	30.991	83.3	56.876	78.8	19.552	69.6		1:47.419		
2	31.753	84.6	56.323	81.1	20.084	70.3		1:48.160		7	32.191	82.5	57.052	78.9	18.984			1:48.227		
3	31.504	83.3	55.211	81.0	19.642			1:46.357		8	31.531	83.9	56.987	79.3	18.883			1:47.401		
4	32.091	82.2	55.946	79.9	19.886	71.5		1:47.923		9	32.200	78.7	1:09.014	59.7	In			2:07.120	P	
5	31.256	84.6	56.426	80.6	18.688	70.5		1:46.370		10										

17 Heinz Stamm (PW5)									Aston Martin 2 Litre Speed										
lap	Sect-1	Speed	Sect-2	Speed	Sect-3	Speed	TopSpeed	laptime	pit	lap	Sect-1	Speed	Sect-2	Speed	Sect-3	Speed	Topspeed	laptime	pit
1				83.9	19.281			2:11.091		13	Out	79.3	55.871	85.0	18.767	81.1		2:15.181	P
2	30.828	73.0	55.278	87.6	18.695	80.7		1:44.801		14	29.471	73.0	56.424	88.4	18.711			1:44.606	
3	29.808	72.9	55.044	84.8	18.323	75.9		1:43.175		15	29.172	85.1	54.614	85.6	18.781			1:42.567	
4	30.477	77.4	54.573	88.9	19.221	81.7		1:44.271		16	29.951	82.9	54.417	87.8	18.329	81.0		1:42.697	
5	30.506	73.1	56.707	85.8	18.735	81.5		1:45.948		17	28.946	84.2	53.529	87.1	18.400	82.3		1:40.875	
6	29.946	74.9	56.610	82.8	19.266	79.8		1:45.822		18	30.425	79.6	55.878	87.9	18.506			1:44.809	
7	30.438	76.8	54.979	88.5	19.372			1:44.789		19	29.729	78.4	54.920	87.9	18.058			1:42.707	
8	29.888	81.9	55.766	86.4	18.717			1:44.371		20	28.828	83.3	53.731	89.1	18.475			1:41.034	
9	30.026	80.6	54.981	86.9	18.818	77.8		1:43.825		21	28.842	79.7	55.288	81.0	21.068			1:45.198	
10	29.994	79.8	56.343	86.8	18.635	81.3		1:44.972		22	29.127	83.5	53.798	87.3	17.896	82.6		1:40.821	
11	30.397	82.2	55.531	84.2	19.157			1:45.085		23	29.877	82.8	54.702	79.2	19.064			1:43.643	
12	29.485	79.5	56.020	84.2	In			1:49.037	P	24	29.476	85.4	53.710	87.3	18.709			1:41.895	

18 Guy Northam (PW3)									Bentley 4½										
lap	Sect-1	Speed	Sect-2	Speed	Sect-3	Speed	TopSpeed	laptime	pit	lap	Sect-1	Speed	Sect-2	Speed	Sect-3	Speed	Topspeed	laptime	pit
1				73.4	22.521	65.9		2:15.231		11	34.359	65.3	1:03.817	76.3	21.637	65.6		1:59.813	
2	35.203	63.9	1:04.478	75.1	21.948			2:01.629		12	34.500	66.6	1:04.953	76.8	22.192	64.8		2:01.645	
3	34.890	62.5	1:04.527	75.1	22.451	67.2		2:01.868		13	34.558	66.3	1:04.231	75.3	21.459			2:00.248	
4	34.931	64.4	1:05.485	76.0	21.582			2:01.998		14	34.412	68.9	1:03.212	77.1	21.412			1:59.036	
5	34.506	67.1	1:04.301	77.1	21.701			2:00.508		15	34.376	68.4	1:03.809	77.9	21.263			1:59.448	
6	35.305	65.5	1:05.434	77.1	21.827			2:02.566		16	33.986	65.6	1:03.086	77.0	21.153	64.6		1:58.225	
7	34.826	62.8	1:07.784	71.8	22.413	67.7		2:05.023		17	34.789	63.9	1:03.330	77.0	21.251	65.7		1:59.370	
8	35.561	62.3	1:05.285	77.7	21.535			2:02.381		18	34.699	68.4	1:03.022	77.7	22.193			1:59.914	
9	34.814	59.1	1:05.507	77.2	In			2:11.113	P	19	33.922	70.0	1:04.276	75.6	21.576	65.8		1:59.774	
10	Out	65.6	1:04.972	77.0	21.272			2:47.465	P	20	33.622	68.1	1:03.467	75.7	21.703	65.2		1:58.792	



Session Start: 10:19:29 - Finish: 11:00:27

Weather/Track Conditions: Bright / Dry

Circuit: Donington Park National

Track Length: 3.185 Km - 1.9791 miles

Donington Historic Festival - 28 - 30 Apr 2017

Mad Jack - Pre-War Sports Cars

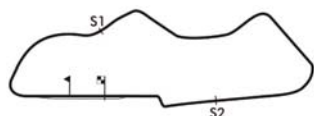
Race 3 - Sector Analysis

21 Richard Iliffe (PW4)										Riley Kestral Sports									
lap	Sect-1	Speed	Sect-2	Speed	Sect-3	Speed	TopSpeed	laptime	pit	lap	Sect-1	Speed	Sect-2	Speed	Sect-3	Speed	Topspeed	laptime	pit
1				87.6	17.824			1:48.790		13	28.937	88.1	54.394	90.0	In			1:46.323	P
2	29.662	89.6	54.728	88.5	18.112	79.9		1:42.502		14	Out	88.3	54.335	90.4	17.981			2:34.514	P
3	29.062	85.1	55.184	88.9	18.226	79.7		1:42.472		15	30.058	80.2	53.589	90.4	18.500	80.1		1:42.147	
4	29.175	90.9	55.510	88.5	18.571			1:43.256		16	29.321	94.4	53.458	89.8	17.534			1:40.313	
5	29.154	90.4	55.195	88.5	18.554	79.7		1:42.903		17	29.158	85.3	55.403	88.7	17.613	80.7		1:42.174	
6	29.016	89.2	54.833	89.4	18.308	79.5		1:42.157		18	29.021	94.8	54.516	88.7	17.633			1:41.170	
7	29.649	87.7	54.848	88.9	18.245			1:42.742		19	28.650	87.4	54.574	89.7	17.640			1:40.864	
8	28.976	92.4	55.515	90.4	18.278	81.6		1:42.769		20	28.812	92.9	54.712	92.0	18.032	81.0		1:41.556	
9	28.809	86.7	54.175	90.3	17.688			1:40.672		21	28.149	90.2	53.351	92.1	18.368			1:39.868	
10	28.913	88.9	54.062	90.4	17.895			1:40.870		22	28.612	89.8	53.907	91.6	20.585	78.2		1:43.104	
11	28.698	87.3	54.095	90.3	17.655			1:40.448		23	28.440	93.3	53.786	89.7	17.666			1:39.892	
12	28.918	91.0	54.090	90.4	17.837			1:40.845		24	28.410	86.6	53.274	89.5	17.594			1:39.278	

23 Richard Wilson (PW5)										Squire Skimpy Short Chassis									
lap	Sect-1	Speed	Sect-2	Speed	Sect-3	Speed	TopSpeed	laptime	pit	lap	Sect-1	Speed	Sect-2	Speed	Sect-3	Speed	Topspeed	laptime	pit
1				86.5	19.167	78.6		1:53.961		13	29.371	81.4	55.818	85.8	19.246			1:44.435	
2	30.112	86.8	56.366	87.3	18.927	78.6		1:45.405		14	29.213	86.7	54.473	86.4	18.539	80.6		1:42.225	
3	29.613	85.0	54.711	88.8	18.611	81.2		1:42.935		15	29.032	89.5	55.604	84.9	18.665			1:43.301	
4	29.566	87.2	54.967	86.0	19.119	79.6		1:43.652		16	30.078	81.6	54.245	88.0	18.393			1:42.716	
5	29.761	77.7	55.555	87.8	18.501	81.2		1:43.817		17	29.242	82.7	56.438	81.6	19.505			1:45.185	
6	28.996	85.8	55.783	89.2	18.293			1:43.072		18	29.757	84.7	57.238	83.7	19.083			1:46.078	
7	29.432	86.8	56.857	89.2	18.265			1:44.554		19	30.416	81.1	58.038	87.1	18.459	78.8		1:46.913	
8	29.336	81.4	55.418	89.2	19.222			1:43.976		20	29.609	87.1	54.125	87.3	18.616			1:42.350	
9	29.897	81.7	58.403	84.8	19.418			1:47.718		21	29.287	89.1	53.772	86.9	18.295			1:41.354	
10	29.185	83.3	54.986	87.0	18.539			1:42.710		22	29.262	89.0	53.739	86.9	18.456			1:41.457	
11	29.251	87.5	54.369	87.0	In			1:46.456	P	23	29.621	86.8	53.577	87.8	18.440	81.3		1:41.638	
12	Out	86.4	54.563	88.0	18.473	78.7		2:17.377	P	24	28.989	86.6	53.788	86.7	19.018	78.7		1:41.795	

26 Smith-Gillett (PW2)										Hotchkiss AM80									
lap	Sect-1	Speed	Sect-2	Speed	Sect-3	Speed	TopSpeed	laptime	pit	lap	Sect-1	Speed	Sect-2	Speed	Sect-3	Speed	Topspeed	laptime	pit
1				86.4	20.853			1:56.385		12	Out	59.6	1:01.006	83.7	21.205			2:57.688	P
2	31.576	82.1	57.884	83.2	19.326			1:48.786		13	33.467	69.0	59.578	84.5	20.827	74.6		1:53.872	
3	31.133	79.9	56.878	84.2	19.432			1:47.443		14	32.256	75.7	59.273	85.3	19.891	75.9		1:51.420	
4	31.041	81.1	56.763	83.2	19.495			1:47.299		15	31.799	74.7	57.337	84.7	19.536	75.8		1:48.672	
5	30.494	81.5	56.472	83.7	19.337			1:46.303		16	31.518	78.6	58.008	84.6	19.531	75.5		1:49.057	
6	30.611	78.8	56.555	84.5	19.281			1:46.447		17	31.327	75.6	57.836	85.4	18.991			1:48.154	
7	30.316	81.3	56.319	85.2	21.532	72.4		1:48.167		18	30.423	79.2	58.517	84.5	20.537			1:49.477	
8	30.377	81.0	56.047	85.8	21.060			1:47.484		19	32.038	77.6	57.422	84.7	19.694	73.8		1:49.154	
9	30.182	80.9	57.221	85.9	19.159	75.0		1:46.562		20	31.033	77.7	56.902	79.9	21.429	74.6		1:49.364	
10	30.535	81.7	56.380	84.9	18.753			1:45.668		21	31.462	78.5	56.567	85.8	21.439	71.9		1:49.468	
11	30.556	81.1	56.715	84.4	In			1:49.586	P	22	31.879	74.0	58.496	84.3	20.894			1:51.269	

31 Trevor Swete (PW7)										Invicta S-Type									
lap	Sect-1	Speed	Sect-2	Speed	Sect-3	Speed	TopSpeed	laptime	pit	lap	Sect-1	Speed	Sect-2	Speed	Sect-3	Speed	Topspeed	laptime	pit
1				85.8	20.227			1:59.794		12	30.483	88.4	56.122	85.6	19.984			1:46.589	
2	30.300	76.3	57.526	89.1	20.476	75.5		1:48.302		13	29.880	90.1	55.936	85.8	19.770			1:45.586	
3	30.572	75.2	56.951	90.7	20.025			1:47.548		14	29.801	83.3	58.439	89.1	In			1:54.566	P
4	30.420	78.3	56.361	88.8	20.070	78.9		1:46.851		15	Out	82.0	57.615	84.6	19.978	74.6		3:51.917	P
5	30.672	73.7	56.346	90.9	19.233			1:46.251		16	29.709	92.4	55.648	88.8	19.082			1:44.439	
6	31.046	73.5	56.772	88.9	19.460			1:47.278		17	29.644	89.1	56.586	87.0	19.486	77.2		1:45.716	
7	30.253	84.3	56.456	86.7	19.427			1:46.136		18	31.025	89.5	55.097	90.3	18.767	75.7		1:44.889	
8	30.481	83.0	56.171	90.0	19.663	80.6		1:46.315		19	29.312	88.2	56.184	90.9	18.846			1:44.342	
9	30.847	79.1	57.211	85.6	19.457	75.3		1:47.515		20	29.387	92.6	56.686	91.0	19.006			1:45.079	
10	30.354	82.3	55.916	85.8	In			1:52.915	P	21	29.474	78.2	55.849	91.1	18.899			1:44.222	
11	Out	82.4	56.736	85.2	19.643			2:32.245	P	22	30.212	79.7	55.211	83.7	19.441			1:44.864	



Session Start: 10:19:29 - Finish: 11:00:27

Weather/Track Conditions: Bright / Dry

Circuit: Donington Park National

Track Length: 3.185 Km - 1.9791 miles

Donington Historic Festival - 28 - 30 Apr 2017

Mad Jack - Pre-War Sports Cars

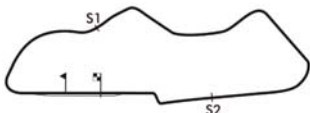
Race 3 - Sector Analysis

32 Martin Halusa (PW6)									Alfa Romeo 8C 2300 Zagato Spyder										
lap	Sect-1	Speed	Sect-2	Speed	Sect-3	Speed	TopSpeed	laptime	pit	lap	Sect-1	Speed	Sect-2	Speed	Sect-3	Speed	Topspeed	laptime	pit
1				87.4	19.809	82.1		1:57.122		13	29.410	85.9	56.104	88.5	18.743			1:44.257	
2	31.570	77.2	57.625	87.3	19.643			1:48.838		14	29.306	87.0	54.750	94.6	18.580			1:42.636	
3	31.231	75.2	57.118	90.1	19.496	81.8		1:47.845		15	30.367	82.8	54.618	92.9	18.785	81.1		1:43.770	
4	31.133	79.8	56.438	88.6	19.898			1:47.469		16	30.332	82.2	54.557	94.0	18.630	84.6		1:43.519	
5	30.775	81.4	55.700	90.7	19.297	83.1		1:45.772		17	29.557	84.9	54.217	93.1	18.639	83.3		1:42.413	
6	31.670	70.3	56.556	92.2	19.040	83.0		1:47.266		18	29.014	83.5	55.628	92.4	18.179			1:42.821	
7	30.356	82.9	54.997	94.3	19.345			1:44.698		19	28.704	85.4	54.371	93.1	18.127	86.0		1:41.202	
8	29.673	83.7	56.183	91.5	18.757	84.0		1:44.613		20	28.997	85.2	53.833	93.1	18.441	85.8		1:41.271	
9	29.497	83.3	55.361	92.5	18.813			1:43.671		21	29.473	83.2	54.182	92.9	20.185			1:43.840	
10	30.172	76.8	56.053	92.2	19.013	83.3		1:45.238		22	29.412	86.6	54.448	87.3	18.740			1:42.600	
11	29.855	82.4	55.204	91.0	In			1:49.195	P	23	29.073	86.5	54.158	88.4	18.700			1:41.931	
12	Out	84.3	55.169	91.1	18.796			2:19.896	P	24	29.467	82.6	54.244	91.5	18.497	86.3		1:42.208	

35 Lukas Halusa (PW2)									Bugatti 35C										
lap	Sect-1	Speed	Sect-2	Speed	Sect-3	Speed	TopSpeed	laptime	pit	lap	Sect-1	Speed	Sect-2	Speed	Sect-3	Speed	Topspeed	laptime	pit
1				103.3	18.236	90.6		1:43.704		13	28.163	93.0	53.046	98.3	In			1:44.498	P
2	27.485	89.6	51.508	101.4	18.110	91.9		1:37.103		14	Out	91.2	53.135	97.6	18.543	89.3		2:17.439	P
3	28.515	87.9	52.078	101.9	17.682			1:38.275		15	28.494	72.0	53.299	100.0	17.788	91.7		1:39.581	
4	27.370	88.3	52.161	100.9	19.109	88.6		1:38.640		16	27.449	92.4	50.736	104.1	17.687	91.6		1:35.872	
5	28.715	89.4	52.826	99.0	18.372	89.9		1:39.913		17	27.280	94.4	50.323	104.2	17.737	92.0		1:35.340	
6	28.585	86.8	52.636	100.9	18.036	89.5		1:39.257		18	28.221	91.6	51.267	99.0	18.460			1:37.948	
7	28.124	89.5	51.853	100.2	18.195			1:38.172		19	28.362	91.2	50.822	104.2	17.963			1:37.147	
8	27.534	91.9	51.140	103.3	17.669			1:36.343		20	27.681	94.3	51.203	100.5	19.802			1:38.686	
9	27.647	90.1	51.010	101.3	18.141	92.1		1:36.798		21	37.725	75.1	54.158	88.9	In			1:55.688	P
10	27.633	92.1	51.724	97.2	19.201			1:38.558		22	Out	86.4	53.933	94.8	17.448	88.1		3:17.691	P
11	27.544	95.1	51.455	100.6	18.106	91.9		1:37.105		23	27.873	87.7	51.483	94.7	17.527			1:36.883	
12	27.825	85.2	52.018	102.8	17.930	88.1		1:37.773		24	28.216	87.1	51.473	94.3	17.900			1:37.589	

37 Sebba-Cole (PW4)									Morgan 4-4 LM										
lap	Sect-1	Speed	Sect-2	Speed	Sect-3	Speed	TopSpeed	laptime	pit	lap	Sect-1	Speed	Sect-2	Speed	Sect-3	Speed	Topspeed	laptime	pit
1				69.5	22.022			2:16.992		11	38.969	71.4	1:07.906	71.3	23.561	60.9		2:10.436	
2	34.955	70.7	1:04.484	71.7	21.988	63.5		2:01.427		12	36.153	76.4	1:08.183	68.5	23.792			2:08.128	
3	35.127	70.1	1:04.613	70.8	21.954			2:01.694		13	36.376	73.1	1:11.334	68.7	23.248			2:10.958	
4	34.348	70.6	1:05.661	72.7	21.745			2:01.754		14	37.038	73.7	1:08.880	71.0	22.792			2:08.710	
5	34.047	71.1	1:05.155	72.2	22.175	62.3		2:01.377		15	36.325	69.0	1:09.863	69.3	23.382	62.1		2:09.570	
6	35.102	69.5	1:04.993	72.4	21.102			2:01.197		16	36.429	71.4	1:08.134	69.5	22.699			2:07.262	
7	34.440	66.5	1:06.953	69.1	22.130			2:03.523		17	35.776	76.6	1:07.714	69.0	22.936			2:06.426	
8	35.004	71.4	1:04.546	70.1	21.585	62.9		2:01.135		18	35.985	74.6	1:08.103	70.7	22.607	60.8		2:06.695	
9	34.820	72.0	1:05.049	68.9	In			2:06.953	P	19	36.486	71.1	1:08.516	70.5	23.006	62.0		2:08.008	
10	Out	64.1	1:11.496	68.8	24.243			3:05.250	P	20	36.535	72.3	1:06.839	68.8	In			2:22.179	P

45 Llewellyn O-Llewellyn T (PW3)									Bentley 4½											
lap	Sect-1	Speed	Sect-2	Speed	Sect-3	Speed	TopSpeed	laptime	pit	lap	Sect-1	Speed	Sect-2	Speed	Sect-3	Speed	Topspeed	laptime	pit	
1				89.3	19.105			1:52.665		6	29.542	79.3	54.754	89.9	19.049			1:43.345		
2	29.938	82.2	55.103	92.7	18.794			1:43.835		7	29.542	79.3	56.745	88.9	19.508			1:45.795		
3	29.694	79.2	55.493	92.5	19.763			1:44.950		8	30.424	79.6	56.108	90.7	18.899			1:45.431		
4	29.500	81.3	54.300	92.4	18.547			1:42.347		9	29.715	80.6	59.462	82.9	In			1:53.978	P	
5	29.301	83.4	53.878	92.1	18.469			1:41.648		10										



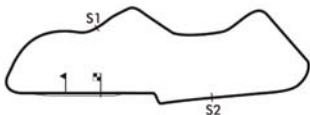
Session Start: 10:19:29 - Finish: 11:00:27
Weather/Track Conditions: Bright / Dry
Circuit: Donington Park National
Track Length: 3.185 Km - 1.9791 miles

Donington Historic Festival - 28 - 30 Apr 2017

Mad Jack - Pre-War Sports Cars

Race 3 - Sector Analysis

46 Duncan Wiltshire (PW2)									Bentley 3 Litre										
lap	Sect-1	Speed	Sect-2	Speed	Sect-3	Speed	TopSpeed	laptime	pit	lap	Sect-1	Speed	Sect-2	Speed	Sect-3	Speed	Topspeed	laptime	pit
1				78.8	20.754	73.0		2:01.364		13	31.321	82.7	57.396	75.5	18.892			1:47.609	
2	31.386	83.2	57.108	78.3	19.234			1:47.728		14	30.996	84.2	58.629	76.3	19.007			1:48.632	
3	31.048	81.9	56.739	79.1	19.982			1:47.769		15	31.208	84.0	57.325	76.8	18.955	73.5		1:47.488	
4	30.776	82.4	57.486	75.7	19.925			1:48.187		16	31.065	84.2	57.624	77.8	18.807	76.5		1:47.496	
5	30.539	84.4	55.995	80.4	18.574			1:45.108		17	30.734	83.3	56.991	77.1	18.753			1:46.478	
6	30.769	82.8	56.580	80.2	18.998	76.1		1:46.347		18	31.090	80.6	56.966	80.1	18.694			1:46.750	
7	31.046	76.6	57.345	78.7	18.712	71.2		1:47.103		19	31.209	84.3	56.220	76.7	18.568			1:45.997	
8	31.118	83.6	57.390	78.3	18.791	72.3		1:47.299		20	30.825	84.7	56.527	77.7	18.302			1:45.654	
9	31.358	83.0	57.319	78.4	19.329	74.8		1:48.006		21	30.905	83.9	56.241	80.0	19.951			1:47.097	
10	30.876	83.6	56.990	77.6	18.833	72.4		1:46.699		22	30.740	84.1	56.927	77.5	18.732	75.3		1:46.399	
11	31.622	82.0	57.986	77.0	In			1:52.665	P	23	31.085	82.8	56.565	77.6	19.022	76.2		1:46.672	
12	Out	81.7	58.195	76.3	18.834			2:23.757	P	24									



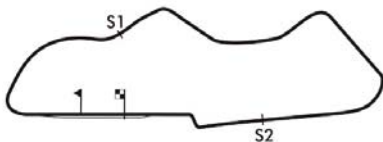
Session Start: 10:19:29 - Finish: 11:00:27
Weather/Track Conditions: Bright / Dry
Circuit: Donington Park National
Track Length: 3.185 Km - 1.9791 miles

Donington Historic Festival - 28 - 30 Apr 2017

Mad Jack - Pre-War Sports Cars

Race 3 - Best Sector Times

SECTOR 1			SECTOR 2			SECTOR 3			IDEAL / BEST LAP COMPARISON						
NO	TIME	LAP	NO	TIME	LAP	NO	TIME	LAP	NO	NAME	BEST	IN	IDEAL	DIFF	
1	1	27.151	5	35	50.323	17	11	16.946	24	11	Wakeman-Blakeney	1:34.816	24	1:34.526	+0.290
2	11	27.249	25	11	50.331	12	1	16.968	4	35	Lukas Halusa	1:35.340	17	1:35.051	+0.289
3	35	27.280	17	9	50.973	24	9	17.272	24	1	Sam Stretton	1:35.421	3	1:35.345	+0.076
4	9	27.861	21	1	51.226	3	7	17.382	23	9	Hudson-Morley	1:36.239	24	1:36.106	+0.133
5	7	27.960	24	14	52.249	13	3	17.448	23	7	Bianchi-Bechtolshei	1:38.658	24	1:37.846	+0.812
6	21	28.149	21	7	52.504	22	35	17.448	22	3	Morley C-Morley J	1:39.060	19	1:38.442	+0.618
7	3	28.440	7	3	52.554	24	21	17.534	16	21	Richard Iliffe	1:39.278	24	1:38.957	+0.321
8	14	28.634	10	21	53.274	24	17	17.896	22	14	Chilcott-Futter	1:39.412	13	1:39.095	+0.317
9	32	28.704	19	4	53.357	16	32	18.127	19	17	Heinz Stamm	1:40.821	22	1:40.253	+0.568
10	17	28.828	20	17	53.529	17	14	18.212	6	32	Martin Halusa	1:41.202	19	1:40.664	+0.538
11	4	28.884	20	23	53.577	23	23	18.265	7	4	Champion-Stanton	1:41.255	20	1:40.743	+0.512
12	23	28.989	24	32	53.833	20	46	18.302	20	23	Richard Wilson	1:41.354	21	1:40.831	+0.523
13	45	29.301	5	45	53.878	5	45	18.469	5	45	Llewellyn O-Llewellyn	1:41.648	5	1:41.648	+0.000
14	31	29.312	19	31	55.097	18	4	18.502	19	31	Trevor Swete	1:44.222	21	1:43.176	+1.046
15	26	30.182	9	15	55.211	3	15	18.688	5	46	Duncan Wiltshire	1:45.108	5	1:44.836	+0.272
16	46	30.539	5	46	55.995	5	26	18.753	10	26	Smith-Gillett	1:45.668	10	1:44.982	+0.686
17	6	30.914	15	26	56.047	8	31	18.767	18	15	Jock Mackinnon	1:46.357	3	1:44.890	+1.467
18	15	30.991	6	6	56.731	19	6	19.523	18	6	Edward Bradley	1:47.847	14	1:47.168	+0.679
19	12	31.605	16	12	58.771	15	12	19.852	21	12	Jonathan Procter	1:50.376	15	1:50.228	+0.148
20	18	33.622	20	18	1:03.022	18	37	21.102	6	18	Guy Northam	1:58.225	16	1:57.797	+0.428
21	37	34.047	5	37	1:04.484	2	18	21.153	16	37	Sebba-Cole	2:01.135	8	1:59.633	+1.502



Session Start: 10:19:29 - Finish: 11:00:27

Weather/Track Conditions: Bright / Dry

Circuit: Donington Park National

Track Length: 3.185 Km - 1.9791 miles

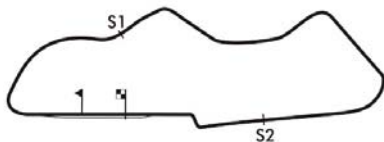


Donington Historic Festival - 28 - 30 Apr 2017

Mad Jack - Pre-War Sports Cars

Race 3 - Best Sector Speeds

	NO	SECTOR 1	MPH	NO	SECTOR 2	MPH	NO	SECTOR 3	MPH
1	35	Lukas Halusa	95.1	35	Lukas Halusa	104.2	35	Lukas Halusa	92.9
2	11	Wakeman-Blakeney-Edward	94.8	9	Hudson-Morley	95.8	1	Sam Stretton	88.8
3	21	Richard Iliffe	94.8	11	Wakeman-Blakeney-Edward	95.0	32	Martin Halusa	87.3
4	3	Morley C-Morley J	94.1	7	Bianchi-Bechtolsheimer	94.7	11	Wakeman-Blakeney-Edward	86.2
5	31	Trevor Swete	92.6	32	Martin Halusa	94.6	7	Bianchi-Bechtolsheimer	85.3
6	7	Bianchi-Bechtolsheimer	91.6	1	Sam Stretton	94.3	17	Heinz Stamm	82.6
7	14	Chilcott-Futter	91.6	3	Morley C-Morley J	93.3	31	Trevor Swete	82.6
8	1	Sam Stretton	91.3	14	Chilcott-Futter	93.1	9	Hudson-Morley	82.3
9	9	Hudson-Morley	90.1	45	Llewellyn O-Llewellyn T	92.7	4	Champion-Stanton	81.9
10	4	Champion-Stanton	89.5	21	Richard Iliffe	92.1	21	Richard Iliffe	81.9
11	23	Richard Wilson	89.5	31	Trevor Swete	91.1	45	Llewellyn O-Llewellyn T	81.8
12	32	Martin Halusa	87.0	4	Champion-Stanton	89.8	23	Richard Wilson	81.7
13	17	Heinz Stamm	85.4	23	Richard Wilson	89.2	3	Morley C-Morley J	81.0
14	46	Duncan Wiltshire	84.7	17	Heinz Stamm	89.1	14	Chilcott-Futter	80.3
15	15	Jock Mackinnon	84.6	26	Smith-Gillett	86.4	26	Smith-Gillett	78.8
16	45	Llewellyn O-Llewellyn T	83.4	6	Edward Bradley	81.4	46	Duncan Wiltshire	77.0
17	6	Edward Bradley	82.3	15	Jock Mackinnon	81.1	15	Jock Mackinnon	72.3
18	26	Smith-Gillett	82.1	46	Duncan Wiltshire	80.4	6	Edward Bradley	71.6
19	12	Jonathan Procter	80.5	12	Jonathan Procter	78.7	12	Jonathan Procter	71.6
20	37	Sebba-Cole	76.6	18	Guy Northam	77.9	18	Guy Northam	68.0
21	18	Guy Northam	70.0	37	Sebba-Cole	72.7	37	Sebba-Cole	64.9



Session Start: 10:19:29 - Finish: 11:00:27
Weather/Track Conditions: Bright / Dry
Circuit: Donington Park National
Track Length: 3.185 Km - 1.9791 miles

Donington Historic Festival - 28 - 30 Apr 2017

Mad Jack - Pre-War Sports Cars

Race 3 - Lap Chart

Lap 1			Lap 2			Lap 3			Lap 4			Lap 5			Lap 6		
NO	Behind	Laptime	NO	Behind	Laptime	NO	Behind	Laptime	NO	Behind	Laptime	NO	Behind	Laptime	NO	Behind	Laptime
11		1:41.663	11		1:36.353	11		1:35.958	11		1:36.166	11		1:36.600	11		1:36.306
1	0.599	1:42.262	1	0.852	1:36.606	1	0.315	1:35.421	1	1.024	1:36.875	1	2.361	1:37.937	1	12.044	1:45.989
35	2.041	1:43.704	35	2.791	1:37.103	35	5.108	1:38.275	35	7.582	1:38.640	35	10.895	1:39.913	35	13.846	1:39.257
3	3.481	1:45.144	3	7.560	1:40.432	3	12.326	1:40.724	3	16.299	1:40.139	18	1 LAP	2:01.998	3	25.993	1:41.168
21	7.127	1:48.790	21	13.276	1:42.502	21	19.790	1:42.472	21	26.880	1:43.256	37	1 LAP	2:01.754	18	1 LAP	2:00.508
7	8.689	1:50.352	7	17.321	1:44.985	7	25.431	1:44.068	14	32.949	1:42.025	3	21.131	1:41.432	21	39.034	1:42.157
4	10.207	1:51.870	45	18.484	1:43.835	14	27.090	1:43.038	45	33.657	1:42.347	21	33.183	1:42.903	37	1 LAP	2:01.377
45	11.002	1:52.665	4	19.319	1:45.465	45	27.476	1:44.950	7	34.337	1:45.072	14	37.572	1:41.223	14	42.137	1:40.871
23	12.298	1:53.961	14	20.010	1:42.500	4	28.308	1:44.947	4	35.290	1:43.148	45	38.705	1:41.648	45	45.744	1:43.345
14	13.863	1:55.526	23	21.350	1:45.405	23	28.327	1:42.935	23	35.813	1:43.652	7	42.324	1:44.587	7	48.568	1:42.550
26	14.722	1:56.385	26	27.155	1:48.786	26	38.640	1:47.443	26	49.773	1:47.299	23	43.030	1:43.817	23	49.796	1:43.072
32	15.459	1:57.122	32	27.944	1:48.838	32	39.831	1:47.845	32	51.134	1:47.469	4	43.770	1:45.080	4	50.464	1:43.000
9	17.550	1:59.213	9	29.525	1:48.328	9	40.660	1:47.093	9	51.664	1:47.170	26	59.476	1:46.303	9	1:09.260	1:44.697
31	18.131	1:59.794	31	30.080	1:48.302	31	41.670	1:47.548	31	52.355	1:46.851	32	1:00.306	1:45.772	26	1:09.617	1:46.447
46	19.701	2:01.364	46	31.076	1:47.728	15	42.825	1:46.357	17	53.198	1:44.271	9	1:00.869	1:45.805	32	1:11.266	1:47.266
15	20.619	2:02.282	15	32.426	1:48.160	46	42.887	1:47.769	15	54.582	1:47.923	31	1:02.006	1:46.251	17	1:12.062	1:45.822
6	21.952	2:03.615	6	37.624	1:52.025	17	45.093	1:43.175	46	54.908	1:48.187	17	1:02.546	1:45.948	31	1:12.978	1:47.278
12	25.745	2:07.408	17	37.876	1:44.801	6	54.606	1:52.940	6	1:09.800	1:51.360	46	1:03.416	1:45.108	46	1:13.457	1:46.347
17	29.428	2:11.091	12	46.085	1:56.693	12	1:03.476	1:53.349	12	1:19.203	1:51.893	15	1:04.352	1:46.370	15	1:15.465	1:47.419
18	33.568	2:15.231	18	58.844	2:01.629	18	1:24.754	2:01.868				6	1:23.764	1:50.564			
37	35.329	2:16.992	37	1:00.403	2:01.427	37	1:26.139	2:01.694				12	1:34.835	1:52.232			

Session Start: 10:19:29 - Finish: 11:00:27

Weather/Track Conditions: Bright / Dry

Circuit: Donington Park National

Track Length: 3.185 Km - 1.9791 miles

Donington Historic Festival - 28 - 30 Apr 2017

Mad Jack - Pre-War Sports Cars

Race 3 - Lap Chart

Lap 7			Lap 8			Lap 9			Lap 10			Lap 11			Lap 12		
NO	Behind	Laptime	NO	Behind	Laptime	NO	Behind	Laptime	NO	Behind	Laptime	NO	Behind	Laptime	NO	Behind	Laptime
11		1:36.569	11		1:35.879	11		1:35.210	11		1:38.124	11		1:36.399	11		1:35.461
6	1 LAP	1:50.370	1	14.212	1:37.453	46	1 LAP	1:47.299	26	1 LAP	1:46.562	32	1 LAP	1:45.238	4	1 LAP	1:49.501
1	12.638	1:37.163	6	1 LAP	1:49.888	15	1 LAP	1:47.401	31	1 LAP	1:47.515	17	1 LAP	1:44.972	9	1 LAP	1:44.105
12	1 LAP	1:52.818	35	15.913	1:36.343	35	17.501	1:36.798	46	1 LAP	1:48.006	26	1 LAP	1:45.668	17	1 LAP	1:45.085
35	15.449	1:38.172	12	1 LAP	1:52.306	1	18.151	1:39.149	35	17.935	1:38.558	35	18.641	1:37.105	35	20.953	1:37.773
3	29.620	1:40.196	3	34.932	1:41.191	6	1 LAP	1:50.320	37	2 LAPS	2:01.135	46	1 LAP	1:46.699	32	1 LAP	1:49.195
21	45.207	1:42.742	14	51.549	1:41.634	3	42.624	1:42.902	1	21.528	1:41.501	31	1 LAP	1:52.915	26	1 LAP	1:49.586
14	45.794	1:40.226	21	52.097	1:42.769	12	1 LAP	1:52.893	18	2 LAPS	2:02.381	37	2 LAPS	2:06.953	46	1 LAP	1:52.665
45	54.970	1:45.795	45	1:04.522	1:45.431	14	56.706	1:40.367	15	1 LAP	2:07.120	7	1 LAP	2:45.384	7	1 LAP	1:45.632
7	56.922	1:44.923	7	1:05.128	1:44.085	21	57.559	1:40.672	6	1 LAP	1:49.347	1	54.096	2:08.967	14	1:06.522	1:39.621
23	57.781	1:44.554	23	1:05.878	1:43.976	23	1:18.386	1:47.718	3	45.763	1:41.263	6	1 LAP	1:49.775	21	1:09.738	1:40.845
4	58.890	1:44.995	4	1:06.224	1:43.213	4	1:19.078	1:48.064	14	58.908	1:40.326	18	2 LAPS	2:11.113	6	1 LAP	1:52.686
18	1 LAP	2:02.566	9	1:23.069	1:44.369	7	1:21.684	1:51.766	21	1:00.305	1:40.870	3	59.124	1:49.760	31	1 LAP	2:32.245
37	1 LAP	2:01.197	32	1:28.129	1:44.613	45	1:23.290	1:53.978	12	1 LAP	1:52.642	14	1:02.362	1:39.853			
9	1:14.579	1:41.888	17	1:28.774	1:44.371	9	1:30.660	1:42.801	23	1:22.972	1:42.710	21	1:04.354	1:40.448			
32	1:19.395	1:44.698	37	1 LAP	2:03.523	32	1:36.590	1:43.671	4	1:23.480	1:42.526	12	1 LAP	1:52.125			
17	1:20.282	1:44.789	26	1:32.820	1:47.484	17	1:37.389	1:43.825	9	1:35.338	1:42.802	23	1:33.029	1:46.456			
26	1:21.215	1:48.167	31	1:32.981	1:46.315												
31	1:22.545	1:46.136	18	1 LAP	2:05.023												
46	1:23.991	1:47.103															
15	1:27.123	1:48.227															

Session Start: 10:19:29 - Finish: 11:00:27

Weather/Track Conditions: Bright / Dry

Circuit: Donington Park National

Track Length: 3.185 Km - 1.9791 miles

Donington Historic Festival - 28 - 30 Apr 2017

Mad Jack - Pre-War Sports Cars

Race 3 - Lap Chart

Lap 13			Lap 14			Lap 15			Lap 16			Lap 17			Lap 18		
NO	Behind	Laptime	NO	Behind	Laptime	NO	Behind	Laptime	NO	Behind	Laptime	NO	Behind	Laptime	NO	Behind	Laptime
11		1:35.963	11		1:41.169	11		2:12.091	11		1:40.012	11		1:39.246	11		1:37.416
12	2 LAPS	1:56.707	26	2 LAPS	2:57.688	21	1 LAP	2:34.514	14	1 LAP	2:40.959	37	4 LAPS	2:10.958	21	1 LAP	1:42.174
3	1 LAP	2:27.411	3	1 LAP	1:42.310	23	1 LAP	1:42.225	26	2 LAPS	1:51.420	21	1 LAP	1:40.313	31	3 LAPS	3:51.917
9	1 LAP	1:46.728	6	2 LAPS	2:27.187	9	1 LAP	1:39.746	21	1 LAP	1:42.147	26	2 LAPS	1:48.672	9	1 LAP	1:37.728
35	29.488	1:44.498	23	1 LAP	1:44.435	35	33.248	1:39.581	6	2 LAPS	1:47.847	9	1 LAP	1:38.431	26	2 LAPS	1:49.057
17	1 LAP	1:49.037	18	3 LAPS	1:59.813	4	1 LAP	1:46.305	23	1 LAP	1:43.301	6	2 LAPS	1:47.989	35	25.734	1:37.948
18	3 LAPS	2:47.465	9	1 LAP	2:14.677	17	1 LAP	1:44.606	9	1 LAP	1:37.470	23	1 LAP	1:42.716	23	1 LAP	1:45.185
23	1 LAP	2:17.377	12	2 LAPS	2:31.917	12	2 LAPS	1:54.252	35	29.108	1:35.872	14	1 LAP	2:00.813	6	2 LAPS	1:49.983
37	3 LAPS	3:05.250	4	1 LAP	1:46.663	32	1 LAP	1:42.636	4	1 LAP	1:43.119	35	25.202	1:35.340	37	4 LAPS	2:08.710
4	1 LAP	2:30.848	17	1 LAP	2:15.181	18	3 LAPS	2:01.645	17	1 LAP	1:42.567	4	1 LAP	1:42.300	14	1 LAP	1:59.698
32	1 LAP	2:19.896	35	1:05.758	2:17.439	7	1 LAP	1:41.984	32	1 LAP	1:43.770	17	1 LAP	1:42.697	4	1 LAP	1:41.461
14	1:09.971	1:39.412	32	1 LAP	1:44.257	46	1 LAP	1:48.632	7	1 LAP	1:41.255	7	1 LAP	1:40.897	17	1 LAP	1:40.875
7	1 LAP	1:43.663	14	1:11.368	1:42.566	37	3 LAPS	2:08.128	12	2 LAPS	1:50.707	32	1 LAP	1:43.519	7	1 LAP	1:39.975
21	1:20.098	1:46.323	7	1 LAP	1:42.872	31	1 LAP	1:54.566	18	3 LAPS	2:00.248	12	2 LAPS	1:50.376	32	1 LAP	1:42.413
46	1 LAP	2:23.757	37	3 LAPS	2:10.436	3	1:28.294	1:41.568	46	1 LAP	1:47.488	18	3 LAPS	1:59.036	12	2 LAPS	1:50.692
31	1 LAP	1:46.589	46	1 LAP	1:47.609				3	1:31.424	1:43.142	46	1 LAP	1:47.496	46	1 LAP	1:46.478
			31	1 LAP	1:45.586							3	1:33.449	1:41.271			
			3	1:58.817	1:42.565												
			26	1 LAP	1:53.872												
			6	1 LAP	1:49.605												

Session Start: 10:19:29 - Finish: 11:00:27

Weather/Track Conditions: Bright / Dry

Circuit: Donington Park National

Track Length: 3.185 Km - 1.9791 miles

Donington Historic Festival - 28 - 30 Apr 2017

Mad Jack - Pre-War Sports Cars

Race 3 - Lap Chart

Lap 19			Lap 20			Lap 21			Lap 22			Lap 23			Lap 24		
NO	Behind	Laptime	NO	Behind	Laptime	NO	Behind	Laptime	NO	Behind	Laptime	NO	Behind	Laptime	NO	Behind	Laptime
11		1:36.685	11		1:38.338	11		1:35.845	11		1:35.777	11		1:35.007	11		1:34.816
3	1 LAP	1:41.743	3	1 LAP	1:39.060	12	3 LAPS	1:51.369	14	2 LAPS	1:56.837	3	1 LAP	1:42.546	18	5 LAPS	1:59.774
18	4 LAPS	1:59.448	46	2 LAPS	1:46.750	3	1 LAP	1:40.518	3	1 LAP	1:42.255	9	1 LAP	1:39.232	3	1 LAP	1:39.281
21	1 LAP	1:41.170	21	1 LAP	1:40.864	46	2 LAPS	1:45.997	12	3 LAPS	1:51.973	14	2 LAPS	1:57.468	9	1 LAP	1:36.974
9	1 LAP	1:37.930	9	1 LAP	1:37.679	9	1 LAP	1:39.806	9	1 LAP	1:38.657	21	1 LAP	1:43.104	21	1 LAP	1:39.892
31	3 LAPS	1:44.439	35	26.544	1:38.686	21	1 LAP	1:41.556	46	2 LAPS	1:45.654	12	3 LAPS	1:51.845	46	2 LAPS	1:46.399
35	26.196	1:37.147	18	4 LAPS	1:58.225	31	3 LAPS	1:44.889	21	1 LAP	1:39.868	46	2 LAPS	1:47.097	14	2 LAPS	1:55.368
26	2 LAPS	1:48.154	31	3 LAPS	1:45.716	35	46.387	1:55.688	37	5 LAPS	2:06.426	35	1 LAP	3:17.691	12	3 LAPS	1:53.302
23	1 LAP	1:46.078	23	1 LAP	1:46.913	18	4 LAPS	1:59.370	31	3 LAPS	1:44.342	31	3 LAPS	1:45.079	35	1 LAP	1:36.883
6	2 LAPS	1:47.979	26	2 LAPS	1:49.477	23	1 LAP	1:42.350	23	1 LAP	1:41.354	37	5 LAPS	2:06.695	31	3 LAPS	1:44.222
4	1 LAP	1:43.429	6	2 LAPS	1:49.731	7	1 LAP	1:39.899	7	1 LAP	1:39.488	23	1 LAP	1:41.457	23	1 LAP	1:41.638
7	1 LAP	1:42.535	7	1 LAP	1:41.032	26	2 LAPS	1:49.154	4	1 LAP	1:44.564	7	1 LAP	1:38.907	7	1 LAP	1:39.332
17	1 LAP	1:44.809	4	1 LAP	1:42.839	4	1 LAP	1:41.255	17	1 LAP	1:45.198	4	1 LAP	1:42.780	4	1 LAP	1:43.240
32	1 LAP	1:42.821	17	1 LAP	1:42.707	17	1 LAP	1:41.034	26	2 LAPS	1:49.364	17	1 LAP	1:40.821	17	1 LAP	1:43.643
14	1 LAP	1:57.969	32	1 LAP	1:41.202	6	2 LAPS	1:48.806	32	1 LAP	1:43.840	32	1 LAP	1:42.600	32	1 LAP	1:41.931
37	4 LAPS	2:09.570	14	1 LAP	1:59.411	32	1 LAP	1:41.271	18	4 LAPS	1:59.914	26	2 LAPS	1:49.468	37	5 LAPS	2:08.008
12	2 LAPS	1:50.739	37	4 LAPS	2:07.262				6	2 LAPS	1:49.150	6	2 LAPS	1:50.890			

Session Start: 10:19:29 - Finish: 11:00:27

Weather/Track Conditions: Bright / Dry

Circuit: Donington Park National

Track Length: 3.185 Km - 1.9791 miles

Donington Historic Festival - 28 - 30 Apr 2017

Mad Jack - Pre-War Sports Cars

Race 3 - Lap Chart

Lap 25		
NO	Behind	Laptime
11		1:36.219
26	3 LAPS	1:51.269
6	3 LAPS	1:49.519
18	5 LAPS	1:58.792
3	1 LAP	1:39.360
9	1 LAP	1:36.239
21	1 LAP	1:39.278
35	1 LAP	1:37.589
46	2 LAPS	1:46.672
12	3 LAPS	1:53.368
14	2 LAPS	1:55.518
31	3 LAPS	1:44.864
7	1 LAP	1:38.658
23	1 LAP	1:41.795
4	1 LAP	1:41.874
17	1 LAP	1:41.895
32	1 LAP	1:42.208
37	5 LAPS	2:22.179

Session Start: 10:19:29 - Finish: 11:00:27
Weather/Track Conditions: Bright / Dry
Circuit: Donington Park National
Track Length: 3.185 Km - 1.9791 miles

Donington Historic Festival - 28 - 30 Apr 2017

U2TC Trophy for pre-66 under 2-litre Touring Cars

Race 4 - Classification

Sheet No:

POS	NO	DRIVER/S	CLASS	CLASS POS	CAR MAKE / MODEL	TIME	LAPS	GAP	DIFF	MPH	BEST	ON
1	89	Banks-Banks	C	1	Alfa Romeo Giulia Sprint	40:37.816	28	-- 28 laps		81.83	1:23.557	4
2	7	Steve Soper	C	2	Ford Lotus Cortina	41:01.733	28	23.917	23.917	81.03	1:24.055	6
3	51	Perfetti-Rovelli	C	3	Ford Lotus Cortina	41:07.741	28	29.925	6.008	80.83	1:24.037	23
4	13	Andy Wolfe	C	4	Ford Lotus Cortina	41:07.763	28	29.947	0.022	80.83	1:24.076	6
5	161	Letts-Letts	C	5	Ford Lotus Cortina	41:27.077	28	49.261	19.314	80.21	1:24.035	5
6	98	Graham Pattle	C	6	Ford Lotus Cortina	41:28.177	28	50.361	1.100	80.17	1:25.103	3
7	16	David Tomlin	C	7	Ford Lotus Cortina	41:44.218	28	1:06.402	16.041	79.66	1:25.065	5
8	888	Endaf Owens	B	1	Morris Mini Cooper S	41:50.422	28	1:12.606	6.204	79.46	1:25.635	5
9	91	Martin Strommen	C	8	Ford Lotus Cortina	40:51.322	27	-- 27 laps	27.506	78.47	1:26.411	24
10	87	Swift-Lewis	B	2	Morris Mini Cooper S	40:52.393	27	1.071	1.071	78.44	1:25.739	6
11	15	Baldwin-Churchill	B	3	Austin Mini Cooper S	41:00.096	27	8.774	7.703	78.19	1:26.638	19
12	21	Steve Maxted	B	4	Austin Mini Cooper S	41:02.222	27	10.900	2.126	78.13	1:26.797	11
13	66	Viggo Lund	C	9	Ford Lotus Cortina	41:15.132	27	23.810	12.910	77.71	1:27.354	19
14	54	Halusa-Halusa	C	10	Alfa Romeo Giulia Sprint	41:29.882	27	38.560	14.750	77.26	1:26.504	21
15	104	Oliver Bryant	D	1	BMW 1800 Ti	41:30.638	27	39.316	0.756	77.23	1:27.205	4
16	68	Daniel Mursall	D	2	BMW 1800 Ti	41:36.537	27	45.215	5.899	77.05	1:27.895	11
17	25	Sime-Sime	B	5	Morris Mini Cooper S	41:55.727	27	1:04.405	19.190	76.46	1:27.631	13
18	195	Mann-Smail	C	11	Ford Lotus Cortina	42:03.442	27	1:12.120	7.715	76.23	1:26.918	16
19	84	Steve Jones	B	6	Morris Mini Cooper S	42:16.587	27	1:25.265	13.145	75.83	1:28.181	24
20	35	Ekorness-Ekorness	B	7	Morris Mini Cooper S	42:26.635	27	1:35.313	10.048	75.53	1:28.039	12
21	42	Curley-Kelly	B	8	Austin Mini MK1 Cooper	39:08.673	26	-- 26 laps		78.86	1:26.261	25
22	48	Stretton-James	D	3	BMW 1800 Ti	40:59.801	26	1:51.128	1:51.128	75.30	1:27.453	12
23	5	Pearson-Monteverde	B	9	Lister Jaguar Knobbly	41:49.485	26	2:40.812	49.684	73.81	1:25.650	21
24	100	Shaw-Hyett	D	4	BMW 1800 TiSA	41:19.237	25	-- 25 laps	56.057	71.84	1:24.882	6
25	116	Peter Mursall	D	5	BMW 1800 Ti	30:59.158	19	-- 19 laps		72.81	1:28.731	12
26	155	Raymond Low	B	10	Austin Mini Cooper S	29:55.713	18	-- 18 laps	1:20.276	71.41	1:31.064	14
27	20	Hunt-Hunt	B	11	Morris Mini Cooper S	24:36.518	16	-- 16 laps		77.20	1:27.971	14
28	79	Mark Jones	C	12	Ford Lotus Cortina MK1	17:12.051	12	-- 12 laps		82.83	1:24.821	6
29	43	Chris Middlehurst	B	12	Morris Mini Cooper S	18:22.378	11	-- 11 laps	2:35.980	71.09	1:27.702	4
30	142	John Spiers	C	13	Ford Lotus Cortina	8:44.028	6	-- 6 laps --		81.57	1:25.577	6
31	81	Goff-Goff	D	6	BMW 1800 TI	7:21.988	5	-- 5 laps --	3.537	80.59	1:26.473	5
32	52	Brown-Dutton	C	14	Ford Lotus Cortina	2:55.766	2	-- 2 laps --		81.06	1:25.297	2
33	170	Marcus Jewell	C	15	Ford Consul Cortina	2:02.370	1	-- 1 laps --	31.901	58.22		

FASTEST LAP SUMMARY

NO	DRIVER/S	CLASS	CAR MAKE / MODEL	FASTEST LAP	ON	MPH
89	Banks-Banks	C	Alfa Romeo Giulia Sprint G	1:23.557	4	85.27
100	Shaw-Hyett	D	BMW 1800 TiSA	1:24.882	6	83.94
888	Endaf Owens	B	Morris Mini Cooper S	1:25.635	5	83.20

Session Start: 11:09:48 - Finish: 11:50:26

Weather/Track Conditions: Cloud / Dry

Circuit: Donington Park National

Track Length: 3.185 Km - 1.9791 miles

These results are provisional until the conclusion of any judicial and technical matters.

Clerk of the Course: <div style="text-align: right;">Julian Floyd</div>	Timekeeper: <div style="text-align: right;">Nick Palmer</div>	Issued at:
--	--	------------



Donington Historic Festival - 28 - 30 Apr 2017

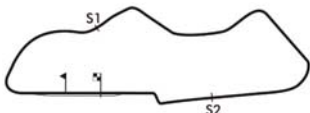
U2TC Trophy for pre-66 under 2-litre Touring Cars

Race 4 - Sector Analysis

5 Pearson-Monteverde (B)										Lister Jaguar Knobbly									
lap	Sect-1	Speed	Sect-2	Speed	Sect-3	Speed	TopSpeed	laptime	pit	lap	Sect-1	Speed	Sect-2	Speed	Sect-3	Speed	Topspeed	laptime	pit
1				106.2	16.966	91.0		1:35.276		14	24.816	99.9	46.442	106.9	15.599	95.6		1:26.857	
2	25.316	98.8	46.751	106.7	16.405	95.0		1:28.472		15	24.678	99.1	46.120	106.5	15.561			1:26.359	
3	25.339	94.2	46.814	106.7	15.848			1:28.001		16	24.733	101.6	46.172	106.0	15.385	95.6		1:26.290	
4	25.089	99.4	46.747	103.7	16.110			1:27.946		17	24.744	102.3	46.160	106.7	15.426	95.5		1:26.330	
5	25.349	97.7	46.950	106.0	16.372	95.5		1:28.671		18	24.973	94.1	46.492	107.4	15.378	95.2		1:26.843	
6	25.404	96.2	46.505	106.7	15.626	95.8		1:27.535		19	24.678	102.6	46.829	106.7	15.329			1:26.836	
7	27.164	85.9	46.989	108.4	16.692	92.7		1:30.845		20	24.693	102.1	45.824	107.4	15.330	95.8		1:25.847	
8	25.123	99.1	46.433	108.4	15.692	95.9		1:27.248		21	24.621	103.0	45.763	108.1	15.266			1:25.650	
9	24.897	99.7	51.996	91.4	In			1:40.524	P	22	24.783	94.2	46.514	107.9	15.228	96.9		1:26.525	
10		93.4	49.355	103.3	16.407	94.7		5:10.358	P	23	24.458	103.5	45.886	109.0	15.340	96.7		1:25.684	
11	25.239	95.8	46.689	106.2	15.664			1:27.592		24	24.643	98.3	46.031	108.1	15.196	96.7		1:25.870	
12	24.993	100.3	46.824	106.4	15.595	95.2		1:27.412		25	25.015	95.2	47.031	107.7	15.331	96.5		1:27.377	
13	24.954	109.2	46.353	106.5	15.525			1:26.832		26	24.806	103.2	46.058	107.2	15.441			1:26.305	

7 Steve Soper (C)										Ford Lotus Cortina									
lap	Sect-1	Speed	Sect-2	Speed	Sect-3	Speed	TopSpeed	laptime	pit	lap	Sect-1	Speed	Sect-2	Speed	Sect-3	Speed	Topspeed	laptime	pit
1				110.7	15.473			1:27.348		15	24.089	108.8	45.070	110.9	15.338	98.4		1:24.497	
2	24.205	105.9	45.151	111.1	15.279	99.0		1:24.635		16	24.006	110.2	45.262	111.5	In			1:29.236	P
3	24.271	103.3	45.325	110.9	15.260			1:24.856		17	Out	107.6	46.349	111.5	15.071	98.9		2:48.744	P
4	23.994	107.8	45.034	110.7	15.206	98.0		1:24.234		18	24.226	106.9	45.291	111.8	15.646			1:25.163	
5	24.354	108.6	45.172	110.2	15.141			1:24.667		19	23.879	110.8	45.574	111.5	15.146	98.6		1:24.599	
6	23.880	110.6	45.101	110.7	15.074			1:24.055		20	23.909	105.9	45.601	110.9	15.350			1:24.860	
7	24.010	109.7	45.137	110.7	15.275	98.7		1:24.422		21	24.056	105.1	45.712	110.6	15.366	97.9		1:25.134	
8	24.227	107.6	45.312	111.1	15.210	98.9		1:24.749		22	24.128	108.6	45.667	110.7	15.193	97.9		1:24.988	
9	23.938	108.1	44.931	112.0	16.074			1:24.943		23	23.994	111.8	45.202	110.9	15.103			1:24.299	
10	23.885	109.5	45.213	111.1	15.378			1:24.476		24	23.915	108.3	45.124	112.4	15.446			1:24.485	
11	24.151	108.8	45.040	111.3	15.311	99.0		1:24.502		25	24.257	103.3	45.482	112.4	15.105	99.0		1:24.844	
12	24.148	105.1	45.184	111.8	15.244			1:24.576		26	24.006	108.5	45.837	111.3	15.149	98.3		1:24.992	
13	23.999	110.0	45.041	111.8	15.124	98.6		1:24.164		27	24.211	108.6	45.024	111.3	15.545	97.3		1:24.780	
14	24.173	108.5	45.163	110.7	15.219	98.0		1:24.555		28	24.070	109.9	45.323	113.0	15.537	96.2		1:24.930	

13 Andy Wolfe (C)										Ford Lotus Cortina									
lap	Sect-1	Speed	Sect-2	Speed	Sect-3	Speed	TopSpeed	laptime	pit	lap	Sect-1	Speed	Sect-2	Speed	Sect-3	Speed	Topspeed	laptime	pit
1				108.4	15.193	96.9		1:26.281		15	24.461	103.3	45.411	111.1	In			1:28.068	P
2	24.436	102.1	45.697	108.3	15.227	97.2		1:25.360		16		105.1	46.034	109.3	15.373	97.9		2:40.294	P
3	24.797	98.8	45.802	109.7	15.086			1:25.685		17	24.465	110.4	45.374	109.8	15.808	94.6		1:25.647	
4	24.290	103.3	45.337	109.5	15.075			1:24.702		18	24.494	106.8	46.297	104.1	15.940			1:26.731	
5	24.189	106.6	44.963	110.2	15.189			1:24.341		19	24.364	107.8	46.133	110.0	15.428	95.9		1:25.925	
6	24.070	108.8	44.982	110.0	15.024	98.2		1:24.076		20	24.753	107.8	45.388	110.7	15.515			1:25.656	
7	24.424	105.1	44.872	109.7	15.166	97.6		1:24.462		21	24.658	106.8	45.240	108.8	15.094	97.3		1:24.992	
8	24.223	104.6	45.049	109.7	15.453	96.1		1:24.725		22	24.442	110.4	45.676	110.6	15.192			1:25.310	
9	24.263	107.6	45.125	109.3	15.532			1:24.920		23	24.314	111.7	45.153	109.5	15.068			1:24.535	
10	24.330	108.1	45.072	109.0	15.345			1:24.747		24	24.619	107.9	45.322	110.2	15.937			1:25.878	
11	24.235	107.3	45.677	108.8	16.391	95.6		1:26.303		25	24.504	112.0	45.372	110.9	15.936			1:25.812	
12	24.548	110.2	45.201	110.4	15.398	94.7		1:25.147		26	24.558	111.7	45.014	111.1	15.053	97.4		1:24.625	
13	24.470	107.4	45.828	107.9	16.227	95.1		1:26.525		27	24.316	110.2	45.096	110.7	15.210			1:24.622	
14	24.805	104.0	45.456	109.5	15.694	97.4		1:25.955		28	24.445	106.1	46.006	110.4	15.988	94.8		1:26.439	



Session Start: 11:09:48 - Finish: 11:50:26

Weather/Track Conditions: Cloud / Dry

Circuit: Donington Park National

Track Length: 3.185 Km - 1.9791 miles

Donington Historic Festival - 28 - 30 Apr 2017

U2TC Trophy for pre-66 under 2-litre Touring Cars

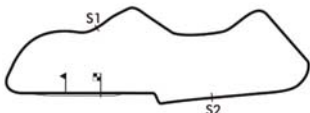
Race 4 - Sector Analysis

15 Baldwin-Churchill (B)									Austin Mini Cooper S										
lap	Sect-1	Speed	Sect-2	Speed	Sect-3	Speed	TopSpeed	laptime	pit	lap	Sect-1	Speed	Sect-2	Speed	Sect-3	Speed	Topspeed	laptime	pit
1				103.3	16.741			1:36.039		15	24.972	104.6	46.507	104.7	15.673			1:27.152	
2	25.453	98.3	47.563	103.6	16.854			1:29.870		16	25.526	103.2	46.513	102.3	15.622	93.1		1:27.661	
3	25.127	106.8	47.065	104.6	15.637			1:27.829		17	25.115	101.6	47.405	103.3	15.423	93.4		1:27.943	
4	25.021	99.6	46.079	106.0	15.990	94.3		1:27.090		18	25.073	105.8	46.068	103.3	15.548	91.4		1:26.689	
5	25.430	106.1	46.602	103.6	15.911	94.6		1:27.943		19	25.093	105.9	46.096	104.2	15.449			1:26.638	
6	25.136	99.3	46.837	103.7	15.637			1:27.610		20	25.114	104.0	46.383	102.2	15.540			1:27.037	
7	25.152	101.3	46.476	101.9	15.637			1:27.265		21	25.696	106.3	46.177	102.3	15.477			1:27.350	
8	25.104	104.3	46.898	102.2	15.678	92.5		1:27.680		22	25.453	103.8	46.496	102.6	15.502	93.4		1:27.451	
9	25.169	104.3	46.514	102.2	16.278			1:27.961		23	25.331	103.5	46.306	102.6	15.706	91.9		1:27.343	
10	25.240	105.9	46.560	102.6	15.715	92.6		1:27.515		24	25.387	105.6	46.512	102.8	15.413			1:27.312	
11	25.145	105.9	46.380	103.0	15.717			1:27.242		25	25.092	105.1	46.700	102.8	15.616			1:27.408	
12	25.554	96.6	46.429	104.2	15.720			1:27.703		26	24.976	106.3	46.585	103.3	15.524			1:27.085	
13	25.129	102.7	46.389	104.9	In			1:32.282	P	27	25.065	105.9	47.571	102.6	16.606			1:29.242	
14	Out	101.6	46.764	103.9	15.490	93.5		2:49.756	P	28									

16 David Tomlin (C)									Ford Lotus Cortina										
lap	Sect-1	Speed	Sect-2	Speed	Sect-3	Speed	TopSpeed	laptime	pit	lap	Sect-1	Speed	Sect-2	Speed	Sect-3	Speed	Topspeed	laptime	pit
1				109.1	15.726	97.0		1:31.414		15	24.874	98.8	45.752	107.9	15.629	95.8		1:26.255	
2	24.895	95.5	47.446	107.0	15.286	97.0		1:27.627		16	25.166	87.5	46.101	109.0	In			1:33.360	P
3	24.580	103.2	45.283	109.5	15.434			1:25.297		17	Out	98.8	45.743	109.0	15.686	94.6		2:36.377	P
4	24.793	103.3	45.355	108.8	15.309	96.5		1:25.457		18	24.916	101.2	45.570	107.9	15.571	96.6		1:26.057	
5	24.660	102.3	45.143	109.5	15.262			1:25.065		19	25.230	101.2	46.101	109.0	15.361			1:26.692	
6	24.709	101.5	45.860	109.0	15.276			1:25.845		20	24.495	99.7	50.067	108.6	15.469	96.9		1:30.031	
7	24.552	101.8	45.721	109.1	15.363			1:25.636		21	24.683	102.9	45.831	109.1	15.403	95.9		1:25.917	
8	24.498	103.7	45.756	109.1	15.607			1:25.861		22	24.812	99.4	45.488	109.3	15.378			1:25.678	
9	24.726	103.2	45.397	109.1	15.414			1:25.537		23	24.682	100.7	45.749	110.2	15.433			1:25.864	
10	24.626	105.6	45.128	109.5	15.365			1:25.119		24	25.066	79.9	46.973	108.6	15.360	95.5		1:27.399	
11	24.761	86.4	47.576	108.3	15.299			1:27.636		25	24.721	105.6	46.337	108.6	15.843	93.5		1:26.901	
12	24.702	102.9	45.350	109.7	15.279			1:25.331		26	25.957	94.4	46.661	108.8	16.104			1:28.722	
13	24.749	100.6	46.195	108.6	15.395	96.3		1:26.339		27	24.941	95.2	46.653	108.3	15.918	96.1		1:27.512	
14	24.606	102.6	45.787	107.6	15.466	97.3		1:25.859		28	25.560	99.3	47.590	107.9	16.280	87.3		1:29.430	

20 Hunt-Hunt (B)									Morris Mini Cooper S										
lap	Sect-1	Speed	Sect-2	Speed	Sect-3	Speed	TopSpeed	laptime	pit	lap	Sect-1	Speed	Sect-2	Speed	Sect-3	Speed	Topspeed	laptime	pit
1				103.1	16.634			1:40.577		9	25.359	102.1	46.968	102.5	16.341			1:28.668	
2	25.962	98.6	47.552	101.1	15.961			1:29.475		10	25.645	97.4	47.286	101.4	16.123	93.9		1:29.054	
3	25.491	99.7	47.370	102.0	15.782			1:28.643		11	25.425	102.0	47.075	103.0	15.830	93.5		1:28.330	
4	25.451	103.7	47.409	101.4	16.087	89.8		1:28.947		12	26.247	100.7	46.932	102.3	16.113	93.3		1:29.292	
5	25.695	96.7	47.424	101.9	15.781	94.0		1:28.900		13	25.482	103.2	47.040	101.1	15.768	92.7		1:28.290	
6	25.929	99.9	47.934	102.0	15.593			1:29.456		14	25.598	102.6	46.695		15.678			1:27.971	
7	25.761	99.9	47.640	102.0	16.000	91.2		1:29.401		15	25.400	100.0	48.044	101.3	17.018	60.7		1:30.462	
8	25.313	104.8	47.806	101.3	15.636	92.5		1:28.755		16	39.296	66.4	1:06.200	61.0	In			2:10.297	P

21 Steve Maxted (B)									Austin Mini Cooper S										
lap	Sect-1	Speed	Sect-2	Speed	Sect-3	Speed	TopSpeed	laptime	pit	lap	Sect-1	Speed	Sect-2	Speed	Sect-3	Speed	Topspeed	laptime	pit
1					16.427			1:35.628		15	24.992	105.8	46.514		15.645			1:27.151	
2	25.461	99.9	47.006		15.934	92.5		1:28.401		16	25.057	102.7	46.984		In			1:33.639	P
3	25.565	98.3	48.146		15.551	94.8		1:29.262		17		106.3	47.458		15.463	92.4		2:48.414	P
4	25.223	100.3	46.157		15.994	93.3		1:27.374		18	24.921	105.9	46.582		15.429	92.0		1:26.932	
5	24.999	103.7	46.964		16.034			1:27.997		19	25.079	105.1	46.935		15.636	92.4		1:27.650	
6	25.492	95.5	46.986		15.593	94.4		1:28.071		20	25.493	102.4	47.018		16.309			1:28.820	
7	25.428	97.1	47.607		16.701			1:29.736		21	25.067	106.6	47.126	105.5	15.468	92.1		1:27.661	
8	24.980	107.1	46.469		15.547			1:26.996		22	24.998	106.4	47.372		15.534	92.0		1:27.904	
9	24.854	106.8	46.442		15.828	88.7		1:27.124		23	25.028	105.9	46.687		15.634	91.4		1:27.349	
10	25.183	105.6	46.249		15.429			1:26.861		24	24.979	105.8	47.356		15.515			1:27.850	
11	24.874	104.9	46.459		15.464			1:26.797		25	24.902	105.8	46.988		15.480	93.0		1:27.370	
12	25.016	104.6	46.458		15.683	93.3		1:27.157		26	24.932	106.4	46.801		15.622	92.4		1:27.355	
13	24.850	105.8	46.738		15.618			1:27.206		27	25.034	106.1	47.143		15.975			1:28.152	
14	24.920	106.3	46.889		15.556			1:27.365		28									



Session Start: 11:09:48 - Finish: 11:50:26

Weather/Track Conditions: Cloud / Dry

Circuit: Donington Park National

Track Length: 3.185 Km - 1.9791 miles

Donington Historic Festival - 28 - 30 Apr 2017

U2TC Trophy for pre-66 under 2-litre Touring Cars

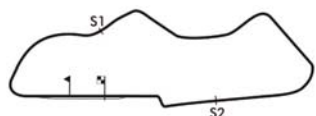
Race 4 - Sector Analysis

25 Sime-Sime (B)										Morris Mini Cooper S										
lap	Sect-1	Speed	Sect-2	Speed	Sect-3	Speed	TopSpeed	laptime	pit	lap	Sect-1	Speed	Sect-2	Speed	Sect-3	Speed	Topspeed	laptime	pit	
1				102.3	16.856	91.9		1:36.916		15	25.655	104.0	47.415	100.0	16.015			1:29.085		
2	25.452	102.4	47.336	102.2	16.954			1:29.742		16	25.547	104.1	47.156	99.8	15.846			1:28.549		
3	25.644	103.3	47.512	101.1	16.153	90.4		1:29.309		17	25.425	105.8	46.973	100.6	16.558			1:28.956		
4	25.448	104.5	47.093	100.6	16.610	90.4		1:29.151		18	25.945	97.7	47.583	100.8	In			1:34.209	P	
5	25.669	99.6	47.822	101.9	16.255	92.2		1:29.746		19	Out	90.3	48.092	101.1	16.377			2:56.116	P	
6	25.615	104.9	46.846	101.6	16.149			1:28.610		20	26.216	92.5	48.670	100.0	16.258	90.4		1:31.144		
7	25.679	102.1	47.794	102.0	15.822			1:29.295		21	26.381	101.3	48.212	100.2	16.190			1:30.783		
8	25.838	94.3	47.021	103.0	16.451			1:29.310		22	26.061	98.8	47.627	101.1	16.005	90.5		1:29.693		
9	25.575	105.4	47.171	101.4	16.994			1:29.740		23	26.152	82.5	49.655	102.6	16.148			1:31.955		
10	25.729	105.3	47.644	100.9	16.061			1:29.434		24	25.688	102.4	48.147	101.7	15.952			1:29.787		
11	25.353	104.9	46.880	101.6	15.622	92.1		1:27.855		25	25.834	95.8	48.008	101.6	16.140	90.3		1:29.982		
12	25.346	104.6	47.574	101.1	15.866			1:28.786		26	25.814	98.7	49.097	101.9	16.019			1:30.930		
13	25.320	105.4	46.738	101.4	15.573	91.6		1:27.631		27	26.095	90.9	48.101	100.8	15.945			1:30.141		
14	25.361	103.8	47.389	101.9	16.122			1:28.872		28										

35 Ekorness-Ekorness (B)										Morris Mini Cooper S										
lap	Sect-1	Speed	Sect-2	Speed	Sect-3	Speed	TopSpeed	laptime	pit	lap	Sect-1	Speed	Sect-2	Speed	Sect-3	Speed	Topspeed	laptime	pit	
1				99.3	16.239			1:37.720		15	25.987	103.7	48.488	98.2	In			1:35.304	P	
2	25.914	101.3	47.041	100.8	16.462			1:29.417		16	Out	88.8	49.113	98.7	16.551			2:51.231	P	
3	25.818	104.1	47.061	100.9	17.057	87.6		1:29.936		17	26.772	90.8	49.332	99.3	16.354	89.5		1:32.458		
4	26.044	104.5	47.185	99.9	15.890	89.3		1:29.119		18	26.699	97.4	49.073	99.2	16.039			1:31.811		
5	26.123	105.3	47.390	101.3	16.412			1:29.925		19	26.111	97.4	49.263	99.9	16.132			1:31.506		
6	26.093	103.5	46.882	100.3	15.676			1:28.651		20	25.990	95.1	48.356	99.3	16.527	88.7		1:30.873		
7	25.756	104.0	47.465	100.5	15.726			1:28.947		21	26.056	95.5	48.649	99.2	16.173			1:30.878		
8	25.658	104.0	47.374	100.5	16.185	88.2		1:29.217		22	26.054	98.7	48.750	99.2	16.158	88.5		1:30.962		
9	26.244	105.3	47.260	99.6	21.728			1:35.232		23	26.431	90.9	48.659	99.8	16.123	87.8		1:31.213		
10	26.886	102.3	46.759	99.8	15.707	89.4		1:29.352		24	26.124	98.7	48.512	99.6	16.102	88.1		1:30.738		
11	25.774	102.9	46.946	100.3	15.657	89.7		1:28.377		25	25.795	98.7	48.301	99.6	16.029	88.1		1:30.125		
12	25.629	103.8	46.742	100.3	15.668	89.1		1:28.039		26	25.979	100.3	47.976	99.6	16.173			1:30.128		
13	25.833	103.2	46.996	100.0	15.714	89.4		1:28.543		27	31.166	73.4	55.281	84.5	22.375	54.3		1:48.822		
14	25.536	103.7	47.083	98.7	15.492	89.8		1:28.111		28										

42 Curley-Kelly (B)										Austin Mini MK1 Cooper S									
lap	Sect-1	Speed	Sect-2	Speed	Sect-3	Speed	TopSpeed	laptime	pit	lap	Sect-1	Speed	Sect-2	Speed	Sect-3	Speed	Topspeed	laptime	pit
1				104.1	16.643			1:34.761		14	25.047	100.3	46.420	102.5	15.424			1:26.891	
2	25.157	101.2	46.989	102.3	16.143	92.4		1:28.289		15	25.025	104.0	46.351	103.6	In			1:32.442	P
3	25.239	103.5	46.112	103.9	15.502			1:26.853		16	Out	105.4	46.753	101.3	15.538	92.1		2:44.671	P
4	24.874	105.6	46.130	103.7	15.498			1:26.502		17	25.033	106.9	46.119	101.9	15.297			1:26.449	
5	24.888	104.6	45.856	104.1	15.591			1:26.335		18	25.074	105.8	46.267	102.2	15.373	93.0		1:26.714	
6	25.116	104.3	46.096	103.0	15.541	92.9		1:26.753		19	25.374	104.6	46.485	101.7	15.409	93.0		1:27.268	
7	25.180	98.1	46.635	102.3	15.768	92.6		1:27.583		20	25.014	105.4	46.676	101.6	15.287	93.3		1:26.977	
8	25.080	101.3	46.357	102.6	15.575			1:27.012		21	25.061	105.8	46.306	101.7	15.369			1:26.736	
9	24.983	103.2	46.491	102.3	15.620	93.0		1:27.094		22	25.057	106.4	46.223	102.6	15.114			1:26.394	
10	25.228	102.4	46.284	102.2	15.528	93.5		1:27.040		23	24.845	106.9	46.769	102.5	15.129			1:26.743	
11	24.952	103.3	46.255	102.5	15.587			1:26.794		24	24.975	106.9	46.258	102.5	15.254	93.6		1:26.487	
12	24.788	103.0	46.174	103.0	15.381			1:26.343		25	24.830	106.1	46.281	103.1	15.150	92.9		1:26.261	
13	25.018	104.9	46.477	102.8	15.460	93.5		1:26.955		26	24.923	106.3	46.119	103.1	15.284	91.1		1:26.326	

43 Chris Middlehurst (B)										Morris Mini Cooper S										
lap	Sect-1	Speed	Sect-2	Speed	Sect-3	Speed	TopSpeed	laptime	pit	lap	Sect-1	Speed	Sect-2	Speed	Sect-3	Speed	Topspeed	laptime	pit	
1				105.0	17.163			1:35.459		7	26.188	94.2	47.297	103.6	15.971			1:29.456		
2	25.678	100.0	47.697	103.4	15.818			1:29.193		8	25.567	105.4	46.714	103.9	16.272	76.0		1:28.553		
3	25.134	99.0	47.735	103.6	15.487			1:28.356		9	29.285	67.1	48.507	101.6	In			1:40.806	P	
4	25.233	104.0	46.199	104.1	16.270	90.0		1:27.702		10		93.7	47.042	102.5	16.582			3:07.740	P	
5	25.808	106.9	46.770	105.0	15.865			1:28.443		11	30.127	103.5	47.007	102.2	In			1:38.600	P	
6	25.173	95.6	47.090	105.9	15.807			1:28.070		12										



Session Start: 11:09:48 - Finish: 11:50:26
Weather/Track Conditions: Cloud / Dry
Circuit: Donington Park National
Track Length: 3.185 Km - 1.9791 miles

Donington Historic Festival - 28 - 30 Apr 2017

U2TC Trophy for pre-66 under 2-litre Touring Cars

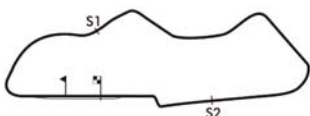
Race 4 - Sector Analysis

48 Stretton-James (D)										BMW 1800 Ti									
lap	Sect-1	Speed	Sect-2	Speed	Sect-3	Speed	TopSpeed	laptime	pit	lap	Sect-1	Speed	Sect-2	Speed	Sect-3	Speed	Topspeed	laptime	pit
1				106.4	16.299			1:41.373		14		83.0	50.088	103.6	16.718	93.6		2:55.639	P
2	26.192	98.4	49.375	107.6	16.259	94.4		1:31.826		15	28.652	90.0	50.751	103.6	16.804	93.0		1:36.207	
3	25.494	102.3	48.300	106.5	15.700	97.7		1:29.494		16	26.230	92.0	48.852	105.0	16.587			1:31.669	
4	25.189	105.1	47.443	106.7	16.209	93.8		1:28.841		17	26.502	92.8	49.217	104.4	16.832			1:32.551	
5	25.426	101.2	48.815	105.7	15.998			1:30.239		18	26.381	91.8	48.464	103.9	16.516	94.3		1:31.361	
6	25.804	98.1	48.260	105.2	15.758			1:29.822		19	26.200	95.1	49.412	104.4	16.538			1:32.150	
7	25.376	102.9	47.857	105.9	15.694			1:28.927		20	26.614	88.1	49.750	104.2	16.533			1:32.897	
8	25.279	100.7	47.723	106.4	15.559			1:28.561		21	26.488	93.0	49.537	104.4	16.448			1:32.473	
9	25.103	103.3	48.233	106.5	15.747	94.7		1:29.083		22	26.279	95.0	49.072	104.6	16.456	93.1		1:31.807	
10	25.355	101.5	47.546	105.7	15.741			1:28.642		23	26.237	92.1	48.814	104.4	16.437	94.0		1:31.488	
11	25.040	103.8	47.411	105.7	15.563	96.3		1:28.014		24	26.729	91.3	49.000	104.6	16.544	93.0		1:32.273	
12	24.916	105.8	47.128	106.4	15.409	97.9		1:27.453		25	26.143	95.9	49.845	105.9	16.237			1:32.225	
13	25.151	101.2	47.763	106.2	In			1:33.040	P	26	26.117	91.8	49.172	104.7	16.457	93.5		1:31.746	

51 Perfetti-Rovelli (C)										Ford Lotus Cortina									
lap	Sect-1	Speed	Sect-2	Speed	Sect-3	Speed	TopSpeed	laptime	pit	lap	Sect-1	Speed	Sect-2	Speed	Sect-3	Speed	Topspeed	laptime	pit
1				110.6	15.523	98.0		1:28.416		15	24.360	99.7	45.314	110.2	15.252			1:24.926	
2	24.806	97.6	45.417	111.7	15.587			1:25.810		16	24.348	96.7	45.705	110.4	In			1:28.972	P
3	24.496	103.3	45.160	110.6	14.896	98.2		1:24.552		17	Out	99.0	46.029	111.5	15.861	98.7		2:44.164	P
4	24.424	99.7	44.743	110.6	15.193	98.3		1:24.360		18	24.340	100.9	45.706	110.9	15.296	98.4		1:25.342	
5	24.171	100.6	44.759	110.9	15.207			1:24.137		19	24.034	105.4	45.406	111.7	15.403	99.9		1:24.843	
6	24.182	102.3	44.876	111.1	15.170	97.7		1:24.228		20	24.554	101.8	44.932	112.0	15.349			1:24.835	
7	24.079	106.9	45.017	110.9	15.205			1:24.301		21	25.608	97.0	45.987	110.9	15.341			1:26.936	
8	24.109	104.5	45.166	110.9	15.208			1:24.483		22	24.193	104.1	44.912	111.7	15.182			1:24.287	
9	24.038	101.0	45.410	111.5	15.473	98.6		1:24.921		23	24.092	104.5	44.735	112.0	15.210	98.0		1:24.037	
10	24.294	106.6	44.963	111.3	15.263			1:24.520		24	24.146	103.8	45.108	112.6	15.968			1:25.222	
11	24.428	101.3	45.072	111.3	17.341	92.5		1:26.841		25	24.793	104.1	45.139	113.2	15.897	98.2		1:25.829	
12	24.645	106.3	44.981	111.1	15.660	97.2		1:25.286		26	24.803	107.1	45.256	113.2	15.115			1:25.174	
13	24.159	105.3	45.180	110.0	16.202			1:25.541		27	24.132	105.1	45.023	113.0	15.122	100.0		1:24.277	
14	24.368	102.0	45.413	110.0	15.663			1:25.444		28	24.371	102.9	45.965	112.8	15.721			1:26.057	

52 Brown-Dutton (C)										Ford Lotus Cortina									
lap	Sect-1	Speed	Sect-2	Speed	Sect-3	Speed	TopSpeed	laptime	pit	lap	Sect-1	Speed	Sect-2	Speed	Sect-3	Speed	Topspeed	laptime	pit
1				110.2	15.570	97.7		1:30.469		2	24.245	103.8	45.145	112.2	15.907			1:25.297	

54 Halusa-Halusa (C)										Alfa Romeo Giulia Sprint GTA										
lap	Sect-1	Speed	Sect-2	Speed	Sect-3	Speed	TopSpeed	laptime	pit	lap	Sect-1	Speed	Sect-2	Speed	Sect-3	Speed	Topspeed	laptime	pit	
1				104.4	16.933			1:39.991		15	25.370	103.7	52.358	105.4	In			1:38.888	P	
2	25.849	100.2	49.270	104.6	16.291			1:31.410		16	Out	101.6	46.478	106.2	15.763			2:49.858	P	
3	25.468	102.9	47.234	105.9	15.706	96.1		1:28.408		17	24.965	99.4	47.549	104.6	15.917			1:28.431		
4	25.216	103.3	46.901	106.0	15.869			1:27.986		18	25.653	103.8	48.885	105.4	15.525	96.1		1:30.063		
5	25.327	98.6	46.758	106.0	16.254	95.5		1:28.339		19	25.466	99.9	46.208	106.9	15.392	96.6		1:27.066		
6	25.128	102.3	46.770	106.5	16.151			1:28.049		20	24.703	102.4	46.521	105.0	15.765			1:26.989		
7	25.654	96.7	47.361	105.7	15.890			1:28.905		21	24.773	105.1	46.187	107.6	15.544			1:26.504		
8	25.516	94.8	47.179	107.9	16.492			1:29.187		22	25.384	96.0	47.159	103.6	16.942	92.6		1:29.485		
9	25.712	97.8	46.657	107.0	16.988	91.0		1:29.357		23	25.053	100.6	47.075	105.4	15.920	95.1		1:28.048		
10	24.962	103.7	47.844	105.0	15.931			1:28.737		24	25.026	104.0	46.500	106.2	15.625	96.6		1:27.151		
11	24.961	107.1	46.783	105.7	15.972			1:27.716		25	24.913	105.4	46.958	104.9	15.604	95.9		1:27.475		
12	25.787	102.3	47.588	104.9	16.021	93.9		1:29.396		26	25.106	101.8	47.680	106.5	15.621			1:28.407		
13	24.910	102.6	46.529	106.7	15.447			1:26.886		27	25.339	104.1	46.861	106.2	15.789	93.9		1:27.989		
14	25.143	91.5	47.833	104.4	16.185			1:29.161		28										



Session Start: 11:09:48 - Finish: 11:50:26

Weather/Track Conditions: Cloud / Dry

Circuit: Donington Park National

Track Length: 3.185 Km - 1.9791 miles

Donington Historic Festival - 28 - 30 Apr 2017

U2TC Trophy for pre-66 under 2-litre Touring Cars

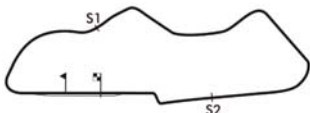
Race 4 - Sector Analysis

66 Viggo Lund (C)										Ford Lotus Cortina									
lap	Sect-1	Speed	Sect-2	Speed	Sect-3	Speed	TopSpeed	laptime	pit	lap	Sect-1	Speed	Sect-2	Speed	Sect-3	Speed	Topspeed	laptime	pit
1				103.6	17.167	94.4		1:36.593		15	24.870	100.3	46.961	105.9	15.842	95.4		1:27.673	
2	25.165	102.3	47.249	106.9	19.712			1:32.126		16	25.291	97.8	47.459	105.9	15.937	93.3		1:28.687	
3	25.978	102.7	46.643	107.6	15.834			1:28.455		17	25.320	97.0	47.279	106.5	15.834			1:28.433	
4	24.969	108.1	46.457	108.1	16.057			1:27.483		18	25.086	100.9	47.271	106.9	15.689	95.6		1:28.046	
5	24.933	105.8	48.164	107.6	16.171	94.4		1:29.268		19	24.818	98.3	46.934	106.5	15.602	94.8		1:27.354	
6	25.416	102.6	47.213	106.9	16.329			1:28.958		20	24.939	96.3	47.212	103.3	16.333	93.4		1:28.484	
7	25.476	94.2	47.740	108.1	15.725			1:28.941		21	25.185	101.0	46.830	105.9	16.112			1:28.127	
8	25.326	102.7	47.683	107.0	16.870			1:29.879		22	25.151	100.6	47.046	106.4	15.979			1:28.176	
9	25.302	99.9	46.450	107.4	16.903	94.0		1:28.655		23	25.199	102.7	46.902	105.2	17.020			1:29.121	
10	25.062	97.3	46.969	107.6	15.819	94.7		1:27.850		24	24.599	102.6	47.572	107.2	16.396			1:28.567	
11	25.449	104.5	47.543	105.5	16.738	94.2		1:29.730		25	25.534	107.1	46.434	108.6	15.413	95.5		1:27.381	
12	25.661	99.3	48.992	106.2	In			1:34.960	P	26	25.191	104.6	46.156	108.1	16.316			1:27.663	
13	Out	104.3	46.701	106.5	15.914	92.6		2:38.668	P	27	24.968	97.6	47.581	107.6	15.557			1:28.106	
14	25.199	99.9	47.051	106.4	15.498			1:27.748		28									

68 Daniel Mursall (D)										BMW 1800 Ti									
lap	Sect-1	Speed	Sect-2	Speed	Sect-3	Speed	TopSpeed	laptime	pit	lap	Sect-1	Speed	Sect-2	Speed	Sect-3	Speed	Topspeed	laptime	pit
1				101.6	17.558	87.9		1:39.481		15	25.231	108.3	47.660	101.9	16.300			1:29.191	
2	25.808	105.8	47.810	104.7	15.997	89.9		1:29.615		16	25.860	107.6	47.234	102.3	15.924	89.8		1:29.018	
3	25.847	100.6	47.440	104.7	15.894	90.7		1:29.181		17	25.766	106.4	47.420	102.6	15.912			1:29.098	
4	25.267	104.8	47.267	105.2	15.590			1:28.124		18	25.361	107.1	47.104	102.8	15.902	90.6		1:28.367	
5	25.396	106.9	47.263	105.2	16.035			1:28.694		19	25.563	107.3	47.933	102.2	16.106	91.6		1:29.602	
6	25.613	102.0	46.642	106.5	16.668	91.9		1:28.923		20	26.838	99.4	47.655	105.2	15.754	91.1		1:30.247	
7	25.420	104.5	49.479	105.0	16.093	89.7		1:30.992		21	25.448	103.5	47.318	104.1	15.878			1:28.644	
8	25.311	108.5	47.015	105.0	16.019			1:28.345		22	25.859	104.0	47.197	103.6	16.139	90.9		1:29.195	
9	25.403	105.1	47.098	105.9	16.047			1:28.548		23	25.184	104.8	46.788	104.4	15.974			1:27.946	
10	25.906	98.8	47.488	106.0	16.338	92.0		1:29.732		24	25.249	105.6	46.639	104.2	16.578			1:28.466	
11	25.201	102.6	47.062	105.4	15.632	93.4		1:27.895		25	25.247	110.6	49.816	103.6	15.754	91.7		1:30.817	
12	25.445	104.5	47.218	105.9	16.012			1:28.675		26	25.203	106.6	47.006	103.1	15.789			1:27.998	
13	25.198	103.2	47.420	103.9	In			1:32.636	P	27	25.496	107.3	47.500	103.1	15.798	91.0		1:28.794	
14		104.6	48.414	103.3	16.062	90.9		2:48.313	P	28									

79 Mark Jones (C)										Ford Lotus Cortina MK1									
lap	Sect-1	Speed	Sect-2	Speed	Sect-3	Speed	TopSpeed	laptime	pit	lap	Sect-1	Speed	Sect-2	Speed	Sect-3	Speed	Topspeed	laptime	pit
1				109.7	15.948			1:28.147		7	24.803	102.9	45.523	107.0	15.631	95.0		1:25.957	
2	24.764	96.3	45.413	108.3	15.733			1:25.910		8	24.743	100.4	45.958	107.7	15.348	95.8		1:26.049	
3	25.203	93.8	45.869	108.4	15.749			1:26.821		9	24.719	102.6	46.158	107.2	15.686			1:26.563	
4	24.578	100.3	45.134	109.0	15.624			1:25.336		10	24.806	100.2	45.452	107.2	15.400	95.2		1:25.658	
5	24.553	101.3	45.435	108.8	15.250			1:25.238		11	24.773	102.0	45.585	107.4	15.540			1:25.898	
6	24.469	101.3	45.053	109.7	15.299	96.9		1:24.821		12	24.579	101.6	45.701	107.4	15.373	96.3		1:25.653	

81 Goff-Goff (D)										BMW 1800 TI									
lap	Sect-1	Speed	Sect-2	Speed	Sect-3	Speed	TopSpeed	laptime	pit	lap	Sect-1	Speed	Sect-2	Speed	Sect-3	Speed	Topspeed	laptime	pit
1				104.2	15.822	93.0		1:33.887		4	24.934	109.3	46.112	104.2	15.484	93.9		1:26.530	
2	24.993	103.3	47.460	104.2	15.709			1:28.162		5	24.847	108.8	46.044	104.4	15.582			1:26.473	
3	25.264	109.0	46.145	104.4	15.527			1:26.936		6									



Session Start: 11:09:48 - Finish: 11:50:26

Weather/Track Conditions: Cloud / Dry

Circuit: Donington Park National

Track Length: 3.185 Km - 1.9791 miles

Donington Historic Festival - 28 - 30 Apr 2017

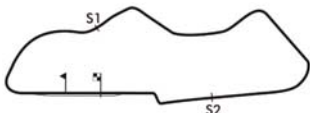
U2TC Trophy for pre-66 under 2-litre Touring Cars

Race 4 - Sector Analysis

84 Steve Jones (B)									Morris Mini Cooper S										
lap	Sect-1	Speed	Sect-2	Speed	Sect-3	Speed	TopSpeed	laptime	pit	lap	Sect-1	Speed	Sect-2	Speed	Sect-3	Speed	Topspeed	laptime	pit
1				104.1	16.676	90.9		1:42.390		15	26.375	94.7	47.553	101.3	15.983			1:29.911	
2	26.413	94.1	48.838	103.4	16.321			1:31.572		16	25.660	100.6	47.836	103.4	16.131	90.7		1:29.627	
3	25.878	95.8	47.834	103.1	16.162			1:29.874		17	25.702	96.5	46.649	103.3	15.861			1:28.212	
4	25.594	96.5	47.719	101.6	16.302	91.0		1:29.615		18	25.402	98.0	47.808	102.6	15.830	93.1		1:29.040	
5	26.075	97.8	46.997	103.6	15.985	92.9		1:29.057		19	25.609	96.7	47.306	103.7	15.838	91.9		1:28.753	
6	25.568	98.6	48.170	104.2	15.969	93.1		1:29.707		20	25.206	98.0	48.421	103.1	16.899			1:30.526	
7	25.720	97.3	47.381	103.7	15.909	93.0		1:29.010		21	25.653	98.0	47.078	100.8	15.866			1:28.597	
8	25.543	99.4	47.327	104.1	15.876			1:28.746		22	25.572	97.7	47.233	103.4	16.340			1:29.145	
9	25.494	100.9	47.589	104.1	16.111	92.6		1:29.194		23	25.352	97.6	47.517	103.3	15.872	92.5		1:28.741	
10	26.293	95.2	47.061	104.1	15.719	93.4		1:29.073		24	25.523	98.7	47.097	103.1	15.561	92.9		1:28.181	
11	25.629	94.4	46.792	104.1	16.031			1:28.452		25	26.525	94.8	47.065	102.6	15.866			1:29.456	
12	25.393	98.6	46.905	104.7	16.061	91.9		1:28.359		26	25.477	98.0	47.568	101.9	16.715			1:29.760	
13	25.331	98.6	46.914	103.7	In			1:32.950	P	27	29.737	72.4	1:03.608	66.1	22.001	56.4		1:55.346	
14	Out	95.6	47.979	103.1	16.385	93.0		2:53.293	P	28									

87 Swift-Lewis (B)									Morris Mini Cooper S										
lap	Sect-1	Speed	Sect-2	Speed	Sect-3	Speed	TopSpeed	laptime	pit	lap	Sect-1	Speed	Sect-2	Speed	Sect-3	Speed	Topspeed	laptime	pit
1				104.6	15.505	93.4		1:33.390		15	25.494	104.8	46.524	101.7	16.221			1:28.239	
2	25.373	101.6	46.108	104.4	15.104	95.1		1:26.585		16	25.589	104.3	47.315	102.5	15.647	93.6		1:28.551	
3	24.842	103.7	46.350	104.9	15.390	94.7		1:26.582		17	24.993	103.5	47.163	102.6	15.769			1:27.925	
4	24.863	106.4	45.516	105.4	15.444	93.3		1:25.823		18	25.040	106.4	46.564	102.0	15.473	92.5		1:27.077	
5	24.751	105.8	46.228	104.1	15.257			1:26.236		19	25.020	106.9	46.403	103.1	15.673	93.8		1:27.096	
6	24.796	106.4	45.837	105.0	15.106	94.3		1:25.739		20	25.049	104.9	46.492	102.6	15.438	92.6		1:26.979	
7	25.884	99.9	46.043	102.0	15.327			1:27.254		21	25.127	106.8	45.969	103.0	15.651	91.7		1:26.747	
8	25.238	104.1	45.598	102.5	15.272	90.7		1:26.108		22	25.626	105.3	46.302	103.7	15.724			1:27.652	
9	25.002	106.8	45.799	102.6	15.186	92.7		1:25.987		23	24.846	106.8	46.090	103.9	15.890			1:26.826	
10	24.971	105.6	45.872	102.3	15.334	92.1		1:26.177		24	24.947	106.8	46.291	104.1	15.426			1:26.664	
11	25.114	104.1	45.642	103.0	16.699	89.7		1:27.455		25	24.844	107.3	46.479	104.2	15.795	93.1		1:27.118	
12	25.110	105.3	45.777	102.5	15.115			1:26.002		26	24.931	104.9	47.201	103.1	15.437	93.4		1:27.569	
13	25.070	106.1	45.573	104.1	In			1:29.707	P	27	24.952	106.6	46.353	103.6	15.571			1:26.876	
14	Out	97.7	47.086	101.6	15.878	90.4		3:04.029	P	28									

89 Banks-Banks (C)									Alfa Romeo Giulia Sprint GTA										
lap	Sect-1	Speed	Sect-2	Speed	Sect-3	Speed	TopSpeed	laptime	pit	lap	Sect-1	Speed	Sect-2	Speed	Sect-3	Speed	Topspeed	laptime	pit
1				107.4	14.855			1:25.006		15	Out	103.3	45.475	109.5	15.356	95.5		2:42.397	P
2	24.376	106.8	44.890	107.6	14.774			1:24.040		16	24.336	107.4	44.866	107.7	15.231	95.8		1:24.433	
3	24.189	108.8	44.950	107.7	14.811			1:23.950		17	24.333	108.6	44.822	107.7	15.012	97.3		1:24.167	
4	24.121	108.8	44.630	107.4	14.806			1:23.557		18	24.116	108.6	44.622	109.0	14.875	97.9		1:23.613	
5	24.108	108.1	44.864	107.6	14.773	97.2		1:23.745		19	24.178	106.9	44.983	108.1	14.865	97.4		1:24.026	
6	24.213	109.3	44.898	107.7	14.826	96.7		1:23.937		20	24.112	109.2	44.734	108.4	14.957	97.7		1:23.803	
7	24.279	107.1	44.885	107.7	14.752			1:23.916		21	24.152	108.5	44.751	110.0	15.245	97.6		1:24.148	
8	24.261	108.6	44.783	108.1	14.678	97.9		1:23.722		22	24.217	107.1	44.703	108.8	14.929			1:23.849	
9	24.422	105.1	45.049	107.9	14.737			1:24.208		23	24.435	95.6	45.048	110.0	15.106	96.3		1:24.589	
10	24.271	108.5	44.789	107.7	14.663			1:23.723		24	24.237	105.1	44.944	108.1	14.998	97.7		1:24.179	
11	24.195	109.3	45.099	107.6	14.755	96.3		1:24.049		25	24.220	106.4	44.938	108.8	15.080	98.4		1:24.238	
12	24.149	106.9	45.366	108.6	14.787	97.4		1:24.302		26	24.441	106.3	44.947	108.4	14.987	96.6		1:24.375	
13	24.110	107.8	44.937	108.4	14.649	98.2		1:23.696		27	24.202	105.1	45.025	108.8	14.891	98.0		1:24.118	
14	24.065	108.3	45.124	109.1	In			1:29.239	P	28	24.298	103.7	45.351	109.5	15.142	96.9		1:24.791	



Session Start: 11:09:48 - Finish: 11:50:26

Weather/Track Conditions: Cloud / Dry

Circuit: Donington Park National

Track Length: 3.185 Km - 1.9791 miles

Donington Historic Festival - 28 - 30 Apr 2017

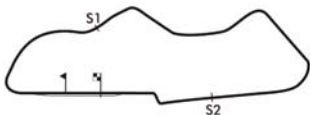
U2TC Trophy for pre-66 under 2-litre Touring Cars

Race 4 - Sector Analysis

91 Martin Strommen (C)										Ford Lotus Cortina									
lap	Sect-1	Speed	Sect-2	Speed	Sect-3	Speed	TopSpeed	laptime	pit	lap	Sect-1	Speed	Sect-2	Speed	Sect-3	Speed	Topspeed	laptime	pit
1				110.9	16.378	96.6		1:33.196		15	Out	97.8	46.351	110.2	16.071			2:46.082	P
2	25.302	102.6	48.215	109.3	16.551	97.0		1:30.068		16	25.066	100.4	46.834	108.6	15.704			1:27.604	
3	26.001	97.4	46.994	110.4	15.665	97.4		1:28.660		17	25.367	97.1	46.861	107.4	15.639			1:27.867	
4	25.151	96.7	46.440	111.1	16.711	96.5		1:28.302		18	25.249	101.5	46.170	107.6	15.491	96.9		1:26.910	
5	25.032	102.4	46.820	111.1	15.729			1:27.581		19	25.155	105.1	46.607	108.3	15.695			1:27.457	
6	25.279	105.8	46.348	109.0	15.719			1:27.346		20	25.120	101.8	46.019	109.3	15.606			1:26.745	
7	26.732	99.1	47.200	109.5	15.858	96.5		1:29.790		21	24.907	102.4	46.264	108.6	15.730	97.0		1:26.901	
8	25.179	103.3	46.297	109.8	15.610	97.7		1:27.086		22	25.055	99.6	46.665	95.9	16.009			1:27.729	
9	24.850	101.8	46.197	110.0	15.650	97.2		1:26.697		23	24.692	104.6	46.469	109.1	15.762	96.9		1:26.923	
10	25.111	104.5	46.274	108.6	15.576			1:26.961		24	24.869	103.7	46.078	110.0	15.464	96.1		1:26.411	
11	25.074	105.1	46.421	109.5	15.684	97.7		1:27.179		25	24.697	103.3	46.964	109.0	15.664	96.1		1:27.325	
12	25.167	94.8	46.933	109.5	15.451			1:27.551		26	24.910	97.1	47.044	109.3	15.368			1:27.322	
13	25.304	99.3	46.122	108.8	15.529	96.1		1:26.955		27	24.934	101.3	46.383	109.5	15.313			1:26.630	
14	25.131	102.4	46.966	109.0	In			1:32.044	P	28									

98 Graham Pattle (C)										Ford Lotus Cortina									
lap	Sect-1	Speed	Sect-2	Speed	Sect-3	Speed	TopSpeed	laptime	pit	lap	Sect-1	Speed	Sect-2	Speed	Sect-3	Speed	Topspeed	laptime	pit
1			111.7		16.077			1:32.137		15	24.692	103.2	46.158	109.3	15.523	96.7		1:26.373	
2	24.573	100.4	46.151	110.0	15.192			1:25.916		16	24.788	101.3	46.194	108.6	15.378			1:26.360	
3	24.307	103.7	45.453	109.7	15.343			1:25.103		17	24.590	103.2	45.963	109.3	15.229	97.9		1:25.782	
4	24.416	102.4	45.425	109.7	15.587			1:25.428		18	24.796	104.3	46.720	109.3	15.360	96.6		1:26.876	
5	24.608	104.8	45.933	109.7	15.147			1:25.688		19	24.568	101.6	45.641	109.5	15.330	97.4		1:25.539	
6	24.446	104.6	45.683	109.7	15.417	95.2		1:25.546		20	24.650	100.0	46.007	109.1	15.248			1:25.905	
7	24.641	99.4	45.421	109.1	15.134	98.0		1:25.196		21	24.673	100.3	45.783	105.7	16.590	95.0		1:27.046	
8	24.382	105.8	46.120	109.1	15.165	97.0		1:25.667		22	24.872	98.7	45.566	110.4	15.429	95.4		1:25.867	
9	24.747	104.5	46.003	109.3	15.273			1:26.023		23	24.700	102.3	45.541	109.8	15.398			1:25.639	
10	24.496	105.3	45.856	109.3	15.201	97.7		1:25.553		24	24.555	101.3	45.726	110.0	15.228			1:25.509	
11	24.764	92.4	46.553	108.8	15.271	96.5		1:26.588		25	24.847	101.6	45.548	110.2	15.196			1:25.591	
12	24.914	104.6	45.638	109.8	15.178			1:25.730		26	24.595	96.2	46.167	110.7	15.486	95.9		1:26.248	
13	24.773	99.0	46.377	108.6	In			1:29.521	P	27	24.513	103.3	46.290	110.0	15.177			1:25.980	
14		98.8	45.872	110.0	15.783	94.8		2:39.360	P	28	24.539	104.6	45.728	110.6	15.739	94.4		1:26.006	

100 Shaw-Hyett (D)										BMW 1800 TiSA									
lap	Sect-1	Speed	Sect-2	Speed	Sect-3	Speed	TopSpeed	laptime	pit	lap	Sect-1	Speed	Sect-2	Speed	Sect-3	Speed	Topspeed	laptime	pit
1			108.1		15.707			1:29.221		14	26.764	96.2	49.692	100.0	16.652			1:33.108	
2	24.364	103.8	45.718	109.7	15.259			1:25.341		15	26.703	95.0	48.101	102.5	16.708			1:31.512	
3	24.447	104.8	45.751	107.6	15.200	96.7		1:25.398		16	26.087	97.4	48.378	101.6	16.527	89.1		1:30.992	
4	24.420	109.9	46.004	107.2	15.392	97.3		1:25.816		17	26.715	97.3	48.278	102.5	16.277			1:31.270	
5	24.392	108.6	45.548	107.7	15.401	96.2		1:25.341		18	25.787	101.3	48.524	103.4	16.334			1:30.645	
6	24.335	109.0	45.405	106.7	15.142			1:24.882		19	26.874	98.4	48.074	101.9	17.325	85.7		1:32.273	
7	24.756	107.4	45.980	102.0	15.876	96.2		1:26.612		20	26.758	95.5	49.056	103.3	16.558			1:32.372	
8	24.908	103.0	46.113	106.4	15.449	95.9		1:26.470		21	26.713	98.8	48.280	104.1	16.767			1:31.760	
9	24.762	108.5	45.961	105.9	15.517			1:26.240		22	25.955	102.3	48.393	102.3	16.606			1:30.954	
10	24.792	105.6	45.930	107.6	15.704			1:26.426		23	25.848	102.4	48.547	104.1	16.816			1:31.211	
11	24.957	95.8	50.161	92.4	In			1:40.152	P	24	26.918	96.5	48.371	103.7	17.383	88.8		1:32.672	
12		98.6	51.861	91.5	17.732	87.0		5:23.275	P	25	26.065	101.8	48.492	104.7	16.722	85.0		1:31.279	
13	27.826	90.8	49.196	101.9	16.993			1:34.015		26									



Session Start: 11:09:48 - Finish: 11:50:26

Weather/Track Conditions: Cloud / Dry

Circuit: Donington Park National

Track Length: 3.185 Km - 1.9791 miles

Donington Historic Festival - 28 - 30 Apr 2017

U2TC Trophy for pre-66 under 2-litre Touring Cars

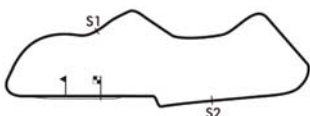
Race 4 - Sector Analysis

104 Oliver Bryant (D)									BMW 1800 Ti										
lap	Sect-1	Speed	Sect-2	Speed	Sect-3	Speed	TopSpeed	laptime	pit	lap	Sect-1	Speed	Sect-2	Speed	Sect-3	Speed	Topspeed	laptime	pit
1				102.2	16.206			1:42.464		15	25.572	101.5	47.388	103.3	In			1:33.992	P
2	25.574	101.6	47.798	103.9	16.086			1:29.458		16	Out	107.3	46.974	102.2	15.661			2:52.367	P
3	25.626	100.6	48.013	103.0	15.470			1:29.109		17	25.589	106.9	46.769	102.0	15.423			1:27.781	
4	25.076	108.3	46.465	103.6	15.664			1:27.205		18	25.492	107.3	46.824	101.7	15.587	91.6		1:27.903	
5	25.303	97.6	47.453	104.6	15.792	93.4		1:28.548		19	25.206	107.3	47.398	102.3	15.622			1:28.226	
6	25.868	99.7	47.087	104.1	15.502			1:28.457		20	26.012	107.1	46.690	102.3	15.695			1:28.397	
7	27.257	90.3	48.487	102.0	15.512			1:31.256		21	25.191	108.1	46.764	102.2	15.377	91.6		1:27.332	
8	25.353	106.4	47.077	102.8	15.776	91.6		1:28.206		22	25.826	104.5	47.334	102.2	17.136			1:30.296	
9	25.431	103.8	47.228	102.0	15.741	91.4		1:28.400		23	25.297	106.6	47.018	103.3	15.768			1:28.083	
10	25.680	103.7	47.205	103.0	16.164	91.0		1:29.049		24	25.357	108.3	47.004	103.0	15.414			1:27.775	
11	25.678	105.9	46.970	103.7	15.673	92.2		1:28.321		25	25.273	107.1	47.274	103.0	15.555	91.9		1:28.102	
12	25.582	107.4	46.832	103.6	16.421	91.1		1:28.835		26	25.202	107.8	47.367	102.6	15.574	91.6		1:28.143	
13	25.331	108.5	47.026	102.6	15.420			1:27.777		27	25.341	107.6	46.668	103.3	15.462	91.1		1:27.471	
14	25.360	107.4	46.804	102.8	15.521			1:27.685		28									

116 Peter Mursall (D)									BMW 1800 Ti										
lap	Sect-1	Speed	Sect-2	Speed	Sect-3	Speed	TopSpeed	laptime	pit	lap	Sect-1	Speed	Sect-2	Speed	Sect-3	Speed	Topspeed	laptime	pit
1				104.2	17.800			1:41.333		11	25.090	97.8	47.907	104.4	15.823	92.5		1:28.820	
2	25.785	101.5	48.433	104.1	16.173			1:30.391		12	25.043	102.1	47.837	104.2	15.851			1:28.731	
3	25.608	99.7	50.610	99.2	16.482	92.6		1:32.700		13	25.398	101.0	48.441	102.6	16.315	92.7		1:30.154	
4	25.307	99.9	48.016	104.7	16.254			1:29.577		14	25.294	105.3	48.555	102.8	In			1:34.929	P
5	25.846	89.6	47.609	105.0	15.875			1:29.330		15	Out	100.3	48.851	102.6	16.020	92.1		2:51.539	P
6	25.438	104.5	47.997	104.9	16.099	92.9		1:29.534		16	26.607	99.7	48.528	103.3	15.930	91.9		1:31.065	
7	25.349	96.2	48.252	103.7	16.047	91.1		1:29.648		17	25.515	98.3	48.717	102.5	16.282	91.2		1:30.514	
8	25.346	101.8	47.824	104.7	15.773			1:28.943		18	25.683	104.3	48.259	102.6	16.303	93.1		1:30.245	
9	25.261	104.6	47.769	104.1	15.763	93.3		1:28.793		19	25.183	99.9	1:31.078	59.5	In			2:23.721	P
10	25.489	97.0	47.783	104.4	15.919			1:29.191		20									

142 John Spiers (C)									Ford Lotus Cortina										
lap	Sect-1	Speed	Sect-2	Speed	Sect-3	Speed	TopSpeed	laptime	pit	lap	Sect-1	Speed	Sect-2	Speed	Sect-3	Speed	Topspeed	laptime	pit
1				107.9	16.968	94.0		1:33.020		4	24.496	102.4	45.980	107.2	15.576			1:26.052	
2	24.849	102.4	46.117	107.7	15.597	96.2		1:26.563		5	24.623	102.9	46.024	107.2	15.557	95.1		1:26.204	
3	24.932	100.6	46.348	107.2	15.332	96.7		1:26.612		6	24.576	104.1	45.775	106.9	15.226			1:25.577	

155 Raymond Low (B)									Austin Mini Cooper S										
lap	Sect-1	Speed	Sect-2	Speed	Sect-3	Speed	TopSpeed	laptime	pit	lap	Sect-1	Speed	Sect-2	Speed	Sect-3	Speed	Topspeed	laptime	pit
1				99.2	16.771			1:46.817		10	27.697	81.9	50.868	98.9	In			1:41.924	P
2	27.114	83.7	50.011	100.0	16.744			1:33.869		11		90.5	50.009	101.3	16.388			2:48.368	P
3	27.089	88.1	50.659	98.9	17.125	88.7		1:34.873		12	26.240	96.5	48.279	100.3	16.616	88.9		1:31.135	
4	27.163	89.7	49.917	98.9	16.663	89.3		1:33.743		13	26.464	93.9	48.679	100.2	16.728			1:31.871	
5	27.164	87.5	49.443	99.6	16.550	88.5		1:33.157		14	26.158	97.1	48.372	100.0	16.534	88.0		1:31.064	
6	27.148	90.2	49.674	98.4	16.807	86.3		1:33.629		15	26.382	94.6	49.339	102.6	16.426			1:32.147	
7	27.239	90.9	49.410	99.0	16.471			1:33.120		16	27.362	88.9	49.518	102.3	16.474	88.5		1:33.354	
8	27.802	83.5	49.786	99.0	18.159	86.0		1:35.747		17	26.426	88.7	52.905	83.5	17.804	78.6		1:37.135	
9	28.216	88.0	49.189	99.8	16.833	86.8		1:34.238		18	29.398	82.4	57.491	86.3	In			1:49.522	P



Session Start: 11:09:48 - Finish: 11:50:26

Weather/Track Conditions: Cloud / Dry

Circuit: Donington Park National

Track Length: 3.185 Km - 1.9791 miles

Donington Historic Festival - 28 - 30 Apr 2017

U2TC Trophy for pre-66 under 2-litre Touring Cars

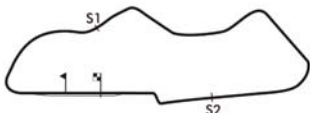
Race 4 - Sector Analysis

161 Letts-Letts (C)										Ford Lotus Cortina									
lap	Sect-1	Speed	Sect-2	Speed	Sect-3	Speed	TopSpeed	laptime	pit	lap	Sect-1	Speed	Sect-2	Speed	Sect-3	Speed	Topspeed	laptime	pit
1				111.1	15.791			1:29.431		15	24.403	101.3	45.360	110.9	15.717			1:25.480	
2	24.598	104.9	45.361	104.6	15.832			1:25.791		16	24.319	104.5	45.646	109.8	In			1:29.327	P
3	24.336	103.0	45.516	112.4	15.209			1:25.061		17	Out	100.6	46.853	108.3	16.147	94.0		2:45.340	P
4	24.368	102.0	45.373	109.7	15.188			1:24.929		18	25.074	103.3	46.178	109.5	15.356			1:26.608	
5	24.348	102.1	44.753	110.4	14.934			1:24.035		19	25.219	107.1	46.748	108.8	15.424	96.1		1:27.391	
6	24.218	103.8	44.628	110.4	15.226			1:24.072		20	25.174	105.3	46.710	109.8	15.703	96.5		1:27.587	
7	24.189	104.6	45.013	109.8	14.975			1:24.177		21	25.734	100.6	46.054	109.5	15.529	97.6		1:27.317	
8	24.317	101.3	45.652	110.4	14.955			1:24.924		22	25.001	107.8	45.735	109.1	15.416			1:26.152	
9	24.227	104.9	45.006	110.6	15.340			1:24.573		23	25.048	104.6	45.877	109.5	15.512	96.2		1:26.437	
10	24.985	103.0	44.966	110.0	15.168			1:25.119		24	24.810	104.0	45.787	109.7	16.165			1:26.762	
11	24.174	105.6	44.820	110.6	15.550			1:24.544		25	24.826	105.8	45.635	111.5	15.424			1:25.885	
12	24.845	103.7	44.946	112.0	15.747			1:25.538		26	24.706	101.5	45.988	109.3	15.949	95.0		1:26.643	
13	24.497	107.4	44.906	111.7	16.003			1:25.406		27	24.979	103.2	46.239	108.4	15.481	96.6		1:26.699	
14	24.865	104.6	45.255	112.0	15.781			1:25.901		28	24.743	103.3	45.933	109.7	15.272			1:25.948	

170 Marcus Jewell (C)										Ford Consul Cortina									
lap	Sect-1	Speed	Sect-2	Speed	Sect-3	Speed	TopSpeed	laptime	pit	lap	Sect-1	Speed	Sect-2	Speed	Sect-3	Speed	Topspeed	laptime	pit
1			In	80.1	In			2:02.370	P	2									

195 Mann-Smail (C)										Ford Lotus Cortina									
lap	Sect-1	Speed	Sect-2	Speed	Sect-3	Speed	TopSpeed	laptime	pit	lap	Sect-1	Speed	Sect-2	Speed	Sect-3	Speed	Topspeed	laptime	pit
1				105.9	16.902	91.4		1:38.989		15	26.223	90.0	48.449	106.7	15.863			1:30.535	
2	25.576	99.6	46.731	107.0	16.386			1:28.693		16	24.938	98.8	46.234	106.2	15.746			1:26.918	
3	25.609	96.7	46.598	105.9	16.983	91.1		1:29.190		17	24.979	99.7	47.200	92.0	In			1:33.925	P
4	25.974	99.0	46.443	106.7	16.248			1:28.665		18	Out	96.9	50.409	100.2	16.979			2:57.477	P
5	25.505	93.2	47.440	106.2	16.087	93.3		1:29.032		19	26.475	91.3	48.762	104.7	16.803	89.4		1:32.040	
6	25.057	102.6	46.920	104.6	16.386	88.8		1:28.363		20	26.222	99.0	49.002	103.0	16.882	89.7		1:32.106	
7	25.702	94.8	46.903	105.4	16.098	91.9		1:28.703		21	26.901	97.4	47.946	105.5	16.293	91.0		1:31.140	
8	26.445	98.6	46.905	107.7	16.551	91.7		1:29.901		22	25.879	97.4	47.966	105.0	16.534	90.5		1:30.379	
9	25.679	100.2	46.509	108.3	17.211			1:29.399		23	25.733	99.6	48.220	104.7	16.173	91.9		1:30.126	
10	24.977	100.3	46.710	107.2	16.030	93.9		1:27.717		24	26.257	97.8	47.687	103.9	16.579			1:30.523	
11	25.407	101.6	47.158	104.1	16.540	92.1		1:29.105		25	26.296	98.6	48.481	104.7	16.696	90.0		1:31.473	
12	25.482	102.4	46.466	105.7	16.276			1:28.224		26	25.892	98.7	48.342	104.7	16.515	91.0		1:30.749	
13	25.415	100.3	46.581	105.7	15.858	91.9		1:27.854		27	26.082	95.5	49.319	104.4	16.372			1:31.773	
14	25.651	92.4	48.013	106.7	16.779			1:30.443		28									

888 Endaf Owens (B)										Morris Mini Cooper S									
lap	Sect-1	Speed	Sect-2	Speed	Sect-3	Speed	TopSpeed	laptime	pit	lap	Sect-1	Speed	Sect-2	Speed	Sect-3	Speed	Topspeed	laptime	pit
1				101.9	15.817			1:30.952		15	Out	103.5	46.553	100.8	15.833			2:44.406	P
2	25.012	106.9	46.261	102.0	15.450			1:26.723		16	25.035	105.8	46.948	101.3	15.538			1:27.521	
3	25.016	107.1	46.141	103.0	15.843	94.0		1:27.000		17	25.076	106.4	46.330	100.8	15.479			1:26.885	
4	25.124	107.1	45.920	102.8	15.167			1:26.211		18	25.061	105.4	46.245	100.8	15.589	91.9		1:26.895	
5	24.822	106.6	45.583	102.8	15.230	93.3		1:25.635		19	25.205	104.9	46.177	101.3	15.396			1:26.778	
6	25.020	105.1	45.743	102.3	15.236	92.2		1:25.999		20	25.289	105.9	46.266	102.3	15.438	93.1		1:26.993	
7	24.939	105.4	45.713	103.0	15.178	92.7		1:25.830		21	25.085	91.0	46.396	101.4	15.379			1:26.860	
8	24.986	106.8	46.008	102.2	15.131	93.0		1:26.125		22	25.061	106.1	46.366	101.6	15.398			1:26.825	
9	24.916	105.4	45.968	102.0	15.298			1:26.182		23	25.041	104.8	45.844	103.4	15.292			1:26.177	
10	25.006	105.1	45.893	101.6	15.201			1:26.100		24	25.277	103.7	46.201	102.2	15.287			1:26.765	
11	25.040	104.6	45.858	103.4	15.628			1:26.526		25	25.037	106.3	45.909	103.6	15.514	92.6		1:26.460	
12	25.087	104.3	46.069	102.5	15.217	92.9		1:26.373		26	25.486	100.9	46.398	103.6	15.387			1:27.271	
13	25.122	106.8	45.960	102.5	15.400	92.2		1:26.482		27	24.871	103.3	46.701	103.3	15.392			1:26.964	
14	24.952	105.9	46.292	102.5	In			1:30.878	P	28	24.974	106.9	46.184	103.0	15.448	90.1		1:26.606	



Session Start: 11:09:48 - Finish: 11:50:26

Weather/Track Conditions: Cloud / Dry

Circuit: Donington Park National

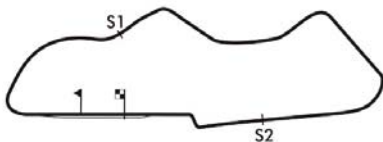
Track Length: 3.185 Km - 1.9791 miles

Donington Historic Festival - 28 - 30 Apr 2017

U2TC Trophy for pre-66 under 2-litre Touring Cars

Race 4 - Best Sector Times

SECTOR 1			SECTOR 2			SECTOR 3			IDEAL / BEST LAP COMPARISON						
NO	TIME	LAP	NO	TIME	LAP	NO	TIME	LAP	NO	NAME	BEST	IN	IDEAL	DIFF	
1	7	23.879	19	89	44.622	18	89	14.649	13	89	Banks-Banks	1:23.557	4	1:23.336	+0.221
2	51	24.034	19	161	44.628	6	51	14.896	3	161	Letts-Letts	1:24.035	5	1:23.736	+0.299
3	89	24.065	14	51	44.735	23	161	14.934	5	51	Perfetti-Rovelli	1:24.037	23	1:23.665	+0.372
4	13	24.070	6	13	44.872	7	13	15.024	6	7	Steve Soper	1:24.055	6	1:23.881	+0.174
5	52	24.134	3	7	44.931	9	7	15.071	17	13	Andy Wolfe	1:24.076	6	1:23.966	+0.110
6	161	24.174	11	79	45.053	6	87	15.104	2	79	Mark Jones	1:24.821	6	1:24.772	+0.049
7	98	24.307	3	16	45.128	10	42	15.114	22	100	Shaw-Hyett	1:24.882	6	1:24.882	+0.000
8	100	24.335	6	52	45.145	2	888	15.131	8	16	David Tomlin	1:25.065	5	1:24.885	+0.180
9	5	24.458	23	100	45.405	6	98	15.134	7	98	Graham Pattle	1:25.103	3	1:24.862	+0.241
10	79	24.469	6	98	45.421	7	100	15.142	6	52	Brown-Dutton	1:25.297	2	1:24.849	+0.448
11	16	24.495	20	87	45.516	4	5	15.196	24	142	John Spiers	1:25.577	6	1:25.497	+0.080
12	142	24.496	4	888	45.583	5	142	15.226	6	888	Endaf Owens	1:25.635	5	1:25.536	+0.099
13	66	24.599	24	5	45.763	21	79	15.250	5	5	Pearson-Monteverdi	1:25.650	21	1:25.417	+0.233
14	91	24.692	23	142	45.775	6	16	15.262	5	87	Swift-Lewis	1:25.739	6	1:25.371	+0.368
15	54	24.703	20	42	45.856	5	91	15.313	27	42	Curley-Kelly	1:26.261	25	1:25.758	+0.503
16	87	24.751	5	91	46.019	20	104	15.377	21	91	Martin Strommen	1:26.411	24	1:26.024	+0.387
17	42	24.788	12	81	46.044	5	54	15.392	19	81	Goff-Goff	1:26.473	5	1:26.375	+0.098
18	888	24.822	5	15	46.068	18	48	15.409	12	54	Halusa-Halusa	1:26.504	21	1:26.282	+0.222
19	81	24.847	5	66	46.156	26	15	15.413	24	15	Baldwin-Churchill	1:26.638	19	1:26.453	+0.185
20	21	24.850	13	21	46.157	4	66	15.413	25	21	Steve Maxted	1:26.797	11	1:26.436	+0.361
21	48	24.916	12	54	46.187	21	21	15.429	10	195	Mann-Smail	1:26.918	16	1:26.918	+0.000
22	195	24.938	16	43	46.199	4	81	15.484	4	104	Oliver Bryant	1:27.205	4	1:26.918	+0.287
23	15	24.972	15	195	46.234	16	43	15.487	3	66	Viggo Lund	1:27.354	19	1:26.168	+1.186
24	116	25.043	12	104	46.465	4	35	15.492	14	48	Stretton-James	1:27.453	12	1:27.453	+0.000
25	104	25.076	4	68	46.639	24	84	15.561	24	25	Sime-Sime	1:27.631	13	1:27.631	+0.000
26	43	25.134	3	84	46.649	17	52	15.570	1	43	Chris Middlehurst	1:27.702	4	1:26.820	+0.882
27	68	25.184	23	20	46.695	14	25	15.573	13	68	Daniel Mursall	1:27.895	11	1:27.413	+0.482
28	84	25.206	20	25	46.738	13	68	15.590	4	20	Hunt-Hunt	1:27.971	14	1:27.601	+0.370
29	20	25.313	8	35	46.742	12	20	15.593	6	35	Ekorness-Ekorness	1:28.039	12	1:27.770	+0.269
30	25	25.320	13	48	47.128	12	195	15.746	16	84	Steve Jones	1:28.181	24	1:27.416	+0.765
31	35	25.536	14	116	47.609	5	116	15.763	9	116	Peter Mursall	1:28.731	12	1:28.415	+0.316
32	155	26.158	14	155	48.279	12	155	16.388	11	155	Raymond Low	1:31.064	14	1:30.825	+0.239
33	170			170	59.707	1	170			170	Marcus Jewell				+



Session Start: 11:09:48 - Finish: 11:50:26

Weather/Track Conditions: Cloud / Dry

Circuit: Donington Park National

Track Length: 3.185 Km - 1.9791 miles

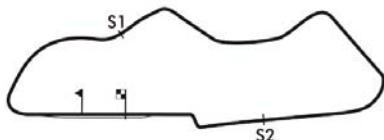


Donington Historic Festival - 28 - 30 Apr 2017

U2TC Trophy for pre-66 under 2-litre Touring Cars

Race 4 - Best Sector Speeds

	NO	SECTOR 1	MPH	NO	SECTOR 2	MPH	NO	SECTOR 3	MPH
1	13	Andy Wolfe	112.0	51	Perfetti-Rovelli	113.2	51	Perfetti-Rovelli	100.0
2	7	Steve Soper	111.8	7	Steve Soper	113.0	7	Steve Soper	99.2
3	68	Daniel Mursall	110.6	161	Letts-Letts	112.4	89	Banks-Banks	98.4
4	100	Shaw-Hyett	109.9	52	Brown-Dutton	112.2	13	Andy Wolfe	98.3
5	81	Goff-Goff	109.3	98	Graham Pattle	111.7	16	David Tomlin	98.3
6	89	Banks-Banks	109.3	13	Andy Wolfe	111.1	161	Letts-Letts	98.3
7	5	Pearson-Monteverde	109.2	91	Martin Strommen	111.1	52	Brown-Dutton	98.2
8	104	Oliver Bryant	108.5	16	David Tomlin	110.2	98	Graham Pattle	98.0
9	66	Viggo Lund	108.1	89	Banks-Banks	110.0	48	Stretton-James	97.9
10	161	Letts-Letts	107.8	79	Mark Jones	109.7	91	Martin Strommen	97.9
11	87	Swift-Lewis	107.3	100	Shaw-Hyett	109.7	54	Halusa-Halusa	97.3
12	21	Steve Maxted	107.1	5	Pearson-Monteverde	109.0	79	Mark Jones	97.3
13	51	Perfetti-Rovelli	107.1	66	Viggo Lund	108.6	100	Shaw-Hyett	97.3
14	54	Halusa-Halusa	107.1	195	Mann-Smail	108.3	5	Pearson-Monteverde	97.2
15	888	Endaf Owens	107.1	54	Halusa-Halusa	107.9	66	Viggo Lund	97.2
16	42	Curley-Kelly	106.9	142	John Spiers	107.9	142	John Spiers	96.7
17	43	Chris Middlehurst	106.9	48	Stretton-James	107.6	87	Swift-Lewis	95.1
18	15	Baldwin-Churchill	106.8	68	Daniel Mursall	106.5	15	Baldwin-Churchill	95.0
19	25	Sime-Sime	105.8	15	Baldwin-Churchill	106.0	21	Steve Maxted	94.8
20	48	Stretton-James	105.8	43	Chris Middlehurst	105.9	42	Curley-Kelly	94.3
21	91	Martin Strommen	105.8	21	Steve Maxted	105.5	68	Daniel Mursall	94.2
22	98	Graham Pattle	105.8	87	Swift-Lewis	105.4	888	Endaf Owens	94.2
23	16	David Tomlin	105.6	116	Peter Mursall	105.0	20	Hunt-Hunt	94.0
24	35	Ekorness-Ekorness	105.3	84	Steve Jones	104.7	81	Goff-Goff	93.9
25	116	Peter Mursall	105.3	104	Oliver Bryant	104.6	195	Mann-Smail	93.9
26	20	Hunt-Hunt	104.8	81	Goff-Goff	104.4	116	Peter Mursall	93.6
27	142	John Spiers	104.1	42	Curley-Kelly	104.1	84	Steve Jones	93.4
28	52	Brown-Dutton	103.8	888	Endaf Owens	103.6	104	Oliver Bryant	93.4
29	79	Mark Jones	102.9	20	Hunt-Hunt	103.1	43	Chris Middlehurst	93.1
30	195	Mann-Smail	102.6	25	Sime-Sime	103.0	25	Sime-Sime	92.2
31	84	Steve Jones	100.9	155	Raymond Low	102.6	35	Ekorness-Ekorness	90.3
32	155	Raymond Low	97.1	35	Ekorness-Ekorness	101.3	155	Raymond Low	89.3
33	170	Marcus Jewell	66.3	170	Marcus Jewell	80.1	170	Marcus Jewell	79.3



Session Start: 11:09:48 - Finish: 11:50:26
Weather/Track Conditions: Cloud / Dry
Circuit: Donington Park National
Track Length: 3.185 Km - 1.9791 miles

Donington Historic Festival - 28 - 30 Apr 2017

U2TC Trophy for pre-66 under 2-litre Touring Cars

Race 4 - Lap Chart

Lap 1			Lap 2			Lap 3			Lap 4			Lap 5			Lap 6		
NO	Behind	Laptime	NO	Behind	Laptime	NO	Behind	Laptime	NO	Behind	Laptime	NO	Behind	Laptime	NO	Behind	Laptime
89		1:25.006	89		1:24.040	89		1:23.950	89		1:23.557	89		1:23.745	89		1:23.937
13	1.275	1:26.281	13	2.595	1:25.360	7	3.843	1:24.856	7	4.520	1:24.234	7	5.442	1:24.667	7	5.560	1:24.055
7	2.342	1:27.348	7	2.937	1:24.635	13	4.330	1:25.685	13	5.475	1:24.702	13	6.071	1:24.341	13	6.210	1:24.076
79	3.141	1:28.147	79	5.011	1:25.910	51	5.782	1:24.552	51	6.585	1:24.360	51	6.977	1:24.137	51	7.268	1:24.228
51	3.410	1:28.416	51	5.180	1:25.810	100	6.964	1:25.398	161	8.659	1:24.929	161	8.949	1:24.035	161	9.084	1:24.072
100	4.215	1:29.221	100	5.516	1:25.341	161	7.287	1:25.061	100	9.223	1:25.816	100	10.819	1:25.341	100	11.764	1:24.882
161	4.425	1:29.431	161	6.176	1:25.791	79	7.882	1:26.821	79	9.661	1:25.336	79	11.154	1:25.238	79	12.038	1:24.821
52	5.463	1:30.469	52	6.720	1:25.297	98	10.160	1:25.103	98	12.031	1:25.428	98	13.974	1:25.688	98	15.583	1:25.546
888	5.946	1:30.952	888	8.629	1:26.723	16	11.342	1:25.297	16	13.242	1:25.457	16	14.562	1:25.065	16	16.470	1:25.845
16	6.408	1:31.414	98	9.007	1:25.916	888	11.679	1:27.000	888	14.333	1:26.211	888	16.223	1:25.635	888	18.285	1:25.999
98	7.131	1:32.137	16	9.995	1:27.627	142	13.199	1:26.612	142	15.694	1:26.052	142	18.153	1:26.204	142	19.793	1:25.577
142	8.014	1:33.020	142	10.537	1:26.563	87	13.561	1:26.582	87	15.827	1:25.823	87	18.318	1:26.236	87	20.120	1:25.739
91	8.190	1:33.196	87	10.929	1:26.585	81	15.989	1:26.936	81	18.962	1:26.530	81	21.690	1:26.473	42	25.258	1:26.753
87	8.384	1:33.390	81	13.003	1:28.162	42	16.907	1:26.853	42	19.852	1:26.502	42	22.442	1:26.335	91	30.918	1:27.346
81	8.881	1:33.887	42	14.004	1:28.289	5	18.753	1:28.001	5	23.142	1:27.946	91	27.509	1:27.581	5	31.666	1:27.535
42	9.755	1:34.761	91	14.218	1:30.068	91	18.928	1:28.660	91	23.673	1:28.302	5	28.068	1:28.671	15	32.146	1:27.610
5	10.270	1:35.276	5	14.702	1:28.472	43	20.012	1:28.356	21	24.112	1:27.374	21	28.364	1:27.997	21	32.498	1:28.071
43	10.453	1:35.459	21	14.983	1:28.401	21	20.295	1:29.262	43	24.157	1:27.702	15	28.473	1:27.943	43	32.988	1:28.070
21	10.622	1:35.628	43	15.606	1:29.193	15	20.742	1:27.829	15	24.275	1:27.090	43	28.855	1:28.443	66	38.648	1:28.958
15	11.033	1:36.039	15	16.863	1:29.870	25	22.971	1:29.309	66	28.104	1:27.483	66	33.627	1:29.268	195	38.697	1:28.363
66	11.587	1:36.593	25	17.612	1:29.742	195	23.876	1:29.190	25	28.565	1:29.151	195	34.271	1:29.032	25	39.239	1:28.610
25	11.910	1:36.916	35	18.091	1:29.417	35	24.077	1:29.936	195	28.984	1:28.665	25	34.566	1:29.746	68	39.783	1:28.923
35	12.714	1:37.720	195	18.636	1:28.693	66	24.178	1:28.455	35	29.639	1:29.119	68	34.797	1:28.694	54	39.948	1:28.049
195	13.983	1:38.989	66	19.673	1:32.126	68	25.281	1:29.181	68	29.848	1:28.124	35	35.819	1:29.925	35	40.533	1:28.651
68	14.475	1:39.481	68	20.050	1:29.615	20	25.699	1:28.643	20	31.089	1:28.947	54	35.836	1:28.339	104	41.006	1:28.457
54	14.985	1:39.991	20	21.006	1:29.475	54	26.813	1:28.408	54	31.242	1:27.986	20	36.244	1:28.900	20	41.763	1:29.456
20	15.571	1:40.577	54	22.355	1:31.410	104	28.035	1:29.109	104	31.683	1:27.205	104	36.486	1:28.548	48	47.360	1:29.822
116	16.327	1:41.333	116	22.678	1:30.391	48	29.697	1:29.494	48	34.981	1:28.841	48	41.475	1:30.239	84	47.980	1:29.707
48	16.367	1:41.373	104	22.876	1:29.458	84	30.840	1:29.874	84	36.898	1:29.615	84	42.210	1:29.057	116	48.630	1:29.534
84	17.384	1:42.390	48	24.153	1:31.826	116	31.428	1:32.700	116	37.448	1:29.577	116	43.033	1:29.330	155	1:11.853	1:33.629
104	17.458	1:42.464	84	24.916	1:31.572	155	42.563	1:34.873	155	52.749	1:33.743	155	1:02.161	1:33.157			
155	21.811	1:46.817	155	31.640	1:33.869												
170	37.364	2:02.370															

Session Start: 11:09:48 - Finish: 11:50:26

Weather/Track Conditions: Cloud / Dry

Circuit: Donington Park National

Track Length: 3.185 Km - 1.9791 miles

Donington Historic Festival - 28 - 30 Apr 2017

U2TC Trophy for pre-66 under 2-litre Touring Cars

Race 4 - Lap Chart

Lap 7			Lap 8			Lap 9			Lap 10			Lap 11			Lap 12		
NO	Behind	Laptime	NO	Behind	Laptime	NO	Behind	Laptime	NO	Behind	Laptime	NO	Behind	Laptime	NO	Behind	Laptime
89		1:23.916	89		1:23.722	89		1:24.208	89		1:23.723	89		1:24.049	89		1:24.302
7	6.066	1:24.422	7	7.093	1:24.749	7	7.828	1:24.943	7	8.581	1:24.476	7	9.034	1:24.502	7	9.308	1:24.576
13	6.756	1:24.462	13	7.759	1:24.725	13	8.471	1:24.920	13	9.495	1:24.747	13	11.749	1:26.303	13	12.594	1:25.147
51	7.653	1:24.301	51	8.414	1:24.483	155	1 LAP	1:35.747	51	9.924	1:24.520	51	12.716	1:26.841	51	13.700	1:25.286
161	9.345	1:24.177	161	10.547	1:24.924	51	9.127	1:24.921	161	12.308	1:25.119	161	12.803	1:24.544	161	14.039	1:25.538
79	14.079	1:25.957	79	16.406	1:26.049	161	10.912	1:24.573	155	1 LAP	1:34.238	79	22.545	1:25.898	79	23.896	1:25.653
100	14.460	1:26.612	100	17.208	1:26.470	79	18.761	1:26.563	79	20.696	1:25.658	98	24.992	1:26.588	98	26.420	1:25.730
98	16.863	1:25.196	98	18.808	1:25.667	100	19.240	1:26.240	100	21.943	1:26.426	16	26.641	1:27.636	16	27.670	1:25.331
16	18.190	1:25.636	16	20.329	1:25.861	98	20.623	1:26.023	98	22.453	1:25.553	888	29.430	1:26.526	888	31.501	1:26.373
888	20.199	1:25.830	888	22.602	1:26.125	16	21.658	1:25.537	16	23.054	1:25.119	87	33.483	1:27.455	87	35.183	1:26.002
87	23.458	1:27.254	87	25.844	1:26.108	888	24.576	1:26.182	888	26.953	1:26.100	155	1 LAP	1:41.924	42	43.204	1:26.343
42	28.925	1:27.583	42	32.215	1:27.012	87	27.623	1:25.987	87	30.077	1:26.177	100	38.046	1:40.152	91	52.262	1:27.551
15	35.495	1:27.265	15	39.453	1:27.680	42	35.101	1:27.094	42	38.418	1:27.040	42	41.163	1:26.794	21	53.249	1:27.157
91	36.792	1:29.790	91	40.156	1:27.086	91	42.645	1:26.697	91	45.883	1:26.961	91	49.013	1:27.179	15	53.592	1:27.703
21	38.318	1:29.736	21	41.592	1:26.996	15	43.206	1:27.961	15	46.998	1:27.515	15	50.191	1:27.242	195	1:07.826	1:28.224
43	38.528	1:29.456	5	42.121	1:27.248	21	44.508	1:27.124	21	47.646	1:26.861	21	50.394	1:26.797	54	1:09.326	1:29.396
5	38.595	1:30.845	43	43.359	1:28.553	66	54.277	1:28.655	66	58.404	1:27.850	195	1:03.904	1:29.105	25	1:09.739	1:28.786
195	43.484	1:28.703	195	49.663	1:29.901	195	54.854	1:29.399	195	58.848	1:27.717	66	1:04.085	1:29.730	68	1:10.050	1:28.675
66	43.673	1:28.941	66	49.830	1:29.879	54	55.551	1:29.357	54	1:00.565	1:28.737	54	1:04.232	1:27.716	104	1:11.153	1:28.835
25	44.618	1:29.295	25	50.206	1:29.310	25	55.738	1:29.740	25	1:01.449	1:29.434	25	1:05.255	1:27.855	20	1:11.343	1:29.292
54	44.937	1:28.905	54	50.402	1:29.187	68	55.822	1:28.548	68	1:01.831	1:29.732	68	1:05.677	1:27.895	48	1:14.120	1:27.453
35	45.564	1:28.947	35	51.059	1:29.217	20	56.741	1:28.668	20	1:02.072	1:29.054	20	1:06.353	1:28.330	66	1:14.743	1:34.960
68	46.859	1:30.992	68	51.482	1:28.345	104	57.022	1:28.400	104	1:02.348	1:29.049	104	1:06.620	1:28.321	35	1:15.777	1:28.039
20	47.248	1:29.401	20	52.281	1:28.755	5	58.437	1:40.524	48	1:07.004	1:28.642	48	1:10.969	1:28.014	84	1:16.894	1:28.359
104	48.346	1:31.256	104	52.830	1:28.206	43	59.957	1:40.806	35	1:07.712	1:29.352	35	1:12.040	1:28.377	116	1:18.836	1:28.731
48	52.371	1:28.927	48	57.210	1:28.561	35	1:02.083	1:35.232	84	1:08.434	1:29.073	84	1:12.837	1:28.452			
84	53.074	1:29.010	84	58.098	1:28.746	48	1:02.085	1:29.083	116	1:09.636	1:29.191	116	1:14.407	1:28.820			
116	54.362	1:29.648	116	59.583	1:28.943	84	1:03.084	1:29.194				43	1 LAP	3:07.740			
155	1:21.057	1:33.120				116	1:04.168	1:28.793									

Session Start: 11:09:48 - Finish: 11:50:26

Weather/Track Conditions: Cloud / Dry

Circuit: Donington Park National

Track Length: 3.185 Km - 1.9791 miles

Donington Historic Festival - 28 - 30 Apr 2017

U2TC Trophy for pre-66 under 2-litre Touring Cars

Race 4 - Lap Chart

Lap 13			Lap 14			Lap 15			Lap 16			Lap 17			Lap 18		
NO	Behind	Laptime	NO	Behind	Laptime	NO	Behind	Laptime	NO	Behind	Laptime	NO	Behind	Laptime	NO	Behind	Laptime
89		1:23.696	89		1:29.239	7		1:24.497	7		1:29.236	89		1:24.167	89		1:23.613
7	9.776	1:24.164	7	5.092	1:24.555	116	1 LAP	1:34.929	51	6.823	1:28.972	68	1 LAP	1:29.018	68	1 LAP	1:29.098
43	2 LAPS	1:38.600	51	11.750	1:25.444	51	7.087	1:24.926	161	8.393	1:29.327	25	8.900	1:28.956	104	1 LAP	1:27.781
13	15.423	1:26.525	13	12.139	1:25.955	161	8.302	1:25.480	98	1 LAP	1:26.373	104	1 LAP	2:52.367	54	1 LAP	1:28.431
51	15.545	1:25.541	161	12.411	1:25.901	13	10.618	1:28.068	100	3 LAPS	1:34.015	54	1 LAP	2:49.858	7	18.122	1:25.163
161	15.749	1:25.406	16	26.933	1:25.859	98	1 LAP	2:39.360	888	1 LAP	2:44.406	195	13.569	1:33.925	13	18.269	1:26.731
16	30.313	1:26.339	5	3 LAPS	1:27.592	100	3 LAPS	5:23.275	5	3 LAPS	1:26.832	35	1 LAP	2:51.231	25	19.496	1:34.209
98	32.245	1:29.521	888	35.926	1:30.878	16	23.599	1:26.255	16	27.723	1:33.360	13	15.151	1:25.647	51	20.544	1:25.342
5	3 LAPS	5:10.358	155	2 LAPS	1:31.135	5	3 LAPS	1:27.412	155	2 LAPS	1:31.064	7	16.572	2:48.744	84	1 LAP	1:28.212
888	34.287	1:26.482	42	44.115	1:26.891	155	2 LAPS	1:31.871	87	1 LAP	1:28.239	84	1 LAP	1:29.627	35	1 LAP	1:32.458
155	2 LAPS	2:48.368	21	54.885	1:27.365	87	1 LAP	3:04.029	91	1 LAP	2:46.082	51	18.815	2:44.164	161	24.556	1:26.608
87	41.194	1:29.707	91	58.326	1:32.044	42	46.968	1:32.442	15	1 LAP	1:27.152	161	21.561	2:45.340	116	1 LAP	1:30.514
42	46.463	1:26.955	66	1 LAP	2:38.668	21	52.447	1:27.151	21	56.850	1:33.639	116	1 LAP	1:31.065	98	33.147	1:26.876
91	55.521	1:26.955	54	1:12.438	1:29.161	15	1 LAP	2:49.756	66	1 LAP	1:27.673	48	1 LAP	1:31.669	16	34.372	1:26.057
21	56.759	1:27.206	195	1:13.188	1:30.443	66	1 LAP	1:27.748	89	1:08.005	1:24.433	98	29.884	1:25.782	48	1 LAP	1:32.551
15	1:02.178	1:32.282	25	1:13.307	1:28.872	68	1 LAP	2:48.313	68	1 LAP	1:29.191	16	31.928	2:36.377	888	47.023	1:26.895
195	1:11.984	1:27.854	104	1:13.680	1:27.685	25	1:12.803	1:29.085	195	1:11.816	1:26.918	888	43.741	1:26.885	5	2 LAPS	1:26.290
54	1:12.516	1:26.886	20	1:14.669	1:27.971	89	1:12.808	2:42.397	25	1:12.116	1:28.549	5	2 LAPS	1:26.359	100	2 LAPS	1:30.992
25	1:13.674	1:27.631	35	1:19.496	1:28.111	195	1:14.134	1:30.535	84	1 LAP	1:29.911	100	2 LAPS	1:31.512	42	59.781	1:26.714
104	1:15.234	1:27.777				20	1:15.542	1:30.462	13	1:21.676	2:40.294	42	56.680	1:26.449	91	1:12.179	1:26.910
20	1:15.937	1:28.290				104	1:18.083	1:33.992	116	1 LAP	2:51.539	91	1:08.882	1:27.867	87	1:13.166	1:27.077
68	1:18.990	1:32.636				48	1 LAP	2:55.639	48	1 LAP	1:36.207	87	1:09.702	1:27.925	21	1:16.411	1:26.932
35	1:20.624	1:28.543				84	1 LAP	2:53.293	98	1:36.274	1:26.360	21	1:13.092	2:48.414	15	1:17.530	1:26.689
48	1:23.464	1:33.040				54	1:21.737	1:38.888	888	1:49.028	1:27.521	15	1:14.454	1:27.943			
116	1:25.294	1:30.154				35	1:25.211	1:35.304	100	2 LAPS	1:33.108	155	1 LAP	1:33.354			
84	1:26.148	1:32.950							5	2 LAPS	1:26.857	66	1:22.020	1:28.433			
									20	1:56.603	2:10.297						
									42	2:02.403	2:44.671						
									91	2:13.187	1:27.604						
									87	2:13.949	1:28.551						
									155	1 LAP	1:32.147						
									15	2:18.683	1:27.661						
									66	2:25.759	1:28.687						

Session Start: 11:09:48 - Finish: 11:50:26

Weather/Track Conditions: Cloud / Dry

Circuit: Donington Park National

Track Length: 3.185 Km - 1.9791 miles

Donington Historic Festival - 28 - 30 Apr 2017

U2TC Trophy for pre-66 under 2-litre Touring Cars

Race 4 - Lap Chart

Lap 19			Lap 20			Lap 21			Lap 22			Lap 23			Lap 24		
NO	Behind	Laptime	NO	Behind	Laptime	NO	Behind	Laptime	NO	Behind	Laptime	NO	Behind	Laptime	NO	Behind	Laptime
89		1:24.026	89		1:23.803	89		1:24.148	89		1:23.849	89		1:24.589	89		1:24.179
66	1 LAP	1:28.046	66	1 LAP	1:27.354	21	1 LAP	1:28.820	15	1 LAP	1:27.350	91	1 LAP	1:27.729	91	1 LAP	1:26.923
155	2 LAPS	1:37.135	7	19.752	1:24.860	66	1 LAP	1:28.484	21	1 LAP	1:27.661	87	1 LAP	1:27.652	87	1 LAP	1:26.826
68	1 LAP	1:28.367	68	1 LAP	1:29.602	116	2 LAPS	2:23.721	66	1 LAP	1:28.127	100	3 LAPS	1:32.372	15	1 LAP	1:27.343
104	1 LAP	1:27.903	104	1 LAP	1:28.226	7	20.738	1:25.134	7	21.877	1:24.988	15	1 LAP	1:27.451	21	1 LAP	1:27.349
7	18.695	1:24.599	13	22.021	1:25.656	13	22.865	1:24.992	13	24.326	1:25.310	21	1 LAP	1:27.904	100	3 LAPS	1:31.760
13	20.168	1:25.925	51	22.393	1:24.835	51	25.181	1:26.936	51	25.619	1:24.287	66	1 LAP	1:28.176	7	21.893	1:24.485
54	1 LAP	1:30.063	54	1 LAP	1:27.066	104	1 LAP	1:28.397	104	1 LAP	1:27.332	7	21.587	1:24.299	66	1 LAP	1:29.121
51	21.361	1:24.843	25	1 LAP	2:56.116	68	1 LAP	1:30.247	54	1 LAP	1:26.504	13	24.272	1:24.535	13	25.971	1:25.878
195	1 LAP	2:57.477	195	1 LAP	1:32.040	54	1 LAP	1:26.989	68	1 LAP	1:28.644	51	25.067	1:24.037	51	26.110	1:25.222
161	27.921	1:27.391	161	31.705	1:27.587	25	1 LAP	1:31.144	161	37.177	1:26.152	54	1 LAP	1:29.485	54	1 LAP	1:28.048
84	1 LAP	1:29.040	155	2 LAPS	1:49.522	161	34.874	1:27.317	98	41.678	1:25.867	104	1 LAP	1:30.296	104	1 LAP	1:28.083
35	1 LAP	1:31.811	84	1 LAP	1:28.753	195	1 LAP	1:32.106	25	1 LAP	1:30.783	68	1 LAP	1:29.195	68	1 LAP	1:27.946
98	34.660	1:25.539	98	36.762	1:25.905	98	39.660	1:27.046	84	1 LAP	1:28.597	161	39.025	1:26.437	161	41.608	1:26.762
116	1 LAP	1:30.245	35	1 LAP	1:31.506	84	1 LAP	1:30.526	16	46.864	1:25.678	98	42.728	1:25.639	98	44.058	1:25.509
16	37.038	1:26.692	16	43.266	1:30.031	16	45.035	1:25.917	195	1 LAP	1:31.140	25	1 LAP	1:29.693	16	51.359	1:27.399
48	1 LAP	1:31.361	48	1 LAP	1:32.150	35	1 LAP	1:30.873	35	1 LAP	1:30.878	16	48.139	1:25.864	84	1 LAP	1:28.741
888	49.775	1:26.778	888	52.965	1:26.993	888	55.677	1:26.860	888	58.653	1:26.825	84	1 LAP	1:29.145	25	1 LAP	1:31.955
5	2 LAPS	1:26.330	5	2 LAPS	1:26.843	5	2 LAPS	1:26.836	5	2 LAPS	1:25.847	195	1 LAP	1:30.379	195	1 LAP	1:30.126
42	1:03.023	1:27.268	42	1:06.197	1:26.977	48	1 LAP	1:32.897	48	1 LAP	1:32.473	35	1 LAP	1:30.962	888	1:02.827	1:26.765
100	2 LAPS	1:31.270	100	2 LAPS	1:30.645	42	1:08.785	1:26.736	42	1:11.330	1:26.394	888	1:00.241	1:26.177	5	2 LAPS	1:26.525
91	1:15.610	1:27.457	91	1:18.552	1:26.745	91	1:21.305	1:26.901				5	2 LAPS	1:25.650	35	1 LAP	1:31.213
87	1:16.236	1:27.096	87	1:19.412	1:26.979	100	2 LAPS	1:32.273				42	1:13.484	1:26.743	42	1:15.792	1:26.487
21	1:20.035	1:27.650	15	1:23.376	1:27.037	87	1:22.011	1:26.747				48	1 LAP	1:31.807	48	1 LAP	1:31.488
15	1:20.142	1:26.638															

Session Start: 11:09:48 - Finish: 11:50:26

Weather/Track Conditions: Cloud / Dry

Circuit: Donington Park National

Track Length: 3.185 Km - 1.9791 miles

Donington Historic Festival - 28 - 30 Apr 2017

U2TC Trophy for pre-66 under 2-litre Touring Cars

Race 4 - Lap Chart

Lap 25			Lap 26			Lap 27			Lap 28		
NO	Behind	Laptime	NO	Behind	Laptime	NO	Behind	Laptime	NO	Behind	Laptime
89		1:24.238	89		1:24.375	89		1:24.118	89		1:24.791
91	1 LAP	1:26.411	48	2 LAPS	1:32.273	91	1 LAP	1:27.322	91	1 LAP	1:26.630
87	1 LAP	1:26.664	91	1 LAP	1:27.325	87	1 LAP	1:27.569	87	1 LAP	1:26.876
15	1 LAP	1:27.312	87	1 LAP	1:27.118	48	2 LAPS	1:32.225	48	2 LAPS	1:31.746
21	1 LAP	1:27.850	15	1 LAP	1:27.408	15	1 LAP	1:27.085	15	1 LAP	1:29.242
100	3 LAPS	1:30.954	21	1 LAP	1:27.370	21	1 LAP	1:27.355	7	23.917	1:24.930
7	22.499	1:24.844	7	23.116	1:24.992	7	23.778	1:24.780	21	1 LAP	1:28.152
66	1 LAP	1:28.567	100	3 LAPS	1:31.211	13	28.299	1:24.622	51	29.925	1:26.057
13	27.545	1:25.812	13	27.795	1:24.625	51	28.659	1:24.277	13	29.947	1:26.439
51	27.701	1:25.829	51	28.500	1:25.174	66	1 LAP	1:27.663	66	1 LAP	1:28.106
54	1 LAP	1:27.151	66	1 LAP	1:27.381	100	3 LAPS	1:32.672	100	3 LAPS	1:31.279
104	1 LAP	1:27.775	54	1 LAP	1:27.475	161	48.104	1:26.699	161	49.261	1:25.948
161	43.255	1:25.885	161	45.523	1:26.643	54	1 LAP	1:28.407	98	50.361	1:26.006
68	1 LAP	1:28.466	104	1 LAP	1:28.102	98	49.146	1:25.980	54	1 LAP	1:27.989
98	45.411	1:25.591	98	47.284	1:26.248	104	1 LAP	1:28.143	104	1 LAP	1:27.471
16	54.022	1:26.901	68	1 LAP	1:30.817	68	1 LAP	1:27.998	68	1 LAP	1:28.794
84	1 LAP	1:28.181	16	58.369	1:28.722	16	1:01.763	1:27.512	16	1:06.402	1:29.430
25	1 LAP	1:29.787	84	1 LAP	1:29.456	84	1 LAP	1:29.760	5	2 LAPS	1:26.305
195	1 LAP	1:30.523	25	1 LAP	1:29.982	5	2 LAPS	1:27.377	888	1:12.606	1:26.606
888	1:05.049	1:26.460	5	2 LAPS	1:25.870	888	1:10.791	1:26.964	25	1 LAP	1:30.141
5	2 LAPS	1:25.684	888	1:07.945	1:27.271	25	1 LAP	1:30.930	195	1 LAP	1:31.773
35	1 LAP	1:30.738	195	1 LAP	1:31.473	195	1 LAP	1:30.749	84	1 LAP	1:55.346
42	1:17.815	1:26.261	35	1 LAP	1:30.125	35	1 LAP	1:30.128	35	1 LAP	1:48.822
			42	1:19.766	1:26.326						

Session Start: 11:09:48 - Finish: 11:50:26
Weather/Track Conditions: Cloud / Dry
Circuit: Donington Park National
Track Length: 3.185 Km - 1.9791 miles

Donington Historic Festival - 28 - 30 Apr 2017

U2TC Trophy for pre-66 under 2-litre Touring Cars

Race 14 - Starting Grid - AMENDED

Sheet No:

Start Time : 13:40 - Heat Duration : 40 Minutes

16	31	52 Brown-Dutton	32	170 Marcus Jewell
15	29	142 John Spiers	30	81 Goff-Goff
14	27	79 Mark Jones	28	43 Chris Middlehurst
13	25	155 Raymond Low	26	20 Hunt-Hunt
12	23	5 Pearson-Monteverde	24	100 Shaw-Hyett
11	21	42 Curley-Kelly	22	48 Stretton-James
10	19	84 Steve Jones	20	35 Ekorness-Ekorness
9	17	25 Sime-Sime	18	195 Mann-Smail
8	15	104 Oliver Bryant	16	68 Daniel Mursall
7	13	66 Viggo Lund	14	54 Halusa-Halusa
6	11	15 Baldwin-Churchill	12	21 Steve Maxted
5	9	91 Martin Strommen	10	87 Swift-Lewis
4	7	16 David Tomlin	8	888 Endaf Owens
3	5	167 Letts-Letts	6	98 Graham Pattle
2	3	51 Perfetti-Rovelli	4	13 Andy Wolfe
1	1	89 Banks-Banks	2	7 Steve Soper
ROW	<div style="display: flex; justify-content: center; align-items: center;"> <div style="margin-right: 10px;">Pole Right</div> </div>			

CAR 116 WITHDRAWN. CAR 142 Race 3 (Sat 29/4) - C1.1.5 refers - Causing another competitor to lose control / Responsible for causing an incident.

*Circuit: Donington Park National
Track Length: 3.185 Km - 1.9791 miles*

These results are provisional until the conclusion of any judicial and technical matters.		
Clerk of the Course:	Timekeeper:	Issued at:
Julian Floyd	Nick Palmer	

Donington Historic Festival - 28 - 30 Apr 2017

HSCC Historic Formula 2 FIA International Race Series

Race 5 - Classification

Sheet No:

POS	NO	DRIVER/S	CLASS	CLASS POS	CAR MAKE / MODEL	TIME	LAPS	GAP	DIFF	MPH	BEST	ON
1	9	Frazer Gibney	C	1	March 782	25:29.011	22	-- 22 laps		102.5	1:07.832	2
2	1	Robert Simac	A	1	March 712M	25:43.800	22	14.789	14.789	101.5	1:08.395	16
3	39	Martin Bullock	A	2	Chevron B17C	25:50.951	22	21.940	7.151	101.0	1:08.879	13
4	17	Mike Bletsoe-Brown	C	2	Chevron B27	26:19.618	22	50.607	28.667	99.23	1:09.973	17
5	22	Alain Lagache	A	3	March 712M	26:37.739	22	1:08.728	18.121	98.10	1:10.450	21
6	3	Luciano Arnold	A	4	Brabham BT36	26:39.322	22	1:10.311	1.583	98.00	1:10.505	22
7	50	Paul Bason	A	5	March 712	25:30.626	21	-- 21 laps	1.809	97.75	1:10.661	20
8	7	Peter Alexander	B	1	Chevron B29	25:35.819	21	5.193	5.193	97.42	1:11.324	16
9	33	Matthew Wrigley	B	2	Ralt RT1	25:36.607	21	5.981	0.788	97.36	1:11.352	21
10	32	Steve Seaman	C	3	Ralt RT1	26:12.221	21	41.595	35.614	95.16	1:12.515	5
11	8	Klaus Bergs	A	6	Brabham BT36	26:28.598	21	57.972	16.377	94.18	1:13.478	21
12	10	Richard Ellingworth	C	4	March 782	26:25.505	20	-- 20 laps	1:10.385	89.87	1:09.792	9
13	122	Mark Dwyer	C	5	March 742	21:23.488	19	-- 19 laps		105.4	1:06.266	4
14	37	Lincoln Small	A	7	Brabham BT30	25:52.409	19	4:28.921	4:28.921	87.20	1:17.251	18
15	46	Olivier Huez	B	3	March 722	26:52.591	19	5:29.103	1:00.182	83.94	1:21.152	13
16	15	Mike Wrigley	B	4	March 79B	25:30.797	18	-- 18 laps	2.654	83.77	1:08.126	18
17	77	Richard Evans	C	6	March 742	18:01.863	16	-- 16 laps		105.3	1:04.940	12
18	71	Chris Willie	C	7	Chevron B29	18:16.095	15	-- 15 laps	1:29.658	97.50	1:11.131	10
19	30	Dan Daly	C	8	Ralt RT1	18:20.045	15	3.950	3.950	97.15	1:09.322	10
20	12	Stephen Weller	D	1	Elfin 600B	12:35.571	9	-- 9 laps --	1:54.295	84.86	1:21.340	4
21	18	Gwyn Pollard	B	5	Chevron B29	11:39.195	8	-- 8 laps --	26.919	81.52	1:15.424	2
22	36	Jeremy Wheatley	C	9	Surtees TS15	8:23.567	7	-- 7 laps --		99.03	1:09.373	5
23	48	Daniel Gibson	C	10	Chevron B42	9:32.566	6	-- 6 laps --	2:20.452	74.66	1:06.277	4
24	35	Julian Maynard	C	11	March 742	13:05.613	5	-- 5 laps --	7:25.814	45.34	1:32.407	1
25	4	Graham Adelman	D	2	Ferrari 166 Dino	5:32.720	4	-- 4 laps --		85.65	1:18.702	3

----- FASTEST LAP SUMMARY -----

NO	DRIVER/S	CLASS	CAR MAKE / MODEL	FASTEST LAP	ON	MPH
77	Richard Evans	C	March 742	1:04.940	12	109.71
15	Mike Wrigley	B	March 79B	1:08.126	18	104.58
1	Robert Simac	A	March 712M	1:08.395	16	104.17
4	Graham Adelman	D	Ferrari 166 Dino	1:18.702	3	90.53

Car 35 - transponder working intermittently, please check position.

CAR 55 - WITHDRAWN

Session Start: 12:12:23 - Finish: 12:37:52

Weather/Track Conditions: Cloud / Dry

Circuit: Donington Park National

Track Length: 3.185 Km - 1.9791 miles

These results are provisional until the conclusion of any judicial and technical matters.

Clerk of the Course: <p style="text-align: right;">Julian Floyd</p>	Timekeeper: <p style="text-align: right;">Nick Palmer</p>	Issued at:
--	--	------------



Printed : 29-04-2017 - 12:39

Donington Historic Festival - 28 - 30 Apr 2017

HSCC Historic Formula 2 FIA International Race Series

Race 5 - Sector Analysis

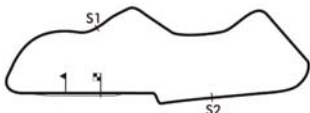
1 Robert Simac (A)										March 712M									
lap	Sect-1	Speed	Sect-2	Speed	Sect-3	Speed	TopSpeed	laptime	pit	lap	Sect-1	Speed	Sect-2	Speed	Sect-3	Speed	Topspeed	laptime	pit
1		102.9	39.643	133.6	12.893	121.3		1:20.275		12	19.888	126.9	36.908	134.1	12.333				1:09.129
2	20.294	122.3	37.768	133.9	12.748	120.2		1:10.810		13	19.360	128.1	37.052	134.1	12.596				1:09.008
3	20.212	120.1	37.118	134.9	12.616			1:09.946		14	19.872	114.5	37.098	134.9	12.272				1:09.242
4	19.961	118.5	37.126	135.2	12.647			1:09.734		15	19.739	112.8	36.926	134.7	12.310				1:08.975
5	19.854	122.1	36.817	134.9	12.409	121.8		1:09.080		16	19.691	126.2	36.475	134.9	12.229				1:08.395
6	20.205	118.9	37.453	135.2	12.685			1:10.343		17	20.230	118.3	37.366	134.7	12.495				1:10.091
7	20.309	102.6	39.376	137.7	12.913	119.6		1:12.598		18	20.487	119.7	37.173	133.9	12.451				1:10.111
8	19.836	123.4	36.979	134.9	12.470			1:09.285		19	19.663	124.8	37.319	134.1	12.527				1:09.509
9	20.119	118.9	36.827	134.9	12.731	121.3		1:09.677		20	19.731	117.4	37.299	133.6	12.730				1:09.760
10	19.972	122.5	36.775	134.7	12.525			1:09.272		21	19.702	129.0	36.858	134.9	12.448				1:09.008
11	19.821	126.2	37.892	134.4	12.852			1:10.565		22	19.861	123.6	36.764	134.9	12.362	121.8			1:08.987

3 Luciano Arnold (A)										Brabham BT36									
lap	Sect-1	Speed	Sect-2	Speed	Sect-3	Speed	TopSpeed	laptime	pit	lap	Sect-1	Speed	Sect-2	Speed	Sect-3	Speed	Topspeed	laptime	pit
1		105.1	41.116	128.7	13.947	115.5		1:22.573		12	20.954	126.9	38.029	130.7	13.606	116.7			1:12.589
2	20.962	119.9	38.670	130.7	13.463	114.9		1:13.095		13	20.506	122.1	38.315	131.5	12.951	120.0			1:11.772
3	20.869	119.5	38.621	129.5	12.985	118.8		1:12.475		14	20.933	117.7	39.115	131.3	12.869	119.6			1:12.917
4	20.258	126.2	38.059	129.2	12.912			1:11.229		15	20.421	125.0	38.291	132.0	13.943				1:12.655
5	20.564	119.7	37.995	130.2	12.748	118.3		1:11.307		16	20.663	121.0	38.076	131.5	12.926				1:11.665
6	20.597	127.6	38.565	130.0	13.412	116.5		1:12.574		17	22.468	108.6	38.846	131.0	12.922	119.8			1:14.236
7	20.577	119.1	38.444	130.2	12.807			1:11.828		18	21.009	122.7	39.244	131.8	13.175				1:13.428
8	20.463	123.4	39.710	131.8	13.903			1:14.076		19	20.650	124.1	38.210	131.5	12.699	120.5			1:11.559
9	21.249	125.5	39.494	131.0	12.961			1:13.704		20	20.194	125.2	37.698	132.0	12.789				1:10.681
10	20.505	123.6	38.278	131.5	13.201			1:11.984		21	20.181	129.3	37.510	133.1	12.892	118.1			1:10.583
11	20.860	124.3	38.051	131.0	12.976			1:11.887		22	20.373	126.2	37.508	132.3	12.624				1:10.505

4 Graham Adelman (D)										Ferrari 166 Dino									
lap	Sect-1	Speed	Sect-2	Speed	Sect-3	Speed	TopSpeed	laptime	pit	lap	Sect-1	Speed	Sect-2	Speed	Sect-3	Speed	Topspeed	laptime	pit
1		90.8	46.477	127.5	14.456	116.7		1:35.301		3	22.377	98.1	41.923	133.6	14.402				1:18.702
2	22.679	106.6	42.173	129.5	14.286			1:19.138		4	22.943	93.7	42.090	132.5	14.546	111.7			1:19.579

7 Peter Alexander (B)										Chevron B29									
lap	Sect-1	Speed	Sect-2	Speed	Sect-3	Speed	TopSpeed	laptime	pit	lap	Sect-1	Speed	Sect-2	Speed	Sect-3	Speed	Topspeed	laptime	pit
1		96.7	42.565	125.4	13.670	113.4		1:26.107		12	20.788	117.4	38.372	127.0	13.031				1:12.191
2	21.409	107.9	39.318	125.4	13.443	114.1		1:14.170		13	21.058	114.9	38.473	125.4	13.145	113.7			1:12.676
3	21.367	109.2	39.274	125.6	13.483	113.9		1:14.124		14	20.741	118.3	37.870	126.3	12.911				1:11.522
4	21.219	113.0	38.663	125.2	13.364	113.9		1:13.246		15	20.870	115.8	37.929	127.8	13.009				1:11.808
5	21.038	111.5	38.660	125.6	13.167	114.9		1:12.865		16	20.729	115.7	37.684	127.5	12.911				1:11.324
6	21.045	112.0	38.649	125.2	13.237	114.9		1:12.931		17	20.885	116.2	38.272	127.0	12.947	115.3			1:12.104
7	21.083	115.8	38.564	126.3	13.226			1:12.873		18	20.777	118.1	37.686	127.0	13.022				1:11.485
8	21.328	105.8	38.497	127.0	13.061			1:12.886		19	20.669	119.1	38.456	127.0	13.169				1:12.294
9	20.844	113.0	39.167	128.5	13.143			1:13.154		20	20.756	114.3	38.283	128.0	13.055	115.3			1:12.094
10	21.118	112.2	38.523	127.5	12.976	115.5		1:12.617		21	20.635	118.9	37.808	126.6	12.971				1:11.414
11	20.766	115.3	38.179	126.6	12.989	115.3		1:11.934		22									

8 Klaus Bergs (A)										Brabham BT36									
lap	Sect-1	Speed	Sect-2	Speed	Sect-3	Speed	TopSpeed	laptime	pit	lap	Sect-1	Speed	Sect-2	Speed	Sect-3	Speed	Topspeed	laptime	pit
1		91.2	43.035	126.8	13.820			1:27.283		12	22.136	105.8	39.599	127.8	13.063				1:14.798
2	21.279	113.3	40.694	126.6	13.597	114.5		1:15.570		13	20.992	113.3	40.097	126.8	13.274	113.5			1:14.363
3	21.349	116.2	41.306	127.0	13.379			1:16.034		14	21.315	107.1	41.162	128.7	13.300				1:15.777
4	21.192	108.1	40.255	127.0	13.407	113.4		1:14.854		15	21.991	107.6	40.110	128.7	13.212				1:15.313
5	21.294	104.8	39.824	126.6	13.492			1:14.610		16	22.284	106.3	40.042	128.0	13.792				1:16.118
6	21.214	112.6	40.393	125.9	13.477	113.0		1:15.084		17	22.566	111.1	39.700	128.5	13.957	113.9			1:16.223
7	21.175	106.9	39.693	128.5	13.424	114.9		1:14.292		18	21.634	111.7	40.351	128.0	14.153	114.3			1:16.138
8	21.467	107.8	40.113	127.3	13.225	115.3		1:14.805		19	21.283	112.6	40.259	127.0	13.286				1:14.828
9	20.702	114.3	39.713	127.8	14.547	109.7		1:14.962		20	20.831	112.2	39.525	129.5	13.147	115.3			1:13.503
10	21.854	110.8	39.322	128.5	13.266	115.9		1:14.442		21	20.540	113.0	39.608	129.5	13.330	115.5			1:13.478
11	20.807	111.1	41.050	122.6	14.266	115.7		1:16.123		22									



Session Start: 12:12:23 - Finish: 12:37:52

Weather/Track Conditions: Cloud / Dry

Circuit: Donington Park National

Track Length: 3.185 Km - 1.9791 miles

Donington Historic Festival - 28 - 30 Apr 2017

HSCC Historic Formula 2 FIA International Race Series

Race 5 - Sector Analysis

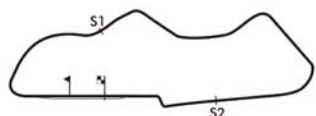
9 Frazer Gibney (C)										March 782									
lap	Sect-1	Speed	Sect-2	Speed	Sect-3	Speed	TopSpeed	laptime	pit	lap	Sect-1	Speed	Sect-2	Speed	Sect-3	Speed	Topspeed	laptime	pit
1		123.9	37.053	134.7	12.321			1:14.449		12	19.841	130.5	38.887	130.2	13.759			1:12.487	
2	19.857	134.1	35.702	136.0	12.273	122.2		1:07.832		13	19.725	128.5	37.679	134.1	12.547			1:09.951	
3	19.673	132.6	36.561	135.2	12.355	122.6		1:08.589		14	19.642	132.3	36.976	135.5	12.263			1:08.881	
4	19.604	134.1	36.389	136.3	12.387			1:08.380		15	20.516	129.0	36.352	136.6	12.446	122.6		1:09.314	
5	19.747	136.0	37.002	135.5	12.187	122.2		1:08.936		16	19.558	136.6	36.399	136.9	12.480			1:08.437	
6	19.909	118.7	38.171	105.5	13.325	117.9		1:11.405		17	19.872	131.3	36.753	135.7	12.384			1:09.009	
7	19.967	129.8	35.655	136.6	12.863			1:08.485		18	20.282	128.3	36.499	137.1	12.101	122.6		1:08.882	
8	19.772	129.3	35.829	136.6	12.809	123.3		1:08.410		19	19.649	131.0	36.552	136.6	12.658			1:08.859	
9	20.506	128.5	36.364	138.0	12.950	118.3		1:09.820		20	20.725	127.8	38.098	136.9	12.355			1:11.178	
10	19.557	132.3	36.511	134.1	12.435	123.3		1:08.503		21	19.861	129.0	36.139	136.0	12.269			1:08.269	
11	19.660	130.0	36.924	137.7	13.119			1:09.703		22	19.750	131.5	36.847	136.0	12.635			1:09.232	

10 Richard Ellingworth (C)										March 782									
lap	Sect-1	Speed	Sect-2	Speed	Sect-3	Speed	TopSpeed	laptime	pit	lap	Sect-1	Speed	Sect-2	Speed	Sect-3	Speed	Topspeed	laptime	pit
1		88.0	51.592	128.0	14.177	119.2		1:36.019		11	20.309	122.3	37.116	137.4	12.590	121.8		1:10.015	
2	23.142	104.1	46.317	97.6	15.586	119.0		1:25.045		12	22.847	104.3	45.624	127.8	13.321	114.1		1:21.792	
3	22.047	122.3	44.128	131.0	13.411	118.5		1:19.586		13	21.315	122.7	39.162	128.5	13.406	114.1		1:13.883	
4	20.313	124.1	37.430	137.4	12.827	120.7		1:10.570		14	21.748	96.6	44.238	119.8	14.501	110.4		1:20.487	
5	24.076	98.7	44.487	132.3	13.046			1:21.609		15	21.765	120.6	38.748	129.5	13.372	114.1		1:13.885	
6	21.174	125.5	38.836	134.7	12.945			1:12.955		16	29.162	66.0	47.588	127.8	12.629			1:29.379	
7	20.057	129.5	37.119	136.0	13.328			1:10.504		17	21.790	77.6	43.155	124.0	14.153	105.2		1:19.098	
8	19.929	128.1	36.899	136.6	13.740	120.2		1:10.568		18	22.421	100.4	41.479	130.2	13.099	115.7		1:16.999	
9	19.846	129.8	36.847	137.4	13.099			1:09.792		19	28.674	70.0	45.524	108.4	15.239			1:29.437	
10	24.078	88.3	49.045	129.7	13.431			1:26.554		20	26.110	76.6	46.488	117.1	14.730	100.0		1:27.328	

12 Stephen Weller (D)										Elfin 600B									
lap	Sect-1	Speed	Sect-2	Speed	Sect-3	Speed	TopSpeed	laptime	pit	lap	Sect-1	Speed	Sect-2	Speed	Sect-3	Speed	Topspeed	laptime	pit
1		93.5	47.191	118.3	15.263			1:36.376		6	23.210	100.7	44.037	118.8	14.764	99.3		1:22.011	
2	24.004	95.6	44.768	117.7	15.002			1:23.774		7	23.166	102.6	44.350	115.5	14.304	107.2		1:21.820	
3	24.144	96.5	44.447	118.5	14.486	107.2		1:23.077		8	23.811	98.7	43.681	119.2	14.436	104.7		1:21.928	
4	22.961	103.3	44.028	119.0	14.351	105.7		1:21.340		9	24.177	97.4	43.712	118.5	15.406	105.5		1:23.295	
5	23.227	99.7	44.025	119.2	14.698	105.4		1:21.950		10									

15 Mike Wrigley (B)										March 79B									
lap	Sect-1	Speed	Sect-2	Speed	Sect-3	Speed	TopSpeed	laptime	pit	lap	Sect-1	Speed	Sect-2	Speed	Sect-3	Speed	Topspeed	laptime	pit
1	Out	104.8	40.754	117.5	13.692	110.4		2:11.213		10	19.686	132.6	37.006	130.0	12.264			1:08.956	
2	21.345	122.1	38.855	118.3				1:25.226		11	20.240	129.8	36.855	130.5	12.222	118.5		1:09.317	
3	Out	118.5	39.318	120.0	13.258	112.0		4:26.888 P		12	19.686	133.3	36.428	130.2	12.342	118.1		1:08.456	
4	20.765	124.8	37.405	126.6	12.500			1:10.670		13	21.911	132.8	36.254	130.2	12.239			1:10.404	
5	20.376	130.3	37.284	128.7	12.541	116.3		1:10.201		14	20.134	132.3	36.334	129.2	12.301			1:08.769	
6	20.057	130.5	37.021	128.0	12.444			1:09.522		15	20.006	129.8	36.771	128.0	12.280	117.1		1:09.057	
7	20.057	130.0	37.580	129.5	13.325	112.6		1:10.962		16	19.932	131.3	38.333	130.7	12.405			1:10.670	
8	20.143	130.0	38.718	124.0	14.138			1:12.999		17	20.143	116.4	37.068	129.5	12.386	117.3		1:09.597	
9	20.296	132.6	36.929	128.7	12.539	118.5		1:09.764		18	19.812	132.8	35.914	131.0	12.400			1:08.126	

17 Mike Bletsoe-Brown (C)										Chevron B27									
lap	Sect-1	Speed	Sect-2	Speed	Sect-3	Speed	TopSpeed	laptime	pit	lap	Sect-1	Speed	Sect-2	Speed	Sect-3	Speed	Topspeed	laptime	pit
1		103.5	39.945	133.9	12.981	122.9		1:21.518		12	20.415	120.6	38.056	135.2	13.497			1:11.968	
2	20.346	112.6	37.941	136.0	12.984	119.2		1:11.271		13	21.010	109.9	37.903	129.2	12.897	119.2		1:11.810	
3	20.737	123.4	37.636	135.5	13.052			1:11.425		14	20.237	122.3	37.848	133.1	13.126			1:11.211	
4	20.227	126.4	38.386	135.5	12.821			1:11.434		15	19.671	114.3	37.943	134.4	12.808			1:10.422	
5	20.318	117.7	38.104	135.5	12.931			1:11.353		16	19.932	123.0	38.011	134.7	12.625	117.7		1:10.568	
6	20.098	123.6	38.640	131.8	13.868			1:12.606		17	20.157	125.0	37.127	134.4	12.689	118.5		1:09.973	
7	20.389	125.2	37.959	134.9	13.187			1:11.535		18	20.394	115.7	38.063	132.3	12.767	119.8		1:11.224	
8	20.852	108.8	39.835	133.6	12.739	119.0		1:13.426		19	19.878	124.8	37.528	128.3	13.049	120.0		1:10.455	
9	20.457	117.9	39.515	133.9	12.732			1:12.704		20	20.222	128.3	37.630	128.7	13.336			1:11.188	
10	19.897	118.9	37.781	133.9	13.073			1:10.751		21	20.154	122.3	37.999	132.5	13.065	118.1		1:11.218	
11	19.934	126.4	37.363	133.1	12.994			1:10.291		22	20.221	123.9	38.038	131.8	13.008	117.1		1:11.267	



Session Start: 12:12:23 - Finish: 12:37:52

Weather/Track Conditions: Cloud / Dry

Circuit: Donington Park National

Track Length: 3.185 Km - 1.9791 miles

Donington Historic Festival - 28 - 30 Apr 2017

HSCC Historic Formula 2 FIA International Race Series

Race 5 - Sector Analysis

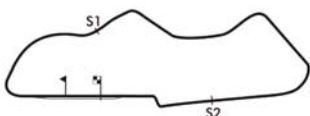
18 Gwyn Pollard (B)									Chevron B29										
lap	Sect-1	Speed	Sect-2	Speed	Sect-3	Speed	TopSpeed	laptime	pit	lap	Sect-1	Speed	Sect-2	Speed	Sect-3	Speed	Topspeed	laptime	pit
1		101.0	44.276	130.5	13.723	114.3		1:29.781		5	21.986	114.7	50.923	122.9	13.866	113.9		1:26.775	
2	21.950	109.0	39.712	131.0	13.762	115.1		1:15.424		6	24.204	99.0	41.796	112.4	14.257	106.0		1:20.257	
3	22.473	89.2	41.322	130.0	13.483	115.7		1:17.278		7	24.198	107.6	45.243	113.9	14.430			1:23.871	
4	21.449	114.5	40.623	130.2	13.644			1:15.716		8	29.733	74.2	1:12.790	67.3	In			2:10.093	P

22 Alain Lagache (A)									March 712M										
lap	Sect-1	Speed	Sect-2	Speed	Sect-3	Speed	TopSpeed	laptime	pit	lap	Sect-1	Speed	Sect-2	Speed	Sect-3	Speed	Topspeed	laptime	pit
1		110.0	42.151	125.9	12.883	115.3		1:23.911		12	20.252	133.9	38.639	127.8	12.776			1:11.667	
2	20.711	124.1	38.309	128.7	13.054	114.7		1:12.074		13	20.537	127.3	39.152	127.8	12.869			1:12.558	
3	20.984	123.2	39.116	127.8	12.823	117.1		1:12.923		14	22.061	115.8	38.816	126.8	12.643	114.5		1:13.520	
4	20.749	126.4	38.305	128.5	12.499	117.3		1:11.553		15	20.347	134.4	38.201	127.8	12.778			1:11.326	
5	20.285	133.3	38.038	129.0	12.825	116.3		1:11.148		16	20.478	128.5	37.847	127.3	12.802			1:11.127	
6	20.411	130.5	37.954	129.0	12.780	114.9		1:11.145		17	26.164	114.9	37.560	127.5	12.799			1:16.523	
7	20.258	130.8	38.143	127.8	12.768			1:11.169		18	20.761	132.8	39.044	125.9	12.688			1:12.493	
8	20.645	121.7	40.287	128.3	12.701	115.9		1:13.633		19	20.519	132.0	37.654	127.8	12.859			1:11.032	
9	21.489	121.7	38.328	128.3	12.806			1:12.623		20	20.622	133.1	37.915	127.0	13.064			1:11.601	
10	20.839	129.3	38.499	128.3	12.992			1:12.330		21	20.048	134.7	37.664	128.5	12.738			1:10.450	
11	20.481	132.0	38.034	129.7	12.856			1:11.371		22	20.518	129.8	38.332	127.8	12.712	109.1		1:11.562	

30 Dan Daly (C)									Ralt RT1										
lap	Sect-1	Speed	Sect-2	Speed	Sect-3	Speed	TopSpeed	laptime	pit	lap	Sect-1	Speed	Sect-2	Speed	Sect-3	Speed	Topspeed	laptime	pit
1		109.2	38.358	132.8	13.044	118.1		1:18.018		9	20.242	125.5	36.798	132.3	12.706			1:09.746	
2	19.937	132.8	37.054	133.1	12.841			1:09.832		10	20.033	125.9	36.624	131.3	12.665	121.8		1:09.322	
3	20.092	126.4	37.845	130.5	12.830	120.2		1:10.767		11	19.726	127.6	38.164	130.5	13.286			1:11.176	
4	19.787	130.0	37.211	130.2	12.917			1:09.915		12	20.592	130.0	37.124	133.1	12.503			1:10.219	
5	19.898	133.1	37.707	132.3	12.741	120.5		1:10.346		13	21.916	121.9	37.506	132.3	12.653			1:12.075	
6	20.220	129.3	37.527	131.8	12.671	120.9		1:10.418		14	19.911	130.0	37.936	129.0	13.026	104.1		1:10.873	
7	20.669	108.8	38.907	132.0	12.878			1:12.454		15	27.972	83.7	50.817	84.4	In			1:45.104	P
8	19.890	124.8	37.027	132.3	12.863	119.4		1:09.780		16									

32 Steve Seaman (C)									Ralt RT1										
lap	Sect-1	Speed	Sect-2	Speed	Sect-3	Speed	TopSpeed	laptime	pit	lap	Sect-1	Speed	Sect-2	Speed	Sect-3	Speed	Topspeed	laptime	pit
1		89.5	43.190	131.5	13.721			1:27.456		12	21.661	116.0	39.757	131.3	13.220	118.5		1:14.638	
2	21.333	115.8	39.931	131.3	13.115	118.8		1:14.379		13	20.853	121.0	39.324	131.3	13.310	118.3		1:13.487	
3	20.904	122.5	38.493	130.7	13.915	118.1		1:13.312		14	22.780	102.7	40.634	129.0	13.656	117.9		1:17.070	
4	20.783	116.0	38.796	131.3	13.792			1:13.371		15	20.879	123.0	38.608	131.8	13.114	118.5		1:12.601	
5	20.454	116.4	38.673	132.3	13.388			1:12.515		16	21.308	118.5	39.404	132.8	13.857			1:14.569	
6	21.206	119.7	40.243	131.0	13.101			1:14.550		17	23.462	99.7	42.194	128.5	13.408	116.3		1:19.064	
7	21.046	111.3	39.194	131.5	13.702			1:13.942		18	21.311	122.5	39.268	128.7	13.345	118.3		1:13.924	
8	20.828	115.7	38.873	126.1	13.397	117.3		1:13.098		19	21.140	120.4	38.909	130.2	13.183			1:13.232	
9	20.798	116.6	40.599	128.0	13.477			1:14.874		20	20.789	121.2	38.950	131.8	13.303	119.4		1:13.042	
10	21.039	118.9	41.648	126.8	14.183	115.3		1:16.870		21	20.945	121.9	39.501	132.5	13.024	120.7		1:13.470	
11	20.590	126.6	38.617	130.5	13.550	116.9		1:12.757		22									

33 Matthew Wrigley (B)									Ralt RT1										
lap	Sect-1	Speed	Sect-2	Speed	Sect-3	Speed	TopSpeed	laptime	pit	lap	Sect-1	Speed	Sect-2	Speed	Sect-3	Speed	Topspeed	laptime	pit
1		93.4	43.847	119.8	13.205			1:27.914		12	20.789	124.5	39.024	119.6	12.813			1:12.626	
2	21.246	118.9	40.811	118.5	13.168	111.1		1:15.225		13	20.791	125.5	38.089	122.6	13.014	112.0		1:11.894	
3	21.357	119.9	39.822	120.5	12.688	113.5		1:13.867		14	20.853	127.1	38.001	122.2	12.806	113.4		1:11.660	
4	20.647	126.9	38.266	121.1	12.944			1:11.857		15	20.886	124.5	38.064	122.0	12.749	112.8		1:11.699	
5	20.702	123.2	38.906	120.7	12.856	112.6		1:12.464		16	20.739	125.2	38.017	122.4	12.637	113.4		1:11.393	
6	21.131	121.4	38.962	121.5	12.724	112.8		1:12.817		17	20.873	125.7	38.537	122.4	12.808			1:12.218	
7	20.928	123.2	38.649	120.7	12.952			1:12.529		18	20.720	125.9	38.105	122.6	13.113	113.0		1:11.938	
8	21.185	113.1	38.667	122.6	13.086	112.8		1:12.938		19	20.853	127.3	38.945	121.5	12.860			1:12.658	
9	20.806	122.3	39.715	122.6	12.721	113.5		1:13.242		20	20.731	126.6	38.337	121.5	12.613	111.8		1:11.681	
10	20.939	123.0	39.108	121.8	12.810	110.4		1:12.857		21	20.733	126.6	37.987	120.2	12.632			1:11.352	
11	20.946	124.3	38.202	121.5	12.630	113.0		1:11.778		22									



Session Start: 12:12:23 - Finish: 12:37:52

Weather/Track Conditions: Cloud / Dry

Circuit: Donington Park National

Track Length: 3.185 Km - 1.9791 miles

Donington Historic Festival - 28 - 30 Apr 2017

HSCC Historic Formula 2 FIA International Race Series

Race 5 - Sector Analysis

35 Julian Maynard (C)										March 742										
lap	Sect-1	Speed	Sect-2	Speed	Sect-3	Speed	TopSpeed	laptime	pit	lap	Sect-1	Speed	Sect-2	Speed	Sect-3	Speed	Topspeed	laptime	pit	
1								1:32.407		4		82.4	51.574	104.9	16.040				4:27.268	P
2								1:46.042		5									1:40.213	
3			In		In			3:39.683	P	6										

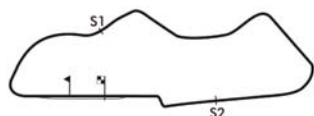
36 Jeremy Wheatley (C)										Surtees TS15										
lap	Sect-1	Speed	Sect-2	Speed	Sect-3	Speed	TopSpeed	laptime	pit	lap	Sect-1	Speed	Sect-2	Speed	Sect-3	Speed	Topspeed	laptime	pit	
1		109.2	39.814	129.7	13.218			1:20.059		5	20.208	123.0	36.639	132.3	12.526				1:09.373	
2	21.102	119.7	37.692	132.5	12.900			1:11.694		6	20.417	120.1	37.461	132.5	12.440				1:10.318	
3	20.794	120.8	37.345	132.8	12.605	120.7		1:10.744		7	19.940	126.2	38.778	133.3	12.735	117.9			1:11.453	
4	20.328	123.0	36.902	132.8	12.696	120.2		1:09.926		8										

37 Lincoln Small (A)										Brabham BT30										
lap	Sect-1	Speed	Sect-2	Speed	Sect-3	Speed	TopSpeed	laptime	pit	lap	Sect-1	Speed	Sect-2	Speed	Sect-3	Speed	Topspeed	laptime	pit	
1		97.6	47.127	123.1	14.822	110.4		1:35.372		11	23.426	104.9	42.335	126.3	14.267	111.7			1:20.028	
2	24.406	102.1	44.779	124.0	15.214	110.9		1:24.399		12	22.020	112.0	44.880	124.7	14.292	111.8			1:21.192	
3	22.986	115.1	44.417	125.6	14.868	111.7		1:22.271		13	23.365	106.6	42.294	126.1	15.078	101.9			1:20.737	
4	22.797	112.4	42.948	124.0	15.432			1:21.177		14	22.980	118.1	42.982	126.3	14.102	111.8			1:20.064	
5	22.812	110.6	45.030	117.3	14.899	111.1		1:22.741		15	22.391	115.7	41.848	126.3	14.270	111.8			1:18.509	
6	22.596	109.0	44.472	126.8	14.678	110.0		1:21.746		16	22.359	117.4	42.571	126.8	14.997	111.3			1:19.927	
7	23.068	100.0	43.939	126.8	15.288			1:22.295		17	22.060	116.4	42.933	128.5	14.157				1:19.150	
8	23.716	108.3	43.446	126.3	14.789			1:21.951		18	21.838	118.3	41.164	127.3	14.249				1:17.251	
9	23.842	99.7	44.179	125.4	15.835			1:23.856		19	22.333	111.7	41.503	127.0	14.416				1:18.252	
10	23.518	103.8	43.421	125.9	14.552	110.6		1:21.491		20										

39 Martin Bullock (A)										Chevron B17C										
lap	Sect-1	Speed	Sect-2	Speed	Sect-3	Speed	TopSpeed	laptime	pit	lap	Sect-1	Speed	Sect-2	Speed	Sect-3	Speed	Topspeed	laptime	pit	
1		118.1	38.303	132.0	12.981	120.9		1:17.169		12	20.617	123.9	37.250	134.9	12.413	122.2			1:10.280	
2	20.189	122.7	37.447	132.8	13.477			1:11.113		13	19.844	128.8	36.688	134.4	12.347	122.4			1:08.879	
3	20.316	124.1	37.842	132.8	13.039	121.5		1:11.197		14	19.637	126.4	37.477	135.2	12.306	122.2			1:09.420	
4	20.056	123.4	37.058	134.4	12.735			1:09.849		15	19.608	130.5	37.567	134.1	12.616	122.0			1:09.791	
5	20.072	129.3	37.137	134.4	12.609	121.1		1:09.818		16	19.760	128.8	37.035	134.7	12.314				1:09.109	
6	20.613	123.2	37.298	134.1	12.543	122.0		1:10.454		17	20.804	123.9	36.968	135.5	12.699	113.7			1:10.471	
7	20.653	106.3	39.530	134.4	13.574			1:13.757		18	23.228	102.9	38.035	132.8	12.649	120.5			1:13.912	
8	19.830	130.0	36.877	133.9	12.414	122.4		1:09.121		19	19.826	128.5	37.110	133.6	12.343				1:09.279	
9	20.395	120.6	37.048	133.9	12.366	124.0		1:09.809		20	19.703	133.1	37.020	134.7	12.394	122.0			1:09.117	
10	19.862	125.0	37.057	134.9	12.424	121.5		1:09.343		21	19.968	123.2	37.237	134.1	12.401				1:09.606	
11	19.824	127.1	37.643	132.8	12.914	121.1		1:10.381		22	19.664	127.6	36.752	136.6	12.660				1:09.076	

46 Olivier Huez (B)										March 722										
lap	Sect-1	Speed	Sect-2	Speed	Sect-3	Speed	TopSpeed	laptime	pit	lap	Sect-1	Speed	Sect-2	Speed	Sect-3	Speed	Topspeed	laptime	pit	
1		93.0	47.697	106.4	15.046			1:38.057		11	23.417	101.0	43.776	108.8	14.386				1:21.579	
2	25.040	98.0	45.791	106.7	15.368	101.4		1:26.199		12	23.642	104.0	43.839	109.1	14.580				1:22.061	
3	24.399	98.1	45.693	106.7	15.781	101.3		1:25.873		13	23.609	97.3	43.180	110.4	14.363	103.7			1:21.152	
4	24.480	101.3	46.240	107.7	15.392	102.2		1:26.112		14	25.739	105.3	44.972	109.3	14.667				1:25.378	
5	25.060	97.4	45.260	105.7	16.024			1:26.344		15	24.244	102.6	44.014	110.9	14.442	103.0			1:22.700	
6	24.615	97.3	48.150	103.9	16.013			1:28.778		16	23.744	105.3	44.223	109.3	14.538	104.1			1:22.505	
7	23.886	103.5	44.711	108.6	15.349	102.5		1:23.946		17	23.888	102.9	44.345	105.2	14.962				1:23.195	
8	23.645	103.8	44.039	111.1	14.911			1:22.595		18	23.130	111.1	43.885	108.4	14.343	105.4			1:21.358	
9	23.787	97.3	48.282	107.6	15.145	106.2		1:27.214		19	23.548	104.8	44.514	103.3	16.386	91.4			1:24.448	
10	23.415	104.5	45.062	109.7	14.620	106.2		1:23.097		20										

48 Daniel Gibson (C)										Chevron B42										
lap	Sect-1	Speed	Sect-2	Speed	Sect-3	Speed	TopSpeed	laptime	pit	lap	Sect-1	Speed	Sect-2	Speed	Sect-3	Speed	Topspeed	laptime	pit	
1				134.7	12.397	122.2		1:12.563		4	19.079	141.4	35.032	136.0	12.166	122.6			1:06.277	
2	19.403	139.6	35.506	134.1	12.266	123.8		1:07.175		5	19.701	139.9	35.485	134.7	11.896	124.7			1:07.082	
3	19.464	140.5	35.143	135.2	12.095			1:06.702		6	19.412	139.9	49.415	36.1	In				3:52.767	P



Session Start: 12:12:23 - Finish: 12:37:52
Weather/Track Conditions: Cloud / Dry
Circuit: Donington Park National
Track Length: 3.185 Km - 1.9791 miles

Donington Historic Festival - 28 - 30 Apr 2017

HSCC Historic Formula 2 FIA International Race Series

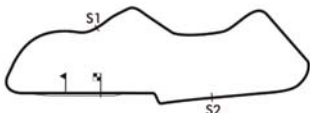
Race 5 - Sector Analysis

50 Paul Bason (A)										March 712									
lap	Sect-1	Speed	Sect-2	Speed	Sect-3	Speed	TopSpeed	laptime	pit	lap	Sect-1	Speed	Sect-2	Speed	Sect-3	Speed	Topspeed	laptime	pit
1		99.3	41.862	128.0	13.390	117.5		1:24.805		12	20.994	117.7	38.632	130.7	12.917			1:12.543	
2	21.240	117.9	38.495	129.0	14.291	115.9		1:14.026		13	20.594	127.8	38.137	131.5	13.391			1:12.122	
3	20.980	122.1	38.245	128.5	13.159	115.9		1:12.384		14	21.760	104.5	38.797	131.5	13.019			1:13.576	
4	20.813	123.6	37.685	130.2	13.078			1:11.576		15	20.617	127.3	37.343	130.7	13.441			1:11.401	
5	20.926	122.5	37.970	129.2	12.931			1:11.827		16	20.837	124.3	37.787	131.8	13.585	114.3		1:12.209	
6	20.796	126.9	37.720	130.2	12.981	116.7		1:11.497		17	22.596	105.3	38.107	131.3	13.492	114.5		1:14.195	
7	21.397	99.1	38.383	129.7	13.094	115.9		1:12.874		18	21.011	126.2	38.761	131.3	13.601			1:13.373	
8	20.768	123.2	37.659	131.8	13.313			1:11.740		19	20.803	126.6	37.646	131.3	13.395	115.3		1:11.844	
9	21.345	122.3	38.258	131.5	13.349			1:12.952		20	20.443	127.1	37.301	130.2	12.917	115.9		1:10.661	
10	20.638	118.3	37.851	131.3	13.464	114.5		1:11.953		21	21.006	125.9	37.251	131.0	13.016	116.9		1:11.273	
11	20.984	119.7	37.724	131.0	13.087	115.7		1:11.795		22									

71 Chris Willie (C)										Chevron B29									
lap	Sect-1	Speed	Sect-2	Speed	Sect-3	Speed	TopSpeed	laptime	pit	lap	Sect-1	Speed	Sect-2	Speed	Sect-3	Speed	Topspeed	laptime	pit
1		91.0	41.640	133.1	13.063			1:25.346		9	20.786	116.0	38.239	133.3	12.767			1:11.792	
2	20.937	115.5	38.503	133.9	13.485			1:12.925		10	20.132	118.1	37.814	133.6	13.185	119.0		1:11.131	
3	20.359	122.7	38.004	134.4	13.209	118.8		1:11.572		11	20.424	117.7	38.542	130.2	12.750	120.9		1:11.716	
4	20.350	115.1	38.058	135.2	13.140	114.9		1:11.548		12	19.997	126.2	38.078	132.3	13.416	116.1		1:11.491	
5	20.811	124.3	37.899	132.3	13.210			1:11.920		13	20.201	120.4	39.804	129.0	12.788			1:12.793	
6	20.152	123.9	37.995	134.7	13.103	118.1		1:11.250		14	22.229	113.3	41.859	129.2	13.096			1:17.184	
7	20.560	118.3	37.820	134.1	13.232			1:11.612		15	20.109	125.2	38.038	133.9	13.152			1:11.299	
8	20.148	114.3	38.926	133.9	13.442	117.5		1:12.516		16									

77 Richard Evans (C)										March 742									
lap	Sect-1	Speed	Sect-2	Speed	Sect-3	Speed	TopSpeed	laptime	pit	lap	Sect-1	Speed	Sect-2	Speed	Sect-3	Speed	Topspeed	laptime	pit
1		113.7	37.007	135.7	12.126	121.8		1:16.264		9	19.656	127.6	36.171	136.0	12.133	125.2		1:07.960	
2	19.295	138.2	35.217	137.4	11.899	124.2		1:06.411		10	19.257	140.2	35.876	135.7	11.918			1:07.051	
3	19.565	137.9	35.516	137.7	11.786			1:06.867		11	20.117	119.3	35.292	137.7	11.670			1:07.079	
4	19.064	142.3	34.676	138.0	11.858	124.0		1:05.598		12	18.885	139.9	34.248	139.1	11.807			1:04.940	
5	19.386	123.6	35.161	138.8	12.860	122.0		1:07.407		13	19.308	141.1	35.855	137.1	12.170			1:07.333	
6	19.067	143.2	35.161	137.7	11.827			1:06.055		14	19.001	142.6	35.361	136.3	11.640	126.8		1:06.002	
7	19.010	141.1	34.539	138.0	11.826	125.6		1:05.375		15	18.980	141.7	35.007	136.0	11.744	124.5		1:05.731	
8	19.079	140.2	34.840	138.3	12.445	125.2		1:06.364		16	18.820	141.7	36.636	136.9	In			1:15.426	P

122 Mark Dwyer (C)										March 742									
lap	Sect-1	Speed	Sect-2	Speed	Sect-3	Speed	TopSpeed	laptime	pit	lap	Sect-1	Speed	Sect-2	Speed	Sect-3	Speed	Topspeed	laptime	pit
1				135.2	12.318			1:11.930		11	19.926	109.2	35.805	137.4	12.016	125.2		1:07.747	
2	19.288	138.8	34.871	137.4	12.192			1:06.351		12	19.068	134.4	35.403	138.8	12.212	124.2		1:06.683	
3	19.629	133.3	35.750	137.1	12.007			1:07.386		13	18.995	134.4	36.623	136.9	12.605	121.8		1:08.223	
4	18.946	141.4	35.162	137.4	12.158			1:06.266		14	19.112	134.1	36.135	137.4	11.996	124.9		1:07.243	
5	19.402	136.8	35.688	136.9	11.957			1:07.047		15	19.029	133.1	35.534	138.3	12.344	123.5		1:06.907	
6	19.180	134.7	36.253	137.4	12.807	123.5		1:08.240		16	19.193	130.5	36.698	138.5	12.062			1:07.953	
7	19.225	137.9	34.927	137.7	12.130	124.7		1:06.282		17	19.430	130.5	35.495	137.4	12.197	123.8		1:07.122	
8	19.052	138.2	35.174	138.0	12.639			1:06.865		18	19.619	134.1	35.150	138.0	12.272	124.5		1:07.041	
9	19.283	129.0	36.303	137.4	12.236			1:07.822		19	20.835	133.1	35.491	137.7	12.347			1:08.673	
10	19.582	136.3	35.819	138.0	12.306			1:07.707		20									



Session Start: 12:12:23 - Finish: 12:37:52

Weather/Track Conditions: Cloud / Dry

Circuit: Donington Park National

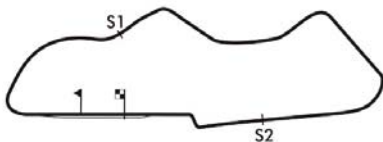
Track Length: 3.185 Km - 1.9791 miles

Donington Historic Festival - 28 - 30 Apr 2017

HSCC Historic Formula 2 FIA International Race Series

Race 5 - Best Sector Times

	SECTOR 1			SECTOR 2			SECTOR 3			IDEAL / BEST LAP COMPARISON					
	NO	TIME	LAP	NO	TIME	LAP	NO	TIME	LAP	NO	NAME	BEST	IN	IDEAL	DIFF
1	77	18.820	16	77	34.248	12	77	11.640	14	77	Richard Evans	1:04.940	12	1:04.708	+0.232
2	122	18.946	4	122	34.871	2	48	11.896	5	122	Mark Dwyer	1:06.266	4	1:05.774	+0.492
3	48	19.079	4	48	35.032	4	122	11.957	5	48	Daniel Gibson	1:06.277	4	1:06.007	+0.270
4	1	19.360	13	9	35.655	7	9	12.101	18	9	Frazer Gibney	1:07.832	2	1:07.313	+0.519
5	9	19.557	10	15	35.914	18	15	12.222	11	15	Mike Wrigley	1:08.126	18	1:07.822	+0.304
6	39	19.608	15	1	36.475	16	1	12.229	16	1	Robert Simac	1:08.395	16	1:08.064	+0.331
7	17	19.671	15	30	36.624	10	39	12.306	14	39	Martin Bullock	1:08.879	13	1:08.602	+0.277
8	15	19.686	10	36	36.639	5	36	12.440	6	30	Dan Daly	1:09.322	10	1:08.853	+0.469
9	30	19.726	11	39	36.688	13	22	12.499	4	36	Jeremy Wheatley	1:09.373	5	1:09.019	+0.354
10	10	19.846	9	10	36.847	9	30	12.503	12	10	Richard Ellingworth	1:09.792	9	1:09.283	+0.509
11	36	19.940	7	17	37.127	17	10	12.590	11	17	Mike Bletsoe-Brown	1:09.973	17	1:09.423	+0.550
12	71	19.997	12	50	37.251	21	33	12.613	20	22	Alain Lagache	1:10.450	21	1:10.107	+0.343
13	22	20.048	21	3	37.508	22	3	12.624	22	3	Luciano Arnold	1:10.505	22	1:10.313	+0.192
14	3	20.181	21	22	37.560	17	17	12.625	16	50	Paul Bason	1:10.661	20	1:10.611	+0.050
15	50	20.443	20	7	37.684	16	71	12.750	11	71	Chris Willie	1:11.131	10	1:10.561	+0.570
16	32	20.454	5	71	37.814	10	7	12.911	14	7	Peter Alexander	1:11.324	16	1:11.230	+0.094
17	8	20.540	21	33	37.987	21	50	12.917	12	33	Matthew Wrigley	1:11.352	21	1:11.247	+0.105
18	7	20.635	21	32	38.493	3	32	13.024	21	32	Steve Seaman	1:12.515	5	1:11.971	+0.544
19	33	20.647	4	8	39.322	10	8	13.063	12	8	Klaus Bergs	1:13.478	21	1:12.925	+0.553
20	18	21.449	4	18	39.712	2	18	13.483	3	18	Gwyn Pollard	1:15.424	2	1:14.644	+0.780
21	37	21.838	18	37	41.164	18	37	14.102	14	37	Lincoln Small	1:17.251	18	1:17.104	+0.147
22	4	22.377	3	4	41.923	3	4	14.286	2	4	Graham Adelman	1:18.702	3	1:18.586	+0.116
23	12	22.961	4	46	43.180	13	12	14.304	7	46	Olivier Huez	1:21.152	13	1:20.653	+0.499
24	46	23.130	18	12	43.681	8	46	14.343	18	12	Stephen Weller	1:21.340	4	1:20.946	+0.394
25	35	8:45.379	4	35	51.574	4	35	16.040	4	35	Julian Maynard	1:32.407	1	9:52.993	3:20.586



Session Start: 12:12:23 - Finish: 12:37:52

Weather/Track Conditions: Cloud / Dry

Circuit: Donington Park National

Track Length: 3.185 Km - 1.9791 miles

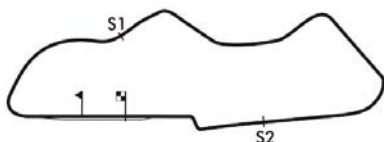


Donington Historic Festival - 28 - 30 Apr 2017

HSCC Historic Formula 2 FIA International Race Series

Race 5 - Best Sector Speeds

	NO	SECTOR 1	MPH	NO	SECTOR 2	MPH	NO	SECTOR 3	MPH
1	77	Richard Evans	143.2	77	Richard Evans	139.1	77	Richard Evans	126.8
2	48	Daniel Gibson	141.4	122	Mark Dwyer	138.8	122	Mark Dwyer	125.4
3	122	Mark Dwyer	141.4	9	Frazer Gibney	138.0	48	Daniel Gibson	124.7
4	9	Frazer Gibney	136.6	1	Robert Simac	137.7	39	Martin Bullock	124.0
5	22	Alain Lagache	134.7	10	Richard Ellingworth	137.4	9	Frazer Gibney	123.8
6	15	Mike Wrigley	133.3	39	Martin Bullock	136.6	10	Richard Ellingworth	122.9
7	30	Dan Daly	133.1	17	Mike Bletsoe-Brown	136.0	17	Mike Bletsoe-Brown	122.9
8	39	Martin Bullock	133.1	48	Daniel Gibson	136.0	1	Robert Simac	122.2
9	10	Richard Ellingworth	129.8	71	Chris Willie	135.2	30	Dan Daly	121.8
10	3	Luciano Arnold	129.3	4	Graham Adelman	133.6	36	Jeremy Wheatley	121.3
11	1	Robert Simac	129.0	36	Jeremy Wheatley	133.3	71	Chris Willie	121.3
12	17	Mike Bletsoe-Brown	128.3	3	Luciano Arnold	133.1	32	Steve Seaman	120.7
13	50	Paul Bason	127.8	30	Dan Daly	133.1	3	Luciano Arnold	120.5
14	33	Matthew Wrigley	127.3	32	Steve Seaman	132.8	15	Mike Wrigley	119.6
15	32	Steve Seaman	126.6	50	Paul Bason	131.8	50	Paul Bason	117.5
16	36	Jeremy Wheatley	126.2	15	Mike Wrigley	131.0	22	Alain Lagache	117.3
17	71	Chris Willie	126.2	18	Gwyn Pollard	131.0	4	Graham Adelman	116.7
18	7	Peter Alexander	119.1	22	Alain Lagache	129.7	8	Klaus Bergs	116.3
19	37	Lincoln Small	118.3	8	Klaus Bergs	129.5	7	Peter Alexander	116.1
20	8	Klaus Bergs	116.2	7	Peter Alexander	128.5	18	Gwyn Pollard	115.7
21	18	Gwyn Pollard	114.7	37	Lincoln Small	128.5	37	Lincoln Small	114.3
22	46	Olivier Huez	111.1	33	Matthew Wrigley	122.6	33	Matthew Wrigley	113.5
23	4	Graham Adelman	106.6	12	Stephen Weller	119.2	12	Stephen Weller	107.2
24	12	Stephen Weller	104.8	46	Olivier Huez	111.1	46	Olivier Huez	106.2
25	35	Julian Maynard	82.4	35	Julian Maynard	104.9	35	Julian Maynard	0.0



Session Start: 12:12:23 - Finish: 12:37:52
Weather/Track Conditions: Cloud / Dry
Circuit: Donington Park National
Track Length: 3.185 Km - 1.9791 miles



Donington Historic Festival - 28 - 30 Apr 2017

HSCC Historic Formula 2 FIA International Race Series

Race 5 - Lap Chart

Lap 1			Lap 2			Lap 3			Lap 4			Lap 5			Lap 6		
NO	Behind	Laptime	NO	Behind	Laptime	NO	Behind	Laptime	NO	Behind	Laptime	NO	Behind	Laptime	NO	Behind	Laptime
122		1:11.930	122		1:06.351	122		1:07.386	122		1:06.266	122		1:07.047	122		1:08.240
48	0.633	1:12.563	48	1.457	1:07.175	48	0.773	1:06.702	48	0.784	1:06.277	48	0.819	1:07.082	77	1.382	1:06.055
9	2.519	1:14.449	9	4.000	1:07.832	77	3.875	1:06.867	77	3.207	1:05.598	77	3.567	1:07.407	10	1 LAP	1:21.609
77	4.334	1:16.264	77	4.394	1:06.411	9	5.203	1:08.589	9	7.317	1:08.380	37	1 LAP	1:21.177	35	3 LAPS	3:39.683
39	5.239	1:17.169	30	9.569	1:09.832	15	1 LAP	1:25.226	30	16.599	1:09.915	12	1 LAP	1:21.340	9	12.371	1:11.405
30	6.088	1:18.018	39	10.001	1:11.113	30	12.950	1:10.767	39	17.395	1:09.849	9	9.206	1:08.936	37	1 LAP	1:22.741
36	8.129	1:20.059	1	12.804	1:10.810	39	13.812	1:11.197	1	18.832	1:09.734	46	1 LAP	1:26.112	12	1 LAP	1:21.950
1	8.345	1:20.275	36	13.472	1:11.694	1	15.364	1:09.946	36	20.490	1:09.926	30	19.898	1:10.346	30	22.076	1:10.418
17	9.588	1:21.518	17	14.508	1:11.271	36	16.830	1:10.744	17	23.715	1:11.434	39	20.166	1:09.818	39	22.380	1:10.454
3	10.643	1:22.573	3	17.387	1:13.095	17	18.547	1:11.425	3	27.439	1:11.229	1	20.865	1:09.080	1	22.968	1:10.343
22	11.981	1:23.911	22	17.704	1:12.074	3	22.476	1:12.475	22	28.528	1:11.553	36	22.816	1:09.373	36	24.894	1:10.318
50	12.875	1:24.805	71	19.990	1:12.925	22	23.241	1:12.923	71	29.458	1:11.548	17	28.021	1:11.353	17	32.387	1:12.606
71	13.416	1:25.346	50	20.550	1:14.026	71	24.176	1:11.572	50	30.858	1:11.576	3	31.699	1:11.307	46	1 LAP	1:26.344
7	14.177	1:26.107	7	21.996	1:14.170	50	25.548	1:12.384	7	35.714	1:13.246	22	32.629	1:11.148	22	35.534	1:11.145
8	15.353	1:27.283	32	23.554	1:14.379	7	28.734	1:14.124	32	36.585	1:13.371	71	34.331	1:11.920	3	36.033	1:12.574
32	15.526	1:27.456	8	24.572	1:15.570	32	29.480	1:13.312	33	36.930	1:11.857	50	35.638	1:11.827	71	37.341	1:11.250
33	15.984	1:27.914	33	24.858	1:15.225	33	31.339	1:13.867	8	41.808	1:14.854	7	41.532	1:12.865	50	38.895	1:11.497
18	17.851	1:29.781	18	26.924	1:15.424	8	33.220	1:16.034	18	46.266	1:15.716	32	42.053	1:12.515	7	46.223	1:12.931
35	20.477	1:32.407	4	36.158	1:19.138	18	36.816	1:17.278	10	59.287	1:10.570	33	42.347	1:12.464	33	46.924	1:12.817
4	23.371	1:35.301	37	41.490	1:24.399	4	47.474	1:18.702	4	1:00.787	1:19.579	8	49.371	1:14.610	32	48.363	1:14.550
37	23.442	1:35.372	12	41.869	1:23.774	10	54.983	1:19.586				18	1:05.994	1:26.775	8	56.215	1:15.084
10	24.089	1:36.019	10	42.783	1:25.045	37	56.375	1:22.271									
12	24.446	1:36.376	46	45.975	1:26.199	12	57.560	1:23.077									
46	26.127	1:38.057	35	1:00.168	1:46.042	46	1:04.462	1:25.873									
15	59.283	2:11.213															

Session Start: 12:12:23 - Finish: 12:37:52

Weather/Track Conditions: Cloud / Dry

Circuit: Donington Park National

Track Length: 3.185 Km - 1.9791 miles

Donington Historic Festival - 28 - 30 Apr 2017

HSCC Historic Formula 2 FIA International Race Series

Race 5 - Lap Chart

Lap 7			Lap 8			Lap 9			Lap 10			Lap 11			Lap 12		
NO	Behind	Laptime	NO	Behind	Laptime	NO	Behind	Laptime	NO	Behind	Laptime	NO	Behind	Laptime	NO	Behind	Laptime
122		1:06.282	77		1:06.364	122		1:07.822	77		1:07.051	77		1:07.079	77		1:04.940
77	0.475	1:05.375	122	0.026	1:06.865	77	0.112	1:07.960	122	0.544	1:07.707	122	1.212	1:07.747	50	1 LAP	1:11.795
15	4 LAPS	4:26.888	15	4 LAPS	1:10.670	8	1 LAP	1:14.805	32	1 LAP	1:14.874	7	1 LAP	1:12.617	122	2.955	1:06.683
18	1 LAP	1:20.257	10	1 LAP	1:10.504	46	2 LAPS	1:23.946	35	6 LAPS	4:27.268	33	1 LAP	1:12.857	7	1 LAP	1:11.934
10	1 LAP	1:12.955	9	16.145	1:08.410	15	4 LAPS	1:10.201	8	1 LAP	1:14.962	32	1 LAP	1:16.870	33	1 LAP	1:11.778
9	14.574	1:08.485	18	1 LAP	1:23.871	9	18.117	1:09.820	15	4 LAPS	1:09.522	12	2 LAPS	1:23.295	32	1 LAP	1:12.757
30	28.248	1:12.454	30	31.189	1:09.780	10	1 LAP	1:10.568	9	19.457	1:08.503	37	2 LAPS	1:23.856	9	29.628	1:12.487
1	29.284	1:12.598	1	31.730	1:09.285	30	33.087	1:09.746	10	1 LAP	1:09.792	8	1 LAP	1:14.442	37	2 LAPS	1:21.491
39	29.855	1:13.757	39	32.137	1:09.121	1	33.559	1:09.677	46	2 LAPS	1:22.595	9	22.081	1:09.703	15	4 LAPS	1:12.999
36	30.065	1:11.453	48	2 LAPS	3:52.767	39	34.098	1:09.809	18	2 LAPS	2:10.093	15	4 LAPS	1:10.962	8	1 LAP	1:16.123
37	1 LAP	1:21.746	17	44.227	1:13.426	17	49.083	1:12.704	30	35.246	1:09.322	1	39.154	1:10.565	1	43.343	1:09.129
12	1 LAP	1:22.011	22	47.215	1:13.633	22	51.990	1:12.623	1	35.668	1:09.272	30	39.343	1:11.176	30	44.622	1:10.219
17	37.640	1:11.535	71	48.348	1:12.516	71	52.292	1:11.792	39	36.278	1:09.343	39	39.580	1:10.381	39	44.920	1:10.280
22	40.421	1:11.169	3	48.816	1:14.076	3	54.672	1:13.704	17	52.671	1:10.751	10	1 LAP	1:26.554	10	1 LAP	1:10.015
3	41.579	1:11.828	37	1 LAP	1:22.295	50	55.492	1:12.952	71	56.260	1:11.131	46	2 LAPS	1:27.214	46	2 LAPS	1:23.097
71	42.671	1:11.612	12	1 LAP	1:21.820	37	1 LAP	1:21.951	22	57.157	1:12.330	35	6 LAPS	1:40.213	17	1:02.911	1:11.968
50	45.487	1:12.874	50	50.388	1:11.740	12	1 LAP	1:21.928	3	59.493	1:11.984	17	55.883	1:10.291			
7	52.814	1:12.873	7	58.861	1:12.886	7	1:04.167	1:13.154	50	1:00.282	1:11.953	71	1:00.897	1:11.716			
33	53.171	1:12.529	33	59.270	1:12.938	33	1:04.664	1:13.242				22	1:01.449	1:11.371			
32	56.023	1:13.942	32	1:02.282	1:13.098							3	1:04.301	1:11.887			
46	1 LAP	1:28.778															
8	1:04.225	1:14.292															

Session Start: 12:12:23 - Finish: 12:37:52

Weather/Track Conditions: Cloud / Dry

Circuit: Donington Park National

Track Length: 3.185 Km - 1.9791 miles

Donington Historic Festival - 28 - 30 Apr 2017

HSCC Historic Formula 2 FIA International Race Series

Race 5 - Lap Chart

Lap 13			Lap 14			Lap 15			Lap 16			Lap 17			Lap 18		
NO	Behind	Laptime	NO	Behind	Laptime	NO	Behind	Laptime	NO	Behind	Laptime	NO	Behind	Laptime	NO	Behind	Laptime
77		1:07.333	77		1:06.002	77		1:05.731	122		1:07.953	122		1:07.122	122		1:07.041
71	1 LAP	1:11.491	17	1 LAP	1:11.810	10	2 LAPS	1:13.883	77	1.211	1:15.426	17	1 LAP	1:10.568	17	1 LAP	1:09.973
22	1 LAP	1:11.667	122	5.086	1:07.243	122	6.262	1:06.907	17	1 LAP	1:10.422	37	3 LAPS	1:20.064	37	3 LAPS	1:18.509
122	3.845	1:08.223	71	1 LAP	1:12.793	17	1 LAP	1:11.211	10	2 LAPS	1:20.487	10	2 LAPS	1:13.885	22	1 LAP	1:16.523
3	1 LAP	1:12.589	22	1 LAP	1:12.558	22	1 LAP	1:13.520	22	1 LAP	1:11.326	22	1 LAP	1:11.127	3	1 LAP	1:14.236
50	1 LAP	1:12.543	46	3 LAPS	1:21.579	3	1 LAP	1:12.917	71	1 LAP	1:11.299	3	1 LAP	1:11.665	50	1 LAP	1:14.195
7	1 LAP	1:12.191	3	1 LAP	1:11.772	71	1 LAP	1:17.184	3	1 LAP	1:12.655	50	1 LAP	1:12.209	7	1 LAP	1:12.104
33	1 LAP	1:12.626	50	1 LAP	1:12.122	50	1 LAP	1:13.576	50	1 LAP	1:11.401	7	1 LAP	1:11.324	33	1 LAP	1:12.218
32	1 LAP	1:14.638	7	1 LAP	1:12.676	46	3 LAPS	1:22.061	30	1 LAP	1:45.104	33	1 LAP	1:11.393	9	36.658	1:08.882
9	32.246	1:09.951	33	1 LAP	1:11.894	7	1 LAP	1:11.522	7	1 LAP	1:11.808	9	34.817	1:09.009	10	2 LAPS	1:29.379
15	4 LAPS	1:09.764	32	1 LAP	1:13.487	33	1 LAP	1:11.660	33	1 LAP	1:11.699	15	4 LAPS	1:10.404	15	4 LAPS	1:08.769
8	1 LAP	1:14.798	9	35.125	1:08.881	9	38.708	1:09.314	46	3 LAPS	1:21.152	1	48.651	1:10.091	1	51.721	1:10.111
37	2 LAPS	1:20.028	15	4 LAPS	1:08.956	15	4 LAPS	1:09.317	9	32.930	1:08.437	46	3 LAPS	1:25.378	39	59.058	1:13.912
1	45.018	1:09.008	8	1 LAP	1:14.363	32	1 LAP	1:17.070	15	4 LAPS	1:08.456	32	1 LAP	1:14.569	32	1 LAP	1:19.064
39	46.466	1:08.879	1	48.258	1:09.242	1	51.502	1:08.975	32	1 LAP	1:12.601	39	52.187	1:10.471	46	3 LAPS	1:22.700
30	49.364	1:12.075	39	49.884	1:09.420	39	53.944	1:09.791	1	45.682	1:08.395	8	1 LAP	1:16.118			
10	1 LAP	1:21.792	30	54.235	1:10.873	8	1 LAP	1:15.777	39	48.838	1:09.109						
			37	2 LAPS	1:21.192	37	2 LAPS	1:20.737	8	1 LAP	1:15.313						

Session Start: 12:12:23 - Finish: 12:37:52

Weather/Track Conditions: Cloud / Dry

Circuit: Donington Park National

Track Length: 3.185 Km - 1.9791 miles

Donington Historic Festival - 28 - 30 Apr 2017

HSCC Historic Formula 2 FIA International Race Series

Race 5 - Lap Chart

Lap 19			Lap 20			Lap 21			Lap 22		
NO	Behind	Laptime	NO	Behind	Laptime	NO	Behind	Laptime	NO	Behind	Laptime
122		1:08.673	9		1:11.178	9		1:08.269	9		1:09.232
8	2 LAPS	1:16.223	7	1 LAP	1:12.294	15	4 LAPS	1:09.597	50	1 LAP	1:11.273
17	1 LAP	1:11.224	15	4 LAPS	1:10.670	7	1 LAP	1:12.094	15	4 LAPS	1:08.126
22	1 LAP	1:12.493	33	1 LAP	1:12.658	33	1 LAP	1:11.681	7	1 LAP	1:11.414
3	1 LAP	1:13.428	37	3 LAPS	1:19.150	37	3 LAPS	1:17.251	33	1 LAP	1:11.352
50	1 LAP	1:13.373	1	14.295	1:09.760	1	15.034	1:09.008	1	14.789	1:08.987
37	3 LAPS	1:19.927	10	2 LAPS	1:16.999	39	22.096	1:09.606	39	21.940	1:09.076
7	1 LAP	1:11.485	39	20.759	1:09.117	10	2 LAPS	1:29.437	37	3 LAPS	1:18.252
9	36.844	1:08.859	32	1 LAP	1:13.232	32	1 LAP	1:13.042	32	1 LAP	1:13.470
33	1 LAP	1:11.938	17	45.623	1:11.188	17	48.572	1:11.218	17	50.607	1:11.267
15	4 LAPS	1:09.057	8	1 LAP	1:14.828	8	1 LAP	1:13.503	10	2 LAPS	1:27.328
10	2 LAPS	1:19.098	46	3 LAPS	1:23.195	22	1:06.398	1:10.450	8	1 LAP	1:13.478
1	52.557	1:09.509	22	1:04.217	1:11.601	46	3 LAPS	1:21.358	22	1:08.728	1:11.562
39	59.664	1:09.279	3	1:06.724	1:10.681	3	1:09.038	1:10.583	3	1:10.311	1:10.505
32	1 LAP	1:13.924	50	1:07.843	1:10.661				46	3 LAPS	1:24.448
46	3 LAPS	1:22.505									
17	1:22.457	1:10.455									
8	1 LAP	1:16.138									
22	1:40.638	1:11.032									
3	1:44.065	1:11.559									
50	1:45.204	1:11.844									

Session Start: 12:12:23 - Finish: 12:37:52
Weather/Track Conditions: Cloud / Dry
Circuit: Donington Park National
Track Length: 3.185 Km - 1.9791 miles

Donington Historic Festival - 28 - 30 Apr 2017

HSCC Historic Formula 2 FIA International Race Series

Race 15 - Starting Grid

Sheet No:

Start Time : 14:35 - Heat Duration : 25 Minutes

12		23	55	John Lord				
11		21	48	Daniel Gibson	22	35	Julian Maynard	
10		19	18	Gwyn Pollard	20	36	Jeremy Wheatley	
9		17	30	Dan Daly	18	12	Stephen Weller	
8		15	15	Mike Wrigley	16	77	Richard Evans	
7		13	122	Mark Dwyer	14	46	Olivier Huez	
6		11	8	Klaus Bergs	12	10	Richard Ellingworth	
5		9	33	Matthew Wrigley	10	32	Steve Seaman	
4		7	50	Paul Bason	8	7	Peter Alexander	
3		5	22	Alain Lagache	6	3	Luciano Arnold	
2		3	39	Martin Bullock	4	17	Mike Bletsoe-Brown	
1		1	9	Frazer Gibney	2	1	Robert Simac	
ROW		Pole Right						

Car 55 starts from back of grid. Cars 37, 71, 4 - withdrawn

*Circuit: Donington Park National
Track Length: 3.185 Km - 1.9791 miles*

These results are provisional until the conclusion of any judicial and technical matters.

Clerk of the Course: <div style="text-align: right;">Julian Floyd</div>	Timekeeper: <div style="text-align: right;">Nick Palmer</div>	Issued at:
--	--	------------



Donington Historic Festival - 28 - 30 Apr 2017

Historic Touring Car Challenge (HTCC) with Tony Dron Trophy

Race 6 - Classification

Sheet No:

POS	NO	DRIVER/S	CLASS	CLASS POS	CAR MAKE / MODEL	TIME	LAPS	GAP	DIFF	MPH	BEST	ON
1	8	Soper-Ward	T3C	1	Rover Bastos Vitesse	1:00:15.04	45	-- 45 laps		88.68	1:16.585	14
2	68	David Tomlin	T2B	1	Ford RS 1800	1:00:51.26	45	36.226	36.226	87.81	1:17.535	31
3	22	Dominik Roschmann	T2C	1	BMW 3.0 CSL	1:00:52.17	45	37.129	0.903	87.78	1:17.892	13
4	16	Steve Dance	T2C	2	Ford Capri RS2600	1:00:56.21	45	41.170	4.041	87.69	1:17.872	31
5	75	Eric Mestdagh	T2C	3	BMW CSL 3.0	1:01:27.71	45	1:12.675	31.505	86.94	1:18.428	21
6	2	Ward-Young	T3C	2	Jaguar TWR XJS	1:01:02.82	44	-- 44 laps	54.203	85.58	1:16.985	7
7	123	Wood-Morgan	T2C	4	Ford Capri	59:51.710	43	-- 43 laps	9.357	85.30	1:18.805	37
8	4	Williams-Williams	T3C	3	Rover SD1	1:00:22.26	43	30.554	30.554	84.57	1:20.262	33
9	21	Bryant-Bryant	D2D	1	Chevrolet Camaro Z28	1:00:34.11	43	42.406	11.852	84.30	1:19.328	33
10	82	Peter Hallford	T2C	5	Ford Boss Mustang	1:00:55.54	43	1:03.830	21.424	83.80	1:20.395	8
11	51	Luck-Hyett	T2B	2	BMW 2002 Ti	1:01:25.26	43	1:33.550	29.720	83.13	1:21.310	12
12	23	Mursall-Mursall	T2C	6	BMW 3.0 CSL	1:00:37.67	42	-- 42 laps	36.618	82.26	1:20.395	29
13	43	Snowdon-Guest	GT6	1	Alfa Romeo GTV6	1:00:53.17	41	-- 41 laps	1:39.252	79.96	1:24.034	5
14	15	Spiers-Merry	D2C	1	Ford Capri	1:01:20.98	41	27.811	27.811	79.36	1:25.810	13
15	30	Galashan-Greaves	D2C	2	Ford Capri	1:01:39.17	41	46.001	18.190	78.96	1:25.159	39
16	5	Tom Pead	T2A	1	BMW 1600Ti	1:00:44.38	40	-- 40 laps	31.056	78.19	1:27.340	24
17	48	Robin Benn	T2C	7	Ford Capri	1:01:10.44	40	26.054	26.054	77.64	1:26.486	11
18	14	Paul Clayton	D2B	1	Alfa Romeo GTV6	1:01:13.54	40	29.160	3.106	77.57	1:27.691	33
19	41	Hanson-Pochciol	D2C	3	Ford Capri	1:00:46.59	39	-- 39 laps	1:01.615	76.19	1:24.122	5
20	29	Hart-Nutthall	T3B	1	Renault 5 GT Turbo	59:10.752	38	-- 38 laps	0.076	76.24	1:22.229	25
21	34	Swift-Watts	T3B	2	MG Metro Turbo	58:53.846	37	-- 37 laps	4:38.010	74.60	1:18.787	20
22	140	Mark Wilson	D2A	1	Volkswagen Golf GTi	46:57.039	30	-- 30 laps	2:55.334	75.87	1:28.354	9
23	27	Postins-Jackson	T3C	4	Austin Rover	38:54.320	28	-- 28 laps		85.46	1:18.658	23
24	25	Ratcliff-Scarborough	D2C	4	Ford Capri	1:01:30.10	28	22:35.786	22:35.78	54.06	1:26.247	9
25	94	Bechtolsheimer-Harrison	T3B	3	MG Metro Turbo	36:53.172	25	-- 25 laps		80.47	1:20.963	19
26	9	Peter Mallett	D2C	5	Rover SD1 3500S	38:12.503	25	1:19.331	1:19.331	77.69	1:26.373	24
27	10	Mark Smith	T4B	1	BMW M3 E30	28:53.922	22	-- 22 laps		90.40	1:16.661	15
28	84	Steve Jones	T4B	2	BMW M3	1:38.857	1	-- 1 laps --	12.751	72.07	1:38.857	1
29	66	Whale-Whale	T4B	3	BMW M3 E30							

----- FASTEST LAP SUMMARY -----

NO	DRIVER/S	CLASS	CAR MAKE / MODEL	FASTEST LAP	ON	MPH
8	Soper-Ward	T3C	Rover Bastos Vitesse	1:16.585	14	93.03
10	Mark Smith	T4B	BMW M3 E30	1:16.661	15	92.94
68	David Tomlin	T2B	Ford RS 1800	1:17.535	31	91.89
16	Steve Dance	T2C	Ford Capri RS2600	1:17.872	31	91.49
34	Swift-Watts	T3B	MG Metro Turbo	1:18.787	20	90.43
21	Bryant-Bryant	D2D	Chevrolet Camaro Z28	1:19.328	33	89.81
43	Snowdon-Guest	GT6	Alfa Romeo GTV6	1:24.034	5	84.78
41	Hanson-Pochciol	D2C	Ford Capri	1:24.122	5	84.69
5	Tom Pead	T2A	BMW 1600Ti	1:27.340	24	81.57
14	Paul Clayton	D2B	Alfa Romeo GTV6	1:27.691	33	81.25
140	Mark Wilson	D2A	Volkswagen Golf GTi	1:28.354	9	80.64

CAR 33 WITHDRAWN. CAR 61 - NON STARTER

Session Start: 13:34:20 - Finish: 14:34:35

Weather/Track Conditions: Cloud / Dry

Circuit: Donington Park National

Track Length: 3.185 Km - 1.9791 miles

These results are provisional until the conclusion of any judicial and technical matters.

Clerk of the Course:

Julian Floyd

Timekeeper:

Nick Palmer

Issued at:



Printed : 29-04-2017 - 14:36

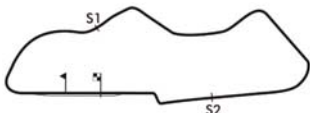
Donington Historic Festival - 28 - 30 Apr 2017

Historic Touring Car Challenge (HTCC) with Tony Dron Trophy

Race 6 - Sector Analysis

2 Ward-Young (T3C)										Jaguar TWR XJS									
lap	Sect-1	Speed	Sect-2	Speed	Sect-3	Speed	TopSpeed	laptime	pit	lap	Sect-1	Speed	Sect-2	Speed	Sect-3	Speed	Topspeed	laptime	pit
1				122.9	15.220			1:31.204		23	23.305	91.4	43.779	121.5	16.417	103.0		1:23.501	
2	23.373	96.5	43.597	123.3	14.098			1:21.068		24	23.803	97.0	43.102	120.9	14.790			1:21.695	
3	22.352	106.6	43.586	121.1	14.311	110.0		1:20.249		25	23.417	98.0	44.368	120.7	14.748			1:22.533	
4	22.723	106.3	43.176	124.2	14.072			1:19.971		26	23.353	101.6	43.142	120.2	14.634	106.7		1:21.129	
5	22.406	107.9	41.518	123.3	13.742	109.8		1:17.666		27	23.158	101.6	42.835	121.3	14.767	106.7		1:20.760	
6	22.135	113.7	41.368	123.3	13.724			1:17.227		28	23.457	100.4	43.363	120.9	14.587			1:21.407	
7	21.895	115.8	41.282	122.0	13.808			1:16.985		29	23.099	104.0	43.300	121.3	14.580	106.9		1:20.979	
8	21.869	115.5	41.238	124.2	14.289			1:17.396		30	23.161	102.3	42.688	122.2	14.390	109.8		1:20.239	
9	22.070	112.6	41.857	123.8	13.565			1:17.492		31	23.070	102.4	42.415	122.9	14.574			1:20.059	
10	22.706	110.9	41.712	124.0	13.761	109.5		1:18.179		32	22.909	104.1	42.924	122.0	14.967	106.9		1:20.800	
11	22.877	108.1	41.924	120.5	14.154			1:18.955		33	23.410	107.9	42.797	123.3	14.698			1:20.905	
12	21.988	114.3	42.551	118.1	14.454			1:18.993		34	22.799	103.7	42.949	123.8	14.346	109.7		1:20.094	
13	22.375	109.0	41.576	122.9	In			1:24.187	P	35	22.569	99.3	43.431	123.8	14.569			1:20.569	
14	Out	109.5	41.594	122.4	13.863	109.1		1:47.130	P	36	22.643	104.9	42.677	123.1	14.375	109.8		1:19.695	
15	22.112	114.3	42.121	122.4	13.798	108.4		1:18.031		37	22.786	103.7	41.945	123.1	14.531	109.7		1:19.262	
16	22.117	110.8	41.597	122.2	In			1:22.030	P	38	22.593	104.1	42.592	123.1	14.283			1:19.468	
17	Out	89.2	46.555	109.0	15.526	102.3		2:49.966	P	39	22.947	100.9	42.367	120.5	14.479			1:19.793	
18	23.871	101.3	44.240	118.5	14.913	103.6		1:23.024		40	22.843	104.5	42.286	122.9	14.398			1:19.527	
19	23.840	101.0	43.930	118.8	14.821	104.6		1:22.591		41	22.726	105.8	41.937	124.0	14.993			1:19.656	
20	23.404	101.8	44.281	120.0	14.957			1:22.642		42	22.794	99.6	42.637	120.5	15.053	108.6		1:20.484	
21	23.806	88.1	44.027	119.2	14.800			1:22.633		43	22.858	102.7	42.637	120.5	14.506			1:20.001	
22	24.162	98.4	43.327	120.0	14.689			1:22.178		44	23.305	92.3	42.745	121.5	14.421			1:20.471	

4 Williams-Williams (T3C)										Rover SD1									
lap	Sect-1	Speed	Sect-2	Speed	Sect-3	Speed	TopSpeed	laptime	pit	lap	Sect-1	Speed	Sect-2	Speed	Sect-3	Speed	Topspeed	laptime	pit
1				110.7	16.580			1:37.849		23	23.926	102.3	42.742	112.8	14.908			1:21.576	
2	24.213	108.3	45.502	112.4	15.224			1:24.939		24	23.405	114.5	45.386	112.8	14.817	100.2		1:23.608	
3	24.028	97.7	45.482	110.4	14.550	97.0		1:24.060		25	23.466	99.9	44.284	112.6	14.789	99.9		1:22.539	
4	23.540	114.1	42.444	111.8	14.425	98.6		1:20.409		26	23.127	115.5	42.623	113.7	14.526			1:20.276	
5	23.736	105.9	44.330	112.0	14.388			1:22.454		27	23.243	114.7	43.535	112.0	14.929			1:21.707	
6	23.273	113.3	42.637	113.0	14.924			1:20.834		28	23.468	113.1	42.790	113.2	14.933	99.8		1:21.191	
7	23.523	106.1	45.651	108.4	16.355	93.3		1:25.529		29	23.514	113.7	44.277	112.2	14.683			1:22.474	
8	23.331	110.2	43.410	113.9	14.953	96.2		1:21.694		30	23.177	111.5	43.118	113.2	14.565	100.2		1:20.860	
9	23.439	107.8	43.377	111.5	14.226	98.7		1:21.042		31	23.348	110.9	42.504	113.5	14.606	99.9		1:20.458	
10	23.384	113.3	43.240	112.2	14.220			1:20.844		32	23.211	113.0	42.868	114.3	15.870			1:21.949	
11	23.048	116.4	43.084	111.8	14.402			1:20.534		33	23.422	114.1	42.316	114.1	14.524			1:20.262	
12	23.726	114.3	42.837	113.0	14.507	96.1		1:21.070		34	23.262	113.0	42.566	114.1	14.542	97.9		1:20.370	
13	23.619	115.8	42.972	112.8	15.023	97.3		1:21.614		35	23.428	101.0	45.202	113.2	14.711			1:23.341	
14	23.470	116.8	43.641	113.0	15.125			1:22.236		36	23.676	116.6	42.835	113.7	14.737	100.3		1:21.248	
15	23.670	113.0	42.978	113.4	14.568			1:21.216		37	22.989	116.4	42.730	113.2	14.738	92.9		1:20.457	
16	23.146	117.0	43.360	110.4	14.542			1:21.048		38	23.816	113.0	52.474	95.0	14.896			1:31.186	
17	24.092	105.8	42.993	112.6	14.846	92.6		1:21.931		39	23.298	113.1	42.974	113.5	14.586	90.9		1:20.858	
18	23.405	108.3	42.760	112.4	14.433			1:20.598		40	23.818	112.4	43.734	112.2	15.404	98.9		1:22.956	
19	23.637	113.7	43.006	111.1	14.337			1:20.980		41	23.366	112.6	43.343	113.4	14.676	95.4		1:21.385	
20	23.471	115.1	42.718	112.2	In			1:24.594	P	42	24.413	90.5	43.452	112.4	14.480	99.6		1:22.345	
21	Out	108.3	43.204	113.2	15.028			2:41.826	P	43	23.122	115.5	43.493	111.1	15.352			1:21.967	
22	23.542	112.0	43.475	112.8	14.933	99.0		1:21.950		44									



Session Start: 13:34:20 - Finish: 14:34:35

Weather/Track Conditions: Cloud / Dry

Circuit: Donington Park National

Track Length: 3.185 Km - 1.9791 miles

Donington Historic Festival - 28 - 30 Apr 2017

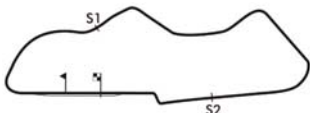
Historic Touring Car Challenge (HTCC) with Tony Dron Trophy

Race 6 - Sector Analysis

5 Tom Pead (T2A)										BMW 1600Ti									
lap	Sect-1	Speed	Sect-2	Speed	Sect-3	Speed	TopSpeed	laptime	pit	lap	Sect-1	Speed	Sect-2	Speed	Sect-3	Speed	Topspeed	laptime	pit
1				106.0	16.721	94.3		1:41.865		21	24.963	98.1	47.409	105.9	15.977			1:28.349	
2	25.755	92.0	48.159	106.4	16.176			1:30.090		22	25.099	97.4	47.780	105.4	15.996	93.3		1:28.875	
3	25.537	94.7	48.037	106.0	17.369			1:30.943		23	25.307	95.4	47.158	105.5	15.870	91.5		1:28.335	
4	26.250	90.7	49.449	106.7	15.715	94.2		1:31.414		24	25.149	99.3	46.601	106.5	15.590	94.2		1:27.340	
5	25.204	95.1	47.529	105.9	15.959			1:28.692		25	25.033	99.0	47.467	105.4	15.677	93.5		1:28.177	
6	25.684	91.2	47.311	106.0	16.501			1:29.496		26	25.128	96.9	47.060	106.9	15.712	93.8		1:27.900	
7	25.242	97.0	46.856	106.4	15.916			1:28.014		27	25.074	98.8	46.425	106.4	15.922			1:27.421	
8	25.705	99.9	46.761	106.5	15.875	93.4		1:28.341		28	25.295	87.5	48.914	106.2	15.865			1:30.074	
9	25.421	94.6	47.317	106.9	15.940	93.0		1:28.678		29	25.538	99.7	46.492	107.4	15.752	93.9		1:27.782	
10	25.343	95.4	47.150	105.0	15.954	92.9		1:28.447		30	25.282	101.0	46.873	105.9	16.412	91.6		1:28.567	
11	25.621	98.8	46.709	105.2	15.827	93.8		1:28.157		31	25.263	99.7	47.391	106.2	16.219	91.6		1:28.873	
12	25.052	98.6	46.818	105.2	15.897			1:27.767		32	25.254	99.6	46.369	106.2	16.623			1:28.246	
13	25.791	98.0	47.609	105.2	16.141			1:29.541		33	24.720	104.8	47.132	107.4	16.284			1:28.136	
14	25.495	97.8	47.436	106.0	16.089	92.5		1:29.020		34	25.538	99.7	46.688	107.2	15.934	92.4		1:28.160	
15	25.195	96.0	46.903	106.4	15.702	94.4		1:27.800		35	25.618	97.7	47.194	106.0	15.922	93.9		1:28.734	
16	25.362	98.1	46.979	105.7	In			1:32.979 P		36	25.524	100.7	46.832	106.4	15.994			1:28.350	
17	Out	91.8	47.081	105.7	15.957	92.6		2:49.699 P		37	25.220	97.7	47.313	106.0	15.919			1:28.452	
18	25.313	97.7	46.709	106.0	15.978	92.7		1:28.000		38	25.370	93.0	46.703	106.7	15.788	93.5		1:27.861	
19	25.529	96.0	46.719	106.0	15.966	93.3		1:28.214		39	25.206	99.6	46.989	106.7	16.138			1:28.333	
20	25.351	99.6	47.161	105.9	15.942	93.1		1:28.454		40	25.362	93.0	49.517	106.2	15.934			1:30.813	

8 Soper-Ward (T3C)										Rover Bastos Vitesse										
lap	Sect-1	Speed	Sect-2	Speed	Sect-3	Speed	TopSpeed	laptime	pit	lap	Sect-1	Speed	Sect-2	Speed	Sect-3	Speed	Topspeed	laptime	pit	
1				121.1	14.813	103.7		1:24.509		24	22.300	111.8	42.356	123.1	14.007	109.1		1:18.663		
2	22.494	110.9	41.406	123.3	14.264			1:18.164		25	22.140	113.9	43.406	123.3	14.247			1:19.793		
3	22.481	112.4	41.117	123.5	14.003	108.4		1:17.601		26	22.118	115.3	41.227	124.7	13.690			1:17.035		
4	22.557	112.0	41.444	123.8	14.106			1:18.107		27	22.972	107.8	42.092	124.2	In			1:25.319 P		
5	22.434	116.8	41.487	123.3	14.041	107.9		1:17.962		28	Out	109.3	42.134	120.5	14.143	106.2		2:41.491 P		
6	22.219	118.9	41.052	124.2	13.928	108.3		1:17.199		29	22.099	114.9	41.714	122.2	13.810	110.6		1:17.623		
7	22.371	115.1	40.794	124.0	13.929	108.6		1:17.094		30	21.970	115.1	42.015	125.4	13.933	109.3		1:17.918		
8	22.337	112.4	42.071	123.8	14.355	107.6		1:18.763		31	21.990	115.7	41.351	124.5	13.760			1:17.101		
9	22.432	115.8	41.791	123.8	14.113			1:18.336		32	22.139	111.1	42.694	125.6	14.041			1:18.874		
10	22.324	113.7	41.698	124.0	14.093			1:18.115		33	21.952	110.8	41.396	125.4	13.690	109.7		1:17.038		
11	22.600	102.7	41.633	123.8	14.052			1:18.285		34	22.589	110.6	42.050	124.0	13.824	108.6		1:18.463		
12	22.796	107.4	41.834	122.6	14.207	108.1		1:18.837		35	22.143	96.9	41.881	126.1	14.473			1:18.497		
13	22.332	111.1	40.812	124.5	13.921			1:17.065		36	22.304	112.2	41.335	125.2	13.818	108.8		1:17.457		
14	21.869	119.5	40.832	124.5	13.884	110.2		1:16.585		37	22.028	114.3	41.374	124.7	13.675			1:17.077		
15	22.469	113.1	41.247	124.0	13.932	109.5		1:17.648		38	22.336	111.8	43.695	122.4	13.748	109.7		1:19.779		
16	22.946	102.9	42.218	121.3	14.110	109.0		1:19.274		39	22.502	111.1	41.493	124.9	14.157			1:18.152		
17	22.277	114.1	42.018	123.3	14.485	108.3		1:18.780		40	22.332	112.0	42.376	122.9	14.013			1:18.721		
18	22.299	113.9	41.426	124.2	14.150	109.0		1:17.875		41	22.333	112.0	41.481	124.9	13.904	107.6		1:17.718		
19	22.184	118.9	41.043	124.9	14.364	108.1		1:17.591		42	22.296	113.0	41.314	126.3	14.292			1:17.902		
20	22.393	111.1	41.962	123.5	13.949	108.1		1:18.304		43	22.343	114.5	41.537	124.9	14.778			1:18.658		
21	22.289	114.1	41.510	124.5	13.977			1:17.776		44	22.693	113.1	41.834	124.9	14.039			1:18.566		
22	22.289	109.2	42.076	124.0	14.295			1:18.660		45	22.387	113.3	44.538	110.0	15.226			1:22.151		
23	22.179	110.9	42.500	124.0	13.838			1:18.517		46										

9 Peter Mallett (D2C)										Rover SD1 3500S										
lap	Sect-1	Speed	Sect-2	Speed	Sect-3	Speed	TopSpeed	laptime	pit	lap	Sect-1	Speed	Sect-2	Speed	Sect-3	Speed	Topspeed	laptime	pit	
1				113.0	17.151			1:38.117		14	24.841	95.0	46.855	109.3	15.623	95.1		1:27.319		
2	25.754	90.7	46.995	111.8	15.965			1:28.714		15	24.895	99.1	47.347	111.5	15.816	95.8		1:28.058		
3	24.728	100.9	47.722	110.6	16.026	96.5		1:28.476		16	24.501	102.0	47.530	109.1	15.884	94.7		1:27.915		
4	25.137	99.7	47.819	109.8	15.863	95.9		1:28.819		17	24.898	96.2	46.940	111.3	15.686			1:27.524		
5	25.132	97.7	46.815	109.0	16.133			1:28.080		18	24.642	99.6	47.007	109.8	15.887			1:27.536		
6	24.832	99.3	47.089	110.2	16.015			1:27.936		19	24.988	100.7	47.161	107.0	15.875	93.6		1:28.024		
7	24.728	96.6	46.716	110.6	15.663			1:27.107		20	24.773	99.1	47.551	110.6	16.338			1:28.662		
8	25.119	88.2	48.778	110.9	15.934			1:29.831		21	25.297	98.0	47.329	109.5	In			1:33.349 P		
9	25.577	92.5	47.263	109.3	15.759			1:28.599		22	Out	91.2	46.711	108.6	15.959			2:44.119 P		
10	24.447	103.8	47.606	109.5	16.160			1:28.213		23	24.852	98.7	46.512	109.3	15.950			1:27.314		
11	24.657	102.3	46.928	109.5	15.643			1:27.228		24	24.566	96.2	46.023	110.0	15.784	94.8		1:26.373		
12	24.714	97.7	47.371	109.7	16.389			1:28.474		25	24.570	101.5	46.716	108.3	16.162			1:27.448		
13	25.748	93.0	47.278	108.3	16.242			1:29.268		26										



Session Start: 13:34:20 - Finish: 14:34:35

Weather/Track Conditions: Cloud / Dry

Circuit: Donington Park National

Track Length: 3.185 Km - 1.9791 miles

Donington Historic Festival - 28 - 30 Apr 2017

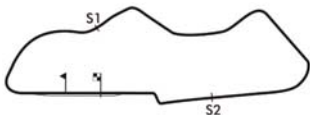
Historic Touring Car Challenge (HTCC) with Tony Dron Trophy

Race 6 - Sector Analysis

10 Mark Smith (T4B)									BMW M3 E30										
lap	Sect-1	Speed	Sect-2	Speed	Sect-3	Speed	TopSpeed	laptime	pit	lap	Sect-1	Speed	Sect-2	Speed	Sect-3	Speed	Topspeed	laptime	pit
1				120.5	14.628			1:26.106		12	23.195	110.6	41.096	122.9	14.448			1:18.739	
2	22.838	107.8	41.750	121.5	14.358			1:18.946		13	22.306	115.3	41.237	122.2	14.006			1:17.549	
3	22.625	108.5	42.310	123.1	14.405			1:19.340		14	22.432	115.1	41.320	122.0	13.943	106.9		1:17.695	
4	22.624	108.8	41.679	122.2	14.099			1:18.402		15	22.020	114.5	40.888	123.3	13.753	108.6		1:16.661	
5	22.485	110.0	41.273	122.6	13.936			1:17.694		16	23.480	98.7	42.133	123.5	14.543	104.6		1:20.156	
6	22.545	109.5	41.357	121.5	13.999	106.0		1:17.901		17	22.920	111.3	41.757	121.8	14.030			1:18.707	
7	22.493	110.6	41.003	122.9	13.835			1:17.331		18	22.950	99.6	42.580	120.7	14.689			1:20.219	
8	22.885	104.6	42.515	121.3	14.180	104.4		1:19.580		19	22.431	112.4	41.293	122.6	14.229			1:17.953	
9	22.465	115.5	42.194	122.0	13.936	105.9		1:18.595		20	22.683	112.2	42.490	121.3	13.936			1:19.109	
10	22.808	113.3	41.612	123.1	13.939			1:18.359		21	22.409	114.7	41.524	121.1	13.934	106.0		1:17.867	
11	22.918	108.3	41.010	123.8	14.092	101.6		1:18.020		22	22.199	116.0	42.247	116.5	14.547	99.8		1:18.993	

14 Paul Clayton (D2B)									Alfa Romeo GTV6										
lap	Sect-1	Speed	Sect-2	Speed	Sect-3	Speed	TopSpeed	laptime	pit	lap	Sect-1	Speed	Sect-2	Speed	Sect-3	Speed	Topspeed	laptime	pit
1				102.6	16.629	93.0		1:42.958		21	25.073	102.4	47.722	104.4	16.207	92.9		1:29.002	
2	25.826	95.9	48.791	105.7	16.170			1:30.787		22	25.781	94.6	47.927	105.4	16.677			1:30.385	
3	26.008	91.2	47.778	106.5	16.432	91.6		1:30.218		23	25.990	87.1	48.248	105.7	15.992			1:30.230	
4	26.280	91.5	49.375	105.7	16.389			1:32.044		24	25.974	90.4	48.428	105.9	15.786	93.1		1:30.188	
5	25.487	96.2	47.509	105.5	16.202	91.1		1:29.198		25	25.194	98.8	47.218	105.7	15.912			1:28.324	
6	25.025	100.3	47.003	104.2	16.266			1:28.294		26	25.316	99.7	51.037	104.1	16.125			1:32.478	
7	25.428	90.2	47.369	105.2	16.162			1:28.959		27	25.179	94.4	48.323	106.0	16.127			1:29.629	
8	25.196	101.3	47.377	105.4	16.013	92.7		1:28.586		28	25.408	94.4	48.307	105.4	15.993			1:29.708	
9	25.447	98.7	46.847	106.4	15.783			1:28.077		29	25.170	103.0	48.223	104.6	16.137	93.1		1:29.530	
10	25.228	100.0	46.865	106.4	15.958			1:28.051		30	25.369	95.6	48.843	104.9	16.555	92.9		1:30.767	
11	25.254	102.0	47.660	105.7	15.715	92.4		1:28.629		31	26.229	92.4	48.106	103.7	16.059	93.3		1:30.394	
12	24.949	105.1	46.856	105.9	16.394	93.3		1:28.199		32	25.636	97.4	48.822	106.2	15.809	93.4		1:30.267	
13	25.241	105.3	47.214	105.5	16.100	92.0		1:28.555		33	24.924	98.3	47.080	105.4	15.687			1:27.691	
14	25.475	97.8	47.762	105.0	16.545	92.7		1:29.782		34	25.107	101.6	47.294	104.4	15.965	94.0		1:28.366	
15	25.009	102.1	46.910	105.0	17.026			1:28.945		35	26.295	94.3	48.033	104.4	15.909			1:30.237	
16	25.300	103.5	47.033	105.4	In			1:33.407 P		36	25.309	96.6	47.129	106.2	16.139	94.2		1:28.577	
17	Out	98.1	47.318	105.7	17.140			2:49.399 P		37	25.658	100.0	47.558	106.2	15.673			1:28.889	
18	25.397	103.5	47.887	105.9	16.412			1:29.696		38	25.679	100.3	47.161	104.1	16.161			1:29.001	
19	25.443	98.8	47.861	105.4	16.350			1:29.654		39	25.149	99.4	47.356	105.0	15.921			1:28.426	
20	25.410	98.1	47.791	106.0	16.254	92.6		1:29.455		40	25.248	93.8	47.647	105.5	15.672	93.0		1:28.567	

15 Spiers-Merry (D2C)									Ford Capri										
lap	Sect-1	Speed	Sect-2	Speed	Sect-3	Speed	TopSpeed	laptime	pit	lap	Sect-1	Speed	Sect-2	Speed	Sect-3	Speed	Topspeed	laptime	pit
1				113.5	15.892	98.7		1:39.038		22	24.760	92.9	46.006	112.8	15.604			1:26.370	
2	25.693	89.6	48.041	113.5	15.311	97.4		1:29.045		23	24.399	105.3	46.896	112.6	15.658	96.5		1:26.953	
3	24.211	99.4	46.459	113.4	15.153	99.2		1:25.823		24	24.751	102.3	46.010	113.4	In			1:30.414 P	
4	24.629	98.7	45.716	113.2	15.813	98.4		1:26.158		25	Out	84.4	47.979	109.1	15.970	97.0		2:50.907 P	
5	24.134	100.3	46.204	114.3	15.898			1:26.236		26	25.739	88.2	47.890	111.8	15.545			1:29.174	
6	24.452	98.8	46.234	112.6	15.354	99.2		1:26.040		27	25.183	93.9	46.921	110.0	15.457	99.2		1:27.561	
7	24.341	101.5	45.958	111.8	15.610	99.6		1:25.909		28	24.566	93.9	46.509	112.6	15.709			1:26.784	
8	24.741	100.3	45.837	112.0	15.328			1:25.906		29	25.246	93.3	46.602	113.2	15.630			1:27.478	
9	24.066	102.9	47.269	111.8	15.419	98.6		1:26.754		30	24.726	95.8	46.753	113.5	16.498			1:27.977	
10	25.511	100.4	46.225	111.7	15.692			1:27.428		31	25.103	91.9	47.815	113.5	15.554			1:28.472	
11	25.270	102.6	47.275	112.4	16.879			1:29.424		32	24.549	93.4	47.222	113.2	15.404	101.1		1:27.175	
12	24.875	89.1	47.972	112.6	15.395			1:28.242		33	24.677	98.1	46.585	113.2	15.315	100.0		1:26.577	
13	24.412	101.2	45.922	110.7	15.476	100.2		1:25.810		34	25.085	90.7	49.270	111.3	15.674			1:30.029	
14	24.617	98.1	46.202	112.6	15.479			1:26.298		35	24.836	95.5	46.464	115.1	16.373	96.1		1:27.673	
15	24.440	97.4	46.310	111.7	15.848			1:26.598		36	25.083	90.4	47.075	112.4	15.843			1:28.001	
16	24.547	101.8	45.901	112.0	16.142			1:26.590		37	24.544	94.3	47.357	113.5	15.538	98.7		1:27.439	
17	24.906	95.1	46.862	110.9	16.347	99.0		1:28.115		38	24.757	96.6	46.837	114.3	16.142			1:27.736	
18	24.937	97.6	46.555	111.7	15.601	98.3		1:27.093		39	24.871	91.8	46.824	113.4	15.731	99.3		1:27.426	
19	24.733	99.3	46.617	111.8	16.161	99.2		1:27.511		40	24.649	97.1	46.595	112.2	15.541	98.6		1:26.785	
20	24.504	102.4	47.642	113.0	16.888	97.7		1:29.034		41	25.222	89.2	46.305	113.0	15.960	98.0		1:27.487	
21	25.759	79.8	48.184	112.6	15.574			1:29.517		42									



Session Start: 13:34:20 - Finish: 14:34:35

Weather/Track Conditions: Cloud / Dry

Circuit: Donington Park National

Track Length: 3.185 Km - 1.9791 miles

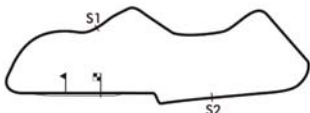
Donington Historic Festival - 28 - 30 Apr 2017

Historic Touring Car Challenge (HTCC) with Tony Dron Trophy

Race 6 - Sector Analysis

16 Steve Dance (T2C)									Ford Capri RS2600										
lap	Sect-1	Speed	Sect-2	Speed	Sect-3	Speed	TopSpeed	laptime	pit	lap	Sect-1	Speed	Sect-2	Speed	Sect-3	Speed	Topspeed	laptime	pit
1				117.3	15.041	107.4		1:24.740		24	22.669	112.6	42.804	120.9	14.415			1:19.888	
2	22.929	115.1	42.595	120.0	14.187	108.1		1:19.711		25	22.516	106.6	42.778	122.6	14.198			1:19.492	
3	22.702	112.2	42.773	120.5	14.668			1:20.143		26	23.078	112.2	42.193	121.5	14.185	107.4		1:19.456	
4	22.912	110.6	42.312	121.8	13.993			1:19.217		27	22.650	102.0	43.070	120.9	13.949	110.0		1:19.669	
5	22.725	110.9	42.330	120.7	14.173			1:19.228		28	22.360	113.0	41.983	121.5	13.915			1:18.258	
6	22.714	116.6	42.261	120.7	14.097			1:19.072		29	22.635	115.3	41.823	122.6	14.026	110.9		1:18.484	
7	22.559	115.5	41.958	120.7	14.401	106.5		1:18.918		30	22.543	112.8	42.611	121.8	14.253	106.5		1:19.407	
8	22.676	111.1	41.978	120.9	14.384			1:19.038		31	22.401	110.4	41.715	122.2	13.756	109.8		1:17.872	
9	22.653	103.0	42.007	121.3	14.132			1:18.792		32	22.284	113.0	41.395	123.1	14.550	106.4		1:18.229	
10	22.772	113.1	42.723	121.8	14.457			1:19.952		33	22.457	114.7	42.528	122.4	14.001			1:18.986	
11	22.718	109.2	42.279	122.2	14.343			1:19.340		34	22.483	115.1	42.001	123.5	14.305	107.2		1:18.789	
12	22.781	112.0	42.061	121.5	14.350	107.9		1:19.192		35	22.794	108.5	42.523	122.2	14.014			1:19.331	
13	22.667	106.9	42.461	121.1	13.946			1:19.074		36	22.223	112.6	42.339	122.0	13.949	109.1		1:18.511	
14	22.718	110.0	42.137	120.7	14.065			1:18.920		37	22.332	114.3	41.865	123.3	14.367	108.6		1:18.564	
15	22.712	114.1	42.172	120.2	14.277	108.3		1:19.161		38	22.378	117.2	42.209	122.2	14.271	109.3		1:18.858	
16	22.819	113.1	42.351	121.1	In			1:25.720	P	39	22.548	112.2	42.052	121.1	14.079			1:18.679	
17	Out	113.0	42.151	121.5	14.036			2:41.515	P	40	22.466	115.7	43.034	115.1	14.141	108.6		1:19.641	
18	22.544	113.5	42.602	120.9	14.260			1:19.406		41	22.541	115.5	42.109	121.5	14.434	105.2		1:19.084	
19	22.493	113.1	41.974	122.0	14.349			1:18.816		42	22.722	113.9	42.465	122.0	14.155			1:19.342	
20	22.540	109.7	42.449	122.2	14.109	107.4		1:19.098		43	22.687	113.7	42.303	120.9	14.255			1:19.245	
21	22.619	114.9	41.808	121.3	14.196	108.4		1:18.623		44	22.609	113.3	42.624	120.7	14.364	104.9		1:19.597	
22	22.671	106.4	43.298	122.2	14.559	107.0		1:20.528		45	22.863	112.8	42.521	121.3	14.192			1:19.576	
23	22.609	114.9	42.228	120.7	14.214			1:19.051		46									

21 Bryant-Bryant (D2D)									Chevrolet Camaro Z28										
lap	Sect-1	Speed	Sect-2	Speed	Sect-3	Speed	TopSpeed	laptime	pit	lap	Sect-1	Speed	Sect-2	Speed	Sect-3	Speed	Topspeed	laptime	pit
1				122.6	15.298	110.6		1:30.459		23	22.779	108.1	43.484	124.5	14.436	110.4		1:20.699	
2	23.915	96.7	44.469	116.7	15.428			1:23.812		24	22.621	108.1	43.022	125.6	14.562	109.5		1:20.205	
3	24.070	98.4	44.641	122.2	15.007			1:23.718		25	23.033	105.8	43.814	123.1	15.497	107.0		1:22.344	
4	23.961	99.4	43.903	122.2	15.176	109.3		1:23.040		26	22.950	109.3	43.383	115.9	15.019			1:21.352	
5	24.326	98.4	44.247	123.3	15.051			1:23.624		27	22.859	105.9	43.058	122.0	14.897	111.3		1:20.814	
6	24.765	94.4	44.408	123.8	15.135	110.2		1:24.308		28	23.415	102.3	45.141	121.8	15.705			1:24.261	
7	24.392	95.6	45.132	122.9	15.297	111.1		1:24.821		29	22.831	108.5	43.451	124.2	14.399	111.1		1:20.681	
8	23.995	95.9	44.169	123.3	15.184	110.7		1:23.348		30	22.796	109.2	43.550	120.9	14.595			1:20.941	
9	23.866	101.3	44.355	120.5	15.154	109.7		1:23.375		31	23.110	109.2	43.188	125.4	14.549	110.7		1:20.847	
10	24.359	96.9	43.990	122.0	15.139			1:23.488		32	22.955	107.3	42.899	124.9	14.412	110.7		1:20.266	
11	24.293	98.0	44.463	122.0	15.023	110.0		1:23.779		33	22.503	110.2	42.601	127.8	14.224	110.4		1:19.328	
12	24.278	99.0	44.283	120.0	15.280	110.4		1:23.841		34	23.006	106.4	43.234	123.3	14.522	109.3		1:20.762	
13	24.032	98.6	44.458	113.5	15.396			1:23.886		35	23.084	108.6	43.627	121.1	14.645			1:21.356	
14	24.514	97.3	44.882	120.7	15.374	109.8		1:24.770		36	23.269	106.4	43.664	121.1	14.715	108.8		1:21.648	
15	23.862	99.3	44.601	124.9	16.083			1:24.546		37	23.146	109.7	42.812	124.5	14.437			1:20.395	
16	24.254	93.9	44.972	109.5	In			1:30.419	P	38	24.129	104.8	43.069	116.5	15.193	110.6		1:22.391	
17		99.6	44.890	119.2	15.146	107.2		2:48.050	P	39	22.862	109.0	43.132	126.6	14.380			1:20.374	
18	23.210	105.8	44.127	106.9	15.149	109.3		1:22.486		40	22.854	110.0	43.680	124.2	14.562	110.6		1:21.096	
19	23.131	106.9	43.391	126.3	14.800			1:21.322		41	22.924	107.8	43.131	120.0	14.718	109.5		1:20.773	
20	23.117	98.7	43.886	127.3	16.038	107.7		1:23.041		42	22.817	110.2	43.068	122.4	15.549	102.3		1:21.434	
21	23.821	104.1	42.852	126.8	14.482			1:21.155		43	22.970	109.0	43.085	123.3	14.491	108.1		1:20.546	
22	22.739	107.6	43.105	126.1	14.471	110.9		1:20.315		44									



Session Start: 13:34:20 - Finish: 14:34:35

Weather/Track Conditions: Cloud / Dry

Circuit: Donington Park National

Track Length: 3.185 Km - 1.9791 miles

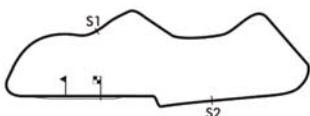
Donington Historic Festival - 28 - 30 Apr 2017

Historic Touring Car Challenge (HTCC) with Tony Dron Trophy

Race 6 - Sector Analysis

22 Dominik Roschmann (T2C)										BMW 3.0 CSL									
lap	Sect-1	Speed	Sect-2	Speed	Sect-3	Speed	TopSpeed	laptime	pit	lap	Sect-1	Speed	Sect-2	Speed	Sect-3	Speed	Topspeed	laptime	pit
1				116.7	14.684			1:29.034		24	22.491	107.4	42.539	119.8	14.207			1:19.237	
2	23.813	102.9	42.993	117.3	14.850			1:21.656		25	22.303	107.9	42.484	119.2	14.759	110.0		1:19.546	
3	22.748	107.8	43.629	117.7	15.108	109.0		1:21.485		26	22.871	97.3	42.276	119.6	14.198	108.1		1:19.345	
4	23.508	104.3	43.290	119.8	14.570			1:21.368		27	22.742	100.0	42.995	118.5	14.194			1:19.931	
5	23.232	102.1	43.255	120.7	14.409			1:20.896		28	22.154	106.4	42.337	119.8	14.402			1:18.893	
6	22.363	108.8	41.954	120.7	14.322	108.3		1:18.639		29	22.303	107.4	44.040	119.6	14.229	109.0		1:20.572	
7	22.448	106.6	42.048	120.5	14.395	109.0		1:18.891		30	22.420	110.4	42.994	119.6	14.199	108.4		1:19.613	
8	23.037	97.7	42.335	120.9	14.629			1:20.001		31	22.551	107.6	42.721	120.7	14.426			1:19.698	
9	22.270	108.3	41.838	119.8	14.615	106.9		1:18.723		32	22.893	102.9	42.674	120.5	14.426	107.7		1:19.993	
10	22.502	108.3	41.622	120.7	14.299			1:18.423		33	22.785	101.3	42.945	121.3	14.600			1:20.330	
11	22.331	109.7	42.014	120.9	13.966	108.1		1:18.311		34	23.042	112.2	42.102	120.7	14.691	106.5		1:19.835	
12	22.227	111.1	41.530	120.9	14.528			1:18.285		35	22.346	109.9	42.467	120.7	14.242	108.3		1:19.055	
13	22.066	107.3	41.691	120.9	14.135	107.7		1:17.892		36	22.408	109.5	42.132	119.8	14.191	108.4		1:18.731	
14	22.267	110.6	43.231	120.0	14.206	108.4		1:19.704		37	22.420	106.8	42.505	121.3	14.029	109.5		1:18.954	
15	22.417	109.9	42.324	120.0	14.052	109.7		1:18.793		38	22.641	107.6	42.420	120.0	14.489	109.3		1:19.550	
16	22.435	107.9	41.720	121.3	14.178			1:18.333		39	22.959	105.4	41.656	121.3	14.164	109.0		1:18.779	
17	22.471	106.9	42.267	120.9	14.165	109.5		1:18.903		40	22.300	110.0	42.389	120.2	14.216	109.8		1:18.905	
18	22.467	110.8	42.307	120.5	14.785			1:19.559		41	22.308	108.6	41.711	120.7	14.954			1:18.973	
19	22.666	108.8	42.172	119.8	In			1:24.045	P	42	22.468	105.8	42.663	121.5	14.220			1:19.351	
20		107.3	41.892	121.5	14.229			2:25.825	P	43	22.713	104.9	42.475	119.2	13.971	109.5		1:19.159	
21	22.316	107.4	43.060	120.5	14.140			1:19.516		44	22.327	107.9	42.121	122.0	14.187	109.7		1:18.635	
22	22.341	111.5	42.037	119.4	14.462	109.0		1:18.840		45	22.645	106.8	42.249	120.9	14.471	107.9		1:19.365	
23	22.270	110.4	42.138	120.0	14.192			1:18.600		46									

23 Mursall-Mursall (T2C)										BMW 3.0 CSL									
lap	Sect-1	Speed	Sect-2	Speed	Sect-3	Speed	TopSpeed	laptime	pit	lap	Sect-1	Speed	Sect-2	Speed	Sect-3	Speed	Topspeed	laptime	pit
1				113.0	15.590	101.6		1:48.627		22	24.224	103.3	47.350	113.2	15.234			1:26.808	
2	24.014	111.5	46.649	116.1	16.339			1:27.002		23	23.489	96.3	45.256	114.7	14.856	104.1		1:23.601	
3	24.684	90.2	47.475	109.8	16.196			1:28.355		24	23.398	108.5	44.563	115.7	14.884	103.0		1:22.845	
4	25.406	89.5	48.431	112.8	15.057	102.5		1:28.894		25	23.211	112.0	45.607	115.7	15.922	99.3		1:24.740	
5	23.894	100.9	50.712	111.5	15.562			1:30.168		26	23.509	109.2	45.954	113.5	14.936			1:24.399	
6	24.055	101.3	44.670	112.4	15.013	102.0		1:23.738		27	23.166	111.5	44.193	115.3	14.894	104.2		1:22.253	
7	23.921	105.4	44.873	114.1	15.210	102.0		1:24.004		28	23.746	107.4	43.434	116.5	14.593			1:21.773	
8	24.198	99.9	44.844	113.5	15.085			1:24.127		29	22.916	106.1	43.044	117.5	14.435	104.4		1:20.395	
9	23.277	112.0	43.927	114.7	14.563			1:21.767		30	22.900	108.8	47.722	116.1	14.219	104.4		1:24.841	
10	23.447	102.9	43.632	115.1	15.189			1:22.268		31	22.911	112.6	43.815	117.3	14.377			1:21.103	
11	23.434	109.7	43.612	115.1	14.942			1:21.988		32	23.033	107.9	45.060	113.0	14.432			1:22.525	
12	23.405	110.0	43.939	115.9	17.193	99.6		1:24.537		33	23.033	109.9	47.841	114.1	14.704	105.2		1:25.578	
13	23.488	105.9	43.783	113.9	14.663	102.6		1:21.934		34	24.469	104.6	46.710	115.3	15.290	102.3		1:26.469	
14	23.119	104.8	44.599	113.9	14.746	102.5		1:22.464		35	23.597	110.8	44.992	115.1	14.600	104.6		1:23.189	
15	23.522	104.3	44.609	115.7	14.513			1:22.644		36	23.810	110.9	44.112	116.1	15.048	104.4		1:22.970	
16	23.479	105.8	45.227	112.8	14.531	102.6		1:23.237		37	24.077	107.6	44.061	116.3	14.763	104.9		1:22.901	
17	23.240	106.6	44.720	113.7	14.805	102.0		1:22.765		38	23.145	111.1	44.434	115.5	14.982	104.2		1:22.561	
18	23.371	107.8	44.205	113.9	In			1:27.209	P	39	23.486	111.1	44.620	114.3	14.557			1:22.663	
19	Out	93.5	47.684	113.0	16.037	99.5		2:50.991	P	40	23.205	110.8	43.525	116.5	14.473			1:21.203	
20	23.955	110.9	47.412	112.0	15.770	101.3		1:27.137		41	23.117	109.5	45.606	116.5	14.595			1:23.318	
21	23.941	110.8	45.073	114.1	14.919	102.0		1:23.933		42	23.409	104.6	46.029	114.5	14.313	105.2		1:23.751	



Session Start: 13:34:20 - Finish: 14:34:35

Weather/Track Conditions: Cloud / Dry

Circuit: Donington Park National

Track Length: 3.185 Km - 1.9791 miles

Donington Historic Festival - 28 - 30 Apr 2017

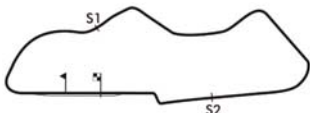
Historic Touring Car Challenge (HTCC) with Tony Dron Trophy

Race 6 - Sector Analysis

25 Ratcliff-Scarborough (D2C)										Ford Capri									
lap	Sect-1	Speed	Sect-2	Speed	Sect-3	Speed	TopSpeed	laptime	pit	lap	Sect-1	Speed	Sect-2	Speed	Sect-3	Speed	Topspeed	laptime	pit
1				106.4	15.865			1:36.532		15	25.336	99.4	47.887	101.4	16.050	89.9		1:29.273	
2	25.282	106.9	46.997	107.0	15.709			1:27.988		16	25.361	105.9	48.146	101.1	15.979			1:29.486	
3	24.718	107.1	46.625	106.7	15.499	93.6		1:26.842		17	25.811	103.8	48.431	98.2	In			1:34.856	P
4	24.725	109.9	46.297	107.4	16.110			1:27.132		18	Out	81.5	51.766	90.9	18.402			3:31.350	P
5	24.722	109.9	47.184	106.0	16.277			1:28.183		19	28.228	97.6	50.341	88.8	In			1:42.794	P
6	24.828	108.5	46.880	106.0	15.671			1:27.379		20	Out	91.0	48.635	106.5	16.357	93.9		19:17.931	P
7	24.722	109.0	47.376	106.7	15.317			1:27.415		21	26.447	87.4	48.120	106.4	16.227	94.6		1:30.794	
8	24.723	109.9	47.771	105.5	15.564	95.9		1:28.058		22	25.434	100.3	46.839	106.0	17.021	92.7		1:29.294	
9	24.492	111.1	46.295	107.6	15.460	94.4		1:26.247		23	25.505	102.3	47.059	106.2	16.148	93.6		1:28.712	
10	24.751	102.1	46.911	106.0	15.764			1:27.426		24	25.666	101.0	46.646	106.2	15.870			1:28.182	
11	24.649	108.1	47.097	106.5	15.286			1:27.032		25	25.635	98.7	46.856	105.7	17.219	92.6		1:29.710	
12	24.781	101.2	47.278	107.4	15.358	95.1		1:27.417		26	25.627	97.7	47.039	104.6	16.168	93.4		1:28.834	
13	24.594	109.3	46.444	105.5	15.287			1:26.325		27	25.641	96.0	47.136	104.9	15.984	92.4		1:28.761	
14	24.533	109.5	46.690	102.6	15.600	92.0		1:26.823		28	25.460	100.0	47.333	103.0	16.537			1:29.330	

27 Postins-Jackson (T3C)										Austin Rover									
lap	Sect-1	Speed	Sect-2	Speed	Sect-3	Speed	TopSpeed	laptime	pit	lap	Sect-1	Speed	Sect-2	Speed	Sect-3	Speed	Topspeed	laptime	pit
1				116.3	15.123	101.6		1:30.983		15	23.230	107.8	42.124	115.9	14.383			1:19.737	
2	23.642	100.4	41.746	117.9	14.767			1:20.155		16	23.026	110.0	42.060	116.9	14.572	102.8		1:19.658	
3	23.253	105.3	43.040	117.7	14.659	104.6		1:20.952		17	23.040	111.5	42.472	116.7	14.483			1:19.995	
4	22.861	113.1	42.068	115.9	14.218			1:19.147		18	23.532	110.9	41.945	117.3	14.381			1:19.858	
5	23.352	112.8	42.440	115.3	14.167			1:19.959		19	23.182	113.7	42.498	115.9	In			1:25.095	P
6	23.058	107.9	42.535	114.1	14.286			1:19.879		20	Out	104.1	44.141	112.2	14.584	102.8		2:44.147	P
7	23.396	109.3	42.239	115.5	14.474			1:20.109		21	23.107	111.8	42.468	115.5	14.109	103.1		1:19.684	
8	23.594	104.6	42.419	114.9	14.661			1:20.674		22	22.875	115.5	42.691	116.1	14.026			1:19.592	
9	22.977	113.1	41.766	117.3	14.458	105.4		1:19.201		23	22.713	113.5	42.052	117.5	13.893	104.4		1:18.658	
10	23.256	102.3	42.867	116.1	14.370			1:20.493		24	22.500	115.5	42.468	117.7	13.853	105.9		1:18.821	
11	23.220	108.1	42.733	112.2	14.584	102.5		1:20.537		25	22.453	114.9	42.306	115.3	14.987			1:19.746	
12	23.193	111.7	42.062	114.1	14.259	104.9		1:19.514		26	22.658	113.7	42.386	115.5	14.271	103.9		1:19.315	
13	23.005	106.6	42.508	115.3	14.428			1:19.941		27	23.043	112.8	42.238	118.5	14.292			1:19.573	
14	23.126	108.6	42.307	119.8	14.390	102.8		1:19.823		28	22.710	113.1	42.341	117.7	14.023	103.0		1:19.074	

29 Hart-Nutthall (T3B)										Renault 5 GT Turbo									
lap	Sect-1	Speed	Sect-2	Speed	Sect-3	Speed	TopSpeed	laptime	pit	lap	Sect-1	Speed	Sect-2	Speed	Sect-3	Speed	Topspeed	laptime	pit
1				108.6	16.819			1:35.197		20	23.947	107.4	44.189	111.7	15.675			1:23.811	
2	25.231	94.4	45.245	107.7	15.650	96.2		1:26.126		21	23.874	108.5	44.443	110.9	15.123			1:23.440	
3	25.163	95.8	46.971	107.6	15.811	97.7		1:27.945		22	24.238	109.7	43.830	111.3	14.774	98.6		1:22.842	
4	25.203	95.1	45.171	109.1	15.277			1:25.651		23	24.226	90.0	44.503	110.4	15.243			1:23.972	
5	24.488	95.2	45.488	108.6	15.021			1:24.997		24	23.922	103.7	44.257	111.1	15.402	95.0		1:23.581	
6	24.721	95.9	45.637	108.6	15.286	96.3		1:25.644		25	23.738	113.0	43.693	110.9	14.798			1:22.229	
7	24.649	95.5	45.375	106.9	15.291	97.0		1:25.315		26	23.973	103.8	44.917	111.8	15.122			1:24.012	
8	24.768	95.1	45.499	108.3	15.896			1:26.163		27	23.848	112.0	46.576	110.4	16.205	95.6		1:26.629	
9	25.160	95.0	45.919	107.9	15.278	96.2		1:26.357		28	23.729	115.8	43.886	112.2	14.893			1:22.508	
10	24.829	95.9	45.958	107.7	15.205	95.5		1:25.992		29	23.607	114.3	43.972	112.8	15.076	98.0		1:22.655	
11	25.259	95.9	45.543	111.5	15.219	97.7		1:26.021		30	23.548	113.9	43.897	112.8	15.453	97.4		1:22.898	
12	24.383	96.7	44.998	112.4	15.011	97.7		1:24.392		31	23.802	112.8	44.062	112.8	14.975	96.1		1:22.839	
13	24.132	94.8	46.042	110.9	15.134	98.3		1:25.308		32	23.928	110.8	43.906	112.4	14.937	96.9		1:22.771	
14	24.215	95.8	46.453	111.1	15.394			1:26.062		33	23.885	104.9	43.810	113.0	14.871			1:22.566	
15	25.014	92.8	45.451	111.3	15.159			1:25.624		34	23.599	115.7	44.547	112.0	15.178	95.5		1:23.324	
16	24.410	93.9	45.421	110.9	15.042	98.0		1:24.873		35	23.737	112.8	43.741	112.2	14.977	95.5		1:22.455	
17	24.649	94.3	45.405	111.5	15.364			1:25.418		36	24.160	113.3	43.809	112.8	14.951	100.2		1:22.920	
18	24.985	91.3	46.447	103.3	In			1:32.433	P	37	24.089	114.3	44.003	111.8	In			1:28.572	P
19	Out	98.6	45.840	111.1	15.645	96.7		3:12.294	P	38	Out	112.2	51.241	81.4	In			4:54.916	P



Session Start: 13:34:20 - Finish: 14:34:35

Weather/Track Conditions: Cloud / Dry

Circuit: Donington Park National

Track Length: 3.185 Km - 1.9791 miles

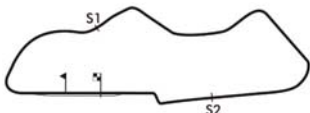
Donington Historic Festival - 28 - 30 Apr 2017

Historic Touring Car Challenge (HTCC) with Tony Dron Trophy

Race 6 - Sector Analysis

30 Galashan-Greaves (D2C)										Ford Capri									
lap	Sect-1	Speed	Sect-2	Speed	Sect-3	Speed	TopSpeed	laptime	pit	lap	Sect-1	Speed	Sect-2	Speed	Sect-3	Speed	Topspeed	laptime	pit
1				108.4	16.498	96.9		1:41.123		22	25.166	98.0	47.171	112.0	15.754			1:28.091	
2	25.768	91.5	47.609	113.0	15.978	98.0		1:29.355		23	25.471	98.0	46.325	113.2	15.798			1:27.594	
3	25.149	95.8	47.388	112.8	15.842	98.6		1:28.379		24	25.324	96.9	46.982	112.4	16.395	99.8		1:28.701	
4	24.957	100.4	46.972	113.4	16.154	98.4		1:28.083		25	25.205	92.6	46.275	114.7	15.638	99.3		1:27.118	
5	25.150	101.2	46.494	113.2	16.057			1:27.701		26	25.108	100.6	46.491	113.4	15.430	100.2		1:27.029	
6	24.961	99.9	46.393	113.5	16.236			1:27.590		27	25.095	97.7	46.508	113.9	15.526	100.9		1:27.129	
7	24.904	98.1	46.653	113.2	15.892			1:27.449		28	24.568	96.5	46.050	114.1	16.396			1:27.014	
8	26.073	89.1	46.975	113.9	15.956	98.0		1:29.004		29	24.327	99.9	46.333	114.1	15.445	100.8		1:26.105	
9	25.128	99.4	47.301	113.7	15.803			1:28.232		30	24.627	104.6	46.515	113.2	15.544			1:26.686	
10	25.506	93.3	47.583	113.5	15.961			1:29.050		31	25.293	90.0	46.465	113.9	15.417	99.9		1:27.175	
11	24.870	103.7	47.060	113.0	15.796			1:27.726		32	24.758	98.6	46.084	115.5	15.646	101.1		1:26.488	
12	24.799	103.0	46.870	110.7	16.392			1:28.061		33	24.312	102.1	46.233	113.9	15.838			1:26.383	
13	25.061	98.3	47.116	113.5	16.093	98.9		1:28.270		34	24.769	98.7	45.689	112.2	15.463			1:25.921	
14	25.269	100.2	46.374	111.7	16.337			1:27.980		35	24.573	101.0	45.769	113.4	15.933	98.9		1:26.275	
15	25.421	99.6	47.039	113.5	15.869	99.6		1:28.329		36	24.703	102.9	46.199	114.5	15.599			1:26.501	
16	25.787	91.5	47.607	109.5	16.058			1:29.452		37	24.875	97.1	49.228	114.3	15.544	97.7		1:29.647	
17	24.782	103.2	46.191	113.5	15.733	99.8		1:26.706		38	24.534	102.0	45.442	114.3	15.336	102.8		1:25.312	
18	24.831	102.3	46.779	113.5	15.991			1:27.601		39	24.691	101.5	44.922	112.4	15.546			1:25.159	
19	24.924	98.3	47.403	109.7	16.437	99.2		1:28.764		40	25.229	97.6	46.536	113.5	15.509			1:27.274	
20	25.088	97.8	46.300	113.0	In			1:32.397 P		41	24.947	97.0	45.378	115.1	15.519			1:25.844	
21	Out	90.3	47.917	110.7	16.050	97.4		3:00.479 P		42									

34 Swift-Watts (T3B)										MG Metro Turbo									
lap	Sect-1	Speed	Sect-2	Speed	Sect-3	Speed	TopSpeed	laptime	pit	lap	Sect-1	Speed	Sect-2	Speed	Sect-3	Speed	Topspeed	laptime	pit
1				116.3	16.169	98.6		1:38.562		20	22.813	113.3	42.074	115.9	13.900			1:18.787	
2	24.388	100.4	44.135	116.1	14.755	104.2		1:23.278		21	22.824	111.7	42.238	116.1	13.915			1:18.977	
3	23.572	99.4	42.932	116.7	14.419	103.4		1:20.923		22	22.702	113.1	42.325	115.1	13.912	104.1		1:18.939	
4	23.215	101.2	43.029	118.1	14.575			1:20.819		23	22.892	113.9	42.510	114.7	13.963	103.6		1:19.365	
5	23.442	101.8	43.370	116.5	14.663			1:21.475		24	22.810	111.8	42.641	116.7	14.305			1:19.756	
6	23.795	103.2	42.505	115.3	14.254			1:20.554		25	22.818	113.9	42.605	116.7	14.743	99.9		1:20.166	
7	23.373	99.3	42.342	115.3	14.274	103.4		1:19.989		26	22.841	111.1	42.626	114.9	14.070			1:19.537	
8	23.136	103.5	42.517	115.9	14.286			1:19.939		27	22.774	112.8	44.797	115.1	14.018	104.1		1:21.589	
9	23.207	101.6	43.498	85.9	16.741	92.7		1:23.446		28	22.971	114.5	43.035	115.1	14.489			1:20.495	
10	24.158	101.5	42.735	115.3	14.392			1:21.285		29	23.227	110.4	43.034	115.5	14.072	103.7		1:20.333	
11	23.209	100.6	42.914	116.1	14.430	102.8		1:20.553		30	23.089	109.9	42.453	116.5	13.969			1:19.511	
12	23.283	105.8	44.250	115.1	14.681			1:22.214		31	22.834	113.3	43.926	109.0	In			1:25.232 P	
13	23.366	106.8	43.183	114.3	14.527			1:21.076		32	Out	99.4	43.602	115.5	14.533			5:41.584 P	
14	23.464	99.9	44.431	112.0	In			1:28.307 P		33	23.353	110.0	42.136	116.7	14.015			1:19.504	
15	Out	94.3	45.068	113.9	15.475			3:58.385 P		34	23.182	112.8	42.469	116.3	13.982	104.4		1:19.633	
16	24.202	100.4	45.023	97.2	In			1:28.878 P		35	22.778	112.2	42.943	116.3	14.208			1:19.929	
17	Out	104.3	43.315	114.9	14.473			1:55.275 P		36	23.038	106.4	44.390	114.1	14.884			1:22.312	
18	22.983	107.4	42.336	115.7	14.652			1:19.971		37	23.355	108.8	1:19.573	27.3	In			2:23.947 P	
19	22.946	111.7	42.446	114.9	13.929			1:19.321		38									



Session Start: 13:34:20 - Finish: 14:34:35

Weather/Track Conditions: Cloud / Dry

Circuit: Donington Park National

Track Length: 3.185 Km - 1.9791 miles

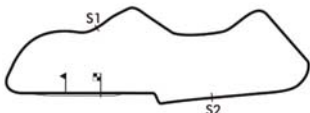
Donington Historic Festival - 28 - 30 Apr 2017

Historic Touring Car Challenge (HTCC) with Tony Dron Trophy

Race 6 - Sector Analysis

41 Hanson-Pochciol (D2C)										Ford Capri										
lap	Sect-1	Speed	Sect-2	Speed	Sect-3	Speed	TopSpeed	laptime	pit	lap	Sect-1	Speed	Sect-2	Speed	Sect-3	Speed	Topspeed	laptime	pit	
1				111.1	16.250	92.1		1:34.797		21	24.171	106.8	46.037	108.1	In			1:29.168	P	
2	24.669	105.3	46.440	108.1	15.651		1:26.760			22	Out	77.5	54.584	100.2	17.834	90.0		3:10.110	P	
3	25.080	94.7	46.041	108.4	15.239		1:26.360			23	29.409	80.7	53.627	103.3	17.218	90.4		1:40.254		
4	24.284	107.1	45.208	109.7	15.156	97.9	1:24.648			24	28.123	81.1	52.145	105.4	17.057			1:37.325		
5	24.125	108.3	44.934	109.3	15.063		1:24.122			25	28.336	79.8	51.735	103.3	17.076	95.0		1:37.147		
6	24.115	109.9	45.143	109.3	16.329		1:25.587			26	28.425	79.3	53.082	103.4	17.271	93.0		1:38.778		
7	24.476	100.9	45.307	109.5	15.386	97.0	1:25.169			27	28.169	80.6	53.392	103.6	17.527	93.0		1:39.088		
8	24.158	104.0	45.117	109.3	15.358		1:24.633			28	27.960	82.0	52.946	96.2	17.596	90.4		1:38.502		
9	24.211	108.1	45.468	109.1	15.248		1:24.927			29	27.887	82.3	52.888	102.3	17.358			1:38.133		
10	24.333	106.9	45.888	108.4	15.199	97.3	1:25.420			30	27.950	80.6	52.324	105.4	16.883			1:37.157		
11	24.247	105.3	47.458	108.4	15.989	95.9	1:27.694			31	27.959	81.5	51.337	105.4	16.889			1:36.185		
12	24.174	106.6	45.206	108.8	15.381		1:24.761			32	27.784	81.1	51.697	104.4	16.833	93.3		1:36.314		
13	24.823	104.5	45.397	108.6	15.340	97.7	1:25.560			33	27.344	84.6	51.874	104.9	16.392			1:35.610		
14	24.416	104.8	45.671	109.8	15.223	97.2	1:25.310			34	27.045	83.3	51.622	103.7	17.201			1:35.868		
15	24.143	106.6	45.429	109.0	15.486		1:25.058			35	27.069	83.0	51.972	100.6	16.684			1:35.725		
16	24.718	107.8	46.214	108.8	15.265		1:26.197			36	27.355	83.7	50.237	107.0	18.215	90.4		1:35.807		
17	24.134	107.4	45.014	108.8	15.474		1:24.622			37	28.058	84.0	51.405	104.6	16.554			1:36.017		
18	24.177	107.4	45.172	109.1	15.373		1:24.722			38	27.995	79.5	51.122	105.2	17.146			1:36.263		
19	24.197	108.3	45.583	108.1	15.297		1:25.077			39	27.821	82.0	51.049	103.4	17.051	92.5		1:35.921		
20	24.445	105.6	45.443	110.2	15.913		1:25.801			40										

43 Snowdon-Guest (GT6)										Alfa Romeo GTV6										
lap	Sect-1	Speed	Sect-2	Speed	Sect-3	Speed	TopSpeed	laptime	pit	lap	Sect-1	Speed	Sect-2	Speed	Sect-3	Speed	Topspeed	laptime	pit	
1				107.4	16.015			1:35.737		22	24.772	100.3	46.524	107.2	15.719			1:27.015		
2	25.118	97.4	46.411	108.3	16.027			1:27.556		23	25.518	89.7	47.789	107.0	15.420	95.0		1:28.727		
3	24.838	100.6	45.440	110.0	15.398	94.6	1:25.676			24	24.960	103.3	47.285	107.7	15.626	93.8		1:27.871		
4	24.308	105.6	44.822	108.6	14.945	96.9	1:24.075			25	24.652	99.4	46.844	106.7	15.641	93.6		1:27.137		
5	24.303	105.3	44.849	108.8	14.882		1:24.034			26	24.920	101.5	46.181	107.9	15.687	94.3		1:26.788		
6	24.208	107.1	44.884	108.3	15.530	93.3	1:24.622			27	25.235	100.9	46.358	106.7	15.700			1:27.293		
7	24.557	101.0	44.969	107.9	14.844		1:24.370			28	24.911	102.6	46.150	107.4	15.592			1:26.653		
8	24.348	102.7	45.113	107.6	14.825		1:24.286			29	24.578	101.8	46.263	107.7	15.963	93.5		1:26.804		
9	24.522	106.1	45.122	107.2	14.957	94.7	1:24.601			30	24.647	104.3	46.337	107.9	15.770	94.6		1:26.754		
10	24.717	104.0	44.806	107.7	14.935		1:24.458			31	24.977	101.0	46.936	108.8	16.371	93.6		1:28.284		
11	24.510	104.8	45.382	107.7	15.209		1:25.101			32	25.155	92.3	46.760	108.3	15.527			1:27.442		
12	24.577	102.4	45.536	108.4	15.138		1:25.251			33	24.677	101.6	47.639	108.4	15.324	95.4		1:27.640		
13	24.597	100.7	45.598	106.5	15.152		1:25.347			34	24.368	98.0	46.053	107.9	15.329	95.2		1:25.750		
14	24.538	107.3	45.560	106.4	15.417		1:25.515			35	24.541	104.1	45.665	108.8	15.506	94.8		1:25.712		
15	25.518	105.1	45.581	107.6	15.179	96.2	1:26.278			36	24.810	99.7	46.056	106.9	15.292			1:26.158		
16	25.213	102.6	46.040	108.4	15.363		1:26.616			37	24.591	100.9	45.655	107.9	15.502	95.2		1:25.748		
17	24.423	102.0	45.807	106.9	In		1:36.744	P		38	24.981	104.0	46.632	107.9	15.483			1:27.096		
18	Out	93.7	47.362	104.1	15.879		3:00.121	P		39	24.642	100.0	46.128	105.2	15.606			1:26.376		
19	25.311	98.7	47.233	104.1	15.805	94.0	1:28.349			40	24.869	100.7	46.704	103.4	15.546	94.8		1:27.119		
20	25.625	97.8	46.520	107.4	15.928		1:28.073			41	24.736	103.2	46.230	106.5	15.651			1:26.617		
21	25.672	94.1	46.354	107.9	15.356	94.3	1:27.382			42										



Session Start: 13:34:20 - Finish: 14:34:35

Weather/Track Conditions: Cloud / Dry

Circuit: Donington Park National

Track Length: 3.185 Km - 1.9791 miles

Donington Historic Festival - 28 - 30 Apr 2017

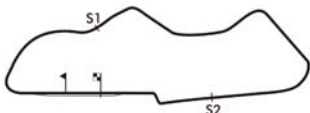
Historic Touring Car Challenge (HTCC) with Tony Dron Trophy

Race 6 - Sector Analysis

48 Robin Benn (T2C)										Ford Capri									
lap	Sect-1	Speed	Sect-2	Speed	Sect-3	Speed	TopSpeed	laptime	pit	lap	Sect-1	Speed	Sect-2	Speed	Sect-3	Speed	Topspeed	laptime	pit
1				107.4	16.903	94.6		1:42.631		21	24.704	105.1	48.254	108.8	17.756	88.5		1:30.714	
2	25.537	98.3	48.007	110.7	16.621	92.1		1:30.165		22	24.726	106.6	46.649	110.6	16.171	92.5		1:27.546	
3	25.142	111.5	48.332	109.8	16.664			1:30.138		23	25.144	94.6	48.380	109.1	16.879			1:30.403	
4	25.409	98.4	47.039	109.0	16.109			1:28.557		24	25.245	99.6	47.540	108.8	16.990	89.5		1:29.775	
5	24.815	106.4	49.064	106.0	16.604	89.8		1:30.483		25	25.031	103.3	46.680	107.0	16.013	94.2		1:27.724	
6	25.630	104.6	47.016	108.4	15.845	93.8		1:28.491		26	25.471	92.3	49.841	107.0	17.656			1:32.968	
7	24.823	104.1	46.577	108.4	15.722			1:27.122		27	24.553	104.3	46.468	108.3	16.103			1:27.124	
8	25.157	98.4	47.635	109.5	16.874			1:29.666		28	25.204	94.2	48.740	109.0	16.598			1:30.542	
9	25.456	105.3	48.144	109.7	15.482			1:29.082		29	25.099	103.7	46.813	109.3	16.015			1:27.927	
10	24.829	106.9	46.642	108.4	16.058	92.9		1:27.529		30	25.503	87.3	48.313	108.4	16.306			1:30.122	
11	24.608	107.8	46.045	108.3	15.833	95.0		1:26.486		31	24.847	105.4	49.339	109.1	16.214	93.5		1:30.400	
12	24.862	107.3	47.791	105.5	16.140	93.0		1:28.793		32	24.663	108.1	47.078	107.7	16.065	93.3		1:27.806	
13	24.875	107.4	47.743	108.1	15.987			1:28.605		33	25.439	100.0	47.922	108.1	16.117	94.7		1:29.478	
14	25.090	105.3	47.112	108.1	15.718			1:27.920		34	24.942	103.3	48.042	109.8	16.197			1:29.181	
15	24.883	104.8	46.848	108.6	16.055	93.4		1:27.786		35	25.383	104.5	46.931	109.3	16.400	94.0		1:28.714	
16	24.911	103.0	46.522	108.4	15.930	94.6		1:27.363		36	25.005	104.8	46.979	109.7	15.815	94.8		1:27.799	
17	24.728	108.8	46.585	108.1	24.432	91.2		1:35.745		37	25.185	104.5	46.988	108.3	16.243			1:28.416	
18	25.535	105.3	47.600	108.3	In			1:38.371	P	38	25.306	107.1	47.255	106.2	16.634	91.2		1:29.195	
19	Out	102.7	46.632	108.6	15.956	94.4		2:50.855	P	39	25.487	100.7	48.428	108.3	16.281			1:30.196	
20	24.730	108.5	46.982	109.1	16.250	94.4		1:27.962		40	25.944	80.6	48.530	103.9	16.189			1:30.663	

51 Luck-Hyett (T2B)										BMW 2002 Ti									
lap	Sect-1	Speed	Sect-2	Speed	Sect-3	Speed	TopSpeed	laptime	pit	lap	Sect-1	Speed	Sect-2	Speed	Sect-3	Speed	Topspeed	laptime	pit
1				112.6	14.980			1:32.846		23	23.478	104.9	44.202	113.5	14.657	100.2		1:22.337	
2	24.189	104.5	44.359	112.2	14.768			1:23.316		24	23.108	110.2	44.213	112.6	In			1:26.854	P
3	23.597	103.2	44.236	113.2	14.847	100.0		1:22.680		25		100.2	45.664	111.5	15.990			2:52.421	P
4	23.579	105.4	44.087	115.5	15.095			1:22.761		26	24.493	109.9	45.252	102.2	16.423			1:26.168	
5	23.990	102.1	44.837	112.2	15.024			1:23.851		27	24.386	106.3	45.079	110.6	15.615			1:25.080	
6	24.162	97.7	46.210	111.7	14.938	101.4		1:25.310		28	24.328	106.8	44.689	110.2	15.376			1:24.393	
7	23.649	105.4	45.287	109.5	15.587			1:24.523		29	24.246	107.1	44.669	110.6	15.323	99.0		1:24.238	
8	23.462	104.0	43.991	111.7	15.483			1:22.936		30	24.360	95.8	44.876	110.0	15.905	97.4		1:25.141	
9	23.398	107.1	45.381	112.8	14.572			1:23.351		31	24.120	111.7	46.972	97.4	16.152	95.5		1:27.244	
10	23.713	98.3	44.511	113.4	14.874	99.8		1:23.098		32	24.360	106.4	44.408	109.8	15.147	97.6		1:23.915	
11	23.798	100.6	43.510	113.4	14.345			1:21.653		33	24.569	102.6	44.546	108.6	14.981	96.1		1:24.096	
12	23.264	110.2	43.563	111.3	14.483			1:21.310		34	24.022	105.8	43.800	113.2	15.665			1:23.487	
13	23.127	109.0	44.035	109.3	14.783	99.0		1:21.945		35	24.138	108.1	43.899	109.5	15.095			1:23.132	
14	23.923	99.4	43.952	112.0	15.195			1:23.070		36	24.456	105.3	45.713	111.3	14.901	98.3		1:25.070	
15	23.761	106.1	44.497	112.8	14.792	100.3		1:23.050		37	24.318	108.3	43.791	109.7	14.947	99.5		1:23.056	
16	23.310	110.4	43.805	112.0	14.664	99.8		1:21.779		38	24.094	112.6	43.826	110.7	14.930			1:22.850	
17	23.637	107.9	44.192	110.9	14.986			1:22.815		39	23.972	106.6	44.882	108.4	15.138	97.4		1:23.992	
18	23.355	109.2	43.757	109.8	14.785	99.5		1:21.897		40	23.975	113.1	43.903	110.9	14.906	96.9		1:22.784	
19	23.396	109.7	43.570	112.6	14.543			1:21.509		41	23.769	112.4	43.743	109.8	14.901			1:22.413	
20	23.326	105.6	43.653	110.4	15.004			1:21.983		42	24.085	110.0	43.610	111.1	15.110			1:22.805	
21	23.962	107.1	43.968	112.8	14.480	100.0		1:22.410		43	24.296	107.6	43.892	109.8	16.015			1:24.203	
22	23.520	111.1	43.322	113.2	14.646	100.6		1:21.488		44									

66 Whale-Whale (T4B)										BMW M3 E30									
lap	Sect-1	Speed	Sect-2	Speed	Sect-3	Speed	TopSpeed	laptime	pit	lap	Sect-1	Speed	Sect-2	Speed	Sect-3	Speed	Topspeed	laptime	pit



Session Start: 13:34:20 - Finish: 14:34:35

Weather/Track Conditions: Cloud / Dry

Circuit: Donington Park National

Track Length: 3.185 Km - 1.9791 miles

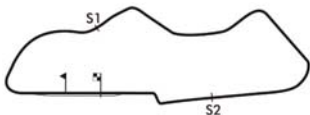
Donington Historic Festival - 28 - 30 Apr 2017

Historic Touring Car Challenge (HTCC) with Tony Dron Trophy

Race 6 - Sector Analysis

68 David Tomlin (T2B)										Ford RS 1800									
lap	Sect-1	Speed	Sect-2	Speed	Sect-3	Speed	TopSpeed	laptime	pit	lap	Sect-1	Speed	Sect-2	Speed	Sect-3	Speed	Topspeed	laptime	pit
1				119.6	15.165			1:27.605		24	23.172	98.6	43.617	116.3	In			1:26.280	P
2	23.376	105.6	42.781	119.0	14.840			1:20.997		25	Out	98.4	42.645	119.6	14.344			2:31.143	P
3	22.850	102.3	42.407	120.0	14.512	104.4		1:19.769		26	22.854	102.4	42.146	119.6	14.101			1:19.101	
4	22.897	103.3	42.183	120.0	14.247	104.9		1:19.327		27	22.574	97.3	42.460	119.8	14.043	106.9		1:19.077	
5	22.529	107.9	41.912	119.8	14.039	106.4		1:18.480		28	22.345	106.4	42.021	120.5	14.263			1:18.629	
6	22.310	104.9	41.904	120.2	14.218			1:18.432		29	22.444	111.5	41.816	119.2	14.070			1:18.330	
7	22.577	101.0	41.891	119.8	14.189			1:18.657		30	22.590	110.2	42.767	120.2	14.012			1:19.369	
8	22.406	106.6	42.645	122.0	14.482			1:19.533		31	22.216	109.9	41.519	120.5	13.800			1:17.535	
9	22.621	106.1	42.756	119.8	13.928			1:19.305		32	22.401	107.4	41.345	120.2	13.811			1:17.557	
10	22.500	105.4	44.891	118.1	14.065	106.2		1:21.456		33	22.436	106.6	41.541	121.8	13.973			1:17.950	
11	22.416	105.4	41.899	120.9	14.780	105.7		1:19.095		34	22.755	103.8	42.892	122.6	14.988			1:20.635	
12	22.589	105.4	44.281	119.6	14.189			1:21.059		35	23.630	110.0	41.882	122.4	14.329			1:19.841	
13	22.573	103.7	42.081	120.5	14.109	105.4		1:18.763		36	22.232	99.9	42.340	120.5	13.978			1:18.550	
14	22.578	103.3	42.475	119.6	14.183			1:19.236		37	22.234	111.1	41.538	120.7	13.944	106.2		1:17.716	
15	22.644	108.1	41.810	120.5	14.499			1:18.953		38	22.304	105.3	41.676	123.3	14.259			1:18.239	
16	22.673	104.8	42.443	118.5	14.057			1:19.173		39	22.641	109.9	41.598	119.0	13.846			1:18.085	
17	22.703	106.9	42.195	119.4	14.165			1:19.063		40	22.253	107.3	43.665	121.5	14.236			1:20.154	
18	22.491	107.8	42.287	119.8	14.383	105.7		1:19.161		41	22.220	107.3	41.590	123.1	14.300			1:18.110	
19	22.996	103.8	42.110	120.5	14.211	105.9		1:19.317		42	22.523	108.6	42.502	120.7	14.499	103.9		1:19.524	
20	22.462	105.8	42.636	120.0	14.539	104.2		1:19.637		43	22.707	102.7	41.897	119.2	14.075	105.9		1:18.679	
21	22.634	109.5	42.029	120.5	14.022	106.4		1:18.685		44	22.260	107.8	41.977	122.4	14.672	104.7		1:18.909	
22	22.448	106.9	42.026	120.0	14.179	106.5		1:18.653		45	22.631	106.9	42.188	119.4	14.067	105.0		1:18.886	
23	24.704	82.5	44.347	118.8	15.563			1:24.614		46									

75 Eric Mestdagh (T2C)										BMW CSL 3.0									
lap	Sect-1	Speed	Sect-2	Speed	Sect-3	Speed	TopSpeed	laptime	pit	lap	Sect-1	Speed	Sect-2	Speed	Sect-3	Speed	Topspeed	laptime	pit
1				117.9	14.723			1:28.741		24	22.334	113.5	41.792	122.6	14.618			1:18.744	
2	23.714	101.6	43.235	115.5	14.904	105.9		1:21.853		25	22.684	110.4	41.447	124.2	14.480			1:18.611	
3	23.563	108.5	44.442	121.8	14.695	106.7		1:22.700		26	22.678	113.0	42.485	121.8	14.438	102.5		1:19.601	
4	22.983	106.9	43.253	122.4	14.902			1:21.138		27	22.549	109.9	42.332	122.6	13.860			1:18.741	
5	22.897	104.0	43.307	122.0	14.590	107.6		1:20.794		28	23.133	100.6	42.577	121.8	13.926			1:19.636	
6	22.848	107.4	42.819	121.1	14.139	106.0		1:19.806		29	22.999	87.3	43.481	119.8	14.135			1:20.615	
7	22.388	107.8	42.355	121.5	13.965	105.4		1:18.708		30	22.564	110.2	42.075	120.7	14.490	102.8		1:19.129	
8	22.521	108.8	41.833	123.5	14.391			1:18.745		31	24.177	101.5	42.467	122.0	15.182	102.5		1:21.826	
9	22.869	105.3	41.889	124.2	14.361			1:19.119		32	22.806	107.8	42.322	120.7	13.848			1:18.976	
10	23.088	100.2	43.680	121.3	14.074	104.1		1:20.842		33	22.575	110.2	42.156	120.5	13.730	105.4		1:18.461	
11	22.645	105.1	42.631	119.8	15.276	103.4		1:20.552		34	22.156	113.9	42.419	122.0	14.093			1:18.668	
12	23.250	106.8	41.918	122.0	14.015			1:19.183		35	22.530	106.1	42.416	120.7	14.361	103.0		1:19.307	
13	23.069	101.3	42.786	120.9	14.244			1:20.099		36	23.122	104.0	43.430	120.0	14.058	103.7		1:20.610	
14	22.763	108.1	42.207	122.2	14.583			1:19.553		37	22.532	105.9	42.666	119.6	14.399			1:19.597	
15	23.216	104.8	41.826	122.9	14.686			1:19.728		38	22.784	106.6	43.140	119.8	14.071			1:19.995	
16	23.104	105.1	42.117	122.0	14.232			1:19.453		39	22.800	105.8	43.763	116.7	14.413	103.7		1:20.976	
17	23.180	107.4	42.758	121.5	14.294			1:20.232		40	22.709	104.0	42.388	119.8	14.341	104.1		1:19.438	
18	23.486	102.3	41.683	120.5	14.568			1:19.737		41	22.983	104.3	42.029	120.0	14.503			1:19.515	
19	23.284	106.9	42.035	123.8	14.416	102.3		1:19.735		42	22.801	114.7	43.087	118.3	14.559			1:20.447	
20	22.722	109.9	42.915	121.3	14.454	105.0		1:20.091		43	22.771	112.2	41.888	121.1	14.241			1:18.900	
21	22.601	110.4	41.836	123.3	13.991	105.4		1:18.428		44	22.887	104.6	42.461	119.6	14.330	103.1		1:19.678	
22	22.727	107.9	42.583	121.8	In			1:26.587	P	45	22.751	112.2	41.992	120.7	14.354			1:19.097	
23	Out	109.0	42.250	122.4	13.818	108.3		2:41.326	P	46									



Session Start: 13:34:20 - Finish: 14:34:35

Weather/Track Conditions: Cloud / Dry

Circuit: Donington Park National

Track Length: 3.185 Km - 1.9791 miles

Donington Historic Festival - 28 - 30 Apr 2017

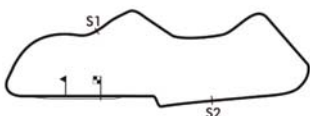
Historic Touring Car Challenge (HTCC) with Tony Dron Trophy

Race 6 - Sector Analysis

82 Peter Hallford (T2C)									Ford Boss Mustang										
lap	Sect-1	Speed	Sect-2	Speed	Sect-3	Speed	TopSpeed	laptime	pit	lap	Sect-1	Speed	Sect-2	Speed	Sect-3	Speed	Topspeed	laptime	pit
1				121.3	16.457			1:35.534		23	23.958	104.0	43.079	126.1	15.137			1:22.174	
2	25.085	94.8	44.591	126.3	14.940	109.3		1:24.616		24	22.924	106.6	44.691	126.1	15.667	106.2		1:23.282	
3	23.391	105.3	42.832	125.2	14.893	109.8		1:21.116		25	23.265	105.6	43.657	124.5	15.246	109.1		1:22.168	
4	23.367	103.8	43.512	125.4	14.971			1:21.850		26	24.789	104.6	43.698	124.9	In			1:29.395	P
5	23.372	105.6	44.516	121.1	15.085			1:22.973		27	Out	98.3	45.845	123.1	15.259	106.9		2:51.243	P
6	23.821	99.7	45.058	123.8	14.891			1:23.770		28	23.630	103.7	45.270	126.8	15.832			1:24.732	
7	23.759	97.4	44.457	126.6	14.886	109.3		1:23.102		29	23.385	109.3	43.431	124.5	15.056	109.5		1:21.872	
8	22.893	108.8	42.594	126.3	14.908			1:20.395		30	22.988	115.7	43.073	120.9	15.269	108.3		1:21.330	
9	23.276	101.8	43.433	124.5	14.943	109.5		1:21.652		31	23.654	102.7	43.521	126.1	14.788			1:21.963	
10	23.315	100.2	43.124	123.3	15.078			1:21.517		32	23.088	111.8	43.058	125.2	15.066	108.8		1:21.212	
11	23.305	105.8	42.740	122.6	15.335			1:21.380		33	22.958	106.9	43.070	126.8	15.024	109.0		1:21.052	
12	23.062	108.6	42.997	124.0	15.749	106.5		1:21.808		34	23.690	101.6	43.012	126.3	14.983			1:21.685	
13	23.526	106.1	43.575	122.0	15.301	110.2		1:22.402		35	23.129	111.3	43.353	123.8	15.425			1:21.907	
14	23.238	108.5	44.364	126.1	15.423			1:23.025		36	23.663	107.3	43.136	121.5	15.444			1:22.243	
15	24.107	108.5	42.837	119.4	15.776			1:22.720		37	23.953	90.3	44.897	120.7	15.400	107.7		1:24.250	
16	23.738	102.4	45.243	126.1	15.185	109.1		1:24.166		38	23.881	101.0	44.740	122.0	15.640	107.4		1:24.261	
17	23.301	105.6	43.180	124.2	15.614	107.9		1:22.095		39	23.214	107.9	44.461	119.4	15.003			1:22.678	
18	23.684	105.3	44.317	125.6	15.008	109.1		1:23.009		40	23.165	109.0	43.721	120.2	15.168	110.6		1:22.054	
19	23.141	111.5	44.145	123.8	15.338			1:22.624		41	23.147	112.8	43.745	119.8	15.627			1:22.519	
20	23.542	104.8	43.878	122.2	15.604			1:23.024		42	23.111	107.6	43.654	126.1	15.208			1:21.973	
21	23.368	105.1	43.641	125.9	15.117			1:22.126		43	24.319	106.1	43.432	122.4	15.641			1:23.392	
22	23.708	105.4	43.725	119.6	15.818	107.9		1:23.251		44									

84 Steve Jones (T4B)									BMW M3										
lap	Sect-1	Speed	Sect-2	Speed	Sect-3	Speed	TopSpeed	laptime	pit	lap	Sect-1	Speed	Sect-2	Speed	Sect-3	Speed	Topspeed	laptime	pit
1				116.3	16.582	97.9		1:38.857		2									

94 Bechtolsheimer-Harrison (T3B)									MG Metro Turbo										
lap	Sect-1	Speed	Sect-2	Speed	Sect-3	Speed	TopSpeed	laptime	pit	lap	Sect-1	Speed	Sect-2	Speed	Sect-3	Speed	Topspeed	laptime	pit
1				110.0	15.621	100.0		1:39.281		14	23.635	102.3	44.607	113.9	14.646			1:22.888	
2	24.237	93.0	44.979	114.5	15.360			1:24.576		15	23.573	106.3	44.793	111.8	15.209	99.8		1:23.575	
3	23.858	100.6	45.452	113.2	14.923			1:24.233		16	24.292	100.7	43.448	114.5	15.091			1:22.831	
4	23.459	113.0	43.406	115.9	14.786			1:21.651		17	23.540	102.0	42.968	114.3	14.827			1:21.335	
5	23.457	110.6	42.973	116.3	14.589			1:21.019		18	23.309	104.1	44.214	114.9	14.760	101.9		1:22.283	
6	23.291	108.1	42.796	116.5	14.929			1:21.016		19	23.413	104.0	43.095	114.3	14.455	101.4		1:20.963	
7	23.281	100.9	44.688	116.3	16.959			1:24.928		20	23.116	109.3	43.147	113.5	14.840			1:21.103	
8	23.222	104.0	43.114	116.5	16.058			1:22.394		21	23.314	105.4	44.108	114.3	16.496			1:23.918	
9	23.507	106.8	43.326	117.1	14.993			1:21.826		22	23.661	103.7	43.602	113.9	In			1:27.212	P
10	24.152	97.4	44.316	114.9	14.994			1:23.462		23	Out	104.5	42.759	114.7	14.487			2:43.042	P
11	23.493	105.3	42.897	114.9	14.682			1:21.072		24	23.454	94.3	43.861	114.3	15.827			1:23.142	
12	23.532	106.3	42.762	115.1	14.735			1:21.029		25	33.725	68.9	1:08.007	54.3	In			2:07.033	P
13	23.476	100.7	48.635	96.9	15.249	101.3		1:27.360		26									



Session Start: 13:34:20 - Finish: 14:34:35

Weather/Track Conditions: Cloud / Dry

Circuit: Donington Park National

Track Length: 3.185 Km - 1.9791 miles

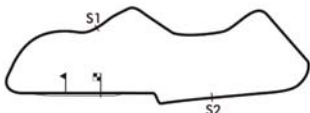
Donington Historic Festival - 28 - 30 Apr 2017

Historic Touring Car Challenge (HTCC) with Tony Dron Trophy

Race 6 - Sector Analysis

123 Wood-Morgan (T2C)										Ford Capri									
lap	Sect-1	Speed	Sect-2	Speed	Sect-3	Speed	TopSpeed	laptime	pit	lap	Sect-1	Speed	Sect-2	Speed	Sect-3	Speed	Topspeed	laptime	pit
1				116.7	15.115	104.1		1:28.137		23	22.788	106.1	44.266	116.3	14.319			1:21.373	
2	23.690	103.5	43.539	115.7	14.512			1:21.741		24	22.511	108.1	43.393	115.7	14.607	105.2		1:20.511	
3	23.205	103.2	43.622	115.1	14.724	104.4		1:21.551		25	22.869	107.6	42.405	116.1	14.081			1:19.355	
4	23.136	99.9	43.783	116.3	14.701	105.5		1:21.620		26	22.583	109.0	42.383	117.1	14.197	105.9		1:19.163	
5	23.456	98.7	43.599	113.7	15.587	103.9		1:22.642		27	22.457	108.5	43.101	118.1	14.449			1:20.007	
6	23.372	102.0	43.618	113.0	14.836	102.0		1:21.826		28	22.459	107.6	42.254	117.9	14.098	106.7		1:18.811	
7	23.579	94.8	44.694	113.4	15.572	101.1		1:23.845		29	23.280	107.6	42.511	117.3	14.329			1:20.120	
8	23.755	100.9	43.660	114.1	14.575			1:21.990		30	22.483	109.2	42.177	118.3	14.189			1:18.849	
9	23.452	100.9	43.507	115.1	14.401	104.9		1:21.360		31	22.755	106.9	43.061	117.1	14.154			1:19.970	
10	23.298	104.0	43.291	114.5	14.586			1:21.175		32	22.629	103.8	43.840	118.8	15.317	104.7		1:21.786	
11	23.042	103.2	43.766	115.5	14.836			1:21.644		33	23.576	106.1	42.726	118.1	14.155	106.9		1:20.457	
12	23.372	103.7	43.476	116.1	14.480	104.6		1:21.328		34	22.703	106.4	42.374	117.7	14.122			1:19.199	
13	23.159	101.0	43.298	114.9	14.904	103.4		1:21.361		35	22.517	110.9	42.229	117.9	14.093			1:18.839	
14	23.666	100.6	43.152	114.1	14.564	104.1		1:21.382		36	22.578	106.3	42.480	118.3	14.583	104.9		1:19.641	
15	23.191	102.6	43.410	116.1	14.422	105.2		1:21.023		37	22.567	108.8	42.185	117.5	14.053			1:18.805	
16	23.286	101.6	42.890	114.5	14.415	101.4		1:20.591		38	22.902	107.9	42.418	118.3	16.212	100.3		1:21.532	
17	23.580	98.8	43.608	114.3	In			1:25.626	P	39	22.990	105.8	42.350	117.1	14.231	107.0		1:19.571	
18	Out	101.0	44.308	113.9	14.420	104.4		2:49.606	P	40	23.360	102.4	44.581	116.7	14.262			1:22.203	
19	22.769	106.6	42.842	116.5	14.302	105.5		1:19.913		41	23.669	102.4	47.042	112.8	18.485			1:29.196	
20	22.585	106.3	41.996	117.7	14.337			1:18.918		42	24.837	104.3	44.533	114.9	16.395	99.5		1:25.765	
21	22.683	99.9	43.327	116.3	14.476			1:20.486		43	24.390	100.6	44.428	115.7	In			1:28.441	P
22	23.428	104.1	42.527	117.5	14.396			1:20.351		44									

140 Mark Wilson (D2A)										Volkswagen Golf GTi									
lap	Sect-1	Speed	Sect-2	Speed	Sect-3	Speed	TopSpeed	laptime	pit	lap	Sect-1	Speed	Sect-2	Speed	Sect-3	Speed	Topspeed	laptime	pit
1				100.5	16.697	90.5		1:41.605		16	25.662	98.3	47.846	98.9	16.524	86.8		1:30.032	
2	25.653	95.9	48.592	100.6	17.327			1:31.572		17	26.083	98.1	48.393	98.6	16.478			1:30.954	
3	26.031	99.3	48.050	100.9	16.055	88.8		1:30.136		18	25.734	99.0	47.294	97.9	17.634			1:30.662	
4	26.314	95.4	50.025	98.6	16.826	89.9		1:33.165		19	26.157	100.7	47.707	98.9	16.118			1:29.982	
5	25.441	98.8	47.929	100.8	15.958	90.0		1:29.328		20	25.511	100.3	48.541	97.9	16.195	87.6		1:30.247	
6	25.257	98.8	47.120	100.8	16.283	88.6		1:28.660		21	25.673	101.5	49.386	98.4	16.669	89.2		1:31.728	
7	25.997	98.6	47.516	100.3	16.386			1:29.899		22	25.591	99.4	47.933	98.6	16.455			1:29.979	
8	25.303	102.0	47.191	94.2	16.669	89.9		1:29.163		23	25.591	99.4	47.679	98.3	16.212	88.9		1:29.482	
9	25.497	99.9	47.012	98.9	15.845			1:28.354		24	25.517	101.2	48.160	98.6	16.005			1:29.682	
10	25.410	104.0	47.669	98.3	15.927	88.8		1:29.006		25	25.397	99.6	47.081	98.4	16.088	89.3		1:28.566	
11	25.452	102.4	47.342	100.3	17.741	86.1		1:30.535		26	25.651	97.4	48.870	98.6	15.926	89.5		1:30.447	
12	25.479	102.0	48.274	99.6	16.172	88.7		1:29.925		27	25.868	99.9	47.071	98.3	15.920	90.3		1:28.859	
13	25.705	100.3	49.927	98.4	16.310			1:31.942		28	25.715	100.7	48.089	97.9	16.542	89.9		1:30.346	
14	25.882	95.6	47.935	99.9	In			1:35.647	P	29	25.682	98.0	49.868	98.6	17.126	88.9		1:32.676	
15		96.2	48.370	88.7	17.357			2:54.167	P	30	26.007	96.9	50.565	95.9	In			1:40.293	P



Session Start: 13:34:20 - Finish: 14:34:35

Weather/Track Conditions: Cloud / Dry

Circuit: Donington Park National

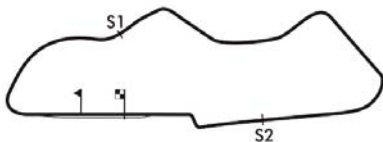
Track Length: 3.185 Km - 1.9791 miles

Donington Historic Festival - 28 - 30 Apr 2017

Historic Touring Car Challenge (HTCC) with Tony Dron Trophy

Race 6 - Best Sector Times

	SECTOR 1			SECTOR 2			SECTOR 3			IDEAL / BEST LAP COMPARISON					
	NO	TIME	LAP	NO	TIME	LAP	NO	TIME	LAP	NO	NAME	BEST	IN	IDEAL	DIFF
1	2	21.869	8	8	40.794	7	2	13.565	9	8	Soper-Ward	1:16.585	14	1:16.338	+0.247
2	8	21.869	14	10	40.888	15	8	13.675	37	10	Mark Smith	1:16.661	15	1:16.661	+0.000
3	10	22.020	15	2	41.238	8	75	13.730	33	2	Ward-Young	1:16.985	7	1:16.672	+0.313
4	22	22.066	13	68	41.345	32	10	13.753	15	68	David Tomlin	1:17.535	31	1:17.361	+0.174
5	75	22.156	34	16	41.395	32	16	13.756	31	16	Steve Dance	1:17.872	31	1:17.374	+0.498
6	68	22.216	31	75	41.447	25	68	13.800	31	22	Dominik Roschman	1:17.892	13	1:17.562	+0.330
7	16	22.223	36	22	41.530	12	27	13.853	24	75	Eric Mestdagh	1:18.428	21	1:17.333	+1.095
8	27	22.453	25	27	41.746	2	34	13.900	20	27	Postins-Jackson	1:18.658	23	1:18.052	+0.606
9	123	22.457	27	123	41.996	20	22	13.966	11	34	Swift-Watts	1:18.787	20	1:18.676	+0.111
10	21	22.503	33	34	42.074	20	123	14.053	37	123	Wood-Morgan	1:18.805	37	1:18.506	+0.299
11	34	22.702	22	4	42.316	33	23	14.219	30	21	Bryant-Bryant	1:19.328	33	1:19.328	+0.000
12	82	22.893	8	82	42.594	8	4	14.220	10	4	Williams-Williams	1:20.262	33	1:19.525	+0.737
13	23	22.900	30	21	42.601	33	21	14.224	33	82	Peter Hallford	1:20.395	8	1:20.275	+0.120
14	4	22.989	37	94	42.759	23	51	14.345	11	23	Mursall-Mursall	1:20.395	29	1:20.163	+0.232
15	51	23.108	24	23	43.044	29	94	14.455	19	94	Bechtolsheimer-Har	1:20.963	19	1:20.330	+0.633
16	94	23.116	20	51	43.322	22	29	14.774	22	51	Luck-Hyett	1:21.310	12	1:20.775	+0.535
17	29	23.548	30	29	43.693	25	82	14.788	31	29	Hart-Nutthall	1:22.229	25	1:22.015	+0.214
18	15	24.066	9	43	44.806	10	43	14.825	8	43	Snowdon-Guest	1:24.034	5	1:23.839	+0.195
19	41	24.115	6	30	44.922	39	41	15.063	5	41	Hanson-Pochciol	1:24.122	5	1:24.112	+0.010
20	43	24.208	6	41	44.934	5	15	15.153	3	30	Galashan-Greaves	1:25.159	39	1:24.570	+0.589
21	30	24.312	33	15	45.716	4	25	15.286	11	15	Spiers-Merry	1:25.810	13	1:24.935	+0.875
22	9	24.447	10	9	46.023	24	30	15.336	38	25	Ratcliff-Scarborough	1:26.247	9	1:26.073	+0.174
23	25	24.492	9	48	46.045	11	48	15.482	9	9	Peter Mallett	1:26.373	24	1:26.093	+0.280
24	48	24.553	27	25	46.295	9	5	15.590	24	48	Robin Benn	1:26.486	11	1:26.080	+0.406
25	5	24.720	33	5	46.369	32	9	15.623	14	5	Tom Pead	1:27.340	24	1:26.679	+0.661
26	14	24.924	33	14	46.847	9	14	15.672	40	14	Paul Clayson	1:27.691	33	1:27.443	+0.248
27	140	25.257	6	140	47.012	9	140	15.845	9	140	Mark Wilson	1:28.354	9	1:28.114	+0.240
28	84	25.599	2	84	50.540	1	84	16.582	1	84	Steve Jones	1:38.857	1	1:32.721	+6.136
29	66			66			66			66	Whale-Whale				+



Session Start: 13:34:20 - Finish: 14:34:35

Weather/Track Conditions: Cloud / Dry

Circuit: Donington Park National

Track Length: 3.185 Km - 1.9791 miles

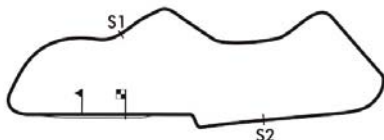


Donington Historic Festival - 28 - 30 Apr 2017

Historic Touring Car Challenge (HTCC) with Tony Dron Trophy

Race 6 - Best Sector Speeds

	NO	SECTOR 1	MPH	NO	SECTOR 2	MPH	NO	SECTOR 3	MPH
1	8	Soper-Ward	119.5	21	Bryant-Bryant	127.8	21	Bryant-Bryant	112.0
2	16	Steve Dance	117.2	82	Peter Hallford	126.8	8	Soper-Ward	111.1
3	4	Williams-Williams	117.0	8	Soper-Ward	126.3	16	Steve Dance	111.1
4	10	Mark Smith	116.0	2	Ward-Young	124.2	2	Ward-Young	110.9
5	2	Ward-Young	115.8	75	Eric Mestdagh	124.2	82	Peter Hallford	110.6
6	29	Hart-Nutthall	115.8	10	Mark Smith	123.8	22	Dominik Roschmann	110.0
7	82	Peter Hallford	115.7	16	Steve Dance	123.5	10	Mark Smith	108.6
8	27	Postins-Jackson	115.5	68	David Tomlin	123.3	68	David Tomlin	108.4
9	75	Eric Mestdagh	114.7	22	Dominik Roschmann	122.0	75	Eric Mestdagh	108.4
10	34	Swift-Watts	114.5	27	Postins-Jackson	119.8	123	Wood-Morgan	107.6
11	51	Luck-Hyett	113.1	123	Wood-Morgan	118.8	27	Postins-Jackson	105.9
12	94	Bechtolsheimer-Harrison	113.0	34	Swift-Watts	118.1	23	Mursall-Mursall	105.4
13	23	Mursall-Mursall	112.6	23	Mursall-Mursall	117.5	34	Swift-Watts	105.2
14	22	Dominik Roschmann	112.2	94	Bechtolsheimer-Harrison	117.1	30	Galashan-Greaves	102.8
15	48	Robin Benn	111.5	84	Steve Jones	116.3	94	Bechtolsheimer-Harrison	102.6
16	68	David Tomlin	111.5	30	Galashan-Greaves	115.5	51	Luck-Hyett	101.4
17	25	Ratcliff-Scarborough	111.1	51	Luck-Hyett	115.5	15	Spiers-Merry	101.1
18	123	Wood-Morgan	110.9	15	Spiers-Merry	115.1	4	Williams-Williams	100.9
19	21	Bryant-Bryant	110.2	4	Williams-Williams	114.3	29	Hart-Nutthall	100.2
20	41	Hanson-Pochciol	109.9	9	Peter Mallett	113.0	41	Hanson-Pochciol	98.0
21	43	Snowdon-Guest	107.3	29	Hart-Nutthall	113.0	84	Steve Jones	97.9
22	14	Paul Clayson	105.3	41	Hanson-Pochciol	111.1	9	Peter Mallett	97.6
23	15	Spiers-Merry	105.3	48	Robin Benn	110.7	43	Snowdon-Guest	96.9
24	5	Tom Pead	104.8	43	Snowdon-Guest	110.0	25	Ratcliff-Scarborough	96.6
25	30	Galashan-Greaves	104.6	25	Ratcliff-Scarborough	107.6	48	Robin Benn	95.4
26	140	Mark Wilson	104.0	5	Tom Pead	107.4	5	Tom Pead	95.0
27	9	Peter Mallett	103.8	14	Paul Clayson	106.5	14	Paul Clayson	94.4
28	66	Whale-Whale	95.9	140	Mark Wilson	100.9	140	Mark Wilson	90.9
29	84	Steve Jones	93.2	66	Whale-Whale	0.0	66	Whale-Whale	0.0



Session Start: 13:34:20 - Finish: 14:34:35
Weather/Track Conditions: Cloud / Dry
Circuit: Donington Park National
Track Length: 3.185 Km - 1.9791 miles



Donington Historic Festival - 28 - 30 Apr 2017

Historic Touring Car Challenge (HTCC) with Tony Dron Trophy

Race 6 - Lap Chart

Lap 1			Lap 2			Lap 3			Lap 4			Lap 5			Lap 6		
NO	Behind	Laptime	NO	Behind	Laptime	NO	Behind	Laptime	NO	Behind	Laptime	NO	Behind	Laptime	NO	Behind	Laptime
8		1:24.509	8		1:18.164	8		1:17.601	8		1:18.107	8		1:17.962	8		1:17.199
16	0.231	1:24.740	16	1.778	1:19.711	10	4.118	1:19.340	10	4.413	1:18.402	10	4.145	1:17.694	10	4.847	1:17.901
10	1.597	1:26.106	10	2.379	1:18.946	16	4.320	1:20.143	16	5.430	1:19.217	16	6.696	1:19.228	16	8.569	1:19.072
68	3.096	1:27.605	68	5.929	1:20.997	68	8.097	1:19.769	68	9.317	1:19.327	68	9.835	1:18.480	68	11.068	1:18.432
123	3.628	1:28.137	123	7.205	1:21.741	123	11.155	1:21.551	27	12.856	1:19.147	2	13.815	1:17.666	2	13.843	1:17.227
75	4.232	1:28.741	75	7.921	1:21.853	27	11.816	1:20.952	2	14.111	1:19.971	27	14.853	1:19.959	27	17.533	1:19.879
22	4.525	1:29.034	22	8.017	1:21.656	22	11.901	1:21.485	123	14.668	1:21.620	22	18.096	1:20.896	22	19.536	1:18.639
21	5.950	1:30.459	27	8.465	1:20.155	2	12.247	1:20.249	22	15.162	1:21.368	75	18.883	1:20.794	75	21.490	1:19.806
27	6.474	1:30.983	2	9.599	1:21.068	75	13.020	1:22.700	75	16.051	1:21.138	123	19.348	1:22.642	123	23.975	1:21.826
2	6.695	1:31.204	21	11.598	1:23.812	21	17.715	1:23.718	21	22.648	1:23.040	21	28.310	1:23.624	34	32.069	1:20.554
51	8.337	1:32.846	51	13.489	1:23.316	51	18.568	1:22.680	51	23.222	1:22.761	34	28.714	1:21.475	21	35.419	1:24.308
41	10.288	1:34.797	82	17.477	1:24.616	82	20.992	1:21.116	82	24.735	1:21.850	51	29.111	1:23.851	82	36.317	1:23.770
29	10.688	1:35.197	29	18.650	1:26.126	34	22.489	1:20.923	34	25.201	1:20.819	82	29.746	1:22.973	4	37.003	1:20.834
82	11.025	1:35.534	41	18.884	1:26.760	4	26.574	1:24.060	4	28.876	1:20.409	4	33.368	1:22.454	51	37.222	1:25.310
43	11.228	1:35.737	34	19.167	1:23.278	41	27.643	1:26.360	94	31.360	1:21.651	94	34.417	1:21.019	94	38.234	1:21.016
25	12.023	1:36.532	4	20.115	1:24.939	94	27.816	1:24.233	41	34.184	1:24.648	41	40.344	1:24.122	43	48.158	1:24.622
4	13.340	1:37.849	43	20.620	1:27.556	43	28.695	1:25.676	43	34.663	1:24.075	43	40.735	1:24.034	41	48.732	1:25.587
9	13.608	1:38.117	94	21.184	1:24.576	29	28.994	1:27.945	29	36.538	1:25.651	29	43.573	1:24.997	29	52.018	1:25.644
34	14.053	1:38.562	25	21.847	1:27.988	25	31.088	1:26.842	25	40.113	1:27.132	15	49.957	1:26.236	15	58.798	1:26.040
84	14.348	1:38.857	9	24.158	1:28.714	15	33.632	1:25.823	15	41.683	1:26.158	25	50.334	1:28.183	25	1:00.514	1:27.379
15	14.529	1:39.038	15	25.410	1:29.045	9	35.033	1:28.476	9	45.745	1:28.819	9	55.863	1:28.080	9	1:06.600	1:27.936
94	14.772	1:39.281	30	27.805	1:29.355	30	38.583	1:28.379	30	48.559	1:28.083	30	58.298	1:27.701	30	1:08.689	1:27.590
30	16.614	1:41.123	5	29.282	1:30.090	5	42.624	1:30.943	48	53.110	1:28.557	48	1:05.631	1:30.483	23	1:13.242	1:23.738
140	17.096	1:41.605	48	30.123	1:30.165	48	42.660	1:30.138	23	54.497	1:28.894	5	1:06.661	1:28.692	48	1:16.923	1:28.491
5	17.356	1:41.865	140	30.504	1:31.572	140	43.039	1:30.136	5	55.931	1:31.414	23	1:06.703	1:30.168			
48	18.122	1:42.631	14	31.072	1:30.787	14	43.689	1:30.218	14	57.626	1:32.044	14	1:08.862	1:29.198			
14	18.449	1:42.958	23	32.956	1:27.002	23	43.710	1:28.355	140	58.097	1:33.165	140	1:09.463	1:29.328			
23	24.118	1:48.627															

Session Start: 13:34:20 - Finish: 14:34:35

Weather/Track Conditions: Cloud / Dry

Circuit: Donington Park National

Track Length: 3.185 Km - 1.9791 miles

Donington Historic Festival - 28 - 30 Apr 2017

Historic Touring Car Challenge (HTCC) with Tony Dron Trophy

Race 6 - Lap Chart

Lap 7			Lap 8			Lap 9			Lap 10			Lap 11			Lap 12		
NO	Behind	Laptime	NO	Behind	Laptime	NO	Behind	Laptime	NO	Behind	Laptime	NO	Behind	Laptime	NO	Behind	Laptime
8		1:17.094	8		1:18.763	8		1:18.336	8		1:18.115	8		1:18.285	8		1:18.837
5	1 LAP	1:29.496	30	1 LAP	1:27.449	25	1 LAP	1:28.058	15	1 LAP	1:26.754	29	1 LAP	1:25.992	43	1 LAP	1:25.101
14	1 LAP	1:28.294	23	1 LAP	1:24.004	10	6.160	1:18.595	10	6.404	1:18.359	10	6.139	1:18.020	10	6.041	1:18.739
140	1 LAP	1:28.660	10	5.901	1:19.580	23	1 LAP	1:24.127	25	1 LAP	1:26.247	2	12.257	1:18.955	41	1 LAP	1:27.694
10	5.084	1:17.331	48	1 LAP	1:27.122	9	1 LAP	1:29.831	23	1 LAP	1:21.767	16	14.016	1:19.340	2	12.413	1:18.993
16	10.393	1:18.918	16	10.668	1:19.038	30	1 LAP	1:29.004	2	11.587	1:18.179	15	1 LAP	1:27.428	29	1 LAP	1:26.021
68	12.631	1:18.657	5	1 LAP	1:28.014	16	11.124	1:18.792	16	12.961	1:19.952	23	1 LAP	1:22.268	16	14.371	1:19.192
2	13.734	1:16.985	2	12.367	1:17.396	2	11.523	1:17.492	68	17.711	1:21.456	68	18.521	1:19.095	23	1 LAP	1:21.988
27	20.548	1:20.109	14	1 LAP	1:28.959	68	14.370	1:19.305	9	1 LAP	1:28.599	25	1 LAP	1:27.426	68	20.743	1:21.059
22	21.333	1:18.891	68	13.401	1:19.533	48	1 LAP	1:29.666	30	1 LAP	1:28.232	22	23.292	1:18.311	22	22.740	1:18.285
75	23.104	1:18.708	140	1 LAP	1:29.899	5	1 LAP	1:28.341	22	23.266	1:18.423	27	27.954	1:20.537	15	1 LAP	1:29.424
123	30.726	1:23.845	27	22.459	1:20.674	22	22.958	1:18.723	27	25.702	1:20.493	75	28.863	1:20.552	25	1 LAP	1:27.032
34	34.964	1:19.989	22	22.571	1:20.001	14	1 LAP	1:28.586	75	26.596	1:20.842	9	1 LAP	1:28.213	27	28.631	1:19.514
82	42.325	1:23.102	75	23.086	1:18.745	27	23.324	1:19.201	48	1 LAP	1:29.082	30	1 LAP	1:29.050	75	29.209	1:19.183
21	43.146	1:24.821	123	33.953	1:21.990	75	23.869	1:19.119	5	1 LAP	1:28.678	48	1 LAP	1:27.529	9	1 LAP	1:27.228
51	44.651	1:24.523	34	36.140	1:19.939	140	1 LAP	1:29.163	14	1 LAP	1:28.077	5	1 LAP	1:28.447	30	1 LAP	1:27.726
4	45.438	1:25.529	82	43.957	1:20.395	123	36.977	1:21.360	140	1 LAP	1:28.354	14	1 LAP	1:28.051	123	45.887	1:21.328
94	46.068	1:24.928	21	47.731	1:23.348	34	41.250	1:23.446	123	40.037	1:21.175	123	43.396	1:21.644	48	1 LAP	1:26.486
43	55.434	1:24.370	4	48.369	1:21.694	82	47.273	1:21.652	34	44.420	1:21.285	34	46.688	1:20.553	34	50.065	1:22.214
41	56.807	1:25.169	51	48.824	1:22.936	4	51.075	1:21.042	82	50.675	1:21.517	140	1 LAP	1:29.006	5	1 LAP	1:28.157
29	1:00.239	1:25.315	94	49.699	1:22.394	21	52.770	1:23.375	4	53.804	1:20.844	82	53.770	1:21.380	14	1 LAP	1:28.629
15	1:07.613	1:25.909	43	1:00.957	1:24.286	94	53.189	1:21.826	21	58.143	1:23.488	4	56.053	1:20.534	82	56.741	1:21.808
25	1:10.835	1:27.415	41	1:02.677	1:24.633	51	53.839	1:23.351	94	58.536	1:23.462	94	1:01.323	1:21.072	4	58.286	1:21.070
9	1:16.613	1:27.107	29	1:07.639	1:26.163	43	1:07.222	1:24.601	51	58.822	1:23.098	51	1:02.190	1:21.653	140	1 LAP	1:30.535
			15	1:14.756	1:25.906	41	1:09.268	1:24.927	43	1:13.565	1:24.458	21	1:03.637	1:23.779	94	1:03.515	1:21.029
						29	1:15.660	1:26.357	41	1:16.573	1:25.420				51	1:04.663	1:21.310
															21	1:08.641	1:23.841

Session Start: 13:34:20 - Finish: 14:34:35

Weather/Track Conditions: Cloud / Dry

Circuit: Donington Park National

Track Length: 3.185 Km - 1.9791 miles

Donington Historic Festival - 28 - 30 Apr 2017

Historic Touring Car Challenge (HTCC) with Tony Dron Trophy

Race 6 - Lap Chart

Lap 13			Lap 14			Lap 15			Lap 16			Lap 17			Lap 18		
NO	Behind	Laptime	NO	Behind	Laptime	NO	Behind	Laptime	NO	Behind	Laptime	NO	Behind	Laptime	NO	Behind	Laptime
8		1:17.065	8		1:16.585	8		1:17.648	8		1:19.274	8		1:18.780	8		1:17.875
10	6.525	1:17.549	10	7.635	1:17.695	94	1 LAP	1:22.888	48	2 LAPS	1:27.920	9	2 LAPS	1:28.058	82	1 LAP	1:22.095
43	1 LAP	1:25.251	43	1 LAP	1:25.347	21	1 LAP	1:24.770	51	1 LAP	1:23.050	30	2 LAPS	1:28.329	10	9.801	1:20.219
41	1 LAP	1:24.761	16	18.715	1:18.920	10	6.648	1:16.661	94	1 LAP	1:23.575	51	1 LAP	1:21.779	51	1 LAP	1:22.815
16	16.380	1:19.074	41	1 LAP	1:25.560	140	2 LAPS	1:31.942	5	2 LAPS	1:29.020	10	7.457	1:18.707	9	2 LAPS	1:27.915
2	19.535	1:24.187	68	25.092	1:19.236	16	20.228	1:19.161	10	7.530	1:20.156	94	1 LAP	1:22.831	94	1 LAP	1:21.335
29	1 LAP	1:24.392	22	26.686	1:19.704	43	1 LAP	1:25.515	14	2 LAPS	1:29.782	48	2 LAPS	1:27.786	30	2 LAPS	1:29.452
68	22.441	1:18.763	29	1 LAP	1:25.308	68	26.397	1:18.953	21	1 LAP	1:24.546	5	2 LAPS	1:27.800	48	2 LAPS	1:27.363
22	23.567	1:17.892	23	1 LAP	1:21.934	22	27.831	1:18.793	140	2 LAPS	1:35.647	14	2 LAPS	1:28.945	68	27.865	1:19.161
23	1 LAP	1:24.537	27	34.745	1:19.823	41	1 LAP	1:25.310	68	26.296	1:19.173	21	1 LAP	1:30.419	22	28.697	1:19.559
27	31.507	1:19.941	75	35.211	1:19.553	23	1 LAP	1:22.464	16	26.674	1:25.720	68	26.579	1:19.063	5	2 LAPS	1:32.979
75	32.243	1:20.099	15	1 LAP	1:25.810	27	36.834	1:19.737	22	26.890	1:18.333	22	27.013	1:18.903	16	1 LAP	2:41.515
15	1 LAP	1:28.242	25	1 LAP	1:26.325	29	1 LAP	1:26.062	43	1 LAP	1:26.278	27	38.433	1:19.995	14	2 LAPS	1:33.407
25	1 LAP	1:27.417	2	50.080	1:47.130	75	37.291	1:19.728	27	37.218	1:19.658	75	38.922	1:20.232	27	40.416	1:19.858
9	1 LAP	1:28.474	123	54.980	1:21.382	2	50.463	1:18.031	41	1 LAP	1:25.058	43	1 LAP	1:26.616	75	40.784	1:19.737
123	50.183	1:21.361	9	1 LAP	1:29.268	15	1 LAP	1:26.298	75	37.470	1:19.453	23	1 LAP	1:23.237	140	3 LAPS	2:54.167
30	1 LAP	1:28.061	30	1 LAP	1:28.270	25	1 LAP	1:26.823	23	1 LAP	1:22.644	41	1 LAP	1:26.197	23	1 LAP	1:22.765
34	54.076	1:21.076	34	1:05.798	1:28.307	123	58.355	1:21.023	29	1 LAP	1:25.624	29	1 LAP	1:24.873	41	1 LAP	1:24.622
48	1 LAP	1:28.793	4	1:08.486	1:22.236	9	1 LAP	1:27.319	2	53.219	1:22.030	123	1:06.518	1:25.626	29	1 LAP	1:25.418
5	1 LAP	1:27.767	82	1:08.518	1:23.025	4	1:12.054	1:21.216	123	59.672	1:20.591	34	2 LAPS	3:58.385	43	1 LAP	1:36.744
82	1:02.078	1:22.402	48	1 LAP	1:28.605	82	1:13.590	1:22.720	15	1 LAP	1:26.598	15	1 LAP	1:26.590	2	1 LAP	2:49.966
4	1:02.835	1:21.614	5	1 LAP	1:29.541	30	1 LAP	1:27.980	25	1 LAP	1:29.273	4	1:16.979	1:21.931			
14	1 LAP	1:28.199	14	1 LAP	1:28.555				4	1:13.828	1:21.048	25	1 LAP	1:29.486			
51	1:09.543	1:21.945	51	1:16.028	1:23.070				82	1:18.482	1:24.166						
140	1 LAP	1:29.925															
94	1:13.810	1:27.360															
21	1:15.462	1:23.886															

Session Start: 13:34:20 - Finish: 14:34:35
Weather/Track Conditions: Cloud / Dry
Circuit: Donington Park National
Track Length: 3.185 Km - 1.9791 miles

Donington Historic Festival - 28 - 30 Apr 2017

Historic Touring Car Challenge (HTCC) with Tony Dron Trophy

Race 6 - Lap Chart

Lap 19			Lap 20			Lap 21			Lap 22			Lap 23			Lap 24		
NO	Behind	Laptime	NO	Behind	Laptime	NO	Behind	Laptime	NO	Behind	Laptime	NO	Behind	Laptime	NO	Behind	Laptime
8		1:17.591	8		1:18.304	8		1:17.776	8		1:18.660	8		1:18.517	8		1:18.663
15	2 LAPS	1:28.115	123	2 LAPS	2:49.606	123	2 LAPS	1:19.913	140	4 LAPS	1:30.662	23	3 LAPS	1:27.137	14	4 LAPS	1:29.455
34	3 LAPS	1:28.878	4	1 LAP	1:20.980	43	3 LAPS	3:00.121	2	2 LAPS	1:22.642	41	2 LAPS	1:29.168	48	4 LAPS	1:27.962
4	1 LAP	1:20.598	15	2 LAPS	1:27.093	10	11.059	1:17.867	123	2 LAPS	1:18.918	2	2 LAPS	1:22.633	23	3 LAPS	1:23.933
82	1 LAP	1:23.009	10	10.968	1:19.109	4	1 LAP	1:24.594	10	11.392	1:18.993	123	2 LAPS	1:20.486	123	2 LAPS	1:20.351
10	10.163	1:17.953	82	1 LAP	1:22.624	82	1 LAP	1:23.024	43	3 LAPS	1:28.349	140	4 LAPS	1:29.982	2	2 LAPS	1:22.178
51	1 LAP	1:21.897	51	1 LAP	1:21.509	15	2 LAPS	1:27.511	82	1 LAP	1:22.126	4	2 LAPS	2:41.826	4	2 LAPS	1:21.950
25	2 LAPS	1:34.856	94	1 LAP	1:20.963	51	1 LAP	1:21.983	51	1 LAP	1:22.410	25	4 LAPS	1:42.794	140	4 LAPS	1:30.247
94	1 LAP	1:22.283	68	30.924	1:19.637	22	1 LAP	2:25.825	22	1 LAP	1:19.516	43	3 LAPS	1:28.073	22	1 LAP	1:18.600
9	2 LAPS	1:27.524	9	2 LAPS	1:27.536	94	1 LAP	1:21.103	29	3 LAPS	3:12.294	22	1 LAP	1:18.840	82	1 LAP	1:22.174
30	2 LAPS	1:26.706	16	1 LAP	1:18.816	68	31.833	1:18.685	94	1 LAP	1:23.918	82	1 LAP	1:23.251	51	1 LAP	1:22.337
68	29.591	1:19.317	30	2 LAPS	1:27.601	16	1 LAP	1:19.098	15	2 LAPS	1:29.034	51	1 LAP	1:21.488	43	3 LAPS	1:27.382
16	1 LAP	1:19.406	34	3 LAPS	1:55.275	34	3 LAPS	1:19.971	68	31.826	1:18.653	29	3 LAPS	1:23.811	16	1 LAP	1:19.051
22	35.151	1:24.045	21	2 LAPS	1:22.486	9	2 LAPS	1:28.024	16	1 LAP	1:18.623	16	1 LAP	1:20.528	29	3 LAPS	1:23.440
21	2 LAPS	2:48.050	75	44.715	1:20.091	21	2 LAPS	1:21.322	34	3 LAPS	1:19.321	68	37.923	1:24.614	34	3 LAPS	1:18.977
48	2 LAPS	1:35.745	5	3 LAPS	2:49.699	30	2 LAPS	1:28.764	21	2 LAPS	1:23.041	94	1 LAP	1:27.212	68	45.540	1:26.280
75	42.928	1:19.735	14	3 LAPS	2:49.399	75	45.367	1:18.428	9	2 LAPS	1:28.662	15	2 LAPS	1:29.517	15	2 LAPS	1:26.370
27	47.920	1:25.095	48	2 LAPS	1:38.371	5	3 LAPS	1:28.000	75	53.294	1:26.587	34	3 LAPS	1:18.787	21	2 LAPS	1:20.315
140	3 LAPS	1:30.032	41	1 LAP	1:25.077	27	1 LAP	2:44.147	27	1 LAP	1:19.684	21	2 LAPS	1:21.155	75	1 LAP	2:41.326
23	1 LAP	1:27.209	140	3 LAPS	1:30.954	14	3 LAPS	1:29.696	30	2 LAPS	1:32.397	27	1 LAP	1:19.592	27	1 LAP	1:18.658
41	1 LAP	1:24.722	2	1 LAP	1:22.591	25	3 LAPS	3:31.350	5	3 LAPS	1:28.214	9	2 LAPS	1:33.349			
29	1 LAP	1:32.433				23	2 LAPS	2:50.991	14	3 LAPS	1:29.654	5	3 LAPS	1:28.454			
2	1 LAP	1:23.024				41	1 LAP	1:25.801	48	3 LAPS	2:50.855						

Session Start: 13:34:20 - Finish: 14:34:35

Weather/Track Conditions: Cloud / Dry

Circuit: Donington Park National

Track Length: 3.185 Km - 1.9791 miles

Donington Historic Festival - 28 - 30 Apr 2017

Historic Touring Car Challenge (HTCC) with Tony Dron Trophy

Race 6 - Lap Chart

Lap 25			Lap 26			Lap 27			Lap 28			Lap 29			Lap 30		
NO	Behind	Laptime	NO	Behind	Laptime	NO	Behind	Laptime	NO	Behind	Laptime	NO	Behind	Laptime	NO	Behind	Laptime
8		1:19.793	8		1:17.035	8		1:25.319	8		2:41.491	8		1:17.623	8		1:17.918
30	4 LAPS	3:00.479	30	4 LAPS	1:28.091	123	2 LAPS	1:19.355	123	1 LAP	1:20.007	15	3 LAPS	1:29.174	43	3 LAPS	1:27.293
5	4 LAPS	1:28.349	123	2 LAPS	1:20.511	30	4 LAPS	1:27.594	41	3 LAPS	1:37.147	123	1 LAP	1:18.811	140	4 LAPS	1:30.447
123	2 LAPS	1:21.373	5	4 LAPS	1:28.875	2	2 LAPS	1:22.533	9	3 LAPS	1:27.448	2	1 LAP	1:21.407	123	1 LAP	1:20.120
14	4 LAPS	1:29.002	2	2 LAPS	1:21.695	23	3 LAPS	1:22.845	2	1 LAP	1:20.760	22	22.275	1:20.572	15	3 LAPS	1:27.561
2	2 LAPS	1:23.501	23	3 LAPS	1:23.601	5	4 LAPS	1:28.335	22	19.326	1:18.893	41	3 LAPS	1:38.778	2	1 LAP	1:20.979
48	4 LAPS	1:30.714	48	4 LAPS	1:27.546	22	1 LAP	1:19.345	4	1 LAP	1:21.707	4	1 LAP	1:21.191	22	23.970	1:19.613
23	3 LAPS	1:26.808	14	4 LAPS	1:30.385	4	2 LAPS	1:22.539	23	2 LAPS	1:24.399	68	30.559	1:18.330	68	32.010	1:19.369
4	2 LAPS	1:21.576	4	2 LAPS	1:23.608	48	4 LAPS	1:30.403	68	29.852	1:18.629	23	2 LAPS	1:22.253	16	33.020	1:19.407
22	1 LAP	1:19.237	22	1 LAP	1:19.546	14	4 LAPS	1:30.230	30	3 LAPS	1:27.118	16	31.531	1:18.484	4	1 LAP	1:22.474
82	1 LAP	1:23.282	82	1 LAP	1:22.168	68	1 LAP	1:19.101	16	30.670	1:18.258	30	3 LAPS	1:27.029	23	2 LAPS	1:21.773
41	3 LAPS	3:10.110	68	1 LAP	2:31.143	16	1 LAP	1:19.456	5	3 LAPS	1:28.177	34	2 LAPS	1:21.589	34	2 LAPS	1:20.495
140	4 LAPS	1:31.728	16	1 LAP	1:19.492	34	3 LAPS	1:19.756	34	2 LAPS	1:19.537	5	3 LAPS	1:27.900	30	3 LAPS	1:27.129
16	1 LAP	1:19.888	34	3 LAPS	1:19.365	82	1 LAP	1:29.395	48	3 LAPS	1:27.724	75	52.127	1:20.615	41	3 LAPS	1:39.088
51	1 LAP	1:26.854	29	3 LAPS	1:23.972	29	3 LAPS	1:23.581	14	3 LAPS	1:28.324	82	1 LAP	1:24.732	5	3 LAPS	1:27.421
34	3 LAPS	1:18.939	94	2 LAPS	1:23.142	51	2 LAPS	2:52.421	75	49.135	1:19.636	21	1 LAP	1:24.261	75	53.338	1:19.129
43	3 LAPS	1:27.015	140	4 LAPS	1:29.979	75	1 LAP	1:19.601	27	50.972	1:19.074	29	2 LAPS	1:26.629	21	1 LAP	1:20.681
29	3 LAPS	1:22.842	43	3 LAPS	1:28.727	21	2 LAPS	1:22.344	29	2 LAPS	1:24.012	48	3 LAPS	1:32.968	82	1 LAP	1:21.872
94	2 LAPS	2:43.042	21	2 LAPS	1:20.205	27	1 LAP	1:19.315	82	1 LAP	2:51.243	14	3 LAPS	1:32.478	29	2 LAPS	1:22.508
21	2 LAPS	1:20.699	75	1 LAP	1:18.611	140	4 LAPS	1:29.482	21	1 LAP	1:20.814	51	1 LAP	1:24.393	48	3 LAPS	1:27.124
15	2 LAPS	1:26.953	27	1 LAP	1:19.746	43	3 LAPS	1:27.871	51	1 LAP	1:25.080				51	1 LAP	1:24.238
75	1 LAP	1:18.744	41	3 LAPS	1:40.254	41	3 LAPS	1:37.325	43	2 LAPS	1:26.788				14	3 LAPS	1:29.629
27	1 LAP	1:18.821	15	2 LAPS	1:30.414	9	3 LAPS	1:26.373	140	3 LAPS	1:28.566						
9	3 LAPS	2:44.119	9	3 LAPS	1:27.314	123	1 LAP	1:19.163									
						94	2 LAPS	2:07.033									
						2	1 LAP	1:21.129									
						22	1:41.924	1:19.931									
						23	2 LAPS	1:24.740									
						30	3 LAPS	1:28.701									

Session Start: 13:34:20 - Finish: 14:34:35

Weather/Track Conditions: Cloud / Dry

Circuit: Donington Park National

Track Length: 3.185 Km - 1.9791 miles

Donington Historic Festival - 28 - 30 Apr 2017

Historic Touring Car Challenge (HTCC) with Tony Dron Trophy

Race 6 - Lap Chart

Lap 31			Lap 32			Lap 33			Lap 34			Lap 35			Lap 36		
NO	Behind	Laptime	NO	Behind	Laptime	NO	Behind	Laptime	NO	Behind	Laptime	NO	Behind	Laptime	NO	Behind	Laptime
8		1:17.101	8		1:18.874	8		1:17.038	8		1:18.463	8		1:18.497	8		1:17.457
43	3 LAPS	1:26.653	51	2 LAPS	1:25.141	51	2 LAPS	1:27.244	29	3 LAPS	1:22.839	30	4 LAPS	1:27.175	82	2 LAPS	1:21.685
123	1 LAP	1:18.849	48	4 LAPS	1:30.542	41	4 LAPS	1:38.133	5	4 LAPS	1:28.567	29	3 LAPS	1:22.771	29	3 LAPS	1:22.566
140	4 LAPS	1:28.859	14	4 LAPS	1:29.708	123	1 LAP	1:21.786	51	2 LAPS	1:23.915	5	4 LAPS	1:28.873	30	4 LAPS	1:26.488
15	3 LAPS	1:26.784	123	1 LAP	1:19.970	48	4 LAPS	1:27.927	123	1 LAP	1:20.457	123	1 LAP	1:19.199	123	1 LAP	1:18.839
2	1 LAP	1:20.239	43	3 LAPS	1:26.804	14	4 LAPS	1:29.530	48	4 LAPS	1:30.122	51	2 LAPS	1:24.096	51	2 LAPS	1:23.487
22	26.567	1:19.698	2	1 LAP	1:20.059	43	3 LAPS	1:26.754	22	32.350	1:19.835	22	32.908	1:19.055	5	4 LAPS	1:28.246
68	32.444	1:17.535	22	27.686	1:19.993	22	30.978	1:20.330	41	4 LAPS	1:37.157	2	1 LAP	1:20.094	22	34.182	1:18.731
16	33.791	1:17.872	140	4 LAPS	1:30.346	2	1 LAP	1:20.800	14	4 LAPS	1:30.767	68	35.555	1:19.841	68	36.648	1:18.550
4	1 LAP	1:20.860	68	31.127	1:17.557	68	32.039	1:17.950	2	1 LAP	1:20.905	16	36.254	1:19.331	16	37.308	1:18.511
23	2 LAPS	1:20.395	16	33.146	1:18.229	16	35.094	1:18.986	68	34.211	1:20.635	48	4 LAPS	1:30.400	2	1 LAP	1:20.569
34	2 LAPS	1:20.333	15	3 LAPS	1:27.478	4	1 LAP	1:21.949	16	35.420	1:18.789	14	4 LAPS	1:30.394	48	4 LAPS	1:27.806
75	58.063	1:21.826	4	1 LAP	1:20.458	15	3 LAPS	1:27.977	43	3 LAPS	1:28.284	43	3 LAPS	1:27.442	4	1 LAP	1:23.341
30	3 LAPS	1:27.014	23	2 LAPS	1:24.841	140	4 LAPS	1:32.676	4	1 LAP	1:20.262	4	1 LAP	1:20.370	43	3 LAPS	1:27.640
5	3 LAPS	1:30.074	34	2 LAPS	1:19.511	23	2 LAPS	1:21.103	23	2 LAPS	1:22.525	41	4 LAPS	1:36.185	14	4 LAPS	1:30.267
21	1 LAP	1:20.941	75	58.165	1:18.976	34	2 LAPS	1:25.232	15	3 LAPS	1:28.472	23	2 LAPS	1:25.578	75	1:03.756	1:20.610
82	1 LAP	1:21.330	30	3 LAPS	1:26.105	75	59.588	1:18.461	75	59.793	1:18.668	75	1:00.603	1:19.307	23	2 LAPS	1:26.469
29	2 LAPS	1:22.655	21	1 LAP	1:20.847	21	1 LAP	1:20.266	140	4 LAPS	1:40.293	15	3 LAPS	1:27.175	41	4 LAPS	1:36.314
41	3 LAPS	1:38.502	82	1 LAP	1:21.963	30	3 LAPS	1:26.686	21	1 LAP	1:19.328	21	1 LAP	1:20.762	25	16 LAPS	19:17.931
			5	3 LAPS	1:27.782	82	1 LAP	1:21.212	82	1 LAP	1:21.052				15	3 LAPS	1:26.577
			29	2 LAPS	1:22.898												

Session Start: 13:34:20 - Finish: 14:34:35

Weather/Track Conditions: Cloud / Dry

Circuit: Donington Park National

Track Length: 3.185 Km - 1.9791 miles

Donington Historic Festival - 28 - 30 Apr 2017

Historic Touring Car Challenge (HTCC) with Tony Dron Trophy

Race 6 - Lap Chart

Lap 37			Lap 38			Lap 39			Lap 40			Lap 41			Lap 42		
NO	Behind	Laptime	NO	Behind	Laptime	NO	Behind	Laptime	NO	Behind	Laptime	NO	Behind	Laptime	NO	Behind	Laptime
8		1:17.077	8		1:19.779	8		1:18.152	8		1:18.721	8		1:17.718	8		1:17.902
21	2 LAPS	1:21.356	21	2 LAPS	1:21.648	21	2 LAPS	1:20.395	43	4 LAPS	1:26.158	43	4 LAPS	1:25.748	4	2 LAPS	1:22.956
82	2 LAPS	1:21.907	25	17 LAPS	1:30.794	34	6 LAPS	1:19.504	48	5 LAPS	1:28.714	23	3 LAPS	1:22.561	5	5 LAPS	1:28.452
29	3 LAPS	1:23.324	15	4 LAPS	1:30.029	15	4 LAPS	1:27.673	23	3 LAPS	1:22.901	34	6 LAPS	1:19.929	23	3 LAPS	1:22.663
123	1 LAP	1:19.641	34	6 LAPS	5:41.584	25	17 LAPS	1:29.294	34	6 LAPS	1:19.633	21	2 LAPS	1:20.374	34	6 LAPS	1:22.312
30	4 LAPS	1:26.383	41	5 LAPS	1:35.610	82	2 LAPS	1:24.250	21	2 LAPS	1:22.391	48	5 LAPS	1:27.799	21	2 LAPS	1:21.096
51	2 LAPS	1:23.132	82	2 LAPS	1:22.243	123	1 LAP	1:21.532	14	5 LAPS	1:30.237	14	5 LAPS	1:28.577	43	4 LAPS	1:27.096
22	36.059	1:18.954	29	3 LAPS	1:22.455	41	5 LAPS	1:35.868	82	2 LAPS	1:24.261	82	2 LAPS	1:22.678	48	5 LAPS	1:28.416
68	37.287	1:17.716	123	1 LAP	1:18.805	29	3 LAPS	1:22.920	15	4 LAPS	1:28.001	123	1 LAP	1:22.203	14	5 LAPS	1:28.889
16	38.795	1:18.564	30	4 LAPS	1:25.921	68	35.680	1:18.085	25	17 LAPS	1:28.712	15	4 LAPS	1:27.439	82	2 LAPS	1:22.054
5	4 LAPS	1:28.136	68	35.747	1:18.239	22	36.457	1:18.779	123	1 LAP	1:19.571	25	17 LAPS	1:28.182	68	39.127	1:19.524
2	1 LAP	1:19.695	22	35.830	1:19.550	30	4 LAPS	1:26.275	29	3 LAPS	1:28.572	68	37.505	1:18.110	22	39.345	1:19.351
4	1 LAP	1:21.248	16	37.874	1:18.858	16	38.401	1:18.679	22	36.641	1:18.905	22	37.896	1:18.973	123	1 LAP	1:29.196
48	4 LAPS	1:29.478	51	2 LAPS	1:25.070	2	1 LAP	1:19.468	68	37.113	1:20.154	16	40.687	1:19.084	16	42.127	1:19.342
43	3 LAPS	1:25.750	2	1 LAP	1:19.262	51	2 LAPS	1:23.056	16	39.321	1:19.641	2	1 LAP	1:19.527	15	4 LAPS	1:27.736
75	1:06.276	1:19.597	5	4 LAPS	1:28.160	5	4 LAPS	1:28.734	41	5 LAPS	1:35.725	51	2 LAPS	1:23.992	2	1 LAP	1:19.656
14	4 LAPS	1:27.691	4	1 LAP	1:20.457	75	1:09.316	1:20.976	2	1 LAP	1:19.793	30	4 LAPS	1:29.647	25	17 LAPS	1:29.710
23	2 LAPS	1:23.189	75	1:06.492	1:19.995	4	1 LAP	1:31.186	30	4 LAPS	1:26.501	41	5 LAPS	1:35.807	51	2 LAPS	1:22.784
			43	3 LAPS	1:25.712				51	2 LAPS	1:22.850	75	1:11.830	1:19.515	30	4 LAPS	1:25.312
			48	4 LAPS	1:29.181				5	4 LAPS	1:28.350				75	1:14.375	1:20.447
			14	4 LAPS	1:28.366				75	1:10.033	1:19.438						
			23	2 LAPS	1:22.970				4	1 LAP	1:20.858						

Session Start: 13:34:20 - Finish: 14:34:35

Weather/Track Conditions: Cloud / Dry

Circuit: Donington Park National

Track Length: 3.185 Km - 1.9791 miles

Donington Historic Festival - 28 - 30 Apr 2017

Historic Touring Car Challenge (HTCC) with Tony Dron Trophy

Race 6 - Lap Chart

Lap 43			Lap 44			Lap 45		
NO	Behind	Laptime	NO	Behind	Laptime	NO	Behind	Laptime
8		1:18.658	8		1:18.566	8		1:22.151
41	6 LAPS	1:36.017	34	7 LAPS	2:23.947	4	2 LAPS	1:21.967
4	2 LAPS	1:21.385	4	2 LAPS	1:22.345	21	2 LAPS	1:20.546
5	5 LAPS	1:27.861	41	6 LAPS	1:36.263	23	3 LAPS	1:23.751
23	3 LAPS	1:21.203	29	6 LAPS	4:54.916	5	5 LAPS	1:30.813
21	2 LAPS	1:20.773	21	2 LAPS	1:21.434	41	6 LAPS	1:35.921
43	4 LAPS	1:26.376	5	5 LAPS	1:28.333	68	36.226	1:18.886
48	5 LAPS	1:29.195	23	3 LAPS	1:23.318	22	37.129	1:19.365
82	2 LAPS	1:22.519	43	4 LAPS	1:27.119	43	4 LAPS	1:26.617
68	39.148	1:18.679	82	2 LAPS	1:21.973	82	2 LAPS	1:23.392
22	39.846	1:19.159	68	39.491	1:18.909	16	41.170	1:19.576
14	5 LAPS	1:29.001	22	39.915	1:18.635	2	1 LAP	1:20.471
16	42.714	1:19.245	16	43.745	1:19.597	48	5 LAPS	1:30.663
2	1 LAP	1:20.484	48	5 LAPS	1:30.196	14	5 LAPS	1:28.567
123	1 LAP	1:25.765	2	1 LAP	1:20.001	15	4 LAPS	1:27.487
15	4 LAPS	1:27.426	14	5 LAPS	1:28.426	51	2 LAPS	1:24.203
25	17 LAPS	1:28.834	123	1 LAP	1:28.441	75	1:12.675	1:19.097
51	2 LAPS	1:22.413	15	4 LAPS	1:26.785	25	17 LAPS	1:29.330
30	4 LAPS	1:25.159	25	17 LAPS	1:28.761	30	4 LAPS	1:25.844
75	1:14.617	1:18.900	51	2 LAPS	1:22.805			
			75	1:15.729	1:19.678			
			30	4 LAPS	1:27.274			

Session Start: 13:34:20 - Finish: 14:34:35
Weather/Track Conditions: Cloud / Dry
Circuit: Donington Park National
Track Length: 3.185 Km - 1.9791 miles

Donington Historic Festival - 28 - 30 Apr 2017

FJHRA/HSCC 'Silverline' Championship pre-64 Front & Rear-Engined Formula Juniors

Race 7 - Classification

Sheet No:

POS	NO	DRIVER/S	CLASS	CLASS POS	CAR MAKE / MODEL	TIME	LAPS	GAP	DIFF	MPH	BEST	ON
1	68	James Murray	E1	1	Lola Mk5A	20:01.426	15	-- 15 laps		88.95	1:18.539	12
2	78	Benn Tilley	E1	2	Lotus 22	20:04.170	15	2.744	2.744	88.74	1:19.144	12
3	70	John Fyda	E1	3	Brabham BT6	20:08.030	15	6.604	3.860	88.46	1:19.177	5
4	75	Peter Morton	E1	4	Lightning Envoyette	20:15.123	15	13.697	7.093	87.95	1:19.644	11
5	36	Andy Willis	E1	5	Lotus 20/22	20:20.283	15	18.857	5.160	87.58	1:19.621	15
6	84	Mark Woodhouse	E1	6	Lotus 20/22	20:22.235	15	20.809	1.952	87.43	1:20.077	15
7	87	Andrew Wilkinson	D2	1	Lynx T3	20:55.320	15	53.894	33.085	85.13	1:21.451	9
8	85	John Chisholm	D2	2	Gemini Mk3A	21:01.070	15	59.644	5.750	84.74	1:22.503	15
9	86	Steve Jones	E1	7	Cooper T67	21:06.205	15	1:04.779	5.135	84.40	1:22.015	10
10	59	Peter De La Roche	D2	3	BMC Mk2	21:06.529	15	1:05.103	0.324	84.38	1:22.283	15
11	66	Alex Morton	D2	4	Ausper T3	21:22.378	15	1:20.952	15.849	83.33	1:23.607	4
12	2	Christopher Milner	E1	8	Lotus 20/22	21:24.590	15	1:23.164	2.212	83.19	1:20.327	9
13	48	John Delane	D2	5	Lotus 18	21:28.602	15	1:27.176	4.012	82.93	1:23.449	10
14	54	Martin Halusa	E1	9	Lotus 22	20:19.684	14	-- 14 laps	23.625	81.78	1:24.266	11
15	34	Nick Finburgh	C2	1	Envoy Mk1	20:39.504	14	19.820	19.820	80.47	1:25.692	13
16	14	Crispian Besley	C2	2	Cooper T56	20:39.850	14	20.166	0.346	80.45	1:26.080	2
17	33	Stuart Tizzard	C2	3	Lotus 18	20:54.386	14	34.702	14.536	79.52	1:26.358	12
18	38	Gil Duffy	C2	4	Kieft FJ	20:58.083	14	38.399	3.697	79.28	1:26.708	12
19	81	Steve Futter	D2	6	Lotus 20	21:15.757	14	56.073	17.674	78.18	1:28.555	14
20	72	Tom De Gres	E2	1	Cooper T59	21:16.151	14	56.467	0.394	78.16	1:28.795	14
21	42	Jeremy Deeley	C2	5	Cooper T52	21:32.829	14	1:13.145	16.678	77.15	1:28.665	12
22	76	John Rees	E1	10	Lotus 22	21:49.358	14	1:29.674	16.529	76.17	1:27.891	13
23	41	Peter Fenichel	C2	6	Cooper T56	20:05.667	13	-- 13 laps	16.090	76.82	1:29.677	4
24	40	Chris Wilks	C2	7	Deep Sanderson FJ	20:10.965	13	5.298	5.298	76.48	1:31.383	6
25	79	Michael Hibberd	E1	11	Lotus 22	16:30.926	12	-- 12 laps		86.28	1:20.029	6
26	166	Sharon Adelman	E1	12	Brabham BT6	20:15.344	12	3:44.418	3:44.418	70.35	1:35.692	2
27	93	Rudolf Ernst	D1	1	PBA Mk2	20:27.416	12	3:56.490	12.072	69.65	1:36.921	2
28	97	Hans Ciers	D2	7	Lotus 20	20:44.084	12	4:13.158	16.668	68.72	1:38.434	3
29	88	Lukas Halusa	D2	8	Lotus 20	16:17.083	5	-- 5 laps --	7:29.962	36.46	1:25.120	4
30	95	Robs Lamplough	E1	13	Brabham BT2	5:52.902	4	-- 4 laps --		80.75	1:25.992	3

----- FASTEST LAP SUMMARY -----

NO	DRIVER/S	CLASS	CAR MAKE / MODEL	FASTEST LAP	ON	MPH
68	James Murray	E1	Lola Mk5A	1:18.539	12	90.71
87	Andrew Wilkinson	D2	Lynx T3	1:21.451	9	87.47
34	Nick Finburgh	C2	Envoy Mk1	1:25.692	13	83.14
72	Tom De Gres	E2	Cooper T59	1:28.795	14	80.24
93	Rudolf Ernst	D1	PBA Mk2	1:36.921	2	73.51

CAR 172 WITHDRAWN

Session Start: 14:54:27 - Finish: 15:14:27

Weather/Track Conditions: Cloud / Dry

Circuit: Donington Park National

Track Length: 3.185 Km - 1.9791 miles

These results are provisional until the conclusion of any judicial and technical matters.

Clerk of the Course: <div style="text-align: right;">Julian Floyd</div>	Timekeeper: <div style="text-align: right;">Nick Palmer</div>	Issued at:
--	--	------------



Printed : 29-04-2017 - 15:16

Donington Historic Festival - 28 - 30 Apr 2017

FJHRA/HSCC 'Silverline' Championship pre-64 Front & Rear-Engined Formula Juniors

Race 7 - Sector Analysis

2 Christopher Milner (E1)										Lotus 20/22									
lap	Sect-1	Speed	Sect-2	Speed	Sect-3	Speed	TopSpeed	laptime	pit	lap	Sect-1	Speed	Sect-2	Speed	Sect-3	Speed	Topspeed	laptime	pit
1				113.5	15.576			1:32.609		9	22.933	113.0	42.872	114.3	14.522			1:20.327	
2	23.739	104.8	44.996	114.1	14.821			1:23.556		10	23.453	109.3	43.389	114.9	14.368	105.5		1:21.210	
3	24.196	101.0	45.179	114.7	14.496			1:23.871		11	23.125	113.7	1:14.251	112.8	14.939	103.6		1:52.315	
4	23.517	111.7	43.379	114.5	14.772	103.6		1:21.668		12	24.344	94.3	44.470	114.5	15.873			1:24.687	
5	23.460	109.5	43.697	115.7	15.158			1:22.315		13	24.503	88.7	48.612	111.8	14.752	103.6		1:27.867	
6	24.394	107.8	43.340	113.9	14.550			1:22.284		14	23.999	105.4	43.161	114.7	14.773			1:21.933	
7	22.859	116.6	42.861	114.5	14.847			1:20.567		15	23.644	103.0	45.211	113.4	17.958			1:26.813	
8	23.156	110.8	43.851	116.1	15.561			1:22.568		16									

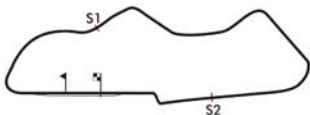
14 Crispian Besley (C2)										Cooper T56									
lap	Sect-1	Speed	Sect-2	Speed	Sect-3	Speed	TopSpeed	laptime	pit	lap	Sect-1	Speed	Sect-2	Speed	Sect-3	Speed	Topspeed	laptime	pit
1				105.9	15.844	97.3		1:35.564		8	25.133	98.3	45.862	107.6	15.567	97.0		1:26.562	
2	24.560	101.8	46.173	109.0	15.347	97.4		1:26.080		9	25.251	100.0	46.900	105.9	15.858	95.8		1:28.009	
3	24.992	98.7	46.863	107.7	15.474	97.3		1:27.329		10	25.029	102.9	46.709	102.0	17.078			1:28.816	
4	24.752	105.8	45.908	109.0	15.485	96.1		1:26.145		11	24.703	96.9	46.076	108.8	15.904	96.9		1:26.683	
5	24.997	99.0	47.319	104.9	15.863	96.9		1:28.179		12	25.061	101.5	46.009	107.2	20.429			1:31.499	
6	25.228	98.8	46.508	107.2	15.794	97.4		1:27.530		13	25.702	93.7	46.819	106.9	15.446	99.5		1:27.967	
7	25.479	93.7	51.282	103.3	15.915			1:32.676		14	25.101	97.8	46.601	107.9	15.109			1:26.811	

33 Stuart Tizzard (C2)										Lotus 18									
lap	Sect-1	Speed	Sect-2	Speed	Sect-3	Speed	TopSpeed	laptime	pit	lap	Sect-1	Speed	Sect-2	Speed	Sect-3	Speed	Topspeed	laptime	pit
1				105.9	16.863	92.9		1:43.432		8	25.339	95.9	48.244	104.4	15.857	94.8		1:29.440	
2	25.773	93.3	47.194	106.2	15.985	94.0		1:28.952		9	24.940	98.3	47.488	104.2	15.764			1:28.192	
3	25.823	93.7	47.339	105.2	17.779	90.7		1:30.941		10	25.807	98.6	46.440	104.7	15.615	93.8		1:27.862	
4	25.634	94.7	47.269	107.0	16.375	94.3		1:29.278		11	25.963	92.3	47.148	103.7	15.729			1:28.840	
5	25.582	94.7	46.984	105.0	15.466	93.9		1:28.032		12	24.783	98.0	46.185	105.0	15.390	94.6		1:26.358	
6	26.680	90.2	46.965	103.7	15.885			1:29.530		13	24.775	100.2	46.145	104.9	15.576			1:26.496	
7	25.219	93.5	47.465	99.6	16.036	92.5		1:28.720		14	26.286	98.6	46.396	103.6	15.631	92.4		1:28.313	

34 Nick Finburgh (C2)										Envoy Mk1									
lap	Sect-1	Speed	Sect-2	Speed	Sect-3	Speed	TopSpeed	laptime	pit	lap	Sect-1	Speed	Sect-2	Speed	Sect-3	Speed	Topspeed	laptime	pit
1				108.8	17.520	91.7		1:45.464		8	24.927	98.0	47.149	107.6	15.759			1:27.835	
2	25.389	93.5	47.620	108.1	15.733	97.9		1:28.742		9	24.645	93.7	47.332	107.6	15.904	96.2		1:27.881	
3	25.298	89.0	47.276	110.4	16.512			1:29.086		10	25.568	94.2	46.490	108.6	15.244	97.2		1:27.302	
4	24.832	95.4	47.640	112.4	15.216	98.3		1:27.688		11	24.759	94.1	46.516	109.1	15.380			1:26.655	
5	24.676	92.9	45.990	108.8	15.191	99.2		1:25.857		12	25.221	99.3	46.614	108.8	15.438	97.0		1:27.273	
6	25.340	93.4	46.527	107.9	15.129			1:26.996		13	24.652	102.1	45.846	110.4	15.194			1:25.692	
7	24.519	99.4	46.339	107.9	15.432	95.9		1:26.290		14	25.038	95.4	46.400	103.6	15.305	96.3		1:26.743	

36 Andy Willis (E1)										Lotus 20/22									
lap	Sect-1	Speed	Sect-2	Speed	Sect-3	Speed	TopSpeed	laptime	pit	lap	Sect-1	Speed	Sect-2	Speed	Sect-3	Speed	Topspeed	laptime	pit
1				109.7	15.621			1:29.515		9	23.166	114.7	42.939	112.4	15.128	98.7		1:21.233	
2	23.699	107.9	44.062	113.0	14.775	100.0		1:22.536		10	23.468	111.5	43.934	109.0	14.188	99.6		1:21.590	
3	23.533	113.0	42.987	111.5	14.516			1:21.036		11	23.401	104.9	42.582	113.5	14.114	100.8		1:20.097	
4	23.532	114.5	42.655	111.7	14.501	98.4		1:20.688		12	23.212	114.5	42.887	112.6	14.596			1:20.695	
5	23.354	115.5	42.907	111.3	14.379			1:20.640		13	23.275	114.7	42.549	112.2	14.741			1:20.565	
6	23.437	108.1	43.255	111.3	14.349	99.2		1:21.041		14	23.155	116.6	42.500	112.2	14.638	99.5		1:20.293	
7	23.392	115.3	42.739	111.1	14.329	99.0		1:20.460		15	22.956	115.3	42.418	112.8	14.247	100.9		1:19.621	
8	23.197	115.1	42.840	111.5	14.236	99.6		1:20.273		16									

38 Gil Duffy (C2)										Kieft FJ									
lap	Sect-1	Speed	Sect-2	Speed	Sect-3	Speed	TopSpeed	laptime	pit	lap	Sect-1	Speed	Sect-2	Speed	Sect-3	Speed	Topspeed	laptime	pit
1				108.6	16.125			1:37.421		8	26.269	88.9	49.223	98.6	16.456			1:31.948	
2	25.895	96.6	48.204	107.4	16.233			1:30.332		9	25.222	94.7	48.792	107.7	15.944			1:29.958	
3	25.865	98.8	47.068	108.4	16.517	90.7		1:29.450		10	25.335	98.1	46.335	109.0	16.439	93.9		1:28.109	
4	26.123	97.3	46.897	108.4	15.954	96.7		1:28.974		11	25.491	94.4	46.324	110.0	16.123			1:27.938	
5	26.621	88.7	47.540	105.7	16.403	95.0		1:30.564		12	25.021	99.1	46.035	109.5	15.652			1:26.708	
6	26.676	88.2	47.616	107.0	16.393			1:30.685		13	25.234	99.4	46.147	109.8	15.934			1:27.315	
7	25.775	91.2	47.415	106.9	16.539			1:29.729		14	25.309	96.3	46.851	109.0	16.792	93.1		1:28.952	



Session Start: 14:54:27 - Finish: 15:14:27

Weather/Track Conditions: Cloud / Dry

Circuit: Donington Park National

Track Length: 3.185 Km - 1.9791 miles

Donington Historic Festival - 28 - 30 Apr 2017

FJHRA/HSCC 'Silverline' Championship pre-64 Front & Rear-Engined Formula Juniors

Race 7 - Sector Analysis

40 Chris Wilks (C2)										Deep Sanderson FJ										
lap	Sect-1	Speed	Sect-2	Speed	Sect-3	Speed	TopSpeed	laptime	pit	lap	Sect-1	Speed	Sect-2	Speed	Sect-3	Speed	Topspeed	laptime	pit	
1				104.4	17.694	91.2		1:43.492		8	26.159	97.7	49.026	100.6	16.386				1:31.571	
2	26.647	93.0	49.024	104.9	16.555			1:32.226		9	26.175	98.3	48.983	103.6	16.753				1:31.911	
3	25.908	95.5	49.217	105.2	16.822			1:31.947		10	26.036	99.3	51.174	99.9	16.546				1:33.756	
4	26.035	100.7	48.687	103.6	16.946	94.3		1:31.668		11	26.352	99.4	49.161	103.9	16.565				1:32.078	
5	26.058	98.3	49.383	100.8	16.373	89.1		1:31.814		12	26.760	86.0	49.616	103.1	16.974				1:33.350	
6	26.131	99.7	48.915	104.2	16.337	92.0		1:31.383		13	26.681	94.7	48.535	101.6	16.797				1:32.013	
7	26.507	100.0	50.704	101.4	16.545			1:33.756		14										

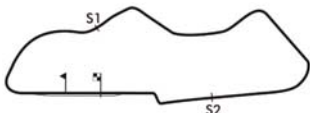
41 Peter Fenichel (C2)										Cooper T56										
lap	Sect-1	Speed	Sect-2	Speed	Sect-3	Speed	TopSpeed	laptime	pit	lap	Sect-1	Speed	Sect-2	Speed	Sect-3	Speed	Topspeed	laptime	pit	
1				101.4	16.384	92.5		1:41.565		8	25.866	95.6	49.579	103.1	17.738	89.7			1:33.183	
2	26.695	91.3	48.129	100.9	16.778			1:31.602		9	26.775	95.6	48.362	101.3	16.114				1:31.251	
3	26.171	90.1	49.117	100.6	16.311			1:31.599		10	26.010	96.9	51.151	102.3	17.089				1:34.250	
4	25.860	91.9	47.791	103.1	16.026			1:29.677		11	25.925	95.0	53.133	103.0	17.477				1:36.535	
5	25.871	95.2	48.024	100.8	16.206	92.7		1:30.101		12	26.740	87.1	50.667	99.3	16.163	92.6			1:33.570	
6	25.955	93.7	47.789	102.0	16.184			1:29.928		13	26.571	100.0	47.855	103.6	16.316	92.4			1:30.742	
7	26.390	85.3	49.182	101.4	16.092	93.4		1:31.664		14										

42 Jeremy Deeley (C2)										Cooper T52										
lap	Sect-1	Speed	Sect-2	Speed	Sect-3	Speed	TopSpeed	laptime	pit	lap	Sect-1	Speed	Sect-2	Speed	Sect-3	Speed	Topspeed	laptime	pit	
1				102.6	17.141			1:44.169		8	26.256	98.7	48.210	104.4	15.772				1:30.238	
2	26.414	99.9	49.159	105.2	16.293			1:31.866		9	25.512	100.2	47.856	105.4	15.976	94.3			1:29.344	
3	25.878	97.3	48.448	103.7	16.156			1:30.482		10	25.778	96.5	51.929	102.0	17.643	90.3			1:35.350	
4	25.814	104.9	47.785	103.6	15.961			1:29.560		11	26.534	101.5	46.901	103.4	15.956				1:29.391	
5	25.514	103.0	47.810	103.4	16.454	90.9		1:29.778		12	25.797	100.4	47.018	103.9	15.850	94.3			1:28.665	
6	26.107	92.5	48.459	104.1	16.116			1:30.682		13	25.940	98.8	47.467	102.6	15.638	94.2			1:29.045	
7	25.742	99.3	48.096	103.7	16.650	91.5		1:30.488		14	25.624	101.8	46.949	103.4	31.198	70.5			1:43.771	

48 John Delane (D2)										Lotus 18										
lap	Sect-1	Speed	Sect-2	Speed	Sect-3	Speed	TopSpeed	laptime	pit	lap	Sect-1	Speed	Sect-2	Speed	Sect-3	Speed	Topspeed	laptime	pit	
1				111.7	15.756	97.9		1:32.572		9	24.484	100.3	44.426	110.4	14.874				1:23.784	
2	24.920	94.6	45.425	111.1	15.603			1:25.948		10	24.010	99.7	44.554	111.1	14.885	99.6			1:23.449	
3	24.821	100.0	44.319	113.2	15.021			1:24.161		11	24.131	99.1	45.213	111.3	15.902	96.7			1:25.246	
4	24.334	100.7	44.410	112.4	15.078			1:23.822		12	24.334	102.7	44.462	111.7	15.411	97.4			1:24.207	
5	24.852	98.7	44.792	111.1	15.196			1:24.840		13	24.209	96.2	46.836	109.8	15.129	98.6			1:26.174	
6	24.954	84.4	46.544	109.8	16.013	94.7		1:27.511		14	24.437	99.1	44.891	110.2	15.030				1:24.358	
7	24.712	98.7	44.984	112.8	15.883			1:25.579		15	24.907	98.4	46.243	108.6	21.393				1:32.543	
8	24.372	101.6	44.783	110.0	15.253	99.5		1:24.408		16										

54 Martin Halusa (E1)										Lotus 22										
lap	Sect-1	Speed	Sect-2	Speed	Sect-3	Speed	TopSpeed	laptime	pit	lap	Sect-1	Speed	Sect-2	Speed	Sect-3	Speed	Topspeed	laptime	pit	
1				113.4	15.970	99.5		1:38.083		8	24.839	95.6	45.619	114.3	15.525	102.2			1:25.983	
2	25.584	91.2	46.898	114.5	15.512	101.6		1:27.994		9	24.443	99.9	44.979	113.0	15.584				1:25.006	
3	25.230	95.5	45.459	115.5	15.886	101.4		1:26.575		10	24.448	102.6	44.361	113.2	16.001	101.4			1:24.810	
4	24.714	93.2	45.200	116.3	15.576			1:25.490		11	24.677	103.3	44.292	115.9	15.297	101.6			1:24.266	
5	24.780	95.6	44.989	111.3	15.859			1:25.628		12	24.892	94.4	46.606	114.1	15.152				1:26.650	
6	25.302	94.8	45.834	115.1	15.428	100.8		1:26.564		13	24.550	83.3	44.376	116.3	15.661				1:24.587	
7	25.101	93.5	49.891	112.2	15.653	102.2		1:30.645		14	25.981	94.6	45.942	111.7	15.480	98.0			1:27.403	

59 Peter De La Roche (D2)										BMC Mk2										
lap	Sect-1	Speed	Sect-2	Speed	Sect-3	Speed	TopSpeed	laptime	pit	lap	Sect-1	Speed	Sect-2	Speed	Sect-3	Speed	Topspeed	laptime	pit	
1				107.4	15.066	97.0		1:31.626		9	23.913	110.8	44.521	109.1	14.609	98.7			1:23.043	
2	24.277	108.5	44.968	107.6	14.704	97.6		1:23.949		10	23.777	110.9	44.441	109.0	14.485				1:22.703	
3	24.401	110.6	45.760	105.9	14.731	99.5		1:24.892		11	23.969	99.9	45.284	109.5	14.433				1:23.686	
4	23.926	112.6	45.192	107.0	14.633	97.4		1:23.751		12	24.107	109.9	47.261	107.7	14.645	97.7			1:26.013	
5	24.112	110.0	44.868	108.4	15.315			1:24.295		13	23.754	112.0	44.686	110.2	14.675				1:23.115	
6	24.723	94.6	46.170	109.3	14.660	98.3		1:25.553		14	23.900	109.2	45.521	109.5	14.509	99.3			1:23.930	
7	24.320	95.1	44.944	108.3	14.697			1:23.961		15	23.677	111.7	44.095	110.7	14.511				1:22.283	
8	23.891	111.5	45.125	108.3	14.713			1:23.729		16										



Session Start: 14:54:27 - Finish: 15:14:27

Weather/Track Conditions: Cloud / Dry

Circuit: Donington Park National

Track Length: 3.185 Km - 1.9791 miles

Donington Historic Festival - 28 - 30 Apr 2017

FJHRA/HSCC 'Silverline' Championship pre-64 Front & Rear-Engined Formula Juniors

Race 7 - Sector Analysis

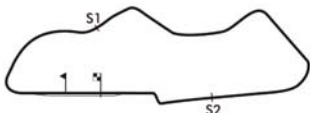
66 Alex Morton (D2)										Ausper T3									
lap	Sect-1	Speed	Sect-2	Speed	Sect-3	Speed	TopSpeed	laptime	pit	lap	Sect-1	Speed	Sect-2	Speed	Sect-3	Speed	Topspeed	laptime	pit
1				111.7	15.682			1:33.425		9	24.695	100.3	44.510	111.7	14.846			1:24.051	
2	24.796	92.9	45.624	111.7	15.177	102.5		1:25.597		10	24.154	99.1	44.951	111.7	14.767	101.7		1:23.872	
3	24.647	97.1	44.714	112.4	15.011			1:24.372		11	24.052	104.3	45.059	113.0	15.387	102.8		1:24.498	
4	24.167	96.7	44.465	114.5	14.975	101.3		1:23.607		12	24.577	101.6	44.426	111.1	15.649			1:24.652	
5	24.672	96.7	45.061	113.2	14.834			1:24.567		13	24.569	100.4	46.036	115.3	15.101			1:25.706	
6	24.994	83.1	46.273	114.3	15.603			1:26.870		14	24.762	98.8	44.702	113.7	14.848			1:24.312	
7	24.217	100.3	45.506	109.0	16.322			1:26.045		15	24.426	103.5	44.676	111.5	17.199	96.5		1:26.301	
8	24.690	102.7	45.040	111.8	14.773			1:24.503		16									

68 James Murray (E1)										Lola Mk5A									
lap	Sect-1	Speed	Sect-2	Speed	Sect-3	Speed	TopSpeed	laptime	pit	lap	Sect-1	Speed	Sect-2	Speed	Sect-3	Speed	Topspeed	laptime	pit
1				114.1	14.502	103.1		1:23.678		9	22.804	106.8	42.921	115.3	15.061			1:20.786	
2	23.070	114.9	42.477	114.1	14.332			1:19.879		10	22.843	112.8	43.596	113.9	14.216	104.2		1:20.655	
3	23.028	111.3	42.154	115.5	14.117	103.9		1:19.299		11	22.897	111.3	42.739	112.6	13.911			1:19.547	
4	22.805	113.1	41.864	116.1	14.055	103.4		1:18.724		12	22.747	115.1	41.847	115.9	13.945	105.7		1:18.539	
5	23.378	100.0	42.078	116.5	13.931			1:19.387		13	22.669	114.7	42.031	115.1	15.051	101.1		1:19.751	
6	24.856	113.9	41.940	115.5	13.994	103.9		1:20.790		14	22.884	112.8	42.457	115.5	14.044			1:19.385	
7	22.636	115.1	42.733	116.7	15.021	102.0		1:20.390		15	23.288	107.4	42.848	114.1	14.095			1:20.231	
8	22.925	111.7	43.023	116.5	14.437	103.3		1:20.385		16									

70 John Fyda (E1)										Brabham BT6									
lap	Sect-1	Speed	Sect-2	Speed	Sect-3	Speed	TopSpeed	laptime	pit	lap	Sect-1	Speed	Sect-2	Speed	Sect-3	Speed	Topspeed	laptime	pit
1				118.8	14.694	106.7		1:25.768		9	23.031	112.0	43.017	122.2	14.162			1:20.210	
2	22.938	111.3	42.996	120.5	14.341			1:20.275		10	22.711	104.0	43.680	119.2	14.207	109.1		1:20.598	
3	22.967	103.5	42.570	119.8	14.100	109.5		1:19.637		11	22.936	104.8	42.392	121.8	14.341	109.3		1:19.669	
4	23.454	99.4	43.276	122.6	14.893			1:21.623		12	22.794	106.9	42.897	121.3	14.053	109.7		1:19.744	
5	22.642	112.6	42.490	121.5	14.045			1:19.177		13	22.286	112.0	43.094	121.1	14.231	108.4		1:19.611	
6	22.860	108.3	42.982	120.5	14.369	108.1		1:20.211		14	22.653	109.5	42.526	122.2	15.218			1:20.397	
7	22.801	108.6	42.676	120.9	14.344	106.9		1:19.821		15	23.094	102.4	43.595	119.6	14.408			1:21.097	
8	22.904	104.3	42.768	121.5	14.520			1:20.192		16									

72 Tom De Gres (E2)										Cooper T59									
lap	Sect-1	Speed	Sect-2	Speed	Sect-3	Speed	TopSpeed	laptime	pit	lap	Sect-1	Speed	Sect-2	Speed	Sect-3	Speed	Topspeed	laptime	pit
1				103.0	17.171	96.2		1:44.476		8	25.834	89.6	48.053	108.4	16.986			1:30.873	
2	26.885	86.6	49.056	108.1	15.981			1:31.922		9	25.793	90.5	47.431	108.3	15.818	97.3		1:29.042	
3	26.146	91.9	48.180	107.0	15.967			1:30.293		10	26.270	81.9	50.107	108.6	16.161	95.1		1:32.538	
4	26.298	92.5	47.335	102.0	15.994	98.3		1:29.627		11	25.598	90.0	49.025	101.7	17.125			1:31.748	
5	25.942	91.4	47.366	98.3	16.243	96.9		1:29.551		12	25.458	88.2	47.737	109.3	15.694	97.4		1:28.889	
6	25.670	93.9	47.337	109.1	15.862			1:28.869		13	25.432	93.7	47.396	110.7	16.209	95.9		1:29.037	
7	25.687	89.0	47.859	108.3	16.945	93.6		1:30.491		14	25.593	90.7	47.183	109.0	16.019	96.2		1:28.795	

75 Peter Morton (E1)										Lightning Envoyette									
lap	Sect-1	Speed	Sect-2	Speed	Sect-3	Speed	TopSpeed	laptime	pit	lap	Sect-1	Speed	Sect-2	Speed	Sect-3	Speed	Topspeed	laptime	pit
1				117.9	14.790	106.7		1:26.564		9	23.919	97.3	44.420	118.1	14.731			1:23.070	
2	23.043	108.6	42.963	117.9	14.616			1:20.622		10	22.733	107.1	45.250	116.3	14.719			1:22.702	
3	23.030	111.7	42.323	118.1	14.524			1:19.877		11	22.696	117.9	42.723	117.7	14.225			1:19.644	
4	22.740	109.9	42.853	120.5	14.863	105.2		1:20.456		12	23.393	109.3	42.148	118.1	14.208			1:19.749	
5	23.104	100.9	42.883	117.1	14.588			1:20.575		13	22.929	117.2	42.566	116.9	14.156	106.4		1:19.651	
6	22.921	105.3	42.663	119.2	14.119			1:19.703		14	22.772	117.0	42.705	117.5	14.220	106.4		1:19.697	
7	23.219	109.3	43.028	119.2	14.301			1:20.548		15	23.396	105.1	43.254	116.7	15.148	104.2		1:21.798	
8	22.764	109.5	43.345	117.3	14.358	106.4		1:20.467		16									



Session Start: 14:54:27 - Finish: 15:14:27

Weather/Track Conditions: Cloud / Dry

Circuit: Donington Park National

Track Length: 3.185 Km - 1.9791 miles

Donington Historic Festival - 28 - 30 Apr 2017

FJHRA/HSCC 'Silverline' Championship pre-64 Front & Rear-Engined Formula Juniors

Race 7 - Sector Analysis

76 John Rees (E1)										Lotus 22									
lap	Sect-1	Speed	Sect-2	Speed	Sect-3	Speed	TopSpeed	laptime	pit	lap	Sect-1	Speed	Sect-2	Speed	Sect-3	Speed	Topspeed	laptime	pit
1				97.6	17.887	87.7		1:46.024		8	26.129	95.2	48.901	100.0	16.289	89.2		1:31.319	
2	26.294	97.4	49.447	98.7	17.090			1:32.831		9	25.614	94.8	47.962	100.6	15.573			1:29.149	
3	26.029	100.4	47.329	97.7	16.152	89.3		1:29.510		10	26.202	93.8	50.326	99.9	17.246	84.9		1:33.774	
4	25.691	97.4	48.507	99.5	16.104	89.4		1:30.302		11	26.403	102.9	47.861	98.4	17.046			1:31.310	
5	25.567	102.0	46.918	98.0	15.582	91.1		1:28.067		12	26.568	96.5	48.261	96.5	15.910			1:30.739	
6	25.583	100.3	47.495	99.2	15.571	91.5		1:28.649		13	25.814	99.6	46.427	99.3	15.650	90.5		1:27.891	
7	25.483	91.6	47.589	96.6	16.940	85.1		1:30.012		14	25.638	101.6	46.837	100.0	In			1:59.781	P

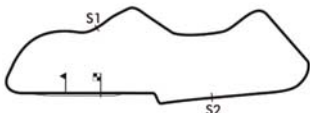
78 Benn Tilley (E1)										Lotus 22									
lap	Sect-1	Speed	Sect-2	Speed	Sect-3	Speed	TopSpeed	laptime	pit	lap	Sect-1	Speed	Sect-2	Speed	Sect-3	Speed	Topspeed	laptime	pit
1				117.9	14.743			1:26.069		9	23.216	106.1	43.324	114.9	14.253			1:20.793	
2	22.841	113.7	42.286	117.9	14.289	106.2		1:19.416		10	23.469	112.0	42.152	116.7	14.475	105.4		1:20.096	
3	23.045	113.3	42.232	117.9	14.507			1:19.784		11	22.795	108.6	41.962	118.1	14.723	106.2		1:19.480	
4	23.451	103.3	42.716	115.5	14.445	106.0		1:20.612		12	22.907	112.2	42.166	116.5	14.071	106.7		1:19.144	
5	22.968	113.3	42.843	116.5	14.324			1:20.135		13	22.666	114.1	42.578	115.9	13.971	106.7		1:19.215	
6	23.000	108.5	42.401	116.1	14.158	106.0		1:19.559		14	22.907	112.6	42.294	116.5	14.207			1:19.408	
7	22.837	117.9	42.262	115.5	14.246			1:19.345		15	23.363	90.9	43.247	116.3	14.586	104.7		1:21.196	
8	23.017	115.1	42.153	117.1	14.748			1:19.918		16									

79 Michael Hibberd (E1)										Lotus 22									
lap	Sect-1	Speed	Sect-2	Speed	Sect-3	Speed	TopSpeed	laptime	pit	lap	Sect-1	Speed	Sect-2	Speed	Sect-3	Speed	Topspeed	laptime	pit
1				117.7	14.495			1:24.721		7	23.125	109.3	42.958	118.8	14.124	105.2		1:20.207	
2	23.110	106.1	42.868	118.3	14.113			1:20.091		8	22.933	107.1	43.579	118.1	14.365			1:20.877	
3	22.881	109.3	42.680	118.8	14.922	101.9		1:20.483		9	23.718	102.1	46.129	117.9	15.180	103.9		1:25.027	
4	23.446	103.7	43.559	119.4	14.848			1:21.853		10	23.010	108.1	45.287	118.3	15.478	103.3		1:23.775	
5	23.203	106.9	43.030	119.6	14.229			1:20.462		11	23.134	112.2	43.065	118.5	14.676			1:20.875	
6	22.773	108.6	42.975	119.4	14.281	104.7		1:20.029		12	23.409	108.1	46.803	112.4	In			1:32.526	P

81 Steve Futter (D2)										Lotus 20									
lap	Sect-1	Speed	Sect-2	Speed	Sect-3	Speed	TopSpeed	laptime	pit	lap	Sect-1	Speed	Sect-2	Speed	Sect-3	Speed	Topspeed	laptime	pit
1				111.1	16.263			1:41.972		8	25.879	88.4	48.475	109.3	16.519			1:30.873	
2	25.453	93.4	47.530	109.7	16.597	97.4		1:29.580		9	25.910	90.1	49.554	111.3	15.781			1:31.245	
3	25.675	87.0	48.445	113.0	16.585			1:30.705		10	26.398	80.7	51.928	106.4	16.344	99.6		1:34.670	
4	25.571	92.4	47.744	111.7	16.791	98.4		1:30.106		11	25.699	96.0	47.580	111.7	16.427	97.7		1:29.706	
5	25.513	88.7	48.320	111.3	16.276			1:30.109		12	25.232	94.6	47.512	112.0	16.040	98.4		1:28.784	
6	25.874	87.3	48.060	110.4	16.475	96.2		1:30.409		13	25.163	89.2	47.690	112.0	16.379	97.2		1:29.232	
7	25.525	90.0	47.851	109.8	16.435			1:29.811		14	25.417	90.5	46.903	110.7	16.235	97.4		1:28.555	

84 Mark Woodhouse (E1)										Lotus 20/22									
lap	Sect-1	Speed	Sect-2	Speed	Sect-3	Speed	TopSpeed	laptime	pit	lap	Sect-1	Speed	Sect-2	Speed	Sect-3	Speed	Topspeed	laptime	pit
1				116.1	14.694	104.4		1:27.070		9	23.143	108.8	44.079	116.3	16.053	100.0		1:23.275	
2	23.310	107.1	43.281	116.3	14.756	102.6		1:21.347		10	23.569	95.5	43.402	117.1	14.683	104.1		1:21.654	
3	23.299	107.4	42.951	114.9	14.606	103.0		1:20.856		11	23.346	110.6	42.890	117.3	14.516			1:20.752	
4	22.951	108.8	42.682	116.7	14.570			1:20.203		12	23.594	108.5	43.533	116.3	14.705			1:21.832	
5	22.937	107.1	43.028	116.3	14.560	102.2		1:20.525		13	23.011	106.4	42.617	116.9	15.239	102.3		1:20.867	
6	23.363	106.6	42.794	116.1	14.468	102.6		1:20.625		14	23.047	110.2	42.991	116.5	14.880	102.6		1:20.918	
7	23.073	106.3	42.899	115.9	14.488			1:20.460		15	22.720	111.8	42.789	115.1	14.568	101.1		1:20.077	
8	23.056	106.1	44.127	113.7	14.591	102.2		1:21.774		16									

85 John Chisholm (D2)										Gemini Mk3A									
lap	Sect-1	Speed	Sect-2	Speed	Sect-3	Speed	TopSpeed	laptime	pit	lap	Sect-1	Speed	Sect-2	Speed	Sect-3	Speed	Topspeed	laptime	pit
1				113.7	15.567			1:30.927		9	24.115	99.0	44.053	113.9	14.893			1:23.061	
2	24.100	101.8	44.296	113.7	15.357			1:23.753		10	23.697	109.9	43.878	114.5	15.120	101.7		1:22.695	
3	24.030	109.7	43.723	115.1	15.069			1:22.822		11	24.306	111.5	45.162	114.3	14.921			1:24.389	
4	23.720	109.3	44.053	113.2	15.276			1:23.049		12	24.124	102.4	44.338	115.9	15.235	100.0		1:23.697	
5	23.968	103.8	44.214	113.7	15.800	101.7		1:23.982		13	24.309	94.2	44.706	114.1	15.492			1:24.507	
6	24.653	100.6	44.498	114.3	15.515	101.1		1:24.666		14	24.035	109.2	44.037	113.7	15.294			1:23.366	
7	23.921	109.3	44.064	113.4	15.301			1:23.286		15	23.789	110.2	43.511	113.9	15.203	100.8		1:22.503	
8	24.134	97.6	44.518	112.8	15.715			1:24.367		16									



Session Start: 14:54:27 - Finish: 15:14:27

Weather/Track Conditions: Cloud / Dry

Circuit: Donington Park National

Track Length: 3.185 Km - 1.9791 miles

Donington Historic Festival - 28 - 30 Apr 2017

FJHRA/HSCC 'Silverline' Championship pre-64 Front & Rear-Engined Formula Juniors

Race 7 - Sector Analysis

86 Steve Jones (E1)										Cooper T67									
lap	Sect-1	Speed	Sect-2	Speed	Sect-3	Speed	TopSpeed	laptime	pit	lap	Sect-1	Speed	Sect-2	Speed	Sect-3	Speed	Topspeed	laptime	pit
1				112.0	15.673	101.9		1:32.956		9	23.513	112.2	44.179	113.7	15.104	102.3		1:22.796	
2	24.840	93.3	45.249	114.1	15.465			1:25.554		10	23.271	113.5	43.965	114.1	14.779			1:22.015	
3	23.677	104.5	44.509	114.9	14.897	102.6		1:23.083		11	23.845	111.1	45.557	113.5	15.144			1:24.546	
4	23.997	106.8	44.562	115.3	14.981	102.6		1:23.540		12	23.609	110.8	47.067	112.0	14.775	101.6		1:25.451	
5	23.591	107.4	44.535	115.1	14.812			1:22.938		13	23.671	99.7	45.919	114.1	14.835			1:24.425	
6	25.027	93.2	45.183	113.7	15.051			1:25.261		14	24.639	93.2	45.364	105.7	14.886			1:24.889	
7	23.763	97.7	44.277	112.8	15.198	101.1		1:23.238		15	23.483	112.0	44.391	110.7	14.803	102.2		1:22.677	
8	23.585	112.6	44.299	113.0	14.952			1:22.836		16									

87 Andrew Wilkinson (D2)										Lynx T3									
lap	Sect-1	Speed	Sect-2	Speed	Sect-3	Speed	TopSpeed	laptime	pit	lap	Sect-1	Speed	Sect-2	Speed	Sect-3	Speed	Topspeed	laptime	pit
1				114.9	15.667			1:29.194		9	23.301	107.6	43.593	115.5	14.557	101.1		1:21.451	
2	23.740	110.4	44.080	114.1	14.824			1:22.644		10	23.758	104.1	45.090	113.5	14.901			1:23.749	
3	24.053	108.6	43.721	115.9	14.802			1:22.576		11	23.614	101.8	46.313	115.5	15.926	102.6		1:25.853	
4	23.523	108.3	43.864	115.5	15.255	99.6		1:22.642		12	24.163	98.0	46.519	109.8	15.212			1:25.894	
5	23.895	108.5	43.963	115.3	15.580			1:23.438		13	23.765	105.8	43.741	114.5	14.966	100.8		1:22.472	
6	24.052	103.5	43.795	114.5	14.853	100.6		1:22.700		14	23.572	104.3	43.844	115.1	15.030	100.5		1:22.446	
7	23.892	103.5	44.081	113.5	14.789	101.6		1:22.762		15	23.712	105.6	44.218	114.9	15.199			1:23.129	
8	23.589	106.3	44.224	113.4	16.557	97.9		1:24.370		16									

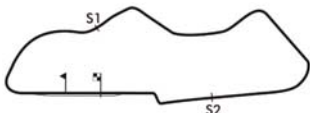
88 Lukas Halusa (D2)										Lotus 20									
lap	Sect-1	Speed	Sect-2	Speed	Sect-3	Speed	TopSpeed	laptime	pit	lap	Sect-1	Speed	Sect-2	Speed	Sect-3	Speed	Topspeed	laptime	pit
1	Out	87.6	1:03.969	74.8	In			3:45.203	P	4	24.615	103.2	45.269	111.7	15.236			1:25.120	
2	Out	89.4	47.208	111.1	15.756			7:51.390	P	5	24.549	106.8	46.206	109.0	In			1:32.000	P
3	24.717	104.0	1:02.504	94.6	16.149			1:43.370		6									

93 Rudolf Ernst (D1)										PBA Mk2									
lap	Sect-1	Speed	Sect-2	Speed	Sect-3	Speed	TopSpeed	laptime	pit	lap	Sect-1	Speed	Sect-2	Speed	Sect-3	Speed	Topspeed	laptime	pit
1				90.3	17.375			1:51.222		7	28.905	87.2	53.837	86.1	17.853			1:40.595	
2	28.351	93.9	51.308	89.7	17.262	80.1		1:36.921		8	28.748	90.4	58.464	82.0	19.667			1:46.879	
3	28.713	92.5	51.831	89.7	17.993	76.6		1:38.537		9	28.915	92.3	52.753	87.9	25.388			1:47.056	
4	28.925	91.5	52.340	89.4	17.581	80.1		1:38.846		10	30.292	83.4	53.222	89.1	18.966			1:42.480	
5	30.327	85.5	53.491	88.2	17.431	78.8		1:41.249		11	28.697	91.6	52.186	87.3	17.583	77.6		1:38.466	
6	30.972	74.9	56.604	88.7	17.698			1:45.274		12	28.855	91.4	53.459	88.0	17.577	78.7		1:39.891	

95 Robs Lamplough (E1)										Brabham BT2									
lap	Sect-1	Speed	Sect-2	Speed	Sect-3	Speed	TopSpeed	laptime	pit	lap	Sect-1	Speed	Sect-2	Speed	Sect-3	Speed	Topspeed	laptime	pit
1				110.2	15.867	99.0		1:34.301		3	24.149	95.5	46.526	110.0	15.317			1:25.992	
2	24.277	95.6	46.488	112.2	15.341			1:26.106		4	24.088	98.4	47.103	110.2	15.312			1:26.503	

97 Hans Ciers (D2)										Lotus 20									
lap	Sect-1	Speed	Sect-2	Speed	Sect-3	Speed	TopSpeed	laptime	pit	lap	Sect-1	Speed	Sect-2	Speed	Sect-3	Speed	Topspeed	laptime	pit
1				92.5	17.903			1:53.246		7	29.900	79.7	57.101	90.7	21.961			1:48.962	
2	29.033	80.6	54.854	99.3	17.710			1:41.597		8	30.984	78.3	54.260	95.1	18.504	93.6		1:43.748	
3	29.261	78.5	51.633	105.0	17.540	96.9		1:38.434		9	30.108	77.8	52.936	103.7	19.634			1:42.678	
4	32.088	64.3	57.959	87.9	20.538			1:50.585		10	28.962	78.1	51.798	101.6	18.400			1:39.160	
5	31.976	69.1	53.493	95.9	17.790	94.4		1:43.259		11	29.271	71.7	52.532	95.4	19.297	95.4		1:41.100	
6	30.765	75.6	52.181	89.7	18.009			1:40.955		12	28.199	79.2	54.281	86.7	17.880			1:40.360	

166 Sharon Adelman (E1)										Brabham BT6									
lap	Sect-1	Speed	Sect-2	Speed	Sect-3	Speed	TopSpeed	laptime	pit	lap	Sect-1	Speed	Sect-2	Speed	Sect-3	Speed	Topspeed	laptime	pit
1				109.3	16.399			1:47.800		7	27.760	83.9	53.801	109.3	16.944			1:38.505	
2	26.990	82.2	52.063	108.6	16.639			1:35.692		8	28.373	81.6	54.067	105.9	16.859			1:39.299	
3	27.482	78.7	53.394	109.3	16.725			1:37.601		9	27.928	85.1	52.756	108.8	17.464	97.6		1:38.148	
4	27.876	75.7	53.730	107.0	16.890			1:38.496		10	28.452	77.6	53.735	106.0	16.779	98.0		1:38.966	
5	50.841	66.6	55.029	103.3	17.634	95.5		2:03.504		11	27.676	87.3	53.326	106.9	17.070	97.9		1:38.072	
6	28.985	78.2	55.683	97.3	17.434			1:42.102		12	27.972	78.7	52.628	107.6	16.559	100.2		1:37.159	



Session Start: 14:54:27 - Finish: 15:14:27

Weather/Track Conditions: Cloud / Dry

Circuit: Donington Park National

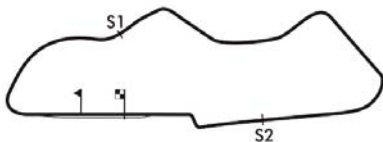
Track Length: 3.185 Km - 1.9791 miles

Donington Historic Festival - 28 - 30 Apr 2017

FJHRA/HSCC 'Silverline' Championship pre-64 Front & Rear-Engined Formula Juniors

Race 7 - Best Sector Times

	SECTOR 1			SECTOR 2			SECTOR 3			IDEAL / BEST LAP COMPARISON					
	NO	TIME	LAP	NO	TIME	LAP	NO	TIME	LAP	NO	NAME	BEST	IN	IDEAL	DIFF
1	70	22.286	13	68	41.847	12	68	13.911	11	68	James Murray	1:18.539	12	1:18.394	+0.145
2	68	22.636	7	78	41.962	11	78	13.971	13	78	Benn Tilley	1:19.144	12	1:18.599	+0.545
3	78	22.666	13	75	42.148	12	70	14.045	5	70	John Fyda	1:19.177	5	1:18.723	+0.454
4	75	22.696	11	70	42.392	11	79	14.113	2	36	Andy Willis	1:19.621	15	1:19.488	+0.133
5	84	22.720	15	36	42.418	15	36	14.114	11	75	Peter Morton	1:19.644	11	1:18.963	+0.681
6	79	22.773	6	84	42.617	13	75	14.119	6	79	Michael Hibberd	1:20.029	6	1:19.566	+0.463
7	2	22.859	7	79	42.680	3	2	14.368	10	84	Mark Woodhouse	1:20.077	15	1:19.805	+0.272
8	36	22.956	15	2	42.861	7	59	14.433	11	2	Christopher Milner	1:20.327	9	1:20.088	+0.239
9	86	23.271	10	85	43.511	15	84	14.468	6	87	Andrew Wilkinson	1:21.451	9	1:21.451	+0.000
10	87	23.301	9	87	43.593	9	87	14.557	9	86	Steve Jones	1:22.015	10	1:22.011	+0.004
11	59	23.677	15	86	43.965	10	66	14.767	10	59	Peter De La Roche	1:22.283	15	1:22.205	+0.078
12	85	23.697	10	59	44.095	15	86	14.775	12	85	John Chisholm	1:22.503	15	1:22.101	+0.402
13	48	24.010	10	54	44.292	11	48	14.874	9	48	John Delane	1:23.449	10	1:23.203	+0.246
14	66	24.052	11	48	44.319	3	85	14.893	9	66	Alex Morton	1:23.607	4	1:23.245	+0.362
15	95	24.088	4	66	44.426	12	14	15.109	14	54	Martin Halusa	1:24.266	11	1:23.887	+0.379
16	54	24.443	9	88	45.269	4	34	15.129	6	88	Lukas Halusa	1:25.120	4	1:25.054	+0.066
17	34	24.519	7	34	45.846	13	54	15.152	12	34	Nick Finburgh	1:25.692	13	1:25.494	+0.198
18	88	24.549	5	14	45.862	8	88	15.236	4	95	Robb Lamplough	1:25.992	3	1:25.888	+0.104
19	14	24.560	2	38	46.035	12	95	15.312	4	14	Crispian Besley	1:26.080	2	1:25.531	+0.549
20	33	24.775	13	33	46.145	13	33	15.390	12	33	Stuart Tizzard	1:26.358	12	1:26.310	+0.048
21	38	25.021	12	76	46.427	13	76	15.571	6	38	Gil Duffy	1:26.708	12	1:26.708	+0.000
22	81	25.163	13	95	46.488	2	42	15.638	13	76	John Rees	1:27.891	13	1:27.481	+0.410
23	72	25.432	13	42	46.901	11	38	15.652	12	81	Steve Futter	1:28.555	14	1:27.847	+0.708
24	76	25.483	7	81	46.903	14	72	15.694	12	42	Jeremy Deeley	1:28.665	12	1:28.051	+0.614
25	42	25.512	9	72	47.183	14	81	15.781	9	72	Tom De Gres	1:28.795	14	1:28.309	+0.486
26	41	25.860	4	41	47.789	6	41	16.026	4	41	Peter Fenichel	1:29.677	4	1:29.675	+0.002
27	40	25.908	3	40	48.535	13	40	16.337	6	40	Chris Wilks	1:31.383	6	1:30.780	+0.603
28	166	26.990	2	93	51.308	2	166	16.399	1	166	Sharon Adelman	1:35.692	2	1:35.452	+0.240
29	97	28.199	12	97	51.633	3	93	17.262	2	93	Rudolf Ernst	1:36.921	2	1:36.921	+0.000
30	93	28.351	2	166	52.063	2	97	17.540	3	97	Hans Ciers	1:38.434	3	1:37.372	+1.062



Session Start: 14:54:27 - Finish: 15:14:27

Weather/Track Conditions: Cloud / Dry

Circuit: Donington Park National

Track Length: 3.185 Km - 1.9791 miles

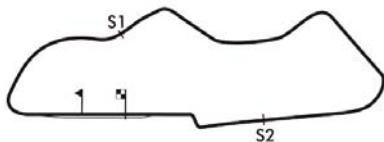


Donington Historic Festival - 28 - 30 Apr 2017

FJHRA/HSCC 'Silverline' Championship pre-64 Front & Rear-Engined Formula Juniors

Race 7 - Best Sector Speeds

	NO	SECTOR 1	MPH	NO	SECTOR 2	MPH	NO	SECTOR 3	MPH
1	75	Peter Morton	117.9	70	John Fyda	122.6	70	John Fyda	109.7
2	78	Benn Tilley	117.9	75	Peter Morton	120.5	75	Peter Morton	108.6
3	2	Christopher Milner	116.6	79	Michael Hibberd	119.6	78	Benn Tilley	106.7
4	36	Andy Willis	116.6	78	Benn Tilley	118.1	2	Christopher Milner	105.7
5	68	James Murray	115.1	84	Mark Woodhouse	117.3	68	James Murray	105.7
6	86	Steve Jones	113.5	68	James Murray	116.7	79	Michael Hibberd	105.4
7	59	Peter De La Roche	112.6	54	Martin Halusa	116.3	66	Alex Morton	104.4
8	70	John Fyda	112.6	2	Christopher Milner	116.1	84	Mark Woodhouse	104.4
9	79	Michael Hibberd	112.2	85	John Chisholm	115.9	54	Martin Halusa	103.7
10	84	Mark Woodhouse	111.8	87	Andrew Wilkinson	115.9	86	Steve Jones	102.6
11	85	John Chisholm	111.5	66	Alex Morton	115.3	87	Andrew Wilkinson	102.6
12	87	Andrew Wilkinson	110.4	86	Steve Jones	115.3	85	John Chisholm	102.2
13	88	Lukas Halusa	106.8	36	Andy Willis	113.5	88	Lukas Halusa	101.6
14	14	Crispian Besley	105.8	48	John Delane	113.2	36	Andy Willis	100.9
15	42	Jeremy Deeley	104.9	81	Steve Futter	113.0	59	Peter De La Roche	100.2
16	66	Alex Morton	104.3	34	Nick Finburgh	112.4	166	Sharon Adelman	100.2
17	54	Martin Halusa	103.3	95	Robs Lamplough	112.2	48	John Delane	100.0
18	76	John Rees	102.9	88	Lukas Halusa	111.7	81	Steve Futter	99.6
19	48	John Delane	102.7	59	Peter De La Roche	110.7	14	Crispian Besley	99.5
20	34	Nick Finburgh	102.1	72	Tom De Gres	110.7	34	Nick Finburgh	99.2
21	40	Chris Wilks	100.7	38	Gil Duffy	110.0	95	Robs Lamplough	99.0
22	33	Stuart Tizzard	100.2	166	Sharon Adelman	109.3	38	Gil Duffy	98.4
23	41	Peter Fenichel	100.0	14	Crispian Besley	109.0	72	Tom De Gres	98.3
24	38	Gil Duffy	99.4	33	Stuart Tizzard	107.0	97	Hans Ciers	98.0
25	95	Robs Lamplough	98.4	42	Jeremy Deeley	105.4	40	Chris Wilks	95.8
26	81	Steve Futter	96.0	40	Chris Wilks	105.2	33	Stuart Tizzard	94.8
27	72	Tom De Gres	93.9	97	Hans Ciers	105.0	42	Jeremy Deeley	94.7
28	93	Rudolf Ernst	93.9	41	Peter Fenichel	103.6	41	Peter Fenichel	93.5
29	166	Sharon Adelman	87.3	76	John Rees	100.6	76	John Rees	91.5
30	97	Hans Ciers	80.6	93	Rudolf Ernst	90.3	93	Rudolf Ernst	80.1



Session Start: 14:54:27 - Finish: 15:14:27

Weather/Track Conditions: Cloud / Dry

Circuit: Donington Park National

Track Length: 3.185 Km - 1.9791 miles



Donington Historic Festival - 28 - 30 Apr 2017

FJHRA/HSCC 'Silverline' Championship pre-64 Front & Rear-Engined Formula Juniors

Race 7 - Lap Chart

Lap 1			Lap 2			Lap 3			Lap 4			Lap 5			Lap 6		
NO	Behind	Laptime	NO	Behind	Laptime	NO	Behind	Laptime	NO	Behind	Laptime	NO	Behind	Laptime	NO	Behind	Laptime
68		1:23.678	68		1:19.879	68		1:19.299	68		1:18.724	68		1:19.387	68		1:20.790
79	1.043	1:24.721	79	1.255	1:20.091	78	2.413	1:19.784	78	4.301	1:20.612	93	1 LAP	1:38.846	78	3.818	1:19.559
70	2.090	1:25.768	78	1.928	1:19.416	79	2.439	1:20.483	79	5.568	1:21.853	78	5.049	1:20.135	70	4.934	1:20.211
78	2.391	1:26.069	70	2.486	1:20.275	70	2.824	1:19.637	70	5.723	1:21.623	70	5.513	1:19.177	79	5.882	1:20.029
75	2.886	1:26.564	75	3.629	1:20.622	75	4.207	1:19.877	75	5.939	1:20.456	79	6.643	1:20.462	75	6.040	1:19.703
84	3.392	1:27.070	84	4.860	1:21.347	84	6.417	1:20.856	84	7.896	1:20.203	75	7.127	1:20.575	84	8.869	1:20.625
87	5.516	1:29.194	87	8.281	1:22.644	36	10.231	1:21.036	36	12.195	1:20.688	84	9.034	1:20.525	36	13.699	1:21.041
36	5.837	1:29.515	36	8.494	1:22.536	87	11.558	1:22.576	87	15.476	1:22.642	36	13.448	1:20.640	87	21.437	1:22.700
85	7.249	1:30.927	85	11.123	1:23.753	85	14.646	1:22.822	85	18.971	1:23.049	87	19.527	1:23.438	2	24.546	1:22.284
59	7.948	1:31.626	59	12.018	1:23.949	2	17.180	1:23.871	2	20.124	1:21.668	97	1 LAP	1:50.585	93	1 LAP	1:41.249
48	8.894	1:32.572	2	12.608	1:23.556	59	17.611	1:24.892	59	22.638	1:23.751	2	23.052	1:22.315	85	27.442	1:24.666
2	8.931	1:32.609	86	14.953	1:25.554	86	18.737	1:23.083	86	23.553	1:23.540	85	23.566	1:23.982	86	31.575	1:25.261
86	9.278	1:32.956	48	14.963	1:25.948	48	19.825	1:24.161	48	24.923	1:23.822	86	27.104	1:22.938	59	32.309	1:25.553
66	9.747	1:33.425	66	15.465	1:25.597	66	20.538	1:24.372	66	25.421	1:23.607	59	27.546	1:24.295	66	36.681	1:26.870
95	10.623	1:34.301	95	16.850	1:26.106	95	23.543	1:25.992	95	31.322	1:26.503	48	30.376	1:24.840	48	37.097	1:27.511
14	11.886	1:35.564	14	18.087	1:26.080	14	26.117	1:27.329	14	33.538	1:26.145	66	30.601	1:24.567	166	1 LAP	2:03.504
38	13.743	1:37.421	54	22.520	1:27.994	54	29.796	1:26.575	54	36.562	1:25.490	14	42.330	1:28.179	97	1 LAP	1:43.259
54	14.405	1:38.083	38	24.196	1:30.332	38	34.347	1:29.450	38	44.597	1:28.974	54	42.803	1:25.628	54	48.577	1:26.564
41	17.887	1:41.565	81	27.995	1:29.580	81	39.401	1:30.705	34	49.400	1:27.688	38	55.774	1:30.564	14	49.070	1:27.530
81	18.294	1:41.972	33	28.827	1:28.952	34	40.436	1:29.086	81	50.783	1:30.106	34	55.870	1:25.857	34	1:02.076	1:26.996
33	19.754	1:43.432	41	29.610	1:31.602	33	40.469	1:30.941	33	51.023	1:29.278	33	59.668	1:28.032	38	1:05.669	1:30.685
40	19.814	1:43.492	34	30.649	1:28.742	41	41.910	1:31.599	41	52.863	1:29.677	81	1:01.505	1:30.109	33	1:08.408	1:29.530
42	20.491	1:44.169	40	32.161	1:32.226	42	43.661	1:30.482	42	54.497	1:29.560	41	1:03.577	1:30.101	81	1:11.124	1:30.409
72	20.798	1:44.476	42	32.478	1:31.866	72	43.835	1:30.293	72	54.738	1:29.627	42	1:04.888	1:29.778	41	1:12.715	1:29.928
34	21.786	1:45.464	72	32.841	1:31.922	40	44.809	1:31.947	76	57.087	1:30.302	72	1:04.902	1:29.551	72	1:12.981	1:28.869
76	22.346	1:46.024	76	35.298	1:32.831	76	45.509	1:29.510	40	57.753	1:31.668	76	1:05.767	1:28.067	76	1:13.626	1:28.649
166	24.122	1:47.800	166	39.935	1:35.692	166	58.237	1:37.601	166	1:18.009	1:38.496	40	1:10.180	1:31.814	42	1:14.780	1:30.682
93	27.544	1:51.222	93	44.586	1:36.921	93	1:03.824	1:38.537									
97	29.568	1:53.246	97	51.286	1:41.597	97	1:10.421	1:38.434									
			88	1 LAP	3:45.203												

Session Start: 14:54:27 - Finish: 15:14:27

Weather/Track Conditions: Cloud / Dry

Circuit: Donington Park National

Track Length: 3.185 Km - 1.9791 miles

Donington Historic Festival - 28 - 30 Apr 2017

FJHRA/HSCC 'Silverline' Championship pre-64 Front & Rear-Engined Formula Juniors

Race 7 - Lap Chart

Lap 7			Lap 8			Lap 9			Lap 10			Lap 11			Lap 12		
NO	Behind	Laptime	NO	Behind	Laptime	NO	Behind	Laptime	NO	Behind	Laptime	NO	Behind	Laptime	NO	Behind	Laptime
68		1:20.390	68		1:20.385	68		1:20.786	68		1:20.655	68		1:19.547	68		1:18.539
40	1 LAP	1:31.383	81	1 LAP	1:29.811	166	2 LAPS	1:38.505	78	1.754	1:20.096	88	7 LAPS	1:25.120	78	2.292	1:19.144
78	2.773	1:19.345	78	2.306	1:19.918	78	2.313	1:20.793	34	1 LAP	1:27.881	78	1.687	1:19.480	70	4.866	1:19.744
70	4.365	1:19.821	72	1 LAP	1:30.491	70	3.596	1:20.210	70	3.539	1:20.598	14	1 LAP	1:28.816	14	1 LAP	1:26.683
79	5.699	1:20.207	76	1 LAP	1:30.012	33	1 LAP	1:29.440	75	10.611	1:22.702	70	3.661	1:19.669	75	11.918	1:19.749
75	6.198	1:20.548	41	1 LAP	1:31.664	38	1 LAP	1:31.948	33	1 LAP	1:28.192	34	1 LAP	1:27.302	88	7 LAPS	1:32.000
84	8.939	1:20.460	70	4.172	1:20.192	75	8.564	1:23.070	79	13.552	1:23.775	75	10.708	1:19.644	34	1 LAP	1:26.655
36	13.769	1:20.460	42	1 LAP	1:30.488	81	1 LAP	1:30.873	84	13.816	1:21.654	79	14.880	1:20.875	36	17.745	1:20.695
87	23.809	1:22.762	79	6.191	1:20.877	79	10.432	1:25.027	36	15.039	1:21.590	84	15.021	1:20.752	84	18.314	1:21.832
2	24.723	1:20.567	75	6.280	1:20.467	72	1 LAP	1:30.873	38	1 LAP	1:29.958	36	15.589	1:20.097	79	28.867	1:32.526
85	30.338	1:23.286	84	10.328	1:21.774	84	12.817	1:23.275	93	2 LAPS	1:46.879	33	1 LAP	1:27.862	33	1 LAP	1:28.840
86	34.423	1:23.238	36	13.657	1:20.273	76	1 LAP	1:31.319	166	2 LAPS	1:39.299	38	1 LAP	1:28.109	38	1 LAP	1:27.938
59	35.880	1:23.961	40	1 LAP	1:33.756	97	2 LAPS	1:48.962	81	1 LAP	1:31.245	72	1 LAP	1:32.538	87	45.214	1:25.894
48	42.286	1:25.579	2	26.906	1:22.568	42	1 LAP	1:30.238	72	1 LAP	1:29.042	81	1 LAP	1:34.670	81	1 LAP	1:29.706
66	42.336	1:26.045	87	27.794	1:24.370	36	14.104	1:21.233	76	1 LAP	1:29.149	76	1 LAP	1:33.774	72	1 LAP	1:31.748
93	1 LAP	1:45.274	85	34.320	1:24.367	41	1 LAP	1:33.183	42	1 LAP	1:29.344	166	2 LAPS	1:38.148	85	48.635	1:23.697
54	58.832	1:30.645	86	36.874	1:22.836	40	1 LAP	1:31.571	41	1 LAP	1:31.251	87	37.859	1:25.853	76	1 LAP	1:31.310
14	1:01.356	1:32.676	59	39.224	1:23.729	2	26.447	1:20.327	2	27.002	1:21.210	42	1 LAP	1:35.350	42	1 LAP	1:29.391
166	1 LAP	1:42.102	48	46.309	1:24.408	87	28.459	1:21.451	87	31.553	1:23.749	41	1 LAP	1:34.250	86	52.155	1:25.451
97	1 LAP	1:40.955	66	46.454	1:24.503	85	36.595	1:23.061	40	1 LAP	1:31.911	93	2 LAPS	1:47.056	59	55.142	1:26.013
34	1:07.976	1:26.290	88	6 LAPS	7:51.390	86	38.884	1:22.796	97	2 LAPS	1:43.748	85	43.477	1:24.389	166	2 LAPS	1:38.966
38	1:15.008	1:29.729	54	1:04.430	1:25.983	59	41.481	1:23.043	85	38.635	1:22.695	86	45.243	1:24.546	41	1 LAP	1:36.535
33	1:16.738	1:28.720	14	1:07.533	1:26.562	48	49.307	1:23.784	86	40.244	1:22.015	59	47.668	1:23.686	48	1:03.468	1:24.207
			93	1 LAP	1:40.595	66	49.719	1:24.051	59	43.529	1:22.703	40	1 LAP	1:33.756	40	1 LAP	1:32.078
			34	1:15.426	1:27.835	54	1:08.650	1:25.006	48	52.101	1:23.449	48	57.800	1:25.246	66	1:04.000	1:24.652
						14	1:14.756	1:28.009	66	52.936	1:23.872	66	57.887	1:24.498	2	1:05.918	1:24.687
						88	6 LAPS	1:43.370	54	1:12.805	1:24.810	2	59.770	1:52.315	93	2 LAPS	1:42.480
												97	2 LAPS	1:42.678			
												54	1:17.524	1:24.266			

Session Start: 14:54:27 - Finish: 15:14:27

Weather/Track Conditions: Cloud / Dry

Circuit: Donington Park National

Track Length: 3.185 Km - 1.9791 miles

Donington Historic Festival - 28 - 30 Apr 2017

FJHRA/HSCC 'Silverline' Championship pre-64 Front & Rear-Engined Formula Juniors

Race 7 - Lap Chart

Lap 13			Lap 14			Lap 15		
NO	Behind	Laptime	NO	Behind	Laptime	NO	Behind	Laptime
68		1:19.751	68		1:19.385	68		1:20.231
97	3 LAPS	1:39.160	78	1.779	1:19.408	78	2.744	1:21.196
78	1.756	1:19.215	70	5.738	1:20.397	41	2 LAPS	1:30.742
70	4.726	1:19.611	93	3 LAPS	1:38.466	70	6.604	1:21.097
54	1 LAP	1:26.650	54	1 LAP	1:24.587	40	2 LAPS	1:32.013
75	11.818	1:19.651	75	12.130	1:19.697	75	13.697	1:21.798
36	18.559	1:20.565	36	19.467	1:20.293	166	3 LAPS	1:37.159
84	19.430	1:20.867	84	20.963	1:20.918	54	1 LAP	1:27.403
14	1 LAP	1:31.499	97	3 LAPS	1:41.100	36	18.857	1:19.621
34	1 LAP	1:27.273	34	1 LAP	1:25.692	84	20.809	1:20.077
33	1 LAP	1:26.358	14	1 LAP	1:27.967	93	3 LAPS	1:39.891
38	1 LAP	1:26.708	33	1 LAP	1:26.496	34	1 LAP	1:26.743
87	47.935	1:22.472	38	1 LAP	1:27.315	14	1 LAP	1:26.811
85	53.391	1:24.507	87	50.996	1:22.446	97	3 LAPS	1:40.360
81	1 LAP	1:28.784	85	57.372	1:23.366	33	1 LAP	1:28.313
72	1 LAP	1:28.889	86	1:02.333	1:24.889	87	53.894	1:23.129
86	56.829	1:24.425	59	1:03.051	1:23.930	38	1 LAP	1:28.952
42	1 LAP	1:28.665	81	1 LAP	1:29.232	85	59.644	1:22.503
59	58.506	1:23.115	72	1 LAP	1:29.037	86	1:04.779	1:22.677
76	1 LAP	1:30.739	42	1 LAP	1:29.045	59	1:05.103	1:22.283
48	1:09.891	1:26.174	76	1 LAP	1:27.891	81	1 LAP	1:28.555
66	1:09.955	1:25.706	48	1:14.864	1:24.358	72	1 LAP	1:28.795
41	1 LAP	1:33.570	66	1:14.882	1:24.312	66	1:20.952	1:26.301
2	1:14.034	1:27.867	2	1:16.582	1:21.933	2	1:23.164	1:26.813
166	2 LAPS	1:38.072				48	1:27.176	1:32.543
40	1 LAP	1:33.350				42	1 LAP	1:43.771
						76	1 LAP	1:59.781

Session Start: 14:54:27 - Finish: 15:14:27
Weather/Track Conditions: Cloud / Dry
Circuit: Donington Park National
Track Length: 3.185 Km - 1.9791 miles

Donington Historic Festival - 28 - 30 Apr 2017

FJHRA/HSCC 'Silverline' Championship pre-64 Front & Rear-Engined Formula Juniors Race 19 - Starting Grid

Sheet No:

Start Time : 18:05 - Heat Duration : 20 Minutes

13	25	97 Hans Ciers	26	166 Sharon Adelman
12	23	81 Steve Futter	24	93 Rudolf Ernst
11	21	40 Chris Wilks	22	42 Jeremy Deeley
10	19	38 Gil Duffy	20	41 Peter Fenichel
9	17	66 Alex Morton	18	14 Crispian Besley
8	15	54 Martin Halusa	16	95 Robs Lamplough
7	13	48 John Delane	14	34 Nick Finburgh
6	11	85 John Chisholm	12	86 Steve Jones
5	9	88 Lukas Halusa	10	59 Peter De La Roche
4	7	84 Mark Woodhouse	8	2 Christopher Milner
3	5	70 John Fyda	6	75 Peter Morton
2	3	78 Benn Tilley	4	36 Andy Willis
1	1	68 James Murray	2	79 Michael Hibberd
ROW	Pole Right			

CARS 87, 172, 33, 76, 72, 83, 96 - Withdrawn

These results are provisional until the conclusion of any judicial and technical matters.

*Circuit: Donington Park National
Track Length: 3.185 Km - 1.9791 miles*

Clerk of the Course: <div style="text-align: right;">Julian Floyd</div>	Timekeeper: <div style="text-align: right;">Nick Palmer</div>	Issued at:
--	--	------------



Donington Historic Festival - 28 - 30 Apr 2017

Stirling Moss Trophy for Pre- 61 Sports Cars

Race 8 - Classification

Sheet No:

POS	NO	DRIVER/S	CLASS	CLASS POS	CAR MAKE / MODEL	TIME	LAPS	GAP	DIFF	MPH	BEST	ON
1	41	Chris Ward	SM6	1	Lister Costin	1:00:38.40	44	-- 44 laps		86.16	1:19.826	6
2	8	Will Nuthall	SM6	2	Lister Knobbly	1:00:19.02	43	-- 43 laps	1:01.190	84.65	1:19.547	6
3	66	Maeers-Martin	SM5	1	Cooper Monaco	1:01:25.67	43	1:06.651	1:06.651	83.12	1:21.556	31
4	12	Brooks-O'Connell	SM6	3	Lister Jaguar 'Flat Iron'	1:01:41.20	43	1:22.182	15.531	82.77	1:21.704	32
5	2	Monteverde-Pearson	SM6	4	Lister Jaguar Knobbly	1:01:44.05	43	1:25.027	2.845	82.70	1:22.221	19
6	48	Thomas-Turkington	SM6	5	Lister Knobbly	1:00:39.61	42	-- 42 laps	20.858	82.21	1:22.169	37
7	10	Gillett-Smith	SM5	2	Willment Climax	1:01:43.59	42	1:03.979	1:03.979	80.79	1:24.519	19
8	7	Cooke-Girardo	SM5	3	Lotus 15	1:00:59.92	41	-- 41 laps	42.916	79.81	1:23.547	38
9	39	Louis Zurstrassen	SM1	1	Elva Mk5	1:01:09.66	41	9.734	9.734	79.60	1:25.914	38
10	5	Michael Malone	SM5	4	Lotus 15	1:01:46.86	41	46.938	37.204	78.80	1:26.710	3
11	18	Cannell-Ditheridge	SM5	5	Cooper Monaco	1:02:02.86	41	1:02.939	16.001	78.46	1:26.004	18
12	26	Bernberg-Ugo	SM1	2	Cooper T39 Bobtail	1:00:46.77	39	-- 39 laps	1:41.057	76.19	1:29.032	11
13	111	Hans Hübner	SM6	6	Lister Jaguar Knobbly	1:00:59.93	39	13.159	13.159	75.92	1:29.173	22
14	19	Emmerling-Hooper	SM1	3	Elva Mk5	1:01:16.12	39	29.350	16.191	75.58	1:29.124	11
15	30	Ball-Ball	SM6	7	Jaguar D-type	1:01:48.32	39	1:01.547	32.197	74.92	1:28.115	28
16	68	Marc Gordon	SM6	8	Jaguar XK150	1:01:03.83	38	-- 38 laps	49.650	73.89	1:32.448	28
17	21	Mitchell-Yates	SM4	1	Lotus 11	1:01:11.15	38	7.320	7.320	73.74	1:25.034	17
18	117	Greensall-Milner	SM6	9	Lister Costin	53:48.411	37	-- 37 laps		81.65	1:21.230	3
19	24	Ward-Ward	SM2	1	Jaguar XK120 Ecurie	1:01:22.61	36	-- 36 laps	9:13.409	69.64	1:33.639	34
20	20	Bennett-Coyne	SM6	10	Lister Jaguar Knobbly	47:19.247	32	-- 32 laps		80.29	1:22.671	20
21	60	Guy Peeters	SM5	6	Lotus 15	45:44.993	30	-- 30 laps	1:31.622	77.86	1:23.419	19
22	1	Oliver Bryant	SM5	7	Lotus 15	44:54.218	25	-- 25 laps	8:51.587	66.11	1:20.631	4
23	42	Paul Woolley	SM5	8	Cooper Monaco	15:37.946	11	-- 11 laps	40.752	83.56	1:23.286	8
24	16	Richard Kent	SM6	11	Lister Costin Jaguar	1:27.092	1	-- 1 laps --		81.80	1:27.092	1
25	29	Bellinger-Bellinger	SM1	4	Lola Mk1 Prototype							
26	4	Champion-Stretton	SM4	2	Lotus XI Le Mans							

----- FASTEST LAP SUMMARY -----

NO	DRIVER/S	CLASS	CAR MAKE / MODEL	FASTEST LAP	ON	MPH
8	Will Nuthall	SM6	Lister Knobbly	1:19.547	6	89.57
1	Oliver Bryant	SM5	Lotus 15	1:20.631	4	88.36
21	Mitchell-Yates	SM4	Lotus 11	1:25.034	17	83.79
39	Louis Zurstrassen	SM1	Elva Mk5	1:25.914	38	82.93
24	Ward-Ward	SM2	Jaquar XK120 Ecurie Ecos	1:33.639	34	76.09

Car 8 - 60 second time penalty (no driver change)

Session Start: 15:25:03 - Finish: 16:25:40

Weather/Track Conditions: Cloud / Dry

Circuit: Donington Park National

Track Length: 3.185 Km - 1.9791 miles

These results are provisional until the conclusion of any judicial and technical matters.

Clerk of the Course:

Julian Floyd

Timekeeper:

Nick Palmer

Issued at:



Printed : 29-04-2017 - 16:27

Donington Historic Festival - 28 - 30 Apr 2017

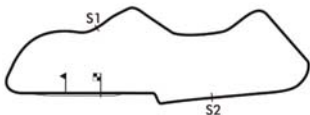
Stirling Moss Trophy for Pre- 61 Sports Cars

Race 8 - Sector Analysis

1 Oliver Bryant (SM5)										Lotus 15										
lap	Sect-1	Speed	Sect-2	Speed	Sect-3	Speed	TopSpeed	laptime	pit	lap	Sect-1	Speed	Sect-2	Speed	Sect-3	Speed	Topspeed	laptime	pit	
1		103.5	44.728	116.1	14.741	102.3		1:26.534		14	23.575	111.1							1:21.542	
2	23.606	108.3	43.649	116.1	14.450	103.9		1:21.705		15	23.322	108.1	In		In				1:32.489	P
3	23.136	111.1	43.420	118.3	14.341	105.4		1:20.897		16	Out	103.8	44.150	115.7	14.792				11:43.417	P
4	22.934	111.7	43.339	117.9	14.358			1:20.631		17	23.913	95.1	45.979	116.7	15.260				1:25.152	
5	23.032	106.4	43.683	117.9	14.332			1:21.047		18	23.481	111.3	43.669	116.7	14.488	104.7			1:21.638	
6	23.036	109.5	43.442		14.266	106.2		1:20.744		19	23.855	105.1	43.778	116.7	14.462	104.4			1:22.095	
7	23.053	110.4				105.4		1:20.849		20	23.486	109.0	44.585	114.9	15.314	105.2			1:23.385	
8	23.179	107.6				106.0		1:21.094		21	23.447	107.9	44.622	114.7	14.611				1:22.680	
9	23.576	109.2				106.2		1:22.109		22	23.987	94.7	44.065	115.7	14.441				1:22.493	
10	23.103	111.1						1:20.718		23	23.456	105.8	43.606	116.5	14.562	104.6			1:21.624	
11	23.161	109.3						1:20.866		24	23.553	107.8	43.528	116.3	14.492				1:21.573	
12	23.159	108.6						1:20.840		25	23.637	105.6	49.387	84.3	In				1:36.509	P
13	23.176	111.7						1:21.587		26										

2 Monteverde-Pearson (SM6)										Lister Jaguar Knobbly										
lap	Sect-1	Speed	Sect-2	Speed	Sect-3	Speed	TopSpeed	laptime	pit	lap	Sect-1	Speed	Sect-2	Speed	Sect-3	Speed	Topspeed	laptime	pit	
1		99.6	44.677	122.4	15.404			1:26.936		23	23.029	101.3	44.358	123.5	15.236	109.5			1:22.623	
2	24.540	97.4	44.890	123.3	15.304	107.0		1:24.734		24	23.465	96.9	44.948	123.3	14.842				1:23.255	
3	24.212	99.4	44.855	122.4	15.044	109.3		1:24.111		25	23.478	99.1	44.152	123.3	15.538				1:23.168	
4	24.168	98.1	45.717	122.0	16.281	106.4		1:26.166		26	23.363	96.6	44.511	122.9	14.740				1:22.614	
5	24.137	103.5	45.269	124.5	15.032			1:24.438		27	23.633	100.0	44.647	121.5	15.261	107.6			1:23.541	
6	23.696	98.4	44.472		15.099	107.2		1:23.267		28	23.875	96.3	44.766	122.0	16.123	106.0			1:24.764	
7	24.111	97.1				107.9		1:24.236		29	24.013	91.8	44.721	122.4	15.098	110.0			1:23.832	
8	24.078	98.3				107.7		1:24.008		30	23.748	93.7	44.672	122.4	14.989	107.9			1:23.409	
9	23.661	101.0						1:23.917		31	23.587	91.6	44.679	121.5	15.223	108.4			1:23.489	
10	23.880	98.3				106.4		1:24.333		32	23.518	96.0	44.723	121.8	15.031	108.4			1:23.272	
11	24.262	95.1				107.2		1:26.071		33	23.963	86.3	45.158	124.5	14.887				1:24.008	
12	24.196	80.9						1:25.127		34	23.487	92.6	45.684	123.1	14.922				1:24.093	
13	23.567	100.0				108.8		1:25.021		35	23.700	95.4	44.598	121.8	15.156	107.4			1:23.454	
14	23.825	97.3				106.9		1:24.433		36	23.792	93.0	44.573	120.9	15.230				1:23.595	
15	23.587	103.0						1:23.249		37	24.129	90.8	44.820	123.3	14.912				1:23.861	
16	24.188	91.5	In		In			1:28.371	P	38	23.869	89.4	47.037	121.8	15.003				1:25.909	
17	Out	92.1	44.903	124.2	14.926			2:51.754	P	39	23.464	95.6	45.765	119.2	14.849				1:24.078	
18	23.314	95.1	44.357	124.7	14.898			1:22.569		40	24.499	95.6	44.658	120.2	15.418	109.5			1:24.575	
19	23.428	96.3	44.126	125.2	14.667			1:22.221		41	23.273	100.0	44.564	124.2	15.193	108.4			1:23.030	
20	23.369	93.9	44.105	125.6	15.299			1:22.773		42	23.341	97.6	44.562	120.9	15.303	108.4			1:23.206	
21	23.229	97.6	44.841	125.2	14.748	108.6		1:22.818		43	23.729	94.7	46.075	111.3	15.492	103.3			1:25.296	
22	24.514	97.4	44.417	123.5	15.495			1:24.426		44										

4 Champion-Stretton (SM4)										Lotus XI Le Mans									
lap	Sect-1	Speed	Sect-2	Speed	Sect-3	Speed	TopSpeed	laptime	pit	lap	Sect-1	Speed	Sect-2	Speed	Sect-3	Speed	Topspeed	laptime	pit



Session Start: 15:25:03 - Finish: 16:25:40
Weather/Track Conditions: Cloud / Dry
Circuit: Donington Park National
Track Length: 3.185 Km - 1.9791 miles

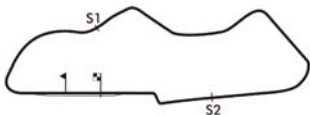
Donington Historic Festival - 28 - 30 Apr 2017

Stirling Moss Trophy for Pre- 61 Sports Cars

Race 8 - Sector Analysis

5 Michael Malone (SM5)										Lotus 15									
lap	Sect-1	Speed	Sect-2	Speed	Sect-3	Speed	TopSpeed	laptime	pit	lap	Sect-1	Speed	Sect-2	Speed	Sect-3	Speed	Topspeed	laptime	pit
1		77.7	48.523	115.3	15.690			1:37.314		22	24.735	97.3	46.550	113.5	15.761			1:27.046	
2	25.519	93.3	46.833	117.9	15.652			1:28.004		23	25.253	79.3	49.174	113.2	15.943			1:30.370	
3	24.770	90.0	46.162	111.8	15.778			1:26.710		24	24.774	97.3	47.432	109.1	In			1:33.902	P
4	24.947	94.6	46.685	113.5	15.810			1:27.442		25	Out	90.9	47.945	111.1	16.367			2:53.446	P
5	24.802	95.6	46.431		15.772			1:27.005		26	24.854	92.1	47.431	110.9	16.113			1:28.398	
6	24.741	94.4	46.452		15.582	101.6		1:26.775		27	24.557	95.5	47.819	108.6	16.063			1:28.439	
7	24.750	95.1						1:26.813		28	25.457	96.5	47.281	111.8	16.231			1:28.969	
8	25.128	93.2						1:28.268		29	24.939	96.2	46.135	113.7	15.929			1:27.003	
9	25.165	94.3				99.3		1:27.826		30	24.821	91.6	47.537	110.6	16.192	98.4		1:28.550	
10	24.792	93.8				99.3		1:27.201		31	25.124	95.8	46.500	112.8	16.238	97.3		1:27.862	
11	24.990	88.5				97.9		1:27.740		32	25.311	95.8	47.352	109.5	16.061	97.6		1:28.724	
12	25.283	96.0				100.0		1:27.892		33	25.351	97.8	47.440	111.5	15.987			1:28.778	
13	25.069	98.8						1:28.260		34	25.096	95.6	47.793	110.2	16.403			1:29.292	
14	24.544	93.4						1:26.909		35	25.341	92.0	47.015	109.5	15.925	97.6		1:28.281	
15	25.020	93.4				100.5		1:28.219		36	25.082	97.4	47.688	108.6	15.837			1:28.607	
16	24.855	99.3	46.260	113.0	17.816	97.9		1:28.931		37	25.145	97.4	46.903	111.5	16.161	97.9		1:28.209	
17	24.575	97.6	46.499	113.2	15.751			1:26.825		38	25.089	95.9	47.438	110.0	16.073			1:28.600	
18	24.603	97.0	46.728	115.3	15.413			1:26.744		39	24.919	94.8	47.112	111.5	15.804			1:27.835	
19	24.909	98.4	47.145	112.4	15.387			1:27.441		40	25.174	101.6	46.719	110.9	15.686	100.5		1:27.579	
20	24.522	93.3	47.722	111.8	15.779	99.3		1:28.023		41	24.972	92.3	47.961	109.5	16.068			1:29.001	
21	25.403	92.3	46.592	111.1	15.637	99.3		1:27.632		42									

7 Cooke-Girardo (SM5)										Lotus 15									
lap	Sect-1	Speed	Sect-2	Speed	Sect-3	Speed	TopSpeed	laptime	pit	lap	Sect-1	Speed	Sect-2	Speed	Sect-3	Speed	Topspeed	laptime	pit
1		82.3	48.108	112.6	15.989	97.7		1:36.263		22	25.485	93.3	46.495	115.7	15.599			1:27.579	
2	25.908	92.6	46.871	109.1	16.094			1:28.873		23	24.692	96.7	46.045	117.7	15.454	106.0		1:26.191	
3	25.493	94.6	46.395	113.7	16.052	99.2		1:27.940		24	24.370	97.8	46.867	117.3	15.599	105.0		1:26.836	
4	24.834	97.3	46.672	113.4	15.886			1:27.392		25	24.201	101.6	46.004	118.5	15.205			1:25.410	
5	25.198	95.4	47.491		16.005			1:28.694		26	24.418	92.4	46.107	117.5	15.176	105.9		1:25.701	
6	25.116	95.8	47.546		15.815	97.2		1:28.477		27	24.673	95.9	46.605	117.5	15.341			1:26.619	
7	25.238	92.1						1:28.668		28	24.263	97.8	45.541	117.5	15.118			1:24.922	
8	25.285	94.6						1:27.574		29	24.565	96.2	45.146	118.3	15.271			1:24.982	
9	25.099	98.8						1:28.306		30	24.990	98.0	46.391	114.9	15.646	105.2		1:27.027	
10	24.943	97.7						1:28.137		31	24.287	97.3	45.613	117.5	14.967	106.7		1:24.867	
11	25.372	94.8						1:28.033		32	24.672	98.1	45.851	115.1	15.701	104.6		1:26.224	
12	24.870	101.3						1:26.259		33	23.983	103.7	45.015	118.1	15.198	106.0		1:24.196	
13	24.861	96.5				93.8		1:28.178		34	24.346	96.9	46.774	116.7	15.196	106.2		1:26.316	
14	24.751	96.6						1:26.260		35	24.103	95.4	45.138	117.9	15.150	106.5		1:24.391	
15	24.895	97.0						1:28.232		36	23.978	99.7	44.439	115.3	15.177			1:23.594	
16	25.612	97.4	46.018	111.8	15.658	99.8		1:27.288		37	24.556	96.9	46.129	117.7	15.051			1:25.736	
17	25.460	93.0	46.671	108.3	16.072			1:28.203		38	23.970	100.2	44.707	117.3	14.870			1:23.547	
18	25.608	94.3	46.275	111.3	15.974	94.8		1:27.857		39	23.975	99.9	45.397	116.7	14.950			1:24.322	
19	24.900	93.5	46.329	108.6	In			1:33.007	P	40	23.825	99.7	44.854	118.5	14.917	107.0		1:23.596	
20	Out	84.2	49.033	109.8	15.746			2:58.070	P	41	24.324	92.4	47.077	111.1	16.106			1:27.507	
21	25.923	89.4	46.972	115.3	15.758	104.4		1:28.653		42									



Session Start: 15:25:03 - Finish: 16:25:40

Weather/Track Conditions: Cloud / Dry

Circuit: Donington Park National

Track Length: 3.185 Km - 1.9791 miles

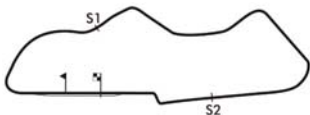
Donington Historic Festival - 28 - 30 Apr 2017

Stirling Moss Trophy for Pre- 61 Sports Cars

Race 8 - Sector Analysis

8 Will Nuthall (SM6)										Lister Knobbly									
lap	Sect-1	Speed	Sect-2	Speed	Sect-3	Speed	TopSpeed	laptime	pit	lap	Sect-1	Speed	Sect-2	Speed	Sect-3	Speed	Topspeed	laptime	pit
1		100.9	43.572	122.9	14.567			1:24.026		23	23.023	108.8	43.067	127.3	14.555			1:20.645	
2	23.330	104.1	42.962	123.8	14.520			1:20.812		24	22.878	108.8	43.492	126.1	14.754	111.5		1:21.124	
3	22.979	101.0	42.410	126.6	14.335	111.7		1:19.724		25	23.145	100.2	43.877	126.3	14.380	110.2		1:21.402	
4	22.808	103.2	43.081	125.4	14.444			1:20.333		26	23.032	98.4	43.836	127.5	14.252			1:21.120	
5	23.217	79.6	44.164	125.4	14.467			1:21.848		27	22.876	104.5	43.194	128.5	14.695			1:20.765	
6	22.908	109.2	42.411		14.228	112.0		1:19.547		28	22.928	107.8	42.876	126.3	15.104	110.4		1:20.908	
7	22.789	108.6				111.5		1:20.972		29	23.344	106.6	43.209	126.1	14.261			1:20.814	
8	22.849	106.3						1:20.730		30	22.769	108.3	43.065	127.0	14.256			1:20.090	
9	23.099	103.2						1:21.795		31	22.834	108.1	42.927	126.6	14.318			1:20.079	
10	22.743	108.1				111.7		1:19.896		32	23.009	108.5	42.841	126.1	15.333			1:21.183	
11	23.064	104.0						1:20.631		33	23.038	106.9	43.044	126.1	14.317			1:20.399	
12	23.010	104.0				110.4		1:21.593		34	23.017	106.8	43.353	126.1	14.534	112.2		1:20.904	
13	22.864	102.6						1:20.855		35	23.394	95.2	44.450	126.6	14.634	109.7		1:22.478	
14	23.269	108.3						1:21.163		36	23.058	107.8	43.509	125.6	14.359			1:20.926	
15	23.082	102.3						1:21.420		37	22.991	108.3	43.041	125.9	14.440	110.9		1:20.472	
16	23.427	95.9						1:21.298		38	23.009	109.9	42.909	125.2	14.235			1:20.153	
17	23.127	108.1				108.3		1:21.185		39	22.797	109.7	42.741	125.9	14.308	111.3		1:19.846	
18	23.295	105.4	43.427	126.6	14.309			1:21.031		40	23.032	98.3	43.268	125.4	14.192			1:20.492	
19	23.068	100.7	43.137	125.9	14.351			1:20.556		41	22.866	106.4	43.544	125.4	14.313	111.7		1:20.723	
20	22.894	104.1	42.912	126.3	In			1:24.917 P		42	22.889	109.5	42.840	126.3	14.233	111.7		1:19.962	
21	Out	108.3	43.013	125.2	14.321	110.9		2:38.193 P		43	23.151	108.5	43.296	128.0	14.392	110.6		1:20.839	
22	23.049	108.3	43.725	124.9	14.401			1:21.175		44									

10 Gillett-Smith (SM5)										Willment Climax									
lap	Sect-1	Speed	Sect-2	Speed	Sect-3	Speed	TopSpeed	laptime	pit	lap	Sect-1	Speed	Sect-2	Speed	Sect-3	Speed	Topspeed	laptime	pit
1		84.4	48.008	114.5	15.903			1:34.641		22	24.315	93.8	45.669	119.4	In			1:29.899 P	
2	24.750	90.8	45.807	114.7	15.467	106.4		1:26.024		23	Out	96.3	45.865	118.5	16.355	103.9		2:48.576 P	
3	24.832	94.3	45.704	118.3	15.512	102.5		1:26.048		24	24.888	95.5	45.895	117.9	15.046			1:25.829	
4	24.749	95.2	46.064	117.3	15.183			1:25.996		25	24.437	99.3	45.669	117.5	15.143			1:25.249	
5	24.811	94.4	45.807		15.175			1:25.793		26	24.263	101.8	45.739	118.3	15.107	105.5		1:25.109	
6	24.462	96.0	45.879		15.802			1:26.143		27	24.444	100.0	45.560	117.3	15.179	104.1		1:25.183	
7	24.398	93.0						1:25.527		28	24.596	98.8	46.110	117.9	14.724			1:25.430	
8	24.413	99.0				102.3		1:25.442		29	24.529	101.6	45.585	117.5	15.266	103.0		1:25.380	
9	24.205	90.5				103.7		1:26.400		30	24.711	98.1	45.524	119.8	15.308	102.8		1:25.543	
10	24.418	93.2						1:26.182		31	24.906	101.6	46.252	116.3	15.027			1:26.185	
11	24.321	96.3						1:26.935		32	25.165	92.3	46.762	119.6	15.267			1:27.194	
12	24.890	91.3				105.7		1:26.975		33	24.799	95.6	45.830	119.2	15.915			1:26.544	
13	24.861	99.1				103.1		1:25.822		34	24.259	98.3	45.661	120.5	15.379	102.3		1:25.299	
14	24.086	98.8						1:26.439		35	24.494	101.2	46.185	119.0	15.047			1:25.726	
15	24.194	94.2				102.8		1:24.812		36	24.244	100.4	45.855	117.9	14.953	105.5		1:25.052	
16	24.586	88.8						1:25.460		37	24.377	99.1	45.238	119.0	15.240	105.4		1:24.855	
17	24.141	98.4	45.076	115.3	16.784	105.4		1:26.001		38	24.779	97.8	46.466	115.3	15.914			1:27.159	
18	24.768	84.1	48.446	117.3	14.985			1:28.199		39	24.557	93.9	46.196	117.1	15.139			1:25.892	
19	23.982	96.9	45.286	119.0	15.251	103.3		1:24.519		40	24.234	99.7	45.965	119.2	14.989			1:25.188	
20	25.140	84.8	46.313	118.1	15.119	103.3		1:26.572		41	24.633	102.6	45.954	117.3	16.159	99.5		1:26.746	
21	24.044	98.8	45.526	118.5	15.473	104.4		1:25.043		42	24.584	102.1	46.456	115.7	15.541			1:26.581	



Session Start: 15:25:03 - Finish: 16:25:40

Weather/Track Conditions: Cloud / Dry

Circuit: Donington Park National

Track Length: 3.185 Km - 1.9791 miles

Donington Historic Festival - 28 - 30 Apr 2017

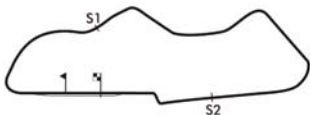
Stirling Moss Trophy for Pre- 61 Sports Cars

Race 8 - Sector Analysis

12 Brooks-O'Connell (SM6)									Lister Jaguar 'Flat Iron'										
lap	Sect-1	Speed	Sect-2	Speed	Sect-3	Speed	TopSpeed	laptime	pit	lap	Sect-1	Speed	Sect-2	Speed	Sect-3	Speed	Topspeed	laptime	pit
1		87.9	46.052	119.0	15.920	106.4		1:30.253		23	23.983	99.9	44.486	119.0	15.455			1:23.924	
2	25.292	95.9	45.509	120.7	15.365			1:26.166		24	24.362	95.0	47.410	119.8	In			1:34.959	P
3	23.547	100.2	44.790	120.5	15.246			1:23.583		25	Out	101.8	44.550	120.5	23.352	81.7		2:55.502	P
4	24.020	101.5	44.100	121.5	15.191			1:23.311		26	24.617	106.1	44.442	120.0	15.256	102.6		1:24.315	
5	23.792	101.6	44.709	120.5	15.223			1:23.724		27	23.571	108.1	44.944	119.6	15.015	105.2		1:23.530	
6	24.126	99.3	44.194		15.819	101.6		1:24.139		28	23.806	102.6	44.692	119.4	14.852			1:23.350	
7	23.691	101.0				103.1		1:23.704		29	23.492	107.8	44.086	120.9	14.824			1:22.402	
8	23.697	102.6				104.4		1:23.913		30	24.371	92.4	44.460	119.4	14.790			1:23.621	
9	23.676	104.1				105.5		1:23.565		31	23.520	112.2	44.259	119.4	14.745			1:22.524	
10	23.652	100.7						1:24.765		32	23.293	104.8	43.816	120.5	14.595			1:21.704	
11	23.970	100.7				103.3		1:24.611		33	23.379	104.9	43.896	119.6	14.685			1:21.960	
12	24.523	94.8				102.8		1:24.581		34	23.259	106.9	44.151	119.6	14.720	104.2		1:22.130	
13	23.873	104.5						1:24.528		35	23.297	109.5	44.803	119.6	14.802	103.6		1:22.902	
14	23.786	101.3				103.3		1:23.683		36	23.482	103.7	44.126	119.6	14.632			1:22.240	
15	23.711	104.8						1:22.823		37	23.324	107.4	45.724	120.0	14.758	105.0		1:23.806	
16	24.283	104.3				104.2		1:24.212		38	23.137	109.2	44.844	119.4	14.782	104.4		1:22.763	
17	23.673	100.2	44.470	118.5	15.301	103.9		1:23.444		39	23.292	107.3	45.573	118.5	14.886			1:23.751	
18	23.590	102.9	44.628	119.2	15.257	103.6		1:23.475		40	23.615	104.6	44.475	117.5	14.754			1:22.844	
19	23.805	102.9	44.566	119.6	15.207	104.2		1:23.578		41	23.499	109.3	44.464	119.6	14.883			1:22.846	
20	23.929	103.2	44.548	120.0	15.183			1:23.660		42	23.669	105.8	44.386	119.4	15.009	104.6		1:23.064	
21	23.807	99.6	44.986	119.4	15.042			1:23.835		43	23.615	108.8	45.412	118.1	15.060	103.3		1:24.087	
22	24.077	104.8	44.111	119.8	15.241	103.9		1:23.429		44									

16 Richard Kent (SM6)									Lister Costin Jaguar										
lap	Sect-1	Speed	Sect-2	Speed	Sect-3	Speed	TopSpeed	laptime	pit	lap	Sect-1	Speed	Sect-2	Speed	Sect-3	Speed	Topspeed	laptime	pit
1		99.3	44.502	124.7	15.035	107.4		1:27.092		2									

18 Cannell-Ditheridge (SM5)									Cooper Monaco										
lap	Sect-1	Speed	Sect-2	Speed	Sect-3	Speed	TopSpeed	laptime	pit	lap	Sect-1	Speed	Sect-2	Speed	Sect-3	Speed	Topspeed	laptime	pit
1		80.5	47.903	116.1	16.145			1:36.871		22	Out	82.4	51.852	109.1	17.950	99.2		3:00.302	P
2	25.582	95.1	47.535	112.4	15.760			1:28.877		23	25.701	89.0	48.327	114.9	16.397	100.3		1:30.425	
3	25.248	91.2	46.759	106.2	15.791	102.8		1:27.798		24	26.343	84.1	48.768	106.4	16.499	102.2		1:31.610	
4	24.967	100.6	46.390	116.1	15.852	99.3		1:27.209		25	25.193	90.3	47.220	113.9	15.813	100.9		1:28.226	
5	25.178	96.2	47.437		16.355			1:28.970		26	25.132	91.4	47.927	114.9	15.567			1:28.626	
6	25.429	97.3	46.984		15.687			1:28.100		27	25.156	90.1	48.206	113.0	15.662	101.6		1:29.024	
7	25.269	94.3						1:28.056		28	25.590	88.7	47.390	114.7	15.720			1:28.700	
8	24.619	97.7						1:26.700		29	25.409	91.2	47.323	116.3	15.744	101.6		1:28.476	
9	24.899	100.2						1:27.086		30	25.118	92.8	47.085	114.5	15.947			1:28.150	
10	24.901	100.2						1:26.485		31	25.252	91.2	47.386	108.1	16.296	98.4		1:28.934	
11	25.510	94.6				100.0		1:27.760		32	25.830	91.0	47.814	113.2	15.870			1:29.514	
12	24.468	97.6				99.9		1:27.148		33	26.584	85.1	48.286	113.2	16.104	99.5		1:30.974	
13	25.211	92.8				99.8		1:27.596		34	25.965	91.2	47.267	115.5	16.108	94.6		1:29.340	
14	24.076	103.0				98.4		1:26.026		35	25.394	94.2	47.533	114.7	16.128	99.0		1:29.055	
15	24.729	94.2						1:27.311		36	25.630	90.4	46.792	112.2	16.705	99.0		1:29.127	
16	24.750	100.0	46.238	111.3	16.000	98.6		1:26.988		37	25.343	90.2	47.905	108.3	16.469			1:29.717	
17	24.393	102.6	46.230	113.4	15.492			1:26.115		38	25.331	94.4	46.772	114.1	15.843			1:27.946	
18	24.270	100.3	46.123	113.5	15.611	98.6		1:26.004		39	25.500	91.3	46.647	113.4	15.858	97.6		1:28.005	
19	24.241	100.9	46.748	112.2	15.484	98.3		1:26.473		40	25.546	89.6	46.960	114.5	16.946	97.0		1:29.452	
20	24.592	97.4	47.693	113.9	15.796	96.2		1:28.081		41	25.397	92.4	46.255	112.6	16.041	99.3		1:27.693	
21	25.016	95.1	47.381	107.9	In			1:33.916	P	42									



Session Start: 15:25:03 - Finish: 16:25:40

Weather/Track Conditions: Cloud / Dry

Circuit: Donington Park National

Track Length: 3.185 Km - 1.9791 miles

Donington Historic Festival - 28 - 30 Apr 2017

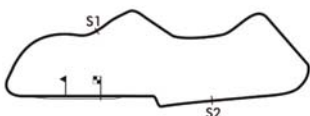
Stirling Moss Trophy for Pre- 61 Sports Cars

Race 8 - Sector Analysis

19 Emmerling-Hooper (SM1)										Elva Mk5									
lap	Sect-1	Speed	Sect-2	Speed	Sect-3	Speed	TopSpeed	laptime	pit	lap	Sect-1	Speed	Sect-2	Speed	Sect-3	Speed	Topspeed	laptime	pit
1		79.5	50.055	104.9	15.877			1:39.802		21	26.317	83.2	51.577	105.4	16.713	93.6		1:34.607	
2	26.159	88.7	49.742	104.2	16.315			1:32.216		22	26.158	88.1	48.873	104.9	17.036			1:32.067	
3	26.006	89.0	49.236	103.7	15.923	93.6		1:31.165		23	25.876	88.8	50.083	105.0	16.357	93.8		1:32.316	
4	27.045	84.2	49.559	105.2	16.178			1:32.782		24	25.983	86.7	49.414	103.4	16.296			1:31.693	
5	26.104	86.2	49.568		16.291	93.8		1:31.963		25	26.124	86.7	49.367	103.4	16.237			1:31.728	
6	25.719	89.4	49.439		15.998			1:31.156		26	26.325	85.8	49.695	103.6	16.519	94.8		1:32.539	
7	26.341	83.5						1:33.151		27	25.690	88.9	48.952	103.7	16.120	93.4		1:30.762	
8	26.770	89.7						1:31.546		28	25.809	90.0	49.541	103.7	17.300	91.4		1:32.650	
9	26.181	87.2						1:30.915		29	25.956	90.8	49.027	103.1	16.110			1:31.093	
10	25.449	89.8						1:29.521		30	25.844	90.5	48.687	103.9	16.267	93.6		1:30.798	
11	25.472	89.2						1:29.124		31	25.572	92.5	49.808	103.3	16.170			1:31.550	
12	25.509	91.5						1:30.802		32	26.271	92.6	50.027	105.5	16.080			1:32.378	
13	25.618	91.9						1:30.409		33	25.793	89.5	48.670	105.0	16.200			1:30.663	
14	25.714	91.4				95.8		1:30.883		34	26.146	90.7	48.934	103.1	16.243			1:31.323	
15	26.140	81.1						1:32.912		35	26.195	91.9	48.602	104.1	16.247			1:31.044	
16	25.804	90.3	48.264	105.2	16.513	94.6		1:30.581		36	26.106	87.0	49.828	104.1	16.358			1:32.292	
17	26.433	81.1	50.443	101.4	In			1:37.833	P	37	26.075	88.7	48.319	103.7	16.049			1:30.443	
18	Out	83.5	51.105	103.1	16.476			3:03.511	P	38	26.088	90.0	48.881	103.6	16.030	94.0		1:30.999	
19	26.457	87.4	49.453	102.5	16.406	93.6		1:32.316		39	25.734	89.6	48.719	103.7	16.246			1:30.699	
20	26.054	87.4	49.711	103.0	16.131			1:31.896		40									

20 Bennett-Coyne (SM6)										Lister Jaguar Knobbly									
lap	Sect-1	Speed	Sect-2	Speed	Sect-3	Speed	TopSpeed	laptime	pit	lap	Sect-1	Speed	Sect-2	Speed	Sect-3	Speed	Topspeed	laptime	pit
1		88.7	48.111	119.4	15.473			1:33.137		17	23.715	100.0	44.523	123.1	14.768	110.6		1:23.006	
2	24.708	98.1	46.772	119.4	15.642			1:27.122		18	23.179	104.9	45.437	120.0	15.651			1:24.267	
3	25.764	95.1	46.984	119.8	15.590	103.6		1:28.338		19	24.058	98.6	44.228	123.1	15.396			1:23.682	
4	24.723	99.1	46.107	122.2	15.734			1:26.564		20	23.618	102.1	44.180	122.9	14.873	108.6		1:22.671	
5	24.786	96.7	46.039		15.439			1:26.264		21	23.581	101.6	44.491	123.5	15.271	109.8		1:23.343	
6	24.175	102.6	46.224		15.450	104.9		1:25.849		22	23.677	99.3	44.614	120.7	14.925			1:23.216	
7	24.456	100.2						1:25.795		23	23.868	99.6	44.849	121.1	14.982	109.3		1:23.699	
8	24.047	99.0						1:25.515		24	23.381	98.0	45.212	121.3	15.043	109.7		1:23.636	
9	24.333	99.6						1:26.231		25	23.715	102.4	44.842	121.8	14.989	109.5		1:23.546	
10	24.156	100.7						1:25.822		26	23.529	102.1	44.763	122.4	14.956	110.4		1:23.248	
11	24.477	94.7						1:26.027		27	23.844	101.8	44.620	121.8	14.982	108.3		1:23.446	
12	24.936	81.8						1:28.122		28	23.472	104.0	45.122	121.8	14.988	111.5		1:23.582	
13	24.325	92.0				106.7		1:25.720		29	23.542	102.7	44.906	122.4	14.925			1:23.373	
14	24.970	88.5				102.2		1:29.288		30	23.748	98.6	45.008	119.8	16.199	106.4		1:24.955	
15	24.746	95.5	In		In			1:35.235	P	31	23.873	101.3	44.697	121.8	14.976			1:23.546	
16		95.4	44.442	123.5	15.403	105.9		2:48.672	P	32	24.891	95.6	52.760	80.4	In			1:42.330	P

21 Mitchell-Yates (SM4)										Lotus 11									
lap	Sect-1	Speed	Sect-2	Speed	Sect-3	Speed	TopSpeed	laptime	pit	lap	Sect-1	Speed	Sect-2	Speed	Sect-3	Speed	Topspeed	laptime	pit
1		76.9	48.803	105.4	15.769	95.6		1:37.944		20	29.830	72.2	55.466	99.9	17.727	86.9		1:43.023	
2	25.260	101.3	47.544	107.4	15.471	95.6		1:28.275		21	28.540	75.0	54.897	97.3	18.152			1:41.589	
3	24.995	98.3	46.335	107.6	15.880	95.6		1:27.210		22	28.746	78.8	53.966	98.4	18.115			1:40.827	
4	25.345	105.4	47.062	107.6	15.215	96.5		1:27.622		23	28.388	73.6	53.560	98.4	17.481	88.7		1:39.429	
5	25.097	99.3	47.037		16.167	93.0		1:28.301		24	28.357	79.1	54.629	98.9	17.836			1:40.822	
6	25.213	104.9	47.683		16.288	93.3		1:29.184		25	28.579	76.0	54.580	93.8	17.519			1:40.678	
7	24.826	94.8				96.3		1:28.369		26	28.094	74.6	54.891	96.1	17.533			1:40.518	
8	24.904	100.7						1:27.014		27	28.377	80.3	53.463	100.5	17.475	88.6		1:39.315	
9	25.259	100.2				95.2		1:27.153		28	27.758	80.3	54.413	100.0	17.323	88.5		1:39.494	
10	24.627	109.3						1:25.407		29	28.450	77.6	53.530	99.9	17.463	87.8		1:39.443	
11	24.891	104.1				97.0		1:26.314		30	28.047	76.5	54.384	96.5	17.313	88.4		1:39.744	
12	24.584	99.3				93.5		1:26.805		31	27.695	85.6	53.823	98.0	17.704			1:39.222	
13	24.775	104.8				95.4		1:26.314		32	28.285	81.7	54.183	99.2	17.583	87.8		1:40.051	
14	24.575	106.6				94.8		1:26.220		33	28.275	80.0	53.820	99.2	17.222			1:39.317	
15	25.277	90.0				95.1		1:26.783		34	27.973	77.4	53.988	98.4	17.414	88.6		1:39.375	
16	24.514	108.3	45.571	104.6	14.965			1:25.050		35	28.475	78.6	54.369	98.2	17.455			1:40.299	
17	24.532	109.3	45.631	105.9	14.871			1:25.034		36	27.677	84.4	53.957	101.3	17.310	87.2		1:38.944	
18	24.504	107.6	45.963	105.5	In			1:29.503	P	37	28.088	81.7	53.946	95.2	18.307			1:40.341	
19	Out	72.4	59.430	93.0	18.767	86.3		3:10.451	P	38	27.730	79.9	53.886	96.9	18.153	87.3		1:39.769	



Session Start: 15:25:03 - Finish: 16:25:40

Weather/Track Conditions: Cloud / Dry

Circuit: Donington Park National

Track Length: 3.185 Km - 1.9791 miles

Donington Historic Festival - 28 - 30 Apr 2017

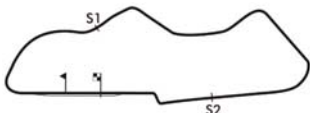
Stirling Moss Trophy for Pre- 61 Sports Cars

Race 8 - Sector Analysis

24 Ward-Ward (SM2)										Jaguar XK120 Ecurie Ecosse									
lap	Sect-1	Speed	Sect-2	Speed	Sect-3	Speed	TopSpeed	laptime	pit	lap	Sect-1	Speed	Sect-2	Speed	Sect-3	Speed	Topspeed	laptime	pit
1		69.8	55.211	99.9	18.500			1:51.022		19	26.961	93.4	51.148	104.2	16.536	92.9		1:34.645	
2	29.634	76.6	55.832	97.7	18.754	89.4		1:44.220		20	27.704	89.5	51.338	103.7	16.781			1:35.823	
3	29.042	77.3	55.417	99.5	18.248	90.0		1:42.707		21	30.019	78.5	51.553	103.3	16.802			1:38.374	
4	29.816	62.2	58.714	97.3	18.426			1:46.956		22	27.220	91.5	51.198	101.6	18.371			1:36.789	
5	29.951	77.0	57.802		18.584	88.2		1:46.337		23	27.790	87.7	50.472	105.2	17.198	93.0		1:35.460	
6	30.057	80.9				89.4		1:46.304		24	26.601	90.1	51.245	100.6	17.231			1:35.077	
7	29.283	73.1				90.7		1:44.221		25	26.965	90.1	50.422	105.7	16.365			1:33.752	
8	29.436	70.4						1:44.532		26	26.650	93.7	50.109	105.7	17.091			1:33.850	
9	29.515	78.1				91.1		1:45.785		27	27.588	89.4	50.104	105.5	17.141			1:34.833	
10	28.957	69.5						1:44.494		28	27.621	90.0	56.119	105.9	17.098			1:40.838	
11	30.925	69.0						1:46.305		29	26.556	88.1	50.293	105.4	17.027			1:33.876	
12	28.889	74.3						1:42.573		30	28.333	92.9	49.651	105.5	16.842	93.6		1:34.826	
13	29.404	72.3						1:41.620		31	27.940	86.6	50.975	105.2	16.840	91.0		1:35.755	
14	28.579	75.4	56.430	90.0	20.847			1:45.856		32	26.667	94.6	50.580	103.9	16.977			1:34.224	
15	28.402	77.6	54.127	101.4	18.064	91.2		1:40.593		33	26.637	91.4	50.341	104.2	18.146	87.2		1:35.124	
16	29.007	74.6	56.479	100.8	18.285	91.1		1:43.771		34	27.189	89.2	49.788	105.4	16.662			1:33.639	
17	28.271	75.1	54.783	102.6	In			1:46.699	P	35	27.455	90.5	51.774	105.4	16.852	92.9		1:36.081	
18	Out	91.2	51.188	102.8	17.866			3:00.263	P	36	27.909	90.5	50.239	101.9	17.243	89.8		1:35.391	

26 Bernberg-Ugo (SM1)										Cooper T39 Bobtail									
lap	Sect-1	Speed	Sect-2	Speed	Sect-3	Speed	TopSpeed	laptime	pit	lap	Sect-1	Speed	Sect-2	Speed	Sect-3	Speed	Topspeed	laptime	pit
1		75.5	51.130	104.4	16.570			1:43.062		21	Out	88.3	49.048	105.7	16.272			2:54.478	P
2	26.279	91.4	48.670	105.5	16.379	91.0		1:31.328		22	26.400	86.8	48.046	106.4	16.935			1:31.381	
3	26.628	93.0	48.032	105.5	16.517	91.1		1:31.177		23	26.679	84.3	48.546	106.9	16.181	91.7		1:31.406	
4	25.657	93.2	49.015	106.2	16.337			1:31.009		24	26.480	91.2	47.556	106.5	16.202	94.0		1:30.238	
5	25.714	87.0	49.648		16.811			1:32.173		25	25.597	92.0	47.544	106.2	16.463			1:29.604	
6	25.424	93.5				91.0		1:31.213		26	26.418	92.6	48.176	106.5	16.185	94.0		1:30.779	
7	25.723	86.8				91.7		1:31.877		27	25.939	89.5	48.158	105.7	16.310			1:30.407	
8	26.441	95.8				91.2		1:30.449		28	25.884	90.1	48.431	106.5	16.634			1:30.949	
9	26.407	88.9				90.4		1:31.492		29	26.379	90.3	48.095	106.5	16.198	94.4		1:30.672	
10	25.778	91.6				91.6		1:29.798		30	26.000	91.3	51.169	97.2	16.378			1:33.547	
11	25.441	93.5						1:29.032		31	25.837	88.8	48.911	106.5	16.187			1:30.935	
12	25.718	92.6				93.4		1:30.873		32	26.382	87.2	49.519	106.5	16.052	94.7		1:31.953	
13	25.463	94.4						1:30.684		33	26.258	89.4	48.058	107.0	15.917			1:30.233	
14	25.480	91.4						1:30.986		34	25.821	90.4	47.955	107.7	16.421			1:30.197	
15	26.063	83.7						1:31.961		35	27.384	86.2	49.437	105.2	16.099			1:32.920	
16	25.891	91.2	48.852	105.2	16.662			1:31.405		36	25.632	92.5	47.884	106.0	15.903	94.6		1:29.419	
17	26.370	78.1	50.673	105.5	16.264	93.0		1:33.307		37	25.706	91.2	48.108	105.7	15.998	93.8		1:29.812	
18	25.478	93.3	48.689	105.0	16.474			1:30.641		38	25.654	91.8	47.707	106.2	16.029	93.9		1:29.390	
19	25.611	92.1	48.398	105.2	16.428			1:30.437		39	26.854	86.6	48.806	106.7	15.912	92.9		1:31.572	
20	26.592	95.1	47.965	104.6	In			1:33.982	P	40									

29 Bellinger-Bellinger (SM1)										Lola Mk1 Prototype									
lap	Sect-1	Speed	Sect-2	Speed	Sect-3	Speed	TopSpeed	laptime	pit	lap	Sect-1	Speed	Sect-2	Speed	Sect-3	Speed	Topspeed	laptime	pit



Session Start: 15:25:03 - Finish: 16:25:40

Weather/Track Conditions: Cloud / Dry

Circuit: Donington Park National

Track Length: 3.185 Km - 1.9791 miles

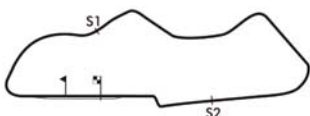
Donington Historic Festival - 28 - 30 Apr 2017

Stirling Moss Trophy for Pre- 61 Sports Cars

Race 8 - Sector Analysis

30 Ball-Ball (SM6)										Jaguar D-type										
lap	Sect-1	Speed	Sect-2	Speed	Sect-3	Speed	TopSpeed	laptime	pit	lap	Sect-1	Speed	Sect-2	Speed	Sect-3	Speed	Topspeed	laptime	pit	
1		77.0	50.548	115.3	17.494			1:42.547		21	26.015	93.3	47.378	116.7	15.401	107.0		1:28.794		
2	27.383	83.6	48.973	118.3	16.382	104.1		1:32.738		22	25.819	92.9	47.558	117.9	15.805	108.4		1:29.182		
3	26.503	87.3	49.014	120.0	16.611			1:32.128		23	25.357	98.7	48.270	113.4	15.920	105.0		1:29.547		
4	26.979	85.3	50.298	120.0	20.990			1:38.267		24	25.602	95.2	47.112	113.7	16.239			1:28.953		
5	26.862	84.6	49.354		16.814	100.2		1:33.030		25	25.749	97.6	46.943	118.3	15.671	107.0		1:28.363		
6	26.333	89.4				106.2		1:32.129		26	25.641	96.6	47.739	109.8	16.340			1:29.720		
7	26.688	88.2						1:32.933		27	26.622	93.8	48.155	114.5	15.746			1:30.523		
8	27.254	85.2				104.4		1:34.461		28	25.791	95.5	46.702	117.3	15.622			1:28.115		
9	25.934	86.0				104.7		1:33.539		29	25.790	92.8	46.865	119.6	16.143			1:28.798		
10	26.078	82.7				101.6		1:36.248		30	26.528	94.1	47.588	111.5	17.153			1:31.269		
11	26.310	92.9						1:32.835		31	26.014	96.0	47.078	114.7	16.326			1:29.418		
12	27.340	78.0				102.5		1:35.328		32	26.328	93.9	46.711	115.1	16.301	107.2		1:29.340		
13	26.134	91.5				101.6		1:33.290		33	25.414	96.3	47.828	115.5	15.558	107.6		1:28.800		
14	26.724	86.7	In		In			1:42.537	P	34	25.493	97.3	46.821	114.7	16.022	106.4		1:28.336		
15	Out	88.0	47.887	113.9	16.325	101.3		3:38.688	P	35	26.177	94.2	47.768	113.5	16.034	105.4		1:29.979		
16	26.806	95.4	47.401	112.8	15.882	105.5		1:30.089		36	25.765	93.8	47.456	110.4	17.252	102.8		1:30.473		
17	26.310	90.1	50.079	91.6	17.185	101.7		1:33.574		37	26.282	94.6	47.866	116.5	15.758	103.6		1:29.906		
18	25.745	95.8	48.440	111.1	15.866	104.9		1:30.051		38	26.454	91.2	47.566	116.7	15.862			1:29.882		
19	26.611	91.2	47.643	112.4	15.882			1:30.136		39	25.996	96.2	51.509	103.9	16.637			1:34.142		
20	26.049	96.3	47.084	117.1	16.104			1:29.237		40										

39 Louis Zurstrassen (SM1)										Elva Mk5										
lap	Sect-1	Speed	Sect-2	Speed	Sect-3	Speed	TopSpeed	laptime	pit	lap	Sect-1	Speed	Sect-2	Speed	Sect-3	Speed	Topspeed	laptime	pit	
1		86.6	47.557	109.8	15.783			1:35.068		22	24.945	97.4	46.357	106.2	15.803			1:27.105		
2	24.956	93.0	46.436	109.0	15.769	96.2		1:27.161		23	25.076	96.5	46.278	108.6	15.506	98.2		1:26.860		
3	24.900	95.9	46.662	110.0	15.677	97.4		1:27.239		24	25.710	95.4	47.038	109.0	15.410	96.6		1:28.158		
4	24.883	98.3	46.969	107.2	15.829			1:27.681		25	24.991	99.7	46.036	107.6	15.609			1:26.636		
5	24.737	96.5	47.277		15.597	96.1		1:27.611		26	24.807	97.3	46.440	105.9	15.470	96.3		1:26.717		
6	24.909	95.4	47.153		15.556			1:27.618		27	24.846	93.7	46.297	106.9	15.782			1:26.925		
7	25.251	94.1				98.0		1:28.053		28	24.658	95.2	46.767	108.4	15.811	93.4		1:27.236		
8	25.481	92.0						1:28.686		29	25.269	97.4	46.901	107.9	15.548			1:27.718		
9	24.995	94.2						1:27.895		30	24.704	98.3	46.282	106.7	15.380			1:26.366		
10	24.839	93.3						1:27.302		31	24.880	96.3	46.509	107.4	15.688			1:27.077		
11	24.600	92.8						1:28.009		32	25.390	92.9	47.080	107.4	15.505	95.8		1:27.975		
12	24.788	92.1				94.4		1:28.458		33	24.895	96.9	46.767	107.4	15.413			1:27.075		
13	25.300	91.3				98.3		1:28.277		34	24.698	98.6	46.151	107.6	15.404			1:26.253		
14	24.677	93.2				96.2		1:26.501		35	24.773	95.2	46.524	107.6	15.617	96.7		1:26.914		
15	24.835	87.0						1:27.141		36	24.740	96.9	46.776	107.2	15.318	96.1		1:26.834		
16	25.053	93.4	46.289	108.3	17.417	95.0		1:28.759		37	25.979	90.1	46.503	109.0	15.579	96.1		1:28.061		
17	25.218	94.1	46.236	109.8	15.644			1:27.098		38	24.610	98.4	46.075	107.9	15.229	96.5		1:25.914		
18	24.606	95.5	47.195	107.2	15.794	96.2		1:27.595		39	24.737	98.0	46.205	109.8	15.093			1:26.035		
19	24.947	94.3	46.294	108.8	In			1:32.386	P	40	24.806	94.8	46.979	107.7	15.584			1:27.369		
20	Out	93.3	46.094	109.3	15.311			2:42.935	P	41	24.891	100.2	46.269	108.8	16.310			1:27.470		
21	25.319	96.2	46.579	106.5	15.592	96.3		1:27.490		42										



Session Start: 15:25:03 - Finish: 16:25:40

Weather/Track Conditions: Cloud / Dry

Circuit: Donington Park National

Track Length: 3.185 Km - 1.9791 miles

Donington Historic Festival - 28 - 30 Apr 2017

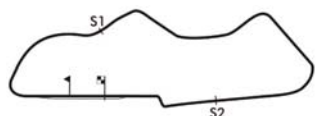
Stirling Moss Trophy for Pre- 61 Sports Cars

Race 8 - Sector Analysis

41 Chris Ward (SM6)										Lister Costin									
lap	Sect-1	Speed	Sect-2	Speed	Sect-3	Speed	TopSpeed	laptime	pit	lap	Sect-1	Speed	Sect-2	Speed	Sect-3	Speed	Topspeed	laptime	pit
1		100.2	43.730	126.1	14.552	110.7		1:23.428		23	22.979	104.9	43.272		14.478	111.7		1:20.729	
2	23.714	102.7	42.911	128.5	14.294			1:20.919		24	22.879	105.3	44.778		15.237			1:22.894	
3	22.962	102.4	42.630	125.9	14.382			1:19.974		25	23.105	95.0	43.480		14.174			1:20.759	
4	22.934	101.2	43.006	127.8	14.317	112.4		1:20.257		26	23.457	87.6	43.776		14.178			1:21.411	
5	23.332	85.2	43.162	126.6	14.343	113.0		1:20.837		27	22.790	104.0	43.635		14.472	112.8		1:20.897	
6	22.680	106.9	42.865		14.281			1:19.826		28	22.823	107.3	43.313	129.0	15.074			1:21.210	
7	22.701	107.6						1:20.562		29	22.988	108.8	43.183		14.274	112.4		1:20.445	
8	22.790	104.6				112.8		1:21.025		30	22.660	104.1	43.057		14.253			1:19.970	
9	22.794	106.3				111.8		1:20.559		31	22.900	103.7	42.665		14.331	113.4		1:19.896	
10	22.877	106.4				110.7		1:20.193		32	22.818	107.9	43.303		15.112	111.5		1:21.233	
11	22.751	104.6				109.3		1:20.883		33	22.788	103.5	43.097		14.343			1:20.228	
12	23.282	98.3						1:22.468		34	22.857	100.4	43.152		15.467	111.1		1:21.476	
13	22.846	106.8						1:20.245		35	23.489	90.1	44.096		14.265			1:21.850	
14	22.875	104.8				111.7		1:20.938		36	22.832	107.8	43.272		14.277			1:20.381	
15	23.053	103.2				111.7		1:20.652		37	22.816	105.6	42.973		14.533	112.8		1:20.322	
16	22.802	103.3	In		In			1:24.820	P	38	22.956	107.9	43.127		14.428	112.4		1:20.511	
17	102.4		43.810		14.270			2:40.978	P	39	22.688	105.1	42.864		14.416			1:19.968	
18	22.771	106.4	43.139	128.7	14.509	112.4		1:20.419		40	22.917	91.9	43.255		14.225	112.4		1:20.397	
19	22.677	104.5	43.125		14.171	113.5		1:19.973		41	22.879	106.8	43.670		14.269	112.2		1:20.818	
20	22.974	102.9	43.054		14.226	113.0		1:20.254		42	22.773	105.4	43.120		14.176	113.4		1:20.069	
21	22.738	106.1	43.363		14.466	112.6		1:20.567		43	23.119	104.3	43.450		14.100	113.2		1:20.669	
22	22.592	106.9	44.410		14.922			1:21.924		44	22.902	104.9	43.262		14.403	112.0		1:20.567	

42 Paul Woolley (SM5)										Cooper Monaco									
lap	Sect-1	Speed	Sect-2	Speed	Sect-3	Speed	TopSpeed	laptime	pit	lap	Sect-1	Speed	Sect-2	Speed	Sect-3	Speed	Topspeed	laptime	pit
1		91.8	46.643	117.1	15.581			1:31.022		7	23.742	97.6						1:23.901	
2	25.038	93.3	45.540	116.7	15.751	104.7		1:26.329		8	23.864	95.8			104.4			1:23.286	
3	24.764	97.0	45.018	113.4	15.394	103.7		1:25.176		9	23.624	100.6			103.4			1:23.491	
4	24.665	92.8	45.074	117.9	15.204	104.2		1:24.943		10	24.123	100.6			102.8			1:25.174	
5	24.270	92.4	45.485	116.1	15.426			1:25.181		11	24.792	95.4			103.7			1:24.804	
6	24.147	95.4	45.351		15.141	105.4		1:24.639		12									

48 Thomas-Turkington (SM6)										Lister Knobbly									
lap	Sect-1	Speed	Sect-2	Speed	Sect-3	Speed	TopSpeed	laptime	pit	lap	Sect-1	Speed	Sect-2	Speed	Sect-3	Speed	Topspeed	laptime	pit
1		93.5	45.799	119.6	16.003	106.2		1:29.907		22	23.652	103.0	44.716	124.5	15.008			1:23.376	
2	25.426	98.8	45.989	121.1	15.882			1:27.297		23	23.531	103.5	45.660	122.0	14.923	109.3		1:24.114	
3	24.594	99.3	44.969	121.5	15.605			1:25.168		24	23.739	103.2	44.370	126.6	14.891	109.5		1:23.000	
4	25.193	95.0	46.036	122.4	15.623			1:26.852		25	23.669	104.5	44.172	126.1	14.866			1:22.707	
5	24.894	97.6	45.640		15.597	106.5		1:26.131		26	23.576	105.4	44.409	125.6	14.839			1:22.824	
6	24.510	103.5	45.690		15.516	106.4		1:25.716		27	23.568	102.9	44.575	126.3	14.908	109.0		1:23.051	
7	24.188	102.7						1:24.393		28	23.526	103.5	47.257	125.4	14.897			1:25.680	
8	24.414	105.4				106.9		1:24.331		29	23.658	103.5	45.109	126.3	14.930			1:23.697	
9	24.587	98.6				106.4		1:24.647		30	23.570	103.7	44.579	127.5	15.431			1:23.580	
10	24.285	102.3						1:24.865		31	23.929	102.3	45.365	125.9	14.936			1:24.230	
11	24.170	101.5				106.9		1:25.694		32	23.548	102.7	44.248	127.0	15.536			1:23.332	
12	24.151	103.5						1:24.566		33	23.760	103.5	44.426	126.1	15.048			1:23.234	
13	24.473	103.7						1:24.807		34	23.597	104.0	45.563	123.5	15.173	107.7		1:24.333	
14	24.276	104.0						1:24.203		35	23.964	104.3	44.685	125.9	14.805	108.4		1:23.454	
15	24.069	107.6						1:25.580		36	23.369	106.6	43.991	126.3	14.819	109.5		1:22.179	
16	24.260	98.3	In		In			1:31.629	P	37	23.374	107.4	43.946	126.8	14.849			1:22.169	
17	Out	92.4	47.214	122.6	15.800			2:55.525	P	38	24.016	103.7	44.412	126.1	14.905			1:23.333	
18	24.223	100.0	45.418	122.9	15.224			1:24.865		39	23.938	97.4	45.122	126.1	14.969	109.5		1:24.029	
19	23.941	102.1	45.137	124.7	15.508	106.2		1:24.586		40	23.380	105.3	45.042	126.6	14.924	109.3		1:23.346	
20	23.732	104.3	44.475	125.2	14.997	109.3		1:23.204		41	24.101	104.5	44.302	126.8	14.762			1:23.165	
21	23.684	103.2	44.383	125.4	15.074	108.4		1:23.141		42	23.894	105.3	44.926	126.8	14.853			1:23.673	



Session Start: 15:25:03 - Finish: 16:25:40

Weather/Track Conditions: Cloud / Dry

Circuit: Donington Park National

Track Length: 3.185 Km - 1.9791 miles

Donington Historic Festival - 28 - 30 Apr 2017

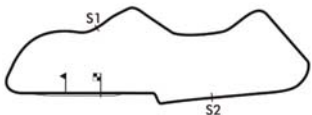
Stirling Moss Trophy for Pre- 61 Sports Cars

Race 8 - Sector Analysis

60 Guy Peeters (SM5)										Lotus 15									
lap	Sect-1	Speed	Sect-2	Speed	Sect-3	Speed	TopSpeed	laptime	pit	lap	Sect-1	Speed	Sect-2	Speed	Sect-3	Speed	Topspeed	laptime	pit
1		88.2	48.295	115.7	15.497			1:33.676		16	24.088	101.2						1:24.082	
2	24.448	95.1	46.806	116.9	15.508			1:26.762		17	23.976	106.4			16.644			1:25.821	
3	24.207	103.7	45.198	116.3	15.113			1:24.518		18	24.439	85.3	45.201	118.8	15.886	103.7		1:29.383	
4	24.426	102.3	44.948	118.5	15.097			1:24.471		19	24.043	101.8	44.528	118.8	14.848	104.9		1:23.419	
5	23.973	101.8	45.625		15.268	103.4		1:24.866		20	24.577	87.6	46.765	118.5	15.031	103.9		1:26.373	
6	24.129	102.7	45.665		15.403			1:25.197		21	23.841	106.3	45.668	118.8	15.355	105.5		1:24.864	
7	23.987	101.0				103.6		1:24.369		22	24.278	102.9	45.638	119.2	15.228	104.4		1:25.144	
8	24.337	100.4						1:24.195		23	24.566	98.4	45.610	115.5	15.226			1:25.402	
9	23.888	103.3						1:23.896		24	24.452	105.1	45.089	115.1	15.150			1:24.691	
10	24.045	100.6				103.3		1:24.354		25	24.401	102.6	46.553	115.9	In			1:32.041	P
11	24.108	102.4						1:27.151		26	Out	97.1	47.811	106.7	In			2:50.159	P
12	24.228	101.8				103.3		1:42.107		27	Out	98.7	45.965	116.9	15.644	102.3		2:36.018	P
13	24.301	92.9						1:25.318		28	24.241	99.4	45.794	115.7	15.988	98.7		1:26.023	
14	24.840	94.7				103.1		1:25.946		29	24.801	98.6	45.064	115.7	15.008			1:24.873	
15	24.252	99.4				102.5		1:24.585		30	24.157	101.3	45.183	118.1	15.949			1:25.289	

66 Maers-Martin (SM5)										Cooper Monaco									
lap	Sect-1	Speed	Sect-2	Speed	Sect-3	Speed	TopSpeed	laptime	pit	lap	Sect-1	Speed	Sect-2	Speed	Sect-3	Speed	Topspeed	laptime	pit
1		89.2	45.651	123.5	15.674	105.0		1:29.667		23	Out	88.8	46.047	120.5	15.626			2:49.886	P
2	24.450	99.0	44.262	122.4	15.173			1:23.885		24	24.463	94.7	44.712	120.2	14.987			1:24.162	
3	23.602	98.8	44.048	123.5	15.205			1:22.855		25	24.114	84.6	45.483	120.2	14.702	109.0		1:24.299	
4	23.939	93.9	45.499	122.4	15.596			1:25.034		26	24.286	95.5	44.307	121.1	14.868			1:23.461	
5	23.989	100.2	44.549	121.5	15.398			1:23.936		27	23.855	98.8	44.237	106.9	17.348	107.0		1:25.440	
6	23.867	96.0	44.220		15.262			1:23.349		28	24.615	96.7	43.773	122.6	14.981	107.4		1:23.369	
7	23.295	97.3						1:22.113		29	23.506	100.9	43.541	121.5	14.567	107.7		1:21.614	
8	23.209	102.4				107.9		1:22.388		30	23.616	99.4	43.652	122.0	14.857			1:22.125	
9	23.825	97.0				108.6		1:23.336		31	23.469	99.6	43.136	122.2	14.951	107.9		1:21.556	
10	23.388	96.0						1:22.689		32	23.557	98.4	44.150	122.4	14.628	106.9		1:22.335	
11	23.213	98.4				108.1		1:22.843		33	23.942	99.4	44.345	122.6	14.494	109.0		1:22.781	
12	23.778	102.7						1:23.184		34	23.528	100.9	45.959	121.3	15.085	105.9		1:24.572	
13	23.760	99.7						1:23.042		35	24.538	94.7	46.267	121.1	15.249	108.6		1:26.054	
14	23.245	95.8				106.5		1:22.668		36	25.154	86.2	45.106	122.0	15.075			1:25.335	
15	23.178	95.4						1:22.560		37	23.676	100.9	44.575	120.0	14.936	106.9		1:23.187	
16	23.085	102.7						1:22.126		38	24.093	95.0	44.473	122.4	15.236	107.6		1:23.802	
17	23.703	102.1	43.864	120.0	15.297	108.3		1:22.864		39	24.299	96.5	44.195	120.9	15.070	106.5		1:23.564	
18	23.398	95.9	44.507	122.6	15.298			1:23.203		40	23.964	99.9	44.213	120.9	15.791			1:23.968	
19	23.426	98.0	44.573	122.0	15.851	107.2		1:23.850		41	24.463	98.8	44.354	120.5	15.048			1:23.865	
20	23.577	103.5	44.658	121.3	15.076	108.1		1:23.311		42	24.385	95.4	44.478	120.5	14.955	108.3		1:23.818	
21	23.949	94.6	44.956	122.2	15.148			1:24.053		43	24.173	94.1	44.704	117.7	15.621			1:24.498	
22	23.973	88.2	45.113	121.1	In			1:29.028	P	44									

68 Marc Gordon (SM6)										Jaguar XK150									
lap	Sect-1	Speed	Sect-2	Speed	Sect-3	Speed	TopSpeed	laptime	pit	lap	Sect-1	Speed	Sect-2	Speed	Sect-3	Speed	Topspeed	laptime	pit
1		76.6	51.358	106.4	17.067			1:44.424		20	26.734	90.5	49.358	102.3	17.714			1:33.806	
2	27.079	89.5	49.165	105.9	16.821			1:33.065		21	27.369	88.0	49.359	106.0	17.251			1:33.979	
3	26.773	90.1	49.737	106.2	16.782	92.7		1:33.292		22	26.548	92.8	50.514	105.0	17.364			1:34.426	
4	26.638	88.7	49.572	105.4	18.736			1:34.946		23	26.763	91.9	49.456	106.5	16.716	93.6		1:32.935	
5	27.447	85.3	49.979		17.138	91.5		1:34.564		24	26.508	91.3	49.875	103.1	17.666	92.0		1:34.049	
6	26.676	91.9						1:34.857		25	26.838	88.9	49.711	105.5	16.941			1:33.490	
7	26.743	90.0				91.2		1:33.165		26	27.232	87.3	48.988	106.5	18.209			1:34.429	
8	26.662	90.1				92.1		1:33.504		27	28.310	78.3	51.136	106.4	16.780			1:36.226	
9	26.945	88.4						1:33.742		28	26.485	91.8	48.827	105.7	17.136			1:32.448	
10	26.968	89.1						1:34.461		29	26.680	90.3	48.802	105.5	17.056			1:32.538	
11	26.482	92.1						1:34.589		30	26.699	89.4	50.626	105.5	16.971	91.0		1:34.296	
12	26.951	87.7				91.7		1:33.901		31	27.212	84.9	49.004	106.4	17.004	93.3		1:33.220	
13	26.971	88.0				91.2		1:33.673		32	26.361	92.3	48.814	104.7	17.422	93.1		1:32.597	
14	27.761	79.8	In		In			1:42.612	P	33	26.448	93.7	51.569	104.7	17.040	93.8		1:35.057	
15	Out	88.7	50.377	105.2	17.171			2:52.397	P	34	27.893	79.3	50.045	107.6	16.599			1:34.537	
16	26.825	93.0	49.141	105.2	16.762	93.6		1:32.728		35	26.658	91.5	49.643	105.2	17.399	92.0		1:33.700	
17	27.135	87.9	49.850	104.7	17.215	93.0		1:34.200		36	26.801	91.6	49.312	106.0	17.094	93.0		1:33.207	
18	26.769	92.1	49.558	106.5	17.001	93.4		1:33.328		37	27.919	82.7	49.992	104.7	17.093	93.4		1:35.004	
19	26.316	92.6	48.955	105.7	17.187	93.1		1:32.458		38	26.325	92.4	50.600	103.0	17.058			1:33.983	



Session Start: 15:25:03 - Finish: 16:25:40

Weather/Track Conditions: Cloud / Dry

Circuit: Donington Park National

Track Length: 3.185 Km - 1.9791 miles

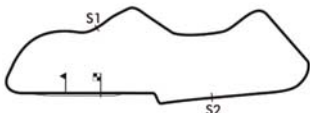
Donington Historic Festival - 28 - 30 Apr 2017

Stirling Moss Trophy for Pre- 61 Sports Cars

Race 8 - Sector Analysis

111 Hans Hübner (SM6)										Lister Jaguar Knobbly									
lap	Sect-1	Speed	Sect-2	Speed	Sect-3	Speed	TopSpeed	laptime	pit	lap	Sect-1	Speed	Sect-2	Speed	Sect-3	Speed	Topspeed	laptime	pit
1		73.7	50.268	121.5	16.840			1:42.253		21	25.494	87.2	48.112	122.4	27.328	94.0		1:40.934	
2	26.503	92.4	48.219	122.9	16.015	104.4		1:30.737		22	25.442	96.6	47.877	120.2	15.854			1:29.173	
3	26.306	85.1	48.948	119.2	15.736	106.9		1:30.990		23	24.569	94.4	48.006	114.9	17.175	97.6		1:29.750	
4	25.749	88.1	49.013	120.5	15.659			1:30.421		24	25.498	90.0	48.885	114.1	17.402	105.9		1:31.785	
5	26.018	89.7	48.799		15.857	103.9		1:30.674		25	25.639	88.1	47.704	112.6	16.838	104.9		1:30.181	
6	25.996	81.0	49.233		15.999			1:31.228		26	25.247	93.5	48.958	117.5	15.858	103.9		1:30.063	
7	25.818	82.5				103.3		1:30.196		27	25.447	89.7	48.245	119.2	15.870	105.2		1:29.562	
8	25.842	85.9						1:31.818		28	25.482	93.5	48.177	118.8	16.269			1:29.928	
9	26.217	87.3						1:30.760		29	25.775	91.0	49.301	116.1	16.571			1:31.647	
10	25.605	89.1				100.9		1:32.019		30	26.757	86.0	49.482	108.3	16.729			1:32.968	
11	26.147	88.7						1:30.756		31	26.395	89.0	49.886	110.2	16.837	101.9		1:33.118	
12	25.690	88.0				104.6		1:30.390		32	26.146	88.7	48.271	113.0	17.046	100.3		1:31.463	
13	25.998	87.6				103.0		1:31.108		33	26.167	88.8	48.652	119.8	16.020			1:30.839	
14	25.878	88.7						1:30.984		34	26.326	85.3	48.868	116.3	16.111	102.8		1:31.305	
15	26.644	83.0						1:31.044		35	25.859	86.8	48.339	112.4	16.714			1:30.912	
16	26.874	84.7	49.143	114.5	16.596			1:32.613		36	25.861	78.1	48.907	115.9	16.304	104.1		1:31.072	
17	26.705	77.6	49.813	112.6	16.088			1:32.606		37	25.169	90.0	48.575	113.2	16.086			1:29.830	
18	25.926	89.6	49.108	116.9	15.973			1:31.007		38	26.845	75.4	49.747	119.8	15.740	106.0		1:32.332	
19	25.737	90.9	48.310	118.8	In			1:35.600	P	39	25.396	86.8	49.360	110.7	16.457			1:31.213	
20	Out	88.3	48.778	118.3	15.881			2:54.658	P	40									

117 Greensall-Milner (SM6)										Lister Costin									
lap	Sect-1	Speed	Sect-2	Speed	Sect-3	Speed	TopSpeed	laptime	pit	lap	Sect-1	Speed	Sect-2	Speed	Sect-3	Speed	Topspeed	laptime	pit
1		89.5	45.380	126.8	15.452	114.1		1:29.810		20	23.740	98.4	44.350	128.5	15.129	111.7		1:23.219	
2	23.797	99.4	43.130	129.2	15.000			1:21.927		21	23.431	97.1	45.545	122.9	15.046	112.6		1:24.022	
3	23.489	99.0	43.278	131.8	14.463	117.1		1:21.230		22	24.098	97.4	44.234	125.4	14.882			1:23.214	
4	23.530	100.0	44.016	131.3	14.504	116.3		1:22.050		23	23.859	97.7	44.378	127.5	14.724			1:22.961	
5	23.467	97.0	44.490	126.1	14.636			1:22.593		24	23.442	100.7	43.742	130.2	14.574	114.5		1:21.758	
6	23.529	97.7	44.262		14.607			1:22.398		25	23.145	99.3	43.938	130.0	14.751	115.5		1:21.834	
7	23.432	100.3				113.0		1:22.316		26	23.664	100.3	44.911	124.7	15.057	113.5		1:23.632	
8	23.488	97.6				112.8		1:23.189		27	23.930	97.7	44.706	126.3	In			1:28.592	P
9	24.261	98.7				113.0		1:23.064		28	Out	91.8	47.000	124.5	16.619	110.2		2:54.052	P
10	23.498	96.0				111.7		1:23.052		29	24.499	95.8	45.506	129.0	15.348	109.0		1:25.353	
11	23.533	97.0				112.8		1:23.088		30	24.003	95.8	45.067	132.0	14.846	109.3		1:23.916	
12	23.415	99.1						1:21.765		31	25.289	96.9	45.203	131.8	15.479			1:25.971	
13	23.108	101.6				116.7		1:21.336		32	23.929	97.8	47.249	104.2	16.557			1:27.735	
14	23.416	99.4				111.5		1:22.465		33	24.202	96.6	44.924	124.2	15.159	115.9		1:24.285	
15	23.230	100.6						1:21.823		34	24.003	97.4	1:02.019	119.2	16.351			1:42.373	
16	23.234	100.2				110.2		1:24.308		35	24.307	101.0	47.374	120.2	15.688			1:27.369	
17	23.648	98.6	43.897	121.5	16.503	111.1		1:24.048		36	24.842	98.1	49.824	105.9	17.427	84.5		1:32.093	
18	23.648	98.8	44.992	125.4	15.001			1:23.641		37	27.809	90.1	50.976	96.3	In			1:39.205	P
19	23.494	98.7	44.376	121.8	14.854			1:22.724		38									



Session Start: 15:25:03 - Finish: 16:25:40

Weather/Track Conditions: Cloud / Dry

Circuit: Donington Park National

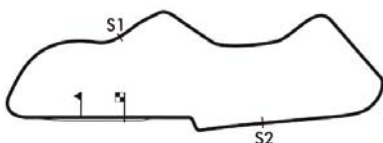
Track Length: 3.185 Km - 1.9791 miles

Donington Historic Festival - 28 - 30 Apr 2017

Stirling Moss Trophy for Pre- 61 Sports Cars

Race 8 - Best Sector Times

SECTOR 1			SECTOR 2			SECTOR 3			IDEAL / BEST LAP COMPARISON						
NO	TIME	LAP	NO	TIME	LAP	NO	TIME	LAP	NO	NAME	BEST	IN	IDEAL	DIFF	
1	41	22.592	22	8	42.410	3	41	14.100	43	8	Will Nuthall	1:19.547	6	1:19.345	+0.202
2	8	22.743	10	41	42.630	3	8	14.192	40	41	Chris Ward	1:19.826	6	1:19.322	+0.504
3	1	22.934	4	117	43.130	2	1	14.266	6	1	Oliver Bryant	1:20.631	4	1:20.539	+0.092
4	2	23.029	23	66	43.136	31	117	14.463	3	117	Greensall-Milner	1:21.230	3	1:20.701	+0.529
5	66	23.085	16	1	43.339	4	66	14.494	33	66	Maegers-Martin	1:21.556	31	1:20.715	+0.841
6	117	23.108	13	12	43.816	32	12	14.595	32	12	Brooks-O'Connell	1:21.704	32	1:21.548	+0.156
7	12	23.137	38	48	43.946	37	2	14.667	19	48	Thomas-Turkington	1:22.169	37	1:22.077	+0.092
8	20	23.179	18	2	44.105	20	10	14.724	28	2	Monteverde-Pearson	1:22.221	19	1:21.801	+0.420
9	48	23.369	36	20	44.180	20	48	14.762	41	20	Bennett-Coyne	1:22.671	20	1:22.127	+0.544
10	42	23.624	9	7	44.439	36	20	14.768	17	42	Paul Woolley	1:23.286	8	1:23.783	+0.497
11	7	23.825	40	16	44.502	1	60	14.848	19	60	Guy Peeters	1:23.419	19	1:23.217	+0.202
12	60	23.841	21	60	44.528	19	7	14.870	38	7	Cooke-Girardo	1:23.547	38	1:23.134	+0.413
13	10	23.982	19	42	45.018	3	21	14.871	17	10	Gillett-Smith	1:24.519	19	1:23.782	+0.737
14	18	24.076	14	10	45.076	17	16	15.035	1	21	Mitchell-Yates	1:25.034	17	1:24.946	+0.088
15	21	24.504	18	21	45.571	16	39	15.093	39	39	Louis Zurstrassen	1:25.914	38	1:25.729	+0.185
16	5	24.522	20	39	46.036	25	42	15.141	6	18	Cannell-Ditheridge	1:26.004	18	1:25.683	+0.321
17	111	24.569	23	18	46.123	18	5	15.387	19	5	Michael Malone	1:26.710	3	1:26.044	+0.666
18	39	24.600	11	5	46.135	29	30	15.401	21	16	Richard Kent	1:27.092	1		+
19	30	25.357	23	30	46.702	28	18	15.484	19	30	Ball-Ball	1:28.115	28	1:27.460	+0.655
20	26	25.424	6	26	47.544	25	111	15.659	4	26	Bernberg-Ugo	1:29.032	11	1:28.871	+0.161
21	19	25.449	10	111	47.704	25	19	15.877	1	19	Emmerling-Hooper	1:29.124	11	1:29.590	+0.466
22	68	26.316	19	19	48.264	16	26	15.903	36	111	Hans Hübner	1:29.173	22	1:27.932	+1.241
23	24	26.556	29	68	48.802	29	24	16.365	25	68	Marc Gordon	1:32.448	28	1:31.717	+0.731
24	4			24	49.651	30	68	16.599	34	24	Ward-Ward	1:33.639	34	1:32.572	+1.067
25	16			4			4			29	Bellinger-Bellinger				+
26	29			29			29			4	Champion-Stretton				+



Session Start: 15:25:03 - Finish: 16:25:40

Weather/Track Conditions: Cloud / Dry

Circuit: Donington Park National

Track Length: 3.185 Km - 1.9791 miles

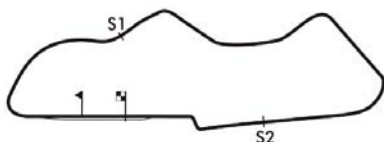


Donington Historic Festival - 28 - 30 Apr 2017

Stirling Moss Trophy for Pre- 61 Sports Cars

Race 8 - Best Sector Speeds

	NO	SECTOR 1	MPH	NO	SECTOR 2	MPH	NO	SECTOR 3	MPH
1	12	Brooks-O'Connell	112.2	117	Greensall-Milner	132.0	117	Greensall-Milner	117.1
2	1	Oliver Bryant	111.7	41	Chris Ward	129.0	41	Chris Ward	113.7
3	8	Will Nuthall	109.9	8	Will Nuthall	128.5	8	Will Nuthall	113.0
4	21	Mitchell-Yates	109.3	48	Thomas-Turkington	127.5	20	Bennett-Coyne	111.5
5	41	Chris Ward	108.8	2	Monteverde-Pearson	125.6	48	Thomas-Turkington	110.7
6	48	Thomas-Turkington	107.6	16	Richard Kent	124.7	2	Monteverde-Pearson	110.4
7	60	Guy Peeters	106.4	20	Bennett-Coyne	123.5	66	Maeers-Martin	109.0
8	20	Bennett-Coyne	104.9	66	Maeers-Martin	123.5	30	Ball-Ball	108.4
9	7	Cooke-Girardo	103.7	111	Hans Hübner	122.9	10	Gillett-Smith	107.9
10	2	Monteverde-Pearson	103.5	12	Brooks-O'Connell	121.5	7	Cooke-Girardo	107.4
11	66	Maeers-Martin	103.5	10	Gillett-Smith	120.5	16	Richard Kent	107.4
12	18	Cannell-Ditheridge	103.0	30	Ball-Ball	120.0	111	Hans Hübner	107.0
13	10	Gillett-Smith	102.6	60	Guy Peeters	119.2	12	Brooks-O'Connell	106.4
14	5	Michael Malone	101.6	7	Cooke-Girardo	118.5	1	Oliver Bryant	106.2
15	117	Greensall-Milner	101.6	1	Oliver Bryant	118.3	60	Guy Peeters	105.9
16	42	Paul Woolley	100.6	5	Michael Malone	117.9	42	Paul Woolley	105.4
17	39	Louis Zurstrassen	100.2	42	Paul Woolley	117.9	18	Cannell-Ditheridge	102.8
18	16	Richard Kent	99.3	18	Cannell-Ditheridge	116.3	5	Michael Malone	101.7
19	30	Ball-Ball	98.7	39	Louis Zurstrassen	110.0	39	Louis Zurstrassen	98.3
20	111	Hans Hübner	96.6	26	Bernberg-Ugo	107.7	21	Mitchell-Yates	98.2
21	26	Bernberg-Ugo	95.8	21	Mitchell-Yates	107.6	19	Emmerling-Hooper	95.8
22	24	Ward-Ward	94.6	68	Marc Gordon	107.6	26	Bernberg-Ugo	95.0
23	68	Marc Gordon	93.7	24	Ward-Ward	105.9	24	Ward-Ward	94.0
24	19	Emmerling-Hooper	92.6	19	Emmerling-Hooper	105.5	68	Marc Gordon	93.9
25	4	Champion-Stretton	0.0	4	Champion-Stretton	0.0	4	Champion-Stretton	53.3
26	29	Bellinger-Bellinger	0.0	29	Bellinger-Bellinger	0.0	29	Bellinger-Bellinger	0.0



Session Start: 15:25:03 - Finish: 16:25:40
Weather/Track Conditions: Cloud / Dry
Circuit: Donington Park National
Track Length: 3.185 Km - 1.9791 miles



Donington Historic Festival - 28 - 30 Apr 2017

Stirling Moss Trophy for Pre- 61 Sports Cars

Race 8 - Lap Chart

Lap 1			Lap 2			Lap 3			Lap 4			Lap 5			Lap 6		
NO	Behind	Laptime	NO	Behind	Laptime	NO	Behind	Laptime	NO	Behind	Laptime	NO	Behind	Laptime	NO	Behind	Laptime
41		1:23.428	41		1:20.919	41		1:19.974	41		1:20.257	41		1:20.837	41		1:19.826
8	0.598	1:24.026	8	0.491	1:20.812	8	0.241	1:19.724	8	0.317	1:20.333	8	1.328	1:21.848	8	1.049	1:19.547
1	3.106	1:26.534	1	3.892	1:21.705	1	4.815	1:20.897	1	5.189	1:20.631	1	5.399	1:21.047	1	6.317	1:20.744
2	3.508	1:26.936	2	7.323	1:24.734	117	8.646	1:21.230	117	10.439	1:22.050	117	12.195	1:22.593	117	14.767	1:22.398
16	3.664	1:27.092	117	7.390	1:21.927	2	11.460	1:24.111	66	16.863	1:25.034	24	1 LAP	1:46.956	66	23.485	1:23.349
66	6.239	1:29.667	66	9.205	1:23.885	66	12.086	1:22.855	2	17.369	1:26.166	66	19.962	1:23.936	2	24.411	1:23.267
117	6.382	1:29.810	12	12.072	1:26.166	12	15.681	1:23.583	12	18.735	1:23.311	2	20.970	1:24.438	12	25.935	1:24.139
48	6.479	1:29.907	48	12.857	1:27.297	48	18.051	1:25.168	42	22.892	1:24.943	12	21.622	1:23.724	42	32.049	1:24.639
12	6.825	1:30.253	42	13.004	1:26.329	42	18.206	1:25.176	48	24.646	1:26.852	42	27.236	1:25.181	60	34.249	1:25.197
42	7.594	1:31.022	20	15.912	1:27.122	60	20.635	1:24.518	60	24.849	1:24.471	60	28.878	1:24.866	48	35.830	1:25.716
20	9.709	1:33.137	60	16.091	1:26.762	10	22.392	1:26.048	10	28.131	1:25.996	48	29.940	1:26.131	10	39.404	1:26.143
60	10.248	1:33.676	10	16.318	1:26.024	20	24.276	1:28.338	20	30.583	1:26.564	10	33.087	1:25.793	20	42.033	1:25.849
10	11.213	1:34.641	39	17.882	1:27.161	39	25.147	1:27.239	39	32.571	1:27.681	20	36.010	1:26.264	24	1 LAP	1:46.337
39	11.640	1:35.068	7	20.789	1:28.873	5	27.707	1:26.710	5	34.892	1:27.442	39	39.345	1:27.611	39	47.137	1:27.618
7	12.835	1:36.263	5	20.971	1:28.004	7	28.755	1:27.940	7	35.890	1:27.392	5	41.060	1:27.005	5	48.009	1:26.775
18	13.443	1:36.871	18	21.401	1:28.877	21	29.108	1:27.210	18	36.177	1:27.209	7	43.747	1:28.694	7	52.398	1:28.477
5	13.886	1:37.314	21	21.872	1:28.275	18	29.225	1:27.798	21	36.473	1:27.622	21	43.937	1:28.301	18	52.584	1:28.100
21	14.516	1:37.944	19	27.671	1:32.216	19	38.862	1:31.165	111	49.823	1:30.421	18	44.310	1:28.970	21	53.295	1:29.184
19	16.374	1:39.802	111	28.643	1:30.737	111	39.659	1:30.990	19	51.387	1:32.782	111	59.660	1:30.674	111	1:11.062	1:31.228
111	18.825	1:42.253	26	30.043	1:31.328	26	41.246	1:31.177	26	51.998	1:31.009	19	1:02.513	1:31.963	19	1:13.843	1:31.156
30	19.119	1:42.547	30	30.938	1:32.738	30	43.092	1:32.128	30	1:01.102	1:38.267	26	1:03.334	1:32.173	26	1:14.721	1:31.213
26	19.634	1:43.062	68	33.142	1:33.065	68	46.460	1:33.292	68	1:01.149	1:34.946	30	1:13.295	1:33.030			
68	20.996	1:44.424	24	50.895	1:44.220	24	1:13.628	1:42.707				68	1:14.876	1:34.564			
24	27.594	1:51.022															

Session Start: 15:25:03 - Finish: 16:25:40

Weather/Track Conditions: Cloud / Dry

Circuit: Donington Park National

Track Length: 3.185 Km - 1.9791 miles

Donington Historic Festival - 28 - 30 Apr 2017

Stirling Moss Trophy for Pre- 61 Sports Cars

Race 8 - Lap Chart

Lap 7			Lap 8			Lap 9			Lap 10			Lap 11			Lap 12		
NO	Behind	Laptime	NO	Behind	Laptime	NO	Behind	Laptime	NO	Behind	Laptime	NO	Behind	Laptime	NO	Behind	Laptime
41		1:20.562	41		1:21.025	41		1:20.559	41		1:20.193	41		1:20.883	41		1:22.468
8	1.459	1:20.972	8	1.164	1:20.730	8	2.400	1:21.795	8	2.103	1:19.896	8	1.851	1:20.631	5	1 LAP	1:27.740
30	1 LAP	1:33.129	26	1 LAP	1:31.877	1	8.223	1:22.109	1	8.748	1:20.718	7	1 LAP	1:28.137	8	0.976	1:21.593
1	6.604	1:20.849	19	1 LAP	1:33.151	111	1 LAP	1:31.818	111	1 LAP	1:30.760	1	8.731	1:20.866	39	1 LAP	1:28.009
68	1 LAP	1:34.857	1	6.673	1:21.094	24	2 LAPS	1:44.221	117	24.049	1:23.052	117	26.254	1:23.088	21	1 LAP	1:26.314
117	16.521	1:22.316	30	1 LAP	1:32.933	26	1 LAP	1:30.449	26	1 LAP	1:31.492	111	1 LAP	1:32.019	18	1 LAP	1:27.760
66	25.036	1:22.113	117	18.685	1:23.189	19	1 LAP	1:31.546	19	1 LAP	1:30.915	66	33.632	1:22.843	1	7.103	1:20.840
2	28.085	1:24.236	68	1 LAP	1:33.165	117	21.190	1:23.064	66	31.672	1:22.689	26	1 LAP	1:29.798	7	1 LAP	1:28.033
12	29.077	1:23.704	66	26.399	1:22.388	66	29.176	1:23.336	2	38.566	1:24.333	19	1 LAP	1:29.521	117	25.551	1:21.765
42	35.388	1:23.901	2	31.068	1:24.008	30	1 LAP	1:34.461	24	2 LAPS	1:44.532	12	43.271	1:24.611	66	34.348	1:23.184
60	38.056	1:24.369	12	31.965	1:23.913	2	34.426	1:23.917	12	39.543	1:24.765	2	43.754	1:26.071	111	1 LAP	1:30.756
48	39.661	1:24.393	42	37.649	1:23.286	68	1 LAP	1:33.504	30	1 LAP	1:33.539	42	49.483	1:24.804	26	1 LAP	1:29.032
10	44.369	1:25.527	60	41.226	1:24.195	12	34.971	1:23.565	42	45.562	1:25.174	60	54.992	1:27.151	19	1 LAP	1:29.124
20	47.266	1:25.795	48	42.967	1:24.331	42	40.581	1:23.491	68	1 LAP	1:33.742	48	56.538	1:25.694	12	45.384	1:24.581
5	54.260	1:26.813	10	48.786	1:25.442	60	44.563	1:23.896	60	48.724	1:24.354	30	1 LAP	1:36.248	2	46.413	1:25.127
39	54.628	1:28.053	20	51.756	1:25.515	48	47.055	1:24.647	48	51.727	1:24.865	68	1 LAP	1:34.461	48	58.636	1:24.566
18	1:00.078	1:28.056	5	1:01.503	1:28.268	10	54.627	1:26.400	10	1:00.616	1:26.182	24	2 LAPS	1:45.785	30	1 LAP	1:32.835
7	1:00.504	1:28.668	39	1:02.289	1:28.686	20	57.428	1:26.231	20	1:03.057	1:25.822	10	1:06.668	1:26.935	10	1:11.175	1:26.975
21	1:01.102	1:28.369	18	1:05.753	1:26.700	5	1:08.770	1:27.826	5	1:15.778	1:27.201	20	1:08.201	1:26.027	68	1 LAP	1:34.589
24	1 LAP	1:46.304	7	1:07.053	1:27.574	39	1:09.625	1:27.895	39	1:16.734	1:27.302				20	1:13.855	1:28.122
111	1:20.696	1:30.196	21	1:07.091	1:27.014	18	1:12.280	1:27.086	18	1:18.572	1:26.485				60	1:14.631	1:42.107
						21	1:13.685	1:27.153	21	1:18.899	1:25.407						
						7	1:14.800	1:28.306									

Session Start: 15:25:03 - Finish: 16:25:40
Weather/Track Conditions: Cloud / Dry
Circuit: Donington Park National
Track Length: 3.185 Km - 1.9791 miles

Donington Historic Festival - 28 - 30 Apr 2017

Stirling Moss Trophy for Pre- 61 Sports Cars

Race 8 - Lap Chart

Lap 13			Lap 14			Lap 15			Lap 16			Lap 17			Lap 18		
NO	Behind	Laptime	NO	Behind	Laptime	NO	Behind	Laptime	NO	Behind	Laptime	NO	Behind	Laptime	NO	Behind	Laptime
41		1:20.245	41		1:20.938	41		1:20.652	8		1:21.298	8		1:21.185	8		1:21.031
8	1.586	1:20.855	8	1.811	1:21.163	10	1 LAP	1:26.439	41	0.943	1:24.820	19	2 LAPS	1:32.912	111	2 LAPS	1:32.613
24	3 LAPS	1:44.494	30	2 LAPS	1:35.328	8	2.579	1:21.420	10	1 LAP	1:24.812	10	1 LAP	1:25.460	26	2 LAPS	1:31.405
5	1 LAP	1:27.892	68	2 LAPS	1:33.901	60	1 LAP	1:25.946	60	1 LAP	1:24.585	60	1 LAP	1:24.082	19	2 LAPS	1:30.581
21	1 LAP	1:26.805	1	9.049	1:21.542	20	1 LAP	1:29.288	20	1 LAP	1:35.235	21	1 LAP	1:25.050	10	1 LAP	1:26.001
1	8.445	1:21.587	21	1 LAP	1:26.314	30	2 LAPS	1:33.290	21	1 LAP	1:26.783	18	1 LAP	1:26.988	60	1 LAP	1:25.821
39	1 LAP	1:28.458	5	1 LAP	1:28.260	21	1 LAP	1:26.220	18	1 LAP	1:27.311	117	32.634	1:24.048	24	4 LAPS	1:45.856
18	1 LAP	1:27.148	18	1 LAP	1:27.596	68	2 LAPS	1:33.673	5	1 LAP	1:28.219	5	1 LAP	1:28.931	20	2 LAPS	2:48.672
7	1 LAP	1:26.259	39	1 LAP	1:28.277	1	20.886	1:32.489	39	1 LAP	1:27.141	39	1 LAP	1:28.759	21	1 LAP	1:25.034
117	26.642	1:21.336	7	1 LAP	1:28.178	5	1 LAP	1:26.909	117	29.771	1:24.308	7	1 LAP	1:27.288	117	35.244	1:23.641
66	37.145	1:23.042	117	28.169	1:22.465	18	1 LAP	1:26.026	7	1 LAP	1:28.232	66	40.711	1:22.864	18	1 LAP	1:26.115
12	49.667	1:24.528	24	3 LAPS	1:46.305	39	1 LAP	1:26.501	30	2 LAPS	1:42.537	12	57.177	1:23.444	5	1 LAP	1:26.825
111	1 LAP	1:30.390	66	38.875	1:22.668	7	1 LAP	1:26.260	68	2 LAPS	1:42.612	41	1:20.736	2:40.978	39	1 LAP	1:27.098
2	51.189	1:25.021	12	52.412	1:23.683	117	29.340	1:21.823	66	39.032	1:22.126				66	42.883	1:23.203
26	1 LAP	1:30.873	2	54.684	1:24.433	66	40.783	1:22.560	12	54.918	1:24.212				7	1 LAP	1:28.203
19	1 LAP	1:30.802	111	1 LAP	1:31.108	24	3 LAPS	1:42.573	2	1:01.775	1:28.371				68	3 LAPS	2:52.397
48	1:03.198	1:24.807	26	1 LAP	1:30.684	12	54.583	1:22.823	24	3 LAPS	1:41.620				12	59.621	1:23.475
10	1:16.752	1:25.822	19	1 LAP	1:30.409	2	57.281	1:23.249	111	1 LAP	1:31.044				2	1 LAP	2:51.754
20	1:19.330	1:25.720	48	1:06.463	1:24.203	48	1:11.391	1:25.580	48	1:19.143	1:31.629				41	1:20.124	1:20.419
60	1:19.704	1:25.318				111	1 LAP	1:30.984	26	1 LAP	1:31.961						
						26	1 LAP	1:30.986									
						19	1 LAP	1:30.883									

Session Start: 15:25:03 - Finish: 16:25:40

Weather/Track Conditions: Cloud / Dry

Circuit: Donington Park National

Track Length: 3.185 Km - 1.9791 miles

Donington Historic Festival - 28 - 30 Apr 2017

Stirling Moss Trophy for Pre- 61 Sports Cars

Race 8 - Lap Chart

Lap 19			Lap 20			Lap 21			Lap 22			Lap 23			Lap 24		
NO	Behind	Laptime	NO	Behind	Laptime	NO	Behind	Laptime	NO	Behind	Laptime	NO	Behind	Laptime	NO	Behind	Laptime
8		1:20.556	8		1:24.917	117		1:24.022	117		1:23.214	117		1:22.961	117		1:21.758
48	2 LAPS	2:55.525	48	2 LAPS	1:24.865	111	2 LAPS	1:35.600	26	2 LAPS	1:33.982	30	4 LAPS	1:30.136	30	4 LAPS	1:29.237
30	4 LAPS	3:38.688	30	4 LAPS	1:30.089	19	3 LAPS	3:03.511	39	2 LAPS	2:42.935	111	3 LAPS	2:54.658	26	3 LAPS	2:54.478
10	1 LAP	1:28.199	10	1 LAP	1:24.519	66	8.888	1:24.053	66	14.702	1:29.028	39	2 LAPS	1:27.490	66	1 LAP	2:49.886
111	2 LAPS	1:32.606	60	1 LAP	1:23.419	18	1 LAP	1:28.081	19	3 LAPS	1:32.316	19	3 LAPS	1:31.896	39	2 LAPS	1:27.105
60	1 LAP	1:29.383	20	2 LAPS	1:24.267	5	1 LAP	1:28.023	5	1 LAP	1:27.632	5	1 LAP	1:27.046	1	7 LAPS	1:25.152
26	2 LAPS	1:33.307	111	2 LAPS	1:31.007	21	2 LAPS	3:10.451	18	1 LAP	1:33.916	12	26.663	1:23.924	111	3 LAPS	1:40.934
20	2 LAPS	1:23.006	26	2 LAPS	1:30.641	12	25.485	1:23.835	12	25.700	1:23.429	1	7 LAPS	11:43.417	41	33.323	1:22.894
19	2 LAPS	1:37.833	117	35.714	1:23.219	2	1 LAP	1:22.773	2	1 LAP	1:22.818	41	32.187	1:20.729	5	1 LAP	1:30.370
24	4 LAPS	1:40.593	18	1 LAP	1:26.473	41	35.709	1:20.567	41	34.419	1:21.924	8	34.102	1:20.645	8	33.468	1:21.124
117	37.412	1:22.724	66	44.571	1:23.311	8	38.457	2:38.193	7	2 LAPS	2:58.070	2	1 LAP	1:24.426	2	1 LAP	1:22.623
21	1 LAP	1:29.503	5	1 LAP	1:27.441	24	4 LAPS	1:46.699	8	36.418	1:21.175	7	2 LAPS	1:28.653	19	3 LAPS	1:34.607
18	1 LAP	1:26.004	24	4 LAPS	1:43.771	68	3 LAPS	1:33.328	21	2 LAPS	1:43.023	24	5 LAPS	3:00.263	18	2 LAPS	3:00.302
5	1 LAP	1:26.744	39	1 LAP	1:32.386	48	1 LAP	1:23.204	68	3 LAPS	1:32.458	48	1 LAP	1:23.376	12	39.864	1:34.959
66	46.177	1:23.850	7	1 LAP	1:33.007	10	1:10.905	1:25.043	48	1 LAP	1:23.141	21	2 LAPS	1:41.589	7	2 LAPS	1:27.579
39	1 LAP	1:27.595	12	1:01.386	1:23.660	60	1:11.285	1:24.864	60	1:13.215	1:25.144	68	3 LAPS	1:33.806	48	1 LAP	1:24.114
7	1 LAP	1:27.857	68	3 LAPS	1:34.200	20	1 LAP	1:22.671	20	1 LAP	1:23.343	20	1 LAP	1:23.216	24	5 LAPS	1:34.645
68	3 LAPS	1:32.728	2	1 LAP	1:22.221	30	3 LAPS	1:30.051	10	1:17.590	1:29.899	60	1:15.656	1:25.402	20	1 LAP	1:23.699
12	1:02.643	1:23.578	41	1:14.878	1:20.254										68	3 LAPS	1:33.979
2	1 LAP	1:22.569	48	1 LAP	1:24.586										60	1:18.589	1:24.691
41	1:19.541	1:19.973	10	1:45.598	1:26.572										10	1 LAP	2:48.576
			60	1:46.157	1:26.373												
			20	1 LAP	1:23.682												
			30	3 LAPS	1:33.574												
			26	1 LAP	1:30.437												

Session Start: 15:25:03 - Finish: 16:25:40

Weather/Track Conditions: Cloud / Dry

Circuit: Donington Park National

Track Length: 3.185 Km - 1.9791 miles

Donington Historic Festival - 28 - 30 Apr 2017

Stirling Moss Trophy for Pre- 61 Sports Cars

Race 8 - Lap Chart

Lap 25			Lap 26			Lap 27			Lap 28			Lap 29			Lap 30		
NO	Behind	Laptime	NO	Behind	Laptime	NO	Behind	Laptime	NO	Behind	Laptime	NO	Behind	Laptime	NO	Behind	Laptime
117		1:21.834	117		1:23.632	117		1:28.592	41		1:21.210	41		1:20.445	41		1:19.970
21	3 LAPS	1:40.827	10	2 LAPS	1:25.829	24	6 LAPS	1:38.374	8	0.063	1:20.908	8	0.432	1:20.814	8	0.552	1:20.090
30	4 LAPS	1:28.794	68	4 LAPS	1:34.426	68	4 LAPS	1:32.935	24	6 LAPS	1:36.789	66	1 LAP	1:23.369	66	1 LAP	1:21.614
66	1 LAP	1:24.162	60	1 LAP	1:32.041	66	1 LAP	1:23.461	1	7 LAPS	1:22.680	1	7 LAPS	1:22.493	1	7 LAPS	1:21.624
26	3 LAPS	1:31.381	21	3 LAPS	1:39.429	41	22.332	1:20.897	2	1 LAP	1:23.541	68	4 LAPS	1:33.490	2	1 LAP	1:23.832
39	2 LAPS	1:26.860	66	1 LAP	1:24.299	8	22.697	1:20.765	30	4 LAPS	1:28.953	2	1 LAP	1:24.764	68	4 LAPS	1:34.429
1	7 LAPS	1:21.638	30	4 LAPS	1:29.182	1	7 LAPS	1:23.385	39	2 LAPS	1:26.717	24	6 LAPS	1:35.460	39	2 LAPS	1:27.236
41	32.248	1:20.759	1	7 LAPS	1:22.095	30	4 LAPS	1:29.547	26	3 LAPS	1:29.604	30	4 LAPS	1:28.363	30	4 LAPS	1:29.720
8	33.036	1:21.402	41	30.027	1:21.411	21	3 LAPS	1:40.822	12	1 LAP	1:23.530	39	2 LAPS	1:26.925	24	6 LAPS	1:35.077
2	1 LAP	1:23.255	8	30.524	1:21.120	2	1 LAP	1:22.614	21	3 LAPS	1:40.678	12	1 LAP	1:23.350	12	1 LAP	1:22.402
111	3 LAPS	1:29.173	39	2 LAPS	1:28.158	39	2 LAPS	1:26.636	5	2 LAPS	1:28.398	26	3 LAPS	1:30.779	7	2 LAPS	1:24.922
5	1 LAP	1:33.902	2	1 LAP	1:23.168	26	3 LAPS	1:30.238	7	2 LAPS	1:25.701	7	2 LAPS	1:26.619	26	3 LAPS	1:30.407
18	2 LAPS	1:30.425	26	3 LAPS	1:31.406	12	1 LAP	1:24.315	111	3 LAPS	1:30.181	5	2 LAPS	1:28.439	48	1 LAP	1:23.697
19	3 LAPS	1:32.067	111	3 LAPS	1:29.750	5	2 LAPS	2:53.446	48	1 LAP	1:23.051	48	1 LAP	1:25.680	5	2 LAPS	1:28.969
7	2 LAPS	1:26.191	12	1 LAP	2:55.502	111	3 LAPS	1:31.785	18	2 LAPS	1:28.626	111	3 LAPS	1:30.063	111	3 LAPS	1:29.562
48	1 LAP	1:23.000	7	2 LAPS	1:26.836	7	2 LAPS	1:25.410	19	3 LAPS	1:31.728	21	3 LAPS	1:40.518	18	2 LAPS	1:28.700
20	1 LAP	1:23.636	18	2 LAPS	1:31.610	18	2 LAPS	1:28.226	20	1 LAP	1:23.446	18	2 LAPS	1:29.024	20	1 LAP	1:23.373
24	5 LAPS	1:35.823	19	3 LAPS	1:32.316	48	1 LAP	1:22.824	10	1 LAP	1:25.183	20	1 LAP	1:23.582	60	2 LAPS	1:26.023
			48	1 LAP	1:22.707	19	3 LAPS	1:31.693	117	1:10.510	2:54.052	60	2 LAPS	2:36.018	21	3 LAPS	1:39.315
			20	1 LAP	1:23.546	20	1 LAP	1:23.248				19	3 LAPS	1:32.539	19	3 LAPS	1:30.762
			10	1 LAP	1:25.249	10	1 LAP	1:25.109				10	1 LAP	1:25.430	10	1 LAP	1:25.380
						60	1 LAP	2:50.159				117	1:15.418	1:25.353	117	1:19.364	1:23.916
						68	3 LAPS	1:34.049									
						66	1:43.173	1:25.440									

Session Start: 15:25:03 - Finish: 16:25:40

Weather/Track Conditions: Cloud / Dry

Circuit: Donington Park National

Track Length: 3.185 Km - 1.9791 miles

Donington Historic Festival - 28 - 30 Apr 2017

Stirling Moss Trophy for Pre- 61 Sports Cars

Race 8 - Lap Chart

Lap 31			Lap 32			Lap 33			Lap 34			Lap 35			Lap 36		
NO	Behind	Laptime	NO	Behind	Laptime	NO	Behind	Laptime	NO	Behind	Laptime	NO	Behind	Laptime	NO	Behind	Laptime
41		1:19.896	41		1:21.233	41		1:20.228	41		1:21.476	41		1:21.850	41		1:20.381
8	0.735	1:20.079	10	2 LAPS	1:25.543	8	0.856	1:20.399	8	0.284	1:20.904	8	0.912	1:22.478	8	1.457	1:20.926
66	1 LAP	1:22.125	8	0.685	1:21.183	10	2 LAPS	1:26.185	111	4 LAPS	1:32.968	26	4 LAPS	1:30.935	5	3 LAPS	1:28.778
1	7 LAPS	1:21.573	19	4 LAPS	1:32.650	66	1 LAP	1:22.335	20	2 LAPS	1:42.330	18	3 LAPS	1:29.514	68	5 LAPS	1:33.220
2	1 LAP	1:23.409	21	4 LAPS	1:39.494	117	1 LAP	1:27.735	66	1 LAP	1:22.781	24	7 LAPS	1:40.838	18	3 LAPS	1:30.974
12	1 LAP	1:23.621	117	1 LAP	1:25.971	19	4 LAPS	1:31.093	10	2 LAPS	1:27.194	66	1 LAP	1:24.572	26	4 LAPS	1:31.953
39	2 LAPS	1:27.718	66	1 LAP	1:21.556	21	4 LAPS	1:39.443	117	1 LAP	1:24.285	111	4 LAPS	1:33.118	66	1 LAP	1:26.054
30	4 LAPS	1:30.523	1	7 LAPS	1:36.509	2	1 LAP	1:23.272	19	4 LAPS	1:30.798	10	2 LAPS	1:26.544	10	2 LAPS	1:25.299
68	4 LAPS	1:36.226	2	1 LAP	1:23.489	12	1 LAP	1:21.704	2	1 LAP	1:24.008	19	4 LAPS	1:31.550	24	7 LAPS	1:33.876
24	6 LAPS	1:33.752	12	1 LAP	1:22.524	39	2 LAPS	1:27.077	12	1 LAP	1:21.960	2	1 LAP	1:24.093	111	4 LAPS	1:31.463
7	2 LAPS	1:24.982	39	2 LAPS	1:26.366	48	1 LAP	1:23.332	21	4 LAPS	1:39.744	117	1 LAP	1:42.373	2	1 LAP	1:23.454
48	1 LAP	1:23.580	30	4 LAPS	1:28.115	30	4 LAPS	1:28.798	39	2 LAPS	1:27.975	12	1 LAP	1:22.130	12	1 LAP	1:22.902
5	2 LAPS	1:27.003	48	1 LAP	1:24.230	7	2 LAPS	1:24.867	48	1 LAP	1:23.234	21	4 LAPS	1:39.222	117	1 LAP	1:27.369
26	3 LAPS	1:30.949	7	2 LAPS	1:27.027	68	4 LAPS	1:32.538	7	2 LAPS	1:26.224	48	1 LAP	1:24.333	19	4 LAPS	1:32.378
111	3 LAPS	1:29.928	68	4 LAPS	1:32.448	5	2 LAPS	1:27.862	30	4 LAPS	1:31.269	39	2 LAPS	1:27.075	48	1 LAP	1:23.454
20	1 LAP	1:24.955	24	6 LAPS	1:33.850	24	6 LAPS	1:34.833	5	2 LAPS	1:28.724	7	2 LAPS	1:24.196	39	2 LAPS	1:26.253
18	2 LAPS	1:28.476	5	2 LAPS	1:28.550	26	3 LAPS	1:33.547	68	4 LAPS	1:34.296	30	4 LAPS	1:29.418	7	2 LAPS	1:26.316
60	2 LAPS	1:24.873	26	3 LAPS	1:30.672	18	2 LAPS	1:28.934							21	4 LAPS	1:40.051
			20	1 LAP	1:23.546												
			18	2 LAPS	1:28.150												
			111	3 LAPS	1:31.647												
			60	2 LAPS	1:25.289												

Session Start: 15:25:03 - Finish: 16:25:40

Weather/Track Conditions: Cloud / Dry

Circuit: Donington Park National

Track Length: 3.185 Km - 1.9791 miles

Donington Historic Festival - 28 - 30 Apr 2017

Stirling Moss Trophy for Pre- 61 Sports Cars

Race 8 - Lap Chart

Lap 37			Lap 38			Lap 39			Lap 40			Lap 41			Lap 42		
NO	Behind	Laptime	NO	Behind	Laptime	NO	Behind	Laptime	NO	Behind	Laptime	NO	Behind	Laptime	NO	Behind	Laptime
41		1:20.322	41		1:20.511	41		1:19.968	41		1:20.397	41		1:20.818	41		1:20.069
30	5 LAPS	1:29.340	8	1.249	1:20.153	8	1.127	1:19.846	8	1.222	1:20.492	24	8 LAPS	1:35.124	8	1.020	1:19.962
8	1.607	1:20.472	30	5 LAPS	1:28.800	30	5 LAPS	1:28.336	7	3 LAPS	1:25.736	8	1.127	1:20.723	7	3 LAPS	1:24.322
5	3 LAPS	1:29.292	21	5 LAPS	1:39.317	5	3 LAPS	1:28.607	39	3 LAPS	1:28.061	19	5 LAPS	1:32.292	24	8 LAPS	1:33.639
68	5 LAPS	1:32.597	5	3 LAPS	1:28.281	66	1 LAP	1:23.802	30	5 LAPS	1:29.979	7	3 LAPS	1:23.547	19	5 LAPS	1:30.443
66	1 LAP	1:25.335	66	1 LAP	1:23.187	21	5 LAPS	1:39.375	66	1 LAP	1:23.564	39	3 LAPS	1:25.914	39	3 LAPS	1:26.035
18	3 LAPS	1:29.340	10	2 LAPS	1:25.052	10	2 LAPS	1:24.855	5	3 LAPS	1:28.209	66	1 LAP	1:23.968	66	1 LAP	1:23.865
10	2 LAPS	1:25.726	18	3 LAPS	1:29.055	18	3 LAPS	1:29.127	10	2 LAPS	1:27.159	30	5 LAPS	1:30.473	30	5 LAPS	1:29.906
26	4 LAPS	1:30.233	68	5 LAPS	1:35.057	2	1 LAP	1:25.909	2	1 LAP	1:24.078	5	3 LAPS	1:28.600	10	2 LAPS	1:25.188
24	7 LAPS	1:34.826	26	4 LAPS	1:30.197	12	1 LAP	1:22.763	12	1 LAP	1:23.751	10	2 LAPS	1:25.892	5	3 LAPS	1:27.835
111	4 LAPS	1:30.839	2	1 LAP	1:23.861	26	4 LAPS	1:32.920	18	3 LAPS	1:29.717	12	1 LAP	1:22.844	12	1 LAP	1:22.846
2	1 LAP	1:23.595	12	1 LAP	1:23.806	68	5 LAPS	1:34.537	21	5 LAPS	1:40.299	2	1 LAP	1:24.575	2	1 LAP	1:23.030
12	1 LAP	1:22.240	111	4 LAPS	1:31.305	111	4 LAPS	1:30.912	26	4 LAPS	1:29.419	18	3 LAPS	1:27.946	18	3 LAPS	1:28.005
117	1 LAP	1:32.093	24	7 LAPS	1:35.755	24	7 LAPS	1:34.224	68	5 LAPS	1:33.700	26	4 LAPS	1:29.812	26	4 LAPS	1:29.390
19	4 LAPS	1:30.663	19	4 LAPS	1:31.323	48	1 LAP	1:23.333	111	4 LAPS	1:31.072	21	5 LAPS	1:38.944	48	1 LAP	1:23.165
48	1 LAP	1:22.179	48	1 LAP	1:22.169	19	4 LAPS	1:31.044	48	1 LAP	1:24.029	48	1 LAP	1:23.346			
39	2 LAPS	1:26.914	117	1 LAP	1:39.205							68	5 LAPS	1:33.207			
7	2 LAPS	1:24.391	39	2 LAPS	1:26.834							111	4 LAPS	1:29.830			
			7	2 LAPS	1:23.594												

Session Start: 15:25:03 - Finish: 16:25:40

Weather/Track Conditions: Cloud / Dry

Circuit: Donington Park National

Track Length: 3.185 Km - 1.9791 miles

Donington Historic Festival - 28 - 30 Apr 2017

Stirling Moss Trophy for Pre- 61 Sports Cars

Race 8 - Lap Chart

Lap 43			Lap 44		
NO	Behind	Laptime	NO	Behind	Laptime
41		1:20.669	41		1:20.567
8	1.190	1:20.839	48	2 LAPS	1:23.673
111	5 LAPS	1:32.332	26	5 LAPS	1:31.572
68	6 LAPS	1:35.004	7	3 LAPS	1:27.507
21	6 LAPS	1:40.341	111	5 LAPS	1:31.213
7	3 LAPS	1:23.596	68	6 LAPS	1:33.983
39	3 LAPS	1:27.369	39	3 LAPS	1:27.470
19	5 LAPS	1:30.999	21	6 LAPS	1:39.769
24	8 LAPS	1:36.081	19	5 LAPS	1:30.699
66	1 LAP	1:23.818	24	8 LAPS	1:35.391
30	5 LAPS	1:29.882	66	1 LAP	1:24.498
10	2 LAPS	1:26.746	12	1 LAP	1:24.087
12	1 LAP	1:23.064	10	2 LAPS	1:26.581
5	3 LAPS	1:27.579	2	1 LAP	1:25.296
2	1 LAP	1:23.206	5	3 LAPS	1:29.001
18	3 LAPS	1:29.452	30	5 LAPS	1:34.142
			18	3 LAPS	1:27.693

Session Start: 15:25:03 - Finish: 16:25:40
Weather/Track Conditions: Cloud / Dry
Circuit: Donington Park National
Track Length: 3.185 Km - 1.9791 miles

Donington Historic Festival - 28 - 30 Apr 2017

HRDC 'Touring Greats' for pre-60 Touring Cars with invited 'TC63'

Race 9 - Classification

Sheet No:

POS	NO	DRIVER/S	CLASS	CLASS POS	CAR MAKE / MODEL	TIME	LAPS	GAP	DIFF	MPH	BEST	ON
1	77	Jordan-Jordan	S	1	Austin GT40	46:09.771	29	-- 29 laps		74.60	1:27.556	10
2	48	Butterfield-Dorlin	A	1	Jaguar Mk1	47:01.860	29	52.089	52.089	73.22	1:30.105	11
3	4	Neil Brown	S	2	Austin A35 'Speedwell'	47:09.691	29	59.920	7.831	73.01	1:28.717	2
4	110	Webb-Young	T63	1	Jaguar Mk2	47:10.266	29	1:00.495	0.575	73.00	1:29.214	27
5	17	Dave Devine	B	1	Riley 1.5	47:20.859	29	1:11.088	10.593	72.73	1:30.973	21
6	69	Gavin Watson	C	1	Alfa Romeo Giulietta Ti	47:42.403	29	1:32.632	21.544	72.18	1:32.068	28
7	68	Marc Gordon	A	2	Jaguar XK150 FHC	46:12.460	28	-- 28 laps	3.009	71.95	1:31.274	23
8	59	Antony Ross	T63	2	Alfa Romeo Giulia Ti	46:27.482	28	15.022	15.022	71.56	1:31.659	18
9	29	Mike Haigh	A	3	Ford Falcon	46:37.590	28	25.130	10.108	71.30	1:32.721	19
10	296	Tom Shephard	C	2	Alfa Romeo Giulietta Ti	46:44.393	28	31.933	6.803	71.13	1:31.632	10
11	55	Alistair Dyson	B	2	Ford Zephyr Mk2	46:58.990	28	46.530	14.597	70.76	1:33.997	23
12	5	John Yea	S	3	Austin A40 'Speedwell'	47:10.418	28	57.958	11.428	70.48	1:32.571	26
13	91	Simon Blanckley	S	4	Austin A40	47:10.985	28	58.525	0.567	70.46	1:32.498	25
14	65	Turrall-Winter	T63	3	Alfa Romeo Giulia Sprint	46:00.955	27	-- 27 laps	24.175	69.67	1:32.018	4
15	18	Coates-Spurrell	S	5	Austin A40 'Speedwell'	46:41.916	27	40.961	40.961	68.65	1:34.970	12
16	49	Paul Alcock	S	6	Morris Minor 'Lowlight'	46:53.175	27	52.220	11.259	68.38	1:37.212	16
17	151	Anthony Lucas	ACD	1	Austin A35 'Academy'	47:12.473	27	1:11.518	19.298	67.91	1:39.041	25
18	181	Charles Mullineux	ACD	2	Austin A35 'Academy'	47:12.685	27	1:11.730	0.212	67.90	1:37.885	25
19	96	Fores-Reed	S	7	Austin A35 'Speedwell'	47:14.752	27	1:13.797	2.067	67.85	1:32.132	4
20	15	Wood-Gold	B	3	Riley 1.5 Bonhams	47:24.787	27	1:23.832	10.035	67.62	1:33.035	17
21	60	Cawthorn-Cawthorn	C	3	Wolseley 1500	47:27.621	27	1:26.666	2.834	67.55	1:38.933	16
22	50	Peter Blanchett	B	4	Austin A50	47:47.692	27	1:46.737	20.071	67.08	1:39.250	19
23	10	Simon Seath	A	4	Jaguar Mk1	46:16.005	26	-- 26 laps	8.610	66.73	1:38.750	25
24	126	David H Jones	ACD	3	Austin A35 'Academy'	46:20.203	26	4.198	4.198	66.62	1:40.477	17
25	44	Mark Cross	D	1	Morris Minor 'Bluebell'	46:21.702	26	5.697	1.499	66.59	1:40.834	26
26	112	Cleland-Shirtcliffe	ACD	4	Austin A30 'Academy'	46:38.850	26	22.845	17.148	66.18	1:40.281	17
27	101	Letts-James	ACD	5	Austin A35 'Academy'	46:41.700	25	-- 25 laps	1:46.290	63.57	1:41.240	25
28	51	Auston-Sharp	B	5	Standard Vanguard	47:08.810	25	27.110	27.110	62.96	1:38.660	19
29	53	Julian Crossley	C	4	Jowett Javelin	47:46.051	24	-- 24 laps	2:18.095	59.66	1:39.616	17
30	16	Geoff Mackrill	T63	4	Triumph Vitesse 6	33:37.166	18	-- 18 laps		63.57	1:42.867	17
31	83	Dr Thomas Clynes	D	2	SAAB 96	33:56.164	15	-- 15 laps	5:31.681	52.48	1:58.981	13
32	135	Bruce Chapman	ACD	6	Austin A35 'Academy'	27:35.160	13	-- 13 laps		55.95	1:40.603	9
33	88	Barber-Thomas	D	3	Fiat Abarth 850TC	24:29.989	12	-- 12 laps		58.16	1:48.580	9
34	75	Davis-Grindall	D	4	Triumph Herald Coupe	30:00.542	12	5:30.553	5:30.553	47.48	1:36.675	4
35	31	Les Ely	A	5	Jaguar Mk1	6:40.765	4	-- 4 laps --		71.11	1:32.104	3
36	19	Matthew Holme	B	6	Alfa Romeo 1900 CSS	5:31.766	3	-- 3 laps --	45.725	64.42	1:44.112	2
37	94	Barry Louvel	D	5	Triumph Herald Coupe	1:58.375	1	-- 1 laps --	5.485	60.19	1:58.375	1
38	21	Simon Drabble	C	5	Sunbeam Rapier	1:59.986	1	1.611	1.611	59.38	1:59.986	1
39	8	Steve Dunne	S	8	Austin A35 'Speedwell'							
40	114	Jonathan Lewis	ACD	7	Austin A35 'Academy'							

----- FASTEST LAP SUMMARY -----

NO	DRIVER/S	CLASS	CAR MAKE / MODEL	FASTEST LAP	ON	MPH
77	Jordan-Jordan	S	Austin GT40	1:27.556	10	81.37
110	Webb-Young	T63	Jaguar Mk2	1:29.214	27	79.86
48	Butterfield-Dorlin	A	Jaguar Mk1	1:30.105	11	79.07
17	Dave Devine	B	Riley 1.5	1:30.973	21	78.32
296	Tom Shephard	C	Alfa Romeo Giulietta Ti	1:31.632	10	77.75
75	Davis-Grindall	D	Triumph Herald Coupe	1:36.675	4	73.70
181	Charles Mullineux	ACD	Austin A35 'Academy'	1:37.885	25	72.79

Cars 83 & 112 require a working transponder - Regulation Q.12.2.1 refers.

Car 4 - transponder stopped working.

Session Start: 16:52:05 - Finish: 17:38:14

Weather/Track Conditions: Cloud / Dry

Circuit: Donington Park National

Track Length: 3.185 Km - 1.9791 miles

These results are provisional until the conclusion of any judicial and technical matters.

Clerk of the Course: <div style="text-align: right;">Julian Floyd</div>	Timekeeper: <div style="text-align: right;">Nick Palmer</div>	Issued at:
--	--	------------



Printed : 29-04-2017 - 17:40

Full results available at www.mstworld.com. Email: timing@mstworld.com

Donington Historic Festival - 28 - 30 Apr 2017

HRDC 'Touring Greats' for pre-60 Touring Cars with invited 'TC63'

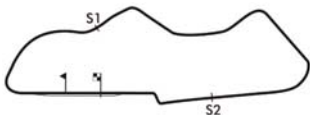
Race 9 - Sector Analysis

4 Neil Brown (S)										Austin A35 'Speedwell'									
lap	Sect-1	Speed	Sect-2	Speed	Sect-3	Speed	TopSpeed	laptime	pit	lap	Sect-1	Speed	Sect-2	Speed	Sect-3	Speed	Topspeed	laptime	pit
1				102.5	15.969	91.4		1:35.002		16								1:32.052	
2	25.626	96.0	47.245	102.3	15.846	92.4		1:28.717		17								1:30.785	
3	25.723	90.9	48.068	101.9	15.882			1:29.673		18								1:32.886	
4	25.799	96.3	47.988	101.3	16.255	90.7		1:30.042		19								1:31.605	
5	26.255	91.2	50.316	96.5	16.824			1:33.395		20								1:31.523	
6	26.870	94.7	49.280	98.6	18.270			1:34.420		21								1:30.603	
7	31.161	71.7	1:36.951	38.0	31.646			2:39.758		22								1:32.428	
8	50.290	56.5	1:07.744	53.8	19.082	84.2		2:17.116		23								1:30.911	
9	26.700	95.8	48.683	98.3	16.691	84.2		1:32.074		24								1:32.228	
10	26.569	99.7	48.786	98.4	17.030			1:32.385		25								1:30.536	
11	26.430	100.3	49.142	98.7	In			1:35.725	P	26								1:31.914	
12			In		In			2:22.088	P	27								1:30.738	
13								1:31.478		28								1:30.346	
14								1:32.914		29								1:33.356	
15								1:32.993		30									

5 John Yea (S)										Austin A40 'Speedwell'									
lap	Sect-1	Speed	Sect-2	Speed	Sect-3	Speed	TopSpeed	laptime	pit	lap	Sect-1	Speed	Sect-2	Speed	Sect-3	Speed	Topspeed	laptime	pit
1				99.6	17.755			1:46.713		15	27.107	92.9	49.602	98.3	16.668			1:33.377	
2	27.648	93.4	50.329	99.8	17.147	86.7		1:35.124		16	26.805	97.6	49.497	98.7	16.947			1:33.249	
3	27.053	96.7	49.916	99.3	17.574			1:34.543		17	26.735	95.6	51.813	98.6	16.864			1:35.412	
4	27.044	94.4	49.651	99.8	18.192	85.6		1:34.887		18	26.723	98.0	49.327	98.9	16.955			1:33.005	
5	26.880	95.1	49.288	99.6	17.358			1:33.526		19	26.955	97.1	50.653	99.3	16.722	86.4		1:34.330	
6	32.995	83.9	52.326	95.6	17.434			1:42.755		20	26.896	96.6	50.489	98.9	16.933	86.8		1:34.318	
7	28.816	88.2	1:18.936	40.5	31.369			2:19.121		21	27.121	96.0	49.887	98.3	16.720	86.3		1:33.728	
8	48.423	41.6	1:04.471	49.2	20.595			2:13.489		22	26.988	89.8	52.852	98.0	16.936			1:36.776	
9	27.310	85.6	49.778	100.9	17.534	87.4		1:34.622		23	26.834	97.1	49.395	99.5	16.657			1:32.886	
10	27.604	91.0	50.357	98.4	18.008			1:35.969		24	26.786	95.2	50.211	98.9	16.734	87.7		1:33.731	
11	27.332	97.1	49.901	100.3	17.305			1:34.538		25	26.686	98.6	49.778	99.5	16.719	86.3		1:33.183	
12	45.575	87.5	49.847	98.6	17.130	86.3		1:52.552		26	26.578	98.6	48.992	100.2	17.001	87.7		1:32.571	
13	26.904	97.3	50.217	97.9	In			1:38.947	P	27	27.561	94.4	50.420	99.3	16.727			1:34.708	
14	Out	86.0	50.080	99.0	16.957			2:26.648	P	28	26.752	99.0	1:01.161	98.4	17.797			1:45.710	

8 Steve Dunne (S)										Austin A35 'Speedwell'									
lap	Sect-1	Speed	Sect-2	Speed	Sect-3	Speed	TopSpeed	laptime	pit	lap	Sect-1	Speed	Sect-2	Speed	Sect-3	Speed	Topspeed	laptime	pit

10 Simon Seath (A)										Jaguar Mk1									
lap	Sect-1	Speed	Sect-2	Speed	Sect-3	Speed	TopSpeed	laptime	pit	lap	Sect-1	Speed	Sect-2	Speed	Sect-3	Speed	Topspeed	laptime	pit
1		69.2	58.449	93.9	19.268			2:01.554		14		81.2	55.611	94.6	18.532			2:54.067	P
2	30.257	75.8	57.475	94.4	18.728			1:46.460		15	29.138	85.8	56.693	95.9	17.956	83.1		1:43.787	
3	29.303	83.9	55.370	96.3	18.062	83.4		1:42.735		16	28.693	84.5	53.915	95.0	17.859			1:40.467	
4	29.291	77.5	56.181	93.5	18.094			1:43.566		17	28.830	84.4	54.677	96.1	17.823			1:41.330	
5	28.868	83.4	55.956	77.2	20.404			1:45.228		18	29.042	84.0	54.604	95.4	17.702	83.7		1:41.348	
6	34.568	69.1	1:00.590	89.3	19.920	79.1		1:55.078		19	28.726	84.5	53.746	96.6	18.372			1:40.844	
7	31.177	73.4	59.133	90.4	19.208			1:49.518		20	29.431	81.1	54.198	95.9	17.823			1:41.452	
8	30.481	74.8	1:03.454	73.6	21.176			1:55.111		21	28.682	86.8	52.788	96.5	17.738			1:39.208	
9	29.998	78.0	56.210	95.5	17.940			1:44.148		22	28.359	85.2	53.628	97.2	17.394			1:39.381	
10	28.740	85.1	54.209	96.1	17.819	82.0		1:40.768		23	28.863	87.9	53.033	88.7	18.276			1:40.172	
11	28.857	83.0	54.217	87.1	20.059			1:43.133		24	28.421	87.1	52.762	97.6	18.190			1:39.373	
12	28.915	77.9	54.437	95.5	18.101	82.7		1:41.453		25	28.474	81.9	52.649	96.1	17.627	82.4		1:38.750	
13	29.500	82.2	54.201	95.9	In			1:46.925	P	26	28.690	87.3	54.101	97.2	17.358			1:40.149	



Session Start: 16:52:05 - Finish: 17:38:14

Weather/Track Conditions: Cloud / Dry

Circuit: Donington Park National

Track Length: 3.185 Km - 1.9791 miles

Donington Historic Festival - 28 - 30 Apr 2017

HRDC 'Touring Greats' for pre-60 Touring Cars with invited 'TC63'

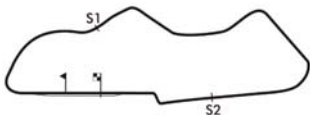
Race 9 - Sector Analysis

15 Wood-Gold (B)										Riley 1.5 Bonhams										
lap	Sect-1	Speed	Sect-2	Speed	Sect-3	Speed	TopSpeed	laptime	pit	lap	Sect-1	Speed	Sect-2	Speed	Sect-3	Speed	Topspeed	laptime	pit	
1				94.4	17.503			1:47.269		15	26.891	94.7	50.003	98.9	16.808	85.4		1:33.702		
2	27.395	92.1	50.844	97.2	17.219	85.0	1:35.458			16	27.751	81.7	51.401	97.7	16.484			1:35.636		
3	26.865	94.4	50.293	98.2	17.264	85.7	1:34.422			17	26.788	96.9	49.288	97.6	16.959			1:33.035		
4	27.857	88.7	49.640	99.2	17.539	85.8	1:35.036			18	27.085	95.8	49.413	97.6	In			1:37.581	P	
5	27.270	87.1	50.767	96.6	18.511		1:36.548			19		71.1	57.254	92.5	22.037	77.6		2:36.381	P	
6	31.299	83.0	54.000	94.7	18.270	83.0	1:43.569			20	31.789	75.2	1:00.902	86.9	19.917	80.3		1:52.608		
7	28.311	90.2	1:16.790	39.7	31.212		2:16.313			21	31.879	75.6	58.696	93.3	19.027	81.4		1:49.602		
8	48.411	46.0	1:04.224	52.2	20.645		2:13.280			22	32.304	55.8	57.709	93.1	19.136			1:49.149		
9	27.556	85.4	50.229	99.2	16.747		1:34.532			23	31.364	72.3	58.722	91.4	19.462	75.1		1:49.548		
10	27.167	86.6	51.541	98.4	16.849		1:35.557			24	30.203	76.2	59.797		19.471	81.6		1:49.471		
11	26.762	95.0	51.062	98.2	16.733		1:34.557			25	29.862	78.3	57.221	93.0	18.739	80.9		1:45.822		
12	27.104	95.5	49.288	98.7	17.112	86.1	1:33.504			26	30.051	80.2	58.386	83.0	23.987			1:52.424		
13	27.183	91.6	50.967	98.0	16.854	85.9	1:35.004			27	32.176	73.3	58.772	92.2	18.908	81.6		1:49.856		
14	26.878	93.4	51.292	96.9	16.753		1:34.923			28										

16 Geoff Mackrill (T63)										Triumph Vitesse 6									
lap	Sect-1	Speed	Sect-2	Speed	Sect-3	Speed	TopSpeed	laptime	pit	lap	Sect-1	Speed	Sect-2	Speed	Sect-3	Speed	Topspeed	laptime	pit
1		74.1	58.966	88.7	18.835	77.8		2:02.905		10	29.460	85.4	56.762	85.1	18.364			1:44.586	
2	30.262	81.9	57.864	87.4	18.789	80.0	1:46.915			11	29.883	86.2	55.931	87.1	17.979	80.7		1:43.793	
3	29.977	76.8	55.991	90.5	18.755		1:44.723			12	29.917	81.3	55.865	87.0	18.348			1:44.130	
4	29.698	81.7	56.309	88.4	17.951	80.6	1:43.958			13	29.491	82.2	57.440	87.4	In			1:49.549	P
5	29.711	83.9	56.777	76.3	20.495	73.6	1:46.983			14	Out	79.7	56.210	87.7	18.405			3:07.242	P
6	33.440	65.5	1:04.682	83.4	20.634		1:58.756			15	29.631	84.4	55.613	87.1	18.188			1:43.432	
7	31.736	75.4	59.396	83.2	20.517		1:51.649			16	30.357	83.6	57.102	87.3	18.515			1:45.974	
8	31.762	73.8	59.148	86.8	19.179		1:50.089			17	29.473	85.3	55.176	90.1	18.218			1:42.867	
9	29.561	86.5	57.895	85.7	18.317	80.0	1:45.773			18	29.822	83.0	55.637	86.2	18.383			1:43.842	

17 Dave Devine (B)										Riley 1.5										
lap	Sect-1	Speed	Sect-2	Speed	Sect-3	Speed	TopSpeed	laptime	pit	lap	Sect-1	Speed	Sect-2	Speed	Sect-3	Speed	Topspeed	laptime	pit	
1				98.9	16.482	89.2		1:38.303		16	27.339	93.8	49.234	99.8	In			1:35.840	P	
2	26.434	98.4	49.050	99.5	16.296	90.1	1:31.780			17	Out	93.4	48.865	100.5	16.468	88.4		2:24.841	P	
3	26.232	98.3	48.800	98.7	16.299	89.8	1:31.331			18	26.266	97.6	48.987	99.9	16.088	90.9		1:31.341		
4	26.350	93.3	48.884	99.2	16.420		1:31.654			19	26.223	97.4	49.165	100.5	17.089			1:32.477		
5	27.570	74.2	51.326	99.5	16.625		1:35.521			20	26.281	94.4	48.946	100.8	16.256			1:31.483		
6	26.574	89.1	59.049	80.7	19.641	70.8	1:45.264			21	26.145	98.8	48.608	100.0	16.220	89.4		1:30.973		
7	31.954	73.1	1:19.441	40.6	32.250	44.2	2:23.645			22	26.185	96.6	48.639	100.2	16.339	89.8		1:31.163		
8	49.842	46.5	1:05.496	55.5	22.289		2:17.627			23	26.090	95.4	48.843	102.2	17.539	87.3		1:32.472		
9	26.935	97.7	49.003	99.5	16.280	89.4	1:32.218			24	26.271	95.9	49.032	101.1	16.550			1:31.853		
10	26.115	98.7	48.761	99.5	16.790	88.2	1:31.666			25	26.252	90.7	49.508	99.8	16.402			1:32.162		
11	26.234	97.0	49.099	99.5	16.291		1:31.624			26	26.228	94.1	49.028	100.6	16.909			1:32.165		
12	26.225	97.3	49.000	99.6	16.327		1:31.552			27	26.202	93.8	49.064	99.8	16.490			1:31.756		
13	26.299	93.7	49.155	99.3	16.314	89.3	1:31.768			28	26.306	96.6	48.799	100.3	16.641			1:31.746		
14	26.282	95.1	49.598	99.3	16.451		1:32.331			29	26.388	96.5	49.323	99.5	16.863			1:32.574		
15	26.303	95.9	49.004	99.6	16.422		1:31.729			30										

18 Coates-Spurrell (S)										Austin A40 'Speedwell'										
lap	Sect-1	Speed	Sect-2	Speed	Sect-3	Speed	TopSpeed	laptime	pit	lap	Sect-1	Speed	Sect-2	Speed	Sect-3	Speed	Topspeed	laptime	pit	
1		78.2	52.799	99.5	18.044	83.3		1:49.738		15	Out	74.0	53.955	99.5	17.411			2:49.746	P	
2	28.420	84.9	51.648	98.6	17.421	86.7	1:37.489			16	27.117	90.5	51.202	98.2	17.182	86.2		1:35.501		
3	27.495	86.7	51.085	98.3	17.287		1:35.867			17	27.590	84.1	51.864	97.7	17.399	86.3		1:36.853		
4	27.471	89.4	50.950	98.2	17.217	86.9	1:35.638			18	28.079	87.6	52.439	97.6	17.336			1:37.854		
5	27.329	89.4	51.000	98.2	17.053		1:35.382			19	27.883	87.7	51.325	98.0	17.201			1:36.409		
6	28.559	76.7	53.834	84.7	19.369		1:41.762			20	27.408	89.5	52.237	98.2	17.310			1:36.955		
7	29.796	84.7	1:13.328	42.7	31.836	45.1	2:14.960			21	28.372	88.8	50.675	99.2	16.961	85.3		1:36.008		
8	48.022	41.8	1:03.960	54.9	21.281	87.1	2:13.263			22	27.132	87.9	51.621	99.3	18.273			1:37.026		
9	27.112	88.7	51.654	99.6	17.047	86.4	1:35.813			23	27.831	88.1	50.395	98.7	27.193	80.0		1:45.419		
10	26.944	90.9	51.670	98.7	18.006		1:36.620			24	27.488	93.4	51.625	98.2	17.160	86.4		1:36.273		
11	27.525	88.1	50.555	98.6	17.123	87.4	1:35.203			25	28.303	84.4	52.495	98.2	17.088	87.9		1:37.886		
12	27.270	89.4	50.703	98.0	16.997		1:34.970			26	27.345	93.4	1:11.872	97.0	17.625			1:56.842		
13	27.389	88.5	51.043	97.9	16.979		1:35.411			27	27.729	89.1	51.655	98.3	17.189			1:36.573		
14	27.278	90.0	50.737	98.3	In		1:40.455	P		28										



Session Start: 16:52:05 - Finish: 17:38:14

Weather/Track Conditions: Cloud / Dry

Circuit: Donington Park National

Track Length: 3.185 Km - 1.9791 miles

Donington Historic Festival - 28 - 30 Apr 2017

HRDC 'Touring Greats' for pre-60 Touring Cars with invited 'TC63'

Race 9 - Sector Analysis

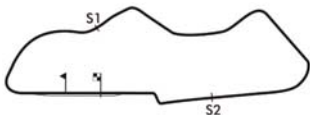
19 Matthew Holme (B)										Alfa Romeo 1900 CSS									
lap	Sect-1	Speed	Sect-2	Speed	Sect-3	Speed	TopSpeed	laptime	pit	lap	Sect-1	Speed	Sect-2	Speed	Sect-3	Speed	Topspeed	laptime	pit
1		82.4	54.186	84.4	18.864	75.5		1:52.890		3	33.313	81.7	57.878		In			1:54.764	P
2	29.976	89.1	55.051	77.7	19.085	73.9		1:44.112		4									

21 Simon Drabble (C)										Sunbeam Rapier									
lap	Sect-1	Speed	Sect-2	Speed	Sect-3	Speed	TopSpeed	laptime	pit	lap	Sect-1	Speed	Sect-2	Speed	Sect-3	Speed	Topspeed	laptime	pit
1		71.0	57.313		19.109	80.8		1:59.986		2									

29 Mike Haigh (A)										Ford Falcon									
lap	Sect-1	Speed	Sect-2	Speed	Sect-3	Speed	TopSpeed	laptime	pit	lap	Sect-1	Speed	Sect-2	Speed	Sect-3	Speed	Topspeed	laptime	pit
1				103.9	17.706	90.5		1:44.918		15	26.737	92.5	50.877	102.3	16.717	92.4		1:34.331	
2	26.810	91.9	50.198	104.6	16.681			1:33.689		16	26.397	94.3	50.266	103.3	16.687			1:33.350	
3	26.995	89.1	49.850	103.9	17.028	89.1		1:33.873		17	26.615	94.2	49.528	104.1	17.453			1:33.596	
4	27.542	84.9	50.007	103.0	17.382			1:34.931		18	26.577	96.5	50.039	103.4	16.855			1:33.471	
5	27.952	91.5	51.017	97.6	18.561	74.9		1:37.530		19	26.556	92.5	49.432	103.6	16.733			1:32.721	
6	32.000	87.0	52.459	88.8	17.335	85.8		1:41.794		20	27.001	90.9	49.898	103.1	16.991			1:33.890	
7	29.087	86.6	1:18.516	40.4	31.232			2:18.835		21	28.126	90.3	50.237	102.5	16.947			1:35.310	
8	48.379	41.2	1:04.707	51.2	20.275			2:13.361		22	26.764	91.9	49.878	100.8	17.159	92.2		1:33.801	
9	27.800	77.1	49.934	104.6	17.864			1:35.598		23	26.722	91.3	51.098	103.6	16.874			1:34.694	
10	27.370	89.4	50.829	104.2	17.291	90.1		1:35.490		24	26.288	98.3	49.322	103.6	17.781			1:33.391	
11	26.297	96.9	50.885	101.4	17.497			1:34.679		25	27.105	95.8	49.873	103.0	17.385	89.8		1:34.363	
12	26.595	94.2	49.459	104.1	In			1:37.455	P	26	26.932	94.6	49.231	103.9	16.596	89.1		1:32.759	
13	Out	89.5	50.676	102.3	16.711			2:24.455	P	27	26.946	94.6	50.127	104.2	16.882			1:33.955	
14	26.652	96.6	49.524	102.3	16.806			1:32.982		28	27.082	90.2	54.115	99.8	17.171	88.9		1:38.368	

31 Les Ely (A)										Jaguar Mk1									
lap	Sect-1	Speed	Sect-2	Speed	Sect-3	Speed	TopSpeed	laptime	pit	lap	Sect-1	Speed	Sect-2	Speed	Sect-3	Speed	Topspeed	laptime	pit
1				111.1	16.761			1:41.087		3	26.164	89.0	48.966	111.8	16.974			1:32.104	
2	26.162	92.3	49.486	111.8	17.202			1:32.850		4	25.969	92.3	54.878	48.8	In			1:54.724	P

44 Mark Cross (D)										Morris Minor 'Bluebell'									
lap	Sect-1	Speed	Sect-2	Speed	Sect-3	Speed	TopSpeed	laptime	pit	lap	Sect-1	Speed	Sect-2	Speed	Sect-3	Speed	Topspeed	laptime	pit
1		76.3	56.522		18.971			1:56.850		14	28.961	90.9	54.259	85.2	17.943			1:41.163	
2	29.746	90.0	54.325		18.334			1:42.405		15	30.175	90.1	54.631	85.2	In			1:45.811	P
3	30.419	81.7	55.118	87.4	18.239			1:43.776		16		87.4	54.344	86.2	19.006			2:46.173	P
4	29.259	82.8	56.152	83.0	18.708			1:44.119		17	29.634	90.4	56.004	85.3	17.992	76.1		1:43.630	
5	28.976	86.5	55.846		22.198			1:47.020		18	29.554	79.7	54.641	86.2	17.444	78.7		1:41.639	
6	31.340	79.5	56.404	84.5	18.785			1:46.529		19	29.420	90.5	53.979	85.7	17.675			1:41.074	
7	29.569	88.5	58.268	65.6	21.789	75.2		1:49.626		20	29.065	88.5	54.639	85.2	17.785	76.4		1:41.489	
8	37.505	63.3	1:08.309	69.1	20.584	79.2		2:06.398		21	29.347	89.0	53.997	86.3	17.600			1:40.944	
9	29.265	86.5	55.188	87.0	18.352			1:42.805		22	30.035	86.1	54.359	85.9	19.059	75.6		1:43.453	
10	29.219	89.8	53.843		18.339	76.5		1:41.401		23	29.831	89.7	54.685	86.0	17.859			1:42.375	
11	29.500	87.7	55.743	86.3	18.848			1:44.091		24	30.891	88.4	54.814	85.8	17.571			1:43.276	
12	29.545	91.5	54.158	86.0	18.425			1:42.128		25	28.822	89.1	53.817		18.409			1:41.048	
13	29.550	89.2	54.474	85.8	17.621			1:41.645		26	28.949	90.0	54.231	86.4	17.654			1:40.834	



Session Start: 16:52:05 - Finish: 17:38:14
Weather/Track Conditions: Cloud / Dry
Circuit: Donington Park National
Track Length: 3.185 Km - 1.9791 miles

Donington Historic Festival - 28 - 30 Apr 2017

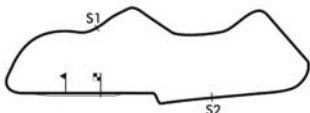
HRDC 'Touring Greats' for pre-60 Touring Cars with invited 'TC63'

Race 9 - Sector Analysis

48 Butterfield-Dorlin (A)										Jaguar Mk1									
lap	Sect-1	Speed	Sect-2	Speed	Sect-3	Speed	TopSpeed	laptime	pit	lap	Sect-1	Speed	Sect-2	Speed	Sect-3	Speed	Topspeed	laptime	pit
1				104.9	16.303	93.3		1:38.538		16	26.431	95.5	48.381	104.4	In			1:34.929	P
2	25.631	100.6	51.992	104.6	16.501	92.4		1:34.124		17	Out	90.4	49.407	105.9	16.240	96.1		2:08.253	P
3	25.687	100.3	48.205	105.2	16.250	92.6		1:30.142		18	25.659	95.6	48.812	106.0	16.640			1:31.111	
4	25.750	100.0	48.458	104.9	16.215	94.6		1:30.423		19	26.080	96.6	48.881	105.2	15.991			1:30.952	
5	26.834	75.7	50.962	104.2	16.163	93.6		1:33.959		20	26.186	96.0	49.370	105.7	16.160			1:31.716	
6	25.982	91.9	55.163	81.8	19.025			1:40.170		21	26.068	95.9	49.574	104.9	16.621	93.0		1:32.263	
7	32.181	70.5	1:23.613	40.4	31.785	48.3		2:27.579		22	26.714	92.1	49.103	104.9	16.536	94.3		1:32.353	
8	50.339	49.8	1:06.287	52.7	21.220			2:17.846		23	26.450	86.1	49.194	104.6	17.618			1:33.262	
9	26.404	92.3	49.049	104.1	16.240			1:31.693		24	26.314	98.1	49.908	105.4	16.330			1:32.552	
10	25.926	98.8	48.664	103.9	16.275			1:30.865		25	26.103	94.3	49.178	104.2	16.346	94.6		1:31.627	
11	25.866	97.6	48.210	105.0	16.029	94.3		1:30.105		26	26.092	89.1	49.896	104.6	16.498			1:32.486	
12	25.873	94.7	48.936	103.7	16.300			1:31.109		27	26.130	95.4	49.224	104.6	16.203	95.1		1:31.557	
13	25.905	99.4	48.986	103.4	16.207			1:31.098		28	25.985	94.7	50.137	105.4	16.930			1:33.052	
14	26.330	87.6	50.213	104.6	16.244			1:32.787		29	26.322	98.6	50.406	104.6	17.409			1:34.137	
15	26.170	95.6	48.890	103.6	16.112			1:31.172		30									

49 Paul Alcock (S)										Morris Minor 'Lowlight'									
lap	Sect-1	Speed	Sect-2	Speed	Sect-3	Speed	TopSpeed	laptime	pit	lap	Sect-1	Speed	Sect-2	Speed	Sect-3	Speed	Topspeed	laptime	pit
1		74.2	54.332	98.3	17.486			1:53.606		15	27.398	79.8	53.374	96.5	17.674	86.0		1:38.446	
2	28.164	83.3	53.455	96.1	17.841			1:39.460		16	27.588	81.9	51.859	99.0	17.765	85.2		1:37.212	
3	27.817	80.8	53.500	96.6	17.787			1:39.104		17	27.686	79.5	53.213	97.7	17.438	87.8		1:38.337	
4	28.313	80.8	53.845	96.6	17.695			1:39.853		18	28.017	78.1	53.469	98.6	17.437	87.0		1:38.923	
5	27.790	84.0	54.168	95.5	18.754	79.5		1:40.712		19	27.899	80.8	52.375	97.2	17.439	86.4		1:37.713	
6	28.902	80.3	58.117	64.9	21.425			1:48.444		20	27.756	79.0	52.089	96.2	18.139	86.4		1:37.984	
7	36.333	67.2	1:08.053	66.6	21.435			2:05.821		21	27.636	86.5	52.715	96.7	18.056			1:38.407	
8	37.564	60.8	1:08.612	68.3	20.822			2:06.998		22	27.345	87.0	52.726	95.4	17.486			1:37.557	
9	28.302	85.8	52.531	97.0	17.487	87.2		1:38.320		23	27.947	82.8	52.686	95.5	17.624	86.8		1:38.257	
10	27.357	84.5	53.188	97.9	In			1:44.805	P	24	28.545	81.1	53.182	97.6	17.486			1:39.213	
11	Out	84.1	54.926	95.5	18.602			2:41.554	P	25	27.633	86.8	54.016	93.9	18.833	80.4		1:40.482	
12	27.875	85.1	52.758	97.2	17.644	86.5		1:38.277		26	28.273	83.7	54.469	95.5	17.728			1:40.470	
13	27.573	83.2	51.948	97.3	17.929			1:37.450		27	27.595	80.9	52.631	96.3	17.512	85.8		1:37.738	
14	27.452	85.0	52.933	97.0	17.647	85.9		1:38.032		28									

50 Peter Blanchett (B)										Austin A50									
lap	Sect-1	Speed	Sect-2	Speed	Sect-3	Speed	TopSpeed	laptime	pit	lap	Sect-1	Speed	Sect-2	Speed	Sect-3	Speed	Topspeed	laptime	pit
1		70.5	57.215	84.3	18.516			1:58.722		15	29.061	90.4	53.520	85.0	18.229	77.8		1:40.810	
2	28.874	89.1	54.134	86.0	18.136			1:41.144		16	29.159	91.3	53.128	84.8	17.690	78.9		1:39.977	
3	29.408	88.0	55.276	83.4	18.008	78.4		1:42.692		17	29.025	91.6	53.413	85.4	17.772			1:40.210	
4	29.317	81.6	55.609	83.1	18.829			1:43.755		18	29.393	82.7	53.184	84.9	18.605	78.2		1:41.182	
5	29.114	88.2	54.590	84.0	18.857	73.9		1:42.561		19	28.459	92.9	53.338	86.0	17.453			1:39.250	
6	30.274	86.7	56.545	82.7	19.783			1:46.602		20	28.818	90.5	53.301	85.1	17.806	77.7		1:39.925	
7	30.410	82.7	1:00.971	65.6	21.603			1:52.984		21	29.111	92.0	56.078	85.6	17.869	79.0		1:43.058	
8	37.437	65.5	1:08.404	68.7	21.052	76.1		2:06.893		22	29.092	89.8	53.050	86.3	18.243	78.8		1:40.385	
9	30.157	87.9	54.802	85.0	18.897			1:43.856		23	28.913	89.7	54.315	84.9	17.788			1:41.016	
10	29.068	90.2	54.016	86.2	17.821			1:40.905		24	29.564	79.8	54.568	85.8	18.229	77.1		1:42.361	
11	29.347	90.7	54.755	84.0	17.516			1:41.618		25	29.509	88.8	53.341	86.7	19.468	76.3		1:42.318	
12	28.714	90.5	54.000	85.7	In			1:44.715	P	26	29.109	91.3	53.218	85.6	18.133	80.7		1:40.460	
13	Out	84.5	54.066	84.6	18.740	77.2		2:49.053	P	27	28.772	85.4	53.425	85.7	18.100	77.8		1:40.297	
14	29.082	90.1	53.672	84.7	18.189			1:40.943		28									



Session Start: 16:52:05 - Finish: 17:38:14

Weather/Track Conditions: Cloud / Dry

Circuit: Donington Park National

Track Length: 3.185 Km - 1.9791 miles

Donington Historic Festival - 28 - 30 Apr 2017

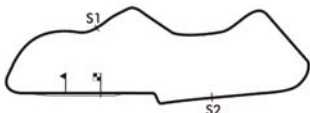
HRDC 'Touring Greats' for pre-60 Touring Cars with invited 'TC63'

Race 9 - Sector Analysis

51 Auston-Sharp (B)										Standard Vanguard Phase 1									
lap	Sect-1	Speed	Sect-2	Speed	Sect-3	Speed	TopSpeed	laptime	pit	lap	Sect-1	Speed	Sect-2	Speed	Sect-3	Speed	Topspeed	laptime	pit
1		61.5	59.226	85.6	19.640	80.5		2:05.056		14	28.795	80.1	53.797	94.3	17.737	85.1		1:40.329	
2	32.825	71.0	56.907	91.4	19.457		1:49.189			15	28.567	80.3	53.737	93.0	18.131	83.4		1:40.435	
3	31.675	71.4	57.906	90.6	19.437	82.5		1:49.018		16	28.490	82.3	53.876	94.0	18.215			1:40.581	
4	32.189	68.1	59.794	89.4	19.787		1:51.770			17	28.461	81.1	53.872	93.6	17.663	85.0		1:39.996	
5	32.061	72.6	1:00.211	83.7	19.392		1:51.664			18	28.718	82.8	53.574	94.4	17.877	84.5		1:40.169	
6	32.349	69.7	1:23.358	39.7	31.523	51.2	2:27.230			19	28.548	81.3	52.715	93.5	17.397			1:38.660	
7	50.351	49.6	1:06.922	53.2	21.519		2:18.792			20	28.136	82.8	54.101	93.9	18.817			1:41.054	
8	33.932	57.9	59.190	91.9	19.036	82.5	1:52.158			21	27.973	84.5	53.133	92.9	18.144	83.9		1:39.250	
9	30.460	75.4	56.413	91.4	20.264	80.8	1:47.137			22	28.530	80.8	53.754	93.9	17.743	84.2		1:40.027	
10	30.184	75.9	55.754	90.1	18.585	82.5	1:44.523			23	28.760	81.4	55.688	95.0	17.954			1:42.402	
11	31.723	67.1	57.422	81.6	19.018		1:48.163			24	28.741	83.3	53.675	94.8	18.009			1:40.425	
12	39.104	49.5	1:17.629	54.2	In		2:32.179	P		25	28.509	83.3	54.105	92.4	18.240	82.6		1:40.854	
13	Out	69.7	55.913	91.4	18.001	84.8	3:07.749	P		26									

53 Julian Crossley (C)										Jowett Javelin									
lap	Sect-1	Speed	Sect-2	Speed	Sect-3	Speed	TopSpeed	laptime	pit	lap	Sect-1	Speed	Sect-2	Speed	Sect-3	Speed	Topspeed	laptime	pit
1		78.2	55.483	88.9	18.657	79.5		1:54.898		13	29.051	88.0	53.197	90.7	19.161	80.3		1:41.409	
2	29.254	86.3	53.439	89.3	17.981		1:40.674			14	28.718	90.2	53.361	89.4	18.553			1:40.632	
3	29.220	83.5	53.930	89.2	18.025		1:41.175			15	29.529	89.0	54.010	88.6	18.345			1:41.884	
4	29.112	84.7	5:54.023	39.2	32.164	44.5	6:55.299			16	29.689	84.5	54.748	88.9	17.800	80.8		1:42.237	
5	47.588	45.5	1:04.775	63.3	21.451	78.4	2:13.814			17	28.532	78.5	53.073	90.3	18.011			1:39.616	
6	29.609	82.5	53.799	89.4	18.580		1:41.988			18	29.031	86.7	54.817	89.7	18.233	80.1		1:42.081	
7	29.981	84.7	54.575	89.8	19.998	78.8	1:44.554			19	28.851	89.1	53.283	88.7	18.195	80.7		1:40.329	
8	30.078	76.2	55.633	87.1	19.093		1:44.804			20	28.674	88.0	54.275	90.0	17.947	80.2		1:40.896	
9	29.744	83.2	53.964	87.8	19.918	77.9	1:43.626			21	30.037	82.5	54.935	89.3	18.331			1:43.303	
10	29.146	86.1	55.978	88.4	In		1:46.873	P		22	28.548	87.2	53.381	90.0	18.131			1:40.060	
11	Out	81.9	57.395	86.4	18.598	79.6	2:42.828	P		23	29.436	90.4	53.500	89.9	17.861			1:40.797	
12	29.126	86.0	54.818	89.5	17.974		1:41.918			24	28.739	85.6	53.367	89.4	18.250	78.5		1:40.356	

55 Alistair Dyson (B)										Ford Zephyr Mk2									
lap	Sect-1	Speed	Sect-2	Speed	Sect-3	Speed	TopSpeed	laptime	pit	lap	Sect-1	Speed	Sect-2	Speed	Sect-3	Speed	Topspeed	laptime	pit
1				101.4	17.907	89.1		1:46.298		15		93.8	51.000	103.0	16.815	89.9		2:18.679	P
2	27.676	90.7	50.367	102.5	17.083		1:35.126			16	27.225	92.6	51.136	102.2	16.899			1:35.260	
3	27.041	94.1	50.713	103.0	17.483	89.7	1:35.237			17	27.152	91.8	51.169	101.7	16.780			1:35.101	
4	27.498	91.9	49.916	102.8	17.684		1:35.098			18	26.963	93.2	52.950	100.3	17.032	88.1		1:36.945	
5	27.008	90.5	50.581	101.6	17.373		1:34.962			19	27.074	90.4	50.339	102.6	16.791			1:34.204	
6	31.699	83.3	52.808	99.8	18.114	89.1	1:42.621			20	27.102	88.2	50.279	102.0	17.325			1:34.706	
7	27.801	86.6	1:19.216	38.6	30.995	43.6	2:18.012			21	26.909	89.4	51.300	101.3	16.774	89.9		1:34.983	
8	48.542	45.0	1:04.294	48.0	20.953		2:13.789			22	26.548	93.7	51.148	101.4	17.193			1:34.889	
9	27.266	86.6	50.627	102.3	17.095	90.0	1:34.988			23	27.083	91.5	49.716	102.6	17.198	88.8		1:33.997	
10	27.161	87.0	50.744	103.4	16.863		1:34.768			24	26.838	93.9	49.890	101.6	17.779			1:34.507	
11	26.772	93.5	50.887	103.6	17.101	92.2	1:34.760			25	27.052	91.5	52.362	95.0	18.062	85.6		1:37.476	
12	26.975	90.5	49.969	102.5	17.166		1:34.110			26	27.815	85.3	53.527	97.7	18.262			1:39.604	
13	27.120	86.8	50.790	101.4	17.056	88.5	1:34.966			27	27.826	90.7	51.451	100.9	17.528	88.2		1:36.805	
14	26.981	91.5	51.764	100.9	In		1:41.914	P		28	27.155	89.6	50.681	101.3	17.349			1:35.185	



Session Start: 16:52:05 - Finish: 17:38:14

Weather/Track Conditions: Cloud / Dry

Circuit: Donington Park National

Track Length: 3.185 Km - 1.9791 miles

Donington Historic Festival - 28 - 30 Apr 2017

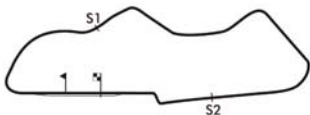
HRDC 'Touring Greats' for pre-60 Touring Cars with invited 'TC63'

Race 9 - Sector Analysis

59 Antony Ross (T63)										Alfa Romeo Giulia Ti									
lap	Sect-1	Speed	Sect-2	Speed	Sect-3	Speed	TopSpeed	laptime	pit	lap	Sect-1	Speed	Sect-2	Speed	Sect-3	Speed	Topspeed	laptime	pit
1				99.2	17.172			1:41.420		15	26.273	97.4	50.082	94.7	In			1:36.973	P
2	27.696	96.2	50.186	100.3	16.405			1:34.287		16	Out	89.4	50.716	101.1	16.640	87.0		2:19.285	P
3	26.727	93.9	49.507	99.9	16.009	90.0		1:32.243		17	26.421	97.4	49.567	98.9	16.603			1:32.591	
4	26.618	97.8	49.439	100.8	16.430			1:32.487		18	26.233	96.9	49.308	100.5	16.118	88.9		1:31.659	
5	26.599	96.6	49.509	100.5	16.105			1:32.213		19	26.098	97.0	49.459	100.9	17.749	88.1		1:33.306	
6	30.652	89.0	54.614	87.7	19.848	70.6		1:45.114		20	26.393	95.8	1:03.569	100.5	16.200	89.7		1:46.162	
7	31.848	81.0	1:19.296	41.8	32.292	42.4		2:23.436		21	26.396	91.8	49.785	101.3	16.580			1:32.761	
8	48.540	48.9	1:05.021	51.9	21.258			2:14.819		22	26.308	98.0	50.141	99.5	16.316	90.3		1:32.765	
9	28.526	93.0	49.590	101.3	16.902	88.1		1:35.018		23	26.090	98.6	49.117	101.3	28.636			1:43.843	
10	26.300	99.4	49.509	100.3	16.632	87.7		1:32.441		24	27.972	91.0	49.660	100.6	16.178	90.0		1:33.810	
11	26.364	98.4	49.551	99.8	16.052			1:31.967		25	26.733	95.9	49.860	100.2	16.035	89.4		1:32.628	
12	26.451	98.8	49.755	98.9	16.049	89.5		1:32.255		26	26.388	98.3	49.400	99.8	16.049			1:31.837	
13	26.363	95.9	49.469	99.6	16.436	86.9		1:32.268		27	26.730	90.7	50.381	99.2	16.283	88.7		1:33.394	
14	26.505	97.7	49.733	99.6	16.115			1:32.353		28	26.816	93.5	50.959	98.2	16.372	85.2		1:34.147	

60 Cawthorn-Cawthorn (C)										Wolseley 1500									
lap	Sect-1	Speed	Sect-2	Speed	Sect-3	Speed	TopSpeed	laptime	pit	lap	Sect-1	Speed	Sect-2	Speed	Sect-3	Speed	Topspeed	laptime	pit
1		77.7	55.447	91.6	18.727	79.9		1:54.667		15	28.396	81.2	53.906	91.2	18.245			1:40.547	
2	30.015	77.5	54.676	92.1	18.813	78.7		1:43.504		16	28.246	85.4	53.135	91.9	17.552	81.1		1:38.933	
3	29.818	78.3	55.206	90.6	18.089	80.4		1:43.113		17	28.531	84.8	53.369	93.0	17.860	81.0		1:39.760	
4	29.400	75.7	56.592	88.1	18.648	81.3		1:44.640		18	28.441	84.0	53.080	91.6	18.014	81.3		1:39.535	
5	29.128	79.2	55.393	80.3	18.832			1:43.353		19	28.219	87.0	53.348	91.9	17.839			1:39.406	
6	30.706	78.4	56.518	76.9	19.549	74.1		1:46.773		20	28.529	82.1	53.540	82.8	18.532			1:40.601	
7	30.503	78.6	1:01.344	66.1	21.479	75.1		1:53.326		21	28.218	86.5	53.537	91.9	18.051			1:39.806	
8	37.601	64.0	1:08.296	73.4	20.449	80.4		2:06.346		22	28.421	84.5	53.499	91.1	17.952			1:39.872	
9	29.351	82.4	54.264	92.4	18.217	79.6		1:41.832		23	28.347	84.5	53.485	91.5	18.034	81.7		1:39.866	
10	29.163	81.5	54.819	92.7	18.271	79.8		1:42.253		24	28.449	84.9	54.286	92.1	17.850			1:40.585	
11	28.978	82.4	55.613	91.9	18.746			1:43.337		25	28.454	80.4	53.999	92.6	17.888			1:40.341	
12	30.101	83.4	54.029	92.1	In			1:49.664	P	26	28.665	87.1	52.927	92.6	17.701			1:39.293	
13	Out	78.5	54.434	90.4	17.913			2:36.288	P	27	28.538	86.2	52.913	92.4	17.964			1:39.415	
14	28.493	83.9	54.174	92.9	17.898	81.3		1:40.565		28									

65 Tural-Winter (T63)										Alfa Romeo Giulia Sprint GT									
lap	Sect-1	Speed	Sect-2	Speed	Sect-3	Speed	TopSpeed	laptime	pit	lap	Sect-1	Speed	Sect-2	Speed	Sect-3	Speed	Topspeed	laptime	pit
1				101.9	16.608	89.4		1:42.995		15	27.832	81.1	52.109	98.0	17.151	86.8		1:37.092	
2	26.799	88.8	49.615	103.1	17.295	84.9		1:33.709		16	27.027	94.8	50.045	100.2	16.868			1:33.940	
3	27.134	95.5	48.670	102.3	16.329			1:32.133		17	27.086	94.7	49.917	98.7	17.114			1:34.117	
4	26.680	96.9	48.730	100.2	16.608			1:32.018		18	27.436	86.3	50.738	86.2	18.169	84.0		1:36.343	
5	26.824	92.8	49.248		16.587			1:32.659		19	27.514	88.3	50.206	101.4	16.919			1:34.639	
6	31.137	87.4	54.144	92.7	19.818	68.1		1:45.099		20	27.005	89.6	50.784	99.6	17.332	85.6		1:35.121	
7	31.774	76.4	1:19.850	40.6	32.033			2:23.657		21	27.912	87.1	51.433	101.3	17.084			1:36.429	
8	48.911	48.3	1:04.789	51.9	20.523	91.1		2:14.223		22	27.200	85.6	49.946	101.7	17.767			1:34.913	
9	28.659	89.6	49.313	98.7	17.629			1:35.601		23	27.914	86.1	51.294	101.7	17.192	84.6		1:36.400	
10	26.330	96.2	50.942	103.6	16.327			1:33.599		24	26.871	95.1	50.279	98.9	17.164			1:34.314	
11	26.418	95.8	55.258	102.0	16.929	88.1		1:38.605		25	27.141	92.3	50.047	101.3	17.172			1:34.360	
12	26.437	97.6	49.503	102.0	In			1:36.958	P	26	26.881	86.0	49.838	99.6	17.833	85.3		1:34.552	
13		81.3	53.924	89.8	18.984	83.3		3:04.203	P	27	27.651	88.2	50.299	101.3	17.310			1:35.260	
14	28.391	84.1	52.363	101.7	17.262			1:38.016		28									



Session Start: 16:52:05 - Finish: 17:38:14

Weather/Track Conditions: Cloud / Dry

Circuit: Donington Park National

Track Length: 3.185 Km - 1.9791 miles

Donington Historic Festival - 28 - 30 Apr 2017

HRDC 'Touring Greats' for pre-60 Touring Cars with invited 'TC63'

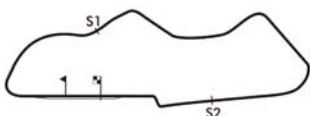
Race 9 - Sector Analysis

68 Marc Gordon (A)										Jaguar XK150 FHC									
lap	Sect-1	Speed	Sect-2	Speed	Sect-3	Speed	TopSpeed	laptime	pit	lap	Sect-1	Speed	Sect-2	Speed	Sect-3	Speed	Topspeed	laptime	pit
1				104.4	17.333			1:44.304		15	26.762	91.2	49.311	106.5	17.013	92.9		1:33.086	
2	26.788	92.5	48.964	97.4	17.255			1:33.007		16	26.680	93.5	50.001	106.0	16.865			1:33.546	
3	27.022	89.0	48.563	106.2	16.697	93.8		1:32.282		17	26.850	93.0	49.329	106.0	17.349			1:33.528	
4	26.535	88.9	48.656	103.1	16.823			1:32.014		18	26.418	93.3	49.402	105.9	16.651			1:32.471	
5	26.622	90.9	49.135	107.2	16.880	93.0		1:32.637		19	26.099	95.5	49.277	107.0	16.981			1:32.357	
6	31.297	80.8	53.957	88.5	19.485			1:44.739		20	26.288	94.2	49.449	106.2	16.821	93.4		1:32.558	
7	31.804	75.8	1:20.237	40.3	31.748	40.6		2:23.789		21	26.580	92.9	50.256	107.0	17.107			1:33.943	
8	49.130	44.8	1:04.734	48.0	20.387	93.8		2:14.251		22	26.540	91.6	49.637	105.9	16.839			1:33.016	
9	28.542	84.2	49.081	97.6	18.224	92.1		1:35.847		23	26.301	94.7	48.363	106.9	16.610			1:31.274	
10	26.356	96.7	49.554	106.4	16.557	93.3		1:32.467		24	26.336	95.4	49.691	106.0	16.580	93.4		1:32.607	
11	26.300	95.1	48.791	106.2	16.788	92.5		1:31.879		25	26.053	94.8	48.803	106.0	17.010	92.0		1:31.866	
12	26.532	95.6	48.755	104.4	In			1:36.136	P	26	26.634	88.1	50.927	106.0	16.509	93.8		1:34.070	
13	Out	84.3	51.895	105.5	17.598	90.3		2:26.514	P	27	26.322	94.8	49.172	106.0	17.157	92.5		1:32.651	
14	26.766	93.0	49.081	104.9	16.746	94.6		1:32.593		28	26.405	93.7	50.259	107.6	16.364			1:33.028	

69 Gavin Watson (C)										Alfa Romeo Giulietta Ti									
lap	Sect-1	Speed	Sect-2	Speed	Sect-3	Speed	TopSpeed	laptime	pit	lap	Sect-1	Speed	Sect-2	Speed	Sect-3	Speed	Topspeed	laptime	pit
1				97.0	18.400			1:45.874		16	26.581	92.5	50.226	98.4	In			1:37.073	P
2	27.414	92.3	50.168	98.4	16.565			1:34.147		17	Out	93.5	50.745	99.2	16.606	85.8		2:16.544	P
3	26.672	93.0	49.624	99.2	16.506	87.4		1:32.802		18	26.759	91.6	49.284	98.9	16.339			1:32.382	
4	27.574	84.7	50.109	99.6	17.284			1:34.967		19	26.384	95.2	49.835	98.7	16.519	87.4		1:32.738	
5	27.020	89.5	51.614	91.7	18.061	77.2		1:36.695		20	26.354	91.4	49.771	98.6	16.413	87.6		1:32.538	
6	31.201	86.8	53.034	96.5	17.287			1:41.522		21	26.595	92.5	49.558	99.3	17.546	84.7		1:33.699	
7	28.573	83.4	1:18.463	39.0	31.570			2:18.606		22	26.902	93.0	49.265	98.4	16.571	87.2		1:32.738	
8	48.721	41.1	1:04.525	51.7	20.609			2:13.855		23	26.563	93.9	49.298	98.7	16.547	87.0		1:32.408	
9	27.632	83.9	49.787	101.1	18.295			1:35.714		24	26.378	94.8	49.347	98.7	16.602	86.3		1:32.327	
10	27.220	88.3	49.976	99.8	16.627			1:33.823		25	26.639	93.8	49.969	99.0	16.782			1:33.390	
11	26.577	90.7	49.644	98.4	16.613			1:32.834		26	26.489	95.6	49.385	98.9	16.608	87.0		1:32.482	
12	26.522	92.0	50.366	99.0	17.199			1:34.087		27	26.469	92.0	49.964	98.7	16.663			1:33.096	
13	26.705	90.7	49.812	98.6	16.571	86.8		1:33.088		28	26.499	94.6	49.179	98.9	16.390			1:32.068	
14	26.769	92.4	50.835	97.9	17.295			1:34.899		29	26.514	90.1	49.943	98.7	16.495	86.2		1:32.952	
15	26.819	93.9	49.904	98.9	16.332			1:33.055		30									

75 Davis-Grindall (D)										Triumph Herald Coupe									
lap	Sect-1	Speed	Sect-2	Speed	Sect-3	Speed	TopSpeed	laptime	pit	lap	Sect-1	Speed	Sect-2	Speed	Sect-3	Speed	Topspeed	laptime	pit
1				94.7	18.596	83.0		1:50.381		7	36.716	68.1	1:08.094	68.4	21.121	64.2		2:05.931	
2	28.490	83.9	51.772	97.4	17.838	85.3		1:38.100		8	37.381	65.0	1:09.205	70.4	20.534			2:07.120	
3	28.307	86.5	51.589	97.2	17.394			1:37.290		9	28.565	90.3	51.738	93.3	17.605	84.6		1:37.908	
4	27.989	85.3	51.319	97.2	17.367			1:36.675		10	28.130	88.3	55.974	86.9	20.800			1:44.904	
5	27.854	89.7	51.883	96.3	18.008			1:37.745		11	31.601	80.0	59.267	79.0	In			1:59.036	P
6	29.408	71.5	1:08.608	65.1	21.892			1:59.908		12	Out	69.3	1:04.538	64.1	In			10:05.544	P

77 Jordan-Jordan (S)										Austin GT40									
lap	Sect-1	Speed	Sect-2	Speed	Sect-3	Speed	TopSpeed	laptime	pit	lap	Sect-1	Speed	Sect-2	Speed	Sect-3	Speed	Topspeed	laptime	pit
1				100.5	15.603	90.6		1:34.174		16	25.622	101.8	47.491	101.7	15.734	91.4		1:28.847	
2	25.544	102.3	46.759	101.3	15.456	91.1		1:27.759		17	25.555	104.0	47.020	102.2	15.725	89.9		1:28.300	
3	25.403	102.6	46.842	101.1	15.476	91.2		1:27.721		18	25.406	103.7	48.176	101.4	15.969	90.9		1:29.551	
4	25.523	101.6	46.918	101.7	15.531			1:27.972		19	25.570	103.5	48.818	101.7	15.816			1:30.204	
5	25.686	103.3	48.265	101.3	15.754	90.3		1:29.705		20	25.661	101.5	48.049	103.1	17.367	88.5		1:31.077	
6	25.676	102.1	53.078	77.0	21.312			1:40.066		21	25.609	103.0	50.113	102.0	15.635			1:31.357	
7	33.441	69.4	1:36.585	40.9	31.762			2:41.788		22	26.004	98.6	48.958	101.6	15.803			1:30.765	
8	49.818	57.7	1:08.840	61.5	16.915			2:15.573		23	25.561	105.4	47.004	102.6	15.683			1:28.248	
9	25.596	102.1	46.649	101.6	15.347	91.4		1:27.592		24	25.701	104.0	48.682	101.4	16.127	89.7		1:30.510	
10	25.374	104.1	46.714	101.9	15.468			1:27.556		25	25.672	104.3	47.756	101.7	15.835	90.6		1:29.263	
11	25.430	104.6	46.783	101.9	15.648			1:27.861		26	25.468	102.6	47.680	102.2	16.027	90.0		1:29.175	
12	25.539	104.3	47.383	100.9	15.608	90.7		1:28.530		27	25.664	104.9	48.114	102.5	15.785			1:29.563	
13	25.560	102.4	47.807	102.0	16.815			1:30.182		28	25.486	104.6	47.626	102.8	15.777	91.5		1:28.889	
14	25.701	101.0	50.259	100.9	In			1:38.545	P	29	25.641	100.3	47.937	102.6	15.733			1:29.311	
15	Out	101.2	48.779	101.3	15.837			2:09.687	P	30									



Session Start: 16:52:05 - Finish: 17:38:14

Weather/Track Conditions: Cloud / Dry

Circuit: Donington Park National

Track Length: 3.185 Km - 1.9791 miles

Donington Historic Festival - 28 - 30 Apr 2017

HRDC 'Touring Greats' for pre-60 Touring Cars with invited 'TC63'

Race 9 - Sector Analysis

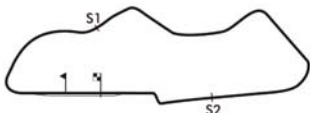
83 Dr Thomas Clynes (D)										SAAB 96									
lap	Sect-1	Speed	Sect-2	Speed	Sect-3	Speed	TopSpeed	laptime	pit	lap	Sect-1	Speed	Sect-2	Speed	Sect-3	Speed	Topspeed	laptime	pit
1								4:00.553		9								2:02.763	
2								2:03.877		10								2:00.053	
3								2:06.092		11								2:03.076	
4								2:08.891		12			In		In			3:15.367	P
5								2:05.950		13								1:58.981	
6								2:07.787		14								1:59.587	
7								2:03.263		15								2:00.149	
8								1:59.775		16									

88 Barber-Thomas (D)										Fiat Abarth 850TC									
lap	Sect-1	Speed	Sect-2	Speed	Sect-3	Speed	TopSpeed	laptime	pit	lap	Sect-1	Speed	Sect-2	Speed	Sect-3	Speed	Topspeed	laptime	pit
1		62.9	1:00.239	85.1	19.583			2:06.416		7	50.151	52.4	1:06.245	54.9	22.656			2:19.052	
2	32.073	70.9	59.209	84.6	19.616			1:50.898		8	34.328	69.0	58.698	85.2	19.471	74.2		1:52.497	
3	31.973	74.2	58.614	84.2	19.425	75.6		1:50.012		9	30.706	75.7	58.059	85.8	19.815			1:48.580	
4	31.826	72.0	1:01.734	82.2	19.337	76.3		1:52.897		10	30.585	82.1	58.980	84.1	19.057	74.6		1:48.622	
5	31.027	78.0	1:02.107	82.9	19.842	75.4		1:52.976		11	31.834	69.9	59.997	84.4	In			1:54.747	P
6	32.161	72.4	1:18.728	40.8	31.789	49.4		2:22.678		12	Out	87.5	55.726	85.7	18.408	77.3		2:50.614	P

91 Simon Blanckley (S)										Austin A40									
lap	Sect-1	Speed	Sect-2	Speed	Sect-3	Speed	TopSpeed	laptime	pit	lap	Sect-1	Speed	Sect-2	Speed	Sect-3	Speed	Topspeed	laptime	pit
1			53.477	97.7	18.015	86.1		1:49.444		15	27.093	95.0	50.672	97.9	16.742	88.1		1:34.507	
2	27.704	89.8	50.489	98.6	17.287			1:35.480		16	27.169	96.3	49.459	98.6	16.815			1:33.443	
3	27.360	94.2	50.548	98.0	17.046	88.2		1:34.954		17	27.201	95.0	49.594	98.2	16.860			1:33.655	
4	27.456	92.3	49.885	98.3	17.237	87.4		1:34.578		18	27.475	95.4	49.751	97.4	16.822	87.2		1:34.048	
5	27.134	93.8	50.249	98.6	17.439			1:34.822		19	27.371	98.0	49.740	98.3	16.817			1:33.928	
6	32.360	81.9	53.956	83.0	19.482			1:45.798		20	27.113	97.1	52.038	97.9	16.526			1:35.677	
7	29.425	92.3	1:13.509	40.2	31.223			2:14.157		21	26.982	82.6	51.849	97.6	16.871	87.0		1:35.702	
8	48.707	42.8	1:03.775	51.0	20.343	88.2		2:12.825		22	27.412	98.3	49.620	98.6	16.720			1:33.752	
9	27.648	82.2	50.706	99.8	16.894	88.1		1:35.248		23	27.093	96.0	49.138	98.4	16.660	87.4		1:32.891	
10	26.969	89.6	51.040	99.6	17.007	87.7		1:35.016		24	26.722	97.0	49.933	98.3	16.620			1:33.275	
11	26.617	95.8	50.805	97.6	17.045			1:34.467		25	26.731	95.2	49.170	98.6	16.597	88.6		1:32.498	
12	27.070	92.1	50.022	99.0	In			1:39.480	P	26	26.913	84.0	50.021	98.6	16.801			1:33.735	
13	Out	84.4	51.637	96.1	17.200			2:54.379	P	27	26.716	98.7	49.622	98.2	16.524	88.7		1:32.862	
14	27.349	93.9	52.072	98.6	16.738	88.5		1:36.159		28	26.345	98.1	50.587	98.4	17.273			1:34.205	

94 Barry Louvel (D)										Triumph Herald Coupe									
lap	Sect-1	Speed	Sect-2	Speed	Sect-3	Speed	TopSpeed	laptime	pit	lap	Sect-1	Speed	Sect-2	Speed	Sect-3	Speed	Topspeed	laptime	pit
1		68.1	56.629	90.7	19.451			1:58.375		2									

96 Fores-Reed (S)										Austin A35 'Speedwell'									
lap	Sect-1	Speed	Sect-2	Speed	Sect-3	Speed	TopSpeed	laptime	pit	lap	Sect-1	Speed	Sect-2	Speed	Sect-3	Speed	Topspeed	laptime	pit
1				94.7	16.716			1:42.254		15	41.670	75.7	56.076	90.0	17.853			1:55.599	
2	27.769	81.4	49.913	98.6	17.132			1:34.814		16	28.825	88.4	52.985	91.4	17.674			1:39.484	
3	27.714	94.1	49.764	93.4	16.462	86.2		1:33.940		17	28.441	90.7	53.640	91.2	17.582	82.1		1:39.663	
4	26.628	98.8	49.078	94.2	16.426	86.7		1:32.132		18	28.804	84.6	53.136	92.2	18.020			1:39.960	
5	26.617	99.1	49.743	93.4	16.496	85.3		1:32.856		19	28.989	83.2	53.741	91.0	18.903			1:41.633	
6	30.749	78.1	54.252	82.7	19.004			1:44.005		20	28.924	81.9	53.305	91.7	18.846			1:41.075	
7	31.714	82.8	1:20.718	36.2	31.558	39.4		2:23.990		21	27.940	90.1	52.180	92.2	18.473	80.4		1:38.593	
8	48.935	39.4	1:04.454	48.9	20.641			2:14.030		22	28.075	88.2	56.150	90.4	18.554	81.8		1:42.779	
9	27.888	85.2	49.667	95.6	18.014	85.3		1:35.569		23	28.545	83.2	53.525	92.2	17.681			1:39.751	
10	27.974	91.2	49.499	93.4	16.157	86.4		1:33.630		24	28.302	86.3	53.875	92.0	18.024			1:40.201	
11	26.506	99.4	49.348	93.0	16.346			1:32.200		25	29.485	84.1	53.933	89.5	18.429	82.9		1:41.847	
12	26.688	99.0	52.176		17.248	86.1		1:36.112		26	29.302	80.7	55.456	86.4	19.846	78.6		1:44.604	
13	26.535	98.7	49.911	95.5	In			1:36.742	P	27	28.864	82.0	54.388	93.4	18.220	83.2		1:41.472	
14		75.2	53.367	91.4	18.006	80.9		2:55.817	P	28									



Session Start: 16:52:05 - Finish: 17:38:14

Weather/Track Conditions: Cloud / Dry

Circuit: Donington Park National

Track Length: 3.185 Km - 1.9791 miles

Donington Historic Festival - 28 - 30 Apr 2017

HRDC 'Touring Greats' for pre-60 Touring Cars with invited 'TC63'

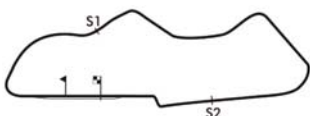
Race 9 - Sector Analysis

101 Letts-James (ACD)										Austin A35 'Academy'									
lap	Sect-1	Speed	Sect-2	Speed	Sect-3	Speed	TopSpeed	laptime	pit	lap	Sect-1	Speed	Sect-2	Speed	Sect-3	Speed	Topspeed	laptime	pit
1		72.8	57.876	89.3	19.004	77.8		1:59.777		14	29.834	73.5	56.092	85.4	19.468	77.5		1:45.394	
2	31.619	77.5	57.633	87.0	19.929			1:49.181		15	30.490	85.6	54.518	87.6	19.120			1:44.128	
3	30.364	78.2	56.129	87.1	19.031	77.2		1:45.524		16	29.687	88.4	55.368	86.7	18.705	78.6		1:43.760	
4	30.407	83.4	56.248	88.2	18.773	78.7		1:45.428		17	30.333	72.1	56.107	87.0	19.483			1:45.923	
5	30.082	83.2	56.189	82.2	21.844	65.3		1:48.115		18	29.817	85.9	57.009	85.3	19.058			1:45.884	
6	33.456	72.3	1:36.961	39.3	31.561			2:41.978		19	31.431	80.7	55.918	87.1	18.761	77.3		1:46.110	
7	49.832	61.0	1:08.578	54.2	19.862			2:18.272		20	29.664	88.7	55.370	88.4	19.886			1:44.920	
8	29.760	83.5	55.602	88.0	18.582			1:43.944		21	30.598	86.3	54.462	88.8	18.745			1:43.805	
9	30.412	78.4	56.453	88.9	18.408			1:45.273		22	29.327	89.4	55.506	87.3	18.695	78.8		1:43.528	
10	29.978	86.2	54.922	88.4	18.541			1:43.441		23	29.055	92.6	54.954	89.2	18.537			1:42.546	
11	30.207	78.3	55.213	87.9	In			1:48.654	P	24	28.735	90.8	55.328	87.8	18.690			1:42.753	
12		81.7	57.161	86.0	19.365	77.9		2:54.467	P	25	28.775	90.5	53.925	87.6	18.540	78.9		1:41.240	
13	30.090	82.0	58.319	85.2	19.246			1:47.655		26									

110 Webb-Young (T63)										Jaguar Mk2									
lap	Sect-1	Speed	Sect-2	Speed	Sect-3	Speed	TopSpeed	laptime	pit	lap	Sect-1	Speed	Sect-2	Speed	Sect-3	Speed	Topspeed	laptime	pit
1				107.4	16.847			1:39.236		16	26.495	84.4	50.250	104.2	16.918	90.4		1:33.663	
2	26.674	91.3	50.389	108.3	17.140	93.3		1:34.203		17	26.369	94.8	49.044	105.7	16.518			1:31.931	
3	26.213	90.7	48.914	107.7	16.468	93.8		1:31.595		18	25.815	94.4	48.062	107.0	16.111			1:29.988	
4	26.140	95.0	48.174	109.3	16.931	93.4		1:31.245		19	25.798	97.3	48.690	106.9	16.858	89.7		1:31.346	
5	27.236	81.8	51.367	106.5	16.610	90.3		1:35.213		20	26.327	92.4	48.394	104.7	16.220			1:30.941	
6	30.015	82.1	54.707	81.8	20.606	74.4		1:45.328		21	25.736	96.2	48.149	106.5	16.204	92.6		1:30.089	
7	31.193	76.8	1:18.527	41.2	32.295	40.8		2:22.015		22	25.850	94.8	49.015	106.4	16.265			1:31.130	
8	49.613	43.6	1:05.121	54.9	21.887			2:16.621		23	26.153	84.9	48.855	106.7	18.695	89.1		1:33.703	
9	28.434	87.1	49.294	103.7	16.638			1:34.366		24	26.296	93.8	48.385	106.2	16.172			1:30.853	
10	26.597	89.7	48.932	106.4	In			1:36.063	P	25	25.924	94.7	48.039	105.7	16.045	92.2		1:30.008	
11	Out	89.5	50.046	96.1	17.404			2:18.705	P	26	26.053	94.4	49.503	103.4	16.152			1:31.708	
12	27.458	88.4	49.667	100.3	17.650			1:34.775		27	25.600	97.0	47.661	107.6	15.953	92.4		1:29.214	
13	26.780	91.8	48.855	103.3	16.667			1:32.302		28	25.972	97.6	47.693	108.4	15.906			1:29.571	
14	26.325	95.0	49.138	104.2	16.615	90.1		1:32.078		29	25.686	96.7	48.447	105.9	16.702	90.7		1:30.835	
15	26.159	95.9	48.717	105.7	16.665	90.9		1:31.541		30									

112 Cleland-Shirtcliffe (ACD)										Austin A30 'Academy'									
lap	Sect-1	Speed	Sect-2	Speed	Sect-3	Speed	TopSpeed	laptime	pit	lap	Sect-1	Speed	Sect-2	Speed	Sect-3	Speed	Topspeed	laptime	pit
1								2:02.002		14			In		In			2:59.197	P
2								1:46.977		15								1:41.958	
3								1:42.288		16								1:42.658	
4								1:43.887		17								1:40.281	
5								1:45.521		18								1:40.987	
6								1:57.501		19								1:41.728	
7								1:46.571		20								1:40.849	
8								1:55.463		21								1:42.805	
9								1:44.440		22								1:41.787	
10								1:40.582		23								1:41.633	
11								1:42.570		24								1:42.687	
12								1:41.492		25								1:41.226	
13								1:48.320		26								1:43.440	

114 Jonathan Lewis (ACD)										Austin A35 'Academy'									
lap	Sect-1	Speed	Sect-2	Speed	Sect-3	Speed	TopSpeed	laptime	pit	lap	Sect-1	Speed	Sect-2	Speed	Sect-3	Speed	Topspeed	laptime	pit



Session Start: 16:52:05 - Finish: 17:38:14
Weather/Track Conditions: Cloud / Dry
Circuit: Donington Park National
Track Length: 3.185 Km - 1.9791 miles

Donington Historic Festival - 28 - 30 Apr 2017

HRDC 'Touring Greats' for pre-60 Touring Cars with invited 'TC63'

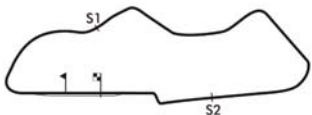
Race 9 - Sector Analysis

126 David H Jones (ACD)										Austin A35 'Academy'									
lap	Sect-1	Speed	Sect-2	Speed	Sect-3	Speed	TopSpeed	laptime	pit	lap	Sect-1	Speed	Sect-2	Speed	Sect-3	Speed	Topspeed	laptime	pit
1		69.6	57.558	87.9	19.447	77.0		2:00.878		14	28.992	92.6	54.962	86.9	18.028	79.7		1:41.982	
2	30.037	86.7	55.065	86.3	17.998	78.5		1:43.100		15	29.364	91.2	54.677	87.9	17.756	80.3		1:41.797	
3	29.277	87.6	55.550	87.2	18.490			1:43.317		16	28.794	91.0	54.727	89.3	17.814	80.5		1:41.335	
4	29.215	88.8	54.047	86.9	18.523	78.5		1:41.785		17	28.780	90.7	53.596	88.8	18.101			1:40.477	
5	29.409	87.0	54.204	73.7	21.736			1:45.349		18	28.855	91.0	53.787	90.3	18.602	78.7		1:41.244	
6	33.031	76.8	58.193	81.5	19.122			1:50.346		19	28.772	89.4	54.372	88.6	17.540			1:40.684	
7	29.982	82.8	55.620	69.7	21.734			1:47.336		20	28.673	87.0	54.339	88.8	17.821			1:40.833	
8	37.010	55.4	1:08.134	71.0	21.375	77.8		2:06.519		21	29.279	91.4	54.005	88.6	17.614			1:40.898	
9	29.263	83.3	53.864	87.1	18.138			1:41.265		22	28.830	89.5	53.797	89.2	18.924			1:41.551	
10	29.246	83.3	53.645	89.7	18.422			1:41.313		23	28.928	90.0	54.128	88.1	18.040			1:41.096	
11	28.820	91.8	55.172	87.7	18.259			1:42.251		24	29.208	91.3	54.248	88.0	18.917	79.3		1:42.373	
12	29.239	91.3	53.582	86.9	In			1:44.809	P	25	29.230	88.4	54.434	89.5	17.929	80.0		1:41.593	
13	Out	85.6	55.436	86.4	18.406			2:55.252	P	26	28.820	91.4	53.961	88.7	18.039			1:40.820	

135 Bruce Chapman (ACD)										Austin A35 'Academy'									
lap	Sect-1	Speed	Sect-2	Speed	Sect-3	Speed	TopSpeed	laptime	pit	lap	Sect-1	Speed	Sect-2	Speed	Sect-3	Speed	Topspeed	laptime	pit
1		66.7	57.233		18.779			2:00.179		8	30.710	81.6	55.904	91.0	17.996	80.2		1:44.610	
2					18.152	78.1		1:42.899		9	28.778	92.3	53.951	89.5	17.874	79.9		1:40.603	
3	29.487	84.0	54.650	91.6	18.198	79.3		1:42.335		10	28.907	85.6	54.021		In			1:47.595	P
4	29.088	84.1	54.143		In			1:50.601	P	11		81.7	54.704	88.8	18.885	78.7		2:38.778	P
5		72.3	1:33.122	40.7	31.421			4:36.121	P	12	28.712	88.2	54.976	87.4	17.720	80.8		1:41.408	
6	50.106	61.0	1:07.588	54.0	20.345			2:18.039		13	28.674	86.5	1:06.307	51.3	In			2:09.048	P
7	29.263	76.7	54.474	90.1	19.207	77.6		1:42.944		14									

151 Anthony Lucas (ACD)										Austin A35 'Academy'									
lap	Sect-1	Speed	Sect-2	Speed	Sect-3	Speed	TopSpeed	laptime	pit	lap	Sect-1	Speed	Sect-2	Speed	Sect-3	Speed	Topspeed	laptime	pit
1		65.6	55.833	91.5	19.175			1:56.975		15	28.600	86.2	53.369	91.1	17.868			1:39.837	
2	30.081	83.5	53.724	91.6	17.934	81.5		1:41.739		16	28.569	86.6	53.349	91.2	18.336			1:40.254	
3	29.851	82.4	54.761	85.7	18.464	81.8		1:43.076		17	28.495	83.4	53.746	91.6	17.871	82.8		1:40.112	
4	29.694	75.4	54.896	89.4	17.767			1:42.357		18	28.987	87.0	53.097	91.6	18.458	80.6		1:40.542	
5	28.970	87.3	53.920	79.7	19.395			1:42.285		19	28.708	87.5	53.771	91.6	17.876	82.3		1:40.355	
6	30.017	76.8	57.492	85.6	19.144	78.6		1:46.653		20	28.940	83.9	53.756	91.2	18.110			1:40.806	
7	30.271	78.0	1:02.943	67.3	21.377	68.4		1:54.591		21	28.704	85.4	53.315	91.0	17.986			1:40.005	
8	37.576	61.8	1:08.403	70.2	20.890			2:06.869		22	29.073	87.1	53.656	91.2	17.574			1:40.303	
9	28.791	86.5	53.090	91.6	17.775	82.1		1:39.656		23	28.207	90.1	53.388	91.2	18.679	79.7		1:40.274	
10	28.411	87.5	53.521	91.7	18.578			1:40.510		24	28.539	89.5	53.114	91.6	17.465	82.7		1:39.118	
11	28.759	81.7	54.842	87.0	19.436			1:43.037		25	28.285	89.0	52.276	93.1	18.480			1:39.041	
12	29.572	80.5	53.737	88.1	In			1:46.461	P	26	29.155	78.5	54.704	93.6	19.754	78.0		1:43.613	
13	Out	84.8	53.285	91.6	18.621			2:24.313	P	27	28.842	90.7	53.119	93.4	17.899	82.1		1:39.860	
14	28.802	90.2	53.406	91.5	17.623	82.2		1:39.831		28									

181 Charles Mullineux (ACD)										Austin A35 'Academy'									
lap	Sect-1	Speed	Sect-2	Speed	Sect-3	Speed	TopSpeed	laptime	pit	lap	Sect-1	Speed	Sect-2	Speed	Sect-3	Speed	Topspeed	laptime	pit
1		71.7	57.431	88.0	18.798			1:59.004		15	Out	87.6	53.400	88.0	18.596			2:34.076	P
2	29.116	90.4	53.747	89.1	21.868			1:44.731		16	29.016	89.8	52.355	88.4	18.701	78.3		1:40.072	
3	29.977	87.5	54.719	88.4	17.942	79.5		1:42.638		17	28.580	92.0	52.335	88.2	17.657	79.5		1:38.572	
4	28.984	87.5	53.554	89.2	19.477	78.8		1:42.015		18	28.822	89.1	52.508	88.7	18.931			1:40.261	
5	29.324	83.7	54.593	80.5	21.094	67.3		1:45.011		19	28.676	90.4	52.446	86.4	17.618			1:38.740	
6	33.692	75.5	58.166	83.7	18.963	78.8		1:50.821		20	29.397	89.8	52.764	88.6	17.480	80.9		1:39.641	
7	30.034	87.0	55.657	69.5	21.868	77.5		1:47.559		21	28.527	90.9	52.444	89.2	17.290			1:38.261	
8	36.813	57.2	1:08.192	74.5	21.083	79.8		2:06.088		22	28.742	88.9	52.091	88.7	17.693			1:38.526	
9	28.876	87.5	53.594	89.2	18.549	78.2		1:41.019		23	29.030	89.1	52.045	88.9	17.237	80.3		1:38.312	
10	28.919	89.5	53.361	88.5	17.791	79.9		1:40.071		24	28.798	90.4	52.665	88.8	17.399	81.0		1:38.862	
11	28.752	85.2	53.337	88.5	17.954			1:40.043		25	28.591	89.4	51.908	89.5	17.386			1:37.885	
12	28.859	82.1	53.578	89.4	20.314	77.4		1:42.751		26	28.884	85.8	54.182	89.3	18.573			1:41.639	
13	28.884	84.8	54.861	88.2	17.702	78.1		1:41.447		27	28.735	90.0	53.520	89.2	19.316			1:41.571	
14	28.907	90.1	52.989	88.5	In			1:43.069	P	28									



Session Start: 16:52:05 - Finish: 17:38:14

Weather/Track Conditions: Cloud / Dry

Circuit: Donington Park National

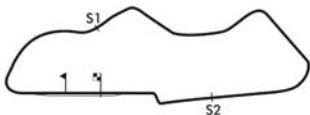
Track Length: 3.185 Km - 1.9791 miles

Donington Historic Festival - 28 - 30 Apr 2017

HRDC 'Touring Greats' for pre-60 Touring Cars with invited 'TC63'

Race 9 - Sector Analysis

296 Tom Shephard (C)									Alfa Romeo Giulietta Ti											
lap	Sect-1	Speed	Sect-2	Speed	Sect-3	Speed	TopSpeed	laptime	pit	lap	Sect-1	Speed	Sect-2	Speed	Sect-3	Speed	Topspeed	laptime	pit	
1				98.7	16.641	88.2		1:41.557		15	27.422	87.9	51.193	98.4	16.779	83.6		1:35.394		
2	27.121	97.0	49.265	99.6	16.443			1:32.829		16	26.905	95.8	49.872	99.0	In				1:36.673	P
3	26.581	94.4	49.072	99.5	16.487			1:32.140		17	Out	94.7	51.809	97.6	16.467	85.2		2:27.861	P	
4	26.578	95.9	49.161	98.7	16.342			1:32.081		18	26.770	102.0	53.148	98.2	16.979			1:36.897		
5	26.962	92.6	49.994	99.8	16.555	88.1		1:33.511		19	27.002	99.0	50.168	99.8	17.261	82.1		1:34.431		
6	29.800	79.7	54.778	84.5	20.552			1:45.130		20	27.169	97.3	49.749	99.8	17.588	80.3		1:34.506		
7	31.440	77.1	1:18.979	41.9	32.130	38.8		2:22.549		21	27.128	96.0	50.917	98.3	16.731	85.3		1:34.776		
8	49.254	48.5	1:05.044	53.3	21.510	78.8		2:15.808		22	26.839	100.9	49.568	99.2	17.100	81.7		1:33.507		
9	27.436	97.8	49.861	97.9	16.276	88.4		1:33.573		23	27.200	98.8	49.039	100.0	16.895	83.5		1:33.134		
10	26.420	103.0	48.947	99.3	16.265			1:31.632		24	27.364	99.4	50.440	97.2	17.025	81.8		1:34.829		
11	26.442	97.1	48.958	99.3	16.309			1:31.709		25	27.035	101.8	51.332	97.7	16.599	83.7		1:34.966		
12	26.419	99.7	49.659	98.0	16.508			1:32.586		26	26.922	102.4	50.031	99.3	16.991	82.7		1:33.944		
13	26.652	98.1	49.032	99.0	16.619	79.7		1:32.303		27	27.276	97.8	50.175	98.7	16.643			1:34.094		
14	33.553	65.9	55.833	94.3	19.884			1:49.270		28	27.202	99.7	48.987	99.6	16.514	85.0		1:32.703		



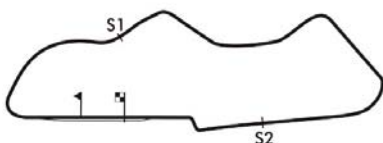
Session Start: 16:52:05 - Finish: 17:38:14
Weather/Track Conditions: Cloud / Dry
Circuit: Donington Park National
Track Length: 3.185 Km - 1.9791 miles

Donington Historic Festival - 28 - 30 Apr 2017

HRDC 'Touring Greats' for pre-60 Touring Cars with invited 'TC63'

Race 9 - Best Sector Times

SECTOR 1			SECTOR 2			SECTOR 3			IDEAL / BEST LAP COMPARISON						
NO	TIME	LAP	NO	TIME	LAP	NO	TIME	LAP	NO	NAME	BEST	IN	IDEAL	DIFF	
1	77	25.374	10	77	46.649	9	77	15.347	9	77	Jordan-Jordan	1:27.556	10	1:27.370	+0.186
2	110	25.600	27	4	47.245	2	4	15.846	2	4	Neil Brown	1:28.717	2	1:28.717	+0.000
3	4	25.626	2	110	47.661	27	110	15.906	28	110	Webb-Young	1:29.214	27	1:29.167	+0.047
4	48	25.631	2	48	48.205	3	48	15.991	19	48	Butterfield-Dorlin	1:30.105	11	1:29.827	+0.278
5	31	25.969	4	68	48.363	23	59	16.009	3	17	Dave Devine	1:30.973	21	1:30.786	+0.187
6	68	26.053	25	17	48.608	21	17	16.088	18	68	Marc Gordon	1:31.274	23	1:30.780	+0.494
7	17	26.090	23	65	48.670	3	96	16.157	10	296	Tom Shephard	1:31.632	10	1:31.631	+0.001
8	59	26.090	23	296	48.947	10	296	16.265	10	59	Antony Ross	1:31.659	18	1:31.216	+0.443
9	29	26.288	24	31	48.966	3	65	16.327	10	65	Turrall-Winter	1:32.018	4	1:31.327	+0.691
10	65	26.330	10	5	48.992	26	69	16.332	15	69	Gavin Watson	1:32.068	28	1:31.865	+0.203
11	91	26.345	28	96	49.078	4	68	16.364	28	31	Les Ely	1:32.104	3	1:31.696	+0.408
12	69	26.354	20	59	49.117	23	15	16.484	16	96	Fores-Reed	1:32.132	4	1:31.741	+0.391
13	296	26.419	12	91	49.138	23	91	16.524	27	91	Simon Blanckley	1:32.498	25	1:32.007	+0.491
14	96	26.506	11	69	49.179	28	29	16.596	26	5	John Yea	1:32.571	26	1:32.227	+0.344
15	55	26.548	22	29	49.231	26	5	16.657	23	29	Mike Haigh	1:32.721	19	1:32.115	+0.606
16	5	26.578	26	15	49.288	12	31	16.761	1	15	Wood-Gold	1:33.035	17	1:32.534	+0.501
17	15	26.762	11	55	49.716	23	55	16.774	21	55	Alistair Dyson	1:33.997	23	1:33.038	+0.959
18	18	26.944	10	18	50.395	23	18	16.961	21	18	Coates-Spurrell	1:34.970	12	1:34.300	+0.670
19	49	27.345	22	75	51.319	4	181	17.237	23	75	Davis-Grindall	1:36.675	4	1:36.540	+0.135
20	75	27.854	5	49	51.859	16	10	17.358	26	49	Paul Alcock	1:37.212	16	1:36.641	+0.571
21	51	27.973	21	181	51.908	25	75	17.367	4	181	Charles Mullineux	1:37.885	25	1:37.672	+0.213
22	151	28.207	23	151	52.276	25	51	17.397	19	51	Auston-Sharp	1:38.660	19	1:38.085	+0.575
23	60	28.218	21	10	52.649	25	49	17.437	18	10	Simon Seath	1:38.750	25	1:38.366	+0.384
24	10	28.359	22	51	52.715	19	44	17.444	18	60	Cawthorn-Cawthorn	1:38.933	16	1:38.683	+0.250
25	50	28.459	19	60	52.913	27	50	17.453	19	151	Anthony Lucas	1:39.041	25	1:37.948	+1.093
26	181	28.527	21	50	53.050	22	151	17.465	24	50	Peter Blanchett	1:39.250	19	1:38.962	+0.288
27	53	28.532	17	53	53.073	17	126	17.540	19	53	Julian Crossley	1:39.616	17	1:39.405	+0.211
28	126	28.673	20	126	53.582	12	60	17.552	16	112	Cleland-Shirtcliffe	1:40.281	17		+
29	135	28.674	13	44	53.817	25	135	17.720	12	126	David H Jones	1:40.477	17	1:39.795	+0.682
30	101	28.735	24	101	53.925	25	53	17.800	16	135	Bruce Chapman	1:40.603	9	1:40.345	+0.258
31	44	28.822	25	135	53.951	9	16	17.951	4	44	Mark Cross	1:40.834	26	1:40.083	+0.751
32	16	29.460	10	19	54.186	1	88	18.408	12	101	Letts-James	1:41.240	25	1:41.068	+0.172
33	19	29.976	2	16	55.176	17	101	18.408	9	16	Geoff Mackrill	1:42.867	17	1:42.587	+0.280
34	88	30.585	10	88	55.726	12	19	18.864	1	19	Matthew Holme	1:44.112	2	1:43.026	+1.086
35	8			94	56.629	1	21	19.109	1	88	Barber-Thomas	1:48.580	9	1:44.719	+3.861
36	21			21	57.313	1	94	19.451	1	94	Barry Louvel	1:58.375	1		+
37	83			8			8			83	Dr Thomas Clynes	1:58.981	13		+
38	94			83			83			21	Simon Drabble	1:59.986	1		+
39	112			112			112			8	Steve Dunne				+
40	114			114			114			114	Jonathan Lewis				+



Session Start: 16:52:05 - Finish: 17:38:14

Weather/Track Conditions: Cloud / Dry

Circuit: Donington Park National

Track Length: 3.185 Km - 1.9791 miles

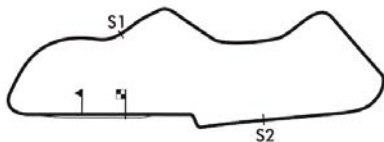


Donington Historic Festival - 28 - 30 Apr 2017

HRDC 'Touring Greats' for pre-60 Touring Cars with invited 'TC63'

Race 9 - Best Sector Speeds

	NO	SECTOR 1	MPH	NO	SECTOR 2	MPH	NO	SECTOR 3	MPH
1	77	Jordan-Jordan	105.4	31	Les Ely	111.8	48	Butterfield-Dorlin	96.1
2	296	Tom Shephard	103.0	110	Webb-Young	109.3	68	Marc Gordon	95.0
3	48	Butterfield-Dorlin	100.6	68	Marc Gordon	107.6	31	Les Ely	94.7
4	4	Neil Brown	100.3	48	Butterfield-Dorlin	106.0	110	Webb-Young	93.8
5	59	Antony Ross	99.4	29	Mike Haigh	104.6	29	Mike Haigh	92.9
6	96	Fores-Reed	99.4	55	Alistair Dyson	103.6	4	Neil Brown	92.4
7	5	John Yea	99.0	65	Turral-Winter	103.6	55	Alistair Dyson	92.2
8	17	Dave Devine	98.8	77	Jordan-Jordan	103.1	77	Jordan-Jordan	91.5
9	91	Simon Blanckley	98.7	4	Neil Brown	102.5	65	Turral-Winter	91.2
10	29	Mike Haigh	98.3	17	Dave Devine	102.2	17	Dave Devine	90.9
11	65	Turral-Winter	97.6	59	Antony Ross	101.3	59	Antony Ross	90.5
12	110	Webb-Young	97.6	69	Gavin Watson	101.1	296	Tom Shephard	89.2
13	15	Wood-Gold	96.9	5	John Yea	100.9	5	John Yea	88.7
14	68	Marc Gordon	96.7	296	Tom Shephard	100.0	91	Simon Blanckley	88.7
15	69	Gavin Watson	95.6	91	Simon Blanckley	99.8	69	Gavin Watson	88.0
16	55	Alistair Dyson	94.1	18	Coates-Spurrell	99.6	18	Coates-Spurrell	87.9
17	18	Coates-Spurrell	93.4	15	Wood-Gold	99.2	49	Paul Alcock	87.8
18	50	Peter Blanchett	92.9	49	Paul Alcock	99.0	15	Wood-Gold	87.4
19	101	Letts-James	92.6	96	Fores-Reed	98.6	96	Fores-Reed	87.0
20	126	David H Jones	92.6	10	Simon Seath	97.6	75	Davis-Grindall	85.8
21	31	Les Ely	92.3	75	Davis-Grindall	97.4	51	Auston-Sharp	85.3
22	135	Bruce Chapman	92.3	51	Auston-Sharp	95.0	10	Simon Seath	85.2
23	181	Charles Mullineux	92.0	151	Anthony Lucas	93.6	151	Anthony Lucas	82.8
24	44	Mark Cross	91.5	60	Cawthorn-Cawthorn	93.0	60	Cawthorn-Cawthorn	82.6
25	151	Anthony Lucas	90.7	135	Bruce Chapman	91.6	126	David H Jones	81.6
26	53	Julian Crossley	90.4	53	Julian Crossley	90.7	181	Charles Mullineux	81.6
27	75	Davis-Grindall	90.3	94	Barry Louvel	90.7	53	Julian Crossley	81.1
28	19	Matthew Holme	89.1	16	Geoff Mackrill	90.5	16	Geoff Mackrill	80.9
29	10	Simon Seath	87.9	126	David H Jones	90.3	50	Peter Blanchett	80.9
30	88	Barber-Thomas	87.5	181	Charles Mullineux	89.5	21	Simon Drabble	80.8
31	60	Cawthorn-Cawthorn	87.1	101	Letts-James	89.3	135	Bruce Chapman	80.8
32	49	Paul Alcock	87.0	44	Mark Cross	87.4	101	Letts-James	80.0
33	16	Geoff Mackrill	86.5	50	Peter Blanchett	86.7	44	Mark Cross	79.2
34	51	Auston-Sharp	84.5	88	Barber-Thomas	85.8	88	Barber-Thomas	77.3
35	21	Simon Drabble	71.0	19	Matthew Holme	84.4	19	Matthew Holme	75.5
36	94	Barry Louvel	68.1	8	Steve Dunne	0.0	94	Barry Louvel	59.1
37	8	Steve Dunne	0.0	21	Simon Drabble	0.0	114	Jonathan Lewis	45.4
38	83	Dr Thomas Clynes	0.0	83	Dr Thomas Clynes	0.0	8	Steve Dunne	38.9
39	112	Cleland-Shirtcliffe	0.0	112	Cleland-Shirtcliffe	0.0	83	Dr Thomas Clynes	0.0
40	114	Jonathan Lewis	0.0	114	Jonathan Lewis	0.0	112	Cleland-Shirtcliffe	0.0



Session Start: 16:52:05 - Finish: 17:38:14

Weather/Track Conditions: Cloud / Dry

Circuit: Donington Park National

Track Length: 3.185 Km - 1.9791 miles



Donington Historic Festival - 28 - 30 Apr 2017

HRDC 'Touring Greats' for pre-60 Touring Cars with invited 'TC63'

Race 9 - Lap Chart

Lap 1			Lap 2			Lap 3			Lap 4			Lap 5			Lap 6		
NO	Behind	Laptime	NO	Behind	Laptime	NO	Behind	Laptime	NO	Behind	Laptime	NO	Behind	Laptime	NO	Behind	Laptime
77		1:34.174	77		1:27.759	77		1:27.721	77		1:27.972	77		1:29.705	77		1:40.066
4	0.828	1:35.002	4	1.786	1:28.717	4	3.738	1:29.673	4	5.808	1:30.042	51	1 LAP	1:51.770	101	1 LAP	1:48.115
17	4.129	1:38.303	17	8.150	1:31.780	17	11.760	1:31.331	83	2 LAPS	2:03.877	4	9.498	1:33.395	4	3.852	1:34.420
48	4.364	1:38.538	48	10.729	1:34.124	48	13.150	1:30.142	17	15.442	1:31.654	88	1 LAP	1:52.897	51	1 LAP	1:51.664
110	5.062	1:39.236	110	11.506	1:34.203	110	15.380	1:31.595	48	15.601	1:30.423	48	19.855	1:33.959	48	19.959	1:40.170
31	6.913	1:41.087	31	12.004	1:32.850	31	16.387	1:32.104	110	18.653	1:31.245	17	21.258	1:35.521	88	1 LAP	1:52.976
59	7.246	1:41.420	296	12.453	1:32.829	296	16.872	1:32.140	296	20.981	1:32.081	110	24.161	1:35.213	17	26.456	1:45.264
296	7.383	1:41.557	59	13.774	1:34.287	59	18.296	1:32.243	59	22.811	1:32.487	296	24.787	1:33.511	110	29.423	1:45.328
96	8.080	1:42.254	65	14.771	1:33.709	65	19.183	1:32.133	65	23.229	1:32.018	59	25.319	1:32.213	296	29.851	1:45.130
65	8.821	1:42.995	96	15.135	1:34.814	68	19.939	1:32.282	68	23.981	1:32.014	65	26.183	1:32.659	59	30.367	1:45.114
68	10.130	1:44.304	68	15.378	1:33.007	96	21.354	1:33.940	96	25.514	1:32.132	68	26.913	1:32.637	65	31.216	1:45.099
29	10.744	1:44.918	29	16.674	1:33.689	29	22.826	1:33.873	29	29.785	1:34.931	96	28.665	1:32.856	68	31.586	1:44.739
69	11.700	1:45.874	69	18.088	1:34.147	69	23.169	1:32.802	69	30.164	1:34.967	69	37.154	1:36.695	96	32.604	1:44.005
55	12.124	1:46.298	55	19.491	1:35.126	5	26.726	1:34.543	5	33.641	1:34.887	5	37.462	1:33.526	69	38.610	1:41.522
5	12.539	1:46.713	5	19.904	1:35.124	55	27.007	1:35.237	55	34.133	1:35.098	29	37.610	1:37.530	29	39.338	1:41.794
15	13.095	1:47.269	15	20.794	1:35.458	15	27.495	1:34.422	15	34.559	1:35.036	55	39.390	1:34.962	5	40.151	1:42.755
91	15.270	1:49.444	91	22.991	1:35.480	91	30.224	1:34.954	91	36.830	1:34.578	15	41.402	1:36.548	55	41.945	1:42.621
18	15.564	1:49.738	18	25.294	1:37.489	18	33.440	1:35.867	18	41.106	1:35.638	91	41.947	1:34.822	15	44.905	1:43.569
75	16.207	1:50.381	75	26.548	1:38.100	75	36.117	1:37.290	31	43.139	1:54.724	83	2 LAPS	2:06.092	91	47.679	1:45.798
19	18.716	1:52.890	49	31.133	1:39.460	49	42.516	1:39.104	75	44.820	1:36.675	18	46.783	1:35.382	18	48.479	1:41.762
49	19.432	1:53.606	53	33.639	1:40.674	53	47.093	1:41.175	49	54.397	1:39.853	75	52.860	1:37.745	83	2 LAPS	2:08.891
60	20.493	1:54.667	19	35.069	1:44.112	60	51.630	1:43.113	151	1:06.521	1:42.357	49	1:05.404	1:40.712	75	1:12.702	1:59.908
53	20.724	1:54.898	60	36.238	1:43.504	151	52.136	1:43.076	60	1:08.298	1:44.640	151	1:19.101	1:42.285	49	1:13.782	1:48.444
44	22.676	1:56.850	151	36.781	1:41.739	50	52.904	1:42.692	50	1:08.687	1:43.755	50	1:21.543	1:42.561	151	1:25.688	1:46.653
151	22.801	1:56.975	44	37.322	1:42.405	44	53.377	1:43.776	44	1:09.524	1:44.119	60	1:21.946	1:43.353	50	1:28.079	1:46.602
94	24.201	1:58.375	50	37.933	1:41.144	135	55.759	1:42.335	181	1:10.762	1:42.015	181	1:26.068	1:45.011	60	1:28.653	1:46.773
50	24.548	1:58.722	135	41.145	1:42.899	181	56.719	1:42.638	126	1:11.454	1:41.785	44	1:26.839	1:47.020	44	1:33.302	1:46.529
181	24.830	1:59.004	181	41.802	1:44.731	126	57.641	1:43.317	10	1:16.689	1:43.566	126	1:27.098	1:45.349	181	1:36.823	1:50.821
101	25.603	1:59.777	126	42.045	1:43.100	10	1:01.095	1:42.735	112	1:17.528	1:43.887	10	1:32.212	1:45.228	126	1:37.378	1:50.346
21	25.812	1:59.986	10	46.081	1:46.460	112	1:01.613	1:42.288	135	1:18.388	1:50.601	112	1:33.344	1:45.521	10	1:47.224	1:55.078
135	26.005	2:00.179	101	47.025	1:49.181	19	1:02.112	1:54.764	16	1:20.875	1:43.958	16	1:38.153	1:46.983	112	1:50.779	1:57.501
126	26.704	2:00.878	112	47.046	1:46.977	101	1:04.828	1:45.524	101	1:22.284	1:45.428				16	1:56.843	1:58.756
10	27.380	2:01.554	16	47.887	1:46.915	16	1:04.889	1:44.723									
112	27.828	2:02.002	51	52.312	1:49.189	51	1:13.609	1:49.018									
16	28.731	2:02.905	88	55.381	1:50.898	88	1:17.672	1:50.012									
51	30.882	2:05.056	83	1 LAP	4:00.553												
88	32.242	2:06.416															

Session Start: 16:52:05 - Finish: 17:38:14

Weather/Track Conditions: Cloud / Dry

Circuit: Donington Park National

Track Length: 3.185 Km - 1.9791 miles

Donington Historic Festival - 28 - 30 Apr 2017

HRDC 'Touring Greats' for pre-60 Touring Cars with invited 'TC63'

Race 9 - Lap Chart

Lap 7			Lap 8			Lap 9			Lap 10			Lap 11			Lap 12		
NO	Behind	Laptime	NO	Behind	Laptime	NO	Behind	Laptime	NO	Behind	Laptime	NO	Behind	Laptime	NO	Behind	Laptime
77		2:41.788	77		2:15.573	77		1:27.592	77		1:27.556	77		1:27.861	77		1:28.530
101	1 LAP	2:41.978	4	3.365	2:17.116	4	7.847	1:32.074	4	12.676	1:32.385	83	3 LAPS	1:59.775	16	1 LAP	1:43.793
4	1.822	2:39.758	101	1 LAP	2:18.272	48	12.124	1:31.693	48	15.433	1:30.865	48	17.677	1:30.105	48	20.256	1:31.109
135	2 LAPS	4:36.121	135	2 LAPS	2:18.039	17	14.993	1:32.218	17	19.103	1:31.666	4	20.540	1:35.725	17	25.888	1:31.552
51	1 LAP	2:27.230	51	1 LAP	2:18.792	296	16.828	1:33.573	296	20.904	1:31.632	17	22.866	1:31.624	296	28.808	1:32.586
48	5.750	2:27.579	48	8.023	2:17.846	110	17.472	1:34.366	59	23.572	1:32.441	296	24.752	1:31.709	59	31.403	1:32.255
88	1 LAP	2:22.678	88	1 LAP	2:19.052	59	18.687	1:35.018	68	25.431	1:32.467	59	27.678	1:31.967	68	37.055	1:36.136
17	8.313	2:23.645	17	10.367	2:17.627	65	19.744	1:35.601	65	25.787	1:33.599	68	29.449	1:31.879	69	38.629	1:34.087
110	9.650	2:22.015	110	10.698	2:16.621	101	1 LAP	1:43.944	110	25.979	1:36.063	96	31.653	1:32.200	96	39.235	1:36.112
296	10.612	2:22.549	296	10.847	2:15.808	68	20.520	1:35.847	96	27.314	1:33.630	69	33.072	1:32.834	49	1 LAP	2:41.554
59	12.015	2:23.436	59	11.261	2:14.819	135	2 LAPS	1:42.944	69	28.099	1:33.823	65	36.531	1:38.605	83	3 LAPS	2:02.763
65	13.085	2:23.657	65	11.735	2:14.223	96	21.240	1:35.569	29	30.113	1:35.490	29	36.931	1:34.679	55	43.472	1:34.110
68	13.587	2:23.789	68	12.265	2:14.251	69	21.832	1:35.714	5	30.843	1:35.969	5	37.520	1:34.538	15	43.748	1:33.504
96	14.806	2:23.990	96	13.263	2:14.030	29	22.179	1:35.598	55	30.993	1:34.768	55	37.892	1:34.760	65	44.959	1:36.958
69	15.428	2:18.606	69	13.710	2:13.855	5	22.430	1:34.622	15	32.078	1:35.557	15	38.774	1:34.557	29	45.856	1:37.455
29	16.385	2:18.835	29	14.173	2:13.361	55	23.781	1:34.988	91	32.416	1:35.016	91	39.022	1:34.467	91	49.972	1:39.480
5	17.484	2:19.121	5	15.400	2:13.489	15	24.077	1:34.532	18	36.626	1:36.620	18	43.968	1:35.203	18	50.408	1:34.970
55	18.169	2:18.012	55	16.385	2:13.789	91	24.956	1:35.248	101	1 LAP	1:45.273	135	2 LAPS	1:40.603	5	1:01.542	1:52.552
15	19.430	2:16.313	15	17.137	2:13.280	18	27.562	1:35.813	135	2 LAPS	1:44.610	101	1 LAP	1:43.441	135	2 LAPS	1:47.595
91	20.048	2:14.157	91	17.300	2:12.825	51	1 LAP	1:52.158	51	1 LAP	1:47.137	51	1 LAP	1:44.523	101	1 LAP	1:48.654
18	21.651	2:14.960	18	19.341	2:13.263	88	1 LAP	1:52.497	53	3 LAPS	1:44.554	53	3 LAPS	1:44.804	4	1:14.098	2:22.088
53	3 LAPS	6:55.299	53	3 LAPS	2:13.814	53	3 LAPS	1:41.988	151	54.805	1:40.510	151	1:09.981	1:43.037	110	1:23.068	1:34.775
83	2 LAPS	2:05.950	83	2 LAPS	2:07.787	75	38.708	1:37.908	75	56.056	1:44.904	181	1:11.233	1:40.043	53	3 LAPS	1:43.626
75	36.845	2:05.931	75	28.392	2:07.120	49	39.968	1:38.320	88	1 LAP	1:48.580	50	1:13.965	1:41.618	181	1:25.454	1:42.751
49	37.815	2:05.821	49	29.240	2:06.998	151	41.851	1:39.656	49	57.217	1:44.805	60	1:15.377	1:43.337	151	1:27.912	1:46.461
151	38.491	1:54.591	151	29.787	2:06.869	60	45.204	1:41.832	181	59.051	1:40.071	126	1:15.692	1:42.251	51	1 LAP	1:48.163
50	39.275	1:52.984	50	30.595	2:06.893	181	46.536	1:41.019	60	59.901	1:42.253	110	1:16.823	2:18.705	50	1:30.150	1:44.715
60	40.191	1:53.326	60	30.964	2:06.346	50	46.859	1:43.856	50	1:00.208	1:40.905	88	1 LAP	1:48.622			
44	41.140	1:49.626	44	31.965	2:06.398	44	47.178	1:42.805	44	1:01.023	1:41.401	44	1:17.253	1:44.091			
181	42.594	1:47.559	181	33.109	2:06.088	126	47.545	1:41.265	126	1:01.302	1:41.313	10	1:19.532	1:43.133			
126	42.926	1:47.336	126	33.872	2:06.519	10	51.048	1:44.148	10	1:04.260	1:40.768	112	1:20.035	1:42.570			
10	54.954	1:49.518	10	34.492	1:55.111	112	52.300	1:44.440	112	1:05.326	1:40.582	75	1:27.231	1:59.036			
112	55.562	1:46.571	112	35.452	1:55.463	16	59.401	1:45.773	16	1:16.431	1:44.586						
16	1:06.704	1:51.649	16	41.220	1:50.089	83	2 LAPS	2:03.263									

Session Start: 16:52:05 - Finish: 17:38:14

Weather/Track Conditions: Cloud / Dry

Circuit: Donington Park National

Track Length: 3.185 Km - 1.9791 miles

Donington Historic Festival - 28 - 30 Apr 2017

HRDC 'Touring Greats' for pre-60 Touring Cars with invited 'TC63'

Race 9 - Lap Chart

Lap 13			Lap 14			Lap 15			Lap 16			Lap 17			Lap 18		
NO	Behind	Laptime	NO	Behind	Laptime	NO	Behind	Laptime	NO	Behind	Laptime	NO	Behind	Laptime	NO	Behind	Laptime
77		1:30.182	77		1:38.545	48		1:31.172	48		1:34.929	77		1:28.300	77		1:29.551
44	1 LAP	1:42.128	29	1 LAP	2:24.455	17	6.403	1:31.729	17	7.314	1:35.840	16	2 LAPS	1:43.432	112	2 LAPS	1:42.658
126	1 LAP	1:44.809	53	4 LAPS	1:46.873	5	1 LAP	2:26.648	44	1 LAP	1:45.811	91	1 LAP	1:33.443	5	1 LAP	1:35.412
10	1 LAP	1:41.453	44	1 LAP	1:41.645	96	1 LAP	2:55.817	5	1 LAP	1:33.377	18	1 LAP	1:35.501	83	5 LAPS	1:58.981
112	1 LAP	1:41.492	10	1 LAP	1:46.925	59	17.684	1:36.973	16	2 LAPS	3:07.242	15	20.487	1:33.035	91	1 LAP	1:33.655
60	1 LAP	1:49.664	112	1 LAP	1:48.320	77	23.101	2:09.687	77	17.019	1:28.847	65	1 LAP	1:33.940	75	6 LAPS	10:05.544
88	2 LAPS	1:54.747	48	15.414	1:32.787	69	24.358	1:33.055	91	1 LAP	1:34.507	48	22.934	2:08.253	18	1 LAP	1:36.853
16	1 LAP	1:44.130	17	21.260	1:32.331	91	1 LAP	1:36.159	18	1 LAP	2:49.746	96	1 LAP	1:39.484	48	24.494	1:31.111
48	21.172	1:31.098	59	27.297	1:32.353	296	30.462	1:35.394	69	26.502	1:37.073	51	3 LAPS	1:40.329	65	1 LAP	1:34.117
17	27.474	1:31.768	16	1 LAP	1:49.549	65	1 LAP	1:38.016	296	32.206	1:36.673	49	1 LAP	1:37.212	15	28.517	1:37.581
296	30.929	1:32.303	91	1 LAP	2:54.379	15	32.064	1:33.702	15	32.771	1:35.636	151	1 LAP	1:40.254	16	2 LAPS	1:45.974
59	33.489	1:32.268	69	37.889	1:34.899	135	3 LAPS	1:41.408	65	1 LAP	1:37.092	4	38.759	1:30.785	96	1 LAP	1:39.663
69	41.535	1:33.088	135	3 LAPS	2:38.778	151	1 LAP	1:39.831	96	1 LAP	1:55.599	17	46.836	2:24.841	4	42.094	1:32.886
96	45.795	1:36.742	65	1 LAP	3:04.203	49	1 LAP	1:38.032	51	3 LAPS	3:07.749	181	1 LAP	1:40.072	51	3 LAPS	1:40.435
55	48.256	1:34.966	296	41.654	1:49.270	4	56.170	1:32.993	151	1 LAP	1:39.837	110	49.022	1:31.931	49	1 LAP	1:38.337
15	48.570	1:35.004	151	1 LAP	2:24.313	60	1 LAP	1:40.565	49	1 LAP	1:38.446	59	49.312	1:32.591	151	1 LAP	1:40.112
49	1 LAP	1:38.277	15	44.948	1:34.923	53	4 LAPS	2:42.828	4	53.293	1:32.052	60	1 LAP	1:38.933	17	48.626	1:31.341
18	55.637	1:35.411	49	1 LAP	1:37.450	101	2 LAPS	1:47.655	181	1 LAP	2:34.076	69	57.727	2:16.544	110	49.459	1:29.988
5	1:10.307	1:38.947	55	51.625	1:41.914	110	1:03.676	1:31.541	59	1:02.040	2:19.285	68	1:00.761	1:33.528	59	51.420	1:31.659
83	3 LAPS	2:00.053	51	2 LAPS	2:32.179	50	1 LAP	1:40.943	110	1:02.410	1:33.663	53	4 LAPS	1:41.409	181	1 LAP	1:38.572
4	1:15.394	1:31.478	18	57.547	1:40.455	126	1 LAP	1:41.982	60	1 LAP	1:40.547	50	1 LAP	1:39.977	69	1:00.558	1:32.382
110	1:25.188	1:32.302	101	2 LAPS	2:54.467	68	1:13.935	1:33.086	53	4 LAPS	1:41.918	29	1:09.009	1:33.596	68	1:03.681	1:32.471
68	1:33.387	2:26.514	60	1 LAP	2:36.288	10	1 LAP	2:54.067	135	3 LAPS	2:09.048	101	2 LAPS	1:44.128	60	1 LAP	1:39.760
181	1:36.719	1:41.447	4	1:09.763	1:32.914	29	1:22.311	1:34.331	101	2 LAPS	1:45.394	44	1 LAP	2:46.173	29	1:12.929	1:33.471
			50	1 LAP	2:49.053	55	1:23.718	2:18.679	50	1 LAP	1:40.810	55	1:13.831	1:35.101	53	4 LAPS	1:40.632
			126	1 LAP	2:55.252	112	1 LAP	2:59.197	68	1:12.552	1:33.546	296	1:14.748	2:27.861	50	1 LAP	1:40.210
			110	1:18.721	1:32.078				29	1:20.732	1:33.350	126	1 LAP	1:41.335	55	1:21.225	1:36.945
			88	2 LAPS	2:50.614				126	1 LAP	1:41.797	10	1 LAP	1:40.467	296	1:22.094	1:36.897
			68	1:27.435	1:32.593				55	1:24.049	1:35.260				101	2 LAPS	1:43.760
			29	1:34.566	1:32.982				10	1 LAP	1:43.787				44	1 LAP	1:43.630
			83	3 LAPS	2:03.076				83	4 LAPS	3:15.367				126	1 LAP	1:40.477
			181	1:41.243	1:43.069				112	1 LAP	1:41.958						
			44	1:44.932	1:41.163				5	1:43.521	1:33.249						

Session Start: 16:52:05 - Finish: 17:38:14

Weather/Track Conditions: Cloud / Dry

Circuit: Donington Park National

Track Length: 3.185 Km - 1.9791 miles

Donington Historic Festival - 28 - 30 Apr 2017

HRDC 'Touring Greats' for pre-60 Touring Cars with invited 'TC63'

Race 9 - Lap Chart

Lap 19			Lap 20			Lap 21			Lap 22			Lap 23			Lap 24		
NO	Behind	Laptime	NO	Behind	Laptime	NO	Behind	Laptime	NO	Behind	Laptime	NO	Behind	Laptime	NO	Behind	Laptime
77		1:30.204	77		1:31.077	77		1:31.357	77		1:30.765	77		1:28.248	77		1:30.510
10	2 LAPS	1:41.330	15	1 LAP	2:36.381	50	2 LAPS	1:39.250	55	1 LAP	1:34.983	181	2 LAPS	1:38.261	29	1 LAP	1:34.694
5	1 LAP	1:33.005	44	2 LAPS	1:41.639	53	5 LAPS	1:42.237	296	1 LAP	1:34.776	296	1 LAP	1:33.507	51	4 LAPS	1:41.054
112	2 LAPS	1:40.281	126	2 LAPS	1:41.244	5	1 LAP	1:34.318	60	2 LAPS	1:40.601	55	1 LAP	1:34.889	96	2 LAPS	1:42.779
91	1 LAP	1:34.048	101	3 LAPS	1:45.923	44	2 LAPS	1:41.074	50	2 LAPS	1:39.925	60	2 LAPS	1:39.806	151	2 LAPS	1:40.303
48	25.242	1:30.952	5	1 LAP	1:34.330	126	2 LAPS	1:40.684	53	5 LAPS	1:39.616	5	1 LAP	1:36.776	296	1 LAP	1:33.134
18	1 LAP	1:37.854	10	2 LAPS	1:41.348	101	3 LAPS	1:45.884	5	1 LAP	1:33.728	53	5 LAPS	1:42.081	181	2 LAPS	1:38.526
65	1 LAP	1:36.343	112	2 LAPS	1:40.987	10	2 LAPS	1:40.844	44	2 LAPS	1:41.489	50	2 LAPS	1:43.058	55	1 LAP	1:33.997
16	2 LAPS	1:42.867	91	1 LAP	1:33.928	15	1 LAP	1:52.608	126	2 LAPS	1:40.833	48	33.389	1:33.262	60	2 LAPS	1:39.872
4	43.495	1:31.605	48	25.881	1:31.716	48	26.787	1:32.263	48	28.375	1:32.353	44	2 LAPS	1:40.944	5	1 LAP	1:32.886
83	5 LAPS	1:59.587	18	1 LAP	1:36.409	91	1 LAP	1:35.677	91	1 LAP	1:35.702	91	1 LAP	1:33.752	48	35.431	1:32.552
110	50.601	1:31.346	65	1 LAP	1:34.639	112	2 LAPS	1:41.728	10	2 LAPS	1:41.452	126	2 LAPS	1:40.898	53	5 LAPS	1:40.329
17	50.899	1:32.477	4	43.941	1:31.523	65	1 LAP	1:35.121	101	3 LAPS	1:46.110	10	2 LAPS	1:39.208	50	2 LAPS	1:40.385
96	1 LAP	1:39.960	110	50.465	1:30.941	18	1 LAP	1:36.955	112	2 LAPS	1:40.849	4	47.513	1:30.911	91	1 LAP	1:32.891
49	1 LAP	1:38.923	17	51.305	1:31.483	4	43.187	1:30.603	15	1 LAP	1:49.602	65	1 LAP	1:34.913	4	49.231	1:32.228
51	3 LAPS	1:40.581	16	2 LAPS	1:43.842	110	49.197	1:30.089	4	44.850	1:32.428	101	3 LAPS	1:44.920	44	2 LAPS	1:43.453
59	54.522	1:33.306	49	1 LAP	1:37.713	17	50.921	1:30.973	65	1 LAP	1:36.429	112	2 LAPS	1:42.805	126	2 LAPS	1:41.551
151	1 LAP	1:40.542	96	1 LAP	1:41.633	69	1:06.895	1:33.699	18	1 LAP	1:36.008	110	55.017	1:33.703	10	2 LAPS	1:39.381
69	1:03.092	1:32.738	51	3 LAPS	1:39.996	49	1 LAP	1:37.984	110	49.562	1:31.130	17	55.543	1:32.472	110	55.360	1:30.853
68	1:05.834	1:32.357	69	1:04.553	1:32.538	68	1:09.901	1:33.943	17	51.319	1:31.163	18	1 LAP	1:37.026	17	56.886	1:31.853
181	1 LAP	1:40.261	151	1 LAP	1:40.355	59	1:11.011	1:32.761	69	1:08.868	1:32.738	15	1 LAP	1:49.149	65	1 LAP	1:36.400
29	1:15.446	1:32.721	68	1:07.315	1:32.558	96	1 LAP	1:41.075	68	1:12.152	1:33.016	69	1:13.028	1:32.408	112	2 LAPS	1:41.787
60	1 LAP	1:39.535	59	1:09.607	1:46.162	51	3 LAPS	1:40.169	59	1:13.011	1:32.765	68	1:15.178	1:31.274	101	3 LAPS	1:43.805
53	4 LAPS	1:41.884	83	5 LAPS	2:00.149	151	1 LAP	1:40.806	49	1 LAP	1:38.407	49	1 LAP	1:37.557	18	1 LAP	1:45.419
55	1:25.225	1:34.204	181	1 LAP	1:38.740	29	1:22.212	1:35.310	96	1 LAP	1:38.593	59	1:28.606	1:43.843	69	1:14.845	1:32.327
296	1:26.321	1:34.431	29	1:18.259	1:33.890	181	1 LAP	1:39.641	51	3 LAPS	1:38.660				68	1:17.275	1:32.607
50	1 LAP	1:41.182	60	1 LAP	1:39.406				29	1:25.248	1:33.801				15	1 LAP	1:49.548
			55	1:28.854	1:34.706				151	1 LAP	1:40.005						
			296	1:29.750	1:34.506												

Session Start: 16:52:05 - Finish: 17:38:14

Weather/Track Conditions: Cloud / Dry

Circuit: Donington Park National

Track Length: 3.185 Km - 1.9791 miles

Donington Historic Festival - 28 - 30 Apr 2017

HRDC 'Touring Greats' for pre-60 Touring Cars with invited 'TC63'

Race 9 - Lap Chart

Lap 25			Lap 26			Lap 27			Lap 28			Lap 29		
NO	Behind	Laptime	NO	Behind	Laptime	NO	Behind	Laptime	NO	Behind	Laptime	NO	Behind	Laptime
77		1:29.263	77		1:29.175	77		1:29.563	77		1:28.889	77		1:29.311
49	2 LAPS	1:38.257	59	1 LAP	1:32.628	112	3 LAPS	1:42.687	44	3 LAPS	1:41.048	68	1 LAP	1:33.028
59	1 LAP	1:33.810	29	1 LAP	1:34.363	101	4 LAPS	1:42.546	59	1 LAP	1:33.394	10	3 LAPS	1:40.149
29	1 LAP	1:33.391	49	2 LAPS	1:39.213	59	1 LAP	1:31.837	112	3 LAPS	1:41.226	126	3 LAPS	1:40.820
51	4 LAPS	1:39.250	15	2 LAPS	1:49.471	29	1 LAP	1:32.759	29	1 LAP	1:33.955	44	3 LAPS	1:40.834
96	2 LAPS	1:39.751	296	1 LAP	1:34.966	49	2 LAPS	1:40.482	101	4 LAPS	1:42.753	59	1 LAP	1:34.147
296	1 LAP	1:34.829	51	4 LAPS	1:40.027	296	1 LAP	1:33.944	18	2 LAPS	1:56.842	29	1 LAP	1:38.368
55	1 LAP	1:34.507	96	2 LAPS	1:40.201	15	2 LAPS	1:45.822	296	1 LAP	1:34.094	112	3 LAPS	1:43.440
151	2 LAPS	1:40.274	55	1 LAP	1:37.476	55	1 LAP	1:39.604	49	2 LAPS	1:40.470	101	4 LAPS	1:41.240
181	2 LAPS	1:38.312	151	2 LAPS	1:39.118	51	4 LAPS	1:42.402	55	1 LAP	1:36.805	18	2 LAPS	1:36.573
5	1 LAP	1:33.731	181	2 LAPS	1:38.862	96	2 LAPS	1:41.847	5	1 LAP	1:34.708	296	1 LAP	1:32.703
60	2 LAPS	1:39.866	5	1 LAP	1:33.183	151	2 LAPS	1:39.041	48	47.263	1:33.052	49	2 LAPS	1:37.738
48	37.795	1:31.627	48	41.106	1:32.486	181	2 LAPS	1:37.885	51	4 LAPS	1:40.425	55	1 LAP	1:35.185
91	1 LAP	1:33.275	60	2 LAPS	1:40.585	5	1 LAP	1:32.571	181	2 LAPS	1:41.639	48	52.089	1:34.137
53	5 LAPS	1:40.896	91	1 LAP	1:32.498	48	43.100	1:31.557	151	2 LAPS	1:43.613	51	4 LAPS	1:40.854
50	2 LAPS	1:41.016	4	53.243	1:31.914	91	1 LAP	1:33.735	96	2 LAPS	1:44.604	4	59.920	1:33.356
4	50.504	1:30.536	110	58.638	1:31.708	4	54.418	1:30.738	15	2 LAPS	1:52.424	110	1:00.495	1:30.835
110	56.105	1:30.008	50	2 LAPS	1:42.361	60	2 LAPS	1:40.341	4	55.875	1:30.346	5	1 LAP	1:45.710
17	59.785	1:32.162	17	1:02.775	1:32.165	110	58.289	1:29.214	91	1 LAP	1:32.862	91	1 LAP	1:34.205
126	2 LAPS	1:41.096	53	5 LAPS	1:43.303	17	1:04.968	1:31.756	110	58.971	1:29.571	151	2 LAPS	1:39.860
44	2 LAPS	1:42.375	65	1 LAP	1:34.360	53	5 LAPS	1:40.060	60	2 LAPS	1:39.293	181	2 LAPS	1:41.571
65	1 LAP	1:34.314	10	2 LAPS	1:39.373	65	1 LAP	1:34.552	17	1:07.825	1:31.746	96	2 LAPS	1:41.472
10	2 LAPS	1:40.172	126	2 LAPS	1:42.373	50	2 LAPS	1:42.318	65	1 LAP	1:35.260	17	1:11.088	1:32.574
18	1 LAP	1:36.273	44	2 LAPS	1:43.276	10	2 LAPS	1:38.750	53	5 LAPS	1:40.797	15	2 LAPS	1:49.856
112	2 LAPS	1:41.633	69	1:22.279	1:32.482	69	1:25.812	1:33.096	50	2 LAPS	1:40.460	60	2 LAPS	1:39.415
69	1:18.972	1:33.390	68	1:24.773	1:34.070	126	2 LAPS	1:41.593	69	1:28.991	1:32.068	69	1:32.632	1:32.952
68	1:19.878	1:31.866	18	1 LAP	1:37.886	68	1:27.861	1:32.651				53	5 LAPS	1:40.356
101	3 LAPS	1:43.528										50	2 LAPS	1:40.297

Session Start: 16:52:05 - Finish: 17:38:14

Weather/Track Conditions: Cloud / Dry

Circuit: Donington Park National

Track Length: 3.185 Km - 1.9791 miles

Donington Historic Festival - 28 - 30 Apr 2017

'1000km' for pre-73 Prototype, Touring and GT Cars

Race 10 - Classification

Sheet No:

POS	NO	DRIVER/S	CLASS	CLASS POS	CAR MAKE / MODEL	TIME	LAPS	GAP	DIFF	MPH	BEST	ON
1	9	Gibson-Ward	P6	1	Lola T70 Mk3B	1:30:25.46	75	-- 75 laps		98.49	1:08.351	55
2	6	Voyazides-Hadfield	P6	2	Lola T70 Mk3B	1:30:33.84	75	8.377	8.377	98.33	1:08.698	42
3	81	Beighton-Greensall	P6	3	Lola T70 Mk3B	1:30:42.20	73	-- 73 laps	2:26.614	95.57	1:09.448	65
4	146	Michael Whitaker	P2	1	Lola T70 Mk2	1:31:22.25	69	-- 69 laps	5:58.325	89.67	1:14.043	35
5	12	Brooks-Beebee	P3	1	Chevron B8	1:31:34.82	69	12.570	12.570	89.47	1:15.447	63
6	46	Wright-Wolfe	P2	2	Ford GT40	1:30:48.51	68	-- 68 laps	30.509	88.92	1:15.760	59
7	15	Emberson-Wykeham	P3	2	Chevron B8	1:31:46.80	68	58.294	58.294	87.97	1:16.427	66
8	72	Jamie Boot	P4	1	Chevron B16	1:31:35.81	67	-- 67 laps	1:37.482	86.86	1:17.754	58
9	51	Karsten Le Blanc	P2	3	Ford GT40	1:32:25.72	67	49.909	49.909	86.07	1:18.638	60
10	80	Mursall-Mursall	TC3	1	BMW CSL 3.0	1:31:37.47	64	-- 64 laps	3:50.839	82.94	1:21.011	13
11	43	Till Bechtolsheimer	P3	3	Chevron B8	1:30:29.18	63	-- 63 laps	19.447	82.67	1:18.196	31
12	23	Perfetti-Rovelli	GT1	1	Lotus Elan 26R GTi	1:31:21.72	63	52.544	52.544	81.88	1:22.123	42
13	22	Dominik Roschmann	TC3	2	BMW CSL	43:50.906	31	-- 31 laps		83.95	1:19.436	15
14	1	Bryant-Bryant	P2	4	Ford GT40	29:51.252	17	-- 17 laps	5:18.547	67.61	1:17.953	17

----- FASTEST LAP SUMMARY -----

NO	DRIVER/S	CLASS	CAR MAKE / MODEL	FASTEST LAP	ON	MPH
9	Gibson-Ward	P6	Lola T70 Mk3B	1:08.351	55	104.24
146	Michael Whitaker	P2	Lola T70 Mk2	1:14.043	35	96.22
12	Brooks-Beebee	P3	Chevron B8	1:15.447	63	94.43
72	Jamie Boot	P4	Chevron B16	1:17.754	58	91.63
22	Dominik Roschmann	TC3	BMW CSL	1:19.436	15	89.69
23	Perfetti-Rovelli	GT1	Lotus Elan 26R GTi	1:22.123	42	86.76

Session Start: 18:00:42 - Finish: 19:31:07

Weather/Track Conditions: Cloud / Dry

Circuit: Donington Park National

Track Length: 3.185 Km - 1.9791 miles

These results are provisional until the conclusion of any judicial and technical matters.

Clerk of the Course:	Timekeeper:	Issued at:
Julian Floyd	Nick Palmer	



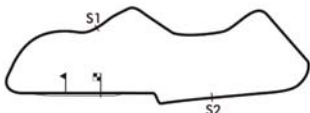
Donington Historic Festival - 28 - 30 Apr 2017

'1000km' for pre-73 Prototype, Touring and GT Cars

Race 10 - Sector Analysis

1 Bryant-Bryant (P2)										Ford GT40									
lap	Sect-1	Speed	Sect-2	Speed	Sect-3	Speed	TopSpeed	laptime	pit	lap	Sect-1	Speed	Sect-2	Speed	Sect-3	Speed	Topspeed	laptime	pit
1								1:26.818		10								1:22.261	
2								1:23.854		11								1:21.972	
3								1:23.692		12								1:23.352	
4								1:21.838		13								1:22.387	
5								1:22.947		14								1:22.391	
6								1:21.689		15								1:48.029	
7								1:21.328		16	Out	95.6	43.335	124.5	14.464	113.5		7:24.079	P
8								1:22.496		17	22.361	109.2	41.396	132.3	14.196	113.7		1:17.953	
9								1:24.166		18									

6 Voyazides-Hadfield (P6)										Lola T70 Mk3B									
lap	Sect-1	Speed	Sect-2	Speed	Sect-3	Speed	TopSpeed	laptime	pit	lap	Sect-1	Speed	Sect-2	Speed	Sect-3	Speed	Topspeed	laptime	pit
1		108.5	40.735	141.5	13.708			1:17.843		39	19.591	131.3	36.864	146.4	12.347	126.8		1:08.802	
2	20.973	115.1	39.892	141.8	13.562			1:14.427		40	19.587	131.5	37.029	147.0	12.493	126.1		1:09.109	
3	20.926	114.5	39.199	142.1	13.297			1:13.422		41	19.972	126.9	36.759	146.1	12.477	126.1		1:09.208	
4	21.076	117.2	39.652	141.5	13.465	122.6		1:14.193		42	19.643	130.8	36.667	147.3	12.388			1:08.698	
5	20.851	117.0	39.619	143.0	13.343	122.0		1:13.813		43	21.206	129.0	37.680	146.7	12.922			1:11.808	
6	21.146	116.6	39.216	143.6	13.254	122.4		1:13.616		44	20.170	136.3	36.904	146.7	13.169			1:10.243	
7	21.033	116.0	39.335	140.6	13.416			1:13.784		45	19.871	125.0	37.477	145.7	12.621			1:09.969	
8	21.151	118.5	39.666	141.2	13.389	121.5		1:14.206		46	20.016	131.0	36.846	148.0	12.510	126.3		1:09.372	
9	20.821	121.4	39.431	143.3	13.384	122.2		1:13.636		47	19.857	131.8	37.300	146.1	12.551	125.6		1:09.708	
10	21.134	107.8	40.966	133.6	13.188	123.5		1:15.288		48	19.810	133.6	37.259	145.4	12.442	128.0		1:09.511	
11	21.141	112.8	39.790	142.1	13.112	123.5		1:14.043		49	19.677	132.8	37.053	145.7	12.442			1:09.172	
12	20.737	120.8	38.894	143.0	13.168	123.5		1:12.799		50	19.686	137.4	37.044	144.5	12.450			1:09.180	
13	20.658	121.9	39.624	141.2	13.818			1:14.100		51	19.601	132.8	36.876	145.4	12.525			1:09.002	
14	20.434	125.0	39.090	143.6	13.216	124.2		1:12.740		52	19.744	123.2	37.853	144.8	12.423			1:10.020	
15	20.608	122.1	38.937	141.8	13.458	122.4		1:13.003		53	19.834	130.5	36.960	146.1	12.592	125.4		1:09.386	
16	20.595	119.9	38.824	142.7	13.173	123.8		1:12.592		54	19.674	133.3	38.002	144.5	12.522	124.5		1:10.198	
17	20.938	118.3	39.034	144.2	13.114	124.5		1:13.086		55	19.773	129.0	38.180	143.9	12.391			1:10.344	
18	20.533	124.8	39.305	144.2	13.135	124.0		1:12.973		56	20.472	129.0	37.425	144.8	12.294	127.3		1:10.191	
19	20.752	120.4	38.754	142.4	13.118			1:12.624		57	19.885	134.9	37.167	143.9	12.564	125.9		1:09.616	
20	20.590	121.7	38.503	144.8	13.190	124.7		1:12.283		58	20.006	127.8	37.419	145.1	12.463			1:09.888	
21	20.387	117.2	38.660	143.3	13.123			1:12.170		59	19.736	134.1	37.275	145.1	12.425			1:09.436	
22	20.442	121.4	39.934	143.3	13.243	122.9		1:13.619		60	20.038	132.0	38.427	145.4	12.515	125.9		1:10.980	
23	20.407	122.1	38.850	143.6	13.141	123.5		1:12.398		61	19.820	117.2	37.249	145.1	12.404	127.0		1:09.473	
24	20.660	120.1	39.360	143.3	13.400			1:13.420		62	19.731	130.8	37.277	145.4	13.777			1:10.785	
25	20.512	122.3	38.264	144.8	13.093			1:11.869		63	19.945	128.3	37.466	146.1	12.901			1:10.312	
26	20.534	128.1	39.487	140.0	13.102			1:13.123		64	19.799	132.6	37.866	144.8	12.437			1:10.102	
27	20.468	126.2	38.770	144.2	13.110			1:12.348		65	19.764	128.5	37.264	146.1	In			1:14.025	P
28	20.455	121.4	39.115	142.1	In			1:16.952	P	66		124.8	37.155	145.1	12.665			1:51.726	P
29		113.7	37.797	145.1	12.977	124.0		1:55.171	P	67	20.213	131.3	37.302	145.7	12.406	127.8		1:09.921	
30	20.383	119.7	37.765	143.0	12.624	125.2		1:10.772		68	19.693	132.6	37.271	146.4	12.410			1:09.374	
31	20.067	128.8	37.774	143.6	12.707			1:10.548		69	19.581	132.6	37.000	146.4	12.485	127.0		1:09.066	
32	20.038	121.0	38.150	143.3	12.678			1:10.866		70	19.609	138.2	37.207	145.7	12.382			1:09.198	
33	19.978	128.3	37.466	141.8	12.517			1:09.961		71	19.654	135.7	36.931	146.1	12.654			1:09.239	
34	20.503	113.1	37.902	144.2	12.740			1:11.145		72	19.639	131.0	36.764	146.4	12.422	127.8		1:08.825	
35	20.329	120.1	37.467	143.6	12.822			1:10.618		73	19.661	135.5	36.891	146.1	12.420			1:08.972	
36	20.156	128.1	37.066	146.1	12.759	125.9		1:09.981		74	19.629	129.0	37.019	145.1	12.362	127.8		1:09.010	
37	20.229	125.2	37.202	145.7	12.717			1:10.148		75	19.510	131.3	37.210	146.1	12.516			1:09.236	
38	21.262	124.5	37.420	147.3	12.474	127.3		1:11.156		76									



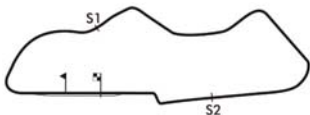
Session Start: 18:00:42 - Finish: 19:31:07
Weather/Track Conditions: Cloud / Dry
Circuit: Donington Park National
Track Length: 3.185 Km - 1.9791 miles

Donington Historic Festival - 28 - 30 Apr 2017

'1000km' for pre-73 Prototype, Touring and GT Cars

Race 10 - Sector Analysis

9 Gibson-Ward (P6)									Lola T70 Mk3B								
lap	Sect-1	Speed	Sect-2	Speed	Sect-3	Speed	TopSpeed	laptime pit	lap	Sect-1	Speed	Sect-2	Speed	Sect-3	Speed	Topspeed	laptime pit
1		110.2	40.130	138.0	13.620	123.5		1:16.332	39	19.569	128.3	36.849	142.7	12.117			1:08.535
2	21.210	113.7	39.649	140.0	13.412	123.3		1:14.271	40	20.000	123.6	36.770	143.9	12.300			1:09.070
3	21.312	117.4	39.292	139.7	13.364			1:13.968	41	20.249	122.1	36.522	143.6	12.324	127.0		1:09.095
4	20.872	119.7	38.642	139.4	13.461	122.6		1:12.975	42	19.446	128.3	36.664	143.3	12.256	127.0		1:08.366
5	20.852	116.4	39.060	140.0	13.405			1:13.317	43	20.034	124.3	36.540	143.6	12.430			1:09.004
6	20.700	121.4	38.608	141.2	13.095	124.7		1:12.403	44	20.064	126.9	37.342	143.6	12.521	126.6		1:09.927
7	20.805	119.7	38.825	140.9	13.071			1:12.701	45	19.943	122.5	37.575	143.0	12.608			1:10.126
8	21.140	119.7	38.493	142.1	13.145	125.6		1:12.778	46	20.250	123.6	37.345	142.1	12.308	125.4		1:09.903
9	21.137	119.9	39.701	142.7	13.477			1:14.315	47	19.862	125.5	37.224	142.4	12.203			1:09.289
10	20.896	110.9	39.531	140.3	13.270	124.0		1:13.697	48	19.874	124.3	37.015	141.8	12.335	126.1		1:09.224
11	20.799	120.1	38.500	141.8	13.208			1:12.507	49	19.746	123.2	36.765	143.3	12.340	126.3		1:08.851
12	20.774	119.1	39.613	140.6	13.424	124.9		1:13.811	50	19.640	125.0	36.668	143.6	12.137	127.8		1:08.445
13	20.754	118.5	38.730	142.1	13.257	125.6		1:12.741	51	19.845	124.5	36.874	143.6	12.948			1:09.667
14	20.570	118.1	38.742	141.2	13.027	125.6		1:12.339	52	19.933	127.1	37.012	142.7	12.265			1:09.210
15	21.060	114.1	38.911	142.4	13.185	125.4		1:13.156	53	20.185	115.1	36.627	142.4	12.186	128.5		1:08.998
16	21.066	116.6	38.522	142.7	13.078	125.9		1:12.666	54	19.630	125.7	36.551	143.0	12.307			1:08.488
17	20.802	117.2	39.079	142.4	13.438			1:13.319	55	19.631	122.7	36.493	143.3	12.227	128.3		1:08.351
18	20.825	113.5	38.701	141.8	13.327			1:12.853	56	19.746	123.6	37.484	142.1	12.273	125.9		1:09.503
19	20.850	120.4	38.346	143.6	13.271			1:12.467	57	19.751	124.8	36.509	142.4	12.370	126.6		1:08.630
20	21.056	115.1	38.427	143.3	13.239	126.6		1:12.722	58	19.703	126.4	36.654	142.1	12.283			1:08.640
21	21.176	112.4	38.758	141.5	12.925			1:12.859	59	20.104	124.3	36.803	141.5	12.414	125.9		1:09.321
22	20.575	113.7	38.133	143.0	13.361	125.4		1:12.069	60	19.998	125.7	36.514	143.6	12.229	127.8		1:08.741
23	20.741	121.2	38.398	143.3	13.202			1:12.341	61	19.847	124.5	36.871	142.4	12.358	126.6		1:09.076
24	20.544	121.7	39.296	142.4	13.032	125.4		1:12.872	62	19.921	120.6	36.929	143.9	12.542			1:09.392
25	20.568	120.4	38.595	142.1	12.975	126.8		1:12.138	63	19.774	125.9	37.283	141.2	12.440	126.1		1:09.497
26	20.640	117.0	38.536	143.3	In			1:18.982 P	64	20.232	119.7	36.907	144.5	In			1:14.347 P
27	Out	110.2	39.510	141.2	12.963			2:11.640 P	65	Out	124.3	37.686	142.7	12.513			2:00.492 P
28	20.198	121.7	38.509	143.6	12.852			1:11.559	66	19.756	124.5	36.831	143.3	12.578	127.5		1:09.165
29	19.943	124.5	38.110	142.1	12.886	122.4		1:10.939	67	19.913	123.0	36.797	141.5	12.316	125.9		1:09.026
30	20.190	125.2	37.084	142.7	12.622			1:09.896	68	19.680	123.9	37.164	142.7	12.237			1:09.081
31	19.698	128.1	36.779	143.6	12.378	126.8		1:08.855	69	20.040	120.4	36.822	143.3	12.300	126.8		1:09.162
32	19.789	130.3	36.793	144.2	13.642	125.2		1:10.224	70	19.900	119.5	37.222	142.7	12.416	127.5		1:09.538
33	19.682	131.5	36.887	142.4	12.339			1:08.908	71	19.854	115.7	36.697	143.0	12.237	126.8		1:08.788
34	19.910	118.7	37.799	142.4	12.926	127.5		1:10.635	72	19.888	120.4	36.897	139.1	12.279	126.8		1:09.064
35	19.969	110.4	37.429	145.1	13.186			1:10.584	73	19.858	120.4	37.054	143.6	12.449	126.6		1:09.361
36	20.129	120.8	37.062	143.6	12.713			1:09.904	74	19.850	120.1	36.932	143.0	12.527			1:09.309
37	20.395	118.3	36.809	145.7	12.650	128.5		1:09.854	75	20.032	120.4	37.501	144.5	13.244	92.5		1:10.777
38	20.666	124.1	37.322	143.0	12.420			1:10.408	76								



Session Start: 18:00:42 - Finish: 19:31:07

Weather/Track Conditions: Cloud / Dry

Circuit: Donington Park National

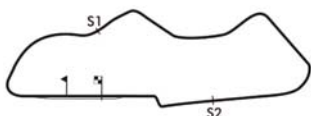
Track Length: 3.185 Km - 1.9791 miles

Donington Historic Festival - 28 - 30 Apr 2017

'1000km' for pre-73 Prototype, Touring and GT Cars

Race 10 - Sector Analysis

12 Brooks-Beebee (P3)										Chevron B8									
lap	Sect-1	Speed	Sect-2	Speed	Sect-3	Speed	TopSpeed	laptime	pit	lap	Sect-1	Speed	Sect-2	Speed	Sect-3	Speed	Topspeed	laptime	pit
1		103.7	43.060	121.1	14.872			1:22.750		36	22.449	116.0	40.619	121.8	14.134			1:17.202	
2	22.693	110.8	41.247	119.6	14.229			1:18.169		37	21.897	118.9	40.591	114.7	13.712	109.1		1:16.200	
3	23.184	103.2	42.959	118.8	14.093	109.1		1:20.236		38	21.837	118.1	40.605	122.2	16.252	97.9		1:18.694	
4	22.640	106.3	42.301	119.4	14.218			1:19.159		39	22.547	118.7	41.083	120.2	13.735			1:17.365	
5	22.820	106.3	42.287	119.4	14.378	107.7		1:19.485		40	23.405	109.3	41.077	118.1	14.224	107.6		1:18.706	
6	22.657	106.9	41.483	119.6	13.764			1:18.904		41	23.100	107.4	41.149	119.0	13.757	108.8		1:18.006	
7	22.409	108.8	42.008	119.0	13.984			1:18.401		42	22.447	117.7	41.649	117.9	13.902			1:17.998	
8	22.335	108.1	41.379	119.0	13.834			1:17.548		43	22.013	117.7	41.231	120.0	14.767	106.4		1:18.011	
9	22.404	105.1	42.328	118.8	14.088			1:18.820		44	21.834	117.4	41.311	118.3	13.726	109.7		1:16.871	
10	22.752	106.6	41.738	119.2	13.864			1:18.354		45	22.152	119.1	41.089	119.6	13.884	106.5		1:17.125	
11	22.655	106.1	41.765	118.3	14.252			1:18.672		46	22.301	115.1	41.497	119.0	13.979	105.9		1:17.777	
12	22.913	107.8	42.739	105.5	14.530			1:20.182		47	22.085	115.8	40.843	119.6	13.640			1:16.568	
13	23.762	108.3	42.659	115.5	In			1:28.494	P	48	21.688	118.9	40.831	122.0	13.686	110.6		1:16.205	
14	Out	102.9	44.320	114.7	14.761			2:23.764	P	49	21.777	116.6	40.477	121.3	13.703			1:15.957	
15	23.352	110.0	42.679	117.5	14.700			1:20.731		50	21.711	117.4	40.402	123.5	13.595	110.7		1:15.708	
16	21.918	120.8	41.548	122.4	13.640			1:17.106		51	21.845	112.4	42.246	118.3	In			1:23.460	P
17	22.202	115.8	42.421	121.3	13.922	107.2		1:18.545		52	Out	103.0	43.529	117.7	14.392	104.6		2:07.073	P
18	22.007	115.5	41.792	121.1	13.855			1:17.654		53	22.540	109.0	41.976	119.6	14.521			1:19.037	
19	21.821	115.3	42.277	120.0	13.931			1:18.029		54	22.558	107.1	41.617	120.2	13.991			1:18.166	
20	22.826	113.9	42.177	119.6	13.769			1:18.772		55	22.364	107.1	41.475	121.1	13.524			1:17.363	
21	22.307	116.6	41.850	121.3	13.960			1:18.117		56	22.113	109.9	40.863	120.9	13.620			1:16.596	
22	22.020	117.7	41.386	122.2	14.206	109.0		1:17.612		57	22.015	113.1	40.161	122.4	13.357	110.7		1:15.533	
23	22.457	108.5	41.679	121.1	13.625	109.1		1:17.761		58	22.801	109.5	41.230	120.7	13.781	109.8		1:17.812	
24	22.297	118.1	41.653	122.0	13.569	111.8		1:17.519		59	21.871	113.5	40.783	121.5	14.066	110.9		1:16.720	
25	22.487	110.8	42.916	118.8	13.549			1:18.952		60	21.886	112.2	40.308	121.3	13.522			1:15.716	
26	22.065	115.3	41.805	121.1	13.598			1:17.468		61	21.951	112.6	40.669	121.5	13.608			1:16.228	
27	21.908	113.7	41.865	120.9	13.450			1:17.223		62	21.814	111.7	40.885	121.8	13.672	112.4		1:16.371	
28	21.806	114.5	41.467	121.5	13.636			1:16.909		63	21.834	116.0	40.249	121.8	13.364	110.7		1:15.447	
29	22.049	114.5	41.277	121.5	13.909	107.4		1:17.235		64	22.049	114.9	40.314	121.8	13.477			1:15.840	
30	22.143	112.4	41.130	122.4	13.561	111.7		1:16.834		65	22.634	102.4	41.331	121.8	13.734			1:17.699	
31	21.969	117.4	41.679	123.5	13.871			1:17.519		66	22.002	111.8	41.888	121.5	14.585			1:18.475	
32	22.462	109.5	41.669	119.8	13.719	107.0		1:17.850		67	22.290	100.4	42.145	122.4	14.526			1:18.961	
33	22.183	115.7	40.766	122.2	13.366	108.6		1:16.315		68	21.981	113.7	41.822	122.0	13.628	110.4		1:17.431	
34	22.654	117.4	40.887	120.9	13.615	108.6		1:17.156		69	22.020	112.8	41.160	122.0	13.643			1:16.823	
35	22.045	118.5	41.744	119.0	14.649			1:18.438		70									



Session Start: 18:00:42 - Finish: 19:31:07
Weather/Track Conditions: Cloud / Dry
Circuit: Donington Park National
Track Length: 3.185 Km - 1.9791 miles

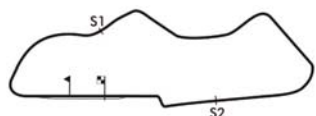
Donington Historic Festival - 28 - 30 Apr 2017

'1000km' for pre-73 Prototype, Touring and GT Cars

Race 10 - Sector Analysis

15 Emberson-Wykeham (P3)										Chevron B8									
lap	Sect-1	Speed	Sect-2	Speed	Sect-3	Speed	TopSpeed	laptime	pit	lap	Sect-1	Speed	Sect-2	Speed	Sect-3	Speed	Topspeed	laptime	pit
1		102.0	43.206	120.9	15.117	105.4		1:23.793		35	22.170	103.8	41.200	124.2	13.853			1:17.223	
2	22.706	107.6	42.548	120.9	14.282	104.9		1:19.536		36	21.982	106.6	42.244	123.3	13.965			1:18.191	
3	23.002	103.2	42.189	121.3	14.155			1:19.346		37	22.346	101.6	41.217	122.9	13.614	108.8		1:17.177	
4	22.737	102.4	42.192	121.5	14.406			1:19.335		38	22.368	106.9	41.041	122.6	13.798			1:17.207	
5	22.947	98.0	42.769	120.2	14.361			1:20.077		39	22.858	106.1	40.985	122.0	13.892	108.3		1:17.735	
6	23.230	100.2	42.271	119.6	14.237			1:19.738		40	22.604	106.9	42.309	123.5	13.894			1:18.807	
7	22.936	98.3	43.447	120.0	15.213	105.2		1:21.596		41	22.734	106.3	41.165	122.6	13.861			1:17.760	
8	22.899	105.9	42.883	122.4	14.474	105.5		1:20.256		42	22.407	107.9	42.169	122.4	14.049	107.0		1:18.625	
9	22.980	103.7	43.179	121.5	14.225	106.4		1:20.384		43	22.308	106.9	41.319	122.4	13.687	107.2		1:17.314	
10	22.914	100.4	42.640	117.7	In			1:26.497	P	44	22.208	107.4	41.138	122.0	13.712			1:17.058	
11	Out	97.6	43.762	116.1	14.631	102.6		2:14.131	P	45	22.187	105.8	41.122	123.1	13.625			1:16.934	
12	23.032	99.1	42.374	121.1	14.428			1:19.834		46	22.260	106.4	41.630	122.6	13.736	108.8		1:17.626	
13	22.982	98.8	43.092	120.7	14.327	106.2		1:20.401		47	22.176	109.7	40.869	123.1	13.792	108.8		1:16.837	
14	23.186	99.4	42.566	120.0	14.339			1:20.091		48	22.192	109.2	42.119	122.0	14.748	105.9		1:19.059	
15	22.837	98.6	42.436	122.9	14.210	106.7		1:19.483		49	22.254	104.5	43.766	121.8	13.599	106.9		1:19.619	
16	22.552	99.0	41.920	122.0	14.547	105.4		1:19.019		50	22.097	109.7	41.795	123.1	13.737			1:17.629	
17	22.858	98.3	42.303	117.5	14.187			1:19.348		51	22.183	110.8	41.296	119.6	13.765	107.4		1:17.244	
18	22.657	100.7	42.397	120.2	14.103			1:19.157		52	22.090	109.3	40.875	122.4	13.641			1:16.606	
19	22.637	98.4	42.697	119.0	14.572	105.5		1:19.906		53	22.086	107.1	43.354	122.0	13.916			1:19.356	
20	22.785	100.2	42.350	121.8	14.263			1:19.398		54	22.226	108.8	40.910	122.4	14.380	106.5		1:17.516	
21	22.759	98.8	41.740	123.1	14.117			1:18.616		55	22.465	106.3	41.152	121.3	13.766			1:17.383	
22	23.532	97.1	42.721	119.2	14.254			1:20.507		56	22.295	110.0	41.225	122.0	13.657			1:17.177	
23	22.995	96.6	42.451	117.7	14.316	105.5		1:19.762		57	22.121	107.6	41.271	121.5	13.503	109.0		1:16.895	
24	22.919	94.8	42.240	118.8	14.382			1:19.541		58	22.204	110.0	41.109	120.7	14.537	106.4		1:17.850	
25	22.600	100.3	43.810	119.4	14.235			1:20.645		59	22.194	108.6	41.165	121.1	13.621	108.3		1:16.980	
26	22.677	102.1	42.453	119.4	14.667			1:19.797		60	22.139	108.5	41.380	121.8	13.651			1:17.170	
27	22.510	101.2	42.384	120.5	14.304	106.9		1:19.198		61	22.166	109.2	41.044	121.1	13.558	107.9		1:16.768	
28	22.580	99.7	42.255	120.2	14.090	107.2		1:18.925		62	22.104	109.0	41.168	121.3	13.452			1:16.724	
29	22.373	100.0	41.866	120.2	14.111			1:18.350		63	22.179	110.4	41.180	121.3	13.979			1:17.338	
30	22.443	102.6	41.719	122.2	14.283	105.2		1:18.445		64	22.350	109.5	41.784	122.9	13.984	104.7		1:18.118	
31	22.769	102.6	43.408	117.5	13.936			1:20.113		65	22.401	110.6	41.071	121.3	13.422			1:16.894	
32	22.345	104.8	42.017	119.2	In			1:25.072	P	66	22.160	111.7	40.679	122.2	13.588	109.1		1:16.427	
33	Out	99.6	42.145	122.9	14.028			2:14.272	P	67	22.076	110.4	44.640	84.1	18.813			1:25.529	
34	22.212	105.1	41.127	124.5	13.645	109.0		1:16.984		68	33.030	76.3	56.467	70.0	18.981	60.7		1:48.478	

22 Dominik Roschmann (TC3)										BMW CSL									
lap	Sect-1	Speed	Sect-2	Speed	Sect-3	Speed	TopSpeed	laptime	pit	lap	Sect-1	Speed	Sect-2	Speed	Sect-3	Speed	Topspeed	laptime	pit
1		92.0	46.765	116.1	14.711			1:30.397		17	23.779	105.4	43.695	117.1	14.558			1:22.032	
2	23.614	101.6	44.251	114.9	14.771	105.2		1:22.636		18	23.392	103.7	44.600	116.5	14.498	105.7		1:22.490	
3	23.293	99.7	44.562	117.7	14.784	105.5		1:22.639		19	22.661	104.9	43.668	117.1	14.697			1:21.026	
4	23.258	100.3	44.287	118.1	14.801	106.2		1:22.346		20	22.865	103.8	43.355	119.0	14.541			1:20.761	
5	23.202	98.4	43.965	119.2	14.582			1:21.749		21	23.018	102.7	43.753	116.5	14.575			1:21.346	
6	23.591	97.4	44.121	119.2	14.679	106.0		1:22.391		22	22.936	103.3	43.922	116.7	14.767			1:21.625	
7	23.284	102.6	44.409	117.9	14.779	106.0		1:22.472		23	23.094	104.3	43.818	117.5	14.826	104.4		1:21.738	
8	23.070	102.1	44.276	117.7	14.637			1:21.983		24	23.023	101.3	46.154	112.8	14.954			1:24.131	
9	23.002	99.6	44.330	115.9	15.379			1:22.711		25	23.842	100.3	45.603	102.5	15.324	95.8		1:24.769	
10	23.863	95.1	44.182	119.0	14.521	104.9		1:22.566		26	23.614	104.3	44.888	116.1	14.821			1:23.323	
11	23.228	99.0	44.430	117.1	In			1:26.787	P	27	22.869	106.3	42.858	119.6	14.216	107.9		1:19.943	
12		99.1	44.968	113.5	14.917	105.0		2:31.799	P	28	22.625	104.0	42.796	119.4	14.157	105.0		1:19.578	
13	23.239	101.8	43.554	117.3	14.423	106.5		1:21.216		29	22.892	103.5	44.576	110.0	14.998			1:22.466	
14	22.855	105.4	42.866	118.8	14.309			1:20.030		30	24.180	99.3	44.447	116.1	14.673			1:23.300	
15	22.683	106.3	42.566	118.5	14.187	107.7		1:19.436		31	23.501	99.3	45.770	100.0	In			1:31.705	P
16	22.575	106.9	42.653	120.7	14.287			1:19.515		32									



Session Start: 18:00:42 - Finish: 19:31:07

Weather/Track Conditions: Cloud / Dry

Circuit: Donington Park National

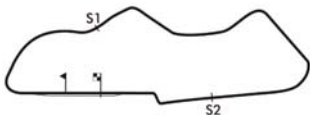
Track Length: 3.185 Km - 1.9791 miles

Donington Historic Festival - 28 - 30 Apr 2017

'1000km' for pre-73 Prototype, Touring and GT Cars

Race 10 - Sector Analysis

23 Perfetti-Rovelli (GT1)									Lotus Elan 26R GTi								
lap	Sect-1	Speed	Sect-2	Speed	Sect-3	Speed	TopSpeed	laptime pit	lap	Sect-1	Speed	Sect-2	Speed	Sect-3	Speed	Topspeed	laptime pit
1		89.1	48.290	114.9	15.379			1:33.552	33	23.768	103.7	44.364	115.3	14.618			1:22.750
2	24.080	100.7	45.291	115.3	15.031	101.4		1:24.402	34	23.831	102.1	44.982	111.1	15.460			1:24.273
3	24.104	99.9	44.799	116.1	15.381			1:24.284	35	24.069	103.2	43.973	116.5	14.828	102.2		1:22.870
4	24.760	100.3	44.162	115.9	14.903	102.2		1:23.825	36	24.594	99.4	44.454	115.7	15.448	102.0		1:24.496
5	23.948	105.1	44.620	114.9	14.971			1:23.539	37	24.330	99.4	44.749	115.9	14.926			1:24.005
6	24.140	96.9	44.977	114.9	15.357	96.2		1:24.474	38	24.786	100.7	44.065	116.7	14.854	102.5		1:23.705
7	24.810	92.3	45.356	115.5	15.466			1:25.632	39	24.023	103.5	45.945	116.5	15.450	94.2		1:25.418
8	24.259	94.8	45.190	114.3	14.916	101.1		1:24.365	40	24.492	99.6	45.646	116.5	14.820			1:24.958
9	23.808	106.4	48.485	114.3	15.328			1:27.621	41	23.927	102.6	44.264	116.7	15.740			1:23.931
10	24.896	102.3	44.872	113.4	15.743	92.5		1:25.511	42	23.729	102.1	43.753	117.3	14.641			1:22.123
11	24.814	102.4	44.235	114.5	15.014			1:24.063	43	23.814	102.3	44.712	116.3	16.449	100.9		1:24.975
12	24.194	97.6	44.680	108.4	15.237	101.6		1:24.111	44	25.741	98.7	45.013	116.7	14.644			1:25.398
13	24.560	90.9	46.459	114.7	14.825			1:25.844	45	23.736	102.6	44.212	116.3	14.815			1:22.763
14	23.790	101.8	45.069	113.9	15.104	100.8		1:23.963	46	23.830	104.0	44.505	115.9	In			1:28.212 P
15	24.398	104.1	46.591	114.9	15.134			1:26.123	47	Out	85.8	48.004	114.7	15.347	100.0		2:46.887 P
16	24.216	101.5	45.074	100.6	16.113	100.0		1:25.403	48	25.165	97.8	45.264	113.9	15.456			1:25.885
17	24.391	102.7	46.093	112.0	In			1:29.812 P	49	24.116	97.4	45.269	110.9	15.863	96.6		1:25.248
18	Out	91.2	47.174	112.0	15.822			2:26.519 P	50	25.088	102.7	44.335	111.1	15.641	99.0		1:25.064
19	24.262	96.9	45.545	116.1	15.334	101.6		1:25.141	51	24.199	103.5	45.024	116.1	15.366			1:24.589
20	24.066	99.4	45.982	115.3	15.294			1:25.342	52	25.000	102.6	44.178	114.5	16.016	100.8		1:25.194
21	24.260	97.0	44.826	115.5	15.273	101.7		1:24.359	53	24.108	103.3	45.462	115.7	15.264	100.8		1:24.834
22	24.108	99.4	45.317	116.5	14.901			1:24.326	54	24.369	101.8	44.410	116.1	15.144	101.7		1:23.923
23	23.812	98.4	45.216	115.7	15.155	103.4		1:24.183	55	23.475	105.9	44.399	117.1	15.079	100.9		1:22.953
24	23.861	99.4	44.653	116.1	15.155	101.9		1:23.669	56	24.344	103.5	43.936	115.3	15.693	99.5		1:23.973
25	24.350	95.9	44.799	115.7	14.832			1:23.981	57	24.551	101.2	44.637	116.5	14.955	102.3		1:24.143
26	23.709	102.0	45.007	117.5	15.293	97.4		1:24.009	58	24.604	100.2	44.002	116.5	14.947			1:23.553
27	25.196	96.5	45.548	115.3	14.937	102.5		1:25.681	59	23.805	103.8	44.019	115.9	15.306	101.3		1:23.130
28	23.971	101.2	44.613	115.3	15.097			1:23.681	60	25.148	98.6	44.969	112.2	15.712	101.6		1:25.829
29	23.689	102.3	44.443	115.5	15.757			1:23.889	61	24.087	104.9	43.696	116.5	15.364			1:23.147
30	23.984	99.7	46.121	112.4	15.318			1:25.423	62	24.186	105.4	45.313	112.6	15.478			1:24.977
31	23.986	102.0	44.503	115.5	15.006			1:23.495	63	23.804	103.0	44.697	114.9	15.626	101.4		1:24.127
32	23.921	101.8	44.485	113.0	15.763			1:24.169	64								



Session Start: 18:00:42 - Finish: 19:31:07

Weather/Track Conditions: Cloud / Dry

Circuit: Donington Park National

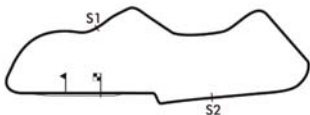
Track Length: 3.185 Km - 1.9791 miles

Donington Historic Festival - 28 - 30 Apr 2017

'1000km' for pre-73 Prototype, Touring and GT Cars

Race 10 - Sector Analysis

43 Till Bechtolsheimer (P3)									Chevron B8											
lap	Sect-1	Speed	Sect-2	Speed	Sect-3	Speed	TopSpeed	laptime	pit	lap	Sect-1	Speed	Sect-2	Speed	Sect-3	Speed	Topspeed	laptime	pit	
1		94.6	53.634	110.2	15.762			1:37.068		33	22.978	103.2	43.562	118.1	14.265	106.7		1:20.805		
2	23.782	104.6	43.378	119.8	14.880	104.7		1:22.040		34	22.726	101.0	41.955	123.3	14.395			1:19.076		
3	23.380	99.6	43.254	116.1	14.846	106.0		1:21.480		35	22.531	105.4	41.654	121.1	14.342	106.5		1:18.527		
4	23.132	102.7	42.509	117.5	14.710	107.9		1:20.351		36	22.758	107.3	42.194	122.9	14.171			1:19.123		
5	22.938	104.3	42.565	112.4	15.126	107.7		1:20.629		37	22.801	105.1	41.843	122.4	14.041	106.9		1:18.685		
6	23.328	104.9	42.746	112.0	14.921			1:20.995		38	22.732	106.1	41.978	122.4	14.228			1:18.938		
7	23.146	100.9	43.513	118.8	14.470			1:21.129		39	22.700	107.4	41.831	122.2	14.342	105.7		1:18.873		
8	22.778	103.5	42.863	118.5	15.441	106.0		1:21.082		40	22.292	110.0	42.070	120.7	14.722	105.4		1:19.084		
9	23.883	95.8	44.074	117.9	14.425			1:22.382		41	22.806	105.4	42.107	120.7	14.503			1:19.416		
10	22.960	104.6	42.492	116.3	14.521			1:19.973		42	22.489	107.3	41.787	122.6	14.065			1:18.341		
11	23.096	105.9	41.943	118.5	14.644			1:19.683		43	22.751	108.3	41.763	122.6	14.053	107.6		1:18.567		
12	22.817	108.3	42.463	116.1	14.897			1:20.177		44	23.092	106.1	41.752	116.3	14.598			1:19.442		
13	23.108	101.8	42.163	115.9	14.456	109.0		1:19.727		45	22.670	108.3	41.928	121.8	14.168			1:18.766		
14	22.612	108.6	42.014	113.9	14.525	108.4		1:19.151		46	22.541	111.7	42.017	121.1	14.230	107.7		1:18.788		
15	22.598	106.6	42.004	120.0	14.954	106.2		1:19.556		47	22.356	107.9	41.948	122.2	14.325			1:18.629		
16	22.463	105.8	41.954	124.0	14.792			1:19.209		48	22.531	110.6	41.611	122.9	14.113	107.4		1:18.255		
17	22.928	105.8	42.113	121.3	14.562	109.7		1:19.603		49	22.591	104.9	41.847	122.0	14.324			1:18.762		
18	22.576	106.8	41.898	117.9	14.763	107.2		1:19.237		50	22.736	107.3	41.727	116.5	In			1:24.305	P	
19	23.459	104.8	41.834	123.3	14.897	106.0		1:20.190		51	Out	103.2	42.207	119.6	14.482	105.5		2:16.358	P	
20	22.596	106.4	42.042	123.5	14.617			1:19.255		52	22.667	108.3	41.847	121.3	14.175	106.5		1:18.689		
21	22.839	106.4	41.712	121.1	14.442	108.1		1:18.993		53	22.791	106.4	42.728	113.4	14.568			1:20.087		
22	22.870	106.6	41.946	121.8	14.552			1:19.368		54	22.922	107.8	44.656	118.1	14.168			1:21.746		
23	22.691	104.0	42.412	122.0	14.312	106.4		1:19.415		55	24.004	94.7	43.636	106.9	15.178			1:22.818		
24	22.624	110.2	41.959	122.2	14.144			1:18.727		56	23.250	106.3	42.607	108.6	14.545			1:20.402		
25	22.896	104.6	41.911	121.5	14.319	106.0		1:19.126		57	23.021	110.0	42.912	110.6	14.492			1:20.425		
26	22.606	107.9	42.207	120.7	14.397	106.5		1:19.210		58	23.058	112.4	42.199	109.8	14.661	106.7		1:19.918		
27	22.756	109.0	42.172	110.0	In			1:26.539	P	59	22.793	106.3	42.523	112.8	14.697	105.7		1:20.013		
28	Out	98.8	43.364	115.3	14.772	105.2		6:47.158	P	60	23.045	105.9	42.425	113.2	14.561	106.0		1:20.031		
29	22.744	105.6	42.089	111.8	14.972			1:19.805		61	22.529	108.3	41.950	120.7	14.181			1:18.660		
30	22.720	106.9	41.803	120.7	14.345			1:18.868		62	22.784	105.8	41.846	117.1	13.940	107.0		1:18.570		
31	22.523	110.0	41.470	123.1	14.203			1:18.196		63	22.531	109.2	41.768	123.3	14.074	107.0		1:18.373		
32	22.494	107.8	41.508	117.9	14.384			1:18.386		64										



Session Start: 18:00:42 - Finish: 19:31:07

Weather/Track Conditions: Cloud / Dry

Circuit: Donington Park National

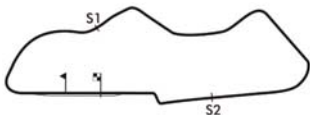
Track Length: 3.185 Km - 1.9791 miles

Donington Historic Festival - 28 - 30 Apr 2017

'1000km' for pre-73 Prototype, Touring and GT Cars

Race 10 - Sector Analysis

46 Wright-Wolfe (P2)									Ford GT40										
lap	Sect-1	Speed	Sect-2	Speed	Sect-3	Speed	TopSpeed	laptime	pit	lap	Sect-1	Speed	Sect-2	Speed	Sect-3	Speed	Topspeed	laptime	pit
1		103.5	43.180	124.5	15.203	107.9		1:24.395		35	23.023	102.3	42.642	126.6	In			1:23.564	P
2	23.189	108.1	42.530	125.9	14.147			1:19.866		36	Out	105.9	42.230	127.8	14.497	111.8		2:23.446	P
3	23.114	105.1	42.276	126.3	15.168			1:20.558		37	22.031	111.1	41.434	129.5	14.345			1:17.810	
4	23.165	106.8	42.478	124.2	14.072	111.3		1:19.715		38	22.768	112.0	41.490	129.2	14.358	111.1		1:18.616	
5	22.928	108.8	42.101	127.0	14.092			1:19.121		39	22.177	115.8	40.868	130.0	14.273	112.6		1:17.318	
6	22.561	112.2	41.881	125.9	14.041	109.0		1:18.483		40	22.236	116.8	41.018	128.5	13.966	114.7		1:17.220	
7	23.075	104.3	43.068	127.8	14.446	108.3		1:20.589		41	21.750	115.3	41.002	129.7	13.812	114.9		1:16.564	
8	23.094	111.5	42.954	124.9	14.119			1:20.167		42	21.801	114.5	40.875	129.5	14.418			1:17.094	
9	23.242	106.1	43.221	126.3	14.082	115.1		1:20.545		43	21.930	110.8	40.698	131.3	13.701	114.9		1:16.329	
10	22.752	106.9	42.912	125.2	14.665			1:20.329		44	21.928	114.1	40.817	131.5	13.875	114.5		1:16.620	
11	23.489	105.6	44.720	126.3	14.208			1:22.417		45	21.980	109.2	40.507	131.8	13.618			1:16.105	
12	22.868	109.0	42.564	127.0	14.656	113.5		1:20.088		46	21.751	110.0	40.471	133.1	14.267	113.2		1:16.489	
13	24.157	102.0	42.200	131.0	14.104			1:20.461		47	22.284	110.9	41.285	128.7	13.925			1:17.494	
14	22.659	105.1	42.383	126.3	14.100			1:19.142		48	21.622	111.5	40.818	131.8	13.611			1:16.051	
15	22.681	107.3	41.934	128.7	14.702	113.4		1:19.317		49	21.677	112.4	41.253	130.7	13.761			1:16.691	
16	22.662	110.9	43.924	127.8	14.632	112.8		1:21.218		50	21.568	117.2	49.067	129.7	13.724	113.5		1:24.359	
17	22.607	104.9	42.032	128.3	14.108			1:18.747		51	21.879	112.0	40.555	131.0	13.687			1:16.121	
18	22.639	108.6	42.296	129.0	14.285			1:19.220		52	21.943	114.7	40.722	131.0	In			1:19.298	P
19	22.851	105.9	41.978	126.6	14.265	114.1		1:19.094		53	Out	105.1	40.810	129.0	13.642			2:03.589	P
20	22.481	109.7	41.551	129.7	14.554	115.1		1:18.586		54	21.742	118.7	40.456	131.0	13.660			1:15.858	
21	22.575	106.4	42.350	125.4	13.958			1:18.883		55	21.647	118.9	40.457	132.0	13.822	113.2		1:15.926	
22	23.547	99.4	41.778	126.6	14.039	112.6		1:19.364		56	21.704	119.5	40.632	130.7	13.589	114.3		1:15.925	
23	22.406	107.9	41.953	125.9	14.346			1:18.705		57	22.067	115.8	41.045	128.0	13.650			1:16.762	
24	22.544	110.8	41.807	125.9	14.643			1:18.994		58	22.211	114.5	40.686	130.7	13.616			1:16.513	
25	22.792	108.5	42.314	124.5	14.463			1:19.569		59	21.851	117.2	40.298	131.5	13.611			1:15.760	
26	22.512	109.0	42.263	126.6	14.119			1:18.894		60	21.689	114.9	40.881	130.5	13.813			1:16.383	
27	22.227	114.1	41.937	126.3	14.415	111.5		1:18.579		61	21.737	114.7	41.065	131.3	13.683	115.9		1:16.485	
28	22.649	113.5	42.174	126.3	14.200			1:19.023		62	21.893	114.7	40.743	132.3	14.062			1:16.698	
29	22.778	109.0	42.604	124.5	14.285	110.0		1:19.667		63	21.887	114.7	41.068	129.7	13.739			1:16.694	
30	22.635	102.0	43.475	125.4	14.050			1:20.160		64	21.665	112.4	40.817	129.7	13.503			1:15.985	
31	22.871	104.9	43.236	124.9	14.255			1:20.362		65	21.720	116.8	40.605	130.5	13.632			1:15.957	
32	22.820	110.4	42.442	125.6	14.117			1:19.379		66	21.949	111.5	41.115	130.7	13.787	114.9		1:16.851	
33	22.979	108.5	42.422	125.9	14.039			1:19.440		67	22.282	108.3	41.073	130.0	13.639	114.5		1:16.994	
34	22.775	105.3	42.201	127.5	13.880			1:18.856		68	22.281	113.7	41.039	130.0	13.691			1:17.011	



Session Start: 18:00:42 - Finish: 19:31:07

Weather/Track Conditions: Cloud / Dry

Circuit: Donington Park National

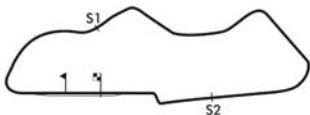
Track Length: 3.185 Km - 1.9791 miles

Donington Historic Festival - 28 - 30 Apr 2017

'1000km' for pre-73 Prototype, Touring and GT Cars

Race 10 - Sector Analysis

51 Karsten Le Blanc (P2)									Ford GT40											
lap	Sect-1	Speed	Sect-2	Speed	Sect-3	Speed	TopSpeed	laptime	pit	lap	Sect-1	Speed	Sect-2	Speed	Sect-3	Speed	Topspeed	laptime	pit	
1		86.7	45.641	125.9	14.845			1:28.685		35	22.910	102.7	42.155	124.9	14.606	110.6		1:19.671		
2	23.498	94.7	43.340	125.6	15.145	110.6		1:21.983		36	22.498	106.1	41.882	129.7	14.676	109.1		1:19.056		
3	24.995	90.2	43.916	125.2	14.781			1:23.692		37	22.824	104.8	42.728	126.6	14.539			1:20.091		
4	23.969	93.0	43.562	128.3	15.165	109.8		1:22.696		38	23.230	94.3	41.985	128.7	15.644	109.7		1:20.859		
5	23.537	91.9	43.231	131.3	14.729	109.3		1:21.497		39	22.865	100.3	42.163	125.6	14.985			1:20.013		
6	22.943	104.6	42.887	119.4	15.306	102.6		1:21.136		40	23.738	101.8	42.751	126.3	15.108	106.4		1:21.597		
7	23.005	105.6	42.355	126.6	14.759	109.0		1:20.119		41	23.161	99.7	42.612	125.2	14.698	110.9		1:20.471		
8	22.854	105.9	42.375	126.1	14.828			1:20.057		42	22.758	103.2	42.084	127.3	14.640	111.5		1:19.482		
9	23.669	102.3	43.334	126.3	14.909			1:21.912		43	22.879	105.4	42.121	128.7	14.916	108.1		1:19.916		
10	22.983	105.6	43.200	126.3	15.065			1:21.248		44	22.891	102.1	41.893	126.8	14.790			1:19.574		
11	23.408	101.3	42.600	121.8	15.184	104.1		1:21.192		45	22.909	102.6	42.187	128.3	14.705	105.2		1:19.801		
12	23.148	104.1	42.614	123.8	14.728			1:20.490		46	23.593	99.6	42.783	122.4	15.202	109.3		1:21.578		
13	22.819	106.9	42.469	126.1	14.799	109.5		1:20.087		47	23.005	100.2	42.465	124.5	14.833	107.4		1:20.303		
14	22.928	105.1	42.312	124.2	15.027			1:20.267		48	22.972	95.8	43.015	123.5	14.870	106.4		1:20.857		
15	22.785	107.8	41.989	123.8	14.906			1:19.680		49	22.854	105.3	41.892	125.6	14.696	106.2		1:19.442		
16	22.824	107.9	41.911	128.3	14.769			1:19.504		50	22.858	103.5	42.326	125.6	14.796			1:19.980		
17	22.679	102.7	42.269	128.3	14.559			1:19.507		51	22.535	103.0	42.127	123.8	15.050	107.4		1:19.712		
18	22.410	107.3	42.151	126.1	14.918			1:19.479		52	22.882	104.5	42.438	124.7	14.664	111.1		1:19.984		
19	22.793	105.9	42.433	128.0	14.538			1:19.764		53	24.259	93.5	42.588	127.0	14.772	110.0		1:21.619		
20	22.390	108.1	42.638	126.1	15.685	109.5		1:20.713		54	23.696	103.5	41.845	125.4	15.147			1:20.688		
21	22.779	104.9	42.327	125.2	14.876	109.8		1:19.982		55	23.687	101.6	42.264	125.9	14.761			1:20.712		
22	23.139	104.0	42.465	119.4	15.548	100.0		1:21.152		56	22.939	100.6	42.616	122.0	14.768			1:20.323		
23	23.440	103.8	42.205	123.1	15.017			1:20.662		57	22.735	103.8	41.648	127.5	14.550	110.2		1:18.933		
24	22.795	101.6	42.384	124.5	14.949			1:20.128		58	23.177	105.8	41.769	124.2	14.693	110.2		1:19.639		
25	22.855	103.8	42.392	128.3	14.608			1:19.855		59	22.704	108.8	41.500	126.3	14.636	111.8		1:18.840		
26	22.654	103.7	42.240	127.8	14.750	107.0		1:19.644		60	22.442	107.3	41.552	127.0	14.644			1:18.638		
27	22.872	104.5	43.084	125.4	15.024			1:20.980		61	22.596	98.7	42.368	126.6	In			1:24.283	P	
28	22.822	104.3	42.910	127.8	14.838			1:20.570		62	Out	88.8	43.832	125.6	In			2:20.615	P	
29	22.788	105.3	42.156	128.5	14.927			1:19.871		63	Out	93.2	42.808	125.9	15.870	108.1		2:12.227	P	
30	22.990	95.6	42.644	125.9	14.742	109.7		1:20.376		64	22.988	102.1	42.057	124.2	14.898			1:19.943		
31	22.793	105.3	42.018	126.1	16.069	108.1		1:20.880		65	22.692	107.6	41.914	127.0	14.872	108.8		1:19.478		
32	23.089	102.9	42.224	128.0	14.795	109.5		1:20.108		66	22.599	101.6	41.964	127.5	14.681	105.7		1:19.244		
33	22.838	104.3	42.006	129.0	14.633			1:19.477		67	30.523	73.4	58.695	75.1	In			2:00.359	P	
34	23.416	97.6	42.139	126.1	14.844			1:20.399		68										



Session Start: 18:00:42 - Finish: 19:31:07

Weather/Track Conditions: Cloud / Dry

Circuit: Donington Park National

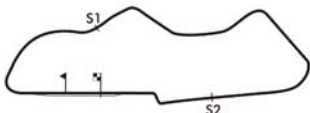
Track Length: 3.185 Km - 1.9791 miles

Donington Historic Festival - 28 - 30 Apr 2017

'1000km' for pre-73 Prototype, Touring and GT Cars

Race 10 - Sector Analysis

72 Jamie Boot (P4)										Chevron B16										
lap	Sect-1	Speed	Sect-2	Speed	Sect-3	Speed	TopSpeed	laptime	pit	lap	Sect-1	Speed	Sect-2	Speed	Sect-3	Speed	Topspeed	laptime	pit	
1		94.6	44.552	119.4	14.944			1:27.350		35	22.808	109.2	42.893	120.5	14.051			1:19.752		
2	24.113	101.2	42.980	119.2	14.542			1:21.635		36	22.602	107.8	42.542	121.1	13.970	107.4		1:19.114		
3	22.975	109.7	42.701	119.0	14.313	105.0		1:19.989		37	22.508	110.9	42.343	120.5	14.030			1:18.881		
4	22.950	106.9	42.397	120.2	13.939			1:19.286		38	22.770	107.8	42.352	120.0	14.304			1:19.426		
5	22.658	109.7	42.137	120.5	14.022	105.9		1:18.817		39	23.017	107.1	42.421	119.0	14.108			1:19.546		
6	22.718	109.7	42.458	120.2	14.055			1:19.231		40	23.242	109.2	42.221	120.2	14.365			1:19.828		
7	22.490	112.6	42.135	121.5	14.036	106.7		1:18.661		41	23.609	102.4	42.783	119.6	14.210			1:20.602		
8	22.630	109.2	42.600	121.3	14.078			1:19.308		42	23.017	108.6	42.344	119.6	14.054			1:19.415		
9	22.743	104.8	43.196	121.8	14.347			1:20.286		43	22.735	108.8	42.640	120.0	14.172	106.9		1:19.547		
10	22.920	105.1	42.361	121.8	14.905			1:20.186		44	22.708	108.5	42.175	120.0	In			1:23.688	P	
11	22.926	105.9	43.605	119.8	13.987			1:20.518		45	Out	106.3	42.668	119.6	14.337	104.9		2:46.971	P	
12	22.768	112.0	42.701	118.8	15.444	105.0		1:20.913		46	22.807	109.5	42.266	119.6	14.112			1:19.185		
13	23.267	105.9	42.245	120.7	13.934			1:19.446		47	22.856	109.5	42.691	119.6	14.067			1:19.614		
14	22.751	109.9	42.575	119.6	14.322			1:19.648		48	22.676	109.2	42.921	120.2	13.953			1:19.550		
15	22.861	105.8	42.389	119.6	15.081			1:20.331		49	22.444	110.2	43.117	122.9	13.876	107.0		1:19.437		
16	22.695	113.5	43.410	120.2	13.819			1:19.924		50	22.537	106.6	42.229	121.1	14.071	106.2		1:18.837		
17	22.434	108.8	42.466	120.9	14.186			1:19.086		51	22.659	111.5	42.223	120.0	14.084	106.2		1:18.966		
18	22.641	110.4	42.051	120.2	13.888			1:18.580		52	22.617	111.1	41.996	121.1	13.795			1:18.408		
19	22.761	108.6	42.145	119.8	13.987			1:18.893		53	22.892	109.0	42.642	119.4	14.202			1:19.736		
20	22.749	110.2	42.045	119.4	13.823	106.9		1:18.617		54	22.787	108.8	42.140	121.1	14.238			1:19.165		
21	22.650	110.0	42.201	119.8	13.804	107.6		1:18.655		55	22.479	110.4	41.755	121.1	13.829	107.9		1:18.063		
22	22.354	110.8	42.349	120.9	14.039			1:18.742		56	22.452	109.5	41.977	122.2	13.958	107.9		1:18.387		
23	22.890	109.3	41.952	120.0	14.152	106.2		1:18.994		57	22.603	104.0	42.452	120.7	14.797	107.2		1:19.852		
24	22.831	111.5	42.328	120.5	13.893	106.2		1:19.052		58	22.413	108.3	41.525	121.8	13.816			1:17.754		
25	22.731	109.2	42.195	119.4	14.048			1:18.974		59	22.472	109.5	41.828	120.9	13.932			1:18.232		
26	22.550	108.8	42.396	119.6	13.818	107.7		1:18.764		60	22.569	109.9	41.738	121.3	14.133			1:18.440		
27	22.431	110.2	42.155	119.6	13.929			1:18.515		61	22.717	106.8	42.813	120.7	14.300	104.7		1:19.830		
28	22.694	109.5	42.196	119.8	14.003			1:18.893		62	22.659	112.2	42.226	119.2	14.335	105.2		1:19.220		
29	22.906	109.9	42.537	120.0	14.078	106.4		1:19.521		63	22.669	110.6	42.355	119.2	14.242			1:19.266		
30	22.604	112.0	42.331	120.9	15.406			1:20.341		64	22.861	105.6	42.600	120.5	14.047			1:19.508		
31	22.826	108.8	42.457	120.5	In			1:24.378	P	65	22.737	105.1	42.147	120.2	13.930			1:18.814		
32	Out	104.9	42.408	120.5	13.892			2:40.120	P	66	22.472	112.0	41.762	122.2	13.843			1:18.077		
33	22.614	104.5	41.839	122.0	13.772	107.4		1:18.225		67	22.704	109.3	41.373	122.2	13.834			1:17.911		
34	22.584	105.1	42.196	122.0	14.130			1:18.910		68										



Session Start: 18:00:42 - Finish: 19:31:07

Weather/Track Conditions: Cloud / Dry

Circuit: Donington Park National

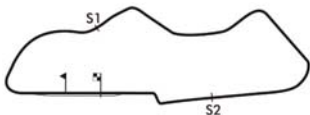
Track Length: 3.185 Km - 1.9791 miles

Donington Historic Festival - 28 - 30 Apr 2017

'1000km' for pre-73 Prototype, Touring and GT Cars

Race 10 - Sector Analysis

80 Mursall-Mursall (TC3)									BMW CSL 3.0										
lap	Sect-1	Speed	Sect-2	Speed	Sect-3	Speed	TopSpeed	laptime	pit	lap	Sect-1	Speed	Sect-2	Speed	Sect-3	Speed	Topspeed	laptime	pit
1		92.3	47.612	114.3	15.077			1:32.318		33	23.710	106.3	46.772	113.9	15.750	100.8		1:26.232	
2	23.880	108.6	44.529	114.3	14.741			1:23.150		34	23.766	103.2	45.410	112.2	15.199	101.3		1:24.375	
3	23.517	111.7	44.069	114.7	14.885	101.3		1:22.471		35	24.105	102.0	46.452	113.7	14.766			1:25.323	
4	23.479	109.7	43.446	115.7	14.416	103.1		1:21.341		36	23.735	97.6	45.018	112.6	15.028			1:23.781	
5	23.292	109.9	43.869	116.3	14.741			1:21.902		37	24.448	74.6	46.268	113.0	14.744			1:25.460	
6	23.221	111.7	43.904	116.3	15.055			1:22.180		38	23.857	105.1	46.878	112.6	15.167	101.1		1:25.902	
7	23.087	112.2	43.828	115.7	15.115			1:22.030		39	23.791	105.3	45.474	111.3	15.482			1:24.747	
8	23.234	115.5	44.060	115.7	14.556	104.6		1:21.850		40	23.800	99.0	44.744	113.7	15.088	100.8		1:23.632	
9	23.277	109.9	44.077	116.7	14.922			1:22.276		41	23.924	99.0	44.693	112.8	14.925			1:23.542	
10	24.010	102.9	44.647	116.1	14.573			1:23.230		42	23.769	102.7	47.332	109.3	15.528	100.9		1:26.629	
11	23.264	114.7	46.532	113.7	14.548			1:24.344		43	23.698	107.1	44.791	113.4	In			1:28.359	P
12	23.395	114.5	43.458	114.9	14.732	101.4		1:21.585		44	Out	94.6	45.737	112.6	15.030			2:17.240	P
13	23.185	112.8	43.165	116.3	14.661		1:21.011			45	23.894	109.2	44.114	114.3	14.606	103.7		1:22.614	
14	23.366	111.7	44.296	115.3	14.622			1:22.284		46	23.600	98.0	45.464	112.2	14.568			1:23.632	
15	23.447	109.7	43.957	114.7	14.549	103.4		1:21.953		47	23.825	106.4	47.287	113.4	14.639			1:25.751	
16	23.708	104.3	45.901	114.3	15.032			1:24.641		48	25.095	104.3	44.676	111.8	14.655	104.6		1:24.426	
17	23.767	103.3	44.446	114.3	14.744	103.9		1:22.957		49	23.165	110.8	44.063	114.9	14.800			1:22.028	
18	23.557	105.3	43.672	114.9	14.681			1:21.910		50	24.097	99.1	46.086	114.9	14.699	104.2		1:24.882	
19	23.861	104.9	44.624	115.5	14.599	103.4		1:23.084		51	24.932	109.3	43.644	114.9	14.579			1:23.155	
20	23.454	112.0	43.517	114.7	14.631			1:21.602		52	25.602	100.9	48.006	107.9	16.428	97.4		1:30.036	
21	23.450	107.8	43.421	114.7	14.338	102.2		1:21.209		53	24.293	108.5	45.470	113.5	15.167			1:24.930	
22	24.456	100.0	43.813	114.5	In			1:26.787	P	54	24.286	109.0	46.001	113.2	15.074	101.4		1:25.361	
23	Out	100.9	46.733	112.6	15.699			2:12.177	P	55	23.894	108.8	45.684	111.8	15.265	103.9		1:24.843	
24	25.020	92.9	47.747	105.2	15.950			1:28.717		56	23.551	110.2	44.503	114.1	15.150			1:23.204	
25	24.109	103.3	45.676	113.7	15.330	99.6		1:25.115		57	23.728	108.3	43.935	114.3	14.648			1:22.311	
26	24.116	99.6	45.594	114.1	15.393	101.6		1:25.103		58	23.823	111.5	43.964	114.5	15.519	99.6		1:23.306	
27	24.394	95.2	46.709	112.4	15.518			1:26.621		59	23.977	104.8	44.779	114.1	15.574	102.8		1:24.330	
28	24.515	100.3	46.430	112.0	16.017			1:26.962		60	25.425	98.8	44.575	114.1	14.641	101.6		1:24.641	
29	24.737	100.6	47.724	112.6	15.362	101.1		1:27.823		61	24.839	109.7	44.473	114.7	15.063	102.8		1:24.375	
30	24.537	100.4	45.975	112.2	16.223	100.3		1:26.735		62	23.853	108.1	45.776	114.9	15.170	103.3		1:24.799	
31	23.739	102.9	45.494	113.4	15.129	101.6		1:24.362		63	23.396	112.2	44.047	115.1	14.742	104.2		1:22.185	
32	23.901	110.6	44.831	113.4	15.240	101.9		1:23.972		64	25.797	96.6	46.692	113.2	15.256	99.0		1:27.745	



Session Start: 18:00:42 - Finish: 19:31:07

Weather/Track Conditions: Cloud / Dry

Circuit: Donington Park National

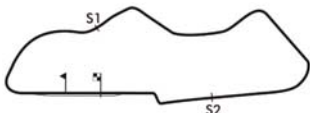
Track Length: 3.185 Km - 1.9791 miles

Donington Historic Festival - 28 - 30 Apr 2017

'1000km' for pre-73 Prototype, Touring and GT Cars

Race 10 - Sector Analysis

81 Beighton-Greensall (P6)									Lola T70 Mk3B											
lap	Sect-1	Speed	Sect-2	Speed	Sect-3	Speed	TopSpeed	laptime	pit	lap	Sect-1	Speed	Sect-2	Speed	Sect-3	Speed	Topspeed	laptime	pit	
1		103.0	41.519	133.9	14.184	117.3		1:19.711		38	20.981	110.2	39.740	134.7	In			1:20.284	P	
2	21.467	111.5	40.809	131.5	13.854		1:16.130			39	Out	108.3	39.781	141.2	13.495			2:25.537	P	
3	21.617	113.3	39.997	133.9	13.774		1:15.388			40	20.655	122.5	38.113	142.4	12.943	125.4		1:11.711		
4	21.264	117.2	40.013	134.7	13.559		1:14.836			41	20.265	122.7	37.862	142.7	12.722			1:10.849		
5	21.144	113.0	39.897	135.2	13.341	119.6		1:14.382		42	21.234	105.6	38.192	145.1	12.748			1:12.174		
6	20.799	116.6	39.352	135.7	13.249	117.7		1:13.400		43	21.538	116.6	38.406	142.1	12.745			1:12.689		
7	21.207	114.5	40.279	132.3	13.803	116.1		1:15.289		44	20.697	120.6	38.796	143.6	12.973	123.8		1:12.466		
8	21.172	113.7	39.420	135.5	13.465		1:14.057			45	21.395	119.1	37.929	144.8	12.780	127.0		1:12.104		
9	21.231	108.6	39.007	135.7	13.180		1:13.418			46	20.089	120.1	37.306	146.7	13.135			1:10.530		
10	20.795	118.5	38.853	134.7	13.387		1:13.035			47	20.128	123.6	37.453	143.3	12.678	123.8		1:10.259		
11	20.998	118.3	38.788	137.7	13.460	117.7		1:13.246		48	20.717	122.5	37.755	144.2	12.720	127.0		1:11.192		
12	21.349	115.5	38.674	136.9	13.326	117.7		1:13.349		49	20.215	118.3	37.485	145.1	12.744	126.6		1:10.444		
13	21.016	116.2	38.615	138.3	13.046	120.2		1:12.677		50	20.020	123.4	37.112	145.4	12.569	128.7		1:09.701		
14	20.964	113.0	39.273	137.7	13.095		1:13.332			51	19.964	124.8	37.660	134.7	13.998			1:11.622		
15	20.836	117.9	38.458	136.3	13.155	120.2		1:12.449		52	20.204	123.9	37.865	143.9	12.800			1:10.869		
16	20.686	114.9	39.070	136.6	13.083	119.8		1:12.839		53	20.303	116.4	38.381	142.7	12.733			1:11.417		
17	20.766	113.5	39.318	137.1	13.820		1:13.904			54	19.975	121.9	37.339	144.5	12.493	128.0		1:09.807		
18	20.705	118.7	38.532	138.5	13.054	120.7		1:12.291		55	19.899	123.0	39.413	144.5	12.531	128.5		1:11.843		
19	20.600	116.6	38.624	138.0	13.016	120.5		1:12.240		56	19.989	123.2	37.206	146.7	12.538	128.5		1:09.733		
20	20.441	119.7	38.419	139.4	12.966	119.8		1:11.826		57	20.006	123.0	37.351	144.2	12.533			1:09.890		
21	20.457	116.0	38.900	138.0	13.238		1:12.595			58	20.031	120.4	37.507	144.5	12.641	127.8		1:10.179		
22	20.531	118.3	38.450	136.0	14.162	120.9		1:13.143		59	20.030	122.5	37.134	146.1	14.112			1:11.276		
23	20.638	118.5	38.108	137.7	12.984	120.0		1:11.730		60	20.632	118.3	37.923	144.5	12.645	129.0		1:11.200		
24	20.349	119.1	38.717	137.1	13.082		1:12.148			61	19.986	122.1	37.172	147.0	12.703	127.5		1:09.861		
25	20.575	117.9	38.628	137.4	13.135		1:12.338			62	19.885	124.3	37.436	145.1	12.587			1:09.908		
26	20.510	114.9	38.928	135.7	13.069	120.5		1:12.507		63	19.877	124.3	37.215	145.7	12.521			1:09.613		
27	20.560	118.3	38.275	134.4	13.120		1:11.955			64	19.980	121.2	38.357	143.9	12.953	128.5		1:11.290		
28	20.540	120.4	38.846	141.5	13.255	117.7		1:12.641		65	19.829	122.7	37.145	145.7	12.474			1:09.448		
29	20.454	123.0	39.081	129.7	13.695		1:13.230			66	19.931	121.0	38.371	138.8	In			1:14.706	P	
30	20.694	121.4	38.447	134.9	13.195		1:12.336			67	Out	116.6	38.007	144.5	12.713	128.5		2:08.051	P	
31	20.443	122.7	38.724	136.6	12.940	124.9		1:12.107		68	20.892	118.9	38.144	143.6	13.523	124.9		1:12.559		
32	20.148	122.7	38.678	139.1	13.210		1:12.036			69	20.207	121.7	38.428	119.2	13.943	110.9		1:12.578		
33	20.366	119.3	37.751	142.4	12.679	126.1		1:10.796		70	22.046	111.5	39.767	123.1	13.936	106.2		1:15.749		
34	20.854	114.1	39.539	137.1	12.958	119.4		1:13.351		71	22.123	115.8	40.515	114.7	14.607	102.2		1:17.245		
35	20.679	120.8	38.680	140.6	13.763	117.5		1:13.122		72	23.278	99.7	42.242	102.8	15.493	92.2		1:21.013		
36	20.488	117.7	38.420	137.7	12.945		1:11.853			73	24.361	99.3	44.457	101.1	15.452			1:24.270		
37	20.593	117.2	38.801	137.4	13.061		1:12.455			74										



Session Start: 18:00:42 - Finish: 19:31:07

Weather/Track Conditions: Cloud / Dry

Circuit: Donington Park National

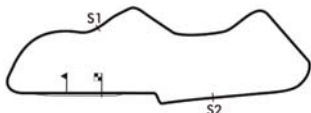
Track Length: 3.185 Km - 1.9791 miles

Donington Historic Festival - 28 - 30 Apr 2017

'1000km' for pre-73 Prototype, Touring and GT Cars

Race 10 - Sector Analysis

146 Michael Whitaker (P2)									Lola T70 Mk2										
lap	Sect-1	Speed	Sect-2	Speed	Sect-3	Speed	TopSpeed	laptime	pit	lap	Sect-1	Speed	Sect-2	Speed	Sect-3	Speed	Topspeed	laptime	pit
1		103.3	42.350	140.0	13.920	118.8		1:20.728		36	22.024	101.8	40.714	143.3	13.702	124.0		1:16.440	
2	21.961	111.8	40.809	136.3	14.085			1:16.855		37	21.412	99.9	41.042	143.9	13.767			1:16.221	
3	21.952	107.3	40.909	137.7	14.146	120.2		1:17.007		38	22.907	101.0	39.882	143.9	14.029			1:16.818	
4	21.770	105.6	41.021	139.4	13.976	116.9		1:16.767		39	21.835	104.0	40.201	140.9	14.138			1:16.174	
5	22.058	105.8	40.824	133.3	13.754	120.9		1:16.636		40	22.766	97.0	40.450	144.2	13.679			1:16.895	
6	21.827	109.7	40.315	141.8	14.069			1:16.211		41	22.097	106.3	39.677	143.3	13.738			1:15.512	
7	21.954	109.2	40.719	134.7	14.043			1:16.716		42	21.929	105.9	39.638	142.4	13.654	126.6		1:15.221	
8	21.940	107.1	40.490	139.4	13.986			1:16.416		43	21.759	111.1	40.335	143.3	13.912			1:16.006	
9	22.031	111.7	40.397	140.3	14.709			1:17.137		44	21.682	106.8	39.583	144.8	14.264			1:15.529	
10	22.305	101.0	40.912	140.3	14.186	122.4		1:17.403		45	21.817	108.1	39.693	143.3	14.004			1:15.514	
11	22.004	104.8	41.039	129.7	In			1:22.863	P	46	21.848	103.3	40.253	144.5	14.143	123.1		1:16.244	
12	Out	95.6	41.393	140.9	13.778			3:13.110	P	47	21.898	107.1	39.697	142.4	14.491			1:16.086	
13	21.964	98.0	41.071	142.4	13.832			1:16.867		48	21.586	105.9	40.768	144.2	14.228			1:16.582	
14	21.978	106.3	39.620	143.3	13.631	123.1		1:15.229		49	22.340	107.3	39.909	140.9	14.290			1:16.539	
15	21.466	108.3	41.291	141.5	13.887			1:16.644		50	22.349	105.3	40.077	141.8	14.235	122.2		1:16.661	
16	21.512	109.3	39.906	142.4	13.833			1:15.251		51	21.740	107.4	40.346	141.2	13.962			1:16.048	
17	22.746	104.3	40.568	139.7	14.410			1:17.724		52	21.568	104.1	39.408	142.4	14.157	116.1		1:15.133	
18	21.851	104.6	39.943	143.3	13.952			1:15.746		53	22.309	104.3	40.616	137.7	In			1:22.461	P
19	21.822	101.6	39.964	141.2	14.110	122.0		1:15.896		54	Out	94.4	41.184	140.6	13.993			2:34.034	P
20	21.863	109.0	39.901	140.0	14.339	121.1		1:16.103		55	22.045	100.7	41.018	139.1	13.989			1:17.052	
21	21.663	107.6	39.734	140.0	14.186	122.0		1:15.583		56	22.644	102.1	40.876	144.5	14.036			1:17.556	
22	21.368	109.2	39.904	143.3	13.669			1:14.941		57	21.940	106.1	39.970	142.7	14.187	122.6		1:16.097	
23	21.704	110.2	40.072	140.9	14.067			1:15.843		58	21.933	107.3	40.143	142.7	14.290	120.7		1:16.366	
24	22.049	104.3	40.484	138.0	14.106	120.0		1:16.639		59	21.644	105.8	40.895	132.5	14.509	123.3		1:17.048	
25	21.894	108.1	39.865	143.6	13.843			1:15.602		60	22.411	103.0	40.537	142.1	14.209	119.6		1:17.157	
26	21.642	108.6	39.942	140.9	14.212	122.9		1:15.796		61	22.273	102.4	40.211	142.7	13.893	121.5		1:16.377	
27	21.699	104.9	40.087	142.7	14.039	123.5		1:15.825		62	22.061	107.4	40.416	143.0	14.192			1:16.669	
28	21.790	102.0	41.683	141.5	14.191	120.0		1:17.664		63	22.544	105.4	39.934	143.0	13.972	120.9		1:16.450	
29	22.261	104.0	40.472	137.1	14.728	115.9		1:17.461		64	22.167	105.1	40.756	139.4	13.929			1:16.852	
30	21.955	104.9	41.161	141.2	14.141			1:17.257		65	21.838	104.5	40.777	131.5	14.563	117.7		1:17.178	
31	21.723	109.5	39.873	144.2	13.642	124.2		1:15.238		66	22.712	99.6	41.330	138.0	14.156			1:18.198	
32	21.293	109.3	39.867	142.4	13.697			1:14.857		67	22.567	99.6	40.734	137.7	14.559	113.9		1:17.860	
33	21.326	106.3	40.135	144.5	13.606			1:15.067		68	23.111	98.0	41.485	140.9	14.348			1:18.944	
34	21.260	106.6	39.729	142.7	13.742	124.7		1:14.731		69	23.198	98.7	41.075	139.7	14.206			1:18.479	
35	21.497	109.9	39.133	145.1	13.413			1:14.043		70									



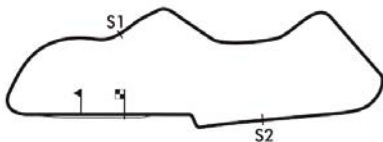
Session Start: 18:00:42 - Finish: 19:31:07
Weather/Track Conditions: Cloud / Dry
Circuit: Donington Park National
Track Length: 3.185 Km - 1.9791 miles

Donington Historic Festival - 28 - 30 Apr 2017

'1000km' for pre-73 Prototype, Touring and GT Cars

Race 10 - Best Sector Times

	SECTOR 1			SECTOR 2			SECTOR 3			IDEAL / BEST LAP COMPARISON					
	NO	TIME	LAP	NO	TIME	LAP	NO	TIME	LAP	NO	NAME	BEST	IN	IDEAL	DIFF
1	9	19.446	42	9	36.493	55	9	12.117	39	9	Gibson-Ward	1:08.351	55	1:08.056	+0.295
2	6	19.510	75	6	36.667	42	6	12.294	56	6	Voyazides-Hadfield	1:08.698	42	1:08.471	+0.227
3	81	19.829	65	81	37.112	50	81	12.474	65	81	Beighton-Greensall	1:09.448	65	1:09.415	+0.033
4	146	21.260	34	146	39.133	35	12	13.357	57	146	Michael Whitaker	1:14.043	35	1:13.806	+0.237
5	46	21.568	50	12	40.161	57	146	13.413	35	12	Brooks-Beebee	1:15.447	63	1:15.206	+0.241
6	12	21.688	48	46	40.298	59	15	13.422	65	46	Wright-Wolfe	1:15.760	59	1:15.369	+0.391
7	15	21.982	36	15	40.679	66	46	13.503	64	15	Emberson-Wykehar	1:16.427	66	1:16.083	+0.344
8	43	22.292	40	72	41.373	67	72	13.772	33	72	Jamie Boot	1:17.754	58	1:17.499	+0.255
9	72	22.354	22	1	41.396	17	43	13.940	62	1	Bryant-Bryant	1:17.953	17	1:17.953	+0.000
10	1	22.361	17	43	41.470	31	22	14.157	28	43	Till Bechtolsheimer	1:18.196	31	1:17.702	+0.494
11	51	22.390	20	51	41.500	59	1	14.196	17	51	Karsten Le Blanc	1:18.638	60	1:18.428	+0.210
12	22	22.575	16	22	42.566	15	80	14.338	21	22	Dominik Roschman	1:19.436	15	1:19.298	+0.138
13	80	23.087	7	80	43.165	13	51	14.538	19	80	Mursall-Mursall	1:21.011	13	1:20.590	+0.421
14	23	23.475	55	23	43.696	61	23	14.618	33	23	Perfetti-Rovelli	1:22.123	42	1:21.789	+0.334



Session Start: 18:00:42 - Finish: 19:31:07

Weather/Track Conditions: Cloud / Dry

Circuit: Donington Park National

Track Length: 3.185 Km - 1.9791 miles

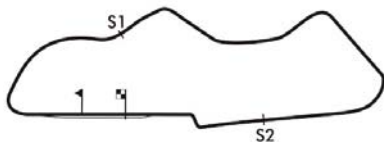


Donington Historic Festival - 28 - 30 Apr 2017

'1000km' for pre-73 Prototype, Touring and GT Cars

Race 10 - Best Sector Speeds

	NO	SECTOR 1	MPH	NO	SECTOR 2	MPH	NO	SECTOR 3	MPH
1	6	Voyazides-Hadfield	138.2	6	Voyazides-Hadfield	148.0	81	Beighton-Greensall	129.2
2	9	Gibson-Ward	131.5	81	Beighton-Greensall	147.0	9	Gibson-Ward	128.7
3	81	Beighton-Greensall	124.8	9	Gibson-Ward	145.7	6	Voyazides-Hadfield	128.0
4	12	Brooks-Beebee	120.8	146	Michael Whitaker	145.1	146	Michael Whitaker	126.6
5	46	Wright-Wolfe	119.5	46	Wright-Wolfe	133.1	46	Wright-Wolfe	116.5
6	80	Mursall-Mursall	115.5	1	Bryant-Bryant	132.3	1	Bryant-Bryant	113.7
7	72	Jamie Boot	113.5	51	Karsten Le Blanc	131.3	51	Karsten Le Blanc	113.0
8	43	Till Bechtolsheimer	112.4	15	Emberson-Wykeham	124.5	12	Brooks-Beebee	112.4
9	146	Michael Whitaker	111.8	43	Till Bechtolsheimer	124.0	43	Till Bechtolsheimer	109.7
10	15	Emberson-Wykeham	111.7	12	Brooks-Beebee	123.5	15	Emberson-Wykeham	109.1
11	1	Bryant-Bryant	109.2	72	Jamie Boot	122.9	72	Jamie Boot	108.3
12	51	Karsten Le Blanc	108.8	22	Dominik Roschmann	120.7	22	Dominik Roschmann	107.9
13	22	Dominik Roschmann	106.9	23	Perfetti-Rovelli	117.5	80	Mursall-Mursall	104.6
14	23	Perfetti-Rovelli	106.4	80	Mursall-Mursall	116.7	23	Perfetti-Rovelli	104.4



Session Start: 18:00:42 - Finish: 19:31:07
Weather/Track Conditions: Cloud / Dry
Circuit: Donington Park National
Track Length: 3.185 Km - 1.9791 miles

Donington Historic Festival - 28 - 30 Apr 2017

'1000km' for pre-73 Prototype, Touring and GT Cars

Race 10 - Lap Chart

Lap 1			Lap 2			Lap 3			Lap 4			Lap 5			Lap 6		
NO	Behind	Laptime	NO	Behind	Laptime	NO	Behind	Laptime	NO	Behind	Laptime	NO	Behind	Laptime	NO	Behind	Laptime
9		1:16.332	9		1:14.271	9		1:13.968	9		1:12.975	9		1:13.317	9		1:12.403
6	1.511	1:17.843	6	1.667	1:14.427	6	1.121	1:13.422	6	2.339	1:14.193	6	2.835	1:13.813	6	4.048	1:13.616
81	3.379	1:19.711	81	5.238	1:16.130	81	6.658	1:15.388	81	8.519	1:14.836	81	9.584	1:14.382	81	10.581	1:13.400
146	4.396	1:20.728	146	6.980	1:16.855	146	10.019	1:17.007	146	13.811	1:16.767	146	17.130	1:16.636	146	20.938	1:16.211
12	6.418	1:22.750	12	10.316	1:18.169	12	16.584	1:20.236	12	22.768	1:19.159	12	28.936	1:19.485	12	34.437	1:17.904
15	7.461	1:23.793	15	12.726	1:19.536	15	18.104	1:19.346	15	24.464	1:19.335	15	31.224	1:20.077	15	38.559	1:19.738
46	8.063	1:24.395	46	13.658	1:19.866	46	20.248	1:20.558	46	26.988	1:19.715	46	32.792	1:19.121	46	38.872	1:18.483
1	10.486	1:26.818	72	18.382	1:21.635	72	24.403	1:19.989	72	30.714	1:19.286	72	36.214	1:18.817	72	43.042	1:19.231
72	11.018	1:27.350	51	20.065	1:21.983	51	29.789	1:23.692	1	38.656	1:21.838	51	47.690	1:21.497	51	56.423	1:21.136
51	12.353	1:28.685	1	20.069	1:23.854	1	29.793	1:23.692	51	39.510	1:22.696	1	48.286	1:22.947	1	57.572	1:21.689
22	14.065	1:30.397	22	22.430	1:22.636	22	31.101	1:22.639	22	40.472	1:22.346	22	48.904	1:21.749	22	58.892	1:22.391
80	15.986	1:32.318	80	24.865	1:23.150	80	33.368	1:22.471	80	41.734	1:21.341	80	50.319	1:21.902	43	59.297	1:20.995
23	17.220	1:33.552	23	27.351	1:24.402	43	36.017	1:21.480	43	43.393	1:20.351	43	50.705	1:20.629	80	1:00.096	1:22.180
43	20.736	1:37.068	43	28.505	1:22.040	23	37.667	1:24.284	23	48.517	1:23.825	23	58.739	1:23.539	23	1:10.810	1:24.474

Session Start: 18:00:42 - Finish: 19:31:07

Weather/Track Conditions: Cloud / Dry

Circuit: Donington Park National

Track Length: 3.185 Km - 1.9791 miles

Donington Historic Festival - 28 - 30 Apr 2017

'1000km' for pre-73 Prototype, Touring and GT Cars

Race 10 - Lap Chart

Lap 7			Lap 8			Lap 9			Lap 10			Lap 11			Lap 12		
NO	Behind	Laptime	NO	Behind	Laptime	NO	Behind	Laptime	NO	Behind	Laptime	NO	Behind	Laptime	NO	Behind	Laptime
9		1:12.701	9		1:12.778	9		1:14.315	9		1:13.697	9		1:12.507	9		1:13.811
6	5.131	1:13.784	6	6.559	1:14.206	1	1 LAP	1:22.496	51	1 LAP	1:21.912	15	1 LAP	1:26.497	72	1 LAP	1:20.518
81	13.169	1:15.289	23	1 LAP	1:25.632	43	1 LAP	1:21.082	6	7.471	1:15.288	6	9.007	1:14.043	46	1 LAP	1:22.417
146	24.953	1:16.716	81	14.448	1:14.057	22	1 LAP	1:21.983	43	1 LAP	1:22.382	81	13.628	1:13.246	6	7.995	1:12.799
12	40.137	1:18.401	146	28.591	1:16.416	80	1 LAP	1:21.850	1	1 LAP	1:24.166	51	1 LAP	1:21.248	81	13.166	1:13.349
46	46.760	1:20.589	12	44.907	1:17.548	6	5.880	1:13.636	22	1 LAP	1:22.711	43	1 LAP	1:19.973	51	1 LAP	1:21.192
15	47.454	1:21.596	46	54.149	1:20.167	81	13.551	1:13.418	80	1 LAP	1:22.276	1	1 LAP	1:22.261	43	1 LAP	1:19.683
72	49.002	1:18.661	15	54.932	1:20.256	23	1 LAP	1:24.365	81	12.889	1:13.035	22	1 LAP	1:22.566	1	1 LAP	1:21.972
51	1:03.841	1:20.119	72	55.532	1:19.308	146	31.413	1:17.137	23	1 LAP	1:27.621	80	1 LAP	1:23.230	80	1 LAP	1:24.344
1	1:06.199	1:21.328	51	1:11.120	1:20.057	12	49.412	1:18.820	146	35.119	1:17.403	146	45.475	1:22.863	22	1 LAP	1:26.787
43	1:07.725	1:21.129				46	1:00.379	1:20.545	12	54.069	1:18.354	23	1 LAP	1:25.511	23	1 LAP	1:24.063
22	1:08.663	1:22.472				15	1:01.001	1:20.384	46	1:07.011	1:20.329	12	1:00.234	1:18.672	15	1 LAP	2:14.131
80	1:09.425	1:22.030				72	1:01.503	1:20.286	72	1:07.992	1:20.186				12	1:06.605	1:20.182

Session Start: 18:00:42 - Finish: 19:31:07
Weather/Track Conditions: Cloud / Dry
Circuit: Donington Park National
Track Length: 3.185 Km - 1.9791 miles

Donington Historic Festival - 28 - 30 Apr 2017

'1000km' for pre-73 Prototype, Touring and GT Cars

Race 10 - Lap Chart

Lap 13			Lap 14			Lap 15			Lap 16			Lap 17			Lap 18		
NO	Behind	Laptime	NO	Behind	Laptime	NO	Behind	Laptime	NO	Behind	Laptime	NO	Behind	Laptime	NO	Behind	Laptime
9		1:12.741	9		1:12.339	9		1:13.156	9		1:12.666	9		1:13.319	9		1:12.853
6	9.354	1:14.100	6	9.755	1:12.740	15	2 LAPS	1:20.401	12	2 LAPS	2:23.764	6	9.295	1:13.086	80	2 LAPS	1:24.641
72	1 LAP	1:20.913	12	1 LAP	1:28.494	6	9.602	1:13.003	6	9.528	1:12.592	81	14.146	1:13.904	6	9.415	1:12.973
46	1 LAP	1:20.088	81	14.095	1:13.332	23	2 LAPS	1:25.844	15	2 LAPS	1:20.091	12	2 LAPS	1:20.731	81	13.584	1:12.291
81	13.102	1:12.677	72	1 LAP	1:19.446	81	13.388	1:12.449	81	13.561	1:12.839	15	2 LAPS	1:19.483	12	2 LAPS	1:17.106
51	1 LAP	1:20.490	46	1 LAP	1:20.461	146	2 LAPS	1:16.867	23	2 LAPS	1:23.963	1	2 LAPS	1:48.029	15	2 LAPS	1:19.019
43	1 LAP	1:20.177	146	2 LAPS	3:13.110	72	1 LAP	1:19.648	146	2 LAPS	1:15.229	146	2 LAPS	1:16.644	146	2 LAPS	1:15.251
1	1 LAP	1:23.352	51	1 LAP	1:20.087	46	1 LAP	1:19.142	46	1 LAP	1:19.317	23	2 LAPS	1:26.123	72	1 LAP	1:19.086
80	1 LAP	1:21.585	43	1 LAP	1:19.727	51	1 LAP	1:20.267	72	1 LAP	1:20.331	72	1 LAP	1:19.924	46	1 LAP	1:18.747
15	1 LAP	1:19.834	22	2 LAPS	2:31.799	43	1 LAP	1:19.151	51	1 LAP	1:19.680	46	1 LAP	1:21.218	23	2 LAPS	1:25.403
23	1 LAP	1:24.111	1	1 LAP	1:22.387	22	2 LAPS	1:21.216	43	1 LAP	1:19.556	51	1 LAP	1:19.504	51	1 LAP	1:19.507
			80	1 LAP	1:21.011	1	1 LAP	1:22.391	22	2 LAPS	1:20.030	43	1 LAP	1:19.209	43	1 LAP	1:19.603
						80	1 LAP	1:22.284	80	1 LAP	1:21.953	22	2 LAPS	1:19.436	22	2 LAPS	1:19.515

Session Start: 18:00:42 - Finish: 19:31:07

Weather/Track Conditions: Cloud / Dry

Circuit: Donington Park National

Track Length: 3.185 Km - 1.9791 miles

Donington Historic Festival - 28 - 30 Apr 2017

'1000km' for pre-73 Prototype, Touring and GT Cars

Race 10 - Lap Chart

Lap 19			Lap 20			Lap 21			Lap 22			Lap 23			Lap 24		
NO	Behind	Laptime	NO	Behind	Laptime	NO	Behind	Laptime	NO	Behind	Laptime	NO	Behind	Laptime	NO	Behind	Laptime
9		1:12.467	9		1:12.722	9		1:12.859	9		1:12.069	9		1:12.341	9		1:12.872
6	9.572	1:12.624	22	3 LAPS	1:22.032	51	2 LAPS	1:19.764	6	9.994	1:13.619	23	4 LAPS	1:25.141	72	2 LAPS	1:18.742
81	13.357	1:12.240	6	9.133	1:12.283	43	2 LAPS	1:20.190	43	2 LAPS	1:19.255	6	10.051	1:12.398	46	2 LAPS	1:19.364
80	2 LAPS	1:22.957	81	12.461	1:11.826	6	8.444	1:12.170	81	13.271	1:13.143	81	12.660	1:11.730	6	10.599	1:13.420
12	2 LAPS	1:18.545	80	2 LAPS	1:21.910	81	12.197	1:12.595	51	2 LAPS	1:20.713	43	2 LAPS	1:18.993	81	11.936	1:12.148
15	2 LAPS	1:19.348	12	2 LAPS	1:17.654	22	3 LAPS	1:22.490	22	3 LAPS	1:21.026	51	2 LAPS	1:19.982	23	4 LAPS	1:25.342
146	2 LAPS	1:17.724	15	2 LAPS	1:19.157	12	2 LAPS	1:18.029	12	2 LAPS	1:18.772	1	7 LAPS	7:24.079	43	2 LAPS	1:19.368
72	1 LAP	1:18.580	146	2 LAPS	1:15.746	80	2 LAPS	1:23.084	146	2 LAPS	1:16.103	22	3 LAPS	1:20.761	51	2 LAPS	1:21.152
46	1 LAP	1:19.220	72	1 LAP	1:18.893	146	2 LAPS	1:15.896	80	2 LAPS	1:21.602	12	2 LAPS	1:18.117	1	7 LAPS	1:17.953
23	2 LAPS	1:29.812	46	1 LAP	1:19.094	15	2 LAPS	1:19.906	15	2 LAPS	1:19.398	146	2 LAPS	1:15.583	22	3 LAPS	1:21.346
51	1 LAP	1:19.479				72	1 LAP	1:18.617	72	1 LAP	1:18.655	80	2 LAPS	1:21.209	146	2 LAPS	1:14.941
43	1 LAP	1:19.237				46	1 LAP	1:18.586	46	1 LAP	1:18.883	15	2 LAPS	1:18.616	12	2 LAPS	1:17.612
						23	3 LAPS	2:26.519							15	2 LAPS	1:20.507
															80	2 LAPS	1:26.787

Session Start: 18:00:42 - Finish: 19:31:07

Weather/Track Conditions: Cloud / Dry

Circuit: Donington Park National

Track Length: 3.185 Km - 1.9791 miles

Donington Historic Festival - 28 - 30 Apr 2017

'1000km' for pre-73 Prototype, Touring and GT Cars

Race 10 - Lap Chart

Lap 25			Lap 26			Lap 27			Lap 28			Lap 29			Lap 30		
NO	Behind	Laptime	NO	Behind	Laptime	NO	Behind	Laptime	NO	Behind	Laptime	NO	Behind	Laptime	NO	Behind	Laptime
9		1:12.138	9		1:18.982	6		1:12.348	81		1:12.641	81		1:13.230	81		1:12.336
72	2 LAPS	1:18.994	6	4.471	1:13.123	81	0.797	1:11.955	6	3.514	1:16.952	22	4 LAPS	1:24.769	22	4 LAPS	1:23.323
6	10.330	1:11.869	81	5.661	1:12.507	72	2 LAPS	1:18.974	15	3 LAPS	1:20.645	80	4 LAPS	1:25.115	80	4 LAPS	1:25.103
46	2 LAPS	1:18.705	72	2 LAPS	1:19.052	46	2 LAPS	1:19.569	72	2 LAPS	1:18.764	15	3 LAPS	1:19.797	15	3 LAPS	1:19.198
81	12.136	1:12.338	46	2 LAPS	1:18.994	43	2 LAPS	1:19.126	46	2 LAPS	1:18.894	72	2 LAPS	1:18.515	72	2 LAPS	1:18.893
23	4 LAPS	1:24.359	43	2 LAPS	1:18.727	51	2 LAPS	1:19.855	43	2 LAPS	1:19.210	46	2 LAPS	1:18.579	46	2 LAPS	1:19.023
43	2 LAPS	1:19.415	23	4 LAPS	1:24.326	23	4 LAPS	1:24.183	51	2 LAPS	1:19.644	6	45.455	1:55.171	6	43.891	1:10.772
51	2 LAPS	1:20.662	51	2 LAPS	1:20.128	146	2 LAPS	1:15.602	9	52.942	1:11.559	9	50.651	1:10.939	9	48.211	1:09.896
22	3 LAPS	1:21.625	80	3 LAPS	2:12.177	9	54.821	2:11.640	23	4 LAPS	1:23.669	43	2 LAPS	1:26.539	146	2 LAPS	1:17.664
146	2 LAPS	1:15.843	146	2 LAPS	1:16.639	12	2 LAPS	1:18.952	146	2 LAPS	1:15.796	51	2 LAPS	1:20.980	51	2 LAPS	1:20.570
12	2 LAPS	1:17.761	22	3 LAPS	1:21.738	22	3 LAPS	1:24.131	12	2 LAPS	1:17.468	146	2 LAPS	1:15.825	12	2 LAPS	1:16.909
15	2 LAPS	1:19.762	12	2 LAPS	1:17.519	80	3 LAPS	1:28.717				23	4 LAPS	1:23.981			
			15	2 LAPS	1:19.541							12	2 LAPS	1:17.223			

Session Start: 18:00:42 - Finish: 19:31:07

Weather/Track Conditions: Cloud / Dry

Circuit: Donington Park National

Track Length: 3.185 Km - 1.9791 miles

Donington Historic Festival - 28 - 30 Apr 2017

'1000km' for pre-73 Prototype, Touring and GT Cars

Race 10 - Lap Chart

Lap 31			Lap 32			Lap 33			Lap 34			Lap 35			Lap 36		
NO	Behind	Laptime	NO	Behind	Laptime	NO	Behind	Laptime	NO	Behind	Laptime	NO	Behind	Laptime	NO	Behind	Laptime
81		1:12.107	81		1:12.036	81		1:10.796	81		1:13.351	81		1:13.122	81		1:11.853
23	5 LAPS	1:24.009	12	3 LAPS	1:17.235	146	3 LAPS	1:17.257	146	3 LAPS	1:15.238	80	5 LAPS	1:26.735	146	3 LAPS	1:15.067
22	4 LAPS	1:19.943	23	5 LAPS	1:25.681	51	3 LAPS	1:20.376	12	3 LAPS	1:17.519	146	3 LAPS	1:14.857	80	5 LAPS	1:24.362
15	3 LAPS	1:18.925	22	4 LAPS	1:19.578	12	3 LAPS	1:16.834	51	3 LAPS	1:20.880	12	3 LAPS	1:17.850	12	3 LAPS	1:16.315
80	4 LAPS	1:26.621	15	3 LAPS	1:18.350	23	5 LAPS	1:23.681	6	38.121	1:11.145	51	3 LAPS	1:20.108	51	3 LAPS	1:19.477
72	2 LAPS	1:19.521	6	41.162	1:10.866	15	3 LAPS	1:18.445	9	38.543	1:10.635	43	7 LAPS	6:47.158	6	33.745	1:09.981
46	2 LAPS	1:19.667	9	43.147	1:10.224	22	4 LAPS	1:22.466	23	5 LAPS	1:23.889	6	35.617	1:10.618	9	34.056	1:09.904
6	42.332	1:10.548	80	4 LAPS	1:26.962	6	40.327	1:09.961	15	3 LAPS	1:20.113	9	36.005	1:10.584	43	7 LAPS	1:19.805
9	44.959	1:08.855	72	2 LAPS	1:20.341	9	41.259	1:08.908	22	4 LAPS	1:23.300	23	5 LAPS	1:25.423	23	5 LAPS	1:23.495
146	2 LAPS	1:17.461	46	2 LAPS	1:20.160	46	2 LAPS	1:20.362	46	2 LAPS	1:19.379	15	3 LAPS	1:25.072			
51	2 LAPS	1:19.871				72	2 LAPS	1:24.378				22	4 LAPS	1:31.705			
						80	4 LAPS	1:27.823				46	2 LAPS	1:19.440			
												72	3 LAPS	2:40.120			

Session Start: 18:00:42 - Finish: 19:31:07

Weather/Track Conditions: Cloud / Dry

Circuit: Donington Park National

Track Length: 3.185 Km - 1.9791 miles

Donington Historic Festival - 28 - 30 Apr 2017

'1000km' for pre-73 Prototype, Touring and GT Cars

Race 10 - Lap Chart

Lap 37			Lap 38			Lap 39			Lap 40			Lap 41			Lap 42		
NO	Behind	Laptime	NO	Behind	Laptime	NO	Behind	Laptime	NO	Behind	Laptime	NO	Behind	Laptime	NO	Behind	Laptime
81		1:12.455	81		1:20.284	9		1:08.535	9		1:09.070	9		1:09.095	9		1:08.366
46	3 LAPS	1:18.856	72	4 LAPS	1:18.910	6	0.998	1:08.802	6	1.037	1:09.109	46	4 LAPS	1:17.810	6	1.482	1:08.698
72	4 LAPS	1:18.225	146	3 LAPS	1:14.043	12	3 LAPS	1:17.202	23	6 LAPS	1:24.273	6	1.150	1:09.208	46	4 LAPS	1:18.616
146	3 LAPS	1:14.731	46	3 LAPS	1:23.564	80	5 LAPS	1:24.375	72	4 LAPS	1:19.114	146	3 LAPS	1:16.818	146	3 LAPS	1:16.174
80	5 LAPS	1:23.972	9	21.579	1:10.408	51	3 LAPS	1:19.056	12	3 LAPS	1:16.200	72	4 LAPS	1:18.881	72	4 LAPS	1:19.426
12	3 LAPS	1:17.156	6	22.310	1:11.156	43	7 LAPS	1:18.386	51	3 LAPS	1:20.091	23	6 LAPS	1:22.870	23	6 LAPS	1:24.496
6	31.438	1:10.148	12	3 LAPS	1:18.438	15	4 LAPS	1:17.223	15	4 LAPS	1:18.191	12	3 LAPS	1:18.694	12	3 LAPS	1:17.365
9	31.455	1:09.854	80	5 LAPS	1:26.232	81	55.423	2:25.537	43	7 LAPS	1:20.805	15	4 LAPS	1:17.177	15	4 LAPS	1:17.207
51	3 LAPS	1:20.399	51	3 LAPS	1:19.671	46	3 LAPS	2:23.446	80	5 LAPS	1:25.323	43	7 LAPS	1:19.076	43	7 LAPS	1:18.527
43	7 LAPS	1:18.868	43	7 LAPS	1:18.196	146	2 LAPS	1:16.221	81	58.064	1:11.711	51	3 LAPS	1:20.859	51	3 LAPS	1:20.013
15	4 LAPS	2:14.272	15	4 LAPS	1:16.984							80	5 LAPS	1:23.781	81	1:03.626	1:12.174
23	5 LAPS	1:24.169	23	5 LAPS	1:22.750							81	59.818	1:10.849			
			146	2 LAPS	1:16.440												
			72	3 LAPS	1:19.752												

Session Start: 18:00:42 - Finish: 19:31:07

Weather/Track Conditions: Cloud / Dry

Circuit: Donington Park National

Track Length: 3.185 Km - 1.9791 miles

Donington Historic Festival - 28 - 30 Apr 2017

'1000km' for pre-73 Prototype, Touring and GT Cars

Race 10 - Lap Chart

Lap 43			Lap 44			Lap 45			Lap 46			Lap 47			Lap 48		
NO	Behind	Laptime	NO	Behind	Laptime	NO	Behind	Laptime	NO	Behind	Laptime	NO	Behind	Laptime	NO	Behind	Laptime
9		1:09.004	9		1:09.927	9		1:10.126	9		1:09.903	9		1:09.289	9		1:09.224
6	4.286	1:11.808	43	8 LAPS	1:19.123	15	5 LAPS	1:18.807	81	1 LAP	1:12.104	81	1 LAP	1:10.530	81	1 LAP	1:10.259
80	6 LAPS	1:25.460	6	4.602	1:10.243	6	4.445	1:09.969	6	3.914	1:09.372	6	4.333	1:09.708	6	4.620	1:09.511
46	4 LAPS	1:17.318	51	4 LAPS	1:21.597	43	8 LAPS	1:18.685	23	7 LAPS	1:25.418	12	4 LAPS	1:18.011	72	5 LAPS	1:19.547
146	3 LAPS	1:16.895	80	6 LAPS	1:25.902	51	4 LAPS	1:20.471	15	5 LAPS	1:17.760	15	5 LAPS	1:18.625	12	4 LAPS	1:16.871
72	4 LAPS	1:19.546	46	4 LAPS	1:17.220	46	4 LAPS	1:16.564	43	8 LAPS	1:18.938	23	7 LAPS	1:24.958	15	5 LAPS	1:17.314
23	6 LAPS	1:24.005	146	3 LAPS	1:15.512	146	3 LAPS	1:15.221	51	4 LAPS	1:19.482	43	8 LAPS	1:18.873	43	8 LAPS	1:19.084
12	3 LAPS	1:18.706	72	4 LAPS	1:19.828	80	6 LAPS	1:24.747	146	3 LAPS	1:16.006	51	4 LAPS	1:19.916	23	7 LAPS	1:23.931
15	4 LAPS	1:17.735	12	3 LAPS	1:18.006	72	4 LAPS	1:20.602	46	4 LAPS	1:17.094	146	3 LAPS	1:15.529	51	4 LAPS	1:19.574
81	1:07.311	1:12.689	23	6 LAPS	1:23.705	12	3 LAPS	1:17.998	80	6 LAPS	1:23.632	46	4 LAPS	1:16.329	146	3 LAPS	1:15.514
			81	1:09.850	1:12.466				72	4 LAPS	1:19.415	80	6 LAPS	1:23.542	46	4 LAPS	1:16.620

Session Start: 18:00:42 - Finish: 19:31:07
Weather/Track Conditions: Cloud / Dry
Circuit: Donington Park National
Track Length: 3.185 Km - 1.9791 miles

Donington Historic Festival - 28 - 30 Apr 2017

'1000km' for pre-73 Prototype, Touring and GT Cars

Race 10 - Lap Chart

Lap 49			Lap 50			Lap 51			Lap 52			Lap 53			Lap 54		
NO	Behind	Laptime	NO	Behind	Laptime	NO	Behind	Laptime	NO	Behind	Laptime	NO	Behind	Laptime	NO	Behind	Laptime
9		1:08.851	9		1:08.445	9		1:09.667	9		1:09.210	9		1:08.998	9		1:08.488
6	4.941	1:09.172	6	5.676	1:09.180	51	5 LAPS	1:21.578	146	4 LAPS	1:16.582	6	6.209	1:09.386	72	7 LAPS	1:19.614
81	1 LAP	1:11.192	81	1 LAP	1:10.444	6	5.011	1:09.002	6	5.821	1:10.020	43	9 LAPS	1:19.442	15	6 LAPS	1:19.059
80	7 LAPS	1:26.629	12	4 LAPS	1:17.777	81	1 LAP	1:09.701	46	5 LAPS	1:17.494	146	4 LAPS	1:16.539	6	7.919	1:10.198
12	4 LAPS	1:17.125	80	7 LAPS	1:28.359	12	4 LAPS	1:16.568	81	1 LAP	1:11.622	81	1 LAP	1:10.869	81	1 LAP	1:11.417
72	5 LAPS	1:23.688	15	5 LAPS	1:16.934	72	6 LAPS	2:46.971	51	5 LAPS	1:20.303	46	5 LAPS	1:16.051	43	9 LAPS	1:18.766
15	5 LAPS	1:17.058	43	8 LAPS	1:18.341	15	5 LAPS	1:17.626	23	8 LAPS	1:25.398	51	5 LAPS	1:20.857	146	4 LAPS	1:16.661
43	8 LAPS	1:19.416	146	3 LAPS	1:16.086	43	8 LAPS	1:18.567	80	8 LAPS	2:17.240	23	8 LAPS	1:22.763	46	5 LAPS	1:16.691
23	7 LAPS	1:22.123	23	7 LAPS	1:24.975				12	4 LAPS	1:16.205	80	8 LAPS	1:22.614	51	5 LAPS	1:19.442
51	4 LAPS	1:19.801	46	4 LAPS	1:16.489				72	6 LAPS	1:19.185	12	4 LAPS	1:15.957	23	8 LAPS	1:28.212
146	3 LAPS	1:16.244							15	5 LAPS	1:16.837				12	4 LAPS	1:15.708
46	4 LAPS	1:16.105													80	8 LAPS	1:23.632

Session Start: 18:00:42 - Finish: 19:31:07

Weather/Track Conditions: Cloud / Dry

Circuit: Donington Park National

Track Length: 3.185 Km - 1.9791 miles

Donington Historic Festival - 28 - 30 Apr 2017

'1000km' for pre-73 Prototype, Touring and GT Cars

Race 10 - Lap Chart

Lap 55			Lap 56			Lap 57			Lap 58			Lap 59			Lap 60		
NO	Behind	Laptime	NO	Behind	Laptime	NO	Behind	Laptime	NO	Behind	Laptime	NO	Behind	Laptime	NO	Behind	Laptime
9		1:08.351	9		1:09.503	9		1:08.630	9		1:08.640	9		1:09.321	9		1:08.741
6	9.912	1:10.344	12	5 LAPS	1:23.460	23	10 LAPS	2:46.887	6	12.834	1:09.888	12	6 LAPS	1:19.037	43	10 LAPS	1:24.305
72	7 LAPS	1:19.550	80	9 LAPS	1:25.751	6	11.586	1:09.616	81	1 LAP	1:09.890	51	6 LAPS	1:21.619	12	6 LAPS	1:18.166
15	6 LAPS	1:19.619	6	10.600	1:10.191	81	1 LAP	1:09.733	23	10 LAPS	1:25.885	6	12.949	1:09.436	6	15.188	1:10.980
81	1 LAP	1:09.807	81	1 LAP	1:11.843	80	9 LAPS	1:24.426	80	9 LAPS	1:22.028	81	1 LAP	1:10.179	51	6 LAPS	1:20.688
146	4 LAPS	1:16.048	15	6 LAPS	1:17.629	15	6 LAPS	1:17.244	15	6 LAPS	1:16.606	23	10 LAPS	1:25.248	81	1 LAP	1:11.276
43	9 LAPS	1:18.788	72	7 LAPS	1:19.437	72	7 LAPS	1:18.837	72	7 LAPS	1:18.966	46	6 LAPS	2:03.589	46	6 LAPS	1:15.858
46	5 LAPS	1:24.359	146	4 LAPS	1:15.133	146	4 LAPS	1:22.461	43	9 LAPS	1:18.762	15	6 LAPS	1:19.356	15	6 LAPS	1:17.516
51	5 LAPS	1:19.980	43	9 LAPS	1:18.629	43	9 LAPS	1:18.255				80	9 LAPS	1:24.882	23	10 LAPS	1:25.064
			46	5 LAPS	1:16.121	46	5 LAPS	1:19.298				72	7 LAPS	1:18.408	72	7 LAPS	1:19.736
			51	5 LAPS	1:19.712	12	5 LAPS	2:07.073				146	5 LAPS	2:34.034	80	9 LAPS	1:23.155
						51	5 LAPS	1:19.984									

Session Start: 18:00:42 - Finish: 19:31:07

Weather/Track Conditions: Cloud / Dry

Circuit: Donington Park National

Track Length: 3.185 Km - 1.9791 miles

Donington Historic Festival - 28 - 30 Apr 2017

'1000km' for pre-73 Prototype, Touring and GT Cars

Race 10 - Lap Chart

Lap 61			Lap 62			Lap 63			Lap 64			Lap 65			Lap 66		
NO	Behind	Laptime	NO	Behind	Laptime	NO	Behind	Laptime	NO	Behind	Laptime	NO	Behind	Laptime	NO	Behind	Laptime
9		1:09.076	9		1:09.392	9		1:09.497	9		1:14.347	6		1:14.025	9		1:09.165
146	6 LAPS	1:17.052	43	11 LAPS	2:16.358	15	7 LAPS	1:17.177	15	7 LAPS	1:16.895	81	1 LAP	1:11.290	12	6 LAPS	1:15.716
6	15.585	1:09.473	23	11 LAPS	1:24.589	43	11 LAPS	1:18.689	6	13.548	1:10.102	146	6 LAPS	1:17.048	23	11 LAPS	1:22.953
12	6 LAPS	1:17.363	72	8 LAPS	1:19.165	72	8 LAPS	1:18.063	43	11 LAPS	1:20.087	72	8 LAPS	1:19.852	6	9.642	1:51.726
81	1 LAP	1:11.200	146	6 LAPS	1:17.556	146	6 LAPS	1:16.097	72	8 LAPS	1:18.387	43	11 LAPS	1:21.746	80	10 LAPS	1:23.204
51	6 LAPS	1:20.712	6	16.978	1:10.785	6	17.793	1:10.312	146	6 LAPS	1:16.366	12	6 LAPS	1:16.720	51	6 LAPS	1:18.638
46	6 LAPS	1:15.926	80	10 LAPS	1:30.036	23	11 LAPS	1:25.194	81	1 LAP	1:09.613	23	11 LAPS	1:23.923	46	6 LAPS	1:16.383
15	6 LAPS	1:17.383	12	6 LAPS	1:16.596	81	1 LAP	1:09.908	23	11 LAPS	1:24.834	9	32.919	2:00.492	15	6 LAPS	1:17.170
			81	1 LAP	1:09.861	80	10 LAPS	1:24.930	12	6 LAPS	1:17.812	80	10 LAPS	1:24.843	81	49.386	1:14.706
			51	6 LAPS	1:20.323	12	6 LAPS	1:15.533	80	10 LAPS	1:25.361	51	6 LAPS	1:18.840	146	5 LAPS	1:16.377
			46	6 LAPS	1:15.925	51	6 LAPS	1:18.933	51	6 LAPS	1:19.639	46	6 LAPS	1:15.760	72	7 LAPS	1:18.232
						46	6 LAPS	1:16.762	46	6 LAPS	1:16.513	15	6 LAPS	1:16.980			
									15	6 LAPS	1:17.850	81	1:16.764	1:09.448			
												146	5 LAPS	1:17.157			

Session Start: 18:00:42 - Finish: 19:31:07

Weather/Track Conditions: Cloud / Dry

Circuit: Donington Park National

Track Length: 3.185 Km - 1.9791 miles

Donington Historic Festival - 28 - 30 Apr 2017

'1000km' for pre-73 Prototype, Touring and GT Cars

Race 10 - Lap Chart

Lap 67			Lap 68			Lap 69			Lap 70			Lap 71			Lap 72		
NO	Behind	Laptime	NO	Behind	Laptime	NO	Behind	Laptime	NO	Behind	Laptime	NO	Behind	Laptime	NO	Behind	Laptime
9		1:09.026	9		1:09.081	9		1:09.162	9		1:09.538	9		1:08.788	9		1:09.064
43	11 LAPS	1:20.402	72	8 LAPS	1:18.440	146	6 LAPS	1:16.450	15	7 LAPS	1:17.338	6	10.845	1:09.239	46	7 LAPS	1:15.957
12	6 LAPS	1:16.228	6	10.830	1:09.374	6	10.734	1:09.066	6	10.394	1:09.198	80	11 LAPS	1:24.641	6	10.606	1:08.825
6	10.537	1:09.921	43	11 LAPS	1:20.425	72	8 LAPS	1:19.830	146	6 LAPS	1:16.852	15	7 LAPS	1:18.118	23	12 LAPS	1:25.829
23	11 LAPS	1:23.973	12	6 LAPS	1:16.371	12	6 LAPS	1:15.447	72	8 LAPS	1:19.220	146	6 LAPS	1:17.178	15	7 LAPS	1:16.894
80	10 LAPS	1:22.311	23	11 LAPS	1:24.143	43	11 LAPS	1:19.918	12	6 LAPS	1:15.840	72	8 LAPS	1:19.266	80	11 LAPS	1:24.375
46	6 LAPS	1:16.485	81	1 LAP	2:08.051	81	1 LAP	1:12.559	43	11 LAPS	1:20.013	12	6 LAPS	1:17.699	146	6 LAPS	1:18.198
51	6 LAPS	1:24.283	46	6 LAPS	1:16.698	51	7 LAPS	2:20.615	81	1 LAP	1:12.578	51	8 LAPS	2:12.227	72	8 LAPS	1:19.508
15	6 LAPS	1:16.768	80	10 LAPS	1:23.306	23	11 LAPS	1:23.553	46	6 LAPS	1:15.985	43	11 LAPS	1:20.031	12	6 LAPS	1:18.475
146	5 LAPS	1:16.669	15	6 LAPS	1:16.724	46	6 LAPS	1:16.694	23	11 LAPS	1:23.130	81	1 LAP	1:15.749	51	8 LAPS	1:19.943
						80	10 LAPS	1:24.330							43	11 LAPS	1:18.660
															81	1 LAP	1:17.245

Session Start: 18:00:42 - Finish: 19:31:07

Weather/Track Conditions: Cloud / Dry

Circuit: Donington Park National

Track Length: 3.185 Km - 1.9791 miles

Donington Historic Festival - 28 - 30 Apr 2017

'1000km' for pre-73 Prototype, Touring and GT Cars

Race 10 - Lap Chart

Lap 73			Lap 74			Lap 75		
NO	Behind	Laptime	NO	Behind	Laptime	NO	Behind	Laptime
9		1:09.361	9		1:09.309	9		1:10.777
46	7 LAPS	1:16.851	81	2 LAPS	1:21.013	43	12 LAPS	1:18.373
6	10.217	1:08.972	6	9.918	1:09.010	6	8.377	1:09.236
23	12 LAPS	1:23.147	46	7 LAPS	1:16.994	81	2 LAPS	1:24.270
15	7 LAPS	1:16.427	23	12 LAPS	1:24.977	46	7 LAPS	1:17.011
146	6 LAPS	1:17.860	15	7 LAPS	1:25.529	23	12 LAPS	1:24.127
80	11 LAPS	1:24.799	146	6 LAPS	1:18.944	146	6 LAPS	1:18.479
72	8 LAPS	1:18.814	80	11 LAPS	1:22.185	12	6 LAPS	1:16.823
12	6 LAPS	1:18.961	72	8 LAPS	1:18.077	72	8 LAPS	1:17.911
51	8 LAPS	1:19.478	12	6 LAPS	1:17.431	80	11 LAPS	1:27.745
43	11 LAPS	1:18.570	51	8 LAPS	1:19.244	15	7 LAPS	1:48.478
						51	8 LAPS	2:00.359

Session Start: 18:00:42 - Finish: 19:31:07
Weather/Track Conditions: Cloud / Dry
Circuit: Donington Park National
Track Length: 3.185 Km - 1.9791 miles

Donington Historic Festival - 28 - 30 Apr 2017

GT & Sports Car Cup for pre-66 GT & pre-63 sportscars

Race 11 - Classification

Sheet No:

POS	NO	DRIVER/S	CLASS	CLASS POS	CAR MAKE / MODEL	TIME	LAPS	GAP	DIFF	MPH	BEST	ON
1	2	Bryant-Bryant	GT4	1	AC Cobra 289	2:00:36.67	80	-- 80 laps		78.76	1:21.117	17
2	83	Pearson-Monteverde	GT4	2	Jaguar E-Type	2:01:15.57	80	38.902	38.902	78.34	1:21.764	53
3	81	McCaig-Clark	GT4	3	Jaguar E-Type	2:01:28.47	80	51.801	12.899	78.20	1:23.536	37
4	75	Hadfield-Voyazides	GT4	4	AC Cobra 289	2:01:37.64	80	1:00.966	9.165	78.10	1:21.644	51
5	88	Blakeney-Edwards-Wakeman	GT4	5	Lister Jaguar Coupe	2:00:51.09	79	-- 79 laps	38.647	77.62	1:23.367	32
6	72	Wilkinson-Boot	GT4	6	Jaguar E-Type	2:01:57.63	79	1:06.539	1:06.539	76.91	1:23.596	56
7	84	Keith-Lucas-Gomm	GT4	7	Jaguar E-Type	2:01:57.28	78	-- 78 laps	1:26.970	75.94	1:24.528	21
8	77	Friedrichs-Mallock	GT4	8	Aston Martin DP214	2:02:00.21	78	2.923	2.923	75.91	1:23.188	50
9	85	Hunt-Blakeney-Edwards-Hall	GT4	9	Jaguar E-Type	2:01:17.29	77	-- 77 laps	47.824	75.38	1:24.705	18
10	96	Nyblaeus-Welch	GT3	1	Austin Healey 3000	2:01:24.12	77	6.828	6.828	75.31	1:26.139	54
11	91	Greaves-Galashan	GT4	10	Jaguar E-Type	2:01:45.91	77	28.621	21.793	75.09	1:25.718	28
12	53	Harris-Wilmoth	GT3	2	Austin Healey 3000	2:00:39.76	75	-- 75 laps	1:49.726	73.81	1:27.175	67
13	7	Squire-Squire	GT4	11	Sunbeam Tiger Le Mans	2:00:56.42	75	16.658	16.658	73.63	1:25.638	72
14	57	Le Blanc-van Lanschot	GT3	3	Austin Healey 3000	2:01:12.51	75	32.744	16.086	73.47	1:27.243	70
15	15	Malone-Hall	SP2	1	Lotus 15	2:01:41.40	75	1:01.637	28.893	73.18	1:26.205	74
16	33	Thomas-Bell	GT3	4	Austin Healey 3000	2:01:43.14	75	1:03.379	1.742	73.17	1:25.680	47
17	47	Paul-Bourne	GT2	1	TVR Grantura Mk3	2:01:47.07	75	1:07.303	3.924	73.12	1:26.785	52
18	55	Hunt-Grant-Peterkin	GT3	5	Austin Healey 3000	2:02:03.25	75	1:23.491	16.188	72.96	1:27.598	35
19	48	Ward-Bull	GT2	2	TVR Grantura Mk3	2:02:03.99	75	1:24.227	0.736	72.96	1:27.663	48
20	58	Pangborn-Woods	GT3	6	Austin Healey 3000	2:00:37.90	74	-- 74 laps	3.012	72.84	1:26.215	72
21	71	Ross-Jones-Ross-Jones	GT3	7	Triumph TR4	2:01:39.61	74	1:01.716	1:01.716	72.22	1:28.994	68
22	94	Midgley-Rawe	GT4	12	Lotus Elan 26R	2:01:47.98	74	1:10.084	8.368	72.14	1:29.108	74
23	32	Jacobsen-Jacobsen	GT2	3	MG B	2:00:42.74	73	-- 73 laps	23.870	71.81	1:29.702	21
24	43	Winter-Williams	GT2	4	Porsche 911	2:01:07.09	72	-- 72 laps	1:55.103	70.59	1:31.228	27
25	42	Tognola-Monk	GT2	5	Porsche 911	2:01:08.40	72	1.306	1.306	70.58	1:30.336	31
26	97	Sleep-Sleep	GT4	13	Shelby Mustang GT350	2:01:20.05	72	12.952	11.646	70.46	1:25.325	21
27	41	Jones-Barrie	GT2	6	Porsche 911	2:02:00.24	72	53.150	40.198	70.07	1:31.176	46
28	68	Gordon-Finburgh	GT3	8	Jaguar XK150	2:01:08.83	71	-- 71 laps	44.879	69.59	1:32.233	70
29	21	Mitchell-Yates	SP1	1	Lotus 11	2:01:19.10	71	10.263	10.263	69.49	1:25.513	30
30	40	Galliers-Pratt-Hall	GT2	7	Porsche 911	2:02:01.39	71	52.553	42.290	69.09	1:31.847	32
31	35	Morley-Morley-Morley	GT2	8	MG B	2:02:02.07	70	-- 70 laps	1:36.896	68.11	1:32.245	19
32	61	Orebi-Gann-Bell	GT3	9	Morgan Plus 4 SLR	2:00:49.75	68	-- 68 laps	2:01.166	66.82	1:28.107	26
33	99	Merry-Clayson	GT4	14	Sunbeam Tiger	1:47:58.22	63	-- 63 laps		69.28	1:29.330	26
34	76	Bremner-Bremner-Reid	GT4	15	AC Cobra 289	1:32:18.64	59	-- 59 laps		75.89	1:21.257	4
35	22	Birch-Burnett	GT1	1	Lotus Elite	1:28:44.68	52	-- 52 laps	6:28.585	69.57	1:30.231	51
36	66	Milner-Greensall	GT3	10	Jaguar E-Type	1:08:27.76	40	-- 40 laps		69.38	1:24.579	31
37	37	Phillips-Phillips-Phillips	GT2	9	MG B	1:13:32.64	39	-- 39 laps	7:56.352	62.96	1:36.161	31
38	56	Clarkson-Smithies	GT3	11	Austin Healey 3000	53:52.339	36	-- 36 laps		79.35	1:26.745	33
39	65	Cooke-Twyman	GT3	12	Jaguar E-Type	17:39.646	11	-- 11 laps	1:20.065	73.96	1:31.085	4
40	1	Welch-Corfield	GT3	13	Austin Healey 3000	14:52.319	10	-- 10 laps		79.84	1:27.237	9

Session Start: 09:12:59 - Finish: 11:13:35

Weather/Track Conditions: Sun / Dry

Circuit: Donington Park National

Track Length: 3.185 Km - 1.9791 miles

These results are provisional until the conclusion of any judicial and technical matters.

Clerk of the Course:	Timekeeper:	Issued at:
Julian Floyd	Nick Palmer	

Donington Historic Festival - 28 - 30 Apr 2017

GT & Sports Car Cup for pre-66 GT & pre-63 sportscars

Race 11 - Classification

Sheet No:

----- FASTEST LAP SUMMARY -----

NO	DRIVER/S	CLASS	CAR MAKE / MODEL	FASTEST LAP	ON	MPH
2	Bryant-Bryant	GT4	AC Cobra 289	1:21.117	17	87.83
66	Milner-Greensall	GT3	Jaguar E-Type	1:24.579	31	84.24
21	Mitchell-Yates	SP1	Lotus 11	1:25.513	30	83.32
15	Malone-Hall	SP2	Lotus 15	1:26.205	74	82.65
47	Paul-Bourne	GT2	TVR Grantura Mk3	1:26.785	52	82.10
22	Birch-Burnett	GT1	Lotus Elite	1:30.231	51	78.96

Session Start: 09:12:59 - Finish: 11:13:35

Weather/Track Conditions: Sun / Dry

Circuit: Donington Park National

Track Length: 3.185 Km - 1.9791 miles

These results are provisional until the conclusion of any judicial and technical matters.

Clerk of the Course:

Julian Floyd

Timekeeper:

Nick Palmer

Issued at:

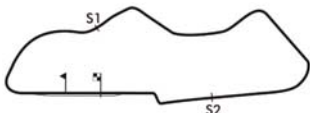
Donington Historic Festival - 28 - 30 Apr 2017

GT & Sports Car Cup for pre-66 GT & pre-63 sportscars

Race 11 - Sector Analysis

1 Welch-Corfield (GT3)										Austin Healey 3000										
lap	Sect-1	Speed	Sect-2	Speed	Sect-3	Speed	TopSpeed	laptime	pit	lap	Sect-1	Speed	Sect-2	Speed	Sect-3	Speed	Topspeed	laptime	pit	
1				111.8	16.987			1:38.900		6	25.132	92.1	46.925	114.3	15.965				1:28.022	
2	25.594	90.2	47.449	113.5	17.270	95.0		1:30.313		7	25.197	92.8	46.199	113.9	16.515	97.0			1:27.911	
3	25.119	94.8	45.897	113.4	16.736	96.3		1:27.752		8	25.192	98.0	46.874	113.0	15.742	97.9			1:27.808	
4	25.199	100.4	46.362	113.7	16.080	97.7		1:27.641		9	24.880	97.4	46.303	114.7	16.054				1:27.237	
5	25.195	91.3	47.178	114.3	15.696			1:28.069		10	25.043	98.0	46.115	114.7	17.508				1:28.666	

2 Bryant-Bryant (GT4)										AC Cobra 289										
lap	Sect-1	Speed	Sect-2	Speed	Sect-3	Speed	TopSpeed	laptime	pit	lap	Sect-1	Speed	Sect-2	Speed	Sect-3	Speed	Topspeed	laptime	pit	
1				126.1	14.873	111.5		1:27.288		41	35.052	42.3	1:34.857	30.1	34.421	52.9			2:44.330	
2	23.418	100.6	43.892	126.8	14.474			1:21.784		42	47.760	60.4	1:19.211	41.0	32.583	59.6			2:39.554	
3	23.380	98.7	43.598	125.2	14.559			1:21.537		43	41.663	56.5	1:17.757	37.1	30.355				2:29.775	
4	23.380	103.8	43.380	125.2	14.699	109.5		1:21.459		44	41.020	60.4	1:30.899	29.7	30.591	69.9			2:42.510	
5	23.523	100.6	43.129	127.5	14.795			1:21.447		45	41.791	55.7	1:18.502	53.4	In				2:29.151	P
6	23.468	102.4	43.095	127.5	14.986			1:21.549		46	Out	85.1	48.346	74.5	20.969	75.6			2:48.647	P
7	23.484	103.5	44.120	125.2	14.439	110.9		1:22.043		47	33.551	77.1	1:01.426	80.1	18.896	105.9			1:53.873	
8	23.420	101.5	43.994	127.3	14.361			1:21.775		48	25.815	89.7	45.114	103.3	17.299				1:28.228	
9	23.560	101.2	43.933	124.7	14.955	109.5		1:22.448		49	25.119	92.1	43.982	122.6	14.919	110.9			1:24.020	
10	23.421	99.6	43.439	124.7	15.704	110.0		1:22.564		50	23.634	98.3	44.082	114.9	15.409	110.2			1:23.125	
11	23.550	100.0	43.147	126.8	15.277	96.2		1:21.974		51	23.966	101.2	43.264	120.2	15.069	110.6			1:22.299	
12	24.997	99.6	44.345	125.4	14.751			1:24.093		52	23.965	95.8	44.868	119.6	14.891				1:23.724	
13	23.368	103.7	43.946	126.6	14.519			1:21.833		53	23.765	100.3	43.756	119.6	15.061				1:22.582	
14	23.612	102.3	43.209	127.3	15.091			1:21.912		54	23.861	93.4	44.007	120.2	15.014	109.0			1:22.882	
15	23.738	96.7	43.934	126.6	14.755	108.4		1:22.427		55	23.627	101.3	43.961	118.5	15.251	107.4			1:22.839	
16	23.440	102.4	44.420	123.5	15.294			1:23.154		56	23.623	104.8	43.416	120.5	16.019	107.7			1:23.058	
17	23.402	104.5	43.016	127.0	14.699	108.8		1:21.117		57	24.104	99.0	45.218	120.5	15.048	108.4			1:24.370	
18	23.094	104.0	43.301	121.3	15.202	110.2		1:21.597		58	23.595	103.2	43.317	127.5	14.884	109.8			1:21.796	
19	23.296	101.5	43.834	126.3	14.703	109.1		1:21.833		59	24.074	96.5	44.221	122.0	14.926	109.8			1:23.221	
20	23.585	88.8	48.837	127.0	14.657			1:27.079		60	23.453	102.6	43.500	123.8	15.066	110.0			1:22.019	
21	23.706	103.3	42.993	127.0	14.505	110.0		1:21.204		61	23.479	99.6	43.191	125.4	15.020	108.6			1:21.690	
22	23.152	102.1	43.085	126.1	15.385	108.4		1:21.622		62	23.905	100.6	43.621	121.3	15.469				1:22.995	
23	23.951	97.4	44.914	126.8	14.765	110.6		1:23.630		63	23.788	102.9	43.561	119.0	15.187				1:22.536	
24	23.435	103.0	43.240	126.3	14.592			1:21.267		64	23.803	103.5	43.564	120.9	15.641	106.4			1:23.008	
25	23.167	104.0	43.831	125.4	15.137	109.8		1:22.135		65	23.542	101.8	43.593	121.5	15.275				1:22.410	
26	23.220	102.9	43.721	126.8	14.515			1:21.456		66	23.732	100.7	43.892	123.5	15.116	106.0			1:22.740	
27	23.228	103.5	44.948	123.5	15.155	107.7		1:23.331		67	24.060	99.7	44.616	121.3	15.177	107.2			1:23.853	
28	23.429	100.4	45.934	122.0	15.067	108.3		1:24.430		68	24.112	102.3	43.711	124.5	16.391	105.9			1:24.214	
29	23.286	103.0	42.905	127.8	15.292	108.8		1:21.483		69	23.924	99.1	44.050	117.5	15.313				1:23.287	
30	23.290	102.6	43.548	125.9	14.818			1:21.656		70	23.720	100.2	43.823	125.4	15.206	107.9			1:22.749	
31	23.457	104.6	44.438	126.8	14.814	107.7		1:22.709		71	24.436	98.7	44.576	122.2	15.160	106.2			1:24.172	
32	23.539	102.1	44.297	125.9	14.577			1:22.413		72	23.846	103.3	45.434	120.9	15.175	106.2			1:24.455	
33	23.614	103.5	43.008	127.0	14.550	109.5		1:21.172		73	23.885	103.3	44.706	119.2	15.300	107.9			1:23.891	
34	23.511	89.6	44.410	125.4	14.937			1:22.858		74	24.145	97.3	44.775	122.9	15.313	106.5			1:24.233	
35	23.634	97.0	44.384	113.7	In			1:29.400	P	75	23.970	101.0	43.519	124.9	15.050				1:22.539	
36	Out	78.7	48.967	112.8	16.704	106.9		2:41.209	P	76	24.101	99.9	44.109	119.6	15.341				1:23.551	
37	25.455	86.8	47.658	98.2	16.803			1:29.916		77	24.546	101.0	44.171	119.6	16.554	102.3			1:25.271	
38	25.250	89.8	47.250	93.4	16.494	107.7		1:28.994		78	24.486	94.4	45.783	120.5	15.578				1:25.847	
39	25.039	87.5	46.568	111.8	15.628	110.0		1:27.235		79	23.920	100.4	44.140	119.6	15.079	106.7			1:23.139	
40	24.973	90.5	48.289	90.6	21.971			1:35.233		80	24.112	100.7	44.413	124.0	15.300				1:23.825	



Session Start: 09:12:59 - Finish: 11:13:35

Weather/Track Conditions: Sun / Dry

Circuit: Donington Park National

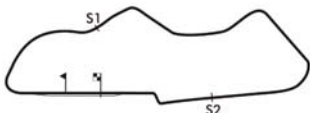
Track Length: 3.185 Km - 1.9791 miles

Donington Historic Festival - 28 - 30 Apr 2017

GT & Sports Car Cup for pre-66 GT & pre-63 sportscars

Race 11 - Sector Analysis

7 Squire-Squire (GT4)										Sunbeam Tiger Le Mans										
lap	Sect-1	Speed	Sect-2	Speed	Sect-3	Speed	TopSpeed	laptime	pit	lap	Sect-1	Speed	Sect-2	Speed	Sect-3	Speed	Topspeed	laptime	pit	
1			49.925	107.0	16.783			1:41.489		39	41.491	56.8	1:21.944	19.9	32.362			2:35.797		
2	25.851	89.4	47.902	106.4	16.439	103.7		1:30.192		40	36.873	60.0	1:23.634	23.0	31.498			2:32.005		
3	26.327	92.4	47.513	109.0	16.323			1:30.163		41	33.521	55.6	1:40.907	21.9	27.969			2:42.397		
4	25.552	95.2	47.021	109.8	16.402			1:28.975		42	34.992	56.0	1:17.670	54.2	23.899			2:16.561		
5	25.730	94.3	47.318	114.3	16.140			1:29.188		43	46.477	51.3	1:14.802	52.2	21.010	66.0		2:22.289		
6	25.449	93.9	46.846	113.2	15.925	104.4		1:28.220		44	34.706	60.8	1:04.752	70.4	In			2:04.200	P	
7	25.252	97.0	47.976	113.9	16.003			1:29.231		45		90.4	48.434	114.5	15.930	103.1		2:29.998	P	
8	25.174	95.2	46.996	113.9	16.077			1:28.247		46	25.397	101.3	47.167	116.5	16.057	101.7		1:28.621		
9	25.374	94.4	46.828	113.4	16.066	101.6		1:28.268		47	25.735	97.3	46.578	107.2	17.308			1:29.621		
10	25.657	89.0	46.953	113.7	16.105			1:28.715		48	24.862	97.6	45.805	115.1	15.921			1:26.588		
11	25.835	86.5	48.305	111.3	16.207	100.2		1:30.347		49	25.146	101.0	45.688	116.9	15.902	103.7		1:26.736		
12	25.720	92.3	47.117	109.3	16.072			1:28.909		50	24.990	94.1	46.056	116.3	16.940	97.6		1:27.986		
13	25.416	95.2	47.686	113.2	16.002			1:29.104		51	25.320	94.6	47.228	105.4	16.650			1:29.198		
14	25.823	90.8	47.048	114.5	16.320	100.8		1:29.191		52	24.917	99.1	46.087	115.3	16.108			1:27.112		
15	25.781	95.6	46.273	110.9	16.111			1:28.165		53	25.269	102.0	46.876	109.1	16.991	100.9		1:29.136		
16	25.384	96.0	46.647	111.3	16.366			1:28.397		54	25.300	92.5	46.275	113.9	16.261	103.7		1:27.836		
17	25.386	94.3	47.176	106.2	16.172			1:28.734		55	25.311	99.7	45.953	114.9	16.140			1:27.404		
18	25.362	95.6	47.174	113.4	16.170			1:28.706		56	25.027	96.9	46.303	113.0	16.132	103.1		1:27.462		
19	25.766	88.4	48.320	113.0	16.074	101.4		1:30.160		57	25.675	95.2	47.349	115.1	17.625			1:30.649		
20	25.409	94.8	47.297	113.0	15.967	100.9		1:28.673		58	24.833	100.3	45.953	114.3	16.384			1:27.170		
21	25.765	95.2	47.094	110.7	16.210	101.7		1:29.069		59	25.026	99.9	46.206	112.0	16.115	102.5		1:27.347		
22	25.825	94.7	47.417	110.0	16.111			1:29.353		60	24.983	103.5	46.987	113.0	15.793	103.0		1:27.763		
23	25.143	92.8	47.320	114.7	16.141			1:28.604		61	26.853	99.1	45.800	110.2	15.995	100.2		1:28.648		
24	25.132	97.3	46.630	110.4	15.939			1:27.701		62	25.069	97.8	48.333	114.9	16.254			1:29.656		
25	25.177	93.0	48.823	113.2	16.118	100.5		1:30.118		63	24.752	98.8	45.740	110.9	16.017			1:26.509		
26	25.408	90.9	47.840	110.7	16.143	101.7		1:29.391		64	25.013	100.6	46.088	111.7	16.182			1:27.283		
27	25.550	94.8	46.650	111.5	In			1:33.170	P	65	25.885	92.5	46.674	116.3	16.269			1:28.828		
28	Out	77.2	52.410	103.4	17.240			2:37.348	P	66	25.007	98.1	47.474	114.1	15.812			1:28.293		
29	26.715	82.5	52.620	106.7	16.915	101.3		1:36.250		67	24.794	99.9	45.607	116.1	15.750			1:26.151		
30	26.643	87.6	48.993	112.8	16.962			1:32.598		68	25.328	98.8	45.955	116.1	15.502	103.4		1:26.785		
31	27.039	80.6	50.087	105.2	17.802	100.9		1:34.928		69	24.960	96.7	48.252	117.7	15.592	103.0		1:28.804		
32	27.551	86.0	50.108	109.5	16.913	100.2		1:34.572		70	24.754	99.9	46.132	112.6	15.917			1:26.803		
33	26.405	87.0	50.396	113.0	17.381	99.6		1:34.182		71	24.710	97.4	46.012	118.8	16.347	99.9		1:27.069		
34	26.120	86.5	48.752	102.3	17.041			1:31.913		72	24.645	100.9	45.283	114.7	15.710	103.7		1:25.638		
35	26.625	87.4	49.453	99.2	17.267			1:33.345		73	24.706	101.0	45.722	115.9	15.864	101.7		1:26.292		
36	26.851	83.4	49.267	111.3	35.816			1:51.934		74	24.942	95.2	47.340	117.5	16.386	99.8		1:28.668		
37	26.566	89.5	50.377	84.9	20.671	93.8		1:37.614		75	25.078	99.6	45.540	117.1	15.613			1:26.231		
38	27.325	86.3	1:30.559	20.0	37.843			2:35.727		76										



Session Start: 09:12:59 - Finish: 11:13:35

Weather/Track Conditions: Sun / Dry

Circuit: Donington Park National

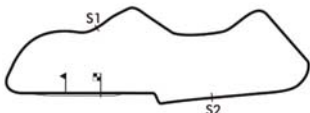
Track Length: 3.185 Km - 1.9791 miles

Donington Historic Festival - 28 - 30 Apr 2017

GT & Sports Car Cup for pre-66 GT & pre-63 sportscars

Race 11 - Sector Analysis

15 Malone-Hall (SP2)										Lotus 15										
lap	Sect-1	Speed	Sect-2	Speed	Sect-3	Speed	TopSpeed	laptime	pit	lap	Sect-1	Speed	Sect-2	Speed	Sect-3	Speed	Topspeed	laptime	pit	
1				117.5	16.204	100.6		1:37.171		39	32.387	73.0	1:27.198	22.5	31.446			2:31.031		
2	25.110	92.9	48.710	113.0	15.703	100.2		1:29.523		40	32.529	74.6	1:42.281	23.0	28.857	79.5		2:43.667		
3	25.114	94.7	47.116	112.6	15.863	97.4		1:28.093		41	31.597	70.8	1:16.334	58.2	In			2:14.483	P	
4	25.213	95.0	47.134	111.7	15.695			1:28.042		42	Out	81.7	50.734	85.1	18.112			2:30.864	P	
5	24.918	95.9	46.872	113.9	15.556	101.1		1:27.346		43	28.928	77.1	1:00.510	84.5	19.009	97.7		1:48.447		
6	24.775	99.7	46.583	113.9	16.520			1:27.878		44	25.211	88.7	48.431	113.0	15.913	101.4		1:29.555		
7	25.168	95.4	47.125	113.7	15.800			1:28.093		45	25.135	80.4	48.893	113.7	15.996			1:30.024		
8	24.753	92.8	47.476	112.0	15.727			1:27.956		46	25.261	99.6	46.946	111.7	15.747	99.0		1:27.954		
9	24.954	96.5	46.789	113.2	15.571			1:27.314		47	25.419	97.1	47.907	110.0	15.761			1:29.087		
10	24.957	98.3	46.526	114.3	15.478			1:26.961		48	25.223	96.3	47.347	111.5	16.795	101.6		1:29.365		
11	24.674	94.4	46.879	112.6	15.633	101.6		1:27.186		49	25.283	97.6	47.797	112.8	16.297	102.2		1:29.377		
12	24.930	95.9	47.293	113.9	15.779	100.6		1:28.002		50	25.529	90.1	46.730	113.9	15.887			1:28.146		
13	25.157	92.5	47.122	113.4	15.492	102.6		1:27.771		51	24.551	91.5	46.606	114.1	15.719			1:26.876		
14	25.233	93.7	47.311	113.7	15.594			1:28.138		52	24.592	96.7	46.359	115.1	15.754			1:26.705		
15	25.052	91.8	47.013	108.4	16.009	98.4		1:28.074		53	24.577	94.6	46.821	109.0	15.706	101.6		1:27.104		
16	25.132	98.0	47.422	114.7	15.783	99.5		1:28.337		54	24.827	95.2	47.367	111.5	16.038			1:28.232		
17	25.278	92.1	47.755	111.7	15.924	99.8		1:28.957		55	24.996	98.1	47.748	113.7	15.847	101.3		1:28.591		
18	25.074	92.0	47.570	111.8	15.712			1:28.356		56	25.421	94.7	47.649	110.0	15.911	100.2		1:28.981		
19	26.147	85.6	48.326	110.9	15.495	99.8		1:29.968		57	25.257	89.6	50.286	111.7	15.962			1:31.505		
20	24.959	95.0	47.437	108.6	16.434			1:28.830		58	25.007	96.2	47.309	112.8	15.727			1:28.043		
21	24.828	97.0	47.875	110.7	15.572			1:28.275		59	25.199	85.3	47.282	113.9	15.799			1:28.280		
22	25.430	93.4	48.319	112.6	15.656	100.0		1:29.405		60	24.832	98.3	47.054	112.6	15.819			1:27.705		
23	24.950	99.3	47.440	112.0	16.595	98.9		1:28.985		61	25.202	91.4	46.995	111.8	15.718			1:27.915		
24	25.896	97.7	47.559	111.3	16.797			1:30.252		62	24.958	97.1	46.880	114.3	15.866	100.9		1:27.704		
25	24.935	99.6	48.184	108.1	In			1:34.829	P	63	25.034	95.9	46.853	114.3	15.325			1:27.212		
26	Out	91.2	47.516	102.5	16.807			2:47.988	P	64	25.178	93.9	47.037	113.0	15.794	98.2		1:28.009		
27	26.048	92.1	48.906	105.5	In			1:35.838	P	65	24.989	98.3	47.650	113.5	16.111	100.0		1:28.750		
28	Out	92.4	47.393	110.4	15.770			3:21.185	P	66	24.794	88.3	47.458	113.0	15.545			1:27.797		
29	25.113	94.7	47.510	106.7	16.295	95.8		1:28.918		67	24.839	97.7	46.276	113.7	15.728			1:26.843		
30	25.150	99.1	47.122	106.9	16.288	96.5		1:28.560		68	24.778	102.1	47.606	114.7	15.166			1:27.550		
31	25.727	93.0	47.673	107.0	16.706	99.6		1:30.106		69	24.942	84.3	47.981	114.3	15.449	101.7		1:28.372		
32	25.224	89.6	48.326	108.1	15.897			1:29.447		70	24.757	100.0	47.307	113.9	15.615	100.0		1:27.679		
33	25.296	94.3	48.154	99.5	16.686			1:30.136		71	25.046	95.6	46.818	111.3	15.940			1:27.804		
34	24.829	96.0	47.774	110.0	16.071	100.2		1:28.674		72	24.774	98.7	46.349	114.3	15.497	100.0		1:26.620		
35	25.063	93.2	47.859	106.7	In			1:33.760	P	73	24.924	98.4	46.895	113.9	15.370	101.9		1:27.189		
36	Out	82.7	51.793	90.4	20.026	83.5		2:39.841	P	74	24.705	90.0	46.107	115.9	15.393			1:26.205		
37	27.236	87.6	1:13.715	12.9	39.587			2:20.538		75	24.679	99.4	46.141	114.9	15.628			1:26.448		
38	34.958	46.2	1:27.201	19.2	34.393			2:36.552		76										



Session Start: 09:12:59 - Finish: 11:13:35

Weather/Track Conditions: Sun / Dry

Circuit: Donington Park National

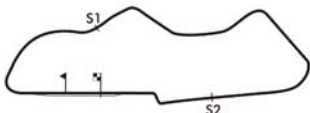
Track Length: 3.185 Km - 1.9791 miles

Donington Historic Festival - 28 - 30 Apr 2017

GT & Sports Car Cup for pre-66 GT & pre-63 sportscars

Race 11 - Sector Analysis

21 Mitchell-Yates (SP1)									Lotus 11											
lap	Sect-1	Speed	Sect-2	Speed	Sect-3	Speed	TopSpeed	laptime	pit	lap	Sect-1	Speed	Sect-2	Speed	Sect-3	Speed	Topspeed	laptime	pit	
1		66.4	57.753	93.9	19.220	84.2		1:53.060		37	43.538	57.5	1:20.888	26.7	33.292			2:37.718		
2	30.874	74.8	54.616	100.6	17.824	87.6		1:43.314		38	37.366	64.5	1:21.996	26.5	33.212	66.5		2:32.574		
3	28.435	79.3	55.235	97.4	17.873	88.9		1:41.543		39	34.065	54.8	1:38.681	21.8	28.585	72.4		2:41.331		
4	28.218	80.3	52.906	96.3	17.827			1:38.951		40	36.398	54.7	1:17.514	60.4	24.803	51.9		2:18.715		
5	28.346	78.3	54.331	100.2	17.303			1:39.980		41	44.510	57.3	1:15.230	67.2	22.237			2:21.977		
6	28.484	76.3	54.667	98.0	17.415			1:40.566		42	34.317	67.7	1:03.886	75.1	17.937			1:26.140		
7	28.552	80.5	55.735	98.3	17.608	86.5		1:41.895		43	25.526	95.4	46.556	106.9	15.733			1:27.815		
8	28.777	80.4	54.288	100.6	17.653			1:40.718		44	25.360	101.5	46.432	106.7	15.344	93.3		1:27.136		
9	28.427	78.6	54.516	96.2	17.598			1:40.541		45	24.906	106.4	45.884	106.5	15.287			1:26.077		
10	27.845	82.3	54.514	99.2	17.879			1:40.238		46	25.010	106.3	45.822	106.0	15.175	93.4		1:26.007		
11	28.379	79.3	54.130	100.3	17.428			1:39.937		47	24.938	106.1	46.024	105.9	16.055	92.5		1:27.017		
12	28.020	74.6	54.156	99.6	17.314	89.5		1:39.490		48	25.022	106.6	45.632	107.0	15.353	94.4		1:26.007		
13	28.054	80.4	53.398	101.1	17.308			1:38.760		49	25.145	105.9	46.177	107.6	15.548			1:26.870		
14	27.845	82.7	53.565	98.9	18.317	89.7		1:39.727		50	24.788	106.9	45.821	107.2	In			1:30.000	P	
15	28.524	77.2	53.502	102.5	16.997	90.3		1:39.023		51	Out	77.5	53.657	96.2	18.104	86.1		2:39.077	P	
16	27.881	86.3	53.242	99.5	17.395	89.4		1:38.518		52	28.583	82.2	54.157	99.9	17.517	91.2		1:40.257		
17	28.636	83.6	53.125	97.6	18.491	88.5		1:40.252		53	27.813	81.9	53.270	95.4	18.331			1:39.414		
18	28.786	79.2	53.787	101.7	17.268			1:39.841		54	28.194	84.8	52.097	100.5	17.392	89.4		1:37.683		
19	28.430	84.9	53.547	98.2	18.681	87.9		1:40.658		55	27.071	87.6	52.156	100.5	17.283			1:36.510		
20	27.961	87.1	52.795	98.6	17.995			1:38.751		56	27.460	84.8	51.950	102.2	17.035			1:36.445		
21	28.230	78.7	53.724	100.5	17.918	89.8		1:39.872		57	28.018	79.8	52.531	101.7	17.214	89.9		1:37.763		
22	27.856	84.7	52.929	99.6	17.363	89.1		1:38.148		58	27.463	81.6	52.178	104.2	17.581			1:37.222		
23	27.846	83.0	53.741	97.6	17.902			1:39.489		59	27.639	88.3	51.646	103.4	17.233	88.8		1:36.518		
24	27.896	83.9	54.046	95.2	In			1:44.757	P	60	27.476	87.2	52.053	104.6	16.905	91.1		1:36.434		
25	Out	100.7	48.270	105.9	15.157			2:20.196	P	61	28.019	73.1	52.663	101.4	17.237	88.2		1:37.919		
26	25.610	104.8	46.361	106.0	15.064			1:27.035		62	28.056	85.1	52.382	99.6	17.397	88.6		1:37.835		
27	25.255	106.3	46.697	106.5	15.084	94.0		1:27.036		63	27.882	82.5	53.541	102.3	17.378	87.4		1:38.801		
28	24.911	107.6	45.734	106.5	16.841			1:27.486		64	27.843	85.1	52.885	100.0	17.381			1:38.109		
29	24.964	106.1	47.724	106.5	15.141			1:27.829		65	27.973	81.5	53.012	101.9	16.934	91.7		1:37.919		
30	24.619	108.3	45.745	106.7	15.149	95.2		1:25.513		66	27.192	83.5	52.793	104.2	17.198			1:37.183		
31	25.121	105.9	46.183	106.4	15.861			1:27.165		67	29.390	81.6	54.459	97.6	17.724			1:41.573		
32	24.937	106.6	46.194	106.0	15.334	93.4		1:26.465		68	28.019	80.0	51.594	104.1	17.370	86.4		1:36.983		
33	24.840	106.9	45.978	106.7	16.103	94.0		1:26.921		69	27.857	78.2	54.057	91.7	18.182	89.2		1:40.096		
34	24.969	106.8	46.076	106.0	18.961	91.9		1:30.006		70	28.296	75.1	51.924	103.1	17.091	89.5		1:37.311		
35	25.253	105.9	47.147	100.9	18.385	91.1		1:30.785		71	27.580	81.7	51.641	100.5	18.106	86.3		1:37.327		
36	27.042	85.9	1:37.705	21.0	36.126	54.5		2:40.873		72										



Session Start: 09:12:59 - Finish: 11:13:35

Weather/Track Conditions: Sun / Dry

Circuit: Donington Park National

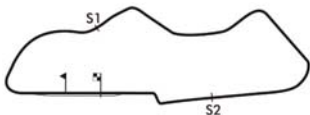
Track Length: 3.185 Km - 1.9791 miles

Donington Historic Festival - 28 - 30 Apr 2017

GT & Sports Car Cup for pre-66 GT & pre-63 sportscars

Race 11 - Sector Analysis

22 Birch-Burnett (GT1)									Lotus Elite											
lap	Sect-1	Speed	Sect-2	Speed	Sect-3	Speed	TopSpeed	laptime	pit	lap	Sect-1	Speed	Sect-2	Speed	Sect-3	Speed	Topspeed	laptime	pit	
1								1:53.565		27	Out	88.9	49.543	101.3	16.533				3:01.679	P
2	27.788	94.3	50.219	98.7	17.712	85.4		1:35.719		28	27.115	97.0	49.542	101.3	16.729	88.6			1:33.386	
3	27.404	92.1	50.236	98.4	17.024			1:34.664		29	27.602	91.6	50.937	95.8	17.673				1:36.212	
4	27.327	95.2	49.923	98.7	17.230	85.7		1:34.480		30	26.573	94.7	48.618	102.5	16.549				1:31.740	
5	28.244	90.3	50.433	100.0	16.892			1:35.569		31	26.950	92.0	50.311	101.9	16.505	91.4			1:33.766	
6	27.944	96.0	50.210	99.8	17.117			1:35.271		32	27.588	93.4	48.732	101.4	16.624				1:32.944	
7	27.702	88.3	49.740	99.2	16.677	86.9		1:34.119		33	27.332	96.9	49.385	100.9	16.757	90.6			1:33.474	
8	27.183	96.5	49.779	99.5	16.922			1:33.884		34	26.365	92.8	49.176	103.3	16.527	90.3			1:32.068	
9	27.153	85.1	49.726	99.9	18.380	86.3		1:35.259		35	26.414	91.8	49.965	88.8	23.162	77.9			1:39.541	
10	27.268	96.5	49.353	99.6	16.590			1:33.211		36	39.947	46.4	1:33.084	37.4	35.453	43.3			2:48.484	
11	27.404	85.0	50.078	98.7	18.679			1:36.161		37	46.559	56.4	1:20.054	41.5	32.291	49.4			2:38.904	
12	27.408	91.5	49.349	99.8	17.969	88.0		1:34.726		38	42.130	57.9	1:17.027	41.0	30.715	54.7			2:29.872	
13	26.809	98.3	49.082	99.2	16.624	88.7		1:32.515		39	41.791	59.3	1:28.311	37.8	31.266	53.1			2:41.368	
14	26.815	92.1	49.170	99.0	16.485			1:32.470		40	44.562	52.8	1:14.829	80.9	18.942	83.5			2:18.333	
15	26.866	96.7	49.275	99.0	16.313			1:32.454		41	28.234	90.4	51.674	99.3	17.341	84.8			1:37.249	
16	27.284	92.8	50.386	98.3	16.293	87.7		1:33.963		42	29.016	83.7	50.506	90.6	18.709				1:38.231	
17	27.105	96.5	48.738	100.3	16.448			1:32.291		43	28.633	80.1	1:00.630	89.5	19.299	89.9			1:48.562	
18	26.777	94.4	51.799	98.3	17.629			1:36.205		44	26.200	97.6	49.346	100.0	18.300	88.2			1:33.846	
19	27.420	93.9	48.801	99.3	16.664			1:32.885		45	26.095	93.0	49.221	103.0	17.128	90.3			1:32.444	
20	27.513	94.7	49.095	99.6	16.438			1:33.046		46	26.122	96.9	48.110	103.1	16.404				1:30.636	
21	26.749	94.6	50.176	98.9	17.733			1:34.658		47	26.653	87.6	49.787	103.6	16.322	91.2			1:32.762	
22	27.522	93.4	49.208	99.0	16.487	88.8		1:33.217		48	26.145	94.2	48.742	101.9	16.244				1:31.131	
23	26.791	95.1	49.284	98.7	16.614	88.0		1:32.689		49	26.117	91.9	48.286	102.0	15.949	91.4			1:30.352	
24	27.119	94.8	49.524	98.9	17.023			1:33.666		50	26.558	96.9	47.622	102.5	16.229	91.6			1:30.409	
25	27.054	95.6	50.324	100.5	16.579	85.4		1:33.957		51	26.040	95.2	47.722	102.5	16.469				1:30.231	
26	27.170	93.5	50.224	98.2	In			1:38.477	P	52	26.263	96.6	52.671	65.4	In				1:47.941	P



Session Start: 09:12:59 - Finish: 11:13:35

Weather/Track Conditions: Sun / Dry

Circuit: Donington Park National

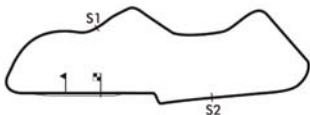
Track Length: 3.185 Km - 1.9791 miles

Donington Historic Festival - 28 - 30 Apr 2017

GT & Sports Car Cup for pre-66 GT & pre-63 sportscars

Race 11 - Sector Analysis

32 Jacobsen-Jacobsen (GT2)									MG B										
lap	Sect-1	Speed	Sect-2	Speed	Sect-3	Speed	TopSpeed	laptime	pit	lap	Sect-1	Speed	Sect-2	Speed	Sect-3	Speed	Topspeed	laptime	pit
1		81.2	51.764	102.2	17.105	89.7		1:46.352		38	27.509	85.5	54.479	23.6	36.634	77.5		1:58.622	
2	26.843	92.4	49.084	103.7	17.493	89.7		1:33.420		39	34.214	43.8	1:30.061	16.1	32.853	69.5		2:37.128	
3	26.605	91.5	48.939	103.7	16.512			1:32.056		40	32.533	74.1	1:28.230	22.4	31.303			2:32.066	
4	26.058	95.8	48.110	103.3	16.712	89.8		1:30.880		41	32.147	77.5	1:44.500	34.5	26.366			2:43.013	
5	26.164	94.7	48.588	103.3	16.565			1:31.317		42	32.329	79.5	1:14.306	53.7	23.840	83.2		2:10.475	
6	27.267	92.1	49.096	102.5	16.911	87.9		1:33.274		43	40.824	48.0	1:16.422	62.8	22.368	77.3		2:19.614	
7	26.342	93.9	47.892	103.6	16.368			1:30.602		44	31.723	77.1	1:03.497	75.7	19.363	88.7		1:54.583	
8	26.160	94.4	48.506	103.4	16.253	89.7		1:30.919		45	27.636	89.1	52.638	102.6	17.699			1:37.973	
9	27.238	86.6	48.418	103.1	16.654	88.5		1:32.310		46	26.599	94.8	48.910	103.4	16.819	91.2		1:32.328	
10	25.828	98.1	49.482	103.3	16.409	88.2		1:31.719		47	26.935	96.9	49.804	103.3	17.025			1:33.764	
11	27.305	95.4	48.539	101.6	16.247			1:32.091		48	26.241	96.6	49.394	104.1	18.324			1:33.959	
12	26.572	90.7	49.175	103.0	17.130			1:32.877		49	27.024	91.2	49.518	104.9	16.940	92.2		1:33.482	
13	26.224	96.2	47.812	103.3	17.315			1:31.351		50	27.217	87.4	49.412	105.0	17.024	92.0		1:33.653	
14	26.197	97.7	47.727	101.9	16.800	87.9		1:30.724		51	26.411	94.2	50.084	104.4	17.426			1:33.921	
15	26.140	95.6	48.230	102.6	17.091			1:31.461		52	26.703	94.4	49.716	103.7	16.433			1:32.852	
16	26.122	98.3	51.335	102.2	16.904			1:34.361		53	26.721	93.9	49.930	105.4	16.985			1:33.636	
17	27.066	78.6	50.837	100.8	16.664			1:34.567		54	26.285	93.7	49.765	102.3	16.967	91.1		1:33.017	
18	26.366	96.0	50.221	102.3	16.325			1:32.912		55	26.386	97.4	49.246	101.4	16.880			1:32.512	
19	25.809	99.9	47.697	103.1	16.709	90.6		1:30.215		56	26.362	95.2	49.166	103.1	16.783	92.1		1:32.311	
20	26.158	99.6	47.840	103.4	16.130			1:30.128		57	26.785	91.9	50.001	102.8	16.761	91.7		1:33.547	
21	26.014	97.4	47.685	103.4	16.003			1:29.702		58	26.573	92.9	48.863	103.3	16.805			1:32.241	
22	25.919	95.9	48.106	102.2	16.382			1:30.407		59	26.882	95.1	48.591	103.6	16.603	90.7		1:32.076	
23	26.010	95.4	50.297	101.7	16.403	88.1		1:32.710		60	26.210	94.7	50.654	102.3	In			1:38.233	P
24	26.326	97.1	47.863	102.5	16.648	90.0		1:30.837		61	Out	91.5	48.678	102.5	16.777			2:44.662	P
25	25.878	98.0	49.822	102.0	17.376			1:33.076		62	26.666	96.3	48.333	103.1	16.650			1:31.649	
26	26.254	98.7	49.236	102.6	16.270	89.2		1:31.760		63	25.831	98.7	47.760	103.1	16.422	90.4		1:30.013	
27	25.806	100.2	48.780	103.3	16.421			1:31.007		64	25.823	96.5	48.742	102.6	16.957	89.2		1:31.522	
28	26.097	88.4	50.007	103.3	16.111			1:32.215		65	27.388	89.0	50.497	104.6	16.359	92.0		1:34.244	
29	25.887	96.2	48.192	103.6	16.542	89.9		1:30.621		66	26.615	94.8	47.351	104.4	16.300			1:30.266	
30	26.244	96.0	48.614	102.5	16.479	89.7		1:31.337		67	25.714	100.6	50.625	104.4	16.515	91.0		1:32.854	
31	26.700	84.9	48.970	102.6	18.032	90.5		1:33.702		68	26.626	86.7	48.625	103.7	16.391			1:31.642	
32	25.901	94.8	49.767	97.2	18.068			1:33.736		69	26.675	97.0	48.636	104.4	16.245			1:31.556	
33	26.779	88.7	49.033	98.6	16.781	88.5		1:32.593		70	25.893	100.2	47.726	103.4	16.301	91.4		1:29.920	
34	25.851	99.4	48.090	101.9	17.074	88.0		1:31.015		71	26.343	95.0	47.777	104.1	16.229			1:30.349	
35	26.906	91.0	48.980	100.2	In			1:38.603	P	72	27.227	94.4	50.179	101.3	16.560	88.6		1:33.966	
36	Out	84.0	51.048	97.4	20.543			2:36.994	P	73	26.104	98.4	47.747	103.1	16.900			1:30.751	
37	33.617	67.3	56.437	88.9	20.442	85.7		1:50.496		74									



Session Start: 09:12:59 - Finish: 11:13:35

Weather/Track Conditions: Sun / Dry

Circuit: Donington Park National

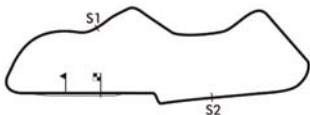
Track Length: 3.185 Km - 1.9791 miles

Donington Historic Festival - 28 - 30 Apr 2017

GT & Sports Car Cup for pre-66 GT & pre-63 sportscars

Race 11 - Sector Analysis

33 Thomas-Bell (GT3)									Austin Healey 3000											
lap	Sect-1	Speed	Sect-2	Speed	Sect-3	Speed	TopSpeed	laptime	pit	lap	Sect-1	Speed	Sect-2	Speed	Sect-3	Speed	Topspeed	laptime	pit	
1				108.1	17.213			1:39.413		39	44.529	59.5	1:20.163	25.2	32.619	71.7		2:37.311		
2	26.807	86.3	48.306	114.7	16.771	99.0		1:31.884		40	38.304	57.4	1:20.439	29.8	31.861	70.7		2:30.604		
3	26.437	93.5	47.114	114.3	16.217	97.2		1:29.768		41	37.169	52.0	1:35.982	23.5	26.515			2:39.666		
4	25.622	97.6	47.103	114.1	16.308	98.0		1:29.033		42	41.319	60.1	1:17.105	55.9	25.433	49.0		2:23.857		
5	25.458	99.3	46.866	115.1	16.478	96.9		1:28.802		43	44.488	49.1	1:13.675	60.0	24.411			2:22.574		
6	25.619	96.9	46.667	114.3	16.507			1:28.793		44	34.645	61.2	1:03.101	83.9	18.327			1:56.073		
7	25.266	99.3	47.298		16.429			1:28.993		45	25.052	104.1	45.580	117.1	15.886	100.6		1:26.518		
8	25.509	96.5	46.806	114.5	16.485			1:28.800		46	24.845	106.9	45.834	117.5	15.699	100.9		1:26.378		
9	26.217	94.8	47.684		16.795			1:30.696		47	24.639	104.0	45.443	117.5	15.598			1:25.680		
10	25.603	93.0	46.997	114.1	16.244			1:28.844		48	25.493	92.8	46.185		15.865	99.8		1:27.543		
11	25.518	98.7	47.951	113.0	16.479	97.0		1:29.948		49	24.997	98.8	46.324		15.831			1:27.152		
12	25.764	93.5	46.840	113.9	16.469			1:29.073		50	24.985	94.7	45.871	116.7	15.815	99.6		1:26.671		
13	26.112	86.3	47.301	115.3	16.777			1:30.190		51	25.307	99.7	45.558	117.3	15.677			1:26.542		
14	25.430	98.0	47.264	114.9	16.432	97.2		1:29.126		52	24.738	99.6	46.182	116.3	16.672	100.2		1:27.812		
15	25.581	94.2	47.697	113.0	16.561			1:29.839		53	24.991	100.0	45.790		15.661			1:26.442		
16	25.784	94.8	47.636		16.576			1:29.996		54	24.827	102.9	46.009		17.979	96.9		1:28.815		
17	25.322	100.4	47.877	114.3	16.270			1:29.469		55	26.243	90.5	47.758	116.1	15.812	100.6		1:29.813		
18	25.649	93.7	47.387	110.0	16.974	98.9		1:30.010		56	25.129	98.3	45.843	116.7	15.796	99.9		1:26.768		
19	25.686	91.6	49.751		17.218	96.6		1:32.655		57	24.927	102.3	45.509	117.1	15.869			1:26.305		
20	25.666	92.8	47.477		17.794	96.3		1:30.937		58	25.178	94.6	46.581		16.832			1:28.591		
21	25.710	96.5	48.376		16.533			1:30.619		59	24.926	101.0	45.668	116.7	In			1:30.656	P	
22	25.248	97.4	47.535	113.5	15.942	99.9		1:28.725		60		84.5	51.426		17.333			2:45.207	P	
23	25.741	95.0	46.640	115.3	16.514	98.7		1:28.895		61	26.884	87.0	48.906	113.9	16.733	96.9		1:32.523		
24	25.156	97.4	46.945	113.9	16.165	98.4		1:28.266		62	26.063	98.6	51.238	105.5	18.214	97.2		1:35.515		
25	25.246	97.6	48.015	105.9	16.990			1:30.251		63	25.699	99.3	47.709	116.1	16.315			1:29.723		
26	25.946	86.0	48.993	114.3	16.362	98.3		1:31.301		64	25.513	97.1	47.500	115.9	16.365			1:29.378		
27	26.066	93.0	48.673	114.1	16.605	97.0		1:31.344		65	26.504	92.4	47.500	116.1	16.461	98.6		1:30.465		
28	25.196	95.8	46.910	115.3	16.000	99.2		1:28.106		66	26.730	85.5	49.575	109.3	16.631			1:32.936		
29	25.826	98.1	48.232	115.9	16.388	96.3		1:30.446		67	25.688	95.4	48.582	111.8	16.822	98.7		1:31.092		
30	25.531	95.9	47.260	110.2	In			1:35.483	P	68	25.965	95.0	47.179	110.2	16.340	98.6		1:29.484		
31		98.0	47.185	116.9	17.171			2:58.710	P	69	25.772	95.9	47.769		16.144			1:29.685		
32	25.489	99.1	47.187		16.715			1:29.391		70	25.294	96.9	49.234	111.1	16.677			1:31.205		
33	25.274	101.8	45.924	117.7	15.766	100.2		1:26.964		71	26.227	92.6	48.075	112.4	16.595			1:30.897		
34	24.827	102.9	45.943	116.9	15.763			1:26.533		72	25.829	98.0	48.276	112.8	16.319	99.0		1:30.424		
35	25.578	87.2	49.115	107.7	16.147			1:30.840		73	26.788	86.4	48.795	113.5	16.709	97.4		1:32.292		
36	25.892	96.2	46.848	117.5	18.035			1:30.775		74	25.611	98.0	46.973	115.9	16.482	95.4		1:29.066		
37	25.325	102.4	48.796	102.2	21.058	85.9		1:35.179		75	26.114	94.4	48.315	111.1	16.214			1:30.643		
38	29.535	55.8	1:36.938	20.5	36.270			2:42.743		76										



Session Start: 09:12:59 - Finish: 11:13:35

Weather/Track Conditions: Sun / Dry

Circuit: Donington Park National

Track Length: 3.185 Km - 1.9791 miles

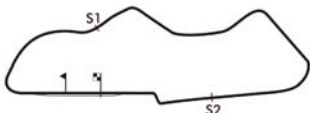
Donington Historic Festival - 28 - 30 Apr 2017

GT & Sports Car Cup for pre-66 GT & pre-63 sportscars

Race 11 - Sector Analysis

35 Morley-Morley-Morley (GT2)										MG B									
lap	Sect-1	Speed	Sect-2	Speed	Sect-3	Speed	TopSpeed	laptime	pit	lap	Sect-1	Speed	Sect-2	Speed	Sect-3	Speed	Topspeed	laptime	pit
1		87.2	52.357	100.9	18.787			1:53.291		36	47.653	59.5	1:19.848	35.9	32.249	64.0		2:39.750	
2	27.251	94.7	50.200	101.7	16.997			1:34.448		37	41.419	52.6	1:18.017	38.1	30.694	71.8		2:30.130	
3	27.889	91.6	50.870	101.9	16.761			1:35.520		38	40.384	55.6	1:31.891	28.5	29.971			2:42.246	
4	26.836	95.6	49.587	101.9	17.039	86.0		1:33.462		39	41.686	53.1	1:17.911	53.1	26.370			2:25.967	
5	27.074	93.9	50.361	101.9	16.698	88.9		1:34.133		40	44.967	51.2	1:13.558	57.4	In			2:25.191	P
6	26.574	93.5	50.795	101.9	16.776	87.9		1:34.145		41	Out	77.6	58.618	93.8	20.717			2:59.016	P
7	26.896	92.3	50.702	101.4	16.956	87.0		1:34.554		42	28.754	93.0	50.378	99.2	18.039	87.4		1:37.171	
8	26.999	94.2	50.016	101.3	19.254			1:36.269		43	27.870	94.7	51.543	99.2	17.591			1:37.004	
9	27.381	94.4	49.926	102.3	17.010			1:34.317		44	28.374	88.4	51.508	97.3	17.706	87.4		1:37.588	
10	27.123	90.2	50.045	103.0	16.625	88.9		1:33.793		45	28.803	90.9	52.214	98.7	17.655	87.9		1:38.672	
11	26.405	99.0	52.211	101.1	16.820	88.6		1:35.436		46	28.038	94.6	50.851	99.9	16.701			1:35.590	
12	26.715	95.6	49.622	102.2	17.044			1:33.381		47	28.095	92.6	50.382	98.9	19.326	84.9		1:37.803	
13	26.905	98.1	51.414	100.6	16.702			1:35.021		48	28.134	96.6	51.368	100.0	20.467	82.7		1:39.969	
14	26.682	96.7	49.126	101.9	16.570	88.0		1:32.378		49	28.119	94.3	51.389	101.1	17.918	87.0		1:37.426	
15	26.402	100.3	49.288	101.6	16.631			1:32.321		50	29.355	84.0	50.259	100.9	17.138			1:36.752	
16	26.378	99.9	49.332	102.2	16.792			1:32.502		51	27.609	98.8	50.347	100.9	17.255			1:35.211	
17	27.023	101.6	50.521	102.8	16.696			1:34.240		52	27.270	97.3	50.611	100.3	16.886			1:34.767	
18	27.102	93.9	51.628	101.4	17.783			1:36.513		53	27.708	83.9	49.863	101.1	17.006			1:34.577	
19	26.527	100.0	49.314	101.9	16.404	88.4		1:32.245		54	27.197	92.1	52.267	100.8	17.647			1:37.111	
20	26.580	98.4	50.539	101.6	16.389	89.2		1:33.508		55	27.340	93.7	51.402	99.6	17.043	88.8		1:35.785	
21	26.756	96.5	49.516	101.9	In			1:38.322	P	56	27.251	86.4	52.468	99.5	16.713	90.1		1:36.432	
22	Out	89.7	49.933	101.7	17.387			2:37.780	P	57	26.857	97.8	51.430	99.8	17.834	86.1		1:36.121	
23	26.986	95.5	50.851	99.6	17.503	88.5		1:35.340		58	27.150	96.2	51.199	99.0	19.046			1:37.395	
24	27.740	86.5	51.017	101.4	17.365			1:36.122		59	27.091	93.3	49.816	101.6	16.730	89.5		1:33.637	
25	26.612	96.0	49.477	101.9	16.772	87.2		1:32.861		60	27.727	91.3	52.496	98.7	16.723			1:36.946	
26	26.664	98.3	49.352	101.1	16.953			1:32.969		61	26.994	94.4	49.898	101.6	17.397			1:34.289	
27	26.591	98.1	50.468	101.6	16.493			1:33.552		62	27.388	96.0	51.326	100.8	16.775			1:35.489	
28	27.703	96.3	49.377	100.9	16.373			1:33.453		63	27.936	82.5	51.392	100.6	16.815			1:36.143	
29	26.725	100.2	48.893	98.0	17.942			1:33.560		64	27.601	95.2	51.505	100.6	16.679			1:35.785	
30	27.332	94.3	54.555	88.7	In			1:46.377	P	65	26.617	97.7	52.019	98.6	17.874			1:36.510	
31	Out	93.0	50.430	96.2	18.510			3:21.951	P	66	27.022	96.3	52.368	99.6	17.490	88.4		1:36.880	
32	27.885	92.9	49.966	99.0	17.757	88.4		1:35.608		67	27.397	88.2	51.885	99.0	17.184			1:36.466	
33	27.117	95.2	50.028	100.5	16.853	86.4		1:33.998		68	27.183	93.5	53.285	99.3	18.472			1:38.940	
34	28.083	85.6	52.881	88.2	21.453	78.7		1:42.417		69	28.276	95.9	49.747	101.6	18.119			1:36.142	
35	34.286	39.4	1:35.248	28.7	34.508	58.4		2:44.042		70	28.171	94.8	52.460	100.5	16.710	86.7		1:37.341	

37 Phillips-Phillips-Phillips (GT2)										MG B										
lap	Sect-1	Speed	Sect-2	Speed	Sect-3	Speed	TopSpeed	laptime	pit	lap	Sect-1	Speed	Sect-2	Speed	Sect-3	Speed	Topspeed	laptime	pit	
1		76.1	55.394	96.7	19.113			2:00.839		21	30.119	73.9	57.340	92.4	19.380			1:46.839		
2	29.304	80.0	54.865	96.6	18.555	82.3		1:42.724		22	31.484	72.0	57.160	92.9	In			1:52.823	P	
3	29.903	76.1	55.514	94.3	18.681	83.9		1:44.098		23	Out	76.5	55.294	97.7	18.115			2:45.809	P	
4	29.481	77.5	55.518	94.3	18.889	85.3		1:43.888		24	29.838	77.4	54.332	98.7	17.525			1:41.695		
5	30.465	73.8	56.168	93.3	18.939			1:45.572		25	29.196	83.6	51.574	99.5	17.359	86.1		1:38.129		
6	30.097	74.7	56.483	93.8	18.717			1:45.297		26	27.643	85.4	52.995	97.0	19.437			1:40.075		
7	30.079	76.4	55.143	95.5	18.651			1:43.873		27	28.415	89.8	52.641	98.6	18.044			1:39.100		
8	30.015	77.5	56.126	93.9	18.790	85.6		1:44.931		28	27.466	87.6	51.221	99.6	17.492			1:36.179		
9	29.972	78.9	56.424	92.5	18.635	86.1		1:45.031		29	27.659	77.6	51.541	98.2	19.011	84.2		1:38.211		
10	29.227	76.8	57.538	96.2	18.616			1:45.381		30	28.773	87.7	50.919	91.0	18.536	85.1		1:38.228		
11	30.441	78.6	56.558	90.9	18.999			1:45.998		31	27.433	89.2	51.229	100.9	17.499			1:36.161		
12	29.649	77.1	55.892	98.0	18.771	84.8		1:44.312		32	28.943	87.9	51.043	77.2	23.585	68.8		1:43.571		
13	29.663	79.7	57.136	91.5	19.177	84.2		1:45.976		33	39.410	44.9	1:34.288	33.2	34.789	45.1		2:48.487		
14	29.544	75.9	57.970	90.3	19.567	82.7		1:47.081		34	48.092	64.2	1:18.819	40.4	32.769	56.6		2:39.680		
15	29.557	76.5	56.268	94.8	19.057			1:44.882		35	41.671	57.6	1:17.102	37.0	31.080			2:29.853		
16	29.970	68.2	59.056	88.9	19.410			1:48.436		36	40.596	54.8	1:29.959	32.7	30.585			2:41.140		
17	30.349	72.7	58.899	91.9	19.255	83.2		1:48.503		37	43.764	53.5	1:14.890	78.7	20.348	83.5		2:19.002		
18	31.453	72.3	59.057	92.9	19.372	82.5		1:49.882		38	28.178	84.8	51.048	95.0	19.060			1:38.286		
19	30.006	77.0	56.601	91.4	19.331	84.7		1:45.938		39	27.497	91.4	56.270	53.2	In			2:09.892	P	
20	30.740	77.1	56.776	92.7	19.326	83.3		1:46.842		40										



Session Start: 09:12:59 - Finish: 11:13:35

Weather/Track Conditions: Sun / Dry

Circuit: Donington Park National

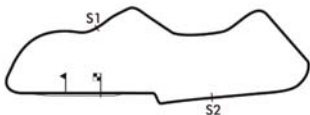
Track Length: 3.185 Km - 1.9791 miles

Donington Historic Festival - 28 - 30 Apr 2017

GT & Sports Car Cup for pre-66 GT & pre-63 sportscars

Race 11 - Sector Analysis

40 Galliers-Pratt-Hall (GT2)									Porsche 911											
lap	Sect-1	Speed	Sect-2	Speed	Sect-3	Speed	TopSpeed	laptime	pit	lap	Sect-1	Speed	Sect-2	Speed	Sect-3	Speed	Topspeed	laptime	pit	
1		74.9	55.084	102.3	17.976			1:59.753		37	37.065	49.0	1:23.041	22.0	35.725	72.3		2:35.831		
2	28.025	82.8	51.351	103.6	17.652			1:37.028		38	33.298	68.1	1:25.666	22.8	31.351	84.9		2:30.315		
3	28.404	80.0	53.954	102.3	17.859	88.0		1:40.217		39	32.241	77.0	1:42.231	21.0	28.645	85.4		2:43.117		
4	28.147	81.2	51.532	101.9	17.495			1:37.174		40	31.487	72.2	1:18.080	61.1	25.600	84.0		2:15.167		
5	27.730	81.2	52.466	100.2	17.159	87.7		1:37.355		41	43.667	50.3	1:16.441	59.7	21.213			2:21.321		
6	28.356	83.7	52.396	100.9	17.310			1:38.062		42	34.684	65.8	1:03.041	84.9	19.144			1:56.869		
7	28.321	73.4	51.275	102.5	17.448			1:37.044		43	26.995	87.3	51.400	102.5	In			1:41.339	P	
8	27.524	83.2	52.166	102.5	17.087			1:36.777		44	Out	77.3	51.769	98.4	18.293			2:50.535	P	
9	27.612	81.5	51.876	101.7	17.047	84.7		1:36.535		45	28.127	82.1	51.932	101.7	17.904	88.7		1:37.963		
10	28.138	81.1	52.667	100.8	17.181			1:37.986		46	27.631	84.6	52.543	96.2	17.777	88.8		1:37.951		
11	27.610	81.6	50.914	102.2	17.312			1:35.836		47	27.312	85.8	51.965	100.8	17.834	87.1		1:37.111		
12	27.544	80.2	54.112	103.3	17.196			1:38.852		48	27.689	82.7	50.640	103.7	17.474	88.0		1:35.803		
13	27.577	79.4	51.533	103.3	17.305	86.7		1:36.415		49	27.533	87.2	49.951	103.9	17.119	87.6		1:34.603		
14	27.824	69.3	54.037	102.6	17.323			1:39.184		50	26.869	86.5	50.887	104.1	19.279	86.1		1:37.035		
15	27.386	84.5	52.223	103.3	17.508	88.6		1:37.117		51	27.346	82.1	50.912	104.9	17.267	89.2		1:35.525		
16	27.236	82.1	51.573	102.6	17.980	88.2		1:36.789		52	27.264	87.7	50.686	102.3	16.943			1:34.893		
17	27.898	82.9	51.503	103.7	17.345	88.2		1:36.746		53	26.914	87.9	51.325	98.9	17.746	89.4		1:35.985		
18	27.090	82.5	52.414	103.1	17.115	89.2		1:36.619		54	27.001	88.5	51.024	103.1	17.035	88.5		1:35.060		
19	27.022	88.1	51.300	103.0	16.999			1:35.321		55	27.564	83.1	49.858	104.1	17.340	89.2		1:34.762		
20	27.123	85.9	50.063	103.3	17.313			1:34.499		56	26.927	89.8	49.850	103.0	17.582	89.2		1:34.359		
21	27.051	84.2	50.659	103.1	17.065			1:34.775		57	26.993	86.5	50.829	103.0	17.082			1:34.904		
22	27.988	76.1	51.221	103.1	16.655	89.2		1:35.864		58	27.132	85.0	49.622	104.4	16.808	88.8		1:33.562		
23	26.918	86.7	50.734	102.6	17.600			1:35.252		59	27.316	85.5	49.670	103.9	16.929			1:33.915		
24	27.196	84.6	51.086	103.9	17.512	90.5		1:35.794		60	26.638	90.2	50.290	102.8	17.461	86.9		1:34.389		
25	26.918	84.8	49.706	104.7	In			1:37.985	P	61	27.377	87.4	50.116	103.6	17.209			1:34.702		
26	Out	77.3	54.803	100.0	17.230	88.2		2:50.608	P	62	26.780	86.8	50.411	103.9	17.187			1:34.378		
27	27.308	93.0	50.871	102.3	16.907			1:35.086		63	27.427	87.2	50.883	103.6	17.120	89.3		1:35.430		
28	27.377	89.4	49.732	103.7	16.747	90.3		1:33.856		64	27.318	89.2	50.856	104.4	16.915			1:35.089		
29	27.591	90.3	49.207	105.7	16.751	91.5		1:33.549		65	27.127	83.5	50.223	103.4	16.998	89.2		1:34.348		
30	26.788	90.5	49.859	102.0	16.791			1:33.438		66	26.998	87.3	51.290	102.6	17.369			1:35.657		
31	27.559	78.8	51.021	105.2	16.882	91.1		1:35.462		67	27.136	87.0	52.710	103.0	17.731			1:37.577		
32	26.265	94.7	49.059	104.2	16.523	90.9		1:31.847		68	27.204	88.5	49.873	103.1	17.114	88.4		1:34.191		
33	26.611	91.2	48.964	105.7	16.384			1:31.959		69	26.804	87.9	50.853	104.7	18.780	88.5		1:36.437		
34	26.476	91.3	51.196	90.9	21.438			1:39.110		70	26.784	89.4	49.196	105.4	16.628			1:32.608		
35	28.035	87.9	51.530	98.9	20.891	87.9		1:40.456		71	27.203	88.1	51.779	105.2	17.235			1:36.217		
36	27.871	91.3	1:13.669	16.7	40.554			2:22.094		72										



Session Start: 09:12:59 - Finish: 11:13:35

Weather/Track Conditions: Sun / Dry

Circuit: Donington Park National

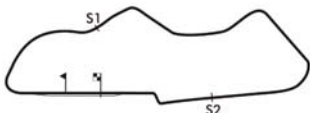
Track Length: 3.185 Km - 1.9791 miles

Donington Historic Festival - 28 - 30 Apr 2017

GT & Sports Car Cup for pre-66 GT & pre-63 sportscars

Race 11 - Sector Analysis

41 Jones-Barrie (GT2)									Porsche 911										
lap	Sect-1	Speed	Sect-2	Speed	Sect-3	Speed	TopSpeed	laptime	pit	lap	Sect-1	Speed	Sect-2	Speed	Sect-3	Speed	Topspeed	laptime	pit
1		85.4	52.644	103.3	17.768	88.9		1:53.673		37	27.771	81.3	55.708	17.3	36.278	87.1		1:59.757	
2	29.443	84.5	51.912	104.2	17.413	89.1		1:38.768		38	33.281	44.4	1:30.702	16.5	32.753			2:36.736	
3	27.541	85.3	51.037	103.4	16.939			1:35.517		39	32.478	79.7	1:29.027	26.4	30.654	73.2		2:32.159	
4	27.379	88.9	51.023	104.2	16.828			1:35.230		40	31.745	80.2	1:45.285	36.6	25.575			2:42.605	
5	26.995	90.2	50.491	105.5	20.178	82.1		1:37.664		41	32.203	82.1	1:14.658	56.6	23.549			2:10.410	
6	27.420	90.7	51.071	105.2	16.966			1:35.457		42	40.614	52.0	1:16.494	64.1	22.374	77.8		2:19.482	
7	27.197	89.8	49.971	103.4	17.004	90.4		1:34.172		43	32.170	83.2	1:03.026	76.3	19.239			1:54.435	
8	27.231	88.4	51.030	103.3	17.631	89.3		1:35.892		44	28.255	82.4	51.800	103.3	18.897	89.1		1:38.952	
9	27.331	90.3	50.078	103.9	17.523			1:34.932		45	27.181	92.1	48.609	108.1	18.183	90.9		1:33.973	
10	26.754	89.6	50.162	104.7	16.870			1:33.786		46	26.214	95.6	48.213	108.1	16.749	92.9		1:31.176	
11	27.368	90.7	50.976	104.9	16.605			1:34.949		47	26.428	90.4	49.257	105.9	17.365	92.0		1:33.050	
12	28.020	86.0	51.019	105.4	17.244	89.3		1:36.283		48	26.958	90.2	49.263	108.1	16.895	93.9		1:33.116	
13	28.089	91.3	50.347	103.7	17.395			1:35.831		49	26.713	88.3	50.263	108.3	17.146			1:34.122	
14	27.255	90.5	51.245	104.7	16.769			1:35.269		50	26.416	92.1	49.588	107.9	17.954	90.7		1:33.958	
15	27.333	90.9	51.491	102.6	17.952			1:36.776		51	27.890	86.5	51.562	105.9	In			1:40.120	P
16	27.540	88.5	52.355	104.7	17.175			1:37.070		52	Out	87.9	52.591	104.2	17.133	88.9		2:31.954	P
17	27.492	89.6	53.510	105.0	16.854	90.1		1:37.856		53	27.728	86.4	51.939	105.5	17.232			1:36.899	
18	28.163	91.5	51.155	105.4	16.581	90.5		1:35.899		54	26.869	90.8	52.597	104.7	18.577			1:38.043	
19	27.268	88.0	51.949	105.7	16.892	89.4		1:36.109		55	27.972	89.1	51.885	103.9	18.226	89.1		1:38.083	
20	27.932	84.0	51.944	104.6	16.911			1:36.787		56	27.643	89.6	52.584	103.0	17.400			1:37.627	
21	26.703	91.4	50.601	104.6	16.795	89.2		1:34.099		57	27.352	90.3	51.421	105.9	17.005			1:35.778	
22	27.268	91.2	52.435	104.6	18.743			1:38.446		58	27.241	88.2	51.892	105.5	16.913			1:36.046	
23	28.613	86.6	52.400	102.8	In			1:42.963	P	59	26.905	91.8	51.227	105.4	17.197			1:35.329	
24	Out	90.2	49.413	106.5	16.421			2:18.375	P	60	27.975	88.0	51.430	105.4	16.819			1:36.224	
25	26.606	95.6	50.479	106.5	16.760			1:33.845		61	27.027	90.9	51.994	106.0	16.743	91.1		1:35.764	
26	26.415	88.4	51.172	105.2	16.528	91.1		1:34.115		62	27.033	89.8	51.838	106.4	17.001			1:35.872	
27	26.497	91.2	49.356	105.5	16.539			1:32.392		63	27.321	86.1	51.079	106.2	17.021	89.3		1:35.421	
28	26.332	90.2	49.223	107.4	16.752	92.2		1:32.307		64	27.472	90.2	51.299	105.7	17.030			1:35.801	
29	26.647	90.9	50.334	106.5	16.763	92.1		1:33.744		65	27.829	91.4	51.285	105.5	16.708			1:35.822	
30	26.869	90.5	49.633	106.0	16.720	92.0		1:33.222		66	27.428	90.9	51.254	105.9	16.849	90.9		1:35.531	
31	26.402	92.4	50.930	107.2	16.752	92.4		1:34.084		67	26.896	89.8	51.992	104.1	18.147			1:37.035	
32	26.727	90.0	49.472	105.9	16.573			1:32.772		68	26.780	88.8	52.892	104.7	17.204	90.1		1:36.876	
33	26.582	93.2	50.308	105.9	16.590	92.0		1:33.480		69	27.260	90.5	51.579	104.6	17.464			1:36.303	
34	26.598	88.1	48.990	107.7	16.380	92.1		1:31.968		70	27.248	90.4	52.384	105.5	17.749	90.0		1:37.381	
35	26.857	88.3	49.570	89.3	21.910	79.3		1:38.337		71	27.727	85.6	52.202	106.4	17.459			1:37.388	
36	28.231	81.4	54.115	89.4	20.317			1:42.663		72	27.334	90.1	51.901	106.4	17.054	90.4		1:36.289	



Session Start: 09:12:59 - Finish: 11:13:35

Weather/Track Conditions: Sun / Dry

Circuit: Donington Park National

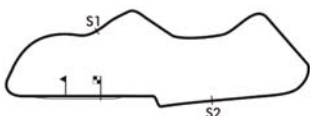
Track Length: 3.185 Km - 1.9791 miles

Donington Historic Festival - 28 - 30 Apr 2017

GT & Sports Car Cup for pre-66 GT & pre-63 sportscars

Race 11 - Sector Analysis

42 Tognola-Monk (GT2)										Porsche 911									
lap	Sect-1	Speed	Sect-2	Speed	Sect-3	Speed	TopSpeed	laptime	pit	lap	Sect-1	Speed	Sect-2	Speed	Sect-3	Speed	Topspeed	laptime	pit
1		77.6	51.777	97.0	17.914			1:54.689		37	27.705	60.7	1:38.155	22.7	36.659	57.1		2:42.519	
2	27.196	87.4	49.747	111.7	16.903			1:33.846		38	44.102	52.1	1:20.604	28.4	32.614	64.1		2:37.320	
3	26.611	87.0	49.450	109.1	16.587			1:32.648		39	37.885	56.0	1:21.401	29.0	31.977	78.4		2:31.263	
4	26.671	86.6	49.545	109.8	16.987			1:33.203		40	36.576	53.3	1:37.486	22.6	29.148			2:43.210	
5	26.885	85.5	49.796	111.3	16.870			1:33.551		41	36.951	55.5	1:16.508	59.1	25.613	51.6		2:19.072	
6	26.688	87.9	49.927	112.0	16.855			1:33.470		42	44.415	55.1	1:15.076	63.7	In			2:25.526	P
7	27.262	85.1	49.002	111.8	16.949	94.8		1:33.213		43	Out	69.7	57.695	92.5	17.555			2:49.408	P
8	27.266	87.1	48.845	112.6	16.595			1:32.706		44	26.136	91.4	51.195	109.8	17.155	96.5		1:34.486	
9	26.372	90.7	49.510	111.7	16.761	97.7		1:32.643		45	26.297	82.8	49.599	109.3	17.119			1:33.015	
10	26.739	92.4	49.144	110.6	16.552	98.4		1:32.435		46	26.831	89.1	50.500	108.4	17.903			1:35.234	
11	26.856	89.4	49.409	111.5	16.936			1:33.201		47	26.809	88.4	50.265	112.0	17.440	95.1		1:34.514	
12	26.780	89.0	49.017	109.3	16.949	97.3		1:32.746		48	26.840	90.4	49.551	112.8	16.475	97.3		1:32.866	
13	26.234	90.0	49.303	110.4	16.726			1:32.263		49	26.311	89.6	50.381	111.7	16.878			1:33.570	
14	27.455	87.7	49.684	110.6	16.777			1:33.916		50	26.891	90.2	49.553	110.0	16.929	95.8		1:33.373	
15	26.133	90.7	50.033	113.4	17.001			1:33.167		51	26.317	89.8	49.940	110.6	16.870	96.5		1:33.127	
16	26.853	86.8	48.707	111.7	16.906	96.3		1:32.466		52	26.909	88.4	49.656	110.0	16.712	97.0		1:33.277	
17	26.909	88.9	48.781	111.3	16.942	96.5		1:32.632		53	26.953	77.2	50.599	110.6	17.134			1:34.686	
18	26.662	87.3	49.352	111.1	16.548			1:32.562		54	26.423	91.0	50.085	109.1	16.787			1:33.295	
19	26.117	93.9	48.456	112.8	16.298			1:30.871		55	26.778	87.7	51.027	108.6	17.434			1:35.239	
20	25.926	87.9	48.996	109.8	16.665	96.3		1:31.587		56	26.902	85.3	50.019	109.1	17.214			1:34.135	
21	27.352	83.3	49.747	112.4	16.742			1:33.841		57	26.884	88.9	50.707	109.1	17.000	94.7		1:34.591	
22	27.011	87.1	49.071	109.1	16.655	97.7		1:32.737		58	27.271	88.8	51.158	108.4	17.082			1:35.511	
23	26.550	87.6	49.234	111.1	16.401	95.0		1:32.185		59	27.657	89.8	51.625	108.3	17.438	94.7		1:36.720	
24	26.790	87.4	50.256	110.2	16.659			1:33.705		60	27.262	89.0	52.578	105.5	18.493			1:38.333	
25	26.712	84.7	49.756	114.3	17.294			1:33.762		61	27.625	82.4	50.125	113.0	16.913	95.6		1:34.663	
26	27.548	86.1	49.664	109.7	16.625			1:33.837		62	27.640	86.0	50.570	111.8	16.918			1:35.128	
27	26.276	92.8	50.544	111.8	In			1:36.148	P	63	26.725	83.0	50.317	109.3	16.971	95.9		1:34.013	
28	Out	85.3	49.301	110.7	16.373			2:39.391	P	64	26.625	84.6	50.224	109.8	17.001			1:33.850	
29	26.075	90.7	49.161	112.6	16.383	96.6		1:31.619		65	27.140	86.0	50.861	110.7	16.879			1:34.880	
30	25.500	95.8	48.707	110.7	16.172			1:30.379		66	27.046	86.0	51.705	112.0	17.016	95.4		1:35.767	
31	25.801	93.4	48.569	110.7	15.966			1:30.336		67	27.117	85.8	50.219	113.0	17.617			1:34.953	
32	25.727	92.0	48.815	111.7	16.960			1:31.502		68	27.188	89.6	50.844	110.4	17.368			1:35.400	
33	25.656	93.8	47.862	110.9	17.309			1:30.827		69	27.430	87.1	50.724	108.3	17.127			1:35.281	
34	26.800	83.6	48.493	108.8	16.227			1:31.520		70	27.734	81.9	51.244	111.8	17.495			1:36.473	
35	25.826	91.3	49.471	108.4	20.313	95.5		1:35.610		71	27.364	72.0	50.614	110.7	18.111			1:36.089	
36	25.393	101.6	50.248	94.8	20.500			1:36.141		72	26.978	84.5	50.616	109.0	18.669			1:36.263	



Session Start: 09:12:59 - Finish: 11:13:35

Weather/Track Conditions: Sun / Dry

Circuit: Donington Park National

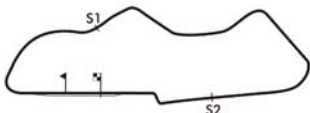
Track Length: 3.185 Km - 1.9791 miles

Donington Historic Festival - 28 - 30 Apr 2017

GT & Sports Car Cup for pre-66 GT & pre-63 sportscars

Race 11 - Sector Analysis

43 Winter-Williams (GT2)										Porsche 911									
lap	Sect-1	Speed	Sect-2	Speed	Sect-3	Speed	TopSpeed	laptime	pit	lap	Sect-1	Speed	Sect-2	Speed	Sect-3	Speed	Topspeed	laptime	pit
1								1:50.536		37	28.701	76.7	1:21.963	17.8	39.535			2:30.199	
2	26.710	80.2	53.699	103.6	17.128			1:32.102		38	39.130	52.0	1:22.450	20.9	35.999			2:37.579	
3	26.708	83.5	49.324	103.4	16.310	90.1		1:32.342		39	34.110	66.3	1:23.631	23.0	31.227			2:28.968	
4	26.409	87.7	49.328	102.5	16.287			1:32.024		40	33.792	76.5	1:40.920	21.0	28.783	75.7		2:43.495	
5	26.634	86.0	48.935	105.4	17.306			1:32.875		41	32.677	66.7	1:17.650	55.0	25.045			2:15.372	
6	26.632	90.0	49.127	104.7	16.657	88.7		1:32.416		42	45.141	53.6	1:15.885	58.4	21.688			2:22.714	
7	26.639	92.9	49.481	104.2	16.391			1:32.511		43	34.368	72.4	1:03.332	83.5	19.314			1:57.014	
8	26.575	86.6	50.253	105.4	16.462			1:33.290		44	27.677	84.2	50.900	106.2	18.498			1:37.075	
9	27.187	86.3	49.318	104.4	17.445			1:33.950		45	27.098	88.3	51.734	105.7	17.777	90.6		1:36.609	
10	26.755	90.3	48.630	105.4	16.985			1:32.370		46	26.662	91.8	50.070	105.9	16.999	88.9		1:33.731	
11	26.419	87.5	49.535	104.7	16.761			1:32.715		47	26.647	91.3	50.041	106.7	16.708			1:33.396	
12	26.655	91.4	49.473	103.6	17.246	88.1		1:33.374		48	26.701	91.6	50.045	106.4	In			1:39.012	P
13	27.038	94.3	49.142	103.0	16.172	90.1		1:32.352		49	Out	88.2	50.552	103.1	16.404			2:40.836	P
14	26.332	93.5	50.406	104.7	17.007			1:33.745		50	27.048	82.8	50.126	103.3	16.460	90.9		1:33.634	
15	26.839	92.5	50.021	104.1	16.574	88.5		1:33.434		51	26.460	89.5	50.410	100.9	16.433			1:33.303	
16	26.504	88.1	49.229	103.0	16.403			1:32.136		52	26.422	95.6	49.811	103.1	16.565	91.1		1:32.798	
17	26.406	90.5	49.947	102.3	16.788	89.5		1:33.141		53	26.377	93.0	49.530	103.1	16.417			1:32.324	
18	27.033	87.2	53.817	103.6	16.206			1:37.056		54	26.421	98.3	49.199	103.9	16.370	90.1		1:31.990	
19	26.158	95.4	48.714	105.9	17.677	88.2		1:32.549		55	26.542	90.2	49.893	104.7	16.206	89.9		1:32.641	
20	26.719	92.4	1:20.757	103.9	16.584	88.4		2:04.060		56	26.562	92.3	50.228	102.6	16.362			1:33.152	
21	26.511	91.2	49.642	103.6	In			1:37.436	P	57	26.581	91.5	49.412	103.0	16.847			1:32.840	
22	Out	86.1	49.117	106.7	16.526	90.7		2:33.156	P	58	26.856	92.1	49.462	102.8	17.003	90.5		1:33.321	
23	26.596	91.5	49.232	105.5	16.775			1:32.603		59	26.681	93.5	49.200	104.6	16.303			1:32.184	
24	27.369	78.2	51.400	106.5	17.354			1:36.123		60	26.893	88.5	49.909	103.9	17.114			1:33.916	
25	26.050	93.4	50.196	106.4	16.866			1:33.112		61	26.824	84.8	49.868	103.6	16.987			1:33.679	
26	26.341	95.6	48.892	106.2	16.035			1:31.268		62	26.864	85.9	49.623	102.6	16.563			1:33.050	
27	26.463	92.0	48.573	106.2	16.192	90.4		1:31.228		63	27.017	81.8	50.368	103.6	16.951	88.4		1:34.336	
28	26.906	90.8	48.907	106.0	16.372	90.1		1:32.185		64	26.912	88.2	49.979	103.6	16.643	87.8		1:33.534	
29	26.597	86.3	49.087	105.7	16.446			1:32.130		65	27.609	90.0	50.252	102.8	17.809			1:35.670	
30	26.364	92.6	48.519	106.9	16.457			1:31.340		66	27.233	85.1	50.138	103.0	16.689			1:34.060	
31	26.385	94.3	49.100	105.0	17.137			1:32.622		67	26.591	90.3	49.510	103.4	17.653			1:33.754	
32	26.873	82.6	48.990	106.2	16.224	90.0		1:32.087		68	26.761	92.6	49.649	103.9	16.699	87.8		1:33.109	
33	26.511	94.1	48.363	106.0	16.406	89.3		1:31.280		69	26.783	88.3	49.906	103.1	16.822			1:33.511	
34	26.615	93.2	48.587	106.4	16.264			1:31.466		70	26.944	88.4	50.581	103.9	19.315	84.9		1:36.840	
35	26.614	91.2	48.788	102.8	19.300	88.8		1:34.702		71	28.173	85.8	49.524	104.4	16.667	87.9		1:34.364	
36	27.260	90.0	50.133	101.7	19.179	88.6		1:36.572		72	27.008	88.3	50.253	104.4	17.540	86.2		1:34.801	



Session Start: 09:12:59 - Finish: 11:13:35

Weather/Track Conditions: Sun / Dry

Circuit: Donington Park National

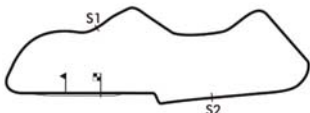
Track Length: 3.185 Km - 1.9791 miles

Donington Historic Festival - 28 - 30 Apr 2017

GT & Sports Car Cup for pre-66 GT & pre-63 sportscars

Race 11 - Sector Analysis

47 Paul-Bourne (GT2)									TVR Grantura Mk3										
lap	Sect-1	Speed	Sect-2	Speed	Sect-3	Speed	TopSpeed	laptime	pit	lap	Sect-1	Speed	Sect-2	Speed	Sect-3	Speed	Topspeed	laptime	pit
1				111.1	17.689	90.9		1:41.551		39	44.442	61.0	1:19.920	28.0	32.964	68.7		2:37.326	
2	26.721	89.5	50.092	107.6	17.054			1:33.867		40	38.464	56.8	1:20.206	28.1	32.301			2:30.971	
3	26.535	89.8	47.657	108.3	16.376	91.7		1:30.568		41	37.151	56.9	1:36.381	20.7	29.591			2:43.123	
4	28.458	86.0	47.964	109.1	16.155	92.7		1:32.577		42	37.711	56.0	1:16.455	62.2	25.178			2:19.344	
5	25.961	87.9	48.402	108.6	16.216			1:30.579		43	44.707	56.4	1:15.035	60.9	23.294			2:23.036	
6	26.204	90.4	48.035	106.0	16.275			1:30.514		44	34.719	65.2	1:04.470	71.0	17.848	95.6		1:57.037	
7	26.993	91.8	48.149	107.6	16.471	90.0		1:31.613		45	25.749	94.4	46.152	109.3	16.045			1:27.946	
8	26.971	92.0	48.905	106.7	16.352	90.5		1:32.228		46	25.245	95.9	47.188	106.2	16.166			1:28.599	
9	26.076	90.5	48.235	107.4	16.760	90.6		1:31.071		47	25.062	95.9	46.322	109.5	15.809	94.3		1:27.193	
10	26.108	89.7	47.625	108.4	16.472			1:30.205		48	24.952	95.0	46.487	110.4	16.372			1:27.811	
11	26.212	93.4	50.327	108.3	16.543			1:33.082		49	25.845	94.1	46.670	109.0	15.805	93.6		1:28.320	
12	25.892	89.7	48.684	108.4	16.583	92.4		1:31.159		50	25.573	94.6	46.541	109.1	16.019	94.0		1:28.133	
13	26.017	90.5	48.805	107.2	17.321	93.1		1:32.143		51	25.635	92.5	47.420	109.8	15.725			1:28.780	
14	26.444	89.5	48.101	106.4	16.299	91.9		1:30.844		52	25.032	97.0	46.145	109.5	15.608			1:26.785	
15	26.016	90.1	49.311	106.9	16.516	90.6		1:31.843		53	25.311	94.7	46.164	110.6	15.574	94.3		1:27.049	
16	26.178	90.2	48.667	106.5	16.569	90.5		1:31.414		54	25.074	97.0	46.161	110.0	15.774	93.5		1:27.009	
17	26.775	85.4	50.064	107.0	16.398	90.7		1:33.237		55	25.211	94.4	46.805	108.8	In			1:32.053	P
18	26.018	90.4	49.224	106.7	16.216	92.1		1:31.458		56	Out	83.4	49.335	108.1	16.518	92.4		2:11.207	P
19	26.536	89.8	48.605	107.9	16.319			1:31.460		57	26.482	90.9	48.703	108.3	17.962			1:33.147	
20	26.049	90.1	47.570	107.9	16.624			1:30.243		58	26.537	87.6	48.323	108.4	16.543	91.1		1:31.403	
21	26.868	82.6	48.386	107.7	16.126			1:31.380		59	26.397	87.5	50.203	107.7	17.081			1:33.681	
22	26.028	88.0	48.258	108.4	16.465	92.4		1:30.751		60	26.826	86.0	48.911	108.3	16.749	91.6		1:32.486	
23	26.337	93.0	47.749	108.6	16.495			1:30.581		61	26.562	87.1	48.516	108.3	16.462			1:31.540	
24	26.019	89.1	48.627	106.2	16.075			1:30.721		62	26.561	89.0	48.449	107.7	16.362			1:31.372	
25	26.045	89.2	48.073	107.4	16.196	92.6		1:30.314		63	26.293	89.2	48.355	107.9	16.599			1:31.247	
26	25.904	92.9	48.218	107.9	16.247	91.4		1:30.369		64	26.836	86.4	48.139	107.0	16.222			1:31.197	
27	25.924	87.6	48.315	106.7	16.230	91.5		1:30.469		65	26.197	87.6	48.452	107.0	16.241	93.8		1:30.890	
28	25.761	93.0	47.785	109.0	16.828			1:30.374		66	26.528	89.7	48.687	107.4	16.276	91.4		1:31.491	
29	26.342	91.9	48.755	108.3	16.798	91.0		1:31.895		67	26.373	87.9	48.326	106.9	16.502	90.7		1:31.201	
30	26.239	88.1	48.243	107.0	In			1:36.689	P	68	26.309	86.1	48.139	107.6	16.956			1:31.404	
31	Out	90.2	47.782	105.2	16.642			2:07.150	P	69	26.746	83.6	48.361	107.9	16.374			1:31.481	
32	25.823	90.1	47.203	109.0	16.007	92.7		1:29.033		70	26.590	87.1	48.479	108.1	16.248			1:31.317	
33	25.353	92.6	47.270	107.9	16.208	92.7		1:28.831		71	26.151	88.3	49.295	106.5	16.250	91.6		1:31.696	
34	25.938	90.8	47.692	105.9	16.918			1:30.548		72	26.108	91.2	49.645	108.6	16.544	92.1		1:32.297	
35	25.776	86.4	49.056	107.9	16.202	93.3		1:31.034		73	26.472	88.4	50.105	106.7	16.366			1:32.943	
36	25.889	92.3	47.252	109.8	19.214	92.4		1:32.355		74	25.952	89.1	48.576	107.4	16.590	90.5		1:31.118	
37	25.602	97.4	49.321	84.1	20.798	86.5		1:35.721		75	26.237	90.1	48.336	107.9	16.322	93.5		1:30.895	
38	28.539	61.6	1:37.388	21.7	36.744	61.2		2:42.671		76									



Session Start: 09:12:59 - Finish: 11:13:35

Weather/Track Conditions: Sun / Dry

Circuit: Donington Park National

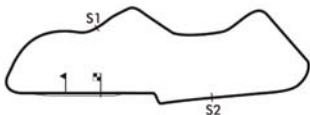
Track Length: 3.185 Km - 1.9791 miles

Donington Historic Festival - 28 - 30 Apr 2017

GT & Sports Car Cup for pre-66 GT & pre-63 sportscars

Race 11 - Sector Analysis

48 Ward-Bull (GT2)									TVR Grantura Mk3										
lap	Sect-1	Speed	Sect-2	Speed	Sect-3	Speed	TopSpeed	laptime	pit	lap	Sect-1	Speed	Sect-2	Speed	Sect-3	Speed	Topspeed	laptime	pit
1		72.7	50.638	108.3	16.892			1:42.725		39	43.108	57.2	1:21.433	24.6	33.421	56.1		2:37.962	
2	26.628	92.6	49.226	107.4	17.323			1:33.177		40	36.645	62.9	1:22.206	26.8	32.965	60.4		2:31.816	
3	26.571	82.1	48.131	107.6	16.838	95.4		1:31.540		41	34.089	52.8	1:39.253	21.5	28.393	73.3		2:41.735	
4	26.504	91.2	47.684	107.9	16.244			1:30.432		42	35.749	56.6	1:17.441	57.2	24.660			2:17.850	
5	25.756	89.4	48.166	107.9	15.921			1:29.843		43	45.637	60.1	1:14.101	61.5	22.433			2:22.171	
6	25.780	88.7	47.627	107.9	16.060	95.1		1:29.467		44	34.272	66.2	1:03.747	76.9	17.876	96.6		1:55.895	
7	25.737	90.2	47.744	108.4	16.077	95.5		1:29.558		45	25.427	90.5	46.603	106.2	15.962	95.1		1:27.992	
8	26.028	80.2	48.080	108.3	16.054	95.1		1:30.162		46	25.633	94.2	48.042	104.2	15.779	95.5		1:29.454	
9	25.624	89.2	47.988	107.7	16.286			1:29.898		47	25.316	97.4	46.930	106.7	15.957	96.3		1:28.203	
10	25.329	93.5	48.358	107.7	16.093			1:29.780		48	25.269	99.6	46.767	107.2	15.627	95.8		1:27.663	
11	25.856	89.7	47.158	107.9	16.614			1:29.628		49	25.606	91.3	47.530	108.1	15.785	96.7		1:28.921	
12	26.099	95.8	47.565	107.9	16.147	95.5		1:29.811		50	25.394	95.4	46.841	107.7	15.992	96.2		1:28.227	
13	26.003	75.1	50.646	107.4	16.261	95.9		1:32.910		51	25.511	95.1	46.618	108.6	16.635	96.1		1:28.764	
14	25.621	92.5	47.763	108.1	16.315			1:29.699		52	25.471	97.7	46.484	107.9	16.019			1:27.974	
15	25.446	91.8	48.039	107.6	16.490	94.8		1:29.975		53	25.219	99.4	47.202	107.2	16.183			1:28.604	
16	25.523	90.1	48.338	107.7	15.948	95.6		1:29.809		54	25.388	98.4	47.072	107.2	In			1:33.738	P
17	25.435	94.8	48.432	107.0	16.354			1:30.221		55	Out	93.3	47.900	104.6	18.556			2:47.140	P
18	25.533	94.6	47.750	108.1	16.434	92.4		1:29.717		56	25.862	95.5	49.171	106.2	16.480			1:31.513	
19	25.694	91.6	47.904	107.7	15.932			1:29.530		57	25.841	94.3	48.748	108.3	16.219	95.1		1:30.808	
20	25.551	92.3	47.730	108.1	15.872			1:29.153		58	25.748	91.3	47.633	106.4	15.944			1:29.325	
21	25.496	95.9	49.274	107.7	15.873	96.5		1:30.643		59	25.553	94.8	48.279	108.4	16.005	95.2		1:29.837	
22	25.576	91.5	48.378	108.3	16.136	95.9		1:30.090		60	25.473	93.4	49.229	105.5	16.191	95.5		1:30.893	
23	25.757	93.3	47.817	108.1	16.358	95.6		1:29.932		61	25.727	93.0	47.578	107.7	16.162			1:29.467	
24	25.719	92.0	47.973	108.1	16.300	93.4		1:29.992		62	25.651	94.7	47.340	109.0	16.119			1:29.110	
25	25.786	88.9	48.275	106.5	16.498	95.5		1:30.559		63	25.790	96.0	47.709	109.1	16.406	97.0		1:29.905	
26	25.488	90.8	48.191	107.9	15.943	95.1		1:29.622		64	25.690	93.9	47.623	107.9	16.611			1:29.924	
27	25.565	97.8	47.487	108.3	15.773	96.7		1:28.825		65	26.402	94.3	49.209	104.4	15.934			1:31.545	
28	25.425	95.9	48.320	107.9	16.102			1:29.847		66	25.654	92.0	47.858	106.2	16.295			1:29.807	
29	25.656	92.5	48.480	107.6	In			1:36.082	P	67	25.900	85.2	49.023	106.4	18.490			1:33.413	
30	Out	88.3	47.545	106.5	16.447	95.8		2:37.077	P	68	26.862	83.3	47.848	108.8	16.070			1:30.780	
31	25.445	95.5	47.133	104.2	16.554	95.9		1:29.132		69	25.634	93.9	48.769	107.0	17.410			1:31.813	
32	25.459	93.9	46.838	106.2	16.071			1:28.368		70	26.421	84.8	47.870	108.1	15.831			1:30.122	
33	25.097	95.1	47.894	108.6	17.560			1:30.551		71	25.443	95.2	47.001	108.3	16.285	96.7		1:28.729	
34	25.437	93.2	48.234	100.9	17.854	96.6		1:31.525		72	25.534	92.6	47.330	109.1	15.783			1:28.647	
35	26.020	88.7	48.454	100.6	16.202			1:30.676		73	25.352	95.4	47.171	108.8	16.960			1:29.483	
36	25.665	87.5	47.792	107.9	32.237	91.7		1:45.694		74	25.498	94.3	47.471	109.3	15.887	95.4		1:28.856	
37	25.890	95.5	47.778	100.6	19.140			1:32.808		75	25.600	93.3	47.487	109.5	16.018	91.9		1:29.105	
38	26.184	82.7	1:35.484	21.0	36.677	60.9		2:38.345		76									



Session Start: 09:12:59 - Finish: 11:13:35

Weather/Track Conditions: Sun / Dry

Circuit: Donington Park National

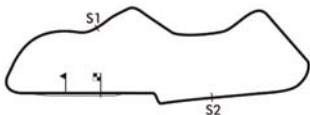
Track Length: 3.185 Km - 1.9791 miles

Donington Historic Festival - 28 - 30 Apr 2017

GT & Sports Car Cup for pre-66 GT & pre-63 sportscars

Race 11 - Sector Analysis

53 Harris-Wilmoth (GT3)										Austin Healey 3000										
lap	Sect-1	Speed	Sect-2	Speed	Sect-3	Speed	TopSpeed	laptime	pit	lap	Sect-1	Speed	Sect-2	Speed	Sect-3	Speed	Topspeed	laptime	pit	
1				110.6	16.893			1:39.701		39	34.317	47.7	1:28.748	16.9	34.129	69.9		2:37.194		
2	26.163	81.7	47.647	114.5	15.945			1:29.755		40	31.723	75.1	1:28.280	23.0	31.942	68.6		2:31.945		
3	25.782	89.4	47.120	114.3	15.915			1:28.817		41	31.543	79.8	1:43.838	28.7	27.641			2:43.022		
4	25.663	83.7	46.945	114.1	15.899	100.9		1:28.507		42	30.465	76.3	1:15.811	50.2	In			2:14.132	P	
5	25.318	89.6	46.968	115.9	15.753			1:28.039		43	Out	84.2	55.380	52.6	20.669	93.3		2:41.038	P	
6	25.462	89.2	47.165	115.5	16.643	98.9		1:29.270		44	26.549	88.7	53.798	82.9	18.115			1:38.462		
7	26.026	93.5	47.222	114.7	15.726	102.6		1:28.974		45	25.285	93.3	47.631	110.4	15.831			1:28.747		
8	25.558	88.9	46.506	114.3	15.893	100.8		1:27.957		46	25.393	93.9	47.435	113.4	16.881			1:29.709		
9	25.537	91.4	46.859	116.1	16.017			1:28.413		47	26.664	76.0	49.192	115.1	15.851			1:31.707		
10	25.310	94.4	47.007	115.5	15.753	100.8		1:28.070		48	26.274	84.9	48.389	115.1	15.714			1:30.377		
11	25.809	86.3	46.830	115.3	15.574	101.9		1:28.213		49	25.430	87.1	47.151	116.3	15.810			1:28.391		
12	25.111	95.8	47.867	113.4	15.673			1:28.651		50	25.146	96.2	46.790	115.1	15.961			1:27.897		
13	25.312	96.0	47.788	114.3	15.790	101.9		1:28.890		51	25.404	92.5	47.944	115.9	15.890	99.8		1:29.238		
14	25.514	90.7	49.338	113.7	15.839	99.3		1:30.691		52	25.289	98.0	47.508	116.1	16.062	98.2		1:28.859		
15	25.537	90.1	47.224	111.8	In			1:34.838	P	53	25.754	96.3	46.387	111.3	16.800	100.9		1:28.941		
16	Out	87.7	49.816	113.4	15.998	99.8		2:46.698	P	54	25.094	95.1	47.247	115.5	15.835			1:28.176		
17	25.722	90.1	49.637	113.5	15.999			1:31.358		55	25.346	93.4	46.881	115.1	15.646	100.6		1:27.873		
18	26.201	86.2	49.065	113.2	15.957			1:31.223		56	25.319	98.4	47.969	116.1	15.948			1:29.236		
19	25.473	90.4	47.869	114.7	16.101	101.3		1:29.443		57	24.949	96.3	47.666	113.9	16.446	99.6		1:29.061		
20	25.758	91.0	48.303	114.3	16.294			1:30.355		58	25.295	89.1	47.574	114.7	16.189			1:29.058		
21	25.998	86.4	47.124	113.4	15.986	99.5		1:29.108		59	25.474	91.3	47.150	115.5	15.985	101.7		1:28.609		
22	26.175	75.7	48.530	109.0	15.912	100.9		1:30.617		60	25.090	95.2	46.712	115.5	15.495	101.1		1:27.297		
23	25.393	91.5	48.529	112.8	15.535	101.3		1:29.457		61	25.258	87.7	47.314	115.9	15.758			1:28.330		
24	25.708	89.0	49.717	112.8	16.205			1:31.630		62	25.069	96.0	46.580	115.5	16.068	100.8		1:27.717		
25	25.547	91.6	47.849	113.2	15.810	102.5		1:29.206		63	25.414	90.9	47.163	115.5	15.925	100.3		1:28.502		
26	34.790	90.5	47.184	115.7	15.808	99.9		1:37.782		64	25.019	99.0	46.634	114.1	15.933	101.3		1:27.586		
27	25.593	89.6	49.186	114.7	16.803	97.0		1:31.582		65	25.666	93.3	48.886	116.5	16.381			1:30.933		
28	27.091	79.1	48.665	115.1	16.590	96.5		1:32.346		66	25.158	99.0	47.008	116.1	15.682	101.9		1:27.848		
29	1:07.235	83.4	48.447	113.2	16.098			2:11.780		67	25.031	98.7	46.413	115.1	15.731	101.1		1:27.175		
30	25.771	85.9	47.739	114.3	16.531	98.0		1:30.041		68	25.805	96.0	47.072	116.1	15.859			1:28.736		
31	25.476	89.2	48.442	114.7	16.237			1:30.155		69	24.926	98.1	46.881	115.9	15.860			1:27.667		
32	25.659	95.4	47.268	109.1	16.295			1:29.222		70	25.211	95.8	46.836	116.7	15.980	100.0		1:28.027		
33	25.432	89.0	47.204	104.6	16.196	102.0		1:28.832		71	25.477	95.9	48.598	115.1	15.856	100.0		1:29.931		
34	25.858	85.3	48.745	97.3	17.012			1:31.615		72	25.431	93.7	46.704	113.9	16.068			1:28.203		
35	25.595	90.7	50.008	113.2	15.917	100.0		1:31.520		73	25.325	97.1	48.422	112.0	16.337	99.9		1:30.084		
36	26.186	93.4	47.783	102.6	26.554			1:40.523		74	25.215	95.8	47.749	115.1	15.780			1:28.744		
37	26.850	83.9	51.133	88.4	20.848			1:38.831		75	25.038	95.8	46.488	115.5	18.487			1:30.013		
38	27.976	84.6	1:12.348	15.0	38.868			2:19.192		76										



Session Start: 09:12:59 - Finish: 11:13:35

Weather/Track Conditions: Sun / Dry

Circuit: Donington Park National

Track Length: 3.185 Km - 1.9791 miles

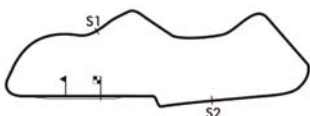
Donington Historic Festival - 28 - 30 Apr 2017

GT & Sports Car Cup for pre-66 GT & pre-63 sportscars

Race 11 - Sector Analysis

55 Hunt-Grant-Peterkin (GT3)										Austin Healey 3000										
lap	Sect-1	Speed	Sect-2	Speed	Sect-3	Speed	TopSpeed	laptime	pit	lap	Sect-1	Speed	Sect-2	Speed	Sect-3	Speed	Topspeed	laptime	pit	
1		82.9	51.746	109.5	16.900			1:47.150		39	42.324	53.0	1:16.988	37.6	30.699	63.6		2:30.011		
2	26.468	90.9	48.808	111.5	16.707			1:31.983		40	41.433	51.7	1:28.968	34.7	30.820			2:41.221		
3	26.070	90.2	48.322	109.5	16.131	97.4		1:30.523		41	44.404	50.2	1:14.419	77.0	18.863	91.5		2:17.686		
4	25.809	92.8	48.167	109.1	16.263			1:30.239		42	28.533	90.3	51.494	91.9	17.488	94.3		1:37.515		
5	25.471	93.7	48.104	106.2	16.226			1:29.801		43	28.831	86.7	50.778	83.1	In			1:42.526	P	
6	25.984	93.9	48.064	107.9	16.314	98.3		1:30.362		44	Out	78.7	54.323	92.0	18.069			2:21.213	P	
7	25.926	94.3	47.913	108.1	15.965	96.9		1:29.804		45	26.306	91.8	49.885	107.2	17.093	93.9		1:33.284		
8	25.516	93.3	47.953	108.4	16.396			1:29.865		46	25.811	91.9	49.454	107.7	17.210	93.4		1:32.475		
9	25.864	94.6	47.992	105.9	15.825	97.2		1:29.681		47	25.839	89.4	49.456	106.5	17.954	95.0		1:33.249		
10	25.442	95.4	48.171	107.0	15.914			1:29.527		48	26.579	92.6	47.948	105.2	16.443	96.7		1:30.970		
11	25.400	94.7	48.546	103.4	16.283			1:30.229		49	25.481	91.3	48.794	108.1	16.250			1:30.525		
12	25.553	96.6	47.363	104.9	17.790			1:30.706		50	26.353	90.4	47.561	108.3	16.270			1:30.184		
13	25.725	97.6	48.259	109.0	17.408	92.2		1:31.392		51	25.123	95.6	48.397	108.3	15.961	97.2		1:29.481		
14	26.160	93.9	48.107	107.9	16.030	96.6		1:30.297		52	25.277	98.0	47.380	112.8	15.819	96.1		1:28.476		
15	26.015	97.8	47.681	108.1	17.096	95.6		1:30.792		53	25.614	95.2	47.131	113.2	15.757			1:28.502		
16	26.038	96.9	47.831	106.5	16.089			1:29.958		54	25.311	94.8	47.178	112.6	16.024	97.3		1:28.513		
17	25.665	95.8	48.480	106.7	16.133	96.9		1:30.278		55	25.289	93.0	47.744	105.0	18.452			1:31.485		
18	25.833	95.0	2:01.750	99.6	17.106			2:44.689		56	25.534	91.4	49.635	111.7	16.184			1:31.353		
19	27.509	88.0	50.800	106.4	16.467			1:34.776		57	25.345	97.7	48.477	112.6	16.038			1:29.860		
20	27.295	86.0	51.118	105.4	16.346			1:34.759		58	25.484	94.6	47.223	109.7	16.101			1:28.808		
21	27.325	86.1	49.539	103.4	17.056	93.6		1:33.920		59	26.159	87.7	47.992	112.6	15.623			1:29.774		
22	25.910	92.8	48.399	106.2	16.297	96.2		1:30.606		60	25.811	89.6	48.714	108.1	16.164	96.1		1:30.689		
23	26.218	93.7	49.381	105.4	16.402	96.9		1:32.001		61	25.589	93.5	47.289	109.0	16.100			1:28.978		
24	25.651	92.6	48.241	104.7	17.467			1:31.359		62	25.811	95.5	47.628	111.1	16.335			1:29.774		
25	27.048	80.7	48.110	98.9	In			1:37.343	P	63	26.298	88.5	48.711	113.0	16.040	97.7		1:31.049		
26	Out	89.4	47.550	112.4	16.148			2:15.908	P	64	26.042	89.2	47.978	113.7	16.192			1:30.212		
27	25.423	94.1	47.003	112.2	15.903			1:28.329		65	25.491	93.4	47.598	112.0	16.195			1:29.284		
28	25.416	91.3	46.822	112.4	15.628	98.0		1:27.866		66	25.674	90.1	48.839	109.5	16.538			1:31.051		
29	25.460	94.2	46.697	110.4	15.779	97.7		1:27.936		67	26.200	92.6	47.153	112.0	16.338			1:29.691		
30	25.536	92.0	46.968	110.6	17.427	98.9		1:29.931		68	25.818	95.2	48.324	107.0	16.246			1:30.388		
31	25.238	93.8	47.821	112.8	15.925	99.8		1:28.984		69	26.513	92.0	48.831	106.7	17.119			1:32.463		
32	25.689	97.0	47.325	112.4	16.275			1:29.289		70	27.121	96.0	48.377	113.2	16.235			1:31.733		
33	25.635	93.9	46.962	107.9	16.475	97.3		1:29.072		71	25.919	96.6	48.998	106.9	16.600	95.6		1:31.517		
34	25.210	95.5	47.444	96.1	17.575			1:30.229		72	25.540	97.7	47.534	113.2	16.120			1:29.194		
35	25.115	92.6	47.119	113.4	15.364	99.6		1:27.598		73	25.450	92.8	47.139	112.6	16.044			1:28.633		
36	25.244	90.5	49.641	81.6	23.153	74.2		1:38.038		74	26.381	94.6	47.573	114.7	15.666			1:29.620		
37	39.749	43.8	1:33.793	36.0	34.704	43.7		2:48.246		75	26.052	94.8	46.991	113.7	16.073	98.3		1:29.116		
38	47.212	65.8	1:19.653	43.9	32.424			2:39.289		76										

56 Clarkson-Smithies (GT3)										Austin Healey 3000									
lap	Sect-1	Speed	Sect-2	Speed	Sect-3	Speed	TopSpeed	laptime	pit	lap	Sect-1	Speed	Sect-2	Speed	Sect-3	Speed	Topspeed	laptime	pit
1				114.5	17.118			1:38.541		19	25.268	95.1	50.738	116.1	16.116			1:32.122	
2	25.653	92.0	47.287	116.7	16.126	97.9		1:29.066		20	25.504	97.8	46.277	114.7	15.944	99.0		1:27.725	
3	25.559	93.0	46.927	112.4	16.194	99.5		1:28.680		21	25.170	99.9	46.263	117.3	15.602	99.8		1:27.035	
4	25.214	94.8	46.898	113.5	15.860			1:27.972		22	25.496	96.5	46.569	113.7	15.639	100.9		1:27.704	
5	25.342	94.2	46.941	117.3	15.782			1:28.065		23	24.758	100.0	46.688	118.1	16.245	98.0		1:27.691	
6	25.273	97.0	46.816	113.7	15.801	99.3		1:27.890		24	25.481	99.3	46.681	112.6	16.283	98.0		1:28.445	
7	25.301	94.8	46.345	114.3	16.152			1:27.798		25	24.983	98.0	46.614	116.9	15.768	98.6		1:27.365	
8	25.545	98.4	46.830	114.9	15.636			1:28.011		26	25.763	89.6	47.473	113.2	15.587	100.2		1:28.823	
9	25.006	95.4	46.250	115.1	16.018			1:27.274		27	25.000	97.4	46.905	117.7	15.840			1:27.745	
10	25.178	99.0	46.257	113.4	16.731			1:28.166		28	24.920	102.0	46.296	116.3	15.805			1:27.021	
11	25.473	95.8	46.438	113.9	16.207	96.2		1:28.118		29	24.970	99.4	47.463	115.1	16.735	99.3		1:29.168	
12	25.734	98.0	46.492	114.1	15.942			1:28.168		30	25.306	95.0	46.998	116.9	In			1:32.917	P
13	24.933	92.6	46.496	114.9	16.377	99.6		1:27.806		31	Out	89.4	46.638	117.9	16.470	98.2		2:14.648	P
14	25.196	98.8	48.829	113.5	15.687	101.3		1:29.712		32	24.703	99.9	46.692	104.6	16.488			1:27.883	
15	25.313	98.0	46.787	115.5	16.113	98.6		1:28.213		33	24.618	100.2	46.269	117.9	15.858			1:26.745	
16	25.141	99.9	46.809	118.5	15.958			1:27.908		34	24.866	98.8	46.290	116.5	16.240	99.0		1:27.396	
17	25.292	94.7	46.481	114.1	15.623	99.0		1:27.396		35	24.911	99.0	47.047	112.4	15.992	100.9		1:27.950	
18	25.185	99.3	46.323	117.3	15.854	100.3		1:27.362		36	24.847	95.4	46.513	102.8	16.450			1:27.810	



Session Start: 09:12:59 - Finish: 11:13:35

Weather/Track Conditions: Sun / Dry

Circuit: Donington Park National

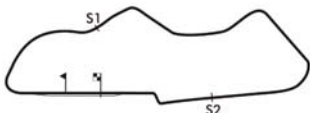
Track Length: 3.185 Km - 1.9791 miles

Donington Historic Festival - 28 - 30 Apr 2017

GT & Sports Car Cup for pre-66 GT & pre-63 sportscars

Race 11 - Sector Analysis

57 Le Blanc-van Lanschot (GT3)									Austin Healey 3000											
lap	Sect-1	Speed	Sect-2	Speed	Sect-3	Speed	TopSpeed	laptime	pit	lap	Sect-1	Speed	Sect-2	Speed	Sect-3	Speed	Topspeed	laptime	pit	
1		73.9	50.064	107.0	17.037	97.3		1:43.040		39	47.695	62.9	1:19.301	41.0	32.504	56.7		2:39.500		
2	26.733	89.8	48.975	104.1	17.428	96.7		1:33.136		40	41.737	56.0	1:17.591	36.3	30.499			2:29.827		
3	26.594	85.1	47.687	113.7	15.988	100.3		1:30.269		41	40.900	61.8	1:30.437	31.3	30.559			2:41.896		
4	25.353	98.4	46.165	114.7	15.846	98.7		1:27.364		42	42.404	54.3	1:16.348	73.0	20.303	93.6		2:19.055		
5	25.228	93.9	46.658	114.9	16.034	98.7		1:27.920		43	27.463	91.3	50.293	89.5	19.039			1:36.795		
6	25.162	97.7	46.104	114.3	16.141	98.7		1:27.407		44	28.168	82.2	55.605	53.6	12.086	94.7		1:44.859		
7	25.334	96.3	47.521	115.1	17.136			1:29.991		45	26.378	90.9	53.441	87.9	18.404			1:38.223		
8	25.373	94.4	46.113	114.7	16.161			1:27.647		46	26.212	93.3	47.719	113.5	17.421			1:31.352		
9	25.346	96.5	48.631	113.5	16.012	98.7		1:29.989		47	25.966	95.1	48.355	112.4	16.854	96.3		1:31.175		
10	25.484	98.3	46.816	114.1	16.423	97.6		1:28.723		48	27.200	90.3	47.967	109.7	16.825	98.7		1:31.992		
11	25.937	98.3	47.901	113.2	16.000	99.0		1:29.838		49	26.123	87.3	49.933	102.3	16.745			1:32.801		
12	25.694	92.1	47.024	114.1	16.012	99.9		1:28.730		50	26.206	94.6	50.838	109.5	17.079	97.3		1:34.123		
13	26.297	84.8	47.245	115.9	16.319	97.4		1:29.861		51	25.711	86.4	47.465	111.1	In			1:33.539	P	
14	25.165	97.4	46.606	113.5	16.447			1:28.218		52	Out	90.7	48.086	111.8	16.803			2:49.373	P	
15	25.107	98.3	46.108	113.2	16.231	98.6		1:27.446		53	25.776	91.8	49.828	106.5	17.138			1:32.742		
16	25.492	97.1	47.872	113.9	16.122			1:29.486		54	26.052	92.6	47.530	114.1	15.971			1:29.553		
17	25.192	97.6	47.927	114.3	16.249			1:29.368		55	26.139	93.2	49.190	112.4	16.363			1:31.692		
18	25.245	96.0	47.473	114.7	15.810	99.5		1:28.528		56	25.163	100.9	46.558	114.1	16.103			1:27.824		
19	26.292	93.9	46.562	113.7	16.062	98.6		1:28.916		57	25.216	96.5	46.517	112.6	16.186	98.7		1:27.919		
20	25.157	99.3	46.537	114.3	16.002	98.6		1:27.696		58	25.428	95.4	47.109	112.2	16.293	97.9		1:28.830		
21	25.750	95.6	49.069	114.9	16.218	97.9		1:31.037		59	25.999	99.4	48.478	114.5	16.340			1:30.817		
22	25.379	99.0	46.192	112.0	16.114			1:27.685		60	25.552	96.6	46.728	112.6	16.947	98.7		1:29.227		
23	25.624	95.6	46.795	113.9	16.061	99.8		1:28.480		61	26.103	98.6	47.869	111.3	16.841	96.5		1:30.813		
24	25.313	100.3	46.672	114.1	15.919			1:27.904		62	26.180	84.0	46.976	113.5	16.337			1:29.493		
25	25.063	94.8	49.247	112.2	16.517	98.2		1:30.827		63	25.336	99.0	46.998	112.4	16.405			1:28.739		
26	25.318	96.0	48.281	112.4	15.760			1:29.359		64	26.321	80.0	48.306	113.0	15.856			1:30.483		
27	25.270	94.4	46.084	112.4	15.929	98.3		1:27.283		65	25.168	98.7	46.511	113.7	16.045	98.7		1:27.724		
28	25.666	81.0	47.271	113.5	15.701	98.7		1:28.638		66	25.298	96.9	46.945	112.6	16.308			1:28.551		
29	24.978	100.3	46.580	113.9	15.941			1:27.499		67	25.325	93.5	48.862	112.6	16.329	96.6		1:30.516		
30	25.139	99.7	46.844	113.9	In			1:32.113	P	68	25.348	97.0	46.174	113.9	16.041			1:27.563		
31	Out	84.5	49.360	105.0	18.019	94.8		2:55.814	P	69	25.464	95.2	46.868	113.0	16.368			1:28.700		
32	25.666	93.9	48.359	112.8	16.455			1:30.480		70	25.103	96.3	46.360	112.6	15.780	99.2		1:27.243		
33	26.549	94.3	48.845	112.8	16.956			1:32.350		71	25.493	89.6	47.016	113.5	16.522			1:29.031		
34	25.707	94.4	48.388	109.1	16.957			1:31.052		72	25.503	94.7	46.365	112.4	16.067			1:27.935		
35	25.443	93.8	48.473	113.0	16.466	97.3		1:30.382		73	25.363	97.4	46.859	112.4	16.286			1:28.508		
36	26.579	89.1	48.242	114.5	16.856			1:31.677		74	26.081	85.2	46.767	112.4	16.531			1:29.379		
37	25.656	86.1	50.177	88.4	21.191	86.8		1:37.024		75	25.313	97.1	49.078	99.0	22.497	87.3		1:36.888		
38	35.438	43.8	1:34.830	29.9	34.386			2:44.654		76										



Session Start: 09:12:59 - Finish: 11:13:35

Weather/Track Conditions: Sun / Dry

Circuit: Donington Park National

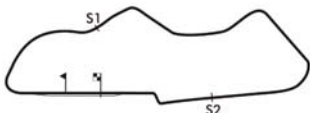
Track Length: 3.185 Km - 1.9791 miles

Donington Historic Festival - 28 - 30 Apr 2017

GT & Sports Car Cup for pre-66 GT & pre-63 sportscars

Race 11 - Sector Analysis

58 Pangborn-Woods (GT3)									Austin Healey 3000										
lap	Sect-1	Speed	Sect-2	Speed	Sect-3	Speed	TopSpeed	laptime	pit	lap	Sect-1	Speed	Sect-2	Speed	Sect-3	Speed	Topspeed	laptime	pit
1			49.418	116.1	16.647	97.0		1:40.624		38	27.400	84.9	1:29.023	21.3	38.768			2:35.191	
2	25.824	85.1	48.032	116.7	16.304	99.0		1:30.160		39	40.715	61.8	1:21.921	18.9	32.909			2:35.545	
3	24.774	96.9	47.289	112.4	16.163	102.5		1:28.226		40	36.040	71.1	1:24.141	23.5	31.674			2:31.855	
4	25.148	86.8	47.321	114.9	15.943			1:28.412		41	33.771	75.6	1:41.045	20.3	28.892			2:43.708	
5	24.860	90.4	47.458	116.1	15.724	102.2		1:28.042		42	33.206	55.9	1:17.912	57.2	24.691			2:15.809	
6	25.087	94.1	47.175	116.9	16.515	100.5		1:28.777		43	46.003	48.0	1:14.512	61.3	22.498	69.7		1:23.013	
7	25.313	96.9	47.336	115.9	15.943			1:28.592		44	33.589	70.6	1:05.256	75.1	20.188	93.3		1:59.033	
8	24.665	100.6	46.980	114.5	15.857			1:27.502		45	26.374	87.5	50.662	99.0	In			1:40.799	P
9	25.075	101.0	46.507	114.3	15.772	102.3		1:27.354		46	Out	88.7	48.222	113.9	16.452			3:10.530	P
10	24.750	96.9	47.561	114.7	15.809			1:28.120		47	26.717	90.7	49.785	112.6	16.970	101.3		1:33.472	
11	26.067	98.4	46.758	113.5	15.613			1:28.438		48	25.325	93.0	49.030	113.9	16.737			1:31.092	
12	24.801	98.4	46.474	114.1	15.732			1:27.007		49	26.343	95.2	47.485	115.1	16.122	99.6		1:29.950	
13	25.749	99.3	46.948	114.7	15.404			1:28.101		50	25.421	95.8	46.891	115.7	15.664	101.4		1:27.976	
14	24.544	98.8	46.802	116.3	15.610			1:26.956		51	24.648	100.9	47.159	115.5	16.058	102.2		1:27.865	
15	24.803	95.9	46.489	112.4	16.781	101.4		1:28.073		52	25.074	89.1	49.271	113.9	16.806			1:31.151	
16	25.757	91.0	46.178	116.5	15.418			1:27.353		53	24.897	98.8	46.783	116.1	15.687			1:27.367	
17	25.268	87.7	47.143	115.5	15.924			1:28.335		54	25.463	97.4	46.658	114.5	15.856	101.9		1:27.977	
18	24.628	97.7	46.289	115.7	15.849			1:26.766		55	24.397	102.7	46.908	107.9	16.211	100.8		1:27.516	
19	24.966	95.6	51.585	116.1	16.323	101.1		1:32.874		56	25.133	100.2	46.718	116.3	16.676	98.3		1:28.527	
20	24.849	99.9	46.298	114.9	In			1:33.080	P	57	24.901	102.7	47.193	114.3	15.837	102.3		1:27.931	
21	Out	82.6	50.059	101.7	17.083			2:58.447	P	58	24.663	101.2	46.616	115.7	15.738	101.3		1:27.017	
22	26.719	87.9	49.162	101.1	17.035	95.9		1:32.916		59	24.635	96.9	47.097	114.5	15.410	102.5		1:27.142	
23	26.148	87.9	48.933	106.9	16.660			1:31.741		60	24.775	100.4	46.886	106.9	16.189	101.6		1:27.850	
24	26.358	84.5	49.627	97.7	17.402	98.2		1:33.387		61	25.178	101.6	46.855	115.5	15.452			1:27.485	
25	28.055	80.0	49.232	105.2	16.664			1:33.951		62	24.346	101.5	46.492	115.5	16.016			1:26.854	
26	26.566	86.6	48.472	107.2	16.521			1:31.559		63	24.980	98.8	46.288	116.9	15.448	101.7		1:26.716	
27	25.910	88.7	48.342	106.9	16.800			1:31.052		64	24.333	101.2	47.681	116.1	15.463			1:27.477	
28	28.001	78.6	48.784	108.1	17.010			1:33.795		65	24.611	99.6	47.136	116.3	15.826			1:27.573	
29	27.951	82.7	48.740	106.7	16.686	97.7		1:33.377		66	24.723	100.7	46.765	115.1	17.406	99.0		1:28.894	
30	26.449	86.1	48.010	105.7	17.847			1:32.306		67	24.714	97.8	46.895	116.1	15.583			1:27.192	
31	25.551	91.9	48.040	101.4	16.860	98.7		1:30.451		68	24.937	97.8	46.485	116.1	19.181	96.7		1:30.603	
32	25.869	88.0	49.569	99.6	17.399	97.9		1:32.837		69	25.030	96.9	50.195	115.9	15.955			1:31.180	
33	26.085	90.4	48.350	106.9	16.717			1:31.152		70	24.723	100.0	46.607	112.8	16.565	102.2		1:27.895	
34	25.806	84.1	49.388	106.7	16.985			1:32.179		71	25.198	86.4	49.361	115.5	15.669			1:30.228	
35	25.814	91.2	48.376	108.4	16.697	97.3		1:30.887		72	24.430	101.0	46.395	115.9	15.390	101.4		1:26.215	
36	26.803	88.8	49.178	99.8	20.032			1:36.013		73	24.433	101.0	46.574	114.7	15.386			1:26.393	
37	27.080	85.5	51.284	91.9	20.358	92.5		1:38.722		74	24.525	97.6	46.595	116.3	16.196			1:27.316	



Session Start: 09:12:59 - Finish: 11:13:35

Weather/Track Conditions: Sun / Dry

Circuit: Donington Park National

Track Length: 3.185 Km - 1.9791 miles

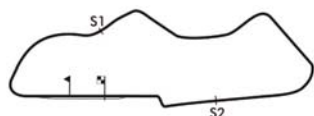
Donington Historic Festival - 28 - 30 Apr 2017

GT & Sports Car Cup for pre-66 GT & pre-63 sportscars

Race 11 - Sector Analysis

61 Orebi-Gann-Bell (GT3)										Morgan Plus 4 SLR									
lap	Sect-1	Speed	Sect-2	Speed	Sect-3	Speed	TopSpeed	laptime	pit	lap	Sect-1	Speed	Sect-2	Speed	Sect-3	Speed	Topspeed	laptime	pit
1		78.5	50.364	110.6	16.801	97.9		1:43.807		35	40.259	60.1	1:30.661	32.1	30.452	62.4		2:41.372	
2	26.420	91.5	49.145	109.1	17.134	94.8		1:32.699		36	43.233	54.5	1:15.250	78.5	19.734			2:18.217	
3	26.697	84.0	48.670	111.1	15.982			1:31.349		37	28.166	85.1	51.117	90.1	18.897	81.2		1:38.180	
4	25.590	93.2	47.690	111.5	16.106			1:29.386		38	27.593	89.2	56.091	52.0	19.738			1:43.422	
5	25.481	87.5	47.970	111.3	15.964	97.9		1:29.415		39	26.651	89.7	53.481	86.1	19.650	83.5		1:39.782	
6	25.281	88.9	48.260	110.7	15.993	97.2		1:29.534		40	26.650	91.0	47.658	102.8	18.413			1:32.721	
7	25.388	88.8	47.626	112.0	15.973			1:28.987		41	26.345	95.8	48.846	102.3	In			1:38.194	P
8	26.093	91.6	47.484	111.5	16.173	95.5		1:29.750		42	Out	82.6	50.593	103.0	17.391	93.1		2:53.279	P
9	25.521	93.7	47.415	113.0	16.251			1:29.187		43	26.529	93.0	47.540	111.3	16.501			1:30.570	
10	25.283	89.8	48.212	110.9	15.978	95.4		1:29.473		44	25.522	96.5	47.130	110.4	16.376			1:29.028	
11	25.396	91.9	49.088	109.8	15.758			1:30.242		45	25.908	93.9	47.958	108.8	16.929	95.9		1:30.795	
12	25.322	88.1	47.382	112.0	15.905			1:28.609		46	25.570	95.5	47.516	112.4	16.934			1:30.020	
13	25.593	93.7	47.240	111.1	15.992			1:28.825		47	26.426	95.8	48.874	110.9	18.038	93.8		1:33.338	
14	25.447	88.2	50.175	110.9	16.135	96.6		1:31.757		48	27.626	90.0	48.611	113.2	17.710			1:33.947	
15	26.073	95.5	47.840	110.7	16.284			1:30.197		49	26.165	91.3	47.948	108.6	16.489	96.7		1:30.602	
16	25.991	93.5	47.411	109.0	16.799			1:30.201		50	25.641	91.3	48.592	108.6	16.904	93.8		1:31.137	
17	25.898	88.9	47.918	110.7	16.310	97.0		1:30.126		51	26.100	89.7	48.706	107.9	17.234			1:32.040	
18	25.440	97.3	47.260	110.7	16.075			1:28.775		52	26.847	82.7	48.521	104.2	17.603			1:32.971	
19	26.164	89.5	48.292	110.6	16.435	96.5		1:30.891		53	26.183	92.9	49.516	105.9	17.219	96.3		1:32.918	
20	25.326	95.4	48.615	111.5	In			1:35.868	P	54	26.248	91.2	48.581	109.1	16.705	97.3		1:31.534	
21	Out	80.7	49.720	111.5	15.871	96.7		2:31.107	P	55	25.888	91.8	47.510	110.0	16.472			1:29.870	
22	25.900	90.0	48.846	107.6	16.908	97.2		1:31.654		56	26.375	90.0	47.887	109.5	16.473			1:30.735	
23	26.458	81.1	47.219	111.8	16.020			1:29.697		57	26.143	93.4	47.986	110.0	34.786	85.1		1:48.915	
24	24.997	98.3	47.139	112.2	16.158			1:28.294		58	26.742	92.0	48.210	105.2	17.297	94.4		1:32.249	
25	25.737	96.2	48.042	112.0	16.131	96.1		1:29.910		59	27.355	93.2	51.744	98.7	17.069	95.6		1:36.168	
26	25.398	96.9	46.720	111.5	15.989	98.9		1:28.107		60	26.268	76.3	48.730	105.7	16.891			1:31.889	
27	26.681	90.2	48.153	111.1	16.029	97.7		1:30.863		61	26.980	92.1	47.781	105.9	17.162	95.2		1:31.923	
28	25.533	99.1	46.929	111.7	16.021	97.6		1:28.483		62	25.811	92.1	48.028	105.0	16.686			1:30.525	
29	25.366	95.2	47.098	110.2	16.124			1:28.588		63	26.074	86.8	48.874	106.2	17.164			1:32.112	
30	25.712	97.7	46.793	111.3	In			9:28.366	P	64	25.993	90.1	48.784	108.4	16.386			1:31.163	
31	Out	91.5	49.424	85.2	20.891	79.9		2:36.639	P	65	27.083	73.2	51.021	106.4	16.381			1:34.485	
32	36.026	45.9	1:34.650	34.1	35.199			2:45.875		66	26.633	90.4	47.336	109.7	16.185			1:30.154	
33	47.219	61.4	1:19.314	39.3	32.559			2:39.092		67	25.610	95.6	47.802	107.9	16.386	95.9		1:29.798	
34	41.539	58.0	1:17.787	36.5	30.642			2:29.968		68	25.988	94.1	47.480	109.3	16.512	95.1		1:29.980	

65 Cooke-Twyman (GT3)										Jaguar E-Type									
lap	Sect-1	Speed	Sect-2	Speed	Sect-3	Speed	TopSpeed	laptime	pit	lap	Sect-1	Speed	Sect-2	Speed	Sect-3	Speed	Topspeed	laptime	pit
1		82.8	52.513	100.0	17.484	96.1		1:51.116		7	26.816	93.0	49.269	106.2	16.998			1:33.083	
2	26.768	89.8	50.165	105.0	16.861			1:33.794		8	26.555	91.9	50.190	103.9	16.767	92.6		1:33.512	
3	26.522	88.0	48.581	103.4	16.740			1:31.843		9	27.339	80.6	48.405	94.7	18.388	96.3		1:34.132	
4	26.470	90.5	48.088	102.2	16.527			1:31.085		10	26.333	96.0	48.504	103.6	18.584			1:33.421	
5	26.147	87.5	48.515	108.1	16.615			1:31.277		11	27.604	90.7	48.041	96.5	In			1:54.637	P
6	26.486	91.6	48.245	97.6	17.015			1:31.746		12									



Session Start: 09:12:59 - Finish: 11:13:35

Weather/Track Conditions: Sun / Dry

Circuit: Donington Park National

Track Length: 3.185 Km - 1.9791 miles

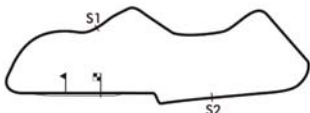
Donington Historic Festival - 28 - 30 Apr 2017

GT & Sports Car Cup for pre-66 GT & pre-63 sportscars

Race 11 - Sector Analysis

66 Milner-Greensall (GT3)										Jaguar E-Type									
lap	Sect-1	Speed	Sect-2	Speed	Sect-3	Speed	TopSpeed	laptime	pit	lap	Sect-1	Speed	Sect-2	Speed	Sect-3	Speed	Topspeed	laptime	pit
1				119.8	16.533	101.7		1:36.634		21	24.952	87.3	47.081	117.1	15.397			1:27.430	
2	25.053	95.5	47.176	120.0	16.242	100.6		1:28.471		22	24.316	98.6	45.513	119.4	15.170			1:24.999	
3	25.015	96.7	47.641	119.0	15.906			1:28.562		23	24.209	98.6	46.725	116.5	15.328			1:26.262	
4	25.234	93.2	46.764	119.6	15.887			1:27.885		24	24.561	96.9	46.465	118.3	15.206			1:26.232	
5	24.973	90.8	47.041	119.8	15.852			1:27.866		25	24.439	99.3	45.727	116.1	15.206	103.7		1:25.372	
6	24.813	95.9	46.597	120.2	15.979			1:27.389		26	24.334	101.3	46.687	115.1	15.210	104.2		1:26.231	
7	24.649	98.3	46.525	119.4	15.671			1:26.845		27	24.385	98.1	45.560	115.7	15.557	103.0		1:25.502	
8	25.134	96.9	47.522	120.0	15.778	103.7		1:28.434		28	24.320	101.2	46.383	116.5	15.795			1:26.498	
9	25.123	102.0	47.593	118.5	15.748	101.6		1:28.464		29	24.968	98.3	46.707	116.9	15.335			1:27.010	
10	24.949	97.7	46.852	118.5	15.872			1:27.673		30	24.499	99.6	45.480	116.7	15.010	103.9		1:24.989	
11	25.360	95.8	47.101	119.0	15.797	102.2		1:28.258		31	24.128	102.0	45.375	119.0	15.076	104.2		1:24.579	
12	25.153	95.1	47.639	114.1	16.365			1:29.157		32	24.481	100.3	46.024	114.5	16.593			1:27.098	
13	25.612	94.6	47.315	118.5	16.651	100.2		1:29.578		33	24.553	100.9	46.467	116.5	15.760	102.2		1:26.780	
14	25.056	95.8	48.684	118.8	15.951	100.2		1:29.691		34	24.497	102.0	45.915	115.5	15.332	103.7		1:25.744	
15	25.149	95.2	47.240	116.5	16.862			1:29.251		35	24.459	102.0	45.417	111.7	15.652	102.8		1:25.528	
16	25.890	91.2	48.734	112.0	In			1:35.355	P	36	24.598	97.3	45.813	117.7	15.890	102.5		1:26.301	
17	Out	89.1	47.072	119.2	15.558	101.6		3:53.110	P	37	25.064	98.7	46.252	114.1	17.313			1:28.629	
18	24.537	98.4	46.598	118.8	15.463			1:26.598		38	4:32.517	57.7	1:31.827	15.6	33.236			6:37.580	P
19	24.493	98.7	46.972	115.1	15.574			1:27.039		39	33.307	78.1	1:26.466	26.9	31.944	76.3		2:31.717	
20	24.706	99.4	45.581	120.0	15.264	104.6		1:25.551		40	33.655	68.8	1:44.073	35.0	In			2:51.477	P

68 Gordon-Finburgh (GT3)										Jaguar XK150										
lap	Sect-1	Speed	Sect-2	Speed	Sect-3	Speed	TopSpeed	laptime	pit	lap	Sect-1	Speed	Sect-2	Speed	Sect-3	Speed	Topspeed	laptime	pit	
1		80.8	51.837	100.2	17.897			1:54.135		37	45.358	57.4	1:20.057	28.5	32.273	82.2		2:37.688		
2	29.457	79.1	51.061	104.7	17.231			1:37.749		38	39.230	53.4	1:20.047	31.2	31.416	78.6		2:30.693		
3	26.912	91.4	49.417	102.6	16.990	92.6		1:33.319		39	37.985	51.8	1:35.644	23.5	26.799			2:40.428		
4	27.162	90.9	49.563	103.9	16.877			1:33.602		40	41.028	52.8	1:17.586	56.5	25.577	49.9		2:24.191		
5	27.404	88.3	50.245	104.2	17.680	92.0		1:35.329		41	44.451	51.7	1:13.836	55.5	23.931	75.9		2:22.218		
6	26.966	90.8	50.159	106.7	16.727	92.6		1:33.852		42	34.941	59.7	1:03.471	86.3	In			2:01.800	P	
7	26.845	90.9	49.949	106.7	16.764			1:33.558		43	Out	82.1	50.198	100.0	17.828	88.1		2:59.993	P	
8	27.005	95.1	48.969	105.4	18.417			1:34.391		44	26.960	89.4	50.552	106.4	17.187	92.9		1:34.699		
9	26.788	93.9	49.675	106.0	16.822	92.5		1:33.285		45	26.497	93.2	49.179	105.9	16.980			1:32.656		
10	26.727	88.3	50.744	106.4	16.611			1:34.082		46	26.811	91.3	49.440	106.4	16.819	93.8		1:33.070		
11	26.405	95.8	49.698	103.9	17.507	91.9		1:33.610		47	26.906	90.0	49.689	107.2	17.632			1:34.227		
12	27.131	93.8	50.002	106.4	16.584	93.4		1:33.717		48	27.708	81.4	51.106	105.4	17.439	93.8		1:36.253		
13	27.144	86.5	49.621	105.9	16.603			1:33.368		49	27.577	89.7	49.251	107.0	17.160			1:33.988		
14	27.532	84.4	49.228	105.7	16.697			1:33.457		50	26.426	94.6	49.511	106.7	17.611	92.5		1:33.548		
15	26.919	94.8	49.448	105.5	16.678	92.6		1:33.045		51	26.828	92.5	49.956	107.2	17.991	89.9		1:34.775		
16	26.700	93.3	49.424	105.5	16.529			1:32.653		52	27.174	90.7	49.584	107.2	16.779	93.8		1:33.537		
17	26.725	94.8	49.801	106.2	16.966	92.2		1:33.492		53	27.244	91.5	50.883	107.0	17.116	93.1		1:35.243		
18	27.580	84.6	50.236	106.2	16.735	92.5		1:34.551		54	26.634	89.2	51.069	103.9	17.825	92.0		1:35.528		
19	26.729	94.7	49.493	105.2	16.656			1:32.878		55	26.772	92.4	49.713	106.4	16.876	93.0		1:33.361		
20	26.608	95.0	49.991	106.2	16.890	92.9		1:33.489		56	26.903	88.9	49.782	106.0	17.587			1:34.272		
21	27.329	91.5	49.482	106.4	16.817	93.5		1:33.628		57	26.645	94.4	49.101	106.5	16.506			1:32.252		
22	26.721	92.6	49.099	106.4	17.503			1:33.323		58	26.540	92.4	49.917	107.0	16.717			1:33.174		
23	26.744	91.4	50.030	106.5	16.910	92.2		1:33.684		59	26.577	92.6	49.184	107.4	16.622	93.6		1:32.383		
24	26.573	90.8	50.478	106.2	16.700	93.8		1:33.751		60	26.807	88.5	49.093	105.9	16.984	93.8		1:32.884		
25	26.867	86.1	50.597	106.9	In			1:38.694	P	61	26.779	93.5	50.328	106.7	16.693	93.4		1:33.800		
26	Out	86.2	51.032	104.1	18.120			3:16.712	P	62	26.751	91.8	50.525	101.9	17.514	93.0		1:34.790		
27	26.884	93.4	50.183	106.0	17.930			1:34.997		63	27.083	91.2	50.585	106.2	16.999			1:34.667		
28	26.981	88.2	50.559	105.9	16.529	91.4		1:34.069		64	26.762	92.6	49.020	107.4	16.803	93.3		1:32.585		
29	27.217	85.5	50.672	105.2	17.438	91.7		1:35.327		65	26.872	92.1	48.956	107.4	18.722			1:34.550		
30	26.582	88.2	51.694	106.5	16.832	92.5		1:35.108		66	26.914	91.9	49.474	106.2	16.778			1:33.166		
31	26.494	92.0	50.197	106.4	17.490	91.9		1:34.181		67	26.610	92.9	49.130	106.9	16.689			1:32.429		
32	26.768	90.8	50.751	105.0	17.253			1:34.772		68	26.794	90.7	48.979	106.9	16.875	92.7		1:32.648		
33	26.742	91.0	49.524	106.4	16.947			1:33.213		69	27.063	87.7	49.021	102.3	17.297			1:33.381		
34	26.291	89.1	51.811	87.3	22.011			1:40.113		70	26.576	91.2	48.872	107.0	16.785	91.1		1:32.233		
35	26.898	91.4	50.070	96.6	20.620	89.3		1:37.588		71	26.940	94.1	48.929	105.4	17.363			1:33.232		
36	29.756	51.5	1:36.713	20.7	35.306			2:41.775		72										



Session Start: 09:12:59 - Finish: 11:13:35

Weather/Track Conditions: Sun / Dry

Circuit: Donington Park National

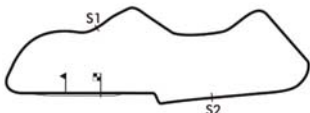
Track Length: 3.185 Km - 1.9791 miles

Donington Historic Festival - 28 - 30 Apr 2017

GT & Sports Car Cup for pre-66 GT & pre-63 sportscars

Race 11 - Sector Analysis

71 Ross-Jones-Ross-Jones (GT3)									Triumph TR4										
lap	Sect-1	Speed	Sect-2	Speed	Sect-3	Speed	TopSpeed	laptime	pit	lap	Sect-1	Speed	Sect-2	Speed	Sect-3	Speed	Topspeed	laptime	pit
1		77.4	50.221	107.7	16.965	92.0		1:42.564		38	28.505	85.1	1:22.802	17.9	37.444			2:28.751	
2	26.362	95.2	49.501	107.6	17.087			1:32.950		39	40.818	55.1	1:22.579	18.8	32.953			2:36.350	
3	26.631	93.7	48.046	108.6	16.012			1:30.689		40	35.845	71.4	1:24.764	24.5	31.254			2:31.863	
4	26.535	98.6	47.684	108.6	15.837			1:30.056		41	33.848	74.7	1:40.557	20.0	28.484	75.9		2:42.889	
5	25.419	97.8	47.839	108.4	15.958			1:29.216		42	33.890	65.1	1:17.828	56.1	24.567			2:16.285	
6	25.666	102.0	47.778	108.1	15.784	94.7		1:29.228		43	45.363	49.4	1:15.332	62.9	21.944	74.8		2:22.639	
7	25.613	100.4	48.186	107.7	15.908	93.3		1:29.707		44	33.649	68.4	1:04.413	88.2	19.336			1:57.398	
8	26.139	99.4	47.639	108.1	15.879	94.0		1:29.657		45	27.356	85.0	51.104	104.2	17.890	92.9		1:36.350	
9	25.757	100.2	47.930	107.4	17.781	91.6		1:31.468		46	27.793	82.1	51.159	106.7	18.677			1:37.629	
10	25.950	98.7	48.148	107.9	15.965	93.1		1:30.063		47	27.586	92.0	49.474	108.1	17.313			1:34.373	
11	25.810	88.1	48.074	108.1	16.524	92.1		1:30.408		48	26.776	88.3	50.034	100.6	18.154			1:34.964	
12	25.734	104.0	47.742	107.2	15.920	94.7		1:29.396		49	26.149	92.9	50.541	106.2	17.102			1:33.792	
13	26.041	83.4	48.856	108.4	15.966			1:30.863		50	25.872	92.3	50.694	108.1	17.256			1:33.822	
14	25.795	97.3	48.753	107.9	16.077			1:30.625		51	26.348	88.2	49.881	107.9	18.811			1:35.040	
15	25.922	98.6	48.162	107.7	16.026	94.0		1:30.110		52	27.040	92.0	50.966	107.9	18.113			1:36.119	
16	25.674	97.6	47.661	108.1	15.744	95.0		1:29.079		53	27.024	88.2	50.403	108.6	17.817			1:35.244	
17	26.026	95.1	48.290	107.7	15.843			1:30.159		54	26.889	90.2	49.885	108.3	17.673	92.7		1:34.447	
18	25.512	98.6	47.562	107.9	16.015	94.2		1:29.089		55	26.607	85.3	50.490	95.2	In			1:41.900	P
19	25.623	97.1	47.540	108.4	16.106	93.9		1:29.269		56	Out	96.2	49.507	102.6	16.739			2:28.062	P
20	25.701	101.6	47.838	106.7	16.659			1:30.198		57	25.811	96.3	47.734	108.1	17.399			1:30.944	
21	25.381	99.3	48.501	107.9	15.777	94.8		1:29.659		58	26.233	101.0	48.098	108.8	16.118			1:30.449	
22	25.510	102.0	47.988	108.6	16.265			1:29.763		59	25.633	102.9	48.628	109.3	16.128			1:30.389	
23	25.457	106.8	47.569	108.6	16.721			1:29.747		60	25.954	94.6	47.401	105.5	16.584			1:29.939	
24	25.567	97.3	47.969	107.6	16.204	93.0		1:29.740		61	25.524	102.3	48.346	108.4	16.326			1:30.196	
25	26.213	99.6	48.257	107.6	16.180			1:30.650		62	26.784	87.5	48.036	109.0	16.132	94.7		1:30.952	
26	25.564	100.3	48.737	108.4	15.984	94.8		1:30.285		63	25.627	97.8	47.590	109.3	16.311			1:29.528	
27	25.548	100.4	48.966	108.6	16.010			1:30.524		64	25.879	102.4	47.623	108.1	16.333	96.1		1:29.835	
28	25.507	101.2	47.349	108.8	In			1:32.872	P	65	25.570	93.0	48.736	109.5	16.163			1:30.469	
29	Out	88.4	50.494	106.5	16.570			2:54.010	P	66	26.057	97.6	49.273	106.7	16.225	95.0		1:31.555	
30	26.749	90.5	49.474	108.1	16.560			1:32.783		67	25.847	98.1	47.369	109.3	15.998			1:29.214	
31	26.836	92.1	49.090	107.6	16.317	94.0		1:32.243		68	25.493	104.6	47.377	108.6	16.124			1:28.994	
32	26.275	95.6	49.292	106.7	15.862	94.4		1:31.429		69	25.476	103.5	47.619	109.3	15.992	95.0		1:29.087	
33	26.146	96.9	48.940	106.9	16.103	93.4		1:31.189		70	25.824	96.9	48.261	108.3	16.356	94.4		1:30.441	
34	26.429	93.2	48.917	106.4	16.278	94.3		1:31.624		71	25.889	102.0	49.309	108.3	17.361			1:32.559	
35	25.877	92.4	48.888	106.2	16.094			1:30.859		72	26.177	102.7	47.328	108.8	17.426	92.9		1:30.931	
36	26.029	89.1	48.996	106.9	19.881	87.8		1:34.906		73	25.773	98.0	48.050	107.9	16.156			1:29.979	
37	26.606	90.5	51.806	94.7	21.253			1:39.665		74	25.593	100.6	47.980	110.4	15.924			1:29.497	



Session Start: 09:12:59 - Finish: 11:13:35

Weather/Track Conditions: Sun / Dry

Circuit: Donington Park National

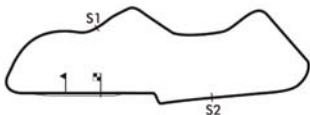
Track Length: 3.185 Km - 1.9791 miles

Donington Historic Festival - 28 - 30 Apr 2017

GT & Sports Car Cup for pre-66 GT & pre-63 sportscars

Race 11 - Sector Analysis

72 Wilkinson-Boot (GT4)										Jaguar E-Type										
lap	Sect-1	Speed	Sect-2	Speed	Sect-3	Speed	TopSpeed	laptime	pit	lap	Sect-1	Speed	Sect-2	Speed	Sect-3	Speed	Topspeed	laptime	pit	
1				113.5	15.909			1:31.118		41	47.435	62.3	1:21.161	29.1	31.289			2:39.885		
2	25.210	92.8	46.170	120.0	15.551			1:26.931		42	40.141	54.2	1:19.220	33.7	30.364			2:29.725		
3	25.205	94.6	45.598	119.4	15.528			1:26.331		43	39.683	58.1	1:35.139	24.9	26.459	75.3		2:41.281		
4	24.534	94.7	45.514	120.7	15.091			1:25.139		44	41.792	57.3	1:17.794	55.1	25.375			2:24.961		
5	24.483	97.7	45.308	118.8	15.405			1:25.196		45	44.478	54.6	1:14.165	58.8	In			2:26.697	P	
6	24.904	92.0	45.215	122.2	15.327			1:25.446		46		85.4	48.419	98.6	17.071	104.4		2:34.216	P	
7	24.603	92.9	45.653	119.6	15.261			1:25.517		47	24.239	98.7	44.636	118.8	15.653	107.2		1:24.528		
8	24.688	95.2	45.452	120.5	15.433			1:25.573		48	24.213	95.2	44.511	115.1	16.263	106.0		1:24.987		
9	24.394	98.6	44.939	119.0	15.617			1:24.950		49	24.365	95.0	47.042	116.3	15.782			1:27.189		
10	24.532	94.2	45.109	120.2	15.255			1:24.896		50	24.966	85.0	45.119	114.7	16.258			1:26.343		
11	24.758	95.6	45.382	120.0	15.380			1:25.520		51	24.429	97.1	44.739	115.3	16.352	107.9		1:25.520		
12	24.584	93.2	45.492	119.6	15.097	104.7		1:25.173		52	24.399	97.6	46.539	121.8	15.707			1:26.645		
13	24.511	95.5	44.826	122.9	15.567	103.7		1:24.904		53	24.288	100.6	44.652	117.9	15.604	106.4		1:24.544		
14	24.270	95.2	45.105	119.4	15.156			1:24.531		54	24.226	96.2	44.723	121.3	15.273			1:24.222		
15	24.361	91.3	45.418	120.5	14.978			1:24.757		55	24.789	98.1	44.648	119.6	15.437			1:24.874		
16	24.316	94.1	45.507	120.9	15.608	105.0		1:25.431		56	23.868	100.7	44.419	121.8	15.309			1:23.596		
17	24.328	91.2	45.689	117.9	15.130			1:25.147		57	24.246	99.1	44.431	122.4	14.949			1:23.626		
18	24.212	95.2	45.134	120.9	15.183	106.2		1:24.529		58	24.040	99.1	44.938	119.0	15.418			1:24.396		
19	24.356	94.1	44.717	119.8	15.374	105.2		1:24.447		59	25.348	90.4	46.834	120.7	15.324			1:27.506		
20	24.451	90.8	47.416	120.9	15.170	105.4		1:27.037		60	24.290	98.0	45.940	120.2	15.129	107.2		1:25.359		
21	24.495	94.3	45.689	120.0	15.336			1:25.520		61	24.072	98.3	44.704	120.0	15.306			1:24.082		
22	24.142	96.2	45.526	120.9	15.101	106.4		1:24.769		62	24.748	88.7	45.511	119.8	15.661			1:25.920		
23	24.472	97.1	45.974	120.0	15.067			1:25.513		63	24.208	98.0	44.904	112.0	16.283			1:25.395		
24	24.632	86.5	45.506	119.2	15.595	105.9		1:25.733		64	24.198	96.7	45.106	118.8	15.771			1:25.075		
25	24.215	98.3	44.860	120.5	15.010	105.5		1:24.085		65	24.442	93.4	47.239	120.0	15.779	105.4		1:27.460		
26	24.249	94.4	45.637	119.8	15.443	104.4		1:25.329		66	24.137	93.4	45.130	120.9	15.496	107.4		1:24.763		
27	24.378	96.2	46.232	120.5	15.682	105.5		1:26.292		67	24.595	91.4	47.274	120.7	16.140	106.0		1:28.009		
28	24.239	96.2	44.962	121.5	15.341			1:24.542		68	24.374	97.0	45.274	120.0	15.427	107.0		1:25.075		
29	24.096	95.4	45.617	121.8	15.065	106.7		1:24.778		69	24.370	99.1	45.320	119.6	15.506	106.5		1:25.196		
30	24.102	97.1	46.140	123.5	15.714			1:25.956		70	24.450	95.4	44.951	121.8	15.274	106.9		1:24.675		
31	24.187	93.5	45.065	121.1	15.367			1:24.619		71	24.333	95.2	44.977	121.1	15.162			1:24.472		
32	24.978	95.1	44.678	118.1	In			1:29.783	P	72	24.154	99.7	44.494	121.8	15.101			1:23.749		
33		89.1	47.567	118.1	15.569			2:30.156	P	73	24.124	97.8	44.893	120.5	14.939	108.3		1:23.956		
34	24.874	92.6	46.584	121.5	15.827			1:27.285		74	24.006	97.6	44.614	121.1	16.033			1:24.653		
35	24.674	91.5	45.921	121.8	15.370			1:25.965		75	24.884	87.4	45.691	119.8	15.093			1:25.668		
36	24.430	92.3	45.963	121.5	16.266	109.1		1:26.659		76	24.396	90.4	47.044	122.9	15.337	106.4		1:26.777		
37	24.976	91.9	46.334	114.7	16.174			1:27.484		77	24.621	92.6	45.443	114.9	16.052	109.0		1:26.116		
38	24.830	90.1	47.436	107.7	19.139	104.1		1:31.405		78	24.133	95.8	45.237		15.180	108.8		1:24.550		
39	24.809	93.3	47.110	111.1	19.727			1:31.646		79	24.420	92.5	47.437	122.9	15.458	108.4		1:27.315		
40	34.117	37.3	1:37.526	24.1	32.892	76.8		2:44.535		80										



Session Start: 09:12:59 - Finish: 11:13:35

Weather/Track Conditions: Sun / Dry

Circuit: Donington Park National

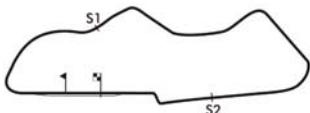
Track Length: 3.185 Km - 1.9791 miles

Donington Historic Festival - 28 - 30 Apr 2017

GT & Sports Car Cup for pre-66 GT & pre-63 sportscars

Race 11 - Sector Analysis

75 Hadfield-Voyazides (GT4)									AC Cobra 289										
lap	Sect-1	Speed	Sect-2	Speed	Sect-3	Speed	TopSpeed	laptime	pit	lap	Sect-1	Speed	Sect-2	Speed	Sect-3	Speed	Topspeed	laptime	pit
1				122.0	15.611			1:27.080		41	33.821	42.2	1:35.735	27.6	34.842	68.6		2:44.398	
2	24.201	98.3	44.709	126.8	15.146	110.7		1:24.056		42	46.957	65.0	1:20.804	31.9	32.101	65.0		2:39.862	
3	23.824	100.4	44.827	125.4	15.156			1:23.807		43	40.890	53.3	1:18.373	36.4	31.520			2:30.783	
4	25.175	102.9	44.737	122.0	15.095	110.0		1:25.007		44	39.124	56.8	1:32.977	29.2	28.749	68.7		2:40.850	
5	23.823	100.0	45.047	124.5	14.957	110.6		1:23.827		45	41.738	52.1	1:17.864	56.6	25.794			2:25.396	
6	23.847	103.0	45.340	124.0	15.112			1:24.299		46	44.657	49.6	1:13.731	62.4	22.674			1:21.062	
7	23.875	98.1	44.565	126.6	15.270	108.6		1:23.710		47	37.372	61.4	1:03.042	92.7	18.874	104.6		1:59.288	
8	23.916	98.4	45.438	125.6	15.009	110.4		1:24.363		48	23.624	108.1	43.565	126.3	14.830	113.2		1:22.019	
9	24.101	100.7	44.234	125.4	15.048	110.0		1:23.383		49	23.483	111.3	44.641	123.3	15.212	113.0		1:23.336	
10	24.663	98.6	45.222	121.8	15.573	113.9		1:25.458		50	23.360	106.9	43.841	128.0	15.388	110.0		1:22.589	
11	23.877	100.9	44.817	125.6	14.911	109.5		1:23.605		51	23.418	110.9	43.446	127.0	14.780	112.8		1:21.644	
12	23.623	100.2	47.418	125.2	15.120	108.6		1:26.161		52	23.411	111.5	43.512	128.3	14.878	112.4		1:21.801	
13	24.433	94.4	43.911	129.0	15.496			1:23.840		53	23.650	112.4	43.230	127.5	14.955	113.2		1:21.835	
14	23.865	90.7	45.132	128.3	15.705	109.0		1:24.702		54	23.805	97.7	45.357	126.8	14.825			1:23.987	
15	24.569	95.0	44.594	127.3	15.295			1:24.458		55	23.499	107.9	43.718	126.1	15.044			1:22.261	
16	23.426	101.8	45.185	126.1	15.197	109.3		1:23.808		56	23.712	94.8	44.544	126.3	15.170	112.6		1:23.426	
17	23.806	98.6	45.337	125.4	15.181	110.9		1:24.324		57	23.540	108.6	43.592	129.2	14.672	113.4		1:21.804	
18	23.731	105.3	44.671	127.0	14.926			1:23.328		58	23.467	109.3	43.776	131.0	14.954			1:22.197	
19	23.476	107.9	45.137	126.8	15.037	108.6		1:23.650		59	23.508	104.3	43.622	127.5	14.717	113.0		1:21.847	
20	23.603	103.2	45.635	125.6	15.043	108.3		1:24.281		60	23.464	106.1	43.496	124.0	15.588	110.9		1:22.548	
21	23.956	104.0	44.540	122.9	15.612			1:24.108		61	23.632	107.4	43.729	124.9	15.639			1:23.000	
22	23.579	106.1	44.090	126.1	14.912	110.9		1:22.581		62	23.824	106.1	45.530	127.3	In			1:27.996	P
23	23.665	102.0	44.469	123.8	15.547			1:23.681		63	Out	93.5	45.305	120.5	16.509	109.7		2:18.223	P
24	23.534	101.5	45.745	127.0	15.201	109.1		1:24.480		64	23.969	102.1	45.630	124.9	15.522			1:25.121	
25	23.677	101.0	45.601	126.8	14.999			1:24.277		65	24.109	101.0	55.955	120.5	15.684			1:35.748	
26	23.487	103.2	44.444	125.2	14.957	111.3		1:22.888		66	24.059	105.1	45.744	124.5	15.688	107.9		1:25.491	
27	23.556	103.7	45.497	124.7	16.195			1:25.248		67	24.192	100.3	45.877	127.0	15.625	106.2		1:25.694	
28	23.844	99.4	44.731	124.9	15.111			1:23.686		68	23.846	101.0	45.167	125.6	15.302			1:24.315	
29	23.660	104.9	44.886	124.7	15.215	109.8		1:23.761		69	23.815	104.8	45.269	122.4	15.561	108.6		1:24.645	
30	23.883	104.8	45.948	125.6	14.995			1:24.826		70	23.935	102.9	45.041	127.3	15.256			1:24.232	
31	24.205	103.8	45.743	123.5	14.944			1:24.892		71	23.739	102.4	44.950	126.6	15.829	109.1		1:24.518	
32	24.448	99.6	44.808	126.3	15.079	107.6		1:24.335		72	24.127	100.6	45.284	124.7	15.401	109.5		1:24.812	
33	24.013	104.0	45.211	123.3	In			1:29.942	P	73	24.148	103.5	45.424	120.5	15.387	111.3		1:24.959	
34	Out	101.8	45.347	124.2	15.283	106.2		2:01.030	P	74	24.081	99.0	46.202	122.2	15.845			1:26.128	
35	23.740	108.3	44.018	124.0	14.893			1:22.651		75	23.890	102.0	44.936	125.2	15.290	109.7		1:24.116	
36	23.776	109.7	43.583	127.8	14.768	108.1		1:22.127		76	24.094	93.3	45.478	125.6	15.406			1:24.978	
37	24.126	87.7	43.954	124.2	15.071			1:23.151		77	24.030	100.6	45.366	125.2	15.364			1:24.760	
38	23.636	111.8	45.689	101.4	15.841			1:25.166		78	24.109	92.1	46.551	118.1	17.010			1:27.670	
39	23.564	107.4	44.828	120.2	19.039	103.9		1:27.431		79	24.409	92.8	45.377	122.2	15.858	110.2		1:25.644	
40	23.549	110.2	44.781	94.2	21.726			1:30.056		80	24.203	100.6	45.492	124.9	15.498	94.7		1:25.193	



Session Start: 09:12:59 - Finish: 11:13:35

Weather/Track Conditions: Sun / Dry

Circuit: Donington Park National

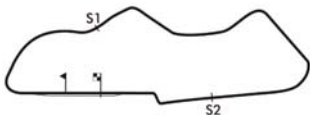
Track Length: 3.185 Km - 1.9791 miles

Donington Historic Festival - 28 - 30 Apr 2017

GT & Sports Car Cup for pre-66 GT & pre-63 sportscars

Race 11 - Sector Analysis

76 Bremner-Bremner-Reid (GT4)									AC Cobra 289											
lap	Sect-1	Speed	Sect-2	Speed	Sect-3	Speed	TopSpeed	laptime	pit	lap	Sect-1	Speed	Sect-2	Speed	Sect-3	Speed	Topspeed	laptime	pit	
1				129.0	15.026			1:26.461		31	24.282	99.6	44.398	121.3	14.993			1:23.673		
2	23.355	105.3	44.935	124.5	14.535	113.0		1:22.825		32	24.221	91.5	46.235	125.2	15.114			1:25.570		
3	23.660	98.1	43.513	130.0	14.700	110.9		1:21.873		33	23.799	102.0	45.432	116.7	15.300	112.8		1:24.531		
4	23.520	103.0	43.144	130.5	14.593	113.2		1:21.257		34	23.425	102.3	44.080	125.2	15.126	112.6		1:22.631		
5	23.569	104.6	43.619	129.5	14.697	111.7		1:21.885		35	23.961	97.4	45.021	116.5	15.167	109.7		1:24.149		
6	23.411	100.4	43.713	129.0	16.934			1:24.058		36	23.740	104.9	43.834	115.7	15.401	112.2		1:28.975		
7	24.109	99.0	46.668	124.0	15.028	110.9		1:25.805		37	24.366	102.0	44.447	117.3	15.291			1:24.104		
8	23.980	98.3	44.699	127.8	14.864			1:23.543		38	23.376	102.6	44.415	124.2	15.527	110.7		1:23.318		
9	23.532	95.0	44.780	127.0	14.662	111.8		1:22.974		39	23.316	102.4	44.163	122.4	32.675			1:40.154		
10	24.510	101.6	44.241	125.9	14.882	110.0		1:23.633		40	24.142	96.9	45.670	101.4	18.556	93.1		1:28.368		
11	23.540	109.2	44.497	127.8	14.883			1:22.920		41	26.948	85.1	1:33.222	21.3	37.443	75.3		2:37.613		
12	23.950	98.7	45.262	126.6	15.398			1:24.610		42	42.438	56.3	1:21.390	21.4	33.129			2:36.957		
13	24.094	93.5	44.337	126.6	14.781			1:23.212		43	36.979	61.6	1:22.784	23.4	32.073			2:31.836		
14	23.473	102.4	44.958	128.5	14.666	112.0		1:23.097		44	33.719	53.7	1:39.869	22.6	28.472			2:42.060		
15	23.852	106.6	44.747	126.6	14.685	112.6		1:23.284		45	35.372	61.8	1:17.622	51.9	24.144			2:17.138		
16	24.094	100.3	44.962	126.3	14.708	113.0		1:23.764		46	46.223	55.1	1:14.800	53.7	21.184			2:22.207		
17	23.822	102.6	45.053	128.5	14.797	111.7		1:23.672		47	34.508	63.8	1:04.994	66.9	In			2:02.812	P	
18	24.062	98.7	44.398	126.1	14.847			1:23.307		48	Out	88.7	45.208	116.7	15.497			2:04.712	P	
19	23.485	104.8	44.055	126.8	14.926			1:22.466		49	24.057	97.0	44.187	124.2	16.052	109.0		1:24.296		
20	23.885	105.4	45.626	129.0	14.559	112.4		1:24.070		50	24.064	99.7	44.297	120.5	15.393	113.0		1:23.754		
21	23.656	96.7	44.534	127.8	14.709			1:22.899		51	24.354	90.8	46.533	126.3	15.120			1:26.007		
22	23.602	104.5	45.127	126.6	14.648	111.5		1:23.377		52	23.544	94.6	46.690	125.9	15.170	112.0		1:25.404		
23	23.698	104.8	44.386	127.3	14.708	114.7		1:22.792		53	23.496	92.4	43.921	123.1	16.115			1:23.532		
24	23.542	105.4	44.007	125.4	14.941			1:22.490		54	23.845	97.8	44.726	129.0	15.398			1:23.969		
25	23.868	101.6	44.006	127.0	15.735	111.1		1:23.609		55	23.439	102.3	43.721	127.0	15.190	112.6		1:22.350		
26	23.687	99.7	44.457	128.0	14.819			1:22.963		56	23.564	98.8	43.889	128.0	16.294	107.7		1:23.747		
27	23.246	110.6	44.775	120.0	In			1:28.957	P	57	23.675	103.7	43.609	129.2	15.037			1:22.321		
28	Out	95.5	44.265	110.4	15.536			2:34.222	P	58	23.564	97.6	44.072	128.0	15.060	112.2		1:22.696		
29	23.878	101.5	43.634	120.9	15.192	112.6		1:22.704		59	23.539	98.7	50.771	49.7	In			1:43.924	P	
30				117.3	15.448	112.0		1:29.103		60										



Session Start: 09:12:59 - Finish: 11:13:35

Weather/Track Conditions: Sun / Dry

Circuit: Donington Park National

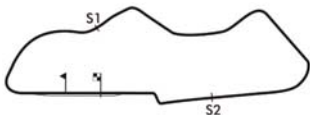
Track Length: 3.185 Km - 1.9791 miles

Donington Historic Festival - 28 - 30 Apr 2017

GT & Sports Car Cup for pre-66 GT & pre-63 sportscars

Race 11 - Sector Analysis

77 Friedrichs-Mallock (GT4)										Aston Martin DP214									
lap	Sect-1	Speed	Sect-2	Speed	Sect-3	Speed	TopSpeed	laptime	pit	lap	Sect-1	Speed	Sect-2	Speed	Sect-3	Speed	Topspeed	laptime	pit
1				114.9	16.696	108.1		1:32.965		40	27.472	90.7	1:14.153	14.7	39.514	83.0		2:21.139	
2	25.097	94.3	46.215	120.9	16.146			1:27.458		41	37.098	50.6	1:24.894	20.9	35.040			2:37.032	
3	24.402	97.1	45.940	121.3	16.065			1:26.407		42	32.397	68.4	1:27.422	21.9	30.144	73.8		2:29.963	
4	24.387	100.4	45.410	120.7	15.566	108.6		1:25.363		43	33.615	76.8	1:41.808	19.7	28.199	75.1		2:43.622	
5	24.398	95.6	45.566	120.5	15.788			1:25.752		44	31.528	67.1	1:17.090	58.8	24.565			2:13.183	
6	24.745	91.3	45.816	120.7	15.870			1:26.431		45	43.513	56.2	1:16.715	59.8	20.679			2:20.907	
7	24.152	100.2	46.029	122.0	16.010	107.4		1:26.191		46	35.115	68.7	1:02.665	89.5	18.529	95.1		1:56.309	
8	24.480	96.9	45.879	121.8	15.655	106.5		1:26.014		47	25.500	91.2	46.254	119.2	15.503			1:27.257	
9	24.266	97.7	46.266	122.4	16.699	106.9		1:27.231		48	24.239	97.1	44.676	122.6	15.236	106.2		1:24.151	
10	24.921	98.6	45.971	120.9	16.180			1:27.072		49	24.393	102.1	44.317	122.6	15.211			1:23.921	
11	25.376	88.3	47.076	121.5	15.593	109.0		1:28.045		50	23.765	104.6	44.190	124.5	15.233	107.0		1:23.188	
12	24.699	94.3	46.407	121.1	15.917	109.8		1:27.023		51	23.590	102.7	44.489	123.5	15.309			1:23.388	
13	24.488	95.0	45.649	123.1	15.393			1:25.530		52	23.648	101.3	45.135	120.5	15.514			1:24.297	
14	24.457	97.8	46.055	120.7	15.698	107.6		1:26.210		53	24.113	99.3	44.894	122.9	15.282	106.4		1:24.289	
15	24.438	95.4	45.610	121.5	15.798	108.1		1:25.846		54	23.950	98.8	45.667	122.4	15.116	107.2		1:24.733	
16	24.366	96.7	47.576	120.2	16.163			1:28.105		55	23.612	102.7	45.052	107.6	16.169			1:24.833	
17	24.735	95.0	46.076	123.5	15.822	107.0		1:26.633		56	24.704	99.7	46.285	121.8	15.706			1:26.695	
18	24.397	94.4	46.674	119.8	15.918			1:26.989		57	24.655	95.6	46.012	123.3	16.414			1:27.081	
19	24.821	97.3	48.509	119.2	15.843			1:29.173		58	24.560	102.6	44.484	122.6	15.338			1:24.382	
20	24.530	100.6	46.077	123.3	15.645			1:26.252		59	25.006	105.8	45.890	122.6	16.171			1:27.067	
21	24.124	101.3	45.588	121.3	15.789			1:25.501		60	24.653	89.4	45.055	123.3	In			1:29.711	P
22	24.644	97.3	45.842	122.0	15.462			1:25.948		61	Out	87.0	47.987	116.1	16.369	105.0		2:13.605	P
23	24.344	98.3	46.846	122.9	16.538	99.6		1:27.728		62	24.847	97.7	46.432	122.0	15.746	105.4		1:27.025	
24	25.144	93.4	46.366	123.1	15.322			1:26.832		63	24.689	96.9	46.168	117.9	16.404			1:27.261	
25	24.868	88.7	47.509	121.3	15.530			1:27.907		64	25.159	96.9	47.686	122.6	19.760	102.3		1:32.605	
26	24.659	99.0	46.120	121.5	15.359			1:26.138		65	25.024	93.4	46.421	118.1	15.937			1:27.382	
27	24.309	95.2	46.256	121.1	16.058			1:26.623		66	24.346	96.9	45.954	120.9	15.912	107.9		1:26.212	
28	24.734	93.9	46.878	125.2	15.524	107.0		1:27.136		67	24.389	98.4	47.485	121.3	16.177	106.0		1:28.051	
29	24.206	98.6	46.387	122.6	15.518			1:26.111		68	24.940	96.6	1:00.828	112.2	16.595			1:42.363	
30	24.700	91.2	48.329	120.0	16.340			1:29.369		69	25.221	98.6	47.204	120.0	15.925	107.7		1:28.350	
31	26.441	82.8	46.621	120.2	15.770			1:28.832		70	25.001	95.5	46.328	122.0	16.359			1:27.688	
32	24.355	99.9	45.858	117.7	In			1:31.047	P	71	24.503	99.1	47.390	119.8	15.819	106.0		1:27.712	
33	Out	90.3	46.696	115.5	17.077			2:23.039	P	72	25.249	92.9	47.654	120.7	16.749			1:29.652	
34	25.339	90.8	47.822	118.8	15.808			1:28.969		73	25.348	98.8	46.784	119.8	16.512	107.0		1:28.644	
35	24.436	93.2	45.705	111.5	15.884	106.7		1:26.025		74	24.870	101.3	46.868	119.8	16.340	106.2		1:28.078	
36	24.208	97.7	45.177	117.7	15.760	107.0		1:25.145		75	24.726	100.7	46.707	115.9	16.326	107.0		1:27.759	
37	24.157	93.5	45.554	123.1	15.457			1:25.168		76	24.794	97.7	47.391	117.1	16.133	105.5		1:28.318	
38	24.779	99.3	46.405	83.3	21.721			1:32.905		77	25.073	95.5	46.469	121.3	17.033	94.7		1:28.575	
39	28.773	88.7	52.036	81.9	21.123	85.4		1:41.932		78	26.122	95.6	48.180	118.5	16.436			1:30.738	



Session Start: 09:12:59 - Finish: 11:13:35

Weather/Track Conditions: Sun / Dry

Circuit: Donington Park National

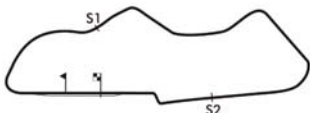
Track Length: 3.185 Km - 1.9791 miles

Donington Historic Festival - 28 - 30 Apr 2017

GT & Sports Car Cup for pre-66 GT & pre-63 sportscars

Race 11 - Sector Analysis

81 McCaig-Clark (GT4)										Jaguar E-Type									
lap	Sect-1	Speed	Sect-2	Speed	Sect-3	Speed	TopSpeed	laptime	pit	lap	Sect-1	Speed	Sect-2	Speed	Sect-3	Speed	Topspeed	laptime	pit
1				117.1	15.255	108.6		1:29.360		41	28.004	89.6	1:13.906	15.5	39.942	78.2		2:21.852	
2	24.362	98.3	45.921	119.6	15.335			1:25.618		42	37.102	46.9	1:23.800	20.3	35.793			2:36.695	
3	24.558	96.5	45.735	120.7	14.985	106.7		1:25.278		43	32.473	65.6	1:26.474	21.7	30.846			2:29.793	
4	24.555	98.7	45.475	121.1	14.837			1:24.867		44	33.490	78.1	1:41.350	20.8	28.639			2:43.479	
5	24.047	100.4	44.612	122.0	15.174	107.2		1:23.833		45	30.799	70.5	1:18.124	60.1	In			2:17.063	P
6	23.814	100.4	45.097	120.9	14.921	107.6		1:23.832		46	Out	85.5	55.605	61.7	22.289	80.6		1:26.132	P
7	24.337	103.5	44.865	122.0	14.902			1:24.104		47	32.485	82.2	1:02.580	76.1	19.029	103.6		1:54.094	
8	24.427	102.0	44.850	120.9	15.210			1:24.487		48	24.408	102.3	47.421	113.7	17.847			1:29.676	
9	24.196	96.6	44.934	121.8	14.812			1:23.942		49	24.750	97.3	44.597	122.9	15.515			1:24.862	
10	23.758	104.0	44.907	114.5	16.468			1:25.133		50	24.052	98.7	45.215	114.7	15.788			1:25.055	
11	23.775	103.7	44.639	120.5	15.124	106.7		1:23.538		51	23.998	100.0	44.716	122.2	14.988	107.6		1:23.702	
12	24.279	105.1	45.637	119.0	16.247			1:26.163		52	23.695	101.6	45.043	121.5	14.953			1:23.691	
13	24.028	97.1	46.569	121.1	14.824			1:25.421		53	24.010	92.5	45.205	121.5	15.027	108.6		1:24.242	
14	23.913	102.4	44.933	121.5	14.988	107.7		1:23.834		54	24.488	90.2	45.110	122.4	15.138	107.7		1:24.736	
15	24.223	102.9	44.909	120.7	14.952			1:24.084		55	23.698	102.4	45.619	121.5	15.147			1:24.464	
16	24.107	106.3	44.506	121.3	15.016			1:23.629		56	24.022	98.4	44.988	122.6	15.041	108.3		1:24.051	
17	23.834	102.6	44.931	120.5	14.877			1:23.642		57	24.450	100.2	44.813	123.1	16.094	105.5		1:25.357	
18	23.771	97.1	44.982	122.9	15.159	104.9		1:23.912		58	24.718	89.2	45.889	122.2	15.163			1:25.770	
19	23.951	105.3	45.686	121.5	14.763			1:24.400		59	23.972	99.3	45.134	121.5	15.120	107.0		1:24.226	
20	24.570	81.7	46.123	119.2	15.471			1:26.164		60	23.926	101.6	45.264	122.9	15.398			1:24.588	
21	23.802	99.7	45.577	120.9	14.925	107.0		1:24.304		61	23.974	99.3	45.449	122.0	15.073	105.2		1:24.496	
22	23.925	104.0	45.537	122.0	14.842			1:24.304		62	23.942	102.4	45.250	122.4	15.111	106.2		1:24.303	
23	24.164	102.0	45.104	120.9	14.814	108.6		1:24.082		63	24.347	94.3	45.840	122.9	16.258	105.0		1:26.445	
24	23.792	104.1	44.752	120.9	In			1:28.737	P	64	23.987	99.4	45.747	122.2	15.559			1:25.293	
25	Out	86.8	45.768	120.5	16.116	105.0		2:11.280	P	65	23.813	103.2	46.415	122.6	15.149	105.7		1:25.377	
26	24.497	93.0	46.526	116.7	15.182	107.0		1:26.205		66	23.971	101.5	45.332	122.4	15.234			1:24.537	
27	25.300	81.0	49.856	117.7	15.506	108.4		1:30.662		67	23.948	101.0	45.610	119.2	15.407	106.0		1:24.965	
28	24.504	94.2	44.994	119.6	15.251			1:24.749		68	23.915	99.6	44.691	121.8	15.207			1:23.813	
29	23.853	95.6	46.966	120.9	15.723	107.9		1:26.542		69	24.186	92.9	46.054	120.9	15.057	106.2		1:25.297	
30	24.348	98.0	44.599	121.5	14.906	108.6		1:23.853		70	24.018	103.2	45.379	122.2	16.216			1:25.613	
31	24.030	96.2	45.240	120.7	15.119			1:24.389		71	23.941	102.3	44.865	120.0	15.674	106.5		1:24.480	
32	24.148	95.6	44.496	121.1	14.926			1:23.570		72	24.012	96.3	45.518	124.0	16.006			1:25.536	
33	25.121	83.1	45.091	103.9	17.360			1:27.572		73	23.723	100.0	47.800	120.7	15.487	107.2		1:27.010	
34	24.145	95.6	46.316	121.5	15.016			1:25.477		74	24.207	86.7	46.699	121.5	15.084	107.2		1:25.990	
35	23.985	94.7	45.832	119.8	15.157	108.6		1:24.974		75	24.204	100.4	45.587	121.3	15.311	106.7		1:25.102	
36	23.799	96.2	44.406	103.3	16.136	105.5		1:24.341		76	24.141	97.6	45.045	122.0	15.242	105.4		1:24.428	
37	23.962	101.6	44.475	115.9	15.099	108.8		1:23.536		77	24.159	100.4	45.076	115.9	15.866			1:25.101	
38	23.722	94.6	45.986	122.2	14.771	108.6		1:24.479		78	24.576	96.7	45.937	123.1	15.493			1:26.006	
39	24.044	99.6	46.525	90.6	21.696	76.6		1:32.265		79	24.007	98.1	45.824	120.7	15.284	105.4		1:25.115	
40	28.499	90.1	51.769	88.6	20.590			1:40.858		80	24.038	99.7	45.674	121.8	14.908	105.5		1:24.620	



Session Start: 09:12:59 - Finish: 11:13:35

Weather/Track Conditions: Sun / Dry

Circuit: Donington Park National

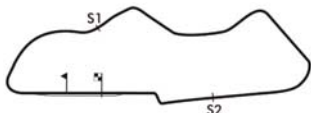
Track Length: 3.185 Km - 1.9791 miles

Donington Historic Festival - 28 - 30 Apr 2017

GT & Sports Car Cup for pre-66 GT & pre-63 sportscars

Race 11 - Sector Analysis

83 Pearson-Monteverde (GT4)										Jaguar E-Type									
lap	Sect-1	Speed	Sect-2	Speed	Sect-3	Speed	TopSpeed	laptime	pit	lap	Sect-1	Speed	Sect-2	Speed	Sect-3	Speed	Topspeed	laptime	pit
1				117.5	15.652			1:28.362		41	33.856	38.9	1:36.272	27.3	34.060	70.8		2:44.188	
2	24.041	99.1	44.713	120.0	14.894			1:23.648		42	47.622	56.3	1:20.115	35.1	32.460	66.3		2:40.197	
3	23.901	99.1	44.756	119.4	14.833	106.2		1:23.490		43	40.518	50.1	1:18.424	35.7	31.402			2:30.344	
4	24.149	101.8	44.775	119.4	14.672	105.2		1:23.596		44	39.535	57.9	1:33.390	25.0	28.153	75.2		2:41.078	
5	24.118	99.7	45.044	119.6	14.827	106.7		1:23.989		45	41.815	51.9	1:17.627	54.8	25.621	50.3		2:25.063	
6	23.907	103.3	46.092	117.3	15.247			1:25.246		46	44.592	52.6	1:13.845	60.7	22.586			2:21.023	
7	24.150	102.1	45.074	118.5	14.632			1:23.856		47	37.446	60.3	1:03.207	88.9	18.533			1:59.186	
8	24.160	98.3	45.653	119.6	14.726	106.0		1:24.539		48	23.911	104.3	43.667	119.8	15.060			1:22.638	
9	24.133	103.0	44.395	120.0	14.533	107.6		1:23.061		49	23.421	106.4	44.008	123.1	15.369	106.5		1:22.798	
10	24.817	95.1	44.892	120.2	15.272			1:24.981		50	23.475	104.0	44.230	122.4	15.417	105.0		1:23.122	
11	24.596	102.0	44.676	120.9	14.994	104.9		1:24.266		51	23.426	106.8	43.774	122.0	14.938			1:22.138	
12	23.875	105.1	47.228	118.3	14.853	106.2		1:25.956		52	23.425	104.5	43.722	122.2	14.707	107.7		1:21.854	
13	23.809	101.0	44.164	121.5	14.959			1:22.932		53	23.416	105.6	43.544	122.9	14.804			1:21.764	
14	23.864	90.7	45.890	120.7	15.503	103.0		1:25.257		54	23.727	95.4	44.539	123.1	15.136	107.0		1:23.023	
15	24.314	100.2	44.809	120.0	14.951			1:24.074		55	23.595	105.6	43.503	123.5	14.888	107.9		1:21.986	
16	23.629	103.0	46.837	117.3	15.327			1:25.793		56	23.529	101.6	44.502	122.6	15.355			1:23.386	
17	23.802	104.5	44.631	119.0	15.294	105.7		1:23.727		57	23.622	108.1	43.831	123.8	14.824	106.9		1:22.277	
18	23.875	104.9	44.958	120.0	14.789			1:23.622		58	23.402	104.9	43.697	122.9	14.997			1:22.096	
19	23.837	104.1	44.871	121.1	14.737			1:23.445		59	23.579	95.5	44.101	119.0	In			1:26.107	P
20	24.430	97.7	45.499	121.8	15.182	103.7		1:25.111		60	Out	103.7	47.169	113.5	16.104			2:07.524	P
21	23.852	103.2	44.796	119.8	14.824			1:23.472		61	24.607	89.2	45.608	119.2	15.241			1:25.456	
22	23.607	105.9	44.059	121.1	15.029	103.3		1:22.695		62	24.104	100.0	44.998	115.1	16.302			1:25.404	
23	23.826	104.6	44.504	120.2	14.602	106.7		1:22.932		63	24.198	102.6	45.310	119.6	15.195			1:24.703	
24	23.810	106.1	45.584	120.2	14.970	105.2		1:24.364		64	24.049	102.0	44.926	120.0	15.412			1:24.387	
25	24.116	106.1	45.902	120.2	14.926			1:24.944		65	23.820	102.9	45.174	120.9	14.980			1:23.974	
26	23.794	104.9	44.466	121.5	15.372	103.0		1:23.632		66	24.000	99.4	45.192	121.3	14.888			1:24.080	
27	23.919	105.9	44.512	118.5	15.311	104.2		1:23.742		67	23.954	101.6	44.578	120.5	14.954			1:23.486	
28	24.346	86.6	44.782	120.9	14.760			1:23.888		68	24.251	101.6	45.283	120.0	15.008	105.5		1:24.542	
29	23.706	109.3	44.969	120.2	14.848			1:23.523		69	23.974	102.7	44.585	121.1	15.190			1:23.749	
30	24.199	103.8	46.318	120.0	In			1:28.891	P	70	23.841	102.4	47.832	114.9	15.352	104.9		1:27.025	
31	Out	91.8	45.392	123.3	16.031			2:10.404	P	71	24.122	98.6	45.039	116.9	15.092			1:24.253	
32	23.864	97.0	44.524	121.3	14.602	106.9		1:22.990		72	24.285	99.1	45.250	120.9	15.246			1:24.781	
33	23.732	100.6	44.314	117.3	15.576			1:23.622		73	23.989	100.7	45.369	120.0	15.161	104.7		1:24.519	
34	23.780	95.1	45.211	100.8	16.303	104.4		1:25.294		74	24.213	92.6	45.143	120.0	14.841	104.6		1:24.197	
35	23.360	104.1	44.139	120.9	14.859			1:22.358		75	23.957	105.8	45.461	119.0	15.376	105.9		1:24.794	
36	23.796	91.0	44.452	113.4	15.478			1:23.726		76	24.332	91.6	45.932	121.1	15.236	105.0		1:25.500	
37	23.565	101.2	43.928	120.2	14.871			1:22.364		77	24.239	98.6	45.833	117.9	15.368	105.5		1:25.440	
38	23.498	103.8	44.413	120.5	15.179			1:23.090		78	24.205	104.9	45.375	119.6	15.395	106.0		1:24.975	
39	23.760	102.1	44.979	123.5	16.683	103.9		1:25.422		79	24.274	102.1	45.572	121.1	15.145			1:24.991	
40	23.684	101.3	44.883	101.6	19.665			1:28.232		80	24.173	103.8	45.206	119.4	15.234	102.2		1:24.613	



Session Start: 09:12:59 - Finish: 11:13:35

Weather/Track Conditions: Sun / Dry

Circuit: Donington Park National

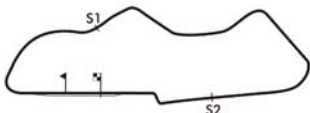
Track Length: 3.185 Km - 1.9791 miles

Donington Historic Festival - 28 - 30 Apr 2017

GT & Sports Car Cup for pre-66 GT & pre-63 sportscars

Race 11 - Sector Analysis

84 Keith-Lucas-Gomm (GT4)										Jaguar E-Type									
lap	Sect-1	Speed	Sect-2	Speed	Sect-3	Speed	TopSpeed	laptime	pit	lap	Sect-1	Speed	Sect-2	Speed	Sect-3	Speed	Topspeed	laptime	pit
1				116.5	16.371			1:34.073		40	28.451	87.7	1:13.935	15.3	39.586			2:21.972	
2	25.135	91.8	46.029	121.3	15.659			1:26.823		41	36.260	47.4	1:25.421	21.6	34.783	71.8		2:36.464	
3	24.916	92.3	45.616	121.1	15.785	104.6		1:26.317		42	33.440	71.7	1:27.037	22.1	30.408	67.5		2:30.885	
4	24.763	96.3	45.570	119.8	15.395			1:25.728		43	33.375	76.1	1:41.850	24.5	28.086	81.6		2:43.311	
5	24.748	93.3	45.866	120.7	15.263	107.2		1:25.877		44	31.753	77.8	1:16.044	64.1	24.569	72.2		2:12.366	
6	24.927	92.1	46.776	119.4	15.416			1:27.119		45	43.834	58.7	1:16.250	55.9	In			2:26.042	P
7	24.445	94.3	46.997	119.8	15.440			1:26.882		46	Out	82.6	55.271	90.5	17.694			2:35.892	P
8	24.877	84.4	45.974	120.7	15.220			1:26.071		47	24.559	95.0	1:03.943	110.9	16.143	106.9		1:44.645	
9	24.428	94.7	45.977	120.0	15.493			1:25.898		48	24.061	96.6	46.900	120.0	15.822			1:26.783	
10	24.797	98.3	45.859	120.2	16.471	104.2		1:27.127		49	24.678	93.9	46.625	117.3	16.256	107.0		1:27.559	
11	24.906	90.3	47.029	120.7	15.556			1:27.491		50	24.253	91.6	46.278	121.1	15.686			1:26.217	
12	24.920	89.2	46.245	120.2	15.814	106.0		1:26.979		51	24.485	90.8	46.120	120.9	15.420	107.2		1:26.025	
13	25.142	97.1	45.300	120.2	15.043	106.2		1:25.485		52	24.422	92.3	45.556	121.5	15.374			1:25.352	
14	24.604	98.1	45.889	120.5	15.650			1:26.143		53	24.723	90.7	45.944	120.0	15.808			1:26.475	
15	24.628	95.1	45.766	120.7	15.729	106.4		1:26.123		54	24.646	92.5	47.284	119.2	16.373	107.0		1:28.303	
16	24.417	98.6	45.978	120.0	15.454	106.4		1:25.849		55	24.726	92.9	48.184	120.0	15.605	107.0		1:28.515	
17	24.576	97.4	46.903	119.6	15.342			1:26.821		56	24.800	93.8	46.918	121.1	15.554	105.5		1:27.272	
18	24.374	94.1	45.763	117.7	15.755	105.5		1:25.892		57	25.592	94.3	45.224	120.9	15.482			1:26.298	
19	24.504	90.1	50.268	121.5	15.279			1:30.051		58	24.629	93.4	48.623	121.8	17.829			1:31.081	
20	24.028	99.1	45.772	120.9	15.204	106.9		1:25.004		59	24.673	96.7	46.680	119.8	15.984	105.4		1:27.337	
21	24.153	98.6	45.251	121.5	15.124			1:24.528		60	24.887	93.5	47.804	119.6	15.313	106.5		1:28.004	
22	24.303	98.7	46.765	119.0	15.399	104.9		1:26.467		61	24.436	93.3	45.921	121.3	15.576	106.0		1:25.933	
23	24.834	91.9	46.273	119.6	15.853	105.9		1:26.960		62	24.320	94.3	48.389	119.2	15.624			1:28.333	
24	24.609	99.7	46.648	121.1	15.517	105.7		1:26.774		63	24.458	98.0	46.394	117.7	16.098	101.6		1:26.950	
25	24.620	94.4	46.157	121.5	15.189			1:25.966		64	24.776	91.0	45.909	121.5	15.349			1:26.034	
26	24.536	98.0	46.989	120.2	15.159	106.7		1:26.684		65	24.963	93.0	46.294	121.1	15.362	107.2		1:26.619	
27	24.952	87.9	49.574	114.1	16.056	106.2		1:30.582		66	24.293	93.0	45.993	120.9	15.339			1:25.625	
28	24.996	93.0	46.131	121.5	16.002			1:27.129		67	24.325	94.8	46.439	118.3	15.385	106.5		1:26.149	
29	24.338	98.7	45.568	119.4	In			1:28.373	P	68	24.298	95.9	45.630	123.1	15.256	106.5		1:25.184	
30	Out	89.8	48.100	117.3	15.956	102.8		2:29.903	P	69	24.605	96.2	45.706	121.5	15.456			1:25.767	
31	25.152	91.3	45.513	116.5	15.571			1:26.236		70	24.481	94.6	46.154	121.5	15.244			1:25.879	
32	25.139	91.6	47.273	94.2	17.658			1:30.070		71	24.407	96.2	45.698	120.5	17.211			1:27.316	
33	25.446	95.1	45.483	115.3	16.290	102.5		1:27.219		72	24.684	94.4	46.925	120.9	15.291	107.7		1:26.900	
34	24.846	92.6	48.025	113.4	16.035	106.4		1:28.906		73	24.391	95.2	47.012	116.9	15.796	106.2		1:27.199	
35	24.699	93.7	45.348	105.9	16.565	101.3		1:26.612		74	25.129	97.4	46.378	119.8	15.173	107.9		1:26.680	
36	25.436	95.1	46.816	105.5	15.937			1:28.189		75	24.720	97.6	46.912	121.5	15.233			1:26.865	
37	24.384	99.3	44.938	118.3	15.488	104.4		1:24.810		76	24.799	98.8	45.641	121.3	15.617	107.2		1:26.057	
38	24.742	97.8	46.465	105.2	21.091			1:32.298		77	24.233	94.7	45.499	122.2	15.095			1:24.827	
39	28.226	86.0	50.111	86.5	20.952			1:39.289		78	24.504	98.1	47.678	122.0	15.243			1:27.425	



Session Start: 09:12:59 - Finish: 11:13:35

Weather/Track Conditions: Sun / Dry

Circuit: Donington Park National

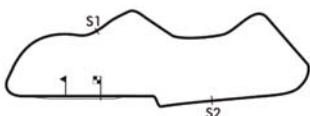
Track Length: 3.185 Km - 1.9791 miles

Donington Historic Festival - 28 - 30 Apr 2017

GT & Sports Car Cup for pre-66 GT & pre-63 sportscars

Race 11 - Sector Analysis

85 Hunt-Blakeney-Edwards-Hall (GT4)									Jaguar E-Type										
lap	Sect-1	Speed	Sect-2	Speed	Sect-3	Speed	TopSpeed	laptime	pit	lap	Sect-1	Speed	Sect-2	Speed	Sect-3	Speed	Topspeed	laptime	pit
1				117.1	16.147	103.0		1:32.546		40	28.122	82.1	1:16.330	17.4	40.280	80.6		2:24.732	
2	24.619	94.4	46.129	117.7	15.556			1:26.304		41	37.746	52.1	1:22.766	20.4	35.964			2:36.476	
3	24.697	95.0	45.500	118.5	15.906	102.6		1:26.103		42	33.649	68.0	1:24.418	22.5	31.913			2:29.980	
4	24.527	98.0	45.467	116.9	15.627	102.2		1:25.621		43	32.880	75.7	1:41.532	20.1	28.258			2:42.670	
5	24.543	98.1	45.495	114.5	15.476	103.7		1:25.514		44	32.312	70.3	1:18.132	63.5	24.604			2:15.048	
6	25.292	91.6	45.681	116.9	15.547	102.6		1:26.520		45	44.983	49.7	1:16.143	63.3	21.415	79.7		2:22.541	
7	24.498	97.3	45.770	111.7	16.178			1:26.446		46	34.720	67.3	1:03.116	82.7	18.491			1:56.327	
8	24.319	99.4	45.084	115.5	15.469	99.2		1:24.872		47	26.029	88.0	46.983	106.5	16.729	101.4		1:29.741	
9	24.533	96.2	45.665	115.9	15.539			1:25.737		48	25.056	94.1	45.450	117.1	16.121	102.8		1:26.627	
10	24.482	91.6	46.492	116.3	15.440	100.2		1:26.414		49	24.754	91.2	46.227	117.7	16.507			1:27.488	
11	24.516	97.8	45.473	113.5	16.151	103.4		1:26.140		50	25.020	93.7	46.511	112.0	16.404			1:27.935	
12	24.999	95.2	45.571	111.7	15.594	103.1		1:26.164		51	24.873	94.6	45.702	115.7	16.226			1:26.801	
13	24.474	97.6	45.382	113.4	15.536	100.8		1:25.392		52	25.062	94.4	45.625	114.9	In			1:31.286	P
14	24.614	91.4	45.322	113.0	15.444			1:25.380		53	Out	84.9	49.342	110.6	16.900			2:31.067	P
15	24.528	99.3	45.447	114.7	15.396			1:25.371		54	25.930	82.6	46.839	117.5	16.544	103.9		1:29.313	
16	24.344	98.6	46.843	116.7	15.284	100.0		1:26.471		55	25.947	92.5	46.362	113.4	16.165	104.9		1:28.474	
17	24.522	96.5	45.085	115.5	15.358	102.5		1:24.965		56	25.565	93.0	48.372	115.5	16.437	104.7		1:30.374	
18	24.126	101.6	44.922	113.4	15.657	100.8		1:24.705		57	25.706	92.1	46.986	112.2	16.575	104.2		1:29.267	
19	24.083	99.6	45.455	112.8	15.292	102.5		1:24.830		58	25.561	90.3	46.301	117.1	16.553	102.3		1:28.415	
20	24.298	98.6	45.739	116.9	15.373			1:25.410		59	25.424	93.0	46.514	117.7	16.485	102.8		1:28.423	
21	24.822	93.0	46.355	110.9	15.708	103.0		1:26.885		60	25.352	88.1	47.283	113.7	16.764	103.4		1:29.399	
22	24.408	97.1	46.778	116.1	15.295			1:26.481		61	26.020	83.1	48.392	113.7	16.583	104.9		1:30.995	
23	24.419	97.8	45.604	113.9	15.474			1:25.497		62	25.142	88.7	46.107	117.3	16.020			1:27.269	
24	24.283	101.2	45.053	116.5	15.456	102.3		1:24.792		63	24.968	95.0	45.877	115.5	16.692			1:27.537	
25	24.673	91.9	46.049	114.3	In			1:29.306	P	64	25.384	89.4	48.109	117.3	16.192			1:29.685	
26	Out	86.2	49.225	113.0	16.489	96.9		2:38.100	P	65	24.910	94.8	46.111	116.9	16.293	101.3		1:27.314	
27	25.390	92.3	46.191	120.5	16.353	97.6		1:27.934		66	26.170	91.9	46.577	115.5	16.423			1:29.170	
28	24.937	91.3	45.630	119.8	15.947	101.7		1:26.514		67	25.022	95.9	46.833	118.3	15.912	105.4		1:27.767	
29	24.635	91.5	47.989	112.0	16.062			1:28.686		68	24.864	92.9	48.496	119.2	16.009			1:29.369	
30	24.610	91.2	45.572	119.0	17.268			1:27.450		69	25.206	91.6	47.656	117.3	16.260	104.4		1:29.122	
31	24.948	90.0	45.704	120.0	17.413	97.9		1:28.065		70	25.206	96.2	46.265	116.3	15.982			1:27.453	
32	25.180	93.8	46.532	96.7	16.919			1:28.631		71	25.277	94.2	45.871	117.5	16.173			1:27.321	
33	25.074	91.0	46.033	113.2	16.340	100.0		1:27.447		72	24.738	92.9	47.092	117.9	16.162	104.1		1:27.992	
34	24.591	90.7	45.666	119.8	15.724			1:25.981		73	25.002	93.2	47.277	117.3	16.594			1:28.873	
35	25.292	83.1	46.003	112.0	16.566	101.9		1:27.861		74	24.785	94.3	46.097	111.8	16.279			1:27.161	
36	25.628	86.8	47.131	97.2	16.272	102.8		1:29.031		75	25.136	95.9	46.458	123.3	16.086			1:27.680	
37	24.491	90.9	45.588	118.1	15.782			1:25.861		76	25.011	95.0	45.930	118.1	16.028	104.1		1:26.969	
38	24.672	90.7	46.524	99.2	19.387			1:30.583		77	25.551	96.9	45.313	120.9	16.235			1:27.099	
39	26.553	88.5	50.565	77.7	23.009			1:40.127		78									



Session Start: 09:12:59 - Finish: 11:13:35

Weather/Track Conditions: Sun / Dry

Circuit: Donington Park National

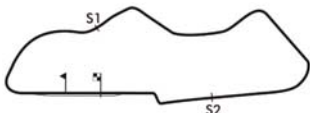
Track Length: 3.185 Km - 1.9791 miles

Donington Historic Festival - 28 - 30 Apr 2017

GT & Sports Car Cup for pre-66 GT & pre-63 sportscars

Race 11 - Sector Analysis

88 Blakeney-Edwards-Wakeman (GT4)									Lister Jaguar Coupe										
lap	Sect-1	Speed	Sect-2	Speed	Sect-3	Speed	TopSpeed	laptime	pit	lap	Sect-1	Speed	Sect-2	Speed	Sect-3	Speed	Topspeed	laptime	pit
1				113.7	16.157			1:31.723		41	27.433	94.6	1:14.561	14.8	39.382			2:21.376	
2	24.945	92.9	46.091	118.1	15.392	108.1		1:26.428		42	37.268	45.4	1:24.979	21.5	34.615	65.7		2:36.862	
3	23.979	99.4	45.395	120.5	15.278	108.3		1:24.652		43	32.409	68.0	1:28.019	23.2	29.785	74.2		2:30.213	
4	24.800	96.2	45.648	119.8	15.352	108.8		1:25.800		44	33.293	74.3	1:42.547	23.7	27.333	74.2		2:43.173	
5	24.580	95.4	44.752	119.6	15.154	107.6		1:24.486		45	31.508	70.0	1:17.092	56.9	24.824			2:13.424	
6	24.795	90.2	45.370	119.2	15.315			1:25.480		46	43.547	52.7	1:16.597	61.8	In			1:23.688	P
7	24.850	93.2	45.788	120.7	15.079	108.4		1:25.717		47	Out	78.4	55.877	80.1	18.572			2:39.628	P
8	24.364	92.0	44.641	122.0	15.078	109.0		1:24.083		48	24.771	94.1	47.536	122.4	15.281	108.1		1:27.588	
9	24.344	92.8	44.658	123.1	15.708			1:24.710		49	24.327	90.9	44.894	124.7	14.857	110.9		1:24.078	
10	24.361	93.5	45.319	121.1	15.041			1:24.721		50	23.944	89.7	44.667	121.1	15.221			1:23.832	
11	24.174	93.7	45.043	121.8	15.246			1:24.463		51	24.247	90.0	45.181	120.7	15.000			1:24.428	
12	25.002	94.2	44.656	120.7	14.962			1:24.620		52	24.317	95.4	46.024	119.4	16.058			1:26.399	
13	24.217	92.6	44.751	120.9	15.198			1:24.166		53	24.273	92.0	46.923	121.8	15.027	108.1		1:26.223	
14	24.241	95.0	46.865	119.6	15.203			1:26.309		54	24.053	96.3	44.433	121.5	15.111	110.7		1:23.597	
15	24.233	94.6	45.188	119.4	14.985	107.9		1:24.406		55	23.972	91.8	47.144	122.0	15.850			1:26.966	
16	23.948	93.9	46.166	119.4	15.224			1:25.338		56	23.933	98.4	45.166	122.2	15.326			1:24.425	
17	24.147	95.4	45.161	120.2	15.334	104.1		1:24.642		57	24.251	94.6	44.356	122.4	14.999	107.9		1:23.606	
18	24.301	94.6	44.940	117.9	15.204			1:24.445		58	24.181	96.3	44.446	122.9	15.606	109.0		1:24.233	
19	24.262	97.4	45.019	120.5	15.080	108.3		1:24.361		59	24.144	95.2	45.011	122.2	15.312			1:24.467	
20	24.846	80.9	48.713	119.2	15.026	107.2		1:28.585		60	23.997	97.7	44.369	123.1	15.211	106.7		1:23.577	
21	24.048	97.6	45.707	121.1	15.059			1:24.814		61	24.308	86.2	46.229	117.9	15.095	109.0		1:25.632	
22	24.240	96.0	44.642	120.5	15.328			1:24.210		62	24.101	94.2	44.696	124.2	14.882	107.6		1:23.679	
23	24.280	90.2	44.960	119.8	15.087			1:24.327		63	24.594	94.4	45.852	117.5	15.414	108.1		1:25.860	
24	24.525	92.0	44.391	121.5	15.217	106.9		1:24.133		64	24.449	87.1	45.933	119.4	15.151			1:25.533	
25	23.989	94.8	44.531	120.0	15.140	109.0		1:23.660		65	24.390	94.3	46.349	121.5	15.076	106.2		1:25.815	
26	23.953	94.6	46.082	118.8	14.765	109.3		1:24.800		66	24.521	92.6	45.605	120.5	15.162	107.4		1:25.288	
27	24.292	92.8	45.169	122.0	15.012			1:24.473		67	24.098	97.0	45.128	123.5	15.090	107.4		1:24.316	
28	24.079	93.2	45.445	121.3	14.962			1:24.486		68	24.284	93.5	44.884	122.4	15.089			1:24.257	
29	24.291	94.4	45.923	121.5	14.820			1:25.034		69	24.724	93.8	45.643	122.6	15.033			1:25.400	
30	24.171	94.8	46.267	119.6	15.023	108.8		1:25.461		70	24.737	92.0	45.092	117.7	16.366			1:26.195	
31	23.751	97.7	46.020	121.3	14.942			1:24.713		71	24.804	90.0	47.424	124.0	15.508	105.4		1:27.736	
32	23.825	97.6	44.712	120.0	14.830			1:23.367		72	24.178	96.7	45.993	121.1	15.366	104.7		1:25.537	
33	24.147	95.6	46.038	117.5	In			1:31.781	P	73	24.435	95.2	46.281	115.9	15.608	106.7		1:26.324	
34	Out	100.9	45.866	119.6	15.302			2:08.465	P	74	24.522	94.8	45.101	122.9	15.109			1:24.732	
35	23.867	106.9	44.699	120.0	15.551	104.7		1:24.117		75	24.095	90.4	45.557	120.5	15.417	105.2		1:25.069	
36	24.273	100.2	45.079	117.1	15.656			1:25.008		76	24.695	92.1	44.950	120.9	15.332			1:24.977	
37	24.379	100.7	45.048	120.2	15.290			1:24.717		77	24.722	90.0	45.502	120.9	15.582			1:25.806	
38	24.072	105.4	45.194	119.8	15.134	105.2		1:24.400		78	25.737	82.9	45.760	117.1	15.504			1:27.001	
39	23.738	103.3	45.486	101.1	21.388	78.0		1:30.612		79	24.995	92.1	45.242	115.9	16.301	85.7		1:26.538	
40	29.057	92.0	51.559	83.1	21.287			1:41.903		80									



Session Start: 09:12:59 - Finish: 11:13:35

Weather/Track Conditions: Sun / Dry

Circuit: Donington Park National

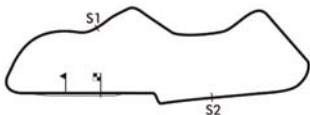
Track Length: 3.185 Km - 1.9791 miles

Donington Historic Festival - 28 - 30 Apr 2017

GT & Sports Car Cup for pre-66 GT & pre-63 sportscars

Race 11 - Sector Analysis

91 Greaves-Galashan (GT4)									Jaguar E-Type											
lap	Sect-1	Speed	Sect-2	Speed	Sect-3	Speed	TopSpeed	laptime	pit	lap	Sect-1	Speed	Sect-2	Speed	Sect-3	Speed	Topspeed	laptime	pit	
1				110.6	16.568			1:35.088		40	47.201	62.4	1:20.287	34.5	32.513			2:40.001		
2	25.406	90.7	46.760	117.1	16.004	102.8		1:28.170		41	41.206	52.3	1:18.010	38.0	30.407			2:29.623		
3	24.991	92.3	46.223	115.9	15.952			1:27.166		42	40.671	56.0	1:32.053	28.7	29.747			2:42.471		
4	25.030	92.8	45.988	118.8	15.748	104.2		1:26.766		43	41.625	52.4	1:17.851	54.5	In			2:26.869	P	
5	24.880	91.4	46.063	115.9	15.750	104.4		1:26.693		44	Out	79.0	55.454	69.1	21.968	82.6		2:47.507	P	
6	25.123	89.5	47.093	117.3	15.759	104.7		1:27.975		45	33.199	79.2	1:02.081	75.8	18.949			1:54.329		
7	24.935	91.2	46.426	115.3	16.037	104.2		1:27.398		46	26.518	80.3	48.257	119.0	16.255	104.2		1:31.030		
8	25.349	91.5	45.940	112.2	16.248	102.3		1:27.537		47	25.750	83.4	49.775	113.7	17.034	104.4		1:32.559		
9	24.961	91.9	46.086	118.8	15.829			1:26.876		48	26.730	86.4	50.115	118.5	15.920			1:32.765		
10	24.676	90.7	45.601	115.9	16.373			1:26.650		49	25.983	85.5	48.310	118.8	16.060			1:30.353		
11	25.065	90.1	46.004	114.5	16.001	103.7		1:27.070		50	25.288	88.2	49.498	118.5	15.855			1:30.641		
12	25.359	91.6	47.325	116.9	17.063	102.6		1:29.747		51	25.274	92.5	45.751	118.1	16.029	104.9		1:27.054		
13	24.873	92.3	46.097	116.7	15.823			1:26.793		52	24.967	87.1	47.868	111.7	16.163	104.1		1:28.998		
14	24.950	92.1	45.957	115.3	16.340			1:27.247		53	26.159	86.6	47.333	115.7	16.774			1:30.266		
15	26.191	89.6	45.534	117.7	16.442	100.9		1:28.167		54	25.487	90.5	46.003	118.8	16.026	104.9		1:27.516		
16	25.296	88.0	46.923	117.7	15.738	104.1		1:27.957		55	25.594	88.5	47.132	118.5	15.675	105.9		1:28.401		
17	24.703	90.0	45.634	120.7	15.700	104.9		1:26.037		56	24.838	92.6	45.734	114.5	16.024			1:26.596		
18	24.613	90.9	46.574	119.0	16.168			1:27.355		57	25.295	92.6	46.576	117.9	15.853			1:27.724		
19	24.775	91.4	46.463	119.8	15.457	104.6		1:26.695		58	24.902	87.7	47.106	115.1	15.969			1:27.977		
20	24.636	90.3	46.795	119.8	15.599	105.7		1:27.030		59	24.819	93.5	46.203	112.4	16.468			1:27.490		
21	25.125	92.5	45.979	112.2	16.287	103.9		1:27.391		60	25.154	92.9	46.219	119.0	15.888			1:27.261		
22	26.359	79.3	46.196	118.5	15.610			1:28.165		61	25.003	92.1	46.965	113.5	15.904			1:27.872		
23	24.874	92.1	47.823	115.5	15.449			1:28.146		62	24.852	92.8	46.052	114.7	16.005			1:26.909		
24	24.761	93.2	45.327	120.0	16.188	103.1		1:26.276		63	25.052	94.3	45.711	118.8	15.885			1:26.648		
25	24.439	93.4	46.304	119.4	16.154	95.2		1:26.897		64	24.688	92.5	45.911	112.4	16.618			1:27.217		
26	24.868	94.7	45.523	114.5	15.694	106.0		1:26.085		65	25.644	88.0	46.224	120.2	15.588			1:27.456		
27	24.917	83.5	47.539	118.1	16.928	102.0		1:29.384		66	24.719	90.7	45.968	114.3	17.067			1:27.754		
28	24.618	90.9	45.539	119.4	15.561			1:25.718		67	24.866	94.3	46.547	107.7	16.776			1:28.189		
29	24.521	92.0	46.117	118.1	In			1:33.596	P	68	25.214	87.3	47.053	116.5	15.976	104.6		1:28.243		
30	Out	88.2	47.485	114.5	15.985			2:45.973	P	69	24.728	92.4	46.927	116.1	16.656	94.0		1:28.311		
31	25.018	93.5	47.044	114.7	15.839			1:27.901		70	26.247	86.5	45.649	117.5	16.188	104.2		1:28.084		
32	25.332	94.7	46.302	118.1	15.719			1:27.353		71	25.309	90.8	46.458	120.7	15.923	105.2		1:27.690		
33	24.717	94.3	47.067	115.7	15.630			1:27.414		72	24.484	95.1	45.633	118.8	15.766	104.2		1:25.883		
34	24.496	99.6	45.709	118.3	15.527	103.9		1:25.732		73	24.719	91.5	47.506	118.5	15.779			1:28.004		
35	24.685	96.3	45.725	100.9	17.550	99.5		1:27.960		74	24.585	94.8	45.836	117.7	15.876	103.6		1:26.297		
36	25.562	93.9	46.021	109.0	16.296			1:27.879		75	24.864	92.9	46.140	113.4	16.344	104.6		1:27.348		
37	25.036	96.2	45.578	110.9	16.238			1:26.852		76	25.090	89.1	47.066	117.7	15.829	104.6		1:27.985		
38	24.734	100.2	46.841	89.5	21.484			1:33.059		77	24.907	90.4	47.584	119.6	15.401			1:27.892		
39	34.459	39.9	1:35.555	27.2	34.593			2:44.607		78										



Session Start: 09:12:59 - Finish: 11:13:35

Weather/Track Conditions: Sun / Dry

Circuit: Donington Park National

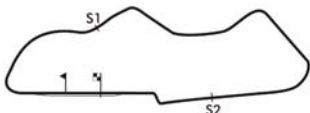
Track Length: 3.185 Km - 1.9791 miles

Donington Historic Festival - 28 - 30 Apr 2017

GT & Sports Car Cup for pre-66 GT & pre-63 sportscars

Race 11 - Sector Analysis

94 Midgley-Rowe (GT4)									Lotus Elan 26R Shapecraft										
lap	Sect-1	Speed	Sect-2	Speed	Sect-3	Speed	TopSpeed	laptime	pit	lap	Sect-1	Speed	Sect-2	Speed	Sect-3	Speed	Topspeed	laptime	pit
1		84.1	52.115	104.9	16.491			1:49.147		38	27.496	86.4	1:12.219	13.7	39.196	70.4		2:18.911	
2	25.994	87.1	49.035	107.0	16.548	97.2		1:31.577		39	34.782	48.5	1:28.444	16.3	34.104	75.3		2:37.330	
3	26.351	87.9	49.493	105.2	16.250	96.9		1:32.094		40	31.660	74.3	1:27.873	24.4	32.423			2:31.956	
4	25.814	91.2	48.437	107.2	16.427			1:30.678		41	30.947	77.1	1:43.568	30.8	28.268	73.2		2:42.783	
5	25.991	90.2	48.993	104.7	16.061	97.7		1:31.045		42	30.291	74.4	1:16.637	54.7	23.526	77.0		2:10.454	
6	26.358	87.9	49.089	105.9	16.166			1:31.613		43	41.885	58.8	1:16.154	58.9	23.076	75.1		2:21.115	
7	25.891	85.3	48.888	107.4	15.964	96.6		1:30.743		44	31.089	70.0	1:03.417	74.5	18.506			1:53.012	
8	26.096	87.5	48.360	106.4	16.019	97.7		1:30.475		45	25.974	88.5	49.566	110.7	17.826	95.1		1:33.366	
9	26.714	89.7	49.348	106.5	16.061	96.3		1:32.123		46	26.573	89.2	50.219	107.9	16.780			1:33.572	
10	25.741	89.7	48.842	104.1	16.575	95.8		1:31.158		47	25.729	95.4	47.370	109.8	16.491	97.6		1:29.590	
11	25.932	86.5	49.437	107.9	16.288			1:31.657		48	25.291	93.9	48.150	109.1	16.972			1:30.413	
12	26.212	88.2	47.659	109.0	16.679	93.3		1:30.550		49	26.171	91.3	47.407	109.0	16.480	94.4		1:30.058	
13	25.802	92.4	48.599	109.8	16.011	95.8		1:30.412		50	26.351	86.0	47.676	110.0	16.290	95.5		1:30.317	
14	25.981	90.0	48.582	105.4	16.252			1:30.815		51	26.157	87.5	50.021	107.2	In			1:38.952	P
15	25.950	92.9	49.905	108.6	15.955	96.9		1:31.810		52	Out	84.0	49.646	104.6	17.503			2:48.289	P
16	25.856	89.7	50.367	108.1	16.609	97.2		1:32.832		53	26.740	91.0	49.445	105.7	16.795			1:32.980	
17	25.834	90.2	48.496	109.5	16.062	96.9		1:30.392		54	26.254	92.4	48.623	107.9	16.931	95.6		1:31.808	
18	25.886	86.0	49.134	107.6	15.945	99.5		1:30.965		55	26.347	88.7	49.664	104.6	16.563	97.6		1:32.574	
19	25.841	90.9	48.080	108.1	16.418			1:30.339		56	25.865	88.2	48.740	105.5	16.397	96.3		1:31.002	
20	25.932	96.2	48.227	105.2	16.465	97.6		1:30.624		57	25.956	88.9	49.216	104.4	17.173			1:32.345	
21	27.037	79.7	49.326	106.7	15.855	99.6		1:32.218		58	27.054	83.1	48.339	106.7	16.522			1:31.915	
22	26.907	87.0	48.690	110.4	16.897	95.9		1:32.494		59	26.158	84.0	51.593	108.1	16.712	98.6		1:34.463	
23	25.731	93.3	48.167	109.0	15.963			1:29.861		60	26.125	90.5	48.307	108.6	16.267	96.6		1:30.699	
24	25.827	90.3	49.299	104.6	In			1:36.207	P	61	26.124	88.5	51.835	100.9	16.930	97.0		1:34.889	
25	Out	80.7	51.735	108.4	16.101	95.6		2:37.585	P	62	25.910	91.5	48.534	109.8	15.703			1:30.147	
26	26.184	90.0	49.585	108.3	15.707			1:31.476		63	25.691	89.8	48.019	109.5	16.187			1:29.897	
27	25.729	90.3	48.583	108.8	16.608			1:30.920		64	25.768	89.5	48.981	108.3	16.129			1:30.878	
28	25.880	89.4	48.898	107.9	16.306			1:31.084		65	26.469	91.5	48.843	106.4	16.096			1:31.408	
29	26.342	90.9	48.555	107.9	16.253	94.8		1:31.150		66	25.964	84.7	51.545	108.1	16.981	98.0		1:34.490	
30	25.859	90.5	48.686	103.4	17.212	93.8		1:31.757		67	25.762	87.4	48.235	107.9	16.138	96.9		1:30.135	
31	25.840	93.8	48.754	107.7	16.861	92.9		1:31.455		68	25.799	90.9	48.070	107.6	16.082			1:29.951	
32	26.480	90.9	48.639	108.3	15.956	95.1		1:31.075		69	25.817	92.4	48.499	106.2	16.203	98.9		1:30.519	
33	25.668	92.0	47.989	107.4	16.682			1:30.339		70	25.520	90.3	48.181	109.5	16.987			1:30.688	
34	25.909	92.3	48.248	108.3	16.369			1:30.526		71	25.791	90.8	48.293	103.3	16.513			1:30.597	
35	25.895	92.3	49.266	108.4	16.063	93.8		1:31.224		72	26.469	84.6	50.006	105.2	18.112			1:34.587	
36	26.179	91.3	49.406	105.0	21.363			1:36.948		73	26.473	81.5	49.012	109.3	16.325			1:31.810	
37	31.319	82.0	51.329	89.4	20.961	86.3		1:43.609		74	25.494	92.3	47.682	108.3	15.932	99.5		1:29.108	



Session Start: 09:12:59 - Finish: 11:13:35

Weather/Track Conditions: Sun / Dry

Circuit: Donington Park National

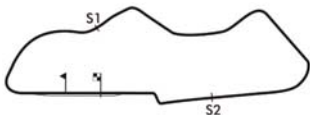
Track Length: 3.185 Km - 1.9791 miles

Donington Historic Festival - 28 - 30 Apr 2017

GT & Sports Car Cup for pre-66 GT & pre-63 sportscars

Race 11 - Sector Analysis

96 Nyblaeus-Welch (GT3)										Austin Healey 3000										
lap	Sect-1	Speed	Sect-2	Speed	Sect-3	Speed	TopSpeed	laptime	pit	lap	Sect-1	Speed	Sect-2	Speed	Sect-3	Speed	Topspeed	laptime	pit	
1				115.7	16.451			1:33.733		40	47.661	60.1	1:19.304	41.0	32.595			2:39.560		
2	26.085	92.6	46.512	115.1	16.096			1:28.693		41	41.735	55.3	1:17.129	36.3	30.661			2:29.525		
3	24.891	97.1	46.577	115.1	15.993			1:27.461		42	41.064	60.0	1:30.014	31.4	31.036	67.1		2:42.114		
4	24.837	96.0	45.901	115.7	15.706			1:26.444		43	42.570	52.9	1:16.015	73.6	19.036	91.9		2:17.621		
5	24.674	96.3	46.585	115.1	15.766			1:27.025		44	28.102	86.2	50.931	88.4	18.847	84.4		1:37.880		
6	25.134	90.3	46.741	115.3	15.710	100.8		1:27.585		45	27.969	86.1	55.691	52.5	20.591			1:44.251		
7	25.134	96.9	46.115	115.1	15.574	100.9		1:26.823		46	26.126	90.5	54.122	84.4	18.594			1:38.842		
8	24.716	89.1	46.551	116.1	15.922	99.8		1:27.189		47	25.752	92.5	47.704	110.7	16.302	99.0		1:29.758		
9	25.219	91.6	46.697	113.9	15.977	99.8		1:27.893		48	25.042	100.6	47.250	113.0	17.741	99.5		1:30.033		
10	24.671	89.2	46.076	115.1	16.044	96.6		1:26.791		49	25.326	85.5	48.209	115.1	15.820	99.6		1:29.355		
11	24.910	91.8	46.303	115.3	16.064			1:27.277		50	24.841	105.1	45.700	115.3	16.287	99.5		1:26.828		
12	24.928	100.7	47.341	115.3	15.986	99.3		1:28.255		51	24.678	102.6	45.676	116.7	16.313	100.5		1:26.667		
13	25.396	93.9	46.636	111.8	16.011	98.6		1:28.043		52	25.021	97.0	47.713	115.3	16.006	99.8		1:28.740		
14	25.177	94.2	46.230	115.1	16.473			1:27.880		53	24.738	105.6	46.391	114.7	15.867			1:26.996		
15	25.642	93.2	45.865	113.2	16.286	99.2		1:27.793		54	24.585	104.5	45.823	115.1	15.731			1:26.139		
16	25.192	92.1	46.653	115.3	15.652	100.2		1:27.497		55	24.738	103.0	45.886	115.1	15.617			1:26.241		
17	25.052	92.8	46.203	111.8	16.247			1:27.502		56	24.798	101.6	46.011	114.7	15.899			1:26.708		
18	25.123	95.6	46.588	112.8	16.374			1:28.085		57	25.639	86.1	46.257	114.9	15.915	98.6		1:27.811		
19	25.349	91.9	48.171	113.0	15.995			1:29.515		58	24.657	103.2	45.991	111.3	16.185			1:26.833		
20	25.099	90.9	46.265	114.1	15.875			1:27.239		59	24.968	101.8	46.190	112.6	16.410	98.4		1:27.568		
21	25.121	92.8	46.149	115.1	15.913	99.3		1:27.183		60	24.828	98.3	47.196	105.9	16.617	97.3		1:28.641		
22	24.972	98.3	47.031	114.3	16.017			1:28.020		61	24.888	102.4	45.873	114.7	15.872			1:26.633		
23	25.796	89.1	47.959	114.3	16.240			1:29.995		62	25.123	97.7	46.228	114.3	15.921	98.0		1:27.272		
24	25.036	98.4	47.557	114.7	15.835	99.8		1:28.428		63	24.713	100.6	46.164	104.4	In			1:30.893	P	
25	24.818	98.1	47.512	111.1	16.362	97.7		1:28.692		64	Out	89.6	48.549	109.5	16.072			2:18.231	P	
26	25.145	93.9	47.198	112.2	16.398			1:28.741		65	25.028	92.8	46.645	112.6	16.163			1:27.836		
27	25.380	90.0	46.654	115.7	16.005	99.0		1:28.039		66	25.605	92.8	48.549	114.5	16.515			1:30.669		
28	25.278	91.6	46.360	114.3	16.258	98.9		1:27.896		67	25.769	92.3	46.959	113.5	16.724	96.9		1:29.452		
29	25.243	88.9	46.832	113.2	16.071			1:28.146		68	25.679	90.5	48.054	110.4	16.561	97.3		1:30.294		
30	25.906	91.6	46.560	115.9	15.936			1:28.402		69	25.356	94.8	47.428	110.9	16.687	97.3		1:29.471		
31	25.151	96.7	46.620	113.9	16.278	98.0		1:28.049		70	25.300	95.2	46.751	111.7	16.397			1:28.448		
32	25.349	93.5	46.392	109.1	17.116	98.4		1:28.857		71	25.413	89.7	47.275	111.5	16.646			1:29.334		
33	25.205	94.2	48.551	100.2	16.363	98.6		1:30.119		72	25.387	92.6	48.804	111.3	16.445			1:30.636		
34	25.203	94.7	46.686	113.4	In			1:32.285	P	73	25.729	89.2	47.420	110.4	16.848	95.5		1:29.997		
35	Out	95.4	47.436	97.3	17.193			2:21.964	P	74	25.750	89.8	48.185	108.6	16.570			1:30.505		
36	24.548	94.7	46.576	96.6	16.848	96.6		1:27.972		75	25.236	93.4	46.966	112.0	16.768			1:28.970		
37	24.932	101.6	46.491	114.9	15.465			1:26.888		76	25.879	90.0	48.064	115.5	16.169			1:30.112		
38	24.766	103.0	48.234	92.4	20.573	83.5		1:33.573		77	25.740	89.7	47.887	112.8	16.521			1:30.148		
39	35.849	44.7	1:34.310	33.3	34.982			2:45.141		78										



Session Start: 09:12:59 - Finish: 11:13:35

Weather/Track Conditions: Sun / Dry

Circuit: Donington Park National

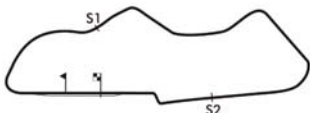
Track Length: 3.185 Km - 1.9791 miles

Donington Historic Festival - 28 - 30 Apr 2017

GT & Sports Car Cup for pre-66 GT & pre-63 sportscars

Race 11 - Sector Analysis

97 Sleep-Sleep (GT4)										Shelby Mustang GT350									
lap	Sect-1	Speed	Sect-2	Speed	Sect-3	Speed	TopSpeed	laptime	pit	lap	Sect-1	Speed	Sect-2	Speed	Sect-3	Speed	Topspeed	laptime	pit
1				113.2	16.924			1:37.639		37	32.228	74.6	1:28.445	22.1	31.341	67.9		2:32.014	
2	25.826	89.8	48.004	111.3	17.064	103.6		1:30.894		38	31.647	81.1	1:44.332	31.8	27.197	68.8		2:43.176	
3	25.477	93.3	47.127	114.5	16.175			1:28.779		39	31.657	74.5	1:14.577	50.3	24.110	80.0		2:10.344	
4	25.462	91.8	46.366	116.1	16.254	103.3		1:28.082		40	40.419	54.9	1:16.766	62.8	22.397	77.6		2:19.582	
5	25.270	92.1	46.456	113.7	15.980	106.0		1:27.706		41	31.454	76.3	1:03.224	72.8	18.629	103.3		1:53.307	
6	25.604	93.3	46.124	116.9	16.156	104.1		1:27.884		42	25.405	90.3	49.720	106.7	18.157	105.7		1:23.282	
7	25.809	87.7	46.083	118.3	16.064			1:27.956		43	25.822	87.0	49.625	117.9	16.407	103.6		1:31.854	
8	25.470	90.5	46.583	113.0	15.996			1:28.049		44	25.207	93.4	47.870	110.2	16.516	105.4		1:29.593	
9	25.001	95.9	45.952	110.4	16.192	106.0		1:27.145		45	24.871	94.3	47.938	115.5	16.309	105.7		1:29.118	
10	25.166	91.2	45.891	113.2	16.543			1:27.600		46	24.777	92.8	46.554	115.9	16.172	105.9		1:27.503	
11	24.886	93.4	45.379	118.1	16.024	103.6		1:26.289		47	24.647	96.7	48.793	110.7	16.375			1:29.815	
12	24.924	91.6	46.143	119.2	15.825			1:26.892		48	25.352	93.0	45.961	117.9	16.130	104.9		1:27.443	
13	24.917	91.6	46.344	112.6	16.307			1:27.568		49	24.588	93.7	46.404	118.8	16.121			1:27.113	
14	24.707	92.5	47.009	117.9	15.863	104.9		1:27.579		50	24.497	96.5	45.673	117.9	16.354	105.5		1:26.524	
15	24.988	97.0	45.918	120.0	15.701	103.3		1:26.607		51	24.757	95.4	46.018	117.3	16.432	101.3		1:27.207	
16	24.800	93.5	46.601	115.9	15.745			1:27.146		52	24.655	93.3	46.254	117.1	16.151			1:27.060	
17	24.907	93.4	46.147	114.1	15.777			1:26.831		53	24.596	92.6	46.225	115.3	In			1:31.796	P
18	25.751	87.2	45.404	115.3	17.449	102.0		1:28.604		54	Out	87.1	47.410	108.1	17.159			2:21.170	P
19	25.226	88.2	46.266	116.1	15.648			1:27.140		55	25.199	94.2	48.827	113.9	16.407			1:30.433	
20	24.491	97.7	46.072	121.5	15.450			1:26.013		56	26.577	83.5	48.420	112.4	16.182			1:31.179	
21	24.554	96.5	45.308	119.6	15.463			1:25.325		57	25.151	92.9	45.896	119.0	15.826	107.4		1:26.873	
22	24.768	96.2	45.891	117.9	15.867	107.9		1:26.526		58	25.233	94.4	46.423	112.4	18.518	103.3		1:30.174	
23	25.056	85.3	46.216	115.3	16.460			1:27.732		59	25.161	94.2	47.778	109.7	16.401	105.7		1:29.340	
24	25.140	95.9	47.052	119.0	15.672			1:27.864		60	25.182	95.4	47.679	115.9	15.899			1:28.760	
25	25.118	95.9	7:17.126	104.7	16.896	96.1		7:59.140		61	25.262	91.6	46.941	115.5	16.167	101.3		1:28.370	
26	25.902	91.3	46.018	112.0	In			1:31.897	P	62	25.330	96.0	46.207	117.7	15.852	106.7		1:27.389	
27		85.5	50.519	96.2	17.604	97.7		2:45.952	P	63	24.941	95.8	48.633	114.7	16.107			1:29.681	
28	26.624	88.2	48.548	114.9	16.715			1:31.887		64	25.034	92.9	48.472	113.0	16.720			1:30.226	
29	25.536	89.0	49.047	109.1	16.358			1:30.941		65	24.827	94.8	45.731	115.3	15.952	104.1		1:26.510	
30	25.583	92.1	47.959	112.0	16.335			1:29.877		66	25.284	89.8	46.378	116.5	16.115	102.5		1:27.777	
31	25.634	88.5	47.819	108.4	16.640			1:30.093		67	24.917	99.3	47.543	113.5	16.042	105.9		1:28.502	
32	25.226	90.4	47.087	116.1	16.352	102.8		1:28.665		68	25.324	92.4	47.204	111.3	15.993			1:28.521	
33	25.776	92.0	47.168	105.4	19.086	91.2		1:32.030		69	25.208	91.5	46.568	115.5	15.937	107.2		1:27.713	
34	27.390	87.3	48.707	102.6	18.707	101.1		1:34.804		70	25.196	93.7	46.251	113.5	16.566	106.5		1:28.013	
35	26.119	87.5	1:12.723	14.5	38.061			2:16.903		71	24.700	94.8	46.512	113.9	16.310			1:27.522	
36	34.208	47.6	1:29.299	16.1	33.697	69.2		2:37.204		72	24.723	95.2	45.674	117.9	15.527			1:25.924	



Session Start: 09:12:59 - Finish: 11:13:35

Weather/Track Conditions: Sun / Dry

Circuit: Donington Park National

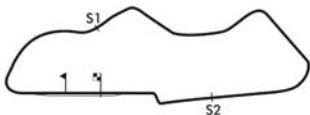
Track Length: 3.185 Km - 1.9791 miles

Donington Historic Festival - 28 - 30 Apr 2017

GT & Sports Car Cup for pre-66 GT & pre-63 sportscars

Race 11 - Sector Analysis

99 Merry-Clayson (GT4)										Sunbeam Tiger									
lap	Sect-1	Speed	Sect-2	Speed	Sect-3	Speed	TopSpeed	laptime	pit	lap	Sect-1	Speed	Sect-2	Speed	Sect-3	Speed	Topspeed	laptime	pit
1		80.5	51.665	103.7	16.849			1:47.760		33	26.872	85.9	52.184	101.3	17.573	96.6		1:36.629	
2	26.275	87.7	48.896	103.0	16.672			1:31.843		34	28.521	82.5	51.716	106.2	17.251	98.2		1:37.488	
3	26.191	86.4	48.478	109.7	16.426	99.9		1:31.095		35	26.356	83.7	50.773	105.2	30.507	88.4		1:47.636	
4	25.595	89.2	48.296	108.3	16.472			1:30.363		36	27.722	86.1	52.656	86.5	22.296			1:42.674	
5	25.814	87.5	47.909	109.5	16.352			1:30.075		37	28.378	82.5	1:22.146	19.5	38.489			2:29.013	
6	25.699	90.3	48.024	109.1	16.314			1:30.037		38	40.824	57.9	1:21.990	19.8	33.140	80.3		2:35.954	
7	25.956	89.7	48.085	105.0	16.313	100.8		1:30.354		39	36.528	69.0	1:24.183	23.1	31.208			2:31.919	
8	25.825	89.4	48.878	113.0	16.255			1:30.958		40	34.043	76.8	1:40.367	20.1	28.780	76.7		2:43.190	
9	26.025	89.7	48.483	107.7	16.700	97.4		1:31.208		41	33.993	62.6	1:17.688	56.9	24.770	65.6		2:16.451	
10	25.895	91.3	48.002	111.7	16.451			1:30.348		42	45.621	49.3	1:14.893	62.5	22.421			2:22.935	
11	25.924	88.9	50.528	103.4	16.663	97.7		1:33.115		43	33.569	67.1	1:04.437	83.6	19.457			1:57.463	
12	25.847	87.5	48.847	110.4	16.282	98.6		1:30.976		44	27.462	82.6	51.186	103.3	17.715			1:36.363	
13	25.993	89.4	49.112	112.0	16.323			1:31.428		45	27.661	85.3	51.228	104.2	17.258			1:36.147	
14	25.738	87.5	48.374	108.6	16.318			1:30.430		46	26.750	86.1	51.367	104.9	17.077			1:35.194	
15	26.931	74.1	49.504	113.2	16.059			1:32.494		47	26.663	83.9	50.148	110.7	17.035			1:33.846	
16	25.740	85.8	49.130	112.0	16.077	98.4		1:30.947		48	26.311	87.6	50.599	108.3	16.678	98.6		1:33.588	
17	25.834	87.0	48.032	111.3	16.426	99.3		1:30.292		49	27.913	80.9	50.970	108.4	16.968			1:35.851	
18	26.786	81.9	50.918	108.4	16.294	99.6		1:33.998		50	26.653	86.7	49.866	105.4	18.478	95.6		1:34.997	
19	25.709	89.7	47.857	110.9	16.237			1:29.803		51	26.829	85.2	51.237	109.5	18.238	97.6		1:36.304	
20	25.813	89.5	49.446	113.0	16.169			1:31.428		52	27.285	85.2	50.152	111.3	17.235			1:34.672	
21	25.556	85.8	47.939	113.9	15.865	99.9		1:29.360		53	27.195	85.4	50.263	104.1	17.436	98.2		1:34.894	
22	25.530	92.5	49.436	108.3	16.125			1:31.091		54	26.977	85.5	50.236	103.4	In			1:39.827	P
23	25.638	90.1	52.218	113.0	15.993			1:33.849		55	Out	82.3	1:22.641	82.2	18.620			3:26.999	P
24	25.318	93.3	48.236	104.6	16.451	100.9		1:30.005		56	28.220	81.5	50.924	97.2	17.163			1:36.307	
25	25.339	90.8	48.082	113.7	16.049	99.8		1:29.470		57	27.302	78.8	49.798	105.5	16.992			1:34.092	
26	25.642	90.8	47.564	113.4	16.124	98.2		1:29.330		58	26.363	87.3	51.198	105.2	16.555			1:34.116	
27	25.592	93.2	49.188	112.2	16.210			1:30.990		59	26.387	82.2	49.696	111.1	16.227	100.3		1:32.310	
28	25.971	88.8	50.058	112.0	16.796	98.2		1:32.825		60	26.939	86.1	48.742	113.5	16.158			1:31.839	
29	25.969	86.7	49.237	113.4	In			1:37.473	P	61	26.365	77.0	49.992	107.7	16.341			1:32.698	
30	Out	78.1	55.124	88.9	18.806			3:12.295	P	62	25.804	90.0	49.523	113.9	16.200	99.5		1:31.527	
31	27.747	83.3	52.729	102.2	17.412			1:37.888		63	25.924	87.1	50.775	107.4	17.808			1:34.507	
32	27.456	85.9	51.841	107.9	17.971			1:37.268		64									



Session Start: 09:12:59 - Finish: 11:13:35

Weather/Track Conditions: Sun / Dry

Circuit: Donington Park National

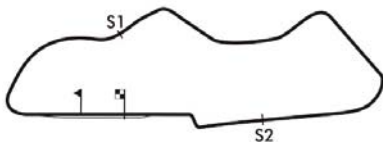
Track Length: 3.185 Km - 1.9791 miles

Donington Historic Festival - 28 - 30 Apr 2017

GT & Sports Car Cup for pre-66 GT & pre-63 sportscars

Race 11 - Best Sector Times

SECTOR 1			SECTOR 2			SECTOR 3			IDEAL / BEST LAP COMPARISON						
NO	TIME	LAP	NO	TIME	LAP	NO	TIME	LAP	NO	NAME	BEST	IN	IDEAL	DIFF	
1	2	23.094	18	2	42.905	29	2	14.361	8	2	Bryant-Bryant	1:21.117	17	1:20.360	+0.757
2	76	23.246	27	76	43.144	4	83	14.533	9	76	Bremner-Bremner-R	1:21.257	4	1:20.925	+0.332
3	75	23.360	50	75	43.230	53	76	14.535	2	75	Hadfield-Voyazides	1:21.644	51	1:21.262	+0.382
4	83	23.360	35	83	43.503	55	75	14.672	57	83	Pearson-Monteverdi	1:21.764	53	1:21.396	+0.368
5	77	23.590	51	77	44.190	50	81	14.763	19	77	Friedrichs-Mallock	1:23.188	50	1:22.896	+0.292
6	81	23.695	52	88	44.356	57	88	14.765	26	88	Blakeney-Edwards-l	1:23.367	32	1:22.859	+0.508
7	88	23.738	39	81	44.406	36	72	14.939	73	81	McCaig-Clark	1:23.536	37	1:22.864	+0.672
8	72	23.868	56	72	44.419	56	66	15.010	30	72	Wilkinson-Boot	1:23.596	56	1:23.226	+0.370
9	84	24.028	20	85	44.922	18	84	15.043	13	84	Keith-Lucas-Gomm	1:24.528	21	1:24.009	+0.519
10	85	24.083	19	84	44.938	37	21	15.064	26	66	Milner-Greensall	1:24.579	31	1:24.513	+0.066
11	66	24.128	31	7	45.283	72	77	15.116	54	85	Hunt-Blakeney-Edw.	1:24.705	18	1:24.289	+0.416
12	58	24.333	64	97	45.308	21	15	15.166	68	97	Sleep-Sleep	1:25.325	21	1:25.249	+0.076
13	91	24.439	25	91	45.327	24	85	15.284	16	21	Mitchell-Yates	1:25.513	30	1:25.315	+0.198
14	97	24.491	20	66	45.375	31	55	15.364	35	7	Squire-Squire	1:25.638	72	1:25.430	+0.208
15	96	24.548	36	33	45.443	47	58	15.386	73	33	Thomas-Bell	1:25.680	47	1:25.680	+0.000
16	15	24.551	51	21	45.632	48	91	15.401	77	91	Greaves-Galashan	1:25.718	28	1:25.167	+0.551
17	56	24.618	33	96	45.676	51	97	15.450	20	96	Nyblaeus-Welch	1:26.139	54	1:25.689	+0.450
18	21	24.619	30	1	45.897	3	96	15.465	37	15	Malone-Hall	1:26.205	74	1:25.824	+0.381
19	33	24.639	47	57	46.084	27	53	15.495	60	58	Pangborn-Woods	1:26.215	72	1:25.897	+0.318
20	7	24.645	72	15	46.107	74	7	15.502	68	56	Clarkson-Smithies	1:26.745	33	1:26.455	+0.290
21	1	24.880	9	47	46.145	52	47	15.574	53	47	Paul-Bourne	1:26.785	52	1:26.671	+0.114
22	53	24.926	69	58	46.178	16	56	15.587	26	53	Harris-Wilmoth	1:27.175	67	1:26.808	+0.367
23	47	24.952	48	56	46.250	9	33	15.598	47	1	Welch-Corfield	1:27.237	9	1:26.473	+0.764
24	57	24.978	29	53	46.387	53	48	15.627	48	57	Le Blanc-van Lanscl	1:27.243	70	1:26.763	+0.480
25	61	24.997	24	48	46.484	52	1	15.696	5	55	Hunt-Grant-Peterkin	1:27.598	35	1:27.176	+0.422
26	48	25.097	33	55	46.697	29	57	15.701	28	48	Ward-Bull	1:27.663	48	1:27.208	+0.455
27	55	25.115	35	61	46.720	26	94	15.703	62	61	Orebi-Gann-Bell	1:28.107	26	1:27.475	+0.632
28	94	25.291	48	71	47.328	72	71	15.744	16	71	Ross-Jones-Ross-Jr	1:28.994	68	1:28.453	+0.541
29	99	25.318	24	32	47.351	66	61	15.758	11	94	Midgley-Rawe	1:29.108	74	1:28.364	+0.744
30	71	25.381	21	94	47.370	47	99	15.865	21	99	Merry-Clayson	1:29.330	26	1:28.747	+0.583
31	42	25.393	36	99	47.564	26	22	15.949	49	32	Jacobsen-Jacobsen	1:29.702	21	1:29.068	+0.634
32	32	25.714	67	22	47.622	50	42	15.966	31	22	Birch-Burnett	1:30.231	51	1:29.611	+0.620
33	22	26.040	51	42	47.862	33	32	16.003	21	42	Tognola-Monk	1:30.336	31	1:29.221	+1.115
34	43	26.050	25	65	48.041	11	43	16.035	26	65	Cooke-Twyman	1:31.085	4	1:30.715	+0.370
35	65	26.147	5	41	48.213	46	35	16.373	28	41	Jones-Barrie	1:31.176	46	1:30.807	+0.369
36	41	26.214	46	43	48.363	33	41	16.380	34	43	Winter-Williams	1:31.228	27	1:30.448	+0.780
37	40	26.265	32	68	48.872	70	40	16.384	33	40	Galliers-Pratt-Hall	1:31.847	32	1:31.613	+0.234
38	68	26.291	34	35	48.893	29	68	16.506	57	68	Gordon-Finburgh	1:32.233	70	1:31.669	+0.564
39	35	26.378	16	40	48.964	33	65	16.527	4	35	Morley-Morley-Morle	1:32.245	19	1:31.644	+0.601
40	37	27.433	31	37	50.919	30	37	17.359	25	37	Phillips-Phillips-Phill	1:36.161	31	1:35.711	+0.450



Session Start: 09:12:59 - Finish: 11:13:35

Weather/Track Conditions: Sun / Dry

Circuit: Donington Park National

Track Length: 3.185 Km - 1.9791 miles

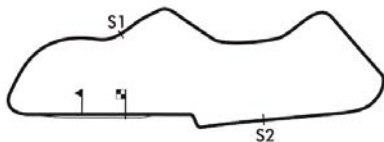


Donington Historic Festival - 28 - 30 Apr 2017

GT & Sports Car Cup for pre-66 GT & pre-63 sportscars

Race 11 - Best Sector Speeds

	NO	SECTOR 1	MPH	NO	SECTOR 2	MPH	NO	SECTOR 3	MPH
1	75	Hadfield-Voyazides	112.4	75	Hadfield-Voyazides	131.0	75	Hadfield-Voyazides	114.7
2	76	Bremner-Bremner-Reid	110.6	76	Bremner-Bremner-Reid	130.5	76	Bremner-Bremner-Reid	114.7
3	83	Pearson-Monteverde	109.3	2	Bryant-Bryant	127.8	2	Bryant-Bryant	111.5
4	21	Mitchell-Yates	108.3	77	Friedrichs-Mallock	125.2	88	Blakeney-Edwards-Wakema	110.9
5	33	Thomas-Bell	106.9	88	Blakeney-Edwards-Wakema	124.7	77	Friedrichs-Mallock	109.8
6	88	Blakeney-Edwards-Wakema	106.9	81	McCaig-Clark	124.0	72	Wilkinson-Boot	109.1
7	71	Ross-Jones-Ross-Jones	106.8	83	Pearson-Monteverde	123.8	81	McCaig-Clark	109.0
8	81	McCaig-Clark	106.3	72	Wilkinson-Boot	123.5	84	Keith-Lucas-Gomm	108.1
9	77	Friedrichs-Mallock	105.8	85	Hunt-Blakeney-Edwards-Hal	123.3	83	Pearson-Monteverde	107.9
10	96	Nyblaeus-Welch	105.6	84	Keith-Lucas-Gomm	123.1	97	Sleep-Sleep	107.9
11	2	Bryant-Bryant	104.8	97	Sleep-Sleep	121.5	91	Greaves-Galashan	106.0
12	7	Squire-Squire	103.5	91	Greaves-Galashan	120.7	85	Hunt-Blakeney-Edwards-Hal	105.5
13	58	Pangborn-Woods	102.7	66	Milner-Greensall	120.2	7	Squire-Squire	104.7
14	15	Malone-Hall	102.1	7	Squire-Squire	118.8	66	Milner-Greensall	104.6
15	56	Clarkson-Smithies	102.0	56	Clarkson-Smithies	118.5	15	Malone-Hall	103.3
16	66	Milner-Greensall	102.0	33	Thomas-Bell	117.7	58	Pangborn-Woods	103.3
17	35	Morley-Morley-Morley	101.6	15	Malone-Hall	117.5	53	Harris-Wilmoth	102.6
18	42	Tognola-Monk	101.6	58	Pangborn-Woods	116.9	56	Clarkson-Smithies	101.3
19	85	Hunt-Blakeney-Edwards-Hal	101.6	53	Harris-Wilmoth	116.7	96	Nyblaeus-Welch	101.1
20	57	Le Blanc-van Lanschot	100.9	96	Nyblaeus-Welch	116.7	99	Merry-Clayson	101.1
21	72	Wilkinson-Boot	100.7	57	Le Blanc-van Lanschot	115.9	33	Thomas-Bell	100.9
22	32	Jacobsen-Jacobsen	100.6	1	Welch-Corfield	114.7	57	Le Blanc-van Lanschot	100.3
23	1	Welch-Corfield	100.4	55	Hunt-Grant-Peterkin	114.7	55	Hunt-Grant-Peterkin	99.8
24	91	Greaves-Galashan	100.2	42	Tognola-Monk	114.3	94	Midgley-Rawe	99.6
25	84	Keith-Lucas-Gomm	99.7	99	Merry-Clayson	113.9	42	Tognola-Monk	98.9
26	48	Ward-Bull	99.6	61	Orebi-Gann-Bell	113.2	61	Orebi-Gann-Bell	98.9
27	97	Sleep-Sleep	99.3	47	Paul-Bourne	111.1	1	Welch-Corfield	98.3
28	61	Orebi-Gann-Bell	99.1	94	Midgley-Rawe	110.7	48	Ward-Bull	97.3
29	53	Harris-Wilmoth	99.0	71	Ross-Jones-Ross-Jones	110.4	65	Cooke-Twyman	96.3
30	22	Birch-Burnett	98.3	48	Ward-Bull	109.5	71	Ross-Jones-Ross-Jones	96.3
31	43	Winter-Williams	98.3	41	Jones-Barrie	108.3	47	Paul-Bourne	95.6
32	55	Hunt-Grant-Peterkin	98.0	65	Cooke-Twyman	108.1	21	Mitchell-Yates	95.2
33	47	Paul-Bourne	97.4	21	Mitchell-Yates	107.6	68	Gordon-Finburgh	94.3
34	94	Midgley-Rawe	96.2	68	Gordon-Finburgh	107.4	41	Jones-Barrie	93.9
35	65	Cooke-Twyman	96.0	43	Winter-Williams	106.9	32	Jacobsen-Jacobsen	92.2
36	68	Gordon-Finburgh	95.8	40	Galliers-Pratt-Hall	105.7	40	Galliers-Pratt-Hall	92.0
37	41	Jones-Barrie	95.6	32	Jacobsen-Jacobsen	105.4	22	Birch-Burnett	91.6
38	40	Galliers-Pratt-Hall	94.7	22	Birch-Burnett	103.6	43	Winter-Williams	91.1
39	99	Merry-Clayson	93.3	35	Morley-Morley-Morley	103.0	35	Morley-Morley-Morley	90.1
40	37	Phillips-Phillips-Phillips	91.4	37	Phillips-Phillips-Phillips	100.9	37	Phillips-Phillips-Phillips	87.0



Session Start: 09:12:59 - Finish: 11:13:35
Weather/Track Conditions: Sun / Dry
Circuit: Donington Park National
Track Length: 3.185 Km - 1.9791 miles



Donington Historic Festival - 28 - 30 Apr 2017

GT & Sports Car Cup for pre-66 GT & pre-63 sportscars

Race 11 - Lap Chart

Lap 1			Lap 2			Lap 3			Lap 4			Lap 5			Lap 6		
NO	Behind	Laptime	NO	Behind	Laptime	NO	Behind	Laptime	NO	Behind	Laptime	NO	Behind	Laptime	NO	Behind	Laptime
76		1:26.461	2		1:21.784	2		1:21.537	2		1:21.459	2		1:21.447	2		1:21.549
75	0.619	1:27.080	76	0.214	1:22.825	76	0.550	1:21.873	76	0.348	1:21.257	40	1 LAP	1:37.174	76	3.295	1:24.058
2	0.827	1:27.288	75	2.064	1:24.056	75	4.334	1:23.807	83	7.028	1:23.596	76	0.786	1:21.885	41	1 LAP	1:37.664
83	1.901	1:28.362	83	2.938	1:23.648	83	4.891	1:23.490	75	7.882	1:25.007	21	1 LAP	1:38.951	75	13.012	1:24.299
81	2.899	1:29.360	81	5.906	1:25.618	81	9.647	1:25.278	81	13.055	1:24.867	83	9.570	1:23.989	83	13.267	1:25.246
72	4.657	1:31.118	72	8.977	1:26.931	88	12.194	1:24.652	88	16.535	1:25.800	75	10.262	1:23.827	40	1 LAP	1:37.355
88	5.262	1:31.723	88	9.079	1:26.428	72	13.771	1:26.331	72	17.451	1:25.139	81	15.441	1:23.833	81	17.724	1:23.832
85	6.085	1:32.546	85	9.778	1:26.304	85	14.344	1:26.103	85	18.506	1:25.621	37	1 LAP	1:43.888	21	1 LAP	1:39.980
77	6.504	1:32.965	77	11.351	1:27.458	77	16.221	1:26.407	77	20.125	1:25.363	88	19.574	1:24.486	88	23.505	1:25.480
96	7.272	1:33.733	84	11.824	1:26.823	84	16.604	1:26.317	84	20.873	1:25.728	72	21.200	1:25.196	72	25.097	1:25.446
84	7.612	1:34.073	96	13.354	1:28.693	96	19.278	1:27.461	96	24.263	1:26.444	85	22.573	1:25.514	85	27.544	1:26.520
91	8.627	1:35.088	91	14.186	1:28.170	91	19.815	1:27.166	91	25.122	1:26.766	77	24.430	1:25.752	77	29.312	1:26.431
66	10.173	1:36.634	66	16.033	1:28.471	66	23.058	1:28.562	66	29.484	1:27.885	84	25.303	1:25.877	84	30.873	1:27.119
15	10.710	1:37.171	15	17.622	1:29.523	15	24.178	1:28.093	15	30.761	1:28.042	96	29.841	1:27.025	96	35.877	1:27.585
97	11.178	1:37.639	56	18.535	1:29.066	56	25.678	1:28.680	56	32.191	1:27.972	91	30.368	1:26.693	91	36.794	1:27.975
56	12.080	1:38.541	97	19.461	1:30.894	1	26.356	1:27.752	1	32.538	1:27.641	66	35.903	1:27.866	66	41.743	1:27.389
1	12.439	1:38.900	1	20.141	1:30.313	97	26.703	1:28.779	97	33.326	1:28.082	15	36.660	1:27.346	37	1 LAP	1:45.572
33	12.952	1:39.413	53	20.384	1:29.755	53	27.664	1:28.817	53	34.712	1:28.507	56	38.809	1:28.065	15	42.989	1:27.878
53	13.240	1:39.701	58	21.712	1:30.160	58	28.401	1:28.226	58	35.354	1:28.412	1	39.160	1:28.069	56	45.150	1:27.890
58	14.163	1:40.624	33	22.225	1:31.884	33	30.456	1:29.768	33	38.030	1:29.033	97	39.585	1:27.706	1	45.633	1:28.022
7	15.028	1:41.489	7	22.609	1:30.192	7	31.235	1:30.163	7	38.751	1:28.975	53	41.304	1:28.039	97	45.920	1:27.884
47	15.090	1:41.551	47	26.346	1:33.867	47	35.377	1:30.568	57	41.741	1:27.364	58	41.949	1:28.042	53	49.025	1:29.270
71	16.103	1:42.564	71	26.442	1:32.950	71	35.594	1:30.689	71	44.191	1:30.056	33	45.385	1:28.802	58	49.177	1:28.777
48	16.264	1:42.725	48	26.830	1:33.177	57	35.836	1:30.269	61	45.173	1:29.386	7	46.492	1:29.188	33	52.629	1:28.793
57	16.579	1:43.040	57	27.104	1:33.136	48	36.833	1:31.540	48	45.806	1:30.432	57	48.214	1:27.920	7	53.163	1:28.220
61	17.346	1:43.807	61	27.434	1:32.699	61	37.246	1:31.349	47	46.495	1:32.577	71	51.960	1:29.216	57	54.072	1:27.407
32	19.891	1:46.352	55	30.061	1:31.983	55	39.047	1:30.523	55	47.827	1:30.239	61	53.141	1:29.415	71	59.639	1:29.228
55	20.689	1:47.150	99	30.531	1:31.843	99	40.089	1:31.095	99	48.993	1:30.363	48	54.202	1:29.843	61	1:01.126	1:29.534
99	21.299	1:47.760	32	30.700	1:33.420	32	41.219	1:32.056	32	50.640	1:30.880	47	55.627	1:30.579	48	1:02.120	1:29.467
94	22.686	1:49.147	94	31.652	1:31.577	94	42.209	1:32.094	94	51.428	1:30.678	55	56.181	1:29.801	47	1:04.592	1:30.514
43	24.075	1:50.536	43	33.566	1:32.102	43	44.371	1:32.342	43	54.936	1:32.024	99	57.621	1:30.075	55	1:04.994	1:30.362
65	24.655	1:51.116	65	35.838	1:33.794	65	46.144	1:31.843	65	55.770	1:31.085	32	1:00.510	1:31.317	99	1:06.109	1:30.037
21	26.599	1:53.060	35	38.667	1:34.448	42	50.574	1:32.648	42	1:02.318	1:33.203	94	1:01.026	1:31.045	94	1:11.090	1:31.613
35	26.830	1:53.291	42	39.463	1:33.846	35	52.650	1:35.520	35	1:04.653	1:33.462	65	1:05.600	1:31.277	32	1:12.235	1:33.274
22	27.104	1:53.565	22	40.212	1:35.719	22	53.339	1:34.664	22	1:06.360	1:34.480	43	1:06.364	1:32.875	65	1:15.797	1:31.746
41	27.212	1:53.673	68	42.812	1:37.749	68	54.594	1:33.319	68	1:06.737	1:33.602	42	1:14.422	1:33.551	43	1:17.231	1:32.416
68	27.674	1:54.135	41	43.369	1:38.768	41	57.349	1:35.517	41	1:11.120	1:35.230	35	1:17.339	1:34.133			
42	28.228	1:54.689	21	47.302	1:43.314	40	1:06.389	1:40.217				22	1:20.482	1:35.569			
40	33.292	1:59.753	40	47.709	1:37.028	21	1:07.308	1:41.543				68	1:20.619	1:35.329			
37	34.378	2:00.839	37	54.491	1:42.724	37	1:17.052	1:44.098									

Session Start: 09:12:59 - Finish: 11:13:35

Weather/Track Conditions: Sun / Dry

Circuit: Donington Park National

Track Length: 3.185 Km - 1.9791 miles

Donington Historic Festival - 28 - 30 Apr 2017

GT & Sports Car Cup for pre-66 GT & pre-63 sportscars

Race 11 - Lap Chart

Lap 7			Lap 8			Lap 9			Lap 10			Lap 11			Lap 12		
NO	Behind	Laptime	NO	Behind	Laptime	NO	Behind	Laptime	NO	Behind	Laptime	NO	Behind	Laptime	NO	Behind	Laptime
2		1:22.043	2		1:21.775	2		1:22.448	2		1:22.564	2		1:21.974	2		1:24.093
42	1 LAP	1:33.470	65	1 LAP	1:33.083	99	1 LAP	1:30.958	61	1 LAP	1:29.187	61	1 LAP	1:29.473	7	1 LAP	1:30.347
76	7.057	1:25.805	43	1 LAP	1:32.511	47	1 LAP	1:32.228	71	1 LAP	1:31.468	71	1 LAP	1:30.063	33	1 LAP	1:29.948
35	1 LAP	1:34.145	76	8.825	1:23.543	37	2 LAPS	1:43.873	48	1 LAP	1:29.898	48	1 LAP	1:29.780	57	1 LAP	1:29.838
68	1 LAP	1:33.852	42	1 LAP	1:33.213	94	1 LAP	1:30.475	55	1 LAP	1:29.681	76	11.366	1:22.920	40	2 LAPS	1:37.986
22	1 LAP	1:35.271	75	17.267	1:24.363	32	1 LAP	1:30.919	99	1 LAP	1:31.208	55	1 LAP	1:29.527	76	11.883	1:24.610
75	14.679	1:23.710	83	17.844	1:24.539	76	9.351	1:22.974	76	10.420	1:23.633	21	2 LAPS	1:40.541	61	1 LAP	1:30.242
83	15.080	1:23.856	35	1 LAP	1:34.554	65	1 LAP	1:33.512	47	1 LAP	1:31.071	99	1 LAP	1:30.348	71	1 LAP	1:30.408
41	1 LAP	1:35.457	81	22.497	1:24.487	43	1 LAP	1:33.290	94	1 LAP	1:32.123	47	1 LAP	1:30.205	48	1 LAP	1:29.628
81	19.785	1:24.104	68	1 LAP	1:33.558	75	18.202	1:23.383	32	1 LAP	1:32.310	75	22.727	1:23.605	55	1 LAP	1:30.229
88	27.179	1:25.717	22	1 LAP	1:34.119	83	18.457	1:23.061	83	20.874	1:24.981	83	23.166	1:24.266	75	24.795	1:26.161
72	28.571	1:25.517	88	29.487	1:24.083	81	23.991	1:23.942	75	21.096	1:25.458	94	1 LAP	1:31.158	83	25.029	1:25.956
85	31.947	1:26.446	41	1 LAP	1:34.172	42	1 LAP	1:32.706	81	26.560	1:25.133	32	1 LAP	1:31.719	99	1 LAP	1:33.115
40	1 LAP	1:38.062	72	32.369	1:25.573	88	31.749	1:24.710	37	2 LAPS	1:44.931	81	28.124	1:23.538	47	1 LAP	1:33.082
77	33.460	1:26.191	85	35.044	1:24.872	35	1 LAP	1:36.269	65	1 LAP	1:34.132	88	36.395	1:24.463	81	30.194	1:26.163
84	35.712	1:26.882	77	37.699	1:26.014	68	1 LAP	1:34.391	43	1 LAP	1:33.950	43	1 LAP	1:32.370	21	2 LAPS	1:40.238
21	1 LAP	1:40.566	84	40.008	1:26.071	72	34.871	1:24.950	88	33.906	1:24.721	65	1 LAP	1:33.421	94	1 LAP	1:31.657
96	40.657	1:26.823	96	46.071	1:27.189	22	1 LAP	1:33.884	42	1 LAP	1:32.643	72	40.749	1:25.520	32	1 LAP	1:32.091
91	42.149	1:27.398	40	1 LAP	1:37.044	85	38.333	1:25.737	72	37.203	1:24.896	85	46.349	1:26.140	88	36.922	1:24.620
66	46.545	1:26.845	91	47.911	1:27.537	77	42.482	1:27.231	85	42.183	1:26.414	42	1 LAP	1:32.435	72	41.829	1:25.173
15	49.039	1:28.093	66	53.204	1:28.434	84	43.458	1:25.898	68	1 LAP	1:33.285	37	2 LAPS	1:45.031	43	1 LAP	1:32.715
56	50.905	1:27.798	15	55.220	1:27.956	41	1 LAP	1:35.892	35	1 LAP	1:34.317	77	53.061	1:28.045	85	48.420	1:26.164
1	51.501	1:27.911	56	57.141	1:28.011	96	51.516	1:27.893	77	46.990	1:27.072	84	53.538	1:27.491	42	1 LAP	1:33.201
97	51.833	1:27.956	1	57.534	1:27.808	91	52.339	1:26.876	84	48.021	1:27.127	68	1 LAP	1:34.082	77	55.991	1:27.023
58	55.726	1:28.592	97	58.107	1:28.049	66	59.220	1:28.464	22	1 LAP	1:35.259	35	1 LAP	1:33.793	84	56.424	1:26.979
53	55.956	1:28.974	21	1 LAP	1:41.895	15	1:00.086	1:27.314	96	55.743	1:26.791	22	1 LAP	1:33.211	96	1:05.208	1:28.255
33	59.579	1:28.993	58	1:01.453	1:27.502	56	1:01.967	1:27.274	91	56.425	1:26.650	96	1:01.046	1:27.277	68	1 LAP	1:33.610
7	1:00.351	1:29.231	53	1:02.138	1:27.957	40	1 LAP	1:36.777	41	1 LAP	1:34.932	91	1:01.521	1:27.070	91	1:07.175	1:29.747
57	1:02.020	1:29.991	33	1:06.604	1:28.800	1	1:02.323	1:27.237	66	1:04.329	1:27.673	41	1 LAP	1:33.786	35	1 LAP	1:35.436
37	1 LAP	1:45.297	7	1:06.823	1:28.247	97	1:02.804	1:27.145	15	1:04.483	1:26.961	15	1:09.695	1:27.186	65	1 LAP	1:54.637
71	1:07.303	1:29.707	57	1:07.892	1:27.647	58	1:06.359	1:27.354	56	1:07.569	1:28.166	66	1:10.613	1:28.258	37	2 LAPS	1:45.381
61	1:08.070	1:28.987	71	1:15.185	1:29.657	53	1:08.103	1:28.413	97	1:07.840	1:27.600	97	1:12.155	1:26.289	22	1 LAP	1:36.161
48	1:09.635	1:29.558	61	1:16.045	1:29.750	7	1:12.643	1:28.268	1	1:08.425	1:28.666	56	1:13.713	1:28.118	15	1:13.604	1:28.002
55	1:12.755	1:29.804	48	1:18.022	1:30.162	33	1:14.852	1:30.696	58	1:11.915	1:28.120	58	1:18.379	1:28.438	97	1:14.954	1:26.892
47	1:14.162	1:31.613	55	1:20.845	1:29.865	57	1:15.433	1:29.989	53	1:13.609	1:28.070	53	1:19.848	1:28.213	66	1:15.677	1:29.157
99	1:14.420	1:30.354				21	1 LAP	1:40.718	40	1 LAP	1:36.535				56	1:17.788	1:28.168
94	1:19.790	1:30.743							7	1:18.794	1:28.715				41	1 LAP	1:34.949
32	1:20.794	1:30.602							33	1:21.132	1:28.844				58	1:21.293	1:27.007
									57	1:21.592	1:28.723						

Session Start: 09:12:59 - Finish: 11:13:35

Weather/Track Conditions: Sun / Dry

Circuit: Donington Park National

Track Length: 3.185 Km - 1.9791 miles

Donington Historic Festival - 28 - 30 Apr 2017

GT & Sports Car Cup for pre-66 GT & pre-63 sportscars

Race 11 - Lap Chart

Lap 13			Lap 14			Lap 15			Lap 16			Lap 17			Lap 18		
NO	Behind	Laptime	NO	Behind	Laptime	NO	Behind	Laptime	NO	Behind	Laptime	NO	Behind	Laptime	NO	Behind	Laptime
2		1:21.833	2		1:21.912	2		1:22.427	2		1:23.154	2		1:21.117	2		1:21.597
53	1 LAP	1:28.651	66	1 LAP	1:29.578	15	1 LAP	1:28.138	91	1 LAP	1:28.167	96	1 LAP	1:27.497	37	4 LAPS	1:47.081
7	1 LAP	1:28.909	56	1 LAP	1:27.806	97	1 LAP	1:27.579	42	2 LAPS	1:33.916	91	1 LAP	1:27.957	40	3 LAPS	1:37.117
33	1 LAP	1:29.073	22	2 LAPS	1:34.726	68	2 LAPS	1:33.368	97	1 LAP	1:26.607	43	2 LAPS	1:33.434	32	2 LAPS	1:34.361
57	1 LAP	1:28.730	58	1 LAP	1:28.101	66	1 LAP	1:29.691	15	1 LAP	1:28.074	97	1 LAP	1:27.146	91	1 LAP	1:26.037
76	13.262	1:23.212	53	1 LAP	1:28.890	56	1 LAP	1:29.712	56	1 LAP	1:28.213	15	1 LAP	1:28.337	96	1 LAP	1:27.502
61	1 LAP	1:28.609	41	2 LAPS	1:36.283	58	1 LAP	1:26.956	66	1 LAP	1:29.251	42	2 LAPS	1:33.167	97	1 LAP	1:26.831
40	2 LAPS	1:35.836	37	3 LAPS	1:45.998	35	2 LAPS	1:35.021	58	1 LAP	1:28.073	21	3 LAPS	1:39.727	43	2 LAPS	1:32.136
71	1 LAP	1:29.396	76	14.447	1:23.097	22	2 LAPS	1:32.515	76	15.914	1:23.764	76	18.469	1:23.672	76	20.179	1:23.307
48	1 LAP	1:29.811	7	1 LAP	1:29.104	76	15.304	1:23.284	68	2 LAPS	1:33.457	56	1 LAP	1:27.908	15	1 LAP	1:28.957
83	26.128	1:22.932	57	1 LAP	1:29.861	53	1 LAP	1:30.691	35	2 LAPS	1:32.378	58	1 LAP	1:27.353	56	1 LAP	1:27.396
75	26.802	1:23.840	33	1 LAP	1:30.190	7	1 LAP	1:29.191	22	2 LAPS	1:32.470	66	1 LAP	1:35.355	58	1 LAP	1:28.335
55	1 LAP	1:30.706	61	1 LAP	1:28.825	57	1 LAP	1:28.218	7	1 LAP	1:28.165	68	2 LAPS	1:33.045	42	2 LAPS	1:32.466
81	33.782	1:25.421	83	29.473	1:25.257	41	2 LAPS	1:35.831	53	1 LAP	1:34.838	35	2 LAPS	1:32.321	53	2 LAPS	2:46.698
99	1 LAP	1:30.976	75	29.592	1:24.702	33	1 LAP	1:29.126	57	1 LAP	1:27.446	22	2 LAPS	1:32.454	21	3 LAPS	1:39.023
47	1 LAP	1:31.159	71	1 LAP	1:30.863	83	31.120	1:24.074	75	32.277	1:23.808	75	35.484	1:24.324	75	37.215	1:23.328
88	39.255	1:24.166	48	1 LAP	1:32.910	75	31.623	1:24.458	83	33.759	1:25.793	83	36.369	1:23.727	83	38.394	1:23.622
94	1 LAP	1:30.550	81	35.704	1:23.834	37	3 LAPS	1:44.312	33	1 LAP	1:29.839	7	1 LAP	1:28.397	68	2 LAPS	1:32.653
72	44.900	1:24.904	55	1 LAP	1:31.392	61	1 LAP	1:31.757	81	37.836	1:23.629	57	1 LAP	1:29.486	81	42.676	1:23.912
32	1 LAP	1:32.877	40	2 LAPS	1:38.852	81	37.361	1:24.084	41	2 LAPS	1:35.269	81	40.361	1:23.642	35	2 LAPS	1:32.502
21	2 LAPS	1:39.937	88	43.652	1:26.309	71	1 LAP	1:30.625	61	1 LAP	1:30.197	33	1 LAP	1:29.996	7	1 LAP	1:28.734
85	51.979	1:25.392	99	1 LAP	1:31.428	48	1 LAP	1:29.699	71	1 LAP	1:30.110	88	51.340	1:24.642	22	2 LAPS	1:33.963
43	1 LAP	1:33.374	47	1 LAP	1:32.143	55	1 LAP	1:30.297	88	47.815	1:25.338	61	1 LAP	1:30.201	57	1 LAP	1:29.368
77	59.688	1:25.530	72	47.519	1:24.531	88	45.631	1:24.406	48	1 LAP	1:29.975	41	2 LAPS	1:36.776	33	1 LAP	1:29.469
84	1:00.076	1:25.485	94	1 LAP	1:30.412	72	49.849	1:24.757	72	52.126	1:25.431	71	1 LAP	1:29.079	88	54.188	1:24.445
42	1 LAP	1:32.746	85	55.447	1:25.380	40	2 LAPS	1:36.415	55	1 LAP	1:30.792	72	56.156	1:25.147	72	59.088	1:24.529
96	1:11.418	1:28.043	32	1 LAP	1:31.351	99	1 LAP	1:30.430	37	3 LAPS	1:45.976	48	1 LAP	1:29.809	61	1 LAP	1:30.126
91	1:12.135	1:26.793	77	1:03.986	1:26.210	47	1 LAP	1:30.844	85	1:01.708	1:26.471	55	1 LAP	1:29.958	71	1 LAP	1:30.159
68	1 LAP	1:33.717	84	1:04.307	1:26.143	94	1 LAP	1:30.815	99	1 LAP	1:32.494	85	1:05.556	1:24.965	48	1 LAP	1:30.221
15	1:19.542	1:27.771	21	2 LAPS	1:39.490	85	58.391	1:25.371	47	1 LAP	1:31.843	99	1 LAP	1:30.947	85	1:08.664	1:24.705
97	1:20.689	1:27.568	43	1 LAP	1:32.352	32	1 LAP	1:30.724	94	1 LAP	1:31.810	47	1 LAP	1:31.414	41	2 LAPS	1:37.070
35	1 LAP	1:33.381	42	1 LAP	1:32.263	77	1:07.405	1:25.846	40	2 LAPS	1:39.184	84	1:16.402	1:26.821	55	1 LAP	1:30.278
			96	1:17.386	1:27.880	84	1:08.003	1:26.123	84	1:10.698	1:25.849	77	1:17.872	1:26.633	84	1:20.697	1:25.892
			91	1:17.470	1:27.247	43	1 LAP	1:33.745	32	1 LAP	1:31.461	94	1 LAP	1:32.832	99	1 LAP	1:30.292
						96	1:22.752	1:27.793	77	1:12.356	1:28.105						
						21	2 LAPS	1:38.760									

Session Start: 09:12:59 - Finish: 11:13:35

Weather/Track Conditions: Sun / Dry

Circuit: Donington Park National

Track Length: 3.185 Km - 1.9791 miles

Donington Historic Festival - 28 - 30 Apr 2017

GT & Sports Car Cup for pre-66 GT & pre-63 sportscars

Race 11 - Lap Chart

Lap 19			Lap 20			Lap 21			Lap 22			Lap 23			Lap 24		
NO	Behind	Laptime	NO	Behind	Laptime	NO	Behind	Laptime	NO	Behind	Laptime	NO	Behind	Laptime	NO	Behind	Laptime
2		1:21.833	2		1:27.079	2		1:21.204	2		1:21.622	2		1:23.630	2		1:21.267
77	1 LAP	1:26.989	84	1 LAP	1:30.051	84	1 LAP	1:25.004	71	2 LAPS	1:30.198	68	3 LAPS	1:33.489	85	1 LAP	1:25.497
47	2 LAPS	1:33.237	77	1 LAP	1:29.173	77	1 LAP	1:26.252	21	4 LAPS	1:39.841	35	3 LAPS	1:33.508	33	2 LAPS	1:28.725
94	2 LAPS	1:30.392	99	2 LAPS	1:33.998	41	3 LAPS	1:35.899	48	2 LAPS	1:29.153	22	3 LAPS	1:33.046	68	3 LAPS	1:33.628
32	2 LAPS	1:34.567	47	2 LAPS	1:31.458	99	2 LAPS	1:29.803	61	2 LAPS	1:35.868	71	2 LAPS	1:29.659	71	2 LAPS	1:29.763
91	1 LAP	1:27.355	94	2 LAPS	1:30.965	66	3 LAPS	1:26.598	84	1 LAP	1:24.528	55	3 LAPS	1:34.759	84	1 LAP	1:26.960
96	1 LAP	1:28.085	66	3 LAPS	3:53.110	94	2 LAPS	1:30.339	77	1 LAP	1:25.501	48	2 LAPS	1:30.643	22	3 LAPS	1:34.658
40	3 LAPS	1:36.789	91	1 LAP	1:26.695	47	2 LAPS	1:31.460	76	21.253	1:23.377	84	1 LAP	1:26.467	48	2 LAPS	1:30.090
76	20.812	1:22.466	76	17.803	1:24.070	76	19.498	1:22.899	66	3 LAPS	1:27.039	43	3 LAPS	2:04.060	35	3 LAPS	1:38.322
97	1 LAP	1:28.604	96	1 LAP	1:29.515	91	1 LAP	1:27.030	99	2 LAPS	1:31.428	77	1 LAP	1:25.948	77	1 LAP	1:27.728
37	4 LAPS	1:44.882	32	2 LAPS	1:32.912	96	1 LAP	1:27.239	94	2 LAPS	1:30.624	37	5 LAPS	1:49.882	76	21.638	1:22.490
15	1 LAP	1:28.356	97	1 LAP	1:27.140	97	1 LAP	1:26.013	41	3 LAPS	1:36.109	21	4 LAPS	1:40.658	55	3 LAPS	1:33.920
43	2 LAPS	1:33.141	40	3 LAPS	1:36.746	32	2 LAPS	1:30.215	47	2 LAPS	1:30.243	76	20.415	1:22.792	43	3 LAPS	1:37.436
56	1 LAP	1:27.362	15	1 LAP	1:29.968	75	39.138	1:24.108	91	1 LAP	1:27.391	66	3 LAPS	1:25.551	66	3 LAPS	1:27.430
58	1 LAP	1:26.766	75	36.234	1:24.281	15	1 LAP	1:28.830	96	1 LAP	1:27.183	99	2 LAPS	1:29.360	21	4 LAPS	1:38.751
42	2 LAPS	1:32.632	56	1 LAP	1:32.122	83	40.306	1:23.472	97	1 LAP	1:25.325	91	1 LAP	1:28.165	91	1 LAP	1:28.146
75	39.032	1:23.650	83	38.038	1:25.111	40	3 LAPS	1:36.619	32	2 LAPS	1:30.128	47	2 LAPS	1:31.380	99	2 LAPS	1:31.091
83	40.006	1:23.445	58	1 LAP	1:32.874	56	1 LAP	1:27.725	75	40.097	1:22.581	94	2 LAPS	1:32.218	97	1 LAP	1:27.732
53	2 LAPS	1:31.358	43	2 LAPS	1:37.056	81	47.428	1:24.304	83	41.379	1:22.695	96	1 LAP	1:28.020	75	43.361	1:24.480
81	45.243	1:24.400	81	44.328	1:26.164	58	1 LAP	1:33.080	15	1 LAP	1:28.275	97	1 LAP	1:26.526	83	43.778	1:24.364
7	1 LAP	1:28.706	42	2 LAPS	1:32.562	43	2 LAPS	1:32.549	56	1 LAP	1:27.035	75	40.148	1:23.681	37	5 LAPS	1:45.938
21	3 LAPS	1:38.518	53	2 LAPS	1:31.223	42	2 LAPS	1:30.871	81	50.110	1:24.304	41	3 LAPS	1:36.787	47	2 LAPS	1:30.751
68	2 LAPS	1:33.492	37	4 LAPS	1:48.436	53	2 LAPS	1:29.443	40	3 LAPS	1:35.321	83	40.681	1:22.932	96	1 LAP	1:29.995
57	1 LAP	1:28.528	7	1 LAP	1:30.160	7	1 LAP	1:28.673	42	2 LAPS	1:31.587	32	2 LAPS	1:29.702	94	2 LAPS	1:32.494
35	2 LAPS	1:34.240	57	1 LAP	1:28.916	57	1 LAP	1:27.696	53	2 LAPS	1:30.355	81	50.562	1:24.082	41	3 LAPS	1:34.099
22	2 LAPS	1:32.291	88	58.222	1:28.585	88	1:01.832	1:24.814	88	1:04.420	1:24.210	15	1 LAP	1:29.405	32	2 LAPS	1:30.407
88	56.716	1:24.361	68	2 LAPS	1:34.551	72	1:05.976	1:25.520	7	1 LAP	1:29.069	56	1 LAP	1:27.704	81	58.032	1:28.737
33	1 LAP	1:30.010	72	1:01.660	1:27.037	68	2 LAPS	1:32.878	72	1:09.123	1:24.769	58	2 LAPS	2:58.447	56	1 LAP	1:27.691
72	1:01.702	1:24.447	33	1 LAP	1:32.655	33	1 LAP	1:30.937	57	1 LAP	1:31.037	88	1:05.117	1:24.327	15	1 LAP	1:28.985
61	1 LAP	1:28.775	35	2 LAPS	1:36.513	37	4 LAPS	1:48.503	85	1:20.532	1:26.481	40	3 LAPS	1:34.499	88	1:07.983	1:24.133
71	1 LAP	1:29.089	21	3 LAPS	1:40.252	85	1:15.673	1:26.885	33	1 LAP	1:30.619	53	2 LAPS	1:29.108	72	1:15.472	1:25.733
85	1:11.661	1:24.830	22	2 LAPS	1:36.205	35	2 LAPS	1:32.245				72	1:11.006	1:25.513	58	2 LAPS	1:32.916
48	1 LAP	1:29.717	55	2 LAPS	2:44.689	22	2 LAPS	1:32.885				61	2 LAPS	2:31.107	53	2 LAPS	1:30.617
41	2 LAPS	1:37.856	85	1:09.992	1:25.410	55	2 LAPS	1:34.776				7	1 LAP	1:29.353	40	3 LAPS	1:34.775
			61	1 LAP	1:30.891							42	2 LAPS	1:33.841	7	1 LAP	1:28.604
			71	1 LAP	1:29.269							57	1 LAP	1:27.685			
			48	1 LAP	1:29.530												

Session Start: 09:12:59 - Finish: 11:13:35

Weather/Track Conditions: Sun / Dry

Circuit: Donington Park National

Track Length: 3.185 Km - 1.9791 miles

Donington Historic Festival - 28 - 30 Apr 2017

GT & Sports Car Cup for pre-66 GT & pre-63 sportscars

Race 11 - Lap Chart

Lap 25			Lap 26			Lap 27			Lap 28			Lap 29			Lap 30		
NO	Behind	Laptime	NO	Behind	Laptime	NO	Behind	Laptime	NO	Behind	Laptime	NO	Behind	Laptime	NO	Behind	Laptime
2		1:22.135	2		1:21.456	2		1:23.331	2		1:24.430	2		1:21.483	2		1:21.656
57	2 LAPS	1:28.480	58	3 LAPS	1:31.741	41	4 LAPS	1:42.963	32	3 LAPS	1:33.076	15	3 LAPS	2:47.988	47	3 LAPS	1:30.469
61	3 LAPS	1:31.654	53	3 LAPS	1:29.457	37	6 LAPS	1:46.839	85	2 LAPS	2:38.100	72	1 LAP	1:24.542	56	2 LAPS	1:27.021
42	3 LAPS	1:32.737	7	2 LAPS	1:27.701	7	2 LAPS	1:30.118	21	5 LAPS	1:39.489	85	2 LAPS	1:27.934	72	1 LAP	1:24.778
85	1 LAP	1:24.792	57	2 LAPS	1:27.904	53	3 LAPS	1:31.630	7	2 LAPS	1:29.391	32	3 LAPS	1:31.760	85	2 LAPS	1:26.514
33	2 LAPS	1:28.895	61	3 LAPS	1:29.697	58	3 LAPS	1:33.387	53	3 LAPS	1:29.206	76	1 LAP	2:34.222	15	3 LAPS	1:35.838
84	1 LAP	1:26.774	85	1 LAP	1:29.306	57	2 LAPS	1:30.827	57	2 LAPS	1:29.359	57	2 LAPS	1:27.283	76	1 LAP	1:22.704
76	23.112	1:23.609	40	4 LAPS	1:35.864	61	3 LAPS	1:28.294	61	3 LAPS	1:29.910	61	3 LAPS	1:28.107	32	3 LAPS	1:31.007
71	2 LAPS	1:29.747	42	3 LAPS	1:32.185	42	3 LAPS	1:33.705	58	3 LAPS	1:33.951	21	5 LAPS	1:44.757	57	2 LAPS	1:28.638
68	3 LAPS	1:33.323	35	4 LAPS	2:37.780	40	4 LAPS	1:35.252	42	3 LAPS	1:33.762	7	2 LAPS	1:33.170	55	4 LAPS	2:15.908
77	1 LAP	1:26.832	43	4 LAPS	2:33.156	43	4 LAPS	1:32.603	33	2 LAPS	1:31.301	58	3 LAPS	1:31.559	61	3 LAPS	1:30.863
48	2 LAPS	1:29.932	33	2 LAPS	1:28.266	35	4 LAPS	1:35.340	81	1 LAP	1:30.662	53	3 LAPS	1:37.782	37	7 LAPS	2:45.809
22	3 LAPS	1:33.217	76	24.619	1:22.963	33	2 LAPS	1:30.251	84	1 LAP	1:30.582	81	1 LAP	1:24.749	58	3 LAPS	1:31.052
55	3 LAPS	1:30.606	81	1 LAP	2:11.280	81	1 LAP	1:26.205	40	4 LAPS	1:35.794	84	1 LAP	1:27.129	81	1 LAP	1:26.542
66	3 LAPS	1:24.999	84	1 LAP	1:25.966	84	1 LAP	1:26.684	77	1 LAP	1:26.623	77	1 LAP	1:27.136	53	3 LAPS	1:31.582
91	1 LAP	1:26.276	71	2 LAPS	1:29.740	76	30.245	1:28.957	43	4 LAPS	1:36.123	33	2 LAPS	1:31.344	77	1 LAP	1:26.111
75	45.503	1:24.277	77	1 LAP	1:27.907	77	1 LAP	1:26.138	35	4 LAPS	1:36.122	42	3 LAPS	1:33.837	84	1 LAP	1:28.373
83	46.587	1:24.944	48	2 LAPS	1:29.992	71	2 LAPS	1:30.650	37	6 LAPS	1:52.823	66	3 LAPS	1:26.231	33	2 LAPS	1:28.106
97	1 LAP	1:27.864	68	3 LAPS	1:33.684	66	3 LAPS	1:26.232	66	3 LAPS	1:25.372	43	4 LAPS	1:33.112	66	3 LAPS	1:25.502
96	1 LAP	1:28.428	66	3 LAPS	1:26.262	48	2 LAPS	1:30.559	71	2 LAPS	1:30.285	75	50.386	1:23.761	75	53.556	1:24.826
99	2 LAPS	1:33.849	22	3 LAPS	1:32.689	68	3 LAPS	1:33.751	48	2 LAPS	1:29.622	35	4 LAPS	1:32.861	83	57.907	1:28.891
47	2 LAPS	1:30.581	55	3 LAPS	1:32.001	75	48.852	1:25.248	75	48.108	1:23.686	83	50.672	1:23.523	43	4 LAPS	1:31.268
94	2 LAPS	1:29.861	75	46.935	1:22.888	55	3 LAPS	1:31.359	83	48.632	1:23.888	40	4 LAPS	1:37.985	42	3 LAPS	1:36.148
21	4 LAPS	1:39.872	83	48.763	1:23.632	83	49.174	1:23.742	91	1 LAP	1:29.384	71	2 LAPS	1:30.524	35	4 LAPS	1:32.969
32	2 LAPS	1:32.710	91	1 LAP	1:26.897	22	3 LAPS	1:33.666	94	3 LAPS	2:37.585	48	2 LAPS	1:28.825	48	2 LAPS	1:29.847
56	1 LAP	1:28.445	96	1 LAP	1:28.692	91	1 LAP	1:26.085	68	3 LAPS	1:38.694	91	1 LAP	1:25.718	71	2 LAPS	1:32.872
15	1 LAP	1:30.252	99	2 LAPS	1:30.005	96	1 LAP	1:28.741	22	3 LAPS	1:33.957	94	3 LAPS	1:31.476	91	1 LAP	1:33.596
37	5 LAPS	1:46.842	47	2 LAPS	1:30.721	99	2 LAPS	1:29.470	41	4 LAPS	2:18.375	41	4 LAPS	1:33.845	94	3 LAPS	1:30.920
88	1:09.508	1:23.660	94	2 LAPS	1:36.207	47	2 LAPS	1:30.314	55	3 LAPS	1:37.343	96	1 LAP	1:27.896	96	1 LAP	1:28.146
41	3 LAPS	1:38.446	21	4 LAPS	1:38.148	88	1:13.994	1:24.473	96	1 LAP	1:28.039	88	1:17.601	1:25.034	88	1:21.406	1:25.461
72	1:17.422	1:24.085	56	1 LAP	1:27.365	56	1 LAP	1:28.823	99	2 LAPS	1:29.330	22	3 LAPS	1:38.477			
			88	1:12.852	1:24.800	72	1:24.256	1:26.292	88	1:14.050	1:24.486	99	2 LAPS	1:30.990			
			32	2 LAPS	1:30.837				47	2 LAPS	1:30.369						
			72	1:21.295	1:25.329				56	1 LAP	1:27.745						
			15	1 LAP	1:34.829												

Session Start: 09:12:59 - Finish: 11:13:35

Weather/Track Conditions: Sun / Dry

Circuit: Donington Park National

Track Length: 3.185 Km - 1.9791 miles

Donington Historic Festival - 28 - 30 Apr 2017

GT & Sports Car Cup for pre-66 GT & pre-63 sportscars

Race 11 - Lap Chart

Lap 31			Lap 32			Lap 33			Lap 34			Lap 35			Lap 36		
NO	Behind	Laptime	NO	Behind	Laptime	NO	Behind	Laptime	NO	Behind	Laptime	NO	Behind	Laptime	NO	Behind	Laptime
2		1:22.709	2		1:22.413	2		1:21.172	2		1:22.858	2		1:29.400	2		2:41.209
21	6 LAPS	2:20.196	88	1 LAP	1:24.713	35	5 LAPS	1:33.453	40	6 LAPS	1:33.856	71	4 LAPS	1:32.243	56	2 LAPS	1:27.396
41	5 LAPS	1:34.115	96	2 LAPS	1:28.402	88	1 LAP	1:23.367	71	4 LAPS	1:32.783	40	6 LAPS	1:33.549	42	4 LAPS	1:31.502
72	1 LAP	1:25.956	94	4 LAPS	1:31.084	96	2 LAPS	1:28.049	43	5 LAPS	1:32.130	43	5 LAPS	1:31.340	48	3 LAPS	1:30.551
99	3 LAPS	1:32.825	21	6 LAPS	1:27.035	21	6 LAPS	1:27.036	88	1 LAP	1:31.781	75	1 LAP	2:01.030	47	3 LAPS	1:28.831
47	3 LAPS	1:30.374	72	1 LAP	1:24.619	94	4 LAPS	1:31.150	37	8 LAPS	1:40.075	21	6 LAPS	1:27.829	91	2 LAPS	1:25.732
56	2 LAPS	1:29.168	22	5 LAPS	3:01.679	72	1 LAP	1:29.783	35	5 LAPS	1:33.560	96	2 LAPS	1:30.119	72	1 LAP	1:25.965
68	5 LAPS	3:16.712	41	5 LAPS	1:32.392	53	4 LAPS	2:11.780	96	2 LAPS	1:28.857	83	1 LAP	1:25.294	33	3 LAPS	1:26.964
85	2 LAPS	1:28.686	47	3 LAPS	1:31.895	22	5 LAPS	1:33.386	21	6 LAPS	1:27.486	37	8 LAPS	1:39.100	58	3 LAPS	1:31.152
7	3 LAPS	2:37.348	56	2 LAPS	1:32.917	83	1 LAP	1:22.990	94	4 LAPS	1:31.757	94	4 LAPS	1:31.455	75	18.772	1:22.127
76	1 LAP	1:29.103	83	1 LAP	2:10.404	41	5 LAPS	1:32.307	83	1 LAP	1:23.622	76	1 LAP	1:22.631	83	26.540	1:23.726
32	3 LAPS	1:32.215	68	5 LAPS	1:34.997	85	2 LAPS	1:28.065	53	4 LAPS	1:30.041	53	4 LAPS	1:30.155	71	3 LAPS	1:31.189
97	6 LAPS	7:59.140	85	2 LAPS	1:27.450	76	1 LAP	1:25.570	76	1 LAP	1:24.531	35	5 LAPS	1:46.377	21	5 LAPS	1:27.165
57	2 LAPS	1:27.499	99	3 LAPS	1:37.473	47	3 LAPS	1:36.689	41	5 LAPS	1:33.744	85	2 LAPS	1:27.447	43	4 LAPS	1:32.087
55	4 LAPS	1:28.329	76	1 LAP	1:23.673	68	5 LAPS	1:34.069	85	2 LAPS	1:28.631	41	5 LAPS	1:33.222	76	32.473	1:22.975
61	3 LAPS	1:28.483	84	2 LAPS	2:29.903	84	2 LAPS	1:26.236	22	5 LAPS	1:36.212	22	5 LAPS	1:31.740	40	5 LAPS	1:35.462
81	1 LAP	1:23.853	7	3 LAPS	1:36.250	7	3 LAPS	1:32.598	97	7 LAPS	2:45.952	77	2 LAPS	2:23.039	94	3 LAPS	1:30.339
53	3 LAPS	1:32.346	32	3 LAPS	1:30.621	32	3 LAPS	1:31.337	84	2 LAPS	1:30.070	84	2 LAPS	1:27.219	53	3 LAPS	1:28.832
58	3 LAPS	1:33.795	97	6 LAPS	1:31.897	81	1 LAP	1:23.570	68	5 LAPS	1:35.327	97	7 LAPS	1:31.887	85	1 LAP	1:27.861
77	1 LAP	1:29.369	55	4 LAPS	1:27.866	55	4 LAPS	1:27.936	81	1 LAP	1:27.572	81	1 LAP	1:25.477	77	1 LAP	1:26.025
66	3 LAPS	1:26.498	81	1 LAP	1:24.389	15	4 LAPS	1:28.918	99	4 LAPS	3:12.295	88	1 LAP	2:08.465	37	7 LAPS	1:38.211
75	55.739	1:24.892	57	2 LAPS	1:32.113	66	3 LAPS	1:24.989	57	3 LAPS	2:55.814	68	5 LAPS	1:35.108	84	1 LAP	1:26.612
33	2 LAPS	1:30.446	61	3 LAPS	1:28.588	42	4 LAPS	1:31.619	32	3 LAPS	1:33.702	57	3 LAPS	1:30.480	81	57.394	1:24.341
40	5 LAPS	2:50.608	15	4 LAPS	3:21.185	75	1:06.431	1:29.942	7	3 LAPS	1:34.928	55	4 LAPS	1:28.984	88	59.096	1:25.008
37	7 LAPS	1:41.695	42	4 LAPS	2:39.391	48	3 LAPS	2:37.077	55	4 LAPS	1:29.931	99	4 LAPS	1:37.888	41	4 LAPS	1:32.772
43	4 LAPS	1:31.228	75	57.661	1:24.335	77	1 LAP	1:31.047	15	4 LAPS	1:28.560	66	3 LAPS	1:27.098	22	4 LAPS	1:32.944
35	4 LAPS	1:33.552	66	3 LAPS	1:27.010	56	2 LAPS	2:14.648	66	3 LAPS	1:24.579	32	3 LAPS	1:33.736	97	6 LAPS	1:29.877
48	2 LAPS	1:36.082	77	1 LAP	1:28.832	58	3 LAPS	1:32.306	42	4 LAPS	1:30.379	7	3 LAPS	1:34.572	35	5 LAPS	3:21.951
			58	3 LAPS	1:33.377	91	2 LAPS	1:27.901	48	3 LAPS	1:29.132	15	4 LAPS	1:30.106	66	2 LAPS	1:25.744
			33	2 LAPS	1:35.483				47	3 LAPS	2:07.150	42	4 LAPS	1:30.336	55	3 LAPS	1:29.072
			40	5 LAPS	1:35.086				56	2 LAPS	1:27.883	48	3 LAPS	1:28.368	57	2 LAPS	1:31.052
			71	3 LAPS	2:54.010				58	3 LAPS	1:30.451	56	2 LAPS	1:26.745	68	4 LAPS	1:34.772
			91	2 LAPS	2:45.973				91	2 LAPS	1:27.353	47	3 LAPS	1:29.033	15	3 LAPS	1:30.136
			37	7 LAPS	1:38.129				33	3 LAPS	2:58.710	91	2 LAPS	1:27.414	32	2 LAPS	1:31.015
			43	4 LAPS	1:32.185				72	1 LAP	2:30.156	72	1 LAP	1:27.285	7	2 LAPS	1:31.913
												33	3 LAPS	1:29.391			
												58	3 LAPS	1:32.837			
												71	3 LAPS	1:31.429			
												75	1:37.854	1:22.651			
												40	5 LAPS	1:33.438			

Session Start: 09:12:59 - Finish: 11:13:35

Weather/Track Conditions: Sun / Dry

Circuit: Donington Park National

Track Length: 3.185 Km - 1.9791 miles

Donington Historic Festival - 28 - 30 Apr 2017

GT & Sports Car Cup for pre-66 GT & pre-63 sportscars

Race 11 - Lap Chart

Lap 37			Lap 38			Lap 39			Lap 40			Lap 41			Lap 42		
NO	Behind	Laptime	NO	Behind	Laptime	NO	Behind	Laptime	NO	Behind	Laptime	NO	Behind	Laptime	NO	Behind	Laptime
2		1:29.916	2		1:28.994	2		1:27.235	2		1:35.233	2		2:44.330	2		2:39.554
96	2 LAPS	2:21.964	56	2 LAPS	1:27.810	91	2 LAPS	1:26.852	35	6 LAPS	1:42.417	35	6 LAPS	2:44.042	35	6 LAPS	2:39.750
56	2 LAPS	1:27.950	7	3 LAPS	1:33.345	75	8.375	1:27.431	91	2 LAPS	1:33.059	91	2 LAPS	2:44.607	91	2 LAPS	2:40.001
99	4 LAPS	1:36.629	91	2 LAPS	1:27.879	72	1 LAP	1:31.405	75	3.198	1:30.056	75	3.266	2:44.398	75	3.574	2:39.862
42	4 LAPS	1:30.827	32	3 LAPS	1:38.603	68	5 LAPS	1:40.113	83	4.270	1:28.232	83	4.128	2:44.188	83	4.771	2:40.197
91	2 LAPS	1:27.960	72	1 LAP	1:27.484	83	11.271	1:25.422	72	1 LAP	1:31.646	72	1 LAP	2:44.535	72	1 LAP	2:39.885
48	3 LAPS	1:31.525	42	4 LAPS	1:31.520	33	3 LAPS	1:30.775	68	5 LAPS	1:37.588	68	5 LAPS	2:41.775	68	5 LAPS	2:37.688
72	1 LAP	1:26.659	48	3 LAPS	1:30.676	47	3 LAPS	1:32.355	33	3 LAPS	1:35.179	33	3 LAPS	2:42.743	33	3 LAPS	2:37.311
47	3 LAPS	1:30.548	75	8.179	1:25.166	42	4 LAPS	1:35.610	47	3 LAPS	1:35.721	47	3 LAPS	2:42.671	47	3 LAPS	2:37.326
33	3 LAPS	1:26.533	47	3 LAPS	1:31.034	21	5 LAPS	1:30.006	42	4 LAPS	1:36.141	42	4 LAPS	2:42.519	42	4 LAPS	2:37.320
75	12.007	1:23.151	33	3 LAPS	1:30.840	48	3 LAPS	1:45.694	21	5 LAPS	1:30.785	21	5 LAPS	2:40.873	21	5 LAPS	2:37.718
83	18.988	1:22.364	83	13.084	1:23.090	7	3 LAPS	1:51.934	48	3 LAPS	1:32.808	48	3 LAPS	2:38.345	48	3 LAPS	2:37.962
58	3 LAPS	1:32.179	99	4 LAPS	1:37.488	58	3 LAPS	1:36.013	76	27.039	1:28.368	76	20.322	2:37.613	76	17.725	2:36.957
21	5 LAPS	1:26.465	76	20.985	1:23.318	99	4 LAPS	1:47.636	7	3 LAPS	1:37.614	7	3 LAPS	2:35.727	7	3 LAPS	2:35.797
76	26.661	1:24.104	58	3 LAPS	1:30.887	76	33.904	1:40.154	58	3 LAPS	1:38.722	58	3 LAPS	2:35.191	58	3 LAPS	2:35.545
71	3 LAPS	1:31.624	21	5 LAPS	1:26.921	71	3 LAPS	1:34.906	99	4 LAPS	1:42.674	99	4 LAPS	2:29.013	99	4 LAPS	2:35.954
43	4 LAPS	1:31.280	61	8 LAPS	9:28.366	43	4 LAPS	1:34.702	71	3 LAPS	1:39.665	71	3 LAPS	2:28.751	71	3 LAPS	2:36.350
40	5 LAPS	1:31.847	71	3 LAPS	1:30.859	85	1 LAP	1:30.583	43	4 LAPS	1:36.572	43	4 LAPS	2:30.199	43	4 LAPS	2:37.579
94	3 LAPS	1:30.526	43	4 LAPS	1:31.466	40	5 LAPS	1:39.110	85	1 LAP	1:40.127	85	1 LAP	2:24.732	85	1 LAP	2:36.476
85	1 LAP	1:29.031	40	5 LAPS	1:31.959	81	51.529	1:32.265	40	5 LAPS	1:40.456	40	5 LAPS	2:22.094	40	5 LAPS	2:35.831
53	3 LAPS	1:31.615	85	1 LAP	1:25.861	77	1 LAP	1:32.905	81	57.154	1:40.858	81	34.676	2:21.852	81	31.817	2:36.695
77	1 LAP	1:25.145	77	1 LAP	1:25.168	88	52.680	1:30.612	77	1 LAP	1:41.932	77	1 LAP	2:21.139	77	1 LAP	2:37.032
81	51.014	1:23.536	81	46.499	1:24.479	84	1 LAP	1:32.298	88	59.350	1:41.903	88	36.396	2:21.376	88	33.704	2:36.862
88	53.897	1:24.717	94	3 LAPS	1:31.224	94	3 LAPS	1:36.948	84	1 LAP	1:39.289	84	1 LAP	2:21.972	84	1 LAP	2:36.464
84	1 LAP	1:28.189	88	49.303	1:24.400	53	3 LAPS	1:40.523	15	4 LAPS	2:39.841	15	4 LAPS	2:20.538	15	4 LAPS	2:36.552
37	7 LAPS	1:38.228	53	3 LAPS	1:31.520	66	2 LAPS	1:28.629	94	3 LAPS	1:43.609	94	3 LAPS	2:18.911	94	3 LAPS	2:37.330
97	6 LAPS	1:30.093	84	1 LAP	1:24.810	97	6 LAPS	1:32.030	53	3 LAPS	1:38.831	53	3 LAPS	2:19.192	53	3 LAPS	2:37.194
41	4 LAPS	1:33.480	97	6 LAPS	1:28.665	32	3 LAPS	2:36.994	97	6 LAPS	1:34.804	97	6 LAPS	2:16.903	97	6 LAPS	2:37.204
66	2 LAPS	1:25.528	66	2 LAPS	1:26.301	41	4 LAPS	1:38.337	32	3 LAPS	1:50.496	32	3 LAPS	1:58.622	32	3 LAPS	2:37.128
22	4 LAPS	1:33.474	37	7 LAPS	1:36.161	22	4 LAPS	1:39.541	41	4 LAPS	1:42.663	41	4 LAPS	1:59.757	41	4 LAPS	2:36.736
35	5 LAPS	1:35.608	41	4 LAPS	1:31.968	55	3 LAPS	1:38.038	22	4 LAPS	2:48.484	22	4 LAPS	2:38.904	66	4 LAPS	6:37.580
55	3 LAPS	1:30.229	22	4 LAPS	1:32.068	37	7 LAPS	1:43.571	55	3 LAPS	2:48.246	55	3 LAPS	2:39.289	22	4 LAPS	2:29.872
57	2 LAPS	1:30.382	55	3 LAPS	1:27.598	61	8 LAPS	2:36.639	37	7 LAPS	2:48.487	37	7 LAPS	2:39.680	55	3 LAPS	2:30.011
15	3 LAPS	1:28.674	35	5 LAPS	1:33.998	96	1 LAP	1:33.573	61	8 LAPS	2:45.875	61	8 LAPS	2:39.092	37	7 LAPS	2:29.853
68	4 LAPS	1:33.213	57	2 LAPS	1:31.677	57	2 LAPS	1:37.024	96	1 LAP	2:45.141	96	1 LAP	2:39.560	61	8 LAPS	2:29.968
96	1 LAP	1:27.972	15	3 LAPS	1:33.760				57	2 LAPS	2:44.654	57	2 LAPS	2:39.500	96	1 LAP	2:29.525
			96	1 LAP	1:26.888										57	2 LAPS	2:29.827

Session Start: 09:12:59 - Finish: 11:13:35

Weather/Track Conditions: Sun / Dry

Circuit: Donington Park National

Track Length: 3.185 Km - 1.9791 miles

Donington Historic Festival - 28 - 30 Apr 2017

GT & Sports Car Cup for pre-66 GT & pre-63 sportscars

Race 11 - Lap Chart

Lap 43			Lap 44			Lap 45			Lap 46			Lap 47			Lap 48		
NO	Behind	Laptime	NO	Behind	Laptime	NO	Behind	Laptime	NO	Behind	Laptime	NO	Behind	Laptime	NO	Behind	Laptime
2		2:29.775	2		2:42.510	75		2:25.396	75		2:21.062	75		1:59.288	75		1:22.019
35	6 LAPS	2:30.130	35	6 LAPS	2:42.246	83	0.653	2:25.063	83	0.614	2:21.023	83	0.512	1:59.186	83	1.131	1:22.638
91	2 LAPS	2:29.623	91	2 LAPS	2:42.471	2	0.833	2:29.151	35	6 LAPS	2:25.191	33	3 LAPS	1:56.073	33	3 LAPS	1:26.518
75	4.582	2:30.783	75	2.922	2:40.850	91	2 LAPS	2:26.869	68	5 LAPS	2:22.218	47	3 LAPS	1:57.037	47	3 LAPS	1:27.946
83	5.340	2:30.344	83	3.908	2:41.078	72	1 LAP	2:24.961	33	3 LAPS	2:22.574	21	5 LAPS	1:56.140	21	5 LAPS	1:27.815
72	1 LAP	2:29.725	72	1 LAP	2:41.281	68	5 LAPS	2:24.191	47	3 LAPS	2:23.036	48	3 LAPS	1:55.895	48	3 LAPS	1:27.992
68	5 LAPS	2:30.693	68	5 LAPS	2:40.428	33	3 LAPS	2:23.857	72	1 LAP	2:26.697	68	5 LAPS	2:01.800	77	1 LAP	1:27.257
33	3 LAPS	2:30.604	33	3 LAPS	2:39.666	47	3 LAPS	2:19.344	21	5 LAPS	2:21.977	58	3 LAPS	1:59.033	85	1 LAP	1:29.741
47	3 LAPS	2:30.971	47	3 LAPS	2:43.123	42	4 LAPS	2:19.072	48	3 LAPS	2:22.171	76	12.825	2:02.812	99	4 LAPS	1:36.363
42	4 LAPS	2:31.263	42	4 LAPS	2:43.210	21	5 LAPS	2:18.715	76	9.301	2:22.207	99	4 LAPS	1:57.463	71	3 LAPS	1:36.350
21	5 LAPS	2:32.574	21	5 LAPS	2:41.331	48	3 LAPS	2:17.850	7	3 LAPS	2:22.289	71	3 LAPS	1:57.398	94	3 LAPS	1:33.366
48	3 LAPS	2:31.816	48	3 LAPS	2:41.735	76	8.156	2:17.138	42	4 LAPS	2:25.526	43	4 LAPS	1:57.014	81	29.082	1:29.676
76	19.786	2:31.836	76	19.336	2:42.060	7	3 LAPS	2:16.561	58	3 LAPS	2:23.013	85	1 LAP	1:56.327	2	29.212	1:28.228
7	3 LAPS	2:32.005	7	3 LAPS	2:42.397	58	3 LAPS	2:15.809	99	4 LAPS	2:22.935	7	3 LAPS	2:04.200	43	4 LAPS	1:37.075
58	3 LAPS	2:31.855	58	3 LAPS	2:43.708	99	4 LAPS	2:16.451	71	3 LAPS	2:22.639	40	5 LAPS	1:56.869	97	6 LAPS	1:33.282
99	4 LAPS	2:31.919	99	4 LAPS	2:43.190	71	3 LAPS	2:16.285	43	4 LAPS	2:22.714	77	1 LAP	1:56.309	58	3 LAPS	1:40.799
71	3 LAPS	2:31.863	71	3 LAPS	2:42.889	43	4 LAPS	2:15.372	85	1 LAP	2:22.541	94	3 LAPS	1:53.012	91	2 LAPS	1:31.030
43	4 LAPS	2:28.968	43	4 LAPS	2:43.495	85	1 LAP	2:15.048	40	5 LAPS	2:21.321	97	6 LAPS	1:53.307	15	4 LAPS	1:29.555
85	1 LAP	2:29.980	85	1 LAP	2:42.670	40	5 LAPS	2:15.167	77	1 LAP	2:20.907	32	3 LAPS	1:54.583	53	3 LAPS	1:28.747
40	5 LAPS	2:30.315	40	5 LAPS	2:43.117	77	1 LAP	2:13.183	88	22.537	2:23.688	41	4 LAPS	1:54.435	40	5 LAPS	1:41.339
81	31.835	2:29.793	81	32.804	2:43.479	88	19.911	2:13.424	94	3 LAPS	2:21.115	81	21.425	1:54.094	96	1 LAP	1:29.758
77	1 LAP	2:29.963	77	1 LAP	2:43.622	84	1 LAP	2:12.366	97	6 LAPS	2:19.582	91	2 LAPS	1:54.229	32	3 LAPS	1:37.973
88	34.142	2:30.213	88	34.805	2:43.173	81	21.549	2:17.063	32	3 LAPS	2:19.614	2	23.003	1:53.873	22	4 LAPS	1:33.846
84	1 LAP	2:30.885	84	1 LAP	2:43.311	94	3 LAPS	2:10.454	84	1 LAP	2:26.042	15	4 LAPS	1:48.447	41	4 LAPS	1:38.952
15	4 LAPS	2:31.031	15	4 LAPS	2:43.667	15	4 LAPS	2:14.483	41	4 LAPS	2:19.482	22	4 LAPS	1:48.562	57	2 LAPS	1:31.352
94	3 LAPS	2:31.956	94	3 LAPS	2:42.783	97	6 LAPS	2:10.344	81	26.619	2:26.132	61	8 LAPS	1:39.782	61	8 LAPS	1:32.721
53	3 LAPS	2:31.945	53	3 LAPS	2:43.022	32	3 LAPS	2:10.475	91	2 LAPS	2:47.507	96	1 LAP	1:38.842	72	1 LAP	1:24.528
97	6 LAPS	2:32.014	97	6 LAPS	2:43.176	41	4 LAPS	2:10.410	2	28.418	2:48.647	53	3 LAPS	1:38.462	76	55.518	2:04.712
32	3 LAPS	2:32.066	32	3 LAPS	2:43.013	53	3 LAPS	2:14.132	15	4 LAPS	2:30.864	57	2 LAPS	1:38.223	88	1:08.446	1:27.588
41	4 LAPS	2:32.159	41	4 LAPS	2:42.605	22	4 LAPS	1:37.249	22	4 LAPS	1:38.231	72	1 LAP	2:34.216	42	4 LAPS	1:34.486
66	4 LAPS	2:31.717	66	4 LAPS	2:51.477	55	3 LAPS	1:37.515	55	3 LAPS	1:42.526	42	4 LAPS	2:49.408	55	3 LAPS	1:33.284
22	4 LAPS	2:41.368	22	4 LAPS	2:18.333	37	7 LAPS	1:38.286	61	8 LAPS	1:43.422	84	1 LAP	2:35.892	35	6 LAPS	1:37.171
55	3 LAPS	2:41.221	55	3 LAPS	2:17.686	61	8 LAPS	1:38.180	96	1 LAP	1:44.251	88	1:02.877	2:39.628	7	3 LAPS	2:29.998
37	7 LAPS	2:41.140	37	7 LAPS	2:19.002	96	1 LAP	1:37.880	53	3 LAPS	2:41.038	35	6 LAPS	2:59.016			
61	8 LAPS	2:41.372	61	8 LAPS	2:18.217	57	2 LAPS	1:36.795	57	2 LAPS	1:44.859	55	3 LAPS	2:21.213			
96	1 LAP	2:42.114	96	1 LAP	2:17.621				37	7 LAPS	2:09.892						
57	2 LAPS	2:41.896	57	2 LAPS	2:19.055												
			35	5 LAPS	2:25.967												

Session Start: 09:12:59 - Finish: 11:13:35

Weather/Track Conditions: Sun / Dry

Circuit: Donington Park National

Track Length: 3.185 Km - 1.9791 miles

Donington Historic Festival - 28 - 30 Apr 2017

GT & Sports Car Cup for pre-66 GT & pre-63 sportscars

Race 11 - Lap Chart

Lap 49			Lap 50			Lap 51			Lap 52			Lap 53			Lap 54		
NO	Behind	Laptime	NO	Behind	Laptime	NO	Behind	Laptime	NO	Behind	Laptime	NO	Behind	Laptime	NO	Behind	Laptime
75		1:23.336	75		1:22.589	75		1:21.644	75		1:21.801	75		1:21.835	75		1:23.987
83	0.593	1:22.798	42	5 LAPS	1:33.015	83	1.620	1:22.138	83	1.673	1:21.854	43	5 LAPS	1:39.012	83	1.017	1:23.402
84	2 LAPS	1:44.645	83	1.126	1:23.122	84	2 LAPS	1:27.559	84	2 LAPS	1:26.217	83	1.602	1:21.764	58	5 LAPS	1:29.950
33	3 LAPS	1:26.378	55	4 LAPS	1:32.475	55	4 LAPS	1:33.249	7	4 LAPS	1:26.588	84	2 LAPS	1:26.025	40	7 LAPS	1:37.111
21	5 LAPS	1:27.136	7	4 LAPS	1:28.621	7	4 LAPS	1:29.621	55	4 LAPS	1:30.970	7	4 LAPS	1:26.736	57	3 LAPS	1:33.539
47	3 LAPS	1:28.599	84	2 LAPS	1:26.783	42	5 LAPS	1:35.234	33	3 LAPS	1:27.152	33	3 LAPS	1:26.671	99	5 LAPS	1:35.851
48	3 LAPS	1:29.454	35	7 LAPS	1:37.004	33	3 LAPS	1:27.543	42	5 LAPS	1:34.514	77	1 LAP	1:24.297	71	4 LAPS	1:33.822
68	6 LAPS	2:59.993	33	3 LAPS	1:25.680	21	5 LAPS	1:26.007	77	1 LAP	1:23.388	55	4 LAPS	1:30.525	41	5 LAPS	1:34.122
77	1 LAP	1:24.151	21	5 LAPS	1:26.077	77	1 LAP	1:23.188	21	5 LAPS	1:27.017	21	5 LAPS	1:26.007	32	4 LAPS	1:33.653
85	1 LAP	1:26.627	47	3 LAPS	1:27.193	35	7 LAPS	1:37.588	47	3 LAPS	1:28.320	2	33.757	1:22.582	84	2 LAPS	1:25.352
2	29.896	1:24.020	48	3 LAPS	1:28.203	47	3 LAPS	1:27.811	2	33.010	1:23.724	42	5 LAPS	1:32.866	7	4 LAPS	1:27.986
81	30.608	1:24.862	77	1 LAP	1:23.921	48	3 LAPS	1:27.663	48	3 LAPS	1:28.921	47	3 LAPS	1:28.133	77	1 LAP	1:24.289
97	6 LAPS	1:31.854	2	30.432	1:23.125	2	31.087	1:22.299	81	37.022	1:23.691	81	39.429	1:24.242	33	3 LAPS	1:26.542
15	4 LAPS	1:30.024	85	1 LAP	1:27.488	81	35.132	1:23.702	85	1 LAP	1:26.801	48	3 LAPS	1:28.227	2	32.652	1:22.882
94	3 LAPS	1:33.572	81	33.074	1:25.055	85	1 LAP	1:27.935	35	7 LAPS	1:38.672	85	1 LAP	1:31.286	21	5 LAPS	1:26.870
99	4 LAPS	1:36.147	68	6 LAPS	1:34.699	68	6 LAPS	1:32.656	68	6 LAPS	1:33.070	35	7 LAPS	1:35.590	55	4 LAPS	1:30.184
91	2 LAPS	1:32.559	40	6 LAPS	2:50.535	15	4 LAPS	1:29.087	97	6 LAPS	1:27.503	72	1 LAP	1:26.645	81	40.178	1:24.736
53	3 LAPS	1:29.709	15	4 LAPS	1:27.954	97	6 LAPS	1:29.118	96	1 LAP	1:26.667	96	1 LAP	1:28.740	47	3 LAPS	1:28.780
96	1 LAP	1:30.033	97	6 LAPS	1:29.593	96	1 LAP	1:26.828	15	4 LAPS	1:29.365	97	6 LAPS	1:29.815	42	5 LAPS	1:33.570
71	3 LAPS	1:37.629	94	3 LAPS	1:29.590	94	3 LAPS	1:30.413	72	1 LAP	1:25.520	15	4 LAPS	1:29.377	48	3 LAPS	1:28.764
43	4 LAPS	1:36.609	96	1 LAP	1:29.355	72	1 LAP	1:26.343	94	3 LAPS	1:30.058	76	1:07.306	1:23.532	72	1 LAP	1:24.544
32	3 LAPS	1:32.328	53	3 LAPS	1:31.707	40	6 LAPS	1:37.963	53	3 LAPS	1:28.391	68	6 LAPS	1:34.227	76	1:07.288	1:23.969
57	2 LAPS	1:31.175	91	2 LAPS	1:32.765	53	3 LAPS	1:30.377	76	1:05.609	1:25.404	94	3 LAPS	1:30.317	96	1 LAP	1:26.996
72	1 LAP	1:24.987	72	1 LAP	1:27.189	91	2 LAPS	1:30.353	91	2 LAPS	1:30.641	53	3 LAPS	1:27.897	35	7 LAPS	1:37.803
22	4 LAPS	1:32.444	99	4 LAPS	1:35.194	76	1:02.006	1:26.007	61	9 LAPS	1:30.570	91	2 LAPS	1:27.054	97	6 LAPS	1:27.443
41	4 LAPS	1:33.973	43	4 LAPS	1:33.731	61	9 LAPS	2:53.279	40	6 LAPS	1:37.951	61	9 LAPS	1:29.028	15	4 LAPS	1:28.146
61	8 LAPS	1:38.194	71	3 LAPS	1:34.373	99	4 LAPS	1:33.846	22	4 LAPS	1:31.131	88	1:22.201	1:26.223	53	3 LAPS	1:29.238
76	56.478	1:24.296	22	4 LAPS	1:30.636	43	4 LAPS	1:33.396	99	4 LAPS	1:33.588	22	4 LAPS	1:30.352	43	5 LAPS	2:40.836
88	1:09.188	1:24.078	57	2 LAPS	1:31.992	22	4 LAPS	1:32.762	58	4 LAPS	1:31.092				91	2 LAPS	1:28.998
			58	4 LAPS	3:10.530	57	2 LAPS	1:32.801	88	1:17.813	1:26.399				68	6 LAPS	1:36.253
			32	3 LAPS	1:33.764	71	3 LAPS	1:34.964	57	2 LAPS	1:34.123				88	1:21.811	1:23.597
			41	4 LAPS	1:31.176	58	4 LAPS	1:33.472	71	3 LAPS	1:33.792						
			76	57.643	1:23.754	41	4 LAPS	1:33.050	41	4 LAPS	1:33.116						
			88	1:10.431	1:23.832	32	3 LAPS	1:33.959	32	3 LAPS	1:33.482						
						88	1:13.215	1:24.428									

Session Start: 09:12:59 - Finish: 11:13:35

Weather/Track Conditions: Sun / Dry

Circuit: Donington Park National

Track Length: 3.185 Km - 1.9791 miles

Donington Historic Festival - 28 - 30 Apr 2017

GT & Sports Car Cup for pre-66 GT & pre-63 sportscars

Race 11 - Lap Chart

Lap 55			Lap 56			Lap 57			Lap 58			Lap 59			Lap 60		
NO	Behind	Laptime	NO	Behind	Laptime	NO	Behind	Laptime	NO	Behind	Laptime	NO	Behind	Laptime	NO	Behind	Laptime
75		1:22.261	75		1:23.426	75		1:21.804	75		1:22.197	75		1:21.847	75		1:22.548
83	0.742	1:21.986	53	4 LAPS	1:28.859	83	1.175	1:22.277	83	1.074	1:22.096	96	2 LAPS	1:27.811	76	1 LAP	1:43.924
61	10 LAPS	1:30.795	83	0.702	1:23.386	88	1 LAP	1:24.425	97	7 LAPS	1:27.207	83	5.334	1:26.107	96	2 LAPS	1:26.833
94	4 LAPS	1:38.952	88	1 LAP	1:26.966	53	4 LAPS	1:28.941	15	5 LAPS	1:27.104	97	7 LAPS	1:27.060	88	1 LAP	1:24.467
58	5 LAPS	1:27.976	91	3 LAPS	1:30.266	94	5 LAPS	2:48.289	88	1 LAP	1:23.606	15	5 LAPS	1:28.232	15	5 LAPS	1:28.591
22	5 LAPS	1:30.409	35	8 LAPS	1:39.969	91	3 LAPS	1:27.516	53	4 LAPS	1:28.176	88	1 LAP	1:24.233	97	7 LAPS	1:31.796
40	7 LAPS	1:35.803	43	6 LAPS	1:33.634	43	6 LAPS	1:33.303	91	3 LAPS	1:28.401	42	6 LAPS	1:34.686	42	6 LAPS	1:33.295
99	5 LAPS	1:34.997	68	7 LAPS	1:33.988	35	8 LAPS	1:37.426	94	5 LAPS	1:32.980	53	4 LAPS	1:27.873	91	3 LAPS	1:27.724
41	5 LAPS	1:33.958	61	10 LAPS	1:30.020	68	7 LAPS	1:33.548	41	6 LAPS	2:31.954	91	3 LAPS	1:26.596	53	4 LAPS	1:29.236
71	4 LAPS	1:35.040	57	4 LAPS	2:49.373	58	5 LAPS	1:31.151	58	5 LAPS	1:27.367	94	5 LAPS	1:31.808	47	4 LAPS	2:11.207
32	4 LAPS	1:33.921	58	5 LAPS	1:27.865	61	10 LAPS	1:33.338	43	6 LAPS	1:32.798	58	5 LAPS	1:27.977	2	35.872	1:22.019
84	2 LAPS	1:26.475	22	5 LAPS	1:30.231	57	4 LAPS	1:32.742	57	4 LAPS	1:29.553	2	36.401	1:23.221	58	5 LAPS	1:27.516
77	1 LAP	1:24.733	40	7 LAPS	1:34.603	2	35.428	1:24.370	61	10 LAPS	1:33.947	57	4 LAPS	1:31.692	94	5 LAPS	1:32.574
2	33.230	1:22.839	32	4 LAPS	1:32.852	21	6 LAPS	2:39.077	68	7 LAPS	1:34.775	43	6 LAPS	1:32.324	57	4 LAPS	1:27.824
7	4 LAPS	1:29.198	84	2 LAPS	1:28.303	84	2 LAPS	1:28.515	35	8 LAPS	1:36.752	41	6 LAPS	1:36.899	43	6 LAPS	1:31.990
85	2 LAPS	2:31.067	99	5 LAPS	1:36.304	77	1 LAP	1:26.695	2	35.027	1:21.796	61	10 LAPS	1:30.602	61	10 LAPS	1:31.137
33	3 LAPS	1:27.812	2	32.862	1:23.058	22	5 LAPS	1:47.941	84	2 LAPS	1:27.272	68	7 LAPS	1:33.537	77	1 LAP	1:27.067
21	5 LAPS	1:30.000	71	4 LAPS	1:36.119	32	4 LAPS	1:33.636	77	1 LAP	1:27.081	77	1 LAP	1:24.382	83	50.310	2:07.524
81	42.381	1:24.464	77	1 LAP	1:24.833	40	7 LAPS	1:37.035	81	50.132	1:25.770	84	2 LAPS	1:26.298	81	54.551	1:24.588
55	4 LAPS	1:29.481	41	5 LAPS	1:40.120	99	5 LAPS	1:34.672	7	4 LAPS	1:27.836	35	8 LAPS	1:35.211	41	6 LAPS	1:38.043
47	3 LAPS	1:26.785	7	4 LAPS	1:27.112	7	4 LAPS	1:29.136	32	4 LAPS	1:33.017	81	52.511	1:24.226	84	2 LAPS	1:31.081
48	3 LAPS	1:27.974	33	3 LAPS	1:26.442	71	4 LAPS	1:35.244	21	6 LAPS	1:40.257	7	4 LAPS	1:27.404	68	7 LAPS	1:35.243
42	5 LAPS	1:33.373	85	2 LAPS	1:29.313	81	46.559	1:25.357	33	3 LAPS	1:29.813	33	3 LAPS	1:26.768	35	8 LAPS	1:34.767
72	1 LAP	1:24.222	81	43.006	1:24.051	33	3 LAPS	1:28.815	40	7 LAPS	1:35.525	32	4 LAPS	1:32.512	7	4 LAPS	1:27.462
76	1:07.377	1:22.350	55	4 LAPS	1:28.476	85	2 LAPS	1:28.474	85	2 LAPS	1:30.374	85	2 LAPS	1:29.267	33	3 LAPS	1:26.305
96	1 LAP	1:26.139	47	3 LAPS	1:27.049	55	4 LAPS	1:28.502	99	5 LAPS	1:34.894	40	7 LAPS	1:34.893	85	2 LAPS	1:28.415
97	6 LAPS	1:27.113	48	3 LAPS	1:28.604	47	3 LAPS	1:27.009	71	4 LAPS	1:34.447	21	6 LAPS	1:39.414	32	4 LAPS	1:32.311
15	4 LAPS	1:26.876	76	1:07.698	1:23.747	76	1:08.215	1:22.321	55	4 LAPS	1:28.513	55	4 LAPS	1:31.485	72	1 LAP	1:27.506
			42	5 LAPS	1:33.127	48	3 LAPS	1:33.738	47	3 LAPS	1:32.053	48	4 LAPS	2:47.140	55	4 LAPS	1:31.353
			72	1 LAP	1:24.874	72	1 LAP	1:23.596	76	1:08.714	1:22.696	72	1 LAP	1:24.396	48	4 LAPS	1:31.513
			96	1 LAP	1:26.241	42	5 LAPS	1:33.277	72	1 LAP	1:23.626	99	5 LAPS	1:39.827			
			97	6 LAPS	1:26.524	96	1 LAP	1:26.708				71	4 LAPS	1:41.900			
			15	4 LAPS	1:26.705												

Session Start: 09:12:59 - Finish: 11:13:35

Weather/Track Conditions: Sun / Dry

Circuit: Donington Park National

Track Length: 3.185 Km - 1.9791 miles

Donington Historic Festival - 28 - 30 Apr 2017

GT & Sports Car Cup for pre-66 GT & pre-63 sportscars

Race 11 - Lap Chart

Lap 61			Lap 62			Lap 63			Lap 64			Lap 65			Lap 66		
NO	Behind	Laptime	NO	Behind	Laptime	NO	Behind	Laptime	NO	Behind	Laptime	NO	Behind	Laptime	NO	Behind	Laptime
75		1:23.000	75		1:27.996	2		1:22.536	2		1:23.008	2		1:22.410	2		1:22.740
40	8 LAPS	1:35.985	48	5 LAPS	1:30.808	91	3 LAPS	1:27.261	40	8 LAPS	1:34.359	32	5 LAPS	1:38.233	48	5 LAPS	1:29.467
21	7 LAPS	1:37.683	40	8 LAPS	1:35.060	53	4 LAPS	1:28.609	15	5 LAPS	1:28.280	96	2 LAPS	1:30.893	41	7 LAPS	1:35.329
88	1 LAP	1:23.577	88	1 LAP	1:25.632	99	7 LAPS	1:36.307	91	3 LAPS	1:27.872	15	5 LAPS	1:27.705	35	9 LAPS	1:36.121
96	2 LAPS	1:27.568	21	7 LAPS	1:36.510	58	5 LAPS	1:27.017	21	7 LAPS	1:37.763	40	8 LAPS	1:34.904	77	2 LAPS	1:32.605
15	5 LAPS	1:28.981	96	2 LAPS	1:28.641	42	6 LAPS	1:34.591	53	4 LAPS	1:27.297	91	3 LAPS	1:26.909	15	5 LAPS	1:27.915
91	3 LAPS	1:27.977	15	5 LAPS	1:31.505	83	22.780	1:24.703	58	5 LAPS	1:27.142	53	4 LAPS	1:28.330	91	3 LAPS	1:26.648
53	4 LAPS	1:29.061	99	7 LAPS	3:26.999	75	26.126	2:18.223	83	24.159	1:24.387	83	25.723	1:23.974	53	4 LAPS	1:27.717
42	6 LAPS	1:35.239	91	3 LAPS	1:27.490	81	26.702	1:26.445	99	7 LAPS	1:34.092	21	7 LAPS	1:37.222	40	8 LAPS	1:33.562
2	34.562	1:21.690	2	29.561	1:22.995	57	4 LAPS	1:30.817	75	28.239	1:25.121	58	5 LAPS	1:27.850	83	27.063	1:24.080
58	5 LAPS	1:28.527	53	4 LAPS	1:29.058	47	4 LAPS	1:33.681	81	28.987	1:25.293	81	31.954	1:25.377	58	5 LAPS	1:27.485
47	4 LAPS	1:33.147	42	6 LAPS	1:34.135	94	5 LAPS	1:31.915	42	6 LAPS	1:35.511	99	7 LAPS	1:34.116	81	33.751	1:24.537
94	5 LAPS	1:31.002	58	5 LAPS	1:27.931	84	2 LAPS	1:25.933	57	4 LAPS	1:29.227	75	41.577	1:35.748	21	7 LAPS	1:36.518
57	4 LAPS	1:27.919	47	4 LAPS	1:31.403	71	5 LAPS	1:30.449	47	4 LAPS	1:32.486	57	4 LAPS	1:30.813	75	44.328	1:25.491
83	52.766	1:25.456	57	4 LAPS	1:28.830	43	6 LAPS	1:32.840	84	2 LAPS	1:28.333	84	2 LAPS	1:26.950	99	7 LAPS	1:32.310
81	56.047	1:24.496	83	50.174	1:25.404	7	4 LAPS	1:27.347	33	4 LAPS	2:45.207	47	4 LAPS	1:31.540	84	2 LAPS	1:26.034
77	1 LAP	1:29.711	94	5 LAPS	1:32.345	61	10 LAPS	1:32.918	94	5 LAPS	1:34.463	42	6 LAPS	1:36.720	57	4 LAPS	1:29.493
43	6 LAPS	1:32.641	81	52.354	1:24.303	72	1 LAP	1:25.920	7	4 LAPS	1:27.763	94	5 LAPS	1:30.699	47	4 LAPS	1:31.372
61	10 LAPS	1:32.040	84	2 LAPS	1:28.004	97	7 LAPS	1:31.179	71	5 LAPS	1:30.389	33	4 LAPS	1:32.523	96	2 LAPS	2:18.231
84	2 LAPS	1:27.337	43	6 LAPS	1:33.152	85	2 LAPS	1:30.995	61	10 LAPS	1:31.534	7	4 LAPS	1:28.648	72	1 LAP	1:27.460
71	5 LAPS	2:28.062	61	10 LAPS	1:32.971	68	7 LAPS	1:34.272	72	1 LAP	1:25.395	72	1 LAP	1:25.075	7	4 LAPS	1:29.656
33	3 LAPS	1:28.591	71	5 LAPS	1:30.944	41	6 LAPS	1:35.778	43	6 LAPS	1:33.321	71	5 LAPS	1:29.939	94	5 LAPS	1:34.889
7	4 LAPS	1:30.649	7	4 LAPS	1:27.170	35	8 LAPS	1:35.785	97	7 LAPS	1:26.873	61	10 LAPS	1:29.870	42	6 LAPS	1:38.333
68	7 LAPS	1:35.528	33	3 LAPS	1:30.656	55	4 LAPS	1:29.774	85	2 LAPS	1:27.269	43	6 LAPS	1:32.184	33	4 LAPS	1:35.515
41	6 LAPS	1:38.083	68	7 LAPS	1:33.361	88	1:07.080	1:25.860	68	7 LAPS	1:32.252	85	2 LAPS	1:27.537	71	5 LAPS	1:30.196
35	8 LAPS	1:34.577	97	7 LAPS	1:30.433	32	4 LAPS	1:32.076	88	1:09.605	1:25.533	97	7 LAPS	1:30.174	61	10 LAPS	1:30.735
97	7 LAPS	2:21.170	85	2 LAPS	1:29.399	48	4 LAPS	1:29.837	55	4 LAPS	1:30.689	88	1:13.010	1:25.815	85	2 LAPS	1:29.685
85	2 LAPS	1:28.423	72	1 LAP	1:24.082	96	1 LAP	1:27.272	41	6 LAPS	1:36.046	68	7 LAPS	1:33.174	97	7 LAPS	1:29.340
72	1 LAP	1:25.359	41	6 LAPS	1:37.627	77	1 LAP	1:27.025	48	4 LAPS	1:30.893	55	4 LAPS	1:28.978	43	6 LAPS	1:33.916
32	4 LAPS	1:33.547	35	8 LAPS	1:37.111				35	8 LAPS	1:36.432				88	1:15.558	1:25.288
55	4 LAPS	1:29.860	32	4 LAPS	1:32.241				77	1 LAP	1:27.261				32	5 LAPS	2:44.662
			55	4 LAPS	1:28.808												
			48	4 LAPS	1:29.325												
			88	1:33.317	1:23.679												
			96	1 LAP	1:26.633												
			40	7 LAPS	1:34.762												
			77	1 LAP	2:13.605												
			21	6 LAPS	1:36.445												
			15	4 LAPS	1:28.043												

Session Start: 09:12:59 - Finish: 11:13:35

Weather/Track Conditions: Sun / Dry

Circuit: Donington Park National

Track Length: 3.185 Km - 1.9791 miles

Donington Historic Festival - 28 - 30 Apr 2017

GT & Sports Car Cup for pre-66 GT & pre-63 sportscars

Race 11 - Lap Chart

Lap 67			Lap 68			Lap 69			Lap 70			Lap 71			Lap 72		
NO	Behind	Laptime	NO	Behind	Laptime	NO	Behind	Laptime	NO	Behind	Laptime	NO	Behind	Laptime	NO	Behind	Laptime
2		1:23.853	2		1:24.214	2		1:23.287	2		1:22.749	2		1:24.172	2		1:24.455
68	8 LAPS	1:32.383	43	7 LAPS	1:33.679	42	7 LAPS	1:35.128	71	6 LAPS	1:29.835	47	5 LAPS	1:31.491	88	1 LAP	1:27.736
55	5 LAPS	1:29.774	32	6 LAPS	1:31.649	43	7 LAPS	1:33.050	85	3 LAPS	1:27.767	94	6 LAPS	1:31.408	96	3 LAPS	1:29.471
48	5 LAPS	1:29.110	61	11 LAPS	1:48.915	32	6 LAPS	1:30.013	97	8 LAPS	1:27.389	71	6 LAPS	1:30.469	47	5 LAPS	1:31.201
77	2 LAPS	1:27.382	55	5 LAPS	1:31.049	55	5 LAPS	1:30.212	42	7 LAPS	1:34.013	85	3 LAPS	1:29.369	85	3 LAPS	1:29.122
41	7 LAPS	1:36.224	68	8 LAPS	1:32.884	61	11 LAPS	1:32.249	32	6 LAPS	1:31.522	33	5 LAPS	1:32.936	71	6 LAPS	1:31.555
15	5 LAPS	1:27.704	48	5 LAPS	1:29.905	48	5 LAPS	1:29.924	43	7 LAPS	1:34.336	97	8 LAPS	1:29.681	33	5 LAPS	1:31.092
91	3 LAPS	1:27.217	77	2 LAPS	1:26.212	77	2 LAPS	1:28.051	55	5 LAPS	1:29.284	21	8 LAPS	1:38.801	97	8 LAPS	1:30.226
35	9 LAPS	1:37.395	15	5 LAPS	1:27.212	68	8 LAPS	1:33.800	48	5 LAPS	1:31.545	42	7 LAPS	1:33.850	94	6 LAPS	1:34.490
83	26.696	1:23.486	91	3 LAPS	1:27.456	15	5 LAPS	1:28.009	83	31.762	1:27.025	55	5 LAPS	1:31.051	21	8 LAPS	1:38.109
53	4 LAPS	1:28.502	83	27.024	1:24.542	83	27.486	1:23.749	61	11 LAPS	1:36.168	43	7 LAPS	1:33.534	83	32.169	1:24.781
58	5 LAPS	1:26.854	41	7 LAPS	1:35.764	91	3 LAPS	1:27.754	15	5 LAPS	1:28.750	32	6 LAPS	1:34.244	42	7 LAPS	1:34.880
81	34.863	1:24.965	35	9 LAPS	1:33.637	81	36.472	1:25.297	68	8 LAPS	1:34.790	83	31.843	1:24.253	55	5 LAPS	1:29.691
40	8 LAPS	1:33.915	53	4 LAPS	1:27.586	53	4 LAPS	1:30.933	91	3 LAPS	1:28.189	48	5 LAPS	1:29.807	32	6 LAPS	1:30.266
75	46.169	1:25.694	81	34.462	1:23.813	58	5 LAPS	1:27.477	77	2 LAPS	1:42.363	15	5 LAPS	1:27.797	15	5 LAPS	1:26.843
84	2 LAPS	1:26.619	58	5 LAPS	1:26.716	41	7 LAPS	1:35.872	81	39.336	1:25.613	91	3 LAPS	1:28.243	81	40.725	1:25.536
21	7 LAPS	1:36.434	40	8 LAPS	1:34.389	35	9 LAPS	1:36.946	53	4 LAPS	1:27.848	81	39.644	1:24.480	48	5 LAPS	1:33.413
99	7 LAPS	1:31.839	75	46.270	1:24.315	75	47.628	1:24.645	58	5 LAPS	1:27.573	61	11 LAPS	1:31.889	43	7 LAPS	1:35.670
57	4 LAPS	1:28.739	84	2 LAPS	1:25.625	84	2 LAPS	1:26.149	75	49.111	1:24.232	77	2 LAPS	1:28.350	91	3 LAPS	1:28.311
96	2 LAPS	1:27.836	57	4 LAPS	1:30.483	40	8 LAPS	1:34.702	41	7 LAPS	1:35.421	68	8 LAPS	1:34.667	77	2 LAPS	1:27.688
72	1 LAP	1:24.763	99	7 LAPS	1:32.698	57	4 LAPS	1:27.724	84	2 LAPS	1:25.184	53	4 LAPS	1:27.175	61	11 LAPS	1:31.923
47	4 LAPS	1:31.247	72	1 LAP	1:28.009	72	1 LAP	1:25.075	35	9 LAPS	1:34.289	75	49.457	1:24.518	75	49.814	1:24.812
7	4 LAPS	1:26.509	21	7 LAPS	1:37.919	99	7 LAPS	1:31.527	40	8 LAPS	1:34.378	58	5 LAPS	1:28.894	53	4 LAPS	1:28.736
94	5 LAPS	1:30.147	96	2 LAPS	1:30.669	7	4 LAPS	1:28.828	72	1 LAP	1:25.196	84	2 LAPS	1:25.767	68	8 LAPS	1:32.585
33	4 LAPS	1:29.723	7	4 LAPS	1:27.283	96	2 LAPS	1:29.452	57	4 LAPS	1:28.551	41	7 LAPS	1:35.801	58	5 LAPS	1:27.192
71	5 LAPS	1:30.952	47	4 LAPS	1:31.197	88	1:18.177	1:25.400	7	4 LAPS	1:28.293	35	9 LAPS	1:35.489	84	2 LAPS	1:25.879
42	6 LAPS	1:34.663	94	5 LAPS	1:29.897	47	4 LAPS	1:30.890	96	2 LAPS	1:30.294	72	1 LAP	1:24.675	72	1 LAP	1:24.472
85	2 LAPS	1:27.314	33	4 LAPS	1:29.378	21	7 LAPS	1:37.835	88	1:21.623	1:26.195	57	4 LAPS	1:30.516	41	7 LAPS	1:35.822
88	1:16.021	1:24.316	88	1:16.064	1:24.257	94	5 LAPS	1:30.878	99	7 LAPS	1:34.507	40	8 LAPS	1:35.430	35	9 LAPS	1:36.143
97	7 LAPS	1:28.760	71	5 LAPS	1:29.528	33	4 LAPS	1:30.465				7	4 LAPS	1:26.151	57	4 LAPS	1:27.563
			85	2 LAPS	1:29.170										7	4 LAPS	1:26.785
			97	7 LAPS	1:28.370												

Session Start: 09:12:59 - Finish: 11:13:35

Weather/Track Conditions: Sun / Dry

Circuit: Donington Park National

Track Length: 3.185 Km - 1.9791 miles

Donington Historic Festival - 28 - 30 Apr 2017

GT & Sports Car Cup for pre-66 GT & pre-63 sportscars

Race 11 - Lap Chart

Lap 73			Lap 74			Lap 75			Lap 76			Lap 77			Lap 78		
NO	Behind	Laptime	NO	Behind	Laptime	NO	Behind	Laptime	NO	Behind	Laptime	NO	Behind	Laptime	NO	Behind	Laptime
2		1:23.891	2		1:24.233	2		1:22.539	2		1:23.551	2		1:25.271	2		1:25.847
88	1 LAP	1:25.537	57	5 LAPS	1:28.700	57	5 LAPS	1:27.243	88	1 LAP	1:25.069	21	9 LAPS	1:36.983	61	12 LAPS	1:30.154
40	9 LAPS	1:35.089	7	5 LAPS	1:28.804	88	1 LAP	1:24.732	7	5 LAPS	1:27.069	68	9 LAPS	1:32.648	42	8 LAPS	1:36.473
96	3 LAPS	1:28.448	88	1 LAP	1:26.324	7	5 LAPS	1:26.803	57	5 LAPS	1:29.031	88	1 LAP	1:24.977	88	1 LAP	1:25.806
85	3 LAPS	1:27.453	41	8 LAPS	1:35.531	96	3 LAPS	1:30.636	96	3 LAPS	1:29.997	7	5 LAPS	1:25.638	43	8 LAPS	1:36.840
47	5 LAPS	1:31.404	35	10 LAPS	1:35.785	41	8 LAPS	1:37.035	85	3 LAPS	1:28.873	57	5 LAPS	1:27.935	7	5 LAPS	1:26.292
97	8 LAPS	1:26.510	96	3 LAPS	1:29.334	35	10 LAPS	1:36.510	97	8 LAPS	1:28.521	96	3 LAPS	1:30.505	68	9 LAPS	1:33.381
71	6 LAPS	1:29.214	40	9 LAPS	1:34.348	85	3 LAPS	1:27.992	41	8 LAPS	1:36.876	85	3 LAPS	1:27.161	21	9 LAPS	1:40.096
33	5 LAPS	1:29.484	85	3 LAPS	1:27.321	97	8 LAPS	1:28.502	35	10 LAPS	1:36.880	97	8 LAPS	1:27.713	57	5 LAPS	1:28.508
94	6 LAPS	1:30.135	97	8 LAPS	1:27.777	40	9 LAPS	1:35.657	83	36.965	1:25.500	83	37.134	1:25.440	85	3 LAPS	1:27.680
83	32.797	1:24.519	47	5 LAPS	1:31.481	71	6 LAPS	1:29.087	71	6 LAPS	1:30.441	41	8 LAPS	1:36.303	96	3 LAPS	1:28.970
21	8 LAPS	1:37.919	71	6 LAPS	1:28.994	47	5 LAPS	1:31.317	47	5 LAPS	1:31.696	71	6 LAPS	1:32.559	83	36.262	1:24.975
55	5 LAPS	1:30.388	33	5 LAPS	1:29.685	33	5 LAPS	1:31.205	33	5 LAPS	1:30.897	35	10 LAPS	1:36.466	97	8 LAPS	1:28.013
15	5 LAPS	1:27.550	94	6 LAPS	1:29.951	83	35.016	1:24.794	94	6 LAPS	1:30.688	33	5 LAPS	1:30.424	81	49.030	1:26.006
81	43.844	1:27.010	83	32.761	1:24.197	94	6 LAPS	1:30.519	40	9 LAPS	1:37.577	47	5 LAPS	1:32.297	71	6 LAPS	1:30.931
42	7 LAPS	1:35.767	81	45.601	1:25.990	81	48.164	1:25.102	81	49.041	1:24.428	94	6 LAPS	1:30.597	33	5 LAPS	1:32.292
32	6 LAPS	1:32.854	15	5 LAPS	1:28.372	15	5 LAPS	1:27.679	75	55.781	1:24.978	81	48.871	1:25.101	47	5 LAPS	1:32.943
91	3 LAPS	1:28.084	91	3 LAPS	1:27.690	91	3 LAPS	1:25.883	15	5 LAPS	1:27.804	40	9 LAPS	1:34.191	41	8 LAPS	1:37.381
48	5 LAPS	1:30.780	55	5 LAPS	1:32.463	75	54.354	1:24.116	91	3 LAPS	1:28.004	75	55.270	1:24.760	75	57.093	1:27.670
77	2 LAPS	1:27.712	75	52.777	1:26.128	55	5 LAPS	1:31.733	77	2 LAPS	1:28.078	15	5 LAPS	1:26.620	94	6 LAPS	1:34.587
75	50.882	1:24.959	21	8 LAPS	1:37.183	77	2 LAPS	1:28.644	55	5 LAPS	1:31.517	91	3 LAPS	1:26.297	35	10 LAPS	1:38.940
43	7 LAPS	1:34.060	32	6 LAPS	1:31.642	32	6 LAPS	1:31.556	32	6 LAPS	1:29.920	77	2 LAPS	1:27.759	15	5 LAPS	1:27.189
61	11 LAPS	1:30.525	77	2 LAPS	1:29.652	48	5 LAPS	1:30.122	48	5 LAPS	1:28.729	55	5 LAPS	1:29.194	91	3 LAPS	1:27.348
53	4 LAPS	1:27.667	42	7 LAPS	1:34.953	53	4 LAPS	1:29.931	53	4 LAPS	1:28.203	48	5 LAPS	1:28.647	40	9 LAPS	1:36.437
58	5 LAPS	1:30.603	48	5 LAPS	1:31.813	42	7 LAPS	1:35.400	84	2 LAPS	1:26.680	32	6 LAPS	1:30.349	77	2 LAPS	1:28.318
84	2 LAPS	1:27.316	53	4 LAPS	1:28.027	61	11 LAPS	1:31.163	72	1 LAP	1:25.668	84	2 LAPS	1:26.865	55	5 LAPS	1:28.633
68	8 LAPS	1:34.550	61	11 LAPS	1:32.112	84	2 LAPS	1:27.199	58	5 LAPS	1:30.228	72	1 LAP	1:26.777	84	2 LAPS	1:26.057
72	1 LAP	1:23.749	43	7 LAPS	1:33.754	72	1 LAP	1:24.653	42	7 LAPS	1:35.281	53	4 LAPS	1:30.084	72	1 LAP	1:26.116
			84	2 LAPS	1:26.900	21	8 LAPS	1:41.573	61	11 LAPS	1:34.485	58	5 LAPS	1:26.215	48	5 LAPS	1:29.483
			58	5 LAPS	1:31.180	43	7 LAPS	1:33.109	43	7 LAPS	1:33.511				53	4 LAPS	1:28.744
			72	1 LAP	1:23.956	58	5 LAPS	1:27.895							58	5 LAPS	1:26.393
			68	8 LAPS	1:33.166	68	8 LAPS	1:32.429							32	6 LAPS	1:33.966

Session Start: 09:12:59 - Finish: 11:13:35

Weather/Track Conditions: Sun / Dry

Circuit: Donington Park National

Track Length: 3.185 Km - 1.9791 miles

Donington Historic Festival - 28 - 30 Apr 2017

GT & Sports Car Cup for pre-66 GT & pre-63 sportscars

Race 11 - Lap Chart

Lap 79			Lap 80		
NO	Behind	Laptime	NO	Behind	Laptime
2		1:23.139	2		1:23.825
61	12 LAPS	1:29.798	58	6 LAPS	1:27.316
88	1 LAP	1:27.001	53	5 LAPS	1:30.013
7	5 LAPS	1:28.668	32	7 LAPS	1:30.751
42	8 LAPS	1:36.089	61	12 LAPS	1:29.980
43	8 LAPS	1:34.364	88	1 LAP	1:26.538
68	9 LAPS	1:32.233	7	5 LAPS	1:26.231
57	5 LAPS	1:29.379	43	8 LAPS	1:34.801
21	9 LAPS	1:37.311	42	8 LAPS	1:36.263
85	3 LAPS	1:26.969	68	9 LAPS	1:33.232
83	38.114	1:24.991	57	5 LAPS	1:36.888
96	3 LAPS	1:30.112	83	38.902	1:24.613
97	8 LAPS	1:27.522	85	3 LAPS	1:27.099
81	51.006	1:25.115	21	9 LAPS	1:37.327
71	6 LAPS	1:29.979	97	8 LAPS	1:25.924
75	59.598	1:25.644	96	3 LAPS	1:30.148
33	5 LAPS	1:29.066	81	51.801	1:24.620
15	5 LAPS	1:26.205	75	1:00.966	1:25.193
47	5 LAPS	1:31.118	71	6 LAPS	1:29.497
91	3 LAPS	1:27.985	15	5 LAPS	1:26.448
94	6 LAPS	1:31.810	33	5 LAPS	1:30.643
41	8 LAPS	1:37.388	91	3 LAPS	1:27.892
35	10 LAPS	1:36.142	47	5 LAPS	1:30.895
40	9 LAPS	1:32.608	94	6 LAPS	1:29.108
77	2 LAPS	1:28.575	84	2 LAPS	1:27.425
84	2 LAPS	1:24.827	72	1 LAP	1:27.315
72	1 LAP	1:24.550	77	2 LAPS	1:30.738
55	5 LAPS	1:29.620	41	8 LAPS	1:36.289
48	5 LAPS	1:28.856	40	9 LAPS	1:36.217
			35	10 LAPS	1:37.341
			55	5 LAPS	1:29.116
			48	5 LAPS	1:29.105

Session Start: 09:12:59 - Finish: 11:13:35
Weather/Track Conditions: Sun / Dry
Circuit: Donington Park National
Track Length: 3.185 Km - 1.9791 miles

Donington Historic Festival - 28 - 30 Apr 2017

FJHRA/HSCC 'Silverline' Championship pre-61 Front-Engined Formula Juniors

Race 12 - Classification

Sheet No:

POS	NO	DRIVER/S	CLASS	CLASS POS	CAR MAKE / MODEL	TIME	LAPS	GAP	DIFF	MPH	BEST	ON
1	20	John Sykes	B2	1	Merlyn Mk2	20:24.112	14	-- 14 laps		81.48	1:25.432	6
2	5	Robin Longdon	B2	2	Lola Mk2	20:24.401	14	0.289	0.289	81.46	1:25.989	8
3	3	Justin Fleming	B2	3	Lola Mk2	20:24.866	14	0.754	0.465	81.43	1:25.699	8
4	115	Harindra De Silva	B2	4	Lola Mk2	20:44.168	14	20.056	19.302	80.17	1:27.444	2
5	11	Nick Taylor	B2	5	Elva 100	20:44.767	14	20.655	0.599	80.13	1:27.786	13
6	19	Ralf Emmerling	B2	6	Gemini Mk2	20:47.805	14	23.693	3.038	79.93	1:27.248	13
7	14	Crispian Besley	B2	7	Elva 100	20:51.927	14	27.815	4.122	79.67	1:27.934	11
8	117	Thomas Smith	B1	1	Scorpion Rytune	20:54.737	14	30.625	2.810	79.49	1:27.554	14
9	4	Graham Barron	B1	2	Gemini Mk2	21:21.598	14	57.486	26.861	77.83	1:29.413	7
10	99	Simon Jones	B2	8	Elva 100	21:22.684	14	58.572	1.086	77.76	1:29.617	8
11	27	Tom De Gres	A	1	Stanguellini FJ	21:40.129	14	1:16.017	17.445	76.71	1:30.414	11
12	15	Ian Phillips	B2	9	BMC Mk1	21:50.683	14	1:26.571	10.554	76.10	1:27.554	8
13	13	John Arnold	B1	3	Elva 100	20:42.953	13	-- 13 laps	20.837	74.51	1:32.301	9
14	272	Nick Grewal	B2	10	Lola Mk2	20:50.662	13	7.709	7.709	74.06	1:32.734	2
15	90	Mark Haynes	B2	11	Nota FJ	21:03.277	13	20.324	12.615	73.32	1:33.400	13
16	93	Rudolf Ernst	B2	12	Mitter FJ	21:10.859	13	27.906	7.582	72.87	1:35.220	13
17	31	Hans Ciers	H	1	Mallock Mk3	21:44.765	13	1:01.812	33.906	70.99	1:36.267	13
18	119	Anthony Smith	B2	13	Elva 100	13:01.193	8	-- 8 laps --		72.96	1:34.573	7

----- FASTEST LAP SUMMARY -----

NO	DRIVER/S	CLASS	CAR MAKE / MODEL	FASTEST LAP	ON	MPH
20	John Sykes	B2	Merlyn Mk2	1:25.432	6	83.40
117	Thomas Smith	B1	Scorpion Rytune	1:27.554	14	81.37
27	Tom De Gres	A	Stanguellini FJ	1:30.414	11	78.80
31	Hans Ciers	H	Mallock Mk3	1:36.267	13	74.01

CAR 9 - NON STARTER

Session Start: 11:34:09 - Finish: 11:54:33

Weather/Track Conditions: Sun / Dry

Circuit: Donington Park National

Track Length: 3.185 Km - 1.9791 miles

These results are provisional until the conclusion of any judicial and technical matters.

Clerk of the Course:

Julian Floyd

Timekeeper:

Nick Palmer

Issued at:



Printed : 30-04-2017 - 11:57

Donington Historic Festival - 28 - 30 Apr 2017

FJHRA/HSCC 'Silverline' Championship pre-61 Front-Engined Formula Juniors

Race 12 - Sector Analysis

3 Justin Fleming (B2)										Lola Mk2									
lap	Sect-1	Speed	Sect-2	Speed	Sect-3	Speed	TopSpeed	laptime	pit	lap	Sect-1	Speed	Sect-2	Speed	Sect-3	Speed	Topspeed	laptime	pit
1		86.5	47.088	109.5	16.331	96.2		1:33.293		8	24.999	95.9	45.321	111.1	15.379			1:25.699	
2	25.589	96.2	45.660	110.6	15.404	98.6		1:26.653		9	24.735	97.8	46.838	113.0	17.075			1:28.648	
3	24.856	100.0	46.466	110.7	15.280	99.2		1:26.602		10	24.960	101.5	45.414	112.4	16.277			1:26.651	
4	24.619	99.0	45.538	110.6	15.615			1:25.772		11	25.012	102.0	45.666	111.7	17.348			1:28.026	
5	25.043	96.9	45.441	111.5	16.699	93.1		1:27.183		12	24.856	103.7	46.400	112.2	16.860			1:28.116	
6	24.884	95.8	45.662	111.3	15.377	98.9		1:25.923		13	25.054	95.6	46.006	108.4	17.020			1:28.080	
7	24.835	96.6	45.312	110.7	16.684			1:26.831		14	25.006	90.8	46.033	111.8	16.350			1:27.389	

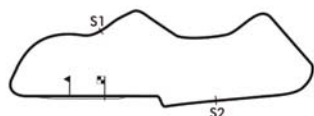
4 Graham Barron (B1)										Gemini Mk2									
lap	Sect-1	Speed	Sect-2	Speed	Sect-3	Speed	TopSpeed	laptime	pit	lap	Sect-1	Speed	Sect-2	Speed	Sect-3	Speed	Topspeed	laptime	pit
1		79.9	50.080	99.9	17.146			1:39.837		8	25.906	98.4	48.000	101.3	15.679			1:29.585	
2	26.258	90.0	49.814	99.6	16.210	89.5		1:32.282		9	25.728	98.7	47.978	101.3	16.702			1:30.408	
3	25.919	94.3	48.756	100.6	15.974			1:30.649		10	26.497	96.0	48.424	101.4	15.760			1:30.681	
4	25.895	99.0	48.534	100.5	16.146			1:30.575		11	26.366	94.3	48.307	102.2	16.751			1:31.424	
5	25.977	98.0	48.471	100.6	16.343	90.0		1:30.791		12	26.055	96.0	48.859	99.5	16.940			1:31.854	
6	25.805	96.0	49.518	98.2	16.383	89.8		1:31.706		13	26.140	95.1	48.969	100.5	16.038			1:31.147	
7	25.822	98.3	47.869	100.9	15.722			1:29.413		14	26.096	91.0	49.310	99.9	15.840			1:31.246	

5 Robin Longdon (B2)										Lola Mk2									
lap	Sect-1	Speed	Sect-2	Speed	Sect-3	Speed	TopSpeed	laptime	pit	lap	Sect-1	Speed	Sect-2	Speed	Sect-3	Speed	Topspeed	laptime	pit
1		92.5	46.602	107.4	15.746			1:31.573		8	24.860	97.0	45.380	110.2	15.749	96.9		1:25.989	
2	25.185	100.2	46.247	108.4	15.786			1:27.218		9	24.757	98.4	47.170	110.2	16.333	96.9		1:28.260	
3	25.084	99.3	45.847	109.7	15.734	95.5		1:26.665		10	25.070	98.1	45.775	107.6	15.516			1:26.361	
4	24.897	100.2	45.816	107.6	15.666	96.3		1:26.379		11	25.046	100.3	46.474	109.5	17.391			1:28.911	
5	24.936	99.3	45.770	109.1	15.829	95.6		1:26.535		12	24.740	99.0	46.454	108.4	16.945	94.7		1:28.139	
6	24.819	100.2	45.603	110.6	15.636			1:26.058		13	24.842	99.3	45.962	108.8	17.040			1:27.844	
7	24.995	97.3	45.956	110.9	16.126	97.4		1:27.077		14	25.177	92.6	46.070	108.6	16.145			1:27.392	

11 Nick Taylor (B2)										Elva 100									
lap	Sect-1	Speed	Sect-2	Speed	Sect-3	Speed	TopSpeed	laptime	pit	lap	Sect-1	Speed	Sect-2	Speed	Sect-3	Speed	Topspeed	laptime	pit
1		87.2	48.600	107.0	15.514	94.3		1:34.704		8	25.443	93.2	47.403	108.6	15.555	96.3		1:28.401	
2	25.830	89.0	47.519	107.2	15.481	94.0		1:28.830		9	25.262	92.1	48.187	107.9	15.399			1:28.848	
3	25.306	96.0	47.554	106.5	15.576	94.2		1:28.436		10	25.906	95.8	47.344	107.7	15.504	95.2		1:28.754	
4	25.339	97.4	47.682	105.5	15.760	92.7		1:28.781		11	25.667	98.3	46.940	108.3	15.460	96.2		1:28.067	
5	25.462	95.0	47.649	105.7	15.943			1:29.054		12	25.403	91.0	47.412	107.2	15.506	94.3		1:28.321	
6	25.456	95.5	47.750	106.9	15.444	95.0		1:28.650		13	25.152	99.6	46.708	109.0	15.926	94.7		1:27.786	
7	25.577	94.7	47.288	107.4	15.456	95.5		1:28.321		14	25.708	99.9	46.724	108.1	15.382	94.7		1:27.814	

13 John Arnold (B1)										Elva 100									
lap	Sect-1	Speed	Sect-2	Speed	Sect-3	Speed	TopSpeed	laptime	pit	lap	Sect-1	Speed	Sect-2	Speed	Sect-3	Speed	Topspeed	laptime	pit
1		77.1	51.139	96.7	17.386			1:43.424		8	27.015	90.9	48.978	101.6	16.719	88.7		1:32.712	
2	26.757	85.4	50.109	102.8	17.334			1:34.200		9	26.610	87.1	48.951	100.8	16.740			1:32.301	
3	26.664	87.6	49.565	100.2	17.163			1:33.392		10	27.380	87.3	49.347	99.3	16.931	88.9		1:33.658	
4	26.684	85.1	50.340	101.7	16.919			1:33.943		11	27.276	85.0	50.543	93.4	17.727	83.3		1:35.546	
5	26.368	92.0	50.141	100.6	17.280	88.6		1:33.789		12	28.029	83.4	53.804	82.5	19.527			1:41.360	
6	26.535	84.7	51.948	102.2	16.640	89.9		1:35.123		13	28.512	81.3	52.331	87.2	18.759			1:39.602	
7	27.515	90.0	49.181	99.6	17.207			1:33.903		14									

14 Crispian Besley (B2)										Elva 100									
lap	Sect-1	Speed	Sect-2	Speed	Sect-3	Speed	TopSpeed	laptime	pit	lap	Sect-1	Speed	Sect-2	Speed	Sect-3	Speed	Topspeed	laptime	pit
1		87.4	48.773	103.6	15.745	95.8		1:35.504		8	25.775	96.0	47.233	107.2	15.738			1:28.746	
2	25.444	93.5	48.324	105.4	16.313	94.3		1:30.081		9	25.586	97.3	47.231	105.0	15.688	95.1		1:28.505	
3	25.669	98.7	48.124	105.4	15.747			1:29.540		10	26.113	101.5	47.072	105.5	15.624	97.0		1:28.809	
4	25.233	99.4	47.762	104.2	15.789			1:28.784		11	25.569	101.2	46.493	103.4	15.872			1:27.934	
5	25.422	100.7	47.651	104.4	15.935			1:29.008		12	25.388	99.1	47.719	104.2	16.584	91.2		1:29.691	
6	25.333	100.7	47.724	105.5	15.851			1:28.908		13	25.625	99.9	47.364	104.2	16.180	94.4		1:29.169	
7	25.436	96.6	47.630	105.5	15.896	95.4		1:28.962		14	25.288	101.3	47.166	104.9	15.832			1:28.286	



Session Start: 11:34:09 - Finish: 11:54:33

Weather/Track Conditions: Sun / Dry

Circuit: Donington Park National

Track Length: 3.185 Km - 1.9791 miles

Donington Historic Festival - 28 - 30 Apr 2017

FJHRA/HSCC 'Silverline' Championship pre-61 Front-Engined Formula Juniors

Race 12 - Sector Analysis

15 Ian Phillips (B2)										BMC Mk1									
lap	Sect-1	Speed	Sect-2	Speed	Sect-3	Speed	TopSpeed	laptime	pit	lap	Sect-1	Speed	Sect-2	Speed	Sect-3	Speed	Topspeed	laptime	pit
1		82.8	49.677	105.4	16.222	94.2		1:38.252		8	25.584	93.5	46.521	106.7	15.449			1:27.554	
2	25.489	92.9	48.067	105.0	16.105	95.6		1:29.661		9	25.524	94.8	47.071	106.2	15.952			1:28.547	
3	25.285	94.7	47.114	106.2	16.136	95.8		1:28.535		10	26.227	99.6	46.894	105.7	15.879			1:29.000	
4	25.035	100.9	47.527	106.0	15.751	97.0		1:28.313		11	25.479	104.0	46.745	106.5	15.790			1:28.014	
5	25.188	96.7	47.159	101.6	16.462			1:28.809		12	25.424	99.9	46.927	106.5	1:12.593			2:24.944	
6	25.075	95.8	47.818	105.5	16.185			1:29.078		13	28.211	87.6	48.237	104.9	16.410	95.4		1:32.858	
7	25.313	95.1	47.065	108.3	16.173			1:28.551		14	25.520	94.3	47.274	105.4	15.773			1:28.567	

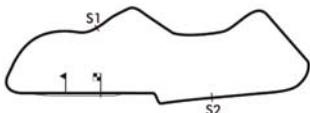
19 Ralf Emmerling (B2)										Gemini Mk2									
lap	Sect-1	Speed	Sect-2	Speed	Sect-3	Speed	TopSpeed	laptime	pit	lap	Sect-1	Speed	Sect-2	Speed	Sect-3	Speed	Topspeed	laptime	pit
1		87.4	48.060	106.2	15.908			1:34.425		8	25.466	92.1	47.098	106.7	15.415	96.6		1:27.979	
2	25.866	92.4	48.492	106.9	15.651			1:30.009		9	25.454	92.9	47.896	106.9	15.349			1:28.699	
3	25.751	90.7	48.952	106.5	15.267			1:29.970		10	25.616	96.2	47.028	106.2	15.836	96.7		1:28.480	
4	25.528	92.6	47.651	106.2	15.573	95.9		1:28.752		11	25.778	94.6	47.040	106.9	15.350			1:28.168	
5	25.629	92.3	47.635	105.9	15.732	95.8		1:28.996		12	25.359	92.6	47.423	107.0	15.683			1:28.465	
6	25.503	97.3	47.787	105.9	15.327	95.9		1:28.617		13	25.072	95.4	46.712	107.4	15.464	96.2		1:27.248	
7	25.500	90.0	47.870	105.4	15.494	96.5		1:28.864		14	25.619	91.5	47.684	106.5	15.830	95.4		1:29.133	

20 John Sykes (B2)										Merlyn Mk2									
lap	Sect-1	Speed	Sect-2	Speed	Sect-3	Speed	TopSpeed	laptime	pit	lap	Sect-1	Speed	Sect-2	Speed	Sect-3	Speed	Topspeed	laptime	pit
1		90.0	46.893	108.1	15.995			1:32.405		8	25.020	95.8	45.596	110.0	15.682			1:26.298	
2	25.164	95.8	46.256	108.4	15.580	98.2		1:27.000		9	25.003	93.2	46.764	110.0	15.869			1:27.636	
3	24.936	96.6	47.027	110.4	15.434			1:27.397		10	24.941	95.1	46.170	109.7	15.516			1:26.627	
4	24.775	94.4	45.473	109.7	15.573			1:25.821		11	25.327	93.4	46.469	110.0	17.743			1:29.539	
5	24.996	96.9	45.438	111.1	16.056	95.2		1:26.490		12	24.788	97.7	46.139	109.8	15.652	97.6		1:26.579	
6	24.662	96.2	45.150	110.6	15.620	97.0		1:25.432		13	25.070	93.8	46.572	100.2	17.594	95.0		1:29.236	
7	25.117	94.8	45.451	110.9	15.531			1:26.099		14	25.191	94.7	46.018	110.2	16.344	95.6		1:27.553	

27 Tom De Gres (A)										Stanguellini FJ									
lap	Sect-1	Speed	Sect-2	Speed	Sect-3	Speed	TopSpeed	laptime	pit	lap	Sect-1	Speed	Sect-2	Speed	Sect-3	Speed	Topspeed	laptime	pit
1		74.2	51.819	100.6	16.914	90.6		1:42.693		8	26.198	91.5	49.212	104.9	16.043	92.9		1:31.453	
2	26.739	85.8	50.522	103.3	16.829			1:34.090		9	26.172	90.1	49.083	105.0	15.983	94.0		1:31.238	
3	26.891	88.9	49.947	103.9	16.866	91.6		1:33.704		10	27.010	92.3	48.772	103.9	15.986			1:31.768	
4	26.983	85.8	50.214	103.9	16.714			1:33.911		11	25.920	93.3	48.480	105.9	16.014			1:30.414	
5	26.377	90.7	50.422	103.7	16.731			1:33.530		12	26.121	93.9	49.006	104.2	17.125	91.6		1:32.252	
6	26.346	90.8	50.040	99.9	15.916			1:32.302		13	26.050	93.8	48.345	105.7	16.068	89.9		1:30.463	
7	26.296	94.4	49.120	103.6	16.320	93.8		1:31.736		14	26.512	92.4	48.216	105.2	15.847	94.2		1:30.575	

31 Hans Ciers (H)										Mallock Mk3									
lap	Sect-1	Speed	Sect-2	Speed	Sect-3	Speed	TopSpeed	laptime	pit	lap	Sect-1	Speed	Sect-2	Speed	Sect-3	Speed	Topspeed	laptime	pit
1		74.3	54.593	95.8	18.021			1:50.538		8	28.950	74.6	57.954	99.6	17.804			1:44.708	
2	29.208	77.1	54.446	95.8	17.816	87.6		1:41.470		9	28.750	79.9	52.201	97.0	17.140	87.7		1:38.091	
3	28.484	79.8	53.822	96.1	17.526	89.8		1:39.832		10	29.953	70.0	52.466	98.2	17.621			1:40.040	
4	28.749	77.0	53.559	95.9	18.499			1:40.807		11	28.062	80.2	51.291	97.2	18.654	85.9		1:38.007	
5	28.968	79.2	52.747	98.2	17.269	88.6		1:38.984		12	28.510	81.0	51.706	99.2	17.187			1:37.403	
6	28.849	81.5	52.248	97.0	18.197			1:39.294		13	28.502	84.0	50.832	104.4	16.933			1:36.267	
7	29.638	77.0	52.670	98.9	17.016	89.9		1:39.324		14									

90 Mark Haynes (B2)										Nota FJ									
lap	Sect-1	Speed	Sect-2	Speed	Sect-3	Speed	TopSpeed	laptime	pit	lap	Sect-1	Speed	Sect-2	Speed	Sect-3	Speed	Topspeed	laptime	pit
1		70.3	53.351	101.6	17.229			1:45.962		8	27.476	79.5	51.214	105.4	18.936			1:37.626	
2	28.114	75.5	53.063	101.3	17.457			1:38.634		9	27.312	81.5	50.877	104.1	16.986	92.6		1:35.175	
3	27.767	78.4	51.426	101.4	17.033			1:36.226		10	28.269	76.2	50.605	103.6	16.621	94.0		1:35.495	
4	27.659	78.3	52.637	101.1	17.844			1:38.140		11	27.970	69.5	52.543	104.9	16.987			1:37.500	
5	27.950	78.2	53.927	102.0	16.709			1:38.586		12	26.809	83.1	50.367	106.4	16.719	92.1		1:33.895	
6	27.558	74.3	53.147	105.4	16.934	91.7		1:37.639		13	26.708	82.1	49.816	105.0	16.876	93.8		1:33.400	
7	27.224	78.6	50.960	102.5	16.815	93.1		1:34.999		14									



Session Start: 11:34:09 - Finish: 11:54:33

Weather/Track Conditions: Sun / Dry

Circuit: Donington Park National

Track Length: 3.185 Km - 1.9791 miles

Donington Historic Festival - 28 - 30 Apr 2017

FJHRA/HSCC 'Silverline' Championship pre-61 Front-Engined Formula Juniors

Race 12 - Sector Analysis

93 Rudolf Ernst (B2)										Mitter FJ									
lap	Sect-1	Speed	Sect-2	Speed	Sect-3	Speed	TopSpeed	laptime	pit	lap	Sect-1	Speed	Sect-2	Speed	Sect-3	Speed	Topspeed	laptime	pit
1		83.2	53.242	96.2	17.636	85.4		1:47.566		8	27.355	93.5	50.992	97.9	21.780	78.1		1:40.127	
2	28.091	80.6	53.436	97.4	17.070			1:38.597		9	28.650	91.9	50.663	97.9	16.264			1:35.577	
3	27.690	85.2	52.660	99.8	16.713			1:37.063		10	28.077	93.7	51.562	91.0	17.666			1:37.305	
4	27.827	86.7	51.529	97.6	17.063	86.3		1:36.419		11	29.242	87.9	50.362	97.4	16.951			1:36.555	
5	27.811	83.5	53.990	100.0	17.015			1:38.816		12	27.078	94.8	49.777	100.2	19.664			1:36.519	
6	27.358	81.1	51.857	100.3	16.655			1:35.870		13	28.218	94.3	50.488	98.4	16.514			1:35.220	
7	27.212	92.4	51.339	97.7	16.674			1:35.225		14									

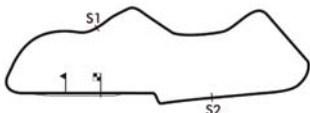
99 Simon Jones (B2)										Elva 100									
lap	Sect-1	Speed	Sect-2	Speed	Sect-3	Speed	TopSpeed	laptime	pit	lap	Sect-1	Speed	Sect-2	Speed	Sect-3	Speed	Topspeed	laptime	pit
1		82.2	50.434	103.1	17.233	90.3		1:39.500		8	25.840	95.8	47.790	105.4	15.987	94.0		1:29.617	
2	26.196	82.9	49.816	104.1	15.898	93.1		1:31.910		9	25.873	93.8	47.967	104.9	15.957			1:29.797	
3	25.939	88.8	48.816	104.1	16.027	93.5		1:30.782		10	27.592	95.1	48.068	104.7	15.938	93.6		1:31.598	
4	25.876	94.2	48.463	105.0	16.221	92.9		1:30.560		11	26.548	89.1	48.064	105.4	20.070	88.0		1:34.682	
5	26.027	92.4	48.561	103.7	16.224	93.0		1:30.812		12	25.817	97.7	48.127	104.7	17.657	92.0		1:31.601	
6	26.144	90.5	48.573	104.6	15.825	94.8		1:30.542		13	25.983	91.5	48.262	106.0	16.306			1:30.551	
7	25.875	91.8	48.372	104.1	16.148	93.6		1:30.395		14	25.821	95.4	48.320	106.4	16.196	91.4		1:30.337	

115 Harindra De Silva (B2)										Lola Mk2									
lap	Sect-1	Speed	Sect-2	Speed	Sect-3	Speed	TopSpeed	laptime	pit	lap	Sect-1	Speed	Sect-2	Speed	Sect-3	Speed	Topspeed	laptime	pit
1		83.3	49.095	110.4	16.073	95.6		1:37.279		8	25.682	93.9	47.165	112.2	15.638	99.6		1:28.485	
2	25.221	91.3	46.686	111.1	15.537			1:27.444		9	25.237	84.1	48.053	110.7	15.458			1:28.748	
3	25.774	91.2	47.955	110.6	15.163			1:28.892		10	26.134	94.6	46.901	111.7	15.801	98.3		1:28.836	
4	24.968	101.8	46.716	112.0	15.906			1:27.590		11	25.752	95.9	46.694	112.0	15.711	98.9		1:28.157	
5	25.563	93.8	46.879	111.1	15.495			1:27.937		12	25.153	95.1	46.479	112.4	15.870	97.7		1:27.502	
6	25.457	94.7	47.002	110.4	16.203	96.2		1:28.662		13	25.548	97.3	46.871	112.4	15.941			1:28.360	
7	25.931	94.1	46.792	112.4	15.762			1:28.485		14	25.693	98.1	46.574	112.2	15.524	99.6		1:27.791	

117 Thomas Smith (B1)										Scorpion Rytune									
lap	Sect-1	Speed	Sect-2	Speed	Sect-3	Speed	TopSpeed	laptime	pit	lap	Sect-1	Speed	Sect-2	Speed	Sect-3	Speed	Topspeed	laptime	pit
1		90.4	49.977	103.1	16.444			1:37.606		8	25.435	90.5	48.861	102.0	15.644			1:29.940	
2	25.654	98.1	48.432	103.4	15.483			1:29.569		9	25.581	97.1	48.445	102.5	15.520			1:29.546	
3	25.674	98.3	48.353	100.3	15.771			1:29.798		10	26.239	99.1	47.661	100.5	15.542			1:29.442	
4	25.357	100.6	47.232	102.6	15.487	95.5		1:28.076		11	25.737	99.7	47.540	101.6	15.663	91.6		1:28.940	
5	25.489	100.3	47.787	103.4	15.670	93.8		1:28.946		12	25.592	100.7	47.157	102.5	15.793	88.6		1:28.542	
6	25.524	101.2	47.771	104.1	15.601	93.4		1:28.896		13	25.705	100.4	48.076	103.0	15.511	93.3		1:29.292	
7	25.557	89.7	47.603	103.6	15.430			1:28.590		14	25.226	102.9	47.059	103.1	15.269	95.5		1:27.554	

119 Anthony Smith (B2)										Elva 100									
lap	Sect-1	Speed	Sect-2	Speed	Sect-3	Speed	TopSpeed	laptime	pit	lap	Sect-1	Speed	Sect-2	Speed	Sect-3	Speed	Topspeed	laptime	pit
1		78.4	52.364	98.7	17.325	89.3		1:47.030		5	27.106	83.7	51.704	105.5	16.939	90.9		1:35.749	
2	27.982	74.8	52.699	102.6	17.612	91.6		1:38.293		6	27.290	77.9	51.217	104.6	17.131	90.1		1:35.638	
3	27.621	75.0	52.216	104.2	17.534			1:37.371		7	26.917	84.6	50.416	103.7	17.240			1:34.573	
4	27.520	80.4	50.948	105.4	17.265			1:35.733		8	27.201	85.5	51.932	101.4	17.673			1:36.806	

272 Nick Grewal (B2)										Lola Mk2									
lap	Sect-1	Speed	Sect-2	Speed	Sect-3	Speed	TopSpeed	laptime	pit	lap	Sect-1	Speed	Sect-2	Speed	Sect-3	Speed	Topspeed	laptime	pit
1		76.8	50.120	110.9	16.925			1:40.799		8	26.848	82.7	50.913	111.1	16.874			1:34.635	
2	26.246	81.3	49.950	113.2	16.538	96.7		1:32.734		9	27.101	79.1	53.023	107.7	17.307	96.1		1:37.431	
3	26.402	80.6	50.322	109.7	16.755			1:33.479		10	28.598	77.5	51.571	106.5	18.786	95.0		1:38.955	
4	26.992	77.1	52.075	111.1	16.618	100.0		1:35.685		11	27.459	80.4	52.217	109.1	17.031			1:36.707	
5	26.696	80.8	51.012	107.4	16.981	98.2		1:34.689		12	26.863	80.2	51.212	94.3	19.418	91.6		1:37.493	
6	27.596	83.1	51.170	109.1	17.011	99.3		1:35.777		13	28.281	81.5	50.323	112.6	16.655			1:35.259	
7	29.334	80.7	50.756	109.8	16.929			1:37.019		14									



Session Start: 11:34:09 - Finish: 11:54:33

Weather/Track Conditions: Sun / Dry

Circuit: Donington Park National

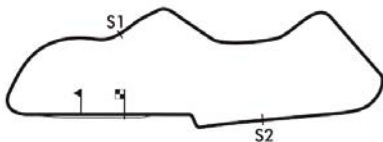
Track Length: 3.185 Km - 1.9791 miles

Donington Historic Festival - 28 - 30 Apr 2017

FJHRA/HSCC 'Silverline' Championship pre-61 Front-Engined Formula Juniors

Race 12 - Best Sector Times

	SECTOR 1			SECTOR 2			SECTOR 3			IDEAL / BEST LAP COMPARISON					
	NO	TIME	LAP	NO	TIME	LAP	NO	TIME	LAP	NO	NAME	BEST	IN	IDEAL	DIFF
1	3	24.619	4	20	45.150	6	115	15.163	3	20	John Sykes	1:25.432	6	1:25.246	+0.186
2	20	24.662	6	3	45.312	7	19	15.267	3	3	Justin Fleming	1:25.699	8	1:25.211	+0.488
3	5	24.740	12	5	45.380	8	117	15.269	14	5	Robin Longdon	1:25.989	8	1:25.636	+0.353
4	115	24.968	4	115	46.479	12	3	15.280	3	19	Ralf Emmerling	1:27.248	13	1:27.051	+0.197
5	15	25.035	4	14	46.493	11	11	15.382	14	115	Harindra De Silva	1:27.444	2	1:26.610	+0.834
6	19	25.072	13	15	46.521	8	20	15.434	3	15	Ian Phillips	1:27.554	8	1:27.005	+0.549
7	11	25.152	13	11	46.708	13	15	15.449	8	117	Thomas Smith	1:27.554	14	1:27.554	+0.000
8	117	25.226	14	19	46.712	13	5	15.516	10	11	Nick Taylor	1:27.786	13	1:27.242	+0.544
9	14	25.233	4	117	47.059	14	14	15.624	10	14	Crispian Besley	1:27.934	11	1:27.350	+0.584
10	4	25.728	9	99	47.790	8	4	15.679	8	4	Graham Barron	1:29.413	7	1:29.276	+0.137
11	99	25.817	12	4	47.869	7	99	15.825	6	99	Simon Jones	1:29.617	8	1:29.432	+0.185
12	27	25.920	11	27	48.216	14	27	15.847	14	27	Tom De Gres	1:30.414	11	1:29.983	+0.431
13	272	26.246	2	13	48.951	9	93	16.264	9	13	John Arnold	1:32.301	9	1:31.959	+0.342
14	13	26.368	5	93	49.777	12	272	16.538	2	272	Nick Grewal	1:32.734	2	1:32.734	+0.000
15	90	26.708	13	90	49.816	13	90	16.621	10	90	Mark Haynes	1:33.400	13	1:33.145	+0.255
16	119	26.917	7	272	49.950	2	13	16.640	6	119	Anthony Smith	1:34.573	7	1:34.272	+0.301
17	93	27.078	12	119	50.416	7	31	16.933	13	93	Rudolf Ernst	1:35.220	13	1:33.119	+2.101
18	31	28.062	11	31	50.832	13	119	16.939	5	31	Hans Ciers	1:36.267	13	1:35.827	+0.440



Session Start: 11:34:09 - Finish: 11:54:33

Weather/Track Conditions: Sun / Dry

Circuit: Donington Park National

Track Length: 3.185 Km - 1.9791 miles

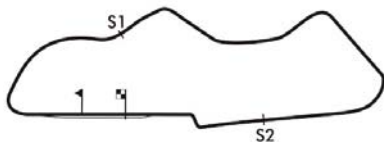


Donington Historic Festival - 28 - 30 Apr 2017

FJHRA/HSCC 'Silverline' Championship pre-61 Front-Engined Formula Juniors

Race 12 - Best Sector Speeds

	NO	SECTOR 1	MPH	NO	SECTOR 2	MPH	NO	SECTOR 3	MPH
1	15	Ian Phillips	104.0	272	Nick Grewal	113.2	272	Nick Grewal	100.0
2	3	Justin Fleming	103.7	3	Justin Fleming	113.0	115	Harindra De Silva	99.9
3	117	Thomas Smith	102.9	115	Harindra De Silva	112.4	3	Justin Fleming	99.2
4	115	Harindra De Silva	101.8	20	John Sykes	111.1	20	John Sykes	98.4
5	14	Crispian Besley	101.5	5	Robin Longdon	110.9	5	Robin Longdon	97.6
6	5	Robin Longdon	100.3	11	Nick Taylor	109.0	19	Ralf Emmerling	97.3
7	11	Nick Taylor	99.9	15	Ian Phillips	108.3	14	Crispian Besley	97.0
8	4	Graham Barron	99.0	19	Ralf Emmerling	107.4	15	Ian Phillips	97.0
9	20	John Sykes	97.7	14	Crispian Besley	107.2	11	Nick Taylor	96.3
10	99	Simon Jones	97.7	90	Mark Haynes	106.4	117	Thomas Smith	95.5
11	19	Ralf Emmerling	97.3	99	Simon Jones	106.4	99	Simon Jones	94.8
12	93	Rudolf Ernst	94.8	27	Tom De Gres	105.9	27	Tom De Gres	94.4
13	27	Tom De Gres	94.4	119	Anthony Smith	105.5	90	Mark Haynes	94.0
14	13	John Arnold	92.0	31	Hans Ciers	104.4	119	Anthony Smith	91.6
15	119	Anthony Smith	85.5	117	Thomas Smith	104.1	4	Graham Barron	91.1
16	31	Hans Ciers	84.0	13	John Arnold	102.8	31	Hans Ciers	90.1
17	90	Mark Haynes	83.1	4	Graham Barron	102.2	13	John Arnold	89.9
18	272	Nick Grewal	83.1	93	Rudolf Ernst	100.3	93	Rudolf Ernst	89.5



Session Start: 11:34:09 - Finish: 11:54:33
Weather/Track Conditions: Sun / Dry
Circuit: Donington Park National
Track Length: 3.185 Km - 1.9791 miles



Donington Historic Festival - 28 - 30 Apr 2017

FJHRA/HSCC 'Silverline' Championship pre-61 Front-Engined Formula Juniors

Race 12 - Lap Chart

Lap 1			Lap 2			Lap 3			Lap 4			Lap 5			Lap 6		
NO	Behind	Laptime	NO	Behind	Laptime	NO	Behind	Laptime	NO	Behind	Laptime	NO	Behind	Laptime	NO	Behind	Laptime
5		1:31.573	5		1:27.218	5		1:26.665	5		1:26.379	5		1:26.535	5		1:26.058
20	0.832	1:32.405	20	0.614	1:27.000	3	1.092	1:26.602	3	0.485	1:25.772	20	0.743	1:26.490	20	0.117	1:25.432
3	1.720	1:33.293	3	1.155	1:26.653	20	1.346	1:27.397	20	0.788	1:25.821	3	1.133	1:27.183	3	0.998	1:25.923
19	2.852	1:34.425	11	4.743	1:28.830	11	6.514	1:28.436	11	8.916	1:28.781	115	10.772	1:27.937	115	13.376	1:28.662
11	3.131	1:34.704	19	5.643	1:30.009	115	8.159	1:28.892	115	9.370	1:27.590	11	11.435	1:29.054	11	14.027	1:28.650
14	3.931	1:35.504	115	5.932	1:27.444	19	8.948	1:29.970	19	11.321	1:28.752	19	13.782	1:28.996	19	16.341	1:28.617
115	5.706	1:37.279	14	6.794	1:30.081	14	9.669	1:29.540	14	12.074	1:28.784	14	14.547	1:29.008	14	17.397	1:28.908
117	6.033	1:37.606	117	8.384	1:29.569	15	10.992	1:28.535	15	12.926	1:28.313	15	15.200	1:28.809	15	18.220	1:29.078
15	6.679	1:38.252	15	9.122	1:29.661	117	11.517	1:29.798	117	13.214	1:28.076	117	15.625	1:28.946	117	18.463	1:28.896
99	7.927	1:39.500	99	12.619	1:31.910	99	16.736	1:30.782	99	20.917	1:30.560	99	25.194	1:30.812	99	29.678	1:30.542
4	8.264	1:39.837	4	13.328	1:32.282	4	17.312	1:30.649	4	21.508	1:30.575	4	25.764	1:30.791	4	31.412	1:31.706
272	9.226	1:40.799	272	14.742	1:32.734	272	21.556	1:33.479	272	30.862	1:35.685	272	39.016	1:34.689	27	45.802	1:32.302
27	11.120	1:42.693	27	17.992	1:34.090	27	25.031	1:33.704	27	32.563	1:33.911	27	39.558	1:33.530	272	48.735	1:35.777
13	11.851	1:43.424	13	18.833	1:34.200	13	25.560	1:33.392	13	33.124	1:33.943	13	40.378	1:33.789	13	49.443	1:35.123
90	14.389	1:45.962	90	25.805	1:38.634	90	35.366	1:36.226	119	46.592	1:35.733	119	55.806	1:35.749	119	1:05.386	1:35.638
119	15.457	1:47.030	119	26.532	1:38.293	119	37.238	1:37.371	90	47.127	1:38.140	90	59.178	1:38.586	93	1:09.903	1:35.870
93	15.993	1:47.566	93	27.372	1:38.597	93	37.770	1:37.063	93	47.810	1:36.419	93	1:00.091	1:38.816	90	1:10.759	1:37.639
31	18.965	1:50.538	31	33.217	1:41.470	31	46.384	1:39.832	31	1:00.812	1:40.807	31	1:13.261	1:38.984			

Session Start: 11:34:09 - Finish: 11:54:33

Weather/Track Conditions: Sun / Dry

Circuit: Donington Park National

Track Length: 3.185 Km - 1.9791 miles

Donington Historic Festival - 28 - 30 Apr 2017

FJHRA/HSCC 'Silverline' Championship pre-61 Front-Engined Formula Juniors

Race 12 - Lap Chart

Lap 7			Lap 8			Lap 9			Lap 10			Lap 11			Lap 12		
NO	Behind	Laptime	NO	Behind	Laptime	NO	Behind	Laptime	NO	Behind	Laptime	NO	Behind	Laptime	NO	Behind	Laptime
20		1:26.099	20		1:26.298	20		1:27.636	20		1:26.627	20		1:29.539	20		1:26.579
31	1 LAP	1:39.294	5	0.552	1:25.989	5	1.176	1:28.260	5	0.910	1:26.361	5	0.282	1:28.911	5	1.842	1:28.139
5	0.861	1:27.077	3	1.014	1:25.699	3	2.026	1:28.648	3	2.050	1:26.651	272	1 LAP	1:38.955	3	2.074	1:28.116
3	1.613	1:26.831	31	1 LAP	1:39.324	90	1 LAP	1:37.626	90	1 LAP	1:35.175	3	0.537	1:28.026	272	1 LAP	1:36.707
115	15.645	1:28.485	115	17.832	1:28.485	93	1 LAP	1:40.127	93	1 LAP	1:35.577	90	1 LAP	1:35.495	115	20.694	1:27.502
11	16.132	1:28.321	11	18.235	1:28.401	115	18.944	1:28.748	115	21.153	1:28.836	115	19.771	1:28.157	11	21.844	1:28.321
19	18.989	1:28.864	19	20.670	1:27.979	11	19.447	1:28.848	11	21.574	1:28.754	11	20.102	1:28.067	19	24.101	1:28.465
14	20.143	1:28.962	15	21.811	1:27.554	19	21.733	1:28.699	19	23.586	1:28.480	93	1 LAP	1:37.305	14	27.149	1:29.691
15	20.555	1:28.551	14	22.591	1:28.746	15	22.722	1:28.547	15	25.095	1:29.000	19	22.215	1:28.168	90	1 LAP	1:37.500
117	20.837	1:28.590	117	24.479	1:29.940	14	23.460	1:28.505	14	25.642	1:28.809	15	23.570	1:28.014	117	30.568	1:28.542
99	33.857	1:30.395	99	37.176	1:29.617	117	26.389	1:29.546	117	29.204	1:29.442	14	24.037	1:27.934	93	1 LAP	1:36.555
4	34.609	1:29.413	4	37.896	1:29.585	31	1 LAP	1:44.708	31	1 LAP	1:38.091	117	28.605	1:28.940	4	51.882	1:31.854
27	51.322	1:31.736	27	56.477	1:31.453	99	39.337	1:29.797	99	44.308	1:31.598	4	46.607	1:31.424	99	54.473	1:31.601
13	57.130	1:33.903	13	1:03.544	1:32.712	4	40.668	1:30.408	4	44.722	1:30.681	99	49.451	1:34.682	31	1 LAP	1:38.007
272	59.538	1:37.019	272	1:07.875	1:34.635	27	1:00.079	1:31.238	27	1:05.220	1:31.768	31	1 LAP	1:40.040	27	1:11.768	1:32.252
119	1:13.743	1:34.573	119	1:24.251	1:36.806	13	1:08.209	1:32.301	13	1:15.240	1:33.658	27	1:06.095	1:30.414	15	1:21.935	2:24.944
93	1:18.912	1:35.225				272	1:17.670	1:37.431				13	1:21.247	1:35.546			
90	1:19.542	1:34.999															

Session Start: 11:34:09 - Finish: 11:54:33

Weather/Track Conditions: Sun / Dry

Circuit: Donington Park National

Track Length: 3.185 Km - 1.9791 miles

Donington Historic Festival - 28 - 30 Apr 2017

FJHRA/HSCC 'Silverline' Championship pre-61 Front-Engined Formula Juniors

Race 12 - Lap Chart

Lap 13			Lap 14		
NO	Behind	Laptime	NO	Behind	Laptime
20		1:29.236	20		1:27.553
5	0.450	1:27.844	5	0.289	1:27.392
3	0.918	1:28.080	3	0.754	1:27.389
13	1 LAP	1:41.360	13	1 LAP	1:39.602
272	1 LAP	1:37.493	115	20.056	1:27.791
115	19.818	1:28.360	11	20.655	1:27.814
11	20.394	1:27.786	19	23.693	1:29.133
19	22.113	1:27.248	272	1 LAP	1:35.259
14	27.082	1:29.169	14	27.815	1:28.286
117	30.624	1:29.292	117	30.625	1:27.554
90	1 LAP	1:33.895	90	1 LAP	1:33.400
93	1 LAP	1:36.519	93	1 LAP	1:35.220
4	53.793	1:31.147	4	57.486	1:31.246
99	55.788	1:30.551	99	58.572	1:30.337
31	1 LAP	1:37.403	27	1:16.017	1:30.575
27	1:12.995	1:30.463	31	1 LAP	1:36.267
15	1:25.557	1:32.858	15	1:26.571	1:28.567

Session Start: 11:34:09 - Finish: 11:54:33

Weather/Track Conditions: Sun / Dry

Circuit: Donington Park National

Track Length: 3.185 Km - 1.9791 miles

Donington Historic Festival - 28 - 30 Apr 2017

Jaguar Classic Challenge for pre-66 Jaguar cars Race 13 - Classification

Sheet No:

POS	NO	DRIVER/S	CLASS	CLASS POS	CAR MAKE / MODEL	TIME	LAPS	GAP	DIFF	MPH	BEST	ON
1	86	Gary Pearson	E	1	Jaguar E-Type	40:51.530	29	-- 29 laps		84.28	1:20.207	5
2	145	Ben Short	E	2	Jaguar E-Type	41:05.626	29	14.096	14.096	83.79	1:20.458	5
3	21	Dodd-Dodd	E	3	Jaguar E-Type	41:15.839	29	24.309	10.213	83.45	1:20.319	5
4	92	Thomas-Lockie	E	4	Jaguar E-Type	41:25.726	29	34.196	9.887	83.11	1:19.820	4
5	2	Folch-Hadfield	E	5	Jaguar E-Type	41:45.882	29	54.352	20.156	82.45	1:21.337	25
6	155	Alistair Dyson	E	6	Jaguar E-Type	40:52.062	28	-- 28 laps	27.871	81.35	1:22.847	28
7	89	Michael Wrigley	E	7	Jaguar E-Type	40:54.602	28	2.540	2.540	81.27	1:22.628	24
8	72	Jamie Boot	E	8	Jaguar E-Type	40:56.514	28	4.452	1.912	81.21	1:23.166	9
9	11	Wakeman-Hall	E	9	Jaguar E-Type	41:55.547	28	1:03.485	59.033	79.30	1:24.777	10
10	10	Simon Butler	E	10	Jaguar E-Type	41:56.557	28	1:04.495	1.010	79.27	1:25.196	28
11	84	Read Gomm	E	11	Jaguar E-Type	42:06.542	28	1:14.480	9.985	78.96	1:24.485	3
12	9	Ben Eastick	C	1	Jaguar D-Type	40:56.907	27	-- 27 laps	17.413	78.29	1:25.636	17
13	4	Tim Mogridge	F	1	Jaguar E-Type	40:56.915	27	0.008	0.008	78.29	1:26.081	16
14	95	Mitchell-De Silva	E	12	Jaguar E-Type	41:13.136	27	16.229	16.221	77.78	1:22.705	14
15	70	Les Ely	F	2	Jaguar E-Type	41:32.402	27	35.495	19.266	77.18	1:27.159	23
16	17	Gate-Coyne	E	13	Jaguar E-Type	41:32.542	27	35.635	0.140	77.17	1:26.244	25
17	55	Melling-Minshaw	F	3	Jaguar E-Type	41:32.765	27	35.858	0.223	77.17	1:24.776	20
18	38	Brewer-Gray	F	4	Jaguar E-Type	41:50.990	27	54.083	18.225	76.61	1:26.943	4
19	82	Bob Binfield	D	1	Jaguar E-Type	42:05.094	27	1:08.187	14.104	76.18	1:27.867	18
20	90	O'Connell-Watson	F	5	Jaguar E-Type	41:15.846	26	-- 26 laps	41.871	74.81	1:25.597	8
21	23	Roger Cope	B	1	Jaguar Mk1	41:38.177	26	22.331	22.331	74.15	1:30.731	16
22	12	Andy Keith-Lucas	Inv	1	Jaguar XK120	41:44.325	26	28.479	6.148	73.97	1:29.991	4
23	49	Diane Osborne	B	2	Jaguar Mk1	41:01.579	24	-- 24 laps	2:19.142	69.46	1:35.827	5
24	150	Keith-Lucas-Keith-Lucas	A	1	Jaguar XK150	41:09.141	24	7.562	7.562	69.25	1:35.308	9
25	30	Woodbridge-Rowley	A	2	Jaguar XK120	40:52.283	22	-- 22 laps	3:02.145	63.91	1:40.428	14
26	25	John Burton	D	2	Jaguar E-Type	42:24.319	21	-- 21 laps	3:12.894	58.80	1:28.030	3
27	5	John Truslove	D	3	Jaguar E-Type	28:47.082	18	-- 18 laps	19.018	74.25	1:28.370	4
28	77	Tim Whitworth	E	14	Jaguar E-Type	30:05.278	18	1:18.196	1:18.196	71.04	1:32.494	8
29	58	Pearce-Lenthall	B	3	Jaguar Mk2	31:02.973	18	2:15.891	57.695	68.84	1:34.863	18
30	68	Marc Gordon	A	3	Jaguar XK150	29:17.690	17	-- 17 laps		68.90	1:33.306	5
31	36	Ian Simmonds	F	6	Jaguar E-Type	25:36.084	16	-- 16 laps		74.21	1:28.270	10
32	93	Hans Huebner	E	15	Jaguar E-Type	14:08.577	9	-- 9 laps --	25.469	75.56	1:31.126	2
33	64	James Paterson	F	7	Jaguar E-Type	13:29.926	8	-- 8 laps --	59.890	70.37	1:35.899	3
34	66	Milner-Greensall	F	8	Jaguar E-Type	6:04.568	4	-- 4 laps --		78.17	1:25.135	3

----- FASTEST LAP SUMMARY -----

NO	DRIVER/S	CLASS	CAR MAKE / MODEL	FASTEST LAP	ON	MPH
92	Thomas-Lockie	E	Jaguar E-Type	1:19.820	4	89.26
55	Melling-Minshaw	F	Jaguar E-Type	1:24.776	20	84.04
9	Ben Eastick	C	Jaguar D-Type	1:25.636	17	83.20
82	Bob Binfield	D	Jaguar E-Type	1:27.867	18	81.08
12	Andy Keith-Lucas	Inv	Jaguar XK120	1:29.991	4	79.17
23	Roger Cope	B	Jaguar Mk1	1:30.731	16	78.52
68	Marc Gordon	A	Jaguar XK150	1:33.306	5	76.36

CARS 14, 16 & 52 - NON STARTERS

Car 90 requires a working transponder - Regulation Q.12.2.1 refers.

Session Start: 12:05:54 - Finish: 12:46:45

Weather/Track Conditions: Bright / Dry

Circuit: Donington Park National

Track Length: 3.185 Km - 1.9791 miles

These results are provisional until the conclusion of any judicial and technical matters.

Clerk of the Course: <div style="text-align: right;">Julian Floyd</div>	Timekeeper: <div style="text-align: right;">Nick Palmer</div>	Issued at:
--	--	------------

Donington Historic Festival - 28 - 30 Apr 2017

Jaguar Classic Challenge for pre-66 Jaguar cars

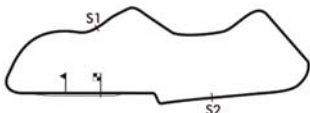
Race 13 - Sector Analysis

2 Folch-Hadfield (E)										Jaguar E-Type									
lap	Sect-1	Speed	Sect-2	Speed	Sect-3	Speed	TopSpeed	laptime	pit	lap	Sect-1	Speed	Sect-2	Speed	Sect-3	Speed	Topspeed	laptime	pit
1				124.2	14.655	108.6		1:28.681		16	23.903	107.3	44.550	121.5	15.566	103.6		1:24.019	
2	23.598	102.1	44.055	124.5	15.219	105.9		1:22.872		17	23.990	109.7	43.716	125.2	14.581	105.9		1:22.287	
3	23.792	99.0	50.342	123.3	15.449	106.2		1:29.583		18	23.646	110.8	43.626	123.3	14.590			1:21.862	
4	23.483	100.6	44.459	124.5	15.381	107.2		1:23.323		19	23.566	110.6	43.487	123.1	14.549			1:21.602	
5	23.793	101.6	44.904	124.5	15.020			1:23.717		20	23.632	110.8	44.543	122.2	14.688			1:22.863	
6	23.610	101.0	44.593	123.1	15.154	109.5		1:23.357		21	23.908	105.3	44.345	122.9	14.699	105.7		1:22.952	
7	23.921	102.9	44.704	123.5	16.224	105.5		1:24.849		22	23.911	93.3	43.762	122.4	14.689			1:22.362	
8	24.558	84.5	45.735	124.0	15.280	109.8		1:25.573		23	23.650	110.4	44.225	123.5	14.889			1:22.764	
9	23.620	102.7	43.962	119.2	15.421			1:23.003		24	23.878	107.4	44.258	124.5	14.517			1:22.653	
10	24.228	103.3	43.834	118.3	15.644			1:23.706		25	23.405	108.5	43.388	124.5	14.544	106.9		1:21.337	
11	23.850	104.0	44.238	122.2	15.405			1:23.493		26	23.784	106.4	44.306	123.8	15.054			1:23.144	
12	23.953	104.6	45.023	119.2	In			1:30.208	P	27	23.604	108.5	45.317	122.6	14.533			1:23.454	
13	Out	89.0	44.045	123.5	14.693			2:41.514	P	28	23.592	107.8	43.554	123.8	14.724	106.0		1:21.870	
14	23.528	101.5	44.087	125.2	14.859	105.7		1:22.474		29	23.556	107.1	43.517	124.5	14.618			1:21.691	
15	24.511	106.1	43.930	121.1	16.228			1:24.669		30									

4 Tim Mogrige (F)										Jaguar E-Type									
lap	Sect-1	Speed	Sect-2	Speed	Sect-3	Speed	TopSpeed	laptime	pit	lap	Sect-1	Speed	Sect-2	Speed	Sect-3	Speed	Topspeed	laptime	pit
1				115.5	16.055			1:33.892		15	Out	85.8	46.235	116.3	15.093			2:47.661	P
2	24.676	96.6	46.262	116.3	15.842	102.0		1:26.780		16	24.970	94.3	45.947	115.9	15.164			1:26.081	
3	25.098	95.9	45.857	115.7	15.477			1:26.432		17	25.267	94.3	46.861	117.1	15.477			1:27.605	
4	24.656	97.7	46.158	115.5	16.523	102.0		1:27.337		18	25.198	86.1	49.255	114.3	15.231			1:29.684	
5	25.829	92.3	46.386	113.9	16.156	101.6		1:28.371		19	24.821	99.6	46.196	110.0	16.283			1:27.300	
6	24.859	99.1	47.875	114.9	15.497			1:28.231		20	25.424	97.0	46.506	112.2	15.829			1:27.759	
7	25.151	95.0	46.655	115.1	15.366	100.6		1:27.172		21	24.909	100.0	46.593	114.3	15.609	101.1		1:27.111	
8	24.980	94.7	46.209	114.3	15.355	102.6		1:26.544		22	24.839	98.8	48.437	114.7	16.252	100.0		1:29.528	
9	24.755	97.0	47.352	113.9	16.076			1:28.183		23	24.892	95.4	46.726	116.7	15.515			1:27.133	
10	24.961	96.3	46.431	113.7	15.679			1:27.071		24	25.327	84.0	49.359	115.9	15.240	103.1		1:29.926	
11	24.690	96.9	46.774	114.9	15.192	103.1		1:26.656		25	24.843	95.8	46.255	114.7	15.317	102.2		1:26.415	
12	24.961	95.0	46.380	115.3	15.504			1:26.845		26	24.827	95.8	46.238	115.7	15.287			1:26.352	
13	24.991	95.4	46.460	116.7	15.706	101.6		1:27.157		27	25.452	95.2	49.028	117.5	16.355			1:30.835	
14	25.486	97.0	47.366	115.7	In			1:32.854	P	28									

5 John Truslove (D)										Jaguar E-Type									
lap	Sect-1	Speed	Sect-2	Speed	Sect-3	Speed	TopSpeed	laptime	pit	lap	Sect-1	Speed	Sect-2	Speed	Sect-3	Speed	Topspeed	laptime	pit
1				112.8	16.817	96.3		1:37.742		10	Out	86.4	48.445		16.324	95.8		2:55.591	P
2	26.165	92.8	47.417	110.4	16.368	96.7		1:29.950		11	26.185	85.5	47.967	113.2	16.184	97.3		1:30.336	
3	25.857	98.1	47.751	113.0	15.881			1:29.489		12	25.717	93.8	47.296		16.274	94.3		1:29.287	
4	25.294	96.9	47.052		16.024	97.6		1:28.370		13	25.927	93.3	48.291	113.4	16.133			1:30.351	
5	25.741	95.9	47.794		16.816			1:30.351		14	26.381	82.5	48.275		16.143			1:30.799	
6	25.451	90.0	48.497		16.316			1:30.264		15	26.498	79.5	49.631		15.759			1:31.888	
7	25.574	92.3	47.639		16.128			1:29.341		16	25.489	94.6	47.650		16.064	96.6		1:29.203	
8	25.628	95.5	47.717		16.404			1:29.749		17	25.756	89.4	48.575		16.870			1:31.201	
9	25.976	94.6	47.774		In			1:37.492	P	18	25.818	83.9	51.804		18.056			1:35.678	

9 Ben Eastick (C)										Jaguar D-Type									
lap	Sect-1	Speed	Sect-2	Speed	Sect-3	Speed	TopSpeed	laptime	pit	lap	Sect-1	Speed	Sect-2	Speed	Sect-3	Speed	Topspeed	laptime	pit
1				116.3	16.914	101.6		1:43.118		15	24.811	98.8	45.694	121.3	15.383			1:25.888	
2	25.117	93.0	47.010	120.0	15.888			1:28.015		16	24.599	96.5	46.102	122.0	15.989	103.1		1:26.690	
3	25.013	95.8	47.146	117.1	16.425			1:28.584		17	24.679	98.0	45.694	120.5	15.263			1:25.636	
4	24.667	98.0	47.092	120.0	16.339	100.3		1:28.098		18	24.823	97.1	46.334	120.9	16.222	102.6		1:27.379	
5	24.754	97.8	46.669	120.7	16.200	101.4		1:27.623		19	24.641	97.7	48.101	100.9	17.032	103.9		1:29.774	
6	24.766	95.2	46.946	120.5	15.655			1:27.367		20	24.900	94.1	46.062	120.2	15.866			1:26.828	
7	25.230	89.6	46.442	120.7	15.674	101.3		1:27.346		21	24.985	93.0	47.117	121.3	15.539	102.6		1:27.641	
8	24.849	97.4	45.903	121.1	15.659	102.8		1:26.411		22	24.626	102.1	46.948	119.8	15.681			1:27.255	
9	24.636	99.4	45.560	120.9	15.554			1:25.750		23	24.879	97.6	46.627	120.5	15.488			1:26.994	
10	25.207	85.5	46.608	121.5	15.596	104.2		1:27.411		24	24.763	100.4	46.267	121.3	16.814	103.7		1:27.844	
11	24.935	97.6	46.342	122.2	In			1:32.920	P	25	24.556	101.0	45.945	120.2	15.260			1:25.761	
12	Out	93.9	46.518	120.0	15.663			2:47.478	P	26	24.695	101.8	46.659	120.5	15.525	103.7		1:26.879	
13	25.044	94.1	46.306	117.1	15.667			1:27.017	P	27	24.955	98.7	47.026	122.0	16.327	100.9		1:28.308	
14	24.801	94.1	46.100	122.0	15.991	103.6		1:26.892		28									



Session Start: 12:05:54 - Finish: 12:46:45

Weather/Track Conditions: Bright / Dry

Circuit: Donington Park National

Track Length: 3.185 Km - 1.9791 miles

Donington Historic Festival - 28 - 30 Apr 2017

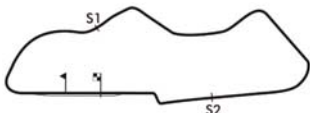
Jaguar Classic Challenge for pre-66 Jaguar cars

Race 13 - Sector Analysis

10 Simon Butler (E)										Jaguar E-Type									
lap	Sect-1	Speed	Sect-2	Speed	Sect-3	Speed	TopSpeed	laptime	pit	lap	Sect-1	Speed	Sect-2	Speed	Sect-3	Speed	Topspeed	laptime	pit
1				118.8	16.882	100.6		1:35.740		15	24.869	106.6	45.317	116.1	16.950			1:27.136	
2	25.175	94.1	46.439	116.5	15.600	103.4		1:27.214		16	24.912	106.6	46.871	115.5	15.647			1:27.430	
3	25.007	102.7	45.560	119.6	15.367	103.1		1:25.934		17	24.996	105.9	47.720	112.8	15.617	97.2		1:28.333	
4	24.447	107.8	44.804	119.4	16.283	99.6		1:25.534		18	24.524	109.0	45.629	117.1	15.663	98.4		1:25.816	
5	24.799	105.3	45.483	119.0	15.268	101.7		1:25.550		19	24.623	106.3	45.986	113.5	16.396	99.2		1:27.005	
6	24.434	107.9	45.541	117.1	15.488	98.4		1:25.463		20	24.552	104.9	46.578	114.7	15.566			1:26.696	
7	24.715	106.3	45.477	117.5	15.431	100.5		1:25.623		21	24.695	104.9	47.079	115.1	15.708			1:27.482	
8	24.401	101.0	47.197	115.5	15.964	99.6		1:27.562		22	24.351	110.4	45.652	117.3	15.446	99.9		1:25.449	
9	24.362	105.8	46.809	115.9	16.332	96.5		1:27.503		23	24.277	106.4	46.436	114.7	15.678			1:26.391	
10	24.825	104.9	45.472	114.7	15.735	98.2		1:26.032		24	24.612	107.3	45.173	116.9	15.428	100.8		1:25.213	
11	24.583	109.3	45.253	114.1	In			1:31.185	P	25	24.722	105.6	46.085	116.9	16.094			1:26.901	
12	Out	82.2	46.757	115.1	16.034	95.9		2:46.358	P	26	24.352	109.7	47.080	116.3	15.491			1:26.923	
13	24.829	104.1	47.301	113.4	16.150	97.4		1:28.280		27	24.376	107.8	45.927	116.5	15.386	97.3		1:25.689	
14	25.053	102.9	46.024	115.7	15.842	97.6		1:26.919		28	24.761	106.3	44.924	117.3	15.511			1:25.196	

11 Wakeman-Hall (E)										Jaguar E-Type									
lap	Sect-1	Speed	Sect-2	Speed	Sect-3	Speed	TopSpeed	laptime	pit	lap	Sect-1	Speed	Sect-2	Speed	Sect-3	Speed	Topspeed	laptime	pit
1				116.9	16.223	105.4		1:35.906		15	25.323	87.4	49.747	120.7	16.438	103.9		1:31.508	
2	24.785	90.0	46.401	117.9	15.536	102.8		1:26.722		16	25.259	94.1	46.571	119.8	15.677			1:27.507	
3	24.954	90.8	46.490	116.9	15.565			1:27.009		17	25.141	95.0	47.282	120.7	15.455			1:27.878	
4	24.507	97.1	45.682	119.0	15.439	106.2		1:25.628		18	24.636	93.5	45.873	119.8	15.730	103.7		1:26.239	
5	24.609	93.9	45.960	118.1	15.433	106.0		1:26.002		19	24.475	95.2	46.066	119.4	16.620	104.1		1:27.161	
6	24.370	92.6	46.007	118.5	15.224			1:25.601		20	24.748	97.1	45.582	120.5	15.151			1:25.481	
7	24.567	93.2	46.503	117.7	15.096			1:26.166		21	24.882	84.9	48.307	118.8	15.580	105.0		1:28.769	
8	24.336	95.1	45.959	116.3	16.247	104.4		1:26.542		22	24.044	99.7	45.962	118.5	15.557			1:25.563	
9	24.813	92.8	46.288	119.8	15.649			1:26.750		23	24.200	96.7	46.069	119.0	15.294			1:25.563	
10	24.127	93.8	45.538	120.5	15.112	106.5		1:24.777		24	24.606	92.1	45.730	119.2	15.810			1:26.146	
11	24.375	92.9	45.338	121.8	15.496			1:25.209		25	24.441	95.2	46.256	120.5	15.286	105.2		1:25.983	
12	24.257	93.7	46.209	118.5	15.210	106.0		1:25.676		26	24.374	95.4	47.278	119.2	15.649			1:27.301	
13	24.765	88.3	46.114	113.9	In			1:31.233	P	27	24.676	93.0	46.025	121.8	15.349	105.7		1:26.050	
14	Out	90.0	47.384	118.3	15.899			2:45.589	P	28	24.411	95.4	45.654	120.5	15.523	103.3		1:25.588	

12 Andy Keith-Lucas (Inv)										Jaguar XK120									
lap	Sect-1	Speed	Sect-2	Speed	Sect-3	Speed	TopSpeed	laptime	pit	lap	Sect-1	Speed	Sect-2	Speed	Sect-3	Speed	Topspeed	laptime	pit
1				103.1	18.481			1:52.117		14	27.212	80.7	48.412	109.3	16.522	91.4		1:32.146	
2	27.113	82.3	50.819	110.4	17.243			1:35.175		15	26.910	80.2	48.223	106.7	16.589	93.3		1:31.722	
3	27.407	85.4	47.877	113.0	16.470			1:31.754		16	26.824	91.6	48.180	108.4	17.374			1:32.378	
4	25.913	89.2	47.671	113.4	16.407	96.3		1:29.991		17	26.582	88.2	47.777	109.1	16.483	92.1		1:30.842	
5	26.363	88.3	49.381	111.1	16.520			1:32.264		18	26.417	88.5	48.601	105.2	16.722	93.6		1:31.740	
6	26.249	90.3	49.569	109.7	16.664	91.4		1:32.482		19	26.469	88.2	49.577	93.8	In			1:38.954	P
7	26.110	87.4	48.903	105.4	16.587	92.9		1:31.600		20	Out	82.8	49.384	106.9	17.941			2:56.503	P
8	27.040	92.1	48.742	99.5	16.698			1:32.480		21	26.331	82.2	48.494	105.0	16.997	91.1		1:31.822	
9	26.173	92.5	48.133	102.2	18.322	90.3		1:32.628		22	26.891	85.0	48.786	110.2	16.417	94.0		1:32.094	
10	28.178	89.2	48.567	105.2	16.610	93.5		1:33.355		23	25.857	89.4	48.862	109.3	17.587	94.4		1:32.306	
11	26.388	90.1	48.893	104.9	16.788			1:32.069		24	25.774	95.4	48.279	108.1	16.747	91.9		1:30.800	
12	26.327	88.7	48.983	105.9	16.718	94.2		1:32.028		25	25.958	91.3	48.262	108.6	16.430	92.5		1:30.650	
13	27.227	89.1	49.442	108.6	16.518			1:33.187		26	26.552	84.2	48.453	108.1	16.233	94.3		1:31.238	



Session Start: 12:05:54 - Finish: 12:46:45

Weather/Track Conditions: Bright / Dry

Circuit: Donington Park National

Track Length: 3.185 Km - 1.9791 miles

Donington Historic Festival - 28 - 30 Apr 2017

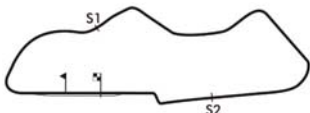
Jaguar Classic Challenge for pre-66 Jaguar cars

Race 13 - Sector Analysis

17 Gate-Coyne (E)									Jaguar E-Type										
lap	Sect-1	Speed	Sect-2	Speed	Sect-3	Speed	TopSpeed	laptime	pit	lap	Sect-1	Speed	Sect-2	Speed	Sect-3	Speed	Topspeed	laptime	pit
1				106.2	18.318	97.7		1:44.556		15	25.024	92.3	47.395	109.0	17.084			1:29.503	
2	26.155	80.6	49.338	109.7	16.753	101.6		1:32.246		16	25.364	90.5	47.218	109.5	In			1:34.474	P
3	25.211	93.9	46.423	119.0	15.665			1:27.299		17		82.8	49.545	113.2	15.817			2:51.752	P
4	24.740	95.5	46.840	116.9	15.843	103.6		1:27.423		18	25.723	90.8	47.208	118.5	15.683	99.3		1:28.614	
5	25.299	90.4	48.034	112.2	15.732			1:29.065		19	24.856	88.7	47.076	116.5	15.987			1:27.919	
6	25.761	84.0	47.672	119.4	16.308			1:29.741		20	24.783	90.1	46.788	115.7	15.662	102.5		1:27.233	
7	25.312	92.1	47.657	116.9	15.676			1:28.645		21	24.595	94.3	47.372	119.6	16.403			1:28.370	
8	24.576	93.5	46.601	115.5	15.534			1:26.711		22	24.550	96.3	46.524	117.3	15.449	104.9		1:26.523	
9	24.941	88.9	46.801	113.9	15.597	99.5		1:27.339		23	24.310	94.1	46.539	112.2	15.621			1:26.470	
10	24.998	88.7	48.436	112.6	15.954			1:29.388		24	24.399	95.6	46.715	116.7	16.294			1:27.408	
11	24.878	92.3	47.220	117.5	22.828	99.5		1:34.926		25	24.534	97.6	46.146	117.7	15.564	100.2		1:26.244	
12	25.502	93.2	46.622	114.9	16.537			1:28.661		26	24.914	91.4	47.915	117.9	16.270	99.9		1:29.099	
13	25.842	91.5	46.433	117.7	15.983	101.1		1:28.258		27	24.475	98.4	46.091	116.1	15.756			1:26.322	
14	25.545	93.3	46.837	116.7	15.971			1:28.353		28									

21 Dodd-Dodd (E)									Jaguar E-Type										
lap	Sect-1	Speed	Sect-2	Speed	Sect-3	Speed	TopSpeed	laptime	pit	lap	Sect-1	Speed	Sect-2	Speed	Sect-3	Speed	Topspeed	laptime	pit
1				125.2	15.101	107.2		1:29.361		16	23.410	101.0	43.735	128.3	In			1:25.516	P
2	23.364	100.7	44.106	124.2	14.721			1:22.191		17		Out	97.3	45.607	125.4	14.910		2:43.128	P
3	23.443	98.4	43.372	125.2	14.446	109.8		1:21.261		18	23.648	96.7	44.884	126.6	14.706	110.7		1:23.238	
4	23.116	101.2	42.909	126.8	14.407			1:20.432		19	23.318	99.7	44.043	127.0	14.549			1:21.910	
5	23.425	104.9	42.689	126.3	14.205			1:20.319		20	23.344	100.7	45.174	124.7	16.511	109.7		1:25.029	
6	23.120	104.9	43.326	127.0	15.493	108.4		1:21.939		21	23.404	100.3	44.516	127.0	14.859	110.2		1:22.779	
7	23.513	102.3	43.037	126.3	14.863	109.5		1:21.413		22	23.335	98.1	44.239	127.0	14.856	109.5		1:22.430	
8	23.291	97.1	43.312	124.9	14.891	110.0		1:21.494		23	23.210	95.8	44.058	128.5	14.955			1:22.223	
9	23.487	103.7	43.696	126.1	14.320			1:21.503		24	23.314	98.8	45.294	127.0	14.829			1:23.437	
10	23.015	104.8	43.241	126.1	14.611	111.3		1:20.867		25	23.495	95.8	44.889	123.8	14.730			1:23.114	
11	23.381	103.0	43.306	124.0	15.062	111.8		1:21.749		26	23.650	94.1	45.067	125.6	15.103			1:23.820	
12	23.140	104.1	43.661	126.6	14.612			1:21.413		27	23.335	95.0	44.992	126.1	15.106			1:23.433	
13	23.489	89.1	44.058	125.9	14.486	111.5		1:22.033		28	23.544	99.6	44.409	126.1	14.935			1:22.888	
14	23.278	97.0	43.986	126.3	14.362	109.3		1:21.626		29	23.525	95.2	44.796	116.3	15.223	102.2		1:23.544	
15	23.121	102.9	43.529	126.6	15.099	110.7		1:21.749		30									

23 Roger Cope (B)									Jaguar Mk1										
lap	Sect-1	Speed	Sect-2	Speed	Sect-3	Speed	TopSpeed	laptime	pit	lap	Sect-1	Speed	Sect-2	Speed	Sect-3	Speed	Topspeed	laptime	pit
1				111.1	18.795			1:46.714		14	25.892	90.4	50.389	112.4	17.794	94.7		1:34.075	
2	26.353	83.6	49.141	111.5	16.776	96.1		1:32.270		15	26.006	92.9	48.364	112.4	16.617			1:30.987	
3	25.516	90.4	49.076	111.8	16.841	95.4		1:31.433		16	25.454	91.9	48.895	111.8	16.382	96.3		1:30.731	
4	26.072	86.6	49.114	112.0	16.720	95.1		1:31.906		17	25.837	82.6	50.559	111.7	16.288			1:32.684	
5	25.764	87.5	48.700	111.3	16.544	96.7		1:31.008		18	25.943	89.0	49.847	110.9	17.267	95.1		1:33.057	
6	25.851	88.2	48.971	111.3	16.596			1:31.418		19	26.359	86.3	49.479	110.0	16.734	95.6		1:32.572	
7	25.788	92.5	48.385	110.2	16.616	94.8		1:30.789		20	25.869	88.1	50.186	111.5	16.761	95.9		1:32.816	
8	25.703	93.9	49.087	110.6	16.823			1:31.613		21	26.194	86.8	50.055	109.7	16.952			1:33.201	
9	25.820	93.4	48.903	110.7	16.666	95.4		1:31.389		22	26.518	89.8	49.278	111.1	16.867	96.6		1:32.663	
10	26.203	88.7	49.527	110.7	In			1:39.800	P	23	26.007	85.8	49.355	111.7	16.413	96.9		1:31.775	
11		91.4	49.615	110.2	17.110	95.5		2:53.905	P	24	25.523	93.2	49.241	109.5	16.975	96.9		1:31.739	
12	26.137	88.0	49.470	110.6	16.707	96.3		1:32.314		25	25.624	87.1	49.938	111.5	17.408			1:32.970	
13	26.410	89.5	50.361	111.8	16.536			1:33.307		26	25.295	94.1	48.663	109.5	17.083			1:31.041	



Session Start: 12:05:54 - Finish: 12:46:45

Weather/Track Conditions: Bright / Dry

Circuit: Donington Park National

Track Length: 3.185 Km - 1.9791 miles

Donington Historic Festival - 28 - 30 Apr 2017

Jaguar Classic Challenge for pre-66 Jaguar cars

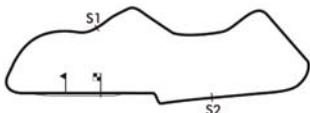
Race 13 - Sector Analysis

25 John Burton (D)										Jaguar E-Type									
lap	Sect-1	Speed	Sect-2	Speed	Sect-3	Speed	TopSpeed	laptime	pit	lap	Sect-1	Speed	Sect-2	Speed	Sect-3	Speed	Topspeed	laptime	pit
1				114.7	16.802	98.3		1:42.486		12	Out	96.0	47.721	113.5	16.839	96.7		2:46.205	P
2	25.972	92.4	48.862	115.1	15.848			1:30.682		13	26.030	95.1	47.552	115.1	17.145			1:30.727	
3	25.135	93.0	46.896	115.9	15.999	98.9		1:28.030		14	25.257	92.6	47.497	113.5	16.688			1:29.442	
4	25.422	92.6	47.050	114.3	16.366			1:28.838		15	25.702	92.8	46.978	115.7	16.319			1:28.999	
5	25.755	98.3	47.645	114.3	16.593	98.3		1:29.993		16	26.546	91.3	48.034	114.1	16.159			1:30.739	
6	25.941	90.1	47.817	115.7	17.134	97.0		1:30.892		17	25.618	93.3	47.576	113.5	15.979	97.0		1:29.173	
7	25.185	91.9	48.286	114.7	16.024			1:29.495		18	25.438	94.1	46.872	113.0	15.792	98.4		1:28.102	
8	25.935	93.4	47.626	115.3	16.270	99.8		1:29.831		19	25.201	94.3	46.946	113.5	16.280			1:28.427	
9	25.286	94.4	48.336	114.5	16.944	96.9		1:30.566		20	24.898	98.0	46.702	112.8	In			1:34.408	P
10	25.247	94.7	47.732	115.5	16.760			1:29.739		21	Out	70.6	1:01.195	65.1	21.578			10:53.420	P
11	25.034	92.9	47.746	115.9	In			1:34.125	P	22									

30 Woodbridge-Rowley (A)										Jaguar XK120									
lap	Sect-1	Speed	Sect-2	Speed	Sect-3	Speed	TopSpeed	laptime	pit	lap	Sect-1	Speed	Sect-2	Speed	Sect-3	Speed	Topspeed	laptime	pit
1				93.1	18.169	86.3		1:55.837		12	29.756	80.9	53.194	96.7	18.211			1:41.161	
2	30.113	72.3	56.548	92.6	19.042	85.1		1:45.703		13	29.136	83.1	53.884	92.5	18.932	82.4		1:41.952	
3	30.710	70.7	57.625	88.2	19.390			1:47.725		14	29.045	82.8	53.479	97.7	17.904			1:40.428	
4	33.665	73.2	1:02.224	81.7	20.888			1:56.777		15	29.125	81.5	52.957	95.8	21.056			1:43.138	
5	31.606	70.3	1:05.078	92.1	19.341			1:56.025		16	29.742	79.6	53.271	90.5	18.743	82.1		1:41.756	
6	34.002	68.3	1:03.135	90.7	19.119			1:56.256		17	28.918	78.5	53.783	92.2	18.554	82.3		1:41.255	
7	33.502	72.8	1:02.385	80.5	20.298			1:56.185		18	29.407	80.7	53.936	93.5	18.903			1:42.246	
8	32.196	60.3	1:04.831	86.1	In			2:09.714	P	19	28.891	79.4	54.507	87.6	18.412			1:41.810	
9		69.9	58.252	90.9	18.780			3:10.694	P	20	30.432	81.6	52.967	92.2	18.658			1:42.057	
10	29.679	77.6	54.909	93.0	18.499			1:43.087		21	29.370	82.0	54.497	89.1	18.704	81.5		1:42.571	
11	30.156	73.1	54.711	96.9	30.181	72.0		1:55.048		22	29.302	81.7	53.250	86.9	18.306	82.5		1:40.858	

36 Ian Simmonds (F)										Jaguar E-Type									
lap	Sect-1	Speed	Sect-2	Speed	Sect-3	Speed	TopSpeed	laptime	pit	lap	Sect-1	Speed	Sect-2	Speed	Sect-3	Speed	Topspeed	laptime	pit
1				113.4	18.254	98.6		1:45.827		9	25.196	88.7	48.560	115.7	16.049			1:29.805	
2	25.732	87.7	48.698	113.4	17.341	101.4		1:31.771		10	24.949	94.3	47.189	118.1	16.132	102.8		1:28.270	
3	25.884	91.0	48.669	115.7	16.815			1:31.368		11	25.186	91.6	47.472	115.3	16.513			1:29.171	
4	25.485	90.9	47.464	115.7	15.606			1:28.555		12	25.336	87.9	48.978	117.5	15.820			1:30.134	
5	25.426	92.3	47.686	115.7	15.806	102.0		1:28.918		13	25.648	90.9	47.602	115.5	16.624	101.1		1:29.874	
6	25.333	93.5	47.575	115.7	15.768	102.3		1:28.676		14	25.861	85.3	47.939	116.5	16.791	99.0		1:30.591	
7	25.225	91.0	48.211	116.7	15.977	102.6		1:29.413		15	25.817	90.2	50.189	114.7	In			1:37.470	P
8	25.406	92.3	47.623	116.1	15.746	103.0		1:28.775		16	Out	88.5	48.356	116.3	16.602			2:47.466	P

38 Brewer-Gray (F)										Jaguar E-Type									
lap	Sect-1	Speed	Sect-2	Speed	Sect-3	Speed	TopSpeed	laptime	pit	lap	Sect-1	Speed	Sect-2	Speed	Sect-3	Speed	Topspeed	laptime	pit
1				103.9	16.373	97.2		1:37.856		15	26.822	84.2	50.167	116.1	16.454			1:33.443	
2	25.591	91.3	46.515	117.3	16.033			1:28.139		16	26.003	83.7	47.653	118.5	15.804	101.9		1:29.460	
3	25.356	91.5	46.536	118.8	15.936			1:27.828		17	25.360	84.7	47.877	119.8	15.980	101.1		1:29.217	
4	24.888	92.1	46.504	119.0	15.551			1:26.943		18	26.117	78.3	48.477	116.7	16.040			1:30.634	
5	25.642	90.9	46.131	117.5	15.898			1:27.671		19	25.256	89.6	46.748	118.3	16.399			1:28.403	
6	25.551	91.3	46.609	115.7	16.149	103.1		1:28.309		20	25.516	93.0	46.248	117.9	15.978	101.1		1:27.742	
7	24.914	87.0	47.030	118.3	15.685	103.1		1:27.629		21	25.500	85.3	46.924	120.2	15.725			1:28.149	
8	25.438	83.4	47.051	117.7	15.930	101.6		1:28.419		22	25.303	88.9	46.227	118.8	16.042			1:27.572	
9	25.036	93.2	46.597	113.9	16.480	102.8		1:28.113		23	25.733	86.2	46.619	118.8	15.632	100.8		1:27.984	
10	27.032	81.1	47.449	113.2	15.927	101.4		1:30.408		24	25.461	90.9	45.623	117.5	16.346	100.5		1:27.430	
11	25.750	86.5	47.208	117.5	16.249	99.3		1:29.207		25	25.571	88.5	46.858	112.0	15.870	101.3		1:28.299	
12	25.546	86.5	46.511	119.2	16.246	98.6		1:28.303		26	24.872	88.4	46.494	118.5	15.670	101.9		1:27.036	
13	25.864	85.6	46.909	111.8	In			1:35.133	P	27	25.326	90.5	46.196	118.1	15.632			1:27.154	
14	Out	75.9	50.464	116.7	24.698	98.2		3:14.509	P	28									



Session Start: 12:05:54 - Finish: 12:46:45

Weather/Track Conditions: Bright / Dry

Circuit: Donington Park National

Track Length: 3.185 Km - 1.9791 miles

Donington Historic Festival - 28 - 30 Apr 2017

Jaguar Classic Challenge for pre-66 Jaguar cars

Race 13 - Sector Analysis

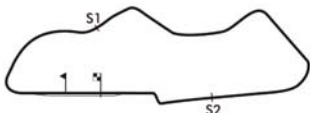
49 Diane Osborne (B)										Jaguar Mk1									
lap	Sect-1	Speed	Sect-2	Speed	Sect-3	Speed	TopSpeed	laptime	pit	lap	Sect-1	Speed	Sect-2	Speed	Sect-3	Speed	Topspeed	laptime	pit
1				98.7	17.856	89.8		1:50.738		13	28.048	79.8	53.217	101.6	17.592			1:38.857	
2	27.312	87.3	51.741	106.4	17.524		1:36.577			14	27.116	85.2	51.713	104.6	17.358	92.6		1:36.187	
3	27.736	82.3	51.709	103.7	17.294		1:36.739			15	28.206	80.8	54.021	103.0	17.538			1:39.765	
4	28.154	84.0	50.377	103.7	17.547		1:36.078			16	28.020	80.6	53.670	101.3	20.014			1:41.704	
5	27.865	83.5	50.797	105.2	17.165		1:35.827			17	28.485	80.1	52.875	105.2	17.413			1:38.773	
6	27.790	85.2	50.896	106.0	19.475	85.7		1:38.161		18	27.761	82.3	52.376	101.3	17.380			1:37.517	
7	28.447	81.2	52.516	102.8	17.652		1:38.615			19	27.558	87.2	53.634	99.6	17.618	91.5		1:38.810	
8	27.514	87.4	53.464	98.0	17.579	92.4		1:38.557		20	28.264	85.8	52.514	100.3	17.382			1:38.160	
9	27.722	86.2	51.499	101.7	17.615	92.1		1:36.836		21	28.258	84.4	52.985	101.7	17.784	92.5		1:39.027	
10	28.600	82.7	52.567	100.2	18.598	88.0		1:39.765		22	27.591	85.2	53.712	101.6	17.845	90.6		1:39.148	
11	28.371	82.7	51.928	101.4	In			1:44.402	P	23	28.067	85.5	51.547	99.9	18.144	90.6		1:37.758	
12	Out	73.1	52.196	101.9	17.583			3:04.033	P	24	27.802	87.5	53.650	103.7	18.093			1:39.545	

55 Melling-Minshaw (F)										Jaguar E-Type									
lap	Sect-1	Speed	Sect-2	Speed	Sect-3	Speed	TopSpeed	laptime	pit	lap	Sect-1	Speed	Sect-2	Speed	Sect-3	Speed	Topspeed	laptime	pit
1				110.0	17.516			1:42.527		15	24.894	85.1	45.821	119.2	15.426			1:26.141	
2	27.062	84.8	50.014	111.5	17.014	95.4		1:34.090		16	24.586	97.7	45.565	118.8	15.835	99.3		1:25.986	
3	26.393	89.2	48.989	112.8	17.695	97.4		1:33.077		17	24.329	101.3	46.626	118.5	15.349	103.1		1:26.304	
4	26.493	88.7	48.776	113.0	17.305			1:32.574		18	24.303	89.1	47.475	118.8	15.788	101.9		1:27.566	
5	26.633	90.2	48.593	113.5	16.988	97.7		1:32.214		19	24.443	103.3	45.344	118.1	15.243			1:25.030	
6	25.533	92.0	48.599	111.7	17.089			1:31.221		20	24.445	95.1	45.120	118.3	15.211	103.3		1:24.776	
7	26.642	89.2	48.971	108.1	17.186	96.7		1:32.799		21	24.570	99.0	45.543	119.2	16.645	101.9		1:26.758	
8	25.571	90.5	49.250	110.6	17.627	94.7		1:32.448		22	24.341	95.6	46.860	118.8	15.379			1:26.580	
9	25.822	85.3	49.528	106.7	In			1:38.865	P	23	24.118	100.7	45.288	119.0	15.567	102.2		1:24.973	
10	Out	93.5	47.196	116.3	16.025	101.6		2:47.795	P	24	25.065	97.7	45.616	116.9	15.515	102.2		1:26.196	
11	24.498	99.6	45.890	117.1	15.430	101.9		1:25.818		25	24.649	97.1	45.946	118.8	15.505	101.7		1:26.100	
12	24.545	100.2	46.502	118.5	15.309			1:26.356		26	24.119	105.3	45.359	119.6	16.261	102.3		1:25.739	
13	24.918	102.0	58.032	118.8	15.449			1:38.399		27	24.296	100.9	45.914	119.2	15.573	103.6		1:25.783	
14	24.826	93.7	45.863	118.1	15.961			1:26.650		28									

58 Pearce-Lenthall (B)										Jaguar Mk2									
lap	Sect-1	Speed	Sect-2	Speed	Sect-3	Speed	TopSpeed	laptime	pit	lap	Sect-1	Speed	Sect-2	Speed	Sect-3	Speed	Topspeed	laptime	pit
1				110.4	17.738	93.3		1:51.308		10	27.840	81.3	51.096	110.4	20.597	86.7		1:39.533	
2	27.460	82.2	51.301	109.1	18.231	91.0		1:36.992		11	29.141	76.7	53.392	106.4	17.841			1:40.374	
3	27.557	83.1	51.232	110.6	17.065			1:35.854		12	29.320	73.1	53.372	105.5	In			1:46.690	P
4	28.919	76.2	51.430	108.4	17.047	94.6		1:37.396		13		76.8	52.939	103.9	18.226			3:02.519	P
5	27.704	82.0	51.196	109.5	18.753	90.0		1:37.653		14	27.522	84.7	51.313	107.6	17.374			1:36.209	
6	27.776	85.6	52.140	109.7	22.522	85.4		1:42.438		15	27.095	84.5	50.867	109.5	18.573			1:36.535	
7	27.468	84.8	50.953	110.0	18.139	90.3		1:36.560		16	27.274	84.7	50.549	105.9	17.324	96.1		1:35.147	
8	27.823	82.6	52.402	108.4	17.443			1:37.668		17	27.183	86.0	51.058	110.6	17.289			1:35.530	
9	27.956	82.0	53.151	109.8	18.597			1:39.704		18	26.782	87.4	50.715	104.7	17.366	96.2		1:34.863	

64 James Paterson (F)										Jaguar E-Type									
lap	Sect-1	Speed	Sect-2	Speed	Sect-3	Speed	TopSpeed	laptime	pit	lap	Sect-1	Speed	Sect-2	Speed	Sect-3	Speed	Topspeed	laptime	pit
1				99.0	18.525			1:51.955		5	27.627	80.7	52.473	99.5	17.447			1:37.547	
2	27.627	75.6	53.160	101.3	17.151	88.2		1:37.938		6	31.415	88.8	51.015	102.2	19.775			1:42.205	
3	28.256	85.9	50.321	102.5	17.322	86.5		1:35.899		7	27.679	85.2	52.094	96.7	19.780	86.7		1:39.553	
4	27.850	82.1	51.406	98.7	17.350			1:36.606		8	27.002	87.6	53.338	85.9	In			1:48.223	P

66 Milner-Greensall (F)										Jaguar E-Type									
lap	Sect-1	Speed	Sect-2	Speed	Sect-3	Speed	TopSpeed	laptime	pit	lap	Sect-1	Speed	Sect-2	Speed	Sect-3	Speed	Topspeed	laptime	pit
1				120.5	15.239			1:32.050		3	24.312	100.0	45.344	116.5	15.479	105.0		1:25.135	
2	24.502	89.0	45.927	120.0	15.774			1:26.203		4	24.324	102.0	51.754	78.2	In			1:41.180	P



Session Start: 12:05:54 - Finish: 12:46:45

Weather/Track Conditions: Bright / Dry

Circuit: Donington Park National

Track Length: 3.185 Km - 1.9791 miles

Donington Historic Festival - 28 - 30 Apr 2017

Jaguar Classic Challenge for pre-66 Jaguar cars

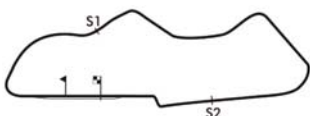
Race 13 - Sector Analysis

68 Marc Gordon (A)										Jaguar XK150									
lap	Sect-1	Speed	Sect-2	Speed	Sect-3	Speed	TopSpeed	laptime	pit	lap	Sect-1	Speed	Sect-2	Speed	Sect-3	Speed	Topspeed	laptime	pit
1				101.1	17.408			1:49.173		10	27.158	91.9	49.699	102.0	17.003			1:33.860	
2	26.951	90.8	49.759	103.7	16.968	91.9		1:33.678		11	27.573	90.0	49.772	102.2	16.748	91.2		1:34.093	
3	26.732	91.9	49.655	105.0	16.997	91.9		1:33.384		12	27.054	91.3	51.617	104.1	16.800	90.1		1:35.471	
4	26.915	89.5	49.666	104.6	17.049	92.1		1:33.630		13	27.121	87.1	51.404	102.0	29.257			1:47.782	
5	27.106	93.8	49.337	104.1	16.863			1:33.306		14	27.809	87.4	50.006	100.6	17.508	84.8		1:35.323	
6	26.788	89.0	50.252	103.7	17.316	90.5		1:34.356		15	27.916	89.2	51.582	95.2	17.646	81.7		1:37.144	
7	26.708	91.2	50.970	103.7	16.554	91.7		1:34.232		16	29.359	84.8	53.985	92.1	18.982			1:42.326	
8	26.813	91.9	49.243	104.1	In			1:37.450	P	17	29.338	86.5	55.452	83.1	In			2:12.858	P
9	Out	90.2	50.526	102.6	18.270			2:49.624	P	18									

70 Les Ely (F)										Jaguar E-Type									
lap	Sect-1	Speed	Sect-2	Speed	Sect-3	Speed	TopSpeed	laptime	pit	lap	Sect-1	Speed	Sect-2	Speed	Sect-3	Speed	Topspeed	laptime	pit
1				111.5	17.824	95.6		1:44.404		15		84.8	48.080	118.3	16.068			2:49.082	P
2	25.715	85.6	48.697	116.3	15.816	101.7		1:30.228		16	25.846	85.5	47.637	117.5	15.494	99.3		1:28.977	
3	25.219	92.0	47.286	117.3	15.859	101.4		1:28.364		17	25.282	94.6	47.182	118.8	15.618	102.2		1:28.082	
4	25.086	90.2	46.929	112.0	15.856	101.1		1:27.871		18	24.770	93.3	48.542	113.5	15.625			1:28.937	
5	25.605	92.4	47.502	110.0	16.250			1:29.357		19	24.958	90.8	46.990	119.2	16.074			1:28.022	
6	25.515	91.2	47.477	113.5	16.042	100.8		1:29.034		20	24.754	87.9	46.999	117.9	15.797			1:27.550	
7	25.167	88.7	47.558	111.1	15.885			1:28.610		21	25.043	87.5	48.644	117.9	15.565			1:29.252	
8	24.842	94.3	46.766	116.5	15.741	100.9		1:27.349		22	25.327	81.1	47.520	114.9	15.545			1:28.392	
9	25.043	91.5	46.705	117.3	15.589	100.5		1:27.337		23	24.603	91.6	46.808	117.9	15.748			1:27.159	
10	25.103	89.7	47.950	112.6	16.832			1:29.885		24	25.053	85.6	46.586	118.1	15.880	100.9		1:27.519	
11	25.372	93.5	47.028	114.5	17.777	93.8		1:30.177		25	24.701	91.0	46.891	117.1	15.929	100.0		1:27.521	
12	25.755	88.3	47.982	115.9	15.916	98.2		1:29.653		26	24.542	95.5	47.713	114.1	15.698			1:27.953	
13	25.852	85.8	48.127	113.9	16.092	96.9		1:30.071		27	24.888	92.6	46.694	119.4	16.423	99.0		1:28.005	
14	25.735	89.8	47.481	113.4	In			1:33.611	P	28									

72 Jamie Boot (E)										Jaguar E-Type									
lap	Sect-1	Speed	Sect-2	Speed	Sect-3	Speed	TopSpeed	laptime	pit	lap	Sect-1	Speed	Sect-2	Speed	Sect-3	Speed	Topspeed	laptime	pit
1				116.7	15.253			1:31.408		15	24.042	97.1	44.654	123.5	15.434			1:24.130	
2	24.985	85.6	45.548	120.0	15.368			1:25.901		16	23.994	96.9	45.588	123.5	14.901			1:24.483	
3	24.131	96.0	45.983	117.3	15.588	107.4		1:25.702		17	24.154	94.4	45.481	123.1	14.918	106.5		1:24.553	
4	23.882	100.3	44.546	119.8	15.359			1:23.787		18	23.884	93.7	45.836	123.3	15.743			1:25.463	
5	24.463	96.3	45.037	119.8	15.214			1:24.714		19	23.757	97.3	46.237	123.5	14.867	107.2		1:24.861	
6	24.221	93.9	44.651	122.2	14.993	106.9		1:23.865		20	23.704	97.0	44.887	122.4	In			1:27.876	P
7	24.099	97.7	44.389	121.1	16.037			1:24.525		21		93.8	45.557	121.8	14.895			2:41.668	P
8	24.637	96.0	45.884	123.5	14.901	106.9		1:25.422		22	24.262	95.4	46.037	118.3	15.223			1:25.522	
9	23.930	96.3	44.244	122.0	14.992	109.7		1:23.166		23	24.018	96.7	47.180	113.0	15.264			1:26.462	
10	23.981	95.5	45.330	121.5	15.122	107.9		1:24.433		24	23.939	98.7	44.707	122.6	14.937	108.1		1:23.583	
11	24.249	96.9	44.536	120.7	16.132			1:24.917		25	23.724	97.4	45.061	118.8	15.041	108.6		1:23.826	
12	24.032	96.2	45.079	122.4	14.891	108.8		1:24.002		26	23.900	98.4	44.444	122.2	14.845			1:23.189	
13	24.104	93.2	46.476	123.3	15.084			1:25.664		27	23.730	96.6	44.833	122.0	15.045			1:23.608	
14	23.908	96.5	45.300	122.2	14.870			1:24.078		28	23.790	96.7	46.084	123.8	15.832			1:25.706	

77 Tim Whitworth (E)										Jaguar E-Type									
lap	Sect-1	Speed	Sect-2	Speed	Sect-3	Speed	TopSpeed	laptime	pit	lap	Sect-1	Speed	Sect-2	Speed	Sect-3	Speed	Topspeed	laptime	pit
1				106.4	17.340	93.3		1:47.783		10	26.709	86.1	50.855	107.0	16.922	93.3		1:34.486	
2	26.992	81.9	50.077	108.6	16.677	93.8		1:33.746		11	26.438	83.1	50.956	108.3	16.736	94.3		1:34.130	
3	26.952	82.7	49.933	107.7	16.980			1:33.865		12	27.196	74.9	50.469	103.7	17.143	93.3		1:34.808	
4	27.170	85.3	49.351	108.4	16.651			1:33.172		13	26.581	83.4	50.102	108.6	16.232			1:32.915	
5	26.264	84.7	50.554	104.2	16.743			1:33.561		14	26.549	84.0	50.118	108.3	18.291	92.2		1:34.958	
6	27.252	82.1	50.446	99.3	16.896	91.1		1:34.594		15	26.928	84.4	49.550	109.7	16.336			1:32.814	
7	26.846	81.1	50.577	107.9	16.528			1:33.951		16	26.703	80.7	49.342	109.3	In			1:37.279	P
8	26.563	85.4	49.272	108.6	16.659			1:32.494		17	Out	79.2	49.691	106.7	16.820			2:53.087	P
9	27.588	83.9	50.781	108.3	17.040	92.6		1:35.409		18	26.478	83.3	52.814	98.2	In			1:52.226	P



Session Start: 12:05:54 - Finish: 12:46:45

Weather/Track Conditions: Bright / Dry

Circuit: Donington Park National

Track Length: 3.185 Km - 1.9791 miles

Donington Historic Festival - 28 - 30 Apr 2017

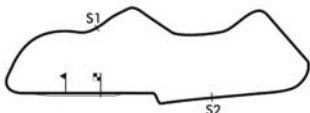
Jaguar Classic Challenge for pre-66 Jaguar cars

Race 13 - Sector Analysis

82 Bob Binfield (D)										Jaguar E-Type									
lap	Sect-1	Speed	Sect-2	Speed	Sect-3	Speed	TopSpeed	laptime	pit	lap	Sect-1	Speed	Sect-2	Speed	Sect-3	Speed	Topspeed	laptime	pit
1				109.0	16.277			1:39.689		15	25.813	98.1	47.231	115.7	16.105	99.2		1:29.149	
2	25.999	99.0	47.369	113.2	16.307			1:29.675		16	25.739	94.3	47.751	114.3	16.725	96.1		1:30.215	
3	25.525	100.3	48.295	113.0	16.739			1:30.559		17	26.433	96.0	47.728	111.3	17.062	96.5		1:31.223	
4	25.859	94.3	47.694	112.2	16.384	97.4		1:29.937		18	25.039	100.4	46.934	113.0	15.894			1:27.867	
5	25.455	100.9	48.025	113.7	16.284			1:29.764		19	24.841	99.0	47.768	112.8	16.012	98.6		1:28.621	
6	25.772	93.4	47.864	109.7	16.476			1:30.112		20	24.925	100.4	46.870	115.7	16.374			1:28.169	
7	25.370	96.7	48.750	110.9	16.335	98.6		1:30.455		21	25.051	102.1	48.896	110.0	17.591			1:31.538	
8	25.819	96.7	47.773	114.9	16.012			1:29.604		22	25.683	94.4	47.733	114.3	15.894			1:29.310	
9	25.381	99.3	47.636	110.6	16.242			1:29.259		23	25.765	91.6	48.153	111.1	16.525			1:30.443	
10	25.702	99.3	47.430	114.1	16.915			1:30.047		24	25.685	93.9	48.425	104.1	17.338	97.3		1:31.448	
11	25.176	96.6	48.563	111.3	16.434	95.9		1:30.173		25	26.236	89.0	48.601	107.6	16.722			1:31.559	
12	25.813	88.3	48.456	114.5	16.394			1:30.663		26	26.430	87.4	50.447	107.7	17.166	98.4		1:34.043	
13	25.663	95.0	48.010	111.3	In			1:34.624	P	27	26.100	90.7	48.455	106.0	16.564			1:31.119	
14	Out	84.6	48.766	115.1	16.166	98.9		2:45.829	P	28									

84 Read Gomm (E)										Jaguar E-Type									
lap	Sect-1	Speed	Sect-2	Speed	Sect-3	Speed	TopSpeed	laptime	pit	lap	Sect-1	Speed	Sect-2	Speed	Sect-3	Speed	Topspeed	laptime	pit
1				123.1	15.472			1:34.805		15	24.673	89.6	49.791	121.8	16.252	105.4		1:30.716	
2	24.140	98.1	45.945	124.2	15.243	105.9		1:25.328		16	25.500	96.7	47.288	116.7	15.630	106.9		1:28.418	
3	24.131	95.6	45.215	122.4	15.139	107.0		1:24.485		17	24.710	96.2	47.846	121.5	15.185	107.4		1:27.741	
4	24.150	98.6	46.151	120.7	15.512	105.7		1:25.813		18	24.207	94.6	46.216	122.0	15.310	107.0		1:25.733	
5	24.419	97.4	46.181	121.5	15.435			1:26.035		19	24.398	94.7	46.682	119.2	16.259			1:27.339	
6	24.458	94.7	45.962	120.9	15.154	106.5		1:25.574		20	24.741	97.3	46.144	122.0	15.418			1:26.303	
7	24.761	95.6	47.801	115.7	15.169	106.9		1:27.731		21	24.966	91.6	47.650	119.4	15.438			1:28.054	
8	24.130	96.2	46.711	120.7	16.922			1:27.763		22	24.167	100.3	46.141	122.0	15.153			1:25.461	
9	24.624	95.6	46.895	120.7	15.192	106.7		1:26.711		23	24.197	95.6	46.712	121.5	15.212			1:26.121	
10	24.448	92.1	46.024	120.9	15.178			1:25.650		24	24.509	97.8	45.537	121.5	15.419	107.2		1:25.465	
11	24.625	92.5	46.095	120.5	16.511	106.2		1:27.231		25	24.637	96.6	46.629	121.5	15.434	107.2		1:26.700	
12	24.570	95.1	47.713	120.7	15.500			1:27.783		26	24.178	99.1	47.726	121.3	15.480	105.5		1:27.384	
13	24.953	95.6	46.096	122.0	In			1:29.917	P	27	24.304	98.8	45.936	122.4	24.027			1:34.267	
14	Out	92.0	46.747	122.0	15.367			2:44.966	P	28	24.902	94.7	46.583	120.2	15.563	100.0		1:27.048	

86 Gary Pearson (E)										Jaguar E-Type									
lap	Sect-1	Speed	Sect-2	Speed	Sect-3	Speed	TopSpeed	laptime	pit	lap	Sect-1	Speed	Sect-2	Speed	Sect-3	Speed	Topspeed	laptime	pit
1				123.5	14.576			1:27.276		16	23.376	107.4	43.103	126.1	14.668			1:21.147	
2	22.797	104.6	43.312	124.2	15.109	102.8		1:21.218		17	23.590	101.8	44.594	124.7	In			1:25.783	P
3	23.376	101.6	43.570	125.4	14.562			1:21.508		18	Out	95.5	43.230	123.5	14.295			2:38.873	P
4	23.232	103.0	42.945	124.0	14.413			1:20.590		19	23.148	107.4	43.984	124.0	15.261			1:22.393	
5	22.959	105.3	42.982	124.2	14.266	111.1		1:20.207		20	23.584	97.4	43.454	122.9	14.592			1:21.630	
6	22.860	107.8	44.776	120.9	14.472			1:22.108		21	23.124	102.4	43.977	123.5	14.879			1:21.980	
7	23.389	101.5	43.126	124.2	14.505	112.0		1:21.020		22	23.416	99.7	43.349	123.1	14.854	109.3		1:21.619	
8	23.146	102.1	43.123	125.9	14.829			1:21.098		23	23.494	94.2	43.890	124.7	14.409	110.6		1:21.793	
9	22.821	108.1	43.034	124.2	14.381	109.7		1:20.236		24	23.615	90.9	43.770	124.2	14.792	109.7		1:22.177	
10	23.346	96.0	43.606	124.7	14.371			1:21.323		25	23.203	105.1	43.420	125.4	14.447			1:21.070	
11	23.003	105.4	43.656	119.4	14.650			1:21.309		26	23.157	103.0	43.793	124.2	14.534			1:21.484	
12	23.312	104.1	43.508	122.2	15.072	107.7		1:21.892		27	23.250	98.7	44.064	124.5	15.071			1:22.385	
13	23.040	107.8	43.154	124.0	14.284	109.8		1:20.478		28	24.030	98.8	44.434	124.2	15.155			1:23.619	
14	23.093	105.9	43.103	124.5	15.353	104.6		1:21.549		29	23.209	100.6	44.784	124.0	14.815	107.0		1:22.808	
15	23.390	104.1	43.263	123.8	14.304	110.9		1:20.957		30									



Session Start: 12:05:54 - Finish: 12:46:45

Weather/Track Conditions: Bright / Dry

Circuit: Donington Park National

Track Length: 3.185 Km - 1.9791 miles

Donington Historic Festival - 28 - 30 Apr 2017

Jaguar Classic Challenge for pre-66 Jaguar cars

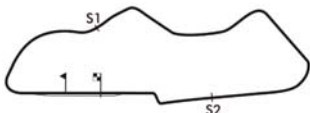
Race 13 - Sector Analysis

89 Michael Wrigley (E)										Jaguar E-Type									
lap	Sect-1	Speed	Sect-2	Speed	Sect-3	Speed	TopSpeed	laptime	pit	lap	Sect-1	Speed	Sect-2	Speed	Sect-3	Speed	Topspeed	laptime	pit
1				119.4	15.225	104.2		1:31.073		15	23.924	95.9	46.023	119.2	15.381			1:25.328	
2	24.891	97.8	45.498	118.3	15.268			1:25.657		16	24.417	86.7	44.989	117.1	14.827			1:24.233	
3	24.058	100.6	45.544	119.6	15.384			1:24.986		17	23.792	98.0	46.779	120.0	16.541	103.4		1:27.112	
4	23.838	102.7	45.645	119.4	15.313			1:24.796		18	23.946	97.3	46.230	122.4	15.115	102.6		1:25.291	
5	24.190	102.4	45.303	119.0	15.066			1:24.559		19	23.645	100.7	45.437	117.3	15.141			1:24.223	
6	23.951	104.0	44.509	118.8	14.907	105.4		1:23.367		20	23.657	104.5	45.259	119.2	15.277	103.1		1:24.193	
7	24.110	104.5	44.677	117.1	16.673			1:25.460		21	23.674	102.1	45.263	116.9	16.064	102.6		1:25.001	
8	23.994	101.2	45.534	117.7	14.651	103.1		1:24.179		22	23.610	104.9	45.002	118.8	15.051			1:23.663	
9	24.141	103.0	44.927	119.0	14.865			1:23.933		23	23.466	102.9	44.984	119.8	14.980			1:23.430	
10	23.907	99.9	45.421	118.8	15.084	103.7		1:24.412		24	23.277	106.8	44.631	120.2	14.720			1:22.628	
11	24.090	102.4	44.627	119.4	In			1:29.863	P	25	23.371	104.0	45.034	119.0	15.005			1:23.410	
12	Out	102.4	44.984	119.0	14.747	105.0		2:42.076	P	26	23.982	94.2	45.655	119.2	14.563	104.9		1:24.200	
13	23.850	100.4	46.539	118.3	15.215			1:25.604		27	23.511	104.8	44.697	122.0	15.357			1:23.565	
14	24.365	105.4	44.522	115.5	14.748	105.4		1:23.635		28	23.890	98.4	45.686	119.6	15.149			1:24.725	

90 O'Connell-Watson (F)										Jaguar E-Type									
lap	Sect-1	Speed	Sect-2	Speed	Sect-3	Speed	TopSpeed	laptime	pit	lap	Sect-1	Speed	Sect-2	Speed	Sect-3	Speed	Topspeed	laptime	pit
1								1:44.764		14			In		In			3:07.993	P
2								1:27.322		15								1:36.138	
3								1:28.032		16								1:35.295	
4								1:28.363		17								1:34.233	
5								1:27.417		18								1:37.453	
6								1:27.280		19								1:33.943	
7								1:25.977		20								1:35.142	
8								1:25.597		21								1:32.088	
9								1:26.577		22								1:34.173	
10								1:27.728		23								1:34.764	
11								1:26.356		24								1:33.169	
12								1:26.709		25								1:33.547	
13								1:33.285		26								1:32.501	

92 Thomas-Lockie (E)										Jaguar E-Type									
lap	Sect-1	Speed	Sect-2	Speed	Sect-3	Speed	TopSpeed	laptime	pit	lap	Sect-1	Speed	Sect-2	Speed	Sect-3	Speed	Topspeed	laptime	pit
1				126.1	15.089			1:29.628		16	23.334	112.0	42.974	115.7	In			1:31.981	P
2	25.457	103.3	42.779	129.0	16.412			1:24.648		17	Out	106.1	46.129	125.6	14.734	110.9		2:42.195	P
3	23.163	110.2	42.808	128.5	14.353			1:20.324		18	23.514	105.8	45.229	127.0	15.493			1:24.236	
4	23.109	112.2	42.285	130.5	14.426	112.0		1:19.820		19	24.009	102.3	43.867	129.0	14.826			1:22.702	
5	22.945	108.5	42.429	130.5	14.542			1:19.916		20	22.886	108.6	43.934	128.0	15.960			1:22.780	
6	23.094	109.3	42.779	124.5	15.564	109.8		1:21.437		21	23.368	106.6	43.733	126.8	14.988			1:22.089	
7	31.861	92.4	44.009	129.5	14.597			1:30.467		22	24.051	99.9	43.582	127.3	14.876	109.5		1:22.509	
8	23.182	110.4	43.037	129.5	14.298	111.3		1:20.517		23	23.162	107.3	43.596	124.7	14.945			1:21.703	
9	23.054	109.9	42.777	129.2	14.623	111.8		1:20.454		24	23.167	105.8	45.037	119.8	15.217			1:23.421	
10	22.874	112.8	42.554	129.0	14.489			1:19.917		25	23.606	100.2	44.715	125.9	15.032	109.8		1:23.353	
11	22.845	109.5	43.235	127.3	15.454	110.0		1:21.534		26	23.911	100.2	43.563	127.5	15.340	111.5		1:22.814	
12	23.153	107.4	42.614	130.0	15.161	108.6		1:20.928		27	23.266	104.3	44.342	126.6	15.058			1:22.666	
13	23.709	104.3	42.854	130.0	15.984	107.2		1:22.547		28	23.673	99.1	45.908	117.5	15.357			1:24.938	
14	23.264	104.6	44.078	129.2	14.612			1:21.954		29	23.679	104.6	44.025	124.2	15.321			1:23.025	
15	22.868	106.3	43.423	126.3	14.932	110.4		1:21.223		30									

93 Hans Huebner (E)										Jaguar E-Type									
lap	Sect-1	Speed	Sect-2	Speed	Sect-3	Speed	TopSpeed	laptime	pit	lap	Sect-1	Speed	Sect-2	Speed	Sect-3	Speed	Topspeed	laptime	pit
1				112.6	18.484	97.4		1:46.941		6	25.693	88.9	49.000	112.0	16.895			1:31.588	
2	25.674	87.6	48.150	118.1	17.302	104.2		1:31.126		7	26.928	85.2	48.311	112.4	17.392	98.4		1:32.631	
3	25.885	86.6	48.892	116.1	17.133			1:31.910		8	26.083	85.1	49.650	110.7	17.170			1:32.903	
4	25.583	88.9	48.144	115.1	18.070			1:31.797		9	25.716	85.3	50.167	110.9	In			1:38.541	P
5	25.755	86.4	48.635	115.1	16.750	98.6		1:31.140		10									



Session Start: 12:05:54 - Finish: 12:46:45
Weather/Track Conditions: Bright / Dry
Circuit: Donington Park National
Track Length: 3.185 Km - 1.9791 miles

Donington Historic Festival - 28 - 30 Apr 2017

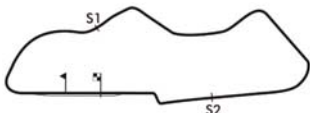
Jaguar Classic Challenge for pre-66 Jaguar cars

Race 13 - Sector Analysis

95 Mitchell-De Silva (E)									Jaguar E-Type										
lap	Sect-1	Speed	Sect-2	Speed	Sect-3	Speed	TopSpeed	laptime	pit	lap	Sect-1	Speed	Sect-2	Speed	Sect-3	Speed	Topspeed	laptime	pit
1				121.3	15.469	104.2		1:33.298		15	23.997	105.1	44.817	120.9	In			1:28.443	P
2	23.856	103.8	45.417	121.3	15.307	106.0		1:24.580		16	Out	78.5	53.585	109.0	17.591	100.0		3:04.311	P
3	23.755	98.6	45.444	120.7	15.158			1:24.357		17	27.166	79.5	49.832	110.4	16.415			1:33.413	
4	23.652	107.9	44.546	121.5	14.959	107.6		1:23.157		18	26.228	83.1	48.156	119.6	16.401			1:30.785	
5	23.520	107.1	44.997	118.5	14.969			1:23.486		19	26.442	82.9	48.944	117.3	18.485			1:33.871	
6	23.612	110.9	44.301	118.1	15.099	108.3		1:23.012		20	26.060	86.5	48.157	110.4	16.647			1:30.864	
7	23.955	106.8	44.775	121.1	16.012			1:24.742		21	25.845	83.3	49.896	103.6	17.314			1:33.055	
8	24.576	82.7	45.318	120.9	15.082			1:24.976		22	25.881	85.2	48.719	120.2	19.641	91.9		1:34.241	
9	23.510	107.8	43.631	117.1	16.034	104.9		1:23.175		23	26.196	92.6	49.678	116.9	16.319			1:32.193	
10	24.037	108.6	43.996	120.5	15.670	103.6		1:23.703		24	25.851	76.8	50.110	106.4	17.174	100.5		1:33.135	
11	23.647	112.6	44.295	122.9	15.542			1:23.484		25	26.063	87.4	53.231	114.7	16.531	101.6		1:35.825	
12	23.699	110.6	44.697	120.0	15.067	106.5		1:23.463		26	25.674	80.2	48.563	115.5	16.606			1:30.843	
13	23.752	106.1	44.701	119.2	14.926			1:23.379		27	26.011	88.3	48.320	116.3	16.309			1:30.640	
14	23.861	107.3	43.849	120.9	14.995	106.9		1:22.705		28									

145 Ben Short (E)									Jaguar E-Type										
lap	Sect-1	Speed	Sect-2	Speed	Sect-3	Speed	TopSpeed	laptime	pit	lap	Sect-1	Speed	Sect-2	Speed	Sect-3	Speed	Topspeed	laptime	pit
1				122.4	14.610	110.4		1:26.890		16	23.185	101.6	44.263	124.7	14.324			1:21.772	
2	23.508	104.0	43.497	123.1	14.537			1:21.542		17	23.268	103.2	43.006	126.8	15.820			1:22.094	
3	23.223	103.2	43.577	122.4	14.838			1:21.638		18	23.561	102.3	44.206	124.0	14.322	111.7		1:22.089	
4	23.353	99.3	43.045	125.2	14.403			1:20.801		19	23.625	95.5	43.995	122.6	In			1:26.198	P
5	23.083	104.6	43.027	124.7	14.348			1:20.458		20	Out	98.6	44.931	123.1	15.008	108.6		2:41.901	P
6	23.020	105.8	44.229	122.0	14.488			1:21.737		21	23.311	101.2	44.220	121.3	14.519			1:22.050	
7	22.926	103.3	43.495	121.1	14.636	112.0		1:21.057		22	23.396	100.0	43.650	123.3	14.968			1:22.014	
8	23.475	103.0	43.401	124.9	15.411	108.4		1:22.287		23	23.117	104.0	44.372	118.3	14.891	110.7		1:22.380	
9	22.950	106.6	44.124	123.5	14.269	110.6		1:21.343		24	23.373	98.7	45.365	122.0	14.641			1:23.379	
10	22.785	106.9	43.462	125.4	14.945	109.1		1:21.192		25	23.497	94.2	45.031	122.6	14.577			1:23.105	
11	23.112	103.8	43.722	124.5	14.925			1:21.759		26	23.418	98.0	44.908	122.0	14.627	110.0		1:22.953	
12	23.178	98.8	43.701	125.2	14.439	109.8		1:21.318		27	23.717	100.7	44.758	122.9	14.512	110.6		1:22.987	
13	23.772	98.4	43.872	124.0	14.306			1:21.950		28	23.688	99.4	44.086	120.2	15.189	108.8		1:22.963	
14	23.177	101.2	44.055	123.8	14.380	110.4		1:21.612		29	23.729	94.6	44.366	122.9	14.571	110.4		1:22.666	
15	23.296	98.0	43.820	123.3	14.375			1:21.491		30									

150 Keith-Lucas-Keith-Lucas (A)									Jaguar XK150										
lap	Sect-1	Speed	Sect-2	Speed	Sect-3	Speed	TopSpeed	laptime	pit	lap	Sect-1	Speed	Sect-2	Speed	Sect-3	Speed	Topspeed	laptime	pit
1				99.6	18.557	89.5		1:53.004		13	Out	68.6	56.795	97.7	18.326			3:13.475	P
2	27.913	82.3	51.042	104.2	17.706			1:36.661		14	29.305	78.3	53.828	104.4	17.347			1:40.480	
3	27.642	80.9	50.349	106.2	17.473			1:35.464		15	28.626	77.6	53.007	103.1	18.016	89.9		1:39.649	
4	27.729	82.8	50.398	99.5	17.687	89.4		1:35.814		16	28.410	83.4	53.707	102.3	19.644	85.1		1:41.761	
5	27.839	83.2	50.244	103.9	17.654			1:35.737		17	29.054	79.0	52.761	104.4	17.668			1:39.483	
6	27.611	83.3	50.429	105.9	18.346			1:36.386		18	28.880	80.2	53.082	103.1	17.921	90.6		1:39.883	
7	27.626	81.8	51.838	103.6	17.333	90.3		1:36.797		19	29.133	78.5	52.971	104.9	19.302	86.2		1:41.406	
8	27.544	83.5	51.510	102.8	17.813			1:36.867		20	28.436	80.3	52.981	102.2	17.796	92.0		1:39.213	
9	27.230	84.3	50.598	103.0	17.480			1:35.308		21	28.725	77.7	52.422	104.4	17.741			1:38.888	
10	27.405	88.7	50.906	104.2	18.723			1:37.034		22	28.841	79.9	52.773	102.3	17.710			1:39.324	
11	28.098	77.8	50.903	105.0	17.096			1:36.097		23	28.050	79.5	52.892	102.6	17.807			1:38.749	
12	27.419	90.2	50.730	102.5	In			1:41.407	P	24	29.478	77.8	53.134	104.9	17.642	90.7		1:40.254	



Session Start: 12:05:54 - Finish: 12:46:45

Weather/Track Conditions: Bright / Dry

Circuit: Donington Park National

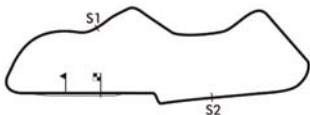
Track Length: 3.185 Km - 1.9791 miles

Donington Historic Festival - 28 - 30 Apr 2017

Jaguar Classic Challenge for pre-66 Jaguar cars

Race 13 - Sector Analysis

155 Alistair Dyson (E)									Jaguar E-Type										
lap	Sect-1	Speed	Sect-2	Speed	Sect-3	Speed	TopSpeed	laptime	pit	lap	Sect-1	Speed	Sect-2	Speed	Sect-3	Speed	Topspeed	laptime	pit
1				119.8	17.703			1:44.350		15	23.741	96.0	45.728	125.2	14.799	111.8		1:24.268	
2	24.636	93.0	46.824	120.2	15.451	105.9		1:26.911		16	24.037	94.3	45.023	120.5	16.372	110.7		1:25.432	
3	24.057	98.1	46.729	123.3	15.032			1:25.818		17	23.898	95.1	44.560	120.7	In			1:28.832	P
4	23.766	98.8	44.906	124.0	15.178			1:23.850		18	Out	95.1	45.864	125.2	15.168	109.3		2:37.835	P
5	24.141	94.8	44.886	124.2	15.089			1:24.116		19	23.669	99.4	44.829	126.3	14.741			1:23.239	
6	23.755	99.6	44.304	125.4	14.998	109.7		1:23.057		20	23.674	100.7	45.052	126.3	14.678			1:23.404	
7	23.688	94.1	45.789	120.0	14.747	99.8		1:24.224		21	23.375	99.1	45.165	120.9	14.537			1:23.077	
8	23.625	99.4	45.419	126.8	16.486	105.7		1:25.530		22	23.616	96.5	45.167	124.5	14.714			1:23.497	
9	23.565	101.5	45.569	122.9	14.900			1:24.034		23	23.636	101.5	47.500	123.8	14.598	111.5		1:25.734	
10	23.741	98.4	44.540	124.5	14.781	111.7		1:23.062		24	23.459	98.1	44.730	125.6	14.694			1:22.883	
11	24.000	98.8	45.786	122.4	14.917	110.9		1:24.703		25	23.681	100.0	44.735	125.4	15.137			1:23.553	
12	23.565	102.6	44.867	124.9	14.902			1:23.334		26	23.453	101.2	45.011	124.9	14.972	110.2		1:23.436	
13	23.917	94.2	44.649	126.6	14.657			1:23.223		27	24.071	97.3	44.986	122.4	15.279	111.3		1:24.336	
14	23.675	101.5	44.796	126.3	15.006			1:23.477		28	23.404	101.0	44.725	127.0	14.718			1:22.847	



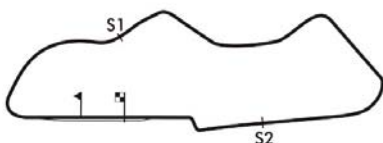
Session Start: 12:05:54 - Finish: 12:46:45
Weather/Track Conditions: Bright / Dry
Circuit: Donington Park National
Track Length: 3.185 Km - 1.9791 miles

Donington Historic Festival - 28 - 30 Apr 2017

Jaguar Classic Challenge for pre-66 Jaguar cars

Race 13 - Best Sector Times

	SECTOR 1			SECTOR 2			SECTOR 3			IDEAL / BEST LAP COMPARISON					
	NO	TIME	LAP	NO	TIME	LAP	NO	TIME	LAP	NO	NAME	BEST	IN	IDEAL	DIFF
1	145	22.785	10	92	42.285	4	21	14.205	5	92	Thomas-Lockie	1:19.820	4	1:19.428	+0.392
2	86	22.797	2	21	42.689	5	86	14.266	5	86	Gary Pearson	1:20.207	5	1:20.008	+0.199
3	92	22.845	11	86	42.945	4	145	14.269	9	21	Dodd-Dodd	1:20.319	5	1:19.909	+0.410
4	21	23.015	10	145	43.006	17	92	14.298	8	145	Ben Short	1:20.458	5	1:20.060	+0.398
5	89	23.277	24	2	43.388	25	2	14.517	24	2	Folch-Hadfield	1:21.337	25	1:21.310	+0.027
6	155	23.375	21	95	43.631	9	155	14.537	21	89	Michael Wrigley	1:22.628	24	1:22.349	+0.279
7	2	23.405	25	72	44.244	9	89	14.563	26	95	Mitchell-De Silva	1:22.705	14	1:22.067	+0.638
8	95	23.510	9	155	44.304	6	72	14.845	26	155	Alistair Dyson	1:22.847	28	1:22.216	+0.631
9	72	23.704	20	89	44.509	6	95	14.926	13	72	Jamie Boot	1:23.166	9	1:22.793	+0.373
10	11	24.044	22	10	44.804	4	4	15.093	15	84	Read Gomm	1:24.485	3	1:24.484	+0.001
11	55	24.118	23	55	45.120	20	11	15.096	7	55	Melling-Minshaw	1:24.776	20	1:24.449	+0.327
12	84	24.130	8	84	45.215	3	84	15.139	3	11	Wakeman-Hall	1:24.777	10	1:24.478	+0.299
13	10	24.277	23	11	45.338	11	55	15.211	20	66	Milner-Greensall	1:25.135	3	1:24.895	+0.240
14	17	24.310	23	66	45.344	3	66	15.239	1	10	Simon Butler	1:25.196	28	1:24.349	+0.847
15	66	24.312	3	9	45.560	9	9	15.260	25	90	O'Connell-Watson	1:25.597	8		+
16	70	24.542	26	38	45.623	24	10	15.268	5	9	Ben Eastick	1:25.636	17	1:25.376	+0.260
17	9	24.556	25	4	45.857	3	17	15.449	22	4	Tim Mogridge	1:26.081	16	1:25.606	+0.475
18	4	24.656	4	17	46.091	27	70	15.494	16	17	Gate-Coyne	1:26.244	25	1:25.850	+0.394
19	82	24.841	19	70	46.586	24	38	15.551	4	38	Brewer-Gray	1:26.943	4	1:26.046	+0.897
20	38	24.872	26	25	46.702	20	36	15.606	4	70	Les Ely	1:27.159	23	1:26.622	+0.537
21	25	24.898	20	82	46.870	20	5	15.759	15	82	Bob Binfield	1:27.867	18	1:27.605	+0.262
22	36	24.949	10	5	47.052	4	25	15.792	18	25	John Burton	1:28.030	3	1:27.392	+0.638
23	5	25.294	4	36	47.189	10	82	15.894	18	36	Ian Simmonds	1:28.270	10	1:27.744	+0.526
24	23	25.295	26	12	47.671	4	77	16.232	13	5	John Truslove	1:28.370	4	1:28.105	+0.265
25	93	25.583	4	93	48.144	4	12	16.233	26	12	Andy Keith-Lucas	1:29.991	4	1:29.678	+0.313
26	12	25.774	24	23	48.364	15	23	16.288	17	23	Roger Cope	1:30.731	16	1:29.947	+0.784
27	77	26.264	5	68	49.243	8	68	16.554	7	93	Hans Huebner	1:31.126	2	1:30.477	+0.649
28	68	26.708	7	77	49.272	8	93	16.750	5	77	Tim Whitworth	1:32.494	8	1:31.768	+0.726
29	58	26.782	18	150	50.244	5	58	17.047	4	68	Marc Gordon	1:33.306	5	1:32.505	+0.801
30	64	27.002	8	64	50.321	3	150	17.096	11	58	Pearce-Lenthall	1:34.863	18	1:34.378	+0.485
31	49	27.116	14	49	50.377	4	64	17.151	2	150	Keith-Lucas-Keith-L	1:35.308	9	1:34.570	+0.738
32	150	27.230	9	58	50.549	16	49	17.165	5	49	Diane Osborne	1:35.827	5	1:34.658	+1.169
33	30	28.891	19	30	52.957	15	30	17.904	14	64	James Paterson	1:35.899	3	1:34.474	+1.425
34	90			90			90			30	Woodbridge-Rowley	1:40.428	14	1:39.752	+0.676



Session Start: 12:05:54 - Finish: 12:46:45

Weather/Track Conditions: Bright / Dry

Circuit: Donington Park National

Track Length: 3.185 Km - 1.9791 miles

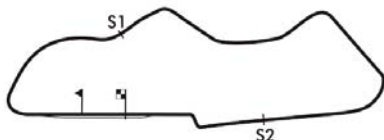


Donington Historic Festival - 28 - 30 Apr 2017

Jaguar Classic Challenge for pre-66 Jaguar cars

Race 13 - Best Sector Speeds

	NO	SECTOR 1	MPH	NO	SECTOR 2	MPH	NO	SECTOR 3	MPH
1	92	Thomas-Lockie	112.8	92	Thomas-Lockie	130.5	86	Gary Pearson	112.0
2	95	Mitchell-De Silva	112.6	21	Dodd-Dodd	128.5	92	Thomas-Lockie	112.0
3	2	Folch-Hadfield	110.8	155	Alistair Dyson	127.0	145	Ben Short	112.0
4	10	Simon Butler	110.4	145	Ben Short	126.8	155	Alistair Dyson	112.0
5	86	Gary Pearson	108.1	86	Gary Pearson	126.1	21	Dodd-Dodd	111.8
6	145	Ben Short	106.9	2	Folch-Hadfield	125.2	2	Folch-Hadfield	109.8
7	89	Michael Wrigley	106.8	84	Read Gomm	124.2	72	Jamie Boot	109.7
8	55	Melling-Minshaw	105.3	72	Jamie Boot	123.8	84	Read Gomm	108.4
9	21	Dodd-Dodd	104.9	95	Mitchell-De Silva	122.9	95	Mitchell-De Silva	108.3
10	155	Alistair Dyson	102.6	89	Michael Wrigley	122.4	11	Wakeman-Hall	107.0
11	9	Ben Eastick	102.1	9	Ben Eastick	122.2	89	Michael Wrigley	106.2
12	82	Bob Binfield	102.1	11	Wakeman-Hall	121.8	66	Milner-Greensall	105.0
13	66	Milner-Greensall	102.0	66	Milner-Greensall	120.5	17	Gate-Coyne	104.9
14	72	Jamie Boot	100.3	38	Brewer-Gray	120.2	9	Ben Eastick	104.7
15	84	Read Gomm	100.3	10	Simon Butler	119.6	93	Hans Huebner	104.2
16	4	Tim Mogridge	100.0	17	Gate-Coyne	119.6	38	Brewer-Gray	103.7
17	11	Wakeman-Hall	99.7	55	Melling-Minshaw	119.6	55	Melling-Minshaw	103.6
18	17	Gate-Coyne	98.4	70	Les Ely	119.4	4	Tim Mogridge	103.4
19	25	John Burton	98.3	36	Ian Simmonds	118.1	10	Simon Butler	103.4
20	5	John Truslove	98.1	93	Hans Huebner	118.1	36	Ian Simmonds	103.1
21	70	Les Ely	95.5	4	Tim Mogridge	117.5	70	Les Ely	102.3
22	12	Andy Keith-Lucas	95.4	25	John Burton	115.9	25	John Burton	100.2
23	36	Ian Simmonds	94.3	82	Bob Binfield	115.7	82	Bob Binfield	99.6
24	23	Roger Cope	94.1	5	John Truslove	113.4	5	John Truslove	98.3
25	68	Marc Gordon	93.8	12	Andy Keith-Lucas	113.4	58	Pearce-Lenthall	97.3
26	38	Brewer-Gray	93.2	23	Roger Cope	112.4	23	Roger Cope	96.9
27	150	Keith-Lucas-Keith-Lucas	90.2	58	Pearce-Lenthall	110.6	12	Andy Keith-Lucas	96.3
28	93	Hans Huebner	88.9	77	Tim Whitworth	109.7	77	Tim Whitworth	95.9
29	64	James Paterson	88.8	49	Diane Osborne	106.4	49	Diane Osborne	92.7
30	49	Diane Osborne	87.5	150	Keith-Lucas-Keith-Lucas	106.2	68	Marc Gordon	92.1
31	58	Pearce-Lenthall	87.4	68	Marc Gordon	105.0	150	Keith-Lucas-Keith-Lucas	92.0
32	77	Tim Whitworth	86.1	64	James Paterson	102.5	64	James Paterson	88.7
33	30	Woodbridge-Rowley	83.1	30	Woodbridge-Rowley	97.7	30	Woodbridge-Rowley	86.3
34	90	O'Connell-Watson	0.0	90	O'Connell-Watson	0.0	90	O'Connell-Watson	0.0



Session Start: 12:05:54 - Finish: 12:46:45

Weather/Track Conditions: Bright / Dry

Circuit: Donington Park National

Track Length: 3.185 Km - 1.9791 miles



Donington Historic Festival - 28 - 30 Apr 2017

Jaguar Classic Challenge for pre-66 Jaguar cars

Race 13 - Lap Chart

Lap 1			Lap 2			Lap 3			Lap 4			Lap 5			Lap 6		
NO	Behind	Laptime	NO	Behind	Laptime	NO	Behind	Laptime	NO	Behind	Laptime	NO	Behind	Laptime	NO	Behind	Laptime
145		1:26.890	145		1:21.542	86		1:21.508	86		1:20.590	86		1:20.207	86		1:22.108
86	0.386	1:27.276	86	0.062	1:21.218	145	0.068	1:21.638	145	0.279	1:20.801	145	0.530	1:20.458	145	0.159	1:21.737
2	1.791	1:28.681	21	3.120	1:22.191	21	2.811	1:21.261	21	2.653	1:20.432	21	2.765	1:20.319	21	2.596	1:21.939
21	2.471	1:29.361	2	3.121	1:22.872	92	4.598	1:20.324	92	3.828	1:19.820	92	3.537	1:19.916	92	2.866	1:21.437
92	2.738	1:29.628	92	5.844	1:24.648	2	11.134	1:29.583	2	13.867	1:23.323	2	17.377	1:23.717	49	1 LAP	1:35.827
89	4.183	1:31.073	89	8.298	1:25.657	89	11.714	1:24.986	95	14.800	1:23.157	95	18.079	1:23.486	150	1 LAP	1:35.737
72	4.518	1:31.408	72	8.877	1:25.901	95	12.233	1:24.357	89	15.920	1:24.796	89	20.272	1:24.559	58	1 LAP	1:37.653
66	5.160	1:32.050	95	9.446	1:24.580	72	13.009	1:25.702	72	16.206	1:23.787	72	20.713	1:24.714	64	1 LAP	1:37.547
95	6.408	1:33.298	66	9.821	1:26.203	66	13.386	1:25.135	84	19.839	1:25.813	84	25.667	1:26.035	2	18.626	1:23.357
4	7.002	1:33.892	84	11.701	1:25.328	84	14.616	1:24.485	10	23.830	1:25.534	10	29.173	1:25.550	95	18.983	1:23.012
84	7.915	1:34.805	4	12.240	1:26.780	4	17.102	1:26.432	4	23.849	1:27.337	11	30.468	1:26.002	89	21.531	1:23.367
10	8.850	1:35.740	11	14.196	1:26.722	10	18.886	1:25.934	11	24.673	1:25.628	4	32.013	1:28.371	72	22.470	1:23.865
11	9.016	1:35.906	10	14.522	1:27.214	11	19.635	1:27.009	38	30.174	1:26.943	155	34.246	1:24.116	84	29.133	1:25.574
5	10.852	1:37.742	38	17.563	1:28.139	38	23.821	1:27.828	155	30.337	1:23.850	30	1 LAP	1:56.777	10	32.528	1:25.463
38	10.966	1:37.856	5	19.260	1:29.950	155	27.077	1:25.818	66	33.976	1:41.180	38	37.638	1:27.671	11	33.961	1:25.601
82	12.799	1:39.689	82	20.932	1:29.675	5	27.179	1:29.489	5	34.959	1:28.370	9	44.639	1:27.623	155	35.195	1:23.057
25	15.596	1:42.486	9	22.701	1:28.015	9	29.715	1:28.584	9	37.223	1:28.098	90	45.099	1:27.417	4	38.136	1:28.231
55	15.637	1:42.527	155	22.829	1:26.911	82	29.921	1:30.559	90	37.889	1:28.363	5	45.103	1:30.351	38	43.839	1:28.309
9	16.228	1:43.118	90	23.654	1:27.322	90	30.116	1:28.032	82	39.268	1:29.937	82	48.825	1:29.764	9	49.898	1:27.367
155	17.460	1:44.350	25	24.736	1:30.682	25	31.196	1:28.030	25	39.444	1:28.838	25	49.230	1:29.993	90	50.271	1:27.280
70	17.514	1:44.404	70	26.200	1:30.228	70	32.994	1:28.364	70	40.275	1:27.871	70	49.425	1:29.357	5	53.259	1:30.264
17	17.666	1:44.556	55	28.185	1:34.090	17	34.099	1:27.299	17	40.932	1:27.423	17	49.790	1:29.065	70	56.351	1:29.034
90	17.874	1:44.764	17	28.370	1:32.246	36	38.964	1:31.368	36	46.929	1:28.555	36	55.640	1:28.918	82	56.829	1:30.112
36	18.937	1:45.827	36	29.166	1:31.771	55	39.692	1:33.077	93	51.182	1:31.797	93	1:02.115	1:31.140	17	57.423	1:29.741
23	19.824	1:46.714	93	29.635	1:31.126	93	39.975	1:31.910	55	51.676	1:32.574	23	1:02.532	1:31.008	25	58.014	1:30.892
93	20.051	1:46.941	23	30.552	1:32.270	23	40.415	1:31.433	23	51.731	1:31.906	55	1:03.683	1:32.214	36	1:02.208	1:28.676
77	20.893	1:47.783	77	33.097	1:33.746	77	45.392	1:33.865	77	57.974	1:33.172	12	1:10.502	1:32.264	30	1 LAP	1:56.025
68	22.283	1:49.173	68	34.419	1:33.678	68	46.233	1:33.384	12	58.445	1:29.991	77	1:11.328	1:33.561	93	1:11.595	1:31.588
49	23.848	1:50.738	12	38.860	1:35.175	12	49.044	1:31.754	68	59.273	1:33.630	68	1:12.372	1:33.306	23	1:11.842	1:31.418
58	24.418	1:51.308	49	38.883	1:36.577	49	54.052	1:36.739	49	1:09.540	1:36.078				55	1:12.796	1:31.221
64	25.065	1:51.955	58	39.868	1:36.992	58	54.152	1:35.854	150	1:10.351	1:35.814				12	1:20.876	1:32.482
12	25.227	1:52.117	150	41.233	1:36.661	150	55.127	1:35.464	58	1:10.958	1:37.396						
150	26.114	1:53.004	64	41.461	1:37.938	64	55.790	1:35.899	64	1:11.806	1:36.606						
30	28.947	1:55.837	30	53.108	1:45.703	30	1:19.263	1:47.725									

Session Start: 12:05:54 - Finish: 12:46:45

Weather/Track Conditions: Bright / Dry

Circuit: Donington Park National

Track Length: 3.185 Km - 1.9791 miles

Donington Historic Festival - 28 - 30 Apr 2017

Jaguar Classic Challenge for pre-66 Jaguar cars

Race 13 - Lap Chart

Lap 7			Lap 8			Lap 9			Lap 10			Lap 11			Lap 12		
NO	Behind	Laptime	NO	Behind	Laptime	NO	Behind	Laptime	NO	Behind	Laptime	NO	Behind	Laptime	NO	Behind	Laptime
86		1:21.020	86		1:21.098	86		1:20.236	86		1:21.323	86		1:21.309	86		1:21.892
145	0.196	1:21.057	23	1 LAP	1:30.789	145	2.492	1:21.343	145	2.361	1:21.192	145	2.811	1:21.759	38	1 LAP	1:29.207
77	1 LAP	1:34.594	145	1.385	1:22.287	21	4.652	1:21.503	82	1 LAP	1:29.259	17	1 LAP	1:29.388	145	2.237	1:21.318
21	2.989	1:21.413	93	1 LAP	1:32.631	23	1 LAP	1:31.613	21	4.196	1:20.867	70	1 LAP	1:29.885	9	1 LAP	1:32.920
68	1 LAP	1:34.356	21	3.385	1:21.494	92	11.950	1:20.454	25	1 LAP	1:30.566	21	4.636	1:21.749	21	4.157	1:21.413
92	12.313	1:30.467	55	1 LAP	1:32.799	93	1 LAP	1:32.903	5	1 LAP	1:37.492	92	10.769	1:21.534	49	2 LAPS	1:39.765
150	1 LAP	1:36.386	12	1 LAP	1:31.600	55	1 LAP	1:32.448	36	1 LAP	1:29.805	82	1 LAP	1:30.047	92	9.805	1:20.928
49	1 LAP	1:38.161	92	11.732	1:20.517	12	1 LAP	1:32.480	92	10.544	1:19.917	25	1 LAP	1:29.739	70	1 LAP	1:30.177
2	22.455	1:24.849	77	1 LAP	1:33.951	77	1 LAP	1:32.494	23	1 LAP	1:31.389	36	1 LAP	1:28.270	58	2 LAPS	1:39.533
95	22.705	1:24.742	68	1 LAP	1:34.232	95	29.522	1:23.175	95	31.902	1:23.703	30	3 LAPS	2:09.714	17	1 LAP	1:34.926
89	25.971	1:25.460	30	2 LAPS	1:56.256	2	29.697	1:23.003	93	1 LAP	1:38.541	95	34.077	1:23.484	5	2 LAPS	2:55.591
72	25.975	1:24.525	95	26.583	1:24.976	89	32.749	1:23.933	2	32.080	1:23.706	2	34.264	1:23.493	82	1 LAP	1:30.173
58	1 LAP	1:42.438	2	26.930	1:25.573	72	33.229	1:23.166	55	1 LAP	1:38.865	72	39.947	1:24.917	36	1 LAP	1:29.171
64	1 LAP	1:42.205	89	29.052	1:24.179	68	1 LAP	1:37.450	12	1 LAP	1:32.628	23	1 LAP	1:39.800	25	1 LAP	1:34.125
84	35.844	1:27.731	72	30.299	1:25.422	155	46.629	1:24.034	89	35.838	1:24.412	68	2 LAPS	2:49.624	95	35.648	1:23.463
10	37.131	1:25.623	150	1 LAP	1:36.797	84	48.984	1:26.711	72	36.339	1:24.433	89	44.392	1:29.863	55	2 LAPS	2:47.795
155	38.399	1:24.224	49	1 LAP	1:38.615	10	50.862	1:27.503	77	1 LAP	1:35.409	12	1 LAP	1:33.355	72	42.057	1:24.002
11	39.107	1:26.166	84	42.509	1:27.763	11	51.065	1:26.750	155	48.368	1:23.062	155	51.762	1:24.703	2	42.580	1:30.208
4	44.288	1:27.172	155	42.831	1:25.530	150	1 LAP	1:36.867	84	53.311	1:25.650	77	1 LAP	1:34.486	68	2 LAPS	1:33.860
38	50.448	1:27.629	58	1 LAP	1:36.560	49	1 LAP	1:38.557	11	54.519	1:24.777	11	58.419	1:25.209	155	53.204	1:23.334
90	55.228	1:25.977	10	43.595	1:27.562	4	57.681	1:28.183	10	55.571	1:26.032	84	59.233	1:27.231	12	1 LAP	1:32.069
9	56.224	1:27.346	11	44.551	1:26.542	30	2 LAPS	1:56.185	4	1:03.429	1:27.071	10	1:05.447	1:31.185	11	1:02.203	1:25.676
5	1:01.580	1:29.341	64	1 LAP	1:39.553	58	1 LAP	1:37.668	150	1 LAP	1:35.308	4	1:08.776	1:26.656	84	1:05.124	1:27.783
70	1:03.941	1:28.610	4	49.734	1:26.544	38	1:05.646	1:28.113	49	1 LAP	1:36.836	90	1:17.520	1:26.356	77	1 LAP	1:34.130
17	1:05.048	1:28.645	38	57.769	1:28.419	90	1:06.068	1:26.577	90	1:12.473	1:27.728	150	1 LAP	1:37.034	4	1:13.729	1:26.845
82	1:06.264	1:30.455	90	59.727	1:25.597	9	1:07.051	1:25.750	9	1:13.139	1:27.411						
25	1:06.489	1:29.495	9	1:01.537	1:26.411	64	1 LAP	1:48.223	38	1:14.731	1:30.408						
36	1:10.601	1:29.413	70	1:10.192	1:27.349	70	1:17.293	1:27.337	58	1 LAP	1:39.704						
			5	1:10.231	1:29.749	17	1:17.764	1:27.339									
			17	1:10.661	1:26.711												
			82	1:14.770	1:29.604												
			25	1:15.222	1:29.831												
			36	1:18.278	1:28.775												

Session Start: 12:05:54 - Finish: 12:46:45

Weather/Track Conditions: Bright / Dry

Circuit: Donington Park National

Track Length: 3.185 Km - 1.9791 miles

Donington Historic Festival - 28 - 30 Apr 2017

Jaguar Classic Challenge for pre-66 Jaguar cars

Race 13 - Lap Chart

Lap 13			Lap 14			Lap 15			Lap 16			Lap 17			Lap 18		
NO	Behind	Laptime	NO	Behind	Laptime	NO	Behind	Laptime	NO	Behind	Laptime	NO	Behind	Laptime	NO	Behind	Laptime
86		1:20.478	86		1:21.549	86		1:20.957	86		1:21.147	86		1:25.783	145		1:22.089
90	1 LAP	1:26.709	77	2 LAPS	1:34.808	145	4.306	1:21.491	10	2 LAPS	1:26.919	11	2 LAPS	1:31.508	11	2 LAPS	1:27.507
145	3.709	1:21.950	145	3.772	1:21.612	21	6.581	1:21.749	145	4.931	1:21.772	84	2 LAPS	1:30.716	21	1 LAP	2:43.128
21	5.712	1:22.033	21	5.789	1:21.626	4	1 LAP	1:32.854	12	2 LAPS	1:32.146	145	1.242	1:22.094	84	2 LAPS	1:28.418
38	1 LAP	1:28.303	9	2 LAPS	2:47.478	77	2 LAPS	1:32.915	21	10.950	1:25.516	23	3 LAPS	1:34.075	10	2 LAPS	1:27.430
92	11.874	1:22.547	92	12.279	1:21.954	92	12.545	1:21.223	9	2 LAPS	1:26.892	10	2 LAPS	1:27.136	58	4 LAPS	1:36.209
150	2 LAPS	1:36.097	90	1 LAP	1:33.285	9	2 LAPS	1:27.017	92	23.379	1:31.981	4	2 LAPS	2:47.661	23	3 LAPS	1:30.987
70	1 LAP	1:29.653	38	1 LAP	1:35.133	25	2 LAPS	1:30.727	77	2 LAPS	1:34.958	12	2 LAPS	1:31.722	4	2 LAPS	1:26.081
17	1 LAP	1:28.661	25	2 LAPS	2:46.205	17	1 LAP	1:28.353	68	3 LAPS	1:47.782	9	2 LAPS	1:25.888	92	1 LAP	2:42.195
5	2 LAPS	1:30.336	70	1 LAP	1:30.071	70	1 LAP	1:33.611	30	5 LAPS	1:55.048	77	2 LAPS	1:32.814	9	2 LAPS	1:26.690
82	1 LAP	1:30.663	17	1 LAP	1:28.258	2	1 LAP	1:22.474	90	2 LAPS	3:07.993	68	3 LAPS	1:35.323	12	2 LAPS	1:32.378
36	1 LAP	1:30.134	150	2 LAPS	1:41.407	5	2 LAPS	1:30.351	82	2 LAPS	2:45.829	30	5 LAPS	1:41.161	2	1 LAP	1:22.287
49	2 LAPS	1:44.402	5	2 LAPS	1:29.287	95	47.191	1:28.443	2	1 LAP	1:24.669	70	2 LAPS	2:49.082	77	2 LAPS	1:37.279
58	2 LAPS	1:40.374	36	1 LAP	1:29.874	36	1 LAP	1:30.591	25	2 LAPS	1:29.442	2	1 LAP	1:24.019	68	3 LAPS	1:37.144
95	38.549	1:23.379	95	39.705	1:22.705	89	1 LAP	1:23.635	17	1 LAP	1:29.503	90	2 LAPS	1:36.138	70	2 LAPS	1:28.977
55	2 LAPS	1:25.818	2	1 LAP	2:41.514	72	52.945	1:24.130	38	2 LAPS	3:14.509	82	2 LAPS	1:29.149	82	2 LAPS	1:30.215
89	1 LAP	2:42.076	82	1 LAP	1:34.624	49	3 LAPS	3:04.033	89	1 LAP	1:25.328	25	2 LAPS	1:28.999	72	57.183	1:25.463
72	47.243	1:25.664	55	2 LAPS	1:26.356	155	1:01.188	1:24.268	5	2 LAPS	1:30.799	89	1 LAP	1:24.233	89	1 LAP	1:27.112
23	2 LAPS	2:53.905	89	1 LAP	1:25.604	55	2 LAPS	1:38.399	72	56.281	1:24.483	72	55.051	1:24.553	25	2 LAPS	1:30.739
30	4 LAPS	3:10.694	72	49.772	1:24.078	23	2 LAPS	1:33.307	36	1 LAP	1:37.470	17	1 LAP	1:34.474	90	2 LAPS	1:35.295
155	55.949	1:23.223	155	57.877	1:23.477	11	1 LAP	2:45.589	155	1:05.473	1:25.432	5	2 LAPS	1:31.888	36	2 LAPS	2:47.466
68	2 LAPS	1:34.093	58	2 LAPS	1:46.690	84	1 LAP	2:44.966	150	3 LAPS	3:13.475	38	2 LAPS	1:33.443	30	5 LAPS	1:41.952
12	1 LAP	1:32.028	23	2 LAPS	1:32.314				55	2 LAPS	1:26.650	95	1 LAP	3:04.311	5	2 LAPS	1:29.203
10	1 LAP	2:46.358	10	1 LAP	1:28.280				49	3 LAPS	1:38.857	155	1:08.522	1:28.832	38	2 LAPS	1:29.460
11	1:12.958	1:31.233	30	4 LAPS	1:43.087				58	3 LAPS	3:02.519	55	2 LAPS	1:26.141	55	2 LAPS	1:25.986
84	1:14.563	1:29.917	12	1 LAP	1:33.187							150	3 LAPS	1:40.480	95	1 LAP	1:33.413
4	1:20.408	1:27.157	68	2 LAPS	1:35.471							49	3 LAPS	1:36.187	86	1:15.542	2:38.873

Session Start: 12:05:54 - Finish: 12:46:45

Weather/Track Conditions: Bright / Dry

Circuit: Donington Park National

Track Length: 3.185 Km - 1.9791 miles

Donington Historic Festival - 28 - 30 Apr 2017

Jaguar Classic Challenge for pre-66 Jaguar cars

Race 13 - Lap Chart

Lap 19			Lap 20			Lap 21			Lap 22			Lap 23			Lap 24		
NO	Behind	Laptime	NO	Behind	Laptime	NO	Behind	Laptime	NO	Behind	Laptime	NO	Behind	Laptime	NO	Behind	Laptime
145		1:26.198	72		1:27.876	86		1:21.980	86		1:21.619	86		1:21.793	86		1:22.177
21	1 LAP	1:23.238	17	2 LAPS	1:28.614	17	2 LAPS	1:27.919	70	2 LAPS	1:27.550	70	2 LAPS	1:29.252	30	6 LAPS	1:42.246
11	2 LAPS	1:27.878	25	2 LAPS	1:28.102	25	2 LAPS	1:28.427	17	2 LAPS	1:27.233	145	9.586	1:22.380	12	3 LAPS	1:31.822
84	2 LAPS	1:27.741	82	2 LAPS	1:27.867	82	2 LAPS	1:28.621	145	8.999	1:22.014	49	4 LAPS	1:38.810	145	10.788	1:23.379
10	2 LAPS	1:28.333	86	9.645	1:21.630	145	8.604	1:22.050	82	2 LAPS	1:28.169	17	2 LAPS	1:28.370	70	2 LAPS	1:28.392
150	4 LAPS	1:39.649	55	2 LAPS	1:27.566	77	3 LAPS	1:52.226	55	2 LAPS	1:24.776	150	4 LAPS	1:41.406	17	2 LAPS	1:26.523
49	4 LAPS	1:39.765	145	18.179	2:41.901	55	2 LAPS	1:25.030	25	2 LAPS	1:34.408	21	17.616	1:22.223	21	18.876	1:23.437
23	3 LAPS	1:30.731	38	2 LAPS	1:30.634	38	2 LAPS	1:28.403	21	17.186	1:22.430	82	2 LAPS	1:31.538	55	2 LAPS	1:26.580
92	1 LAP	1:24.236	90	2 LAPS	1:37.453	21	16.375	1:22.779	38	2 LAPS	1:27.742	55	2 LAPS	1:26.758	49	4 LAPS	1:38.160
4	2 LAPS	1:27.605	5	2 LAPS	1:35.678	90	2 LAPS	1:33.943	92	27.612	1:22.509	92	27.522	1:21.703	82	2 LAPS	1:29.310
58	4 LAPS	1:36.535	21	25.221	1:25.029	92	26.722	1:22.089	11	1 LAP	1:28.769	38	2 LAPS	1:28.149	92	28.766	1:23.421
9	2 LAPS	1:25.636	95	1 LAP	1:33.871	95	1 LAP	1:30.864	84	1 LAP	1:28.054	11	1 LAP	1:25.563	150	4 LAPS	1:39.213
12	2 LAPS	1:30.842	11	1 LAP	1:27.161	11	1 LAP	1:25.481	10	1 LAP	1:27.482	84	1 LAP	1:25.461	38	2 LAPS	1:27.572
2	1 LAP	1:21.862	92	36.258	1:22.780	84	1 LAP	1:26.303	90	2 LAPS	1:35.142	10	1 LAP	1:25.449	11	1 LAP	1:25.563
70	2 LAPS	1:28.082	30	5 LAPS	1:43.138	10	1 LAP	1:26.696	95	1 LAP	1:33.055	90	2 LAPS	1:32.088	84	1 LAP	1:26.121
72	55.846	1:24.861	84	1 LAP	1:27.339	4	1 LAP	1:27.759	4	1 LAP	1:27.111	95	1 LAP	1:34.241	10	1 LAP	1:26.391
89	1 LAP	1:25.291	10	1 LAP	1:27.005	30	5 LAPS	1:41.756	2	52.775	1:22.362	2	53.746	1:22.764	2	54.222	1:22.653
155	1 LAP	2:37.835	4	1 LAP	1:27.300	9	1 LAP	1:26.828	9	1 LAP	1:27.641	4	1 LAP	1:29.528	90	2 LAPS	1:34.173
17	2 LAPS	2:51.752	68	3 LAPS	2:12.858	2	52.032	1:22.952	30	5 LAPS	1:41.255	9	1 LAP	1:27.255	95	1 LAP	1:32.193
25	2 LAPS	1:29.173	9	1 LAP	1:29.774	23	2 LAPS	1:32.572	23	2 LAPS	1:32.816	155	1:17.020	1:25.734	4	1 LAP	1:27.133
82	2 LAPS	1:31.223	23	2 LAPS	1:33.057	58	3 LAPS	1:34.863	155	1:13.079	1:23.497	89	1:18.087	1:23.430	9	1 LAP	1:26.994
68	3 LAPS	1:42.326	2	1:00.705	1:22.863	72	1:10.043	2:41.668	72	1:13.946	1:25.522	72	1:18.615	1:26.462	155	1:17.726	1:22.883
90	2 LAPS	1:34.233	58	3 LAPS	1:35.530	155	1:11.201	1:23.077	89	1:16.450	1:23.663	23	2 LAPS	1:33.201	89	1:18.538	1:22.628
38	2 LAPS	1:29.217	150	3 LAPS	1:39.483	89	1:14.406	1:25.001	12	2 LAPS	2:56.503				72	1:20.021	1:23.583
86	1:11.737	1:22.393	49	3 LAPS	1:38.773	49	3 LAPS	1:37.517									
5	2 LAPS	1:31.201	12	1 LAP	1:38.954	150	3 LAPS	1:39.883									
55	2 LAPS	1:26.304	155	1:19.749	1:23.404												
30	5 LAPS	1:40.428	89	1:21.030	1:24.193												
95	1 LAP	1:30.785	70	1 LAP	1:28.022												
21	1:23.914	1:21.910															
11	1 LAP	1:26.239															
84	1 LAP	1:25.733															
10	1 LAP	1:25.816															
92	1:37.200	1:22.702															

Session Start: 12:05:54 - Finish: 12:46:45

Weather/Track Conditions: Bright / Dry

Circuit: Donington Park National

Track Length: 3.185 Km - 1.9791 miles

Donington Historic Festival - 28 - 30 Apr 2017

Jaguar Classic Challenge for pre-66 Jaguar cars

Race 13 - Lap Chart

Lap 25			Lap 26			Lap 27			Lap 28			Lap 29		
NO	Behind	Laptime	NO	Behind	Laptime	NO	Behind	Laptime	NO	Behind	Laptime	NO	Behind	Laptime
86		1:21.070	86		1:21.484	86		1:22.385	86		1:23.619	86		1:22.808
23	3 LAPS	1:32.663	72	1 LAP	1:23.826	89	1 LAP	1:24.200	150	5 LAPS	1:38.749	155	1 LAP	1:22.847
145	12.823	1:23.105	145	14.292	1:22.953	72	1 LAP	1:23.189	155	1 LAP	1:24.336	30	7 LAPS	1:40.858
12	3 LAPS	1:32.094	23	3 LAPS	1:31.775	90	3 LAPS	1:33.169	89	1 LAP	1:23.565	89	1 LAP	1:24.725
70	2 LAPS	1:27.159	21	23.256	1:23.820	95	2 LAPS	1:35.825	72	1 LAP	1:23.608	72	1 LAP	1:25.706
21	20.920	1:23.114	70	2 LAPS	1:27.519	145	14.894	1:22.987	95	2 LAPS	1:30.843	9	2 LAPS	1:28.308
17	2 LAPS	1:26.470	17	2 LAPS	1:27.408	21	24.304	1:23.433	145	14.238	1:22.963	4	2 LAPS	1:30.835
30	6 LAPS	1:41.810	12	3 LAPS	1:32.306	23	3 LAPS	1:31.739	90	3 LAPS	1:33.547	49	5 LAPS	1:39.545
55	2 LAPS	1:24.973	92	32.379	1:22.814	70	2 LAPS	1:27.521	21	23.573	1:22.888	145	14.096	1:22.666
92	31.049	1:23.353	55	2 LAPS	1:26.196	17	2 LAPS	1:26.244	92	33.979	1:24.938	150	5 LAPS	1:40.254
82	2 LAPS	1:30.443	82	2 LAPS	1:31.448	92	32.660	1:22.666	70	2 LAPS	1:27.953	95	2 LAPS	1:30.640
38	2 LAPS	1:27.984	38	2 LAPS	1:27.430	55	2 LAPS	1:26.100	17	2 LAPS	1:29.099	21	24.309	1:23.544
49	4 LAPS	1:39.027	30	6 LAPS	1:42.057	12	3 LAPS	1:30.800	55	2 LAPS	1:25.739	90	3 LAPS	1:32.501
11	1 LAP	1:26.146	11	1 LAP	1:25.983	38	2 LAPS	1:28.299	23	3 LAPS	1:32.970	92	34.196	1:23.025
150	4 LAPS	1:38.888	84	1 LAP	1:26.700	82	2 LAPS	1:31.559	12	3 LAPS	1:30.650	70	2 LAPS	1:28.005
84	1 LAP	1:25.465	10	1 LAP	1:26.901	2	57.218	1:23.454	38	2 LAPS	1:27.036	17	2 LAPS	1:26.322
10	1 LAP	1:25.213	2	56.149	1:23.144	11	1 LAP	1:27.301	2	55.469	1:21.870	55	2 LAPS	1:25.783
2	54.489	1:21.337	49	4 LAPS	1:39.148	84	1 LAP	1:27.384	11	1 LAP	1:26.050	23	3 LAPS	1:31.041
4	1 LAP	1:29.926	150	4 LAPS	1:39.324	10	1 LAP	1:26.923	10	1 LAP	1:25.689	12	3 LAPS	1:31.238
95	1 LAP	1:33.135	4	1 LAP	1:26.415	30	6 LAPS	1:42.571	82	2 LAPS	1:34.043	2	54.352	1:21.691
9	1 LAP	1:27.844	9	1 LAP	1:25.761	49	4 LAPS	1:37.758	84	1 LAP	1:34.267	38	2 LAPS	1:27.154
90	2 LAPS	1:34.764	155	1:22.161	1:23.436	4	1 LAP	1:26.352				11	1 LAP	1:25.588
155	1:20.209	1:23.553				9	1 LAP	1:26.879				10	1 LAP	1:25.196
89	1:20.878	1:23.410										82	2 LAPS	1:31.119
												84	1 LAP	1:27.048
												25	8 LAPS	10:53.420

Session Start: 12:05:54 - Finish: 12:46:45
Weather/Track Conditions: Bright / Dry
Circuit: Donington Park National
Track Length: 3.185 Km - 1.9791 miles

Donington Historic Festival - 28 - 30 Apr 2017

U2TC Trophy for pre-66 under 2-litre Touring Cars

Race 14 - Classification

Sheet No:

POS	NO	DRIVER/S	CLASS	CLASS POS	CAR MAKE / MODEL	TIME	LAPS	GAP	DIFF	MPH	BEST	ON
1	89	Banks-Banks	C	1	Alfa Romeo Giulia Sprint	41:08.555	24	-- 24 laps		69.26	1:24.522	3
2	7	Steve Soper	C	2	Ford Lotus Cortina	41:12.023	24	3.468	3.468	69.16	1:24.228	10
3	13	Andy Wolfe	C	3	Ford Lotus Cortina	41:12.801	24	4.246	0.778	69.15	1:24.370	9
4	51	Perfetti-Rovelli	C	4	Ford Lotus Cortina	41:21.277	24	12.722	8.476	68.91	1:24.839	9
5	5	Pearson-Monteverde	C	5	Lotus Cortina	41:27.683	24	19.128	6.406	68.73	1:26.187	21
6	100	Shaw-Hyett	D	1	BMW 1800 TiSA	41:31.236	24	22.681	3.553	68.64	1:25.408	9
7	161	Letts-Letts	C	6	Ford Lotus Cortina	41:48.753	24	40.198	17.517	68.15	1:25.203	10
8	15	Baldwin-Churchill	B	1	Austin Mini Cooper S	41:48.963	24	40.408	0.210	68.15	1:26.677	4
9	98	Graham Pattle	C	7	Ford Lotus Cortina	41:52.005	24	43.450	3.042	68.07	1:26.243	4
10	91	Martin Strommen	C	8	Ford Lotus Cortina	41:52.988	24	44.433	0.983	68.04	1:26.526	4
11	104	Oliver Bryant	D	2	BMW 1800 Ti	41:56.074	24	47.519	3.086	67.96	1:27.853	5
12	84	Steve Jones	B	2	Morris Mini Cooper S	41:57.191	24	48.636	1.117	67.93	1:29.190	23
13	25	Sime-Sime	B	3	Morris Mini Cooper S	42:02.902	24	54.347	5.711	67.77	1:27.652	11
14	68	Daniel Mursall	D	3	BMW 1800 Ti	42:08.800	24	1:00.245	5.898	67.61	1:28.994	9
15	48	Stretton-James	D	4	BMW 1800 Ti	42:20.060	24	1:11.505	11.260	67.31	1:28.466	9
16	16	David Tomlin	C	9	Ford Lotus Cortina	42:26.435	24	1:17.880	6.375	67.15	1:25.818	21
17	35	Ekorness-Ekorness	B	4	Morris Mini Cooper S	43:15.810	24	2:07.255	49.375	65.87	1:29.026	7
18	66	Viggo Lund	C	10	Ford Lotus Cortina	41:55.378	23	-- 23 laps	10.539	65.14	1:27.342	21
19	195	Mann-Smail	C	11	Ford Lotus Cortina	41:57.366	23	1.988	1.988	65.09	1:28.263	22
20	20	Hunt-Hunt	B	5	Morris Mini Cooper S	42:08.376	23	12.998	11.010	64.81	1:30.377	3
21	54	Halusa-Halusa	C	12	Alfa Romeo Giulia Sprint	41:54.578	22	-- 22 laps	1:18.431	62.33	1:29.427	22
22	155	Raymond Low	B	6	Austin Mini Cooper S	39:18.295	21	-- 21 laps		63.44	1:31.490	20
23	888	Endaf Owens	B	7	Morris Mini Cooper S	41:49.731	20	-- 20 laps	4:03.469	56.77	1:27.105	4
24	81	Goff-Goff	D	5	BMW 1800 TI	32:59.591	18	-- 18 laps		64.78	1:26.918	5
25	52	Dutton-Brown	C	13	Ford Lotus Cortina	31:27.799	17	-- 17 laps	3.763	64.16	1:25.287	10
26	87	Swift-Lewis	B	8	Morris Mini Cooper S	40:48.120	16	-- 16 laps	11:54.50	46.56	1:25.885	5
27	79	Mark Jones	C	14	Ford Lotus Cortina MK1	16:12.403	11	-- 11 laps		80.59	1:26.597	7
28	21	Steve Maxted	B	9	Austin Mini Cooper S	16:17.005	10	-- 10 laps	1:33.177	72.92	1:27.257	3
29	142	John Spiers	C	15	Ford Lotus Cortina	19:16.512	10	2:59.507	2:59.507	61.60	1:27.846	5
30	42	Curley-Kelly	B	10	Austin Mini MK1 Cooper	13:22.812	9	-- 9 laps --		79.87	1:26.838	5
31	170	Marcus Jewell	C	16	Ford Consul Cortina	1:55.064	1	-- 1 laps --	16.443	61.91		

----- FASTEST LAP SUMMARY -----

NO	DRIVER/S	CLASS	CAR MAKE / MODEL	FASTEST LAP	ON	MPH
7	Steve Soper	C	Ford Lotus Cortina	1:24.228	10	84.59
100	Shaw-Hyett	D	BMW 1800 TiSA	1:25.408	9	83.42
87	Swift-Lewis	B	Morris Mini Cooper S	1:25.885	5	82.96

CARS 16 & 35 - 1 minute time penalty (pit stop infringement)

CAR 43 - NON STARTER. Car 66 - transponder stopped working.

Session Start: 13:37:40 - Finish: 14:18:47

Weather/Track Conditions: Bright / Dry

Circuit: Donington Park National

Track Length: 3.185 Km - 1.9791 miles

These results are provisional until the conclusion of any judicial and technical matters.

Clerk of the Course: <div style="text-align: right;">Julian Floyd</div>	Timekeeper: <div style="text-align: right;">Nick Palmer</div>	Issued at:
--	--	------------

Donington Historic Festival - 28 - 30 Apr 2017

U2TC Trophy for pre-66 under 2-litre Touring Cars

Race 14 - Combined Classification

Sheet No:

POS	NO	CLASS	CLASS POS	DRIVER/S	CAR MAKE / MODEL	RACE 1		RACE 2		TOTAL LAPS	TOTAL TIME
						LAPS	TIME	LAPS	TIME		
1	89	C	1	Banks-Banks	Alfa Romeo Giulia Sprint GTA	28	40:37.816	24	41:08.555	52	1:21:46.371
2	7	C	2	Steve Soper	Ford Lotus Cortina	28	41:01.733	24	41:12.023	52	1:22:13.756
3	13	C	3	Andy Wolfe	Ford Lotus Cortina	28	41:07.763	24	41:12.801	52	1:22:20.564
4	51	C	4	Perfetti-Rovelli	Ford Lotus Cortina	28	41:07.741	24	41:21.277	52	1:22:29.018
5	161	C	5	Letts-Letts	Ford Lotus Cortina	28	41:27.077	24	41:48.753	52	1:23:15.830
6	98	C	6	Graham Pattle	Ford Lotus Cortina	28	41:28.177	24	41:52.005	52	1:23:20.182
7	16	C	7	David Tomlin	Ford Lotus Cortina	28	41:44.218	24	42:26.435	52	1:24:10.653
8	91	C	8	Martin Strommen	Ford Lotus Cortina	27	40:51.322	24	41:52.988	51	1:22:44.310
9	15	B	1	Baldwin-Churchill	Austin Mini Cooper S	27	41:00.096	24	41:48.963	51	1:22:49.059
10	104	D	1	Oliver Bryant	BMW 1800 Ti	27	41:30.638	24	41:56.074	51	1:23:26.712
11	68	D	2	Daniel Mursall	BMW 1800 Ti	27	41:36.537	24	42:08.800	51	1:23:45.337
12	25	B	2	Sime-Sime	Morris Mini Cooper S	27	41:55.727	24	42:02.902	51	1:23:58.629
13	84	B	3	Steve Jones	Morris Mini Cooper S	27	42:16.587	24	41:57.191	51	1:24:13.778
14	35	B	4	Ekorness-Ekorness	Morris Mini Cooper S	27	42:26.635	24	43:15.810	51	1:25:42.445
15	66	C	9	Viggo Lund	Ford Lotus Cortina	27	41:15.132	23	41:55.378	50	1:23:10.510
16	5	C	10	Pearson-Monteverde	Ford Lotus Cortina	26	41:49.485	24	41:27.683	50	1:23:17.168
17	48	D	3	Stretton-James	BMW 1800 Ti	26	40:59.801	24	42:20.060	50	1:23:19.861
18	195	C	11	Mann-Smail	Ford Lotus Cortina	27	42:03.442	23	41:57.366	50	1:24:00.808
19	100	D	4	Shaw-Hyett	BMW 1800 TISA	25	41:19.237	24	41:31.236	49	1:22:50.473
20	54	C	12	Halusa-Halusa	Alfa Romeo Giulia Sprint GTA	27	41:29.882	22	41:54.578	49	1:23:24.460
21	888	B	5	Endaf Owens	Morris Mini Cooper S	28	41:50.422	20	41:49.731	48	1:23:40.153
22	87	B	6	Swift-Lewis	Morris Mini Cooper S	27	40:52.393	16	40:48.120	43	1:21:40.513
23	20	B	7	Hunt-Hunt	Morris Mini Cooper S	16	24:36.518	23	42:08.376	39	1:06:44.894
24	155	B	8	Raymond Low	Austin Mini Cooper S	18	29:55.713	21	39:18.295	39	1:09:14.008
25	21	B	9	Steve Maxted	Austin Mini Cooper S	27	41:02.222	10	16:17.005	37	57:19.227
26	42	B	10	Curley-Kelly	Austin Mini MK1 Cooper S	26	39:08.673	9	13:22.812	35	52:31.485
27	79	C	13	Mark Jones	Ford Lotus Cortina MK1	12	17:12.051	11	16:12.403	23	33:24.454
28	81	D	5	Goff-Goff	BMW 1800 TI	5	7:21.988	18	32:59.591	23	40:21.579
29	116	D	6	Peter Mursall	BMW 1800 Ti	19	30:59.158			19	30:59.158
30	52	C	14	Dutton-Brown	Ford Lotus Cortina	2	2:55.766	17	31:27.799	19	34:23.565
31	142	C	15	John Spiers	Ford Lotus Cortina	6	8:44.028	10	19:16.512	16	28:00.540
32	43	B	11	Chris Middlehurst	Morris Mini Cooper S	11	18:22.378			11	18:22.378
33	170	C	16	Marcus Jewell	Ford Consul Cortina	1	2:02.370	1	1:55.064	2	3:57.434

CARS 16 & 35 - 1 minute time penalty (pit stop infringement)

CAR 43 - NONSTARTER. Car 66 - transponder stopped working.

*Circuit: Donington Park National
Track Length: 3.185 Km - 1.9791 miles*

These results are provisional until the conclusion of any judicial and technical matters.

Clerk of the Course:

Julian Floyd

Timekeeper:

Nick Palmer

Issued at:

Donington Historic Festival - 28 - 30 Apr 2017

U2TC Trophy for pre-66 under 2-litre Touring Cars

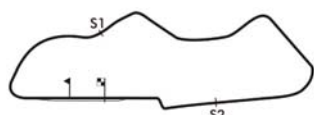
Race 14 - Sector Analysis

5 Pearson-Monteverde (C)										Lister Jaguar Knobbly									
lap	Sect-1	Speed	Sect-2	Speed	Sect-3	Speed	TopSpeed	laptime	pit	lap	Sect-1	Speed	Sect-2	Speed	Sect-3	Speed	Topspeed	laptime	pit
1					16.571			1:37.530		13	26.569	90.3	47.343	107.6	In			1:33.786	P
2	25.136	98.4	47.118	109.8	15.723			1:27.977		14		88.3	51.409	52.0	30.118	40.2		3:06.164	P
3	25.389	97.4	46.742	108.8	15.639			1:27.770		15	1:08.643	40.1	1:59.069	39.5	24.346			3:32.058	
4	25.049	97.8	46.721	108.8	15.737			1:27.507		16	45.154	62.3	1:28.728	30.9	31.987			2:45.869	
5	25.418	92.9	47.038	109.3	16.233			1:28.689		17	1:01.320	37.1	1:15.541	61.9	17.866			2:34.727	
6	25.295	95.4	46.990	110.4	15.975			1:28.260		18	25.319	98.7	47.354	109.8	15.504	97.2		1:28.177	
7	25.224	96.3	47.035	110.9	15.616	95.6		1:27.875		19	24.696	100.2	46.067	110.6	15.460			1:26.223	
8	25.299	95.0	46.664	108.8	15.784	95.4		1:27.747		20	24.886	100.0	46.793	110.2	15.696	97.3		1:27.375	
9	25.447	97.0	47.022	107.9	18.172			1:30.641		21	24.961	99.1	45.993	110.0	15.233	98.2		1:26.187	
10	25.438	97.6	46.887	108.8	15.457			1:27.782		22	24.801	97.1	46.092	110.6	15.382			1:26.275	
11	25.243	96.5	46.475	108.3	15.746			1:27.464		23	24.885	99.3	46.440	110.4	15.515			1:26.840	
12	25.299	97.3	47.070	108.1	15.869	95.5		1:28.238		24	24.901	100.0	46.215	109.1	15.406			1:26.522	

7 Steve Soper (C)										Ford Lotus Cortina									
lap	Sect-1	Speed	Sect-2	Speed	Sect-3	Speed	TopSpeed	laptime	pit	lap	Sect-1	Speed	Sect-2	Speed	Sect-3	Speed	Topspeed	laptime	pit
1				114.3	15.676			1:27.482		13	24.411	106.6	48.436	81.0	In			1:38.966	P
2	24.613	102.7	45.393	114.7	16.885	94.2		1:26.891		14	Out	93.8	1:22.378	36.2	32.986	45.4		3:33.762	P
3	24.773	104.6	45.476	113.9	16.405			1:26.654		15	1:08.244	38.7	1:59.043	38.1	25.793	47.8		3:33.080	
4	24.552	102.7	45.029	113.5	15.083	99.9		1:24.664		16	45.865	58.4	1:26.175	31.0	33.695	34.0		2:45.735	
5	24.566	100.6	45.100	114.5	15.505	97.2		1:25.171		17	1:01.702	35.8	1:15.713	74.0	17.925	100.2		2:35.340	
6	24.522	105.6	45.056	114.7	19.299			1:28.877		18	24.614	105.9	44.978	114.1	15.455	99.3		1:25.047	
7	25.290	102.3	45.266	112.6	15.387			1:25.943		19	24.816	102.7	45.829	114.1	15.939	96.1		1:26.584	
8	24.264	106.6	45.120	113.5	15.343	98.4		1:24.727		20	24.557	106.8	45.434	114.3	15.310			1:25.301	
9	24.274	104.9	45.056	114.5	15.153			1:24.483		21	24.177	102.6	45.402	115.3	15.225			1:24.804	
10	24.099	108.8	45.012	113.9	15.117			1:24.228		22	24.541	106.1	45.071	114.5	15.264	98.6		1:24.876	
11	24.456	104.3	45.312	113.2	15.021			1:24.789		23	24.365	104.5	45.030	115.7	15.529			1:24.924	
12	24.293	105.3	45.314	112.8	15.181	100.2		1:24.788		24	24.379	105.4	45.017	113.9	15.511	99.9		1:24.907	

13 Andy Wolfe (C)										Ford Lotus Cortina									
lap	Sect-1	Speed	Sect-2	Speed	Sect-3	Speed	TopSpeed	laptime	pit	lap	Sect-1	Speed	Sect-2	Speed	Sect-3	Speed	Topspeed	laptime	pit
1				111.8	15.098	99.3		1:28.106		13	25.113	103.8	46.865	107.4	In			1:32.771	P
2	24.496	100.3	45.429		15.461			1:25.386		14		97.4	1:26.539	39.9	34.615	40.5		3:41.623	P
3	24.347	104.1	45.314	112.2	14.888	99.9		1:24.549		15	1:07.762	33.8	1:58.890	44.2	26.189	55.6		3:32.841	
4	24.194	102.7	45.575	112.6	15.012			1:24.781		16	45.433	62.7	1:26.397	34.9	34.600	34.3		2:46.430	
5	24.390	104.0	45.637		14.838	100.2		1:24.865		17	1:01.621	38.8	1:14.854	79.5	17.892	99.8		2:34.367	
6	24.359	102.7	45.422		15.216	98.0		1:24.997		18	24.444	103.2	45.684	112.4	16.941			1:27.069	
7	25.157	102.4	45.517	112.6	15.915	95.0		1:26.589		19	25.272	103.2	45.881	114.1	15.319			1:26.472	
8	24.759	106.6	45.791	111.7	14.908	99.6		1:25.458		20	24.628	105.1	45.384	112.2	15.116	99.2		1:25.128	
9	24.384	104.8	45.098		14.888	99.8		1:24.370		21	24.568	104.5	45.286	112.4	15.262	97.9		1:25.116	
10	24.412	108.6	45.303	112.4	15.065	99.2		1:24.780		22	25.133	104.9	45.363	113.2	15.115	99.3		1:25.611	
11	24.508	105.8	45.635	111.7	15.520			1:25.663		23	24.371	107.6	45.186	113.2	15.363	98.0		1:24.920	
12	24.820	107.4	45.691	110.6	15.177	97.6		1:25.688		24	24.585	109.7	45.164	113.7	15.472	97.7		1:25.221	

15 Baldwin-Churchill (B)										Austin Mini Cooper S									
lap	Sect-1	Speed	Sect-2	Speed	Sect-3	Speed	TopSpeed	laptime	pit	lap	Sect-1	Speed	Sect-2	Speed	Sect-3	Speed	Topspeed	laptime	pit
1				105.4	16.197			1:33.584		13	28.412	92.5	48.198	103.9	In			1:37.910	P
2	25.927	93.3	47.492	106.5	15.991	92.6		1:29.410		14	Out	86.0	51.875	70.1	28.177	39.9		3:08.785	P
3	25.660	99.3	46.672	106.4	15.538			1:27.870		15	1:09.409	37.3	1:58.359	41.7	24.515	50.7		3:32.283	
4	25.149	101.0	46.031	106.7	15.497			1:26.677		16	45.292	64.2	1:28.239	29.8	31.633			2:45.164	
5	25.194	102.4	46.578	107.2	15.457			1:27.229		17	1:01.677	36.2	1:16.186	58.8	17.291	92.5		2:35.154	
6	25.140	101.2	46.667	106.9	16.105			1:27.912		18	26.109	94.8	47.973	104.9	16.226	94.0		1:30.308	
7	25.903	93.7	46.635	104.6	15.755			1:28.293		19	26.562	93.4	48.438	104.7	15.825			1:30.825	
8	25.240	102.4	46.533	106.0	15.639			1:27.412		20	25.864	99.3	48.188	105.0	15.684			1:29.736	
9	25.358	103.0	47.503	105.7	16.158	91.0		1:29.019		21	25.792	99.0	48.126	105.9	16.566			1:30.484	
10	25.429	101.6	45.952	107.6	16.073	93.3		1:27.454		22	25.907	101.8	47.268	105.7	15.742	93.1		1:28.917	
11	25.661	100.4	46.835	104.6	16.216	93.5		1:28.712		23	25.445	102.0	46.783	104.6	15.627			1:27.855	
12	25.733	101.8	46.608	105.5	16.050	90.1		1:28.391		24	25.734	100.6	46.947	105.0	16.898			1:29.579	



Session Start: 13:37:40 - Finish: 14:18:47

Weather/Track Conditions: Bright / Dry

Circuit: Donington Park National

Track Length: 3.185 Km - 1.9791 miles

Donington Historic Festival - 28 - 30 Apr 2017

U2TC Trophy for pre-66 under 2-litre Touring Cars

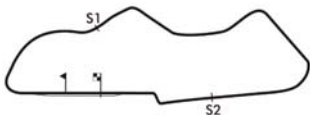
Race 14 - Sector Analysis

16 David Tomlin (C)									Ford Lotus Cortina										
lap	Sect-1	Speed	Sect-2	Speed	Sect-3	Speed	TopSpeed	laptime	pit	lap	Sect-1	Speed	Sect-2	Speed	Sect-3	Speed	Topspeed	laptime	pit
1				111.5	15.805			1:32.398		13	28.434	90.3	47.852	100.3	In			1:37.015	P
2	25.077	101.8	46.830	111.3	16.729			1:28.636		14	Out	88.0	58.835	49.8	30.612	43.8		3:07.307	P
3	25.400	92.3	45.897	111.3	15.257	97.4		1:26.554		15	1:08.510	42.9	1:59.625	36.6	24.387			3:32.522	
4	25.089	96.0	45.878	110.4	15.176			1:26.143		16	45.533	66.0	1:28.267	30.8	32.237	32.6		2:46.037	
5	25.337	97.1	45.742	111.1	16.372	93.8		1:27.451		17	1:01.553	36.5	1:15.659	57.9	17.497	97.2		2:34.709	
6	25.269	98.7	46.362	109.5	15.410			1:27.041		18	25.289	96.2	47.741	110.7	15.370			1:28.400	
7	25.990	97.8	46.338	110.4	17.440	88.0		1:29.768		19	24.855	104.8	45.991	110.9	15.264			1:26.110	
8	25.871	91.2	47.295	111.1	16.269	97.7		1:29.435		20	24.933	98.4	46.656	110.7	15.208			1:26.797	
9	25.182	93.5	47.370	111.3	15.623			1:28.175		21	24.953	102.0	45.619	111.7	15.246	97.6		1:25.818	
10	25.152	97.3	46.776	111.5	15.871	97.4		1:27.799		22	24.931	95.4	46.264	110.7	15.317	97.9		1:26.512	
11	25.602	97.0	47.602	109.0	16.032			1:29.236		23	24.955	100.0	46.282	111.5	15.310			1:26.547	
12	25.289	100.7	47.368	109.7	16.087			1:28.744		24	25.155	99.3	46.375	110.2	15.751	94.4		1:27.281	

20 Hunt-Hunt (B)									Morris Mini Cooper S										
lap	Sect-1	Speed	Sect-2	Speed	Sect-3	Speed	TopSpeed	laptime	pit	lap	Sect-1	Speed	Sect-2	Speed	Sect-3	Speed	Topspeed	laptime	pit
1			49.671	101.3	16.276	90.3		1:42.050		13		77.1	1:21.705	37.3	34.204	44.7		3:45.489	P
2	26.464	96.6	49.598	99.6	16.616	89.8		1:32.678		14	1:07.774	36.2	1:59.580	37.1	25.917	48.6		3:33.271	
3	26.645	96.0	47.428	101.1	16.304	90.0		1:30.377		15	45.251	59.2	1:26.232	33.7	34.201	34.1		2:45.684	
4	27.815	91.3	48.988	99.0	17.643	86.4		1:34.446		16	1:01.609	37.1	1:15.247	72.0	18.921			2:35.777	
5	26.765	96.3	49.229	99.9	16.241			1:32.235		17	27.685	88.7	50.609	100.6	16.886	90.0		1:35.180	
6	26.632	96.0	47.986	100.8	16.084			1:30.702		18	27.606	90.4	49.388		16.826			1:33.820	
7	26.796	95.6	47.974	97.4	16.014	90.7		1:30.784		19	26.829	93.4	49.884		16.371			1:33.084	
8	26.428	94.4	48.470		16.179	90.1		1:31.077		20	27.188	93.3	49.759	101.3	16.978			1:33.925	
9	26.594	97.1	48.265		16.026			1:30.885		21	27.153	93.7	49.390	101.4	16.383	90.1		1:32.926	
10	26.427	94.8	48.086		16.064	89.9		1:30.577		22	26.369	98.8	48.231	102.0	16.933			1:31.533	
11	26.660	92.8	47.936		16.052			1:30.648		23	27.003	97.7	48.872	99.9	16.354	90.1		1:32.229	
12	29.433	92.0	49.184	98.4	In			1:38.999	P	24									

21 Steve Maxted (B)									Austin Mini Cooper S										
lap	Sect-1	Speed	Sect-2	Speed	Sect-3	Speed	TopSpeed	laptime	pit	lap	Sect-1	Speed	Sect-2	Speed	Sect-3	Speed	Topspeed	laptime	pit
1					15.972	94.2		1:34.342		6	25.820	98.6	46.923		15.654			1:28.397	
2	1:54.574	97.8	46.994		15.679			2:57.247		7	25.568	98.1	46.627		15.858			1:28.053	
3	25.267	102.7	46.546		15.444			1:27.257		8	25.673	99.9	46.623		15.484			1:27.780	
4	25.440	100.6	46.612		15.725			1:27.777		9	25.877	100.6	46.735		15.857			1:28.469	
5	25.663	99.9	47.535		16.046	91.5		1:29.244		10	25.779	100.3	47.034		15.626	92.9		1:28.439	

25 Sime-Sime (B)									Morris Mini Cooper S										
lap	Sect-1	Speed	Sect-2	Speed	Sect-3	Speed	TopSpeed	laptime	pit	lap	Sect-1	Speed	Sect-2	Speed	Sect-3	Speed	Topspeed	laptime	pit
1					16.312			1:36.303		13	26.374	97.4	47.454		16.639			1:30.467	
2	25.610	101.3	47.258		15.803			1:28.671		14	27.263	89.0	1:50.877	32.1	In			2:57.025	P
3	25.889	97.0	47.916		15.547			1:29.352		15	Out	90.4	1:46.667	38.3	21.284			3:55.304	P
4	25.588	96.5	47.108		15.420	94.3		1:28.116		16	43.536	71.9	1:34.045	34.9	27.109			2:44.690	
5	25.864	98.6	46.695		15.473	94.2		1:28.032		17	1:03.642	39.4	1:13.156		17.867	84.7		2:34.665	
6	25.764	100.7	46.743		15.644	93.9		1:28.151		18	26.905	89.8	48.733		16.637			1:32.275	
7	25.346	101.6	47.345		15.903	94.2		1:28.594		19	27.125	92.8	48.210		15.751			1:31.086	
8	25.569	100.3	46.454	108.8	15.631			1:27.654		20	26.583	90.9	48.013	107.2	15.967			1:30.563	
9	25.742	101.6	46.308		16.985	89.3		1:29.035		21	26.058	98.0	47.666		15.985	93.9		1:29.709	
10	25.758	104.0	47.067		15.394			1:28.219		22	25.609	102.7	48.093		16.651			1:30.353	
11	25.428	101.8	46.546	106.5	15.678	93.4		1:27.652		23	25.860	102.1	47.525		15.797	91.7		1:29.182	
12	25.624	101.5	46.734		15.979	90.7		1:28.337		24	26.135	99.0	47.673	108.8	15.659			1:29.467	



Session Start: 13:37:40 - Finish: 14:18:47

Weather/Track Conditions: Bright / Dry

Circuit: Donington Park National

Track Length: 3.185 Km - 1.9791 miles

Donington Historic Festival - 28 - 30 Apr 2017

U2TC Trophy for pre-66 under 2-litre Touring Cars

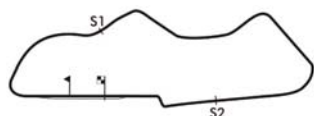
Race 14 - Sector Analysis

35 Ekorness-Ekorness (B)									Morris Mini Cooper S										
lap	Sect-1	Speed	Sect-2	Speed	Sect-3	Speed	TopSpeed	laptime	pit	lap	Sect-1	Speed	Sect-2	Speed	Sect-3	Speed	Topspeed	laptime	pit
1				101.3	17.032			1:40.456		13	26.789	100.4	48.719	102.5	17.357			1:32.865	
2	26.685	97.7	48.737	103.0	16.459	90.0		1:31.881		14	27.031	99.1	1:29.407	37.5	34.891			2:31.329	
3	26.256	100.9	48.620	102.2	15.823			1:30.699		15	1:07.474	34.5	1:59.031	43.7	In			3:34.687	P
4	25.966	96.6	48.916	101.4	15.923			1:30.805		16	Out	79.3	56.702	33.9	27.144			3:03.235	P
5	26.506	98.7	47.883	101.6	16.244	88.8		1:30.633		17	1:03.626	37.7	1:13.022	63.9	17.746			2:34.394	
6	26.494	100.2	47.415	103.1	15.838	90.1		1:29.747		18	27.095	89.8	50.251	101.9	16.475			1:33.821	
7	26.172	98.6	47.299	101.3	15.555			1:29.026		19	28.616	92.5	48.777	102.3	16.722	87.2		1:34.115	
8	26.222	99.7	47.068	101.9	16.162			1:29.452		20	26.619	98.0	48.392	101.7	16.236			1:31.247	
9	26.332	100.3	46.752	101.7	15.998	88.8		1:29.082		21	26.824	97.1	48.974	100.5	16.251	90.6		1:32.049	
10	26.412	98.6	47.609	101.4	16.098	88.6		1:30.119		22	26.797	96.0	48.381	100.9	16.205			1:31.383	
11	26.036	100.6	48.129	101.1	16.602	89.5		1:30.767		23	26.477	98.8	48.390	100.8	16.339			1:31.206	
12	26.908	101.3	48.266	101.4	16.667	86.1		1:31.841		24	26.564	97.1	48.552	101.1	15.855			1:30.971	

42 Curley-Kelly (B)									Austin Mini MK1 Cooper S										
lap	Sect-1	Speed	Sect-2	Speed	Sect-3	Speed	TopSpeed	laptime	pit	lap	Sect-1	Speed	Sect-2	Speed	Sect-3	Speed	Topspeed	laptime	pit
1				106.5	16.633			1:38.621		6	25.507	96.2	47.325	106.0	15.542			1:28.374	
2	25.796	94.8	47.298	105.4	15.442	94.7		1:28.536		7	25.306	98.3	46.890	106.4	16.235	92.9		1:28.431	
3	25.812	95.4	47.033	106.5	15.581	93.4		1:28.426		8	25.356	100.7	46.374	105.9	15.257	95.1		1:26.987	
4	25.435	94.2	46.477	106.7	15.387	95.4		1:27.299		9	25.450	97.4	47.077	106.2	16.773	90.4		1:29.300	
5	25.216	98.6	46.194	105.9	15.428			1:26.838		10									

48 Stretton-James (D)									BMW 1800 Ti										
lap	Sect-1	Speed	Sect-2	Speed	Sect-3	Speed	TopSpeed	laptime	pit	lap	Sect-1	Speed	Sect-2	Speed	Sect-3	Speed	Topspeed	laptime	pit
1				108.4	16.107			1:40.625		13	26.488	93.7	48.971	105.0	In			1:35.695	P
2	26.706	94.6	50.577	106.2	16.322			1:33.605		14		78.8	52.276	103.3	19.151	47.1		2:46.032	P
3	25.378	103.0	47.858	109.3	15.984			1:29.220		15	1:07.993	34.8	1:59.428	41.7	23.498	61.6		3:30.919	
4	25.778	93.3	49.071	107.7	16.325	93.6		1:31.174		16	44.265	60.3	1:30.880	26.8	29.583	30.6		2:44.728	
5	25.916	97.0	48.285	107.6	15.693			1:29.894		17	1:01.527	41.5	1:16.231	51.7	18.584			2:36.342	
6	25.383	96.7	47.879	107.6	15.656	96.9		1:28.918		18	27.093	86.4	51.256	103.0	18.188			1:36.537	
7	25.310	102.3	47.626	106.0	15.719			1:28.655		19	28.643	78.0	50.904	105.5	17.586	87.3		1:37.133	
8	25.308	100.9	48.007	107.4	15.719	96.2		1:29.034		20	27.432	93.4	49.338	106.9	16.524	94.4		1:33.294	
9	25.471	100.3	47.157	108.4	15.838			1:28.466		21	26.479	90.7	48.937	107.6	16.279	94.3		1:31.695	
10	25.190	103.5	49.885	107.6	15.907			1:30.982		22	26.249	95.2	49.768	106.2	16.274			1:32.291	
11	25.364	105.1	48.972	107.0	16.035			1:30.371		23	26.920	95.4	48.618	106.2	16.715			1:32.253	
12	25.925	103.8	48.038	103.7	16.448	95.2		1:30.411		24	26.632	92.0	48.868	107.4	16.286			1:31.786	

51 Perfetti-Rovelli (C)									Ford Lotus Cortina										
lap	Sect-1	Speed	Sect-2	Speed	Sect-3	Speed	TopSpeed	laptime	pit	lap	Sect-1	Speed	Sect-2	Speed	Sect-3	Speed	Topspeed	laptime	pit
1				112.6	17.363			1:32.362		13	24.810	102.9	46.148	110.9	In			1:30.610	P
2	25.449	96.9	46.569	113.7	15.792			1:27.810		14	Out	89.1	1:15.390	42.3	31.545			3:34.206	P
3	24.863	95.6	46.675	112.8	15.106	99.9		1:26.644		15	1:08.232	41.8	1:59.559	37.7	24.703			3:32.494	
4	24.586	100.7	45.586	113.0	15.370	100.2		1:25.542		16	45.782	58.4	1:27.681	32.4	32.479	33.1		2:45.942	
5	25.077	94.1	45.768	112.6	15.159	100.6		1:26.004		17	1:01.762	36.8	1:15.887	62.1	17.506	99.5		2:35.155	
6	24.709	89.2	46.166	113.7	15.409			1:26.284		18	25.414	89.7	46.925	112.4	15.383	100.3		1:27.722	
7	24.750	98.8	45.713	113.0	15.664			1:26.127		19	24.823	97.6	46.227	113.0	15.345	99.5		1:26.395	
8	24.734	100.7	45.882	112.4	15.172			1:25.788		20	24.724	99.0	45.705	112.8	15.370			1:25.799	
9	24.552	102.7	45.060	113.2	15.227			1:24.839		21	25.286	98.7	45.698	112.8	15.117			1:26.101	
10	24.932	100.7	45.673	112.6	15.526	97.4		1:26.131		22	24.630	100.6	45.702	113.4	15.160			1:25.492	
11	24.736	96.7	46.014	111.8	15.350			1:26.100		23	24.775	100.3	45.649	113.4	15.226	98.7		1:25.650	
12	24.567	100.4	45.934	111.8	15.612	99.5		1:26.113		24	25.026	99.9	45.687	113.2	15.254	99.6		1:25.967	



Session Start: 13:37:40 - Finish: 14:18:47

Weather/Track Conditions: Bright / Dry

Circuit: Donington Park National

Track Length: 3.185 Km - 1.9791 miles

Donington Historic Festival - 28 - 30 Apr 2017

U2TC Trophy for pre-66 under 2-litre Touring Cars

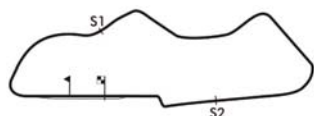
Race 14 - Sector Analysis

52 Dutton-Brown (C)										Ford Lotus Cortina									
lap	Sect-1	Speed	Sect-2	Speed	Sect-3	Speed	TopSpeed	laptime	pit	lap	Sect-1	Speed	Sect-2	Speed	Sect-3	Speed	Topspeed	laptime	pit
1				113.0	16.549			1:39.426		10	24.420	108.5	45.586	112.8	15.281	101.1		1:25.287	
2	26.252	89.1	46.656	114.3	15.199	100.2		1:28.107		11	24.481	101.3	45.518	112.4	15.408	100.8		1:25.407	
3	25.542	94.6	45.674	113.9	15.700			1:26.916		12	24.523	104.3	46.042	111.3	15.392	99.3		1:25.957	
4	25.239	94.2	45.830	114.7	15.636	101.4		1:26.705		13	28.912	74.9	56.451	98.6	17.247	93.4		1:42.610	
5	25.221	93.3	45.998	115.1	15.667			1:26.886		14	25.757	98.3	1:57.647	31.9	In			3:03.446	P
6	24.587	102.7	45.619	114.9	15.097	100.8		1:25.303		15	Out	83.3	1:51.801	37.9	21.849	60.0		3:52.744	P
7	24.921	97.4	45.318	114.1	15.815	99.9		1:26.054		16	43.770	64.3	1:33.220	30.7	27.908			2:44.898	
8	24.710	94.4	47.118	114.7	15.783			1:27.611		17	1:02.640	45.2	1:14.179	61.9	17.366	95.9		2:34.185	
9	25.099	99.0	45.778	113.5	15.380	98.2		1:26.257		18									

54 Halusa-Halusa (C)										Alfa Romeo Giulia Sprint GTA									
lap	Sect-1	Speed	Sect-2	Speed	Sect-3	Speed	TopSpeed	laptime	pit	lap	Sect-1	Speed	Sect-2	Speed	Sect-3	Speed	Topspeed	laptime	pit
1			59.304	94.2	18.544			1:53.356		12	Out	91.0	1:15.313	40.2	31.474			3:38.756	P
2	28.929	81.3	54.842	95.9	17.672	87.0		1:41.443		13	1:08.349	43.0	1:59.222	36.0	24.728			3:32.299	
3	28.510	86.8	52.205	98.0	17.647			1:38.362		14	46.038	59.6	1:27.678	32.7	32.720			2:46.436	
4	27.703	87.1	53.450	99.9	17.644	87.1		1:38.797		15	1:01.399	37.7	1:16.054	63.9	17.979			2:35.432	
5	28.344	82.3	52.905	99.9	17.614	85.6		1:38.863		16	26.179	95.2	50.103	104.1	17.022	94.2		1:33.304	
6	29.765	79.3	52.774	96.5	17.882			1:40.421		17	26.572	95.5	48.262	106.0	15.769	96.2		1:30.603	
7	28.330	81.7	54.807	91.7	18.149	81.2		1:41.286		18	25.338	100.2	48.773	107.0	16.033			1:30.144	
8	30.858	80.9	52.757	97.7	17.497			1:41.112		19	26.639	96.9	48.265	106.2	16.120			1:31.024	
9	28.104	82.5	55.600	94.8	17.826			1:41.530		20	26.352	94.2	49.217	106.7	16.811	92.0		1:32.380	
10	28.841	84.3	54.149	96.9	18.134			1:41.124		21	25.566	99.0	47.352	107.2	16.926	95.2		1:29.844	
11	29.772	80.1	54.539	85.8	In			1:48.635	P	22	26.008	97.8	47.611	107.4	15.808			1:29.427	

66 Viggo Lund (C)										Ford Lotus Cortina									
lap	Sect-1	Speed	Sect-2	Speed	Sect-3	Speed	TopSpeed	laptime	pit	lap	Sect-1	Speed	Sect-2	Speed	Sect-3	Speed	Topspeed	laptime	pit
1				107.7	17.223			1:36.014		13								2:50.448	
2	25.204	103.5	47.505	109.3	15.664			1:28.373		14			In		In			3:50.648	P
3	25.117	103.3	47.020	110.0	15.529			1:27.666		15								2:45.092	
4	25.141	94.8	47.258	109.7	15.778			1:28.177		16								2:35.222	
5								2:57.025		17								1:32.682	
6								1:29.401		18								1:28.641	
7								1:29.516		19								1:28.836	
8								1:27.984		20								1:32.254	
9								1:30.085		21								1:27.342	
10								1:28.243		22								1:27.959	
11								1:30.276		23								1:28.251	
12								1:35.243		24									

68 Daniel Mursall (D)										BMW 1800 Ti									
lap	Sect-1	Speed	Sect-2	Speed	Sect-3	Speed	TopSpeed	laptime	pit	lap	Sect-1	Speed	Sect-2	Speed	Sect-3	Speed	Topspeed	laptime	pit
1				106.0	17.463			1:38.374		13		85.1	1:38.534	36.1	35.675	39.9		4:01.557	P
2	26.870	89.1	49.108	104.2	15.969			1:31.947		14	1:07.706	34.5	1:58.742	45.2	26.944	42.8		3:33.392	
3	26.021	105.3	47.883	104.4	15.814			1:29.718		15	45.318	56.4	1:05.373	97.4	17.055			2:07.746	
4	26.092	104.6	48.320	104.7	15.981	91.0		1:30.393		16	27.132	98.8	48.571	101.7	16.264	88.8		1:31.967	
5	25.752	101.5	48.125	103.6	15.775	92.0		1:29.652		17	37.003	33.3	1:10.493	54.1	17.643	88.9		2:05.139	
6	25.693	104.0	47.644	103.7	16.127	91.0		1:29.464		18	26.847	90.8	48.069	105.5	16.226			1:31.142	
7	25.829	98.1	47.948	104.1	15.896			1:29.673		19	26.706	99.3	49.397	105.5	16.838			1:32.941	
8	25.811	103.2	47.823	105.2	16.097	91.1		1:29.731		20	25.923	105.8	47.567	104.7	15.674			1:29.164	
9	25.731	102.6	47.507	105.5	15.756	93.9		1:28.994		21	26.016	100.6	47.767	103.9	15.946			1:29.729	
10	25.906	90.2	50.104	103.7	15.819	92.1		1:31.829		22	25.785	101.5	47.479	106.4	15.783			1:29.047	
11	25.707	104.0	47.655	104.1	15.848			1:29.210		23	25.682	103.0	47.371	107.4	16.210	90.3		1:29.263	
12	26.363	102.7	47.439	103.9	In			1:35.512	P	24	26.514	99.6	50.302	99.0	16.400			1:33.216	



Session Start: 13:37:40 - Finish: 14:18:47
Weather/Track Conditions: Bright / Dry
Circuit: Donington Park National
Track Length: 3.185 Km - 1.9791 miles

Donington Historic Festival - 28 - 30 Apr 2017

U2TC Trophy for pre-66 under 2-litre Touring Cars

Race 14 - Sector Analysis

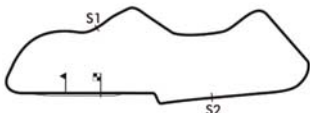
79 Mark Jones (C)									Ford Lotus Cortina MK1										
lap	Sect-1	Speed	Sect-2	Speed	Sect-3	Speed	TopSpeed	laptime	pit	lap	Sect-1	Speed	Sect-2	Speed	Sect-3	Speed	Topspeed	laptime	pit
1				111.8	16.859			1:38.888		7	25.047	94.3	46.155	111.7	15.395	97.9		1:26.597	
2	25.814	94.2	45.695		15.768			1:27.277		8	25.054	93.9	46.001	112.6	15.547			1:26.602	
3	25.025	91.3	47.093	113.4	15.498	96.3		1:27.616		9	24.916	99.6	46.442	110.9	15.403	98.3		1:26.761	
4	24.758	95.5	46.466	113.4	15.982			1:27.206		10	24.904	99.6	46.693	111.3	16.069	97.6		1:27.666	
5	25.690	87.7	46.478	113.9	16.199			1:28.367		11	25.521	91.0	47.254	109.5	15.800	97.7		1:28.575	
6	25.005	96.5	46.269	113.7	15.574	96.2		1:26.848		12									

81 Goff-Goff (D)									BMW 1800 TI										
lap	Sect-1	Speed	Sect-2	Speed	Sect-3	Speed	TopSpeed	laptime	pit	lap	Sect-1	Speed	Sect-2	Speed	Sect-3	Speed	Topspeed	laptime	pit
1				104.4	15.940			1:40.198		10	27.551	104.3	47.071	105.4	15.689			1:30.311	
2	25.826	97.4	47.964	105.4	15.626			1:29.416		11	25.648	104.8	46.531	105.2	15.827			1:28.006	
3	25.372	105.4	46.247	105.7	15.647			1:27.266		12	25.386	104.9	46.536	105.4	15.685			1:27.607	
4	25.204	102.3	47.136	105.4	15.570	93.9		1:27.910		13	26.298	100.0	47.650	101.1	In			1:34.939	P
5	25.071	104.6	46.317	106.2	15.530	93.4		1:26.918		14	Out	84.3	50.588	90.5	27.870	32.5		3:06.640	P
6	25.179	105.4	46.443	107.2	15.792			1:27.414		15	1:09.479	33.0	1:59.567	40.0	24.150			3:33.196	
7	25.203	105.3	46.588	106.2	15.739	94.7		1:27.530		16	43.901	60.3	1:30.705	26.8	29.472	30.0		2:44.078	
8	25.390	104.9	46.763	106.4	15.698	93.1		1:27.851		17	1:01.772	39.2	1:16.412	53.1	18.191	88.2		2:36.375	
9	25.211	104.6	46.469	106.5	16.701			1:28.381		18	26.358	91.0	49.730	103.4	19.467	83.1		1:35.555	

84 Steve Jones (B)									Morris Mini Cooper S										
lap	Sect-1	Speed	Sect-2	Speed	Sect-3	Speed	TopSpeed	laptime	pit	lap	Sect-1	Speed	Sect-2	Speed	Sect-3	Speed	Topspeed	laptime	pit
1				105.0	17.892	89.8		1:39.827		13	27.863	90.5	48.440	103.6	In			1:39.015	P
2	26.714	92.0	48.722	105.5	16.783			1:32.219		14	Out	91.2	48.382	104.4	16.394	92.4		2:57.447	P
3	25.872	93.4	48.725	105.0	16.170			1:30.767		15	47.834	32.0	1:58.828	39.9	23.080			3:09.742	
4	26.025	94.8	53.250	106.0	16.571			1:35.846		16	43.542	58.5	1:32.092	28.1	28.647	32.6		2:44.281	
5	25.992	92.1	48.874	104.1	16.160			1:31.026		17	1:02.350	41.2	1:14.404	54.0	18.358	93.1		2:35.112	
6	26.025	92.8	48.177	104.9	15.898	92.6		1:30.100		18	26.858	85.6	49.672	104.9	16.084	92.0		1:32.614	
7	25.897	94.4	47.956	103.7	15.969			1:29.822		19	25.984	94.4	47.684	105.5	15.997			1:29.665	
8	26.012	93.8	47.716	103.7	15.815	93.9		1:29.543		20	25.765	98.8	47.415	105.9	16.358			1:29.538	
9	25.668	93.7	47.984	104.4	16.002			1:29.654		21	26.629	89.1	47.317	105.9	15.970			1:29.916	
10	26.043	95.0	47.759	104.1	15.827			1:29.629		22	26.023	98.3	48.032	105.5	16.215	91.9		1:30.270	
11	26.083	88.8	48.258	103.3	16.346			1:30.687		23	25.872	99.4	47.254	106.4	16.064	92.5		1:29.190	
12	27.134	95.5	47.478	103.7	17.420			1:32.032		24	25.986	97.3	46.963	106.2	16.300	93.6		1:29.249	

87 Swift-Lewis (B)									Morris Mini Cooper S										
lap	Sect-1	Speed	Sect-2	Speed	Sect-3	Speed	TopSpeed	laptime	pit	lap	Sect-1	Speed	Sect-2	Speed	Sect-3	Speed	Topspeed	laptime	pit
1				107.9	15.654			1:31.870		9	44.052	59.3	1:31.316	27.7	29.064			2:44.432	
2	25.124	100.2	46.919	106.2	15.046	95.0		1:27.089		10	1:02.181	40.5	1:14.839	52.7	18.520	90.1		2:35.540	
3	25.278	100.4	46.301	105.5	14.917	96.2		1:26.496		11	26.203	92.1	47.759	104.7	16.215	91.7		1:30.177	
4	25.346	101.8	45.959	105.9	15.061	94.6		1:26.366		12	25.817	102.6	46.583	105.7	16.230			1:28.630	
5	25.342	100.7	45.667	105.5	14.876			1:25.885		13	25.484	103.3	46.377	106.5	15.705	94.2		1:27.566	
6	25.101	101.3	54.382	49.5	In			2:02.373	P	14	25.477	100.9	48.090	106.5	16.806			1:30.373	
7	Out	94.1	51.781	82.4	In			2:53.008	P	15	25.804	101.5	47.151	106.4	17.104	88.6		1:30.059	
8	Out	34.4	1:58.516	40.2	23.771	62.1		13:53.153	P	16	25.769	100.7	48.546	100.5	In			1:55.103	P

89 Banks-Banks (C)									Alfa Romeo Giulia Sprint GTA										
lap	Sect-1	Speed	Sect-2	Speed	Sect-3	Speed	TopSpeed	laptime	pit	lap	Sect-1	Speed	Sect-2	Speed	Sect-3	Speed	Topspeed	laptime	pit
1				110.0	15.757	95.6		1:27.383		13	25.764	85.8	46.581	99.2	In			1:33.130	P
2	24.566	104.0	45.472	110.6	15.390	95.0		1:25.428		14	Out	93.4	1:30.363	37.0	34.832			3:44.344	P
3	24.431	105.8	45.374	109.7	14.717	97.7		1:24.522		15	1:07.527	33.6	1:58.817	42.2	27.027	52.0		3:33.371	
4	24.332	104.8	45.827	109.7	14.679			1:24.838		16	45.648	63.6	1:26.219	35.3	34.745	34.2		2:46.612	
5	24.533	104.5	45.700	109.5	14.705			1:24.938		17	1:01.900	38.5	1:14.840	77.8	18.155	95.4		2:34.895	
6	24.270	104.3	45.729	111.5	14.635	99.0		1:24.634		18	24.645	102.4	45.666	109.8	15.422			1:25.733	
7	24.484	104.0	45.630	109.7	14.547			1:24.661		19	24.660	104.9	45.678	109.7	14.872	98.7		1:25.210	
8	24.658	105.1	45.645	109.8	14.633			1:24.936		20	24.446	104.8	45.843	109.5	14.931			1:25.220	
9	24.415	103.2	45.514	109.7	14.631	98.7		1:24.560		21	24.396	103.7	45.725	110.0	14.803	98.6		1:24.924	
10	24.358	106.6	45.711	109.7	14.781	98.3		1:24.850		22	24.305	105.3	45.490	109.5	14.813	98.3		1:24.608	
11	24.385	104.1	45.607	109.7	14.721			1:24.713		23	24.409	103.5	45.687	109.7	14.938	98.6		1:25.034	
12	24.524	104.0	45.778	109.0	14.682			1:24.984		24	24.375	103.8	45.587	109.3	15.065			1:25.027	



Session Start: 13:37:40 - Finish: 14:18:47
Weather/Track Conditions: Bright / Dry
Circuit: Donington Park National
Track Length: 3.185 Km - 1.9791 miles

Donington Historic Festival - 28 - 30 Apr 2017

U2TC Trophy for pre-66 under 2-litre Touring Cars

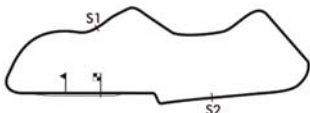
Race 14 - Sector Analysis

91 Martin Strommen (C)									Ford Lotus Cortina										
lap	Sect-1	Speed	Sect-2	Speed	Sect-3	Speed	TopSpeed	laptime	pit	lap	Sect-1	Speed	Sect-2	Speed	Sect-3	Speed	Topspeed	laptime	pit
1				112.0	15.824	98.3		1:33.031		13	Out	45.7	2:05.359	29.4	38.503			4:28.299	P
2	25.447	93.5	47.070	112.2	15.887	93.0		1:28.404		14	1:08.220	32.0	1:58.793	45.2	28.053			3:35.066	
3	25.301	97.4	46.531	112.4	15.523			1:27.355		15	45.539	57.5	1:04.836	105.7	17.025			2:07.400	
4	24.742	98.4	46.438	112.0	15.346			1:26.526		16	26.175	96.3	48.331	106.5	17.044			1:31.550	
5	26.483	98.1	46.553	112.0	15.410			1:28.446		17	37.981	36.9	1:10.962	61.9	18.059			2:07.002	
6	25.009	99.3	46.869	112.4	15.445	98.3		1:27.323		18	25.757	94.7	47.310	112.6	16.313	97.6		1:29.380	
7	24.852	101.0	46.497	110.7	15.657			1:27.006		19	26.583	98.6	46.632	111.8	15.468	97.6		1:28.683	
8	25.077	100.0	47.801	110.7	15.437			1:28.315		20	25.719	94.6	47.104	110.9	16.210	95.4		1:29.033	
9	25.384	101.2	47.416	112.0	15.444			1:28.244		21	25.573	92.6	47.486	112.2	15.617			1:28.676	
10	25.253	97.0	47.344	111.1	15.996			1:28.593		22	24.846	102.4	46.503	111.8	15.699	97.7		1:27.048	
11	25.468	99.3	47.334	110.0	15.965			1:28.767		23	25.413	97.4	46.876	113.0	16.073	95.9		1:28.362	
12	25.183	101.0	47.357	110.6	In			1:31.840	P	24	26.310	98.0	46.474	112.2	15.855	95.6		1:28.639	

98 Graham Pattle (C)									Ford Lotus Cortina										
lap	Sect-1	Speed	Sect-2	Speed	Sect-3	Speed	TopSpeed	laptime	pit	lap	Sect-1	Speed	Sect-2	Speed	Sect-3	Speed	Topspeed	laptime	pit
1				108.6	16.135	96.7		1:33.733		13		89.1	1:35.233	35.7	35.025			3:56.166	P
2	25.455	93.8	47.156	111.1	15.493			1:28.104		14	1:07.491	36.1	1:58.863	43.2	27.128	46.6		3:33.482	
3	25.587	88.8	46.712	113.2	15.265			1:27.564		15	45.695	59.3	1:05.150	97.3	17.238			2:08.083	
4	24.881	98.6	45.969	111.7	15.393	98.6		1:26.243		16	27.723	90.9	47.216	102.8	16.351			1:31.290	
5	25.156	95.6	48.237	85.3	In			1:33.105	P	17	37.301	31.9	1:10.273	54.6	17.761	95.2		2:05.335	
6		98.3	46.481	110.9	17.842	88.6		2:03.500	P	18	25.476	91.4	47.362	110.0	15.590	98.0		1:28.428	
7	25.671	96.9	46.320	110.6	15.523	95.2		1:27.514		19	26.343	89.4	46.839	112.2	15.438			1:28.620	
8	25.042	97.6	46.321	110.4	15.467	97.2		1:26.830		20	24.961	93.4	47.071	110.0	16.333			1:28.365	
9	25.018	101.0	46.251	111.1	15.428			1:26.697		21	25.473	93.7	48.296	111.5	15.445			1:29.214	
10	24.941	99.9	46.199	111.8	15.545	97.2		1:26.685		22	24.868	96.7	46.795	112.4	15.281			1:26.944	
11	25.153	100.0	47.523	111.3	15.653	95.8		1:28.329		23	25.054	97.0	46.709	112.4	16.137			1:27.900	
12	26.366	93.0	47.084	104.2	In			1:32.489	P	24	25.596	97.8	46.184	109.7	15.605	96.2		1:27.385	

100 Shaw-Hyett (D)									BMW 1800 TiSA										
lap	Sect-1	Speed	Sect-2	Speed	Sect-3	Speed	TopSpeed	laptime	pit	lap	Sect-1	Speed	Sect-2	Speed	Sect-3	Speed	Topspeed	laptime	pit
1				108.6	16.210			1:35.482		13	24.751	107.1	45.856	102.5	In			1:31.185	P
2	24.779	105.3	47.216	112.2	15.826	96.7		1:27.821		14		97.1	1:16.579	35.6	31.735	46.9		3:27.959	P
3	25.026	102.0	46.458	109.7	15.284	98.0		1:26.768		15	1:08.280	41.7	1:59.173	34.5	25.273			3:32.726	
4	24.719	103.2	45.875	112.0	15.507			1:26.101		16	45.978	66.9	1:27.007	32.3	33.198	31.4		2:46.183	
5	25.188	104.9	45.753	109.0	15.170			1:26.111		17	1:01.568	37.6	1:15.727	66.4	17.823			2:35.118	
6	24.527	99.9	46.289	111.3	15.462			1:26.278		18	25.246	101.5	46.328	107.7	16.488			1:28.062	
7	24.928	106.1	45.701	108.3	15.407			1:26.036		19	25.269	100.4	47.129	107.2	15.939	97.4		1:28.337	
8	25.234	86.6	45.990	110.2	15.327	96.6		1:26.551		20	25.219	101.6	47.438	110.0	16.021	95.8		1:28.678	
9	24.735	109.3	45.446	109.5	15.227			1:25.408		21	25.688	99.6	46.354	109.0	15.628	96.1		1:27.670	
10	24.855	107.4	45.667	108.6	15.315	97.3		1:25.837		22	25.184	104.6	46.278	110.4	16.189	93.1		1:27.651	
11	24.743	105.4	45.443	107.4	15.258			1:25.444		23	25.068	105.1	46.212	107.7	16.098			1:27.378	
12	24.671	103.8	45.555	107.2	15.334	96.5		1:25.560		24	25.038	105.9	46.054	109.8	15.800	95.5		1:26.892	

104 Oliver Bryant (D)									BMW 1800 Ti										
lap	Sect-1	Speed	Sect-2	Speed	Sect-3	Speed	TopSpeed	laptime	pit	lap	Sect-1	Speed	Sect-2	Speed	Sect-3	Speed	Topspeed	laptime	pit
1				103.7	17.006			1:37.168		13	Out	89.4	1:42.537	31.5	37.111	39.3		4:07.650	P
2	26.017	103.2	47.160	104.9	16.318	92.1		1:29.495		14	1:07.838	32.4	1:59.246	42.1	26.902			3:33.986	
3	26.601	96.0	47.352	105.0	15.653	92.5		1:29.606		15	45.640	56.6	1:04.768	94.8	17.281	87.1		2:07.689	
4	25.604	103.8	47.685	105.0	15.709	93.8		1:28.998		16	26.490	104.0	47.283	103.1	16.243	83.0		1:30.016	
5	25.435	104.5	46.610	104.7	15.808	90.9		1:27.853		17	38.819	33.6	1:10.739	58.7	17.336			2:06.894	
6	25.859	103.2	46.781	105.0	20.338	74.2		1:32.978		18	26.136	103.5	47.780	105.0	15.651	93.8		1:29.567	
7	26.531	103.8	46.875	104.1	15.491			1:28.897		19	27.322	90.9	47.906	105.5	15.673	93.9		1:30.901	
8	25.669	104.1	47.336	103.9	19.047			1:32.052		20	25.945	105.1	46.682	104.6	15.671			1:28.298	
9	25.991	104.6	47.673	103.1	15.482	93.3		1:29.146		21	25.938	104.9	46.810	105.5	15.815	93.4		1:28.563	
10	25.788	95.1	47.228	103.3	15.594	92.5		1:28.610		22	25.580	104.8	46.682	105.4	16.810			1:29.072	
11	25.873	102.6	47.092	102.5	15.584			1:28.549		23	25.606	105.4	47.030	104.9	15.603	93.8		1:28.239	
12	26.142	104.1	47.143	103.1	In			1:33.772	P	24	25.730	102.9	46.798	104.7	15.547			1:28.075	



Session Start: 13:37:40 - Finish: 14:18:47

Weather/Track Conditions: Bright / Dry

Circuit: Donington Park National

Track Length: 3.185 Km - 1.9791 miles

Donington Historic Festival - 28 - 30 Apr 2017

U2TC Trophy for pre-66 under 2-litre Touring Cars

Race 14 - Sector Analysis

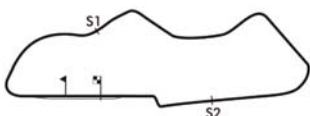
142 John Spiers (C)										Ford Lotus Cortina									
lap	Sect-1	Speed	Sect-2	Speed	Sect-3	Speed	TopSpeed	laptime	pit	lap	Sect-1	Speed	Sect-2	Speed	Sect-3	Speed	Topspeed	laptime	pit
1			49.356	108.4	16.064	96.6		1:41.150		6	25.588	98.3	46.987	108.4	15.929	93.8		1:28.504	
2	25.676	91.0	48.493	108.4	15.797			1:29.966		7	25.459	99.7	47.055	107.2	15.510			1:28.024	
3	26.248	93.7	48.215	109.1	15.463	95.6		1:29.926		8	27.570	95.9	49.854	84.4	In			1:40.096	P
4	25.527	95.4	47.663	108.1	15.507			1:28.697		9	Out	87.9	52.988	102.6	16.469	85.3		5:14.629	P
5	25.315	97.1	47.053	108.3	15.478			1:27.846		10	29.441	72.7	56.721	99.6	In			1:47.674	P

155 Raymond Low (B)										Austin Mini Cooper S									
lap	Sect-1	Speed	Sect-2	Speed	Sect-3	Speed	TopSpeed	laptime	pit	lap	Sect-1	Speed	Sect-2	Speed	Sect-3	Speed	Topspeed	laptime	pit
1		76.1	52.306	102.6	16.349			1:45.184		12	27.336	92.6	49.760	101.9	17.390	89.1		1:34.486	
2	26.683	89.5	51.225	100.9	16.721			1:34.629		13	31.508	40.8	2:05.806	30.1	38.381	35.7		3:15.695	
3	27.157	86.8	50.732	103.7	16.897	90.4		1:34.786		14	1:08.548	34.5	1:58.303	45.9	27.841	44.9		3:34.692	
4	26.735	90.5	50.676	102.0	16.713	89.8		1:34.124		15	45.519	57.4	1:05.332	101.9	In			2:12.374	P
5	27.433	86.2	50.549	102.2	16.796	90.1		1:34.778		16		40.8	1:11.310	63.3	18.405	88.9		3:32.638	P
6	26.895	90.1	50.172	103.0	16.396	90.9		1:33.463		17	28.352	71.4	50.874	103.4	16.467	90.5		1:35.693	
7	26.990	85.9	49.894	103.3	16.615			1:33.499		18	27.255	86.6	49.807	104.2	16.616	90.1		1:33.678	
8	26.801	87.5	49.126	102.6	16.262			1:32.189		19	26.566	87.4	49.463	105.0	16.412			1:32.441	
9	26.534	88.8	49.519	102.6	16.613			1:32.666		20	26.548	88.2	48.763	104.6	16.179			1:31.490	
10	26.536	93.3	50.605	103.3	16.638			1:33.779		21	26.483	89.7	49.418	104.4	16.132			1:32.033	
11	27.478	86.8	49.997	103.3	16.503			1:33.978		22									

161 Letts-Letts (C)										Ford Lotus Cortina									
lap	Sect-1	Speed	Sect-2	Speed	Sect-3	Speed	TopSpeed	laptime	pit	lap	Sect-1	Speed	Sect-2	Speed	Sect-3	Speed	Topspeed	laptime	pit
1				111.8	15.731	95.8		1:31.425		13	25.627	101.2	46.018	108.3	16.661	87.8		1:28.306	
2	25.118	96.5	46.263	110.9	15.244			1:26.625		14	42.960	35.1	2:05.276	29.6	In			3:24.995	P
3	25.114	97.7	45.756	111.1	15.178	97.3		1:26.048		15	Out	59.5	1:54.496	41.2	22.762	61.0		3:58.842	P
4	24.897	100.2	45.805	110.9	15.305	97.6		1:26.007		16	43.716	61.3	1:32.471	31.7	28.482			2:44.669	
5	25.013	96.5	45.820	111.1	15.052			1:25.885		17	1:02.283	42.1	1:14.087	54.0	18.023	97.7		2:34.393	
6	24.708	99.6	45.810	111.8	15.307			1:25.825		18	26.221	91.5	48.018	110.0	17.622			1:31.861	
7	24.864	99.9	45.930	109.8	15.394			1:26.188		19	26.168	95.5	46.786	110.2	15.611			1:28.565	
8	24.657	102.7	45.621	111.3	15.294			1:25.572		20	25.273	100.4	47.343	110.4	15.526			1:28.142	
9	24.892	100.2	45.644	110.7	15.016	98.3		1:25.552		21	25.525	102.6	46.639	110.7	15.795	98.0		1:27.959	
10	24.711	103.3	45.268	111.3	15.224			1:25.203		22	26.005	94.4	47.622	110.4	15.824	95.6		1:29.451	
11	24.736	101.5	45.533	111.5	15.154			1:25.423		23	25.436	97.3	46.622	110.9	15.756			1:27.814	
12	25.141	99.3	45.554	110.4	15.319			1:26.014		24	25.150	101.8	46.344	112.4	16.495			1:27.989	

170 Marcus Jewell (C)										Ford Consul Cortina									
lap	Sect-1	Speed	Sect-2	Speed	Sect-3	Speed	TopSpeed	laptime	pit	lap	Sect-1	Speed	Sect-2	Speed	Sect-3	Speed	Topspeed	laptime	pit
1		85.0	53.308	86.5	In			1:55.064	P	2									

195 Mann-Smail (C)										Ford Lotus Cortina									
lap	Sect-1	Speed	Sect-2	Speed	Sect-3	Speed	TopSpeed	laptime	pit	lap	Sect-1	Speed	Sect-2	Speed	Sect-3	Speed	Topspeed	laptime	pit
1				106.4	17.570			1:38.263		13	Out	84.9	49.945	107.2	17.043	80.1		2:59.201	P
2	27.126	87.4	49.304	105.9	16.102			1:32.532		14	51.310	33.5	1:59.571	38.5	24.115			3:14.996	
3	26.161	98.8	48.622	104.6	16.925			1:31.708		15	43.878	60.0	1:30.844	27.1	29.325			2:44.047	
4	26.017	96.5	49.550	96.7	17.468	81.0		1:33.035		16	1:01.684	44.6	1:15.728	50.0	18.797	91.0		2:36.209	
5	27.721	87.9	52.262	93.5	17.518	84.1		1:37.501		17	26.908	90.1	50.511	107.7	17.317			1:34.736	
6	28.357	89.0	51.676	91.7	In			1:42.435	P	18	26.246	98.4	47.036	107.9	16.270	91.0		1:29.552	
7	Out	92.5	49.115	104.4	18.165			2:29.621	P	19	26.289	98.8	47.413	109.0	18.301	91.0		1:32.003	
8	26.532	96.2	49.424	104.9	16.328			1:32.284		20	26.164	99.1	47.231	109.7	16.641	95.0		1:30.036	
9	26.187	93.3	50.984	104.4	16.672			1:33.843		21	25.902	96.5	46.560	108.6	15.991	95.0		1:28.453	
10	25.810	98.6	48.780	104.2	16.621	91.2		1:31.211		22	25.583	99.4	46.720	108.8	15.960			1:28.263	
11	26.669	99.3	48.109	102.2	16.703			1:31.481		23	25.443	98.6	46.680	110.2	16.260			1:28.383	
12	26.932	94.7	48.645	100.8	In			1:37.573	P	24									



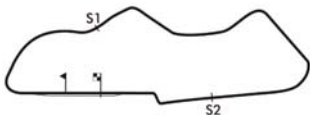
Session Start: 13:37:40 - Finish: 14:18:47
Weather/Track Conditions: Bright / Dry
Circuit: Donington Park National
Track Length: 3.185 Km - 1.9791 miles

Donington Historic Festival - 28 - 30 Apr 2017

U2TC Trophy for pre-66 under 2-litre Touring Cars

Race 14 - Sector Analysis

888 Endaf Owens (B)									Morris Mini Cooper S										
lap	Sect-1	Speed	Sect-2	Speed	Sect-3	Speed	TopSpeed	laptime	pit	lap	Sect-1	Speed	Sect-2	Speed	Sect-3	Speed	Topspeed	laptime	pit
1				105.9	15.987	93.3		1:32.055		11	Out	87.1	55.753	85.1	In			3:13.188	P
2	26.025	101.0	47.698	104.4	15.758			1:29.481		12	Out	82.0	57.030	33.3	27.041	32.8		10:55.890	P
3	26.000	90.4	46.740	105.7	15.630	94.6		1:28.370		13	1:05.011	38.9	1:11.401	67.4	17.379	91.9		2:33.791	
4	25.235	102.9	46.588	105.4	15.282	95.0		1:27.105		14	25.767	102.7	47.859	103.6	17.578			1:31.204	
5	25.215	102.4	46.769	106.5	15.314			1:27.298		15	26.559	100.9	46.379	106.5	15.562	94.8		1:28.500	
6	25.232	102.9	46.703	106.9	15.406			1:27.341		16	25.381	103.5	47.140	104.4	15.629			1:28.150	
7	25.464	101.3	46.669	104.4	16.193			1:28.326		17	25.659	100.7	46.244	104.7	15.475	93.6		1:27.378	
8	25.393	101.2	47.022	105.0	15.376			1:27.791		18	25.459	101.6	47.052	105.9	15.463	93.6		1:27.974	
9	25.218	105.1	47.007	105.0	16.089			1:28.314		19	25.232	102.3	46.663	105.2	15.569	93.1		1:27.464	
10	25.530	103.8	46.913	104.6	In			1:32.062	P	20	25.545	101.5	46.533	104.6	15.971	92.4		1:28.049	



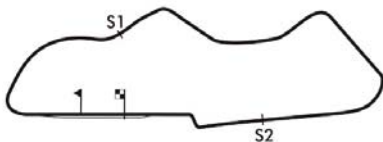
Session Start: 13:37:40 - Finish: 14:18:47
Weather/Track Conditions: Bright / Dry
Circuit: Donington Park National
Track Length: 3.185 Km - 1.9791 miles

Donington Historic Festival - 28 - 30 Apr 2017

U2TC Trophy for pre-66 under 2-litre Touring Cars

Race 14 - Best Sector Times

SECTOR 1				SECTOR 2			SECTOR 3			IDEAL / BEST LAP COMPARISON					
NO	TIME	LAP		NO	TIME	LAP	NO	TIME	LAP	NO	NAME	BEST	IN	IDEAL	DIFF
1	7	24.099	10	7	44.978	18	89	14.547	7	7	Steve Soper	1:24.228	10	1:24.098	+0.130
2	13	24.194	4	51	45.060	9	13	14.838	5	13	Andy Wolfe	1:24.370	9	1:24.130	+0.240
3	89	24.270	6	13	45.098	9	87	14.876	5	89	Banks-Banks	1:24.522	3	1:24.191	+0.331
4	52	24.420	10	161	45.268	10	161	15.016	9	51	Perfetti-Rovelli	1:24.839	9	1:24.718	+0.121
5	100	24.527	6	52	45.318	7	7	15.021	11	161	Letts-Letts	1:25.203	10	1:24.941	+0.262
6	51	24.552	9	89	45.374	3	52	15.097	6	52	Dutton-Brown	1:25.287	10	1:24.835	+0.452
7	161	24.657	8	100	45.443	11	51	15.106	3	100	Shaw-Hyett	1:25.408	9	1:25.140	+0.268
8	5	24.696	19	16	45.619	21	100	15.170	5	16	David Tomlin	1:25.818	21	1:25.650	+0.168
9	91	24.742	4	87	45.667	5	16	15.176	4	87	Swift-Lewis	1:25.885	5	1:25.644	+0.241
10	79	24.758	4	79	45.695	2	5	15.233	21	5	Pearson-Monteverdi	1:26.187	21	1:25.922	+0.265
11	16	24.855	19	15	45.952	10	42	15.257	8	98	Graham Pattle	1:26.243	4	1:26.102	+0.141
12	98	24.868	22	98	45.969	4	98	15.265	3	91	Martin Strommen	1:26.526	4	1:26.526	+0.000
13	81	25.071	5	5	45.993	21	888	15.282	4	79	Mark Jones	1:26.597	7	1:25.848	+0.749
14	87	25.101	6	42	46.194	5	91	15.346	4	15	Baldwin-Churchill	1:26.677	4	1:26.549	+0.128
15	66	25.117	3	888	46.244	17	25	15.394	10	42	Curley-Kelly	1:26.838	5	1:26.667	+0.171
16	15	25.140	6	81	46.247	3	79	15.395	7	81	Goff-Goff	1:26.918	5	1:26.848	+0.070
17	48	25.190	10	25	46.308	9	21	15.444	3	888	Endaf Owens	1:27.105	4	1:26.741	+0.364
18	888	25.215	5	91	46.438	4	15	15.457	5	21	Steve Maxted	1:27.257	3	1:27.257	+0.000
19	42	25.216	5	21	46.546	3	142	15.463	3	66	Viggo Lund	1:27.342	21	1:27.666	+0.324
20	21	25.267	3	195	46.560	21	104	15.482	9	25	Sime-Sime	1:27.652	11	1:27.048	+0.604
21	142	25.315	5	104	46.610	5	66	15.529	3	142	John Spiers	1:27.846	5	1:27.765	+0.081
22	54	25.338	18	35	46.752	9	81	15.530	5	104	Oliver Bryant	1:27.853	5	1:27.527	+0.326
23	25	25.346	7	84	46.963	24	35	15.555	7	195	Mann-Smail	1:28.263	22	1:27.963	+0.300
24	104	25.435	5	142	46.987	6	48	15.656	6	48	Stretton-James	1:28.466	9	1:28.003	+0.463
25	195	25.443	23	66	47.020	3	68	15.674	20	68	Daniel Mursall	1:28.994	9	1:28.727	+0.267
26	84	25.668	9	48	47.157	9	54	15.769	17	35	Ekorness-Ekorness	1:29.026	7	1:28.273	+0.753
27	68	25.682	23	54	47.352	21	84	15.815	8	84	Steve Jones	1:29.190	23	1:28.446	+0.744
28	35	25.966	4	68	47.371	23	195	15.960	22	54	Halusa-Halusa	1:29.427	22	1:28.459	+0.968
29	20	26.369	22	20	47.428	3	20	16.014	7	20	Hunt-Hunt	1:30.377	3	1:29.811	+0.566
30	155	26.483	21	155	48.763	20	155	16.132	21	155	Raymond Low	1:31.490	20	1:31.378	+0.112
31	170			170	53.308	1	170			170	Marcus Jewell				+



Session Start: 13:37:40 - Finish: 14:18:47

Weather/Track Conditions: Bright / Dry

Circuit: Donington Park National

Track Length: 3.185 Km - 1.9791 miles

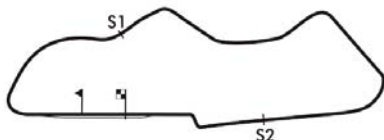


Donington Historic Festival - 28 - 30 Apr 2017

U2TC Trophy for pre-66 under 2-litre Touring Cars

Race 14 - Best Sector Speeds

	NO	SECTOR 1	MPH	NO	SECTOR 2	MPH	NO	SECTOR 3	MPH
1	13	Andy Wolfe	109.7	7	Steve Soper	115.7	52	Dutton-Brown	101.4
2	100	Shaw-Hyett	109.3	52	Dutton-Brown	115.1	7	Steve Soper	101.1
3	7	Steve Soper	108.8	13	Andy Wolfe	114.1	51	Perfetti-Rovelli	100.6
4	52	Dutton-Brown	108.5	79	Mark Jones	113.9	13	Andy Wolfe	100.2
5	89	Banks-Banks	106.6	51	Perfetti-Rovelli	113.7	91	Martin Strommen	99.2
6	68	Daniel Mursall	105.8	98	Graham Pattle	113.2	16	David Tomlin	99.0
7	81	Goff-Goff	105.4	91	Martin Strommen	113.0	89	Banks-Banks	99.0
8	104	Oliver Bryant	105.4	161	Letts-Letts	112.4	98	Graham Pattle	98.6
9	48	Stretton-James	105.1	100	Shaw-Hyett	112.2	161	Letts-Letts	98.6
10	888	Endaf Owens	105.1	16	David Tomlin	111.7	79	Mark Jones	98.3
11	16	David Tomlin	104.8	89	Banks-Banks	111.5	5	Pearson-Monteverde	98.2
12	25	Sime-Sime	104.0	5	Pearson-Monteverde	110.9	100	Shaw-Hyett	98.0
13	66	Viggo Lund	103.5	195	Mann-Smail	110.2	66	Viggo Lund	97.6
14	87	Swift-Lewis	103.3	66	Viggo Lund	110.0	48	Stretton-James	96.9
15	161	Letts-Letts	103.3	48	Stretton-James	109.3	142	John Spiers	96.6
16	15	Baldwin-Churchill	103.0	142	John Spiers	109.1	54	Halusa-Halusa	96.3
17	51	Perfetti-Rovelli	102.9	25	Sime-Sime	108.8	87	Swift-Lewis	96.2
18	21	Steve Maxted	102.7	87	Swift-Lewis	107.9	195	Mann-Smail	96.2
19	91	Martin Strommen	102.4	15	Baldwin-Churchill	107.6	888	Endaf Owens	95.5
20	42	Curley-Kelly	101.5	54	Halusa-Halusa	107.4	42	Curley-Kelly	95.4
21	35	Ekorness-Ekorness	101.3	68	Daniel Mursall	107.4	15	Baldwin-Churchill	94.8
22	98	Graham Pattle	101.0	81	Goff-Goff	107.2	81	Goff-Goff	94.7
23	5	Pearson-Monteverde	100.2	888	Endaf Owens	106.9	21	Steve Maxted	94.4
24	54	Halusa-Halusa	100.2	42	Curley-Kelly	106.7	25	Sime-Sime	94.3
25	142	John Spiers	99.7	84	Steve Jones	106.4	104	Oliver Bryant	94.0
26	79	Mark Jones	99.6	104	Oliver Bryant	105.5	68	Daniel Mursall	93.9
27	84	Steve Jones	99.4	155	Raymond Low	105.0	84	Steve Jones	93.9
28	195	Mann-Smail	99.4	35	Ekorness-Ekorness	103.1	155	Raymond Low	91.7
29	20	Hunt-Hunt	98.8	20	Hunt-Hunt	102.0	35	Ekorness-Ekorness	91.6
30	155	Raymond Low	93.3	170	Marcus Jewell	86.5	20	Hunt-Hunt	91.0
31	170	Marcus Jewell	85.0	21	Steve Maxted	0.0	170	Marcus Jewell	80.5



Session Start: 13:37:40 - Finish: 14:18:47
Weather/Track Conditions: Bright / Dry
Circuit: Donington Park National
Track Length: 3.185 Km - 1.9791 miles

Donington Historic Festival - 28 - 30 Apr 2017

U2TC Trophy for pre-66 under 2-litre Touring Cars

Race 14 - Lap Chart

Lap 1			Lap 2			Lap 3			Lap 4			Lap 5			Lap 6		
NO	Behind	Laptime	NO	Behind	Laptime	NO	Behind	Laptime	NO	Behind	Laptime	NO	Behind	Laptime	NO	Behind	Laptime
89		1:27.383	89		1:25.428	89		1:24.522	89		1:24.838	89		1:24.938	89		1:24.634
7	0.099	1:27.482	13	0.681	1:25.386	13	0.708	1:24.549	13	0.651	1:24.781	13	0.578	1:24.865	13	0.941	1:24.997
13	0.723	1:28.106	7	1.562	1:26.891	7	3.694	1:26.654	7	3.520	1:24.664	7	3.753	1:25.171	7	7.996	1:28.877
161	4.042	1:31.425	161	5.239	1:26.625	161	6.765	1:26.048	161	7.934	1:26.007	161	8.881	1:25.885	161	10.072	1:25.825
87	4.487	1:31.870	87	6.148	1:27.089	87	8.122	1:26.496	87	9.650	1:26.366	87	10.597	1:25.885	51	12.903	1:26.284
888	4.672	1:32.055	51	7.361	1:27.810	51	9.483	1:26.644	51	10.187	1:25.542	51	11.253	1:26.004	16	16.480	1:27.041
51	4.979	1:32.362	16	8.223	1:28.636	16	10.255	1:26.554	16	11.560	1:26.143	16	14.073	1:27.451	100	16.818	1:26.278
16	5.015	1:32.398	91	8.624	1:28.404	91	11.457	1:27.355	91	13.145	1:26.526	100	15.174	1:26.111	91	19.342	1:27.323
91	5.648	1:33.031	888	8.725	1:29.481	98	12.068	1:27.564	98	13.473	1:26.243	91	16.653	1:28.446	888	19.907	1:27.341
15	6.201	1:33.584	98	9.026	1:28.104	888	12.573	1:28.370	100	14.001	1:26.101	888	17.200	1:27.298	15	20.939	1:27.912
98	6.350	1:33.733	15	10.183	1:29.410	100	12.738	1:26.768	888	14.840	1:27.105	15	17.661	1:27.229	52	21.600	1:25.303
21	6.959	1:34.342	100	10.492	1:27.821	15	13.531	1:27.870	15	15.370	1:26.677	21	1 LAP	1:27.777	21	1 LAP	1:29.244
100	8.099	1:35.482	66	11.576	1:28.373	21	1 LAP	2:57.247	21	1 LAP	1:27.257	52	20.931	1:26.886	79	24.459	1:26.848
66	8.631	1:36.014	25	12.163	1:28.671	66	14.720	1:27.666	66	18.059	1:28.177	98	21.640	1:33.105	66	1 LAP	2:57.025
25	8.920	1:36.303	5	12.696	1:27.977	5	15.944	1:27.770	5	18.613	1:27.507	79	22.245	1:28.367	5	25.990	1:28.260
104	9.785	1:37.168	79	13.354	1:27.277	79	16.448	1:27.616	79	18.816	1:27.206	5	22.364	1:28.689	42	26.351	1:28.374
5	10.147	1:37.530	104	13.852	1:29.495	25	16.993	1:29.352	52	18.983	1:26.705	42	22.611	1:26.838	25	26.882	1:28.151
195	10.880	1:38.263	42	14.346	1:28.536	52	17.116	1:26.916	25	20.271	1:28.116	25	23.365	1:28.032	81	27.379	1:27.414
68	10.991	1:38.374	52	14.722	1:28.107	42	18.250	1:28.426	42	20.711	1:27.299	81	24.599	1:26.918	142	34.346	1:28.504
42	11.238	1:38.621	81	16.803	1:29.416	104	18.936	1:29.606	81	22.619	1:27.910	104	26.011	1:27.853	104	34.355	1:32.978
79	11.505	1:38.888	68	17.510	1:31.947	81	19.547	1:27.266	104	23.096	1:28.998	142	30.476	1:27.846	68	37.805	1:29.464
52	12.043	1:39.426	195	17.984	1:32.532	68	22.706	1:29.718	142	27.568	1:28.697	68	32.975	1:29.652	48	41.693	1:28.918
84	12.444	1:39.827	142	18.305	1:29.966	142	23.709	1:29.926	68	28.261	1:30.393	35	37.365	1:30.633	35	42.478	1:29.747
81	12.815	1:40.198	84	19.235	1:32.219	195	25.170	1:31.708	35	31.670	1:30.805	48	37.409	1:29.894	84	48.042	1:30.100
35	13.073	1:40.456	35	19.526	1:31.881	84	25.480	1:30.767	48	32.453	1:31.174	84	42.576	1:31.026	87	48.336	2:02.373
48	13.242	1:40.625	48	21.419	1:33.605	35	25.703	1:30.699	195	33.367	1:33.035	20	44.677	1:32.235	20	50.745	1:30.702
142	13.767	1:41.150	20	21.917	1:32.678	48	26.117	1:29.220	84	36.488	1:35.846	195	45.930	1:37.501	98	1:00.506	2:03.500
20	14.667	1:42.050	155	27.002	1:34.629	20	27.772	1:30.377	20	37.380	1:34.446	155	56.392	1:34.778	195	1:03.731	1:42.435
155	17.801	1:45.184	54	41.988	1:41.443	155	37.266	1:34.786	155	46.552	1:34.124	54	1:23.712	1:38.863	155	1:05.221	1:33.463
54	25.973	1:53.356				54	55.828	1:38.362	54	1:09.787	1:38.797						
170	27.681	1:55.064															

Session Start: 13:37:40 - Finish: 14:18:47

Weather/Track Conditions: Bright / Dry

Circuit: Donington Park National

Track Length: 3.185 Km - 1.9791 miles

Donington Historic Festival - 28 - 30 Apr 2017

U2TC Trophy for pre-66 under 2-litre Touring Cars

Race 14 - Lap Chart

Lap 7			Lap 8			Lap 9			Lap 10			Lap 11			Lap 12		
NO	Behind	Laptime	NO	Behind	Laptime	NO	Behind	Laptime	NO	Behind	Laptime	NO	Behind	Laptime	NO	Behind	Laptime
89		1:24.661	89		1:24.936	89		1:24.560	89		1:24.850	89		1:24.713	89		1:24.984
13	2.869	1:26.589	13	3.391	1:25.458	13	3.201	1:24.370	13	3.131	1:24.780	13	4.081	1:25.663	13	4.785	1:25.688
7	9.278	1:25.943	7	9.069	1:24.727	7	8.992	1:24.483	155	1 LAP	1:32.666	7	8.446	1:24.789	7	8.250	1:24.788
161	11.599	1:26.188	161	12.235	1:25.572	161	13.227	1:25.552	7	8.370	1:24.228	155	1 LAP	1:33.779	161	15.320	1:26.014
51	14.369	1:26.127	51	15.221	1:25.788	51	15.500	1:24.839	161	13.580	1:25.203	161	14.290	1:25.423	51	19.297	1:26.113
54	1 LAP	1:40.421	100	19.808	1:26.551	100	20.656	1:25.408	51	16.781	1:26.131	51	18.168	1:26.100	155	1 LAP	1:33.978
100	18.193	1:26.036	91	25.066	1:28.315	52	27.365	1:26.257	100	21.643	1:25.837	100	22.374	1:25.444	100	22.950	1:25.560
16	21.587	1:29.768	52	25.668	1:27.611	91	28.750	1:28.244	52	27.802	1:25.287	52	28.496	1:25.407	142	3 LAPS	5:14.629
91	21.687	1:27.006	16	26.086	1:29.435	16	29.701	1:28.175	91	32.493	1:28.593	91	36.547	1:28.767	52	29.469	1:25.957
52	22.993	1:26.054	888	26.427	1:27.791	888	30.181	1:28.314	16	32.650	1:27.799	79	36.940	1:28.575	16	40.933	1:28.744
888	23.572	1:28.326	15	27.047	1:27.412	79	30.262	1:26.761	79	33.078	1:27.666	16	37.173	1:29.236	15	41.516	1:28.391
15	24.571	1:28.293	79	28.061	1:26.602	15	31.506	1:29.019	15	34.110	1:27.454	15	38.109	1:28.712	91	43.403	1:31.840
79	26.395	1:26.597	21	1 LAP	1:28.053	21	1 LAP	1:27.780	888	37.393	1:32.062	21	1 LAP	1:28.439	5	47.033	1:28.238
21	1 LAP	1:28.397	54	1 LAP	1:41.286	42	36.912	1:29.300	21	1 LAP	1:28.469	5	43.779	1:27.464	25	47.669	1:28.337
5	29.204	1:27.875	5	32.015	1:27.747	81	36.984	1:28.381	5	41.028	1:27.782	25	44.316	1:27.652	81	48.361	1:27.607
42	30.121	1:28.431	42	32.172	1:26.987	25	38.008	1:29.035	25	41.377	1:28.219	81	45.738	1:28.006	66	1 LAP	1:30.276
81	30.248	1:27.530	81	33.163	1:27.851	5	38.096	1:30.641	81	42.445	1:30.311	66	1 LAP	1:28.243	888	1 LAP	3:13.188
66	1 LAP	1:29.401	25	33.533	1:27.654	66	1 LAP	1:27.984	66	1 LAP	1:30.085	104	57.889	1:28.549	104	1:06.677	1:33.772
25	30.815	1:28.594	66	1 LAP	1:29.516	54	1 LAP	1:41.112	104	54.053	1:28.610	68	1:03.522	1:29.210	48	1:10.908	1:30.411
142	37.709	1:28.024	195	1 LAP	2:29.621	104	50.293	1:29.146	68	59.025	1:31.829	48	1:05.481	1:30.371	195	1 LAP	1:31.481
104	38.591	1:28.897	104	45.707	1:32.052	195	1 LAP	1:32.284	48	59.823	1:30.982	195	1 LAP	1:31.211	68	1:14.050	1:35.512
68	42.817	1:29.673	68	47.612	1:29.731	68	52.046	1:28.994	195	1 LAP	1:33.843	35	1:07.204	1:30.767	35	1:14.061	1:31.841
48	45.687	1:28.655	48	49.785	1:29.034	48	53.691	1:28.466	35	1:01.150	1:30.119	98	1:12.841	1:28.329	98	1:20.346	1:32.489
35	46.843	1:29.026	35	51.359	1:29.452	35	55.881	1:29.082	54	1 LAP	1:41.530	84	1:13.657	1:30.687	84	1:20.705	1:32.032
84	53.203	1:29.822	87	1 LAP	2:53.008	84	1:02.904	1:29.654	84	1:07.683	1:29.629	54	1 LAP	1:41.124			
20	56.868	1:30.784	142	52.869	1:40.096	98	1:07.390	1:26.697	98	1:09.225	1:26.685	20	1:20.996	1:30.648			
98	1:03.359	1:27.514	84	57.810	1:29.543	20	1:09.334	1:30.885	20	1:15.061	1:30.577						
155	1:14.059	1:33.499	20	1:03.009	1:31.077												
			98	1:05.253	1:26.830												
			155	1:21.312	1:32.189												

Session Start: 13:37:40 - Finish: 14:18:47

Weather/Track Conditions: Bright / Dry

Circuit: Donington Park National

Track Length: 3.185 Km - 1.9791 miles

Donington Historic Festival - 28 - 30 Apr 2017

U2TC Trophy for pre-66 under 2-litre Touring Cars

Race 14 - Lap Chart

Lap 13			Lap 14			Lap 15			Lap 16			Lap 17			Lap 18		
NO	Behind	Laptime	NO	Behind	Laptime	NO	Behind	Laptime	NO	Behind	Laptime	NO	Behind	Laptime	NO	Behind	Laptime
89		1:33.130	161		3:24.995	89		3:33.371	89		2:46.612	89		2:34.895	89		1:25.733
20	1 LAP	1:38.999	91	1 LAP	4:28.299	13	1.175	3:32.841	13	0.993	2:46.430	13	0.465	2:34.367	13	1.801	1:27.069
13	4.426	1:32.771	155	1 LAP	3:15.695	35	2.097	3:34.687	20	1 LAP	2:45.684	7	2.781	2:35.340	7	2.095	1:25.047
161	10.496	1:28.306	104	1 LAP	4:07.650	20	1 LAP	3:33.271	7	2.336	2:45.735	20	1 LAP	2:35.777	100	6.098	1:28.062
54	2 LAPS	1:48.635	25	6.540	2:57.025	7	3.213	3:33.080	100	3.546	2:46.183	100	3.769	2:35.118	51	7.341	1:27.722
7	14.086	1:38.966	52	6.904	3:03.446	100	3.975	3:32.726	54	2 LAPS	2:46.436	54	2 LAPS	2:35.432	16	8.838	1:28.400
51	16.777	1:30.610	68	1 LAP	4:01.557	54	2 LAPS	3:32.299	51	5.092	2:45.942	51	5.352	2:35.155	5	9.729	1:28.177
100	21.005	1:31.185	98	1 LAP	3:56.166	51	5.762	3:32.494	16	6.357	2:46.037	16	6.171	2:34.709	20	1 LAP	1:35.180
155	1 LAP	1:34.486	89	8.853	3:44.344	16	6.932	3:32.522	5	7.453	2:45.869	5	7.285	2:34.727	54	2 LAPS	1:33.304
52	38.949	1:42.610	66	1 LAP	2:50.448	5	8.196	3:32.058	15	8.201	2:45.164	15	8.460	2:35.154	15	13.035	1:30.308
142	3 LAPS	1:47.674	35	9.634	2:31.329	15	9.649	3:32.283	81	9.757	2:44.078	81	11.237	2:36.375	87	7 LAPS	1:30.177
16	44.818	1:37.015	13	10.558	3:41.623	81	12.291	3:33.196	48	10.825	2:44.728	48	12.272	2:36.342	161	20.301	1:31.861
25	45.006	1:30.467	20	1 LAP	3:45.489	48	12.709	3:30.919	195	1 LAP	2:44.047	195	1 LAP	2:36.209	84	20.831	1:32.614
15	46.296	1:37.910	7	12.357	3:33.762	195	1 LAP	3:14.996	87	7 LAPS	2:44.432	87	7 LAPS	2:35.540	81	21.059	1:35.555
5	47.689	1:33.786	100	13.473	3:27.959	87	7 LAPS	13:53.153	84	13.733	2:44.281	84	13.950	2:35.112	195	1 LAP	1:34.736
81	50.170	1:34.939	54	2 LAPS	3:38.756	84	16.064	3:09.742	161	14.675	2:44.669	161	14.173	2:34.393	48	23.076	1:36.537
66	1 LAP	1:35.243	51	15.492	3:34.206	161	16.618	3:58.842	52	15.710	2:44.898	52	15.000	2:34.185	66	1 LAP	1:32.682
48	1:13.473	1:35.695	16	16.634	3:07.307	52	17.424	3:52.744	66	1 LAP	2:45.092	66	1 LAP	2:35.222	888	4 LAPS	1:31.204
35	1:13.796	1:32.865	5	18.362	3:06.164	66	1 LAP	3:50.648	25	17.698	2:44.690	25	17.468	2:34.665	25	24.010	1:32.275
195	1 LAP	1:37.573	15	19.590	3:08.785	25	19.620	3:55.304	35	18.720	3:03.235	888	4 LAPS	2:33.791	91	24.015	1:29.380
84	1:26.590	1:39.015	81	21.319	3:06.640	91	2:03.323	2:07.400	888	4 LAPS	10:55.890	35	18.219	2:34.394	104	24.394	1:29.567
			48	24.014	2:46.032	104	2:05.157	2:07.689	91	48.261	1:31.550	155	1 LAP	3:32.638	98	25.045	1:28.428
			195	1 LAP	2:59.201	68	2:05.900	2:07.746	104	48.561	1:30.016	91	20.368	2:07.002	35	26.307	1:33.821
			84	48.546	2:57.447	98	2:07.232	2:08.083	68	51.255	1:31.967	104	20.560	2:06.894	68	26.908	1:31.142
			91	3:38.147	3:35.066	155	2:09.030	2:12.374	98	51.910	1:31.290	68	21.499	2:05.139	155	1 LAP	1:35.693
			155	3:38.880	3:34.692							98	22.350	2:05.335			
			104	3:39.692	3:33.986												
			68	3:40.378	3:33.392												
			98	3:41.373	3:33.482												

Session Start: 13:37:40 - Finish: 14:18:47

Weather/Track Conditions: Bright / Dry

Circuit: Donington Park National

Track Length: 3.185 Km - 1.9791 miles

Donington Historic Festival - 28 - 30 Apr 2017

U2TC Trophy for pre-66 under 2-litre Touring Cars

Race 14 - Lap Chart

Lap 19			Lap 20			Lap 21			Lap 22			Lap 23			Lap 24		
NO	Behind	Laptime	NO	Behind	Laptime	NO	Behind	Laptime	NO	Behind	Laptime	NO	Behind	Laptime	NO	Behind	Laptime
89		1:25.210	89		1:25.220	89		1:24.924	89		1:24.608	89		1:25.034	89		1:25.027
13	3.063	1:26.472	13	2.971	1:25.128	13	3.163	1:25.116	7	3.698	1:24.876	7	3.588	1:24.924	7	3.468	1:24.907
7	3.469	1:26.584	7	3.550	1:25.301	7	3.430	1:24.804	13	4.166	1:25.611	13	4.052	1:24.920	13	4.246	1:25.221
51	8.526	1:26.395	51	9.105	1:25.799	51	10.282	1:26.101	51	11.166	1:25.492	51	11.782	1:25.650	51	12.722	1:25.967
100	9.225	1:28.337	16	11.315	1:26.797	16	12.209	1:25.818	16	14.113	1:26.512	16	15.626	1:26.547	16	17.880	1:27.281
16	9.738	1:26.110	100	12.683	1:28.678	5	14.160	1:26.187	5	15.827	1:26.275	5	17.633	1:26.840	5	19.128	1:26.522
5	10.742	1:26.223	5	12.897	1:27.375	100	15.429	1:27.670	100	18.472	1:27.651	100	20.816	1:27.378	100	22.681	1:26.892
54	2 LAPS	1:30.603	54	2 LAPS	1:30.144	15	28.726	1:30.484	15	33.035	1:28.917	15	35.856	1:27.855	161	40.198	1:27.989
15	18.650	1:30.825	15	23.166	1:29.736	54	2 LAPS	1:31.024	161	34.456	1:29.451	161	37.236	1:27.814	15	40.408	1:29.579
20	1 LAP	1:33.820	87	7 LAPS	1:27.566	87	7 LAPS	1:30.373	87	7 LAPS	1:30.059	888	4 LAPS	1:27.464	888	4 LAPS	1:28.049
87	7 LAPS	1:28.630	161	26.578	1:28.142	161	29.613	1:27.959	888	4 LAPS	1:27.974	91	40.821	1:28.362	98	43.450	1:27.385
161	23.656	1:28.565	20	1 LAP	1:33.084	888	4 LAPS	1:27.378	54	2 LAPS	1:32.380	98	41.092	1:27.900	91	44.433	1:28.639
84	25.286	1:29.665	84	29.604	1:29.538	84	34.596	1:29.916	91	37.493	1:27.048	54	2 LAPS	1:29.844	54	2 LAPS	1:29.427
195	1 LAP	1:29.552	888	4 LAPS	1:28.150	91	35.053	1:28.676	98	38.226	1:26.944	66	1 LAP	1:27.959	66	1 LAP	1:28.251
888	4 LAPS	1:28.500	66	1 LAP	1:28.836	98	35.890	1:29.214	84	40.258	1:30.270	84	44.414	1:29.190	104	47.519	1:28.075
66	1 LAP	1:28.641	91	31.301	1:29.033	104	36.802	1:28.563	66	1 LAP	1:27.342	104	44.471	1:28.239	84	48.636	1:29.249
91	27.488	1:28.683	98	31.600	1:28.365	20	1 LAP	1:33.925	104	41.266	1:29.072	195	1 LAP	1:28.263	195	1 LAP	1:28.383
98	28.455	1:28.620	104	33.163	1:28.298	66	1 LAP	1:32.254	195	1 LAP	1:28.453	25	49.907	1:29.182	25	54.347	1:29.467
25	29.886	1:31.086	195	1 LAP	1:32.003	195	1 LAP	1:30.036	25	45.759	1:30.353	68	52.056	1:29.263	20	1 LAP	1:32.229
104	30.085	1:30.901	25	35.229	1:30.563	25	40.014	1:29.709	20	1 LAP	1:32.926	20	1 LAP	1:31.533	68	1:00.245	1:33.216
68	34.639	1:32.941	68	38.583	1:29.164	68	43.388	1:29.729	68	47.827	1:29.047	35	1:01.311	1:31.206	35	1:07.255	1:30.971
48	34.999	1:37.133	35	41.239	1:31.247	35	48.364	1:32.049	35	55.139	1:31.383	87	7 LAPS	1:55.103	48	1:11.505	1:31.786
35	35.212	1:34.115	48	43.073	1:33.294	48	49.844	1:31.695	48	57.527	1:32.291	48	1:04.746	1:32.253			
155	1 LAP	1:33.678	155	1 LAP	1:32.441	155	1 LAP	1:31.490	155	1 LAP	1:32.033						

Session Start: 13:37:40 - Finish: 14:18:47
Weather/Track Conditions: Bright / Dry
Circuit: Donington Park National
Track Length: 3.185 Km - 1.9791 miles

Donington Historic Festival - 28 - 30 Apr 2017

HSCC Historic Formula 2 FIA International Race Series

Race 15 - Classification

Sheet No:

POS	NO	DRIVER/S	CLASS	CLASS POS	CAR MAKE / MODEL	TIME	LAPS	GAP	DIFF	MPH	BEST	ON
1	77	Richard Evans	C	1	March 742	26:04.718	23	-- 23 laps		104.7	1:06.208	6
2	122	Mark Dwyer	C	2	March 742	26:41.680	23	36.962	36.962	102.3	1:06.800	6
3	1	Robert Simac	A	1	March 712M	26:59.309	23	54.591	17.629	101.1	1:08.891	14
4	17	Mike Bletsoe-Brown	C	3	Chevron B27	26:59.686	23	54.968	0.377	101.1	1:08.829	22
5	39	Martin Bullock	A	2	Chevron B17C	26:05.222	22	-- 22 laps	15.160	100.1	1:09.619	10
6	36	Jeremy Wheatley	C	4	Surtees TS15	26:18.220	22	12.998	12.998	99.31	1:09.819	10
7	15	Mike Wrigley	B	1	March 79B	26:26.001	22	20.779	7.781	98.82	1:08.967	9
8	22	Alain Lagache	A	3	March 712M	26:34.070	22	28.848	8.069	98.33	1:10.137	4
9	3	Luciano Arnold	A	4	Brabham BT36	26:34.752	22	29.530	0.682	98.28	1:10.942	19
10	32	Steve Seaman	C	5	Ralt RT1	26:38.824	22	33.602	4.072	98.03	1:09.810	19
11	33	Matthew Wrigley	B	2	Ralt RT1	26:43.657	22	38.435	4.833	97.74	1:11.736	6
12	50	Paul Bason	A	5	March 712	26:57.709	22	52.487	14.052	96.89	1:11.650	6
13	8	Klaus Bergs	A	6	Brabham BT36	26:07.692	21	-- 21 laps	22.981	95.44	1:12.719	21
14	30	Dan Daly	C	6	Ralt RT1	27:02.497	21	54.805	54.805	92.21	1:10.228	8
15	46	Olivier Huez	B	3	March 722	26:31.554	20	-- 20 laps	54.432	89.53	1:17.072	20
16	55	John Lord	C	7	Ralt RT1	26:32.732	20	1.178	1.178	89.46	1:15.188	20
17	12	Stephen Weller	D	1	Elfin 600B	26:27.952	18	-- 18 laps	2:27.373	80.76	1:26.541	3
18	35	Julian Maynard	C	8	March 742	27:15.343	16	-- 16 laps	3:41.691	69.71	1:20.517	11
19	9	Frazer Gibney	C	9	March 782	26:07.017	15	-- 15 laps	19.415	68.20	1:08.389	14
20	7	Peter Alexander	B	4	Chevron B29	14:49.734	12	-- 12 laps		96.09	1:11.639	9
21	48	Daniel Gibson	C	10	Chevron B42	12:43.799	11	-- 11 laps		102.6	1:07.073	6
22	18	Gwyn Pollard	B	5	Chevron B29	8:11.785	6	-- 6 laps --	1:07.630	86.92	1:12.930	4
23	10	Richard Ellingworth	C	11	March 782	1:50.635	1	-- 1 laps --	16.949	64.39		

----- FASTEST LAP SUMMARY -----

NO	DRIVER/S	CLASS	CAR MAKE / MODEL	FASTEST LAP	ON	MPH
77	Richard Evans	C	March 742	1:06.208	6	107.61
1	Robert Simac	A	March 712M	1:08.891	14	103.42
15	Mike Wrigley	B	March 79B	1:08.967	9	103.31
12	Stephen Weller	D	Elfin 600B	1:26.541	3	82.33

Car 35 - transponder working intermittently, please check position.

Session Start: 14:36:38 - Finish: 15:02:42

Weather/Track Conditions: Bright / Dry

Circuit: Donington Park National

Track Length: 3.185 Km - 1.9791 miles

These results are provisional until the conclusion of any judicial and technical matters.

Clerk of the Course: <div style="text-align: right;">Julian Floyd</div>	Timekeeper: <div style="text-align: right;">Nick Palmer</div>	Issued at:
--	--	------------



Donington Historic Festival - 28 - 30 Apr 2017

HSCC Historic Formula 2 FIA International Race Series

Race 15 - Sector Analysis

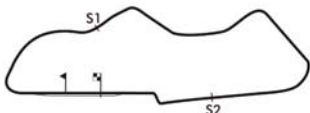
1 Robert Simac (A)										March 712M									
lap	Sect-1	Speed	Sect-2	Speed	Sect-3	Speed	TopSpeed	laptime	pit	lap	Sect-1	Speed	Sect-2	Speed	Sect-3	Speed	Topspeed	laptime	pit
1				134.9	12.822	122.0		1:17.525		13	19.961	119.9	36.681	137.1	12.363			1:09.005	
2	20.204	118.5	37.937	136.3	13.084	122.2		1:11.225		14	19.778	126.2	36.849	136.6	12.264			1:08.891	
3	20.403	114.5	38.082	138.5	13.288			1:11.773		15	19.949	126.4	37.131	136.6	12.458			1:09.538	
4	20.001	121.9	37.537	135.5	12.624			1:10.162		16	19.924	125.5	37.471	136.6	12.719			1:10.114	
5	20.070	118.1	37.623	137.7	12.660			1:10.353		17	20.066	121.2	37.347	139.1	12.795	120.9		1:10.208	
6	20.239	115.8	37.537	137.4	12.767			1:10.543		18	20.489	118.5	37.890	135.2	12.701			1:11.080	
7	20.180	119.9	37.629	137.1	12.803	122.4		1:10.612		19	19.756	126.4	37.225	134.9	12.605			1:09.586	
8	20.207	121.7	37.872	135.7	13.218			1:11.297		20	20.016	124.3	37.052	137.4	12.376	121.1		1:09.444	
9	20.161	122.1	36.900	136.3	12.411	122.0		1:09.472		21	19.972	123.2	37.218	137.1	12.299	121.8		1:09.489	
10	19.890	124.5	36.914	136.6	12.439	121.1		1:09.243		22	19.797	126.9	36.956	137.7	12.373			1:09.126	
11	20.036	115.7	38.561	136.3	12.481			1:11.078		23	20.309	120.1	37.062	136.0	12.603			1:09.974	
12	20.020	117.9	37.226	136.9	12.325			1:09.571		24									

3 Luciano Arnold (A)										Brabham BT36									
lap	Sect-1	Speed	Sect-2	Speed	Sect-3	Speed	TopSpeed	laptime	pit	lap	Sect-1	Speed	Sect-2	Speed	Sect-3	Speed	Topspeed	laptime	pit
1				133.6	13.264			1:19.145		12	22.540	102.4	39.023	134.4	12.829	120.5		1:14.392	
2	21.195	113.0	38.337	135.2	13.137			1:12.669		13	20.706	120.4	39.739	133.1	12.927			1:13.372	
3	20.493	127.1	38.262	135.5	13.154	117.9		1:11.909		14	20.226	124.3	37.933	133.1	12.873			1:11.032	
4	20.894	119.5	38.035	135.5	12.926			1:11.855		15	20.263	127.8	38.355	134.9	13.147	118.1		1:11.765	
5	20.482	120.8	37.953	134.4	12.981	119.0		1:11.416		16	20.336	120.4	38.275	133.6	12.885	120.7		1:11.496	
6	20.292	124.1	40.983	133.1	13.147			1:14.422		17	20.378	119.9	38.508	134.7	13.340	118.1		1:12.226	
7	20.653	118.3	38.613	133.6	13.522	119.0		1:12.788		18	20.298	121.4	38.216	134.7	13.214			1:11.728	
8	20.683	120.4	38.787	133.3	13.030			1:12.500		19	20.289	124.1	37.927	135.2	12.726			1:10.942	
9	20.577	124.1	38.382	133.3	12.903	119.6		1:11.862		20	20.429	125.2	38.250	132.8	12.873	119.6		1:11.552	
10	20.360	127.1	39.046	132.8	13.199	116.7		1:12.605		21	20.278	124.8	37.846	135.2	13.603			1:11.727	
11	20.601	124.1	38.383	133.6	13.095			1:12.079		22	20.442	127.8	37.785	136.9	13.043	119.8		1:11.270	

7 Peter Alexander (B)										Chevron B29									
lap	Sect-1	Speed	Sect-2	Speed	Sect-3	Speed	TopSpeed	laptime	pit	lap	Sect-1	Speed	Sect-2	Speed	Sect-3	Speed	Topspeed	laptime	pit
1				129.5	13.439			1:21.065		7	21.034	115.1	38.021	130.0	13.030			1:12.085	
2	21.016	114.1	38.925	129.0	13.089			1:13.030		8	21.084	118.7	37.930	129.5	13.100	117.1		1:12.114	
3	20.980	111.5	38.704	130.5	12.980	117.1		1:12.664		9	20.835	117.0	37.790	129.5	13.014			1:11.639	
4	21.077	115.1	38.176	130.2	13.337			1:12.590		10	20.934	118.7	38.868	128.7	12.850			1:12.652	
5	21.011	118.7	38.122	131.0	13.335			1:12.468		11	20.923	112.6	38.566	129.2	13.373	114.1		1:12.862	
6	20.963	117.0	38.129	130.7	13.040	115.7		1:12.132		12	21.596	109.5	41.761	102.6	In			1:24.433	P

8 Klaus Bergs (A)										Brabham BT36									
lap	Sect-1	Speed	Sect-2	Speed	Sect-3	Speed	TopSpeed	laptime	pit	lap	Sect-1	Speed	Sect-2	Speed	Sect-3	Speed	Topspeed	laptime	pit
1				129.2	13.998	115.3		1:26.356		12	21.256	110.6	39.673	131.8	13.086	117.3		1:14.015	
2	21.442	111.7	40.930	131.3	14.150			1:16.522		13	20.785	116.6	39.513	131.3	13.380			1:13.678	
3	21.124	111.3	40.510	131.3	13.491	115.5		1:15.125		14	21.396	116.6	39.521	132.8	13.681	116.9		1:14.598	
4	21.273	109.3	39.986	132.0	13.057	115.9		1:14.316		15	21.551	110.6	40.077	132.5	13.606			1:15.234	
5	21.265	113.1	39.727	131.5	13.258			1:14.250		16	20.665	122.3	39.001	133.3	13.616	117.3		1:13.282	
6	20.788	114.3	39.593	131.8	13.121			1:13.502		17	21.216	110.8	39.787	131.5	13.325			1:14.328	
7	20.784	119.3	40.145	132.3	14.515	114.1		1:15.444		18	20.640	123.0	38.924	131.8	13.344			1:12.908	
8	20.848	119.3	39.201	131.3	12.994			1:13.043		19	21.137	117.4	38.796	132.5	13.048	117.1		1:12.981	
9	20.769	113.3	39.889	130.5	13.195			1:13.853		20	20.622	115.1	39.821	133.1	13.077			1:13.520	
10	20.907	111.8	40.167	129.7	13.209			1:14.283		21	20.683	118.3	38.842	133.3	13.194	118.3		1:12.719	
11	20.860	114.9	39.702	131.0	13.173			1:13.735		22									

9 Frazer Gibney (C)										March 782									
lap	Sect-1	Speed	Sect-2	Speed	Sect-3	Speed	TopSpeed	laptime	pit	lap	Sect-1	Speed	Sect-2	Speed	Sect-3	Speed	Topspeed	laptime	pit
1				135.7	12.616	122.9		1:16.449		9	19.882	125.7	37.245	139.4	12.566			1:09.693	
2	20.040	129.5	37.841	140.0	14.244	108.6		1:12.125		10	19.703	131.0	36.363	139.7	13.128			1:09.194	
3	21.182	122.5	37.540	141.5	12.759			1:11.481		11	20.126	130.0	36.792	137.4	13.374			1:10.292	
4	19.661	131.8	38.386	134.9	12.757			1:10.804		12	21.198	103.8	37.807	138.0	12.466			1:11.471	
5	20.209	118.5	38.728	120.5	13.678			1:12.615		13	20.800	105.9	37.363	138.5	12.803			1:10.966	
6	22.658	100.3	44.772	116.3	In			1:29.427	P	14	20.038	129.8	35.819	138.8	12.532	122.0		1:08.389	
7	Out	108.5	37.722	135.7	12.703			9:15.015	P	15	20.031	132.6	36.767	141.2	12.479	124.5		1:09.277	
8	19.913	129.8	36.771	138.5	13.135	118.8		1:09.819		16									



Session Start: 14:36:38 - Finish: 15:02:42

Weather/Track Conditions: Bright / Dry

Circuit: Donington Park National

Track Length: 3.185 Km - 1.9791 miles

Donington Historic Festival - 28 - 30 Apr 2017

HSCC Historic Formula 2 FIA International Race Series

Race 15 - Sector Analysis

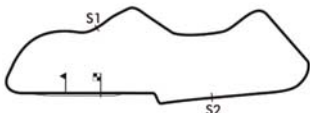
10 Richard Ellingworth (C)										March 782										
lap	Sect-1	Speed	Sect-2	Speed	Sect-3	Speed	TopSpeed	laptime	pit	lap	Sect-1	Speed	Sect-2	Speed	Sect-3	Speed	Topspeed	laptime	pit	
1			In	67.5	In			1:50.635	P	2										

12 Stephen Weller (D)										Elfin 600B									
lap	Sect-1	Speed	Sect-2	Speed	Sect-3	Speed	TopSpeed	laptime	pit	lap	Sect-1	Speed	Sect-2	Speed	Sect-3	Speed	Topspeed	laptime	pit
1				118.3	14.839	106.9		1:36.892		10	25.842	80.5	46.763	113.5	15.184	95.9		1:27.789	
2	24.896	86.8	47.298	118.3	14.761			1:26.955		11	25.277	94.8	48.331	112.0	14.751	100.9		1:28.359	
3	24.850	89.2	46.722	117.7	14.969			1:26.541		12	25.290	93.0	46.579	110.7	15.197	99.5		1:27.066	
4	24.987	86.2	46.728	117.1	15.510			1:27.225		13	25.690	88.1	46.527	111.3	14.678			1:26.895	
5	25.576	90.7	48.725	112.8	15.451	102.0		1:29.752		14	25.316	87.1	48.043	107.0	15.245	101.9		1:28.604	
6	25.445	90.1	47.390	113.4	15.711			1:28.546		15	25.122	92.4	47.623	111.8	15.332	101.9		1:28.077	
7	24.826	87.6	46.410	114.1	16.225			1:27.461		16	24.560	93.4	46.726	113.2	15.349			1:26.635	
8	26.293	87.5	46.868	113.4	14.784			1:27.945		17	25.333	87.9	47.000	113.0	14.721	100.0		1:27.054	
9	25.090	87.2	49.184	111.7	14.636			1:28.910		18	25.799	91.2	46.511	110.9	14.936	101.4		1:27.246	

15 Mike Wrigley (B)										March 79B									
lap	Sect-1	Speed	Sect-2	Speed	Sect-3	Speed	TopSpeed	laptime	pit	lap	Sect-1	Speed	Sect-2	Speed	Sect-3	Speed	Topspeed	laptime	pit
1		118.9	39.463	128.3	13.308	115.7		1:46.450		12	20.331	110.9	38.623	130.7	12.662	116.7		1:11.616	
2	20.500	123.6	40.149	130.0	12.947			1:13.596		13	20.335	127.3	37.170	130.7	12.505			1:10.010	
3	20.316	125.0	39.824	129.5	12.842	116.7		1:12.982		14	20.183	129.3	36.682	131.0	12.515	116.1		1:09.380	
4	20.449	123.0	37.591	131.3	12.698	116.5		1:10.738		15	20.360	128.3	37.685	132.0	12.399	118.1		1:10.444	
5	20.344	128.1	37.015	130.2	12.568	117.1		1:09.927		16	20.015	128.5	37.977	129.5	12.446			1:10.438	
6	20.367	127.3	37.215	131.8	12.406	118.1		1:09.988		17	20.070	127.6	36.957	130.7	12.364			1:09.391	
7	20.061	127.8	37.563	132.0	13.546	115.3		1:11.170		18	20.044	130.0	37.553	131.5	12.620			1:10.217	
8	20.514	126.9	36.983	130.7	12.516	116.9		1:10.013		19	20.165	127.1	37.155	131.3	12.614			1:09.934	
9	20.109	128.1	36.592	131.3	12.266			1:08.967		20	20.415	126.2	37.085	131.0	12.518			1:10.018	
10	20.004	127.3	36.878	129.7	12.233			1:09.115		21	20.240	128.1	37.589	131.0	12.498			1:10.327	
11	19.998	127.1	36.768	131.5	14.235			1:11.001		22	20.575	127.8	37.263	133.3	12.441	118.5		1:10.279	

17 Mike Bletsoe-Brown (C)										Chevron B27									
lap	Sect-1	Speed	Sect-2	Speed	Sect-3	Speed	TopSpeed	laptime	pit	lap	Sect-1	Speed	Sect-2	Speed	Sect-3	Speed	Topspeed	laptime	pit
1				136.9	12.817			1:16.097		13	20.618	105.4	37.145	140.3	12.443	121.3		1:10.206	
2	20.019	124.3	38.081	138.8	13.264	122.2		1:11.364		14	19.799	120.8	36.959	139.7	12.607			1:09.365	
3	20.115	123.6	37.829	139.1	12.761	125.4		1:10.705		15	19.839	124.3	36.817	140.6	12.727	122.4		1:09.383	
4	20.136	124.3	39.144	139.4	12.814			1:12.094		16	20.114	124.8	37.104	139.7	12.767	120.2		1:09.985	
5	19.935	118.3	37.766	139.7	12.391			1:10.092		17	19.958	123.0	37.316	139.7	12.591			1:09.865	
6	20.306	115.1	37.821	138.0	12.944			1:11.071		18	20.063	113.9	37.654	139.7	13.483	121.3		1:11.200	
7	19.895	122.3	37.719	137.4	12.862			1:10.476		19	19.585	123.9	37.580	138.3	12.791	122.6		1:09.956	
8	20.031	123.6	37.917	137.4	13.036	123.3		1:10.984		20	19.707	123.0	36.904	140.0	12.849	121.5		1:09.460	
9	19.656	127.6	37.299	136.0	12.526	123.3		1:09.481		21	19.648	127.1	36.927	140.0	12.583	124.7		1:09.158	
10	19.610	127.1	37.137	138.3	12.408			1:09.155		22	19.619	127.8	36.693	141.2	12.517			1:08.829	
11	19.905	120.6	38.665	136.9	12.769	120.9		1:11.339		23	20.195	117.0	37.057	140.0	12.372	125.9		1:09.624	
12	19.912	120.1	37.190	138.5	12.695	121.1		1:09.797		24									

18 Gwyn Pollard (B)										Chevron B29									
lap	Sect-1	Speed	Sect-2	Speed	Sect-3	Speed	TopSpeed	laptime	pit	lap	Sect-1	Speed	Sect-2	Speed	Sect-3	Speed	Topspeed	laptime	pit
1				133.6	13.540			1:33.686		4	20.948	111.1	39.049	136.0	12.933	119.4		1:12.930	
2	22.311	106.4	39.982	132.8	13.178	118.8		1:15.471		5	21.189	116.6	38.909	135.5	13.031			1:13.129	
3	21.205	113.3	39.221	134.4	13.097	119.8		1:13.523		6	21.498	113.0	53.975	60.4	In			1:43.046	P



Session Start: 14:36:38 - Finish: 15:02:42

Weather/Track Conditions: Bright / Dry

Circuit: Donington Park National

Track Length: 3.185 Km - 1.9791 miles

Donington Historic Festival - 28 - 30 Apr 2017

HSCC Historic Formula 2 FIA International Race Series

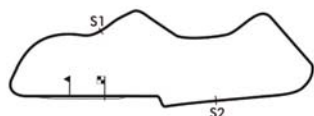
Race 15 - Sector Analysis

22 Alain Lagache (A)									March 712M										
lap	Sect-1	Speed	Sect-2	Speed	Sect-3	Speed	TopSpeed	laptime	pit	lap	Sect-1	Speed	Sect-2	Speed	Sect-3	Speed	Topspeed	laptime	pit
1				133.9	13.712	115.9		1:20.234		12	21.102	118.9	38.919	130.5	12.528	117.9		1:12.549	
2	20.887	125.7	38.405	133.3	12.739	119.2		1:12.031		13	20.849	127.3	38.790	130.2	12.631	117.3		1:12.270	
3	20.664	128.8	38.286	133.9	12.675	120.5		1:11.625		14	20.657	127.3	38.979	128.7	12.618			1:12.254	
4	20.316	128.5	37.263	133.3	12.558	119.0		1:10.137		15	20.813	125.9	38.856	130.5	13.064			1:12.733	
5	20.453	125.0	37.824	132.8	13.591	112.2		1:11.868		16	20.775	125.9	38.900	131.5	13.709	113.5		1:13.384	
6	20.839	123.6	39.133	131.0	12.579	118.5		1:12.551		17	21.075	122.5	39.412	127.5	12.728	113.4		1:13.215	
7	20.510	126.6	38.211	130.7	12.606	119.0		1:11.327		18	20.707	128.5	39.322	129.5	13.099	115.1		1:13.128	
8	20.343	127.8	38.885	131.0	12.662	119.8		1:11.890		19	20.848	124.1	38.893	132.3	12.629	119.2		1:12.370	
9	20.400	125.7	38.414	130.7	12.505	118.3		1:11.319		20	20.337	130.0	38.363	132.3	12.833	117.7		1:11.533	
10	20.548	127.3	37.965	129.7	13.865	111.7		1:12.378		21	20.481	129.5	37.687	132.5	13.473	114.9		1:11.641	
11	21.000	125.5	38.417	130.2	13.038	116.1		1:12.455		22	20.622	129.5	37.660	133.1	12.896	114.5		1:11.178	

30 Dan Daly (C)									Ralt RT1										
lap	Sect-1	Speed	Sect-2	Speed	Sect-3	Speed	TopSpeed	laptime	pit	lap	Sect-1	Speed	Sect-2	Speed	Sect-3	Speed	Topspeed	laptime	pit
1				132.0	12.982	122.4		1:24.738		12	20.285	119.9	42.708	113.4	14.180	102.0		1:17.173	
2	20.385	123.6	39.676	136.3	12.666			1:12.727		13	23.736	109.3	43.011	115.5	13.836	105.2		1:20.583	
3	20.283	122.7	37.944	137.4	13.288			1:11.515		14	24.023	99.7	42.868	113.9	14.431	103.6		1:21.322	
4	20.229	121.7	37.566	137.7	13.046			1:10.841		15	22.492	108.8	43.298	112.2	14.595			1:20.385	
5	20.963	118.3	37.746	137.7	12.624	122.0		1:11.333		16	23.030	109.5	43.329	111.1	14.735			1:21.094	
6	19.884	129.8	38.103	136.3	12.802			1:10.789		17	23.817	105.6	48.508	104.2	15.520			1:27.845	
7	20.549	111.7	38.412	137.1	12.508	119.8		1:11.469		18	25.837	103.3	44.616	109.8	14.753			1:25.206	
8	19.973	128.5	37.664	135.2	12.591			1:10.228		19	23.099	108.1	43.743	107.2	15.184	95.1		1:22.026	
9	19.943	126.6	37.135	135.5	13.190	120.0		1:10.268		20	23.736	106.4	46.303	102.6	15.286	98.2		1:25.325	
10	20.170	125.7	37.588	137.1	13.455			1:11.213		21	23.935	106.1	46.333	103.6	15.107			1:25.375	
11	20.559	125.0	37.629	135.2	12.854			1:11.042		22									

32 Steve Seaman (C)									Ralt RT1										
lap	Sect-1	Speed	Sect-2	Speed	Sect-3	Speed	TopSpeed	laptime	pit	lap	Sect-1	Speed	Sect-2	Speed	Sect-3	Speed	Topspeed	laptime	pit
1				136.3	13.766	119.2		1:25.861		12	21.206	103.8	40.417	136.9	13.143			1:14.766	
2	21.491	109.7	40.093	136.3	13.020	121.5		1:14.604		13	20.190	126.4	38.702	136.3	12.829			1:11.721	
3	20.954	119.9	39.112		13.024			1:13.090		14	20.574	124.5	39.312	133.3	12.819	122.0		1:12.705	
4	20.526	124.3	38.628	138.5	13.026	121.8		1:12.180		15	20.270	126.6	37.750	138.3	12.799	120.5		1:10.819	
5	20.810	115.5	38.519	138.3	12.766			1:12.095		16	20.504	125.2	37.572	137.7	12.719	121.8		1:10.795	
6	20.442	117.7	38.518	137.4	13.182	120.7		1:12.142		17	20.247	127.1	37.414	135.2	12.885	120.2		1:10.546	
7	21.108	123.2	38.040	138.0	13.289			1:12.437		18	20.536	105.6	38.655	137.1	12.785	123.3		1:11.976	
8	20.716	121.7	38.296	136.0	13.026	122.0		1:12.038		19	19.965	126.4	36.900	136.0	12.945			1:09.810	
9	20.502	124.5	38.617	134.7	13.505			1:12.624		20	20.229	125.5	38.000	137.7	12.694	121.8		1:10.923	
10	20.559	125.5	38.674	132.0	13.491	116.5		1:12.724		21	20.036	128.5	37.609	137.4	12.716			1:10.361	
11	20.578	125.7	38.708	131.8	13.793			1:13.079		22	20.153	125.7	38.471	134.7	12.904			1:11.528	

33 Matthew Wrigley (B)									Ralt RT1										
lap	Sect-1	Speed	Sect-2	Speed	Sect-3	Speed	TopSpeed	laptime	pit	lap	Sect-1	Speed	Sect-2	Speed	Sect-3	Speed	Topspeed	laptime	pit
1				124.0	13.290	113.5		1:21.411		12	20.935	111.7	38.971	125.2	12.973	112.0		1:12.879	
2	21.055	121.7	39.060	125.4	12.803	115.7		1:12.918		13	20.797	121.4	39.504	123.3	12.839	114.7		1:13.140	
3	20.958	116.4	39.234	125.2	13.373			1:13.565		14	20.735	121.9	38.292	124.7	12.997	111.5		1:12.024	
4	20.904	121.4	39.331	124.5	12.607			1:12.842		15	20.869	123.2	40.035	124.7	12.566	115.5		1:13.470	
5	21.203	119.1	38.443	124.5	12.661	113.9		1:12.307		16	20.863	121.4	38.454	124.2	12.794	113.9		1:12.111	
6	20.869	122.5	37.853	125.2	13.014	111.8		1:11.736		17	20.937	121.2	38.642	122.0	12.727	115.5		1:12.306	
7	20.876	122.7	38.191	124.5	12.669	114.7		1:11.736		18	20.929	121.4	38.378	123.3	12.707			1:12.014	
8	20.875	120.8	38.386	124.0	12.757	115.1		1:12.018		19	20.820	121.0	38.291	122.6	13.336			1:12.447	
9	20.747	121.7	38.117	124.5	12.904	113.4		1:11.768		20	21.027	121.9	38.962	123.5	13.100	112.8		1:13.089	
10	20.738	122.3	39.753	122.9	12.602			1:13.093		21	20.928	121.2	38.466	122.6	13.501	112.6		1:12.895	
11	20.862	120.4	38.254	125.2	12.994	112.2		1:12.110		22	20.802	123.2	38.108	124.5	12.868	113.7		1:11.778	



Session Start: 14:36:38 - Finish: 15:02:42

Weather/Track Conditions: Bright / Dry

Circuit: Donington Park National

Track Length: 3.185 Km - 1.9791 miles

Donington Historic Festival - 28 - 30 Apr 2017

HSCC Historic Formula 2 FIA International Race Series

Race 15 - Sector Analysis

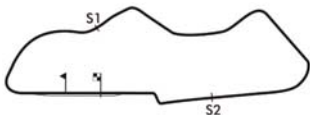
35 Julian Maynard (C)										March 742									
lap	Sect-1	Speed	Sect-2	Speed	Sect-3	Speed	TopSpeed	laptime	pit	lap	Sect-1	Speed	Sect-2	Speed	Sect-3	Speed	Topspeed	laptime	pit
1								1:28.932		9								1:22.586	
2								1:22.191		10								1:29.405	
3								1:38.716		11								1:20.517	
4	Out	91.3	In		In			4:54.742	P	12								1:21.416	
5								1:26.001		13								1:21.567	
6			In		In			2:18.388	P	14								1:26.935	
7								1:20.888		15								1:20.933	
8								1:34.385		16								1:27.741	

36 Jeremy Wheatley (C)										Surtees TS15									
lap	Sect-1	Speed	Sect-2	Speed	Sect-3	Speed	TopSpeed	laptime	pit	lap	Sect-1	Speed	Sect-2	Speed	Sect-3	Speed	Topspeed	laptime	pit
1				129.0	13.601	118.5		1:23.500		12	20.975	110.0	38.584	135.2	12.762	119.8		1:12.321	
2	20.975	116.4	39.331	134.4	12.602	121.3		1:12.908		13	20.502	120.4	37.719	133.1	12.613			1:10.834	
3	20.536	122.5	37.663	135.5	12.771			1:10.970		14	20.974	117.9	37.231	135.2	12.565			1:10.770	
4	20.652	112.6	38.241	135.5	12.630			1:11.523		15	20.387	129.0	37.307	132.5	12.805			1:10.499	
5	20.359	126.2	37.321	136.0	12.312			1:09.992		16	20.260	123.2	37.283	134.1	12.526	121.5		1:10.069	
6	20.277	128.3	38.604	134.1	12.361			1:11.242		17	20.766	117.0	38.387	132.0	12.833			1:11.986	
7	20.258	126.4	37.833	132.8	12.532			1:10.623		18	20.757	114.7	37.764	134.7	12.822			1:11.343	
8	20.145	127.6	37.724	131.8	12.544	122.0		1:10.413		19	20.463	118.1	38.232	136.6	12.379	122.0		1:11.074	
9	20.198	127.6	37.774	134.1	12.842			1:10.814		20	20.304	122.7	37.420	136.0	12.678			1:10.402	
10	20.183	129.3	37.175	133.1	12.461	119.2		1:09.819		21	20.243	112.4	38.022	122.6	13.211	116.5		1:11.476	
11	20.494	120.1	37.779	134.7	12.544	120.2		1:10.817		22	21.536	112.2	38.820	125.4	14.469	105.0		1:14.825	

39 Martin Bullock (A)										Chevron B17C									
lap	Sect-1	Speed	Sect-2	Speed	Sect-3	Speed	TopSpeed	laptime	pit	lap	Sect-1	Speed	Sect-2	Speed	Sect-3	Speed	Topspeed	laptime	pit
1				135.7	12.931			1:18.002		12	20.451	118.9	37.659	135.2	12.556			1:10.666	
2	20.341	123.4	38.245	138.5	13.174	122.0		1:11.760		13	20.225	123.4	37.535	135.7	12.520			1:10.280	
3	20.499	117.4	37.955	137.7	12.846			1:11.300		14	20.013	125.0	37.426	134.1	12.530			1:09.969	
4	20.054	125.2	37.600	138.3	12.771			1:10.425		15	19.894	126.4	37.409	136.0	12.412			1:09.715	
5	20.212	120.4	37.636	137.4	12.622	121.5		1:10.470		16	20.357	125.2	37.448	135.5	12.626			1:10.431	
6	20.093	121.9	37.528	137.7	12.583	123.5		1:10.204		17	20.357	121.0	37.638	136.9	13.052	120.7		1:11.047	
7	20.041	123.9	37.572	138.5	12.612			1:10.225		18	20.039	121.7	38.317	133.1	12.598	121.5		1:10.954	
8	20.664	123.9	37.599	136.0	13.229			1:11.492		19	20.015	124.1	37.392	134.7	12.539			1:09.946	
9	20.357	123.2	37.219	135.5	12.980	121.3		1:10.556		20	20.274	122.7	37.400	135.2	12.427			1:10.101	
10	19.933	123.6	37.214	135.5	12.472			1:09.619		21	20.287	113.9	37.669	136.0	12.457	120.7		1:10.413	
11	20.643	115.8	38.525	133.9	12.648			1:11.816		22	20.102	122.3	41.721	124.2	14.008			1:15.831	

46 Olivier Huez (B)										March 722									
lap	Sect-1	Speed	Sect-2	Speed	Sect-3	Speed	TopSpeed	laptime	pit	lap	Sect-1	Speed	Sect-2	Speed	Sect-3	Speed	Topspeed	laptime	pit
1				128.0	15.477	103.1		1:32.420		11	23.276	96.0	41.685	125.6	14.718			1:19.679	
2	24.016	100.4	43.059	125.6	13.943	113.5		1:21.018		12	22.698	103.7	40.946	125.4	13.994	113.0		1:17.638	
3	22.680	96.7	43.904	125.2	14.466			1:21.050		13	22.003	105.8	42.027	128.0	13.944			1:17.974	
4	22.605	101.3	41.664	127.8	14.260	113.0		1:18.529		14	22.319	104.5	41.079	129.0	14.049	112.8		1:17.447	
5	22.122	100.9	41.596	121.1	14.083	111.3		1:17.801		15	22.323	107.9	41.255	128.5	13.820	111.5		1:17.398	
6	22.105	104.9	43.535	87.1	16.697			1:22.337		16	23.300	96.5	41.837	125.6	13.909	111.8		1:19.046	
7	23.351	96.9	41.908	120.7	14.435			1:19.694		17	22.021	102.1	41.825	125.9	13.912			1:17.758	
8	23.434	94.6	41.898	125.6	14.139	111.5		1:19.471		18	22.736	97.4	43.491	121.3	14.201	110.2		1:20.428	
9	23.555	102.4	41.020	126.8	13.649	112.8		1:18.224		19	21.958	108.1	41.863	123.5	13.886			1:17.707	
10	22.371	107.9	42.773	127.0	13.719	112.2		1:18.863		20	22.997	106.6	40.243	127.3	13.832			1:17.072	

48 Daniel Gibson (C)										Chevron B42									
lap	Sect-1	Speed	Sect-2	Speed	Sect-3	Speed	TopSpeed	laptime	pit	lap	Sect-1	Speed	Sect-2	Speed	Sect-3	Speed	Topspeed	laptime	pit
1				138.0	12.437	122.9		1:20.210		7	19.600	134.7	35.340	138.3	13.153			1:08.093	
2	19.599	134.7	36.903	139.1	12.472	121.5		1:08.974		8	19.506	135.5	35.714	134.9	12.048	124.0		1:07.268	
3	20.079	116.8	37.328	136.6	12.555			1:09.962		9	19.571	134.9	35.539	136.9	12.356	122.2		1:07.466	
4	19.881	135.7	37.595	137.7	12.312			1:09.788		10	20.314	132.6	36.202	135.7	12.265	121.8		1:08.781	
5	19.805	134.4	35.804	138.0	12.539			1:08.148		11	19.731	134.9	36.048	135.2	12.257	118.1		1:08.036	
6	19.578	136.6	35.364	135.7	12.131	122.9		1:07.073		12									



Session Start: 14:36:38 - Finish: 15:02:42

Weather/Track Conditions: Bright / Dry

Circuit: Donington Park National

Track Length: 3.185 Km - 1.9791 miles

Donington Historic Festival - 28 - 30 Apr 2017

HSCC Historic Formula 2 FIA International Race Series

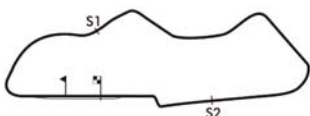
Race 15 - Sector Analysis

50 Paul Bason (A)										March 712									
lap	Sect-1	Speed	Sect-2	Speed	Sect-3	Speed	TopSpeed	laptime	pit	lap	Sect-1	Speed	Sect-2	Speed	Sect-3	Speed	Topspeed	laptime	pit
1				130.5	13.461			1:22.906		12	21.442	107.3	41.287	133.6	13.467			1:16.196	
2	21.356	114.1	41.428	132.5	13.294			1:16.078		13	21.408	115.8	38.700	132.3	13.186			1:13.294	
3	21.292	112.0	39.106	132.5	12.899			1:13.297		14	20.928	121.0	38.167	132.8	13.447			1:12.542	
4	20.949	118.7	38.858	132.0	13.073			1:12.880		15	20.901	116.6	38.142	134.1	12.954			1:11.997	
5	21.146	118.3	38.125	133.1	12.943			1:12.214		16	20.932	118.9	38.471	134.4	13.160			1:12.563	
6	20.664	121.9	38.013	132.5	12.973			1:11.650		17	21.261	116.6	38.712	130.2	14.425	114.7		1:14.398	
7	21.158	121.9	38.257	131.8	12.978			1:12.393		18	20.648	121.0	38.289	134.1	13.742			1:12.679	
8	20.948	119.1	38.472	131.3	12.925	118.3		1:12.345		19	20.773	119.7	38.320	131.3	13.184	116.1		1:12.277	
9	20.861	116.0	38.719	131.8	12.841			1:12.421		20	20.902	120.8	38.567	131.5	13.280	115.9		1:12.749	
10	20.972	116.4	38.568	131.5	12.743			1:12.283		21	20.737	120.1	39.769	133.1	13.224			1:13.730	
11	20.704	117.4	39.803	132.0	13.312	116.9		1:13.819		22	20.875	120.8	38.717	131.8	13.406	115.9		1:12.998	

55 John Lord (C)										Ralt RT1									
lap	Sect-1	Speed	Sect-2	Speed	Sect-3	Speed	TopSpeed	laptime	pit	lap	Sect-1	Speed	Sect-2	Speed	Sect-3	Speed	Topspeed	laptime	pit
1				129.2	15.088			1:34.847		11	22.139	97.4	41.920	132.5	15.267			1:19.326	
2	22.907	95.8	44.387	132.8	14.183			1:21.477		12	22.419	97.4	43.519	130.7	14.297	114.1		1:20.235	
3	22.113	98.7	45.343	129.7	13.920	115.9		1:21.376		13	21.976	100.6	42.219	131.0	14.097	114.3		1:18.292	
4	22.249	93.7	43.049	131.8	13.813	116.3		1:19.111		14	21.666	106.6	42.013	132.0	14.139	114.7		1:17.818	
5	21.802	104.8	41.642	132.0	14.032			1:17.476		15	22.297	101.6	41.239	131.5	14.366			1:17.902	
6	21.629	106.1	43.144	129.2	14.870			1:19.643		16	21.951	100.6	41.959	130.0	14.179	116.3		1:18.089	
7	23.177	92.3	42.685	131.0	15.886	110.9		1:21.748		17	21.939	98.6	42.308	132.5	13.662	116.5		1:17.909	
8	22.273	94.2	42.953	124.7	14.264			1:19.490		18	21.313	107.4	41.350	131.5	13.960	117.1		1:16.623	
9	22.013	102.1	43.908	126.6	14.013			1:19.934		19	21.630	99.6	41.998	131.3	13.337	116.9		1:16.965	
10	21.756	107.4	41.814	131.3	15.713			1:19.283		20	21.382	104.9	40.322	133.1	13.484			1:15.188	

77 Richard Evans (C)										March 742									
lap	Sect-1	Speed	Sect-2	Speed	Sect-3	Speed	TopSpeed	laptime	pit	lap	Sect-1	Speed	Sect-2	Speed	Sect-3	Speed	Topspeed	laptime	pit
1				138.0	12.820			1:19.461		13	19.890	136.3	36.389	139.7	12.314			1:08.593	
2	19.757	133.6	36.452	139.4	12.891	122.9		1:09.100		14	19.754	137.1	36.684	134.7	11.941	123.5		1:08.379	
3	19.716	137.1	37.682	140.0	12.832			1:10.230		15	19.901	124.8	35.532	139.4	12.119	124.5		1:07.552	
4	19.738	134.9	35.560	140.3	11.867			1:07.165		16	19.574	124.1	36.102	139.7	12.028			1:07.704	
5	19.301	137.7	35.539	136.6	11.905	124.5		1:06.745		17	19.331	135.5	35.659	140.3	13.115			1:08.105	
6	19.212	138.8	35.139	139.1	11.857			1:06.208		18	19.211	137.9	36.097	137.7	12.335			1:07.643	
7	19.142	138.5	36.874	134.4	11.871	123.8		1:07.887		19	19.739	136.8	35.477	138.3	13.452	117.7		1:08.668	
8	19.116	136.8	35.658	138.8	11.986	123.3		1:06.760		20	19.560	136.6	35.544	138.8	11.920			1:07.024	
9	19.248	136.6	35.225	138.3	12.412			1:06.885		21	19.281	136.0	35.878	140.3	11.925	122.9		1:07.084	
10	19.571	134.9	35.053	138.3	11.812			1:06.436		22	19.204	136.8	35.279	139.4	12.094			1:06.577	
11	19.328	137.9	35.891	136.9	11.869	122.9		1:07.088		23	19.179	137.7	35.523	138.8	12.201			1:06.903	
12	19.319	137.4	35.035	138.5	12.167			1:06.521		24									

122 Mark Dwyer (C)										March 742									
lap	Sect-1	Speed	Sect-2	Speed	Sect-3	Speed	TopSpeed	laptime	pit	lap	Sect-1	Speed	Sect-2	Speed	Sect-3	Speed	Topspeed	laptime	pit
1				139.1	12.372	126.1		1:18.111		13	19.513	131.3	36.344	138.3	12.419	122.9		1:08.276	
2	19.719	126.2	36.885	139.4	13.605	123.3		1:10.209		14	19.728	128.3	38.328	134.1	12.658	123.1		1:10.714	
3	19.617	135.2	37.793	140.6	12.776	124.5		1:10.186		15	19.885	128.1	38.770	135.5	12.937			1:11.592	
4	20.216	119.9	36.431	140.6	12.517			1:09.164		16	20.219	125.2	37.560	138.0	12.982			1:10.761	
5	19.533	129.5	35.600	140.9	12.642	124.0		1:07.775		17	20.253	128.8	37.575	138.5	12.931			1:10.759	
6	19.209	134.4	35.386	139.4	12.205	123.5		1:06.800		18	19.974	133.3	36.501	137.1	13.238			1:09.713	
7	19.239	133.6	36.119	138.5	12.125			1:07.483		19	19.932	128.5	37.649	136.3	12.788	120.9		1:10.369	
8	19.245	133.9	36.176	136.3	12.408			1:07.829		20	19.895	131.5	37.003	137.7	12.786			1:09.684	
9	19.672	130.8	36.913	135.2	12.592	121.3		1:09.177		21	19.732	133.3	36.802	138.3	12.593	122.4		1:09.127	
10	20.041	128.8	36.003	136.6	12.645	120.9		1:08.689		22	19.731	128.8	37.165	138.3	12.847			1:09.743	
11	19.806	130.0	35.599	137.4	12.215			1:07.620		23	20.279	127.6	36.959	138.3	13.074	114.3		1:10.312	
12	19.538	131.8	35.603	137.4	12.446			1:07.587		24									



Session Start: 14:36:38 - Finish: 15:02:42

Weather/Track Conditions: Bright / Dry

Circuit: Donington Park National

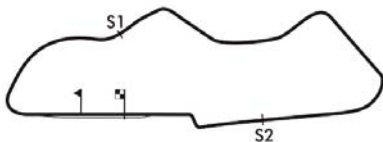
Track Length: 3.185 Km - 1.9791 miles

Donington Historic Festival - 28 - 30 Apr 2017

HSCC Historic Formula 2 FIA International Race Series

Race 15 - Best Sector Times

	SECTOR 1			SECTOR 2			SECTOR 3			IDEAL / BEST LAP COMPARISON					
	NO	TIME	LAP	NO	TIME	LAP	NO	TIME	LAP	NO	NAME	BEST	IN	IDEAL	DIFF
1	77	19.116	8	77	35.035	12	77	11.812	10	77	Richard Evans	1:06.208	6	1:05.963	+0.245
2	122	19.209	6	48	35.340	7	48	12.048	8	122	Mark Dwyer	1:06.800	6	1:06.720	+0.080
3	48	19.506	8	122	35.386	6	122	12.125	7	48	Daniel Gibson	1:07.073	6	1:06.894	+0.179
4	17	19.585	19	9	35.819	14	15	12.233	10	9	Frazer Gibney	1:08.389	14	1:07.946	+0.443
5	9	19.661	4	15	36.592	9	1	12.264	14	17	Mike Bletsoe-Brown	1:08.829	22	1:08.650	+0.179
6	1	19.756	19	1	36.681	13	36	12.312	5	1	Robert Simac	1:08.891	14	1:08.701	+0.190
7	30	19.884	6	17	36.693	22	17	12.372	23	15	Mike Wrigley	1:08.967	9	1:08.823	+0.144
8	39	19.894	15	32	36.900	19	39	12.412	15	39	Martin Bullock	1:09.619	10	1:09.520	+0.099
9	32	19.965	19	30	37.135	9	9	12.466	12	32	Steve Seaman	1:09.810	19	1:09.559	+0.251
10	15	19.998	11	36	37.175	10	22	12.505	9	36	Jeremy Wheatley	1:09.819	10	1:09.632	+0.187
11	36	20.145	8	39	37.214	10	30	12.508	7	22	Alain Lagache	1:10.137	4	1:10.084	+0.053
12	3	20.226	14	22	37.263	4	33	12.566	15	30	Dan Daly	1:10.228	8	1:09.527	+0.701
13	22	20.316	4	3	37.785	22	32	12.694	20	3	Luciano Arnold	1:10.942	19	1:10.737	+0.205
14	8	20.622	20	7	37.790	9	3	12.726	19	7	Peter Alexander	1:11.639	9	1:11.475	+0.164
15	50	20.648	18	33	37.853	6	50	12.743	10	50	Paul Bason	1:11.650	6	1:11.404	+0.246
16	33	20.735	14	50	38.013	6	7	12.850	10	33	Matthew Wrigley	1:11.736	6	1:11.154	+0.582
17	7	20.835	9	8	38.796	19	18	12.933	4	8	Klaus Bergs	1:12.719	21	1:12.412	+0.307
18	18	20.948	4	18	38.909	5	8	12.994	8	18	Gwyn Pollard	1:12.930	4	1:12.790	+0.140
19	55	21.313	18	46	40.243	20	55	13.337	19	55	John Lord	1:15.188	20	1:14.972	+0.216
20	46	21.958	19	55	40.322	20	46	13.649	9	46	Olivier Huez	1:17.072	20	1:15.850	+1.222
21	12	24.560	16	12	46.410	7	12	14.636	9	35	Julian Maynard	1:20.517	11		+
22	35	5:31.337	4	10	57.282	1	35	6:14.959	1	12	Stephen Weller	1:26.541	3	1:25.606	+0.935
23	10			35			10			10	Richard Ellingworth				+



Session Start: 14:36:38 - Finish: 15:02:42

Weather/Track Conditions: Bright / Dry

Circuit: Donington Park National

Track Length: 3.185 Km - 1.9791 miles

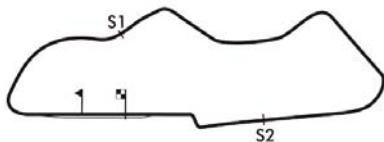


Donington Historic Festival - 28 - 30 Apr 2017

HSCC Historic Formula 2 FIA International Race Series

Race 15 - Best Sector Speeds

	NO	SECTOR 1	MPH	NO	SECTOR 2	MPH	NO	SECTOR 3	MPH
1	77	Richard Evans	138.8	9	Frazer Gibney	141.5	122	Mark Dwyer	126.3
2	48	Daniel Gibson	136.6	17	Mike Bletsoe-Brown	141.2	17	Mike Bletsoe-Brown	125.9
3	122	Mark Dwyer	135.2	122	Mark Dwyer	140.9	77	Richard Evans	125.4
4	9	Frazer Gibney	132.6	77	Richard Evans	140.3	9	Frazer Gibney	125.2
5	15	Mike Wrigley	130.0	1	Robert Simac	139.1	39	Martin Bullock	124.2
6	22	Alain Lagache	130.0	48	Daniel Gibson	139.1	48	Daniel Gibson	124.0
7	30	Dan Daly	129.8	32	Steve Seaman	138.5	32	Steve Seaman	123.3
8	36	Jeremy Wheatley	129.3	39	Martin Bullock	138.5	1	Robert Simac	122.9
9	32	Steve Seaman	128.5	30	Dan Daly	137.7	30	Dan Daly	122.4
10	3	Luciano Arnold	127.8	3	Luciano Arnold	136.9	36	Jeremy Wheatley	122.2
11	17	Mike Bletsoe-Brown	127.8	36	Jeremy Wheatley	136.6	3	Luciano Arnold	121.1
12	1	Robert Simac	126.9	18	Gwyn Pollard	136.0	18	Gwyn Pollard	121.1
13	39	Martin Bullock	126.4	50	Paul Bason	134.4	22	Alain Lagache	120.5
14	33	Matthew Wrigley	123.2	22	Alain Lagache	133.9	50	Paul Bason	119.8
15	8	Klaus Bergs	123.0	8	Klaus Bergs	133.3	15	Mike Wrigley	118.5
16	50	Paul Bason	121.9	15	Mike Wrigley	133.3	8	Klaus Bergs	118.3
17	7	Peter Alexander	118.7	55	John Lord	133.1	7	Peter Alexander	117.3
18	18	Gwyn Pollard	116.6	7	Peter Alexander	131.0	55	John Lord	117.1
19	46	Olivier Huez	108.1	46	Olivier Huez	129.0	33	Matthew Wrigley	115.7
20	55	John Lord	107.4	33	Matthew Wrigley	125.4	46	Olivier Huez	114.5
21	12	Stephen Weller	94.8	12	Stephen Weller	118.3	12	Stephen Weller	106.9
22	35	Julian Maynard	91.3	10	Richard Ellingworth	67.5	10	Richard Ellingworth	0.0
23	10	Richard Ellingworth	79.2	35	Julian Maynard	0.0	35	Julian Maynard	0.0



Session Start: 14:36:38 - Finish: 15:02:42
Weather/Track Conditions: Bright / Dry
Circuit: Donington Park National
Track Length: 3.185 Km - 1.9791 miles



Donington Historic Festival - 28 - 30 Apr 2017

HSCC Historic Formula 2 FIA International Race Series

Race 15 - Lap Chart

Lap 1			Lap 2			Lap 3			Lap 4			Lap 5			Lap 6		
NO	Behind	Laptime	NO	Behind	Laptime	NO	Behind	Laptime	NO	Behind	Laptime	NO	Behind	Laptime	NO	Behind	Laptime
17		1:16.097	17		1:11.364	17		1:10.705	77		1:07.165	77		1:06.745	77		1:06.208
9	0.352	1:16.449	122	0.859	1:10.209	122	0.340	1:10.186	122	1.714	1:09.164	122	2.744	1:07.775	122	3.336	1:06.800
1	1.428	1:17.525	77	1.100	1:09.100	77	0.625	1:10.230	48	2.978	1:09.788	48	4.381	1:08.148	48	5.246	1:07.073
39	1.905	1:18.002	9	1.113	1:12.125	48	0.980	1:09.962	17	4.304	1:12.094	12	1 LAP	1:27.225	17	12.514	1:11.071
122	2.014	1:18.111	1	1.289	1:11.225	9	1.889	1:11.481	1	4.729	1:10.162	17	7.651	1:10.092	1	12.672	1:10.543
3	3.048	1:19.145	48	1.723	1:08.974	1	2.357	1:11.773	9	4.903	1:10.804	1	8.337	1:10.353	39	13.252	1:10.204
77	3.364	1:19.461	39	2.301	1:11.760	39	2.896	1:11.300	39	5.531	1:10.425	39	9.256	1:10.470	22	19.537	1:12.551
48	4.113	1:20.210	3	4.353	1:12.669	3	5.557	1:11.909	22	8.071	1:10.137	9	10.773	1:12.615	36	21.226	1:11.242
22	4.137	1:20.234	22	4.804	1:12.031	22	5.724	1:11.625	3	9.622	1:11.855	22	13.194	1:11.868	3	22.507	1:14.422
7	4.968	1:21.065	7	6.634	1:13.030	7	8.593	1:12.664	36	12.945	1:11.523	3	14.293	1:11.416	30	23.034	1:10.789
33	5.314	1:21.411	33	6.868	1:12.918	36	9.212	1:10.970	7	13.393	1:12.590	36	16.192	1:09.992	7	25.040	1:12.132
50	6.809	1:22.906	36	8.947	1:12.908	33	9.728	1:13.565	30	13.865	1:10.841	30	18.453	1:11.333	33	25.870	1:11.736
36	7.403	1:23.500	30	10.004	1:12.727	30	10.814	1:11.515	33	14.780	1:12.842	7	19.116	1:12.468	12	1 LAP	1:29.752
30	8.641	1:24.738	50	11.523	1:16.078	50	14.115	1:13.297	50	19.205	1:12.880	33	20.342	1:12.307	50	30.116	1:11.650
32	9.764	1:25.861	32	13.004	1:14.604	32	15.389	1:13.090	32	19.779	1:12.180	50	24.674	1:12.214	32	31.063	1:12.142
8	10.259	1:26.356	8	15.417	1:16.522	8	19.837	1:15.125	8	26.363	1:14.316	32	25.129	1:12.095	9	33.992	1:29.427
35	12.835	1:28.932	18	21.696	1:15.471	18	24.514	1:13.523	18	29.654	1:12.930	8	33.868	1:14.250	8	41.162	1:13.502
46	16.323	1:32.420	35	23.662	1:22.191	15	34.862	1:12.982	15	37.810	1:10.738	18	36.038	1:13.129	15	44.772	1:09.988
18	17.589	1:33.686	46	25.977	1:21.018	46	36.322	1:21.050	46	47.061	1:18.529	15	40.992	1:09.927			
55	18.750	1:34.847	55	28.863	1:21.477	55	39.534	1:21.376	55	50.855	1:19.111	46	58.117	1:17.801			
12	20.795	1:36.892	15	32.585	1:13.596	35	51.673	1:38.716				55	1:01.586	1:17.476			
15	30.353	1:46.450	12	36.386	1:26.955	12	52.222	1:26.541									
10	34.538	1:50.635															

Session Start: 14:36:38 - Finish: 15:02:42

Weather/Track Conditions: Bright / Dry

Circuit: Donington Park National

Track Length: 3.185 Km - 1.9791 miles

Donington Historic Festival - 28 - 30 Apr 2017

HSCC Historic Formula 2 FIA International Race Series

Race 15 - Lap Chart

Lap 7			Lap 8			Lap 9			Lap 10			Lap 11			Lap 12		
NO	Behind	Laptime	NO	Behind	Laptime	NO	Behind	Laptime	NO	Behind	Laptime	NO	Behind	Laptime	NO	Behind	Laptime
77		1:07.887	77		1:06.760	77		1:06.885	77		1:06.436	77		1:07.088	77		1:06.521
122	2.932	1:07.483	122	4.001	1:07.829	12	2 LAPS	1:27.461	122	8.546	1:08.689	8	1 LAP	1:14.283	8	1 LAP	1:13.735
18	1 LAP	1:43.046	48	5.960	1:07.268	122	6.293	1:09.177	48	8.886	1:08.781	122	9.078	1:07.620	122	10.144	1:07.587
48	5.452	1:08.093	35	4 LAPS	4:54.742	48	6.541	1:07.466	12	2 LAPS	1:27.945	48	9.834	1:08.036	17	32.169	1:09.797
46	1 LAP	1:22.337	46	1 LAP	1:19.694	17	21.923	1:09.481	17	24.642	1:09.155	17	28.893	1:11.339	1	32.368	1:09.571
55	1 LAP	1:19.643	17	19.327	1:10.984	1	22.521	1:09.472	1	25.328	1:09.243	1	29.318	1:11.078	39	36.049	1:10.666
17	15.103	1:10.476	1	19.934	1:11.297	39	23.993	1:10.556	39	27.176	1:09.619	39	31.904	1:11.816	36	44.456	1:12.321
1	15.397	1:10.612	39	20.322	1:11.492	35	4 LAPS	1:26.001	36	34.927	1:09.819	35	5 LAPS	2:18.388	35	5 LAPS	1:20.888
39	15.590	1:10.225	55	1 LAP	1:21.748	36	31.544	1:10.814	30	38.244	1:11.213	36	38.656	1:10.817	22	49.878	1:12.549
22	22.977	1:11.327	36	27.615	1:10.413	46	1 LAP	1:19.471	22	38.483	1:12.378	30	42.198	1:11.042	30	52.850	1:17.173
36	23.962	1:10.623	22	28.107	1:11.890	22	32.541	1:11.319	46	1 LAP	1:18.224	22	43.850	1:12.455	3	57.156	1:14.392
30	26.616	1:11.469	30	30.084	1:10.228	30	33.467	1:10.268	3	44.294	1:12.605	12	2 LAPS	1:28.910	33	57.897	1:12.879
3	27.408	1:12.788	3	33.148	1:12.500	55	1 LAP	1:19.490	7	45.562	1:12.652	3	49.285	1:12.079	15	1:05.077	1:11.616
7	29.238	1:12.085	7	34.592	1:12.114	3	38.125	1:11.862	33	46.517	1:13.093	7	51.336	1:12.862	32	1:07.154	1:14.766
33	29.719	1:11.736	33	34.977	1:12.018	7	39.346	1:11.639	55	1 LAP	1:19.934	33	51.539	1:12.110	12	2 LAPS	1:27.789
50	34.622	1:12.393	50	40.207	1:12.345	33	39.860	1:11.768	50	51.590	1:12.283	46	1 LAP	1:18.863	50	1:07.996	1:16.196
32	35.613	1:12.437	32	40.891	1:12.038	50	45.743	1:12.421	32	52.918	1:12.724	50	58.321	1:13.819			
15	48.055	1:11.170	15	51.308	1:10.013	32	46.630	1:12.624	15	56.069	1:09.115	32	58.909	1:13.079			
8	48.719	1:15.444	8	55.002	1:13.043	15	53.390	1:08.967	15	59.982	1:11.001	15	59.982	1:11.001			
12	1 LAP	1:28.546				8	1:01.970	1:13.853				55	1 LAP	1:19.283			

Session Start: 14:36:38 - Finish: 15:02:42

Weather/Track Conditions: Bright / Dry

Circuit: Donington Park National

Track Length: 3.185 Km - 1.9791 miles

Donington Historic Festival - 28 - 30 Apr 2017

HSCC Historic Formula 2 FIA International Race Series

Race 15 - Lap Chart

Lap 13			Lap 14			Lap 15			Lap 16			Lap 17			Lap 18		
NO	Behind	Laptime	NO	Behind	Laptime	NO	Behind	Laptime	NO	Behind	Laptime	NO	Behind	Laptime	NO	Behind	Laptime
77		1:08.593	77		1:08.379	77		1:07.552	77		1:07.704	77		1:08.105	77		1:07.643
46	2 LAPS	1:19.679	32	1 LAP	1:11.721	32	1 LAP	1:12.705	3	1 LAP	1:11.765	22	1 LAP	1:13.384	22	1 LAP	1:13.215
7	1 LAP	1:24.433	50	1 LAP	1:13.294	50	1 LAP	1:12.542	15	1 LAP	1:10.444	3	1 LAP	1:11.496	15	1 LAP	1:09.391
55	2 LAPS	1:19.326	35	6 LAPS	1:34.385	30	1 LAP	1:21.322	33	1 LAP	1:13.470	15	1 LAP	1:10.438	3	1 LAP	1:12.226
122	9.827	1:08.276	46	2 LAPS	1:17.638	122	16.202	1:11.592	32	1 LAP	1:10.819	33	1 LAP	1:12.111	12	4 LAPS	1:28.604
8	1 LAP	1:14.015	122	12.162	1:10.714	46	2 LAPS	1:17.974	50	1 LAP	1:11.997	32	1 LAP	1:10.795	33	1 LAP	1:12.306
1	32.780	1:09.005	55	2 LAPS	1:20.235	35	6 LAPS	1:22.586	122	19.259	1:10.761	50	1 LAP	1:12.563	32	1 LAP	1:10.546
17	33.782	1:10.206	12	3 LAPS	1:28.359	55	2 LAPS	1:18.292	30	1 LAP	1:20.385	122	21.913	1:10.759	122	23.983	1:09.713
39	37.736	1:10.280	8	1 LAP	1:13.678	8	1 LAP	1:14.598	46	2 LAPS	1:17.447	30	1 LAP	1:21.094	50	1 LAP	1:14.398
36	46.697	1:10.834	1	33.292	1:08.891	1	35.278	1:09.538	8	1 LAP	1:15.234	46	2 LAPS	1:17.398	1	43.228	1:11.080
22	53.555	1:12.270	17	34.768	1:09.365	17	36.599	1:09.383	55	2 LAPS	1:17.818	1	39.791	1:10.208	17	44.197	1:11.200
3	1:01.935	1:13.372	39	39.326	1:09.969	12	3 LAPS	1:27.066	1	37.688	1:10.114	8	1 LAP	1:13.282	8	1 LAP	1:14.328
33	1:02.444	1:13.140	36	49.088	1:10.770	39	41.489	1:09.715	17	38.880	1:09.985	17	40.640	1:09.865	46	2 LAPS	1:19.046
30	1:04.840	1:20.583	9	7 LAPS	9:15.015	36	52.035	1:10.499	35	6 LAPS	1:29.405	55	2 LAPS	1:17.902	39	50.469	1:10.954
15	1:06.494	1:10.010	22	57.430	1:12.254	9	7 LAPS	1:09.819	39	44.216	1:10.431	39	47.158	1:11.047	30	1 LAP	1:27.845
			3	1:04.588	1:11.032	22	1:02.611	1:12.733	36	54.400	1:10.069	9	7 LAPS	1:09.194	55	2 LAPS	1:18.089
			33	1:06.089	1:12.024				9	7 LAPS	1:09.693	35	6 LAPS	1:20.517	9	7 LAPS	1:10.292
			15	1:07.495	1:09.380				12	3 LAPS	1:26.895	36	58.281	1:11.986	36	1:01.981	1:11.343

Session Start: 14:36:38 - Finish: 15:02:42
Weather/Track Conditions: Bright / Dry
Circuit: Donington Park National
Track Length: 3.185 Km - 1.9791 miles

Donington Historic Festival - 28 - 30 Apr 2017

HSCC Historic Formula 2 FIA International Race Series

Race 15 - Lap Chart

Lap 19			Lap 20			Lap 21			Lap 22			Lap 23		
NO	Behind	Laptime	NO	Behind	Laptime	NO	Behind	Laptime	NO	Behind	Laptime	NO	Behind	Laptime
77		1:08.668	77		1:07.024	77		1:07.084	77		1:06.577	77		1:06.903
35	7 LAPS	1:21.416	30	2 LAPS	1:25.206	36	1 LAP	1:10.402	12	5 LAPS	1:27.054	39	1 LAP	1:15.831
15	1 LAP	1:10.217	15	1 LAP	1:09.934	46	3 LAPS	1:20.428	36	1 LAP	1:11.476	9	8 LAPS	1:09.277
22	1 LAP	1:13.128	22	1 LAP	1:12.370	55	3 LAPS	1:16.623	46	3 LAPS	1:17.707	8	2 LAPS	1:12.719
3	1 LAP	1:11.728	35	7 LAPS	1:21.567	15	1 LAP	1:10.018	15	1 LAP	1:10.327	36	1 LAP	1:14.825
33	1 LAP	1:12.014	3	1 LAP	1:10.942	22	1 LAP	1:11.533	55	3 LAPS	1:16.965	15	1 LAP	1:10.279
32	1 LAP	1:11.976	33	1 LAP	1:12.447	3	1 LAP	1:11.552	22	1 LAP	1:11.641	12	5 LAPS	1:27.246
122	25.684	1:10.369	32	1 LAP	1:09.810	30	2 LAPS	1:22.026	3	1 LAP	1:11.727	46	3 LAPS	1:17.072
50	1 LAP	1:12.679	122	28.344	1:09.684	32	1 LAP	1:10.923	32	1 LAP	1:10.361	55	3 LAPS	1:15.188
12	4 LAPS	1:28.077	50	1 LAP	1:12.277	33	1 LAP	1:13.089	122	33.553	1:09.743	22	1 LAP	1:11.178
1	44.146	1:09.586	1	46.566	1:09.444	122	30.387	1:09.127	33	1 LAP	1:12.895	3	1 LAP	1:11.270
17	45.485	1:09.956	17	47.921	1:09.460	35	7 LAPS	1:26.935	30	2 LAPS	1:25.325	32	1 LAP	1:11.528
8	1 LAP	1:12.908	12	4 LAPS	1:26.635	50	1 LAP	1:12.749	50	1 LAP	1:13.730	122	36.962	1:10.312
39	51.747	1:09.946	39	54.824	1:10.101	1	48.971	1:09.489	35	7 LAPS	1:20.933	33	1 LAP	1:11.778
46	2 LAPS	1:17.758	8	1 LAP	1:12.981	17	49.995	1:09.158	1	51.520	1:09.126	50	1 LAP	1:12.998
9	7 LAPS	1:11.471	9	7 LAPS	1:10.966	39	58.153	1:10.413	17	52.247	1:08.829	1	54.591	1:09.974
36	1:04.387	1:11.074				8	1 LAP	1:13.520				17	54.968	1:09.624
55	2 LAPS	1:17.909				9	7 LAPS	1:08.389				30	2 LAPS	1:25.375
												35	7 LAPS	1:27.741

Session Start: 14:36:38 - Finish: 15:02:42
Weather/Track Conditions: Bright / Dry
Circuit: Donington Park National
Track Length: 3.185 Km - 1.9791 miles

Donington Historic Festival - 28 - 30 Apr 2017

Royal Automobile Club Woodcote Trophy for pre-56 Sports Cars

Race 16 - Classification

Sheet No:

POS	NO	DRIVER/S	CLASS	CLASS POS	CAR MAKE / MODEL	TIME	LAPS	GAP	DIFF	MPH	BEST	ON
1	11	Wakeman-Blakeney-Edwards	W4A	1	Cooper T38	1:01:15.28	42	-- 42 laps		81.41	1:23.318	4
2	2	Friedrichs-Hadfield	W3A	1	Aston Martin DB3S	1:01:37.71	41	-- 41 laps	1:48.390	78.99	1:25.449	32
3	6	Ure-Wigley	W2	1	Cooper Bristol T24/25	1:01:43.84	41	6.138	6.138	78.86	1:26.688	3
4	9	Benjamin Eastick	W4A	2	Jaguar D-Type	1:02:08.77	41	31.061	24.923	78.34	1:26.822	8
5	101	Till Bechtolsheimer	W4	1	Allard J2	1:02:36.37	41	58.668	27.607	77.76	1:26.154	3
6	10	Paul-Bourne	W3A	2	Lotus Mk10	1:00:26.60	40	-- 40 laps		78.58	1:25.143	28
7	3	Hunt-Hall	W4	2	HWM Sports Racing	1:01:42.27	40	1:15.675	1:15.675	76.98	1:27.638	9
8	15	Halusa-Halusa	W3	1	Maserati 300S	1:02:09.70	40	1:43.096	27.421	76.40	1:26.640	29
9	45	Mortimer-Mortimer	W3A	3	Austin-Healey 100M	1:02:20.44	40	1:53.838	10.742	76.19	1:29.407	34
10	85	Stephen Bond	W2	2	Lister Bristol 'Flat Iron'	1:01:43.30	39	-- 39 laps	54.349	75.03	1:30.307	30
11	19	Ben Cussons	W4A	3	Jaguar C-Type	1:02:02.85	39	19.551	19.551	74.63	1:30.432	27
12	17	Melling-Hall	W3	2	Aston Martin DB3	1:02:11.88	39	28.581	9.030	74.45	1:30.248	26
13	27	Corfield-Blakeney-Edwards	W2	3	Frazer Nash Le Mans	1:02:20.23	39	36.930	8.349	74.28	1:31.358	36
14	14	Brown-Brown	W4	3	Jaguar C-Type	1:02:20.96	39	37.663	0.733	74.27	1:31.206	27
15	44	Thorne-Bennett-Baggs	W3A	4	Austin-Healey 100/4	1:02:41.77	39	58.473	20.810	73.86	1:30.843	4
16	25	Nick Ruddell	W3	3	Aston Martin DB2/4 Mk1	1:01:41.75	38	-- 38 laps	34.730	73.14	1:32.835	29
17	33	Phillips-Phillips	W2	4	Cooper Bristol	1:01:42.59	38	0.843	0.843	73.12	1:32.410	10
18	76	Knight-Harris	W3A	5	Austin-Healey 100	1:01:53.72	38	11.971	11.128	72.90	1:31.427	12
19	37	Stanton-Piercy	W2	5	Tojeiro Sport	1:02:17.80	38	36.050	24.079	72.43	1:31.546	25
20	7	Reed-Stamm	W3	4	Aston Martin DB2/4 Mk1	1:02:27.35	38	45.603	9.553	72.25	1:30.811	5
21	61	Wilson-Brazell	W4	4	Talbot Lago T26	1:02:46.37	38	1:04.625	19.022	71.88	1:33.202	16
22	23	Nutthall-Wood	W4	5	RGS Atalanta	1:02:40.37	37	-- 37 laps	1:31.300	70.10	1:24.899	4
23	34	Harrison-Watts	W2	6	Cooper Bristol T25	1:01:44.52	36	-- 36 laps	43.958	69.23	1:28.572	9
24	21	Nigel Batchelor	W1	1	Cooper T21	1:01:23.68	35	-- 35 laps	1:07.859	67.69	1:39.867	29
25	99	João Mira-Gomes	W4	6	Jaguar XK140 FHC	1:01:33.54	34	-- 34 laps	1:49.987	65.58	1:43.379	2
26	58	Minshaw-Willis	W3A	6	Austin-Healey 100 Le	52:18.924	32	-- 32 laps		72.63	1:30.696	12
27	5	Gary Pearson	W4A	4	Jaguar D-Type	23:00.143	16	-- 16 laps		82.59	1:23.369	2
28	98	Nick Matthews	W3A	7	Austin-Healey 100/4	25:26.427	15	-- 15 laps	4:12.078	70.01	1:30.406	7
29	22	Karsten Le Blanc	W3A	8	Austin-Healey 100S	13:47.925	9	-- 9 laps --	1.450	77.45	1:29.992	7

----- FASTEST LAP SUMMARY -----

NO	DRIVER/S	CLASS	CAR MAKE / MODEL	FASTEST LAP	ON	MPH
11	Wakeman-Blakeney-Edwards	W4A	Cooper T38	1:23.318	4	85.51
23	Nutthall-Wood	W4	RGS Atalanta	1:24.899	4	83.92
10	Paul-Bourne	W3A	Lotus Mk10	1:25.143	28	83.68
15	Halusa-Halusa	W3	Maserati 300S	1:26.640	29	82.23
6	Ure-Wigley	W2	Cooper Bristol T24/25	1:26.688	3	82.19
21	Nigel Batchelor	W1	Cooper T21	1:39.867	29	71.34

CAR 54 - NON STARTER

Session Start: 15:12:51 - Finish: 16:14:07

Weather/Track Conditions: Cloud / Dry

Circuit: Donington Park National

Track Length: 3.185 Km - 1.9791 miles

These results are provisional until the conclusion of any judicial and technical matters.

Clerk of the Course: <div style="text-align: right;">Julian Floyd</div>	Timekeeper: <div style="text-align: right;">Nick Palmer</div>	Issued at:
--	--	------------



Printed : 30-04-2017 - 16:16

Donington Historic Festival - 28 - 30 Apr 2017

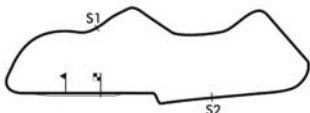
Royal Automobile Club Woodcote Trophy for pre-56 Sports Cars

Race 16 - Sector Analysis

2 Friedrichs-Hadfield (W3A)										Aston Martin DB3S									
lap	Sect-1	Speed	Sect-2	Speed	Sect-3	Speed	TopSpeed	laptime	pit	lap	Sect-1	Speed	Sect-2	Speed	Sect-3	Speed	Topspeed	laptime	pit
1		87.9	50.416	111.5	16.765			1:37.367		22	24.727	105.9	46.139	113.4	15.503	99.6		1:26.369	
2	26.467	86.3	49.010	110.4	16.449	97.0		1:31.926		23	24.647	104.1	47.688	115.5	15.096			1:27.431	
3	26.890	83.9	50.052	112.2	16.523	97.2		1:33.465		24	24.508	103.2	45.604	114.3	15.344	98.7		1:25.456	
4	26.414	86.3	48.043	111.5	16.230	97.4		1:30.687		25	24.686	101.5	45.767	116.1	16.103	97.7		1:26.556	
5	26.316	86.5	47.963	112.2	16.352			1:30.631		26	24.614	106.4	46.368	115.5	15.198			1:26.180	
6	26.150	86.0	47.697	112.2	16.158	97.4		1:30.005		27	24.569	102.6	45.724	115.5	15.245	99.9		1:25.538	
7	25.778	91.8	47.883	109.7	16.187	98.3		1:29.848		28	24.564	106.6	45.707	116.7	15.256			1:25.527	
8	26.215	86.6	49.620	112.0	16.623			1:32.458		29	24.665	97.3	46.041	116.9	16.652			1:27.358	
9	26.237	85.8	48.039	109.8	16.730	95.4		1:31.006		30	24.843	103.2	45.922	115.7	15.280			1:26.045	
10	25.896	87.3	47.819	108.6	16.438			1:30.153		31	24.474	104.6	46.027	115.9	15.703	100.8		1:26.204	
11	26.624	85.6	48.617	113.7	16.342			1:31.583		32	24.684	105.6	45.579	115.5	15.186	100.6		1:25.449	
12	26.051	85.8	49.676	111.3	16.413			1:32.140		33	24.400	102.1	45.749	115.7	15.401	100.0		1:25.550	
13	26.010	89.5	48.582	107.9	17.321			1:31.913		34	24.887	92.8	47.130	115.9	15.515	101.7		1:27.532	
14	26.351	86.5	47.768	113.5	In			1:34.036	P	35	24.465	104.8	45.804	116.5	15.758			1:26.027	
15	Out	97.7	45.606	116.1	15.763			2:45.113	P	36	24.926	93.4	45.903	115.9	15.526			1:26.355	
16	25.176	101.8	45.841	115.5	15.375			1:26.392		37	24.496	97.4	47.065	105.2	15.937			1:27.498	
17	24.786	102.9	45.478	115.7	15.693	101.3		1:25.957		38	24.474	102.1	46.053	116.3	15.314	101.9		1:25.841	
18	24.888	98.4	45.966	115.3	15.332	100.8		1:26.186		39	24.517	103.8	45.924	116.1	15.390	101.3		1:25.831	
19	24.460	100.0	45.572	116.1	15.499	100.6		1:25.531		40	25.251	91.6	46.895	116.1	15.295	101.3		1:27.441	
20	24.760	101.3	45.892	115.9	16.506			1:27.158		41	24.897	97.1	47.101	115.1	15.526	94.0		1:27.524	
21	24.877	99.1	46.106	116.5	15.460	99.8		1:26.443		42									

3 Hunt-Hall (W4)										HWM Sports Racing									
lap	Sect-1	Speed	Sect-2	Speed	Sect-3	Speed	TopSpeed	laptime	pit	lap	Sect-1	Speed	Sect-2	Speed	Sect-3	Speed	Topspeed	laptime	pit
1		79.0	50.693	115.7	17.209	95.4		1:40.357		21	26.469	94.8	47.225	111.3	16.487			1:30.181	
2	25.925	93.4	47.361	115.9	16.737	99.9		1:30.023		22	26.152	92.1	48.778	108.1	16.945	98.3		1:31.875	
3	26.738	81.2	49.234	109.3	16.592	100.3		1:32.564		23	25.910	90.8	47.139	105.5	In			1:33.612	P
4	25.496	88.9	46.691	116.5	16.092	99.6		1:28.279		24	Out	85.3	49.128	108.1	16.661	100.9		3:01.034	P
5	25.163	90.4	46.664	115.3	16.066	100.3		1:27.893		25	26.192	89.1	48.418	112.2	16.590			1:31.200	
6	25.339	91.3	46.925	116.1	16.435	99.8		1:28.699		26	26.645	87.0	47.719	115.3	16.598	99.2		1:30.962	
7	25.547	87.6	46.379	114.5	16.199	100.2		1:28.125		27	25.836	90.8	47.281	117.1	16.467			1:29.584	
8	24.960	94.8	47.129	112.8	16.434	98.4		1:28.523		28	29.337	85.2	48.081	114.7	16.727			1:34.145	
9	25.496	90.7	46.451	116.9	15.691			1:27.638		29	26.299	89.5	48.203	108.3	16.684			1:31.186	
10	25.373	94.2	47.360	116.1	15.848			1:28.581		30	25.657	88.7	47.238	116.7	16.034			1:28.929	
11	26.087	84.1	46.795	116.7	16.043	100.0		1:28.925		31	25.781	91.0	47.546	114.9	16.155	102.8		1:29.482	
12	31.067	85.2	47.749	115.7	15.961			1:34.777		32	25.938	94.4	46.768	112.4	16.136	103.1		1:28.842	
13	25.648	88.8	46.889	113.5	16.448			1:28.985		33	25.491	92.8	47.694	116.3	16.089			1:29.274	
14	25.603	89.5	47.922	114.9	16.502	99.0		1:30.027		34	25.588	92.6	47.792	114.7	16.207	100.5		1:29.587	
15	25.409	91.5	47.591	111.1	16.946	97.4		1:29.946		35	25.520	91.0	48.074	115.7	16.417	99.8		1:30.011	
16	26.257	89.8	48.633	114.9	16.714			1:31.604		36	25.647	91.3	48.847	115.9	15.991			1:30.485	
17	25.604	90.9	46.850	110.9	16.840			1:29.294		37	25.514	89.5	47.800	117.7	16.224			1:29.538	
18	25.905	87.7	46.791	111.1	17.004			1:29.700		38	25.567	91.3	47.522	116.9	15.994			1:29.083	
19	26.884	90.4	47.657	114.5	16.137	98.6		1:30.678		39	25.930	89.6	48.060	119.6	15.944			1:29.934	
20	25.482	93.5	46.566	117.1	16.184	96.9		1:28.232		40	25.902	89.2	47.478	116.7	17.105	98.6		1:30.485	

5 Gary Pearson (W4A)										Jaguar D-Type									
lap	Sect-1	Speed	Sect-2	Speed	Sect-3	Speed	TopSpeed	laptime	pit	lap	Sect-1	Speed	Sect-2	Speed	Sect-3	Speed	Topspeed	laptime	pit
1		97.3	45.690	118.8	14.990	105.5		1:26.435		9	24.415	93.3	45.235	117.3	15.074			1:24.724	
2	23.848	100.9	44.678	118.8	14.843			1:23.369		10	23.977	96.5	46.102	117.7	15.134			1:25.213	
3	24.076	101.6	44.669	119.8	14.781	105.4		1:23.526		11	25.413	97.0	46.355	116.7	15.115	103.4		1:26.883	
4	23.983	101.0	44.821	119.8	14.837			1:23.641		12	24.102	100.9	45.620	116.5	15.150			1:24.872	
5	23.897	100.0	44.949	119.2	14.902	103.7		1:23.748		13	24.276	97.4	46.399	116.5	15.193			1:25.868	
6	23.901	100.3	44.729	118.8	14.834			1:23.464		14	24.426	95.8	46.523	116.5	15.365			1:26.314	
7	24.193	100.2	44.885	117.5	17.232	100.3		1:26.310		15	24.158	98.3	45.455	115.7	15.144			1:24.757	
8	24.986	94.4	45.275	119.0	14.964			1:25.225		16	25.593	81.7	55.864	88.8	In			1:45.794	P



Session Start: 15:12:51 - Finish: 16:14:07

Weather/Track Conditions: Cloud / Dry

Circuit: Donington Park National

Track Length: 3.185 Km - 1.9791 miles

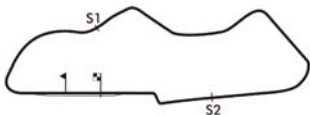
Donington Historic Festival - 28 - 30 Apr 2017

Royal Automobile Club Woodcote Trophy for pre-56 Sports Cars

Race 16 - Sector Analysis

6 Ure-Wigley (W2)										Cooper Bristol T24/25									
lap	Sect-1	Speed	Sect-2	Speed	Sect-3	Speed	TopSpeed	laptime	pit	lap	Sect-1	Speed	Sect-2	Speed	Sect-3	Speed	Topspeed	laptime	pit
1		82.7	47.949	110.7	15.722			1:32.019		22		89.1	47.407	110.6	15.810			2:57.540	P
2	25.895	88.4	47.419	109.8	16.222	98.6		1:29.536		23	25.201	94.1	46.988	111.7	16.737	96.1		1:28.926	
3	25.095	101.2	46.374	110.7	15.219	99.5		1:26.688		24	25.289	99.3	46.731	112.0	15.646	97.7		1:27.666	
4	24.913	103.8	46.863	110.0	16.258			1:28.034		25	25.134	95.0	47.422	112.6	15.564			1:28.120	
5	25.417	91.6	46.676	113.7	16.902	95.4		1:28.995		26	25.210	96.7	47.914	112.4	15.640	97.7		1:28.764	
6	25.744	99.6	46.172	111.8	16.217	98.7		1:28.133		27	25.223	96.7	46.684	113.2	16.098	95.4		1:28.005	
7	25.149	99.6	47.537	108.8	15.317			1:28.003		28	25.240	99.3	46.873	113.4	16.593	97.6		1:28.706	
8	24.933	105.4	46.185	111.5	15.719			1:26.837		29	25.584	92.5	46.074	113.9	15.720			1:27.378	
9	24.885	104.5	46.424	110.7	15.632			1:26.941		30	25.225	97.4	46.570	111.5	15.910	98.7		1:27.705	
10	24.830	107.1	46.930	111.5	15.583	98.0		1:27.343		31	25.595	86.8	47.019	113.4	15.703			1:28.317	
11	25.306	86.2	48.485	112.4	15.618	97.9		1:29.409		32	25.172	100.4	46.443	112.8	15.657	97.0		1:27.272	
12	24.964	96.3	46.883	111.7	16.047			1:27.894		33	25.182	95.2	47.331	112.0	16.203			1:28.716	
13	25.408	95.2	46.707	110.6	15.716	98.9		1:27.831		34	24.848	101.2	46.301	111.3	15.611	98.2		1:26.760	
14	24.895	102.6	46.937	110.9	15.560			1:27.392		35	25.105	98.6	46.748	111.1	15.433			1:27.286	
15	24.852	103.2	47.185	110.0	15.980	97.3		1:28.017		36	25.230	97.3	47.056	109.0	16.003	98.2		1:28.289	
16	24.664	106.4	47.185	112.0	15.624			1:27.473		37	25.094	99.4	47.288	111.1	15.878	99.5		1:28.260	
17	24.785	99.0	47.098	106.7	16.696			1:28.579		38	25.373	100.6	47.413	113.2	15.695	96.9		1:28.481	
18	25.053	107.1	46.042	111.5	16.513			1:27.608		39	25.109	99.3	46.411	113.0	15.455	98.0		1:26.975	
19	25.484	91.8	47.044	111.1	15.810			1:28.338		40	25.086	101.0	46.214	112.8	18.121	95.2		1:29.421	
20	25.287	103.3	47.846	110.0	15.365			1:28.498		41	25.315	100.4	46.653	111.8	16.021			1:27.989	
21	24.705	106.4	46.523	110.4	In			1:29.704	P	42									

7 Reed-Stamm (W3)										Aston Martin DB2/4 Mk1 Bertone Competition Spider									
lap	Sect-1	Speed	Sect-2	Speed	Sect-3	Speed	TopSpeed	laptime	pit	lap	Sect-1	Speed	Sect-2	Speed	Sect-3	Speed	Topspeed	laptime	pit
1		84.5	53.084	107.6	17.576			1:46.526		20	Out	79.6	53.520	97.0	31.280			3:11.932	P
2	27.489	79.3	51.977	110.2	17.188	93.6		1:36.654		21	28.206	80.9	52.307	101.1	17.565	91.6		1:38.078	
3	27.524	86.3	49.224	110.7	17.003			1:33.751		22	27.743	82.9	52.775	98.3	17.957	91.1		1:38.475	
4	26.385	96.2	50.135	110.7	16.604			1:33.124		23	28.296	81.2	52.273	102.6	17.463			1:38.032	
5	26.583	93.9	47.897	109.7	16.331	95.6		1:30.811		24	28.776	78.2	52.339	100.9	17.371	92.2		1:38.486	
6	26.382	96.9	48.450	109.0	16.596			1:31.428		25	27.964	78.3	51.392	97.6	17.461	94.7		1:36.817	
7	26.536	96.9	48.550	108.8	16.529	95.6		1:31.615		26	28.899	67.3	53.679	104.7	19.348	90.1		1:41.926	
8	26.532	94.8	48.750	108.8	16.641			1:31.923		27	28.381	77.3	52.780	109.0	17.110			1:38.271	
9	26.527	94.4	50.082	109.7	16.439	93.9		1:33.048		28	35.865	81.9	50.973	97.7	17.668	90.7		1:44.506	
10	27.875	82.7	48.941	109.7	16.396			1:33.212		29	27.065	82.2	52.697	92.9	18.856	92.9		1:38.618	
11	26.495	92.4	49.297	109.1	16.294	95.4		1:32.086		30	28.185	76.6	52.978	94.4	17.882	94.2		1:39.045	
12	26.909	98.7	48.099	106.4	16.894	96.3		1:31.902		31	28.595	79.3	53.341	93.0	17.849			1:39.785	
13	26.574	93.4	48.525	106.7	16.445			1:31.544		32	27.858	82.5	53.537	99.0	17.916	90.7		1:39.311	
14	26.385	96.3	48.680	107.6	16.395			1:31.460		33	28.313	78.3	51.624	100.0	17.464			1:37.401	
15	26.279	95.6	48.570	106.9	16.810			1:31.659		34	27.717	83.0	52.878	103.9	17.109			1:37.704	
16	26.664	98.8	48.493	109.3	16.364			1:31.521		35	28.353	86.1	51.366	102.2	17.551	95.0		1:37.270	
17	26.429	95.1	49.827	107.0	17.099	95.5		1:33.355		36	27.765	89.4	51.329	103.3	17.656	93.3		1:36.750	
18	27.164	90.7	51.242	108.3	16.650			1:35.056		37	27.489	82.3	53.203	104.6	18.754	88.5		1:39.446	
19	26.746	92.3	49.945	109.1	In			1:37.047	P	38	27.844	82.4	51.728	104.7	18.207	88.6		1:37.779	



Session Start: 15:12:51 - Finish: 16:14:07

Weather/Track Conditions: Cloud / Dry

Circuit: Donington Park National

Track Length: 3.185 Km - 1.9791 miles

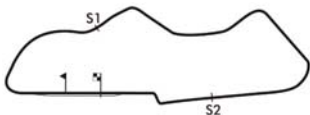
Donington Historic Festival - 28 - 30 Apr 2017

Royal Automobile Club Woodcote Trophy for pre-56 Sports Cars

Race 16 - Sector Analysis

9 Benjamin Eastick (W4A)										Jaguar D-Type									
lap	Sect-1	Speed	Sect-2	Speed	Sect-3	Speed	TopSpeed	laptime	pit	lap	Sect-1	Speed	Sect-2	Speed	Sect-3	Speed	Topspeed	laptime	pit
1		82.7	47.725	119.0	16.156			1:31.890		22	25.376	98.8	47.105	117.7	15.870			1:28.351	
2	26.137	82.3	47.489	109.7	16.825	102.0		1:30.451		23	25.203	97.3	46.597	119.8	15.715			1:27.515	
3	25.263	93.7	46.292	120.7	15.675	102.6		1:27.230		24	24.869	99.1	47.429	119.6	17.018			1:29.316	
4	25.011	94.8	46.206	120.5	16.136			1:27.353		25	25.248	96.5	47.262	120.5	16.127	100.2		1:28.637	
5	25.139	93.3	46.689	120.2	16.477	102.2		1:28.305		26	25.349	93.2	46.854	121.3	15.655			1:27.858	
6	25.102	96.5	46.141	122.0	16.524	100.8		1:27.767		27	25.401	98.3	46.733	120.9	15.765			1:27.899	
7	25.068	98.8	46.676	122.0	15.845	101.3		1:27.589		28	25.353	88.5	47.236	117.9	17.266	101.9		1:29.855	
8	24.940	98.4	46.275	121.8	15.607	103.0		1:26.822		29	25.968	92.5	47.020	122.0	16.422			1:29.410	
9	25.180	97.6	46.272	120.7	15.685	101.1		1:27.137		30	25.339	97.4	46.613	117.1	15.967			1:27.919	
10	24.929	99.4	46.678	120.5	15.617			1:27.224		31	25.496	97.1	47.426	119.2	15.803	100.9		1:28.725	
11	25.513	84.2	48.429	120.0	15.952	100.3		1:29.894		32	25.191	97.8	47.273	120.5	16.070	101.1		1:28.534	
12	24.933	96.2	46.725	120.0	16.268			1:27.926		33	25.180	98.3	46.815	120.7	15.803			1:27.798	
13	25.436	96.9	46.376	120.5	15.730	100.6		1:27.542		34	25.349	94.2	47.985	119.2	15.978	101.7		1:29.312	
14	25.122	99.0	46.580	120.0	15.623			1:27.325		35	25.504	93.4	47.981	118.5	18.350			1:31.835	
15	24.945	100.2	46.957	120.2	16.029			1:27.931		36	25.735	96.7	47.154	103.4	17.019	101.7		1:29.908	
16	24.885	99.1	47.165	120.0	15.682	102.2		1:27.732		37	25.347	97.1	47.224	119.0	16.195	102.2		1:28.766	
17	24.976	99.6	47.486	120.7	17.363			1:29.825		38	25.267	98.6	47.759	119.0	16.280			1:29.306	
18	25.173	99.9	47.486	119.6	15.763			1:28.422		39	25.366	98.1	47.335	118.8	16.054	101.9		1:28.755	
19	25.007	96.7	47.346	120.9	15.901	101.7		1:28.254		40	25.183	96.6	47.213	118.8	15.909	101.4		1:28.305	
20	25.778	91.3	47.308	120.0	In			1:34.802	P	41	35.910	89.1	47.719	118.5	15.942			1:39.571	
21	Out	93.0	48.031	117.9	15.847			2:49.775	P	42									

10 Paul-Bourne (W3A)										Lotus Mk10									
lap	Sect-1	Speed	Sect-2	Speed	Sect-3	Speed	TopSpeed	laptime	pit	lap	Sect-1	Speed	Sect-2	Speed	Sect-3	Speed	Topspeed	laptime	pit
1		87.9	47.867	111.3	16.383	94.4		1:31.737		21	24.953	94.2	46.102	112.8	15.556	97.3		1:26.611	
2	25.906	90.0	47.506	110.4	17.308			1:30.720		22	25.180	98.1	46.023	111.3	15.649			1:26.852	
3	48.029	83.2	47.624	112.4	15.649	96.1		1:51.302		23	24.756	101.2	47.904	113.4	15.333			1:27.993	
4	25.647	92.4	48.470	111.5	16.166			1:30.283		24	24.837	99.3	46.883	112.8	15.150			1:26.870	
5	25.674	91.6	48.490	112.8	15.957	96.1		1:30.121		25	24.639	101.5	45.851	113.2	15.168	98.7		1:25.658	
6	25.741	89.7	47.040	112.8	15.849			1:28.630		26	24.692	100.3	46.355	113.5	15.218	97.9		1:26.265	
7	25.909	91.2	47.600	111.8	15.596	97.6		1:29.105		27	25.039	99.1	45.603	113.7	15.173			1:25.815	
8	25.531	90.3	47.076	111.7	16.865	95.1		1:29.472		28	24.673	103.0	45.168	114.5	15.302			1:25.143	
9	25.593	89.4	47.722	111.7	15.742	97.0		1:29.057		29	25.111	97.3	45.421	114.7	16.545	96.5		1:27.077	
10	25.904	90.2	47.040	112.0	15.562			1:28.506		30	25.223	100.9	45.514	113.9	15.132	98.7		1:25.869	
11	25.761	87.4	48.574	112.8	16.360			1:30.695		31	24.703	98.7	45.369	114.3	15.576	98.3		1:25.648	
12	25.907	85.1	48.041	112.4	16.470	95.9		1:30.418		32	25.431	86.4	46.306	113.2	15.248			1:26.985	
13	25.862	90.4	47.426	111.5	In			1:35.087	P	33	24.817	99.4	45.829	113.0	15.091			1:25.737	
14	Out	92.4	47.187	110.9	15.717	94.7		2:49.881	P	34	24.720	98.3	46.415	113.7	15.652			1:26.787	
15	25.309	93.4	45.948	112.4	15.290			1:26.547		35	24.980	101.2	45.346	113.5	15.128	99.3		1:25.454	
16	24.702	99.3	46.251	112.8	15.616	97.3		1:26.569		36	25.081	100.4	46.291	108.4	15.386	99.3		1:26.758	
17	24.669	97.0	45.516	113.5	16.041	99.2		1:26.226		37	24.525	100.0	46.170	107.6	16.104			1:26.799	
18	25.021	98.6	45.633	113.0	15.304	98.6		1:25.958		38	25.204	92.0	47.339	115.7	15.471	98.9		1:28.014	
19	24.716	95.8	45.706	112.4	15.390			1:25.812		39	24.490	103.0	45.640	113.9	15.226			1:25.356	
20	24.654	97.4	46.037	112.6	16.438	97.9		1:27.129		40	24.610	102.0	47.248	91.5	In			1:41.658	P



Session Start: 15:12:51 - Finish: 16:14:07

Weather/Track Conditions: Cloud / Dry

Circuit: Donington Park National

Track Length: 3.185 Km - 1.9791 miles

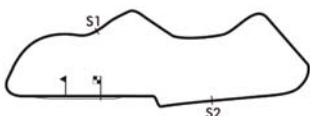
Donington Historic Festival - 28 - 30 Apr 2017

Royal Automobile Club Woodcote Trophy for pre-56 Sports Cars

Race 16 - Sector Analysis

11 Wakeman-Blakeney-Edwards (W4A)										Cooper T38									
lap	Sect-1	Speed	Sect-2	Speed	Sect-3	Speed	TopSpeed	laptime	pit	lap	Sect-1	Speed	Sect-2	Speed	Sect-3	Speed	Topspeed	laptime	pit
1		100.0	46.496	120.7	14.869	106.5		1:26.794		22	24.527	94.1	45.615	119.8	15.448	104.1		1:25.590	
2	23.976	98.1	44.760	121.3	14.855		1:23.591			23	24.892	95.2	46.607	116.9	In			1:31.554	P
3	23.875	97.4	44.728	122.6	14.933	106.0		1:23.536		24	Out	99.4	46.435	121.5	15.728	102.0		2:43.365	P
4	24.126	97.6	44.381	122.0	14.811		1:23.318			25	24.359	99.9	46.072	121.1	15.930			1:26.361	
5	24.022	97.1	45.200	120.7	14.878		1:24.100			26	24.763	86.3	46.187	120.9	15.457	103.7		1:26.407	
6	23.924	98.3	44.688	122.0	14.915		1:23.527			27	24.602	99.9	45.462	120.5	15.452			1:25.516	
7	24.076	97.7	44.419	122.6	17.125	101.6		1:25.620		28	24.521	102.3	45.780	116.7	15.907	100.6		1:26.208	
8	24.671	93.2	44.357	121.3	14.930		1:23.958			29	25.377	78.5	48.108	120.2	15.489	102.8		1:28.974	
9	23.943	97.7	44.904	121.1	15.006	104.7		1:23.853		30	24.719	103.3	44.742	123.8	15.384	104.2		1:24.845	
10	24.224	92.0	45.326	120.9	15.467		1:25.017			31	24.631	102.1	45.836	118.8	16.021			1:26.488	
11	25.158	89.1	46.713	119.6	14.831	104.7		1:26.702		32	24.526	101.0	45.618	121.5	15.650	102.2		1:25.794	
12	24.269	99.7	45.128	121.3	14.937		1:24.334			33	24.454	104.9	45.925	117.3	15.671	105.0		1:26.050	
13	23.917	99.6	45.198	119.4	15.557		1:24.672			34	24.398	100.2	45.534	122.0	15.832	101.9		1:25.764	
14	24.400	96.9	45.457	120.2	14.887	104.9		1:24.744		35	24.512	105.4	45.507	119.4	15.756			1:25.775	
15	24.483	94.8	44.585	120.7	15.268		1:24.336			36	24.867	93.9	47.428	117.7	15.732	100.8		1:28.027	
16	24.478	99.0	44.922	120.9	15.762		1:25.162			37	24.571	100.7	45.608	119.4	15.664			1:25.843	
17	24.846	89.4	45.163	121.8	15.301	104.6		1:25.310		38	24.925	92.8	46.071	120.7	15.843	101.6		1:26.839	
18	24.487	94.8	45.455	116.9	15.181		1:25.123			39	24.533	100.9	46.485	120.0	15.936	102.2		1:26.954	
19	24.440	94.1	45.212	120.2	15.114		1:24.766			40	24.976	93.8	47.445	119.2	15.785	101.7		1:28.206	
20	24.569	97.1	45.192	120.7	15.259		1:25.020			41	24.921	101.2	45.789	121.3	15.614	104.2		1:26.324	
21	24.659	95.8	45.084	121.5	15.210	102.8		1:24.953		42	24.770	101.0	45.745	122.4	15.454			1:25.969	

14 Brown-Brown (W4)										Jaguar C-Type									
lap	Sect-1	Speed	Sect-2	Speed	Sect-3	Speed	TopSpeed	laptime	pit	lap	Sect-1	Speed	Sect-2	Speed	Sect-3	Speed	Topspeed	laptime	pit
1		75.0	53.213	103.7	17.215	92.1		1:44.384		21	26.446	91.3	48.832	107.9	16.805			1:32.083	
2	28.096	85.1	49.743	108.1	17.033	92.7		1:34.872		22	26.402	83.4	48.610	106.7	16.742			1:31.754	
3	27.845	84.8	51.568	105.0	17.082	93.3		1:36.495		23	26.441	90.8	48.694	108.4	16.278	97.2		1:31.413	
4	26.677	90.1	50.756	108.6	28.017	90.7		1:45.450		24	27.123	86.6	49.124	107.2	16.382			1:32.629	
5	27.170	90.2	49.517	108.6	17.011		1:33.698			25	26.627	93.4	48.833	108.1	16.539			1:31.999	
6	26.778	90.3	51.320	105.7	18.248	93.0		1:36.346		26	26.281	94.7	48.579	108.6	16.646			1:31.506	
7	27.004	89.0	49.102	108.1	16.761		1:32.867			27	26.283	92.5	48.201	108.4	16.722			1:31.206	
8	27.098	92.5	50.185	107.0	16.774		1:34.057			28	26.314	93.5	48.776	107.6	16.760	95.2		1:31.850	
9	26.965	92.4	49.433	106.2	16.945		1:33.343			29	26.084	93.9	49.731	107.9	16.489	94.8		1:32.304	
10	26.839	86.7	49.393	105.5	17.054		1:33.286			30	26.575	92.8	49.328	107.4	16.873			1:32.776	
11	26.826	85.6	50.072	105.4	16.770		1:33.668			31	27.115	86.7	49.619	107.4	16.892	95.4		1:33.626	
12	28.372	82.0	50.947	108.4	17.695	87.9		1:37.014		32	26.864	92.3	49.122	109.8	16.436	94.6		1:32.422	
13	26.904	94.3	49.326	105.9	16.835	94.4		1:33.065		33	26.158	90.8	48.437	105.5	17.010			1:31.605	
14	26.940	85.6	50.736	106.7	16.939		1:34.615			34	26.293	93.2	48.750	104.4	17.116	96.6		1:32.159	
15	26.792	87.4	49.068	107.4	16.818	92.9		1:32.678		35	27.390	84.5	49.726	107.7	16.585	96.5		1:33.701	
16	26.974	89.5	50.811	102.2	17.122		1:34.907			36	26.335	94.6	48.362	108.4	16.568			1:31.265	
17	26.846	82.8	49.285	107.4	17.565		1:33.696			37	26.205	90.8	49.208	109.0	16.801	94.3		1:32.214	
18	27.239	84.1	49.321	107.6	18.220		1:34.780			38	27.307	93.9	48.773	106.9	17.357	93.1		1:33.437	
19	26.823	90.4	48.976	107.6	In		1:37.718	P		39	26.810	95.4	48.478	109.1	16.499			1:31.787	
20	Out	87.2	49.698	105.4	16.888	94.8		2:52.290	P	40									



Session Start: 15:12:51 - Finish: 16:14:07

Weather/Track Conditions: Cloud / Dry

Circuit: Donington Park National

Track Length: 3.185 Km - 1.9791 miles

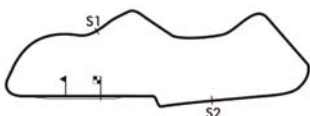
Donington Historic Festival - 28 - 30 Apr 2017

Royal Automobile Club Woodcote Trophy for pre-56 Sports Cars

Race 16 - Sector Analysis

15 Halusa-Halusa (W3)										Maserati 300S									
lap	Sect-1	Speed	Sect-2	Speed	Sect-3	Speed	TopSpeed	laptime	pit	lap	Sect-1	Speed	Sect-2	Speed	Sect-3	Speed	Topspeed	laptime	pit
1		80.2	52.448	103.6	19.743	82.8		1:43.399		21	25.607	93.0	46.907	112.0	15.677	95.6		1:28.191	
2	27.389	85.0	49.648	108.8	16.461			1:33.498		22	25.182	99.6	46.341	110.9	15.933			1:27.456	
3	26.739	90.5	49.093	109.7	16.406			1:32.238		23	24.940	97.4	45.661	107.0	17.102			1:27.703	
4	26.410	90.3	49.869	107.9	16.657			1:32.936		24	25.414	99.3	47.498	109.0	15.940			1:28.852	
5	26.566	87.7	49.210	107.6	17.374			1:33.150		25	25.125	97.0	46.445	110.4	15.838	97.2		1:27.408	
6	26.480	89.4	51.105	103.7	17.141	94.0		1:34.726		26	25.849	88.0	47.996	111.3	15.998	94.8		1:29.843	
7	26.870	87.9	49.431	104.6	16.791			1:33.092		27	25.438	97.7	46.063	107.6	16.040	97.4		1:27.541	
8	26.157	90.5	49.335	107.2	16.435			1:31.927		28	25.433	91.8	49.282	110.7	15.752	96.9		1:30.467	
9	26.334	89.1	50.369	105.4	16.606	93.0		1:33.309		29	25.202	99.1	45.922	112.4	15.516			1:26.640	
10	26.931	87.0	48.990	108.6	16.494	93.3		1:32.415		30	25.157	93.2	47.607	106.5	16.815	97.0		1:29.579	
11	26.648	80.7	49.161	106.9	16.492			1:32.301		31	26.221	83.9	49.401	110.7	16.438	96.7		1:32.060	
12	26.195	91.8	48.769	107.2	16.266	94.4		1:31.230		32	25.143	97.6	46.745	109.8	16.125			1:28.013	
13	26.710	87.6	48.951	107.9	16.250			1:31.911		33	25.110	98.8	49.001	114.3	15.943	94.2		1:30.054	
14	26.358	91.0	48.577	108.1	16.209			1:31.144		34	25.506	98.4	46.908	112.4	16.026			1:28.440	
15	26.446	89.6	49.424	106.4	In			1:37.243	P	35	25.450	95.0	46.717	105.4	16.105			1:28.272	
16	Out	86.3	50.312	107.0	16.765			2:59.886	P	36	26.514	84.3	48.037	107.9	16.044			1:30.595	
17	26.188	93.8	47.751	110.6	16.276	94.7		1:30.215		37	25.393	98.3	47.093	107.4	16.773	100.3		1:29.259	
18	26.298	93.2	48.304	110.9	18.723			1:33.325		38	26.387	92.9	47.521	106.9	17.536			1:31.444	
19	26.667	94.3	47.785	107.7	16.675	92.9		1:31.127		39	25.824	96.5	46.386	115.9	16.856			1:29.066	
20	25.883	80.2	47.525	110.2	15.994			1:29.402		40	26.031	91.9	47.755	112.6	16.557			1:30.343	

17 Melling-Hall (W3)										Aston Martin DB3									
lap	Sect-1	Speed	Sect-2	Speed	Sect-3	Speed	TopSpeed	laptime	pit	lap	Sect-1	Speed	Sect-2	Speed	Sect-3	Speed	Topspeed	laptime	pit
1		77.4	52.733	98.9	18.027			1:44.280		21	26.439	97.4	48.081	105.7	15.994	96.6		1:30.514	
2	29.250	77.5	51.058	103.6	18.909			1:39.217		22	26.646	97.1	47.840	104.9	16.062			1:30.548	
3	28.683	84.9	50.543	101.3	17.996	91.1		1:37.222		23	26.629	94.2	47.874	103.6	16.248			1:30.751	
4	27.962	80.5	50.898	105.0	17.741			1:36.601		24	26.624	95.2	48.265	105.4	16.787	90.5		1:31.676	
5	27.135	86.2	50.080	102.2	17.313	90.4		1:34.528		25	26.655	93.2	48.616	104.9	16.143	95.2		1:31.414	
6	27.801	82.8	50.460	101.4	17.779	89.9		1:36.040		26	26.523	94.6	47.612	105.4	16.113			1:30.248	
7	28.215	79.1	50.316	104.6	17.288	91.9		1:35.819		27	26.371	92.8	47.741	105.5	16.206	95.1		1:30.318	
8	28.050	84.1	51.071	100.3	17.960	86.8		1:37.081		28	26.230	94.8	49.284	104.1	16.177	96.1		1:31.691	
9	27.952	88.7	51.022	102.0	17.709	90.7		1:36.683		29	26.352	92.1	48.024	105.9	16.995	94.6		1:31.371	
10	28.840	75.5	52.536	98.9	17.985	90.1		1:39.361		30	26.872	89.8	47.949	102.5	16.193	95.2		1:31.014	
11	27.757	82.9	50.712	97.9	17.877	89.9		1:36.346		31	26.472	92.6	47.768	109.3	16.647	89.9		1:30.887	
12	28.008	80.6	51.568	99.8	17.777	91.7		1:37.353		32	26.849	92.9	48.015	102.8	16.375	94.6		1:31.239	
13	27.594	79.7	51.474	103.0	17.599	90.4		1:36.667		33	27.711	91.2	48.361	104.1	17.400	90.9		1:33.472	
14	27.632	84.2	51.625	99.0	In			1:41.318	P	34	26.637	94.6	48.137	96.6	16.942			1:31.716	
15		88.1	48.969	104.9	16.554			2:56.509	P	35	26.622	89.7	48.286	104.1	16.319			1:31.227	
16	26.755	91.4	48.067	104.1	16.047	94.4		1:30.869		36	26.151	92.9	47.837	103.1	16.495			1:30.483	
17	26.375	94.8	48.917	104.6	16.312	94.0		1:31.604		37	26.282	95.6	48.181	107.2	16.373			1:30.836	
18	26.147	94.8	47.898	105.9	16.742	92.9		1:30.787		38	26.142	97.3	47.572	105.9	17.145	93.5		1:30.859	
19	26.466	95.5	47.671	104.2	16.222	94.0		1:30.359		39	26.659	89.6	48.390	101.7	17.025			1:32.074	
20	26.873	95.2	47.941	103.3	16.087	96.1		1:30.901		40									



Session Start: 15:12:51 - Finish: 16:14:07

Weather/Track Conditions: Cloud / Dry

Circuit: Donington Park National

Track Length: 3.185 Km - 1.9791 miles

Donington Historic Festival - 28 - 30 Apr 2017

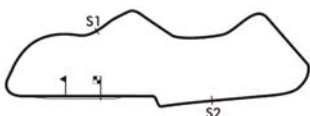
Royal Automobile Club Woodcote Trophy for pre-56 Sports Cars

Race 16 - Sector Analysis

19 Ben Cussons (W4A)										Jaguar C-Type									
lap	Sect-1	Speed	Sect-2	Speed	Sect-3	Speed	TopSpeed	laptime	pit	lap	Sect-1	Speed	Sect-2	Speed	Sect-3	Speed	Topspeed	laptime	pit
1		78.3	53.666	102.6	17.478	94.2		1:46.107		21	26.746	91.5	49.337	112.4	16.170	91.5		1:32.253	
2	27.636	79.8	51.445	106.7	18.126	90.3		1:37.207		22	26.626	84.7	49.065	110.0	15.869			1:31.560	
3	27.992	84.0	49.414	111.7	16.710	94.8		1:34.116		23	26.295	93.0	49.384	109.3	16.523			1:32.202	
4	26.661	88.5	49.680	109.5	16.592			1:32.933		24	27.127	88.2	48.901	109.5	16.244			1:32.272	
5	26.624	88.2	48.646	112.2	16.556			1:31.826		25	26.396	88.4	49.212	111.8	16.239			1:31.847	
6	26.221	90.4	48.759	111.7	16.560	90.9		1:31.540		26	26.040	91.9	49.441	111.5	15.904			1:31.385	
7	26.354	90.7	48.971	111.1	16.590	91.7		1:31.915		27	25.832	90.2	48.536	110.6	16.064	94.0		1:30.432	
8	26.128	89.5	48.805	110.7	16.435	92.4		1:31.368		28	26.209	90.1	48.506	111.3	16.081	94.2		1:30.796	
9	26.776	84.1	49.091	111.7	16.443	91.4		1:32.310		29	26.736	93.8	48.057	112.4	16.228	91.6		1:31.021	
10	28.108	75.1	49.424	110.6	16.451	92.0		1:33.983		30	26.295	94.6	48.715	110.2	16.104			1:31.114	
11	26.016	88.8	49.229	110.4	16.597			1:31.842		31	25.838	89.7	49.216	108.1	16.274			1:31.328	
12	26.725	89.0	48.715	110.6	16.552	92.1		1:31.992		32	26.081	89.6	50.363	106.0	16.608			1:33.052	
13	25.876	94.7	48.795	109.3	16.897	91.7		1:31.568		33	25.964	93.2	48.673	110.0	15.997			1:30.634	
14	26.055	90.4	48.562	110.7	16.426			1:31.043		34	26.222	92.5	48.655	110.6	16.832	91.4		1:31.709	
15	26.379	91.0	48.633	109.7	16.608			1:31.620		35	26.128	91.2	48.820	106.2	17.008			1:31.956	
16	26.433	94.2	49.089	108.3	In			1:37.574	P	36	26.381	92.1	1:06.611	112.2	18.208	82.8		1:51.200	
17	Out	90.8	49.089	110.9	16.563	92.4		3:03.677	P	37	27.038	91.0	49.027	110.0	16.329	91.7		1:32.394	
18	26.601	87.3	49.248	110.6	16.234			1:32.083		38	26.261	86.8	49.646	109.0	16.214			1:32.121	
19	25.877	94.1	49.566	111.3	16.531	91.5		1:31.974		39	27.978	85.4	50.115	107.2	16.467			1:34.560	
20	25.764	92.6	48.644	111.3	17.931			1:32.339		40									

21 Nigel Batchelor (W1)										Cooper T21									
lap	Sect-1	Speed	Sect-2	Speed	Sect-3	Speed	TopSpeed	laptime	pit	lap	Sect-1	Speed	Sect-2	Speed	Sect-3	Speed	Topspeed	laptime	pit
1		87.5	54.408	87.4	18.153	77.8		1:52.903		19	29.621	84.6	55.779	86.5	In			1:48.714	P
2	31.463	81.0	55.806	88.0	17.555			1:44.824		20	Out	83.5	56.830	86.9	19.159	77.0		3:03.511	P
3	29.047	84.8	55.301	87.8	17.714			1:42.062		21	29.687	82.2	56.363	87.0	18.618			1:44.668	
4	29.151	85.1	54.621	86.2	17.639	78.9		1:41.411		22	30.281	81.8	56.421	84.8	17.513	79.7		1:44.215	
5	29.353	84.2	54.785	87.9	17.480	80.2		1:41.618		23	29.685	76.8	55.099	88.4	18.218	75.3		1:43.002	
6	29.369	83.6	57.134	83.5	18.021	77.3		1:44.524		24	30.016	80.3	55.281	90.1	17.865			1:43.162	
7	29.350	85.2	56.773	86.5	17.586	79.4		1:43.709		25	29.540	82.8	55.359	88.7	17.389	79.9		1:42.288	
8	29.341	83.0	55.402	86.4	17.723	79.7		1:42.466		26	29.435	85.2	53.788	86.8	17.419	79.5		1:40.642	
9	29.333	83.1	55.862	85.8	17.965			1:43.160		27	29.244	84.3	53.960	86.4	17.348			1:40.552	
10	30.574	69.0	57.131	86.7	17.759			1:45.464		28	28.928	78.6	54.868	86.4	17.397			1:41.193	
11	30.284	86.7	53.763	86.1	17.689	77.4		1:41.736		29	28.616	86.5	53.905	85.9	17.346	79.2		1:39.867	
12	30.632	85.9	54.004	86.1	17.786			1:42.422		30	29.605	86.5	53.480	85.6	17.584	79.0		1:40.669	
13	29.434	78.8	54.432	85.9	17.446	79.1		1:41.312		31	29.151	80.0	56.118	87.6	18.037			1:43.306	
14	29.855	76.7	55.223	87.4	17.556			1:42.634		32	29.367	77.0	56.680	87.6	19.085			1:45.132	
15	29.828	86.6	53.392	86.4	17.357			1:40.577		33	29.587	87.6	54.835	87.3	17.399			1:41.821	
16	29.266	85.6	55.278	87.3	17.387	79.3		1:41.931		34	28.788	86.3	54.291	86.5	17.566	78.7		1:40.645	
17	30.597	83.6	54.662	85.7	17.445	79.4		1:42.704		35	28.979	84.4	53.709	86.5	17.438	79.4		1:40.126	
18	29.659	82.4	56.119	84.9	18.939	77.0		1:44.717		36									

22 Karsten Le Blanc (W3A)										Austin-Healey 100S									
lap	Sect-1	Speed	Sect-2	Speed	Sect-3	Speed	TopSpeed	laptime	pit	lap	Sect-1	Speed	Sect-2	Speed	Sect-3	Speed	Topspeed	laptime	pit
1		81.4	51.389	104.6	18.652			1:41.489		6	25.921	89.0	48.013	108.1	16.573			1:30.507	
2	25.978	93.2	47.944	110.2	16.282			1:30.204		7	25.794	92.0	47.858	109.1	16.340			1:29.992	
3	26.224	85.3	49.196	108.1	16.656			1:32.076		8	25.871	92.0	49.470	109.3	16.215			1:31.556	
4	25.898	89.7	48.129	110.0	16.363			1:30.390		9	26.196	81.9	48.586	110.0	16.300			1:31.082	
5	26.165	87.4	47.873	110.2	16.591			1:30.629		10									



Session Start: 15:12:51 - Finish: 16:14:07

Weather/Track Conditions: Cloud / Dry

Circuit: Donington Park National

Track Length: 3.185 Km - 1.9791 miles

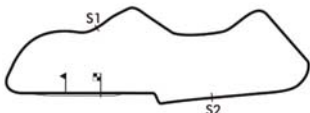
Donington Historic Festival - 28 - 30 Apr 2017

Royal Automobile Club Woodcote Trophy for pre-56 Sports Cars

Race 16 - Sector Analysis

23 Nutthall-Wood (W4)									RGS Atalanta										
lap	Sect-1	Speed	Sect-2	Speed	Sect-3	Speed	TopSpeed	laptime	pit	lap	Sect-1	Speed	Sect-2	Speed	Sect-3	Speed	Topspeed	laptime	pit
1		89.2	46.826	112.2	15.329			1:29.703		20		61.3	58.186	89.3	18.809			3:12.147	P
2	24.942	101.6	45.172	112.8	15.322	100.6		1:25.436		21	30.449	69.2	57.293	83.4	In			1:55.070	P
3	24.824	103.7	45.010	113.2	15.385	100.9		1:25.219		22		73.4	56.994	92.0	18.759	95.5		4:56.149	P
4	24.686	104.8	44.927	112.4	15.286			1:24.899		23	28.416	75.8	54.000	98.7	18.216			1:40.632	
5	25.185	104.1	45.033	109.5	15.389			1:25.607		24	29.274	73.7	54.552	90.0	18.475	93.8		1:42.301	
6	25.211	104.5	46.052	110.6	15.286			1:26.549		25	29.070	73.5	53.205	92.7	18.234	95.5		1:40.509	
7	25.076	106.9	44.782	108.3	15.634			1:25.492		26	30.069	78.3	53.406	94.2	19.375			1:42.850	
8	24.867	108.1	45.108	109.7	15.617	99.0		1:25.592		27	29.534	77.8	50.903	106.0	17.495			1:37.932	
9	25.520	104.0	47.364	106.7	16.277			1:29.161		28	28.945	73.7	54.318	89.1	18.880			1:42.143	
10	24.907	104.6	45.177	107.9	15.779	100.6		1:25.863		29	28.335	78.8	52.537	96.7	17.762	95.4		1:38.634	
11	26.020	94.8	45.918	104.7	16.390	98.3		1:28.328		30	27.829	78.6	52.873	99.5	18.252	87.4		1:38.954	
12	25.400	99.7	45.584	108.4	15.465			1:26.449		31	28.398	81.5	52.936	88.2	17.925			1:39.259	
13	24.914	102.1	45.928	110.9	15.818	99.3		1:26.660		32	27.851	80.4	52.706	94.8	18.130	92.9		1:38.687	
14	24.863	103.2	45.738	107.0	15.599			1:26.200		33	27.768	83.7	54.470	93.1	17.941			1:40.179	
15	24.852	101.2	46.044	108.8	15.547	99.9		1:26.443		34	28.715	81.8	52.404	93.6	18.445	94.6		1:39.564	
16	25.015	100.9	45.809	106.0	16.540			1:27.364		35	29.837	76.9	54.170	86.9	18.529	95.4		1:42.536	
17	26.039	89.1	46.521	104.7	15.973	96.7		1:28.533		36	28.993	78.6	53.124	92.4	18.602	92.1		1:40.719	
18	25.598	106.9	45.608	108.6	15.684			1:26.890		37	28.232	78.1	53.739	90.5	17.842			1:39.813	
19	25.090	105.3	46.168	108.1	In			1:31.912	P	38									

25 Nick Ruddell (W3)									Aston Martin DB2/4 Mk1										
lap	Sect-1	Speed	Sect-2	Speed	Sect-3	Speed	TopSpeed	laptime	pit	lap	Sect-1	Speed	Sect-2	Speed	Sect-3	Speed	Topspeed	laptime	pit
1		79.3	53.222	107.4	17.854	90.6		1:48.201		20	27.056	84.4	50.506	104.1	16.990			1:34.552	
2	27.446	80.5	51.481	107.7	17.551	89.9		1:36.478		21	27.086	86.3	50.929	106.4	16.611			1:34.626	
3	27.867	84.5	51.274	104.9	18.016	89.9		1:37.157		22	27.786	86.3	50.596	106.2	16.630			1:35.012	
4	27.438	85.6	51.002	106.5	17.564	90.5		1:36.004		23	26.982	88.3	50.785	106.4	16.620	93.4		1:34.387	
5	27.186	85.3	50.423	106.4	17.035	91.5		1:34.644		24	26.981	78.0	50.353	107.7	16.671			1:34.005	
6	27.629	84.0	51.209	105.2	17.108	92.2		1:35.946		25	27.220	81.1	51.317	107.6	16.446			1:34.983	
7	28.334	80.2	50.713	104.2	17.252			1:36.299		26	28.133	69.5	51.547	107.4	16.577	92.0		1:36.257	
8	27.445	81.1	51.592	106.5	17.056	90.6		1:36.093		27	27.364	80.1	51.606	107.7	17.232	90.7		1:36.202	
9	27.004	88.2	50.200	106.9	16.927			1:34.131		28	27.349	83.2	50.221	107.2	16.664	91.5		1:34.234	
10	27.410	78.3	50.995	105.2	17.941			1:36.346		29	26.668	85.6	49.674	107.2	16.493	92.2		1:32.835	
11	27.985	82.0	50.982	105.7	16.566			1:35.533		30	26.692	88.4	50.301	106.9	20.264			1:37.257	
12	26.782	82.2	50.581	105.7	17.403			1:34.766		31	27.985	80.6	51.620	107.0	16.566			1:36.171	
13	27.024	87.1	50.277	104.9	16.423			1:33.724		32	26.886	84.1	50.185	106.9	16.739			1:33.810	
14	26.842	84.5	50.267	106.0	In			1:39.943	P	33	27.080	83.9	50.422	106.2	16.860	91.9		1:34.362	
15	Out	81.5	50.263	104.6	17.301	92.1		2:47.924	P	34	26.984	79.2	50.757	105.0	17.042			1:34.783	
16	27.292	85.4	50.688	106.0	16.737	91.2		1:34.717		35	26.793	86.6	51.116	106.7	16.656	92.6		1:34.565	
17	27.578	86.7	49.916	105.0	17.029	91.2		1:34.523		36	27.059	80.8	50.203	107.9	16.802			1:34.064	
18	26.809	86.6	50.455	106.7	16.712	92.9		1:33.976		37	26.883	85.4	50.240	105.9	16.720			1:33.843	
19	26.984	81.6	50.371	106.4	16.741	92.2		1:34.096		38	26.974	79.9	51.138	108.8	17.190			1:35.302	



Session Start: 15:12:51 - Finish: 16:14:07

Weather/Track Conditions: Cloud / Dry

Circuit: Donington Park National

Track Length: 3.185 Km - 1.9791 miles

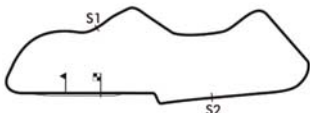
Donington Historic Festival - 28 - 30 Apr 2017

Royal Automobile Club Woodcote Trophy for pre-56 Sports Cars

Race 16 - Sector Analysis

27 Corfield-Blakeney-Edwards (W2)										Frazer Nash Le Mans Replica Mk2									
lap	Sect-1	Speed	Sect-2	Speed	Sect-3	Speed	TopSpeed	laptime	pit	lap	Sect-1	Speed	Sect-2	Speed	Sect-3	Speed	Topspeed	laptime	pit
1		77.8	53.787	100.0	17.922			1:47.053		21	26.752	91.3	49.778	104.2	16.610	91.6		1:33.140	
2	27.166	80.6	50.664	106.5	17.603			1:35.433		22	26.695	86.4	52.255	104.7	16.265	92.5		1:35.215	
3	27.027	90.5	50.150	104.4	17.785			1:34.962		23	30.418	89.1	50.813	105.4	16.720	89.5		1:37.951	
4	27.365	86.8	50.136	105.2	16.819			1:34.320		24	26.774	90.0	49.395	104.9	16.345	91.5		1:32.514	
5	26.724	89.4	49.664	104.6	16.711	90.3		1:33.099		25	26.527	90.8	49.660	104.4	16.587	91.6		1:32.774	
6	26.906	89.7	49.875	103.3	16.537			1:33.318		26	26.593	90.3	49.040	105.4	16.292	93.3		1:31.925	
7	26.732	89.5	49.630	102.8	16.701			1:33.063		27	26.229	92.8	49.582	106.0	16.265	92.4		1:32.076	
8	26.768	88.1	50.468	103.7	16.441	91.0		1:33.677		28	26.494	92.3	48.989	105.0	16.277			1:31.760	
9	26.470	90.3	48.967	105.0	16.499	90.0		1:31.936		29	26.353	94.1	49.253	106.0	16.275	91.2		1:31.881	
10	26.806	87.3	49.896	103.4	16.246			1:32.948		30	26.203	94.1	1:03.908	103.3	16.632			1:46.743	
11	26.424	91.0	49.407	103.6	16.585			1:32.416		31	26.804	91.6	49.501	104.7	16.223			1:32.528	
12	26.386	92.9	48.849	103.4	16.696			1:31.931		32	26.444	92.9	49.590	97.3	16.815	93.3		1:32.849	
13	26.529	93.0	49.196	103.6	16.445	91.2		1:32.170		33	26.519	92.4	49.823	104.9	17.091	91.0		1:33.433	
14	26.710	93.0	48.891	103.1	16.569	91.4		1:32.170		34	27.223	92.8	49.623	100.2	17.181	92.4		1:34.027	
15	26.962	89.1	51.251	103.0	16.817			1:35.030		35	27.050	80.2	49.307	104.2	16.920			1:33.277	
16	26.643	92.0	49.443	102.6	In			1:35.995	P	36	26.402	94.2	48.716	106.2	16.240			1:31.358	
17		90.9	50.996	104.9	16.617			2:50.096	P	37	26.644	92.9	49.765	106.7	16.222	92.7		1:32.631	
18	26.511	91.3	49.806	103.6	16.475	91.2		1:32.792		38	26.242	91.6	50.040	104.7	16.694			1:32.976	
19	26.400	92.9	49.962	102.5	16.803	91.2		1:33.165		39	26.182	94.1	48.937	105.4	17.406			1:32.525	
20	26.520	92.6	49.626	105.9	16.929	89.1		1:33.075		40									

33 Phillips-Phillips (W2)										Cooper Bristol									
lap	Sect-1	Speed	Sect-2	Speed	Sect-3	Speed	TopSpeed	laptime	pit	lap	Sect-1	Speed	Sect-2	Speed	Sect-3	Speed	Topspeed	laptime	pit
1		80.2	52.142	103.6	17.756			1:47.380		20	27.705	88.3	51.437	101.3	17.467			1:36.609	
2	27.292	81.3	52.131	100.6	18.054	88.9		1:37.477		21	26.766	88.9	52.128	101.6	18.246			1:37.140	
3	28.066	80.7	50.516	103.6	17.417	89.4		1:35.999		22	27.294	87.9	51.833	101.3	17.166	89.7		1:36.293	
4	27.325	86.7	49.887	102.6	16.989			1:34.201		23	27.328	85.3	51.451	102.6	17.092			1:35.871	
5	26.614	89.7	49.286	102.5	16.861	89.2		1:32.761		24	27.110	82.8	51.820	102.8	17.135			1:36.065	
6	26.793	90.7	49.098	102.0	17.070	88.9		1:32.961		25	27.171	82.9	51.402	103.7	17.605	90.6		1:36.178	
7	26.796	91.6	48.977	102.3	16.811	89.1		1:32.584		26	27.735	77.1	53.187	103.4	18.015	91.1		1:38.937	
8	27.038	85.2	48.958	102.6	16.764	88.9		1:32.760		27	28.629	80.0	49.900	104.1	16.802			1:35.331	
9	26.473	92.0	49.273	101.9	16.750			1:32.496		28	27.108	89.2	50.747	103.0	16.781			1:34.636	
10	26.565	90.4	48.906	104.1	16.939	89.3		1:32.410		29	27.075	90.1	50.337	101.6	16.880			1:34.292	
11	26.912	90.0	48.937	102.2	16.654			1:32.503		30	26.627	91.9	51.113	102.5	17.152	89.5		1:34.892	
12	27.272	91.9	49.151	101.9	16.821			1:33.244		31	26.699	92.8	50.312	103.3	16.558	92.5		1:33.569	
13	26.833	91.9	49.152	101.4	16.784	89.7		1:32.769		32	26.715	94.3	50.154	102.6	16.722	90.5		1:33.591	
14	26.514	93.0	49.852	102.3	17.277	88.5		1:33.643		33	26.445	95.9	49.805	102.6	16.544	90.9		1:32.794	
15	26.944	90.0	49.325	101.9	16.835			1:33.104		34	27.038	92.4	50.836	102.3	17.009	91.4		1:34.883	
16	26.828	92.1	49.407	101.4	17.019			1:33.254		35	27.319	91.6	51.117	102.3	16.913			1:35.349	
17	27.173	89.8	49.643	100.8	17.012			1:33.828		36	27.024	93.3	52.146	102.8	17.095	89.8		1:36.265	
18	27.218	89.6	50.783	100.5	In			1:40.565	P	37	27.049	92.5	53.539	99.6	18.186	88.2		1:38.774	
19	Out	84.7	52.329	101.6	18.002			2:58.638	P	38	27.686	88.0	52.613	102.5	18.249	88.8		1:38.548	



Session Start: 15:12:51 - Finish: 16:14:07

Weather/Track Conditions: Cloud / Dry

Circuit: Donington Park National

Track Length: 3.185 Km - 1.9791 miles

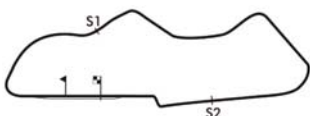
Donington Historic Festival - 28 - 30 Apr 2017

Royal Automobile Club Woodcote Trophy for pre-56 Sports Cars

Race 16 - Sector Analysis

34 Harrison-Watts (W2)									Cooper Bristol T25										
lap	Sect-1	Speed	Sect-2	Speed	Sect-3	Speed	TopSpeed	laptime	pit	lap	Sect-1	Speed	Sect-2	Speed	Sect-3	Speed	Topspeed	laptime	pit
1		89.0	48.254	106.9	16.169	93.4		1:33.072		19	25.992	91.2	48.058	106.9	In			1:35.328	P
2	25.548	92.9	47.694	106.0	16.664		1:29.906			20	Out	92.1	48.397	106.9	17.850	91.4		2:49.915	P
3	31.821	93.3	47.672	106.7	15.818	93.8		1:35.311		21	26.042	99.6	47.386	107.7	16.079			1:29.507	
4	25.554	96.3	47.739	104.2	16.244		1:29.537			22	25.644	97.4	48.211	107.0	15.666			1:29.521	
5	25.803	93.5	47.402	104.7	15.967	94.8		1:29.172		23	25.532	98.6	47.413	107.6	16.319			1:29.264	
6	25.557	96.6	47.959	103.6	16.571		1:30.087			24	26.119	93.7	49.057	107.0	15.965			1:31.141	
7	25.713	97.7	47.079	107.4	16.784	92.7		1:29.576		25	6:42.764	29.7	52.865	106.9	16.203			7:51.832	
8	25.407	98.8	47.688	106.0	15.947	95.2		1:29.042		26	26.056	97.3	47.857	108.6	15.857			1:29.770	
9	25.490	93.0	47.139	105.5	15.943	93.6		1:28.572		27	25.708	101.2	47.510	107.0	15.937	94.6		1:29.155	
10	25.611	93.4	47.048	109.0	15.988	93.1		1:28.647		28	25.637	100.4	47.752	109.1	15.948			1:29.337	
11	25.752	92.6	47.462	107.6	15.738	93.9		1:28.952		29	25.794	98.7	48.394	105.0	16.450			1:30.638	
12	25.690	93.3	48.021	106.0	15.961	94.7		1:29.672		30	25.727	99.9	47.944	108.1	16.062	93.9		1:29.733	
13	25.675	95.5	47.122	107.4	16.182		1:28.979			31	26.035	86.1	48.235	107.2	16.043			1:30.313	
14	25.557	95.5	47.641	104.9	15.787		1:28.985			32	25.494	101.0	48.169	105.9	16.483	94.0		1:30.146	
15	25.430	98.4	47.802	108.3	16.148	94.0		1:29.380		33	25.521	97.1	48.084	109.3	15.765	96.1		1:29.370	
16	26.065	90.5	47.663	103.9	17.555	91.6		1:31.283		34	25.530	98.6	47.912	109.7	16.041	93.3		1:29.483	
17	25.917	98.3	47.093	106.7	15.917		1:28.927			35	25.665	97.1	48.971	98.2	18.609			1:33.245	
18	25.580	92.9	47.456	105.7	15.994	93.9		1:29.030		36	25.928	101.5	47.060	108.8	15.707			1:28.695	

37 Stanton-Piercy (W2)									Tojeiro Sport										
lap	Sect-1	Speed	Sect-2	Speed	Sect-3	Speed	TopSpeed	laptime	pit	lap	Sect-1	Speed	Sect-2	Speed	Sect-3	Speed	Topspeed	laptime	pit
1		78.8	53.174	92.9	19.185	88.5		1:49.081		20	27.274	92.0	49.242	103.1	17.442			1:33.958	
2	27.304	85.2	51.104	102.8	18.029	90.4		1:36.437		21	26.394	94.4	49.406	104.7	17.588	88.1		1:33.388	
3	28.035	79.9	50.842	105.4	17.886	90.5		1:36.763		22	27.270	93.3	50.418	104.9	17.046			1:34.734	
4	27.646	84.8	50.753	105.0	17.981	90.3		1:36.380		23	27.258	90.7	49.535	104.4	16.804			1:33.597	
5	26.860	85.3	50.293	104.4	17.529		1:34.682			24	26.576	90.5	50.156	104.7	16.487			1:33.219	
6	27.285	82.0	51.105	102.2	20.342		1:38.732			25	26.286	93.2	48.892	104.6	16.368	91.7		1:31.546	
7	27.967	83.4	50.045	105.7	17.221		1:35.233			26	26.428	93.0	49.960	106.0	17.206			1:33.594	
8	27.518	84.7	50.267	104.9	17.243	90.0		1:35.028		27	26.506	87.2	49.163	104.2	17.510	90.0		1:33.179	
9	27.194	85.8	1:16.949	103.1	17.490		2:01.633			28	26.401	95.1	49.572	104.9	16.804	89.8		1:32.777	
10	27.903	77.5	50.883	102.6	17.430		1:36.216			29	26.721	92.1	49.923	104.7	17.231			1:33.875	
11	27.571	80.4	50.978	102.6	17.482		1:36.031			30	26.534	90.4	48.863	104.4	18.439	86.7		1:33.836	
12	26.882	89.6	51.625	102.6	18.390	88.6		1:36.897		31	26.589	93.4	49.290	104.2	16.535	92.6		1:32.414	
13	28.066	80.8	50.487	103.7	17.568		1:36.121			32	26.442	91.8	49.865	104.2	17.117	90.1		1:33.424	
14	27.239	83.5	51.195	97.9	In		1:43.025	P		33	26.856	92.3	49.732	85.6	19.388	89.8		1:35.976	
15	Out	82.7	52.779	99.3	18.059	87.8		3:15.222	P	34	26.731	93.0	48.816	104.6	16.696			1:32.243	
16	27.833	89.8	49.583	105.5	17.519		1:34.935			35	26.333	93.7	49.171	105.0	16.745	92.4		1:32.249	
17	27.173	87.6	49.648	104.6	16.861	90.1		1:33.682		36	26.930	92.3	49.741	105.4	16.775	92.5		1:33.446	
18	27.405	84.9	49.352	103.7	16.801	91.6		1:33.558		37	26.474	84.2	50.499	104.7	16.764	90.0		1:33.737	
19	26.876	90.8	49.725	103.7	17.619	88.0		1:34.220		38	26.806	94.2	49.356	105.0	16.571			1:32.733	



Session Start: 15:12:51 - Finish: 16:14:07

Weather/Track Conditions: Cloud / Dry

Circuit: Donington Park National

Track Length: 3.185 Km - 1.9791 miles

Donington Historic Festival - 28 - 30 Apr 2017

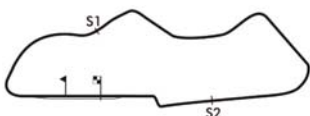
Royal Automobile Club Woodcote Trophy for pre-56 Sports Cars

Race 16 - Sector Analysis

44 Thorne-Bennett-Baggs (W3A)										Austin-Healey 100/4									
lap	Sect-1	Speed	Sect-2	Speed	Sect-3	Speed	TopSpeed	laptime	pit	lap	Sect-1	Speed	Sect-2	Speed	Sect-3	Speed	Topspeed	laptime	pit
1		79.5	52.434	105.2	17.553			1:41.691		21	Out	73.6	53.194	101.9	18.262	86.5		3:04.295	P
2	26.211	96.2	48.579	105.7	16.550	90.4		1:31.340		22	27.847	83.6	53.544	103.0	17.347	90.7		1:38.738	
3	26.357	96.3	48.553	106.7	16.395	90.7		1:31.305		23	28.268	82.4	51.398	101.6	17.357			1:37.023	
4	26.137	97.1	48.249	106.0	16.457			1:30.843		24	28.399	83.0	51.096	104.9	16.926			1:36.421	
5	26.124	96.3	48.683	104.9	16.348	91.4		1:31.155		25	26.935	86.7	49.816	106.2	16.775	91.7		1:33.526	
6	26.195	95.6	48.529	105.5	16.341			1:31.065		26	27.132	85.8	49.461	106.5	16.758	92.2		1:34.351	
7	26.297	93.5	48.763	105.4	16.719			1:31.779		27	26.963	88.5	49.822	107.2	16.716	92.4		1:33.501	
8	26.490	92.8	49.166	106.5	16.901	93.1		1:32.557		28	26.955	86.3	50.246	105.9	16.791	92.2		1:33.992	
9	26.363	91.4	48.750	105.9	16.808			1:31.921		29	27.248	87.1	50.128	106.2	17.112	91.4		1:34.488	
10	26.459	94.2	49.988	100.6	16.906			1:33.353		30	27.060	87.3	50.655	106.4	17.140			1:34.855	
11	26.898	92.4	50.178	103.3	16.816	90.5		1:33.892		31	27.329	88.0	50.118	106.2	17.240			1:34.687	
12	26.524	94.6	50.183	103.9	16.328	91.7		1:33.035		32	27.357	88.0	50.914	105.2	17.132	93.1		1:35.403	
13	26.528	91.9	49.982	104.1	24.419			1:40.929		33	26.845	85.8	50.543	105.7	17.013	91.7		1:34.401	
14	26.438	97.3	49.038	105.2	16.267	92.4		1:31.743		34	27.390	86.3	50.051	105.5	16.558			1:33.999	
15	26.187	96.7	48.793	105.7	16.407			1:31.387		35	27.023	87.4	50.149	106.2	16.841	91.6		1:34.013	
16	26.077	96.6	48.781	105.5	16.275			1:31.133		36	26.812	86.0	50.558	104.6	18.665			1:36.035	
17	26.466	96.3	48.767	105.2	16.497			1:31.730		37	27.295	76.7	51.794	105.5	17.112	92.4		1:36.201	
18	26.426	97.1	48.466	105.5	16.935			1:31.827		38	28.700	77.1	50.970	106.7	16.890	92.0		1:36.560	
19	26.632	90.3	51.008	105.7	17.495			1:35.135		39	27.148	84.2	50.581	105.9	17.025	92.9		1:34.754	
20	26.189	95.4	49.989	98.0	In			1:37.712	P	40									

45 Mortimer-Mortimer (W3A)										Austin-Healey 100M									
lap	Sect-1	Speed	Sect-2	Speed	Sect-3	Speed	TopSpeed	laptime	pit	lap	Sect-1	Speed	Sect-2	Speed	Sect-3	Speed	Topspeed	laptime	pit
1		84.3	51.683	102.3	18.596			1:43.153		21	25.851	97.0	48.476	104.6	15.835	92.4		1:30.162	
2	26.367	94.8	48.283	104.9	16.153			1:30.803		22	25.916	99.3	48.575	104.1	16.010	91.5		1:30.501	
3	26.051	95.9	48.896	104.2	16.137	92.4		1:31.084		23	25.560	98.6	48.046	104.7	15.836			1:29.442	
4	25.954	95.2	48.789	97.3	16.375			1:31.118		24	25.817	101.2	48.113	104.7	16.039			1:29.969	
5	25.815	96.5	48.437	103.7	17.151	89.1		1:31.403		25	25.733	97.4	48.994	105.4	15.792			1:30.519	
6	25.924	95.0	48.184	104.6	16.076			1:30.184		26	25.766	99.7	47.652	104.7	16.044	91.7		1:29.462	
7	26.253	81.9	48.772	104.1	16.463			1:31.488		27	26.229	97.8	49.094	105.5	16.945			1:32.268	
8	26.172	93.7	48.523	104.2	16.908	91.2		1:31.603		28	26.371	96.2	47.991	106.4	16.158			1:30.520	
9	26.468	88.3	48.713	105.9	16.066			1:31.247		29	25.707	102.3	47.983	105.7	15.745	91.4		1:29.435	
10	25.879	95.1	48.680	104.6	16.179			1:30.738		30	25.621	99.0	48.348	105.5	17.200	92.2		1:31.169	
11	26.200	91.9	48.358	103.4	15.989			1:30.547		31	26.398	93.5	48.820	102.0	16.653			1:31.871	
12	26.309	95.4	48.879	100.9	16.454	92.2		1:31.642		32	25.788	99.7	48.093	106.5	16.440	90.7		1:30.321	
13	25.835	87.9	48.637	103.9	18.108	84.8		1:32.580		33	25.707	97.3	47.976	106.4	15.949	92.4		1:29.632	
14	26.199	90.5	48.426	103.4	17.847	90.3		1:32.472		34	25.445	99.6	48.004	105.5	15.958			1:29.407	
15	26.647	84.7	51.399	94.2	In			1:44.396	P	35	25.703	95.9	48.398	101.4	16.382			1:30.483	
16	Out	94.4	49.035	103.9	16.308	89.1		2:51.198	P	36	25.686	96.5	48.937	105.0	16.118			1:30.741	
17	27.503	97.6	48.707	104.7	15.820			1:32.030		37	25.659	97.1	48.608	105.7	15.935	92.1		1:30.202	
18	26.065	95.4	48.931	104.4	16.295	87.6		1:31.291		38	25.827	99.9	48.631	107.2	16.280			1:30.738	
19	25.678	101.2	48.916	104.7	15.944			1:30.538		39	26.339	95.0	48.790	106.4	17.761			1:32.890	
20	25.518	104.0	48.336	105.0	15.852	92.0		1:29.706		40	25.926	101.3	48.189	107.7	17.374	87.3		1:31.489	

58 Minshaw-Willis (W3A)										Austin-Healey 100 Le Mans									
lap	Sect-1	Speed	Sect-2	Speed	Sect-3	Speed	TopSpeed	laptime	pit	lap	Sect-1	Speed	Sect-2	Speed	Sect-3	Speed	Topspeed	laptime	pit
1		74.3	53.703	101.6	16.858	90.6		1:44.760		17	28.781	96.3	50.704	96.3	16.790	87.8		1:36.275	
2	26.888	93.2	49.899	103.1	16.644	90.7		1:33.431		18	29.067	69.5	51.126	101.4	16.923	87.6		1:37.116	
3	26.885	100.4	49.005	102.5	16.572			1:32.462		19	28.187	90.1	49.265	100.9	16.184	90.1		1:33.636	
4	26.312	100.0	49.101	103.3	16.462	90.3		1:31.875		20	28.581	95.9	49.624	100.6	17.071			1:35.276	
5	26.573	93.7	50.481	103.1	16.245	91.1		1:33.299		21	27.287	101.6	49.463	100.9	16.510	90.1		1:33.260	
6	26.231	99.7	48.931	103.1	16.334			1:31.496		22	27.192	101.3	51.312	99.5	17.568			1:36.072	
7	26.810	98.6	48.854	102.6	16.378			1:32.042		23	27.178	99.1	49.240	101.3	16.731	89.3		1:33.149	
8	26.313	101.2	48.819	103.1	16.781	88.8		1:31.913		24	29.393	91.2	50.696	102.5	16.339			1:36.428	
9	26.801	100.3	48.801	103.7	16.627			1:32.229		25	27.190	96.2	49.147	101.9	16.509	90.9		1:32.846	
10	27.122	99.7	49.005	103.6	17.204			1:33.331		26	26.903	100.7	50.686	101.9	16.393			1:33.982	
11	27.310	101.2	48.674	103.1	16.352	90.6		1:32.336		27	26.942	99.4	49.159	101.4	16.647	89.2		1:32.748	
12	26.259	105.6	48.132	103.7	16.305	90.9		1:30.696		28	27.468	96.6	51.237	101.3	17.476	86.5		1:36.181	
13	26.281	103.3	48.423	103.9	16.284	91.9		1:30.988		29	27.575	96.6	51.207	101.3	17.226	87.1		1:36.008	
14	26.297	101.0	48.874	104.1	16.360			1:31.531		30	27.047	101.2	50.712	100.6	16.959	88.4		1:34.718	
15	26.628	103.3	48.700	103.0	In			1:36.563	P	31	27.136	98.3	49.042	101.3	16.535	89.1		1:32.713	
16	Out	87.4	50.402	102.2	19.356			3:46.176	P	32	27.090	101.5	50.082	101.1	16.216			1:33.388	



Session Start: 15:12:51 - Finish: 16:14:07

Weather/Track Conditions: Cloud / Dry

Circuit: Donington Park National

Track Length: 3.185 Km - 1.9791 miles

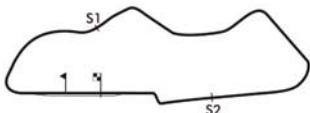
Donington Historic Festival - 28 - 30 Apr 2017

Royal Automobile Club Woodcote Trophy for pre-56 Sports Cars

Race 16 - Sector Analysis

61 Wilson-Brazell (W4)										Talbot Lago T26									
lap	Sect-1	Speed	Sect-2	Speed	Sect-3	Speed	TopSpeed	laptime	pit	lap	Sect-1	Speed	Sect-2	Speed	Sect-3	Speed	Topspeed	laptime	pit
1		79.2	53.752	96.3	17.828	84.1		1:49.780		20		88.5	52.924	97.9	17.394	88.7		3:05.542	P
2	27.607	84.6	51.452	98.9	17.243	92.2		1:36.302		21	27.416	91.4	52.379	96.6	17.259			1:37.054	
3	28.048	83.5	51.090	98.2	17.461			1:36.599		22	28.815	81.7	54.197	98.9	17.502			1:40.514	
4	28.132	86.4	50.930	100.0	17.134			1:36.196		23	28.068	87.4	51.769	100.2	17.234	90.3		1:37.071	
5	27.508	89.8	50.696	99.3	16.848			1:35.052		24	27.660	84.7	52.094	100.3	17.050			1:36.804	
6	27.240	87.4	53.404	97.3	17.276	89.3		1:37.920		25	27.726	89.2	51.657	100.2	16.892	91.2		1:36.275	
7	27.586	92.3	50.286	101.9	16.529	90.4		1:34.401		26	27.882	87.1	52.279	96.3	16.906			1:37.067	
8	27.263	89.0	50.967	100.6	16.890	90.4		1:35.120		27	27.668	87.4	51.604	100.3	16.740	90.0		1:36.012	
9	27.633	87.2	51.337	100.6	17.008	90.4		1:35.978		28	27.252	95.9	51.315	98.9	16.980			1:35.547	
10	27.741	84.8	51.143	98.3	16.827			1:35.711		29	27.596	91.0	51.069	98.2	17.119			1:35.784	
11	26.783	91.6	51.133	99.6	16.463			1:34.379		30	27.373	90.4	51.196	95.8	17.783	89.4		1:36.352	
12	26.696	92.1	50.806	97.9	17.678			1:35.180		31	28.300	89.8	51.078	98.4	17.419			1:36.797	
13	26.688	91.8	50.149	96.5	16.405	91.7		1:33.242		32	27.689	93.2	51.626	96.6	17.193			1:36.508	
14	26.792	88.1	51.118	100.8	17.240			1:35.150		33	28.795	86.4	51.353	98.2	17.938	89.1		1:38.086	
15	27.312	80.4	52.091	101.3	16.981	86.5		1:36.384		34	28.116	89.4	51.812	96.6	17.764			1:37.692	
16	26.727	91.5	50.061	100.3	16.414			1:33.202		35	28.455	88.1	51.685	99.6	17.071			1:37.211	
17	26.816	91.4	49.802	100.5	16.803			1:33.421		36	28.200	89.8	51.086	99.0	20.307			1:39.593	
18	26.594	91.3	51.641	97.7	16.602	90.5		1:34.837		37	29.981	80.5	53.290	98.4	17.058			1:40.329	
19	27.039	92.5	50.952	98.3	In			1:39.986	P	38	28.010	87.0	51.861	97.0	17.427	87.2		1:37.298	

76 Knight-Harris (W3A)										Austin-Healey 100									
lap	Sect-1	Speed	Sect-2	Speed	Sect-3	Speed	TopSpeed	laptime	pit	lap	Sect-1	Speed	Sect-2	Speed	Sect-3	Speed	Topspeed	laptime	pit
1		72.5	51.499	103.9	17.678			1:43.274		20	26.510	93.8	49.395	104.6	16.575	89.2		1:32.480	
2	26.935	88.9	49.244	105.4	16.318			1:32.497		21	26.335	96.3	49.235	105.2	16.244			1:31.814	
3	26.420	92.1	48.863	105.9	16.266			1:31.549		22	26.393	94.1	49.623	105.7	16.505			1:32.521	
4	26.230	91.9	48.883	105.2	16.377			1:31.490		23	26.528	92.6	48.689	105.7	16.581			1:31.798	
5	26.348	89.6	49.087	106.0	16.593			1:32.028		24	26.288	95.2	48.760	105.5	16.600			1:31.648	
6	26.555	88.5	48.923	106.0	16.207	92.1		1:31.685		25	26.358	96.3	49.041	106.0	In			1:37.428	P
7	26.897	90.8	48.760	106.5	17.214	90.5		1:32.871		26	Out	79.1	56.310	99.6	17.945	87.1		3:16.383	P
8	26.809	85.8	49.366	105.7	16.592			1:32.767		27	28.606	81.9	54.281	100.6	17.835			1:40.722	
9	26.520	91.2	49.269	105.4	16.524	91.2		1:32.313		28	28.684	76.0	53.779	100.9	17.916	89.4		1:40.379	
10	26.778	84.1	50.010	105.4	18.519			1:35.307		29	28.425	79.4	53.712	104.1	17.601	88.1		1:39.738	
11	26.452	93.5	48.724	106.2	16.359	92.0		1:31.535		30	28.229	84.9	52.729	104.6	18.472			1:39.430	
12	26.460	96.9	48.641	105.9	16.326			1:31.427		31	28.663	83.4	52.174	103.4	17.772			1:38.609	
13	26.442	94.3	48.766	106.2	16.369	91.9		1:31.577		32	28.302	84.1	51.838	104.2	17.650	90.3		1:37.790	
14	26.591	92.1	49.489	107.2	16.472	91.7		1:32.552		33	27.745	85.3	53.540	103.4	18.264	89.2		1:39.549	
15	27.041	90.1	48.765	106.2	16.500			1:32.306		34	30.067	84.6	52.264	103.3	17.751			1:40.082	
16	26.191	96.2	48.821	105.4	16.643			1:31.655		35	28.790	80.0	52.027	104.7	17.688			1:38.505	
17	26.301	94.4	48.787	106.5	16.653	92.4		1:31.741		36	27.450	85.0	53.255	104.1	20.030			1:40.735	
18	26.509	93.8	49.023	106.0	16.911			1:32.443		37	28.525	81.1	54.933	99.2	18.146			1:41.604	
19	26.409	97.1	48.717	105.4	16.961			1:32.087		38	28.588	77.8	52.885	102.6	17.930	90.0		1:39.403	



Session Start: 15:12:51 - Finish: 16:14:07

Weather/Track Conditions: Cloud / Dry

Circuit: Donington Park National

Track Length: 3.185 Km - 1.9791 miles

Donington Historic Festival - 28 - 30 Apr 2017

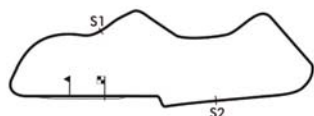
Royal Automobile Club Woodcote Trophy for pre-56 Sports Cars

Race 16 - Sector Analysis

85 Stephen Bond (W2)										Lister Bristol 'Flat Iron'									
lap	Sect-1	Speed	Sect-2	Speed	Sect-3	Speed	TopSpeed	laptime	pit	lap	Sect-1	Speed	Sect-2	Speed	Sect-3	Speed	Topspeed	laptime	pit
1		80.6	53.510	104.2	17.003			1:45.380		21	26.573	91.5	49.670	103.9	16.068			1:32.311	
2	27.673	84.4	50.024	106.2	16.641			1:34.338		22	25.929	98.4	49.097	104.1	16.020	91.6		1:31.046	
3	26.992	91.5	49.428	104.6	16.479			1:32.899		23	25.964	98.0	48.739	104.2	16.038	91.9		1:30.741	
4	26.052	91.6	49.935	105.4	16.299	90.6		1:32.286		24	25.937	96.7	49.669	105.9	15.852	91.1		1:31.458	
5	26.161	93.5	49.260	105.7	16.053	93.0		1:31.474		25	26.125	96.0	49.283	103.9	16.996			1:32.404	
6	26.266	95.2	50.448	106.5	16.225			1:32.939		26	26.288	95.0	49.734	104.4	16.744			1:32.766	
7	26.015	94.8	48.745	104.4	16.092			1:30.852		27	26.671	93.5	50.929	103.6	16.642			1:34.242	
8	26.059	92.0	48.975	105.4	16.274			1:31.308		28	26.486	97.4	48.537	104.7	16.408	90.6		1:31.431	
9	26.195	93.5	48.566	104.9	15.907			1:30.668		29	26.255	94.8	48.404	105.2	16.272	91.1		1:30.931	
10	26.728	82.6	49.188	104.1	16.424	91.2		1:32.340		30	25.989	99.0	47.744	105.2	16.574			1:30.307	
11	26.421	94.7	48.753	103.3	16.121			1:31.295		31	26.465	98.6	48.082	105.0	16.707	92.4		1:31.254	
12	26.408	94.3	48.998	103.7	16.001			1:31.407		32	26.974	91.5	50.642	104.2	16.549	89.4		1:34.165	
13	26.564	92.0	49.079	103.9	16.315			1:31.958		33	26.042	97.7	48.259	103.6	16.481	89.7		1:30.782	
14	26.382	93.9	49.388	103.4	18.010			1:33.780		34	26.395	92.1	49.288	103.7	16.523	90.4		1:32.206	
15	27.558	89.8	49.549	103.6	In			1:38.738	P	35	26.208	94.4	49.693	104.7	17.021	88.0		1:32.922	
16	Out	87.4	50.495	102.3	16.898			2:56.699	P	36	26.972	90.1	49.395	104.4	16.398			1:32.765	
17	27.152	87.6	49.959	104.1	16.551	89.8		1:33.662		37	26.143	98.0	48.731	105.0	16.654	89.3		1:31.528	
18	26.965	81.5	50.218	104.7	16.785			1:33.968		38	26.206	95.6	50.215	104.4	16.682			1:33.103	
19	26.655	92.6	49.330	104.7	16.838	88.7		1:32.823		39	26.460	95.6	48.693	105.2	18.325			1:33.478	
20	27.009	89.4	51.276	103.4	16.363	90.3		1:34.648		40									

98 Nick Matthews (W3A)										Austin-Healey 100/4									
lap	Sect-1	Speed	Sect-2	Speed	Sect-3	Speed	TopSpeed	laptime	pit	lap	Sect-1	Speed	Sect-2	Speed	Sect-3	Speed	Topspeed	laptime	pit
1		83.5	50.095	105.9	16.539	91.6		1:38.244		9	26.137	95.9	48.121	106.4	16.405			1:30.663	
2	26.047	94.1	49.149	106.9	16.443			1:31.639		10	25.975	102.7	48.328	105.7	16.492	91.9		1:30.795	
3	26.594	88.0	48.846	106.2	16.106	92.5		1:31.546		11	26.268	97.6	48.151	106.0	16.194			1:30.613	
4	25.957	97.3	47.902	106.2	16.843			1:30.702		12	25.968	96.9	48.072	106.4	17.976			1:32.016	
5	26.223	94.4	48.091	106.9	16.161	92.6		1:30.475		13	26.704	95.9	48.943	107.0	16.787	90.4		1:32.434	
6	25.802	97.7	48.509	106.7	16.199	91.5		1:30.510		14	26.158	101.3	49.392	85.0	In			1:44.512	P
7	25.937	102.1	48.003	106.4	16.466			1:30.406		15	Out	54.9	1:27.260	41.6	In			3:49.582	P
8	26.813	90.8	49.219	106.0	16.258			1:32.290		16									

99 João Mira-Gomes (W4)										Jaguar XK140 FHC									
lap	Sect-1	Speed	Sect-2	Speed	Sect-3	Speed	TopSpeed	laptime	pit	lap	Sect-1	Speed	Sect-2	Speed	Sect-3	Speed	Topspeed	laptime	pit
1		80.9	56.033	91.9	18.361			1:56.129		18	30.221	83.2	55.892	89.7	19.233	81.2		1:45.346	
2	29.975	82.2	55.096	92.9	18.308			1:43.379		19	29.864	82.5	56.175	91.5	18.626			1:44.665	
3	30.027	82.4	55.465	92.7	18.321			1:43.813		20	30.479	76.8	55.842	89.9	18.937	80.8		1:45.258	
4	29.676	83.6	57.221	91.2	18.641			1:45.538		21	30.660	73.4	57.173	90.6	18.852	81.9		1:46.685	
5	29.846	82.3	55.601	93.0	18.062	82.6		1:43.509		22	30.223	81.5	56.624	91.5	19.205			1:46.052	
6	30.281	82.5	55.102	92.7	18.407			1:43.790		23	30.413	81.8	57.585	89.7	19.337	77.6		1:47.335	
7	30.005	79.1	56.694	92.6	18.256	82.0		1:44.955		24	30.562	81.4	56.049	91.7	18.781	82.0		1:45.392	
8	30.086	82.2	55.166	91.9	19.918	80.3		1:45.170		25	30.654	81.2	56.672	88.9	18.919			1:46.245	
9	30.856	72.1	56.665	89.8	18.860	82.1		1:46.381		26	30.681	73.4	57.078	91.0	19.034	81.1		1:46.793	
10	29.683	82.3	55.725	92.0	18.298			1:43.706		27	30.054	84.2	55.658	91.7	30.457			1:56.169	
11	31.188	77.2	55.915	92.4	19.671	79.4		1:46.774		28	30.572	79.8	56.763	84.2	20.189			1:47.524	
12	30.237	83.3	56.511	90.1	18.608			1:45.356		29	30.336	80.8	56.102	88.2	19.204	81.1		1:45.642	
13	30.050	86.1	56.231	92.2	18.614			1:44.895		30	30.103	81.5	56.499	83.2	20.056			1:46.658	
14	31.793	77.7	55.814	91.5	In			1:51.132	P	31	30.922	78.1	57.112	90.0	18.828	82.6		1:46.862	
15	Out	77.1	55.572	91.6	18.807			3:06.971	P	32	30.054	82.5	56.083	90.0	18.867	80.6		1:45.004	
16	31.381	76.6	57.191	90.5	18.606			1:47.178		33	29.658	83.1	55.543	92.6	18.728	82.4		1:43.929	
17	30.250	81.7	55.347	90.5	19.446			1:45.043		34	30.288	81.9	55.330	92.9	18.652	82.6		1:44.270	



Session Start: 15:12:51 - Finish: 16:14:07

Weather/Track Conditions: Cloud / Dry

Circuit: Donington Park National

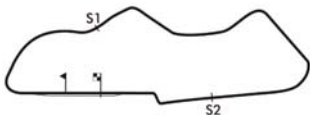
Track Length: 3.185 Km - 1.9791 miles

Donington Historic Festival - 28 - 30 Apr 2017

Royal Automobile Club Woodcote Trophy for pre-56 Sports Cars

Race 16 - Sector Analysis

101 Till Bechtolsheimer (W4)										Allard J2									
lap	Sect-1	Speed	Sect-2	Speed	Sect-3	Speed	TopSpeed	laptime	pit	lap	Sect-1	Speed	Sect-2	Speed	Sect-3	Speed	Topspeed	laptime	pit
1		88.2	47.948	111.7	17.036			1:35.455		22	Out	92.8	46.909	106.4	16.203	103.1		2:51.777	P
2	24.872	91.9	45.967	110.9	16.253			1:27.092		23	24.885	96.5	46.747	103.4	15.813	104.7		1:27.445	
3	24.706	93.3	46.116	113.0	15.332	105.4		1:26.154		24	25.426	91.2	47.479	105.2	15.780			1:28.685	
4	25.006	95.8	46.397	118.3	16.156	104.6		1:27.559		25	25.429	88.9	47.918	111.5	15.663			1:29.010	
5	25.222	90.4	46.494	113.0	16.644	102.2		1:28.360		26	26.134	96.6	46.791	111.8	15.701	104.7		1:28.626	
6	25.067	90.5	46.479	114.9	16.730	103.3		1:28.276		27	25.123	97.1	46.760	110.2	16.048			1:27.931	
7	24.610	96.6	46.214	116.1	15.771			1:26.595		28	25.334	90.2	47.740	106.5	17.654			1:30.728	
8	24.833	94.1	46.179	115.1	15.792			1:26.804		29	25.314	95.1	46.514	111.1	15.717			1:27.545	
9	24.700	95.1	46.313	116.3	15.691	102.5		1:26.704		30	25.094	95.6	46.642	108.8	15.978	106.0		1:27.714	
10	24.809	93.8	47.294	116.9	15.432			1:27.535		31	25.603	86.7	46.712	114.9	15.913			1:28.228	
11	26.018	79.7	47.866	110.6	16.371			1:30.255		32	24.924	98.1	46.529	111.8	15.526			1:26.979	
12	25.099	92.6	46.839	116.7	15.813			1:27.751		33	25.487	87.3	48.101	100.0	16.299			1:29.887	
13	25.532	94.2	46.049	116.3	15.862	102.6		1:27.443		34	25.288	96.2	47.026	103.1	15.971	104.6		1:28.285	
14	25.005	94.3	46.419	116.1	15.735			1:27.159		35	24.922	94.6	47.105	107.7	35.594	103.7		1:47.621	
15	24.832	95.9	46.767	109.3	15.881			1:27.480		36	25.967	92.5	48.767	89.8	17.026	103.9		1:31.760	
16	25.226	94.8	47.301	109.8	15.661	105.0		1:28.188		37	25.871	90.4	48.528	86.4	17.187	103.7		1:31.586	
17	24.687	95.1	46.946	116.1	15.960			1:27.593		38	25.830	88.8	49.517	95.9	17.630	103.9		1:32.977	
18	24.975	95.0	47.094	111.5	16.249	103.4		1:28.318		39	27.886	85.0	51.912	93.0	17.813			1:37.611	
19	25.077	96.5	46.720	109.0	16.355	102.6		1:28.152		40	27.864	86.5	48.744	91.4	16.676			1:33.284	
20	26.023	92.5	47.188	113.5	16.143			1:29.354		41	25.932	88.0	49.743	98.4	17.021	87.1		1:32.696	
21	24.843	94.8	47.676	103.0	In			1:33.776	P	42									



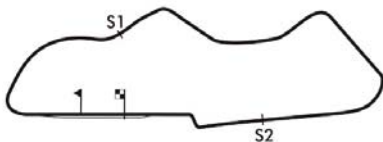
Session Start: 15:12:51 - Finish: 16:14:07
Weather/Track Conditions: Cloud / Dry
Circuit: Donington Park National
Track Length: 3.185 Km - 1.9791 miles

Donington Historic Festival - 28 - 30 Apr 2017

Royal Automobile Club Woodcote Trophy for pre-56 Sports Cars

Race 16 - Best Sector Times

SECTOR 1			SECTOR 2			SECTOR 3			IDEAL / BEST LAP COMPARISON						
NO	TIME	LAP	NO	TIME	LAP	NO	TIME	LAP	NO	NAME	BEST	IN	IDEAL	DIFF	
1	5	23.848	2	11	44.357	8	5	14.781	3	11	Wakeman-Blakeney	1:23.318	4	1:23.043	+0.275
2	11	23.875	3	5	44.669	3	11	14.811	4	5	Gary Pearson	1:23.369	2	1:23.298	+0.071
3	2	24.400	33	23	44.782	7	10	15.091	33	23	Nutthall-Wood	1:24.899	4	1:24.754	+0.145
4	10	24.490	39	10	45.168	28	2	15.096	23	10	Paul-Bourne	1:25.143	28	1:24.749	+0.394
5	101	24.610	7	2	45.478	17	6	15.219	3	2	Friedrichs-Hadfield	1:25.449	32	1:24.974	+0.475
6	6	24.664	16	15	45.661	23	23	15.286	4	101	Till Bechtolsheimer	1:26.154	3	1:25.909	+0.245
7	23	24.686	4	101	45.967	2	101	15.332	3	15	Halusa-Halusa	1:26.640	29	1:26.117	+0.523
8	9	24.869	24	6	46.042	18	15	15.516	29	6	Ure-Wigley	1:26.688	3	1:25.925	+0.763
9	15	24.940	23	9	46.141	6	9	15.607	8	9	Benjamin Eastick	1:26.822	8	1:26.617	+0.205
10	3	24.960	8	3	46.379	7	34	15.666	22	3	Hunt-Hall	1:27.638	9	1:27.030	+0.608
11	34	25.407	8	34	47.048	10	3	15.691	9	34	Harrison-Watts	1:28.572	9	1:28.121	+0.451
12	45	25.445	34	17	47.572	38	45	15.745	29	45	Mortimer-Mortimer	1:29.407	34	1:28.842	+0.565
13	19	25.764	20	45	47.652	26	85	15.852	24	22	Karsten Le Blanc	1:29.992	7	1:29.867	+0.125
14	22	25.794	7	85	47.744	30	19	15.869	22	17	Melling-Hall	1:30.248	26	1:29.708	+0.540
15	98	25.802	6	22	47.858	7	17	15.994	21	85	Stephen Bond	1:30.307	30	1:29.525	+0.782
16	85	25.929	22	7	47.897	5	98	16.106	3	98	Nick Matthews	1:30.406	7	1:29.810	+0.596
17	44	26.077	16	98	47.902	4	58	16.184	19	19	Ben Cussons	1:30.432	27	1:29.690	+0.742
18	14	26.084	29	19	48.057	29	76	16.207	6	58	Minshaw-Willis	1:30.696	12	1:30.547	+0.149
19	17	26.142	38	58	48.132	12	22	16.215	8	7	Reed-Stamm	1:30.811	5	1:30.470	+0.341
20	27	26.182	39	14	48.201	27	27	16.222	37	44	Thorne-Bennett-Bağ	1:30.843	4	1:30.593	+0.250
21	76	26.191	16	44	48.249	4	44	16.267	14	14	Brown-Brown	1:31.206	27	1:30.563	+0.643
22	58	26.231	6	76	48.641	12	14	16.278	23	27	Corfield-Blakeney-E	1:31.358	36	1:31.120	+0.238
23	7	26.279	15	27	48.716	36	7	16.294	11	76	Knight-Harris	1:31.427	12	1:31.039	+0.388
24	37	26.286	25	37	48.816	34	37	16.368	25	37	Stanton-Piercy	1:31.546	25	1:31.470	+0.076
25	33	26.445	33	33	48.906	10	61	16.405	13	33	Phillips-Phillips	1:32.410	10	1:31.895	+0.515
26	61	26.594	18	25	49.674	29	25	16.423	13	25	Nick Ruddell	1:32.835	29	1:32.765	+0.070
27	25	26.668	29	61	49.802	17	33	16.544	33	61	Wilson-Brazell	1:33.202	16	1:32.801	+0.401
28	21	28.616	29	21	53.392	15	21	17.346	29	21	Nigel Batchelor	1:39.867	29	1:39.354	+0.513
29	99	29.658	33	99	55.096	2	99	18.062	5	99	João Mira-Gomes	1:43.379	2	1:42.816	+0.563



Session Start: 15:12:51 - Finish: 16:14:07

Weather/Track Conditions: Cloud / Dry

Circuit: Donington Park National

Track Length: 3.185 Km - 1.9791 miles

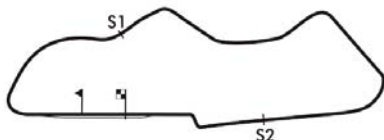


Donington Historic Festival - 28 - 30 Apr 2017

Royal Automobile Club Woodcote Trophy for pre-56 Sports Cars

Race 16 - Best Sector Speeds

	NO	SECTOR 1	MPH	NO	SECTOR 2	MPH	NO	SECTOR 3	MPH
1	23	Nutthall-Wood	108.1	11	Wakeman-Blakeney-Edward	123.8	11	Wakeman-Blakeney-Edward	107.2
2	6	Ure-Wigley	107.1	9	Benjamin Eastick	122.0	101	Till Bechtolsheimer	106.4
3	2	Friedrichs-Hadfield	106.6	5	Gary Pearson	119.8	5	Gary Pearson	105.5
4	58	Minshaw-Willis	105.6	3	Hunt-Hall	119.6	3	Hunt-Hall	103.3
5	11	Wakeman-Blakeney-Edward	105.4	101	Till Bechtolsheimer	118.3	9	Benjamin Eastick	103.3
6	45	Mortimer-Mortimer	104.0	2	Friedrichs-Hadfield	116.9	2	Friedrichs-Hadfield	103.0
7	10	Paul-Bourne	103.0	15	Halusa-Halusa	115.9	23	Nutthall-Wood	102.0
8	98	Nick Matthews	102.7	10	Paul-Bourne	115.7	15	Halusa-Halusa	100.3
9	5	Gary Pearson	101.6	6	Ure-Wigley	113.9	6	Ure-Wigley	100.2
10	34	Harrison-Watts	101.5	23	Nutthall-Wood	113.2	10	Paul-Bourne	99.5
11	9	Benjamin Eastick	100.2	19	Ben Cussons	112.4	17	Melling-Hall	98.9
12	15	Halusa-Halusa	99.6	7	Reed-Stamm	110.7	14	Brown-Brown	97.2
13	85	Stephen Bond	99.0	22	Karsten Le Blanc	110.2	34	Harrison-Watts	96.5
14	7	Reed-Stamm	98.8	14	Brown-Brown	109.8	7	Reed-Stamm	96.3
15	101	Till Bechtolsheimer	98.1	34	Harrison-Watts	109.7	19	Ben Cussons	94.8
16	17	Melling-Hall	97.4	17	Melling-Hall	109.3	22	Karsten Le Blanc	94.6
17	44	Thorne-Bennett-Baggs	97.3	25	Nick Ruddell	108.8	25	Nick Ruddell	93.8
18	76	Knight-Harris	97.1	45	Mortimer-Mortimer	107.7	27	Corfield-Blakeney-Edwards	93.3
19	33	Phillips-Phillips	95.9	44	Thorne-Bennett-Baggs	107.2	44	Thorne-Bennett-Baggs	93.1
20	61	Wilson-Brazell	95.9	76	Knight-Harris	107.2	45	Mortimer-Mortimer	93.1
21	14	Brown-Brown	95.4	98	Nick Matthews	107.0	98	Nick Matthews	93.1
22	37	Stanton-Piercy	95.1	27	Corfield-Blakeney-Edwards	106.7	85	Stephen Bond	93.0
23	3	Hunt-Hall	94.8	85	Stephen Bond	106.5	37	Stanton-Piercy	92.9
24	19	Ben Cussons	94.7	37	Stanton-Piercy	106.0	33	Phillips-Phillips	92.5
25	27	Corfield-Blakeney-Edwards	94.2	33	Phillips-Phillips	104.1	76	Knight-Harris	92.4
26	22	Karsten Le Blanc	93.2	58	Minshaw-Willis	104.1	61	Wilson-Brazell	92.2
27	25	Nick Ruddell	88.4	61	Wilson-Brazell	101.9	58	Minshaw-Willis	91.9
28	21	Nigel Batchelor	87.6	99	João Mira-Gomes	93.0	99	João Mira-Gomes	82.6
29	99	João Mira-Gomes	86.1	21	Nigel Batchelor	90.1	21	Nigel Batchelor	80.2



Session Start: 15:12:51 - Finish: 16:14:07
Weather/Track Conditions: Cloud / Dry
Circuit: Donington Park National
Track Length: 3.185 Km - 1.9791 miles



Donington Historic Festival - 28 - 30 Apr 2017

Royal Automobile Club Woodcote Trophy for pre-56 Sports Cars

Race 16 - Lap Chart

Lap 1			Lap 2			Lap 3			Lap 4			Lap 5			Lap 6		
NO	Behind	Laptime	NO	Behind	Laptime	NO	Behind	Laptime	NO	Behind	Laptime	NO	Behind	Laptime	NO	Behind	Laptime
5		1:26.435	5		1:23.369	5		1:23.526	5		1:23.641	5		1:23.748	5		1:23.464
11	0.359	1:26.794	11	0.581	1:23.591	11	0.591	1:23.536	11	0.268	1:23.318	21	1 LAP	1:41.411	11	0.683	1:23.527
23	3.268	1:29.703	23	5.335	1:25.436	23	7.028	1:25.219	23	8.286	1:24.899	11	0.620	1:24.100	23	13.230	1:26.549
10	5.302	1:31.737	6	11.751	1:29.536	6	14.913	1:26.688	101	19.289	1:27.559	99	1 LAP	1:45.538	21	1 LAP	1:41.618
9	5.455	1:31.890	9	12.537	1:30.451	101	15.371	1:26.154	6	19.306	1:28.034	23	10.145	1:25.607	99	1 LAP	1:43.509
6	5.584	1:32.019	10	12.653	1:30.720	9	16.241	1:27.230	9	19.953	1:27.353	101	23.901	1:28.360	101	28.713	1:28.276
34	6.637	1:33.072	101	12.743	1:27.092	34	24.959	1:35.311	34	30.855	1:29.537	9	24.510	1:28.305	9	28.813	1:27.767
101	9.020	1:35.455	34	13.174	1:29.906	98	28.099	1:31.546	3	34.252	1:28.279	6	24.553	1:28.995	6	29.222	1:28.133
2	10.932	1:37.367	2	19.489	1:31.926	2	29.428	1:33.465	98	35.160	1:30.702	34	36.279	1:29.172	34	42.902	1:30.087
98	11.809	1:38.244	98	20.079	1:31.639	3	29.614	1:32.564	2	36.474	1:30.687	3	38.397	1:27.893	3	43.632	1:28.699
3	13.922	1:40.357	3	20.576	1:30.023	22	30.439	1:32.076	22	37.188	1:30.390	98	41.887	1:30.475	98	48.933	1:30.510
22	15.054	1:41.489	22	21.889	1:30.204	44	31.006	1:31.305	44	38.208	1:30.843	2	43.357	1:30.631	2	49.898	1:30.005
44	15.256	1:41.691	44	23.227	1:31.340	45	31.710	1:31.084	45	39.187	1:31.118	22	44.069	1:30.629	22	51.112	1:30.507
45	16.718	1:43.153	45	24.152	1:30.803	76	33.990	1:31.549	76	41.839	1:31.490	44	45.615	1:31.155	44	53.216	1:31.065
76	16.839	1:43.274	76	25.967	1:32.497	15	35.805	1:32.238	15	45.100	1:32.936	45	46.842	1:31.403	45	53.562	1:30.184
15	16.964	1:43.399	15	27.093	1:33.498	58	37.323	1:32.462	58	45.557	1:31.875	76	50.119	1:32.028	76	58.340	1:31.685
17	17.845	1:44.280	58	28.387	1:33.431	85	39.287	1:32.899	10	47.071	1:30.283	10	53.444	1:30.121	10	58.610	1:28.630
14	17.949	1:44.384	14	29.452	1:34.872	10	40.429	1:51.302	85	47.932	1:32.286	15	54.502	1:33.150	58	1:03.140	1:31.496
58	18.325	1:44.760	85	29.914	1:34.338	14	42.421	1:36.495	7	53.084	1:33.124	58	55.108	1:33.299	85	1:05.133	1:32.939
85	18.945	1:45.380	27	32.682	1:35.433	7	43.601	1:33.751	19	53.392	1:32.933	85	55.658	1:31.474	15	1:05.764	1:34.726
19	19.672	1:46.107	7	33.376	1:36.654	19	44.100	1:34.116	27	54.797	1:34.320	7	1:00.147	1:30.811	7	1:08.111	1:31.428
7	20.091	1:46.526	19	33.510	1:37.207	27	44.118	1:34.962	33	58.086	1:34.201	19	1:01.470	1:31.826	19	1:09.546	1:31.540
27	20.618	1:47.053	17	33.693	1:39.217	17	47.389	1:37.222	17	1:00.349	1:36.601	27	1:04.148	1:33.099	27	1:14.002	1:33.318
33	20.945	1:47.380	25	34.875	1:36.478	33	47.526	1:35.999	25	1:00.869	1:36.004	33	1:07.099	1:32.761	33	1:16.596	1:32.961
25	21.766	1:48.201	33	35.053	1:37.477	25	48.506	1:37.157	37	1:01.690	1:36.380	17	1:11.129	1:34.528	17	1:23.705	1:36.040
37	22.646	1:49.081	37	35.714	1:36.437	37	48.951	1:36.763	61	1:01.906	1:36.196	25	1:11.765	1:34.644	25	1:24.247	1:35.946
61	23.345	1:49.780	61	36.278	1:36.302	61	49.351	1:36.599	14	1:04.230	1:45.450	37	1:12.624	1:34.682			
21	26.468	1:52.903	21	47.923	1:44.824	21	1:06.459	1:42.062				61	1:13.210	1:35.052			
99	29.694	1:56.129	99	49.704	1:43.379	99	1:09.991	1:43.813				14	1:14.180	1:33.698			

Session Start: 15:12:51 - Finish: 16:14:07

Weather/Track Conditions: Cloud / Dry

Circuit: Donington Park National

Track Length: 3.185 Km - 1.9791 miles

Donington Historic Festival - 28 - 30 Apr 2017

Royal Automobile Club Woodcote Trophy for pre-56 Sports Cars

Race 16 - Lap Chart

Lap 7			Lap 8			Lap 9			Lap 10			Lap 11			Lap 12		
NO	Behind	Laptime	NO	Behind	Laptime	NO	Behind	Laptime	NO	Behind	Laptime	NO	Behind	Laptime	NO	Behind	Laptime
11		1:25.620	11		1:23.958	11		1:23.853	11		1:25.017	11		1:26.702	11		1:24.334
5	0.007	1:26.310	5	1.274	1:25.225	5	2.145	1:24.724	58	1 LAP	1:32.229	5	2.522	1:26.883	5	3.060	1:24.872
14	1 LAP	1:36.346	17	1 LAP	1:35.819	27	1 LAP	1:33.677	5	2.341	1:25.213	85	1 LAP	1:32.340	44	1 LAP	1:33.892
61	1 LAP	1:37.920	14	1 LAP	1:32.867	33	1 LAP	1:32.760	99	2 LAPS	1:45.170	76	1 LAP	1:35.307	85	1 LAP	1:31.295
37	1 LAP	1:38.732	25	1 LAP	1:36.299	23	19.361	1:29.161	15	1 LAP	1:33.309	21	2 LAPS	1:43.160	76	1 LAP	1:31.535
23	12.419	1:25.492	61	1 LAP	1:34.401	14	1 LAP	1:34.057	7	1 LAP	1:33.048	58	1 LAP	1:33.331	58	1 LAP	1:32.336
101	29.005	1:26.595	37	1 LAP	1:35.233	17	1 LAP	1:37.081	19	1 LAP	1:32.310	15	1 LAP	1:32.415	15	1 LAP	1:32.301
9	30.099	1:27.589	23	14.053	1:25.592	25	1 LAP	1:36.093	27	1 LAP	1:31.936	7	1 LAP	1:33.212	7	1 LAP	1:32.086
6	30.922	1:28.003	101	31.851	1:26.804	61	1 LAP	1:35.120	33	1 LAP	1:32.496	19	1 LAP	1:33.983	19	1 LAP	1:31.842
21	1 LAP	1:44.524	9	32.963	1:26.822	37	1 LAP	1:35.028	23	20.207	1:25.863	27	1 LAP	1:32.948	23	23.948	1:26.449
3	45.454	1:28.125	6	33.801	1:26.837	101	34.702	1:26.704	14	1 LAP	1:33.343	33	1 LAP	1:32.410	21	2 LAPS	1:45.464
99	1 LAP	1:43.790	3	50.019	1:28.523	9	36.247	1:27.137	25	1 LAP	1:34.131	23	21.833	1:28.328	27	1 LAP	1:32.416
34	46.175	1:29.576	34	51.259	1:29.042	6	36.889	1:26.941	61	1 LAP	1:35.978	99	2 LAPS	1:46.381	33	1 LAP	1:32.503
98	53.036	1:30.406	21	1 LAP	1:43.709	3	53.804	1:27.638	17	1 LAP	1:36.683	14	1 LAP	1:33.286	99	2 LAPS	1:43.706
2	53.443	1:29.848	98	1:01.368	1:32.290	34	55.978	1:28.572	101	37.220	1:27.535	101	40.773	1:30.255	14	1 LAP	1:33.668
22	54.801	1:29.992	2	1:01.943	1:32.458	98	1:08.178	1:30.663	9	38.454	1:27.224	25	1 LAP	1:36.346	101	44.190	1:27.751
44	58.692	1:31.779	22	1:02.399	1:31.556	2	1:09.096	1:31.006	6	39.215	1:27.343	9	41.646	1:29.894	9	45.238	1:27.926
45	58.747	1:31.488	45	1:06.392	1:31.603	22	1:09.628	1:31.082	3	57.368	1:28.581	6	41.922	1:29.409	6	45.482	1:27.894
10	1:01.412	1:29.105	99	1 LAP	1:44.955	10	1:12.130	1:29.057	34	59.608	1:28.647	61	1 LAP	1:35.711	25	1 LAP	1:35.533
76	1:04.908	1:32.871	10	1:06.926	1:29.472	45	1:13.786	1:31.247	37	1 LAP	2:01.633	17	1 LAP	1:39.361	61	1 LAP	1:34.379
58	1:08.879	1:32.042	44	1:07.291	1:32.557	21	1 LAP	1:42.466	98	1:13.956	1:30.795	3	59.591	1:28.925	17	1 LAP	1:36.346
85	1:09.682	1:30.852	76	1:13.717	1:32.767	44	1:15.359	1:31.921	2	1:14.232	1:30.153	34	1:01.858	1:28.952	34	1:07.196	1:29.672
15	1:12.553	1:33.092	58	1:16.834	1:31.913	76	1:22.177	1:32.313	10	1:15.619	1:28.506	37	1 LAP	1:36.216	3	1:10.034	1:34.777
7	1:13.423	1:31.615	85	1:17.032	1:31.308	85	1:23.847	1:30.668	45	1:19.507	1:30.738	98	1:17.867	1:30.613	37	1 LAP	1:36.031
19	1:15.158	1:31.915	15	1:20.522	1:31.927				44	1:23.695	1:33.353	2	1:19.113	1:31.583			
27	1:20.762	1:33.063	7	1:21.388	1:31.923							10	1:19.612	1:30.695			
33	1:22.877	1:32.584	19	1:22.568	1:31.368							45	1:23.352	1:30.547			

Session Start: 15:12:51 - Finish: 16:14:07

Weather/Track Conditions: Cloud / Dry

Circuit: Donington Park National

Track Length: 3.185 Km - 1.9791 miles

Donington Historic Festival - 28 - 30 Apr 2017

Royal Automobile Club Woodcote Trophy for pre-56 Sports Cars

Race 16 - Lap Chart

Lap 13			Lap 14			Lap 15			Lap 16			Lap 17			Lap 18		
NO	Behind	Laptime	NO	Behind	Laptime	NO	Behind	Laptime	NO	Behind	Laptime	NO	Behind	Laptime	NO	Behind	Laptime
11		1:24.672	11		1:24.744	11		1:24.336	11		1:25.162	11		1:25.310	11		1:25.123
98	1 LAP	1:32.016	5	5.826	1:26.314	99	3 LAPS	1:45.356	3	1 LAP	1:29.946	34	1 LAP	1:31.283	98	3 LAPS	3:49.582
10	1 LAP	1:30.418	98	1 LAP	1:32.434	5	6.247	1:24.757	25	2 LAPS	1:39.943	3	1 LAP	1:31.604	34	1 LAP	1:28.927
2	1 LAP	1:32.140	37	2 LAPS	1:36.897	2	1 LAP	1:34.036	10	2 LAPS	2:49.881	61	2 LAPS	1:36.384	14	2 LAPS	1:34.907
5	4.256	1:25.868	2	1 LAP	1:31.913	37	2 LAPS	1:36.121	17	2 LAPS	1:41.318	21	3 LAPS	1:42.634	3	1 LAP	1:29.294
45	1 LAP	1:31.642	10	1 LAP	1:35.087	45	1 LAP	1:32.472	99	3 LAPS	1:44.895	10	2 LAPS	1:26.547	10	2 LAPS	1:26.569
44	1 LAP	1:33.035	45	1 LAP	1:32.580	98	1 LAP	1:44.512	5	26.879	1:45.794	2	2 LAPS	2:45.113	2	2 LAPS	1:26.392
85	1 LAP	1:31.407	85	1 LAP	1:31.958	23	29.499	1:26.443	23	31.701	1:27.364	23	34.924	1:28.533	61	2 LAPS	1:33.202
76	1 LAP	1:31.427	76	1 LAP	1:31.577	58	1 LAP	1:31.531	37	2 LAPS	1:43.025	99	3 LAPS	1:51.132	17	3 LAPS	2:56.509
58	1 LAP	1:30.696	58	1 LAP	1:30.988	76	1 LAP	1:32.552	45	1 LAP	1:44.396	76	1 LAP	1:31.655	21	3 LAPS	1:40.577
15	1 LAP	1:31.230	23	27.392	1:26.200	85	1 LAP	1:33.780	76	1 LAP	1:32.306	44	1 LAP	1:31.133	23	36.691	1:26.890
23	25.936	1:26.660	44	1 LAP	1:40.929	44	1 LAP	1:31.743	44	1 LAP	1:31.387	7	1 LAP	1:31.521	45	2 LAPS	2:51.198
7	1 LAP	1:31.902	15	1 LAP	1:31.911	15	1 LAP	1:31.144	58	1 LAP	1:36.563	101	57.829	1:27.593	85	2 LAPS	2:56.699
19	1 LAP	1:31.992	7	1 LAP	1:31.544	7	1 LAP	1:31.460	7	1 LAP	1:31.659	19	1 LAP	1:37.574	76	1 LAP	1:31.741
27	1 LAP	1:31.931	19	1 LAP	1:31.568	19	1 LAP	1:31.043	19	1 LAP	1:31.620	6	1:00.550	1:28.579	44	1 LAP	1:31.730
33	1 LAP	1:33.244	27	1 LAP	1:32.170	27	1 LAP	1:32.170	85	1 LAP	1:38.738	9	1:01.369	1:29.825	15	2 LAPS	2:59.886
21	2 LAPS	1:41.736	33	1 LAP	1:32.769	101	52.520	1:27.480	15	1 LAP	1:37.243	27	1 LAP	1:35.995	101	1:01.024	1:28.318
101	46.961	1:27.443	101	49.376	1:27.159	9	54.284	1:27.931	101	55.546	1:28.188	33	1 LAP	1:33.254	7	1 LAP	1:33.355
9	48.108	1:27.542	9	50.689	1:27.325	6	54.970	1:28.017	9	56.854	1:27.732	25	2 LAPS	2:47.924	6	1:03.035	1:27.608
6	48.641	1:27.831	6	51.289	1:27.392	33	1 LAP	1:33.643	6	57.281	1:27.473				37	3 LAPS	3:15.222
14	1 LAP	1:37.014	21	2 LAPS	1:42.422	14	1 LAP	1:34.615	27	1 LAP	1:35.030				9	1:04.668	1:28.422
25	1 LAP	1:34.766	14	1 LAP	1:33.065	21	2 LAPS	1:41.312	33	1 LAP	1:33.104				33	1 LAP	1:33.828
61	1 LAP	1:35.180	25	1 LAP	1:33.724	34	1:20.788	1:29.380	14	1 LAP	1:32.678						
99	2 LAPS	1:46.774	61	1 LAP	1:33.242	61	1 LAP	1:35.150									
34	1:11.503	1:28.979	34	1:15.744	1:28.985												
17	1 LAP	1:37.353	3	1:19.630	1:30.027												
3	1:14.347	1:28.985	17	1 LAP	1:36.667												

Session Start: 15:12:51 - Finish: 16:14:07

Weather/Track Conditions: Cloud / Dry

Circuit: Donington Park National

Track Length: 3.185 Km - 1.9791 miles

Donington Historic Festival - 28 - 30 Apr 2017

Royal Automobile Club Woodcote Trophy for pre-56 Sports Cars

Race 16 - Lap Chart

Lap 19			Lap 20			Lap 21			Lap 22			Lap 23			Lap 24		
NO	Behind	Laptime	NO	Behind	Laptime	NO	Behind	Laptime	NO	Behind	Laptime	NO	Behind	Laptime	NO	Behind	Laptime
11		1:24.766	11		1:25.020	11		1:24.953	11		1:25.590	11		1:31.554	11		2:43.365
25	3 LAPS	1:34.717	33	2 LAPS	1:40.565	99	5 LAPS	1:47.178	44	2 LAPS	1:37.712	27	3 LAPS	1:33.075	6	1 LAP	1:28.926
34	1 LAP	1:29.030	10	2 LAPS	1:25.958	10	2 LAPS	1:25.812	27	3 LAPS	1:33.165	19	3 LAPS	1:32.339	15	2 LAPS	1:27.456
3	1 LAP	1:29.700	2	2 LAPS	1:26.186	2	2 LAPS	1:25.531	19	3 LAPS	1:31.974	23	2 LAPS	1:55.070	76	1 LAP	1:31.798
10	2 LAPS	1:26.226	25	3 LAPS	1:34.523	3	1 LAP	1:28.232	37	4 LAPS	1:33.558	37	4 LAPS	1:34.220	85	2 LAPS	1:31.046
14	2 LAPS	1:33.696	34	1 LAP	1:35.328	25	3 LAPS	1:33.976	33	3 LAPS	2:58.638	21	4 LAPS	1:48.714	19	2 LAPS	1:31.560
2	2 LAPS	1:25.957	3	1 LAP	1:30.678	14	2 LAPS	1:37.718	10	2 LAPS	1:27.129	7	3 LAPS	3:11.932	2	1 LAP	1:27.431
58	3 LAPS	3:46.176	14	2 LAPS	1:34.780	17	3 LAPS	1:30.787	34	2 LAPS	2:49.915	10	2 LAPS	1:26.611	10	1 LAP	1:27.993
61	2 LAPS	1:33.421	58	3 LAPS	1:36.275	58	3 LAPS	1:37.116	2	2 LAPS	1:27.158	2	2 LAPS	1:26.443	27	2 LAPS	1:35.215
17	3 LAPS	1:30.869	17	3 LAPS	1:31.604	61	2 LAPS	1:39.986	99	5 LAPS	1:45.043	34	2 LAPS	1:29.507	44	2 LAPS	1:38.738
23	43.837	1:31.912	61	2 LAPS	1:34.837	45	2 LAPS	1:30.538	3	1 LAP	1:30.181	33	3 LAPS	1:36.609	37	3 LAPS	1:33.388
21	3 LAPS	1:41.931	45	2 LAPS	1:31.291	23	1 LAP	3:12.147	25	3 LAPS	1:34.096	3	1 LAP	1:31.875	34	1 LAP	1:29.264
45	2 LAPS	1:32.030	21	3 LAPS	1:42.704	6	1:14.836	1:29.704	17	3 LAPS	1:30.359	99	5 LAPS	1:45.346	21	4 LAPS	3:03.511
76	1 LAP	1:32.443	101	1:08.744	1:29.354	76	1 LAP	1:32.480	58	3 LAPS	1:33.636	14	3 LAPS	2:52.290	7	2 LAPS	1:38.475
99	4 LAPS	3:06.971	76	1 LAP	1:32.087	101	1:17.567	1:33.776	45	2 LAPS	1:29.706	25	3 LAPS	1:34.552	33	2 LAPS	1:36.293
85	2 LAPS	1:33.662	6	1:10.085	1:28.498	85	2 LAPS	1:32.823	9	1 LAP	2:49.775	17	3 LAPS	1:30.901	14	2 LAPS	1:31.754
44	1 LAP	1:31.827	85	2 LAPS	1:33.968	15	2 LAPS	1:31.127	76	1 LAP	1:31.814	58	3 LAPS	1:35.276	17	2 LAPS	1:30.548
101	1:04.410	1:28.152	44	1 LAP	1:35.135	21	3 LAPS	1:44.717	15	2 LAPS	1:29.402	61	3 LAPS	3:05.542	25	2 LAPS	1:35.012
15	2 LAPS	1:30.215	15	2 LAPS	1:33.325				85	2 LAPS	1:34.648	45	2 LAPS	1:30.162	58	2 LAPS	1:36.072
6	1:06.607	1:28.338	9	1:17.938	1:34.802							101	1 LAP	2:51.777	99	4 LAPS	1:45.258
9	1:08.156	1:28.254	27	2 LAPS	1:32.792							9	1 LAP	1:28.351	45	1 LAP	1:29.442
27	2 LAPS	2:50.096	19	2 LAPS	1:32.083							6	1 LAP	2:57.540	101	1:24.965	1:28.685
7	1 LAP	1:35.056	37	3 LAPS	1:33.682							15	2 LAPS	1:28.191			
37	3 LAPS	1:34.935	7	1 LAP	1:37.047							76	1 LAP	1:32.521			
19	2 LAPS	3:03.677										85	2 LAPS	1:32.311			
												44	2 LAPS	3:04.295			
												19	2 LAPS	1:32.253			
												27	2 LAPS	1:33.140			
												2	1 LAP	1:26.369			

Session Start: 15:12:51 - Finish: 16:14:07

Weather/Track Conditions: Cloud / Dry

Circuit: Donington Park National

Track Length: 3.185 Km - 1.9791 miles

Donington Historic Festival - 28 - 30 Apr 2017

Royal Automobile Club Woodcote Trophy for pre-56 Sports Cars

Race 16 - Lap Chart

Lap 25			Lap 26			Lap 27			Lap 28			Lap 29			Lap 30		
NO	Behind	Laptime	NO	Behind	Laptime	NO	Behind	Laptime	NO	Behind	Laptime	NO	Behind	Laptime	NO	Behind	Laptime
11		1:26.361	11		1:26.407	11		1:25.516	11		1:26.208	11		1:28.974	11		1:24.845
9	1 LAP	1:29.316	101	1 LAP	1:29.010	45	2 LAPS	1:30.519	21	5 LAPS	1:43.002	23	4 LAPS	1:40.509	101	1 LAP	1:27.545
6	1 LAP	1:27.666	9	1 LAP	1:28.637	101	1 LAP	1:28.626	25	3 LAPS	1:34.983	33	3 LAPS	1:38.937	6	1 LAP	1:27.378
15	2 LAPS	1:27.703	6	1 LAP	1:28.120	9	1 LAP	1:27.858	45	2 LAPS	1:29.462	101	1 LAP	1:30.728	9	1 LAP	1:29.410
61	3 LAPS	1:40.514	15	2 LAPS	1:28.852	6	1 LAP	1:28.764	101	1 LAP	1:27.931	9	1 LAP	1:29.855	45	2 LAPS	1:30.520
76	1 LAP	1:31.648	99	5 LAPS	1:46.685	58	3 LAPS	1:36.428	9	1 LAP	1:27.899	6	1 LAP	1:28.706	33	3 LAPS	1:35.331
85	2 LAPS	1:30.741	61	3 LAPS	1:37.071	15	2 LAPS	1:27.408	6	1 LAP	1:28.005	7	3 LAPS	1:41.926	15	2 LAPS	1:30.467
2	1 LAP	1:25.456	2	1 LAP	1:26.556	2	1 LAP	1:26.180	15	2 LAPS	1:29.843	45	2 LAPS	1:32.268	7	3 LAPS	1:38.271
10	1 LAP	1:26.870	10	1 LAP	1:25.658	10	1 LAP	1:26.265	58	3 LAPS	1:32.846	25	3 LAPS	1:36.257	2	1 LAP	1:27.358
19	2 LAPS	1:32.202	85	2 LAPS	1:31.458	61	3 LAPS	1:36.804	2	1 LAP	1:25.538	15	2 LAPS	1:27.541	25	3 LAPS	1:36.202
34	1 LAP	1:31.141	76	1 LAP	1:37.428	85	2 LAPS	1:32.404	10	1 LAP	1:25.815	21	5 LAPS	1:43.162	10	1 LAP	1:27.077
27	2 LAPS	1:37.951	19	2 LAPS	1:32.272	99	5 LAPS	1:46.052	61	3 LAPS	1:36.275	2	1 LAP	1:25.527	23	4 LAPS	1:42.850
44	2 LAPS	1:37.023	27	2 LAPS	1:32.514	19	2 LAPS	1:31.847	85	2 LAPS	1:32.766	58	3 LAPS	1:33.982	58	3 LAPS	1:32.748
37	3 LAPS	1:34.734	37	3 LAPS	1:33.597	27	2 LAPS	1:32.774	19	2 LAPS	1:31.385	10	1 LAP	1:25.143	21	5 LAPS	1:42.288
23	3 LAPS	4:56.149	44	2 LAPS	1:36.421	37	3 LAPS	1:33.219	76	2 LAPS	3:16.383	85	2 LAPS	1:34.242	85	2 LAPS	1:31.431
21	4 LAPS	1:44.668	3	1 LAP	1:31.200	44	2 LAPS	1:33.526	99	5 LAPS	1:47.335	61	3 LAPS	1:37.067	19	2 LAPS	1:30.796
3	1 LAP	3:01.034	23	3 LAPS	1:40.632	3	1 LAP	1:30.962	27	2 LAPS	1:31.925	19	2 LAPS	1:30.432	61	3 LAPS	1:36.012
7	2 LAPS	1:38.032	14	2 LAPS	1:32.629	14	2 LAPS	1:31.999	37	3 LAPS	1:31.546	27	2 LAPS	1:32.076	27	2 LAPS	1:31.760
14	2 LAPS	1:31.413	21	4 LAPS	1:44.215	17	2 LAPS	1:31.414	44	2 LAPS	1:33.351	76	2 LAPS	1:40.722	37	3 LAPS	1:33.179
33	2 LAPS	1:35.871	7	2 LAPS	1:38.486	23	3 LAPS	1:42.301	3	1 LAP	1:29.584	37	3 LAPS	1:33.594	34	5 LAPS	7:51.832
17	2 LAPS	1:30.751	17	2 LAPS	1:31.676	7	2 LAPS	1:36.817	14	2 LAPS	1:31.506	44	2 LAPS	1:33.501	44	2 LAPS	1:33.992
25	2 LAPS	1:34.387	33	2 LAPS	1:36.065	33	2 LAPS	1:36.178	17	2 LAPS	1:30.248	99	5 LAPS	1:45.392	3	1 LAP	1:31.186
45	1 LAP	1:29.969	25	2 LAPS	1:34.005							3	1 LAP	1:34.145	76	2 LAPS	1:40.379
58	2 LAPS	1:33.149										14	2 LAPS	1:31.206	14	2 LAPS	1:31.850
												17	2 LAPS	1:30.318			

Session Start: 15:12:51 - Finish: 16:14:07

Weather/Track Conditions: Cloud / Dry

Circuit: Donington Park National

Track Length: 3.185 Km - 1.9791 miles

Donington Historic Festival - 28 - 30 Apr 2017

Royal Automobile Club Woodcote Trophy for pre-56 Sports Cars

Race 16 - Lap Chart

Lap 31			Lap 32			Lap 33			Lap 34			Lap 35			Lap 36		
NO	Behind	Laptime	NO	Behind	Laptime	NO	Behind	Laptime	NO	Behind	Laptime	NO	Behind	Laptime	NO	Behind	Laptime
11		1:26.488	11		1:25.794	11		1:26.050	11		1:25.764	11		1:25.775	11		1:28.027
17	3 LAPS	1:31.691	44	3 LAPS	1:34.488	37	4 LAPS	1:33.875	61	4 LAPS	1:36.352	21	6 LAPS	1:39.867	23	5 LAPS	1:39.259
99	6 LAPS	1:46.245	14	3 LAPS	1:32.304	27	3 LAPS	1:46.743	34	6 LAPS	1:29.337	3	2 LAPS	1:29.274	7	4 LAPS	1:39.311
101	1 LAP	1:27.714	76	3 LAPS	1:39.738	44	3 LAPS	1:34.855	3	2 LAPS	1:28.842	34	6 LAPS	1:30.638	3	2 LAPS	1:29.587
6	1 LAP	1:27.705	17	3 LAPS	1:31.371	14	3 LAPS	1:32.776	37	4 LAPS	1:33.836	61	4 LAPS	1:36.797	34	6 LAPS	1:29.733
9	1 LAP	1:27.919	101	1 LAP	1:28.228	17	3 LAPS	1:31.014	27	3 LAPS	1:32.528	37	4 LAPS	1:32.414	99	7 LAPS	1:45.642
45	2 LAPS	1:29.435	6	1 LAP	1:28.317	101	1 LAP	1:26.979	17	3 LAPS	1:30.887	6	1 LAP	1:26.760	21	6 LAPS	1:40.669
15	2 LAPS	1:26.640	9	1 LAP	1:28.725	6	1 LAP	1:27.272	6	1 LAP	1:28.716	101	1 LAP	1:28.285	6	1 LAP	1:27.286
2	1 LAP	1:26.045	15	2 LAPS	1:29.579	9	1 LAP	1:28.534	44	3 LAPS	1:34.687	27	3 LAPS	1:32.849	61	4 LAPS	1:36.508
10	1 LAP	1:25.869	2	1 LAP	1:26.204	76	3 LAPS	1:39.430	101	1 LAP	1:29.887	2	1 LAP	1:27.532	2	1 LAP	1:26.027
33	3 LAPS	1:34.636	45	2 LAPS	1:31.169	2	1 LAP	1:25.449	14	3 LAPS	1:33.626	17	3 LAPS	1:31.239	37	4 LAPS	1:33.424
25	3 LAPS	1:34.234	10	1 LAP	1:25.648	10	1 LAP	1:26.985	9	1 LAP	1:27.798	9	1 LAP	1:29.312	10	1 LAP	1:25.454
23	4 LAPS	1:37.932	99	6 LAPS	1:46.793	15	2 LAPS	1:32.060	2	1 LAP	1:25.550	10	1 LAP	1:26.787	27	3 LAPS	1:33.433
58	3 LAPS	1:36.181	33	3 LAPS	1:34.292	45	2 LAPS	1:31.871	10	1 LAP	1:25.737	14	3 LAPS	1:32.422	9	1 LAP	1:31.835
7	3 LAPS	1:44.506	25	3 LAPS	1:32.835	33	3 LAPS	1:34.892	15	2 LAPS	1:28.013	44	3 LAPS	1:35.403	17	3 LAPS	1:33.472
21	5 LAPS	1:40.642	58	3 LAPS	1:36.008	25	3 LAPS	1:37.257	45	2 LAPS	1:30.321	15	2 LAPS	1:30.054	14	3 LAPS	1:31.605
85	2 LAPS	1:30.931	23	4 LAPS	1:42.143	58	3 LAPS	1:34.718	76	3 LAPS	1:38.609	45	2 LAPS	1:29.632	44	3 LAPS	1:34.401
19	2 LAPS	1:31.021	7	3 LAPS	1:38.618	99	6 LAPS	1:56.169	33	3 LAPS	1:33.569	76	3 LAPS	1:37.790	15	2 LAPS	1:28.440
61	3 LAPS	1:35.547	21	5 LAPS	1:40.552	23	4 LAPS	1:38.634	25	3 LAPS	1:36.171	33	3 LAPS	1:33.591	45	2 LAPS	1:29.407
27	2 LAPS	1:31.881	85	2 LAPS	1:30.307	7	3 LAPS	1:39.045	58	3 LAPS	1:32.713	25	3 LAPS	1:33.810	101	1 LAP	1:47.621
37	3 LAPS	1:32.777	19	2 LAPS	1:31.114	85	2 LAPS	1:31.254	85	2 LAPS	1:34.165	58	3 LAPS	1:33.388	76	3 LAPS	1:39.549
34	5 LAPS	1:29.770	61	3 LAPS	1:35.784	19	2 LAPS	1:31.328	19	2 LAPS	1:33.052	85	2 LAPS	1:30.782	33	3 LAPS	1:32.794
3	1 LAP	1:28.929	34	5 LAPS	1:29.155	21	5 LAPS	1:41.193	23	4 LAPS	1:38.954	19	2 LAPS	1:30.634	25	3 LAPS	1:34.362
			3	1 LAP	1:29.482				99	6 LAPS	1:47.524				85	2 LAPS	1:32.206
									7	3 LAPS	1:39.785				19	2 LAPS	1:31.709

Session Start: 15:12:51 - Finish: 16:14:07

Weather/Track Conditions: Cloud / Dry

Circuit: Donington Park National

Track Length: 3.185 Km - 1.9791 miles

Donington Historic Festival - 28 - 30 Apr 2017

Royal Automobile Club Woodcote Trophy for pre-56 Sports Cars

Race 16 - Lap Chart

Lap 37			Lap 38			Lap 39			Lap 40			Lap 41			Lap 42		
NO	Behind	Laptime	NO	Behind	Laptime	NO	Behind	Laptime	NO	Behind	Laptime	NO	Behind	Laptime	NO	Behind	Laptime
11		1:25.843	11		1:26.839	11		1:26.954	11		1:28.206	11		1:26.324	11		1:25.969
3	2 LAPS	1:30.011	85	3 LAPS	1:32.922	25	4 LAPS	1:34.565	33	4 LAPS	1:36.265	33	4 LAPS	1:38.774	21	7 LAPS	1:40.126
34	6 LAPS	1:30.313	19	3 LAPS	1:31.956	85	3 LAPS	1:32.765	25	4 LAPS	1:34.064	25	4 LAPS	1:33.843	99	8 LAPS	1:44.270
23	5 LAPS	1:38.687	3	2 LAPS	1:30.485	3	2 LAPS	1:29.538	76	4 LAPS	1:40.735	85	3 LAPS	1:33.103	2	1 LAP	1:27.524
7	4 LAPS	1:37.401	34	6 LAPS	1:30.146	34	6 LAPS	1:29.370	85	3 LAPS	1:31.528	2	1 LAP	1:27.441	25	4 LAPS	1:35.302
6	1 LAP	1:28.289	6	1 LAP	1:28.260	2	1 LAP	1:25.841	3	2 LAPS	1:29.083	3	2 LAPS	1:29.934	3	2 LAPS	1:30.485
2	1 LAP	1:26.355	2	1 LAP	1:27.498	6	1 LAP	1:28.481	34	6 LAPS	1:29.483	76	4 LAPS	1:41.604	33	4 LAPS	1:38.548
10	1 LAP	1:26.758	10	1 LAP	1:26.799	10	1 LAP	1:28.014	2	1 LAP	1:25.831	34	6 LAPS	1:33.245	85	3 LAPS	1:33.478
37	4 LAPS	1:35.976	7	4 LAPS	1:37.704	19	3 LAPS	1:51.200	10	1 LAP	1:25.356	6	1 LAP	1:29.421	6	1 LAP	1:27.989
99	7 LAPS	1:46.658	23	5 LAPS	1:40.179	9	1 LAP	1:29.306	6	1 LAP	1:26.975	10	1 LAP	1:41.658	34	6 LAPS	1:28.695
9	1 LAP	1:29.908	9	1 LAP	1:28.766	7	4 LAPS	1:37.270	19	3 LAPS	1:32.394	19	3 LAPS	1:32.121	76	4 LAPS	1:39.403
61	4 LAPS	1:38.086	37	4 LAPS	1:32.243	23	5 LAPS	1:39.564	9	1 LAP	1:28.755	9	1 LAP	1:28.305	19	3 LAPS	1:34.560
21	6 LAPS	1:43.306	17	3 LAPS	1:31.227	37	4 LAPS	1:32.249	17	3 LAPS	1:30.836	15	2 LAPS	1:29.066	9	1 LAP	1:39.571
17	3 LAPS	1:31.716	15	2 LAPS	1:30.595	17	3 LAPS	1:30.483	7	4 LAPS	1:36.750	17	3 LAPS	1:30.859	15	2 LAPS	1:30.343
27	3 LAPS	1:34.027	27	3 LAPS	1:33.277	15	2 LAPS	1:29.259	15	2 LAPS	1:31.444	37	4 LAPS	1:33.737	17	3 LAPS	1:32.074
14	3 LAPS	1:32.159	61	4 LAPS	1:37.692	27	3 LAPS	1:31.358	37	4 LAPS	1:33.446	27	3 LAPS	1:32.976	37	4 LAPS	1:32.733
15	2 LAPS	1:28.272	14	3 LAPS	1:33.701	14	3 LAPS	1:31.265	27	3 LAPS	1:32.631	45	2 LAPS	1:32.890	27	3 LAPS	1:32.525
44	3 LAPS	1:33.999	45	2 LAPS	1:30.741	45	2 LAPS	1:30.202	14	3 LAPS	1:32.214	14	3 LAPS	1:33.437	45	2 LAPS	1:31.489
45	2 LAPS	1:30.483	44	3 LAPS	1:34.013	61	4 LAPS	1:37.211	45	2 LAPS	1:30.738	7	4 LAPS	1:39.446	14	3 LAPS	1:31.787
101	1 LAP	1:31.760	101	1 LAP	1:31.586	101	1 LAP	1:32.977	23	5 LAPS	1:42.536	23	5 LAPS	1:40.719	7	4 LAPS	1:37.779
76	3 LAPS	1:40.082	99	7 LAPS	1:46.862	44	3 LAPS	1:36.035	61	4 LAPS	1:39.593	101	1 LAP	1:33.284	101	1 LAP	1:32.696
33	3 LAPS	1:34.883	21	6 LAPS	1:45.132	21	6 LAPS	1:41.821	101	1 LAP	1:37.611	44	3 LAPS	1:36.560	23	5 LAPS	1:39.813
25	3 LAPS	1:34.783	33	3 LAPS	1:35.349	99	7 LAPS	1:45.004	44	3 LAPS	1:36.201	61	4 LAPS	1:40.329	44	3 LAPS	1:34.754
			76	3 LAPS	1:38.505				21	6 LAPS	1:40.645				61	4 LAPS	1:37.298
									99	7 LAPS	1:43.929						

Session Start: 15:12:51 - Finish: 16:14:07

Weather/Track Conditions: Cloud / Dry

Circuit: Donington Park National

Track Length: 3.185 Km - 1.9791 miles

Donington Historic Festival - 28 - 30 Apr 2017

HSCC Super Touring Car Challenge for 1970-2000 Touring Cars

Race 17 - Classification

Sheet No:

POS	NO	DRIVER/S	CLASS	CLASS POS	CAR MAKE / MODEL	TIME	LAPS	GAP	DIFF	MPH	BEST	ON
1	3	James Dodd	ST1	1	Honda Accord	21:12.526	17	-- 17 laps		95.18	1:13.773	10
2	23	Graeme Dodd	ST1	2	Honda Accord	21:53.612	17	41.086	41.086	92.20	1:16.259	16
3	28	Jason Hughes	ST4	1	MG BTCC	22:28.860	17	1:16.334	35.248	89.79	1:17.799	10
4	66	Harry Whale	GA2	1	BMW E30 M3	22:30.614	17	1:18.088	1.754	89.68	1:18.209	14
5	20	Chris Beighton	ST1	3	Honda Accord	20:04.919	16	-- 16 laps		94.60	1:14.563	6
6	36	Keith Butcher	ST2	1	Audi A4	21:12.190	16	1:07.271	1:07.271	89.60	1:18.004	14
7	17	Mark Smith	GA2	2	BMW E3 M3	21:13.608	16	1:08.689	1.418	89.50	1:18.328	15
8	60	Mark Wright	GA1	1	Ford Sierra RS500	21:15.015	16	1:10.096	1.407	89.40	1:18.056	12
9	67	Tony Absolom	ST2	2	Vauxhall Cavalier	21:36.944	16	1:32.025	21.929	87.89	1:18.733	8
10	97	Neil Smith	ST1	4	Alfa Romeo 150 STW	19:16.384	15	-- 15 laps		92.42	1:14.946	7
11	4	Jason Minshaw	ST1	5	Volvo S40	22:02.006	13	-- 13 laps	5:33.914	70.06	1:14.654	11

----- FASTEST LAP SUMMARY -----

NO	DRIVER/S	CLASS	CAR MAKE / MODEL	FASTEST LAP	ON	MPH
3	James Dodd	ST1	Honda Accord	1:13.773	10	96.58
28	Jason Hughes	ST4	MG BTCC	1:17.799	10	91.58
36	Keith Butcher	ST2	Audi A4	1:18.004	14	91.34
60	Mark Wright	GA1	Ford Sierra RS500	1:18.056	12	91.28
66	Harry Whale	GA2	BMW E30 M3	1:18.209	14	91.10

Session Start: 16:30:44 - Finish: 16:51:57

Weather/Track Conditions: Cloud / Dry

Circuit: Donington Park National

Track Length: 3.185 Km - 1.9791 miles

These results are provisional until the conclusion of any judicial and technical matters.

Clerk of the Course: <div style="text-align: right;">Julian Floyd</div>	Timekeeper: <div style="text-align: right;">Nick Palmer</div>	Issued at:
--	--	------------

Donington Historic Festival - 28 - 30 Apr 2017

HSCC Super Touring Car Challenge for 1970-2000 Touring Cars

Race 17 - Sector Analysis

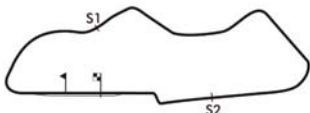
3 James Dodd (ST1)									Honda Accord										
lap	Sect-1	Speed	Sect-2	Speed	Sect-3	Speed	TopSpeed	laptime	pit	lap	Sect-1	Speed	Sect-2	Speed	Sect-3	Speed	Topspeed	laptime	pit
1		112.4	41.075	126.3	13.742	109.5		1:17.892		10	21.366	117.2	39.405	127.5	13.002	112.8		1:13.773	
2	22.009	110.2	40.497	126.8	13.356	111.3		1:15.862		11	21.328	114.5	39.586	127.5	13.082	113.7		1:13.996	
3	21.573	114.1	40.568	127.5	13.409	112.0		1:15.550		12	21.461	114.9	39.659	127.5	13.033	113.2		1:14.153	
4	21.784	114.7	40.030	127.5	13.186	112.2		1:15.000		13	21.395	114.3	39.569	127.5	13.361	112.2		1:14.325	
5	21.523	114.1	39.957	127.5	13.126	113.2		1:14.606		14	21.518	113.1	39.801	128.0	13.107			1:14.426	
6	21.501	114.3	39.763	127.3	13.305			1:14.569		15	21.376	113.3	40.356	126.3	13.384	112.4		1:15.116	
7	21.490	114.9	39.645	127.0	13.093			1:14.228		16	21.535	112.4	40.167	127.0	13.209	112.4		1:14.911	
8	21.517	114.3	39.581	127.0	13.066			1:14.164		17	21.389	114.7	40.640	126.8	13.929	107.7		1:15.958	
9	21.382	116.2	39.584	127.0	13.031			1:13.997		18									

4 Jason Minshaw (ST1)									Volvo S40										
lap	Sect-1	Speed	Sect-2	Speed	Sect-3	Speed	TopSpeed	laptime	pit	lap	Sect-1	Speed	Sect-2	Speed	Sect-3	Speed	Topspeed	laptime	pit
1		103.7	6:06.775		17.446			6:49.453		8	21.730	112.0	40.179	126.6	14.464			1:16.373	
2	23.507	107.1	43.498		14.194	110.0		1:21.199		9	21.919	114.1	39.877		13.587			1:15.383	
3	21.805	118.1	41.185	126.1	13.616			1:16.606		10	21.544	119.1	40.244		13.428	112.4		1:15.216	
4	21.908	121.7	40.234		13.592	111.5		1:15.734		11	21.352	111.1	39.844		13.458			1:14.654	
5	21.805	102.6	41.241		14.117	109.7		1:17.163		12	21.580	117.2	39.692		13.621	110.4		1:14.893	
6	22.017	114.5	40.160	125.4	13.463			1:15.640		13	21.571	114.5	39.753		13.674			1:14.998	
7	21.567	117.0	39.767		13.360			1:14.694		14									

17 Mark Smith (GA2)									BMW E3 M3										
lap	Sect-1	Speed	Sect-2	Speed	Sect-3	Speed	TopSpeed	laptime	pit	lap	Sect-1	Speed	Sect-2	Speed	Sect-3	Speed	Topspeed	laptime	pit
1		100.4	44.531	122.0	15.108	104.1		1:26.386		9	22.740	99.1	42.197	125.9	15.498			1:20.435	
2	22.637	109.0	41.945	123.3	14.550			1:19.132		10	23.001	110.9	41.987	123.8	14.228			1:19.216	
3	22.608	112.6	42.955	123.5	14.564			1:20.127		11	22.289	114.1	41.663	123.8	14.431			1:18.383	
4	22.780	110.2	42.335	123.8	14.644			1:19.759		12	22.337	115.3	41.730	124.2	14.268			1:18.335	
5	22.481	112.8	42.331	123.1	14.443	109.0		1:19.255		13	22.436	112.6	41.544	124.7	14.395	106.2		1:18.375	
6	22.720	110.2	41.966	125.2	14.644	106.5		1:19.330		14	22.281	111.8	41.945	122.0	14.369			1:18.595	
7	22.875	107.6	42.359	125.4	14.043	108.3		1:19.277		15	22.608	113.5	41.779	124.5	13.941			1:18.328	
8	22.435	110.9	42.240	122.0	14.166			1:18.841		16	22.386	115.1	42.526	124.9	14.922	106.0		1:19.834	

20 Chris Beighton (ST1)									Honda Accord										
lap	Sect-1	Speed	Sect-2	Speed	Sect-3	Speed	TopSpeed	laptime	pit	lap	Sect-1	Speed	Sect-2	Speed	Sect-3	Speed	Topspeed	laptime	pit
1		105.1	41.653	124.9	13.777	110.4		1:19.445		9	21.411	119.9	39.807	126.8	13.488	111.8		1:14.706	
2	22.055	114.9	40.211	127.0	13.629	110.9		1:15.895		10	21.455	119.3	39.786	125.4	13.582			1:14.823	
3	21.667	115.7	40.141	127.5	13.830	110.6		1:15.638		11	21.435	118.1	39.851	126.8	13.579	111.7		1:14.865	
4	21.573	118.9	39.790	127.3	13.536	111.5		1:14.899		12	21.459	118.9	39.767	126.8	13.646			1:14.872	
5	21.500	119.5	39.907	127.5	13.405	111.8		1:14.812		13	21.493	118.7	40.052	125.9	13.933			1:15.478	
6	21.391	118.3	39.654	127.0	13.518			1:14.563		14	21.664	117.2	39.652	125.9	13.627	111.5		1:14.943	
7	21.430	119.1	39.828	126.8	13.534	111.5		1:14.792		15	21.425		39.688		13.605			1:14.718	
8	21.339	120.4	39.685	125.6	13.569			1:14.593		16								1:15.877	

23 Graeme Dodd (ST1)									Honda Accord										
lap	Sect-1	Speed	Sect-2	Speed	Sect-3	Speed	TopSpeed	laptime	pit	lap	Sect-1	Speed	Sect-2	Speed	Sect-3	Speed	Topspeed	laptime	pit
1		101.8	41.954	126.1	13.926			1:20.188		10	22.165	98.0	41.151	126.1	13.575	110.7		1:16.891	
2	22.134	107.8	41.279	125.9	13.496			1:16.909		11	22.241	105.3	41.258	125.6	13.558			1:17.057	
3	23.956	100.2	41.364	125.4	13.839	110.4		1:19.159		12	22.141	100.6	41.481	126.1	13.683	110.7		1:17.305	
4	22.323	106.9	41.498	125.4	13.772	111.7		1:17.593		13	22.149	106.8	41.059	126.8	13.715	110.9		1:16.923	
5	22.212	107.1	41.659	125.4	13.623			1:17.494		14	22.067	104.8	41.102	125.4	13.565			1:16.734	
6	22.156	105.1	41.389	125.6	13.838			1:17.383		15	22.071	104.1	40.772	125.6	13.511			1:16.354	
7	22.195	106.3	40.960	125.2	13.725	110.7		1:16.880		16	21.915	106.1	40.625	125.6	13.719	109.7		1:16.259	
8	22.203	105.8	40.789	125.4	13.528	111.5		1:16.520		17	22.031	102.1	41.288	126.1	13.898			1:17.217	
9	21.961	105.3	41.129	125.4	13.656			1:16.746		18									



Session Start: 16:30:44 - Finish: 16:51:57

Weather/Track Conditions: Cloud / Dry

Circuit: Donington Park National

Track Length: 3.185 Km - 1.9791 miles

Donington Historic Festival - 28 - 30 Apr 2017

HSCC Super Touring Car Challenge for 1970-2000 Touring Cars

Race 17 - Sector Analysis

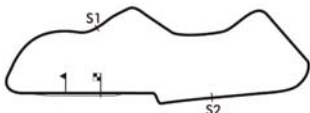
28 Jason Hughes (ST4)									MG BTCC										
lap	Sect-1	Speed	Sect-2	Speed	Sect-3	Speed	TopSpeed	laptime	pit	lap	Sect-1	Speed	Sect-2	Speed	Sect-3	Speed	Topspeed	laptime	pit
1		89.5	44.910	118.8	15.201			1:27.544		10	22.562	109.9	41.348	120.7	13.889			1:17.799	
2	22.896	104.1	42.863	117.9	14.682	102.2		1:20.441		11	22.357	110.9	41.882	119.6	14.402	105.9		1:18.641	
3	22.701	105.3	42.616	119.2	14.054			1:19.371		12	22.245	110.9	41.877	119.8	14.160			1:18.282	
4	22.585	102.9	42.742	119.2	13.995	105.2		1:19.322		13	22.624	110.9	41.279	119.4	13.915	105.4		1:17.818	
5	22.558	107.1	42.115	120.2	13.953	106.5		1:18.626		14	22.445	104.8	41.690	119.6	14.703			1:18.838	
6	22.400	109.0	42.231	120.9	14.260	107.2		1:18.891		15	22.609	107.4	41.956	119.4	13.780	106.4		1:18.345	
7	22.406	106.6	42.277	120.2	13.902	106.4		1:18.585		16	22.340	106.4	41.790	119.6	14.561	104.7		1:18.691	
8	22.428	105.3	42.096	120.7	14.402			1:18.926		17	22.503	107.8	41.672	119.4	14.348			1:18.523	
9	22.399	109.9	42.696	120.0	15.122			1:20.217		18									

36 Keith Butcher (ST2)									Audi A4										
lap	Sect-1	Speed	Sect-2	Speed	Sect-3	Speed	TopSpeed	laptime	pit	lap	Sect-1	Speed	Sect-2	Speed	Sect-3	Speed	Topspeed	laptime	pit
1		102.7	42.743	122.0	13.839			1:21.344		9	22.882	105.4	42.512	121.8	14.041	107.0		1:19.435	
2	22.564	109.0	41.847	121.5	13.678			1:18.089		10	22.696	105.4	42.380	122.2	13.801	107.7		1:18.877	
3	22.584	106.9	42.308	121.5	13.713	107.4		1:18.605		11	22.713	106.4	42.617	121.3	14.109			1:19.439	
4	22.535	106.3	41.792	122.4	13.799			1:18.126		12	23.348	104.3	42.961	121.3	14.154	105.7		1:20.463	
5	22.521	106.9	42.214	121.5	14.064			1:18.799		13	22.610	108.6	41.882	121.8	13.858			1:18.350	
6	22.538	105.8	42.443	122.0	13.831			1:18.812		14	22.459	108.8	41.864	121.5	13.681	107.6		1:18.004	
7	22.575	106.1	42.485	120.9	14.147	106.7		1:19.207		15	22.643	107.3	42.489	121.3	13.848	107.9		1:18.980	
8	22.705	104.3	42.628	121.1	14.004	106.5		1:19.337		16	22.591	107.3	42.589	114.5	In			1:26.323	P

60 Mark Wright (GA1)									Ford Sierra RS500										
lap	Sect-1	Speed	Sect-2	Speed	Sect-3	Speed	TopSpeed	laptime	pit	lap	Sect-1	Speed	Sect-2	Speed	Sect-3	Speed	Topspeed	laptime	pit
1		98.0	44.561	130.0	14.419	109.0		1:24.753		9	21.927	113.3	42.394	130.2	14.268			1:18.589	
2	22.387	107.1	42.357	133.1	20.028			1:24.772		10	22.340	114.3	42.092	131.0	14.155	112.0		1:18.587	
3	23.392	112.0	42.380	130.5	14.311	110.7		1:20.083		11	22.115	116.2	42.081	129.2	14.368	113.7		1:18.564	
4	22.303	113.1	41.875	133.6	14.176	111.8		1:18.354		12	21.633	118.1	41.666	130.2	14.757			1:18.056	
5	21.764	115.3	42.983	125.9	14.494	112.4		1:19.241		13	22.057	116.0	42.043	130.2	14.581			1:18.681	
6	22.569	112.6	42.575	131.5	14.178	112.6		1:19.322		14	21.791	117.4	42.424	126.1	14.480	107.4		1:18.695	
7	21.865	115.7	42.008	130.7	14.451			1:18.324		15	22.086	116.2	42.033	131.3	13.965	113.9		1:18.084	
8	21.889	114.3	42.893	119.0	14.488			1:19.270		16	21.690	115.7	44.984	118.3	14.966	113.4		1:21.640	

66 Harry Whale (GA2)									BMW E30 M3										
lap	Sect-1	Speed	Sect-2	Speed	Sect-3	Speed	TopSpeed	laptime	pit	lap	Sect-1	Speed	Sect-2	Speed	Sect-3	Speed	Topspeed	laptime	pit
1		101.8	44.683	119.4	14.521			1:25.543		10	22.937	114.9	41.818	119.6	14.144	106.0		1:18.899	
2	22.692	109.2	42.437	119.8	14.299	106.2		1:19.428		11	22.425	113.0	42.002	121.5	14.198			1:18.625	
3	22.842	105.6	43.075	120.5	14.466	105.5		1:20.383		12	22.377	113.3	41.915	121.5	14.388	105.5		1:18.680	
4	22.673	110.0	42.558	119.6	14.353	106.9		1:19.584		13	22.851	109.3	41.812	121.8	14.131			1:18.794	
5	22.477	112.2	42.629	120.0	14.275			1:19.381		14	22.357	113.5	41.805	121.3	14.047	107.7		1:18.209	
6	22.758	109.9	42.026	121.1	14.218			1:19.002		15	22.469	109.3	42.054	121.8	13.986			1:18.509	
7	22.388	110.8	42.374	120.9	14.011	106.5		1:18.773		16	22.436	113.9	41.610	121.3	14.886	106.7		1:18.932	
8	22.835	109.9	42.141	121.1	14.395			1:19.371		17	22.428	112.4	41.970	118.5	15.089	95.2		1:19.487	
9	22.385	113.5	42.062	119.6	14.567	106.4		1:19.014		18									

67 Tony Absolom (ST2)									Vauxhall Cavalier										
lap	Sect-1	Speed	Sect-2	Speed	Sect-3	Speed	TopSpeed	laptime	pit	lap	Sect-1	Speed	Sect-2	Speed	Sect-3	Speed	Topspeed	laptime	pit
1		100.4	44.711	119.4	14.478	104.9		1:25.181		9	22.747	114.5	41.948	120.0	14.592	104.6		1:19.287	
2	22.710	109.9	42.250	119.8	14.358			1:19.318		10	40.702	90.7	44.363	118.5	14.444			1:39.509	
3	23.034	106.8	43.018	120.2	14.304	105.2		1:20.356		11	22.950	112.6	43.543	117.9	14.229	106.2		1:20.722	
4	22.824	105.9	42.176	119.8	14.484	104.1		1:19.484		12	22.649	112.4	42.308	121.1	14.977	104.2		1:19.934	
5	22.831	109.7	42.702	117.9	14.272	106.4		1:19.805		13	23.097	110.0	42.091	120.0	14.160	106.5		1:19.348	
6	22.693	113.3	41.857	119.6	14.230	105.9		1:18.780		14	22.802	112.8	42.110	119.8	14.296			1:19.208	
7	22.537	114.1	42.133	119.8	14.393	105.2		1:19.063		15								1:18.940	
8	22.728	114.9	41.751	120.0	14.254			1:18.733		16								1:19.276	



Session Start: 16:30:44 - Finish: 16:51:57

Weather/Track Conditions: Cloud / Dry

Circuit: Donington Park National

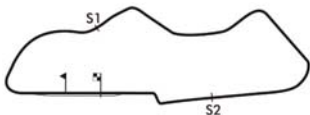
Track Length: 3.185 Km - 1.9791 miles

Donington Historic Festival - 28 - 30 Apr 2017

HSCC Super Touring Car Challenge for 1970-2000 Touring Cars

Race 17 - Sector Analysis

97 Neil Smith (ST1)									Alfa Romeo 150 STW										
lap	Sect-1	Speed	Sect-2	Speed	Sect-3	Speed	TopSpeed	laptime	pit	lap	Sect-1	Speed	Sect-2	Speed	Sect-3	Speed	Topspeed	laptime	pit
1		104.3	41.610	125.4	13.995	106.2		1:19.366		9	21.617	113.1	40.159	125.4	13.304	111.7		1:15.080	
2	22.364	114.1	40.536	125.6	13.698	109.8		1:16.598		10	23.078	97.3	41.171	125.4	13.635	110.7		1:17.884	
3	21.648	115.1	40.365	126.6	13.688	109.5		1:15.701		11	21.718	109.5	40.277	125.2	13.577	111.5		1:15.572	
4	21.543	120.1	40.342	122.6	13.518	111.1		1:15.403		12	21.587	111.7	40.350	125.4	13.631			1:15.568	
5	21.657	118.5	40.205	126.1	13.399			1:15.261		13	21.882	109.0	40.604	125.2	13.498	110.6		1:15.984	
6	21.705	116.8	40.081	125.6	13.488	109.5		1:15.274		14	21.963	110.2	40.818	125.2	13.485			1:16.266	
7	21.611	114.1	40.036	125.9	13.299			1:14.946		15	21.608	112.8	47.333	103.6	In			1:32.026	P
8	21.672	114.7	40.205	123.3	13.578	110.9		1:15.455		16									



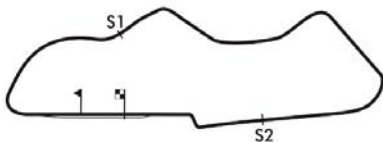
Session Start: 16:30:44 - Finish: 16:51:57
Weather/Track Conditions: Cloud / Dry
Circuit: Donington Park National
Track Length: 3.185 Km - 1.9791 miles

Donington Historic Festival - 28 - 30 Apr 2017

HSCC Super Touring Car Challenge for 1970-2000 Touring Cars

Race 17 - Best Sector Times

	SECTOR 1			SECTOR 2			SECTOR 3			IDEAL / BEST LAP COMPARISON					
	NO	TIME	LAP	NO	TIME	LAP	NO	TIME	LAP	NO	NAME	BEST	IN	IDEAL	DIFF
1	3	21.328	11	3	39.405	10	3	13.002	10	3	James Dodd	1:13.773	10	1:13.735	+0.038
2	20	21.339	8	20	39.652	14	97	13.299	7	20	Chris Beighton	1:14.563	6	1:14.396	+0.167
3	4	21.352	11	4	39.692	12	4	13.360	7	4	Jason Minshaw	1:14.654	11	1:14.404	+0.250
4	97	21.543	4	97	40.036	7	20	13.405	5	97	Neil Smith	1:14.946	7	1:14.878	+0.068
5	60	21.633	12	23	40.625	16	23	13.496	2	23	Graeme Dodd	1:16.259	16	1:16.036	+0.223
6	23	21.915	16	28	41.279	13	36	13.678	2	28	Jason Hughes	1:17.799	10	1:17.304	+0.495
7	28	22.245	12	17	41.544	13	28	13.780	15	36	Keith Butcher	1:18.004	14	1:17.929	+0.075
8	17	22.281	14	66	41.610	16	17	13.941	15	60	Mark Wright	1:18.056	12	1:17.264	+0.792
9	66	22.357	14	60	41.666	12	60	13.965	15	66	Harry Whale	1:18.209	14	1:17.953	+0.256
10	36	22.459	14	67	41.751	8	66	13.986	15	17	Mark Smith	1:18.328	15	1:17.766	+0.562
11	67	22.537	7	36	41.792	4	67	14.160	13	67	Tony Absolom	1:18.733	8	1:18.448	+0.285



Session Start: 16:30:44 - Finish: 16:51:57

Weather/Track Conditions: Cloud / Dry

Circuit: Donington Park National

Track Length: 3.185 Km - 1.9791 miles

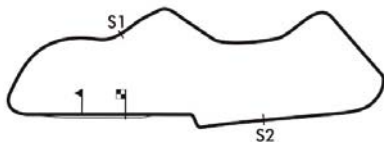


Donington Historic Festival - 28 - 30 Apr 2017

HSCC Super Touring Car Challenge for 1970-2000 Touring Cars

Race 17 - Best Sector Speeds

	NO	SECTOR 1	MPH	NO	SECTOR 2	MPH	NO	SECTOR 3	MPH
1	4	Jason Minshaw	121.7	60	Mark Wright	133.6	60	Mark Wright	113.9
2	20	Chris Beighton	120.4	3	James Dodd	128.0	3	James Dodd	113.7
3	97	Neil Smith	120.1	20	Chris Beighton	127.5	4	Jason Minshaw	113.0
4	60	Mark Wright	118.1	23	Graeme Dodd	126.8	20	Chris Beighton	112.4
5	3	James Dodd	117.2	4	Jason Minshaw	126.6	23	Graeme Dodd	111.8
6	17	Mark Smith	115.3	97	Neil Smith	126.6	97	Neil Smith	111.7
7	66	Harry Whale	114.9	17	Mark Smith	125.9	17	Mark Smith	109.1
8	67	Tony Absolom	114.9	36	Keith Butcher	122.4	66	Harry Whale	108.1
9	28	Jason Hughes	110.9	66	Harry Whale	121.8	36	Keith Butcher	107.9
10	36	Keith Butcher	109.0	67	Tony Absolom	121.1	28	Jason Hughes	107.2
11	23	Graeme Dodd	107.8	28	Jason Hughes	120.9	67	Tony Absolom	106.5



Session Start: 16:30:44 - Finish: 16:51:57
Weather/Track Conditions: Cloud / Dry
Circuit: Donington Park National
Track Length: 3.185 Km - 1.9791 miles

Donington Historic Festival - 28 - 30 Apr 2017

HSCC Super Touring Car Challenge for 1970-2000 Touring Cars

Race 17 - Lap Chart

Lap 1			Lap 2			Lap 3			Lap 4			Lap 5			Lap 6		
NO	Behind	Laptime	NO	Behind	Laptime	NO	Behind	Laptime	NO	Behind	Laptime	NO	Behind	Laptime	NO	Behind	Laptime
3		1:17.892	3		1:15.862	3		1:15.550	3		1:15.000	3		1:14.606	3		1:14.569
97	1.474	1:19.366	20	1.586	1:15.895	20	1.674	1:15.638	20	1.573	1:14.899	20	1.779	1:14.812	20	1.773	1:14.563
20	1.553	1:19.445	97	2.210	1:16.598	97	2.361	1:15.701	97	2.764	1:15.403	97	3.419	1:15.261	97	4.124	1:15.274
23	2.296	1:20.188	23	3.343	1:16.909	23	6.952	1:19.159	23	9.545	1:17.593	23	12.433	1:17.494	23	15.247	1:17.383
36	3.452	1:21.344	36	5.679	1:18.089	36	8.734	1:18.605	36	11.860	1:18.126	36	16.053	1:18.799	36	20.296	1:18.812
60	6.861	1:24.753	67	10.745	1:19.318	67	15.551	1:20.356	67	20.035	1:19.484	67	25.234	1:19.805	67	29.445	1:18.780
67	7.289	1:25.181	66	11.217	1:19.428	66	16.050	1:20.383	66	20.634	1:19.584	66	25.409	1:19.381	66	29.842	1:19.002
66	7.651	1:25.543	17	11.764	1:19.132	17	16.341	1:20.127	17	21.100	1:19.759	17	25.749	1:19.255	17	30.510	1:19.330
17	8.494	1:26.386	28	14.231	1:20.441	28	18.052	1:19.371	28	22.374	1:19.322	28	26.394	1:18.626	28	30.716	1:18.891
28	9.652	1:27.544	60	15.771	1:24.772	60	20.304	1:20.083	60	23.658	1:18.354	60	28.293	1:19.241	60	33.046	1:19.322
												4	4 LAPS	6:49.453	4	4 LAPS	1:21.199

Session Start: 16:30:44 - Finish: 16:51:57

Weather/Track Conditions: Cloud / Dry

Circuit: Donington Park National

Track Length: 3.185 Km - 1.9791 miles

Donington Historic Festival - 28 - 30 Apr 2017

HSCC Super Touring Car Challenge for 1970-2000 Touring Cars

Race 17 - Lap Chart

Lap 7			Lap 8			Lap 9			Lap 10			Lap 11			Lap 12		
NO	Behind	Laptime	NO	Behind	Laptime	NO	Behind	Laptime	NO	Behind	Laptime	NO	Behind	Laptime	NO	Behind	Laptime
3		1:14.228	3		1:14.164	3		1:13.997	3		1:13.773	3		1:13.996	3		1:14.153
20	2.337	1:14.792	20	2.766	1:14.593	20	3.475	1:14.706	20	4.525	1:14.823	20	5.394	1:14.865	67	1 LAP	1:20.722
97	4.842	1:14.946	97	6.133	1:15.455	97	7.216	1:15.080	97	11.327	1:17.884	97	12.903	1:15.572	20	6.113	1:14.872
23	17.899	1:16.880	23	20.255	1:16.520	23	23.004	1:16.746	23	26.122	1:16.891	23	29.183	1:17.057	97	14.318	1:15.568
36	25.275	1:19.207	36	30.448	1:19.337	36	35.886	1:19.435	36	40.990	1:18.877	36	46.433	1:19.439	23	32.335	1:17.305
67	34.280	1:19.063	67	38.849	1:18.733	67	44.139	1:19.287	4	4 LAPS	1:15.640	4	4 LAPS	1:14.694	4	4 LAPS	1:16.373
66	34.387	1:18.773	66	39.594	1:19.371	4	4 LAPS	1:17.163	66	49.737	1:18.899	66	54.366	1:18.625	36	52.743	1:20.463
28	35.073	1:18.585	28	39.835	1:18.926	66	44.611	1:19.014	28	50.081	1:17.799	28	54.726	1:18.641	28	58.855	1:18.282
17	35.559	1:19.277	17	40.236	1:18.841	28	46.055	1:20.217	60	51.654	1:18.587	60	56.222	1:18.564	66	58.893	1:18.680
60	37.142	1:18.324	4	4 LAPS	1:15.734	17	46.674	1:20.435	17	52.117	1:19.216	17	56.504	1:18.383	60	1:00.125	1:18.056
4	4 LAPS	1:16.606	60	42.248	1:19.270	60	46.840	1:18.589	67	1:09.875	1:39.509				17	1:00.686	1:18.335

Session Start: 16:30:44 - Finish: 16:51:57

Weather/Track Conditions: Cloud / Dry

Circuit: Donington Park National

Track Length: 3.185 Km - 1.9791 miles

Donington Historic Festival - 28 - 30 Apr 2017

HSCC Super Touring Car Challenge for 1970-2000 Touring Cars

Race 17 - Lap Chart

Lap 13			Lap 14			Lap 15			Lap 16			Lap 17		
NO	Behind	Laptime	NO	Behind	Laptime	NO	Behind	Laptime	NO	Behind	Laptime	NO	Behind	Laptime
3		1:14.325	3		1:14.426	3		1:15.116	3		1:14.911	3		1:15.958
20	7.266	1:15.478	20	7.783	1:14.943	20	7.385	1:14.718	20	8.351	1:15.877	17	1 LAP	1:19.834
67	1 LAP	1:19.934	67	1 LAP	1:19.348	67	1 LAP	1:19.208	67	1 LAP	1:18.940	60	1 LAP	1:21.640
97	15.977	1:15.984	97	17.817	1:16.266	97	34.727	1:32.026	23	39.827	1:16.259	67	1 LAP	1:19.276
23	34.933	1:16.923	23	37.241	1:16.734	23	38.479	1:16.354	4	4 LAPS	1:14.893	23	41.086	1:17.217
4	4 LAPS	1:15.383	4	4 LAPS	1:15.216	4	4 LAPS	1:14.654	28	1:13.769	1:18.691	4	4 LAPS	1:14.998
36	56.768	1:18.350	36	1:00.346	1:18.004	36	1:04.210	1:18.980	66	1:14.559	1:18.932	28	1:16.334	1:18.523
28	1:02.348	1:17.818	28	1:06.760	1:18.838	28	1:09.989	1:18.345	36	1:15.622	1:26.323	66	1:18.088	1:19.487
66	1:03.362	1:18.794	66	1:07.145	1:18.209	66	1:10.538	1:18.509						
60	1:04.481	1:18.681	60	1:08.750	1:18.695	60	1:11.718	1:18.084						
17	1:04.736	1:18.375	17	1:08.905	1:18.595	17	1:12.117	1:18.328						

Session Start: 16:30:44 - Finish: 16:51:57

Weather/Track Conditions: Cloud / Dry

Circuit: Donington Park National

Track Length: 3.185 Km - 1.9791 miles

Donington Historic Festival - 28 - 30 Apr 2017

HRDC 'Coys Trophy' for pre-66 Touring Cars

Race 18 - Classification

Sheet No:

POS	NO	DRIVER/S	CLASS	CLASS POS	CAR MAKE / MODEL	TIME	LAPS	GAP	DIFF	MPH	BEST	ON
1	16	David Tomlin	CLA	1	Ford Lotus Cortina Mk1	45:56.324	31	-- 31 laps		80.13	1:25.749	5
2	98	Graham Pattle	CLA	2	Ford Lotus Cortina Mk1	45:57.794	31	1.470	1.470	80.08	1:26.063	9
3	35	Mark Burton	SEA	1	Ford Mustang	46:19.744	31	23.420	21.950	79.45	1:25.861	4
4	6	Thomas-Lockie	SEA	2	Ford Falcon	46:29.004	31	32.680	9.260	79.19	1:26.458	9
5	22	Michael Squire	SEA	3	Ford Mustang	46:32.967	31	36.643	3.963	79.08	1:25.487	3
6	91	Martin Strommen	CLA	3	Ford Lotus Cortina Mk1	46:43.245	31	46.921	10.278	78.78	1:26.909	9
7	99	Ben Beighton	SEA	4	Ford Mustang	46:49.536	31	53.212	6.291	78.61	1:26.494	10
8	65	Nicholas Ruddell	SEA	5	Ford Mustang	47:06.714	31	1:10.390	17.178	78.13	1:26.677	10
9	77	Jordan-Jordan	HIL	1	Austin GT40	47:08.715	31	1:12.391	2.001	78.08	1:28.169	8
10	56	Alexander-Fores	CLA	4	Alfa Romeo Sprint GT	47:12.535	31	1:16.211	3.820	77.97	1:27.341	22
11	136	Nigel Batchelor	SEA	6	Ford Mustang	46:47.228	30	-- 30 laps	1:02.777	76.14	1:27.839	5
12	48	Butterfield-Dorlin	HIL	2	Jaguar Mk1	47:23.179	30	35.951	35.951	75.17	1:30.677	5
13	148	James-Stretton	CLA	5	BMW 1800 Tisa	47:24.035	30	36.807	0.856	75.15	1:29.995	19
14	155	Raymond Low	CLA	6	Austin Mini Cooper S	46:30.101	29	-- 29 laps	36.403	74.05	1:31.706	8
15	57	Michael Steele	CLA	7	Ford Lotus Cortina Mk1	46:35.293	29	5.192	5.192	73.91	1:30.363	27
16	66	Viggo Lund	CLA	8	Ford Lotus Cortina Mk1	46:52.778	29	22.677	17.485	73.45	1:28.326	29
17	72	Jeffrey-Harrison	CLA	9	Austin Mini Cooper S	44:25.588	28	-- 28 laps		74.84	1:30.145	9
18	55	Alistair Dyson	HIL	3	Jaguar Mk2	44:29.706	28	4.118	4.118	74.72	1:29.960	5
19	15	Gold-Wood	HIL	4	Riley 1.5 Bonhams	46:19.979	27	-- 27 laps	3:30.174	69.20	1:32.978	26
20	135	Bruce Chapman	SPR	1	Austin A35 'Academy'	46:29.261	27	9.282	9.282	68.97	1:38.797	24
21	126	Jones-Shirtcliffe	SPR	2	Austin A35 'Academy'	46:31.050	27	11.071	1.789	68.92	1:38.322	24
22	112	John Cleland	SPR	3	Austin A30 'Academy'	46:53.212	27	33.233	22.162	68.38	1:40.333	21
23	172	James Gibbons	SPR	4	Austin A35 'Academy'	47:13.062	27	53.083	19.850	67.90	1:40.171	19
24	96	Stephen Reed	HIL	5	Austin A35 'Speedwell'	47:27.036	27	1:07.057	13.974	67.56	1:39.095	20
25	58	Tony Hall	HIL	6	Vauxhall VX4/90	46:52.972	26	-- 26 laps	1:08.195	65.85	1:42.553	19
26	73	Clarkson-Smithies	SEA	7	Ford Falcon Sprint	39:37.443	25	-- 25 laps		74.92	1:28.586	6
27	7	Steve Soper	CLA	10	Ford Lotus Cortina Mk1	32:39.077	22	-- 22 laps		80.01	1:24.697	4
28	31	Les Ely	CLA	11	BMW 2000 Ti	36:05.100	22	3:26.023	3:26.023	72.39	1:28.503	17
29	10	Jack Drury	SEA	8	Ford Falcon Futura	31:16.916	21	-- 21 laps		79.71	1:24.375	16
30	42	John Spiers	CLA	12	Ford Lotus Cortina Mk1	32:25.361	21	1:08.445	1:08.445	76.91	1:27.068	11
31	5	Kersley-Drury	CLA	13	Ford Lotus Cortina Mk1	26:02.656	16	-- 16 laps	2:16.167	72.95	1:29.965	15
32	87	Jonathan Lewis	CLA	14	Mini Cooper S	16:14.180	11	-- 11 laps		80.44	1:25.986	5
33	11	Ding Boston	HIL	7	Riley 1.5	16:03.014	10	-- 10 laps	1:21.041	73.98	1:33.749	8
34	111	Larry Tucker	SEA	9	Ford Shelby Mustang	6:22.087	4	-- 4 laps --		74.58	1:30.334	3

----- FASTEST LAP SUMMARY -----

NO	DRIVER/S	CLASS	CAR MAKE / MODEL	FASTEST LAP	ON	MPH
10	Jack Drury	SEA	Ford Falcon Futura	1:24.375	16	84.44
7	Steve Soper	CLA	Ford Lotus Cortina Mk1	1:24.697	4	84.12
77	Jordan-Jordan	HIL	Austin GT40	1:28.169	8	80.81
126	Jones-Shirtcliffe	SPR	Austin A35 'Academy'	1:38.322	24	72.46

Car 135 started from back of grid

Car 112 requires a working transponder - Regulation Q.12.2.1 refers.

Car 87 - transponder stopped working.

Session Start: 17:02:10 - Finish: 17:48:06

Weather/Track Conditions: Cloud / Dry

Circuit: Donington Park National

Track Length: 3.185 Km - 1.9791 miles

These results are provisional until the conclusion of any judicial and technical matters.

Clerk of the Course: <div style="text-align: right;">Julian Floyd</div>	Timekeeper: <div style="text-align: right;">Nick Palmer</div>	Issued at:
--	--	------------

Donington Historic Festival - 28 - 30 Apr 2017

HRDC 'Coys Trophy' for pre-66 Touring Cars

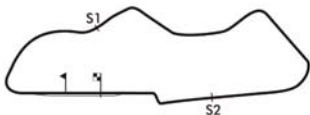
Race 18 - Sector Analysis

5 Kersley-Drury (CLA)										Ford Lotus Cortina Mk1									
lap	Sect-1	Speed	Sect-2	Speed	Sect-3	Speed	TopSpeed	laptime	pit	lap	Sect-1	Speed	Sect-2	Speed	Sect-3	Speed	Topspeed	laptime	pit
1						84.0		1:46.224		9	27.440	88.0	49.844	103.0	17.108			1:34.392	
2	28.673	82.0	50.882	102.2	17.068	87.4		1:36.623		10	27.113	86.5	49.463	102.5	16.669			1:33.245	
3	26.788	88.9	50.278	103.0	16.901			1:33.967		11	26.643	88.0	50.826	103.3	17.162	85.7		1:34.631	
4	26.764	89.4	50.168	102.8	17.314			1:34.246		12	26.992	85.6	51.075	103.4	In			1:40.967	P
5	27.050	87.6	49.836	102.2	16.780	88.0		1:33.666		13	Out	97.4	48.549	103.7	16.115	90.9		2:21.457	P
6	27.037	87.9	49.468	103.0	16.913	87.6		1:33.418		14	26.460	92.1	50.056	103.6	16.110			1:32.626	
7	26.755	88.4	49.789	102.8	16.691	88.2		1:33.235		15	26.284	101.3	47.696	103.6	15.985	91.5		1:29.965	
8	26.859	88.2	50.022	103.7	16.765			1:33.646		16	26.910	98.1	47.539	103.6	15.899	91.4		1:30.348	

6 Thomas-Lockie (SEA)										Ford Falcon									
lap	Sect-1	Speed	Sect-2	Speed	Sect-3	Speed	TopSpeed	laptime	pit	lap	Sect-1	Speed	Sect-2	Speed	Sect-3	Speed	Topspeed	laptime	pit
1								1:33.398		17	24.807	100.4	46.174	123.5	15.884			1:26.865	
2	26.042	95.2	48.309	123.3	16.097	105.7		1:30.448		18	25.894	96.3	47.075	122.0	15.891	107.6		1:28.860	
3	25.213	98.3	48.020	122.0	15.715	108.1		1:28.948		19	24.988	99.3	46.331	109.0	In			1:32.407	P
4	25.319	98.3	46.257	122.9	15.720			1:27.296		20	Out	99.9	49.162	121.5	16.806	102.3		2:15.849	P
5	25.370	101.0	46.036	122.9	15.531	107.7		1:26.937		21	25.201	101.0	48.737	122.6	16.589	104.6		1:30.527	
6	24.700	100.0	47.014	109.0	16.989	104.1		1:28.703		22	25.109	97.8	48.319	117.9	17.626			1:31.054	
7	25.144	94.4	46.504	122.4	15.798			1:27.446		23	25.556	102.1	47.215	122.2	15.953	105.5		1:28.724	
8	25.172	95.2	47.946	122.9	15.842			1:28.960		24	25.285	101.0	46.745	122.2	15.965	105.5		1:27.995	
9	24.947	98.0	45.997	123.1	15.514	107.2		1:26.458		25	25.010	100.2	47.620	122.4	16.408	104.6		1:29.038	
10	24.745	101.2	45.856	122.2	15.917	105.2		1:26.518		26	24.945	99.3	46.877	123.1	16.326			1:28.148	
11	24.700	102.1	46.228	123.8	15.776	106.0		1:26.704		27	25.060	103.2	47.003	122.6	15.823			1:27.886	
12	24.970	100.9	46.124	123.3	15.680	106.2		1:26.774		28	24.906	102.9	46.939	123.8	15.617			1:27.462	
13	24.712	100.2	46.783	121.3	15.690			1:27.185		29	24.975	102.7	46.992	120.9	16.084	105.5		1:28.051	
14	24.827	101.5	46.577	122.6	15.693			1:27.097		30	25.619	94.3	48.152	121.1	15.989	105.0		1:29.760	
15	25.350	97.4	46.865	123.5	15.674			1:27.889		31	24.955	99.7	46.872	116.3	16.662	100.5		1:28.489	
16	25.125	98.6	46.351	122.4	15.652	106.5		1:27.128		32									

7 Steve Soper (CLA)										Ford Lotus Cortina Mk1									
lap	Sect-1	Speed	Sect-2	Speed	Sect-3	Speed	TopSpeed	laptime	pit	lap	Sect-1	Speed	Sect-2	Speed	Sect-3	Speed	Topspeed	laptime	pit
1								1:29.917		12	24.036	104.3	46.462	114.1	15.283			1:25.781	
2	24.408	103.2	46.261	111.5	15.159			1:25.828		13	24.190	104.8	46.391	114.9	15.749	97.4		1:26.330	
3	24.222	106.4	45.589	111.5	15.187			1:24.998		14	24.292	104.0	45.805	112.8	In			1:28.657	P
4	24.191	108.8	45.575	112.0	14.931			1:24.697		15	Out	97.8	46.177	113.5	15.447			2:14.398	P
5	24.163	104.5	45.756	112.4	15.539			1:25.458		16	24.402	103.7	45.869	114.9	15.298			1:25.569	
6	24.571	106.3	46.148	113.5	16.248	97.3		1:26.967		17	24.423	99.3	45.951	113.4	15.303			1:25.677	
7	24.827	96.5	46.086	114.7	15.258			1:26.171		18	24.396	104.8	45.681	112.6	15.326			1:25.403	
8	24.130	102.9	45.774	113.4	15.023			1:24.927		19	24.271	104.6	46.670	113.0	15.946			1:26.887	
9	24.082	109.2	45.558	113.0	15.848	101.6		1:25.488		20	24.822	99.1	46.147	115.3	15.191			1:26.160	
10	24.160	104.0	46.076	113.0	16.050			1:26.286		21	24.297	107.4	46.829	109.8	15.761			1:26.887	
11	24.123	105.9	46.060	112.4	15.425	100.0		1:25.608		22	25.711	91.6	51.471	89.1	In			1:40.983	P

10 Jack Drury (SEA)										Ford Falcon Futura									
lap	Sect-1	Speed	Sect-2	Speed	Sect-3	Speed	TopSpeed	laptime	pit	lap	Sect-1	Speed	Sect-2	Speed	Sect-3	Speed	Topspeed	laptime	pit
1								1:31.416		12	24.202	97.8	46.436	122.2	In			1:30.473	P
2	24.271	100.3	45.782	120.2	15.357	107.0		1:25.410		13		93.0	46.894	120.2	15.217			2:18.437	P
3	24.411	98.8	45.601	121.5	15.193	107.4		1:25.205		14	24.358	97.0	45.557	122.6	15.542			1:25.457	
4	24.324	101.0	45.725	120.9	15.178	107.7		1:25.227		15	24.280	100.6	45.599	122.9	15.127			1:25.006	
5	24.118	102.1	45.558	121.1	15.152			1:24.828		16	24.134	95.4	45.211	122.9	15.030			1:24.375	
6	24.404	102.0	45.573	111.5	15.816	106.7		1:25.793		17	23.965	103.0	45.973	123.5	15.141	107.4		1:25.079	
7	24.700	96.6	45.648	121.1	15.274	107.2		1:25.622		18	24.144	100.6	45.864	121.3	15.063			1:25.071	
8	24.312	99.4	45.411	121.5	15.162			1:24.885		19	23.951	100.9	46.190	119.2	15.510	107.0		1:25.651	
9	25.097	101.2	45.255	123.3	15.297	107.0		1:25.649		20	24.389	98.6	45.880	121.1	15.234			1:25.503	
10	24.240	103.7	45.996	116.1	15.508	106.4		1:25.744		21	24.030	100.6	59.010	75.7	In			1:46.143	P
11	24.354	100.9	46.311	120.2	15.277			1:25.942		22									



Session Start: 17:02:10 - Finish: 17:48:06

Weather/Track Conditions: Cloud / Dry

Circuit: Donington Park National

Track Length: 3.185 Km - 1.9791 miles

Donington Historic Festival - 28 - 30 Apr 2017

HRDC 'Coys Trophy' for pre-66 Touring Cars

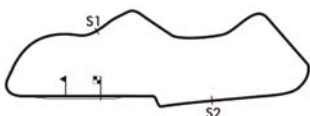
Race 18 - Sector Analysis

11 Ding Boston (HIL)										Riley 1.5										
lap	Sect-1	Speed	Sect-2	Speed	Sect-3	Speed	TopSpeed	laptime	pit	lap	Sect-1	Speed	Sect-2	Speed	Sect-3	Speed	Topspeed	laptime	pit	
1				99.2	16.797	87.3		1:47.917		6	27.317	95.9	49.851	98.6	16.921				1:34.089	
2	28.068	85.0	51.072	98.4	16.738			1:35.878		7	27.832	94.7	50.145	98.3	16.687				1:34.664	
3	27.462	94.3	50.976	97.7	16.821			1:35.259		8	27.202	96.0	49.925	97.9	16.622	84.5			1:33.749	
4	27.375	96.2	50.240	95.9	16.875			1:34.490		9	27.370	95.1	50.154	97.7	17.099	86.8			1:34.623	
5	27.127	93.3	50.363	97.7	16.534	87.4		1:34.024		10	27.221	96.2	50.653	98.6	In				1:38.321	P

15 Gold-Wood (HIL)										Riley 1.5 Bonhams										
lap	Sect-1	Speed	Sect-2	Speed	Sect-3	Speed	TopSpeed	laptime	pit	lap	Sect-1	Speed	Sect-2	Speed	Sect-3	Speed	Topspeed	laptime	pit	
1				94.3	18.376	78.2		1:57.621		15	27.766	93.9	49.795	97.7	16.852				1:34.413	
2	29.517	79.4	56.452	94.2	18.672	80.5		1:44.641		16	27.247	95.2	50.995	97.3	17.253				1:35.495	
3	29.289	78.7	56.003		18.537	80.7		1:43.829		17	27.015	93.9	50.241	99.3	16.921	86.2			1:34.177	
4	29.662	78.9	56.414	93.3	18.520			1:44.596		18	27.705	95.5	50.352	99.2	16.977	84.8			1:35.034	
5	30.243	78.9	1:03.251	81.6	20.448			1:53.942		19	27.816	91.2	50.801	99.3	16.763	87.0			1:35.380	
6	29.607	78.6	57.795	95.4	20.338	77.1		1:47.740		20	26.790	96.5	50.258	98.7	16.459				1:33.507	
7	29.870	80.7	56.739	95.2	18.614			1:45.223		21	26.915	93.2	49.952	99.0	16.604	87.7			1:33.471	
8	29.186	78.6	59.048	88.9	19.070			1:47.304		22	27.003	92.6	49.816	98.7	16.577				1:33.396	
9	29.390	82.1	58.160	86.3	19.623			1:47.173		23	27.299	95.2	50.020	98.0	16.800				1:34.119	
10	31.184	79.7	57.042	95.9	18.254			1:46.480		24	27.115	86.8	50.164		16.630				1:33.909	
11	28.994	79.7	58.022	94.7	18.349			1:45.365		25	26.786	99.4	50.326	100.6	16.394				1:33.506	
12	33.343	76.7	56.169	82.4	In			1:54.717	P	26	26.823	96.9	49.342	100.2	16.813				1:32.978	
13		92.0	50.878	99.0	16.821	85.7		2:22.342	P	27	26.767	96.6	1:09.379	91.2	19.384				1:55.530	
14	26.986	93.4	50.021	99.9	17.084			1:34.091		28										

16 David Tomlin (CLA)										Ford Lotus Cortina Mk1										
lap	Sect-1	Speed	Sect-2	Speed	Sect-3	Speed	TopSpeed	laptime	pit	lap	Sect-1	Speed	Sect-2	Speed	Sect-3	Speed	Topspeed	laptime	pit	
1						97.9		1:35.496		17	25.050	97.6	46.116	110.6	In				1:30.488	P
2	25.064	96.2	48.399	109.3	15.444			1:28.907		18	Out	95.2	47.156	109.3	15.610	96.6			2:03.421	P
3	25.207	99.7	46.291	109.5	15.338			1:26.836		19	25.165	102.6	46.701	109.3	15.662				1:27.528	
4	24.958	99.1	46.402	109.0	15.338	96.9		1:26.698		20	25.189	101.5	46.487	110.2	16.232	94.0			1:27.908	
5	25.027	103.8	45.501	110.0	15.221	97.6		1:25.749		21	25.628	82.2	49.427	109.3	15.456	97.3			1:30.511	
6	24.848	101.0	47.286	110.6	15.793			1:27.927		22	24.981	105.1	46.267	108.8	15.281	97.3			1:26.529	
7	24.806	100.6	48.161	106.4	15.617			1:28.584		23	24.972	100.9	46.499	109.8	15.362				1:26.833	
8	25.176	104.1	46.760	109.8	15.298	95.9		1:27.234		24	25.174	89.7	46.332	110.9	15.193	97.3			1:26.699	
9	24.955	105.8	46.434	109.8	15.775	95.6		1:27.164		25	24.968	102.9	46.560	109.8	15.346				1:26.874	
10	25.130	103.3	45.921	109.5	15.521	96.3		1:26.572		26	24.911	99.3	46.075	110.9	15.198	97.9			1:26.184	
11	25.289	100.6	46.044	107.9	15.387			1:26.720		27	24.907	103.7	48.281	110.0	15.232				1:28.420	
12	24.983	104.6	46.562	110.9	16.797			1:28.342		28	25.477	93.4	45.965	111.3	15.681	97.3			1:27.123	
13	25.154	102.3	46.012	110.2	15.322			1:26.488		29	25.472	96.7	48.730	110.2	15.422	96.3			1:29.624	
14	25.151	99.7	46.886	110.6	16.061	94.6		1:28.098		30	25.118	101.6	46.301	110.9	15.270	98.0			1:26.689	
15	25.106	103.2	46.991	109.5	15.264			1:27.361		31	24.911	99.7	46.338	110.7	15.701				1:26.950	
16	24.854	103.3	46.092	110.2	15.421			1:26.367		32										

22 Michael Squire (SEA)										Ford Mustang										
lap	Sect-1	Speed	Sect-2	Speed	Sect-3	Speed	TopSpeed	laptime	pit	lap	Sect-1	Speed	Sect-2	Speed	Sect-3	Speed	Topspeed	laptime	pit	
1								1:33.716		17	25.011	97.7	46.134	118.8	15.865	102.0			1:27.010	
2	25.029	100.9	45.783	119.0	15.261	102.3		1:26.073		18	24.866	106.4	46.532	116.1	15.967	101.4			1:27.365	
3	24.754	102.9	45.496	119.2	15.237	101.9		1:25.487		19	24.745	105.1	46.121	117.1	16.307	100.9			1:27.173	
4	24.663	96.9	45.889	118.3	15.297			1:25.849		20	24.772	100.2	46.142	119.0	15.933				1:26.847	
5	24.687	101.2	46.557	117.5	15.551			1:26.795		21	24.871	105.6	47.930	116.9	15.659				1:28.460	
6	24.718	100.4	47.584	111.1	16.550	101.4		1:28.852		22	24.798	103.8	46.437	118.8	16.060				1:27.295	
7	25.004	100.7	46.338	118.5	15.957	100.9		1:27.299		23	24.774	98.8	47.029	117.5	15.669	101.1			1:27.472	
8	24.921	103.2	45.922	118.3	15.454	102.0		1:26.297		24	24.957	101.5	46.896	120.2	16.047	100.3			1:27.900	
9	24.823	102.9	45.663	118.5	15.532	101.4		1:26.018		25	24.842	101.8	47.296	117.7	15.469				1:27.607	
10	24.638	105.3	45.876	107.2	16.619			1:27.133		26	24.685	105.8	46.044	117.9	15.849	100.8			1:26.578	
11	24.841	99.0	46.461	119.2	16.479	99.0		1:27.781		27	25.105	99.1	46.518	118.1	15.692				1:27.315	
12	47.541	95.5	46.692	119.4	17.942			1:52.175		28	24.830	103.0	46.415	117.5	16.120				1:27.365	
13	25.038	102.1	46.940	118.8	16.173	100.9		1:28.151		29	25.169	103.0	45.929	116.1	15.901				1:26.999	
14	24.862	96.6	46.296	118.3	15.457			1:26.615		30	25.141	90.3	46.739	110.9	16.032				1:27.912	
15	24.847	102.0	46.044	118.1	In			1:30.923	P	31	24.942	101.8	46.111	116.3	15.906	99.8			1:26.959	
16	Out	94.7	46.742	119.4	15.907	100.3		2:23.546	P	32										



Session Start: 17:02:10 - Finish: 17:48:06

Weather/Track Conditions: Cloud / Dry

Circuit: Donington Park National

Track Length: 3.185 Km - 1.9791 miles

Donington Historic Festival - 28 - 30 Apr 2017

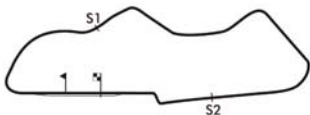
HRDC 'Coys Trophy' for pre-66 Touring Cars

Race 18 - Sector Analysis

31 Les Ely (CLA)										BMW 2000 Ti									
lap	Sect-1	Speed	Sect-2	Speed	Sect-3	Speed	TopSpeed	laptime	pit	lap	Sect-1	Speed	Sect-2	Speed	Sect-3	Speed	Topspeed	laptime	pit
1							88.6	1:42.150		12	25.537	93.5	47.016	109.8	16.114	95.2		1:28.667	
2	26.150	93.8	47.501	109.1	16.720	94.0		1:30.371		13	25.744	95.9	48.353	109.8	15.916	95.6		1:30.013	
3	25.927	86.5	48.450	107.6	16.592	88.8		1:30.969		14	25.069	96.3	47.439	110.0	In			1:32.405	P
4	27.283	92.3	46.794	109.7	15.971	93.4		1:30.048		15		91.3	46.951	109.8	16.053	95.1		2:22.373	P
5	25.718	96.5	46.800	109.7	16.035			1:28.553		16	25.597	96.0	48.719	110.4	16.264	94.8		1:30.580	
6	25.670	93.8	46.847	98.7	17.456	92.7		1:29.973		17	25.323	96.0	47.012	110.6	16.168	94.4		1:28.503	
7	25.555	95.1	47.112	110.6	16.446			1:29.113		18	25.994	84.6	47.490	110.2	16.106	94.3		1:29.590	
8	25.574	95.2	47.252	109.8	16.240	94.7		1:29.066		19	25.869	96.0	46.793	110.0	16.159			1:28.821	
9	25.563	97.8	47.322	108.3	16.283	94.2		1:29.168		20	25.640	97.1	1:02.924	82.2	In			1:53.094	P
10	25.741	95.4	47.157	109.5	16.488			1:29.386		21		87.1	50.128	103.9	17.365	83.4		2:52.329	P
11	26.063	97.4	47.015	109.7	16.092			1:29.170		22	28.596	70.3	58.810	85.1	In			1:50.758	P

35 Mark Burton (SEA)										Ford Mustang									
lap	Sect-1	Speed	Sect-2	Speed	Sect-3	Speed	TopSpeed	laptime	pit	lap	Sect-1	Speed	Sect-2	Speed	Sect-3	Speed	Topspeed	laptime	pit
1							101.7	1:34.675		17	24.885	94.7	46.366	120.9	15.662	101.3		1:26.913	
2	25.094	92.4	46.360	119.2	15.763			1:27.217		18	25.242	91.5	47.770	119.8	15.628			1:28.640	
3	25.078	94.8	46.398	120.0	15.493	101.3		1:26.969		19	24.893	99.0	46.489	103.7	In			1:32.953	P
4	24.620	100.2	45.657	120.2	15.584			1:25.861		20	Out	97.6	47.624	121.1	15.694	101.3		2:21.691	P
5	24.597	95.1	45.739	121.3	15.569	102.0		1:25.905		21	24.932	100.7	47.477	121.3	15.846	100.2		1:28.255	
6	24.788	99.1	47.682	117.7	15.845	103.6		1:28.315		22	25.608	79.1	47.702	116.7	16.535			1:29.845	
7	24.731	97.8	45.894	120.0	15.838			1:26.463		23	24.495	98.7	46.693	120.5	15.430	102.3		1:26.618	
8	24.622	100.7	45.839	120.7	15.531			1:25.992		24	24.586	97.3	46.148	119.0	16.688			1:27.422	
9	24.687	96.9	45.961	121.1	15.819	98.7		1:26.467		25	24.859	98.3	46.810	119.2	15.840	102.0		1:27.509	
10	24.443	97.4	46.188	116.1	16.112			1:26.743		26	24.503	99.6	47.031	119.4	15.788	101.7		1:27.322	
11	24.860	96.6	46.313	120.5	16.110			1:27.283		27	24.800	93.7	46.617	120.0	15.681	102.2		1:27.098	
12	25.032	100.3	48.274	120.7	15.505	101.9		1:28.811		28	24.915	95.2	45.729	121.1	15.735	101.7		1:26.379	
13	24.529	98.3	47.446	121.1	15.859	100.9		1:27.834		29	24.771	95.6	46.321	117.9	16.059	102.6		1:27.151	
14	25.604	90.9	48.533	121.5	15.676			1:29.813		30	25.291	90.1	47.794	119.2	16.618	100.0		1:29.703	
15	24.639	96.9	46.910	119.4	15.526	101.6		1:27.075		31	25.023	93.4	46.726	119.6	18.152			1:29.901	
16	24.646	95.0	46.659	119.0	15.616			1:26.921		32									

42 John Spiers (CLA)										Ford Lotus Cortina Mk1									
lap	Sect-1	Speed	Sect-2	Speed	Sect-3	Speed	TopSpeed	laptime	pit	lap	Sect-1	Speed	Sect-2	Speed	Sect-3	Speed	Topspeed	laptime	pit
1								1:36.001		12	25.631	99.1	47.644	107.0	15.866			1:29.141	
2	25.569	98.6	48.403	107.4	17.520	91.2		1:31.492		13	25.350	102.6	47.081	106.5	16.803			1:29.234	
3	27.644	88.2	48.183	107.7	15.857	95.2		1:31.684		14	25.634	99.0	46.710	108.1	15.756			1:28.100	
4	25.435	97.1	46.563	108.1	15.752			1:27.750		15	25.436	96.7	46.929	107.2	16.089	93.3		1:28.454	
5	25.602	99.9	46.371	107.4	15.890			1:27.863		16	25.624	100.3	46.715	107.4	15.455			1:27.794	
6	25.411	101.5	46.623	106.9	17.160			1:29.194		17	25.790	100.6	48.317	108.8	In			1:32.857	P
7	25.293	100.0	48.197	107.2	15.804			1:29.294		18	Out	89.0	46.891	108.3	16.062			2:24.146	P
8	25.593	96.7	46.433	107.9	15.617			1:27.643		19	25.449	102.9	46.308	108.8	17.289	88.5		1:29.046	
9	25.474	100.6	46.782	105.9	15.728			1:27.984		20	28.284	90.5	48.514	101.4	16.198			1:32.996	
10	25.509	101.5	46.591	106.9	15.693	94.7		1:27.793		21	27.330	95.4	50.223	91.7	In			1:39.827	P
11	25.182	97.7	46.359	106.9	15.527	95.4		1:27.068		22									



Session Start: 17:02:10 - Finish: 17:48:06

Weather/Track Conditions: Cloud / Dry

Circuit: Donington Park National

Track Length: 3.185 Km - 1.9791 miles

Donington Historic Festival - 28 - 30 Apr 2017

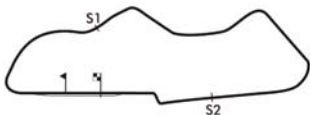
HRDC 'Coys Trophy' for pre-66 Touring Cars

Race 18 - Sector Analysis

48 Butterfield-Dorlin (HIL)										Jaguar Mk1									
lap	Sect-1	Speed	Sect-2	Speed	Sect-3	Speed	TopSpeed	laptime	pit	lap	Sect-1	Speed	Sect-2	Speed	Sect-3	Speed	Topspeed	laptime	pit
1								1:46.131		16	26.833	87.4	50.471	105.0	16.569			1:33.873	
2	26.565	98.0	49.022	104.9	16.487	92.4		1:32.074		17	26.819	91.2	50.336	106.5	16.423	92.4		1:33.578	
3	26.095	99.0	48.645	105.5	16.131			1:30.871		18	28.906	93.2	49.657	104.2	16.542	92.7		1:35.105	
4	26.329	97.4	48.558	105.5	15.904			1:30.791		19	26.577	95.4	50.164	105.4	16.553	91.9		1:33.294	
5	25.828	99.0	48.725	105.4	16.124			1:30.677		20	26.540	96.0	49.397	105.5	16.370			1:32.307	
6	26.047	97.4	48.547	104.6	16.350			1:30.944		21	26.246	97.8	49.953	102.5	16.800	92.2		1:32.999	
7	26.319	98.7	48.733	105.7	16.163	92.4		1:31.215		22	26.401	97.8	48.661	105.9	16.303			1:31.365	
8	26.274	92.4	48.885	106.0	17.354	90.7		1:32.513		23	26.681	97.0	50.039	104.2	16.448			1:33.168	
9	26.159	97.4	48.529	104.7	16.207			1:30.895		24	26.081	99.6	49.660	105.2	19.249			1:34.990	
10	26.268	97.0	48.895	105.4	16.224	93.1		1:31.387		25	27.001	95.8	50.280	105.5	16.596	93.3		1:33.877	
11	26.729	96.7	49.130	104.9	16.321			1:32.180		26	26.530	97.7	49.716	105.7	16.598	93.0		1:32.844	
12	26.219	96.7	49.190	104.1	In			1:34.839	P	27	27.182	92.1	48.673	105.9	16.410			1:32.265	
13	Out	91.3	49.887	104.9	17.771			2:25.796	P	28	26.517	83.9	49.818	105.5	16.975	91.7		1:33.310	
14	26.892	91.4	49.133	105.7	17.224			1:33.249		29	26.460	96.2	48.597	105.2	16.470			1:31.527	
15	26.803	93.2	49.136	106.4	17.050	93.4		1:32.989		30	26.384	97.7	49.169	105.7	16.573	90.1		1:32.126	

55 Alistair Dyson (HIL)										Jaguar Mk2									
lap	Sect-1	Speed	Sect-2	Speed	Sect-3	Speed	TopSpeed	laptime	pit	lap	Sect-1	Speed	Sect-2	Speed	Sect-3	Speed	Topspeed	laptime	pit
1						89.1		1:45.291		15	26.440	92.5	49.143	109.1	16.933			1:32.516	
2	26.426	95.1	48.773	107.7	16.481	92.4		1:31.680		16	26.403	93.0	48.791	109.7	16.802			1:31.996	
3	25.787	95.6	48.450	108.3	16.521	91.9		1:30.758		17	26.608	87.2	49.121	109.3	16.430	93.8		1:32.159	
4	26.620	95.0	48.398	108.6	16.071	93.3		1:31.089		18	26.217	89.8	49.777	100.8	16.676			1:32.670	
5	25.667	94.2	47.976	109.3	16.317			1:29.960		19	25.908	93.0	48.689	109.0	17.364	91.9		1:31.961	
6	25.715	98.7	48.129	108.3	16.496	92.5		1:30.340		20	26.963	87.3	49.389	109.3	16.866	92.5		1:33.218	
7	26.141	88.5	49.134	109.5	17.197			1:32.472		21	26.542	81.9	51.026	107.4	17.470			1:35.038	
8	26.338	93.4	48.488	109.8	16.261			1:31.087		22	26.563	87.2	50.192	109.7	16.529			1:33.284	
9	25.841	94.8	48.765	107.9	16.541	94.0		1:31.147		23	26.242	92.6	48.829	110.7	16.394	93.0		1:31.465	
10	25.813	95.8	49.056	108.8	16.438			1:31.307		24	26.194	93.4	49.785	108.8	23.249			1:39.228	
11	26.228	94.2	48.798	109.5	16.236	93.9		1:31.262		25	26.710	91.9	48.876	110.2	25.620			1:41.206	
12	26.027	95.2	48.809	109.1	16.400			1:31.236		26	30.220	81.4	50.199	108.6	17.051	92.6		1:37.470	
13	26.091	90.7	48.887	108.8	In			1:34.417	P	27	26.058	92.8	49.935	110.7	16.525	91.1		1:32.518	
14	Out	91.4	49.754	106.4	17.804	91.4		2:23.030	P	28	26.273	90.1	50.173	94.4	In			1:39.901	P

56 Alexander-Fores (CLA)										Alfa Romeo Sprint GT									
lap	Sect-1	Speed	Sect-2	Speed	Sect-3	Speed	TopSpeed	laptime	pit	lap	Sect-1	Speed	Sect-2	Speed	Sect-3	Speed	Topspeed	laptime	pit
1								1:40.333		17	25.319	104.3	47.218	103.1	16.236			1:28.773	
2	25.645	100.2	48.423	103.1	16.709			1:30.777		18	25.281	103.0	46.900	106.2	15.450	95.0		1:27.631	
3	26.070	95.8	47.933	103.1	15.890	92.4		1:29.893		19	25.156	104.8	46.704	106.4	15.524	95.2		1:27.384	
4	26.223	101.8	47.720	103.0	15.698			1:29.641		20	25.972	100.2	48.118	106.4	15.511			1:29.601	
5	25.821	100.6	48.197	103.4	15.949	92.6		1:29.967		21	25.103	95.5	48.743	106.5	15.851	94.3		1:29.697	
6	25.782	95.1	47.797	101.6	16.658	92.6		1:30.237		22	25.081	103.3	46.886	103.7	15.374	94.0		1:27.341	
7	25.998	96.5	47.842	103.3	17.365			1:31.205		23	25.400	102.4	47.123	103.6	15.851	89.3		1:28.374	
8	26.399	97.3	47.926	103.0	16.468	93.1		1:30.793		24	25.382	102.1	47.069	104.7	15.468	95.4		1:27.919	
9	26.606	97.8	48.428	104.6	15.771			1:30.805		25	25.107	102.3	47.115	105.4	16.581	92.4		1:28.803	
10	25.802	94.8	49.723	103.7	15.669	93.6		1:31.194		26	25.218	102.0	46.962	105.2	15.481			1:27.661	
11	25.818	103.8	48.460	103.7	15.685	93.0		1:29.963		27	25.036	101.8	48.512	104.9	15.483	95.6		1:29.031	
12	25.726	101.3	48.659	102.8	In			1:34.581	P	28	25.157	93.8	48.269	104.9	15.628	94.6		1:29.054	
13	Out	97.0	47.987	102.3	15.772	95.6		2:20.562	P	29	25.341	91.3	48.287	105.7	15.500	95.9		1:29.128	
14	25.637	83.4	48.448	104.9	16.268			1:30.353		30	25.131	102.3	46.827	104.6	15.848	93.8		1:27.806	
15	25.151	101.3	47.285	105.9	15.763			1:28.199		31	25.113	101.3	47.216	105.2	15.755			1:28.084	
16	25.340	100.6	46.843	106.7	15.562	92.6		1:27.745		32									



Session Start: 17:02:10 - Finish: 17:48:06

Weather/Track Conditions: Cloud / Dry

Circuit: Donington Park National

Track Length: 3.185 Km - 1.9791 miles

Donington Historic Festival - 28 - 30 Apr 2017

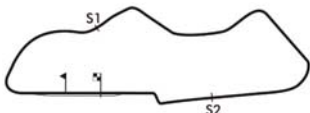
HRDC 'Coys Trophy' for pre-66 Touring Cars

Race 18 - Sector Analysis

57 Michael Steele (CLA)										Ford Lotus Cortina Mk1									
lap	Sect-1	Speed	Sect-2	Speed	Sect-3	Speed	TopSpeed	laptime	pit	lap	Sect-1	Speed	Sect-2	Speed	Sect-3	Speed	Topspeed	laptime	pit
1								1:46.669		16	25.908	91.8	49.980	105.4	16.220			1:32.108	
2	27.711	85.3	49.927	105.2	17.612			1:35.250		17	25.877	93.2	48.567	105.5	18.150			1:32.594	
3	26.203	93.7	49.521	105.4	16.491	90.3		1:32.215		18	26.519	91.0	49.056	103.7	16.633			1:32.208	
4	26.618	92.9	48.942	105.9	16.543	90.9		1:32.103		19	27.052	86.4	48.334	105.5	16.976	88.8		1:32.362	
5	25.738	95.2	49.141	106.2	17.215			1:32.094		20	26.492	86.4	49.642	105.2	17.079			1:33.213	
6	25.791	96.2	48.564	100.2	17.381			1:31.736		21	26.066	91.4	48.003	106.9	17.008			1:31.077	
7	26.534	95.5	47.904	105.4	16.568			1:31.006		22	26.996	78.8	48.929	104.6	16.449			1:32.374	
8	26.183	91.9	48.789	105.5	16.737	88.8		1:31.709		23	26.320	89.2	48.356		16.384			1:31.060	
9	25.707	98.1	50.685	105.2	16.752			1:33.144		24	26.245	97.4	48.528	104.6	16.136			1:30.909	
10	26.006	96.7	49.186	105.9	17.605	88.2		1:32.797		25	25.976	89.5	51.469	105.9	16.614	90.6		1:34.059	
11	26.943	82.0	1:03.589	105.4	16.408			1:46.940		26	26.005	90.0	48.174	106.4	16.292			1:30.471	
12	26.108	89.8	49.655	105.0	16.234	90.5		1:31.997		27	25.838	89.1	48.318	106.7	16.207	93.0		1:30.363	
13	26.145	91.8	49.263	105.4	In			1:36.002	P	28	27.021	87.7	1:09.041	103.9	16.412			1:52.474	
14		82.0	49.733	104.1	16.585	89.1		2:42.460	P	29	26.863	86.2	48.597	105.2	16.707			1:32.167	
15	26.007	93.2	49.348	105.9	16.377			1:31.732		30									

58 Tony Hall (HIL)										Vauxhall VX4/90									
lap	Sect-1	Speed	Sect-2	Speed	Sect-3	Speed	TopSpeed	laptime	pit	lap	Sect-1	Speed	Sect-2	Speed	Sect-3	Speed	Topspeed	laptime	pit
1				94.7	18.087			1:59.788		14	28.999	75.5	55.599	95.0	18.504	79.0		1:43.102	
2	29.119	77.9	55.915	95.9	18.695	80.6		1:43.729		15	28.619	88.8	56.495	92.4	18.647			1:43.761	
3	29.788	77.1	56.154	94.2	18.071	80.8		1:44.013		16	29.032	83.0	55.487	93.5	18.478	78.4		1:42.997	
4	29.374	80.8	56.137	94.7	18.175			1:43.686		17	29.831	81.8	55.487	93.6	17.983			1:43.301	
5	30.205	76.3	57.533	94.6	18.941			1:46.679		18	29.629	73.7	56.476	90.3	17.969			1:44.074	
6	29.094	83.0	54.663	94.6	18.959	76.4		1:42.716		19	29.141	87.5	55.332	92.0	18.080	79.4		1:42.553	
7	29.719	79.5	56.479	94.0	19.080			1:45.278		20	28.786	88.7	55.644	92.5	18.822			1:43.252	
8	29.906	84.9	56.506	92.9	18.951			1:45.363		21	29.248	86.1	56.484	92.2	18.338	79.4		1:44.070	
9	29.522	81.4	55.519	93.4	17.886			1:42.927		22	29.188	80.3	56.213	92.5	18.250	78.8		1:43.651	
10	28.644	83.4	55.856	94.0	In			1:48.266	P	23	29.126	81.0	56.605	90.6	18.758			1:44.489	
11		78.4	56.714	93.8	18.268			2:53.887	P	24	34.589	56.1	1:03.356	88.9	19.048	76.4		1:56.993	
12	29.026	72.8	55.752	92.4	18.101	79.8		1:42.879		25	31.192	72.9	1:01.135	86.1	19.648	74.9		1:51.975	
13	29.592	82.8	55.762	92.5	17.900			1:43.254		26	30.694	76.9	56.984	91.7	18.611			1:46.289	

65 Nicholas Ruddell (SEA)										Ford Mustang									
lap	Sect-1	Speed	Sect-2	Speed	Sect-3	Speed	TopSpeed	laptime	pit	lap	Sect-1	Speed	Sect-2	Speed	Sect-3	Speed	Topspeed	laptime	pit
1								1:40.382		17	24.683	97.1	47.086	119.4	15.924	103.0		1:27.693	
2	25.079	92.9	46.913	119.2	16.152			1:28.144		18	25.158	84.0	47.887	123.1	15.661	103.3		1:28.706	
3	25.905	95.0	46.265	119.4	17.579	96.9		1:29.749		19	25.526	91.9	46.764	112.4	16.383			1:28.673	
4	25.493	89.1	46.200	121.8	15.639			1:27.332		20	24.611	98.3	46.157	121.3	16.086	100.5		1:26.854	
5	25.002	92.1	46.273	119.0	15.755			1:27.030		21	24.882	96.2	46.868	121.8	16.081	101.4		1:27.831	
6	24.645	97.6	47.110	81.9	18.717	103.1		1:30.472		22	24.909	91.6	47.418	119.8	15.679			1:28.006	
7	25.375	90.2	47.720	120.0	15.677			1:28.772		23	24.794	99.0	47.214	120.7	15.789	102.3		1:27.797	
8	25.438	92.8	46.611	121.3	15.612			1:27.661		24	24.997	97.4	46.503	119.4	15.529	101.6		1:27.029	
9	25.134	93.7	46.393	116.5	15.595			1:27.122		25	25.239	89.1	48.279	121.1	16.025			1:29.543	
10	24.919	91.4	46.203	119.6	15.555			1:26.677		26	25.380	87.3	47.329	117.7	16.375	103.4		1:29.084	
11	25.038	94.8	46.484	118.3	16.236			1:27.758		27	25.617	78.7	47.874	117.7	16.286	100.8		1:29.777	
12	25.134	96.7	46.913	118.5	In			1:30.901	P	28	25.300	95.2	46.271	121.5	15.908			1:27.479	
13		77.4	47.000	119.6	15.371	102.6		2:49.839	P	29	24.855	98.1	46.517	119.0	15.594	106.2		1:26.966	
14	25.438	91.9	46.919	119.8	15.609			1:27.966		30	25.121	94.8	47.694	120.7	15.328	105.4		1:28.143	
15	24.923	92.5	46.426	121.1	15.690			1:27.039		31	25.532	95.2	47.563	121.5	15.601	100.9		1:28.696	
16	25.261	91.5	46.698	121.8	15.634	102.3		1:27.593		32									



Session Start: 17:02:10 - Finish: 17:48:06

Weather/Track Conditions: Cloud / Dry

Circuit: Donington Park National

Track Length: 3.185 Km - 1.9791 miles

Donington Historic Festival - 28 - 30 Apr 2017

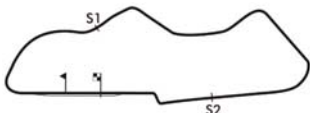
HRDC 'Coys Trophy' for pre-66 Touring Cars

Race 18 - Sector Analysis

66 Viggo Lund (CLA)										Ford Lotus Cortina Mk1									
lap	Sect-1	Speed	Sect-2	Speed	Sect-3	Speed	TopSpeed	laptime	pit	lap	Sect-1	Speed	Sect-2	Speed	Sect-3	Speed	Topspeed	laptime	pit
1								1:40.812		16	25.429	95.8	48.689	103.1	16.585	96.2		1:30.703	
2	25.674	104.6	48.080	108.8	16.438			1:30.192		17	25.847	101.2	48.847	106.0	16.051	96.1		1:30.745	
3	25.463	101.6	47.130	109.5	15.877	97.6		1:28.470		18	25.821	98.8	47.796	106.9	15.894	96.5		1:29.511	
4	51.369	77.6	53.999	88.6	In			2:06.626	P	19	25.380	94.7	48.831	107.6	15.793			1:30.004	
5	Out	97.1	48.383	107.6	16.005			2:57.451	P	20	26.263	99.4	48.258	107.2	16.007	93.8		1:30.528	
6	26.417	94.1	47.993	107.2	16.046	96.7		1:30.456		21	25.388	96.6	49.384	107.9	16.108			1:30.880	
7	25.541	103.7	47.859	107.4	16.347	95.4		1:29.747		22	25.990	83.7	47.449	109.1	15.717	95.1		1:29.156	
8	25.784	99.1	48.957	103.6	17.185			1:31.926		23	25.616	104.6	47.982	106.7	16.267			1:29.865	
9	25.897	94.2	50.914	108.4	16.458	93.5		1:33.269		24	25.308	100.3	48.831	108.6	17.204	93.4		1:31.343	
10	27.102	97.4	48.519	106.9	16.000			1:31.621		25	25.676	98.4	47.211	107.6	15.792			1:28.679	
11	26.217	96.9	48.203	107.6	16.087			1:30.507		26	25.367	104.6	47.978	109.8	16.450	95.5		1:29.795	
12	26.965	86.1	49.741	103.0	In			1:37.658	P	27	25.227	105.6	47.788	108.1	16.122			1:29.137	
13	Out	89.8	48.311	107.0	15.980	95.8		2:25.865	P	28	25.703	85.9	48.459	107.2	15.616			1:29.778	
14	25.537	97.1	48.333	107.4	16.247	94.0		1:30.117		29	25.334	99.1	47.151	109.1	15.841	95.1		1:28.326	
15	25.581	96.6	47.712	107.6	16.318	95.4		1:29.611		30									

72 Jeffrey-Harrison (CLA)										Austin Mini Cooper S									
lap	Sect-1	Speed	Sect-2	Speed	Sect-3	Speed	TopSpeed	laptime	pit	lap	Sect-1	Speed	Sect-2	Speed	Sect-3	Speed	Topspeed	laptime	pit
1						91.4		1:42.891		15	26.491	91.0	50.028	102.5	17.372			1:33.891	
2	26.023	99.6	47.996	103.1	16.249			1:30.268		16	27.366	86.6	49.920	105.0	16.204	92.2		1:33.490	
3	26.026	95.5	48.573	102.5	16.450			1:31.049		17	27.170	81.1	50.678	103.1	16.131	91.6		1:33.979	
4	27.108	91.4	48.299	101.9	16.842			1:32.249		18	26.237	93.8	48.976	103.7	16.628	92.9		1:31.841	
5	26.563	93.3	48.335	100.9	16.254	88.8		1:31.152		19	26.342	95.8	49.732	102.5	16.054	92.1		1:32.128	
6	26.322	96.3	47.984	100.3	16.345			1:30.651		20	25.892	96.5	49.750	102.5	16.341			1:31.983	
7	26.757	93.0	50.473	102.5	16.644	90.3		1:33.874		21	26.047	96.5	48.868	103.1	16.276	91.2		1:31.191	
8	26.688	93.0	48.680	103.4	16.625			1:31.993		22	26.038	93.7	49.319	102.6	16.186			1:31.543	
9	26.044	97.4	47.877	102.8	16.224	92.1		1:30.145		23	26.300	97.0	49.466	103.4	16.133			1:31.899	
10	25.846	99.7	49.137	103.7	16.376	90.1		1:31.359		24	26.318	98.3	50.366	101.9	16.328	91.9		1:33.012	
11	26.374	96.7	48.839	102.5	16.096			1:31.309		25	25.824	100.7	51.302	102.5	16.312			1:33.438	
12	25.962	94.3	49.246	93.6	17.026			1:32.234		26	26.069	99.3	49.452	102.8	15.931			1:31.452	
13	26.051	93.4	48.680	103.0	In			1:35.647	P	27	25.983	97.8	48.998	102.8	16.466			1:31.447	
14	Out	89.0	50.970	102.3	17.374			2:27.126	P	28	26.064	97.6	1:00.468	49.3	In			1:52.347	P

73 Clarkson-Smithies (SEA)										Ford Falcon Sprint									
lap	Sect-1	Speed	Sect-2	Speed	Sect-3	Speed	TopSpeed	laptime	pit	lap	Sect-1	Speed	Sect-2	Speed	Sect-3	Speed	Topspeed	laptime	pit
1						97.2		1:38.983		14	Out	93.9	47.958	111.5	17.321	92.7		2:28.260	P
2	25.627	96.3	47.668	113.4	16.411			1:29.706		15	27.131	89.8	49.543	111.3	17.218			1:33.892	
3	26.145	94.4	47.641	115.1	16.162	96.9		1:29.948		16	27.124	88.9	49.462	111.5	16.943	93.9		1:33.529	
4	40.109	88.2	48.298	114.9	16.079			1:44.486		17	26.591	88.8	48.930	111.7	17.047			1:32.568	
5	25.445	94.4	47.763	114.7	16.024			1:29.232		18	25.808	96.0	48.764	110.4	16.745			1:31.317	
6	25.531	97.1	47.014	114.1	16.041			1:28.586		19	25.765	98.8	48.922	111.7	16.856	94.0		1:31.543	
7	25.453	95.4	48.127	113.7	16.898			1:30.478		20	25.526	98.8	49.901	108.6	16.615			1:32.042	
8	25.865	92.0	48.371	112.0	15.924	95.9		1:30.160		21	25.779	99.6	49.105	103.6	17.636			1:32.520	
9	25.761	93.7	47.598	112.6	16.167			1:29.526		22	25.784	96.6	49.104	109.7	16.606	92.6		1:31.494	
10	25.801	95.4	48.385	105.4	17.193	92.1		1:31.379		23	25.629	99.3	48.227	110.7	16.458	93.1		1:30.314	
11	30.524	89.7	48.400	110.2	16.403	93.8		1:35.327		24	25.606	102.0	49.253	109.5	18.421	90.1		1:33.280	
12	25.625	97.1	48.700	109.5	16.493			1:30.818		25	25.751	99.1	49.389	109.7	In			1:43.354	P
13	25.810	94.2	48.422	105.4	In			1:34.701	P	26									



Session Start: 17:02:10 - Finish: 17:48:06

Weather/Track Conditions: Cloud / Dry

Circuit: Donington Park National

Track Length: 3.185 Km - 1.9791 miles

Donington Historic Festival - 28 - 30 Apr 2017

HRDC 'Coys Trophy' for pre-66 Touring Cars

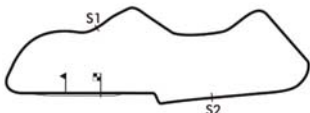
Race 18 - Sector Analysis

77 Jordan-Jordan (HIL)										Austin GT40									
lap	Sect-1	Speed	Sect-2	Speed	Sect-3	Speed	TopSpeed	laptime	pit	lap	Sect-1	Speed	Sect-2	Speed	Sect-3	Speed	Topspeed	laptime	pit
1						91.7		1:38.126		17	26.005	102.6	46.936	103.9	15.560	91.9		1:28.501	
2	26.024	104.0	46.995	103.3	16.756			1:29.775		18	25.817	102.6	46.746	103.7	15.835			1:28.398	
3	26.047	103.5	46.584	103.7	16.135	90.4		1:28.766		19	25.906	103.7	47.943	100.5	17.989			1:31.838	
4	26.522	102.6	46.901	102.8	16.033			1:29.456		20	26.597	102.6	46.920	104.2	16.099	91.9		1:29.616	
5	25.795	103.3	46.692	103.4	16.170	90.0		1:28.657		21	25.959	87.3	48.914	103.6	15.872			1:30.745	
6	26.013	104.9	46.497	104.2	16.914	91.5		1:29.424		22	25.871	102.1	48.163	103.9	16.355			1:30.389	
7	25.469	103.3	48.508	103.4	15.635			1:29.612		23	25.839	103.0	48.658	104.2	16.310	89.8		1:30.807	
8	25.514	101.8	46.998	104.1	15.657			1:28.169		24	26.180	102.1	47.070	103.4	15.909			1:29.159	
9	25.897	102.6	47.858	100.6	15.588	91.9		1:29.343		25	26.143	101.6	47.352	104.1	15.960			1:29.455	
10	25.881	103.7	47.020	103.1	15.615			1:28.516		26	25.977	102.9	47.174	103.0	15.981	91.6		1:29.132	
11	26.254	101.2	47.470	102.8	15.764			1:29.488		27	26.050	99.6	48.453	102.3	15.742			1:30.245	
12	26.004	102.0	47.709	102.5	In			1:34.535	P	28	25.795	103.2	46.973	103.6	15.656	92.0		1:28.424	
13	Out	101.0	47.094	103.3	15.825	90.7		2:11.802	P	29	26.057	101.8	47.401	103.6	16.090	92.0		1:29.548	
14	25.985	103.8	46.825	103.3	15.631			1:29.516		30	25.778	103.3	47.190	104.1	15.680	92.2		1:28.648	
15	25.998	90.4	47.607	102.8	15.587	91.7		1:29.192		31	25.781	104.3	48.010	103.6	15.748	91.5		1:29.539	
16	26.292	90.9	48.572	104.4	16.105	90.1		1:30.969		32									

87 Jonathan Lewis (CLA)										Mini Cooper S									
lap	Sect-1	Speed	Sect-2	Speed	Sect-3	Speed	TopSpeed	laptime	pit	lap	Sect-1	Speed	Sect-2	Speed	Sect-3	Speed	Topspeed	laptime	pit
1						93.9		1:35.166		7	25.164	102.9	47.325	103.6	15.756	94.0		1:28.245	
2	25.596	100.2	48.630	105.4	15.524			1:29.750		8								1:27.895	
3	24.997	102.6	46.995	105.0	15.530	93.3		1:27.522		9								1:26.512	
4	25.237	104.9	45.694	105.0	15.525	93.6		1:26.456		10								1:27.023	
5	25.169	103.8	45.470	105.5	15.347	94.2		1:25.986		11								1:32.207	
6	25.119	103.2	46.508	105.7	15.791			1:27.418		12									

91 Martin Strommen (CLA)										Ford Lotus Cortina Mk1									
lap	Sect-1	Speed	Sect-2	Speed	Sect-3	Speed	TopSpeed	laptime	pit	lap	Sect-1	Speed	Sect-2	Speed	Sect-3	Speed	Topspeed	laptime	pit
1						98.3		1:36.495		17	25.273	102.7	47.548	110.0	15.624	98.4		1:28.445	
2	25.443	95.8	47.958	110.4	15.904			1:29.305		18	25.466	101.0	46.547	110.9	15.691			1:27.704	
3	25.091	102.9	47.007	109.1	15.891	98.3		1:27.989		19	25.408	97.4	47.532	110.2	15.517	98.2		1:28.457	
4	25.035	102.1	46.651	111.1	15.646			1:27.332		20	25.429	95.2	47.335	109.7	16.198	96.9		1:28.962	
5	25.665	98.6	46.435	112.2	15.902	97.6		1:28.002		21	25.272	103.5	47.801	110.9	15.573			1:28.646	
6	25.095	100.4	46.778	109.1	17.394			1:29.267		22	25.123	104.0	46.429	112.0	16.174	96.3		1:27.726	
7	25.295	98.4	46.352	111.5	15.610	98.2		1:27.257		23	25.175	100.4	47.585	111.3	15.727	95.5		1:28.487	
8	24.980	101.6	47.025	111.3	15.566			1:27.571		24	25.823	95.1	46.370	111.7	15.525			1:27.718	
9	25.087	102.1	46.020	112.6	15.802	97.4		1:26.909		25	25.253	98.7	46.522	110.7	16.602			1:28.377	
10	24.992	103.2	46.625	111.7	15.539			1:27.156		26	25.689	97.8	47.097	110.0	15.403	97.3		1:28.189	
11	24.940	101.5	46.400	110.6	16.038			1:27.378		27	25.261	99.4	46.829	109.5	15.693			1:27.783	
12	25.427	96.6	47.034	110.2	In			1:31.438	P	28	25.081	102.7	47.495	110.7	15.468	97.4		1:28.044	
13	Out	86.6	47.067	110.2	15.584	97.3		2:26.457	P	29	25.258	98.4	46.963	109.7	15.645	97.2		1:27.866	
14	25.249	95.8	47.680	109.8	16.609	94.7		1:29.538		30	25.326	100.2	46.730	107.9	15.884	92.2		1:27.940	
15	25.387	98.0	46.810	110.2	15.521			1:27.718		31	25.619	93.3	48.946	100.0	16.362			1:30.927	
16	25.068	100.0	47.218	111.8	15.876			1:28.162		32									

96 Stephen Reed (HIL)										Austin A35 'Speedwell'									
lap	Sect-1	Speed	Sect-2	Speed	Sect-3	Speed	TopSpeed	laptime	pit	lap	Sect-1	Speed	Sect-2	Speed	Sect-3	Speed	Topspeed	laptime	pit
1				89.9	18.269	81.0		1:59.027		15	29.693	73.2	54.234	92.7	17.765			1:41.692	
2	29.492	79.1	55.767	90.7	19.032	79.1		1:44.291		16	28.895	83.1	54.388	93.1	18.052			1:41.335	
3	29.755	77.4	55.245	91.4	18.147			1:43.147		17	29.139	76.5	52.627	93.5	17.732	82.4		1:39.498	
4	30.894	75.4	56.118	91.2	18.161			1:45.173		18	29.175	73.0	54.113	94.2	17.658	82.8		1:40.946	
5	30.429	81.1	57.260	88.2	19.173	83.3		1:46.862		19	28.636	84.0	53.167	92.7	19.245	82.4		1:41.048	
6	29.026	81.2	54.419	92.6	19.848			1:43.293		20	28.691	84.0	52.758	93.4	17.646			1:39.095	
7	29.813	84.8	56.222	91.9	18.424	83.1		1:44.459		21	28.841	84.1	55.080	91.6	17.906			1:41.827	
8	29.128	83.7	54.221	92.1	18.377			1:41.726		22	28.970	87.4	54.019	92.4	18.185			1:41.174	
9	29.006	86.4	54.748	92.9	17.655			1:41.409		23	28.907	84.4	53.813	92.4	18.108	84.3		1:40.828	
10	28.698	84.9	54.395	92.9	17.343			1:40.436		24	28.789	83.4	54.328	93.8	17.660	85.1		1:40.777	
11	28.897	87.4	54.629	91.9	17.206			1:40.732		25	28.666	87.0	53.376	92.0	18.151			1:40.193	
12	29.172	70.5	54.345	93.0	17.780	83.6		1:41.297		26	28.791	84.8	53.510	93.0	17.706	84.6		1:40.007	
13	28.522	82.8	54.526	90.5	In			1:47.695	P	27	28.687	87.7	53.435	92.7	20.137			1:42.259	
14		84.2	54.306	93.3	30.820	69.8		2:56.810	P	28									



Session Start: 17:02:10 - Finish: 17:48:06

Weather/Track Conditions: Cloud / Dry

Circuit: Donington Park National

Track Length: 3.185 Km - 1.9791 miles

Donington Historic Festival - 28 - 30 Apr 2017

HRDC 'Coys Trophy' for pre-66 Touring Cars

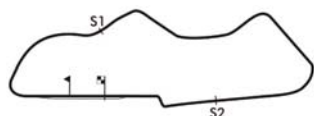
Race 18 - Sector Analysis

98 Graham Pattle (CLA)										Ford Lotus Cortina Mk1									
lap	Sect-1	Speed	Sect-2	Speed	Sect-3	Speed	TopSpeed	laptime	pit	lap	Sect-1	Speed	Sect-2	Speed	Sect-3	Speed	Topspeed	laptime	pit
1						96.1		1:34.313		17	25.326	92.8	47.376	111.8	15.891			1:28.593	
2	25.831	93.8	46.839	111.1	15.554	97.0		1:28.224		18	25.421	98.0	46.367	110.9	15.355	95.9		1:27.143	
3	24.988	95.8	46.580	110.9	15.547			1:27.115		19	25.535	92.1	47.295	109.5	15.408			1:28.238	
4	24.851	100.0	46.080	111.1	15.322			1:26.253		20	25.035	95.9	46.445	110.9	15.496	98.4		1:26.976	
5	24.913	97.1	46.253	111.3	15.347	97.3		1:26.513		21	25.323	93.9	48.074	109.7	15.261	98.2		1:28.658	
6	24.836	101.3	48.001	109.3	15.731			1:28.568		22	24.948	99.3	46.474	110.7	15.283	97.6		1:26.705	
7	24.892	94.3	46.685	111.1	15.326	96.7		1:26.903		23	24.995	102.7	46.170	111.8	15.436	96.5		1:26.601	
8	24.752	103.5	46.306	111.5	15.157	98.0		1:26.215		24	25.080	100.3	46.710	112.0	15.246	97.4		1:27.036	
9	24.749	99.4	45.948	111.3	15.366			1:26.063		25	25.020	101.2	46.019	111.3	15.449			1:26.488	
10	25.085	100.0	45.951	111.1	15.743	95.4		1:26.779		26	24.894	97.0	46.702	113.7	15.400			1:26.996	
11	24.939	99.7	46.911	110.9	16.166	93.5		1:28.016		27	25.058	98.8	47.867	112.0	15.378			1:28.303	
12	25.226	100.6	46.811	110.6	15.339	96.5		1:27.376		28	25.201	82.9	46.869	111.7	15.392			1:27.462	
13	24.947	100.6	46.690	110.9	In			1:31.218	P	29	25.006	97.4	47.541	111.8	15.538	96.7		1:28.085	
14		94.7	46.699	110.9	15.291			2:09.635	P	30	24.935	102.0	46.416	112.2	15.534			1:26.885	
15	24.948	99.4	46.327	110.9	15.235	97.6		1:26.510		31	24.942	101.2	46.301	111.3	15.506	94.0		1:26.749	
16	25.100	100.4	46.253	112.2	15.822	97.0		1:27.175		32									

99 Ben Beighton (SEA)										Ford Mustang									
lap	Sect-1	Speed	Sect-2	Speed	Sect-3	Speed	TopSpeed	laptime	pit	lap	Sect-1	Speed	Sect-2	Speed	Sect-3	Speed	Topspeed	laptime	pit
1						102.8		1:37.147		17	24.634	104.3	46.353	120.2	15.701			1:26.688	
2	25.109	93.2	47.879	107.0	17.481	97.6		1:30.469		18	24.721	99.1	48.234	117.7	15.658	103.0		1:28.613	
3	24.750	102.1	46.638	118.8	15.460			1:26.848		19	24.572	102.4	46.923	118.5	15.788			1:27.283	
4	24.755	98.7	46.772	119.6	15.478	105.5		1:27.005		20	24.787	91.6	48.068	115.7	16.101	100.3		1:28.956	
5	24.746	97.7	46.563	119.4	15.611	103.3		1:26.920		21	24.881	105.4	47.411	119.0	15.680	102.5		1:27.972	
6	24.321	104.3	47.593	92.7	17.179			1:29.093		22	24.594	96.7	48.460	113.2	16.463	102.3		1:29.517	
7	24.678	102.0	46.871	118.5	15.671	103.7		1:27.220		23	24.608	98.8	46.907	120.7	15.453	104.4		1:26.968	
8	24.543	100.0	47.635	120.0	15.617	104.1		1:27.795		24	24.598	104.0	46.698	115.7	15.762			1:27.058	
9	24.872	98.3	46.503	120.0	15.700	103.4		1:27.075		25	24.459	106.6	47.424	117.7	15.708	104.6		1:27.591	
10	24.404	105.4	46.302	118.1	15.788	102.8		1:26.494		26	25.414	100.9	46.641	121.8	37.548	98.2		1:49.603	
11	24.459	103.2	46.238	121.3	15.813			1:26.510		27	25.175	98.7	47.023	118.8	15.624	103.0		1:27.822	
12	24.598	102.7	46.410	120.0	15.577	103.7		1:26.585		28	24.818	100.0	46.905	116.9	16.005	103.6		1:27.728	
13	24.626	99.7	47.184	119.0	15.677	103.9		1:27.487		29	24.806	106.1	46.923	118.8	16.028	103.0		1:27.757	
14	24.553	103.0	46.828	119.0	In			1:31.594	P	30	25.374	103.7	46.818	117.3	15.952	102.8		1:28.144	
15	Out	88.5	48.787	117.9	15.841			2:22.928	P	31	25.733	100.6	47.244	115.5	16.167			1:29.144	
16	24.623	104.8	47.091	118.5	15.808	103.4		1:27.522		32									

111 Larry Tucker (SEA)										Ford Shelby Mustang 350R									
lap	Sect-1	Speed	Sect-2	Speed	Sect-3	Speed	TopSpeed	laptime	pit	lap	Sect-1	Speed	Sect-2	Speed	Sect-3	Speed	Topspeed	laptime	pit
1								1:45.382		3	25.825	90.1	48.141	116.1	16.368	99.6		1:30.334	
2	30.033	82.2	48.769	115.7	16.567			1:35.369		4	26.931	87.4	48.032	115.9	16.039			1:31.002	

112 John Cleland (SPR)										Austin A30 'Academy'									
lap	Sect-1	Speed	Sect-2	Speed	Sect-3	Speed	TopSpeed	laptime	pit	lap	Sect-1	Speed	Sect-2	Speed	Sect-3	Speed	Topspeed	laptime	pit
1								1:53.622		15								1:40.599	
2								1:40.830		16								1:41.508	
3								1:40.886		17								1:40.756	
4								1:40.586		18								1:42.197	
5								1:41.163		19								1:41.972	
6								1:40.959		20								1:42.254	
7								1:41.506		21								1:40.333	
8								1:40.403		22								1:41.606	
9								1:42.999		23								1:40.708	
10								1:42.459		24								1:42.401	
11								1:41.528		25								1:41.123	
12								1:43.874		26								1:42.371	
13			In		In			2:39.227	P	27								1:43.167	
14								1:42.175		28									



Session Start: 17:02:10 - Finish: 17:48:06

Weather/Track Conditions: Cloud / Dry

Circuit: Donington Park National

Track Length: 3.185 Km - 1.9791 miles

Donington Historic Festival - 28 - 30 Apr 2017

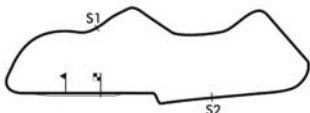
HRDC 'Coys Trophy' for pre-66 Touring Cars

Race 18 - Sector Analysis

126 Jones-Shirtcliffe (SPR)										Austin A35 'Academy'									
lap	Sect-1	Speed	Sect-2	Speed	Sect-3	Speed	TopSpeed	laptime	pit	lap	Sect-1	Speed	Sect-2	Speed	Sect-3	Speed	Topspeed	laptime	pit
1				89.1	17.773	77.8		1:51.720		15	29.859	80.8	54.637	90.0	17.622			1:42.118	
2	29.095	89.7	54.351	88.1	17.814		1:41.260			16	29.400	76.1	55.631	89.5	17.440			1:42.471	
3	28.976	89.8	54.228	87.4	17.680		1:40.884			17	29.127	86.5	53.720	89.4	17.640			1:40.487	
4	29.223	88.4	54.125	87.9	17.721	79.4	1:41.069			18	28.857	87.6	53.929	90.3	17.368	81.8		1:40.154	
5	29.091	87.7	53.874	88.7	17.824		1:40.789			19	28.805	88.0	54.175	90.7	18.588	79.1		1:41.568	
6	29.769	85.9	53.775	88.5	17.896		1:41.440			20	29.146	85.3	55.470	90.9	17.374	81.0		1:41.990	
7	29.159	88.3	53.865	89.5	17.886	77.8	1:40.910			21	28.897	75.1	53.302	89.8	17.829			1:40.028	
8	29.161	87.7	53.461	89.2	17.794		1:40.416			22	29.168	88.1	52.992	91.1	17.026	83.0		1:39.186	
9	29.011	87.3	53.594	89.1	17.585		1:40.190			23	28.720	87.5	53.627	92.0	17.533			1:39.880	
10	28.883	88.9	54.885	89.4	17.730	78.1	1:41.498			24	28.292	91.2	52.558	91.9	17.472	82.5		1:38.322	
11	28.999	87.5	53.827	88.0	17.921	80.2	1:40.747			25	29.072	89.1	53.109	90.7	17.113	82.8		1:39.294	
12	29.028	78.4	54.276	88.1	17.585	79.5	1:40.889			26	28.823	87.0	54.048	90.0	18.569			1:41.440	
13	29.180	86.5	54.470	87.6	In		1:43.638	P		27	28.280	89.1	52.534	90.9	18.414			1:39.228	
14	Out	79.3	56.407	89.3	18.441	77.3	2:39.434	P		28									

135 Bruce Chapman (SPR)										Austin A35 'Academy'									
lap	Sect-1	Speed	Sect-2	Speed	Sect-3	Speed	TopSpeed	laptime	pit	lap	Sect-1	Speed	Sect-2	Speed	Sect-3	Speed	Topspeed	laptime	pit
1				88.4	18.229			1:54.491		15		90.8	53.318	90.0	17.380	80.6		2:32.640	P
2	29.034	86.2	54.403	89.9	17.832		1:41.269			16	29.061	76.9	55.801	91.2	17.493			1:42.355	
3	28.929	86.2	54.651	89.1	17.740	80.0	1:41.320			17	28.695	85.4	54.018	91.4	17.476	80.5		1:40.189	
4	29.323	86.4	54.875	88.7	17.800	80.1	1:41.998			18	28.791	84.7	54.369	90.3	17.481			1:40.641	
5	29.114	84.1	54.468	89.4	18.285	79.8	1:41.867			19	28.317	88.7	53.749	89.7	21.719	76.1		1:43.785	
6	29.071	87.6	55.406	89.5	17.784		1:42.261			20	28.765	87.5	53.036	91.2	17.662	80.9		1:39.463	
7	29.011	84.4	54.638	91.5	17.985	79.3	1:41.634			21	28.684	77.0	53.274	91.7	17.710	80.4		1:39.668	
8	29.285	84.7	53.978	90.0	17.943	80.3	1:41.206			22	28.660	90.4	52.831	90.5	17.378	80.1		1:38.869	
9	29.099	83.9	54.444	90.0	18.053	80.3	1:41.596			23	28.441	90.8	53.549	90.7	17.360	81.2		1:39.350	
10	29.062	85.4	53.924	89.1	17.935		1:40.921			24	28.475	89.4	52.700	90.1	17.622			1:38.797	
11	29.089	87.7	53.522	89.8	17.778	80.4	1:40.389			25	28.786	89.5	53.017	89.4	17.627	80.3		1:39.430	
12	28.764	86.0	53.177	91.1	17.701		1:39.642			26	28.850	85.9	53.506	89.3	17.662	79.9		1:40.018	
13	28.723	87.4	53.544	89.4	17.594		1:39.861			27	28.572	85.8	52.887	88.8	17.476			1:38.935	
14	29.170	88.9	53.552	89.4	In		1:46.666	P		28									

136 Nigel Batchelor (SEA)										Ford Mustang									
lap	Sect-1	Speed	Sect-2	Speed	Sect-3	Speed	TopSpeed	laptime	pit	lap	Sect-1	Speed	Sect-2	Speed	Sect-3	Speed	Topspeed	laptime	pit
1						101.7		1:42.053		16	25.273	91.3	48.501	106.0	16.380			1:30.154	
2	25.636	95.9	47.598	114.3	15.851		1:29.085			17	25.683	94.6	47.151	116.5	15.789	99.8		1:28.623	
3	26.945	90.2	50.323	106.2	16.526		1:33.794			18	25.402	98.8	48.753	96.1	17.214	100.3		1:31.369	
4	26.822	91.6	48.600	113.9	16.163		1:31.585			19	25.546	97.0	47.446	117.1	16.578	100.8		1:29.570	
5	25.243	95.9	46.775	116.9	15.821	101.3	1:27.839			20	25.557	92.0	48.446	117.5	16.886			1:30.889	
6	25.154	95.9	47.524	102.8	17.108		1:29.786			21	25.018	100.0	48.949	115.7	15.821	99.9		1:29.788	
7	25.281	96.2	47.543	116.7	16.542	103.1	1:29.366			22	25.101	99.0	47.512	116.1	15.900			1:28.513	
8	25.581	95.5	47.070	116.9	15.932	100.2	1:28.583			23	25.489	96.0	47.992	109.8	16.889	97.6		1:30.370	
9	27.003	95.5	47.730	117.3	16.009		1:30.742			24	25.430	95.5	47.305	117.3	16.168			1:28.903	
10	25.642	93.3	47.363	114.3	17.074	102.5	1:30.079			25	25.614	94.7	47.581	116.1	15.808	103.6		1:29.003	
11	25.208	98.4	47.505	115.7	15.909	101.9	1:28.622			26	25.240	98.0	47.738	116.5	16.042	100.2		1:29.020	
12	25.166	98.7	47.290	113.9	In		1:33.608	P		27	25.492	91.3	47.390	117.3	16.153			1:29.035	
13	Out	93.2	48.268	115.3	15.844	102.3	2:52.947	P		28	25.471	89.5	50.189	116.1	16.368			1:32.028	
14	25.270	94.4	47.258	118.1	15.921		1:28.449			29	25.793	95.4	48.435	108.3	16.583	102.6		1:30.811	
15	25.359	98.0	47.240	114.1	16.733	103.4	1:29.332			30	28.359	93.9	58.131	84.3	16.792	95.0		1:43.282	



Session Start: 17:02:10 - Finish: 17:48:06

Weather/Track Conditions: Cloud / Dry

Circuit: Donington Park National

Track Length: 3.185 Km - 1.9791 miles

Donington Historic Festival - 28 - 30 Apr 2017

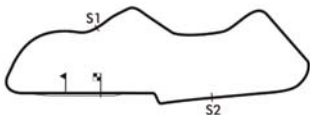
HRDC 'Coys Trophy' for pre-66 Touring Cars

Race 18 - Sector Analysis

148 James-Stretton (CLA)									BMW 1800 Tisa										
lap	Sect-1	Speed	Sect-2	Speed	Sect-3	Speed	TopSpeed	laptime	pit	lap	Sect-1	Speed	Sect-2	Speed	Sect-3	Speed	Topspeed	laptime	pit
1					16.488			1:46.705		16	26.259	103.7	49.174	107.4	16.101			1:31.534	
2	26.992	94.4	50.044	105.0	16.851	94.3		1:33.887		17	26.449	99.4	48.500	105.0	16.596			1:31.545	
3	26.348	91.0	50.076	106.0	16.151	94.8		1:32.575		18	25.642	101.5	48.131	105.7	17.301			1:31.074	
4	26.629	92.5	49.575	106.0	16.083	95.1		1:32.287		19	26.043	100.0	48.238	106.0	15.714			1:29.995	
5	25.881	93.7	49.457	106.2	16.297	94.4		1:31.635		20	25.881	86.0	49.095	106.5	16.170	94.0		1:31.146	
6	25.838	93.9	49.202	105.4	16.478			1:31.518		21	25.654	95.9	48.336	107.6	16.107			1:30.097	
7	25.771	93.3	49.154	105.4	16.363			1:31.288		22	25.915	97.3	49.134	104.6	17.042			1:32.091	
8	25.808	95.8	49.443	105.9	16.260	95.2		1:31.511		23	25.999	100.2	48.048	107.0	16.420	92.5		1:30.467	
9	26.044	94.8	50.390	105.9	16.145			1:32.579		24	26.117	89.6	49.926	106.7	16.177	94.8		1:32.220	
10	25.880	89.0	48.842	108.1	16.986			1:31.708		25	25.463	100.7	48.740	107.0	16.034	96.6		1:30.237	
11	25.923	95.5	48.748	106.9	16.326			1:30.997		26	25.797	99.9	49.252	107.7	16.142	96.3		1:31.191	
12	26.649	97.0	49.087	106.7	16.671	92.9		1:32.407		27	25.633	96.6	48.938	108.8	16.167	91.5		1:30.738	
13	26.191	93.2	49.110	106.9	16.393	93.3		1:31.694		28	26.245	94.7	49.331	106.5	16.259			1:31.835	
14	25.844	95.1	48.753	106.7	In			1:35.940	P	29	25.109	104.1	50.024	106.4	16.658			1:31.791	
15		88.4	50.618	106.2	16.195	93.5		2:51.006	P	30	25.396	106.8	48.473	106.4	16.468			1:30.337	

155 Raymond Low (CLA)									Austin Mini Cooper S										
lap	Sect-1	Speed	Sect-2	Speed	Sect-3	Speed	TopSpeed	laptime	pit	lap	Sect-1	Speed	Sect-2	Speed	Sect-3	Speed	Topspeed	laptime	pit
1				101.6	17.108			1:53.405		16	26.472	92.0	48.779	105.5	16.855			1:32.106	
2	26.811	89.6	50.268	101.4	16.620			1:33.699		17	26.370	97.0	49.674	103.9	16.679	89.1		1:32.723	
3	26.689	93.9	49.762	102.6	16.619	89.8		1:33.070		18	26.418	91.8	50.722	102.5	16.774	91.2		1:33.914	
4	26.993	92.3	49.411	102.0	15.946	91.6		1:32.350		19	27.267	77.0	51.161	102.5	16.564	90.0		1:34.992	
5	26.422	92.6	49.435	104.1	16.423			1:32.280		20	27.091	85.4	50.699	104.1	16.515	89.8		1:34.305	
6	26.540	91.4	48.846	102.5	16.463	89.9		1:31.849		21	26.469	90.5	50.069	103.4	17.552	86.5		1:34.090	
7	26.419	94.1	49.402	102.5	16.214			1:32.035		22	27.539	77.5	50.160	104.1	16.406	91.6		1:34.105	
8	26.455	95.1	49.092	102.6	16.159			1:31.706		23	26.527	86.6	49.704	103.4	16.527	90.7		1:32.758	
9	26.945	79.8	51.885	103.6	17.163			1:35.993		24	27.261	86.8	50.016	103.6	16.789	88.7		1:34.066	
10	26.308	94.7	52.274	101.7	16.410	90.1		1:34.992		25	26.444	87.2	49.702	103.0	16.593			1:32.739	
11	27.098	84.1	51.670	103.0	In			1:39.940	P	26	26.491	89.2	49.285	102.5	16.365	90.5		1:32.141	
12		84.0	50.736	102.0	16.744			2:23.617	P	27	26.774	87.0	49.877	102.5	16.443	90.9		1:33.094	
13	26.628	88.9	49.840	102.3	16.644	89.8		1:33.112		28	27.046	79.1	52.942	102.6	16.706			1:36.694	
14	27.657	77.7	51.457	103.7	16.537	90.3		1:35.651		29	26.610	85.6	49.374	102.2	17.755	90.0		1:33.739	
15	26.786	81.6	51.725	104.9	16.425			1:34.936		30									

172 James Gibbons (SPR)									Austin A35 'Academy'										
lap	Sect-1	Speed	Sect-2	Speed	Sect-3	Speed	TopSpeed	laptime	pit	lap	Sect-1	Speed	Sect-2	Speed	Sect-3	Speed	Topspeed	laptime	pit
1				90.9	18.549			1:55.604		15	29.194	85.8	54.137	89.8	17.689	82.0		1:41.020	
2	29.530	84.3	54.676	90.1	18.288	81.0		1:42.494		16	28.996	89.4	55.218	86.0	18.326			1:42.540	
3	29.374	83.3	55.207	89.8	17.994			1:42.575		17	28.885	89.1	57.586	91.0	17.770			1:44.241	
4	29.105	81.4	55.064	89.8	18.082	80.9		1:42.251		18	29.289	87.2	55.064	90.0	17.815	82.1		1:42.168	
5	29.304	80.4	55.163	90.4	18.152			1:42.619		19	29.194	85.8	53.525	90.6	17.452			1:40.171	
6	29.723	81.6	55.280	91.5	17.866			1:42.869		20	29.553	83.5	54.784	90.9	17.739	79.0		1:42.076	
7	29.689	72.1	55.167	90.1	19.096	79.8		1:43.952		21	29.178	89.2	54.222	89.9	18.213	81.4		1:41.613	
8	29.444	83.6	54.033	90.3	17.791			1:41.268		22	30.204	74.6	54.011	90.7	17.500			1:41.715	
9	29.987	81.8	53.967	91.0	18.330			1:42.284		23	29.040	88.4	53.665	90.3	17.927	81.8		1:40.632	
10	29.528	80.5	56.174	90.1	17.566	81.4		1:43.268		24	29.524	85.2	53.373	90.1	17.927	80.3		1:40.824	
11	29.136	81.5	53.981	91.2	18.108	81.0		1:41.225		25	29.229	89.8	53.735	90.9	17.656	81.5		1:40.620	
12	29.020	89.1	54.607	91.1	17.948			1:41.575		26	29.505	85.1	54.180	90.6	17.514	81.1		1:41.199	
13	28.948	87.9	54.158	91.4	In			1:48.175	P	27	29.127	89.4	54.692	90.6	17.458			1:41.277	
14	Out	86.7	54.991	90.4	17.549			2:42.807	P	28									



Session Start: 17:02:10 - Finish: 17:48:06

Weather/Track Conditions: Cloud / Dry

Circuit: Donington Park National

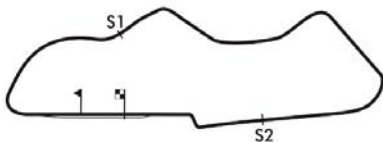
Track Length: 3.185 Km - 1.9791 miles

Donington Historic Festival - 28 - 30 Apr 2017

HRDC 'Coys Trophy' for pre-66 Touring Cars

Race 18 - Best Sector Times

	SECTOR 1			SECTOR 2			SECTOR 3			IDEAL / BEST LAP COMPARISON					
	NO	TIME	LAP	NO	TIME	LAP	NO	TIME	LAP	NO	NAME	BEST	IN	IDEAL	DIFF
1	10	23.951	19	10	45.211	16	7	14.931	4	10	Jack Drury	1:24.375	16	1:24.192	+0.183
2	7	24.036	12	7	45.297	1	10	15.030	16	7	Steve Soper	1:24.697	4	1:24.264	+0.433
3	99	24.321	6	87	45.470	5	98	15.157	8	22	Michael Squire	1:25.487	3	1:25.371	+0.116
4	35	24.443	10	22	45.496	3	16	15.193	24	16	David Tomlin	1:25.749	5	1:25.500	+0.249
5	65	24.611	20	16	45.501	5	22	15.237	3	35	Mark Burton	1:25.861	4	1:25.530	+0.331
6	22	24.638	10	35	45.657	4	65	15.328	30	87	Jonathan Lewis	1:25.986	5	1:25.814	+0.172
7	6	24.700	6	6	45.856	10	87	15.347	5	98	Graham Pattle	1:26.063	9	1:25.854	+0.209
8	98	24.749	9	98	45.948	9	56	15.374	22	6	Thomas-Lockie	1:26.458	9	1:26.070	+0.388
9	16	24.806	7	91	46.020	9	91	15.403	26	99	Ben Beighton	1:26.494	10	1:26.012	+0.482
10	91	24.940	11	65	46.157	20	35	15.430	23	65	Nicholas Ruddell	1:26.677	10	1:26.096	+0.581
11	87	24.997	3	99	46.238	11	99	15.453	23	91	Martin Strommen	1:26.909	9	1:26.363	+0.546
12	136	25.018	21	42	46.308	19	42	15.455	16	42	John Spiers	1:27.068	11	1:26.945	+0.123
13	56	25.036	27	77	46.497	6	6	15.514	9	56	Alexander-Fores	1:27.341	22	1:27.114	+0.227
14	31	25.069	14	56	46.704	19	77	15.560	17	136	Nigel Batchelor	1:27.839	5	1:27.582	+0.257
15	148	25.109	29	136	46.775	5	66	15.616	28	77	Jordan-Jordan	1:28.169	8	1:27.526	+0.643
16	42	25.182	11	31	46.793	19	148	15.714	19	66	Viggo Lund	1:28.326	29	1:27.973	+0.353
17	66	25.227	27	73	47.014	6	136	15.789	17	31	Les Ely	1:28.503	17	1:27.778	+0.725
18	73	25.445	5	66	47.130	3	5	15.899	16	73	Clarkson-Smithies	1:28.586	6	1:28.383	+0.203
19	77	25.469	7	5	47.539	16	48	15.904	4	55	Alistair Dyson	1:29.960	5	1:29.714	+0.246
20	55	25.667	5	111	47.554	5	31	15.916	13	5	Kersley-Drury	1:29.965	15	1:29.722	+0.243
21	57	25.707	9	72	47.877	9	73	15.924	8	148	James-Stretton	1:29.995	19	1:28.871	+1.124
22	72	25.824	25	57	47.904	7	72	15.931	26	72	Jeffrey-Harrison	1:30.145	9	1:29.632	+0.513
23	111	25.825	3	55	47.976	5	155	15.946	4	111	Larry Tucker	1:30.334	3	1:29.418	+0.916
24	48	25.828	5	148	48.048	23	111	16.039	4	57	Michael Steele	1:30.363	27	1:29.747	+0.616
25	5	26.284	15	48	48.529	9	55	16.071	4	48	Butterfield-Dorlin	1:30.677	5	1:30.261	+0.416
26	155	26.308	10	155	48.779	16	57	16.136	24	155	Raymond Low	1:31.706	8	1:31.033	+0.673
27	15	26.767	27	15	49.342	26	15	16.394	25	15	Gold-Wood	1:32.978	26	1:32.503	+0.475
28	11	27.127	5	11	49.851	6	11	16.534	5	11	Ding Boston	1:33.749	8	1:33.512	+0.237
29	126	28.280	27	126	52.534	27	126	17.026	22	126	Jones-Shirtcliffe	1:38.322	24	1:37.840	+0.482
30	135	28.317	19	96	52.627	17	96	17.206	11	135	Bruce Chapman	1:38.797	24	1:38.377	+0.420
31	96	28.522	13	135	52.700	24	135	17.360	23	96	Stephen Reed	1:39.095	20	1:38.355	+0.740
32	58	28.619	15	172	53.373	24	172	17.452	19	172	James Gibbons	1:40.171	19	1:39.710	+0.461
33	172	28.885	17	58	54.663	6	58	17.886	9	112	John Cleland	1:40.333	21		+
34	112			112			112			58	Tony Hall	1:42.553	19	1:41.168	+1.385



Session Start: 17:02:10 - Finish: 17:48:06

Weather/Track Conditions: Cloud / Dry

Circuit: Donington Park National

Track Length: 3.185 Km - 1.9791 miles

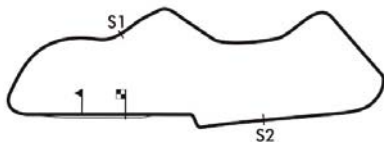


Donington Historic Festival - 28 - 30 Apr 2017

HRDC 'Coys Trophy' for pre-66 Touring Cars

Race 18 - Best Sector Speeds

	NO	SECTOR 1	MPH	NO	SECTOR 2	MPH	NO	SECTOR 3	MPH
1	7	Steve Soper	109.2	6	Thomas-Lockie	123.8	10	Jack Drury	108.4
2	148	James-Stretton	106.8	10	Jack Drury	123.5	6	Thomas-Lockie	108.1
3	99	Ben Beighton	106.6	65	Nicholas Ruddell	123.1	65	Nicholas Ruddell	106.2
4	22	Michael Squire	106.4	99	Ben Beighton	121.8	99	Ben Beighton	105.5
5	16	David Tomlin	105.8	35	Mark Burton	121.5	136	Nigel Batchelor	104.2
6	66	Viggo Lund	105.6	22	Michael Squire	120.2	35	Mark Burton	103.6
7	77	Jordan-Jordan	104.9	136	Nigel Batchelor	118.1	22	Michael Squire	102.6
8	87	Jonathan Lewis	104.9	111	Larry Tucker	116.9	7	Steve Soper	101.7
9	56	Alexander-Fores	104.8	7	Steve Soper	115.3	111	Larry Tucker	100.0
10	91	Martin Strommen	104.0	73	Clarkson-Smithies	115.1	91	Martin Strommen	98.4
11	10	Jack Drury	103.7	98	Graham Pattle	113.7	98	Graham Pattle	98.4
12	98	Graham Pattle	103.5	91	Martin Strommen	112.6	16	David Tomlin	98.2
13	6	Thomas-Lockie	103.2	16	David Tomlin	111.3	73	Clarkson-Smithies	97.7
14	42	John Spiers	102.9	55	Alistair Dyson	111.3	66	Viggo Lund	97.6
15	73	Clarkson-Smithies	102.0	31	Les Ely	110.6	148	James-Stretton	96.9
16	5	Kersley-Drury	101.3	66	Viggo Lund	109.8	56	Alexander-Fores	95.9
17	35	Mark Burton	100.7	42	John Spiers	109.0	42	John Spiers	95.8
18	72	Jeffrey-Harrison	100.7	148	James-Stretton	108.8	87	Jonathan Lewis	95.8
19	136	Nigel Batchelor	100.0	57	Michael Steele	106.9	31	Les Ely	95.6
20	48	Butterfield-Dorlin	99.6	56	Alexander-Fores	106.7	55	Alistair Dyson	94.7
21	15	Gold-Wood	99.4	48	Butterfield-Dorlin	106.5	48	Butterfield-Dorlin	94.2
22	65	Nicholas Ruddell	99.0	87	Jonathan Lewis	105.7	57	Michael Steele	93.0
23	55	Alistair Dyson	98.7	155	Raymond Low	105.5	77	Jordan-Jordan	93.0
24	57	Michael Steele	98.1	72	Jeffrey-Harrison	105.0	72	Jeffrey-Harrison	92.9
25	31	Les Ely	97.8	77	Jordan-Jordan	104.4	155	Raymond Low	92.7
26	155	Raymond Low	97.0	5	Kersley-Drury	103.7	5	Kersley-Drury	91.5
27	11	Ding Boston	96.2	15	Gold-Wood	100.6	15	Gold-Wood	87.9
28	111	Larry Tucker	91.2	11	Ding Boston	99.2	11	Ding Boston	87.4
29	126	Jones-Shirtcliffe	91.2	58	Tony Hall	95.9	96	Stephen Reed	85.1
30	135	Bruce Chapman	90.8	96	Stephen Reed	94.2	126	Jones-Shirtcliffe	83.0
31	172	James Gibbons	89.8	126	Jones-Shirtcliffe	92.0	172	James Gibbons	82.9
32	58	Tony Hall	88.8	135	Bruce Chapman	91.7	58	Tony Hall	82.6
33	96	Stephen Reed	87.7	172	James Gibbons	91.5	135	Bruce Chapman	81.8
34	112	John Cleland	0.0	112	John Cleland	0.0	112	John Cleland	0.0



Session Start: 17:02:10 - Finish: 17:48:06

Weather/Track Conditions: Cloud / Dry

Circuit: Donington Park National

Track Length: 3.185 Km - 1.9791 miles



Donington Historic Festival - 28 - 30 Apr 2017

HRDC 'Coys Trophy' for pre-66 Touring Cars

Race 18 - Lap Chart

Lap 1			Lap 2			Lap 3			Lap 4			Lap 5			Lap 6		
NO	Behind	Laptime	NO	Behind	Laptime	NO	Behind	Laptime	NO	Behind	Laptime	NO	Behind	Laptime	NO	Behind	Laptime
7		1:29.917	7		1:25.828	7		1:24.998	7		1:24.697	7		1:25.458	7		1:26.967
10	1.499	1:31.416	10	1.081	1:25.410	10	1.288	1:25.205	10	1.818	1:25.227	58	1 LAP	1:43.686	10	0.014	1:25.793
6	3.481	1:33.398	22	4.044	1:26.073	22	4.533	1:25.487	22	5.685	1:25.849	96	1 LAP	1:45.173	135	1 LAP	1:41.867
22	3.799	1:33.716	35	6.147	1:27.217	35	8.118	1:26.969	35	9.282	1:25.861	10	1.188	1:24.828	172	1 LAP	1:42.619
98	4.396	1:34.313	98	6.792	1:28.224	98	8.909	1:27.115	98	10.465	1:26.253	22	7.022	1:26.795	22	8.907	1:28.852
35	4.758	1:34.675	6	8.101	1:30.448	16	10.496	1:26.836	16	12.497	1:26.698	35	9.729	1:25.905	35	11.077	1:28.315
87	5.249	1:35.166	16	8.658	1:28.907	87	11.695	1:27.522	87	13.454	1:26.456	98	11.520	1:26.513	98	13.121	1:28.568
16	5.579	1:35.496	87	9.171	1:29.750	6	12.051	1:28.948	6	14.650	1:27.296	16	12.788	1:25.749	16	13.748	1:27.927
42	6.084	1:36.001	91	10.055	1:29.305	91	13.046	1:27.989	91	15.681	1:27.332	87	13.982	1:25.986	87	14.433	1:27.418
91	6.578	1:36.495	42	11.748	1:31.492	99	13.721	1:26.848	99	16.029	1:27.005	6	16.129	1:26.937	6	17.865	1:28.703
99	7.230	1:37.147	99	11.871	1:30.469	77	15.924	1:28.766	65	20.167	1:27.332	99	17.491	1:26.920	99	19.617	1:29.093
77	8.209	1:38.126	77	12.156	1:29.775	65	17.532	1:29.749	77	20.683	1:29.456	91	18.225	1:28.002	58	1 LAP	1:46.679
73	9.066	1:38.983	65	12.781	1:28.144	73	17.894	1:29.948	42	21.487	1:27.750	65	21.739	1:27.030	91	20.525	1:29.267
56	10.416	1:40.333	73	12.944	1:29.706	42	18.434	1:31.684	56	25.204	1:29.641	77	23.882	1:28.657	96	1 LAP	1:46.862
65	10.465	1:40.382	66	15.259	1:30.192	66	18.731	1:28.470	31	28.098	1:30.048	42	23.892	1:27.863	65	25.244	1:30.472
66	10.895	1:40.812	56	15.365	1:30.777	56	20.260	1:29.893	72	31.017	1:32.249	56	29.713	1:29.967	42	26.119	1:29.194
136	12.136	1:42.053	136	15.393	1:29.085	31	22.747	1:30.969	136	31.077	1:31.585	31	31.193	1:28.553	77	26.339	1:29.424
31	12.233	1:42.150	31	16.776	1:30.371	72	23.465	1:31.049	55	33.378	1:31.089	136	33.458	1:27.839	15	1 LAP	1:53.942
72	12.974	1:42.891	72	17.414	1:30.268	136	24.189	1:33.794	48	34.427	1:30.791	72	36.711	1:31.152	56	32.983	1:30.237
55	15.374	1:45.291	55	21.226	1:31.680	55	26.986	1:30.758	111	36.647	1:31.002	55	37.880	1:29.960	31	34.199	1:29.973
111	15.465	1:45.382	48	22.460	1:32.074	48	28.333	1:30.871	73	37.683	1:44.486	48	39.646	1:30.677	136	36.277	1:29.786
48	16.214	1:46.131	148	24.847	1:33.887	111	30.342	1:30.334	148	40.014	1:32.287	73	41.457	1:29.232	72	40.395	1:30.651
5	16.307	1:46.224	111	25.006	1:35.369	148	32.424	1:32.575	57	40.797	1:32.103	148	46.191	1:31.635	55	41.253	1:30.340
57	16.752	1:46.669	57	26.174	1:35.250	57	33.391	1:32.215	5	45.620	1:34.246	57	47.433	1:32.094	73	43.076	1:28.586
148	16.788	1:46.705	5	27.102	1:36.623	5	36.071	1:33.967	155	47.084	1:32.350	5	53.828	1:33.666	48	43.623	1:30.944
11	18.000	1:47.917	11	28.050	1:35.878	11	38.311	1:35.259	11	48.104	1:34.490	155	53.906	1:32.280	148	50.742	1:31.518
126	21.803	1:51.720	155	31.359	1:33.699	155	39.431	1:33.070	66	1:00.660	2:06.626	11	56.670	1:34.024	57	52.202	1:31.736
155	23.488	1:53.405	126	37.235	1:41.260	126	53.121	1:40.884	126	1:09.493	1:41.069	126	1:24.824	1:40.789	155	58.788	1:31.849
112	23.705	1:53.622	112	38.707	1:40.830	112	54.595	1:40.886	112	1:10.484	1:40.586	112	1:26.189	1:41.163	5	1:00.279	1:33.418
135	24.574	1:54.491	135	40.015	1:41.269	135	56.337	1:41.320	135	1:13.638	1:41.998				11	1:03.792	1:34.089
172	25.687	1:55.604	172	42.353	1:42.494	172	59.930	1:42.575	172	1:17.484	1:42.251				66	1 LAP	2:57.451
15	27.704	1:57.621	15	46.517	1:44.641	15	1:05.348	1:43.829	15	1:25.247	1:44.596						
96	29.110	1:59.027	96	47.573	1:44.291	96	1:05.722	1:43.147									
58	29.871	1:59.788	58	47.772	1:43.729	58	1:06.787	1:44.013									

Session Start: 17:02:10 - Finish: 17:48:06

Weather/Track Conditions: Cloud / Dry

Circuit: Donington Park National

Track Length: 3.185 Km - 1.9791 miles

Donington Historic Festival - 28 - 30 Apr 2017

HRDC 'Coys Trophy' for pre-66 Touring Cars

Race 18 - Lap Chart

Lap 7			Lap 8			Lap 9			Lap 10			Lap 11			Lap 12		
NO	Behind	Laptime	NO	Behind	Laptime	NO	Behind	Laptime	NO	Behind	Laptime	NO	Behind	Laptime	NO	Behind	Laptime
10		1:25.622	10		1:24.885	10		1:25.649	10		1:25.744	10		1:25.942	7		1:25.781
7	0.535	1:26.171	7	0.577	1:24.927	7	0.416	1:25.488	7	0.958	1:26.286	7	0.624	1:25.608	10	4.068	1:30.473
22	10.570	1:27.299	22	11.982	1:26.297	22	12.351	1:26.018	11	1 LAP	1:34.623	66	2 LAPS	1:33.269	172	2 LAPS	1:43.268
35	11.904	1:26.463	35	13.011	1:25.992	35	13.829	1:26.467	15	2 LAPS	1:47.304	96	2 LAPS	1:41.409	66	2 LAPS	1:31.621
126	1 LAP	1:41.440	98	15.718	1:26.215	98	16.132	1:26.063	22	13.740	1:27.133	155	1 LAP	1:34.992	57	1 LAP	1:46.940
98	14.388	1:26.903	16	19.045	1:27.234	16	20.560	1:27.164	35	14.828	1:26.743	5	1 LAP	1:33.245	5	1 LAP	1:34.631
112	1 LAP	1:40.959	87	20.052	1:27.895	87	20.915	1:26.512	98	17.167	1:26.779	58	2 LAPS	1:42.927	96	2 LAPS	1:40.436
16	16.696	1:28.584	6	23.750	1:28.960	6	24.559	1:26.458	16	21.388	1:26.572	22	15.579	1:27.781	35	18.575	1:28.811
87	17.042	1:28.245	99	24.111	1:27.795	99	25.537	1:27.075	87	22.194	1:27.023	35	16.169	1:27.283	155	1 LAP	1:39.940
6	19.675	1:27.446	91	24.832	1:27.571	91	26.092	1:26.909	6	25.333	1:26.518	11	1 LAP	1:38.321	98	20.212	1:27.376
135	1 LAP	1:42.261	126	1 LAP	1:40.910	65	32.629	1:27.122	99	26.287	1:26.494	98	19.241	1:28.016	16	24.103	1:28.342
99	21.201	1:27.220	65	31.156	1:27.661	42	34.870	1:27.984	91	27.504	1:27.156	16	22.166	1:26.720	6	26.464	1:26.774
91	22.146	1:27.257	112	1 LAP	1:41.506	77	37.293	1:29.343	65	33.562	1:26.677	6	26.095	1:26.704	99	27.035	1:26.585
172	1 LAP	1:42.869	42	32.535	1:27.643	126	1 LAP	1:40.416	42	36.919	1:27.793	15	2 LAPS	1:47.173	58	2 LAPS	1:48.266
65	28.380	1:28.772	77	33.599	1:28.169	31	45.376	1:29.168	77	40.065	1:28.516	99	26.855	1:26.510	91	33.973	1:31.438
42	29.777	1:29.294	135	1 LAP	1:41.634	112	1 LAP	1:40.403	31	49.018	1:29.386	87	28.459	1:32.207	65	39.874	1:30.901
77	30.315	1:29.612	31	41.857	1:29.066	136	48.798	1:30.742	136	53.133	1:30.079	91	28.940	1:27.378	42	40.781	1:29.141
58	1 LAP	1:42.716	136	43.705	1:28.583	56	49.616	1:30.805	56	55.066	1:31.194	65	35.378	1:27.758	22	41.349	1:52.175
31	37.676	1:29.113	172	1 LAP	1:43.952	135	1 LAP	1:41.206	126	1 LAP	1:40.190	42	38.045	1:27.068	15	2 LAPS	1:46.480
96	1 LAP	1:43.293	56	44.460	1:30.793	73	57.070	1:29.526	73	1:02.705	1:31.379	77	43.611	1:29.488	77	51.741	1:34.535
56	38.552	1:31.205	73	53.193	1:30.160	172	1 LAP	1:41.268	112	1 LAP	1:42.999	31	52.246	1:29.170	31	54.508	1:28.667
136	40.007	1:29.366	55	54.291	1:31.087	55	59.789	1:31.147	55	1:05.352	1:31.307	136	55.813	1:28.622	136	1:03.016	1:33.608
73	47.918	1:30.478	72	55.741	1:31.993	72	1:00.237	1:30.145	72	1:05.852	1:31.359	56	59.087	1:29.963	56	1:07.263	1:34.581
55	48.089	1:32.472	48	56.830	1:32.513	48	1:02.076	1:30.895	48	1:07.719	1:31.387	55	1:10.672	1:31.262	55	1:15.503	1:31.236
72	48.633	1:33.874	58	1 LAP	1:45.278	148	1:09.950	1:32.579	135	1 LAP	1:41.596	72	1:11.219	1:31.309	73	1:16.503	1:30.818
15	1 LAP	1:47.740	96	1 LAP	1:44.459	57	1:11.891	1:33.144	148	1:15.914	1:31.708	73	1:12.090	1:35.327	72	1:17.048	1:32.234
48	49.202	1:31.215	148	1:03.020	1:31.511	96	1 LAP	1:41.726	172	1 LAP	1:42.284	48	1:13.957	1:32.180	48	1:22.391	1:34.839
148	56.394	1:31.288	57	1:04.396	1:31.709	58	1 LAP	1:45.363	57	1:18.944	1:32.797	126	1 LAP	1:41.498			
57	57.572	1:31.006	15	1 LAP	1:45.223	66	1 LAP	1:31.926				112	1 LAP	1:42.459			
155	1:05.187	1:32.035	155	1:12.008	1:31.706	155	1:22.352	1:35.993				148	1:20.969	1:30.997			
5	1:07.878	1:33.235	66	1 LAP	1:29.747	5	1:25.382	1:34.392				135	1 LAP	1:40.921			
66	1 LAP	1:30.456	5	1:16.639	1:33.646												
11	1:12.820	1:34.664	11	1:21.684	1:33.749												

Session Start: 17:02:10 - Finish: 17:48:06

Weather/Track Conditions: Cloud / Dry

Circuit: Donington Park National

Track Length: 3.185 Km - 1.9791 miles

Donington Historic Festival - 28 - 30 Apr 2017

HRDC 'Coys Trophy' for pre-66 Touring Cars

Race 18 - Lap Chart

Lap 13			Lap 14			Lap 15			Lap 16			Lap 17			Lap 18		
NO	Behind	Laptime	NO	Behind	Laptime	NO	Behind	Laptime	NO	Behind	Laptime	NO	Behind	Laptime	NO	Behind	Laptime
7		1:26.330	7		1:28.657	35		1:27.075	35		1:26.921	35		1:26.913	35		1:28.640
148	1 LAP	1:32.407	148	1 LAP	1:31.694	16	2.753	1:27.361	16	2.199	1:26.367	112	3 LAPS	1:42.175	57	2 LAPS	1:32.108
126	2 LAPS	1:40.747	91	1 LAP	2:26.457	6	5.338	1:27.889	6	5.545	1:27.128	6	5.497	1:26.865	6	5.717	1:28.860
112	2 LAPS	1:41.528	77	1 LAP	2:11.802	126	2 LAPS	1:43.638	31	1 LAP	2:22.373	16	5.774	1:30.488	126	3 LAPS	1:42.118
135	2 LAPS	1:40.389	126	2 LAPS	1:40.889	135	2 LAPS	1:39.861	65	1 LAP	1:27.039	31	1 LAP	1:30.580	135	3 LAPS	2:32.640
66	2 LAPS	1:30.507	35	21.235	1:29.813	65	1 LAP	1:27.966	56	1 LAP	1:28.199	65	1 LAP	1:27.593	31	1 LAP	1:28.503
57	1 LAP	1:31.997	135	2 LAPS	1:39.642	56	1 LAP	1:30.353	42	24.145	1:27.794	56	1 LAP	1:27.745	65	1 LAP	1:27.693
35	20.079	1:27.834	66	2 LAPS	1:37.658	42	23.272	1:28.454	7	24.736	1:25.569	7	23.500	1:25.677	112	3 LAPS	1:40.599
172	2 LAPS	1:41.225	112	2 LAPS	1:43.874	22	23.741	1:30.923	10	27.125	1:24.375	172	3 LAPS	2:42.807	56	1 LAP	1:28.773
16	24.261	1:26.488	16	23.702	1:28.098	58	3 LAPS	1:42.879	135	2 LAPS	1:46.666	10	25.291	1:25.079	7	20.263	1:25.403
98	25.100	1:31.218	6	25.759	1:27.097	7	26.088	2:14.398	55	1 LAP	1:32.516	42	30.089	1:32.857	10	21.722	1:25.071
6	27.319	1:27.185	57	1 LAP	1:36.002	55	1 LAP	2:23.030	15	3 LAPS	2:22.342	55	1 LAP	1:31.996	172	3 LAPS	1:41.020
99	28.192	1:27.487	58	3 LAPS	2:53.887	10	29.671	1:25.006	58	3 LAPS	1:43.254	15	3 LAPS	1:34.091	16	40.555	2:03.421
5	1 LAP	1:40.967	99	31.129	1:31.594	172	2 LAPS	1:48.175	73	1 LAP	1:33.892	98	46.212	1:28.593	55	1 LAP	1:32.159
96	2 LAPS	1:40.732	56	1 LAP	2:20.562	73	1 LAP	2:28.260	72	1 LAP	1:33.891	136	1 LAP	1:30.154	98	44.715	1:27.143
22	43.170	1:28.151	65	1 LAP	2:49.839	72	1 LAP	2:27.126	136	1 LAP	1:29.332	96	3 LAPS	2:56.810	136	1 LAP	1:28.623
42	43.685	1:29.234	172	2 LAPS	1:41.575	48	1 LAP	1:33.249	48	1 LAP	1:32.989	73	1 LAP	1:33.529	15	3 LAPS	1:34.413
10	56.175	2:18.437	22	41.128	1:26.615	136	1 LAP	1:28.449	98	44.532	1:27.175	72	1 LAP	1:33.490	73	1 LAP	1:32.568
31	58.191	1:30.013	42	43.128	1:28.100	96	2 LAPS	1:47.695	66	2 LAPS	1:30.117	48	1 LAP	1:33.873	72	1 LAP	1:33.979
15	2 LAPS	1:45.365	96	2 LAPS	1:41.297	98	44.278	1:26.510	99	1:06.348	1:27.522	58	3 LAPS	1:43.102	48	1 LAP	1:33.578
155	1 LAP	2:23.617	10	52.975	1:25.457	66	2 LAPS	2:25.865	5	1 LAP	1:29.965	66	2 LAPS	1:29.611	96	3 LAPS	1:41.692
55	1:23.590	1:34.417	48	1 LAP	2:25.796	99	1:05.747	2:22.928	148	1 LAP	2:51.006	99	1:06.123	1:26.688	99	1:06.096	1:28.613
73	1:24.874	1:34.701	136	1 LAP	2:52.947	5	1 LAP	1:32.626	91	1:15.630	1:28.162	5	1 LAP	1:30.348	66	2 LAPS	1:30.703
72	1:26.365	1:35.647	31	1:01.939	1:32.405	155	1 LAP	1:35.651	155	1 LAP	1:34.936	91	1:17.162	1:28.445	58	3 LAPS	1:43.761
			98	1:06.078	2:09.635	91	1:14.389	1:27.718	22	1:20.366	2:23.546	148	1 LAP	1:31.534	91	1:16.226	1:27.704
			155	1 LAP	1:33.112	112	2 LAPS	2:39.227	77	1:21.927	1:30.969	22	1:20.463	1:27.010	22	1:19.188	1:27.365
			5	1 LAP	2:21.457	77	1:17.879	1:29.192	126	2 LAPS	2:39.434	155	1 LAP	1:32.106	148	1 LAP	1:31.545
			15	2 LAPS	1:54.717	57	1 LAP	2:42.460	57	1 LAP	1:31.732	77	1:23.515	1:28.501	77	1:23.273	1:28.398
			91	1:34.981	1:29.538										155	1 LAP	1:32.723
			77	1:36.997	1:28.441										42	1:25.595	2:24.146
			148	1:39.618	1:35.940												

Session Start: 17:02:10 - Finish: 17:48:06

Weather/Track Conditions: Cloud / Dry

Circuit: Donington Park National

Track Length: 3.185 Km - 1.9791 miles

Donington Historic Festival - 28 - 30 Apr 2017

HRDC 'Coys Trophy' for pre-66 Touring Cars

Race 18 - Lap Chart

Lap 19			Lap 20			Lap 21			Lap 22			Lap 23			Lap 24		
NO	Behind	Laptime	NO	Behind	Laptime	NO	Behind	Laptime	NO	Behind	Laptime	NO	Behind	Laptime	NO	Behind	Laptime
35		1:32.953	10		1:25.503	7		1:26.887	7		1:40.983	16		1:26.833	16		1:26.699
57	2 LAPS	1:32.594	7	0.434	1:26.160	56	1 LAP	1:29.601	58	4 LAPS	1:44.074	98	2.029	1:26.601	98	2.366	1:27.036
6	5.171	1:32.407	126	3 LAPS	1:40.487	10	18.822	1:46.143	16	11.851	1:26.529	58	4 LAPS	1:42.553	35	20.221	1:27.422
31	1 LAP	1:29.590	135	3 LAPS	1:40.189	31	1 LAP	1:53.094	98	14.112	1:26.705	136	1 LAP	1:28.513	31	2 LAPS	1:50.758
65	1 LAP	1:28.706	16	23.115	1:27.908	16	26.305	1:30.511	136	1 LAP	1:29.788	35	19.498	1:26.618	136	1 LAP	1:30.370
56	1 LAP	1:27.631	112	3 LAPS	1:40.756	98	28.390	1:28.658	35	31.564	1:29.845	6	24.414	1:28.724	58	4 LAPS	1:43.252
7	14.197	1:26.887	98	27.053	1:26.976	126	3 LAPS	1:40.154	126	3 LAPS	1:41.568	99	26.928	1:26.968	6	25.710	1:27.995
10	14.420	1:25.651	136	1 LAP	1:29.570	135	3 LAPS	1:40.641	6	34.374	1:31.054	55	1 LAP	1:33.284	99	27.287	1:27.058
126	3 LAPS	1:42.471	55	1 LAP	1:31.961	136	1 LAP	1:30.889	55	1 LAP	1:35.038	73	1 LAP	1:31.494	55	1 LAP	1:31.465
135	3 LAPS	1:42.355	6	41.097	2:15.849	112	3 LAPS	1:42.197	135	3 LAPS	1:43.785	72	1 LAP	1:31.543	73	1 LAP	1:30.314
112	3 LAPS	1:41.508	35	41.768	2:21.691	55	1 LAP	1:33.218	99	38.644	1:29.517	126	3 LAPS	1:41.990	22	37.772	1:27.900
16	35.130	1:27.528	73	1 LAP	1:31.543	35	42.702	1:28.255	73	1 LAP	1:32.520	135	3 LAPS	1:39.463	72	1 LAP	1:31.899
98	40.000	1:28.238	72	1 LAP	1:32.128	6	44.303	1:30.527	112	3 LAPS	1:41.972	22	36.571	1:27.472	91	39.659	1:27.718
55	1 LAP	1:32.670	15	3 LAPS	1:34.177	73	1 LAP	1:32.042	72	1 LAP	1:31.191	91	38.640	1:28.487	66	2 LAPS	1:29.156
136	1 LAP	1:31.369	99	49.459	1:28.956	99	50.110	1:27.972	66	2 LAPS	1:30.528	66	2 LAPS	1:30.880	48	1 LAP	1:33.168
172	3 LAPS	1:42.540	172	3 LAPS	1:44.241	72	1 LAP	1:31.983	22	47.783	1:27.295	48	1 LAP	1:31.365	126	3 LAPS	1:40.028
73	1 LAP	1:31.317	48	1 LAP	1:33.294	15	3 LAPS	1:35.034	48	1 LAP	1:32.999	112	3 LAPS	1:42.254	135	3 LAPS	1:39.668
15	3 LAPS	1:35.495	66	2 LAPS	1:29.511	48	1 LAP	1:32.307	91	48.837	1:27.726	15	3 LAPS	1:33.507	15	3 LAPS	1:33.471
72	1 LAP	1:31.841	22	1:00.332	1:26.847	66	2 LAPS	1:30.004	15	3 LAPS	1:35.380	77	56.804	1:30.807	112	3 LAPS	1:40.333
48	1 LAP	1:35.105	91	1:00.769	1:28.962	22	1:01.471	1:28.460	172	3 LAPS	1:40.171	148	1 LAP	1:32.091	77	59.264	1:29.159
99	1:00.426	1:27.283	96	3 LAPS	1:39.498	91	1:02.094	1:28.646	148	1 LAP	1:30.097	65	1:02.236	1:27.797	148	1 LAP	1:30.467
66	2 LAPS	1:30.745	148	1 LAP	1:29.995	172	3 LAPS	1:42.168	77	1:04.681	1:30.389	56	1:07.288	1:28.374	65	1:02.566	1:27.029
96	3 LAPS	1:41.335	77	1:11.851	1:29.616	148	1 LAP	1:31.146	65	1:13.123	1:28.006	172	3 LAPS	1:42.076	56	1:08.508	1:27.919
91	1:11.730	1:28.457	42	1:14.761	1:32.996	77	1:15.275	1:30.745	56	1:17.598	1:27.341	57	1 LAP	1:32.374	57	1 LAP	1:31.060
22	1:13.408	1:27.173	155	1 LAP	1:34.992	96	3 LAPS	1:40.946	155	1 LAP	1:34.090	155	1 LAP	1:34.105	172	3 LAPS	1:41.613
148	1 LAP	1:31.074	58	3 LAPS	1:43.301	65	1:26.100	1:27.831	96	3 LAPS	1:41.048	96	3 LAPS	1:39.095	155	1 LAP	1:32.758
58	3 LAPS	1:42.997	65	1:25.590	1:26.854	42	1:27.267	1:39.827	57	1 LAP	1:31.077						
42	1:21.688	1:29.046	57	1 LAP	1:32.362	155	1 LAP	1:34.305	31	1 LAP	2:52.329						
77	1:22.158	1:31.838				56	1:31.240	1:29.697									
155	1 LAP	1:33.914				57	1 LAP	1:33.213									
57	1 LAP	1:32.208															
31	1:38.069	1:28.821															
65	1:38.659	1:28.673															
56	1:39.186	1:27.384															

Session Start: 17:02:10 - Finish: 17:48:06

Weather/Track Conditions: Cloud / Dry

Circuit: Donington Park National

Track Length: 3.185 Km - 1.9791 miles

Donington Historic Festival - 28 - 30 Apr 2017

HRDC 'Coys Trophy' for pre-66 Touring Cars

Race 18 - Lap Chart

Lap 25			Lap 26			Lap 27			Lap 28			Lap 29			Lap 30		
NO	Behind	Laptime	NO	Behind	Laptime	NO	Behind	Laptime	NO	Behind	Laptime	NO	Behind	Laptime	NO	Behind	Laptime
16		1:26.874	16		1:26.184	16		1:28.420	16		1:27.123	16		1:29.624	16		1:26.689
98	1.980	1:26.488	98	2.792	1:26.996	98	2.675	1:28.303	98	3.014	1:27.462	98	1.475	1:28.085	55	2 LAPS	1:39.901
96	4 LAPS	1:41.827	155	2 LAPS	1:34.066	57	2 LAPS	1:34.059	57	2 LAPS	1:30.471	135	4 LAPS	1:39.430	98	1.671	1:26.885
35	20.856	1:27.509	172	4 LAPS	1:41.715	155	2 LAPS	1:32.739	112	4 LAPS	1:42.401	126	4 LAPS	1:39.294	35	20.469	1:29.703
136	1 LAP	1:28.903	35	21.994	1:27.322	35	20.672	1:27.098	155	2 LAPS	1:32.141	57	2 LAPS	1:30.363	135	4 LAPS	1:40.018
6	27.874	1:29.038	96	4 LAPS	1:41.174	172	4 LAPS	1:40.632	35	19.928	1:26.379	58	5 LAPS	1:56.993	126	4 LAPS	1:41.440
99	28.004	1:27.591	136	1 LAP	1:29.003	136	1 LAP	1:29.020	136	1 LAP	1:29.035	155	2 LAPS	1:33.094	155	2 LAPS	1:36.694
58	4 LAPS	1:44.070	6	29.838	1:28.148	6	29.304	1:27.886	6	29.643	1:27.462	35	17.455	1:27.151	6	31.141	1:29.760
22	38.505	1:27.607	22	38.899	1:26.578	22	37.794	1:27.315	172	4 LAPS	1:40.824	112	4 LAPS	1:41.123	57	2 LAPS	1:52.474
91	41.162	1:28.377	91	43.167	1:28.189	96	4 LAPS	1:40.828	22	38.036	1:27.365	6	28.070	1:28.051	136	1 LAP	1:30.811
73	1 LAP	1:33.280	66	2 LAPS	1:31.343	91	42.530	1:27.783	91	43.451	1:28.044	136	1 LAP	1:32.028	22	36.634	1:27.912
66	2 LAPS	1:29.865	99	51.423	1:49.603	66	2 LAPS	1:28.679	99	51.430	1:27.728	22	35.411	1:26.999	58	5 LAPS	1:51.975
72	1 LAP	1:33.012	72	1 LAP	1:33.438	99	50.825	1:27.822	96	4 LAPS	1:40.777	91	41.693	1:27.866	112	4 LAPS	1:42.371
55	1 LAP	1:39.228	58	4 LAPS	1:43.651	72	1 LAP	1:31.452	66	2 LAPS	1:29.795	172	4 LAPS	1:40.620	91	42.944	1:27.940
48	1 LAP	1:34.990	73	1 LAP	1:43.354	77	1:06.618	1:30.245	72	1 LAP	1:31.447	99	49.563	1:27.757	99	51.018	1:28.144
15	3 LAPS	1:33.396	55	1 LAP	1:41.206	48	1 LAP	1:32.844	77	1:07.919	1:28.424	66	2 LAPS	1:29.137	66	2 LAPS	1:29.778
135	3 LAPS	1:38.869	48	1 LAP	1:33.877	65	1:09.492	1:29.777	65	1:09.848	1:27.479	96	4 LAPS	1:40.193	172	4 LAPS	1:41.199
126	3 LAPS	1:39.186	77	1:04.793	1:29.132	55	1 LAP	1:37.470	48	1 LAP	1:32.265	65	1:07.190	1:26.966	65	1:08.644	1:28.143
77	1:01.845	1:29.455	15	3 LAPS	1:34.119	58	4 LAPS	1:44.489	56	1:14.456	1:29.054	77	1:07.843	1:29.548	77	1:09.802	1:28.648
65	1:05.235	1:29.543	65	1:08.135	1:29.084	15	3 LAPS	1:33.909	55	1 LAP	1:32.518	56	1:13.960	1:29.128	56	1:15.077	1:27.806
148	1 LAP	1:32.220	148	1 LAP	1:30.237	56	1:12.525	1:29.031	148	1 LAP	1:30.738	48	1 LAP	1:33.310	96	4 LAPS	1:40.007
56	1:10.437	1:28.803	56	1:11.914	1:27.661	148	1 LAP	1:31.191	15	3 LAPS	1:33.506	148	1 LAP	1:31.835	48	1 LAP	1:31.527
112	3 LAPS	1:41.606	135	3 LAPS	1:39.350	135	3 LAPS	1:38.797				15	3 LAPS	1:32.978	148	1 LAP	1:31.791
57	1 LAP	1:30.909	126	3 LAPS	1:39.880	126	3 LAPS	1:38.322				72	1 LAP	1:52.347			
			112	3 LAPS	1:40.708												

Session Start: 17:02:10 - Finish: 17:48:06

Weather/Track Conditions: Cloud / Dry

Circuit: Donington Park National

Track Length: 3.185 Km - 1.9791 miles

Donington Historic Festival - 28 - 30 Apr 2017

HRDC 'Coys Trophy' for pre-66 Touring Cars

Race 18 - Lap Chart

Lap 31		
NO	Behind	Laptime
16		1:26.950
98	1.470	1:26.749
35	23.420	1:29.901
15	4 LAPS	1:55.530
6	32.680	1:28.489
135	4 LAPS	1:38.935
155	2 LAPS	1:33.739
126	4 LAPS	1:39.228
22	36.643	1:26.959
57	2 LAPS	1:32.167
91	46.921	1:30.927
136	1 LAP	1:43.282
99	53.212	1:29.144
66	2 LAPS	1:28.326
58	5 LAPS	1:46.289
112	4 LAPS	1:43.167
65	1:10.390	1:28.696
77	1:12.391	1:29.539
56	1:16.211	1:28.084
172	4 LAPS	1:41.277
48	1 LAP	1:32.126
148	1 LAP	1:30.337
96	4 LAPS	1:42.259

Session Start: 17:02:10 - Finish: 17:48:06
Weather/Track Conditions: Cloud / Dry
Circuit: Donington Park National
Track Length: 3.185 Km - 1.9791 miles

Donington Historic Festival - 28 - 30 Apr 2017

FJHRA/HSCC 'Silverline' Championship pre-64 Front & Rear-Engined Formula Juniors

Race 19 - Classification

Sheet No:

POS	NO	DRIVER/S	CLASS	CLASS POS	CAR MAKE / MODEL	TIME	LAPS	GAP	DIFF	MPH	BEST	ON
1	70	John Fyda	E1	1	Brabham BT6	20:14.226	15	-- 15 laps		88.01	1:19.637	15
2	68	James Murray	E1	2	Lola Mk5A	20:22.022	15	7.796	7.796	87.45	1:19.529	4
3	75	Peter Morton	E1	3	Lightning Envoyette	20:23.247	15	9.021	1.225	87.36	1:19.348	15
4	79	Michael Hibberd	E1	4	Lotus 22	20:25.401	15	11.175	2.154	87.21	1:19.906	13
5	84	Mark Woodhouse	E1	5	Lotus 20/22	20:25.562	15	11.336	0.161	87.20	1:20.379	13
6	36	Andy Willis	E1	6	Lotus 20/22	20:27.142	15	12.916	1.580	87.09	1:20.064	13
7	88	Lukas Halusa	D2	1	Lotus 20	20:43.125	15	28.899	15.983	85.97	1:21.473	9
8	2	Christopher Milner	E1	7	Lotus 20/22	20:49.504	15	35.278	6.379	85.53	1:20.393	14
9	86	Steve Jones	E1	8	Cooper T67	21:04.171	15	49.945	14.667	84.53	1:22.110	10
10	85	John Chisholm	D2	2	Gemini Mk3A	21:04.551	15	50.325	0.380	84.51	1:22.423	4
11	59	Peter De La Roche	D2	3	BMC Mk2	21:10.063	15	55.837	5.512	84.14	1:22.531	14
12	48	John Delane	D2	4	Lotus 18	21:22.052	15	1:07.826	11.989	83.36	1:23.194	12
13	66	Alex Morton	D2	5	Ausper T3	21:22.487	15	1:08.261	0.435	83.33	1:23.361	7
14	54	Martin Halusa	E1	9	Lotus 22	20:14.627	14	-- 14 laps	18.793	82.11	1:23.952	12
15	34	Nick Finburgh	C2	1	Envoy Mk1	20:23.373	14	8.746	8.746	81.53	1:25.632	5
16	95	Robs Lamplough	E1	10	Brabham BT2	20:30.205	14	15.578	6.832	81.08	1:26.081	2
17	14	Crispian Besley	C2	2	Cooper T56	20:31.429	14	16.802	1.224	81.00	1:26.446	2
18	38	Gil Duffy	C2	3	Kieft FJ	21:22.816	14	1:08.189	51.387	77.75	1:27.733	11
19	81	Steve Futter	D2	6	Lotus 20	21:27.256	14	1:12.629	4.440	77.48	1:28.583	14
20	41	Peter Fenichel	C2	4	Cooper T56	21:28.110	14	1:13.483	0.854	77.43	1:28.578	14
21	42	Jeremy Deeley	C2	5	Cooper T52	21:29.922	14	1:15.295	1.812	77.32	1:28.478	10
22	40	Chris Wilks	C2	6	Deep Sanderson FJ	21:32.954	14	1:18.327	3.032	77.14	1:29.955	11
23	166	Sharon Adelman	E1	11	Brabham BT6	20:44.906	13	-- 13 laps	42.865	74.40	1:33.984	2
24	97	Hans Ciers	D2	7	Lotus 20	21:37.720	13	52.814	52.814	71.37	1:34.007	13
25	93	Rudolf Ernst	D1	1	PBA Mk2	21:39.469	13	54.563	1.749	71.27	1:37.842	4
26	78	Benn Tilley	E1	12	Lotus 22	10:47.855	8	-- 8 laps --		87.97	1:19.498	4

----- FASTEST LAP SUMMARY -----

NO	DRIVER/S	CLASS	CAR MAKE / MODEL	FASTEST LAP	ON	MPH
75	Peter Morton	E1	Lightning Envoyette	1:19.348	15	89.79
88	Lukas Halusa	D2	Lotus 20	1:21.473	9	87.45
34	Nick Finburgh	C2	Envoy Mk1	1:25.632	5	83.20
93	Rudolf Ernst	D1	PBA Mk2	1:37.842	4	72.82

Session Start: 18:07:46 - Finish: 18:28:01

Weather/Track Conditions: Cloud / Dry

Circuit: Donington Park National

Track Length: 3.185 Km - 1.9791 miles

These results are provisional until the conclusion of any judicial and technical matters.

Clerk of the Course: <p style="text-align: right;">Julian Floyd</p>	Timekeeper: <p style="text-align: right;">Nick Palmer</p>	Issued at:
--	--	------------

Donington Historic Festival - 28 - 30 Apr 2017

FJHRA/HSCC 'Silverline' Championship pre-64 Front & Rear-Engined Formula Juniors

Race 19 - Sector Analysis

2 Christopher Milner (E1)										Lotus 20/22									
lap	Sect-1	Speed	Sect-2	Speed	Sect-3	Speed	TopSpeed	laptime	pit	lap	Sect-1	Speed	Sect-2	Speed	Sect-3	Speed	Topspeed	laptime	pit
1				114.9	15.273			1:35.401		9	24.389	86.7	44.090	115.1	14.799	106.0		1:23.278	
2	24.388	99.1	45.011	114.3	14.833			1:24.232		10	23.414	111.1	43.684	115.5	14.422	105.4		1:21.520	
3	24.062	100.0	45.243	116.5	14.695	104.7		1:24.000		11	23.675	98.1	44.738	114.9	15.137	102.3		1:23.550	
4	23.687	102.4	44.917	115.1	15.100	101.9		1:23.704		12	23.127	111.3	43.650	114.1	14.592	105.4		1:21.369	
5	23.778	101.6	43.727	115.1	14.704			1:22.209		13	24.219	99.1	43.264	115.1	14.625			1:22.108	
6	23.554	110.0	42.870	115.5	14.471	106.5		1:20.895		14	23.027	113.9	42.885	115.3	14.481	105.7		1:20.393	
7	24.073	102.9	44.771	117.3	14.996			1:23.840		15	23.048	112.6	43.177	115.7	14.314			1:20.539	
8	23.181	109.7	44.382	116.7	14.903			1:22.466		16									

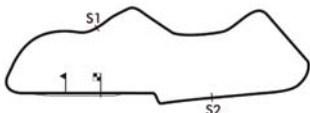
14 Crispian Besley (C2)										Cooper T56									
lap	Sect-1	Speed	Sect-2	Speed	Sect-3	Speed	TopSpeed	laptime	pit	lap	Sect-1	Speed	Sect-2	Speed	Sect-3	Speed	Topspeed	laptime	pit
1				108.8	15.732			1:35.001		8	24.803	96.5	46.481	110.2	15.357			1:26.641	
2	25.213	98.1	45.802	109.8	15.431			1:26.446		9	25.901	90.5	47.426	109.5	15.228			1:28.555	
3	24.903	98.6	46.506	108.1	15.904			1:27.313		10	24.844	99.1	47.042	110.4	15.365			1:27.251	
4	24.901	99.1	46.640	109.0	16.283	93.9		1:27.824		11	25.199	96.5	46.202	112.0	15.221	99.8		1:26.622	
5	25.470	97.8	46.767	108.8	15.442	99.2		1:27.679		12	25.849	100.3	45.697	109.8	16.164	97.2		1:27.710	
6	24.719	99.7	46.576	110.4	15.454			1:26.749		13	25.435	97.0	46.757	109.7	15.690			1:27.882	
7	25.340	94.8	47.283	107.9	15.875	98.0		1:28.498		14	25.990	92.9	45.652	110.6	15.616	96.1		1:27.258	

34 Nick Finburgh (C2)										Envoy Mk1									
lap	Sect-1	Speed	Sect-2	Speed	Sect-3	Speed	TopSpeed	laptime	pit	lap	Sect-1	Speed	Sect-2	Speed	Sect-3	Speed	Topspeed	laptime	pit
1				112.8	15.217	99.0		1:33.839		8	24.942	96.0	47.462	110.0	15.622			1:28.026	
2	24.723	99.3	45.607	112.2	15.463			1:25.793		9	24.980	95.9	46.969	110.2	17.218			1:29.167	
3	24.945	98.8	45.616	111.3	15.556	96.5		1:26.117		10	25.390	97.7	46.858	109.5	15.491			1:27.739	
4	24.629	98.6	46.147	109.5	15.636	96.6		1:26.412		11	24.756	100.0	46.347	110.4	16.008			1:27.111	
5	24.590	103.3	45.646	110.6	15.396			1:25.632		12	24.960	97.4	47.612	110.7	15.308	97.2		1:27.880	
6	24.729	101.3	46.105	109.8	15.445	96.7		1:26.279		13	24.755	104.3	46.425	110.6	15.145			1:26.325	
7	24.593	98.3	46.403	109.3	15.802	95.0		1:26.798		14	24.552	104.0	46.511	110.0	15.192			1:26.255	

36 Andy Willis (E1)										Lotus 20/22									
lap	Sect-1	Speed	Sect-2	Speed	Sect-3	Speed	TopSpeed	laptime	pit	lap	Sect-1	Speed	Sect-2	Speed	Sect-3	Speed	Topspeed	laptime	pit
1				111.5	14.886	97.4		1:27.364		9	23.374	112.2	44.504	113.4	14.403	100.5		1:22.281	
2	23.752	105.6	44.566	113.5	14.176			1:22.494		10	23.265	110.4	43.018	114.3	14.362			1:20.645	
3	23.665	109.9	43.919	112.6	14.153	99.6		1:21.737		11	23.421	113.0	42.795	112.4	15.340			1:21.556	
4	23.420	110.0	44.879	111.8	14.789	100.0		1:23.088		12	23.558	111.5	42.868	113.4	14.458			1:20.884	
5	23.484	111.1	43.732	111.5	14.410	101.6		1:21.626		13	23.148	114.1	42.473	113.4	14.443	101.6		1:20.064	
6	23.339	111.1	43.965	112.6	14.353			1:21.657		14	23.160	115.3	42.951	114.5	14.132			1:20.243	
7	23.426	113.0	43.129	113.9	15.493			1:22.048		15	23.262	102.9	43.162	113.9	14.364			1:20.788	
8	23.459	112.4	42.955	113.9	14.253	101.1		1:20.667		16									

38 Gil Duffy (C2)										Kieft FJ									
lap	Sect-1	Speed	Sect-2	Speed	Sect-3	Speed	TopSpeed	laptime	pit	lap	Sect-1	Speed	Sect-2	Speed	Sect-3	Speed	Topspeed	laptime	pit
1				109.1	18.610	89.4		1:41.929		8	26.151	91.5	49.758	108.4	16.384			1:32.293	
2	26.629	93.9	49.096	109.7	16.335			1:32.060		9	25.601	92.6	49.605	111.5	16.335			1:31.541	
3	26.737	85.0	49.714	108.1	16.218	97.6		1:32.669		10	25.347	93.8	47.393	111.1	15.761	97.4		1:28.501	
4	27.044	74.3	49.414	109.0	16.587	97.2		1:33.045		11	25.096	98.0	46.782	109.7	15.855			1:27.733	
5	26.113	93.2	48.173	110.9	16.761			1:31.047		12	26.250	94.6	47.503	109.8	16.077	96.9		1:29.830	
6	26.379	91.6	48.217	110.2	16.903			1:31.499		13	26.320	90.8	47.430	109.1	16.139	97.2		1:29.889	
7	25.698	93.9	48.383	109.3	16.540			1:30.621		14	26.056	92.6	47.302	109.0	16.801	97.0		1:30.159	

40 Chris Wilks (C2)										Deep Sanderson FJ									
lap	Sect-1	Speed	Sect-2	Speed	Sect-3	Speed	TopSpeed	laptime	pit	lap	Sect-1	Speed	Sect-2	Speed	Sect-3	Speed	Topspeed	laptime	pit
1				105.2	16.864	91.7		1:41.633		8	25.985	95.2	49.133	109.0	16.531	96.1		1:31.649	
2	26.007	94.6	50.612	100.9	17.171	95.9		1:33.790		9	25.654	96.2	49.631	104.7	16.826			1:32.111	
3	26.223	92.0	49.912	106.5	16.529	95.9		1:32.664		10	25.622	101.0	48.360	104.4	16.395			1:30.377	
4	26.178	92.8	49.590	105.9	16.826	96.9		1:32.594		11	25.821	100.2	48.203	103.0	15.931	96.3		1:29.955	
5	25.821	97.8	48.515	109.0	16.315	96.5		1:30.651		12	25.771	89.0	49.885	106.2	16.479			1:32.135	
6	25.977	90.8	49.211	104.7	17.040	95.4		1:32.228		13	25.488	105.1	49.138	105.0	16.502	93.6		1:31.128	
7	25.852	97.0	48.454	106.5	16.820			1:31.126		14	25.890	102.7	48.867	103.1	16.156	92.0		1:30.913	



Session Start: 18:07:46 - Finish: 18:28:01

Weather/Track Conditions: Cloud / Dry

Circuit: Donington Park National

Track Length: 3.185 Km - 1.9791 miles

Donington Historic Festival - 28 - 30 Apr 2017

FJHRA/HSCC 'Silverline' Championship pre-64 Front & Rear-Engined Formula Juniors

Race 19 - Sector Analysis

41 Peter Fenichel (C2)										Cooper T56										
lap	Sect-1	Speed	Sect-2	Speed	Sect-3	Speed	TopSpeed	laptime	pit	lap	Sect-1	Speed	Sect-2	Speed	Sect-3	Speed	Topspeed	laptime	pit	
1										8	26.195	87.7	48.800	103.9	16.453	94.4			1:31.448	
2	26.139	88.4	51.776	102.3	16.116	93.1		1:44.772		9	26.000	97.6	49.243	104.2	16.880				1:32.123	
3	26.236	84.6	49.210	102.5	16.280	93.0		1:31.726		10	25.651	97.4	48.045	106.0	15.823				1:29.519	
4	25.752	93.0	48.433	105.5	16.255			1:30.440		11	25.679	103.0	47.554	106.0	16.405				1:29.638	
5	25.671	94.6	48.828	104.9	17.034	93.1		1:31.533		12	26.346	89.8	48.530	104.1	16.472				1:31.348	
6	26.727	94.2	48.271	106.2	17.360	91.1		1:32.358		13	25.448	100.7	48.716	101.1	16.050	93.1			1:30.214	
7	25.785	98.1	47.936	105.0	17.155			1:30.876		14	25.445	99.0	47.370	102.2	15.763	90.4			1:28.578	

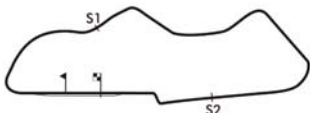
42 Jeremy Deeley (C2)										Cooper T52										
lap	Sect-1	Speed	Sect-2	Speed	Sect-3	Speed	TopSpeed	laptime	pit	lap	Sect-1	Speed	Sect-2	Speed	Sect-3	Speed	Topspeed	laptime	pit	
1				104.4	24.485			1:49.896		8	25.554	98.0	49.371	106.2	16.103	92.5			1:31.028	
2	27.080	92.8	48.814	103.7	16.276	94.2		1:32.170		9	25.553	93.7	50.653	103.1	15.894				1:32.100	
3	25.642	95.6	48.617	103.7	16.043	95.0		1:30.302		10	25.578	100.4	46.929	106.0	15.971				1:28.478	
4	25.948	90.7	48.175	103.1	16.039			1:30.162		11	25.649	83.3	49.444	106.4	16.747				1:31.840	
5	25.538	94.6	48.148	105.0	15.915	94.8		1:29.601		12	26.644	83.6	49.842	99.5	16.224				1:32.710	
6	26.252	94.2	48.134	106.2	16.515			1:30.901		13	25.454	99.7	48.855	103.6	15.709				1:30.018	
7	25.680	95.8	48.401	105.2	17.417	91.1		1:31.498		14	25.308	99.4	47.786	104.9	16.124				1:29.218	

48 John Delane (D2)										Lotus 18										
lap	Sect-1	Speed	Sect-2	Speed	Sect-3	Speed	TopSpeed	laptime	pit	lap	Sect-1	Speed	Sect-2	Speed	Sect-3	Speed	Topspeed	laptime	pit	
1				113.9	15.350			1:32.962		9	24.132	97.4	45.738	111.8	15.482	96.6			1:25.352	
2	24.391	95.6	45.095	113.5	15.068			1:24.554		10	24.394	97.1	44.434	111.7	14.987				1:23.815	
3	24.233	97.8	45.461	112.8	15.355	98.9		1:25.049		11	24.347	92.6	44.647	111.5	15.375	98.3			1:24.369	
4	24.364	96.5	45.260	111.8	15.836			1:25.460		12	24.175	98.0	44.253	111.7	14.766	100.8			1:23.194	
5	24.614	95.0	44.629	112.4	15.025			1:24.268		13	24.611	91.8	47.844	112.0	15.525	98.0			1:27.980	
6	24.220	100.0	44.163	112.2	15.030	98.9		1:23.413		14	24.785	84.3	47.323	109.5	14.989	99.0			1:30.018	
7	24.018	97.8	45.145	112.0	14.730	99.2		1:23.893		15	24.678	88.3	45.940	111.5	15.732				1:26.350	
8	24.583	92.4	44.803	112.0	14.910	98.7		1:24.296		16										

54 Martin Halusa (E1)										Lotus 22										
lap	Sect-1	Speed	Sect-2	Speed	Sect-3	Speed	TopSpeed	laptime	pit	lap	Sect-1	Speed	Sect-2	Speed	Sect-3	Speed	Topspeed	laptime	pit	
1				113.5	15.667	100.2		1:37.767		8	24.568	95.1	46.576	115.5	14.999	102.3			1:26.143	
2	24.942	87.5	47.109	114.3	15.862	98.7		1:27.913		9	25.567	90.5	45.260	116.1	15.075	101.9			1:25.902	
3	25.304	91.9	46.457	114.9	15.791	100.0		1:27.552		10	24.451	98.8	44.731	115.5	15.201				1:24.383	
4	25.100	91.3	46.041	114.7	15.746	99.6		1:26.887		11	24.179	97.0	44.511	116.7	15.518	100.8			1:24.208	
5	25.113	93.2	45.663	114.3	15.585			1:26.361		12	23.944	104.5	44.053	116.3	15.955				1:23.952	
6	24.455	96.2	45.390	116.7	15.196	102.6		1:25.041		13	25.938	95.5	44.986	116.9	15.400				1:26.324	
7	25.250	89.4	46.996	115.5	15.194			1:27.440		14	24.261	100.2	44.069	116.1	16.424				1:24.754	

59 Peter De La Roche (D2)										BMC Mk2										
lap	Sect-1	Speed	Sect-2	Speed	Sect-3	Speed	TopSpeed	laptime	pit	lap	Sect-1	Speed	Sect-2	Speed	Sect-3	Speed	Topspeed	laptime	pit	
1				109.3	15.098			1:30.542		9	24.535	93.8	45.372	111.1	14.804				1:24.711	
2	24.245	108.6	44.799	110.0	14.931			1:23.975		10	24.026	109.5	44.271	110.7	14.571				1:22.868	
3	24.253	109.3	44.135	110.0	16.367	95.6		1:24.755		11	24.164	110.0	44.394	110.7	15.685	96.7			1:24.243	
4	24.177	108.3	44.153	109.7	14.559			1:22.889		12	24.553	109.7	45.120	111.1	14.694				1:24.367	
5	24.017	109.7	44.145	109.7	14.423	99.6		1:22.585		13	24.186	110.0	45.002	110.0	14.361	99.5			1:23.549	
6	24.741	109.7	44.963	110.4	14.733			1:24.437		14	23.905	111.3	44.050	110.2	14.576				1:22.531	
7	24.527	108.3	44.309	110.0	14.786			1:23.622		15	24.460	109.7	44.301	109.5	In				1:30.701	P
8	24.078	110.9	45.179	110.7	15.031	98.9		1:24.288		16										

66 Alex Morton (D2)										Ausper T3										
lap	Sect-1	Speed	Sect-2	Speed	Sect-3	Speed	TopSpeed	laptime	pit	lap	Sect-1	Speed	Sect-2	Speed	Sect-3	Speed	Topspeed	laptime	pit	
1				114.3	15.059	104.2		1:33.106		9	24.033	99.0	46.064	113.2	15.906	98.6			1:26.003	
2	24.628	96.7	45.655	113.9	14.939	101.9		1:25.222		10	24.789	101.2	44.435	112.2	14.863	101.9			1:24.087	
3	25.103	100.3	45.488	112.6	15.122	103.3		1:25.713		11	24.433	100.3	44.256	112.8	14.869				1:23.558	
4	25.038	100.9	44.897	111.5	15.200	102.5		1:25.135		12	24.220	100.2	44.566	112.6	14.619	102.2			1:23.405	
5	24.406	99.3	44.517	111.8	15.054			1:23.977		13	24.249	92.6	48.415	112.6	15.066				1:27.730	
6	24.392	100.6	44.595	112.4	14.996			1:23.983		14	24.550	84.3	47.383	113.2	14.774	103.3			1:26.707	
7	24.010	103.5	44.249	113.5	15.102	100.3		1:23.361		15	24.448	89.7	45.887	112.8	16.318				1:26.653	
8	24.389	100.9	44.587	113.5	14.871	101.1		1:23.847		16										



Session Start: 18:07:46 - Finish: 18:28:01

Weather/Track Conditions: Cloud / Dry

Circuit: Donington Park National

Track Length: 3.185 Km - 1.9791 miles

Donington Historic Festival - 28 - 30 Apr 2017

FJHRA/HSCC 'Silverline' Championship pre-64 Front & Rear-Engined Formula Juniors

Race 19 - Sector Analysis

68 James Murray (E1)										Lola Mk5A									
lap	Sect-1	Speed	Sect-2	Speed	Sect-3	Speed	TopSpeed	laptime	pit	lap	Sect-1	Speed	Sect-2	Speed	Sect-3	Speed	Topspeed	laptime	pit
1				115.7	14.269	103.1		1:24.826		9	24.055	102.4	44.089	116.1	14.446	102.3		1:22.590	
2	23.628	100.7	43.451	117.5	14.341	106.0		1:21.420		10	23.071	113.3	42.963	115.9	14.053	103.3		1:20.087	
3	23.109	109.9	42.387	117.9	14.231	106.2		1:19.727		11	23.015	109.2	42.596	116.3	14.625			1:20.236	
4	22.956	109.2	42.532	117.5	14.041	106.0		1:19.529		12	23.322	108.5	42.608	116.1	14.231			1:20.161	
5	22.835	110.8	42.416	117.3	14.624			1:19.875		13	23.189	109.3	42.521	115.5	13.956	104.2		1:19.666	
6	23.210	103.0	42.488	118.1	14.071			1:19.769		14	23.829	91.5	44.575	114.9	14.107			1:22.511	
7	23.196	111.7	53.135	115.1	15.028			1:31.359		15	23.083	108.1	43.391	114.3	13.995	103.3		1:20.469	
8	23.186	110.2	42.473	116.7	14.138			1:19.797		16									

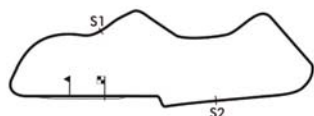
70 John Fyda (E1)										Brabham BT6									
lap	Sect-1	Speed	Sect-2	Speed	Sect-3	Speed	TopSpeed	laptime	pit	lap	Sect-1	Speed	Sect-2	Speed	Sect-3	Speed	Topspeed	laptime	pit
1				121.5	15.091			1:27.794		9	22.977	103.8	43.282	120.9	14.176			1:20.435	
2	23.207	103.3	43.002	122.2	14.535	108.4		1:20.744		10	22.774	109.5	42.879	121.1	14.307			1:19.960	
3	22.846	106.1	42.930	121.3	14.294			1:20.070		11	22.963	108.6	43.147	120.9	14.158	108.3		1:20.268	
4	22.807	107.9	42.935	120.9	14.210	108.3		1:19.952		12	22.625	109.3	42.973	121.1	14.382	108.8		1:19.980	
5	23.269	109.3	43.350	117.3	14.239	109.3		1:20.858		13	22.760	107.6	43.130	121.8	14.669			1:20.559	
6	23.134	108.1	43.037	120.2	14.206			1:20.377		14	23.044	106.3	43.177	121.3	13.974	109.3		1:20.195	
7	23.073	106.3	43.993	120.2	14.132			1:21.198		15	22.804	109.5	42.657	120.7	14.176			1:19.637	
8	23.412	104.3	43.415	122.9	15.372	108.3		1:22.199		16									

75 Peter Morton (E1)										Lightning Envoyette									
lap	Sect-1	Speed	Sect-2	Speed	Sect-3	Speed	TopSpeed	laptime	pit	lap	Sect-1	Speed	Sect-2	Speed	Sect-3	Speed	Topspeed	laptime	pit
1				120.0	15.128			1:28.349		9	23.917	92.8	44.970	120.0	14.201			1:23.088	
2	23.695	104.8	43.886	120.0	14.299	106.9		1:21.880		10	23.571	102.7	42.901	120.5	14.071	108.8		1:20.543	
3	23.652	101.2	44.114	120.9	14.420	105.5		1:22.186		11	23.282	105.3	42.679	118.8	14.668			1:20.629	
4	23.511	102.1	43.191	119.0	14.310			1:21.012		12	23.321	98.3	42.915	119.6	15.462	104.7		1:21.698	
5	23.140	105.6	42.831	120.2	14.498			1:20.469		13	22.776	114.9	42.560	118.3	14.109	107.2		1:19.445	
6	23.938	81.2	43.594	117.9	14.273			1:21.805		14	23.036	112.4	43.390	121.3	14.730	106.2		1:21.156	
7	23.596	104.0	42.700	117.5	15.259	104.6		1:21.555		15	22.694	113.1	42.240	118.8	14.414	106.5		1:19.348	
8	23.405	102.7	42.300	119.6	14.379	108.3		1:20.084		16									

78 Benn Tilley (E1)										Lotus 22									
lap	Sect-1	Speed	Sect-2	Speed	Sect-3	Speed	TopSpeed	laptime	pit	lap	Sect-1	Speed	Sect-2	Speed	Sect-3	Speed	Topspeed	laptime	pit
1				117.7	14.257			1:25.012		5	22.940	109.5	42.334	116.5	14.891			1:20.165	
2	23.302	106.8	43.316	116.5	14.294			1:20.912		6	23.260	107.1	42.311	116.9	14.076			1:19.647	
3	23.124	109.3	42.291	117.3	14.221	106.5		1:19.636		7	23.299	112.6	42.352	116.9	14.134	107.2		1:19.785	
4	23.038	109.5	42.338	116.5	14.122			1:19.498		8	24.273	98.0	44.795	116.5	14.132			1:23.200	

79 Michael Hibberd (E1)										Lotus 22									
lap	Sect-1	Speed	Sect-2	Speed	Sect-3	Speed	TopSpeed	laptime	pit	lap	Sect-1	Speed	Sect-2	Speed	Sect-3	Speed	Topspeed	laptime	pit
1				119.2	15.734			1:28.377		9	23.764	99.3	45.017	119.4	14.291			1:23.072	
2	23.929	105.3	43.954	121.1	14.602			1:22.485		10	23.406	107.9	42.961	119.8	14.194			1:20.561	
3	23.318	103.5	43.637	120.5	14.555	104.1		1:21.510		11	23.179	110.8	42.844	119.8	14.625	105.4		1:20.648	
4	23.271	107.1	42.742	119.2	14.701			1:20.714		12	23.398	103.2	42.992	116.1	15.707	101.3		1:22.097	
5	23.246	107.8	42.986	119.0	14.310			1:20.542		13	23.108	111.3	42.549	120.0	14.249			1:19.906	
6	23.998	80.3	43.691	119.2	14.365			1:22.054		14	22.838	114.3	43.306	121.1	14.709			1:20.853	
7	23.360	108.5	42.811	120.0	15.290	102.6		1:21.461		15	23.592	106.9	42.727	119.4	14.755			1:21.074	
8	23.236	107.8	42.470	120.9	14.341			1:20.047		16									

81 Steve Futter (D2)										Lotus 20									
lap	Sect-1	Speed	Sect-2	Speed	Sect-3	Speed	TopSpeed	laptime	pit	lap	Sect-1	Speed	Sect-2	Speed	Sect-3	Speed	Topspeed	laptime	pit
1				112.4	16.950			1:42.465		8	26.179	88.8	49.983	105.2	16.208			1:32.370	
2	26.593	86.0	49.147	111.8	16.687			1:32.427		9	25.472	90.1	49.638	112.0	15.791	95.8		1:30.901	
3	26.348	79.0	49.452	108.3	16.511			1:32.311		10	25.747	89.8	47.638	112.2	16.086			1:29.471	
4	26.192	80.9	49.150	106.7	16.397			1:31.739		11	25.996	90.4	49.322	113.2	16.296	97.3		1:31.614	
5	25.912	92.0	48.839	110.7	16.632			1:31.383		12	25.841	90.8	48.313	112.8	16.477			1:30.631	
6	26.338	84.9	48.604	109.8	16.298			1:31.240		13	25.866	80.1	49.161	113.9	16.199			1:31.226	
7	26.091	87.9	48.541	110.9	16.263	95.6		1:30.895		14	25.355	93.7	47.313	112.8	15.915	93.9		1:28.583	



Session Start: 18:07:46 - Finish: 18:28:01

Weather/Track Conditions: Cloud / Dry

Circuit: Donington Park National

Track Length: 3.185 Km - 1.9791 miles

Donington Historic Festival - 28 - 30 Apr 2017

FJHRA/HSCC 'Silverline' Championship pre-64 Front & Rear-Engined Formula Juniors

Race 19 - Sector Analysis

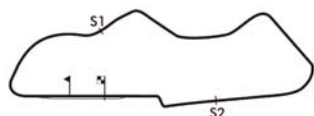
84 Mark Woodhouse (E1)										Lotus 20/22									
lap	Sect-1	Speed	Sect-2	Speed	Sect-3	Speed	TopSpeed	laptime	pit	lap	Sect-1	Speed	Sect-2	Speed	Sect-3	Speed	Topspeed	laptime	pit
1				117.5	14.819			1:28.721		9	23.273	98.6	45.549	117.7	14.450	104.6		1:23.272	
2	24.046	99.1	44.174	118.8	14.887			1:23.107		10	22.991	106.1	43.293	118.8	14.321			1:20.605	
3	23.405	103.5	43.274	118.5	14.411			1:21.090		11	22.970	109.5	43.157	118.5	14.832	103.9		1:20.959	
4	23.437	103.8	43.442	117.9	14.569			1:21.448		12	23.430	109.7	42.724	118.1	14.487	105.4		1:20.641	
5	23.393	108.5	42.889	117.7	14.517	104.9		1:20.799		13	23.130	106.8	42.750	119.4	14.499	103.9		1:20.379	
6	23.292	96.2	43.624	118.1	15.390			1:21.406		14	23.058	111.1	43.019	119.4	14.562	104.7		1:20.639	
7	23.182	106.9	43.234	117.9	14.816			1:21.232		15	23.326	106.8	42.803	117.9	14.444			1:20.573	
8	23.269	104.5	43.093	118.8	14.329			1:20.691		16									

85 John Chisholm (D2)										Gemini Mk3A									
lap	Sect-1	Speed	Sect-2	Speed	Sect-3	Speed	TopSpeed	laptime	pit	lap	Sect-1	Speed	Sect-2	Speed	Sect-3	Speed	Topspeed	laptime	pit
1				114.7	15.342	100.6		1:31.823		9	24.610	91.8	44.966	115.5	15.136	101.7		1:24.712	
2	23.945	103.3	44.234	116.5	15.506	100.0		1:23.685		10	23.676	110.0	43.954	116.5	15.375			1:23.005	
3	23.891	107.1	43.600	117.1	15.305	100.0		1:22.796		11	23.783	107.6	44.050	116.9	15.096			1:22.929	
4	23.791	106.4	43.669	115.7	14.963			1:22.423		12	24.128	96.7	45.464	115.9	15.115	101.4		1:24.707	
5	23.600	110.4	43.730	115.3	16.426			1:23.756		13	23.771	107.4	44.504	115.5	15.308			1:23.583	
6	24.601	109.3	44.810	115.7	15.070			1:24.481		14	24.091	109.2	43.852	114.9	15.588	99.2		1:23.531	
7	24.209	105.4	44.214	115.7	15.443			1:23.866		15	24.971	103.5	44.060	115.3	16.230			1:25.261	
8	23.800	107.9	44.823	116.1	15.370	100.5		1:23.993		16									

86 Steve Jones (E1)										Cooper T67									
lap	Sect-1	Speed	Sect-2	Speed	Sect-3	Speed	TopSpeed	laptime	pit	lap	Sect-1	Speed	Sect-2	Speed	Sect-3	Speed	Topspeed	laptime	pit
1				113.5	15.270			1:32.390		9	24.143	92.5	47.297	113.9	14.539	103.0		1:25.979	
2	23.784	106.1	45.299	114.7	15.134	101.4		1:24.217		10	23.598	108.5	43.946	114.1	14.566			1:22.110	
3	23.610	110.6	45.129	110.4	15.068			1:23.807		11	23.635	108.3	44.150	111.8	15.353			1:23.138	
4	23.645	107.9	44.305	114.3	15.010			1:22.960		12	23.591	100.2	46.191	114.5	14.810	103.0		1:24.592	
5	23.591	110.2	44.057	114.1	14.764	103.0		1:22.412		13	24.113	107.1	45.406	114.1	14.600	101.3		1:24.119	
6	24.079	106.1	44.937	113.9	14.917			1:23.933		14	23.502	113.1	43.977	113.7	14.722			1:22.201	
7	24.542	104.9	44.945	114.1	15.744	100.8		1:25.231		15	24.558	100.7	44.398	114.3	15.250			1:24.206	
8	23.618	111.8	44.418	114.7	14.840			1:22.876		16									

88 Lukas Halusa (D2)										Lotus 20									
lap	Sect-1	Speed	Sect-2	Speed	Sect-3	Speed	TopSpeed	laptime	pit	lap	Sect-1	Speed	Sect-2	Speed	Sect-3	Speed	Topspeed	laptime	pit
1				116.3	14.837	102.2		1:30.069		9	23.489	108.3	43.135	116.9	14.849			1:21.473	
2	23.829	105.6	43.427	116.7	16.758			1:24.014		10	24.096	100.9	45.748	116.9	14.988	104.2		1:24.832	
3	23.781	105.9	43.765	115.9	14.722			1:22.268		11	23.879	107.6	43.100	116.1	14.786			1:21.765	
4	23.815	105.3	43.146	116.1	14.945			1:21.906		12	23.592	110.6	43.645	116.1	15.054	103.7		1:22.291	
5	23.578	102.6	43.399	116.5	14.855			1:21.832		13	23.961	109.5	44.232	116.1	14.999			1:23.192	
6	23.439	106.4	44.130	116.9	15.019	103.7		1:22.588		14	23.855	110.9	42.884	116.3	14.890	104.6		1:21.629	
7	23.632	107.4	43.020	116.7	14.831	104.4		1:21.483		15	23.578	111.1	43.441	113.2	15.049			1:22.068	
8	23.598	104.8	43.403	117.3	14.714			1:21.715		16									

93 Rudolf Ernst (D1)										PBA Mk2									
lap	Sect-1	Speed	Sect-2	Speed	Sect-3	Speed	TopSpeed	laptime	pit	lap	Sect-1	Speed	Sect-2	Speed	Sect-3	Speed	Topspeed	laptime	pit
1		80.1	53.413	90.5	17.478			1:48.964		8	28.819	81.2	54.249	90.7	17.554			1:40.622	
2	28.632	90.8	52.097	91.7	17.787	77.3		1:38.516		9	28.659	87.6	52.175	90.9	19.139			1:39.973	
3	28.467	87.7	52.906	91.1	17.790			1:39.163		10	28.981	88.5	53.000	90.7	17.454			1:39.435	
4	28.630	87.7	51.964	91.5	17.248	80.6		1:37.842		11	28.969	87.4	53.112	91.5	17.142	79.4		1:39.223	
5	28.897	86.5	52.424	91.1	17.477			1:38.798		12	29.266	89.5	51.286	90.7	18.529	77.5		1:39.081	
6	28.667	89.4	53.238	90.1	18.252	80.6		1:40.157		13	29.357	91.3	51.592	92.0	17.996			1:38.945	
7	28.859	87.2	52.488	91.4	17.403			1:38.750		14									



Session Start: 18:07:46 - Finish: 18:28:01

Weather/Track Conditions: Cloud / Dry

Circuit: Donington Park National

Track Length: 3.185 Km - 1.9791 miles

Donington Historic Festival - 28 - 30 Apr 2017

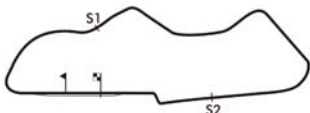
FJHRA/HSCC 'Silverline' Championship pre-64 Front & Rear-Engined Formula Juniors

Race 19 - Sector Analysis

95 Robs Lamplough (E1)										Brabham BT2									
lap	Sect-1	Speed	Sect-2	Speed	Sect-3	Speed	TopSpeed	laptime	pit	lap	Sect-1	Speed	Sect-2	Speed	Sect-3	Speed	Topspeed	laptime	pit
1				109.1	15.729	98.7		1:36.111		8	24.514	97.4	47.445	109.5	15.576	98.2		1:27.535	
2	24.612	98.7	46.387	110.4	15.082			1:26.081		9	25.708	85.9	47.622	106.7	15.434			1:28.764	
3	24.556	99.9	46.176	113.5	15.592			1:26.324		10	24.647	95.9	47.079	108.4	15.416	97.2		1:27.142	
4	24.442	98.3	46.739	109.8	16.491			1:27.672		11	24.995	99.7	46.514	109.3	15.158			1:26.667	
5	25.362	95.5	46.910	107.4	15.295			1:27.567		12	25.032	104.5	46.196	111.1	16.414	98.7		1:27.642	
6	24.549	98.3	47.039	107.0	15.415			1:27.003		13	24.750	100.0	47.255	109.1	15.604	96.1		1:27.609	
7	25.049	101.3	46.830	105.5	15.650			1:27.529		14	25.805	98.8	45.569	111.3	15.185			1:26.559	

97 Hans Ciers (D2)										Lotus 20									
lap	Sect-1	Speed	Sect-2	Speed	Sect-3	Speed	TopSpeed	laptime	pit	lap	Sect-1	Speed	Sect-2	Speed	Sect-3	Speed	Topspeed	laptime	pit
1		78.2	53.184	89.3	17.697			1:49.983		8	30.206	76.4	53.259	105.0	17.261			1:40.726	
2	28.995	82.4	51.852	94.6	17.829	92.6		1:38.676		9	28.133	80.0	54.226	84.5	20.065			1:42.424	
3	28.958	79.2	52.034	92.5	17.652	88.1		1:38.644		10	27.234	82.0	51.131	96.6	18.462	89.9		1:36.827	
4	29.473	79.3	51.370	92.2	20.186			1:41.029		11	28.642	81.1	55.225	101.9	17.233			1:41.100	
5	29.132	69.8	52.712	107.9	16.987			1:38.831		12	28.032	70.5	54.115	105.5	16.887			1:39.034	
6	29.562	79.2	52.684	99.5	17.426	95.9		1:39.672		13	26.939	84.3	50.502	103.7	16.566			1:34.007	
7	27.419	79.9	52.456	102.3	16.892	97.2		1:36.767		14									

166 Sharon Adelman (E1)										Brabham BT6									
lap	Sect-1	Speed	Sect-2	Speed	Sect-3	Speed	TopSpeed	laptime	pit	lap	Sect-1	Speed	Sect-2	Speed	Sect-3	Speed	Topspeed	laptime	pit
1			50.709	113.0	16.143	98.7		1:43.320		8	26.593	83.9	52.674	106.5	16.583			1:35.850	
2	26.543	86.8	51.442	112.0	15.999			1:33.984		9	26.834	89.6	51.540	110.9	16.276	99.8		1:34.650	
3	26.890	83.6	51.697	111.7	16.200			1:34.787		10	27.055	83.7	52.015	111.1	16.947			1:36.017	
4	27.141	83.6	52.118	110.9	16.177	101.4		1:35.436		11	26.407	87.3	51.628	113.2	16.811			1:34.846	
5	27.279	82.2	52.274	110.7	16.139			1:35.692		12	27.094	85.2	51.580	113.2	16.159	96.9		1:34.833	
6	27.024	87.4	53.268	100.5	16.608	94.2		1:36.900		13	26.274	90.0	51.468	105.7	16.617	100.2		1:34.359	
7	26.821	85.0	51.441	111.8	15.970			1:34.232		14									



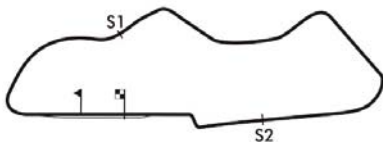
Session Start: 18:07:46 - Finish: 18:28:01
Weather/Track Conditions: Cloud / Dry
Circuit: Donington Park National
Track Length: 3.185 Km - 1.9791 miles

Donington Historic Festival - 28 - 30 Apr 2017

FJHRA/HSCC 'Silverline' Championship pre-64 Front & Rear-Engined Formula Juniors

Race 19 - Best Sector Times

SECTOR 1			SECTOR 2			SECTOR 3			IDEAL / BEST LAP COMPARISON						
NO	TIME	LAP	NO	TIME	LAP	NO	TIME	LAP	NO	NAME	BEST	IN	IDEAL	DIFF	
1	70	22.625	12	75	42.240	15	68	13.956	13	75	Peter Morton	1:19.348	15	1:19.005	+0.343
2	75	22.694	15	78	42.291	3	70	13.974	14	78	Benn Tilley	1:19.498	4	1:19.307	+0.191
3	68	22.835	5	68	42.387	3	75	14.071	10	68	James Murray	1:19.529	4	1:19.178	+0.351
4	79	22.838	14	79	42.470	8	78	14.076	6	70	John Fyda	1:19.637	15	1:19.256	+0.381
5	78	22.940	5	36	42.473	13	36	14.132	14	79	Michael Hibberd	1:19.906	13	1:19.502	+0.404
6	84	22.970	11	70	42.657	15	79	14.194	10	36	Andy Willis	1:20.064	13	1:19.753	+0.311
7	2	23.027	14	84	42.724	12	2	14.314	15	84	Mark Woodhouse	1:20.379	13	1:20.015	+0.364
8	36	23.148	13	2	42.870	6	84	14.321	10	2	Christopher Milner	1:20.393	14	1:20.211	+0.182
9	88	23.439	6	88	42.884	14	59	14.361	13	88	Lukas Halusa	1:21.473	9	1:21.037	+0.436
10	86	23.502	14	85	43.600	3	86	14.539	9	86	Steve Jones	1:22.110	10	1:21.987	+0.123
11	85	23.600	5	86	43.946	10	66	14.619	12	85	John Chisholm	1:22.423	4	1:22.163	+0.260
12	59	23.905	14	59	44.050	14	88	14.714	8	59	Peter De La Roche	1:22.531	14	1:22.316	+0.215
13	54	23.944	12	54	44.053	12	48	14.730	7	48	John Delane	1:23.194	12	1:22.911	+0.283
14	66	24.010	7	48	44.163	6	85	14.963	4	66	Alex Morton	1:23.361	7	1:22.878	+0.483
15	48	24.018	7	66	44.249	7	54	14.999	8	54	Martin Halusa	1:23.952	12	1:22.996	+0.956
16	95	24.442	4	95	45.569	14	95	15.082	2	34	Nick Finburgh	1:25.632	5	1:25.304	+0.328
17	34	24.552	14	34	45.607	2	34	15.145	13	95	Robs Lamplough	1:26.081	2	1:25.093	+0.988
18	14	24.719	6	14	45.652	14	14	15.221	11	14	Crispian Besley	1:26.446	2	1:25.592	+0.854
19	38	25.096	11	38	46.782	11	42	15.709	13	38	Gil Duffy	1:27.733	11	1:27.639	+0.094
20	42	25.308	14	42	46.929	10	38	15.761	10	42	Jeremy Deeley	1:28.478	10	1:27.946	+0.532
21	81	25.355	14	81	47.313	14	41	15.763	14	41	Peter Fenichel	1:28.578	14	1:28.578	+0.000
22	41	25.445	14	41	47.370	14	81	15.791	9	81	Steve Futter	1:28.583	14	1:28.459	+0.124
23	40	25.488	13	40	48.203	11	40	15.931	11	40	Chris Wilks	1:29.955	11	1:29.622	+0.333
24	166	26.274	13	97	50.502	13	166	15.970	7	166	Sharon Adelman	1:33.984	2	1:32.953	+1.031
25	97	26.939	13	166	50.709	1	97	16.566	13	97	Hans Ciers	1:34.007	13	1:34.007	+0.000
26	93	28.467	3	93	51.286	12	93	17.142	11	93	Rudolf Ernst	1:37.842	4	1:36.895	+0.947



Session Start: 18:07:46 - Finish: 18:28:01

Weather/Track Conditions: Cloud / Dry

Circuit: Donington Park National

Track Length: 3.185 Km - 1.9791 miles

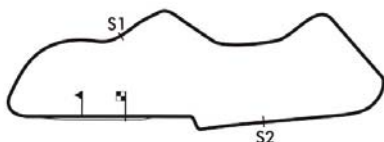


Donington Historic Festival - 28 - 30 Apr 2017

FJHRA/HSCC 'Silverline' Championship pre-64 Front & Rear-Engined Formula Juniors

Race 19 - Best Sector Speeds

	NO	SECTOR 1	MPH	NO	SECTOR 2	MPH	NO	SECTOR 3	MPH
1	36	Andy Willis	115.3	70	John Fyda	122.9	70	John Fyda	109.3
2	75	Peter Morton	114.9	75	Peter Morton	121.3	75	Peter Morton	108.8
3	79	Michael Hibberd	114.3	79	Michael Hibberd	121.1	68	James Murray	108.3
4	2	Christopher Milner	113.9	84	Mark Woodhouse	119.4	78	Benn Tilley	107.2
5	68	James Murray	113.3	68	James Murray	118.1	79	Michael Hibberd	106.9
6	86	Steve Jones	113.1	78	Benn Tilley	117.7	2	Christopher Milner	106.5
7	78	Benn Tilley	112.6	2	Christopher Milner	117.3	84	Mark Woodhouse	105.7
8	59	Peter De La Roche	111.3	88	Lukas Halusa	117.3	88	Lukas Halusa	105.7
9	84	Mark Woodhouse	111.1	85	John Chisholm	117.1	66	Alex Morton	104.2
10	88	Lukas Halusa	111.1	54	Martin Halusa	116.9	86	Steve Jones	103.0
11	85	John Chisholm	110.4	86	Steve Jones	114.7	54	Martin Halusa	102.6
12	70	John Fyda	109.5	36	Andy Willis	114.5	36	Andy Willis	101.9
13	40	Chris Wilks	105.1	66	Alex Morton	114.3	85	John Chisholm	101.7
14	54	Martin Halusa	104.5	48	John Delane	113.9	166	Sharon Adelman	101.6
15	95	Robs Lamplough	104.5	81	Steve Futter	113.9	48	John Delane	100.8
16	34	Nick Finburgh	104.3	95	Robs Lamplough	113.5	59	Peter De La Roche	100.2
17	66	Alex Morton	103.5	166	Sharon Adelman	113.2	14	Crispian Besley	99.9
18	41	Peter Fenichel	103.0	34	Nick Finburgh	112.8	34	Nick Finburgh	99.3
19	42	Jeremy Deeley	100.4	14	Crispian Besley	112.0	95	Robs Lamplough	99.0
20	14	Crispian Besley	100.3	38	Gil Duffy	111.5	81	Steve Futter	98.9
21	48	John Delane	100.0	59	Peter De La Roche	111.1	97	Hans Ciers	98.9
22	38	Gil Duffy	98.0	40	Chris Wilks	109.0	38	Gil Duffy	98.3
23	81	Steve Futter	93.7	97	Hans Ciers	107.9	40	Chris Wilks	96.9
24	93	Rudolf Ernst	91.3	42	Jeremy Deeley	106.4	42	Jeremy Deeley	95.0
25	166	Sharon Adelman	90.0	41	Peter Fenichel	106.2	41	Peter Fenichel	94.4
26	97	Hans Ciers	84.3	93	Rudolf Ernst	92.0	93	Rudolf Ernst	80.6



Session Start: 18:07:46 - Finish: 18:28:01
Weather/Track Conditions: Cloud / Dry
Circuit: Donington Park National
Track Length: 3.185 Km - 1.9791 miles



Donington Historic Festival - 28 - 30 Apr 2017

FJHRA/HSCC 'Silverline' Championship pre-64 Front & Rear-Engined Formula Juniors

Race 19 - Lap Chart

Lap 1			Lap 2			Lap 3			Lap 4			Lap 5			Lap 6		
NO	Behind	Laptime	NO	Behind	Laptime	NO	Behind	Laptime	NO	Behind	Laptime	NO	Behind	Laptime	NO	Behind	Laptime
68		1:24.826	78		1:20.912	78		1:19.636	78		1:19.498	78		1:20.165	78		1:19.647
78	0.186	1:25.012	68	0.322	1:21.420	68	0.413	1:19.727	68	0.444	1:19.529	68	0.154	1:19.875	68	0.276	1:19.769
36	2.538	1:27.364	70	2.614	1:20.744	70	3.048	1:20.070	70	3.502	1:19.952	97	1 LAP	1:41.029	70	4.925	1:20.377
70	2.968	1:27.794	36	3.934	1:22.494	36	6.035	1:21.737	79	8.028	1:20.714	70	4.195	1:20.858	79	10.812	1:22.054
75	3.523	1:28.349	75	4.305	1:21.880	79	6.812	1:21.510	75	8.369	1:21.012	79	8.405	1:20.542	75	10.831	1:21.805
79	3.551	1:28.377	79	4.938	1:22.485	75	6.855	1:22.186	84	9.308	1:21.448	75	8.673	1:20.469	84	11.701	1:21.406
84	3.895	1:28.721	84	5.904	1:23.107	84	7.358	1:21.090	36	9.625	1:23.088	84	9.942	1:20.799	36	13.096	1:21.657
88	5.243	1:30.069	88	8.159	1:24.014	88	10.791	1:22.268	88	13.199	1:21.906	36	11.086	1:21.626	88	17.807	1:22.588
59	5.716	1:30.542	59	8.593	1:23.975	85	12.744	1:22.796	85	15.669	1:22.423	88	14.866	1:21.832	93	1 LAP	1:38.798
85	6.997	1:31.823	85	9.584	1:23.685	59	13.712	1:24.755	59	17.103	1:22.889	85	19.260	1:23.756	97	1 LAP	1:38.831
86	7.564	1:32.390	86	10.683	1:24.217	86	14.854	1:23.807	86	18.316	1:22.960	59	19.523	1:22.585	85	24.094	1:24.481
48	8.136	1:32.962	48	11.592	1:24.554	48	17.005	1:25.049	2	22.279	1:23.704	86	20.563	1:22.412	59	24.313	1:24.437
66	8.280	1:33.106	66	12.404	1:25.222	2	18.073	1:24.000	48	22.967	1:25.460	2	24.323	1:22.209	86	24.849	1:23.933
34	9.013	1:33.839	34	13.708	1:25.793	66	18.481	1:25.713	66	24.118	1:25.135	48	27.070	1:24.268	2	25.571	1:20.895
14	10.175	1:35.001	2	13.709	1:24.232	34	20.189	1:26.117	34	27.103	1:26.412	66	27.930	1:23.977	48	30.836	1:23.413
2	10.575	1:35.401	14	15.523	1:26.446	95	22.956	1:26.324	95	31.130	1:27.672	34	32.570	1:25.632	66	32.266	1:23.983
95	11.285	1:36.111	95	16.268	1:26.081	14	23.200	1:27.313	14	31.526	1:27.824	95	38.532	1:27.567	34	39.202	1:26.279
54	12.941	1:37.767	54	19.756	1:27.913	54	27.672	1:27.552	54	35.061	1:26.887	14	39.040	1:27.679	95	45.888	1:27.003
40	16.807	1:41.633	38	28.065	1:32.060	38	41.098	1:32.669	81	53.884	1:31.739	54	41.257	1:26.361	14	46.142	1:26.749
38	17.103	1:41.929	81	28.968	1:32.427	81	41.643	1:32.311	38	54.645	1:33.045	81	1:05.102	1:31.383	54	46.651	1:25.041
81	17.639	1:42.465	40	29.499	1:33.790	40	42.527	1:32.664	41	55.417	1:30.440	38	1:05.527	1:31.047	81	1:16.695	1:31.240
166	18.494	1:43.320	166	31.380	1:33.984	41	44.475	1:31.726	40	55.623	1:32.594	40	1:06.109	1:30.651	38	1:17.379	1:31.499
41	19.946	1:44.772	41	32.385	1:33.537	166	46.531	1:34.787	42	57.472	1:30.162	41	1:06.785	1:31.533	42	1:18.162	1:30.901
93	24.138	1:48.964	42	36.142	1:32.170	42	46.808	1:30.302	166	1:02.469	1:35.436	42	1:06.908	1:29.601	40	1:18.690	1:32.228
42	25.070	1:49.896	93	41.556	1:38.516	93	1:01.083	1:39.163	93	1:19.427	1:37.842	166	1:17.996	1:35.692	41	1:19.496	1:32.358
97	25.157	1:49.983	97	42.735	1:38.676	97	1:01.743	1:38.644									

Session Start: 18:07:46 - Finish: 18:28:01

Weather/Track Conditions: Cloud / Dry

Circuit: Donington Park National

Track Length: 3.185 Km - 1.9791 miles

Donington Historic Festival - 28 - 30 Apr 2017

FJHRA/HSCC 'Silverline' Championship pre-64 Front & Rear-Engined Formula Juniors

Race 19 - Lap Chart

Lap 7			Lap 8			Lap 9			Lap 10			Lap 11			Lap 12		
NO	Behind	Laptime	NO	Behind	Laptime	NO	Behind	Laptime	NO	Behind	Laptime	NO	Behind	Laptime	NO	Behind	Laptime
78		1:19.785	78		1:23.200	70		1:20.435	70		1:19.960	70		1:20.268	70		1:19.980
70	6.338	1:21.198	81	1 LAP	1:30.895	68	5.265	1:22.590	68	5.392	1:20.087	68	5.360	1:20.236	68	5.541	1:20.161
68	11.850	1:31.359	38	1 LAP	1:30.621	79	6.635	1:23.072	79	7.236	1:20.561	79	7.616	1:20.648	75	9.463	1:21.698
79	12.488	1:21.461	70	5.337	1:22.199	75	6.801	1:23.088	75	7.384	1:20.543	75	7.745	1:20.629	79	9.733	1:22.097
75	12.601	1:21.555	42	1 LAP	1:31.498	84	8.139	1:23.272	84	8.784	1:20.605	93	2 LAPS	1:39.973	84	10.136	1:20.641
84	13.148	1:21.232	40	1 LAP	1:31.126	36	9.335	1:22.281	36	10.020	1:20.645	84	9.475	1:20.959	36	12.212	1:20.884
36	15.359	1:22.048	41	1 LAP	1:30.876	81	1 LAP	1:32.370	88	18.593	1:24.832	36	11.308	1:21.556	88	22.401	1:22.291
166	1 LAP	1:36.900	68	8.447	1:19.797	38	1 LAP	1:32.293	81	1 LAP	1:30.901	97	2 LAPS	1:42.424	93	2 LAPS	1:39.435
88	19.505	1:21.483	79	9.335	1:20.047	42	1 LAP	1:31.028	38	1 LAP	1:31.541	88	20.090	1:21.765	97	2 LAPS	1:36.827
59	28.150	1:23.622	75	9.485	1:20.084	40	1 LAP	1:31.649	42	1 LAP	1:32.100	2	31.240	1:23.550	2	32.629	1:21.369
85	28.175	1:23.866	84	10.639	1:20.691	41	1 LAP	1:31.448	40	1 LAP	1:32.111	81	1 LAP	1:29.471	85	38.341	1:24.707
2	29.626	1:23.840	36	12.826	1:20.667	88	13.721	1:21.473	41	1 LAP	1:32.123	38	1 LAP	1:28.501	38	1 LAP	1:27.733
86	30.295	1:25.231	88	18.020	1:21.715	2	26.398	1:23.278	2	27.958	1:21.520	42	1 LAP	1:28.478	59	39.447	1:24.367
48	34.944	1:23.893	166	1 LAP	1:34.232	85	27.908	1:24.712	85	30.953	1:23.005	85	33.614	1:22.929	86	39.810	1:24.592
66	35.842	1:23.361	2	28.892	1:22.466	59	28.177	1:24.711	59	31.085	1:22.868	41	1 LAP	1:29.519	81	1 LAP	1:31.614
93	1 LAP	1:40.157	85	28.968	1:23.993	86	30.178	1:25.979	86	32.328	1:22.110	40	1 LAP	1:30.377	41	1 LAP	1:29.638
97	1 LAP	1:39.672	59	29.238	1:24.288	48	35.620	1:25.352	48	39.475	1:23.815	59	35.060	1:24.243	42	1 LAP	1:31.840
34	46.215	1:26.798	86	29.971	1:22.876	166	1 LAP	1:35.850	66	40.847	1:24.087	86	35.198	1:23.138	40	1 LAP	1:29.955
95	53.632	1:27.529	48	36.040	1:24.296	66	36.720	1:26.003	166	1 LAP	1:34.650	48	43.576	1:24.369	48	46.790	1:23.194
54	54.306	1:27.440	66	36.489	1:23.847	34	54.436	1:29.167	54	1:01.802	1:24.383	66	44.137	1:23.558	66	47.562	1:23.405
14	54.855	1:28.498	34	51.041	1:28.026	54	57.379	1:25.902	34	1:02.215	1:27.739	54	1:05.742	1:24.208	54	1:09.714	1:23.952
			93	1 LAP	1:38.750	95	1:00.959	1:28.764	95	1:08.141	1:27.142	166	1 LAP	1:36.017	34	1:16.958	1:27.880
			97	1 LAP	1:36.767	14	1:01.079	1:28.555	14	1:08.370	1:27.251	34	1:09.058	1:27.111			
			54	57.249	1:26.143	93	1 LAP	1:40.622				95	1:14.540	1:26.667			
			95	57.967	1:27.535	97	1 LAP	1:40.726				14	1:14.724	1:26.622			
			14	58.296	1:26.641												

Session Start: 18:07:46 - Finish: 18:28:01

Weather/Track Conditions: Cloud / Dry

Circuit: Donington Park National

Track Length: 3.185 Km - 1.9791 miles

Donington Historic Festival - 28 - 30 Apr 2017

FJHRA/HSCC 'Silverline' Championship pre-64 Front & Rear-Engined Formula Juniors

Race 19 - Lap Chart

Lap 13			Lap 14			Lap 15		
NO	Behind	Laptime	NO	Behind	Laptime	NO	Behind	Laptime
70		1:20.559	70		1:20.195	70		1:19.637
166	2 LAPS	1:34.846	34	1 LAP	1:26.325	54	1 LAP	1:24.754
95	1 LAP	1:27.642	68	6.964	1:22.511	68	7.796	1:20.469
14	1 LAP	1:27.710	95	1 LAP	1:27.609	75	9.021	1:19.348
68	4.648	1:19.666	75	9.310	1:21.156	34	1 LAP	1:26.255
75	8.349	1:19.445	14	1 LAP	1:27.882	79	11.175	1:21.074
79	9.080	1:19.906	79	9.738	1:20.853	84	11.336	1:20.573
84	9.956	1:20.379	84	10.400	1:20.639	36	12.916	1:20.788
36	11.717	1:20.064	36	11.765	1:20.243	95	1 LAP	1:26.559
88	25.034	1:23.192	166	2 LAPS	1:34.833	14	1 LAP	1:27.258
2	34.178	1:22.108	88	26.468	1:21.629	88	28.899	1:22.068
85	41.365	1:23.583	2	34.376	1:20.393	166	2 LAPS	1:34.359
59	42.437	1:23.549	85	44.701	1:23.531	2	35.278	1:20.539
86	43.370	1:24.119	59	44.773	1:22.531	86	49.945	1:24.206
93	2 LAPS	1:39.223	86	45.376	1:22.201	85	50.325	1:25.261
38	1 LAP	1:29.830	38	1 LAP	1:29.889	59	55.837	1:30.701
97	2 LAPS	1:41.100	48	1:01.113	1:27.097	48	1:07.826	1:26.350
81	1 LAP	1:30.631	66	1:01.245	1:26.707	66	1:08.261	1:26.653
48	54.211	1:27.980	81	1 LAP	1:31.226	38	1 LAP	1:30.159
66	54.733	1:27.730	41	1 LAP	1:30.214	81	1 LAP	1:28.583
41	1 LAP	1:31.348	93	2 LAPS	1:39.081	41	1 LAP	1:28.578
42	1 LAP	1:32.710	42	1 LAP	1:30.018	42	1 LAP	1:29.218
40	1 LAP	1:32.135	40	1 LAP	1:31.128	40	1 LAP	1:30.913
54	1:15.479	1:26.324	97	2 LAPS	1:39.034	97	2 LAPS	1:34.007
						93	2 LAPS	1:38.945

Session Start: 18:07:46 - Finish: 18:28:01
Weather/Track Conditions: Cloud / Dry
Circuit: Donington Park National
Track Length: 3.185 Km - 1.9791 miles