



OultonPark

Historic Sports Car Club 'Oulton Park Gold Cup'

Saturday 27th – Monday 29th August 2016



Timing & Results by MST SYSTEMS Ltd.
www.mstworld.com

© MST SYSTEMS Ltd 2016

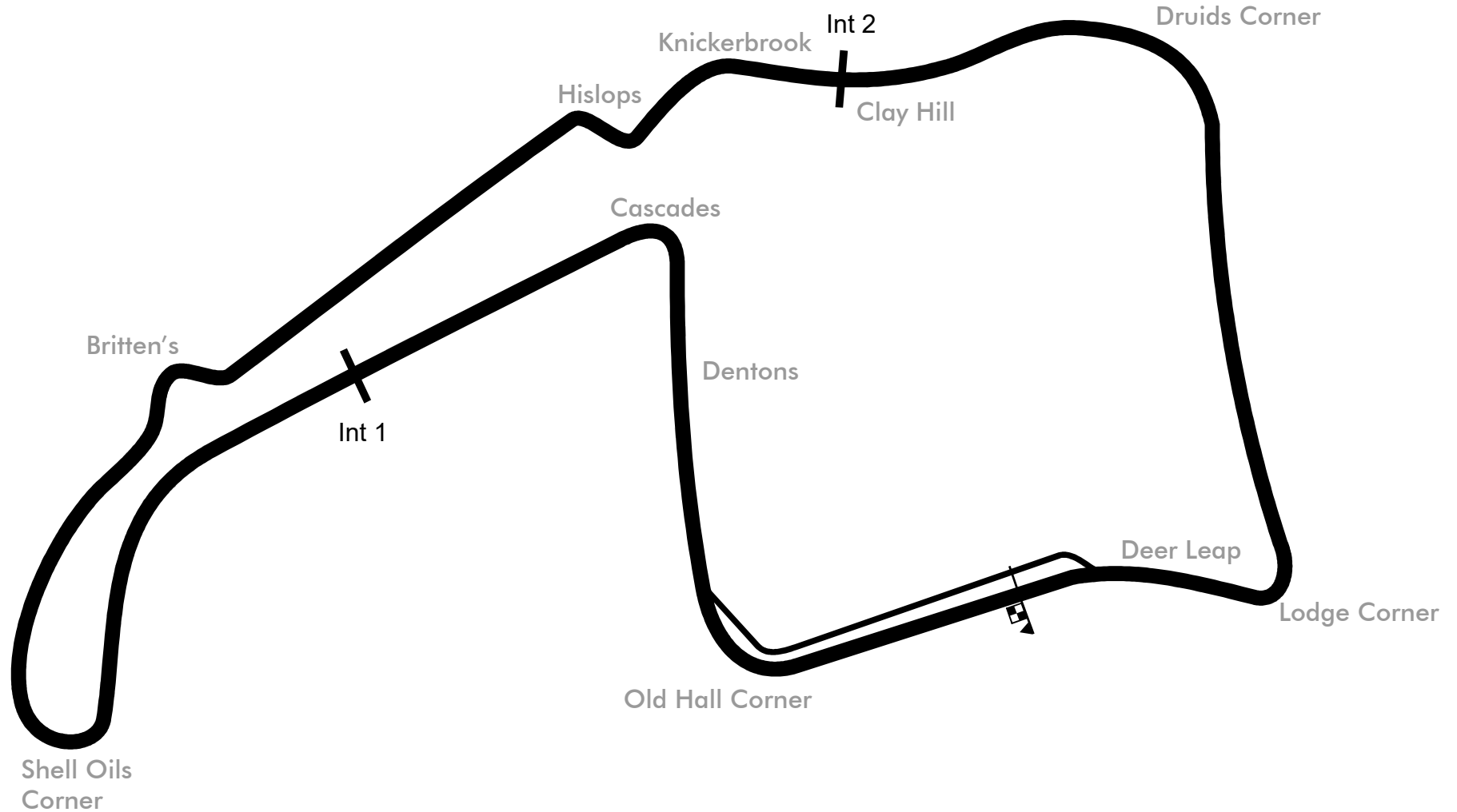
The Haysfield, Spring Lane North, Malvern WR14 1GF
t: +44 (0) 1684 560614 e: timing@mstworld.com



Oulton Park Circuit

Little Budworth, Tarporley, Cheshire CW69BW

www.oultontpark.co.uk



Circuit Length:	2.692 M / 4.332 km
Pit Lane:	200m, 12s @ 60km/h
Intermediate 1:	1168.3 km
Intermediate 2:	3076.9 km
Start line offset:	0 m

Oulton Park Gold Cup Historic Race Meeting - 27 - 29 Aug 2016

Jaguar Classic Challenge Qualifying for Race 6 - Classification

Sheet No:

POS	NO	DRIVER/S	CLASS		CAR MAKE / MODEL	TIME	ON	LAPS	GAP	DIFF	MPH
			CLASS	POS							
1	91	Thomas-Lockie	E	1	Jaguar E-type	1:56.786	5	7			82.98
2	5	Melling-Minshaw	E	2	Jaguar E-type	1:57.278	3	11	0.492	0.492	82.63
3	17	Gate-Coyne	E	3	Jaguar E-type	1:59.687	9	11	2.901	2.409	80.96
4	155	Alistair Dyson	E	4	Jaguar E-type	2:00.098	11	12	3.312	0.411	80.69
5	72	Jamie Boot	E	5	Jaguar E-type	2:02.935	3	12	6.149	2.837	78.83
6	136	Russell-Jardine	E	6	Jaguar E-type	2:04.458	4	12	7.672	1.523	77.86
7	11	Robert Farrell	E	7	Jaguar E-type	2:04.610	10	12	7.824	0.152	77.77
8	4	Foster-Mogridge	E	8	Jaguar E-type	2:05.150	10	11	8.364	0.540	77.43
9	22	Phil Keen	D	1	Jaguar E-type	2:05.865	7	7	9.079	0.715	76.99
10	25	John Burton	D	2	Jaguar E-type	2:08.661	10	11	11.875	2.796	75.32
11	15	Paul Castaldini	E	9	Jaguar E-type	2:09.528	6	7	12.742	0.867	74.81
12	82	Bob Binfield	D	3	Jaguar E-type	2:10.589	10	11	13.803	1.061	74.21
13	71	John Harper	D	4	Jaguar E-type	2:12.244	6	7	15.458	1.655	73.28
14	99	Scholey-Finburgh	Inv	1	Jaguar XK120	2:13.052	8	11	16.266	0.808	72.83
15	23	Roger Cope	B	1	Jaguar Mk1 Saloon	2:13.540	8	10	16.754	0.488	72.57
16	49	Osborne-Bussell	B	2	Jaguar Mk1 Saloon	2:15.231	8	10	18.445	1.691	71.66
17	167	Andrew Moore	A	1	Jaguar XK 150	2:16.868	7	8	20.082	1.637	70.80
18	56	P.Lanfranchi-D.Lanfranchi	D	5	Jaguar E-type	2:17.303	4	9	20.517	0.435	70.58
19	150	Keith-Lucas-Keith-Lucas	A	2	Jaguar XK150	2:17.367	3	10	20.581	0.064	70.54

Session Start: 14:40:31 - Finish: 15:05:26

Weather/Track Conditions: Cloud/Dry

Circuit: Oulton Park International

Track Length: 4.332 Km - 2.6918 miles

These results are provisional until the conclusion of any judicial and technical matters.

Clerk of the Course: <div style="text-align: right;">Ian Danaher</div>	Timekeeper: <div style="text-align: right;">Nick Palmer</div>	Issued at:
---	--	------------

Oulton Park Gold Cup Historic Race Meeting - 27 - 29 Aug 2016

Jaguar Classic Challenge

Qualifying for Race 6 - Sector Analysis

4 Foster-Mogridge (E)									Jaguar E-type										
lap	Sect-1	Speed	Sect-2	Speed	Sect-3	Speed	TopSpeed	laptime	pit	lap	Sect-1	Speed	Sect-2	Speed	Sect-3	Speed	Topspeed	laptime	pit
1	Out	97.2	1:05.864	86.5	36.951	94.0		2:18.892		7	30.580	109.3	59.943	94.5	35.081	102.0		2:05.604	
2	32.729	104.9	1:02.755	87.8	35.707	96.9		2:11.191		8	32.531	111.1	59.570	97.5	34.681	100.6		2:06.782	
3	32.018	104.8	1:03.028	89.8	35.475	97.9		2:10.521		9	32.688	107.9	1:00.165	94.0	34.348	100.6		2:07.201	
4	34.388	89.5	1:05.460	88.8				2:24.364		10	31.011	108.6	59.995	94.8	34.144	101.4		2:05.150	
5	Out	109.9	1:01.444	94.3	34.125	102.3		3:15.320 P		11	35.408	93.2	1:14.803	74.6				2:37.243	
6	30.774	109.7	1:00.801	94.5	34.030	103.0		2:05.605		12									

5 Melling-Minshaw (E)									Jaguar E-type										
lap	Sect-1	Speed	Sect-2	Speed	Sect-3	Speed	TopSpeed	laptime	pit	lap	Sect-1	Speed	Sect-2	Speed	Sect-3	Speed	Topspeed	laptime	pit
1	Out	117.3	57.987	102.1	32.671	111.7		1:59.413		7	31.588	109.1	1:02.619	96.7	35.155	104.4		2:09.362	
2	29.367	119.5	56.483	103.5	32.775	112.3		1:58.625		8	31.323	111.7	1:02.192	93.5	35.531	102.8		2:09.046	
3	29.210	117.7	56.154	106.6	31.914	113.2		1:57.278		9	30.979	109.7	1:02.875	94.7	35.737	99.5		2:09.591	
4	28.847	119.8	56.620	104.9				2:04.704		10	31.243	108.4	1:03.235	92.6	36.884	91.2		2:11.362	
5	Out	98.2	1:06.289	91.5	36.346	96.9		3:36.849 P		11	32.561	108.6	1:08.458	90.4	42.945	82.9		2:23.964	
6	31.675	109.1	1:02.940	93.5	35.288	102.8		2:09.903		12									

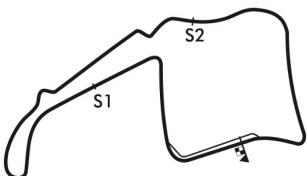
11 Robert Farrell (E)									Jaguar E-type										
lap	Sect-1	Speed	Sect-2	Speed	Sect-3	Speed	TopSpeed	laptime	pit	lap	Sect-1	Speed	Sect-2	Speed	Sect-3	Speed	Topspeed	laptime	pit
1	Out	92.7	1:07.648	86.2	37.537	93.0		2:19.138		7	30.633	107.9	1:01.290	93.4	34.605	100.2		2:06.528	
2	31.808	109.0	1:01.267	91.3	35.680	98.4		2:08.755		8	30.747	108.6	1:00.888	94.4	33.746	100.6		2:05.381	
3	31.965	107.4	1:01.260	96.3	34.868	100.9		2:08.093		9	30.827	107.4	1:00.348	93.0	34.688	100.2		2:05.863	
4	32.082	106.7	1:00.926	96.6	34.544	101.6		2:07.552		10	30.567	109.1	59.885	95.3	34.158	100.9		2:04.610	
5	31.411	109.0	1:04.238	86.2	36.286	99.3		2:11.935		11	30.717	109.1	1:00.942	93.4	34.378	100.2		2:06.037	
6	31.536	105.9	1:00.386	96.0	34.601	100.9		2:06.523		12	30.897	105.1	1:09.784	81.8				2:28.025	

15 Paul Castaldini (E)									Jaguar E-type										
lap	Sect-1	Speed	Sect-2	Speed	Sect-3	Speed	TopSpeed	laptime	pit	lap	Sect-1	Speed	Sect-2	Speed	Sect-3	Speed	Topspeed	laptime	pit
1	Out	83.4	1:14.391	87.7	39.299	96.6		2:29.553		5	31.642	107.4	1:04.939	80.3	35.696	100.5		2:12.277	
2	33.413	104.9	1:04.416	93.0	37.350	97.3		2:15.179		6	31.681	105.9	1:02.565	94.4	35.282	101.9		2:09.528	
3	31.928	109.5	1:02.002	94.4	36.090	97.9		2:10.020		7	39.613	74.4	1:17.332	73.4				2:53.054	
4	31.941	107.9	1:02.689	94.9	35.123	101.1		2:09.753		8									

17 Gate-Coyne (E)									Jaguar E-type										
lap	Sect-1	Speed	Sect-2	Speed	Sect-3	Speed	TopSpeed	laptime	pit	lap	Sect-1	Speed	Sect-2	Speed	Sect-3	Speed	Topspeed	laptime	pit
1	Out	98.2	1:04.992	91.7	36.017	100.8		2:12.362		7	29.491	114.1	59.680	97.1	32.703	105.6		2:01.874	
2	31.772	106.2	1:02.131	93.0	35.864	100.0		2:09.767		8	29.525	113.7	57.564	97.8	32.785	106.1		1:59.874	
3	32.449	106.2	1:02.409	91.8				2:17.713		9	29.734	113.2	57.475	98.9	32.478	105.7		1:59.687	
4	Out	111.7	59.922	99.7	33.066	105.1		3:27.688 P		10	30.141	114.7	58.571	96.0				2:13.848	
5	30.524	113.9	57.705	98.9	33.077	103.0		2:01.306		11	Out	96.1	1:04.745	93.2	35.857	98.7		4:16.985 P	
6	30.049	114.3	57.909	88.8	33.775	105.2		2:01.733		12									

22 Phil Keen (D)									Jaguar E-type										
lap	Sect-1	Speed	Sect-2	Speed	Sect-3	Speed	TopSpeed	laptime	pit	lap	Sect-1	Speed	Sect-2	Speed	Sect-3	Speed	Topspeed	laptime	pit
1	Out	89.4	1:08.304	90.7	37.769	91.7		2:20.282		5	31.322	106.1	1:00.760	95.6	34.385	101.7		2:06.467	
2	34.504	87.6	1:09.822	88.0				2:36.099		6	35.325	92.6	1:08.275	90.9	38.145	99.5		2:21.745	
3	Out	100.1	1:05.800	88.8	37.465	91.7		8:11.178 P		7	30.728	107.8	1:00.030	96.3	35.107	97.7		2:05.865	
4	32.098	103.6	1:02.244	91.3	35.183	96.5		2:09.525		8									

23 Roger Cope (B)									Jaguar Mk1 Saloon										
lap	Sect-1	Speed	Sect-2	Speed	Sect-3	Speed	TopSpeed	laptime	pit	lap	Sect-1	Speed	Sect-2	Speed	Sect-3	Speed	Topspeed	laptime	pit
1	Out	92.5	1:07.985	87.5	38.739	95.2		2:24.554		6	32.577	103.3	1:03.636	90.4	37.417	92.8		2:13.630	
2	32.984	102.2	1:04.802	87.1	37.790	96.5		2:15.576		7	32.606	103.5	1:05.451	85.6	37.434	96.2		2:15.491	
3	32.878	103.3	1:05.792	86.6	37.350	96.0		2:16.020		8	32.570	99.5	1:04.195	89.7	36.775	90.7		2:13.540	
4	33.301	104.1	1:04.378	90.1	36.839	96.7		2:14.518		9	35.066	94.7	1:04.184	89.5	36.480	96.2		2:15.730	
5	32.979	104.0	1:04.864	88.3	36.891	96.3		2:14.734		10	33.487	101.0	1:06.184	87.6				2:30.000	



Session Start: 14:40:31 - Finish: 15:05:26

Weather/Track Conditions: Cloud/Dry

Circuit: Oulton Park International

Track Length: 4.332 Km - 2.6918 miles

Oulton Park Gold Cup Historic Race Meeting - 27 - 29 Aug 2016

Jaguar Classic Challenge

Qualifying for Race 6 - Sector Analysis

25 John Burton (D)										Jaguar E-type									
lap	Sect-1	Speed	Sect-2	Speed	Sect-3	Speed	TopSpeed	laptime	pit	lap	Sect-1	Speed	Sect-2	Speed	Sect-3	Speed	Topspeed	laptime	pit
1	Out	85.7	1:13.125	83.0	40.401	91.3		2:28.184		7	32.890	101.8	1:02.285	89.7	35.882	94.5		2:11.057	
2	36.829	100.1	1:05.184	87.6	37.113	94.8		2:19.126		8	31.817	104.9	1:01.498	89.4	35.457	94.3		2:08.772	
3	32.574	103.3	1:04.235	89.2	36.719	97.0		2:13.528		9	32.200	103.3	1:01.599	88.3	35.372	96.0		2:09.171	
4	32.927	104.3	1:04.948	88.5	36.032	96.0		2:13.907		10	31.910	104.1	1:01.526	87.5	35.225	96.7		2:08.661	
5	32.147	103.0	1:02.586	89.2	36.320	95.9		2:11.053		11	32.314	103.3	1:06.090	72.5				2:27.118	
6	32.028	104.3	1:02.797	88.7	35.579	97.0		2:10.404		12									

49 Osborne-Bussell (B)										Jaguar Mk1 Saloon									
lap	Sect-1	Speed	Sect-2	Speed	Sect-3	Speed	TopSpeed	laptime	pit	lap	Sect-1	Speed	Sect-2	Speed	Sect-3	Speed	Topspeed	laptime	pit
1	Out	85.0	1:16.183	77.5	41.459	82.6		2:34.095		6	33.437	97.0	1:06.235	82.4	37.206	90.7		2:16.878	
2	38.302	86.3	1:12.277	79.3	41.707	87.2		2:32.286		7	33.609	95.9	1:04.574	83.9	37.291	90.6		2:15.474	
3	36.792	87.2	1:11.346	77.6				2:36.444		8	33.563	97.4	1:04.680	84.5	36.988	90.1		2:15.231	
4	Out	94.5	1:06.014	83.1	37.409	90.6		4:02.368 P		9	36.508	96.1	1:05.303	84.2	37.024	90.4		2:18.835	
5	34.222	96.1	1:05.314	83.6	37.169	90.7		2:16.705		10	33.964	94.8	1:09.548	82.9				2:32.359	

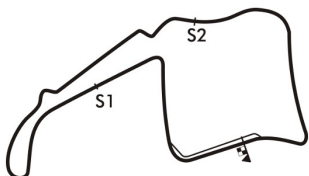
56 P.Lanfranchi-D.Lanfranchi (D)										Jaguar E-type									
lap	Sect-1	Speed	Sect-2	Speed	Sect-3	Speed	TopSpeed	laptime	pit	lap	Sect-1	Speed	Sect-2	Speed	Sect-3	Speed	Topspeed	laptime	pit
1	Out	92.8	1:12.157	84.0	39.958	93.2		2:26.689		6	Out	71.2	1:31.776	59.0	47.270	79.7		4:29.621 P	
2	34.334	99.1	1:09.135	82.2	39.108	94.0		2:22.577		7	41.799	79.6	1:19.908	70.4	45.763	74.8		2:47.470	
3	34.167	102.4	1:07.313	85.1	38.768	94.3		2:20.248		8	41.136	80.5	1:18.603	69.4	47.290	69.5		2:47.029	
4	33.009	103.5	1:06.560	84.0	37.734	89.0		2:17.303		9	42.418	83.3	1:19.495	69.4	44.808	82.7		2:46.721	
5	34.020	102.4	1:06.159	86.8				2:25.844		10									

71 John Harper (D)										Jaguar E-type									
lap	Sect-1	Speed	Sect-2	Speed	Sect-3	Speed	TopSpeed	laptime	pit	lap	Sect-1	Speed	Sect-2	Speed	Sect-3	Speed	Topspeed	laptime	pit
1	Out	89.4	1:13.872	82.0	40.187	91.7		2:29.380		5	32.740	104.9	1:05.331	77.5	37.183	95.6		2:15.254	
2	33.690	102.2	1:05.946	91.2	37.355	95.2		2:16.991		6	31.739	106.4	1:03.881	89.3	36.624	93.6		2:12.244	
3	32.673	103.6	1:06.607	87.2	36.889	96.2		2:16.169		7	33.704	100.6	1:07.782	79.9				2:28.364	
4	32.853	104.1	1:05.997	90.3	36.505	95.4		2:15.355		8									

72 Jamie Boot (E)										Jaguar E-type									
lap	Sect-1	Speed	Sect-2	Speed	Sect-3	Speed	TopSpeed	laptime	pit	lap	Sect-1	Speed	Sect-2	Speed	Sect-3	Speed	Topspeed	laptime	pit
1	Out	101.6	1:04.547	92.1	35.000	103.1		2:10.812		7	31.011	112.6	59.486	97.4	33.965	104.7		2:04.462	
2	31.578	113.0	1:00.218	96.8	33.383	106.1		2:05.179		8	30.356	111.3	58.939	99.4	34.400	105.2		2:03.695	
3	31.006	113.9	58.840	97.4	33.089	106.4		2:02.935		9	30.778	113.0	59.944	97.1	35.014	102.2		2:05.736	
4	30.380	112.0	59.032	98.4	33.688	105.7		2:03.100		10	32.391	105.4	1:00.418	93.0				2:14.123	
5	30.988	111.7	59.979	92.5	37.208	106.6		2:08.175		11	Out	101.8	1:02.095	96.4	34.209	105.6		3:21.646 P	
6	30.684	113.5	58.880	100.1	34.085	104.9		2:03.649		12	30.307	113.7	1:11.422	83.0				2:28.521	

82 Bob Binfield (D)										Jaguar E-type									
lap	Sect-1	Speed	Sect-2	Speed	Sect-3	Speed	TopSpeed	laptime	pit	lap	Sect-1	Speed	Sect-2	Speed	Sect-3	Speed	Topspeed	laptime	pit
1	Out	85.1	1:16.507	71.3	42.796	88.0		2:36.416		7	31.693	104.1	1:03.836	92.0	36.549	96.5		2:12.078	
2	35.716	87.6	1:08.800	84.8	38.323	94.8		2:22.839		8	32.813	104.9	1:03.474	88.4	38.879	82.2		2:15.166	
3	33.774	97.8	1:06.208	86.2	37.265	96.0		2:17.247		9	32.683	103.0	1:08.873	80.3	37.760	97.1		2:19.316	
4	32.799	102.5	1:04.002	86.7	36.583	96.7		2:13.384		10	31.694	105.4	1:02.764	91.0	36.131	97.1		2:10.589	
5	32.459	103.8	1:03.708	90.1	36.982	98.0		2:13.149		11	31.841	104.1	1:05.314	83.4				2:30.806	
6	32.332	104.0	1:03.287	89.7	35.328	99.9		2:10.947		12									

91 Thomas-Lockie (E)										Jaguar E-type									
lap	Sect-1	Speed	Sect-2	Speed	Sect-3	Speed	TopSpeed	laptime	pit	lap	Sect-1	Speed	Sect-2	Speed	Sect-3	Speed	Topspeed	laptime	pit
1	Out	114.9	59.379	100.4	32.692	108.3		2:04.296		5	28.579	121.0	56.260	104.8	31.947	111.1		1:56.786	
2	29.521	117.9	58.800	102.4	37.101	107.9		2:05.422		6	28.825	106.6	1:03.532	75.6	36.481	109.0		2:08.838	
3	29.037	120.4	56.201	104.3	31.916	110.8		1:57.154		7	31.231	109.3	1:05.930	71.6				2:23.954	
4	29.127	119.5	1:05.589	56.7	44.875	109.7		2:19.591		8									



Session Start: 14:40:31 - Finish: 15:05:26

Weather/Track Conditions: Cloud/Dry

Circuit: Oulton Park International

Track Length: 4.332 Km - 2.6918 miles

Oulton Park Gold Cup Historic Race Meeting - 27 - 29 Aug 2016

Jaguar Classic Challenge

Qualifying for Race 6 - Sector Analysis

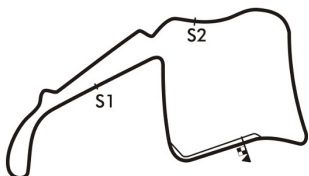
99 Scholey-Finburgh (Inv)									Jaguar XK120										
lap	Sect-1	Speed	Sect-2	Speed	Sect-3	Speed	TopSpeed	laptime	pit	lap	Sect-1	Speed	Sect-2	Speed	Sect-3	Speed	Topspeed	laptime	pit
1	Out	76.3	1:15.901	74.6	44.734	87.5		2:36.334		7	33.019	92.2	1:04.954	86.8	36.766	93.2		2:14.739	
2	36.459	92.1	1:08.809	83.2	37.654	88.8		2:22.922		8	32.786	95.2	1:03.934	88.4	36.332	92.8		2:13.052	
3	34.065	96.4	1:06.417	83.6	37.661	89.4		2:18.143		9	33.148	94.5	1:05.220	83.8	37.386	91.2		2:15.754	
4	33.424	97.9	1:05.060	84.5	36.879	91.0		2:15.363		10	32.536	93.2	1:05.639	87.6	36.622	93.1		2:14.797	
5	34.243	96.0	1:05.177	84.8				2:22.505		11	33.127	93.7	1:05.293	87.6	36.613	95.0		2:15.033	
6	Out	87.3	1:06.376	87.0	36.900	93.0		3:29.786	P	12									

136 Russell-Jardine (E)									Jaguar E-type										
lap	Sect-1	Speed	Sect-2	Speed	Sect-3	Speed	TopSpeed	laptime	pit	lap	Sect-1	Speed	Sect-2	Speed	Sect-3	Speed	Topspeed	laptime	pit
1	Out	105.1	1:02.870	95.7	34.053	104.6		2:08.748		7	32.213	106.4	1:02.860	93.4	35.652	100.0		2:10.725	
2	31.133	109.7	1:00.487	96.8	34.025	104.7		2:05.645		8	32.110	108.3	1:01.176	94.0	35.269	98.0		2:08.555	
3	31.177	109.0	1:00.270	97.9	33.875	102.5		2:05.322		9	32.145	108.3	1:01.110	89.3	35.473	97.3		2:08.728	
4	31.108	110.0	59.591	97.5	33.759	103.0		2:04.458		10	33.397	83.0	1:03.066	94.4	34.664	100.6		2:11.127	
5	31.108	109.7	1:00.179	96.7				2:14.733		11	31.723	107.6	1:02.895	92.7	34.800	100.5		2:09.418	
6	Out	99.2	1:04.376	91.5	36.079	99.6		3:20.090	P	12	31.445	108.3	1:00.920	95.1	34.669	100.3		2:07.034	

150 Keith-Lucas-Keith-Lucas (A)									Jaguar XK150										
lap	Sect-1	Speed	Sect-2	Speed	Sect-3	Speed	TopSpeed	laptime	pit	lap	Sect-1	Speed	Sect-2	Speed	Sect-3	Speed	Topspeed	laptime	pit
1	Out	88.6	1:13.459	83.0	39.154	87.2		2:30.161		6	Out	85.9	1:17.521	75.9	40.984	90.2		4:02.863	P
2	34.610	95.7	1:08.303	85.1	37.230	92.2		2:20.143		7	35.813	95.2	1:11.238	83.2	39.000	90.4		2:26.051	
3	33.579	99.5	1:06.399	85.4	37.389	91.3		2:17.367		8	34.651	96.6	1:10.562	82.5	39.618	90.8		2:24.831	
4	33.323	100.1	1:06.667	85.0	37.411	92.2		2:17.401		9	36.141	94.8	1:11.318	82.9	39.266	91.7		2:26.725	
5	33.856	98.1	1:06.599	85.6				2:25.278		10	35.627	95.5	1:15.115	81.7	39.593	88.0		2:30.335	

155 Alistair Dyson (E)									Jaguar E-type										
lap	Sect-1	Speed	Sect-2	Speed	Sect-3	Speed	TopSpeed	laptime	pit	lap	Sect-1	Speed	Sect-2	Speed	Sect-3	Speed	Topspeed	laptime	pit
1	Out	99.1	1:05.191	94.9	34.353	107.4		2:10.112		7	29.814	112.2	59.100	100.1	33.024	112.4		2:01.938	
2	31.243	107.9	1:00.697	102.2	33.122	109.9		2:05.062		8	29.932	114.9	59.269	91.1	33.755	110.2		2:02.956	
3	30.834	109.5	59.560	101.0	32.680	112.3		2:03.074		9	30.146	109.0	58.980	103.3	32.688	110.2		2:01.814	
4	30.006	113.2	59.332	104.6	33.125	113.0		2:02.463		10	29.693	115.9	57.944	104.1	34.862	112.4		2:02.499	
5	30.824	116.3	1:00.994	102.5	34.128	112.4		2:05.946		11	29.668	114.5	58.444	101.5	31.986	110.8		2:00.098	
6	30.021	116.7	59.249	101.8	32.371	112.4		2:01.641		12	29.586	114.9	1:01.873	93.0				2:11.860	

167 Andrew Moore (A)									Jaguar XK 150										
lap	Sect-1	Speed	Sect-2	Speed	Sect-3	Speed	TopSpeed	laptime	pit	lap	Sect-1	Speed	Sect-2	Speed	Sect-3	Speed	Topspeed	laptime	pit
1	Out	90.3	1:14.506	77.0	39.660	93.4		2:31.769		5	33.434	102.2	1:07.255	85.9	37.014	94.2		2:17.703	
2	35.340	100.4	1:13.411	86.1	38.451	94.2		2:27.202		6	34.058	101.6	1:06.406	89.5	37.808	93.6		2:18.272	
3	34.637	100.6	1:07.947	88.8	37.972	93.5		2:20.556		7	33.855	102.2	1:06.082	89.2	36.931	90.2		2:16.868	
4	34.208	100.9	1:06.284	87.1	37.266	94.5		2:17.758		8	48.077	56.2	1:26.118	65.6				3:05.806	



Session Start: 14:40:31 - Finish: 15:05:26

Weather/Track Conditions: Cloud/Dry

Circuit: Oulton Park International

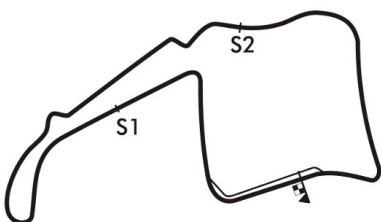
Track Length: 4.332 Km - 2.6918 miles

Oulton Park Gold Cup Historic Race Meeting - 27 - 29 Aug 2016

Jaguar Classic Challenge

Qualifying for Race 6 - Best Sector Times

POS	NO	DRIVER/S	Sector 1			Sector 2			Sector 3			IDEAL LAP	BEST LAP	On
			TIME	LAP	POS	TIME	LAP	POS	TIME	LAP	POS			
1	91	Thomas-Lockie	28.579	5	1	56.201	3	2	31.916	3	2	1:56.696	1:56.786	5
2	5	Melling-Minshaw	28.847	4	2	56.154	3	1	31.914	3	1	1:56.915	1:57.278	3
3	17	Gate-Coyne	29.491	7	3	57.475	9	3	32.478	9	4	1:59.444	1:59.687	9
4	155	Alistair Dyson	29.586	12	4	57.944	10	4	31.986	11	3	1:59.516	2:00.098	11
5	72	Jamie Boot	30.307	12	5	58.840	3	5	33.089	3	5	2:02.236	2:02.935	3
6	136	Russell-Jardine	31.108	4	9	59.591	4	7	33.759	4	7	2:04.458	2:04.458	4
7	11	Robert Farrell	30.567	10	6	59.885	10	8	33.746	8	6	2:04.198	2:04.610	10
8	4	Foster-Mogridge	30.580	7	7	59.570	8	6	34.030	6	8	2:04.180	2:05.150	10
9	22	Phil Keen	30.728	7	8	1:00.030	7	9	34.385	5	9	2:05.143	2:05.865	7
10	25	John Burton	31.817	8	13	1:01.498	8	10	35.225	10	11	2:08.540	2:08.661	10
11	15	Paul Castaldini	31.642	5	10	1:02.002	3	11	35.123	4	10	2:08.767	2:09.528	6
12	82	Bob Binfield	31.693	7	11	1:02.764	10	12	35.328	6	12	2:09.785	2:10.589	10
13	71	John Harper	31.739	6	12	1:03.881	6	14	36.505	4	15	2:12.125	2:12.244	6
14	99	Scholey-Finburgh	32.536	10	14	1:03.934	8	15	36.332	8	13	2:12.802	2:13.052	8
15	23	Roger Cope	32.570	8	15	1:03.636	6	13	36.480	9	14	2:12.686	2:13.540	8
16	49	Osborne-Bussell	33.437	6	19	1:04.574	7	16	36.988	8	17	2:14.999	2:15.231	8
17	167	Andrew Moore	33.434	5	18	1:06.082	7	17	36.931	7	16	2:16.447	2:16.868	7
18	56	P.Lanfranchi-D.Lanfranchi	33.009	4	16	1:06.159	5	18	37.734	4	19	2:16.902	2:17.303	4
19	150	Keith-Lucas-Keith-Lucas	33.323	4	17	1:06.399	3	19	37.230	2	18	2:16.952	2:17.367	3



Session Start: 14:40:31 - Finish: 15:05:26
Weather/Track Conditions: Cloud/Dry
Circuit: Oulton Park International
Track Length: 4.332 Km - 2.6918 miles

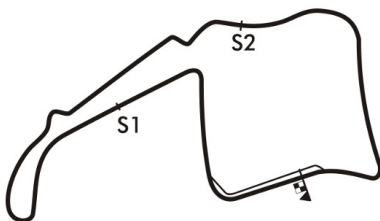


Oulton Park Gold Cup Historic Race Meeting - 27 - 29 Aug 2016

Jaguar Classic Challenge

Qualifying for Race 6 - Best Sector Speeds

	NO	SECTOR 1	MPH	NO	SECTOR 2	MPH	NO	SECTOR 3	MPH
1	91	Thomas-Lockie	121.0	5	Melling-Minshaw	106.6	5	Melling-Minshaw	113.2
2	5	Melling-Minshaw	119.8	91	Thomas-Lockie	104.8	155	Alistair Dyson	113.0
3	155	Alistair Dyson	116.7	155	Alistair Dyson	104.6	91	Thomas-Lockie	111.1
4	17	Gate-Coyne	114.7	72	Jamie Boot	100.1	72	Jamie Boot	106.6
5	72	Jamie Boot	113.9	17	Gate-Coyne	99.7	17	Gate-Coyne	106.1
6	4	Foster-Mogridge	111.1	136	Russell-Jardine	97.9	136	Russell-Jardine	104.7
7	136	Russell-Jardine	110.0	4	Foster-Mogridge	97.5	4	Foster-Mogridge	103.0
8	15	Paul Castaldini	109.5	11	Robert Farrell	96.6	15	Paul Castaldini	101.9
9	11	Robert Farrell	109.1	22	Phil Keen	96.3	22	Phil Keen	101.7
10	22	Phil Keen	108.3	15	Paul Castaldini	94.9	11	Robert Farrell	101.6
11	71	John Harper	106.4	82	Bob Binfield	92.0	82	Bob Binfield	99.9
12	82	Bob Binfield	105.4	71	John Harper	91.2	25	John Burton	97.0
13	25	John Burton	104.9	23	Roger Cope	90.4	23	Roger Cope	96.7
14	23	Roger Cope	104.1	25	John Burton	89.7	71	John Harper	96.2
15	56	P.Lanfranchi-D.Lanfranchi	103.5	167	Andrew Moore	89.5	99	Scholey-Finburgh	95.0
16	167	Andrew Moore	102.2	99	Scholey-Finburgh	88.4	167	Andrew Moore	94.5
17	150	Keith-Lucas-Keith-Lucas	100.1	56	P.Lanfranchi-D.Lanfranchi	86.8	56	P.Lanfranchi-D.Lanfranchi	94.3
18	99	Scholey-Finburgh	97.9	150	Keith-Lucas-Keith-Lucas	85.6	150	Keith-Lucas-Keith-Lucas	92.2
19	49	Osborne-Bussell	97.4	49	Osborne-Bussell	84.5	49	Osborne-Bussell	90.7



Session Start: 14:40:31 - Finish: 15:05:26
Weather/Track Conditions: Cloud/Dry
Circuit: Oulton Park International
Track Length: 4.332 Km - 2.6918 miles

Oulton Park Gold Cup Historic Race Meeting - 27 - 29 Aug 2016

Jaguar Classic Challenge

Race 6 - Starting Grid

Sheet No:

Start Time : 15:20 - Heat Duration : 40 Minutes

10	19 150 Keith-Lucas-Keith-Lucas		
9	17 167 Andrew Moore	18	56 P.Lanfranchi-D.Lanf ranchi
8	15 23 Roger Cope	16	49 Osborne-Bussell
7	13 71 John Harper	14	99 Scholey-Finburgh
6	11 15 Paul Cast aldini	12	82 Bob Binfield
5	9 22 Phil Keen	10	25 John Burt on
4	7 11 Robert Farrell	8	4 Foster-Mogridge
3	5 72 Jamie Boot	6	136 Russell-Jardine
2	3 17 Gate-Coyne	4	155 Alistair Dyson
1	1 91 Thomas-Lockie	2	5 Melling-Minshaw
ROW	Pole Right		

These results are provisional until the conclusion of any judicial and technical matters.		<i>Circuit: Oulton Park International</i>
		<i>Track Length: 4.332 Km - 2.6918 miles</i>
Clerk of the Course:	Timekeeper:	Issued at:
Ian Danaher	Nick Palmer	

Oulton Park Gold Cup Historic Race Meeting - 27 - 29 Aug 2016

Jaguar Classic Challenge Race 6 - Classification

Sheet No:

POS	NO	DRIVER/S	CLASS	CLASS POS	CAR MAKE / MODEL	TIME	LAPS	GAP	DIFF	MPH	BEST	ON
1	91	Lockie-Thomas	E	1	Jaguar E-type	37:44.318	18	-- 18 laps		77.03	1:59.288	4
2	155	Alistair Dyson	E	2	Jaguar E-type	38:46.214	18	1:01.896	1:01.896	74.98	1:58.627	4
3	72	Jam ie Boot	E	3	Jaguar E-type	39:08.627	18	1:24.309	22.413	74.27	2:03.705	16
4	5	Martin Melling	E	4	Jaguar E-type	39:26.390	18	1:42.072	17.763	73.71	2:05.082	18
5	15	Paul Castaldini	E	5	Jaguar E-type	39:27.595	18	1:43.277	1.205	73.67	2:03.923	18
6	4	Foster-Mogridge	E	6	Jaguar E-type	39:47.376	18	2:03.058	19.781	73.06	2:05.415	12
7	136	Russell-Jardine	E	7	Jaguar E-type	38:00.909	17	-- 17 laps	20.222	72.22	2:05.678	5
8	25	John Burton	D	1	Jaguar E-type	38:08.941	17	8.032	8.032	71.97	2:08.386	17
9	82	Bob Binfield	D	2	Jaguar E-type	39:15.098	17	1:14.189	1:06.157	69.95	2:08.149	10
10	99	Scholey-Finburgh	Inv	1	Jaguar XK120	39:43.173	17	1:42.264	28.075	69.12	2:12.742	15
11	23	Roger Cope	B	1	Jaguar Mk1 Saloon	39:48.381	17	1:47.472	5.208	68.97	2:12.821	12
12	167	Andrew Moore	A	1	Jaguar XK 150	37:53.024	16	-- 16 laps	20.048	68.21	2:14.224	11
13	150	Keith-Lucas-Keith-Lucas	A	2	Jaguar XK150	39:16.574	16	1:23.550	1:23.550	65.79	2:15.922	7
14	56	P.Lanfranchi-D.Lanfranchi	D	3	Jaguar E-type	38:40.821	15	-- 15 laps	1:50.774	62.63	2:15.260	5

----- NOT CLASSIFIED -----

DNF 49	Osborne-Bussell	B	Jaguar Mk1 Saloon	34:37.936	14	-- 14 laps		65.29	2:17.135	11
DNF 17	Coyne-Gate	E	Jaguar E-type	26:43.060	13	-- 13 laps		78.58	2:00.788	3
DNF 71	John Harper	D	Jaguar E-type	23:42.212	10	-- 10 laps	3:19.963	68.13	2:09.515	5
DNF 11	Robert Farrell	E	Jaguar E-type							
DNF 22	Phil Keen	D	Jaguar E-type							

----- FASTEST LAP SUMMARY -----

NO	DRIVER/S	CLASS	CAR MAKE / MODEL	FASTEST LAP	ON	MPH
155	Alistair Dyson	E	Jaguar E-type	1:58.627	4	81.69
82	Bob Binfield	D	Jaquar E-type	2:08.149	10	75.62
99	Scholey-Finburgh	Inv	Jaquar XK120	2:12.742	15	73.00
23	Roger Cope	B	Jaguar Mk1 Saloon	2:12.821	12	72.96
167	Andrew Moore	A	Jaquar XK 150	2:14.224	11	72.20

Cars 82 & 155 - one minute penalty. Speeding in pitlane. Final instruction #29 refers

Session Start: 15:34:34 - Finish: 16:12:18

Weather/Track Conditions: Bright / Dry

Circuit: Oulton Park International

Track Length: 4.332 Km - 2.6918 miles

These results are provisional until the conclusion of any judicial and technical matters.

Clerk of the Course:

Julian Floyd

Timekeeper:

Nick Palmer

Issued at:

Oulton Park Gold Cup Historic Race Meeting - 27 - 29 Aug 2016

Jaguar Classic Challenge

Race 6 - Sector Analysis

4 Foster-Mogridge (E)									Jaguar E-type										
lap	Sect-1	Speed	Sect-2	Speed	Sect-3	Speed	TopSpeed	laptime	pit	lap	Sect-1	Speed	Sect-2	Speed	Sect-3	Speed	Topspeed	laptime	pit
1		104.9	1:03.443	88.4	35.111	99.5		2:18.506		10	Out	108.6	1:01.476	92.5	34.652	100.9		3:20.671	P
2	33.244	103.3	1:03.026	89.4	35.318	101.7		2:11.588		11	32.239	109.5	1:00.242	94.7	34.600	99.5		2:07.081	
3	31.357	109.7	1:01.096	94.3	34.867	100.0		2:07.320		12	30.879	109.0	1:00.473	92.6	34.063	100.0		2:05.415	
4	32.015	109.0	1:03.193	94.1	35.298	101.4		2:10.506		13	30.905	108.1	1:01.079	93.0	34.464	100.2		2:06.448	
5	31.962	110.4	1:02.063	90.5	34.993	100.8		2:09.018		14	31.002	108.4	1:00.528	93.0	34.166	99.5		2:05.696	
6	31.495	106.2	1:02.014	89.2	35.073	100.2		2:08.582		15	30.864	106.7	1:00.945	93.4	34.439	99.2		2:06.248	
7	31.839	109.1	1:01.926	89.9	34.749	101.6		2:08.514		16	31.366	108.4	1:01.176	90.4	34.431	100.5		2:06.973	
8	31.527	109.9	1:01.348	90.9	34.911	100.8		2:07.786		17	31.227	107.4	1:01.586	92.2	34.664	98.0		2:07.477	
9	31.483	107.6	1:01.971	90.0				2:12.858		18	30.924	108.4	1:00.877	93.2	34.888	99.3		2:06.689	

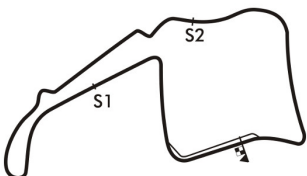
5 Martin Melling (E)									Jaguar E-type										
lap	Sect-1	Speed	Sect-2	Speed	Sect-3	Speed	TopSpeed	laptime	pit	lap	Sect-1	Speed	Sect-2	Speed	Sect-3	Speed	Topspeed	laptime	pit
1		110.9	1:01.937	99.1	34.560	105.1		2:14.301		10	Out	111.8	1:01.293	95.7	34.396	104.7		3:22.548	P
2	30.974	113.2	1:01.345	96.1	34.894	108.1		2:07.213		11	30.997	111.7	1:01.022	96.1	34.003	104.9		2:06.022	
3	30.754	111.1	1:01.660	95.3	34.409	106.2		2:06.823		12	30.725	112.0	1:01.816	93.6	34.238	103.6		2:06.779	
4	30.953	109.9	1:01.544	94.9	34.673	103.9		2:07.170		13	30.528	110.8	1:01.049	95.6	34.304	104.2		2:05.881	
5	30.655	110.9	1:01.385	97.9	34.951	104.4		2:06.991		14	30.769	109.9	1:01.480	96.4	34.488	107.8		2:06.737	
6	30.950	112.0	1:00.647	98.9	33.939	108.1		2:05.536		15	30.651	114.1	1:02.140	94.7	34.467	103.1		2:07.258	
7	30.726	109.1	1:01.048	97.9	34.157	107.9		2:05.931		16	30.560	114.7	1:01.162	88.4	34.504	101.6		2:06.226	
8	30.302	111.5	1:00.800	99.8	34.084	108.6		2:05.186		17	31.233	111.5	1:01.173	98.9	33.741	103.8		2:06.147	
9	30.485	111.3	1:03.020	96.8				2:14.559		18	30.792	111.5	1:00.489	98.5	33.801	104.6		2:05.082	

11 Robert Farrell (E)									Jaguar E-type										
lap	Sect-1	Speed	Sect-2	Speed	Sect-3	Speed	TopSpeed	laptime	pit	lap	Sect-1	Speed	Sect-2	Speed	Sect-3	Speed	Topspeed	laptime	pit

15 Paul Castaldini (E)									Jaguar E-type										
lap	Sect-1	Speed	Sect-2	Speed	Sect-3	Speed	TopSpeed	laptime	pit	lap	Sect-1	Speed	Sect-2	Speed	Sect-3	Speed	Topspeed	laptime	pit
1		110.8	1:03.155	92.7	35.083	101.9		2:18.861		10	31.300	112.0	1:01.472	97.8	34.790	102.2		2:07.562	
2	32.717	106.2	1:01.438	98.1	34.035	104.9		2:08.190		11	30.736	115.1	1:00.988	97.1	33.855	104.4		2:05.579	
3	30.791	111.7	1:00.707	100.4	33.309	104.1		2:04.807		12	30.446	109.1	1:00.683	99.4	34.221	106.2		2:05.350	
4	30.861	111.1	1:02.187	99.7	33.755	103.0		2:06.803		13	30.418	114.7	1:00.463	95.7	34.007	103.6		2:04.888	
5	30.777	114.7	1:01.085	100.7	33.466	106.4		2:05.328		14	30.395	115.7	1:01.077	95.6	33.930	105.7		2:05.402	
6	30.553	114.1	1:01.117	99.4				2:10.326		15	30.984	111.3	1:02.257	95.6	33.762	106.1		2:07.003	
7	Out	101.9	1:03.520	93.9	34.966	100.6		3:25.764	P	16	30.719	114.9	1:01.026	92.1	34.604	106.9		2:06.349	
8	31.618	106.9	1:01.505	99.1	34.037	101.1		2:07.160		17	31.172	111.8	1:01.092	95.1	33.559	105.6		2:05.823	
9	31.521	112.0	1:03.005	97.5	33.951	106.1		2:08.477		18	30.353	117.1	1:00.257	97.4	33.313	106.6		2:03.923	

17 Coyne-Gate (E)									Jaguar E-type										
lap	Sect-1	Speed	Sect-2	Speed	Sect-3	Speed	TopSpeed	laptime	pit	lap	Sect-1	Speed	Sect-2	Speed	Sect-3	Speed	Topspeed	laptime	pit
1		110.4	58.319	98.1	32.933	104.4		2:08.179		8	29.725	113.0	58.771	97.8	32.990	103.1		2:01.486	
2	30.084	112.8	58.312	98.8	32.755	104.9		2:01.151		9	30.009	113.3	58.736	96.8	33.260	103.6		2:02.005	
3	29.759	113.5	58.303	98.5	32.726	105.6		2:00.788		10	31.148	112.2	58.453	96.8	33.294	103.6		2:02.895	
4	29.698	114.5	58.390	98.9	32.810	104.7		2:00.898		11	30.167	113.3	59.125	97.7	33.174	103.4		2:02.466	
5	29.838	113.7	58.266	97.9	32.688	104.6		2:00.792		12	30.263	112.8	58.678	96.3	33.154	103.4		2:02.095	
6	29.877	113.5	58.471	98.2	34.250	100.8		2:02.598		13	29.915	113.5	1:01.527	94.8				2:16.250	
7	29.887	113.5	58.609	97.7	32.961	103.4		2:01.457		14									

22 Phil Keen (D)									Jaguar E-type										
lap	Sect-1	Speed	Sect-2	Speed	Sect-3	Speed	TopSpeed	laptime	pit	lap	Sect-1	Speed	Sect-2	Speed	Sect-3	Speed	Topspeed	laptime	pit



Session Start: 15:34:34 - Finish: 16:12:18
Weather/Track Conditions: Bright / Dry
Circuit: Oulton Park International
Track Length: 4.332 Km - 2.6918 miles

Oulton Park Gold Cup Historic Race Meeting - 27 - 29 Aug 2016

Jaguar Classic Challenge

Race 6 - Sector Analysis

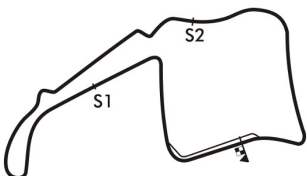
23 Roger Cope (B)										Jaguar Mk1 Saloon									
lap	Sect-1	Speed	Sect-2	Speed	Sect-3	Speed	TopSpeed	laptime	pit	lap	Sect-1	Speed	Sect-2	Speed	Sect-3	Speed	Topspeed	laptime	pit
1		102.4	1:07.725	86.5	36.954	96.0		2:28.052		10	32.515	103.8	1:04.250	89.2	36.325	95.8		2:13.090	
2	33.099	104.0	1:06.653	86.8	37.110	95.6		2:16.862		11	32.762	104.0	1:04.165	88.8	36.124	96.0		2:13.051	
3	33.031	103.0	1:04.680	88.4	36.552	95.6		2:14.263		12	32.511	104.1	1:04.079	88.3	36.231	95.9		2:12.821	
4	32.622	103.2	1:04.928	88.1	36.363	96.0		2:13.913		13	32.590	103.3	1:04.748	88.4	36.563	94.2		2:13.901	
5	32.957	104.4	1:05.063	89.2	36.743	95.4		2:14.763		14	33.549	104.1	1:04.803	88.0	36.475	95.8		2:14.827	
6	32.937	102.5	1:04.932	88.0	36.899	95.8		2:14.768		15	32.668	104.3	1:04.588	86.0	37.305	95.8		2:14.561	
7	33.085	103.6	1:04.016	89.2	36.835	94.0		2:13.936		16	33.602	100.7	1:05.113	89.4	36.595	96.3		2:15.310	
8	33.215	103.0	1:04.739	88.6				2:21.133		17	33.320	102.7	1:05.421	88.9	36.664	97.3		2:15.405	
9	Out	102.5	1:03.812	89.1	36.458	94.5		3:37.725	P	18									

25 John Burton (D)										Jaguar E-type									
lap	Sect-1	Speed	Sect-2	Speed	Sect-3	Speed	TopSpeed	laptime	pit	lap	Sect-1	Speed	Sect-2	Speed	Sect-3	Speed	Topspeed	laptime	pit
1		106.2	1:03.346	88.4	35.511	95.0		2:18.367		10	31.875	106.1	1:01.834	90.4	35.115	97.3		2:08.824	
2	32.762	103.0	1:03.467	88.5	36.598	95.6		2:12.827		11	31.897	104.4	1:03.032	91.2	34.972	98.1		2:09.901	
3	32.512	102.9	1:04.431	89.1	35.533	97.1		2:12.476		12	31.916	104.6	1:02.039	90.3				2:14.247	
4	32.055	104.3	1:02.374	90.6	35.609	98.3		2:10.038		13	Out	104.6	1:02.019	90.5	34.920	98.6		3:17.304	P
5	32.099	105.1	1:02.390	90.7	35.251	98.7		2:09.740		14	32.817	103.3	1:03.265	89.3	35.156	97.3		2:11.238	
6	31.777	105.9	1:02.236	90.5	35.027	97.9		2:09.040		15	31.935	105.6	1:03.347	90.4	35.300	96.7		2:10.582	
7	31.515	105.9	1:02.840	90.0	34.859	99.9		2:09.214		16	31.858	106.2	1:02.123	91.8	35.645	98.0		2:09.626	
8	31.964	104.8	1:01.578	90.3	34.887	97.6		2:08.429		17	31.512	106.9	1:01.562	90.9	35.312	98.3		2:08.386	
9	32.087	104.9	1:01.670	91.0	34.945	98.9		2:08.702		18									

49 Osborne-Busell (B)										Jaguar Mk1 Saloon									
lap	Sect-1	Speed	Sect-2	Speed	Sect-3	Speed	TopSpeed	laptime	pit	lap	Sect-1	Speed	Sect-2	Speed	Sect-3	Speed	Topspeed	laptime	pit
1		93.7	1:09.461	82.2	38.449	88.8		2:33.269		8	Out	96.6	1:06.627	83.0	37.108	89.7		3:40.129	P
2	35.195	92.7	1:08.018	81.5	38.658	84.9		2:21.871		9	33.988	96.4	1:06.090	83.5	37.121	88.6		2:17.199	
3	35.288	92.8	1:08.383	80.1	39.390	83.1		2:23.061		10	34.160	96.7	1:06.934	82.1	37.762	90.1		2:18.856	
4	35.536	90.1	1:08.532	80.4	39.180	85.7		2:23.248		11	34.089	96.4	1:05.442	83.2	37.604	87.9		2:17.135	
5	35.582	92.7	1:08.882	80.6	38.851	85.0		2:23.315		12	33.985	96.7	1:06.574	84.3	37.286	89.4		2:17.845	
6	36.481	91.0	1:10.993	80.3	39.385	84.2		2:26.859		13	34.135	95.5	1:05.926	82.4	37.374	89.6		2:17.435	
7	35.949	91.6	1:09.542	78.9				2:31.229		14	34.034	95.3	1:05.619	83.0				2:26.485	

56 P.Lanfranchi-D.Lanfranchi (D)										Jaguar E-type									
lap	Sect-1	Speed	Sect-2	Speed	Sect-3	Speed	TopSpeed	laptime	pit	lap	Sect-1	Speed	Sect-2	Speed	Sect-3	Speed	Topspeed	laptime	pit
1		101.5	1:07.570	87.5	36.848	95.4		2:27.596		9	Out	79.5	1:17.266	69.4	45.802	83.2		4:22.069	P
2	33.332	103.8	1:06.501	87.3	37.201	94.3		2:17.034		10	40.100	87.0	1:16.271	75.1	43.616	84.9		2:39.987	
3	33.832	102.9	1:05.393	86.5	36.667	95.1		2:15.892		11	39.102	89.3	1:14.480	72.9	42.836	84.7		2:36.418	
4	33.370	101.0	1:05.923	86.0	37.295	93.6		2:16.588		12	39.423	79.3	1:14.934	75.9	43.006	81.4		2:37.363	
5	33.381	103.5	1:05.386	86.8	36.493	94.5		2:15.260		13	40.603	84.2	1:16.282	72.6	42.854	78.3		2:39.739	
6	33.052	103.8	1:06.097	86.0	37.519	93.4		2:16.668		14	38.642	91.6	1:16.105	73.0	44.188	79.4		2:38.935	
7	33.435	103.8	1:05.906	87.3	36.910	94.4		2:16.251		15	39.182	82.0	1:13.274	75.1	42.893	79.3		2:35.349	
8	33.592	104.8	1:05.766	85.6				2:25.672		16									

71 John Harper (D)										Jaguar E-type									
lap	Sect-1	Speed	Sect-2	Speed	Sect-3	Speed	TopSpeed	laptime	pit	lap	Sect-1	Speed	Sect-2	Speed	Sect-3	Speed	Topspeed	laptime	pit
1		105.6	1:06.274	89.2	36.636	93.6		2:24.228		6	31.417	107.2	1:02.737	86.7	35.569	93.4		2:09.723	
2	32.072	105.7	1:04.420	91.1	36.146	93.1		2:12.638		7	31.892	105.9	1:03.002	92.0				2:15.312	
3	32.046	105.9	1:03.951	91.3	35.731	94.8		2:11.728		8	Out	104.3	1:03.172	90.3	37.131	92.3		3:30.369	P
4	31.472	105.6	1:03.308	91.3	35.639	95.6		2:10.419		9	32.147	104.0	1:02.744	91.3	35.160	99.2		2:10.051	
5	31.253	105.7	1:02.669	90.9	35.593	95.6		2:09.515		10	31.731	94.7	1:11.744	78.6				2:28.229	



Session Start: 15:34:34 - Finish: 16:12:18
Weather/Track Conditions: Bright / Dry
Circuit: Oulton Park International
Track Length: 4.332 Km - 2.6918 miles

Oulton Park Gold Cup Historic Race Meeting - 27 - 29 Aug 2016

Jaguar Classic Challenge

Race 6 - Sector Analysis

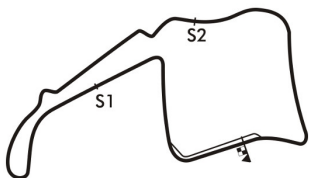
72 Jamie Boot (E)									Jaguar E-type										
lap	Sect-1	Speed	Sect-2	Speed	Sect-3	Speed	TopSpeed	laptime	pit	lap	Sect-1	Speed	Sect-2	Speed	Sect-3	Speed	Topspeed	laptime	pit
1			1:01.986	96.4	33.873	105.9		2:14.849		10	30.792	111.7	1:00.176	97.4	33.851	104.4		2:04.819	
2	31.884	111.5	1:00.742	97.9	34.529	105.1		2:07.155		11	30.590	111.7	1:00.055	98.1	33.604	105.4		2:04.249	
3	31.496	112.4	1:02.020	95.9	33.421	106.2		2:06.937		12	30.682	112.8	1:00.575	96.4				2:08.928	
4	31.057	113.3	1:01.545	97.2	34.292	106.6		2:06.894		13	Out	110.9	1:01.283	90.7	33.770	103.1		3:20.433	P
5	30.713	111.7	1:01.264	97.0	35.042	104.1		2:07.019		14	31.038	112.6	1:00.672	97.1	33.844	104.2		2:05.554	
6	31.137	113.3	1:00.477	98.1	33.877	105.2		2:05.491		15	31.481	110.8	59.866	96.8	33.615	104.2		2:04.962	
7	31.138	113.9	1:00.734	98.5	34.141	104.2		2:06.013		16	30.328	113.7	59.973	97.1	33.404	105.1		2:03.705	
8	30.708	112.4	1:00.355	97.7	34.064	104.9		2:05.127		17	30.406	111.5	1:00.184	96.4	33.940	101.9		2:04.530	
9	30.441	113.3	1:00.822	97.7	33.515	105.9		2:04.778		18	31.025	111.8	1:01.474	94.7	34.685	92.1		2:07.184	

82 Bob Binfield (D)									Jaguar E-type										
lap	Sect-1	Speed	Sect-2	Speed	Sect-3	Speed	TopSpeed	laptime	pit	lap	Sect-1	Speed	Sect-2	Speed	Sect-3	Speed	Topspeed	laptime	pit
1			1:04.366	91.3	35.451	97.7		2:20.394		10	31.285	105.2	1:01.837	92.5	35.027	96.6		2:08.149	
2	31.968	103.8	1:03.714	92.6	35.572	97.9		2:11.254		11	31.476	105.7	1:03.772	85.3	36.394	96.6		2:11.642	
3	32.106	105.6	1:03.375	89.7	35.621	98.0		2:11.102		12	31.667	105.4	1:02.411	92.6	35.122	96.0		2:09.200	
4	31.959	104.9	1:02.780	90.9	35.709	97.3		2:10.448		13	31.496	106.7	1:02.316	92.6	35.041	95.2		2:08.853	
5	31.566	104.8	1:02.927	93.2	35.442	98.3		2:09.935		14	31.807	104.8	1:02.705	90.7	35.914	96.7		2:10.426	
6	31.479	105.2	1:02.396	89.4	35.062	96.9		2:08.937		15	31.450	104.6	1:02.488	93.4	34.804	98.0		2:08.742	
7	31.374	107.2	1:02.795	89.8	35.303	97.7		2:09.472		16	31.081	107.1	1:02.501	93.0	36.045	93.5		2:09.627	
8	32.376	105.1	1:02.558	92.0				2:13.557		17	31.598	105.4	1:02.587	92.1	36.112	94.8		2:10.297	
9	Out	103.2	1:02.994	90.5	35.020	97.3		3:23.063	P	18									

91 Lockie-Thomas (E)									Jaguar E-type										
lap	Sect-1	Speed	Sect-2	Speed	Sect-3	Speed	TopSpeed	laptime	pit	lap	Sect-1	Speed	Sect-2	Speed	Sect-3	Speed	Topspeed	laptime	pit
1			58.488	99.8	32.822	107.2		2:06.567		10	29.235	120.4	57.988	99.1				2:04.336	
2	29.258	119.8	57.944	99.7	32.993	107.6		2:00.195		11	Out	119.3	1:00.235	98.2	33.766	103.6		3:23.142	P
3	29.422	118.3	58.261	100.6	33.025	106.6		2:00.708		12	30.197	121.5	59.624	100.3	32.649	108.1		2:02.470	
4	29.185	119.5	57.834	101.0	32.269	107.1		1:59.288		13	30.682	117.9	58.733	101.6	32.522	108.8		2:01.937	
5	30.029	116.5	57.923	101.5	32.777	105.6		2:00.729		14	29.229	121.0	59.078	102.4	32.303	109.5		2:00.610	
6	29.408	118.7	57.856	100.6	32.723	106.6		1:59.987		15	29.087	120.2	59.486	96.0	32.659	108.4		2:01.232	
7	29.344	119.3	57.947	100.4	32.307	107.1		1:59.598		16	28.867	122.8	58.588	98.8	32.596	109.3		2:00.051	
8	29.375	119.3	57.947	100.3	32.729	106.1		2:00.051		17	29.259	121.7	59.801	102.5	32.483	110.2		2:01.543	
9	29.942	119.5	58.231	100.1	34.401	107.6		2:02.574		18	29.055	123.2	57.944	103.3	32.301	108.8		1:59.300	

99 Scholey-Finburgh (Inv)									Jaguar XK120										
lap	Sect-1	Speed	Sect-2	Speed	Sect-3	Speed	TopSpeed	laptime	pit	lap	Sect-1	Speed	Sect-2	Speed	Sect-3	Speed	Topspeed	laptime	pit
1			1:06.430	84.0	37.261	88.4		2:25.909		10	Out	100.9	1:05.350	85.9	36.860	94.4		3:36.741	P
2	33.664	98.2	1:05.647	84.0	36.860	90.0		2:16.171		11	33.307	98.2	1:05.026	87.7	36.404	93.8		2:14.737	
3	32.871	100.3	1:04.058	84.0	36.820	91.2		2:13.749		12	33.194	99.8	1:05.125	86.9	36.196	92.5		2:14.515	
4	33.054	98.9	1:04.153	84.9	36.676	90.1		2:13.883		13	33.104	98.7	1:04.355	87.5	36.654	92.6		2:14.113	
5	33.155	98.9	1:04.234	84.7	36.568	90.8		2:13.957		14	33.943	98.8	1:04.370	87.3	36.377	92.8		2:14.690	
6	33.206	99.2	1:03.899	85.9	36.681	91.5		2:13.786		15	32.440	100.9	1:04.105	88.3	36.197	92.8		2:12.742	
7	33.217	99.8	1:03.739	84.8	36.621	90.6		2:13.577		16	33.617	100.6	1:04.985	87.7	36.484	92.5		2:15.086	
8	33.232	98.8	1:03.972	84.9	37.105	90.1		2:14.309		17	32.708	98.8	1:04.471	86.1	36.083	93.2		2:13.262	
9	33.514	98.5	1:05.428	84.2				2:21.946		18									

136 Russell-Jardine (E)									Jaguar E-type										
lap	Sect-1	Speed	Sect-2	Speed	Sect-3	Speed	TopSpeed	laptime	pit	lap	Sect-1	Speed	Sect-2	Speed	Sect-3	Speed	Topspeed	laptime	pit
1			1:01.984	96.3	33.927	103.8		2:14.502		10	31.417	108.8	1:01.762	95.5	34.575	103.6		2:07.754	
2	31.798	111.1	1:00.823	96.7	34.661	104.7		2:07.282		11	31.303	109.3	1:02.892	95.6				2:16.231	
3	31.281	111.7	1:02.152	97.1	33.379	103.6		2:06.812		12	Out	104.9	1:01.311	94.3	34.551	102.3		3:34.640	P
4	31.029	111.1	1:13.160	95.1	35.187	104.6		2:19.376		13	32.295	108.4	1:01.574	94.4	34.283	102.0		2:08.152	
5	30.468	111.1	1:01.057	95.5	34.153	102.6		2:05.678		14	32.736	109.5	1:01.416	96.0	34.514	102.3		2:08.666	
6	31.211	109.0	1:01.483	94.9	34.157	102.5		2:06.851		15	31.463	108.8	1:01.472	91.1	34.948	104.7		2:07.883	
7	31.386	109.3	1:01.195	95.5	34.165	102.6		2:06.746		16	30.976	103.3	1:01.824	94.5	34.520	103.4		2:07.320	
8	31.464	108.6	1:02.121	94.5	34.200	102.3		2:07.785		17	31.484	109.1	1:01.360	95.6	34.771	102.2		2:07.615	
9	30.914	108.8	1:01.592	95.6	35.110	101.3		2:07.616		18									



Session Start: 15:34:34 - Finish: 16:12:18

Weather/Track Conditions: Bright / Dry

Circuit: Oulton Park International

Track Length: 4.332 Km - 2.6918 miles

Oulton Park Gold Cup Historic Race Meeting - 27 - 29 Aug 2016

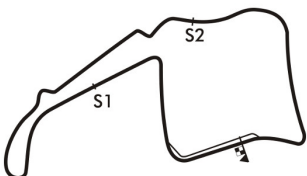
Jaguar Classic Challenge

Race 6 - Sector Analysis

150 Keith-Lucas-Keith-Lucas (A)								Jaguar XK 150											
lap	Sect-1	Speed	Sect-2	Speed	Sect-3	Speed	TopSpeed	laptime	pit	lap	Sect-1	Speed	Sect-2	Speed	Sect-3	Speed	Topspeed	laptime	pit
1		98.1	1:09.282	84.3	37.187	91.2		2:30.628		9	33.773	99.4	1:06.050	85.9				2:22.058	
2	33.559	99.4	1:06.412	85.1	36.993	92.3		2:16.964		10	Out	92.8	1:12.771	81.6	39.389	91.5		3:49.484	P
3	32.860	99.5	1:06.035	84.5	37.063	92.2		2:15.958		11	35.077	97.7	1:11.188	83.2	39.298	91.7		2:25.563	
4	32.980	100.4	1:06.273	84.4	36.913	92.6		2:16.166		12	35.221	97.8	1:10.764	84.2	39.154	91.8		2:25.139	
5	33.031	97.9	1:06.711	85.1	36.963	92.1		2:16.705		13	35.852	97.1	1:13.425	81.6	39.906	91.1		2:29.183	
6	33.038	98.2	1:06.413	85.5	36.927	92.1		2:16.378		14	35.623	99.4	1:10.948	82.0	39.577	91.8		2:26.148	
7	33.077	97.9	1:06.154	85.0	36.691	93.2		2:15.922		15	35.192	99.5	1:11.167	82.2	39.649	92.0		2:26.008	
8	33.329	98.2	1:06.703	85.3	37.711	91.6		2:17.743		16	35.708	99.5	1:11.353	83.5	39.466	90.2		2:26.527	

155 Alistair Dyson (E)								Jaguar E-type											
lap	Sect-1	Speed	Sect-2	Speed	Sect-3	Speed	TopSpeed	laptime	pit	lap	Sect-1	Speed	Sect-2	Speed	Sect-3	Speed	Topspeed	laptime	pit
1		114.3	1:02.158	95.2	33.373	112.1		2:13.470		10	29.897	116.9	58.200	105.7	32.348	112.1		2:00.445	
2	29.740	116.9	57.824	104.6	32.152	112.3		1:59.716		11	29.345	113.9	59.447	104.6				2:04.243	
3	30.451	115.3	57.543	104.3	32.568	111.9		2:00.562		12	Out	116.5	1:05.147	101.8	32.535	113.6		3:20.181	P
4	29.351	117.3	57.248	106.1	32.028	113.0		1:58.627		13	29.512	115.7	58.733	106.4	32.007	109.0		2:00.252	
5	29.574	118.1	57.591	104.8	32.388	113.2		1:59.553		14	29.496	117.9	57.582	105.4	32.388	113.4		1:59.466	
6	29.964	107.9	58.652	105.6	38.006	107.1		2:06.622		15	29.528	118.5	58.225	105.9	32.602	114.4		2:00.355	
7	29.190	119.5	58.150	106.6	32.319	112.8		1:59.659		16	29.294	119.1	58.153	105.4	33.317	111.0		2:00.764	
8	29.308	117.9	57.994	100.7	32.484	113.8		1:59.786		17	29.063	120.0	59.208	103.6	32.575	111.3		2:00.846	
9	29.534	107.9	58.823	96.8	33.011	111.7		2:01.368		18	29.175	119.8	58.738	102.9	32.386	112.8		2:00.299	

167 Andrew Moore (A)								Jaguar XK 150											
lap	Sect-1	Speed	Sect-2	Speed	Sect-3	Speed	TopSpeed	laptime	pit	lap	Sect-1	Speed	Sect-2	Speed	Sect-3	Speed	Topspeed	laptime	pit
1		103.6	1:07.545	86.8	36.598	94.0		2:26.444		9	Out	98.1	1:05.365	89.4	36.610	93.2		3:36.201	P
2	33.389	101.6	1:06.189	88.7	36.811	93.8		2:16.389		10	33.312	103.5	1:05.792	88.5	36.443	94.3		2:15.547	
3	33.396	104.0	1:05.191	89.8	36.321	94.0		2:14.908		11	32.880	103.6	1:04.790	88.0	36.554	93.5		2:14.224	
4	32.955	102.9	1:05.308	89.4	36.412	94.0		2:14.675		12	33.229	96.4	1:06.608	84.6	36.906	93.6		2:16.743	
5	33.132	103.5	1:07.050	89.2	37.030	93.9		2:17.212		13	33.192	102.2	1:05.182	88.4	36.975	91.5		2:15.349	
6	33.658	103.5	1:05.033	89.7	37.204	93.8		2:15.895		14	34.949	101.0	1:06.953	87.3	36.844	92.8		2:18.746	
7	32.975	104.0	1:05.118	89.2	36.858	92.5		2:14.951		15	32.994	103.8	1:06.064	86.3	36.692	93.8		2:15.750	
8	33.219	103.8	1:06.369	88.4				2:22.712		16	33.316	104.0	1:07.343	88.8	36.619	92.1		2:17.278	

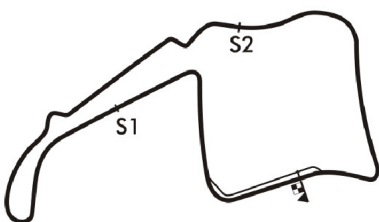


Oulton Park Gold Cup Historic Race Meeting - 27 - 29 Aug 2016

Jaguar Classic Challenge

Race 6 - Best Sector Times

POS	NO	DRIVER/S	Sector 1			Sector 2			Sector 3			IDEAL LAP	BEST LAP	On
			TIME	LAP	POS	TIME	LAP	POS	TIME	LAP	POS			
1	91	Lockie-Thomas	28.867	16	1	57.834	4	2	32.269	4	2	1:58.970	1:59.288	4
2	155	Alistair Dyson	29.063	17	2	57.248	4	1	32.007	13	1	1:58.318	1:58.627	4
3	72	Jamie Boot	30.328	16	5	59.866	15	4	33.404	16	6	2:03.598	2:03.705	16
4	5	Martin Melling	30.302	8	4	1:00.489	18	7	33.741	17	7	2:04.532	2:05.082	18
5	15	Paul Castaldini	30.353	18	6	1:00.257	18	6	33.309	3	4	2:03.919	2:03.923	18
6	4	Foster-Mogridge	30.864	15	8	1:00.242	11	5	34.063	12	8	2:05.169	2:05.415	12
7	136	Russell-Jardine	30.468	5	7	1:00.823	2	8	33.379	3	5	2:04.670	2:05.678	5
8	25	John Burton	31.512	17	11	1:01.562	17	9	34.859	7	10	2:07.933	2:08.386	17
9	82	Bob Binfield	31.081	16	9	1:01.837	10	10	34.804	15	9	2:07.722	2:08.149	10
10	99	Scholey-Finburgh	32.440	15	12	1:03.739	7	12	36.083	17	12	2:12.262	2:12.742	15
11	23	Roger Cope	32.511	12	13	1:03.812	9	13	36.124	11	13	2:12.447	2:12.821	12
12	167	Andrew Moore	32.880	11	15	1:04.790	11	14	36.321	3	14	2:13.991	2:14.224	11
13	150	Keith-Lucas-Keith-Lucas	32.860	3	14	1:06.035	3	17	36.691	7	16	2:15.586	2:15.922	7
14	56	P.Lanfranchi-D.Lanfranchi	33.052	6	16	1:05.386	5	15	36.493	5	15	2:14.931	2:15.260	5
15	49	Osborne-Bussell	33.985	12	17	1:05.442	11	16	37.108	8	17	2:16.535	2:17.135	11
16	17	Coyne-Gate	29.698	4	3	58.266	5	3	32.688	5	3	2:00.652	2:00.788	3
17	71	John Harper	31.253	5	10	1:02.669	5	11	35.160	9	11	2:09.082	2:09.515	5
18	11	Robert Farrell												
19	22	Phil Keen												



Session Start: 15:34:34 - Finish: 16:12:18
Weather/Track Conditions: Bright / Dry
Circuit: Oulton Park International
Track Length: 4.332 Km - 2.6918 miles

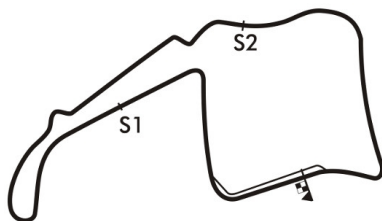


Oulton Park Gold Cup Historic Race Meeting - 27 - 29 Aug 2016

Jaguar Classic Challenge

Race 6 - Best Sector Speeds

	NO	SECTOR 1	MPH	NO	SECTOR 2	MPH	NO	SECTOR 3	MPH
1	91	Lockie-Thomas	123.2	155	Alistair Dyson	106.6	155	Alistair Dyson	114.4
2	155	Alistair Dyson	120.0	91	Lockie-Thomas	103.3	91	Lockie-Thomas	110.2
3	15	Paul Castaldini	117.1	15	Paul Castaldini	100.7	5	Martin Melling	108.6
4	5	Martin Melling	114.7	5	Martin Melling	99.8	15	Paul Castaldini	106.9
5	17	Coyne-Gate	114.5	17	Coyne-Gate	98.9	72	Jamie Boot	106.6
6	72	Jamie Boot	113.9	72	Jamie Boot	98.5	17	Coyne-Gate	105.6
7	136	Russell-Jardine	111.7	136	Russell-Jardine	97.1	136	Russell-Jardine	104.7
8	4	Foster-Mogridge	110.4	4	Foster-Mogridge	94.7	4	Foster-Mogridge	101.7
9	71	John Harper	107.2	82	Bob Binfield	93.4	25	John Burton	99.9
10	82	Bob Binfield	107.2	71	John Harper	92.0	71	John Harper	99.2
11	25	John Burton	106.9	25	John Burton	91.8	82	Bob Binfield	98.3
12	56	P.Lanfranchi-D.Lanfranchi	104.8	167	Andrew Moore	89.8	23	Roger Cope	97.3
13	23	Roger Cope	104.4	23	Roger Cope	89.4	56	P.Lanfranchi-D.Lanfranchi	95.4
14	167	Andrew Moore	104.0	99	Scholey-Finburgh	88.3	99	Scholey-Finburgh	94.4
15	99	Scholey-Finburgh	100.9	56	P.Lanfranchi-D.Lanfranchi	87.5	167	Andrew Moore	94.3
16	150	Keith-Lucas-Keith-Lucas	100.4	150	Keith-Lucas-Keith-Lucas	85.9	150	Keith-Lucas-Keith-Lucas	93.2
17	49	Osborne-Bussell	96.7	49	Osborne-Bussell	84.3	49	Osborne-Bussell	90.1
18	11	Robert Farrell	0.0	11	Robert Farrell	0.0	11	Robert Farrell	0.0
19	22	Phil Keen	0.0	22	Phil Keen	0.0	22	Phil Keen	0.0



Session Start: 15:34:34 - Finish: 16:12:18
Weather/Track Conditions: Bright / Dry
Circuit: Oulton Park International
Track Length: 4.332 Km - 2.6918 miles

Oulton Park Gold Cup Historic Race Meeting - 27 - 29 Aug 2016

Jaguar Classic Challenge

Race 6 - Lap Chart

Lap 1			Lap 2			Lap 3			Lap 4			Lap 5			Lap 6		
NO	Behind	Laptime	NO	Behind	Laptime	NO	Behind	Laptime	NO	Behind	Laptime	NO	Behind	Laptime	NO	Behind	Laptime
91		2:06.567	91		2:00.195	91		2:00.708	91		1:59.288	91		2:00.729	91		1:59.987
17	1.612	2:08.179	17	2.568	2:01.151	17	2.648	2:00.788	17	4.258	2:00.898	17	4.321	2:00.792	17	6.932	2:02.598
155	6.903	2:13.470	155	6.424	1:59.716	155	6.278	2:00.562	155	5.617	1:58.627	155	4.441	1:59.553	155	11.076	2:06.622
5	7.734	2:14.301	5	14.752	2:07.213	5	20.867	2:06.823	5	28.749	2:07.170	5	35.011	2:06.991	5	40.560	2:05.536
136	7.935	2:14.502	136	15.022	2:07.282	136	21.126	2:06.812	72	29.077	2:06.894	72	35.367	2:07.019	72	40.871	2:05.491
72	8.282	2:14.849	72	15.242	2:07.155	72	21.471	2:06.937	15	31.903	2:06.803	15	36.502	2:05.328	15	46.841	2:10.326
25	11.800	2:18.367	15	20.289	2:08.190	15	24.388	2:04.807	4	41.162	2:10.506	136	46.163	2:05.678	136	53.027	2:06.851
4	11.939	2:18.506	4	23.332	2:11.588	4	29.944	2:07.320	136	41.214	2:19.376	4	49.451	2:09.018	4	58.046	2:08.582
15	12.294	2:18.861	25	24.432	2:12.827	82	35.280	2:11.102	82	46.440	2:10.448	82	55.646	2:09.935	82	1:04.596	2:08.937
82	13.827	2:20.394	82	24.886	2:11.254	25	36.200	2:12.476	25	46.950	2:10.038	25	55.961	2:09.740	25	1:05.014	2:09.040
71	17.661	2:24.228	71	30.104	2:12.638	71	41.124	2:11.728	71	52.255	2:10.419	71	1:01.041	2:09.515	71	1:10.777	2:09.723
99	19.342	2:25.909	99	35.318	2:16.171	99	48.359	2:13.749	99	1:02.954	2:13.883	99	1:16.182	2:13.957	99	1:29.981	2:13.786
167	19.877	2:26.444	167	36.071	2:16.389	167	50.271	2:14.908	167	1:05.658	2:14.675	23	1:20.366	2:14.763	23	1:35.147	2:14.768
56	21.029	2:27.596	56	37.868	2:17.034	23	51.707	2:14.263	23	1:06.332	2:13.913	167	1:22.141	2:17.212	167	1:38.049	2:15.895
23	21.485	2:28.052	23	38.152	2:16.862	56	53.052	2:15.892	56	1:10.352	2:16.588	56	1:24.883	2:15.260	56	1:41.564	2:16.668
150	24.061	2:30.628	150	40.830	2:16.964	150	56.080	2:15.958	150	1:12.958	2:16.166	150	1:28.934	2:16.705	150	1:45.325	2:16.378
49	26.702	2:33.269	49	48.378	2:21.871	49	1:10.731	2:23.061	49	1:34.691	2:23.248	49	1:57.277	2:23.315			

Session Start: 15:34:34 - Finish: 16:12:18
Weather/Track Conditions Bright / Dry
Circuit: Oulton Park International
Track Length: 4.332 Km - 2.6918 miles

Oulton Park Gold Cup Historic Race Meeting - 27 - 29 Aug 2016

Jaguar Classic Challenge

Race 6 - Lap Chart

Lap 7			Lap 8			Lap 9			Lap 10			Lap 11			Lap 12		
NO	Behind	Laptime	NO	Behind	Laptime	NO	Behind	Laptime	NO	Behind	Laptime	NO	Behind	Laptime	NO	Behind	Laptime
91		1:59.598	91		2:00.051	91		2:02.574	91		2:04.336	155		2:04.243	17		2:02.095
17	8.791	2:01.457	150	1 LAP	2:15.922	23	1 LAP	2:21.133	155	5.775	2:00.445	17	0.664	2:02.466	150	2 LAPS	3:49.484
155	11.137	1:59.659	17	10.226	2:01.486	17	9.657	2:02.005	17	8.216	2:02.895	5	1 LAP	3:22.548	5	1 LAP	2:06.022
49	1 LAP	2:26.859	155	10.872	1:59.786	155	9.666	2:01.368	99	1 LAP	2:21.946	15	1 LAP	2:07.562	15	1 LAP	2:05.579
5	46.893	2:05.931	15	1 LAP	3:25.764	167	1 LAP	2:22.712	15	1 LAP	2:08.477	56	2 LAPS	4:22.069	4	1 LAP	2:07.081
72	47.286	2:06.013	5	52.028	2:05.186	150	1 LAP	2:17.743	49	2 LAPS	3:40.129	4	1 LAP	3:20.671	82	1 LAP	2:11.642
136	1:00.175	2:06.746	72	52.362	2:05.127	15	1 LAP	2:07.160	150	1 LAP	2:22.058	49	2 LAPS	2:17.199	49	2 LAPS	2:18.856
4	1:06.962	2:08.514	49	1 LAP	2:31.229	56	1 LAP	2:25.672	82	1 LAP	3:23.063	82	1 LAP	2:08.149	72	55.449	2:08.928
82	1:14.470	2:09.472	136	1:07.909	2:07.785	71	1 LAP	3:30.369	72	55.049	2:04.819	72	49.280	2:04.249	56	2 LAPS	2:39.987
25	1:14.630	2:09.214	4	1:14.697	2:07.786	72	54.566	2:04.778	71	1 LAP	2:10.051	91	1:13.124	3:23.142	91	1:12.835	2:02.470
71	1:26.491	2:15.312	25	1:23.008	2:08.429	5	1:04.013	2:14.559	136	1:16.369	2:07.754	71	1 LAP	2:28.229	155	1:17.422	3:20.181
99	1:43.960	2:13.577	82	1:27.976	2:13.557	136	1:12.951	2:07.616	25	1:33.624	2:08.824	136	1:22.582	2:16.231	25	1:44.995	2:14.247
23	1:49.485	2:13.936	99	1:58.218	2:14.309	4	1:24.981	2:12.858	23	1 LAP	3:37.725	25	1:33.507	2:09.901	99	1 LAP	2:14.737
167	1:53.402	2:14.951				25	1:29.136	2:08.702	167	1 LAP	3:36.201	99	1 LAP	3:36.741	23	1 LAP	2:13.051
56	1:58.217	2:16.251										23	1 LAP	2:13.090	167	1 LAP	2:14.224
												167	1 LAP	2:15.547			

Session Start: 15:34:34 - Finish: 16:12:18
Weather/Track Conditions Bright / Dry
Circuit: Oulton Park International
Track Length: 4.332 Km - 2.6918 miles

Oulton Park Gold Cup Historic Race Meeting - 27 - 29 Aug 2016

Jaguar Classic Challenge

Race 6 - Lap Chart

Lap 13			Lap 14			Lap 15			Lap 16			Lap 17			Lap 18		
NO	Behind	Laptime	NO	Behind	Laptime	NO	Behind	Laptime	NO	Behind	Laptime	NO	Behind	Laptime	NO	Behind	Laptime
17		2:16.250	91		2:00.610	91		2:01.232	91		2:00.051	91		2:01.543	91		1:59.300
5	1 LAP	2:06.779	155	1.758	1:59.466	155	0.881	2:00.355	155	1.594	2:00.764	155	0.897	2:00.846	155	1.896	2:00.299
15	1 LAP	2:05.350	49	2 LAPS	2:17.845	82	1 LAP	2:10.426	136	1 LAP	2:07.883	136	1 LAP	2:07.320	167	2 LAPS	2:17.278
150	2 LAPS	2:25.563	56	2 LAPS	2:37.363	150	2 LAPS	2:29.183	25	1 LAP	2:10.582	25	1 LAP	2:09.626	136	1 LAP	2:07.615
4	1 LAP	2:05.415	99	1 LAP	2:14.113	49	2 LAPS	2:17.435	82	1 LAP	2:08.742	82	1 LAP	2:09.627	25	1 LAP	2:08.386
136	1 LAP	3:34.640	72	1:06.054	2:05.554	72	1:09.784	2:04.962	150	2 LAPS	2:26.148	56	3 LAPS	2:38.935	82	1 LAP	2:10.297
82	1 LAP	2:09.200	23	1 LAP	2:13.901	99	1 LAP	2:14.690	49	2 LAPS	2:26.485	150	2 LAPS	2:26.008	56	3 LAPS	2:35.349
49	2 LAPS	2:17.135	167	1 LAP	2:15.349	23	1 LAP	2:14.827	72	1:13.438	2:03.705	72	1:16.425	2:04.530	72	1:24.309	2:07.184
91	58.522	2:01.937	5	1:19.485	2:06.737	5	1:25.511	2:07.258	99	1 LAP	2:12.742	5	1:36.290	2:06.147	150	2 LAPS	2:26.527
155	1:01.424	2:00.252	15	1:22.305	2:05.402	15	1:28.076	2:07.003	5	1:31.686	2:06.226	15	1:38.654	2:05.823	5	1:42.072	2:05.082
56	2 LAPS	2:36.418	4	1:37.797	2:05.696	167	1 LAP	2:18.746	23	1 LAP	2:14.561	99	1 LAP	2:15.086	15	1:43.277	2:03.923
99	1 LAP	2:14.515	136	1:55.899	2:08.666	4	1:42.813	2:06.248	15	1:34.374	2:06.349	23	1 LAP	2:15.310	99	1 LAP	2:13.262
23	1 LAP	2:12.821	25	1:58.155	2:11.238	56	2 LAPS	2:39.739	4	1:49.735	2:06.973	4	1:55.669	2:07.477	4	2:03.058	2:06.689
72	1:59.632	3:20.433							167	1 LAP	2:15.750				23	1 LAP	2:15.405
167	1 LAP	2:16.743															
5	2:11.880	2:05.881															
15	2:16.035	2:04.888															
4	2:31.233	2:06.448															
150	1 LAP	2:25.139															

Session Start: 15:34:34 - Finish: 16:12:18
Weather/Track Conditions Bright / Dry
Circuit: Oulton Park International
Track Length: 4.332 Km - 2.6918 miles