



Historic Sports Car Club Silverstone International Trophy

Saturday 21st – Sunday 22nd May 2016



Timing & Results by MST SYSTEMS Ltd.
www.mstworld.com

© MST SYSTEMS Ltd 2016

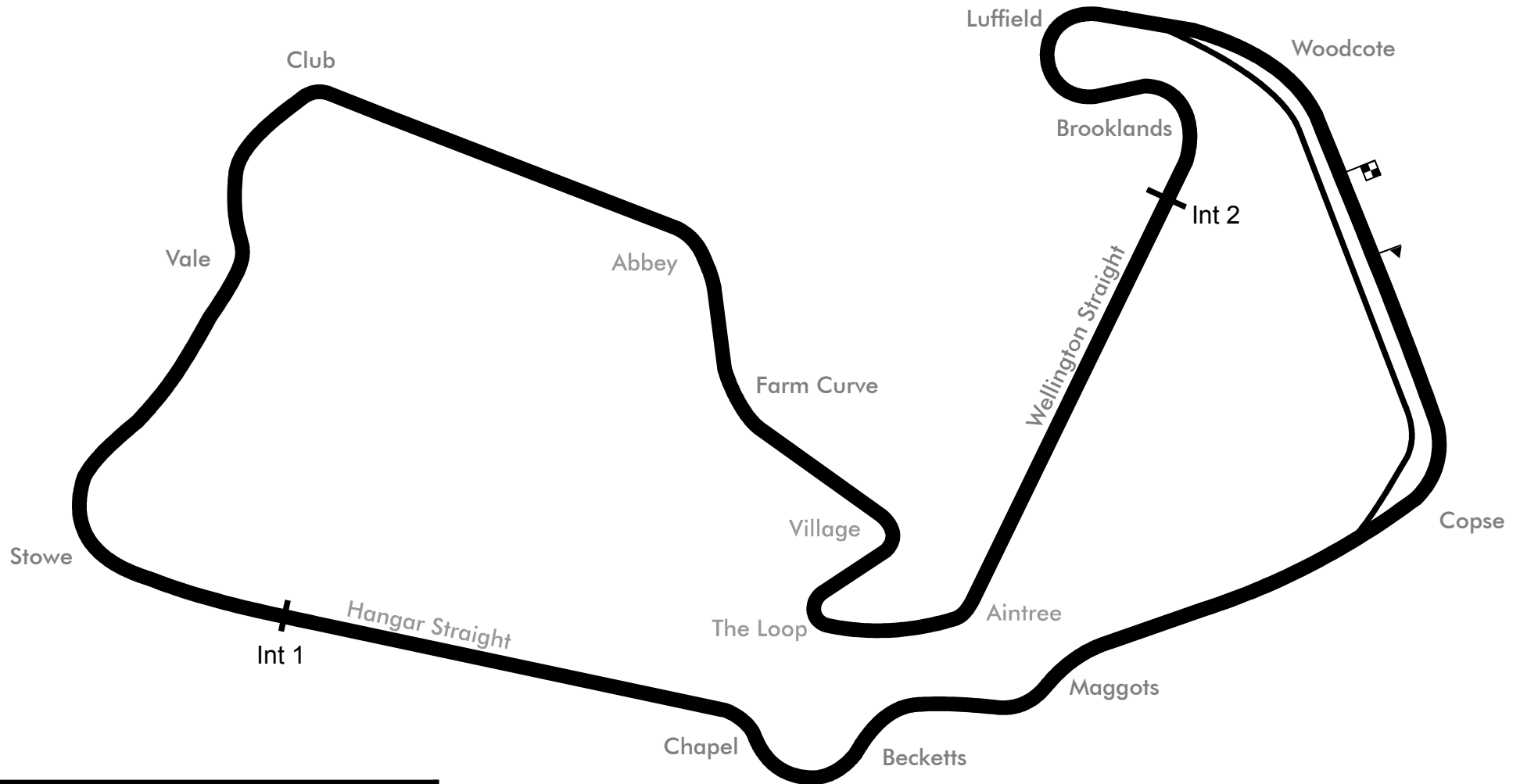
The Haysfield, Spring Lane North, Malvern WR14 1GF
t: +44 (0) 1684 560614 e: timing@mstworld.com



Silverstone Historic Grand Prix Circuit

Towcester, Northamptonshire NN12 8TN

www.silverstone.co.uk



Circuit Length:	3.6393 Mi / 5.857 km
Pit Lane:	336m, 20s @ 60km/h
Intermediate 1:	2.033 km
Intermediate 2:	4.897 km
Start line offset:	135.6 m

Silverstone International Trophy - 21 - 22 May 2016

70's Road Sports

Qualifying for Race 1 - Classification

Sheet No:

POS	NO	DRIVER/S	CLASS	CLASS POS	CAR MAKE / MODEL	TIME	ON	LAPS	GAP	DIFF	MPH
1	24	Charles Barter	B	1	Datsun 240Z	2:57.553	4	7			73.79
2	71	Julian Barter	C	1	Lotus Europa	2:58.571	4	7	1.018	1.018	73.37
3	19	William Leverett	B	2	Porsche 911SC	2:59.111	4	7	1.558	0.540	73.15
4	30	John Williams	B	3	Porsche 911SC	3:05.557	6	6	8.004	6.446	70.61
5	35	Robert Gate	A	1	Jaguar E-type	3:07.606	4	6	10.053	2.049	69.84
6	8	Barry Davison	C	2	Lotus Elan S3	3:07.891	4	5	10.338	0.285	69.73
7	92	Brian Jarvis	D	1	Porsche 924	3:09.800	6	6	12.247	1.909	69.03
8	1	Jim Dean	C	3	Lotus Europa	3:10.528	5	6	12.975	0.728	68.77
9	57	Mark Oldfield	D	2	Lancia Monte Carlo	3:12.466	3	5	14.913	1.938	68.07
10	26	Paul Stafford	B	4	Datsun 240Z	3:12.684	6	6	15.131	0.218	68.00
11	65	Steve Cooke	C	4	Lotus 7 S4	3:13.548	5	6	15.995	0.864	67.69
12	27	Chris Fisher	F	1	MG Arkley	3:15.061	5	6	17.508	1.513	67.17
13	20	Mark Leverett	C	5	Lotus Elan S3	3:15.861	6	6	18.308	0.800	66.89
14	6	Johan Denekamp	B	5	TVR 3000M	3:16.634	5	6	19.081	0.773	66.63
15	17	Stephen Moore	D	3	Alfa Romeo 2000 GTV	3:17.362	6	6	19.809	0.728	66.38
16	70	Steve Skipworth	C	6	Lotus Europa	3:17.719	6	6	20.166	0.357	66.26
17	21	Will Morton	D	4	Porsche 924	3:18.188	6	6	20.635	0.469	66.11
18	33	Matthew Nichols	B	6	TVR 3000M	3:20.328	6	6	22.775	2.140	65.40
19	58	Robert Barter	D	5	Jensen Healey	3:20.901	6	6	23.348	0.573	65.21
20	86	John C Hutchison	I	1	Reliant Scimitar GTE	3:21.070	4	5	23.517	0.169	65.16
21	25	William Jenkins	I	2	Porsche 914-6GT	3:21.189	6	6	23.636	0.119	65.12
22	76	David Erwin	D	6	Alfa Romeo 2000 GTV	3:21.222	4	6	23.669	0.033	65.11
23	49	Peter Richards	F	2	Clan Crusader	3:21.927	3	5	24.374	0.705	64.88
24	7	David Tomkinson	F	3	Triumph Spitfire	3:22.832	6	6	25.279	0.905	64.59
25	180	Gary Fletcher	I	3	Vauxhall Firenza	3:22.849	5	6	25.296	0.017	64.59
26	54	Steven Camplin	I	4	Lancia Monte Carlo	3:24.218	5	6	26.665	1.369	64.16
27	131	Mark Bennett	A	2	MG B	3:27.612	4	5	30.059	3.394	63.11
28	18	Martin Dyson	D	7	Triumph GT6 Mk3	3:28.642	5	6	31.089	1.030	62.80
29	12	Neil Brown	D	8	Lotus Eclat	3:29.790	6	6	32.237	1.148	62.45
30	10	Nigel Ashley	C	7	Lotus Europa	3:30.365	6	6	32.812	0.575	62.28
31	80	David Lane	D	9	Jensen Healey	3:30.425	4	6	32.872	0.060	62.26
32	67	Tim Hayes	I	5	Alfa Romeo Alfasud Sprint	3:31.532	6	6	33.979	1.107	61.94
33	55	Stephen Bellerby	B	7	TVR 3000M	3:36.932	3	3	39.379	5.400	60.40
34	77	Simon Holmesmith	D	10	Alfa Romeo 2000 GTV	3:37.950	4	6	40.397	1.018	60.11

ALL RACES AT THIS EVENT WILL HAVE A ROLLING START

Session Start: 09:00:15 - Finish: 09:20:19
Weather/Track Conditions: Drizzle / Damp
Circuit: Silverstone Historic Grand Prix
Track Length: 5.857 Km - 3.6394 miles

These results are provisional until the conclusion of any judicial and technical matters.

Clerk of the Course: <div style="text-align: right;">Julian Floyd</div>	Timekeeper: <div style="text-align: right;">Nick Palmer</div>	Issued at:
--	--	------------

Silverstone International Trophy - 21 - 22 May 2016

70's Road Sports

Qualifying for Race 1 - Sector Analysis

1 Jim Dean (C)									Lotus Europa										
lap	Sect-1	Speed	Sect-2	Speed	Sect-3	Speed	TopSpeed	laptime	pit	lap	Sect-1	Speed	Sect-2	Speed	Sect-3	Speed	Topspeed	laptime	pit
1	1:06.139	103.9	1:43.793	74.6	41.773	87.6		3:31.705		4	1:01.753	100.2	1:36.367	100.2	34.333	95.3		3:12.453	
2	1:01.816	106.9	1:37.809	92.7	35.508	95.7		3:15.133		5	1:00.347	106.5	1:35.056	88.5	35.125	97.9		3:10.528	
3	1:00.371	108.2	1:37.429	94.4	35.001	96.1		3:12.801		6	1:00.800	99.1	1:40.475	84.9				3:29.253	

6 Johan Denekamp (B)									TVR 3000M										
lap	Sect-1	Speed	Sect-2	Speed	Sect-3	Speed	TopSpeed	laptime	pit	lap	Sect-1	Speed	Sect-2	Speed	Sect-3	Speed	Topspeed	laptime	pit
1	1:07.339	89.0	1:55.323	80.9	37.972	82.7		3:40.634		4	1:02.664	98.0	1:39.295	84.1	37.596	82.7		3:19.555	
2	1:07.736	97.8	1:41.207	86.3	37.808	80.5		3:26.751		5	1:01.750	100.9	1:38.711	86.1	36.173	88.5		3:16.634	
3	1:04.723	95.7	1:37.642	91.9	43.967	80.8		3:26.332		6	1:03.720	95.9	1:38.177	84.3	37.103	82.9		3:19.000	

7 David Tomkinson (F)									Triumph Spitfire										
lap	Sect-1	Speed	Sect-2	Speed	Sect-3	Speed	TopSpeed	laptime	pit	lap	Sect-1	Speed	Sect-2	Speed	Sect-3	Speed	Topspeed	laptime	pit
1	1:17.118	78.6	1:53.402	85.6	41.279	80.2		3:51.799		4	1:03.462	95.6	1:43.250	94.7	40.233	87.7		3:26.945	
2	1:05.595	93.1	1:43.637	91.9	36.443	87.6		3:25.675		5	1:03.857	95.1	1:43.196	93.7	36.386	88.0		3:23.439	
3	1:04.138	94.9	1:41.963	91.8	37.433	87.8		3:23.534		6	1:04.625	93.5	1:41.710	94.1	36.497	88.6		3:22.832	

8 Barry Davison (C)									Lotus Elan S3										
lap	Sect-1	Speed	Sect-2	Speed	Sect-3	Speed	TopSpeed	laptime	pit	lap	Sect-1	Speed	Sect-2	Speed	Sect-3	Speed	Topspeed	laptime	pit
1	1:01.715	109.1	1:38.237	89.2	34.902	89.8		3:14.854		4	57.785	114.9	1:36.022	97.7	34.084	95.6		3:07.891	
2	59.806	110.4	1:36.858	90.4	34.572	93.4		3:11.236		5	1:24.943	70.9	1:51.703	71.3				4:06.649	
3	1:02.572	96.1	1:42.320	104.0	33.630	92.5		3:18.522		6									

10 Nigel Ashley (C)									Lotus Europa										
lap	Sect-1	Speed	Sect-2	Speed	Sect-3	Speed	TopSpeed	laptime	pit	lap	Sect-1	Speed	Sect-2	Speed	Sect-3	Speed	Topspeed	laptime	pit
1	1:13.733	85.3	1:52.578	76.2	39.190	80.1		3:45.501		4	1:07.701	90.7	1:49.114	87.7	38.545	83.1		3:35.360	
2	1:08.356	83.3	1:48.348	83.7	38.852	85.3		3:35.556		5	1:06.333	93.7	1:46.770	87.8	37.822	84.5		3:30.925	
3	1:08.124	85.1	1:51.335	77.2	38.657	85.4		3:38.116		6	1:07.436	91.3	1:45.020	90.0	37.909	81.8		3:30.365	


12 Neil Brown (D)									Lotus Eclat										
lap	Sect-1	Speed	Sect-2	Speed	Sect-3	Speed	TopSpeed	laptime	pit	lap	Sect-1	Speed	Sect-2	Speed	Sect-3	Speed	Topspeed	laptime	pit
1	1:14.635	82.4	1:59.389	70.9	40.390	79.0		3:54.414		4	1:06.223	88.9	1:49.536	78.0	38.335	84.2		3:34.094	
2	1:10.253	80.8	1:52.621	75.8	40.041	79.0		3:42.915		5	1:05.595	96.3	1:49.002	95.5	36.560	87.7		3:31.157	
3	1:07.956	91.1	1:54.426	88.8	38.376	84.3		3:40.758		6	1:04.112	100.8	1:47.680	89.6	37.998	78.7		3:29.790	

17 Stephen Moore (D)									Alfa Romeo 2000 GTV										
lap	Sect-1	Speed	Sect-2	Speed	Sect-3	Speed	TopSpeed	laptime	pit	lap	Sect-1	Speed	Sect-2	Speed	Sect-3	Speed	Topspeed	laptime	pit
1	1:17.140	76.9	1:53.770	85.2	40.362	80.2		3:51.272		4	1:03.346	101.8	1:41.353	84.4	36.414	84.0		3:21.113	
2	1:04.304	94.9	1:43.010	92.2	35.978	87.9		3:23.292		5	1:02.898	100.8	1:39.750	92.6	35.920	88.3		3:18.568	
3	1:02.035	97.0	1:41.625	94.7	36.206	83.8		3:19.866		6	1:02.725	101.5	1:39.183	96.0	35.454	88.2		3:17.362	

18 Martin Dyson (D)									Triumph GT6 Mk3										
lap	Sect-1	Speed	Sect-2	Speed	Sect-3	Speed	TopSpeed	laptime	pit	lap	Sect-1	Speed	Sect-2	Speed	Sect-3	Speed	Topspeed	laptime	pit
1				65.0	40.061	79.3		4:03.480		4				84.1	38.433	80.8		3:40.133	
2				79.6	39.909	79.3		3:38.870		5				92.8	37.377	81.6		3:28.642	
3				76.3	40.030	77.6		3:44.046		6	1:05.909	88.3	1:50.453	74.9	38.296	75.9		3:34.658	

19 William Leverett (B)									Porsche 911SC										
lap	Sect-1	Speed	Sect-2	Speed	Sect-3	Speed	TopSpeed	laptime	pit	lap	Sect-1	Speed	Sect-2	Speed	Sect-3	Speed	Topspeed	laptime	pit
1	1:02.323	103.9	1:36.118	104.9	33.490	94.6		3:11.931		5	55.362	119.8	1:30.821	105.7	33.944	97.4		3:00.127	
2	58.121	111.3	1:31.753	105.0	33.443	102.3		3:03.317		6	57.385	116.1	1:32.900	106.4	32.776	101.8		3:03.061	
3	58.347	112.0	1:30.957	102.0	33.071	104.1		3:02.375		7	56.844	115.1	1:31.659	102.3	32.634	101.6		3:01.137	
4	55.839	118.4	1:30.282	109.7	32.990	101.8		2:59.111		8									

20 Mark Leverett (C)									Lotus Elan S3										
lap	Sect-1	Speed	Sect-2	Speed	Sect-3	Speed	TopSpeed	laptime	pit	lap	Sect-1	Speed	Sect-2	Speed	Sect-3	Speed	Topspeed	laptime	pit
1	1:12.727	83.0	1:51.449	91.8	38.950	82.9		3:43.126		4	1:02.023	95.1	1:42.980	95.6	36.568	85.4		3:21.571	
2	1:02.381	98.7	1:39.628	97.3	37.162	88.9		3:19.171		5	1:02.056	105.8	1:38.473	98.5	36.075	91.3		3:16.604	
3	1:01.976	102.5	1:52.470	93.3	36.861	85.6		3:31.307		6	1:02.182	103.6	1:37.706	99.9	35.973	90.2		3:15.861	



Silverstone International Trophy - 21 - 22 May 2016

70's Road Sports

Qualifying for Race 1 - Sector Analysis

21 Will Morton (D)									Porsche 924										
lap	Sect-1	Speed	Sect-2	Speed	Sect-3	Speed	TopSpeed	laptime	pit	lap	Sect-1	Speed	Sect-2	Speed	Sect-3	Speed	Topspeed	laptime	pit
1				89.0	37.243	84.9		3:45.995		4	1:04.402	98.0	1:40.277	93.9	36.086	87.2		3:20.765	
2				80.6	37.844	82.7		3:31.910		5				88.0	36.558	87.3		3:23.645	
3	1:04.709	96.6	1:41.777	81.2	38.511	82.7		3:24.997		6	1:03.001	97.5	1:39.299	94.5	35.888	88.9		3:18.188	

24 Charles Barter (B)									Datsun 240Z										
lap	Sect-1	Speed	Sect-2	Speed	Sect-3	Speed	TopSpeed	laptime	pit	lap	Sect-1	Speed	Sect-2	Speed	Sect-3	Speed	Topspeed	laptime	pit
1	1:05.578	100.5	1:33.983	105.2	33.865	95.9		3:13.426		5	56.055	114.1	1:34.777	93.9	33.266	97.6		3:04.098	
2	57.328	107.9	1:29.797	102.1	32.747	101.3		2:59.872		6	56.318	100.5	1:32.242	99.7	32.677	102.0		3:01.237	
3	55.985	108.9	1:30.423	99.9	33.035	101.2		2:59.443		7	56.523	114.1	1:31.241	104.7				3:15.401	
4	55.563	115.1	1:29.316	106.5	32.674	103.2		2:57.553		8									

25 William Jenkins (I)									Porsche 914-6GT										
lap	Sect-1	Speed	Sect-2	Speed	Sect-3	Speed	TopSpeed	laptime	pit	lap	Sect-1	Speed	Sect-2	Speed	Sect-3	Speed	Topspeed	laptime	pit
1	1:21.938	71.5	1:54.703	75.6	45.170	73.0		4:01.811		4	1:05.014	91.3	1:44.448	91.1	36.870	86.4		3:26.332	
2	1:12.520	83.5	1:49.430	78.6	40.386	83.8		3:42.336		5	1:06.298	92.8	1:44.831	80.0	37.082	86.4		3:28.211	
3				85.1	38.578	84.7		3:29.577		6	1:04.291	92.4	1:40.976	90.0	35.922	89.7		3:21.189	

26 Paul Stafford (B)									Datsun 240Z										
lap	Sect-1	Speed	Sect-2	Speed	Sect-3	Speed	TopSpeed	laptime	pit	lap	Sect-1	Speed	Sect-2	Speed	Sect-3	Speed	Topspeed	laptime	pit
1	1:14.126	93.7	1:50.464	73.8	39.900	78.1		3:44.490		4	1:00.962	104.7	1:38.339	92.2	36.691	85.9		3:15.992	
2	1:09.076	84.9	1:46.841	90.6	36.066	84.0		3:31.983		5	1:02.502	105.8	1:36.483	97.0	34.771	90.5		3:13.756	
3	1:01.532	99.3	1:37.523	94.5	35.545	88.3		3:14.600		6	59.976	101.2	1:37.830	97.0	34.878	84.6		3:12.684	

27 Chris Fisher (F)									MG Arkley										
lap	Sect-1	Speed	Sect-2	Speed	Sect-3	Speed	TopSpeed	laptime	pit	lap	Sect-1	Speed	Sect-2	Speed	Sect-3	Speed	Topspeed	laptime	pit
1	1:10.156	78.0	2:01.851	63.8	40.353	86.9		3:52.360		4	1:06.049	93.2	1:38.393	90.3	34.959	88.5		3:19.401	
2	1:06.440	87.6	1:54.404	69.5	39.982	89.1		3:40.826		5	1:03.110	91.3	1:37.251	90.3	34.700	89.0		3:15.061	
3	1:06.070	94.9	1:46.142	89.6	34.870	89.2		3:27.082		6	1:03.474	93.9	1:36.846	92.3	35.021	87.9		3:15.341	


30 John Williams (B)									Porsche 911SC										
lap	Sect-1	Speed	Sect-2	Speed	Sect-3	Speed	TopSpeed	laptime	pit	lap	Sect-1	Speed	Sect-2	Speed	Sect-3	Speed	Topspeed	laptime	pit
1	1:11.452	86.3	1:53.567	71.4	40.373	87.0		3:45.392		4	58.777	108.1	1:39.269	94.9	35.887	92.8		3:13.933	
2	1:04.467	99.9	1:39.571	101.4	34.679	86.2		3:18.717		5	59.573	109.5	1:32.667	103.9	35.150	86.9		3:07.390	
3	59.895	109.1	1:37.067	89.1	34.114	95.7		3:11.076		6	58.223	109.8	1:33.826	100.9	33.508	97.4		3:05.557	

33 Matthew Nichols (B)									TVR 3000M										
lap	Sect-1	Speed	Sect-2	Speed	Sect-3	Speed	TopSpeed	laptime	pit	lap	Sect-1	Speed	Sect-2	Speed	Sect-3	Speed	Topspeed	laptime	pit
1	1:07.988	87.3	1:45.172	83.2	38.543	86.4		3:31.703		4	1:03.203	88.8	1:43.493	88.8	37.556	87.6		3:24.252	
2	1:04.277	92.1	1:47.535	82.5	38.586	84.1		3:30.398		5	1:04.674	94.4	1:41.970	89.1	37.256	87.6		3:23.900	
3	1:04.647	90.9	1:44.234	84.5	38.097	87.2		3:26.978		6	1:02.499	95.1	1:40.964	89.5	36.865	89.7		3:20.328	

35 Robert Gate (A)									Jaguar E-type										
lap	Sect-1	Speed	Sect-2	Speed	Sect-3	Speed	TopSpeed	laptime	pit	lap	Sect-1	Speed	Sect-2	Speed	Sect-3	Speed	Topspeed	laptime	pit
1				81.0	37.214	89.5		3:29.058		4				89.7	35.031	98.7		3:07.606	
2				86.6	35.767	98.2		3:13.883		5				89.5	35.083	95.3		3:09.636	
3				92.1	34.928	95.3		3:11.168		6				88.8	35.689	92.6		3:12.216	

49 Peter Richards (F)									Clan Crusader										
lap	Sect-1	Speed	Sect-2	Speed	Sect-3	Speed	TopSpeed	laptime	pit	lap	Sect-1	Speed	Sect-2	Speed	Sect-3	Speed	Topspeed	laptime	pit
1	1:08.463	86.9	1:53.160	76.5	38.964	81.4		3:40.587		4	1:04.677	89.1	1:45.907	79.2				3:36.856	
2	1:06.222	92.2	1:43.252	92.4	35.751	87.3		3:25.225		5	Out	94.5	1:44.270	90.2	36.203	86.8		6:12.063	P
3	1:03.892	94.9	1:41.060	87.6	36.975	88.2		3:21.927		6									

54 Steven Camplin (I)									Lancia Monte Carlo										
lap	Sect-1	Speed	Sect-2	Speed	Sect-3	Speed	TopSpeed	laptime	pit	lap	Sect-1	Speed	Sect-2	Speed	Sect-3	Speed	Topspeed	laptime	pit
1	1:12.752	77.9	1:50.897	72.8	40.607	89.0		3:44.256		4	1:06.613	94.9	1:44.425	80.2	38.027	88.6		3:29.065	
2	1:08.078	85.8	1:47.911	74.6	39.238	82.7		3:35.227		5	1:03.373	89.6	1:44.097	86.4	36.748	94.2		3:24.218	
3	1:09.077	85.4	1:51.731	79.3	39.332	82.4		3:40.140		6	1:03.148	96.6	1:52.155	84.9	37.069	85.0		3:32.372	



Silverstone International Trophy - 21 - 22 May 2016

70's Road Sports

Qualifying for Race 1 - Sector Analysis

55 Stephen Bellerby (B)									TVR 3000M										
lap	Sect-1	Speed	Sect-2	Speed	Sect-3	Speed	TopSpeed	laptime	pit	lap	Sect-1	Speed	Sect-2	Speed	Sect-3	Speed	Topspeed	laptime	pit
1	Out	77.6	1:58.723	68.1	39.538	76.7		3:44.033		3	1:08.973	89.5	1:48.985	78.8	38.974	76.7		3:36.932	
2	1:11.290	83.9	1:49.918	81.3	37.659	87.5		3:38.867		4									

57 Mark Oldfield (D)									Lancia Monte Carlo										
lap	Sect-1	Speed	Sect-2	Speed	Sect-3	Speed	TopSpeed	laptime	pit	lap	Sect-1	Speed	Sect-2	Speed	Sect-3	Speed	Topspeed	laptime	pit
1	1:10.691	76.6	1:56.441	77.6	37.908	83.0		3:45.040		4	1:00.826	101.2	1:38.371	92.7	35.256	83.2		3:14.453	
2	1:04.626	89.6	1:43.238	92.1	36.394	86.2		3:24.258		5	1:03.826	103.4	1:36.080	89.0				3:32.020	
3	1:01.527	101.7	1:36.105	93.5	34.834	93.0		3:12.466		6									

58 Robert Barter (D)									Jensen Healey										
lap	Sect-1	Speed	Sect-2	Speed	Sect-3	Speed	TopSpeed	laptime	pit	lap	Sect-1	Speed	Sect-2	Speed	Sect-3	Speed	Topspeed	laptime	pit
1	1:09.683	85.6	1:44.959	75.5	38.253	85.3		3:32.895		4	1:04.058	90.8	1:43.506	93.6	37.032	89.0		3:24.596	
2	1:03.964	91.7	1:49.700	90.3	37.169	87.9		3:30.833		5	1:04.579	89.1	1:41.642	86.3	37.420	84.7		3:23.641	
3	1:04.497	89.2	1:44.444	83.1	37.713	87.9		3:26.654		6	1:02.694	95.7	1:40.720	92.7	37.487	91.7		3:20.901	

65 Steve Cooke (C)									Lotus 7 S4										
lap	Sect-1	Speed	Sect-2	Speed	Sect-3	Speed	TopSpeed	laptime	pit	lap	Sect-1	Speed	Sect-2	Speed	Sect-3	Speed	Topspeed	laptime	pit
1	1:12.913	84.5	1:46.107	85.3	37.790	88.3		3:36.810		4	1:02.051	88.8	1:41.054	89.2	35.846	93.4		3:18.951	
2	1:04.427	95.9	1:42.696	85.2	38.189	86.9		3:25.312		5	1:00.983	105.2	1:36.945	100.8	35.620	89.8		3:13.548	
3	1:02.430	93.6	1:41.485	90.9	35.872	91.7		3:19.787		6	1:01.812	100.8	1:37.289	99.7	35.553	92.8		3:14.654	

67 Tim Hayes (I)									Alfa Romeo Alfasud Sprint										
lap	Sect-1	Speed	Sect-2	Speed	Sect-3	Speed	TopSpeed	laptime	pit	lap	Sect-1	Speed	Sect-2	Speed	Sect-3	Speed	Topspeed	laptime	pit
1	1:18.314	77.4	1:58.733	81.5	40.508	78.5		3:57.555		4	1:06.214	97.0	1:49.298	94.9	38.005	82.6		3:33.517	
2	1:09.600	89.7	1:57.820	66.9	41.573	78.0		3:48.993		5	1:05.015	92.8	1:50.078	95.2	37.419	84.0		3:32.512	
3	1:09.218	86.4	1:52.740	92.3	39.381	82.5		3:41.339		6	1:06.185	101.5	1:46.746	94.8	38.601	79.9		3:31.532	

70 Steve Skipworth (C)									Lotus Europa										
lap	Sect-1	Speed	Sect-2	Speed	Sect-3	Speed	TopSpeed	laptime	pit	lap	Sect-1	Speed	Sect-2	Speed	Sect-3	Speed	Topspeed	laptime	pit
1	1:10.853	74.6	2:01.828	71.2	39.608	80.4		3:52.289		4	1:07.866	82.6	1:48.955	79.7	37.876	76.4		3:34.697	
2	1:08.096	83.3	1:51.490	66.9	41.202	77.2		3:40.788		5	1:06.480	88.8	1:41.551	87.4	36.286	91.1		3:24.317	
3	1:09.184	83.1	1:53.826	74.3	40.250	77.3		3:43.260		6	1:02.930	100.2	1:39.724	86.7	35.065	92.1		3:17.719	

71 Julian Barter (C)									Lotus Europa										
lap	Sect-1	Speed	Sect-2	Speed	Sect-3	Speed	TopSpeed	laptime	pit	lap	Sect-1	Speed	Sect-2	Speed	Sect-3	Speed	Topspeed	laptime	pit
1	1:02.218	109.5	1:35.542	93.2	33.661	98.9		3:11.421		5	56.162	112.6	1:29.823	97.5	32.988	101.6		2:58.973	
2	57.197	106.9	1:31.421	100.8	32.760	102.1		3:01.378		6	55.661	112.8	1:30.004	101.2	33.034	98.0		2:58.699	
3	57.960	111.1	1:31.002	98.1	33.050	100.7		3:02.012		7	56.453	110.9	1:30.584	101.5	32.602	100.9		2:59.639	
4	55.988	112.0	1:30.188	105.0	32.395	100.4		2:58.571		8									

76 David Erwin (D)									Alfa Romeo 2000 GTV										
lap	Sect-1	Speed	Sect-2	Speed	Sect-3	Speed	TopSpeed	laptime	pit	lap	Sect-1	Speed	Sect-2	Speed	Sect-3	Speed	Topspeed	laptime	pit
1			77.4	38.298				3:42.279		4			91.3	37.258				3:21.222	
2			82.0	37.058				3:38.723		5			91.7	36.822				3:24.750	
3			87.3	36.860				3:23.554		6			93.3	57.610				3:44.619	

77 Simon Holmesmith (D)									Alfa Romeo 2000 GTV										
lap	Sect-1	Speed	Sect-2	Speed	Sect-3	Speed	TopSpeed	laptime	pit	lap	Sect-1	Speed	Sect-2	Speed	Sect-3	Speed	Topspeed	laptime	pit
1			76.2	40.858	78.0			4:02.176		4			84.3	38.600	81.5			3:37.950	
2			79.0	39.172				3:47.444		5			83.7	39.045	88.2			3:38.937	
3			85.2	39.043				3:40.293		6			74.2	39.951	81.9			3:43.309	

80 David Lane (D)									Jensen Healey										
lap	Sect-1	Speed	Sect-2	Speed	Sect-3	Speed	TopSpeed	laptime	pit	lap	Sect-1	Speed	Sect-2	Speed	Sect-3	Speed	Topspeed	laptime	pit
1	1:16.940	74.6	1:56.524	77.0	41.233	82.6		3:54.697		4	1:06.238	89.5	1:46.151	87.8	38.036	82.8		3:30.425	
2	1:09.501	83.9	1:50.282	85.4	40.738	77.8		3:40.521		5	1:15.567	81.5	1:50.729	83.1	40.013	76.7		3:46.309	
3	1:07.595	86.6	1:45.329	85.6	38.782	83.0		3:31.706		6	1:09.758	81.4	1:53.682	88.3	38.234	80.2		3:41.674	



Silverstone International Trophy - 21 - 22 May 2016

70's Road Sports


Qualifying for Race 1 - Sector Analysis

86 John C Hutchison (I)									Reliant Scimitar GTE										
lap	Sect-1	Speed	Sect-2	Speed	Sect-3	Speed	TopSpeed	laptime	pit	lap	Sect-1	Speed	Sect-2	Speed	Sect-3	Speed	Topspeed	laptime	pit
1	1:16.332	74.6	1:48.879	90.1	1:01.026	81.0		4:06.237		4	1:02.785	102.0	1:41.724	106.9	36.561	89.2		3:21.070	
2	1:33.475	95.3	1:42.909	87.4	38.768	85.2		3:55.152		5	1:01.161	99.7	1:47.981	100.2	36.416	85.2		3:25.558	
3	1:03.327	99.7	1:55.171	88.0	36.900	88.6		3:35.398		6									

92 Brian Jarvis (D)									Porsche 924										
lap	Sect-1	Speed	Sect-2	Speed	Sect-3	Speed	TopSpeed	laptime	pit	lap	Sect-1	Speed	Sect-2	Speed	Sect-3	Speed	Topspeed	laptime	pit
1	1:06.883	97.0	1:42.062	92.9	36.906	91.3		3:25.851		4	1:01.496	103.1	1:35.823	94.8	35.255	94.0		3:12.574	
2	1:06.456	99.4	1:41.868	79.1	36.375	92.1		3:24.699		5	1:01.166	104.4	1:35.769	96.0	35.024	95.5		3:11.959	
3	1:04.015	87.3	1:39.414	96.3	35.330	94.1		3:18.759		6	1:00.386	105.0	1:34.415	92.3	34.999	95.0		3:09.800	

131 Mark Bennett (A)									MG B										
lap	Sect-1	Speed	Sect-2	Speed	Sect-3	Speed	TopSpeed	laptime	pit	lap	Sect-1	Speed	Sect-2	Speed	Sect-3	Speed	Topspeed	laptime	pit
1	1:15.634	82.2	1:56.051	76.3	39.451	82.2		3:51.136		4	1:05.703	83.8	1:44.062	83.3	37.847	85.4		3:27.612	
2	1:05.662	86.1	1:44.281	83.2	38.464	86.1		3:28.407		5	1:06.037	87.6	1:48.779	76.5				3:50.536	
3	1:06.374	83.9	1:44.305	78.4	38.305	83.0		3:28.984		6									

180 Gary Fletcher (I)									Vauxhall Firenza										
lap	Sect-1	Speed	Sect-2	Speed	Sect-3	Speed	TopSpeed	laptime	pit	lap	Sect-1	Speed	Sect-2	Speed	Sect-3	Speed	Topspeed	laptime	pit
1	1:08.070	75.8	1:58.160	75.2	40.371	82.9		3:46.601		4	1:05.689	94.9	1:47.833	83.7	36.696	89.2		3:30.218	
2	1:09.183	81.7	1:53.487	67.4	40.276	85.3		3:42.946		5	1:03.758	99.6	1:42.463	88.9	36.628	89.8		3:22.849	
3	1:07.624	92.3	1:53.537	84.9	39.062	88.2		3:40.223		6	1:04.683	102.3	1:56.528	75.2				4:02.249	




Session Start: 09:00:15 - Finish: 09:20:19
 Weather/Track Conditions: Drizzle / Damp
 Circuit: Silverstone Historic Grand Prix
 Track Length: 5.857 Km - 3.6394 miles

Silverstone International Trophy - 21 - 22 May 2016

70's Road Sports

Qualifying for Race 1 - Best Sector Times

POS	NO	DRIVER/S	Sector 1			Sector 2			Sector 3			IDEAL LAP	BEST LAP	On
			TIME	LAP	POS	TIME	LAP	POS	TIME	LAP	POS			
1	24	Charles Barter	55.563	4	2	1:29.316	4	1	32.674	4	3	2:57.553	2:57.553	4
2	71	Julian Barter	55.661	6	3	1:29.823	5	2	32.395	4	1	2:57.879	2:58.571	4
3	19	William Leverett	55.362	5	1	1:30.282	4	3	32.634	7	2	2:58.278	2:59.111	4
4	30	John Williams	58.223	6	5	1:32.667	5	4	33.508	6	4	3:04.398	3:05.557	6
5	35	Robert Gate							34.928	3	10		3:07.606	4
6	8	Barry Davison	57.785	4	4	1:36.022	4	7	33.630	3	5	3:07.437	3:07.891	4
7	92	Brian Jarvis	1:00.386	6	8	1:34.415	6	5	34.999	6	11	3:09.800	3:09.800	6
8	1	Jim Dean	1:00.347	5	7	1:35.056	5	6	34.333	4	6	3:09.736	3:10.528	5
9	57	Mark Oldfield	1:00.826	4	9	1:36.080	5	8	34.834	3	9	3:11.740	3:12.466	3
10	26	Paul Stafford	59.976	6	6	1:36.483	5	9	34.771	5	8	3:11.230	3:12.684	6
11	65	Steve Cooke	1:00.983	5	10	1:36.945	5	11	35.553	6	14	3:13.481	3:13.548	5
12	27	Chris Fisher	1:03.110	5	19	1:36.846	6	10	34.700	5	7	3:14.656	3:15.061	5
13	20	Mark Leverett	1:01.976	3	13	1:37.706	6	13	35.973	6	18	3:15.655	3:15.861	6
14	6	Johan Denekamp	1:01.750	5	12	1:37.642	3	12	36.173	5	19	3:15.565	3:16.634	5
15	17	Stephen Moore	1:02.035	3	14	1:39.183	6	14	35.454	6	13	3:16.672	3:17.362	6
16	70	Steve Skipworth	1:02.930	6	17	1:39.724	6	16	35.065	6	12	3:17.719	3:17.719	6
17	21	Will Morton	1:03.001	6	18	1:39.299	6	15	35.888	6	16	3:18.188	3:18.188	6
18	33	Matthew Nichols	1:02.499	6	15	1:40.964	6	18	36.865	6	26	3:20.328	3:20.328	6
19	58	Robert Barter	1:02.694	6	16	1:40.720	6	17	37.032	4	27	3:20.446	3:20.901	6
20	86	John C Hutchison	1:01.161	5	11	1:41.724	4	22	36.416	5	21	3:19.301	3:21.070	4
21	25	William Jenkins	1:04.291	6	25	1:40.976	6	19	35.922	6	17	3:21.189	3:21.189	6
22	76	David Erwin							36.822	5	25		3:21.222	4
23	49	Peter Richards	1:03.892	3	23	1:41.060	3	20	35.751	2	15	3:20.703	3:21.927	3
24	7	David Tomkinson	1:03.462	4	21	1:41.710	6	21	36.386	5	20	3:21.558	3:22.832	6
25	180	Gary Fletcher	1:03.758	5	22	1:42.463	5	23	36.628	5	23	3:22.849	3:22.849	5
26	54	Steven Camplin	1:03.148	6	20	1:44.097	5	25	36.748	5	24	3:23.993	3:24.218	5
27	131	Mark Bennett	1:05.662	2	27	1:44.062	4	24	37.847	4	32	3:27.571	3:27.612	4
28	18	Martin Dyson	1:05.909	6	28	1:50.453	6	31	37.377	5	28	3:33.739	3:28.642	5
29	12	Neil Brown	1:04.112	6	24	1:47.680	6	29	36.560	5	22	3:28.352	3:29.790	6
30	10	Nigel Ashley	1:06.333	5	30	1:45.020	6	26	37.822	5	31	3:29.175	3:30.365	6
31	80	David Lane	1:06.238	4	29	1:45.329	3	27	38.036	4	33	3:29.603	3:30.425	4
32	67	Tim Hayes	1:05.015	5	26	1:46.746	6	28	37.419	5	29	3:29.180	3:31.532	6
33	55	Stephen Bellerby	1:08.973	3	31	1:48.985	3	30	37.659	2	30	3:35.617	3:36.932	3
34	77	Simon Holmesmith							38.600	4	34		3:37.950	4




Session Start: 09:00:15 - Finish: 09:20:19
Weather/Track Conditions: Drizzle / Damp
Circuit: Silverstone Historic Grand Prix
Track Length: 5.857 Km - 3.6394 miles

Silverstone International Trophy - 21 - 22 May 2016

70's Road Sports

Qualifying for Race 1 - Best Sector Speeds

	NO	SECTOR 1	MPH	NO	SECTOR 2	MPH	NO	SECTOR 3	MPH
1	19	William Leverett	119.8	19	William Leverett	109.7	19	William Leverett	104.1
2	24	Charles Barter	115.1	86	John C Hutchison	106.9	24	Charles Barter	103.2
3	8	Barry Davison	114.9	24	Charles Barter	106.5	71	Julian Barter	102.1
4	71	Julian Barter	112.8	71	Julian Barter	105.0	35	Robert Gate	98.7
5	30	John Williams	109.8	8	Barry Davison	104.0	1	Jim Dean	97.9
6	1	Jim Dean	108.2	30	John Williams	103.9	30	John Williams	97.4
7	20	Mark Leverett	105.8	65	Steve Cooke	100.8	8	Barry Davison	95.6
8	26	Paul Stafford	105.8	1	Jim Dean	100.2	92	Brian Jarvis	95.5
9	65	Steve Cooke	105.2	20	Mark Leverett	99.9	54	Steven Camplin	94.2
10	92	Brian Jarvis	105.0	26	Paul Stafford	97.0	65	Steve Cooke	93.4
11	57	Mark Oldfield	103.4	92	Brian Jarvis	96.3	57	Mark Oldfield	93.0
12	180	Gary Fletcher	102.3	17	Stephen Moore	96.0	70	Steve Skipworth	92.1
13	86	John C Hutchison	102.0	12	Neil Brown	95.5	58	Robert Barter	91.7
14	17	Stephen Moore	101.8	67	Tim Hayes	95.2	20	Mark Leverett	91.3
15	67	Tim Hayes	101.5	7	David Tomkinson	94.7	26	Paul Stafford	90.5
16	6	Johan Denekamp	100.9	21	Will Morton	94.5	180	Gary Fletcher	89.8
17	12	Neil Brown	100.8	58	Robert Barter	93.6	25	William Jenkins	89.7
18	70	Steve Skipworth	100.2	57	Mark Oldfield	93.5	33	Matthew Nichols	89.7
19	21	Will Morton	98.0	76	David Erwin	93.3	27	Chris Fisher	89.2
20	54	Steven Camplin	96.6	18	Martin Dyson	92.8	86	John C Hutchison	89.2
21	58	Robert Barter	95.7	49	Peter Richards	92.4	21	Will Morton	88.9
22	7	David Tomkinson	95.6	27	Chris Fisher	92.3	7	David Tomkinson	88.6
23	33	Matthew Nichols	95.1	35	Robert Gate	92.1	6	Johan Denekamp	88.5
24	27	Chris Fisher	94.9	6	Johan Denekamp	91.9	17	Stephen Moore	88.3
25	49	Peter Richards	94.9	25	William Jenkins	91.1	49	Peter Richards	88.2
26	10	Nigel Ashley	93.7	10	Nigel Ashley	90.0	77	Simon Holmesmith	88.2
27	25	William Jenkins	92.8	33	Matthew Nichols	89.5	12	Neil Brown	87.7
28	55	Stephen Bellerby	89.5	180	Gary Fletcher	88.9	55	Stephen Bellerby	87.5
29	80	David Lane	89.5	80	David Lane	88.3	131	Mark Bennett	86.1
30	18	Martin Dyson	88.3	70	Steve Skipworth	87.4	10	Nigel Ashley	85.4
31	131	Mark Bennett	87.6	54	Steven Camplin	86.4	67	Tim Hayes	84.0
32	35	Robert Gate	0.0	77	Simon Holmesmith	85.2	80	David Lane	83.0
33	68	Jon Wagstaff	0.0	131	Mark Bennett	83.3	18	Martin Dyson	81.6
34	76	David Erwin	0.0	55	Stephen Bellerby	81.3	76	David Erwin	73.6
35	77	Simon Holmesmith	0.0	68	Jon Wagstaff	0.0	68	Jon Wagstaff	0.0



Session Start: 09:00:15 - Finish: 09:20:19
Weather/Track Conditions: Drizzle / Damp
Circuit: Silverstone Historic Grand Prix
Track Length: 5.857 Km - 3.6394 miles

Silverstone International Trophy - 21 - 22 May 2016

70's Road Sports

Race 1 - Starting Grid - AMENDED

Sheet No:

Start Time : 13:55 - Heat Duration : 20 Minutes

17		33 55 Stephen Bellerby		34 77 Simon Holmesmith
16		31 80 David Lane		32 67 Tim Hayes
15		29 12 Neil Brown		30 10 Nigel Ashley
14		27 131 Mark Bennett		28 18 Martin Dyson
13		25 180 Gary Fletcher		26 54 Steven Camplin
12		23 49 Peter Richards		24 7 David Tomkinson
11		21 25 William Jenkins		22 76 David Erwin
10		19 58 Robert Barter		20 86 John C Hutchison
9		17 21 Will Morton		18 33 Matthew Nichols
8		15 17 Stephen Moore		16 70 Steve Skipworth
7		13 20 Mark Leverett		14 6 Johan Denekamp
6		11 65 Steve Cooke		12 27 Chris Fisher
5		9 57 Mark Oldfield		10 26 Paul Stafford
4		7 92 Brian Jarvis		8 1 Jim Dean
3		5 35 Robert Gate		6 8 Barry Davison
2		3 19 William Leverett		4 30 John Williams
1		1 24 Charles Barter		2 71 Julian Barter

Pole Right

ROW

ALL RACES AT THIS EVENT WILL HAVE A ROLLING START

*Circuit: Silverstone Historic Grand Prix
Track Length: 5.857 Km - 3.6394 miles*

These results are provisional until the conclusion of any judicial and technical matters.

Clerk of the Course:

Julian Floyd

Timekeeper:

Nick Palmer

Issued at:

Silverstone International Trophy - 21 - 22 May 2016

70's Road Sports

Race 1 - Classification

Sheet No:

POS	NO	DRIVER/S	CLASS	CLASS POS	CAR MAKE / MODEL	TIME	LAPS	GAP	DIFF	MPH	BEST	ON
1	71	Julian Barter	C	1	Lotus Europa	20:31.061	7	-- 7 laps --		74.50	2:46.159	1
2	24	Charles Barter	B	1	Datsun 240Z	20:37.913	7	6.852	6.852	74.09	2:47.383	1
3	19	William Leverett	B	2	Porsche 911SC	21:06.509	7	35.448	28.596	72.41	2:51.346	1
4	30	John Williams	B	3	Porsche 911SC	21:11.791	7	40.730	5.282	72.11	2:55.690	1
5	1	Jim Dean	C	2	Lotus Europa	21:54.474	7	1:23.413	42.683	69.77	2:54.787	1
6	65	Steve Cooke	C	3	Lotus 7 S4	22:25.126	7	1:54.065	30.652	68.18	3:04.366	2
7	26	Paul Stafford	B	4	Datsun 240Z	22:25.572	7	1:54.511	0.446	68.16	3:03.761	1
8	92	Brian Jarvis	D	1	Porsche 924	22:35.113	7	2:04.052	9.541	67.67	3:01.468	1
9	27	Chris Fisher	F	1	MG Arkley	22:36.335	7	2:05.274	1.222	67.62	3:05.626	1
10	57	Mark Oldfield	D	2	Lancia Monte Carlo	22:48.482	7	2:17.421	12.147	67.01	3:05.093	2
11	8	Barry Davison	C	4	Lotus Elan S3	22:53.416	7	2:22.355	4.934	66.77	3:03.392	1
12	58	Robert Barter	D	3	Jensen Healey	22:59.310	7	2:28.249	5.894	66.49	3:08.591	2
13	21	Will Morton	D	4	Porsche 924	23:00.436	7	2:29.375	1.126	66.44	3:09.411	2
14	131	Mark Bennett	A	1	MG B	23:02.807	7	2:31.746	2.371	66.32	3:09.114	2
15	20	Mark Leverett	C	5	Lotus Elan S3	23:04.562	7	2:33.501	1.755	66.24	3:07.853	2
16	70	Steve Skipworth	C	6	Lotus Europa	23:20.484	7	2:49.423	15.922	65.48	3:10.403	1
17	33	Matthew Nichols	B	5	TVR 3000M	23:36.618	7	3:05.557	16.134	64.73	3:14.714	2
18	6	Johan Denekamp	B	6	TVR 3000M	24:14.623	7	3:43.562	38.005	63.04	3:08.652	1
19	54	Steven Camplin	I	1	Lancia Monte Carlo	20:31.505	6	-- 6 laps --	1.406	63.83	3:18.527	2
20	7	David Tomkinson	F	2	Triumph Spitfire	20:35.170	6	3.665	3.665	63.64	3:19.990	2
21	12	Neil Brown	D	5	Lotus Eclat	20:42.206	6	10.701	7.036	63.28	3:18.776	2
22	18	Martin Dyson	D	6	Triumph GT6 Mk3	20:42.899	6	11.394	0.693	63.24	3:18.203	2
23	55	Stephen Bellerby	B	7	TVR 3000M	20:44.151	6	12.646	1.252	63.18	3:16.524	2
24	76	David Erwin	D	7	Alfa Romeo 2000 GTV	20:45.902	6	14.397	1.751	63.09	3:22.011	2
25	10	Nigel Ashley	C	7	Lotus Europa	20:49.375	6	17.870	3.473	62.91	3:21.296	2
26	67	Tim Hayes	I	2	Alfa Romeo Alfasud	20:57.185	6	25.680	7.810	62.53	3:23.065	2
27	25	William Jenkins	I	3	Porsche 914-6GT	21:19.964	6	48.459	22.779	61.41	3:18.079	2
28	80	David Lane	D	8	Jensen Healey	21:26.576	6	55.071	6.612	61.10	3:21.075	2
29	77	Simon Holmesmith	D	9	Alfa Romeo 2000 GTV	21:27.005	6	55.500	0.429	61.07	3:23.538	2
30	35	Robert Gate	A	2	Jaguar E-type	23:12.865	6	2:41.360	1:45.860	56.43	3:00.846	2

----- NOT CLASSIFIED -----

DNF 180	Gary Fletcher	I		Vauxhall Firenza	17:00.151	5	-- 5 laps --		64.21	3:14.650	2
DNF 17	Stephen Moore	D		Alfa Romeo 2000 GTV	10:00.382	3	-- 3 laps --		65.46	3:08.724	2
DNF 49	Peter Richards	F		Clan Crusader	7:33.508	2	-- 2 laps --	1:14.271	57.78	3:37.923	1

----- FASTEST LAP SUMMARY -----

NO	DRIVER/S	CLASS	CAR MAKE / MODEL	FASTEST LAP	ON	MPH
71	Julian Barter	C	Lotus Europa	2:46.159	1	78.85
24	Charles Barter	B	Datsun 240Z	2:47.383	1	78.27
35	Robert Gate	A	Jaguar E-type	3:00.846	2	72.45
92	Brian Jarvis	D	Porsche 924	3:01.468	1	72.20
27	Chris Fisher	F	MG Arkley	3:05.626	1	70.58
180	Gary Fletcher	I	Vauxhall Firenza	3:14.650	2	67.31

Session Start: 13:59:06 - Finish: 14:19:36

Weather/Track Conditions: Rain / Wet

Circuit: Silverstone Historic Grand Prix

Track Length: 5.857 Km - 3.6394 miles

These results are provisional until the conclusion of any judicial and technical matters.

Clerk of the Course: <p style="text-align: right;">Julian Floyd</p>	Timekeeper: <p style="text-align: right;">Nick Palmer</p>	Issued at:
--	--	------------

Silverstone International Trophy - 21 - 22 May 2016

70's Road Sports

Race 1 - Sector Analysis

1 Jim Dean (C)									Lotus Europa								
lap	Sect-1	Speed	Sect-2	Speed	Sect-3	Speed	TopSpeed	laptime pit	lap	Sect-1	Speed	Sect-2	Speed	Sect-3	Speed	Topspeed	laptime pit
1		117.7	1:23.940	112.0	33.071	96.7		2:54.787	5	1:01.787	104.5	1:37.223	88.8	35.404	93.3		3:14.414
2	55.106	109.7	1:31.097	97.7	33.972	97.6		3:00.175	6	1:02.796	103.7	1:36.579	92.1	34.944	94.1		3:14.319
3	58.201	103.9	1:33.179	101.1	34.471	94.2		3:05.851	7	1:00.330	106.9	1:36.898	92.7	36.188	85.0		3:13.416
4	59.769	109.5	1:36.268	96.6	35.475	93.2		3:11.512	8								

6 Johan Denekamp (B)									TVR 3000M								
lap	Sect-1	Speed	Sect-2	Speed	Sect-3	Speed	TopSpeed	laptime pit	lap	Sect-1	Speed	Sect-2	Speed	Sect-3	Speed	Topspeed	laptime pit
1		106.4	1:31.499	100.6	34.751	86.0		3:08.652	5	1:18.544	88.7	1:42.892	78.7	39.427	77.6		3:40.863
2	59.368	108.8	1:33.945	90.3	52.559	82.6		3:25.872	6	1:10.513	90.9	1:48.217	79.2	39.202	74.8		3:37.932
3	1:02.707	93.9	1:38.767	86.1	36.272	86.5		3:17.746	7	1:08.504	85.8	1:53.243	73.6	42.777	67.3		3:44.524
4	1:02.208	101.2	1:39.967	85.3	36.859	84.4		3:19.034	8								

7 David Tomkinson (F)									Triumph Spitfire								
lap	Sect-1	Speed	Sect-2	Speed	Sect-3	Speed	TopSpeed	laptime pit	lap	Sect-1	Speed	Sect-2	Speed	Sect-3	Speed	Topspeed	laptime pit
1		98.5	1:45.595	91.9	38.038	85.0		3:32.717	4	1:05.591	96.7	1:43.752	94.9	36.898	85.6		3:26.241
2	1:02.978	91.7	1:39.565	92.2	37.447	79.4		3:19.990	5	1:04.584	96.4	1:44.828	92.8	36.191	87.9		3:25.603
3	1:06.605	95.2	1:43.954	92.4	36.201	89.0		3:26.760	6	1:06.269	97.3	1:41.509	93.6	36.081	87.6		3:23.859

8 Barry Davison (C)									Lotus Elan S3								
lap	Sect-1	Speed	Sect-2	Speed	Sect-3	Speed	TopSpeed	laptime pit	lap	Sect-1	Speed	Sect-2	Speed	Sect-3	Speed	Topspeed	laptime pit
1		117.9	1:29.195	110.2	33.812	86.8		3:03.392	5	59.775	109.8	1:38.178	98.3	35.835	90.2		3:13.788
2	59.233	107.2	1:34.979	98.3	35.483	86.4		3:09.695	6	1:02.867	111.5	1:38.240	96.3	35.549	95.7		3:16.656
3	1:00.299	103.4	1:36.203	105.4	34.265	95.6		3:10.767	7	1:01.149	107.4	2:09.425	100.6	36.331	85.7		3:46.905
4	1:01.164	111.5	1:37.092	108.2	33.957	96.4		3:12.213	8								


10 Nigel Ashley (C)									Lotus Europa								
lap	Sect-1	Speed	Sect-2	Speed	Sect-3	Speed	TopSpeed	laptime pit	lap	Sect-1	Speed	Sect-2	Speed	Sect-3	Speed	Topspeed	laptime pit
1		108.2	1:38.781	101.5	36.255	85.9		3:24.520	4	1:05.590	99.9	1:46.903	95.6	37.607	83.0		3:30.100
2	1:00.506	105.4	1:42.870	94.9	37.920	83.2		3:21.296	5	1:06.642	98.5	1:45.840	95.1	37.744	83.1		3:30.226
3	1:05.964	93.5	1:49.234	92.3	37.487	84.9		3:32.685	6	1:06.326	104.2	1:46.349	92.3	37.873	83.5		3:30.548

12 Neil Brown (D)									Lotus Eclat								
lap	Sect-1	Speed	Sect-2	Speed	Sect-3	Speed	TopSpeed	laptime pit	lap	Sect-1	Speed	Sect-2	Speed	Sect-3	Speed	Topspeed	laptime pit
1		104.7	1:38.421	105.8	35.525	85.6		3:22.964	4	1:11.209	92.6	1:44.538	94.0	37.705	82.9		3:33.452
2	1:01.034	106.5	1:40.460	91.7	37.282	88.9		3:18.776	5	1:07.315	102.6	1:44.519	97.3	37.444	81.8		3:29.278
3	1:02.414	98.1	1:45.809	94.4	37.345	84.0		3:25.568	6	1:06.815	104.5	1:48.069	85.8	37.284	83.7		3:32.168

17 Stephen Moore (D)									Alfa Romeo 2000 GTV								
lap	Sect-1	Speed	Sect-2	Speed	Sect-3	Speed	TopSpeed	laptime pit	lap	Sect-1	Speed	Sect-2	Speed	Sect-3	Speed	Topspeed	laptime pit
1		104.4	1:30.787	98.0	34.906	88.4		3:10.513	3	1:00.938	101.8	1:38.946	88.9				3:41.145
2	59.465	104.2	1:34.188	94.9	35.071	90.3		3:08.724	4								

18 Martin Dyson (D)									Triumph GT6 Mk3								
lap	Sect-1	Speed	Sect-2	Speed	Sect-3	Speed	TopSpeed	laptime pit	lap	Sect-1	Speed	Sect-2	Speed	Sect-3	Speed	Topspeed	laptime pit
1				83.5	37.790	81.4		3:34.962	4				90.7	36.895	84.7		3:26.793
2	1:04.468	89.2	1:37.876	85.5	35.859	85.2		3:18.203	5				89.4	36.511	84.9		3:27.614
3				81.8	37.219	85.5		3:27.237	6				74.6	37.591	84.7		3:28.090

19 William Leverett (B)									Porsche 911SC								
lap	Sect-1	Speed	Sect-2	Speed	Sect-3	Speed	TopSpeed	laptime pit	lap	Sect-1	Speed	Sect-2	Speed	Sect-3	Speed	Topspeed	laptime pit
1		120.5	1:24.373	115.5	32.828	101.8		2:51.346	5	56.779	114.9	1:34.365	105.2	34.022	94.9		3:05.166
2	54.318	114.9	1:26.768	101.8	32.640	102.8		2:53.726	6	1:00.434	104.7	1:33.510	104.7	33.812	95.9		3:07.756
3	55.772	112.4	1:31.072	106.5	33.177	98.7		3:00.021	7	58.090	107.4	1:34.385	101.2	34.764	87.5		3:07.239
4	56.670	110.7	1:31.404	106.4	33.181	98.6		3:01.255	8								



Session Start: 13:59:06 - Finish: 14:19:36
Weather/Track Conditions: Rain / Wet
Circuit: Silverstone Historic Grand Prix
Track Length: 5.857 Km - 3.6394 miles

Silverstone International Trophy - 21 - 22 May 2016

70's Road Sports

Race 1 - Sector Analysis

49 Peter Richards (F)									Clan Crusader											
lap	Sect-1	Speed	Sect-2	Speed	Sect-3	Speed	TopSpeed	laptime	pit	lap	Sect-1	Speed	Sect-2	Speed	Sect-3	Speed	Topspeed	laptime	pit	
1		96.0	1:52.205	75.2	38.604	76.8		3:37.923		2	1:10.112	79.0	1:53.825	71.5					3:55.585	

54 Steven Camplin (I)									Lancia Monte Carlo											
lap	Sect-1	Speed	Sect-2	Speed	Sect-3	Speed	TopSpeed	laptime	pit	lap	Sect-1	Speed	Sect-2	Speed	Sect-3	Speed	Topspeed	laptime	pit	
1		89.0	1:46.365	88.1	36.784	89.5		3:32.503		4	1:04.049	95.2	1:45.011	89.2	37.162	91.2			3:26.222	
2	1:02.097	84.4	1:40.456	94.3	35.974	92.0		3:18.527		5	1:05.903	93.3	1:42.237	86.9	37.428	90.2			3:25.568	
3	1:04.227	79.1	1:45.039	89.1	35.880	94.1		3:25.146		6	1:03.772	101.5	1:42.046	84.6	37.721	84.4			3:23.539	

55 Stephen Bellerby (B)									TVR 3000M											
lap	Sect-1	Speed	Sect-2	Speed	Sect-3	Speed	TopSpeed	laptime	pit	lap	Sect-1	Speed	Sect-2	Speed	Sect-3	Speed	Topspeed	laptime	pit	
1		104.9	1:42.384	90.9	37.274	87.6		3:31.832		4	1:06.150	101.7	1:45.237	86.5	38.880	85.1			3:30.267	
2	1:00.988	105.5	1:38.974	92.4	36.562	86.9		3:16.524		5	1:05.960	96.1	1:45.339	85.1	37.269	89.2			3:28.568	
3	1:03.638	100.2	1:43.544	92.6	37.614	86.0		3:24.796		6	1:05.890	91.4	1:48.431	85.2	37.843	86.3			3:32.164	

57 Mark Oldfield (D)									Lancia Monte Carlo											
lap	Sect-1	Speed	Sect-2	Speed	Sect-3	Speed	TopSpeed	laptime	pit	lap	Sect-1	Speed	Sect-2	Speed	Sect-3	Speed	Topspeed	laptime	pit	
1		106.0	1:40.759	101.1	34.473	88.2		3:16.780		5	1:01.113	102.0	1:37.952	96.3	34.747	88.4			3:13.812	
2	57.681	105.4	1:32.027	91.7	35.385	90.6		3:05.093		6	1:03.438	101.8	1:38.318	96.4	35.257	87.1			3:17.013	
3	1:00.134	100.9	1:38.578	95.5	35.215	89.4		3:13.927		7	1:02.558	102.0	1:45.114	92.8	35.657	87.9			3:23.329	
4	1:02.936	102.8	1:40.574	95.7	35.018	89.4		3:18.528		8										


58 Robert Barter (D)									Jensen Healey											
lap	Sect-1	Speed	Sect-2	Speed	Sect-3	Speed	TopSpeed	laptime	pit	lap	Sect-1	Speed	Sect-2	Speed	Sect-3	Speed	Topspeed	laptime	pit	
1		114.7	1:29.509	107.5	35.215	90.0		3:09.478		5	1:00.952	101.7	1:38.431	102.6	35.188	88.4			3:14.571	
2	59.180	110.9	1:34.315	101.1	35.096	92.8		3:08.591		6	1:04.244	92.8	1:42.832	99.0	37.206	81.2			3:24.282	
3	1:00.016	103.6	1:36.971	101.2	35.100	90.7		3:12.087		7	1:04.920	93.3	1:43.153	89.8	37.502	75.9			3:25.575	
4	1:09.022	97.8	1:39.511	100.2	36.193	92.8		3:24.726		8										

65 Steve Cooke (C)									Lotus 7 S4											
lap	Sect-1	Speed	Sect-2	Speed	Sect-3	Speed	TopSpeed	laptime	pit	lap	Sect-1	Speed	Sect-2	Speed	Sect-3	Speed	Topspeed	laptime	pit	
1		108.4	1:28.553	99.0	34.710	91.2		3:04.623		5	1:01.674	103.4	1:39.230	94.4	35.844	88.6			3:16.748	
2	57.931	107.2	1:31.950	98.1	34.485	92.0		3:04.366		6	1:02.897	97.5	1:38.473	96.1	35.677	92.5			3:17.047	
3	1:00.094	96.7	1:36.755	95.3	35.495	91.2		3:12.344		7	1:00.423	101.8	1:39.957	93.9	35.810	86.0			3:16.190	
4	1:01.765	99.9	1:36.586	96.7	35.457	90.0		3:13.808		8										

67 Tim Hayes (I)									Alfa Romeo Alfasud Sprint											
lap	Sect-1	Speed	Sect-2	Speed	Sect-3	Speed	TopSpeed	laptime	pit	lap	Sect-1	Speed	Sect-2	Speed	Sect-3	Speed	Topspeed	laptime	pit	
1		107.7	1:38.761	100.3	35.792	85.6		3:24.868		4	1:05.662	92.2	1:44.903	92.4	38.165	80.8			3:28.730	
2	1:00.803	105.4	1:37.454	98.1	44.808	78.4		3:23.065		5	1:07.879	82.0	1:47.367	85.4	37.754	82.0			3:33.000	
3	1:07.899	80.0	1:47.065	84.5	38.295	82.2		3:33.259		6	1:06.507	72.6	1:49.460	88.1	38.296	80.3			3:34.263	

70 Steve Skipworth (C)									Lotus Europa											
lap	Sect-1	Speed	Sect-2	Speed	Sect-3	Speed	TopSpeed	laptime	pit	lap	Sect-1	Speed	Sect-2	Speed	Sect-3	Speed	Topspeed	laptime	pit	
1		105.8	1:32.380	104.4	35.104	82.3		3:10.403		5	1:05.804	93.2	1:42.024	81.6	37.418	85.7			3:25.246	
2	1:00.737	102.8	1:34.501	82.3	36.529	87.3		3:11.767		6	1:09.487	84.1	1:42.455	70.3	37.373	85.3			3:29.315	
3	1:02.086	90.7	1:39.437	85.7	35.134	90.3		3:16.657		7	1:06.054	88.9	1:43.510	81.8	37.228	84.0			3:26.792	
4	1:03.990	96.0	1:40.108	86.1	36.206	88.5		3:20.304		8										

71 Julian Barter (C)									Lotus Europa											
lap	Sect-1	Speed	Sect-2	Speed	Sect-3	Speed	TopSpeed	laptime	pit	lap	Sect-1	Speed	Sect-2	Speed	Sect-3	Speed	Topspeed	laptime	pit	
1		113.6	1:20.289	112.2	31.584	100.6		2:46.159		5	56.109	113.9	1:29.444	103.6	32.853	99.5			2:58.406	
2	52.732	114.5	1:23.027	108.6	31.817	100.9		2:47.576		6	56.861	113.6	1:30.838	99.3	33.204	100.4			3:00.903	
3	54.173	114.5	1:27.240	102.5	32.245	101.3		2:53.658		7	57.885	95.9	1:34.475	101.1	33.875	86.2			3:06.235	
4	56.041	113.4	1:29.479	102.8	32.604	101.2		2:58.124		8										



Session Start: 13:59:06 - Finish: 14:19:36
Weather/Track Conditions: Rain / Wet
Circuit: Silverstone Historic Grand Prix
Track Length: 5.857 Km - 3.6394 miles

Silverstone International Trophy - 21 - 22 May 2016

70's Road Sports

Race 1 - Sector Analysis

76 David Erwin (D)								Alfa Romeo 2000 GTV											
lap	Sect-1	Speed	Sect-2	Speed	Sect-3	Speed	TopSpeed	laptime	pit	lap	Sect-1	Speed	Sect-2	Speed	Sect-3	Speed	Topspeed	laptime	pit
1					36.774			3:24.269		4			92.6		38.223			3:29.675	
2				91.3				3:22.011		5				91.2	38.627			3:31.330	
3				92.1				3:29.645		6				90.1	38.581			3:28.972	


77 Simon Holmesmith (D)								Alfa Romeo 2000 GTV											
lap	Sect-1	Speed	Sect-2	Speed	Sect-3	Speed	TopSpeed	laptime	pit	lap	Sect-1	Speed	Sect-2	Speed	Sect-3	Speed	Topspeed	laptime	pit
1				84.7				3:36.037		4			89.5		37.223	86.1		3:42.492	
2				89.1				3:23.538		5				84.3	38.103	81.2		3:34.780	
3				86.8				3:30.658		6				88.0	38.671	77.7		3:39.500	

80 David Lane (D)								Jensen Healey											
lap	Sect-1	Speed	Sect-2	Speed	Sect-3	Speed	TopSpeed	laptime	pit	lap	Sect-1	Speed	Sect-2	Speed	Sect-3	Speed	Topspeed	laptime	pit
1		107.0	1:42.492	92.9	37.648	86.5		3:31.177		4	1:08.255	87.7	1:48.278	88.8	38.519	79.5		3:35.052	
2	59.486	104.5	1:43.049	92.3	38.540	78.5		3:21.075		5	1:10.714	89.0	1:52.291	84.1	39.190	80.3		3:42.195	
3	1:09.371	83.9	1:49.273	85.1	38.743	80.2		3:37.387		6	1:08.318	87.3	1:51.681	87.3	39.691	75.9		3:39.690	

92 Brian Jarvis (D)								Porsche 924											
lap	Sect-1	Speed	Sect-2	Speed	Sect-3	Speed	TopSpeed	laptime	pit	lap	Sect-1	Speed	Sect-2	Speed	Sect-3	Speed	Topspeed	laptime	pit
1		109.5	1:28.073	104.0	34.641	93.6		3:01.468		5	1:01.901	102.1	1:39.299	94.0	36.552	88.8		3:17.752	
2	58.486	104.5	1:35.746	94.5	34.681	95.0		3:08.913		6	1:04.241	103.2	1:38.740	90.0	35.127	93.4		3:18.108	
3	1:00.846	101.2	1:36.842	99.7	34.602	94.4		3:12.290		7	1:02.795	100.2	1:39.003	92.4	35.920	93.4		3:17.718	
4	1:02.464	98.0	1:41.177	87.8	35.223	92.6		3:18.864		8									

131 Mark Bennett (A)								MG B											
lap	Sect-1	Speed	Sect-2	Speed	Sect-3	Speed	TopSpeed	laptime	pit	lap	Sect-1	Speed	Sect-2	Speed	Sect-3	Speed	Topspeed	laptime	pit
1		109.8	1:29.590	94.9	36.224	91.3		3:12.687		5	1:02.609	98.8	1:40.072	91.2	36.008	86.5		3:18.689	
2	58.794	101.2	1:33.862	88.2	36.458	85.7		3:09.114		6	1:03.812	96.7	1:41.159	92.3	37.800	81.0		3:22.771	
3	1:01.111	102.6	1:38.410	97.1	36.190	85.5		3:15.711		7	1:03.534	98.0	1:43.039	88.4	37.107	80.1		3:23.680	
4	1:03.067	101.5	1:40.676	95.5	36.412	87.9		3:20.155		8									

180 Gary Fletcher (I)								Vauxhall Firenza											
lap	Sect-1	Speed	Sect-2	Speed	Sect-3	Speed	TopSpeed	laptime	pit	lap	Sect-1	Speed	Sect-2	Speed	Sect-3	Speed	Topspeed	laptime	pit
1		104.5	1:45.531	93.5	35.451	90.1		3:28.711		4	1:03.807	92.8	1:44.484	89.1	37.255	86.5		3:25.546	
2	1:00.108	102.9	1:38.153	92.3	36.389	88.3		3:14.650		5	1:07.195	96.6	1:43.504	88.3	37.181	86.8		3:27.880	
3	1:03.576	94.5	1:43.380	90.9	36.408	87.0		3:23.364		6									



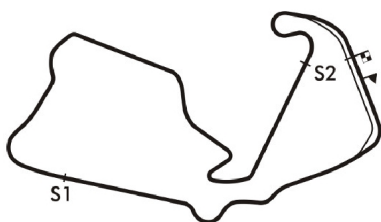
Session Start: 13:59:06 - Finish: 14:19:36
Weather/Track Conditions: Rain / Wet
Circuit: Silverstone Historic Grand Prix
Track Length: 5.857 Km - 3.6394 miles

Silverstone International Trophy - 21 - 22 May 2016

70's Road Sports

Race 1 - Best Sector Times

POS	NO	DRIVER/S	Sector 1			Sector 2			Sector 3			IDEAL LAP	BEST LAP	On
			TIME	LAP	POS	TIME	LAP	POS	TIME	LAP	POS			
1	71	Julian Barter	52.732	2	1	1:20.289	1	1	31.584	1	1	2:44.605	2:46.159	1
2	24	Charles Barter	53.849	2	2	1:21.348	1	2	31.624	1	2	2:46.821	2:47.383	1
3	19	William Leverett	54.318	2	3	1:24.373	1	4	32.640	2	3	2:51.331	2:51.346	1
4	30	John Williams	54.594	2	4	1:26.001	1	5	32.887	3	4	2:53.482	2:55.690	1
5	1	Jim Dean	55.106	2	5	1:23.940	1	3	33.071	1	5	2:52.117	2:54.787	1
6	65	Steve Cooke	57.931	2	8	1:28.553	1	8	34.485	2	11	3:00.969	3:04.366	2
7	26	Paul Stafford	57.846	2	7	1:27.833	1	6	33.714	2	6	2:59.393	3:03.761	1
8	92	Brian Jarvis	58.486	2	9	1:28.073	1	7	34.602	3	12	3:01.161	3:01.468	1
9	27	Chris Fisher	58.889	2	12	1:29.334	1	10	33.941	1	8	3:02.164	3:05.626	1
10	57	Mark Oldfield	57.681	2	6	1:32.027	2	16	34.473	1	10	3:04.181	3:05.093	2
11	8	Barry Davison	59.233	2	14	1:29.195	1	9	33.812	1	7	3:02.240	3:03.392	1
12	58	Robert Barter	59.180	2	13	1:29.509	1	11	35.096	2	17	3:03.785	3:08.591	2
13	21	Will Morton							34.769	1	14		3:09.411	2
14	131	Mark Bennett	58.794	2	11	1:29.590	1	12	36.008	5	24	3:04.392	3:09.114	2
15	20	Mark Leverett	58.777	2	10	1:31.081	1	14	34.950	2	16	3:04.808	3:07.853	2
16	70	Steve Skipworth	1:00.737	2	21	1:32.380	1	17	35.104	1	18	3:08.221	3:10.403	1
17	33	Matthew Nichols	59.737	2	18	1:34.653	1	18	36.078	4	25	3:10.468	3:14.714	2
18	6	Johan Denekamp	59.368	2	15	1:31.499	1	15	34.751	1	13	3:05.618	3:08.652	1
19	54	Steven Camplin	1:02.097	2	25	1:40.456	2	27	35.880	3	23	3:18.433	3:18.527	2
20	7	David Tomkinson	1:02.978	2	28	1:39.565	2	26	36.081	6	26	3:18.624	3:19.990	2
21	12	Neil Brown	1:01.034	2	24	1:38.421	1	23	35.525	1	20	3:14.980	3:18.776	2
22	18	Martin Dyson	1:04.468	2	29	1:37.876	2	20	35.859	2	22	3:18.203	3:18.203	2
23	55	Stephen Bellerby	1:00.988	2	23	1:38.974	2	25	36.562	2	28	3:16.524	3:16.524	2
24	76	David Erwin							36.774	1	29		3:22.011	2
25	10	Nigel Ashley	1:00.506	2	20	1:38.781	1	24	36.255	1	27	3:15.542	3:21.296	2
26	67	Tim Hayes	1:00.803	2	22	1:37.454	2	19	35.792	1	21	3:14.049	3:23.065	2
27	25	William Jenkins	1:02.591	2	26	1:38.300	2	22	36.876	6	30	3:17.767	3:18.079	2
28	80	David Lane	59.486	2	17	1:42.492	1	28	37.648	1	32	3:19.626	3:21.075	2
29	77	Simon Holmesmith							37.223	4	31		3:23.538	2
30	35	Robert Gate							34.426	2	9		3:00.846	2
31	180	Gary Fletcher	1:00.108	2	19	1:38.153	2	21	35.451	1	19	3:13.712	3:14.650	2
32	17	Stephen Moore	59.465	2	16	1:30.787	1	13	34.906	1	15	3:05.158	3:08.724	2
33	49	Peter Richards	1:02.933	1	27	1:52.205	1	29	38.604	1	33	3:33.742	3:37.923	1



Session Start: 13:59:06 - Finish: 14:19:36
Weather/Track Conditions: Rain / Wet
Circuit: Silverstone Historic Grand Prix
Track Length: 5.857 Km - 3.6394 miles




Silverstone International Trophy - 21 - 22 May 2016

70's Road Sports

Race 1 - Best Sector Speeds

	NO	SECTOR 1	MPH	NO	SECTOR 2	MPH	NO	SECTOR 3	MPH
1	24	Charles Barter	120.7	19	William Leverett	115.5	19	William Leverett	102.8
2	19	William Leverett	120.5	24	Charles Barter	114.5	24	Charles Barter	101.3
3	8	Barry Davison	117.9	71	Julian Barter	112.2	71	Julian Barter	101.3
4	1	Jim Dean	117.7	1	Jim Dean	112.0	30	John Williams	99.9
5	30	John Williams	115.9	8	Barry Davison	110.2	1	Jim Dean	97.6
6	58	Robert Barter	114.7	30	John Williams	109.5	35	Robert Gate	97.6
7	71	Julian Barter	114.5	20	Mark Leverett	107.5	8	Barry Davison	96.4
8	20	Mark Leverett	110.4	58	Robert Barter	107.5	92	Brian Jarvis	95.0
9	26	Paul Stafford	110.0	12	Neil Brown	105.8	54	Steven Camplin	94.1
10	131	Mark Bennett	109.8	26	Paul Stafford	104.7	26	Paul Stafford	93.0
11	92	Brian Jarvis	109.5	70	Steve Skipworth	104.4	58	Robert Barter	92.8
12	6	Johan Denekamp	108.8	35	Robert Gate	104.2	65	Steve Cooke	92.5
13	65	Steve Cooke	108.4	92	Brian Jarvis	104.0	131	Mark Bennett	91.3
14	10	Nigel Ashley	108.2	10	Nigel Ashley	101.5	25	William Jenkins	90.8
15	67	Tim Hayes	107.7	57	Mark Oldfield	101.1	57	Mark Oldfield	90.6
16	80	David Lane	107.0	6	Johan Denekamp	100.6	17	Stephen Moore	90.3
17	12	Neil Brown	106.5	21	Will Morton	100.3	70	Steve Skipworth	90.3
18	57	Mark Oldfield	106.0	67	Tim Hayes	100.3	27	Chris Fisher	90.1
19	70	Steve Skipworth	105.8	65	Steve Cooke	99.0	180	Gary Fletcher	90.1
20	55	Stephen Bellerby	105.5	17	Stephen Moore	98.0	21	Will Morton	90.0
21	180	Gary Fletcher	104.5	131	Mark Bennett	97.1	20	Mark Leverett	89.8
22	17	Stephen Moore	104.4	27	Chris Fisher	96.7	33	Matthew Nichols	89.5
23	33	Matthew Nichols	103.6	7	David Tomkinson	94.9	55	Stephen Bellerby	89.2
24	54	Steven Camplin	101.5	54	Steven Camplin	94.3	7	David Tomkinson	89.0
25	25	William Jenkins	100.9	180	Gary Fletcher	93.5	12	Neil Brown	88.9
26	7	David Tomkinson	98.5	25	William Jenkins	93.2	6	Johan Denekamp	86.5
27	27	Chris Fisher	98.5	80	David Lane	92.9	80	David Lane	86.5
28	49	Peter Richards	96.0	55	Stephen Bellerby	92.6	77	Simon Holmesmith	86.1
29	18	Martin Dyson	89.2	76	David Erwin	92.6	10	Nigel Ashley	85.9
30	21	Will Morton	80.9	33	Matthew Nichols	92.4	67	Tim Hayes	85.6
31	35	Robert Gate	0.0	18	Martin Dyson	90.7	18	Martin Dyson	85.5
32	76	David Erwin	0.0	77	Simon Holmesmith	89.5	49	Peter Richards	76.8
33	77	Simon Holmesmith	0.0	49	Peter Richards	75.2	76	David Erwin	52.5



Session Start: 13:59:06 - Finish: 14:19:36

Weather/Track Conditions: Rain / Wet

Circuit: Silverstone Historic Grand Prix

Track Length: 5.857 Km - 3.6394 miles



Silverstone International Trophy - 21 - 22 May 2016

70's Road Sports

Race 1 - Lap Chart

Lap 1			Lap 2			Lap 3			Lap 4			Lap 5			Lap 6		
NO	Behind	Laptime	NO	Behind	Laptime	NO	Behind	Laptime	NO	Behind	Laptime	NO	Behind	Laptime	NO	Behind	Laptime
71		2:46.159	71		2:47.576	71		2:53.658	71		2:58.124	71		2:58.406	71		3:00.903
24	1.224	2:47.383	24	4.582	2:50.934	24	6.199	2:55.275	24	4.285	2:56.210	24	5.591	2:59.712	24	8.989	3:04.301
19	5.187	2:51.346	19	11.337	2:53.726	19	17.700	3:00.021	19	20.831	3:01.255	19	27.591	3:05.166	80	1 LAP	3:42.195
1	8.628	2:54.787	30	20.106	2:58.151	30	26.551	3:00.103	30	30.721	3:02.294	30	34.927	3:02.612	77	1 LAP	3:34.780
30	9.531	2:55.690	1	21.227	3:00.175	1	33.420	3:05.851	1	46.808	3:11.512	1	1:02.816	3:14.414	19	34.444	3:07.756
92	15.309	3:01.468	26	33.817	3:03.791	26	53.197	3:13.038	65	1:09.624	3:13.808	8	1:25.932	3:13.788	30	39.995	3:05.971
8	17.233	3:03.392	65	35.254	3:04.366	65	53.940	3:12.344	8	1:10.550	3:12.213	65	1:27.966	3:16.748	1	1:16.232	3:14.319
26	17.602	3:03.761	92	36.646	3:08.913	92	55.278	3:12.290	26	1:12.025	3:16.952	26	1:28.952	3:15.333	8	1:41.685	3:16.656
65	18.464	3:04.623	27	37.718	3:05.827	8	56.461	3:10.767	27	1:15.470	3:16.410	27	1:35.233	3:18.169	65	1:44.110	3:17.047
27	19.467	3:05.626	8	39.352	3:09.695	27	57.184	3:13.124	92	1:16.018	3:18.864	92	1:35.364	3:17.752	26	1:45.331	3:17.282
6	22.493	3:08.652	20	43.371	3:07.853	58	1:02.763	3:12.087	35	1:24.807	3:12.892	57	1:44.217	3:13.812	92	1:52.569	3:18.108
20	23.094	3:09.253	58	44.334	3:08.591	20	1:07.914	3:18.201	57	1:28.811	3:18.528	58	1:45.530	3:14.571	27	1:53.942	3:19.612
58	23.319	3:09.478	17	45.502	3:08.724	57	1:08.407	3:13.927	58	1:29.365	3:24.726	20	1:50.115	3:18.493	57	2:00.327	3:17.013
70	24.244	3:10.403	21	46.799	3:09.411	21	1:09.413	3:16.272	20	1:30.028	3:20.238	21	1:51.752	3:18.471	58	2:08.909	3:24.282
17	24.354	3:10.513	131	48.066	3:09.114	35	1:10.039	3:12.048	21	1:31.687	3:20.398	131	1:52.433	3:18.689	20	2:13.695	3:24.483
21	24.964	3:11.123	57	48.138	3:05.093	131	1:10.119	3:15.711	131	1:32.150	3:20.155	70	2:00.454	3:25.246	131	2:14.301	3:22.771
131	26.528	3:12.687	70	48.435	3:11.767	70	1:11.434	3:16.657	70	1:33.614	3:20.304	33	2:14.608	3:26.813	21	2:15.424	3:24.575
33	30.421	3:16.580	35	51.649	3:00.846	33	1:23.434	3:19.533	6	1:45.787	3:19.034	6	2:28.244	3:40.863	70	2:28.866	3:29.315
57	30.621	3:16.780	33	57.559	3:14.714	6	1:24.877	3:17.746	33	1:46.201	3:20.891	180	2:36.228	3:27.880	35	1 LAP	7:06.474
12	36.805	3:22.964	6	1:00.789	3:25.872	17	1:32.989	3:41.145	180	2:06.754	3:25.546	54	2:44.043	3:25.568	33	2:42.681	3:28.976
76	38.110	3:24.269	12	1:08.005	3:18.776	180	1:39.332	3:23.364	12	2:15.243	3:33.452	12	2:46.115	3:29.278	6	3:05.273	3:37.932
10	38.361	3:24.520	180	1:09.626	3:14.650	12	1:39.915	3:25.568	54	2:16.881	3:26.222	25	2:46.585	3:24.545			
35	38.379	3:24.538	10	1:12.081	3:21.296	55	1:45.759	3:24.796	55	2:17.902	3:30.267	7	2:47.388	3:25.603			
67	38.709	3:24.868	76	1:12.545	3:22.011	76	1:48.532	3:29.645	76	2:20.083	3:29.675	55	2:48.064	3:28.568			
180	42.552	3:28.711	67	1:14.198	3:23.065	54	1:48.783	3:25.146	7	2:20.191	3:26.241	18	2:50.886	3:27.614			
80	45.018	3:31.177	55	1:14.621	3:16.524	10	1:51.108	3:32.685	25	2:20.446	3:26.978	76	2:53.007	3:31.330			
55	45.673	3:31.832	54	1:17.295	3:18.527	25	1:51.592	3:26.286	18	2:21.678	3:26.793	10	2:54.904	3:30.226			
54	46.344	3:32.503	80	1:18.517	3:21.075	7	1:52.074	3:26.760	10	2:23.084	3:30.100	67	2:58.999	3:33.000			
7	46.558	3:32.717	25	1:18.964	3:18.079	18	1:53.009	3:27.237	67	2:24.405	3:28.730						
25	48.461	3:34.620	7	1:18.972	3:19.990	67	1:53.799	3:33.259	80	2:39.174	3:35.052						
18	48.803	3:34.962	18	1:19.430	3:18.203	80	2:02.246	3:37.387	77	2:47.208	3:42.492						
77	49.878	3:36.037	77	1:25.840	3:23.538	77	2:02.840	3:30.658									
49	51.764	3:37.923	49	1:59.773	3:55.585												

Session Start: 13:59:06 - Finish: 14:19:36

Weather/Track Conditions: Rain / Wet

Circuit: Silverstone Historic Grand Prix

Track Length: 5.857 Km - 3.6394 miles

Silverstone International Trophy - 21 - 22 May 2016

70's Road Sports

Race 1 - Lap Chart

Lap 7		
NO	Behind	Laptime
71		3:06.235
54	1 LAP	3:23.539
7	1 LAP	3:23.859
24	6.852	3:04.098
12	1 LAP	3:32.168
18	1 LAP	3:28.090
55	1 LAP	3:32.164
76	1 LAP	3:28.972
10	1 LAP	3:30.548
67	1 LAP	3:34.263
19	35.448	3:07.239
30	40.730	3:06.970
25	1 LAP	4:09.456
80	1 LAP	3:39.690
77	1 LAP	3:39.500
1	1:23.413	3:13.416
65	1:54.065	3:16.190
26	1:54.511	3:15.415
92	2:04.052	3:17.718
27	2:05.274	3:17.567
57	2:17.421	3:23.329
8	2:22.355	3:46.905
58	2:28.249	3:25.575
21	2:29.375	3:20.186
131	2:31.746	3:23.680
20	2:33.501	3:26.041
35	1 LAP	3:16.067
70	2:49.423	3:26.792
33	3:05.557	3:29.111
6	3:43.562	3:44.524

Session Start: 13:59:06 - Finish: 14:19:36
Weather/Track Conditions: Rain / Wet
Circuit: Silverstone Historic Grand Prix
Track Length: 5.857 Km - 3.6394 miles

Silverstone International Trophy - 21 - 22 May 2016

Historic Formula Junior Qualifying for Race 2 - Classification

Sheet No:

POS	NO	DRIVER/S	CLASS	CLASS POS	CAR MAKE / MODEL	TIME	ON	LAPS	GAP	DIFF	MPH
1	166	Cameron Jackson	E1	1	Brabham BT2	2:55.324	4	7			74.73
2	69	Stuart Roach	E1	2	Alexis Mk4	2:56.803	4	7	1.479	1.479	74.10
3	187	Jack Woodhouse	E1	3	Brabham BT6	2:57.365	7	7	2.041	0.562	73.87
4	53	Sam Wilson	E1	4	Lotus 20/22	2:57.776	4	6	2.452	0.411	73.70
5	54	Alex Ames	E1	5	Lotus 22	2:57.846	5	5	2.522	0.070	73.67
6	68	James Murray	E1	6	Lola Mk5A	2:58.284	7	7	2.960	0.438	73.49
7	79	Andrew Hibberd	E1	7	Lotus 22	3:02.705	4	6	7.381	4.421	71.71
8	75	Alex Morton	E1	8	Lightning Envoyette	3:03.411	5	6	8.087	0.706	71.43
9	181	Gregory Thornton	E1	9	Lotus 20/22	3:04.637	4	6	9.313	1.226	70.96
10	87	Andrew Wilkinson	D2	1	Lynx T3	3:05.112	6	7	9.788	0.475	70.78
11	70	John Fyda	E1	10	Brabham BT6	3:05.532	5	6	10.208	0.420	70.62
12	84	Mark Woodhouse	E1	11	Lotus 20/22	3:06.167	3	6	10.843	0.635	70.38
13	146	Nick Finburgh	C2	1	Envoy MK1	3:06.702	4	7	11.378	0.535	70.17
14	80	Nick Fennell	E1	12	Lotus 27	3:07.771	5	6	12.447	1.069	69.78
15	82	Andrew Garside	E1	13	Lotus 20/22	3:07.968	5	6	12.644	0.197	69.70
16	72	Chris Chilcott	E1	14	Brabham BT2	3:08.344	3	6	13.020	0.376	69.56
17	58	Richard Smeeton	E1	15	Wainer	3:08.527	3	6	13.203	0.183	69.50
18	86	Steve Jones	E2	1	Cooper T67	3:08.874	3	6	13.550	0.347	69.37
19	66	Peter Morton	D2	2	Ausper T3	3:09.871	5	6	14.547	0.997	69.00
20	46	Chris Alford	C2	2	Elva 200	3:10.727	6	6	15.403	0.856	68.69
21	37	Andrew Taylor	C2	3	Cooper T56	3:11.375	3	6	16.051	0.648	68.46
22	83	Jonathan Fyda	D2	3	U2 Mk3	3:12.198	3	6	16.874	0.823	68.17
23	14	Crispian Besley	C2	4	Cooper T56	3:12.386	6	6	17.062	0.188	68.10
24	98	Chris Merrick	E1	16	Cooper T59	3:16.482	3	6	21.158	4.096	66.68
25	88	Lukas Halusa	D2	4	Lotus 20	3:20.056	4	6	24.732	3.574	65.49
26	128	Anthony Goddard	I	1	Cooper T56/53	3:20.495	3	6	25.171	0.439	65.35
27	30	Trevor Griffiths	C2	5	Emeryson FJ	3:21.915	6	6	26.591	1.420	64.89
28	81	Stephen Futter	D2	5	Lotus 20	3:22.294	5	5	26.970	0.379	64.77
29	38	Gil Duffy	C2	6	Kieft FJ	3:23.221	6	6	27.897	0.927	64.47
30	93	Rudolf Ernst	E1	17	Brabham BT2	3:23.314	5	6	27.990	0.093	64.44
31	172	Tom De Gres	E2	2	Cooper T59	3:23.514	6	6	28.190	0.200	64.38
32	194	Johannes Kistler	E1	18	Lotus 22	3:27.467	6	6	32.143	3.953	63.15
33	26	Roger Dexter	B2	1	Elva 100	3:31.350	4	6	36.026	3.883	61.99
34	89	Mike Peck	D2	6	Tojeiro FJ	3:31.415	6	6	36.091	0.065	61.97
35	34	James Owen	B2	2	Gemini Mk2	3:32.234	5	5	36.910	0.819	61.73
36	28	Colin McKay	B2	3	Gemini Mk2	3:34.643	3	5	39.319	2.409	61.04
37	90	Andrew Hayden	E1	19	Lotus 22	3:37.605	3	5	42.281	2.962	60.21
38	47	Richard Utley	C1	1	Caravelle Mk1	3:39.083	3	5	43.759	1.478	59.80
39	40	Christopher Wilks	C2	7	Deep Sanderson DS104	3:40.663	3	5	45.339	1.580	59.37
40	97	Hans Ciers	D2	7	Lotus 20	4:05.168	2	5	1:09.8	24.505	53.44
41	39	Simon Durling	C1	2	Lotus 18			2			0.00

Car 53 requires a working transponder - Regulation Q.12.2.1 refers.

Session Start: 09:29:24 - Finish: 09:49:26

Weather/Track Conditions: Drizzle / Damp

Circuit: Silverstone Historic Grand Prix

Track Length: 5.857 Km - 3.6394 miles

ALL RACES AT THIS EVENT WILL HAVE A ROLLING START

These results are provisional until the conclusion of any judicial and technical matters.

Clerk of the Course: <div style="text-align: right;">Julian Floyd</div>	Timekeeper: <div style="text-align: right;">Nick Palmer</div>	Issued at:
--	--	------------

Silverstone International Trophy - 21 - 22 May 2016

Historic Formula Junior

Qualifying for Race 2 - Sector Analysis

14 Crispian Besley (C2)									Cooper T56								
lap	Sect-1	Speed	Sect-2	Speed	Sect-3	Speed	TopSpeed	laptime pit	lap	Sect-1	Speed	Sect-2	Speed	Sect-3	Speed	Topspeed	laptime pit
1	1:06.745	96.4	1:41.995	85.6	36.868	85.1		3:25.608	4	1:03.183	104.5	1:40.180	84.1	36.649	90.3		3:20.012
2	1:02.523	104.5	1:39.707	93.9	36.879	84.9		3:19.109	5	1:00.512	107.9	1:35.554	88.4	36.473	91.6		3:12.539
3	1:02.555	108.4	1:36.436	93.3	36.661	83.0		3:15.652	6	1:01.188	107.4	1:35.568	94.0	35.630	92.4		3:12.386

26 Roger Dexter (B2)									Elva 100								
lap	Sect-1	Speed	Sect-2	Speed	Sect-3	Speed	TopSpeed	laptime pit	lap	Sect-1	Speed	Sect-2	Speed	Sect-3	Speed	Topspeed	laptime pit
1	1:12.193	89.5	1:50.465	78.2	40.703	75.0		3:43.361	4	1:08.279	92.3	1:44.515	88.3	38.556	82.0		3:31.350
2	1:13.560	88.9	1:50.170	84.9	38.986	81.2		3:42.716	5	1:08.523	91.4	1:47.005	90.4	38.934	77.0		3:34.462
3	1:10.744	91.6	1:46.939	83.9	38.926	80.9		3:36.609	6	1:08.388	92.6	1:45.967	87.3	39.132	78.5		3:33.487

28 Colin McKay (B2)									Gemini Mk2								
lap	Sect-1	Speed	Sect-2	Speed	Sect-3	Speed	TopSpeed	laptime pit	lap	Sect-1	Speed	Sect-2	Speed	Sect-3	Speed	Topspeed	laptime pit
1	1:12.339	73.3	1:57.657	74.6	38.471	82.0		3:48.467	4	1:11.129	77.7	1:48.078	74.7	39.223	76.5		3:38.430
2	1:09.804	79.0	1:49.182	73.6	38.483	78.3		3:37.469	5	1:09.649	78.6	1:48.436	79.3				3:44.823
3	1:09.747	78.3	1:46.659	81.8	38.237	77.2		3:34.643	6								

30 Trevor Griffiths (C2)									Emeryson FJ								
lap	Sect-1	Speed	Sect-2	Speed	Sect-3	Speed	TopSpeed	laptime pit	lap	Sect-1	Speed	Sect-2	Speed	Sect-3	Speed	Topspeed	laptime pit
1	1:10.678	92.6	1:54.135	78.1	40.413	83.4		3:45.226	4	1:08.817	99.9	1:42.495	92.2	36.559	89.7		3:27.871
2	1:06.975	98.1	1:47.803	83.0	37.196	89.2		3:31.974	5	1:03.762	102.3	1:42.229	93.5	36.035	90.5		3:22.026
3	1:03.112	102.9	1:46.746	87.7	38.084	84.6		3:27.942	6	1:03.236	101.8	1:41.432	90.0	37.247	90.0		3:21.915

34 James Owen (B2)									Gemini Mk2								
lap	Sect-1	Speed	Sect-2	Speed	Sect-3	Speed	TopSpeed	laptime pit	lap	Sect-1	Speed	Sect-2	Speed	Sect-3	Speed	Topspeed	laptime pit
1	1:14.703	86.8	2:31.081	52.2				4:39.644	4	1:06.586	97.1	1:57.537	85.4	37.615	83.2		3:41.738
2	Out	83.5	1:54.621	82.6	40.033	78.9		5:00.469 P	5	1:07.705	90.8	1:46.589	88.2	37.940	89.0		3:32.234
3	1:09.562	94.0	1:46.978	91.6	38.059	82.9		3:34.599	6								

37 Andrew Taylor (C2)									Cooper T56								
lap	Sect-1	Speed	Sect-2	Speed	Sect-3	Speed	TopSpeed	laptime pit	lap	Sect-1	Speed	Sect-2	Speed	Sect-3	Speed	Topspeed	laptime pit
1	1:04.584	106.5	1:47.861	93.7	36.651	88.8		3:29.096	4	1:01.002	106.9	1:39.371	89.8	37.143	91.6		3:17.516
2	1:00.924	107.4	1:36.398	100.2	36.017	91.3		3:13.339	5	59.656	108.2	1:36.208	94.3	36.609	93.8		3:12.473
3	1:00.092	110.4	1:35.364	99.9	35.919	93.0		3:11.375	6	1:01.199	110.6	1:36.477	99.6	35.930	93.3		3:13.606

38 Gil Duffy (C2)									Kieft FJ								
lap	Sect-1	Speed	Sect-2	Speed	Sect-3	Speed	TopSpeed	laptime pit	lap	Sect-1	Speed	Sect-2	Speed	Sect-3	Speed	Topspeed	laptime pit
1	1:07.828	97.3	1:48.125	82.2	37.646	92.2		3:33.599	4	1:26.337	93.2	1:41.687	94.7	37.621	90.3		3:45.645
2	1:05.513	99.9	1:44.793	94.8	38.165	91.3		3:28.471	5	1:03.237	98.0	1:43.005	87.3	37.638	91.1		3:23.880
3	1:04.374	95.5	1:44.472	89.4	37.831	89.8		3:26.677	6	1:04.870	95.1	1:41.152	88.8	37.199	87.6		3:23.221

39 Simon Durling (C1)									Lotus 18								
lap	Sect-1	Speed	Sect-2	Speed	Sect-3	Speed	TopSpeed	laptime pit	lap	Sect-1	Speed	Sect-2	Speed	Sect-3	Speed	Topspeed	laptime pit
1	1:08.085	95.9	2:08.746	62.7				4:09.187	2	Out	70.6	2:17.081	58.6	In			7:07.840 P

40 Christopher Wilks (C2)									Deep Sanderson DS104								
lap	Sect-1	Speed	Sect-2	Speed	Sect-3	Speed	TopSpeed	laptime pit	lap	Sect-1	Speed	Sect-2	Speed	Sect-3	Speed	Topspeed	laptime pit
1	1:14.170	80.7	2:06.455	72.1	1:15.979	71.3		4:36.604	4	1:09.463	90.4	1:51.516	86.0	40.045	80.4		3:41.024
2	1:13.292	85.5	1:54.656	78.9	41.762	80.9		3:49.710	5	1:10.932	82.5	1:52.755	89.4	39.499	81.3		3:43.186
3	1:09.488	85.3	1:49.864	89.1	41.311	75.4		3:40.663	6								

46 Chris Alford (C2)									Elva 200								
lap	Sect-1	Speed	Sect-2	Speed	Sect-3	Speed	TopSpeed	laptime pit	lap	Sect-1	Speed	Sect-2	Speed	Sect-3	Speed	Topspeed	laptime pit
1	1:06.852	92.3	1:41.905	89.2	35.806	89.7		3:24.563	4	1:02.138	108.1	1:35.780	100.6	35.002	92.1		3:12.920
2	1:02.496	103.4	1:37.663	102.0	35.090	89.5		3:15.249	5	2:30.703	100.0	1:44.916	92.8	36.546	87.9		4:52.165
3	1:01.088	108.1	1:35.723	104.7	35.502	89.7		3:12.313	6	1:02.506	103.4	1:33.955	103.1	34.266	91.5		3:10.727



Silverstone International Trophy - 21 - 22 May 2016

Historic Formula Junior

Qualifying for Race 2 - Sector Analysis

47 Richard Utley (C1)									Caravelle Mk1										
lap	Sect-1	Speed	Sect-2	Speed	Sect-3	Speed	TopSpeed	laptime	pit	lap	Sect-1	Speed	Sect-2	Speed	Sect-3	Speed	Topspeed	laptime	pit
1				72.9	41.607	76.2		4:02.318		4				76.1	40.867	76.1		4:12.295	
2				80.4	40.513	<u>80.3</u>		3:42.805		5				<u>82.1</u>	39.833	79.0		4:14.339	
3				81.5	39.430	75.2		3:39.083		6									

53 Sam Wilson (E1)									Lotus 20/22										
lap	Sect-1	Speed	Sect-2	Speed	Sect-3	Speed	TopSpeed	laptime	pit	lap	Sect-1	Speed	Sect-2	Speed	Sect-3	Speed	Topspeed	laptime	pit
1								6:06.678		4								2:57.776	
2								2:59.065		5								3:00.330	
3								3:00.155		6								2:58.605	

54 Alex Ames (E1)									Lotus 22										
lap	Sect-1	Speed	Sect-2	Speed	Sect-3	Speed	TopSpeed	laptime	pit	lap	Sect-1	Speed	Sect-2	Speed	Sect-3	Speed	Topspeed	laptime	pit
1	1:02.656	108.1	1:38.516	95.9	35.067	94.6		3:16.239		4	56.533	113.4	1:33.099	103.2	33.303	<u>101.2</u>		3:02.935	
2	58.117	106.9	1:31.297	105.7	33.692	100.3		3:03.106		5	55.670	115.1	1:29.503	<u>106.5</u>	32.673	100.7		2:57.846	
3	56.621	<u>115.5</u>	1:31.160	104.4	33.357	99.5		3:01.138		6									

58 Richard Smeeton (E1)									Wainer										
lap	Sect-1	Speed	Sect-2	Speed	Sect-3	Speed	TopSpeed	laptime	pit	lap	Sect-1	Speed	Sect-2	Speed	Sect-3	Speed	Topspeed	laptime	pit
1	1:06.138	92.1	1:48.292	90.8	37.264	90.3		3:31.694		4	1:00.873	115.3	1:34.333	97.0	35.562	88.2		3:10.768	
2	1:03.130	112.8	1:35.855	97.5	34.494	<u>91.1</u>		3:13.479		5	1:00.856	110.0	1:35.626	98.4	35.214	88.9		3:11.696	
3	59.207	<u>116.5</u>	1:33.701	99.4	35.619	88.3		3:08.527		6	1:01.277	113.9	1:32.733	<u>100.2</u>	35.077	89.7		3:09.087	


66 Peter Morton (D2)									Ausper T3										
lap	Sect-1	Speed	Sect-2	Speed	Sect-3	Speed	TopSpeed	laptime	pit	lap	Sect-1	Speed	Sect-2	Speed	Sect-3	Speed	Topspeed	laptime	pit
1	1:08.000	97.5	1:57.678	79.7	37.583	88.8		3:43.261		4	1:02.515	<u>108.9</u>	1:38.296	93.5	34.859	95.3		3:15.670	
2	1:03.446	93.1	1:41.120	87.4	35.397	95.2		3:19.963		5	59.123	106.7	1:36.119	95.5	34.629	<u>97.9</u>		3:09.871	
3	1:00.150	108.2	1:35.493	95.5	35.255	91.6		3:10.898		6	1:00.530	106.5	1:35.009	<u>97.3</u>	34.570	96.0		3:10.109	

68 James Murray (E1)									Lola Mk5A										
lap	Sect-1	Speed	Sect-2	Speed	Sect-3	Speed	TopSpeed	laptime	pit	lap	Sect-1	Speed	Sect-2	Speed	Sect-3	Speed	Topspeed	laptime	pit
1	1:02.712	109.7	1:36.295	90.4	34.797	99.0		3:13.804		5	56.202	<u>115.9</u>	1:29.727	<u>109.8</u>	33.547	99.8		2:59.476	
2	58.797	115.3	1:34.790	96.1	34.097	98.0		3:07.684		6	56.536	113.9	1:39.175	101.7	33.533	92.8		3:09.244	
3	57.777	115.7	1:39.669	89.5	33.909	99.8		3:11.355		7	56.794	115.7	1:28.245	105.8	33.245	<u>102.6</u>		2:58.284	
4	56.965	<u>115.9</u>	1:31.141	103.6	34.339	99.8		3:02.445		8									

69 Stuart Roach (E1)									Alexis Mk4										
lap	Sect-1	Speed	Sect-2	Speed	Sect-3	Speed	TopSpeed	laptime	pit	lap	Sect-1	Speed	Sect-2	Speed	Sect-3	Speed	Topspeed	laptime	pit
1	1:01.919	108.1	1:35.563	92.7	33.981	99.0		3:11.463		5	55.226	<u>117.3</u>	1:29.035	102.8	32.785	90.8		2:57.046	
2	58.258	114.9	1:31.766	102.9	33.322	96.3		3:03.346		6	56.161	112.4	1:31.493	108.6	32.905	100.3		3:00.559	
3	57.126	110.4	1:29.815	107.9	32.680	<u>102.4</u>		2:59.621		7	57.192	115.1	1:28.420	106.5	32.617	99.8		2:58.229	
4	55.453	107.9	1:28.650	<u>111.1</u>	32.700	99.8		2:56.803		8									

70 John Fyda (E1)									Brabham BT6										
lap	Sect-1	Speed	Sect-2	Speed	Sect-3	Speed	TopSpeed	laptime	pit	lap	Sect-1	Speed	Sect-2	Speed	Sect-3	Speed	Topspeed	laptime	pit
1	1:03.992	98.5	1:44.857	96.1	35.835	96.6		3:24.684		4	58.073	116.1	1:34.388	104.0	34.706	96.4		3:07.167	
2	58.873	114.9	1:37.638	104.0	34.454	98.6		3:10.965		5	57.982	114.9	1:34.032	101.5	33.518	97.9		3:05.532	
3	57.413	117.1	1:35.227	<u>106.9</u>	34.088	<u>99.9</u>		3:06.728		6	57.845	<u>119.6</u>	1:34.831	104.4	33.534	99.3		3:06.210	

72 Chris Chilcott (E1)									Brabham BT2										
lap	Sect-1	Speed	Sect-2	Speed	Sect-3	Speed	TopSpeed	laptime	pit	lap	Sect-1	Speed	Sect-2	Speed	Sect-3	Speed	Topspeed	laptime	pit
1	1:06.177	108.2	1:41.204	93.7	36.402	93.2		3:23.783		4	59.645	111.1	1:37.831	83.2	36.174	95.7		3:13.650	
2	1:00.165	106.5	1:36.876	99.4	35.584	92.4		3:12.625		5	58.394	112.4	1:35.250	94.7	34.963	95.9		3:08.607	
3	58.791	109.5	1:34.462	94.0	35.091	92.6		3:08.344		6	1:04.567	<u>113.4</u>	1:32.388	<u>99.6</u>	33.760	<u>99.6</u>		3:10.715	



Session Start: 09:29:24 - Finish: 09:49:26
 Weather/Track Conditions: Drizzle / Damp
 Circuit: Silverstone Historic Grand Prix
 Track Length: 5.857 Km - 3.6394 miles

Silverstone International Trophy - 21 - 22 May 2016

Historic Formula Junior

Qualifying for Race 2 - Sector Analysis

89 Mike Peck (D2)									Tojeiro FJ								
lap	Sect-1	Speed	Sect-2	Speed	Sect-3	Speed	TopSpeed	laptime pit	lap	Sect-1	Speed	Sect-2	Speed	Sect-3	Speed	Topspeed	laptime pit
1	1:12.162	78.9	1:48.994	80.9	39.950	79.7		3:41.106	4	1:12.784	86.5	1:44.763	80.5	38.452	80.5		3:35.999
2	1:10.642	74.2	1:54.394	72.6	41.589	78.6		3:46.625	5	1:06.178	95.7	1:48.012	86.3	38.010	83.7		3:32.200
3	1:07.059	86.4	1:49.789	80.2	39.311	80.6		3:36.159	6	1:07.788	94.8	1:44.685	76.3	38.942	81.4		3:31.415

90 Andrew Hayden (E1)									Lotus 22								
lap	Sect-1	Speed	Sect-2	Speed	Sect-3	Speed	TopSpeed	laptime pit	lap	Sect-1	Speed	Sect-2	Speed	Sect-3	Speed	Topspeed	laptime pit
1	1:15.154	84.1	1:49.681	78.2	39.104	76.6		3:43.939	4	1:18.849	85.1	1:49.716	74.9	42.018	73.0		3:50.583
2	1:07.555	93.6	1:49.110	70.7	42.687	74.1		3:39.352	5	1:11.706	84.4	1:54.631	69.3				3:54.019
3	1:08.208	89.5	1:49.429	70.6	39.968	76.5		3:37.605	6								

93 Rudolf Ernst (E1)									Brabham BT2								
lap	Sect-1	Speed	Sect-2	Speed	Sect-3	Speed	TopSpeed	laptime pit	lap	Sect-1	Speed	Sect-2	Speed	Sect-3	Speed	Topspeed	laptime pit
1	1:08.982	101.5	1:43.837	88.8	37.524	82.6		3:30.343	4	1:03.027	107.0	1:43.452	94.1	37.125	87.2		3:23.604
2	1:04.956	104.5	1:41.561	90.1	39.889	76.5		3:26.406	5	1:02.397	107.7	1:43.130	92.7	37.787	78.1		3:23.314
3	1:04.879	106.4	1:42.024	92.7	36.706	87.8		3:23.609	6	1:06.192	104.0	1:41.063	84.2	38.422	86.2		3:25.677

97 Hans Ciers (D2)									Lotus 20								
lap	Sect-1	Speed	Sect-2	Speed	Sect-3	Speed	TopSpeed	laptime pit	lap	Sect-1	Speed	Sect-2	Speed	Sect-3	Speed	Topspeed	laptime pit
1	1:21.924	66.4	2:04.313	61.8	44.774	63.6		4:11.011	4	1:26.250	57.0	2:05.877	64.3	42.270	70.2		4:14.397
2	1:18.961	64.5	2:02.223	63.2	43.984	65.7		4:05.168	5	1:25.414	58.2	2:03.289	64.0	44.448	61.6		4:13.151
3	1:19.571	52.8	2:14.409	55.8	48.648	63.4		4:22.628	6								


98 Chris Merrick (E1)									Cooper T59								
lap	Sect-1	Speed	Sect-2	Speed	Sect-3	Speed	TopSpeed	laptime pit	lap	Sect-1	Speed	Sect-2	Speed	Sect-3	Speed	Topspeed	laptime pit
1	1:08.316	93.5	1:47.279	83.4	38.088	91.0		3:33.683	4	1:02.577	99.6	1:39.608	92.7	36.345	91.5		3:18.530
2	1:06.224	105.2	1:43.451	83.7	36.754	90.2		3:26.429	5	1:01.547	109.5	1:39.885	101.5	35.548	95.5		3:16.980
3	1:01.613	105.0	1:38.986	93.3	35.883	93.8		3:16.482	6	1:04.030	105.2	1:39.484	86.9	35.467	95.2		3:18.981

128 Anthony Goddard (I)									Cooper T56/53								
lap	Sect-1	Speed	Sect-2	Speed	Sect-3	Speed	TopSpeed	laptime pit	lap	Sect-1	Speed	Sect-2	Speed	Sect-3	Speed	Topspeed	laptime pit
1	1:10.106	81.1	1:50.558	70.6	39.018	88.8		3:39.682	4	1:06.440	96.4	1:40.862	90.0	36.799	89.8		3:24.101
2	1:03.108	101.4	1:42.872	80.4	37.103	90.3		3:23.083	5	1:04.408	97.3	1:42.475	91.7	36.783	89.2		3:23.666
3	1:02.316	98.5	1:40.748	82.6	37.431	88.0		3:20.495	6	1:03.600	93.6	1:47.215	77.9				3:43.079

146 Nick Finburgh (C2)									Envoy MK1								
lap	Sect-1	Speed	Sect-2	Speed	Sect-3	Speed	TopSpeed	laptime pit	lap	Sect-1	Speed	Sect-2	Speed	Sect-3	Speed	Topspeed	laptime pit
1	1:03.535	102.8	1:36.883	95.1	35.242	95.5		3:15.660	5	59.991	101.4	1:33.901	92.1	34.858	96.9		3:08.750
2	59.481	102.5	1:36.839	90.9	34.844	95.0		3:11.164	6	58.626	101.8	1:34.338	91.8	35.037	94.0		3:08.001
3	1:00.185	97.4	1:35.982	89.5	34.619	96.7		3:10.786	7	1:00.746	103.2	1:34.481	92.7	34.753	97.9		3:09.980
4	58.833	105.2	1:32.726	92.3	35.143	96.3		3:06.702	8								

166 Cameron Jackson (E1)									Brabham BT2								
lap	Sect-1	Speed	Sect-2	Speed	Sect-3	Speed	TopSpeed	laptime pit	lap	Sect-1	Speed	Sect-2	Speed	Sect-3	Speed	Topspeed	laptime pit
1	59.097	110.9	1:31.508	94.5	34.224	98.6		3:04.829	5	55.671	113.9	1:28.142	103.7	32.498	102.4		2:56.311
2	56.976	111.3	1:29.433	102.1	33.584	99.3		2:59.993	6	55.570	114.5	1:28.145	106.2	32.433	99.0		2:56.148
3	56.444	113.2	1:28.160	107.5	33.470	100.1		2:58.074	7	1:09.931	110.7	1:27.543	107.9	31.938	101.6		3:09.412
4	55.486	114.5	1:27.075	106.5	32.763	101.0		2:55.324	8								

172 Tom De Gres (E2)									Cooper T59								
lap	Sect-1	Speed	Sect-2	Speed	Sect-3	Speed	TopSpeed	laptime pit	lap	Sect-1	Speed	Sect-2	Speed	Sect-3	Speed	Topspeed	laptime pit
1	1:13.287	83.6	1:49.155	72.9	37.552	84.4		3:39.994	4	1:08.488	86.8	1:42.030	82.8	36.637	84.9		3:27.155
2	1:22.967	72.9	1:47.878	67.4	38.316	76.4		3:49.161	5	1:04.288	89.2	1:43.789	83.7	37.006	84.4		3:25.083
3	1:07.463	81.6	1:44.645	74.3	37.622	74.6		3:29.730	6	1:03.796	91.4	1:42.032	80.2	37.686	82.9		3:23.514



Silverstone International Trophy - 21 - 22 May 2016


Historic Formula Junior

Qualifying for Race 2 - Sector Analysis

181 Gregory Thornton (E1)									Lotus 20/22								
lap	Sect-1	Speed	Sect-2	Speed	Sect-3	Speed	TopSpeed	laptime pit	lap	Sect-1	Speed	Sect-2	Speed	Sect-3	Speed	Topspeed	laptime pit
1	1:03.011	101.4	1:37.919	94.8	35.497	91.3		3:16.427	4	58.316	<u>113.6</u>	1:32.404	<u>108.2</u>	33.917	93.0		3:04.637
2	59.523	105.7	1:35.111	84.0	35.846	94.9		3:10.480	5	58.671	107.2	1:33.349	101.5	<u>33.454</u>	<u>97.4</u>		3:05.474
3	58.853	111.5	<u>1:32.367</u>	100.0	34.008	96.1		3:05.228	6	<u>57.547</u>	105.2	1:33.051	100.0				3:15.817

187 Jack Woodhouse (E1)									Brabham BT6								
lap	Sect-1	Speed	Sect-2	Speed	Sect-3	Speed	TopSpeed	laptime pit	lap	Sect-1	Speed	Sect-2	Speed	Sect-3	Speed	Topspeed	laptime pit
1	1:03.178	108.4	1:37.015	102.6	34.019	97.3		3:14.212	5	56.584	<u>118.6</u>	1:30.148	106.4	33.148	99.3		2:59.880
2	57.842	116.1	1:32.683	106.5	33.569	97.3		3:04.094	6	56.882	116.5	1:31.431	107.2	32.911	99.9		3:01.224
3	56.831	116.7	1:29.411	109.1	33.071	97.1		2:59.313	7	56.616	116.3	1:27.967	110.2	<u>32.782</u>	<u>100.3</u>		2:57.365
4	<u>56.175</u>	117.9	<u>1:27.963</u>	<u>110.9</u>	33.255	98.5		2:57.393	8								

194 Johannes Kistler (E1)									Lotus 22								
lap	Sect-1	Speed	Sect-2	Speed	Sect-3	Speed	TopSpeed	laptime pit	lap	Sect-1	Speed	Sect-2	Speed	Sect-3	Speed	Topspeed	laptime pit
1	1:09.085	87.8	1:53.526	80.5	38.110	88.0		3:40.721	4	<u>1:04.056</u>	92.4	1:48.177	74.7	<u>37.247</u>	82.7		3:29.480
2	1:04.633	87.3	1:50.258	76.0	38.475	79.0		3:33.366	5	1:17.237	84.9	1:49.528	79.9	37.958	84.4		3:44.723
3	1:05.470	86.1	1:48.489	76.3	37.449	<u>88.5</u>		3:31.408	6	1:04.934	<u>101.5</u>	<u>1:44.504</u>	<u>82.8</u>	38.029	81.4		<u>3:27.467</u>

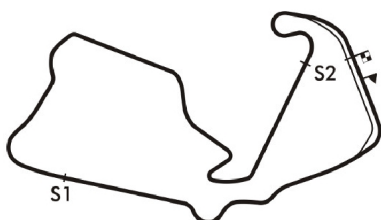


Silverstone International Trophy - 21 - 22 May 2016

Historic Formula Junior

Qualifying for Race 2 - Best Sector Times

POS	NO	DRIVER/S	Sector 1			Sector 2			Sector 3			IDEAL LAP	BEST LAP	On
			TIME	LAP	POS	TIME	LAP	POS	TIME	LAP	POS			
1	166	Cameron Jackson	55.486	4	2	1:27.075	4	1	31.938	7	1	2:54.499	2:55.324	4
2	69	Stuart Roach	55.226	5	1	1:28.420	7	4	32.617	7	2	2:56.263	2:56.803	4
3	187	Jack Woodhouse	56.175	4	4	1:27.963	4	2	32.782	7	4	2:56.920	2:57.365	7
4	53	Sam Wilson											2:57.776	4
5	54	Alex Ames	55.670	5	3	1:29.503	5	5	32.673	5	3	2:57.846	2:57.846	5
6	68	James Murray	56.202	5	5	1:28.245	7	3	33.245	7	5	2:57.692	2:58.284	7
7	79	Andrew Hibberd	57.049	6	6	1:30.501	4	6	34.353	5	15	3:01.903	3:02.705	4
8	75	Alex Morton	57.755	5	9	1:31.679	5	7	33.977	5	11	3:03.411	3:03.411	5
9	181	Gregory Thornton	57.547	6	8	1:32.367	3	9	33.454	5	6	3:03.368	3:04.637	4
10	87	Andrew Wilkinson	58.209	5	11	1:32.866	6	13	33.786	7	10	3:04.861	3:05.112	6
11	70	John Fyda	57.413	3	7	1:34.032	5	15	33.518	5	7	3:04.963	3:05.532	5
12	84	Mark Woodhouse	57.826	5	10	1:32.196	6	8	33.716	6	8	3:03.738	3:06.167	3
13	146	Nick Finburgh	58.626	6	13	1:32.726	4	11	34.619	3	19	3:05.971	3:06.702	4
14	80	Nick Fennell	59.120	4	15	1:34.403	5	17	34.185	5	13	3:07.708	3:07.771	5
15	82	Andrew Garside	58.919	5	14	1:34.293	4	16	34.517	6	17	3:07.729	3:07.968	5
16	72	Chris Chilcott	58.394	5	12	1:32.388	6	10	33.760	6	9	3:04.542	3:08.344	3
17	58	Richard Smeeton	59.207	3	17	1:32.733	6	12	34.494	2	16	3:06.434	3:08.527	3
18	86	Steve Jones	59.414	3	18	1:35.305	3	19	34.155	3	12	3:08.874	3:08.874	3
19	66	Peter Morton	59.123	5	16	1:35.009	6	18	34.570	6	18	3:08.702	3:09.871	5
20	46	Chris Alford	1:01.088	3	22	1:33.955	6	14	34.266	6	14	3:09.309	3:10.727	6
21	37	Andrew Taylor	59.656	5	19	1:35.364	3	20	35.919	3	24	3:10.939	3:11.375	3
22	83	Jonathan Fyda	59.762	5	20	1:36.413	3	22	35.502	4	22	3:11.677	3:12.198	3
23	14	Crispian Besley	1:00.512	5	21	1:35.554	5	21	35.630	6	23	3:11.696	3:12.386	6
24	98	Chris Merrick	1:01.547	5	24	1:38.986	3	24	35.467	6	20	3:16.000	3:16.482	3
25	88	Lukas Halusa	1:01.144	5	23	1:38.968	3	23	36.979	5	29	3:17.091	3:20.056	4
26	128	Anthony Goddard	1:02.316	3	25	1:40.748	3	26	36.783	5	28	3:19.847	3:20.495	3
27	30	Trevor Griffiths	1:03.112	3	27	1:41.432	6	29	36.035	5	25	3:20.579	3:21.915	6
28	81	Stephen Futter	1:03.772	4	29	1:40.582	5	25	35.483	5	21	3:19.837	3:22.294	5
29	38	Gil Duffy	1:03.237	5	28	1:41.152	6	28	37.199	6	30	3:21.588	3:23.221	6
30	93	Rudolf Ernst	1:02.397	5	26	1:41.063	6	27	36.706	3	27	3:20.166	3:23.314	5
31	172	Tom De Gres	1:03.796	6	30	1:42.030	4	30	36.637	4	26	3:22.463	3:23.514	6
32	194	Johannes Kistler	1:04.056	4	31	1:44.504	6	31	37.247	4	31	3:25.807	3:27.467	6
33	26	Roger Dexter	1:08.279	4	36	1:44.515	4	32	38.556	4	35	3:31.350	3:31.350	4
34	89	Mike Peck	1:06.178	5	32	1:44.685	6	33	38.010	5	33	3:28.873	3:31.415	6
35	34	James Owen	1:06.586	4	33	1:46.589	5	34	37.615	4	32	3:30.790	3:32.234	5
36	28	Colin McKay	1:09.649	5	38	1:46.659	3	35	38.237	3	34	3:34.545	3:34.643	3
37	90	Andrew Hayden	1:07.555	2	34	1:49.110	2	36	39.104	1	36	3:35.769	3:37.605	3
38	47	Richard Utley							39.430	3	37		3:39.083	3
39	40	Christopher Wilks	1:09.463	4	37	1:49.864	3	37	39.499	5	38	3:38.826	3:40.663	3
40	97	Hans Ciers	1:18.961	2	39	2:02.223	2	38	42.270	4	39	4:03.454	4:05.168	2
41	39	Simon Durling	1:08.085	1	35	2:08.746	1	39						



Session Start: 09:29:24 - Finish: 09:49:26
Weather/Track Conditions: Drizzle / Damp
Circuit: Silverstone Historic Grand Prix
Track Length: 5.857 Km - 3.6394 miles

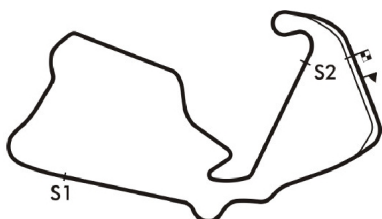


Silverstone International Trophy - 21 - 22 May 2016

Historic Formula Junior

Qualifying for Race 2 - Best Sector Speeds

	NO	SECTOR 1	MPH	NO	SECTOR 2	MPH	NO	SECTOR 3	MPH
1	70	John Fyda	119.6	69	Stuart Roach	111.1	68	James Murray	102.6
2	187	Jack Woodhouse	118.6	187	Jack Woodhouse	110.9	69	Stuart Roach	102.4
3	79	Andrew Hibberd	117.9	87	Andrew Wilkinson	110.4	166	Cameron Jackson	102.4
4	69	Stuart Roach	117.3	68	James Murray	109.8	54	Alex Ames	101.2
5	58	Richard Smeeton	116.5	79	Andrew Hibberd	108.2	187	Jack Woodhouse	100.3
6	68	James Murray	115.9	181	Gregory Thornton	108.2	70	John Fyda	99.9
7	87	Andrew Wilkinson	115.9	166	Cameron Jackson	107.9	72	Chris Chilcott	99.6
8	54	Alex Ames	115.5	70	John Fyda	106.9	75	Alex Morton	99.5
9	80	Nick Fennell	114.9	54	Alex Ames	106.5	87	Andrew Wilkinson	99.3
10	166	Cameron Jackson	114.5	46	Chris Alford	104.7	80	Nick Fennell	98.7
11	181	Gregory Thornton	113.6	86	Steve Jones	103.4	66	Peter Morton	97.9
12	72	Chris Chilcott	113.4	98	Chris Merrick	101.5	146	Nick Finburgh	97.9
13	84	Mark Woodhouse	111.5	80	Nick Fennell	101.2	181	Gregory Thornton	97.4
14	82	Andrew Garside	110.7	82	Andrew Garside	100.6	83	Jonathan Fyda	97.3
15	88	Lukas Halusa	110.7	37	Andrew Taylor	100.2	86	Steve Jones	96.3
16	37	Andrew Taylor	110.6	58	Richard Smeeton	100.2	82	Andrew Garside	96.1
17	75	Alex Morton	110.6	72	Chris Chilcott	99.6	84	Mark Woodhouse	95.6
18	86	Steve Jones	110.0	75	Alex Morton	98.8	98	Chris Merrick	95.5
19	98	Chris Merrick	109.5	81	Stephen Futter	98.3	79	Andrew Hibberd	94.6
20	66	Peter Morton	108.9	66	Peter Morton	97.3	37	Andrew Taylor	93.8
21	14	Crispian Besley	108.4	84	Mark Woodhouse	96.4	14	Crispian Besley	92.4
22	83	Jonathan Fyda	108.4	146	Nick Finburgh	95.1	38	Gil Duffy	92.2
23	46	Chris Alford	108.1	38	Gil Duffy	94.8	46	Chris Alford	92.1
24	93	Rudolf Ernst	107.7	93	Rudolf Ernst	94.1	58	Richard Smeeton	91.1
25	146	Nick Finburgh	105.2	14	Crispian Besley	94.0	88	Lukas Halusa	91.0
26	30	Trevor Griffiths	102.9	30	Trevor Griffiths	93.5	30	Trevor Griffiths	90.5
27	194	Johannes Kistler	101.5	88	Lukas Halusa	91.8	128	Anthony Goddard	90.3
28	128	Anthony Goddard	101.4	128	Anthony Goddard	91.7	34	James Owen	89.0
29	38	Gil Duffy	99.9	34	James Owen	91.6	81	Stephen Futter	88.9
30	34	James Owen	97.1	26	Roger Dexter	90.4	194	Johannes Kistler	88.5
31	39	Simon Durling	95.9	83	Jonathan Fyda	89.6	93	Rudolf Ernst	87.8
32	89	Mike Peck	95.7	40	Christopher Wilks	89.4	172	Tom De Gres	84.9
33	90	Andrew Hayden	93.6	89	Mike Peck	86.3	39	Simon Durling	84.2
34	81	Stephen Futter	93.5	172	Tom De Gres	83.7	89	Mike Peck	83.7
35	26	Roger Dexter	92.6	194	Johannes Kistler	82.8	26	Roger Dexter	82.0
36	172	Tom De Gres	91.4	47	Richard Utley	82.1	28	Colin McKay	82.0
37	40	Christopher Wilks	90.4	28	Colin McKay	81.8	40	Christopher Wilks	81.3
38	28	Colin McKay	79.0	90	Andrew Hayden	78.2	47	Richard Utley	80.3
39	97	Hans Ciers	66.4	97	Hans Ciers	64.3	90	Andrew Hayden	76.6
40	47	Richard Utley	0.0	39	Simon Durling	62.7	97	Hans Ciers	70.2



Session Start: 09:29:24 - Finish: 09:49:26
Weather/Track Conditions: Drizzle / Damp
Circuit: Silverstone Historic Grand Prix
Track Length: 5.857 Km - 3.6394 miles




Silverstone International Trophy - 21 - 22 May 2016

Historic Formula Junior

Qualifying for Race 2 - Best Sector Speeds

41		53	Sam Wilson	0.0		53	Sam Wilson	0.0		53	Sam Wilson	0.0
----	--	----	------------	-----	--	----	------------	-----	--	----	------------	-----



Session Start: 09:29:24 - Finish: 09:49:26

Weather/Track Conditions: Drizzle / Damp

Circuit: Silverstone Historic Grand Prix

Track Length: 5.857 Km - 3.6394 miles



Silverstone International Trophy - 21 - 22 May 2016

Historic Formula Junior Race 2 - Starting Grid - AMENDED

Sheet No:

Start Time : 14:30 - Heat Duration : 20 Minutes

21	41	39	Simon Durling	█		
20	39	40	Christopher Wilks	40	97	Hans Ciers
19	37	90	Andrew Hayden	38	47	Richard Utley
18	35	34	James Owen	36	28	Colin McKay
17	33	26	Roger Dexter	34	89	Mike Peck
16	31	172	Tom De Gres	32	194	Johannes Kistler
15	29	38	Gil Duffy	30	93	Rudolf Ernst
14	27	30	Trevor Griffiths	28	81	Stephen Futter
13	25	88	Lukas Halusa	26	126	Anthony Goddard
12	23	14	Crispian Besley	24	98	Chris Merrick
11	21	37	Andrew Taylor	22	83	Jonathan Fyda
10	19	66	Peter Morton	20	46	Chris Alford
9	17	58	Richard Smeeton	18	86	Steve Jones
8	15	82	Andrew Garside	16	72	Chris Chilcott
7	13	146	Nick Finburgh	14	80	Nick Fennell
6	11	70	John Fyda	12	84	Mark Woodhouse
5	9	181	Gregory Thornton	10	87	Andrew Wilkinson
4	7	79	Andrew Hibberd	8	75	Alex Morton
3	5	54	Alex Ames	6	68	James Murray
2	3	187	Jack Woodhouse	4	53	Sam Wilson
1	1	166	Cameron Jackson	2	69	Stuart Roach

Pole Right



ALL RACES AT THIS EVENT WILL HAVE A ROLLING START

*Circuit: Silverstone Historic Grand Prix
Track Length: 5.857 Km - 3.6394 miles*

These results are provisional until the conclusion of any judicial and technical matters.

Clerk of the Course:

Julian Floyd

Timekeeper:

Nick Palmer

Issued at:

Silverstone International Trophy - 21 - 22 May 2016

Historic Formula Junior

Race 8 - Starting Grid

Sheet No:

Start Time : 12:30 - Heat Duration : 20 Minutes

20	39	39 Simon Durling			
19	37	40 Christopher Wilks		38	97 Hans Ciers
18	35	90 Andrew Hayden		36	47 Richard Utley
17	33	34 James Owen		34	28 Colin McKay
16	31	26 Roger Dexter		32	89 Mike Peck
15	29	172 Tom De Gres		30	194 Johannes Kistler
14	27	38 Gil Duffy		28	93 Rudolf Ernst
13	25	30 Trevor Griffiths		26	81 Stephen Futter
12	23	88 Lukas Halusa		24	126 Anthony Goddard
11	21	14 Crispian Besley		22	98 Chris Merrick
10	19	37 Andrew Taylor		20	83 Jonathan Fyda
9	17	66 Peter Morton		18	46 Chris Alford
8	15	58 Richard Smeeton		16	86 Steve Jones
7	13	82 Andrew Garside		14	72 Chris Chilcott
6	11	146 Nick Finburgh		12	80 Nick Fennell
5	9	87 Andrew Wilkinson		10	70 John Fyda
4	7	75 Alex Morton		8	181 Gregory Thornton
3	5	68 James Murray		6	79 Andrew Hibberd
2	3	53 Sam Wilson		4	54 Alex Ames
1	1	166 Cameron Jackson		2	187 Jack Woodhouse

Pole Right

ROW

CARS 69 & 84 - WITHDRAWN

*Circuit: Silverstone Historic Grand Prix
Track Length: 5.857 Km - 3.6394 miles*

These results are provisional until the conclusion of any judicial and technical matters.

Clerk of the Course:

Julian Floyd

Timekeeper:

Nick Palmer

Issued at:

Silverstone International Trophy - 21 - 22 May 2016

Historic Formula Junior

Race 2 - Classification

Sheet No:

POS	NO	DRIVER/S	CLASS	CLASS POS	CAR MAKE / MODEL	TIME	LAPS	GAP	DIFF	MPH	BEST	ON
1	53	Sam Wilson	E1	1	Lotus 20/22	20:53.854	7	-- 7 laps --		73.14	2:52.786	1
2	187	Jack Woodhouse	E1	2	Brabham BT6	20:57.166	7	3.312	3.312	72.95	2:54.844	1
3	68	James Murray	E1	3	Lola Mk5A	22:10.993	7	1:17.139	1:13.827	68.90	2:56.995	1
4	54	Alex Ames	E1	4	Lotus 22	22:18.096	7	1:24.242	7.103	68.54	2:58.392	1
5	79	Andrew Hibberd	E1	5	Lotus 22	22:22.720	7	1:28.866	4.624	68.30	3:10.448	2
6	75	Alex Morton	E1	6	Lightning Envoyette	22:22.864	7	1:29.010	0.144	68.29	3:04.815	1
7	70	John Fyda	E1	7	Brabham BT6	22:32.708	7	1:38.854	9.844	67.80	3:08.054	1
8	146	Nick Finburgh	C2	1	Envoy MK1	22:35.735	7	1:41.881	3.027	67.64	3:09.610	1
9	72	Chris Chilcott	E1	8	Brabham BT2	22:42.675	7	1:48.821	6.940	67.30	3:11.363	2
10	181	Gregory Thornton	E1	9	Lotus 20/22	22:53.017	7	1:59.163	10.342	66.79	3:05.155	1
11	66	Peter Morton	D2	1	Ausper T3	22:53.329	7	1:59.475	0.312	66.78	3:12.023	3
12	58	Richard Smeeton	E1	10	Wainer	22:54.267	7	2:00.413	0.938	66.74	3:13.710	3
13	86	Steve Jones	E2	1	Cooper T67	22:54.665	7	2:00.811	0.398	66.71	3:13.919	3
14	83	Jonathan Fyda	D2	2	U2 Mk3	23:22.210	7	2:28.356	27.545	65.40	3:14.678	3
15	46	Chris Alford	C2	2	Elva 200	23:24.238	7	2:30.384	2.028	65.31	3:18.034	1
16	37	Andrew Taylor	C2	3	Cooper T56	23:29.900	7	2:36.046	5.662	65.05	3:19.018	2
17	80	Nick Fennell	E1	11	Lotus 27	23:30.036	7	2:36.182	0.136	65.04	3:12.215	1
18	14	Crispian Besley	C2	4	Cooper T56	23:37.813	7	2:43.959	7.777	64.68	3:20.995	4
19	98	Chris Merrick	E1	12	Cooper T59	24:15.862	7	3:22.008	38.049	62.99	3:21.716	1
20	82	Andrew Garside	E1	13	Lotus 20/22	21:06.354	6	-- 6 laps --	20.550	62.07	3:17.807	2
21	30	Trevor Griffiths	C2	5	Emeryson FJ	21:14.674	6	8.320	8.320	61.66	3:27.626	2
22	81	Stephen Futter	D2	3	Lotus 20	21:19.012	6	12.658	4.338	61.46	3:29.130	1
23	128	Anthony Goddard	I	1	Cooper T56/53	21:19.400	6	13.046	0.388	61.44	3:29.703	1
24	93	Rudolf Ernst	E1	14	Brabham BT2	21:20.385	6	14.031	0.985	61.39	3:30.149	2
25	194	Johannes Kistler	E1	15	Lotus 22	21:47.700	6	41.346	27.315	60.11	3:34.326	3
26	28	Colin McKay	B2	1	Gemini Mk2	21:53.476	6	47.122	5.776	59.84	3:33.293	2
27	172	Tom De Gres	E2	2	Cooper T59	21:54.683	6	48.329	1.207	59.79	3:33.604	6
28	34	James Owen	B2	2	Gemini Mk2	22:20.242	6	1:13.888	25.559	58.65	3:36.143	3
29	26	Roger Dexter	B2	3	Elva 100	22:30.201	6	1:23.847	9.959	58.22	3:38.630	2
30	39	Simon Durling	C1	1	Lotus 18	23:09.901	6	2:03.547	39.700	56.56	3:35.496	2
31	40	Christopher Wilks	C2	6	Deep Sanderson DS104	23:15.828	6	2:09.474	5.927	56.31	3:50.119	3
32	47	Richard Utley	C1	2	Caravelle Mk1	23:43.544	6	2:37.190	27.716	55.22	3:50.194	4
----- NOT CLASSIFIED -----												
DNF	84	Mark Woodhouse	E1		Lotus 20/22	15:58.401	5	-- 5 laps --		68.35	3:08.439	1
DNC	97	Hans Ciers	D2		Lotus 20	23:01.990	5	7:03.589	7:03.589	47.40	4:09.726	2
DNF	166	Cameron Jackson	E1		Brabham BT2	11:44.472	4	-- 4 laps --		74.39	2:54.456	1
DNF	88	Lukas Halusa	D2		Lotus 20	14:10.191	4	2:25.719	2:25.719	61.64	3:24.434	3
DNF	87	Andrew Wilkinson	D2		Lynx T3	10:00.835	3	-- 3 laps --		65.41	3:10.087	1
DNF	38	Gil Duffy	C2		Kieft FJ	11:08.411	3	1:07.576	1:07.576	58.80	3:30.457	2
DNF	90	Andrew Hayden	E1		Lotus 22	4:05.912	1	-- 1 laps --	35.154	53.28		
DNF	69	Stuart Roach	E1		Alexis Mk4							
DNF	89	Mike Peck	D2		Tojeiro FJ							

Session Start: 14:34:23 - Finish: 14:55:17
Weather/Track Conditions: Rain / Wet
Circuit: Silverstone Historic Grand Prix
Track Length: 5.857 Km - 3.6394 miles

These results are provisional until the conclusion of any judicial and technical matters.

Clerk of the Course: <div style="text-align: right;">Julian Floyd</div>	Timekeeper: <div style="text-align: right;">Nick Palmer</div>	Issued at:
--	--	------------

Silverstone International Trophy - 21 - 22 May 2016

Historic Formula Junior

Race 2 - Classification

Sheet No:

----- FASTEST LAP SUMMARY -----

NO	DRIVER/S	CLASS	CAR MAKE / MODEL	FASTEST LAP	ON	MPH
53	Sam Wilson	E1	Lotus 20/22	2:52.786	1	75.83
146	Nick Finburgh	C2	Envoy MK1	3:09.610	1	69.10
87	Andrew Wilkinson	D2	Lynx T3	3:10.087	1	68.92
86	Steve Jones	E2	Cooper T67	3:13.919	3	67.56
128	Anthony Goddard	I	Cooper T56/53	3:29.703	1	62.48
28	Colin McKay	B2	Gemini Mk2	3:33.293	2	61.43
39	Simon Durling	C1	Lotus 18	3:35.496	2	60.80

Session Start: 14:34:23 - Finish: 14:55:17

Weather/Track Conditions: Rain / Wet

Circuit: Silverstone Historic Grand Prix

Track Length: 5.857 Km - 3.6394 miles

These results are provisional until the conclusion of any judicial and technical matters.

Clerk of the Course:

Julian Floyd

Timekeeper:

Nick Palmer

Issued at:

Silverstone International Trophy - 21 - 22 May 2016

Historic Formula Junior

Race 2 - Sector Analysis

14 Crispian Besley (C2)									Cooper T56								
lap	Sect-1	Speed	Sect-2	Speed	Sect-3	Speed	TopSpeed	laptime pit	lap	Sect-1	Speed	Sect-2	Speed	Sect-3	Speed	Topspeed	laptime pit
1		107.2	1:38.688	97.8	36.254	85.3		3:22.939	5	1:03.672	103.1	1:42.193	85.3	37.502	88.5		3:23.367
2	1:03.486	108.1	1:41.672	89.5	37.075	87.6		3:22.233	6	1:03.433	107.7	1:42.208	87.2	37.593	84.6		3:23.234
3	1:02.252	108.9	1:45.067	97.0	36.697	85.0		3:24.016	7	1:02.404	105.7	1:41.321	92.4	37.304	87.3		3:21.029
4	1:02.880	108.1	1:40.725	95.7	37.390	86.6		3:20.995	8								

26 Roger Dexter (B2)									Elva 100								
lap	Sect-1	Speed	Sect-2	Speed	Sect-3	Speed	TopSpeed	laptime pit	lap	Sect-1	Speed	Sect-2	Speed	Sect-3	Speed	Topspeed	laptime pit
1		81.2	1:47.867	87.6	39.310	82.1		3:47.091	4	1:09.943	92.1	1:51.900	86.9	41.524	77.0		3:43.367
2	1:09.030	89.5	1:49.938	88.1	39.662	75.1		3:38.630	5	1:10.060	91.9	2:00.224	81.9	42.366	76.7		3:52.650
3	1:10.944	90.9	1:50.175	83.5	40.634	77.8		3:41.753	6	1:11.220	89.4	1:53.406	84.0	42.084	76.6		3:46.710

28 Colin McKay (B2)									Gemini Mk2								
lap	Sect-1	Speed	Sect-2	Speed	Sect-3	Speed	TopSpeed	laptime pit	lap	Sect-1	Speed	Sect-2	Speed	Sect-3	Speed	Topspeed	laptime pit
1		81.6	1:46.549	82.1	38.050	76.4		3:43.846	4	1:09.515	81.0	1:50.171	83.3	38.976	79.0		3:38.662
2	1:09.259	80.4	1:45.266	82.1	38.768	77.1		3:33.293	5	1:08.864	82.2	1:50.560	81.7	40.772	77.7		3:40.196
3	1:08.936	80.9	1:48.831	76.3	39.368	77.1		3:37.135	6	1:09.809	81.6	1:50.598	80.3	39.937	81.7		3:40.344

30 Trevor Griffiths (C2)									Emeryson FJ								
lap	Sect-1	Speed	Sect-2	Speed	Sect-3	Speed	TopSpeed	laptime pit	lap	Sect-1	Speed	Sect-2	Speed	Sect-3	Speed	Topspeed	laptime pit
1		103.9	1:45.088	91.7	37.058	88.4		3:34.993	4	1:07.713	97.0	1:49.405	83.6	38.489	89.8		3:35.607
2	1:05.559	100.2	1:43.992	92.7	38.075	72.1		3:27.626	5	1:07.736	99.0	1:49.133	87.2	40.182	76.7		3:37.051
3	1:08.204	101.4	1:44.030	91.8	38.175	75.3		3:30.409	6	1:07.760	96.8	1:43.077	92.1	38.151	87.3		3:28.988


34 James Owen (B2)									Gemini Mk2								
lap	Sect-1	Speed	Sect-2	Speed	Sect-3	Speed	TopSpeed	laptime pit	lap	Sect-1	Speed	Sect-2	Speed	Sect-3	Speed	Topspeed	laptime pit
1		89.6	1:47.280	90.2	38.996	77.4		3:44.671	4	1:09.157	97.3	1:49.008	86.4	50.394	78.9		3:48.559
2	1:08.451	92.4	1:59.376	82.5	39.642	73.4		3:47.469	5	1:07.526	95.3	1:52.842	78.3	40.124	77.6		3:40.492
3	1:08.025	93.9	1:48.900	85.3	39.218	78.4		3:36.143	6	1:09.001	90.2	1:52.495	77.1	41.412	73.6		3:42.908

37 Andrew Taylor (C2)									Cooper T56								
lap	Sect-1	Speed	Sect-2	Speed	Sect-3	Speed	TopSpeed	laptime pit	lap	Sect-1	Speed	Sect-2	Speed	Sect-3	Speed	Topspeed	laptime pit
1		110.6	1:37.473	104.4	36.095	90.3		3:20.858	5	1:03.035	109.8	1:42.618	96.8	38.674	87.7		3:24.327
2	1:02.118	110.7	1:39.569	96.6	37.331	88.6		3:19.018	6	1:03.211	108.2	1:42.740	97.8	38.088	86.2		3:24.039
3	1:02.641	109.5	1:39.651	93.6	36.968	91.1		3:19.260	7	1:02.399	108.9	1:41.628	102.1	38.177	85.0		3:22.204
4	1:01.707	109.7	1:40.750	96.6	37.737	89.1		3:20.194	8								

38 Gil Duffy (C2)									Kieft FJ								
lap	Sect-1	Speed	Sect-2	Speed	Sect-3	Speed	TopSpeed	laptime pit	lap	Sect-1	Speed	Sect-2	Speed	Sect-3	Speed	Topspeed	laptime pit
1		104.5	1:40.744	95.6	36.781	88.3		3:30.758	3	1:09.072	90.6	2:10.442	79.0				4:07.196
2	1:06.081	95.1	1:45.175	86.9	39.201	73.6		3:30.457	4								

39 Simon Durling (C1)									Lotus 18								
lap	Sect-1	Speed	Sect-2	Speed	Sect-3	Speed	TopSpeed	laptime pit	lap	Sect-1	Speed	Sect-2	Speed	Sect-3	Speed	Topspeed	laptime pit
1		77.1	1:52.270	83.5	39.473	81.6		3:55.924	4	1:07.522	97.7	2:56.554	81.0	41.262	79.9		4:45.338
2	1:05.919	94.0	1:50.186	84.8	39.391	79.6		3:35.496	5	1:07.511	88.8	1:51.733	87.5	39.898	83.7		3:39.142
3	1:08.045	88.0	1:48.891	78.0	39.213	82.4		3:36.149	6	1:06.904	92.2	1:52.116	90.8	38.832	79.3		3:37.852

40 Christopher Wilks (C2)									Deep Sanderson DS104								
lap	Sect-1	Speed	Sect-2	Speed	Sect-3	Speed	TopSpeed	laptime pit	lap	Sect-1	Speed	Sect-2	Speed	Sect-3	Speed	Topspeed	laptime pit
1		85.1	1:52.462	76.8	41.861	76.2		3:55.677	4	1:13.053	90.7	1:56.609	84.0	43.400	73.7		3:53.062
2	1:12.435	89.6	1:55.465	85.3	43.329	68.9		3:51.229	5	1:12.651	92.1	1:57.639	86.1	43.577	72.0		3:53.867
3	1:13.801	89.6	1:54.195	86.7	42.123	77.4		3:50.119	6	1:12.302	87.7	1:56.030	85.1	43.542	72.3		3:51.874



Session Start: 14:34:23 - Finish: 14:55:17
Weather/Track Conditions: Rain / Wet
Circuit: Silverstone Historic Grand Prix
Track Length: 5.857 Km - 3.6394 miles

Silverstone International Trophy - 21 - 22 May 2016

Historic Formula Junior

Race 2 - Sector Analysis

46 Chris Alford (C2)									Elva 200										
lap	Sect-1	Speed	Sect-2	Speed	Sect-3	Speed	TopSpeed	laptime	pit	lap	Sect-1	Speed	Sect-2	Speed	Sect-3	Speed	Topspeed	laptime	pit
1		<u>107.5</u>	1:36.960	97.4	35.435	87.2		3:18.034		5	1:03.963	106.7	1:42.153	87.4	37.867	83.4		3:23.983	
2	1:02.821	106.9	1:39.117	98.5	36.992	81.5		3:18.930		6	1:05.324	102.5	1:40.889	89.6	37.236	87.2		3:23.449	
3	1:03.703	105.2	1:38.661	<u>100.3</u>	36.105	85.7		3:18.469		7	<u>1:01.417</u>	100.0	1:41.933	87.4	38.256	81.0		3:21.606	
4	1:02.611	101.7	1:40.970	92.7	36.186	<u>88.6</u>		3:19.767		8									

47 Richard Utley (C1)									Caravelle Mk1										
lap	Sect-1	Speed	Sect-2	Speed	Sect-3	Speed	TopSpeed	laptime	pit	lap	Sect-1	Speed	Sect-2	Speed	Sect-3	Speed	Topspeed	laptime	pit
1				74.1	40.822			3:57.985		4				76.8	41.607	71.1		3:50.194	
2				76.9	41.397	66.9		3:51.363		5				76.3	41.723	67.3		4:11.771	
3				80.6	40.623	<u>79.3</u>		3:51.117		6				<u>81.7</u>	42.744	64.5		4:01.114	

53 Sam Wilson (E1)									Lotus 20/22										
lap	Sect-1	Speed	Sect-2	Speed	Sect-3	Speed	TopSpeed	laptime	pit	lap	Sect-1	Speed	Sect-2	Speed	Sect-3	Speed	Topspeed	laptime	pit
1		119.2	1:25.832	112.0	32.913	<u>101.6</u>		2:52.786		5	56.630	116.7	1:30.784	113.0	34.536	95.7		3:01.950	
2	55.461	117.3	1:28.789	114.3	33.616	99.8		2:57.866		6	57.510	116.7	1:32.338	112.0	33.563	96.6		3:03.411	
3	55.817	117.7	1:31.267	<u>115.5</u>	32.903	100.1		2:59.987		7	58.435	115.5	1:30.629	106.4	33.796	95.0		3:02.860	
4	<u>55.290</u>	<u>121.1</u>	1:27.012	113.0	32.692	99.2		2:54.994		8									

54 Alex Ames (E1)									Lotus 22										
lap	Sect-1	Speed	Sect-2	Speed	Sect-3	Speed	TopSpeed	laptime	pit	lap	Sect-1	Speed	Sect-2	Speed	Sect-3	Speed	Topspeed	laptime	pit
1		<u>117.7</u>	1:28.245	<u>109.3</u>	34.499	68.4		2:58.392		5	1:00.242	110.6	1:38.432	88.7	36.963	90.6		3:15.637	
2	59.320	113.7	1:41.793	96.4	35.675	87.2		3:16.788		6	1:00.546	110.6	1:39.149	100.9	35.564	91.2		3:15.259	
3	1:00.711	115.1	1:34.282	102.0	34.744	<u>93.3</u>		3:09.737		7	1:00.655	109.1	1:36.914	100.3	35.987	90.2		3:13.556	
4	58.124	113.7	1:35.359	102.8	35.244	91.9		3:08.727		8									


58 Richard Smeeton (E1)									Wainer										
lap	Sect-1	Speed	Sect-2	Speed	Sect-3	Speed	TopSpeed	laptime	pit	lap	Sect-1	Speed	Sect-2	Speed	Sect-3	Speed	Topspeed	laptime	pit
1		<u>118.4</u>	1:36.043	100.8	35.955	82.6		3:14.553		5	1:02.777	106.5	1:39.491	<u>102.8</u>	37.508	86.9		3:19.776	
2	1:01.084	116.9	1:37.636	98.7	36.868	81.5		3:15.588		6	1:01.454	115.5	1:39.419	102.0	36.687	<u>88.0</u>		3:17.560	
3	1:00.905	117.7	1:35.677	98.7	37.128	84.4		3:13.710		7	<u>1:00.304</u>	117.7	1:38.560	95.9	39.573	85.7		3:18.437	
4	1:00.322	115.1	1:38.000	101.8	36.321	85.9		3:14.643		8									

66 Peter Morton (D2)									Ausper T3										
lap	Sect-1	Speed	Sect-2	Speed	Sect-3	Speed	TopSpeed	laptime	pit	lap	Sect-1	Speed	Sect-2	Speed	Sect-3	Speed	Topspeed	laptime	pit
1		103.9	1:34.424	92.6	36.359	<u>94.9</u>		3:16.657		5	1:01.865	107.5	1:38.719	97.5	36.275	90.3		3:16.859	
2	1:01.212	107.9	1:39.134	<u>101.2</u>	35.647	93.7		3:15.993		6	1:01.845	109.8	1:39.705	99.4	36.483	93.0		3:18.033	
3	<u>59.742</u>	<u>118.6</u>	1:36.105	94.1	36.176	90.0		3:12.023		7	1:00.934	110.6	1:38.942	88.2	39.292	91.2		3:19.168	
4	1:00.280	114.9	1:38.316	98.0	36.000	91.7		3:14.596		8									

68 James Murray (E1)									Lola Mk5A										
lap	Sect-1	Speed	Sect-2	Speed	Sect-3	Speed	TopSpeed	laptime	pit	lap	Sect-1	Speed	Sect-2	Speed	Sect-3	Speed	Topspeed	laptime	pit
1		<u>117.7</u>	1:26.742	<u>110.9</u>	34.412	61.9		2:56.995		5	1:00.868	110.9	1:34.871	107.9	36.566	87.9		3:12.305	
2	1:02.401	116.7	1:39.101	97.0	36.434	88.8		3:17.936		6	1:00.524	113.6	1:36.263	101.8	37.209	88.2		3:13.996	
3	1:00.825	116.9	1:30.920	110.6	34.648	<u>95.0</u>		3:06.393		7	1:00.398	113.6	1:38.434	98.1	38.216	83.6		3:17.048	
4	<u>57.244</u>	116.1	1:33.571	108.1	35.505	93.3		3:06.320		8									

69 Stuart Roach (E1)									Alexis Mk4										
lap	Sect-1	Speed	Sect-2	Speed	Sect-3	Speed	TopSpeed	laptime	pit	lap	Sect-1	Speed	Sect-2	Speed	Sect-3	Speed	Topspeed	laptime	pit

70 John Fyda (E1)									Brabham BT6										
lap	Sect-1	Speed	Sect-2	Speed	Sect-3	Speed	TopSpeed	laptime	pit	lap	Sect-1	Speed	Sect-2	Speed	Sect-3	Speed	Topspeed	laptime	pit
1		<u>121.6</u>	1:32.346	101.7	35.142	95.5		3:08.054		5	59.597	107.4	1:39.092	98.4	36.435	91.2		3:15.124	
2	<u>58.115</u>	114.5	1:38.323	109.7	35.300	92.6		3:11.738		6	59.527	101.2	1:40.714	95.7	37.935	<u>95.6</u>		3:18.176	
3	1:00.258	106.7	1:37.431	<u>113.9</u>	35.130	94.9		3:12.819		7	59.667	115.9	1:37.662	94.9	36.218	93.7		3:13.547	
4	59.535	109.7	1:38.296	100.8	35.419	95.5		3:13.250		8									



Session Start: 14:34:23 - Finish: 14:55:17
Weather/Track Conditions: Rain / Wet
Circuit: Silverstone Historic Grand Prix
Track Length: 5.857 Km - 3.6394 miles

Silverstone International Trophy - 21 - 22 May 2016

Historic Formula Junior

Race 2 - Sector Analysis

72 Chris Chilcott (E1)									Brabham BT2										
lap	Sect-1	Speed	Sect-2	Speed	Sect-3	Speed	TopSpeed	laptime	pit	lap	Sect-1	Speed	Sect-2	Speed	Sect-3	Speed	Topspeed	laptime	pit
1		117.7	1:34.343	101.8	35.729	<u>93.3</u>		3:12.582		5	59.788	111.7	1:39.451	93.5	37.193	89.1		3:16.432	
2	58.965	115.1	1:36.698	101.5	35.700	89.8		3:11.363		6	1:00.386	103.6	1:41.137	87.3	36.913	87.3		3:18.436	
3	59.557	<u>121.8</u>	1:36.195	<u>102.5</u>	36.613	88.6		3:12.365		7	1:00.124	114.5	1:39.039	88.2	37.840	91.7		3:17.003	
4	59.613	100.5	1:38.963	95.9	35.918	91.9		3:14.494		8									

75 Alex Morton (E1)									Lightning Envoyette										
lap	Sect-1	Speed	Sect-2	Speed	Sect-3	Speed	TopSpeed	laptime	pit	lap	Sect-1	Speed	Sect-2	Speed	Sect-3	Speed	Topspeed	laptime	pit
1		106.4	1:32.713	100.2	34.703	<u>96.1</u>		3:04.815		5	1:00.635	113.0	1:38.154	88.7	37.106	88.2		3:15.895	
2	57.816	115.9	1:35.393	98.4	36.466	87.1		3:09.675		6	1:00.362	113.9	1:37.375	98.7	36.208	90.1		3:13.945	
3	1:01.144	114.1	1:35.817	<u>102.9</u>	35.880	90.3		3:12.841		7	59.173	<u>116.3</u>	1:36.973	97.0	36.374	90.1		3:12.520	
4	59.031	111.5	1:38.061	99.9	36.081	91.5		3:13.173		8									

79 Andrew Hibberd (E1)									Lotus 22										
lap	Sect-1	Speed	Sect-2	Speed	Sect-3	Speed	TopSpeed	laptime	pit	lap	Sect-1	Speed	Sect-2	Speed	Sect-3	Speed	Topspeed	laptime	pit
1		118.6	1:41.784	94.7	35.998	87.0		3:14.309		5	59.920	117.3	1:36.132	102.9	35.465	89.0		3:11.517	
2	59.133	<u>119.0</u>	1:35.483	94.8	35.832	87.6		3:10.448		6	1:00.233	116.3	1:36.839	99.7	35.711	89.2		3:12.783	
3	1:00.160	118.4	1:35.736	101.2	35.195	87.0		3:11.091		7	59.807	117.9	1:36.160	<u>104.9</u>	35.930	87.5		3:11.897	
4	58.293	117.7	1:37.307	100.5	35.075	<u>90.3</u>		3:10.675		8									

80 Nick Fennell (E1)									Lotus 27										
lap	Sect-1	Speed	Sect-2	Speed	Sect-3	Speed	TopSpeed	laptime	pit	lap	Sect-1	Speed	Sect-2	Speed	Sect-3	Speed	Topspeed	laptime	pit
1		<u>119.4</u>	1:36.153	100.2	34.946	<u>90.2</u>		3:12.215		5	1:04.021	110.9	1:43.887	94.7	37.598	87.9		3:25.506	
2	1:01.172	115.1	1:36.306	<u>100.8</u>	36.420	89.7		3:13.898		6	1:01.070	114.5	1:40.180	92.3	39.199	81.5		3:20.449	
3	1:01.509	113.7	1:49.034	79.7	37.599	85.6		3:28.142		7	1:02.509	112.8	1:52.716	90.1	37.317	84.9		3:32.542	
4	<u>1:01.037</u>	110.6	1:39.694	96.0	36.553	88.8		3:17.284		8									


81 Stephen Futter (D2)									Lotus 20										
lap	Sect-1	Speed	Sect-2	Speed	Sect-3	Speed	TopSpeed	laptime	pit	lap	Sect-1	Speed	Sect-2	Speed	Sect-3	Speed	Topspeed	laptime	pit
1		94.8	1:41.674	92.4	38.129	<u>86.6</u>		3:29.130		4	1:08.709	88.9	1:48.550	85.1	38.763	82.7		3:36.022	
2	1:05.932	93.3	1:45.974	<u>93.2</u>	39.195	77.2		3:31.101		5	1:07.299	94.3	1:50.310	86.5	40.702	78.8		3:38.311	
3	1:06.542	<u>95.7</u>	1:46.071	90.8	38.358	83.2		3:30.971		6	1:07.328	92.3	1:46.654	92.1	39.495	81.7		3:33.477	

82 Andrew Garside (E1)									Lotus 20/22										
lap	Sect-1	Speed	Sect-2	Speed	Sect-3	Speed	TopSpeed	laptime	pit	lap	Sect-1	Speed	Sect-2	Speed	Sect-3	Speed	Topspeed	laptime	pit
1		<u>109.1</u>	1:37.446	86.6	37.152	<u>89.4</u>		3:17.828		4	1:04.503	98.4	1:46.598	83.5	39.803	79.8		3:30.904	
2	1:01.770	105.0	1:38.889	<u>100.8</u>	37.148	79.8		3:17.807		5	1:05.929	94.9	1:48.273	78.8	40.859	81.6		3:35.061	
3	1:05.122	99.1	1:41.059	92.1	38.663	85.7		3:24.844		6	1:08.099	93.2	2:02.985	76.6				3:59.910	

83 Jonathan Fyda (D2)									U2 Mk3										
lap	Sect-1	Speed	Sect-2	Speed	Sect-3	Speed	TopSpeed	laptime	pit	lap	Sect-1	Speed	Sect-2	Speed	Sect-3	Speed	Topspeed	laptime	pit
1		101.5	1:35.717	88.9	36.584	<u>93.7</u>		3:18.316		5	1:03.036	103.2	1:42.433	79.6	38.796	87.9		3:24.265	
2	1:02.798	98.0	1:39.424	87.3	37.012	83.6		3:19.234		6	1:02.544	<u>110.0</u>	1:42.209	84.8	38.701	85.9		3:23.454	
3	1:02.623	106.7	1:35.889	<u>94.7</u>	36.166	93.0		3:14.678		7	1:02.200	101.8	1:42.537	86.0	38.691	88.5		3:23.428	
4	<u>1:00.577</u>	103.9	1:40.531	83.4	37.727	88.8		3:18.835		8									

84 Mark Woodhouse (E1)									Lotus 20/22										
lap	Sect-1	Speed	Sect-2	Speed	Sect-3	Speed	TopSpeed	laptime	pit	lap	Sect-1	Speed	Sect-2	Speed	Sect-3	Speed	Topspeed	laptime	pit
1		<u>119.0</u>	1:32.838	99.4	35.119	90.3		3:08.439		4	59.723	115.9	1:37.250	99.9	35.560	89.7		3:12.533	
2	59.176	113.9	1:37.347	<u>107.5</u>	35.989	88.8		3:12.512		5	1:00.260	114.5	1:36.915	99.1	36.816	87.5		3:13.991	
3	59.936	116.3	1:35.615	97.7	35.375	<u>91.6</u>		3:10.926		6									

86 Steve Jones (E2)									Cooper T67										
lap	Sect-1	Speed	Sect-2	Speed	Sect-3	Speed	TopSpeed	laptime	pit	lap	Sect-1	Speed	Sect-2	Speed	Sect-3	Speed	Topspeed	laptime	pit
1		<u>114.5</u>	1:35.551	94.1	35.227	<u>94.1</u>		3:15.024		5	1:01.307	101.8	1:40.059	96.4	36.868	92.2		3:18.234	
2	1:02.302	109.7	1:39.181	103.4	35.523	92.6		3:17.006		6	1:01.514	108.1	1:39.749	93.7	36.734	89.2		3:17.997	
3	<u>1:00.302</u>	109.5	1:37.924	97.7	35.693	93.2		3:13.919		7	1:00.527	113.0	1:37.837	99.7	38.523	87.3		3:16.887	
4	1:00.736	106.2	1:39.116	<u>103.6</u>	35.746	89.8		3:15.598		8									



Session Start: 14:34:23 - Finish: 14:55:17
Weather/Track Conditions: Rain / Wet
Circuit: Silverstone Historic Grand Prix
Track Length: 5.857 Km - 3.6394 miles

Silverstone International Trophy - 21 - 22 May 2016

Historic Formula Junior

Race 2 - Sector Analysis

87 Andrew Wilkinson (D2)									Lynx T3											
lap	Sect-1	Speed	Sect-2	Speed	Sect-3	Speed	TopSpeed	laptime	pit	lap	Sect-1	Speed	Sect-2	Speed	Sect-3	Speed	Topspeed	laptime	pit	
1		117.7	1:36.293	97.4	35.440	91.7		3:10.087		3	59.985	118.6	1:37.693	102.0					3:37.407	
2	1:00.117	116.3	1:37.467	96.0	35.757	93.4		3:13.341		4										

88 Lukas Halusa (D2)									Lotus 20											
lap	Sect-1	Speed	Sect-2	Speed	Sect-3	Speed	TopSpeed	laptime	pit	lap	Sect-1	Speed	Sect-2	Speed	Sect-3	Speed	Topspeed	laptime	pit	
1		99.7	1:38.464	94.9	1:02.898	77.6		3:50.785		3	1:04.687	105.2	1:42.019	89.6	37.728	85.5			3:24.434	
2	1:05.266	95.9	1:42.234	86.1	37.911	82.4		3:25.411		4	1:04.326	109.8	1:47.144	89.4	38.091	87.7			3:29.561	

89 Mike Peck (D2)									Tojeiro FJ										
lap	Sect-1	Speed	Sect-2	Speed	Sect-3	Speed	TopSpeed	laptime	pit	lap	Sect-1	Speed	Sect-2	Speed	Sect-3	Speed	Topspeed	laptime	pit

90 Andrew Hayden (E1)									Lotus 22											
lap	Sect-1	Speed	Sect-2	Speed	Sect-3	Speed	TopSpeed	laptime	pit	lap	Sect-1	Speed	Sect-2	Speed	Sect-3	Speed	Topspeed	laptime	pit	
1		89.0	1:54.372	68.1				4:05.912		2										

93 Rudolf Ernst (E1)									Brabham BT2											
lap	Sect-1	Speed	Sect-2	Speed	Sect-3	Speed	TopSpeed	laptime	pit	lap	Sect-1	Speed	Sect-2	Speed	Sect-3	Speed	Topspeed	laptime	pit	
1		106.0	1:42.355	95.1	38.023	84.6		3:31.747		4	1:07.613	108.9	1:47.194	89.0	39.066	81.3			3:33.873	
2	1:06.050	96.6	1:44.992	89.0	39.107	73.1		3:30.149		5	1:08.740	98.1	1:48.907	81.3	39.875	79.6			3:37.522	
3	1:07.984	100.2	1:48.518	93.1	37.687	78.6		3:34.189		6	1:07.478	103.2	1:46.355	86.0	39.072	77.5			3:32.905	

97 Hans Ciers (D2)									Lotus 20											
lap	Sect-1	Speed	Sect-2	Speed	Sect-3	Speed	TopSpeed	laptime	pit	lap	Sect-1	Speed	Sect-2	Speed	Sect-3	Speed	Topspeed	laptime	pit	
1		60.3	2:02.711	63.5	43.384	66.5		4:19.226		4	1:28.056	62.9	2:55.770	47.8	55.799	56.7			5:19.625	
2	1:21.738	65.6	2:02.278	61.3	45.710	51.0		4:09.726		5	1:27.003	55.4	2:22.914	55.8	51.572	58.4			4:41.489	
3	1:28.181	63.2	2:14.098	39.8	49.645	57.9		4:31.924		6										


98 Chris Merrick (E1)									Cooper T59											
lap	Sect-1	Speed	Sect-2	Speed	Sect-3	Speed	TopSpeed	laptime	pit	lap	Sect-1	Speed	Sect-2	Speed	Sect-3	Speed	Topspeed	laptime	pit	
1		109.7	1:37.766	102.9	36.446	89.7		3:21.716		5	1:05.460	89.5	1:46.536	88.0	39.036	86.5			3:31.032	
2	1:03.280	102.3	1:42.608	94.3	36.529	92.5		3:22.417		6	1:05.188	96.7	1:46.133	89.6	39.170	86.4			3:30.491	
3	1:02.687	108.2	1:49.253	99.9	36.458	89.4		3:28.398		7	1:04.993	92.2	1:46.239	95.9	38.826	83.1			3:30.058	
4	1:02.433	112.0	1:51.362	95.7	37.955	87.3		3:31.750		8										

128 Anthony Goddard (I)									Cooper T56/53											
lap	Sect-1	Speed	Sect-2	Speed	Sect-3	Speed	TopSpeed	laptime	pit	lap	Sect-1	Speed	Sect-2	Speed	Sect-3	Speed	Topspeed	laptime	pit	
1		96.8	1:41.201	89.8	37.373	86.2		3:29.703		4	1:08.242	85.5	1:48.756	86.4	38.107	84.9			3:35.105	
2	1:05.990	93.7	1:45.898	89.0	39.309	72.7		3:31.197		5	1:08.858	91.7	1:49.808	78.1	39.837	79.2			3:38.503	
3	1:07.780	91.8	1:44.912	87.6	38.887	78.9		3:31.579		6	1:08.322	96.0	1:46.148	84.1	38.843	79.9			3:33.313	

146 Nick Finburgh (C2)									Envoy MK1											
lap	Sect-1	Speed	Sect-2	Speed	Sect-3	Speed	TopSpeed	laptime	pit	lap	Sect-1	Speed	Sect-2	Speed	Sect-3	Speed	Topspeed	laptime	pit	
1		111.8	1:33.009	103.4	34.773	93.3		3:09.610		5	1:00.300	110.7	1:38.145	88.8	36.594	89.4			3:15.039	
2	59.851	107.0	1:36.488	98.8	35.878	93.0		3:12.217		6	1:00.551	103.2	1:41.252	88.5	36.541	88.5			3:18.344	
3	1:00.572	110.6	1:35.872	101.4	35.604	88.5		3:12.048		7	1:00.140	112.0	1:37.290	87.4	36.819	92.2			3:14.249	
4			103.2		35.697	87.6		3:14.228		8										

166 Cameron Jackson (E1)									Brabham BT2											
lap	Sect-1	Speed	Sect-2	Speed	Sect-3	Speed	TopSpeed	laptime	pit	lap	Sect-1	Speed	Sect-2	Speed	Sect-3	Speed	Topspeed	laptime	pit	
1		113.2	1:26.742	110.2	33.583	99.3		2:54.456		3	55.541	114.5	1:28.896	110.2	32.986	95.5			2:57.423	
2	55.205	114.5	1:28.289	111.1	33.040	95.3		2:56.534		4	55.485	114.5	1:28.124	112.0	32.450	98.3			2:56.059	

172 Tom De Gres (E2)									Cooper T59											
lap	Sect-1	Speed	Sect-2	Speed	Sect-3	Speed	TopSpeed	laptime	pit	lap	Sect-1	Speed	Sect-2	Speed	Sect-3	Speed	Topspeed	laptime	pit	
1		77.7	1:48.911	77.9	38.910	81.6		3:47.471		4	1:07.177	87.0	1:48.787	81.7	39.611	77.0			3:35.575	
2	1:08.428	90.4	1:50.909	76.2	39.391	68.8		3:38.728		5	1:08.526	88.9	1:50.226	79.4	39.963	82.4			3:38.715	
3	1:11.338	86.5	1:50.037	82.2	39.215	80.9		3:40.590		6	1:07.486	87.4	1:47.360	81.4	38.758	83.1			3:33.604	



Session Start: 14:34:23 - Finish: 14:55:17
Weather/Track Conditions: Rain / Wet
Circuit: Silverstone Historic Grand Prix
Track Length: 5.857 Km - 3.6394 miles

Silverstone International Trophy - 21 - 22 May 2016


Historic Formula Junior

Race 2 - Sector Analysis

181 Gregory Thornton (E1)									Lotus 20/22								
lap	Sect-1	Speed	Sect-2	Speed	Sect-3	Speed	TopSpeed	laptime pit	lap	Sect-1	Speed	Sect-2	Speed	Sect-3	Speed	Topspeed	laptime pit
1		109.8	1:31.470	101.5	34.729	96.4		3:05.155	5	1:00.521	109.1	1:36.623	96.8	37.165	87.8		3:14.309
2	59.351	107.5	1:55.547	100.9	35.707	79.2		3:30.605	6	1:13.859	106.7	1:35.788	93.6	36.067	90.5		3:25.714
3	1:02.694	108.2	1:36.210	103.9	35.312	89.0		3:14.216	7	59.789	97.1	1:36.306	101.7	37.596	87.5		3:13.691
4	58.632	110.7	1:35.477	100.0	35.218	93.7		3:09.327	8								

187 Jack Woodhouse (E1)									Brabham BT6								
lap	Sect-1	Speed	Sect-2	Speed	Sect-3	Speed	TopSpeed	laptime pit	lap	Sect-1	Speed	Sect-2	Speed	Sect-3	Speed	Topspeed	laptime pit
1		119.4	1:27.068	112.0	32.839	98.2		2:54.844	5	57.460	117.7	1:30.879	108.4	34.230	95.2		3:02.569
2	56.267	118.1	1:28.793	113.6	33.067	92.6		2:58.127	6	57.326	119.2	1:33.830	107.7	34.325	92.9		3:05.481
3	56.692	119.6	1:27.662	114.1	32.389	96.9		2:56.743	7	57.673	118.8	1:30.106	108.4	34.019	94.9		3:01.798
4	56.075	119.4	1:28.701	113.2	32.828	96.9		2:57.604	8								

194 Johannes Kistler (E1)									Lotus 22								
lap	Sect-1	Speed	Sect-2	Speed	Sect-3	Speed	TopSpeed	laptime pit	lap	Sect-1	Speed	Sect-2	Speed	Sect-3	Speed	Topspeed	laptime pit
1		99.0	1:44.559	87.6	38.446	83.2		3:37.651	4	1:08.284	97.8	1:51.646	79.3	39.141	85.7		3:39.071
2	1:06.850	96.7	1:50.499	79.6	39.110	82.4		3:36.459	5	1:07.928	93.2	1:51.060	89.0	39.833	78.7		3:38.821
3	1:07.148	92.4	1:48.120	85.7	39.058	82.2		3:34.326	6	1:08.847	96.4	1:51.413	74.7	41.112	80.8		3:41.372

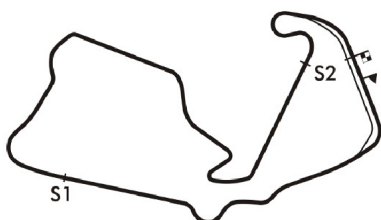


Silverstone International Trophy - 21 - 22 May 2016

Historic Formula Junior

Race 2 - Best Sector Times

POS	NO	DRIVER/S	Sector 1			Sector 2			Sector 3			IDEAL LAP	BEST LAP	On
			TIME	LAP	POS	TIME	LAP	POS	TIME	LAP	POS			
1	53	Sam Wilson	55.290	4	2	1:25.832	1	1	32.692	4	3	2:53.814	2:52.786	1
2	187	Jack Woodhouse	56.075	4	3	1:27.068	1	4	32.389	3	1	2:55.532	2:54.844	1
3	68	James Murray	57.244	4	4	1:26.742	1	2	34.412	1	4	2:58.398	2:56.995	1
4	54	Alex Ames	57.864	1	6	1:28.245	1	5	34.499	1	5	3:00.608	2:58.392	1
5	79	Andrew Hibberd	58.293	4	8	1:35.483	2	13	35.075	4	10	3:08.851	3:10.448	2
6	75	Alex Morton	57.816	2	5	1:32.713	1	8	34.703	1	6	3:05.232	3:04.815	1
7	70	John Fyda	58.115	2	7	1:32.346	1	7	35.130	3	12	3:05.591	3:08.054	1
8	146	Nick Finburgh	59.851	2	14	1:33.009	1	10	34.773	1	8	3:07.633	3:09.610	1
9	72	Chris Chilcott	58.965	2	10	1:34.343	1	11	35.700	2	17	3:09.008	3:11.363	2
10	181	Gregory Thornton	58.632	4	9	1:31.470	1	6	34.729	1	7	3:04.831	3:05.155	1
11	66	Peter Morton	59.742	3	13	1:34.424	1	12	35.647	2	16	3:09.813	3:12.023	3
12	58	Richard Smeeton	1:00.304	7	16	1:35.677	3	15	35.955	1	18	3:11.936	3:13.710	3
13	86	Steve Jones	1:00.302	3	15	1:35.551	1	14	35.227	1	13	3:11.080	3:13.919	3
14	83	Jonathan Fyda	1:00.577	4	17	1:35.717	1	16	36.166	3	20	3:12.460	3:14.678	3
15	46	Chris Alford	1:01.417	7	19	1:36.960	1	19	35.435	1	14	3:13.812	3:18.034	1
16	37	Andrew Taylor	1:01.707	4	20	1:37.473	1	21	36.095	1	19	3:15.275	3:19.018	2
17	80	Nick Fennell	1:01.037	4	18	1:36.153	1	17	34.946	1	9	3:12.136	3:12.215	1
18	14	Crispian Besley	1:02.252	3	22	1:38.688	1	24	36.254	1	21	3:17.194	3:20.995	4
19	98	Chris Merrick	1:02.433	4	23	1:37.766	1	22	36.446	1	22	3:16.645	3:21.716	1
20	82	Andrew Garside	1:01.770	2	21	1:37.446	1	20	37.148	2	25	3:16.364	3:17.807	2
21	30	Trevor Griffiths	1:05.559	2	27	1:43.077	6	29	37.058	1	24	3:25.694	3:27.626	2
22	81	Stephen Futter	1:04.363	1	25	1:41.674	1	27	38.129	1	30	3:24.166	3:29.130	1
23	128	Anthony Goddard	1:05.990	2	29	1:41.201	1	26	37.373	1	26	3:24.564	3:29.703	1
24	93	Rudolf Ernst	1:05.451	1	26	1:42.355	1	28	37.687	3	27	3:25.493	3:30.149	2
25	194	Johannes Kistler	1:06.850	2	31	1:44.559	1	30	38.446	1	31	3:29.855	3:34.326	3
26	28	Colin McKay	1:08.864	5	34	1:45.266	2	31	38.050	1	29	3:32.180	3:33.293	2
27	172	Tom De Gres	1:07.177	4	32	1:47.360	6	33	38.758	6	32	3:33.295	3:33.604	6
28	34	James Owen	1:07.526	5	33	1:47.280	1	32	38.996	1	34	3:33.802	3:36.143	3
29	26	Roger Dexter	1:09.030	2	35	1:47.867	1	34	39.310	1	35	3:36.207	3:38.630	2
30	39	Simon Durling	1:05.919	2	28	1:48.891	3	35	38.832	6	33	3:33.642	3:35.496	2
31	40	Christopher Wilks	1:11.164	1	36	1:52.462	1	36	41.861	1	37	3:45.487	3:50.119	3
32	47	Richard Utley							40.623	3	36		3:50.194	4
33	84	Mark Woodhouse	59.176	2	11	1:32.838	1	9	35.119	1	11	3:07.133	3:08.439	1
34	97	Hans Ciers	1:18.182	1	38	2:02.278	2	38	43.384	1	38	4:03.844	4:09.726	2
35	166	Cameron Jackson	55.205	2	1	1:26.742	1	3	32.450	4	2	2:54.397	2:54.456	1
36	88	Lukas Halusa	1:04.326	4	24	1:38.464	1	23	37.728	3	28	3:20.518	3:24.434	3
37	87	Andrew Wilkinson	59.229	1	12	1:36.293	1	18	35.440	1	15	3:10.962	3:10.087	1
38	38	Gil Duffy	1:06.081	2	30	1:40.744	1	25	36.781	1	23	3:23.606	3:30.457	2
39	90	Andrew Hayden	1:13.464	1	37	1:54.372	1	37	50.117	0	39	3:57.953		
40	69	Stuart Roach												
41	89	Mike Peck												



Session Start: 14:34:23 - Finish: 14:55:17

Weather/Track Conditions: Rain / Wet

Circuit: Silverstone Historic Grand Prix

Track Length: 5.857 Km - 3.6394 miles




Silverstone International Trophy - 21 - 22 May 2016

Historic Formula Junior

Race 2 - Best Sector Speeds

	NO	SECTOR 1	MPH	NO	SECTOR 2	MPH	NO	SECTOR 3	MPH
1	72	Chris Chilcott	121.8	53	Sam Wilson	115.5	53	Sam Wilson	101.6
2	70	John Fyda	121.6	187	Jack Woodhouse	114.1	166	Cameron Jackson	99.3
3	53	Sam Wilson	121.1	70	John Fyda	113.9	187	Jack Woodhouse	98.2
4	187	Jack Woodhouse	119.6	166	Cameron Jackson	112.0	181	Gregory Thornton	96.4
5	80	Nick Fennell	119.4	68	James Murray	110.9	75	Alex Morton	96.1
6	79	Andrew Hibberd	119.0	54	Alex Ames	109.3	70	John Fyda	95.6
7	84	Mark Woodhouse	119.0	84	Mark Woodhouse	107.5	68	James Murray	95.0
8	66	Peter Morton	118.6	79	Andrew Hibberd	104.9	66	Peter Morton	94.9
9	87	Andrew Wilkinson	118.6	37	Andrew Taylor	104.4	86	Steve Jones	94.1
10	58	Richard Smeeton	118.4	181	Gregory Thornton	103.9	83	Jonathan Fyda	93.7
11	54	Alex Ames	117.7	86	Steve Jones	103.6	87	Andrew Wilkinson	93.4
12	68	James Murray	117.7	146	Nick Finburgh	103.4	54	Alex Ames	93.3
13	75	Alex Morton	116.3	75	Alex Morton	102.9	72	Chris Chilcott	93.3
14	86	Steve Jones	114.5	98	Chris Merrick	102.9	146	Nick Finburgh	93.3
15	166	Cameron Jackson	114.5	58	Richard Smeeton	102.8	98	Chris Merrick	92.5
16	98	Chris Merrick	112.0	72	Chris Chilcott	102.5	84	Mark Woodhouse	91.6
17	146	Nick Finburgh	112.0	87	Andrew Wilkinson	102.0	37	Andrew Taylor	91.1
18	37	Andrew Taylor	110.7	66	Peter Morton	101.2	79	Andrew Hibberd	90.3
19	181	Gregory Thornton	110.7	80	Nick Fennell	100.8	80	Nick Fennell	90.2
20	83	Jonathan Fyda	110.0	82	Andrew Garside	100.8	30	Trevor Griffiths	89.8
21	88	Lukas Halusa	109.8	46	Chris Alford	100.3	82	Andrew Garside	89.4
22	82	Andrew Garside	109.1	14	Crispian Besley	97.8	46	Chris Alford	88.6
23	14	Crispian Besley	108.9	38	Gil Duffy	95.6	14	Crispian Besley	88.5
24	93	Rudolf Ernst	108.9	93	Rudolf Ernst	95.1	38	Gil Duffy	88.3
25	46	Chris Alford	107.5	88	Lukas Halusa	94.9	58	Richard Smeeton	88.0
26	38	Gil Duffy	104.5	83	Jonathan Fyda	94.7	88	Lukas Halusa	87.7
27	30	Trevor Griffiths	103.9	81	Stephen Futter	93.2	81	Stephen Futter	86.6
28	194	Johannes Kistler	99.0	30	Trevor Griffiths	92.7	128	Anthony Goddard	86.2
29	39	Simon Durling	97.7	39	Simon Durling	90.8	194	Johannes Kistler	85.7
30	34	James Owen	97.3	34	James Owen	90.2	93	Rudolf Ernst	84.6
31	128	Anthony Goddard	96.8	128	Anthony Goddard	89.8	39	Simon Durling	83.7
32	81	Stephen Futter	95.7	194	Johannes Kistler	89.0	172	Tom De Gres	83.1
33	26	Roger Dexter	92.1	26	Roger Dexter	88.1	26	Roger Dexter	82.1
34	40	Christopher Wilks	92.1	40	Christopher Wilks	86.7	28	Colin McKay	81.7
35	172	Tom De Gres	90.4	28	Colin McKay	83.3	47	Richard Utley	79.3
36	90	Andrew Hayden	89.0	172	Tom De Gres	82.2	34	James Owen	78.9
37	28	Colin McKay	82.2	47	Richard Utley	81.7	40	Christopher Wilks	77.4
38	97	Hans Ciers	65.6	90	Andrew Hayden	68.1	89	Mike Peck	70.6
39	47	Richard Utley	0.0	97	Hans Ciers	63.5	97	Hans Ciers	66.5
40	69	Stuart Roach	0.0	69	Stuart Roach	0.0	90	Andrew Hayden	64.3




Session Start: 14:34:23 - Finish: 14:55:17
Weather/Track Conditions: Rain / Wet
Circuit: Silverstone Historic Grand Prix
Track Length: 5.857 Km - 3.6394 miles

Silverstone International Trophy - 21 - 22 May 2016

Historic Formula Junior

Race 2 - Best Sector Speeds

41		89	Mike Peck	0.0		89	Mike Peck	0.0		69	Stuart Roach	0.0
----	--	----	-----------	-----	--	----	-----------	-----	--	----	--------------	-----



Session Start: 14:34:23 - Finish: 14:55:17
Weather/Track Conditions: Rain / Wet
Circuit: Silverstone Historic Grand Prix
Track Length: 5.857 Km - 3.6394 miles



Silverstone International Trophy - 21 - 22 May 2016

Historic Formula Junior

Race 2 - Lap Chart

Lap 1			Lap 2			Lap 3			Lap 4			Lap 5			Lap 6		
NO	Behind	Laptime	NO	Behind	Laptime	NO	Behind	Laptime	NO	Behind	Laptime	NO	Behind	Laptime	NO	Behind	Laptime
53		2:52.786	53		2:57.866	166		2:57.423	166		2:56.059	53		3:01.950	53		3:03.411
166	1.670	2:54.456	166	0.338	2:56.534	187	1.301	2:56.743	53	1.161	2:54.994	187	2.304	3:02.569	187	4.374	3:05.481
187	2.058	2:54.844	187	2.319	2:58.127	53	2.226	2:59.987	187	2.846	2:57.604	26	1 LAP	3:43.367	194	1 LAP	3:38.821
68	4.209	2:56.995	75	23.838	3:09.675	68	32.911	3:06.393	68	43.172	3:06.320	34	1 LAP	3:48.559	28	1 LAP	3:40.196
54	5.606	2:58.392	68	24.279	3:17.936	54	36.504	3:09.737	54	49.172	3:08.727	40	1 LAP	3:53.062	97	2 LAPS	5:19.625
75	12.029	3:04.815	54	24.528	3:16.788	75	38.918	3:12.841	75	56.032	3:13.173	47	1 LAP	3:50.194	172	1 LAP	3:38.715
181	12.369	3:05.155	70	29.140	3:11.738	84	43.464	3:10.926	84	59.938	3:12.533	68	52.366	3:12.305	34	1 LAP	3:40.492
70	15.268	3:08.054	84	30.299	3:12.512	70	44.198	3:12.819	70	1:01.389	3:13.250	54	1:01.698	3:15.637	26	1 LAP	3:52.650
84	15.653	3:08.439	146	31.175	3:12.217	146	45.462	3:12.048	79	1:02.051	3:10.675	39	1 LAP	4:45.338	68	1:02.951	3:13.996
146	16.824	3:09.610	87	32.776	3:13.341	79	47.435	3:11.091	146	1:03.631	3:14.228	75	1:08.816	3:15.895	54	1:13.546	3:15.259
87	17.301	3:10.087	72	33.293	3:11.363	72	47.897	3:12.365	72	1:06.332	3:14.494	79	1:10.457	3:11.517	75	1:19.350	3:13.945
80	19.429	3:12.215	79	34.105	3:10.448	58	55.438	3:13.710	58	1:14.022	3:14.643	84	1:10.818	3:13.991	79	1:19.829	3:12.783
72	19.796	3:12.582	80	35.461	3:13.898	66	56.260	3:12.023	66	1:14.797	3:14.596	70	1:13.402	3:15.124	70	1:28.167	3:18.176
79	21.523	3:14.309	58	39.489	3:15.588	86	57.536	3:13.919	181	1:14.831	3:09.327	146	1:15.559	3:15.039	146	1:30.492	3:18.344
58	21.767	3:14.553	86	41.378	3:17.006	181	1:01.563	3:14.216	97	1 LAP	4:31.924	72	1:19.653	3:16.432	40	1 LAP	3:53.867
86	22.238	3:15.024	66	41.998	3:15.993	83	1:03.815	3:14.678	86	1:17.075	3:15.598	181	1:26.029	3:14.309	72	1:34.678	3:18.436
66	23.871	3:16.657	82	44.983	3:17.807	80	1:05.842	3:28.142	83	1:26.591	3:18.835	66	1:28.545	3:16.859	39	1 LAP	3:39.142
82	25.042	3:17.828	181	45.108	3:30.605	46	1:07.020	3:18.469	80	1:27.067	3:17.284	58	1:30.687	3:19.776	66	1:43.167	3:18.033
46	25.248	3:18.034	46	46.312	3:18.930	37	1:10.723	3:19.260	46	1:30.728	3:19.767	86	1:32.198	3:18.234	58	1:44.836	3:17.560
83	25.530	3:18.316	83	46.898	3:19.234	82	1:12.066	3:24.844	37	1:34.858	3:20.194	83	1:47.745	3:24.265	86	1:46.784	3:17.997
37	28.072	3:20.858	37	49.224	3:19.018	87	1:12.422	3:37.407	14	1:45.711	3:20.995	80	1:49.462	3:25.506	181	1:48.332	3:25.714
98	28.930	3:21.716	98	53.481	3:22.417	14	1:20.775	3:24.016	82	1:46.911	3:30.904	46	1:51.600	3:23.983	47	1 LAP	4:11.771
14	30.153	3:22.939	14	54.520	3:22.233	98	1:24.118	3:28.398	98	1:59.809	3:31.750	37	1:56.074	3:24.327	80	2:06.500	3:20.449
81	36.344	3:29.130	81	1:09.579	3:31.101	81	1:42.789	3:30.971	81	2:22.752	3:36.022	14	2:05.967	3:23.367	83	2:07.788	3:23.454
128	36.917	3:29.703	128	1:10.248	3:31.197	128	1:44.066	3:31.579	128	2:23.112	3:35.105	82	2:18.861	3:35.061	46	2:11.638	3:23.449
38	37.972	3:30.758	38	1:10.563	3:30.457	30	1:44.615	3:30.409	30	2:24.163	3:35.607	98	2:27.730	3:31.032	37	2:16.702	3:24.039
93	38.961	3:31.747	93	1:11.244	3:30.149	93	1:47.672	3:34.189	93	2:25.486	3:33.873	81	2:57.952	3:38.311	14	2:25.790	3:23.234
30	42.207	3:34.993	30	1:11.967	3:27.626	88	1:52.217	3:24.434	88	2:25.719	3:29.561	30	2:58.103	3:37.051	98	2:54.810	3:30.491
194	44.865	3:37.651	194	1:23.458	3:36.459	194	2:00.023	3:34.326	194	2:43.035	3:39.071	128	2:58.504	3:38.503			
28	51.060	3:43.846	88	1:25.544	3:25.411	28	2:05.861	3:37.135	28	2:48.464	3:38.662	93	2:59.897	3:37.522			
34	51.885	3:44.671	28	1:26.487	3:33.293	172	2:18.376	3:40.590	172	2:57.892	3:35.575						
26	54.305	3:47.091	26	1:35.069	3:38.630	26	2:19.061	3:41.753									
172	54.685	3:47.471	172	1:35.547	3:38.728	39	2:19.156	3:36.149									
88	57.999	3:50.785	39	1:40.768	3:35.496	34	2:19.870	3:36.143									
40	1:02.891	3:55.677	34	1:41.488	3:47.469	38	2:19.998	4:07.196									
39	1:03.138	3:55.924	40	1:56.254	3:51.229	40	2:48.612	3:50.119									
47	1:05.199	3:57.985	47	1:58.696	3:51.363	47	2:52.052	3:51.117									
90	1:13.126	4:05.912	97	2:38.300	4:09.726												
97	1:26.440	4:19.226															

Session Start: 14:34:23 - Finish: 14:55:17

Weather/Track Conditions: Rain / Wet

Circuit: Silverstone Historic Grand Prix

Track Length: 5.857 Km - 3.6394 miles

Silverstone International Trophy - 21 - 22 May 2016

Historic Formula Junior

Race 2 - Lap Chart

Lap 7		
NO	Behind	Laptime
53		3:02.860
187	3.312	3:01.798
82	1 LAP	3:59.910
30	1 LAP	3:28.988
81	1 LAP	3:33.477
128	1 LAP	3:33.313
93	1 LAP	3:32.905
194	1 LAP	3:41.372
28	1 LAP	3:40.344
172	1 LAP	3:33.604
68	1:17.139	3:17.048
54	1:24.242	3:13.556
34	1 LAP	3:42.908
79	1:28.866	3:11.897
75	1:29.010	3:12.520
26	1 LAP	3:46.710
70	1:38.854	3:13.547
146	1:41.881	3:14.249
72	1:48.821	3:17.003
181	1:59.163	3:13.691
66	1:59.475	3:19.168
58	2:00.413	3:18.437
86	2:00.811	3:16.887
97	2 LAPS	4:41.489
39	1 LAP	3:37.852
40	1 LAP	3:51.874
83	2:28.356	3:23.428
46	2:30.384	3:21.606
37	2:36.046	3:22.204
80	2:36.182	3:32.542
14	2:43.959	3:21.029
47	1 LAP	4:01.114
98	3:22.008	3:30.058

Session Start: 14:34:23 - Finish: 14:55:17
Weather/Track Conditions: Rain / Wet
Circuit: Silverstone Historic Grand Prix
Track Length: 5.857 Km - 3.6394 miles

Silverstone International Trophy - 21 - 22 May 2016

Jaguar Classic Challenge Qualifying for Race 3 - Classification

Sheet No:

POS	NO	DRIVER/S	CLASS	CLASS POS	CAR MAKE / MODEL	TIME	ON	LAPS	GAP	DIFF	MPH
1	91	Thomas-Lockie	E	1	Jaguar E-type	2:49.156	8	8			77.45
2	17	Gate-Coyne	E	2	Jaguar E-type	2:51.267	6	6	2.111	2.111	76.50
3	12	Martin Stretton	E	3	Jaguar E-type	2:51.894	8	8	2.738	0.627	76.22
4	53	John Pearson	E	4	Jaguar E-type	2:53.620	6	8	4.464	1.726	75.46
5	44	Stanley-Mahapatra	E	5	Jaguar E-type	2:56.101	8	8	6.945	2.481	74.40
6	55	Melling-Dodd	E	6	Jaguar E-type	2:56.361	7	7	7.205	0.260	74.29
7	86	Martin Hunt	E	7	Jaguar E-type	2:57.280	7	8	8.124	0.919	73.90
8	37	Gary Pearson	C	1	Jaguar D-type	2:57.425	8	8	8.269	0.145	73.84
9	7	Marcus Graf von Oeynhausen	E	8	Jaguar E-type	2:58.909	4	7	9.753	1.484	73.23
10	72	Jamie Boot	E	9	Jaguar E-type	3:00.054	8	8	10.898	1.145	72.77
11	25	John Burton	D	1	Jaguar E-type	3:01.605	5	7	12.449	1.551	72.14
12	112	Grahame Bull	D	2	Jaguar E-type	3:04.789	7	8	15.633	3.184	70.90
13	41	Michael Quinn	D	3	Jaguar E-type	3:05.187	6	8	16.031	0.398	70.75
14	84	Read Gomm	E	10	Jaguar E-type	3:05.435	8	8	16.279	0.248	70.65
15	64	James Paterson	E	11	Jaguar E-type	3:05.488	8	8	16.332	0.053	70.63
16	71	John Harper	D	4	Jaguar E-type	3:05.508	6	7	16.352	0.020	70.63
17	82	Robert Binfield	D	5	Jaguar E-type	3:05.793	8	8	16.637	0.285	70.52
18	136	Russell-Jardine	E	12	Jaguar E-type	3:06.161	7	7	17.005	0.368	70.38
19	155	Alistair Dyson	E	13	Jaguar E-type	3:06.268	8	8	17.112	0.107	70.34
20	23	Roger Cope	B	1	Jaguar Mk1	3:06.373	8	8	17.217	0.105	70.30
21	32	Skipworth-Dean	E	14	Jaguar E-type	3:06.957	7	7	17.801	0.584	70.08
22	9	Benjamin Eastick	C	2	Jaguar D-type	3:07.410	8	8	18.254	0.453	69.91
23	4	Mogridge-Foster	E	15	Jaguar E-type	3:07.504	7	7	18.348	0.094	69.87
24	65	Hall-O'Shea	D	6	Jaguar E-type	3:10.593	7	7	21.437	3.089	68.74
25	150	Keith-Lucas-Keith-Lucas	A	1	Jaguar XK150	3:11.630	4	7	22.474	1.037	68.37
26	33	Hans Huebner	E	16	Jaguar E-type	3:13.304	7	7	24.148	1.674	67.78
27	51	Nik Spencer	E	17	Jaguar E-type	3:14.193	8	8	25.037	0.889	67.47
28	56	Peter Lanfranchi	D	7	Jaguar E-type	3:14.312	7	8	25.156	0.119	67.43
29	15	Paul Castaldini	E	18	Jaguar E-type	3:14.369	3	5	25.213	0.057	67.41
30	19	Colin McKay	E	19	Jaguar E-type	3:16.621	6	7	27.465	2.252	66.63
31	122	Tom Harris	E	20	Jaguar E-type	3:18.303	7	7	29.147	1.682	66.07
32	133	Paul Kennelly	A	2	Jaguar XK150S	3:19.415	7	7	30.259	1.112	65.70
33	49	Osborne-Radcliffe	B	2	Jaguar Mk1	3:25.025	7	7	35.869	5.610	63.90
34	68	Marc Gordon	A	3	Jaguar XK150	3:27.753	2	5	38.597	2.728	63.06
35	31	Georg Nolte	A	4	Jaguar E-type	3:32.586	7	7	43.430	4.833	61.63

Car 44 requires a working transponder - Regulation Q.12.2.1 refers.

Session Start: 09:59:40 - Finish: 10:24:41

Weather/Track Conditions: Cloud / Damp

Circuit: Silverstone Historic Grand Prix

Track Length: 5.857 Km - 3.6394 miles

ALL RACES AT THIS EVENT WILL HAVE A ROLLING START

These results are provisional until the conclusion of any judicial and technical matters.

Clerk of the Course: <div style="text-align: right;">Julian Floyd</div>	Timekeeper: <div style="text-align: right;">Nick Palmer</div>	Issued at:
--	--	------------

Silverstone International Trophy - 21 - 22 May 2016

Jaguar Classic Challenge

Qualifying for Race 3 - Sector Analysis

31 Georg Nolte (A)									Jaguar E-type								
lap	Sect-1	Speed	Sect-2	Speed	Sect-3	Speed	TopSpeed	laptime pit	lap	Sect-1	Speed	Sect-2	Speed	Sect-3	Speed	Topspeed	laptime pit
1	1:13.462	82.2	1:58.580	78.9	41.792	78.0		3:53.834	5	1:10.368	88.7	1:53.043	87.8	38.512	84.9		3:41.923
2	1:08.709	90.9	1:56.991	77.5	40.827	81.6		3:46.527	6	1:06.115	90.0	1:51.090	84.0	39.031	85.9		3:36.236
3	1:10.539	76.2	1:54.873	77.2	40.731	81.2		3:46.143	7	1:06.458	96.4	1:47.211	88.5	38.917	75.5		3:32.586
4	1:11.205	77.0	1:51.895	76.9	40.173	79.7		3:43.273	8								

32 Skipworth-Dean (E)									Jaguar E-type								
lap	Sect-1	Speed	Sect-2	Speed	Sect-3	Speed	TopSpeed	laptime pit	lap	Sect-1	Speed	Sect-2	Speed	Sect-3	Speed	Topspeed	laptime pit
1	1:09.283	91.8	1:45.910	77.4	38.936	82.0		3:34.129	5	Out	106.4	1:34.850	100.5	34.729	96.0		4:30.180 P
2	1:07.096	87.5	1:43.314	79.0	37.905	85.7		3:28.315	6	58.675	110.2	1:33.779	85.5	35.252	97.9		3:07.706
3	1:05.485	87.6	1:46.931	80.4	38.961	83.5		3:31.377	7	57.882	106.0	1:34.445	96.6	34.630	98.0		3:06.957
4	1:04.645	86.8	1:44.434	70.9				3:37.942	8								

33 Hans Huebner (E)									Jaguar E-type								
lap	Sect-1	Speed	Sect-2	Speed	Sect-3	Speed	TopSpeed	laptime pit	lap	Sect-1	Speed	Sect-2	Speed	Sect-3	Speed	Topspeed	laptime pit
1	1:09.168	80.7	1:53.499	77.5	38.888	86.9		3:41.555	5	Out	109.5	1:38.062	92.6	35.537	89.4		4:06.401 P
2	1:05.187	100.0	1:44.233	84.6	38.677	89.2		3:28.097	6	1:00.713	109.8	1:42.804	94.0	36.762	89.8		3:20.279
3	1:02.944	99.0	1:40.043	88.1	35.805	92.0		3:18.792	7	1:00.141	105.5	1:36.273	92.3	36.890	85.6		3:13.304
4	1:00.197	112.4	1:38.574	83.0				3:22.004	8								


37 Gary Pearson (C)									Jaguar D-type								
lap	Sect-1	Speed	Sect-2	Speed	Sect-3	Speed	TopSpeed	laptime pit	lap	Sect-1	Speed	Sect-2	Speed	Sect-3	Speed	Topspeed	laptime pit
1	1:04.265	102.9	1:40.895	84.7	36.817	86.9		3:21.977	5	57.150	111.5	1:29.946	98.5	33.388	91.2		3:00.484
2	1:01.556	107.5	1:36.321	91.2	34.669	92.5		3:12.546	6	57.204	113.4	1:32.240	94.1	34.018	94.8		3:03.462
3	1:00.226	109.3	1:32.329	99.0	34.016	92.1		3:06.571	7	56.844	112.4	1:28.649	101.2	33.060	95.9		2:58.553
4	57.900	103.9	1:32.693	103.1	33.501	95.6		3:04.094	8	56.913	113.6	1:28.133	104.7	32.379	96.4		2:57.425

41 Michael Quinn (D)									Jaguar E-type								
lap	Sect-1	Speed	Sect-2	Speed	Sect-3	Speed	TopSpeed	laptime pit	lap	Sect-1	Speed	Sect-2	Speed	Sect-3	Speed	Topspeed	laptime pit
1	1:11.195	89.7	1:51.514	68.3	38.739	89.1		3:41.448	5	58.437	107.0	1:35.846	96.6	34.378	94.8		3:08.661
2	1:06.484	91.8	1:45.800	84.4				3:36.902	6	57.936	111.1	1:33.242	93.2	34.009	96.1		3:05.187
3	Out	104.9	1:39.104	51.9	40.459	91.2		3:37.595 P	7	57.983	101.5	1:52.208	87.5	34.612	93.2		3:24.803
4	59.712	101.5	1:37.126	90.2	34.950	92.8		3:11.788	8	59.589	105.8	1:33.661	89.1	34.845	92.5		3:08.095

44 Stanley-Mahapatra (E)									Jaguar E-type								
lap	Sect-1	Speed	Sect-2	Speed	Sect-3	Speed	TopSpeed	laptime pit	lap	Sect-1	Speed	Sect-2	Speed	Sect-3	Speed	Topspeed	laptime pit
1								3:38.074	5			In		In			4:21.984 P
2								3:15.519	6								3:00.320
3								3:20.024	7								2:57.736
4								3:24.071	8								2:56.101

49 Osborne-Radcliffe (B)									Jaguar Mk1								
lap	Sect-1	Speed	Sect-2	Speed	Sect-3	Speed	TopSpeed	laptime pit	lap	Sect-1	Speed	Sect-2	Speed	Sect-3	Speed	Topspeed	laptime pit
1	1:09.688	86.6	1:53.188	71.3	40.297	85.9		3:43.173	5	Out	92.6	1:46.105	91.1	37.187	89.0		5:56.693 P
2	1:06.676	93.9	1:43.866	78.5	38.304	85.3		3:28.846	6	1:03.981	97.3	1:44.683	81.9	36.942	87.0		3:25.606
3	1:05.055	94.1	1:45.989	81.3	39.132	84.0		3:30.176	7	1:04.201	96.6	1:43.884	87.8	36.940	87.1		3:25.025
4	1:04.583	91.3	1:44.275	74.2				3:38.475	8								

51 Nik Spencer (E)									Jaguar E-type								
lap	Sect-1	Speed	Sect-2	Speed	Sect-3	Speed	TopSpeed	laptime pit	lap	Sect-1	Speed	Sect-2	Speed	Sect-3	Speed	Topspeed	laptime pit
1	1:13.219	80.6	1:51.083	81.5	38.181	86.9		3:42.483	5	1:02.716	94.7	1:39.977	87.7	35.325	90.8		3:18.018
2	1:05.148	92.7	1:44.681	81.0	37.291	84.3		3:27.120	6	1:01.307	92.6	1:37.787	93.2	35.519	88.0		3:14.613
3	1:05.140	89.5	1:44.658	82.5	36.914	88.5		3:26.712	7	1:01.678	94.5	1:37.595	90.1	35.286	91.1		3:14.559
4	1:02.932	93.2	1:42.559	88.8	36.303	86.0		3:21.794	8	1:01.502	93.3	1:37.645	89.8	35.046	87.7		3:14.193



Session Start: 09:59:40 - Finish: 10:24:41
Weather/Track Conditions: Cloud / Damp
Circuit: Silverstone Historic Grand Prix
Track Length: 5.857 Km - 3.6394 miles

Silverstone International Trophy - 21 - 22 May 2016

Jaguar Classic Challenge

Qualifying for Race 3 - Sector Analysis

84 Read Gomm (E)									Jaguar E-type											
lap	Sect-1	Speed	Sect-2	Speed	Sect-3	Speed	TopSpeed	laptime	pit	lap	Sect-1	Speed	Sect-2	Speed	Sect-3	Speed	Topspeed	laptime	pit	
1	1:11.114	84.8	1:51.732	81.4	38.597	86.2		3:41.443		5	1:01.312	104.0	1:36.062	91.3	35.850	91.7			3:13.224	
2	1:05.670	108.9	1:40.432	89.8	36.445	92.2		3:22.547		6	59.155	109.7	1:34.516	90.7	36.532	84.1			3:10.203	
3	1:00.303	103.6	1:37.150	90.3	36.070	92.2		3:13.523		7	1:00.309	115.1	1:32.483	94.8	34.732	93.3			3:07.524	
4	1:00.233	104.5	1:35.488	96.0	35.578	93.4		3:11.299		8	56.636	117.1	1:34.222	102.6	34.577	95.0			3:05.435	

86 Martin Hunt (E)									Jaguar E-type											
lap	Sect-1	Speed	Sect-2	Speed	Sect-3	Speed	TopSpeed	laptime	pit	lap	Sect-1	Speed	Sect-2	Speed	Sect-3	Speed	Topspeed	laptime	pit	
1	1:15.220	93.7	1:46.179	75.1	36.726	91.7		3:38.125		5	Out	114.5	1:30.499	99.7	33.999	97.9			4:06.605	P
2	1:00.409	112.4	1:34.876	103.4	34.296	95.0		3:09.581		6	57.695	116.5	1:31.442	102.1	34.044	95.7			3:03.181	
3	57.565	108.9	1:36.577	96.3	34.729	94.5		3:08.871		7	55.832	123.1	1:28.727	107.9	32.721	96.3			2:57.280	
4	59.055	114.7	1:31.984	102.3				3:10.877		8	55.872	118.6	1:29.302	108.6	32.940	97.7			2:58.114	

91 Thomas-Lockie (E)									Jaguar E-type											
lap	Sect-1	Speed	Sect-2	Speed	Sect-3	Speed	TopSpeed	laptime	pit	lap	Sect-1	Speed	Sect-2	Speed	Sect-3	Speed	Topspeed	laptime	pit	
1	57.001	103.7	1:30.971	98.7	33.139	99.6		3:01.111		5	53.966	115.5	1:27.964	98.8					3:10.164	
2	55.667	115.1	1:29.445	104.2	32.888	101.0		2:58.000		6	Out	121.6	1:28.713	98.0	32.093	105.1			5:27.605	P
3	54.611	119.8	1:28.378	110.9	32.623	101.2		2:55.612		7	54.600	125.2	1:24.548	110.6	31.153	101.5			2:50.301	
4	56.070	121.4	1:27.890	108.2	31.990	101.3		2:55.950		8	53.337	126.9	1:23.504	106.7	32.315	101.3			2:49.156	


112 Grahame Bull (D)									Jaguar E-type											
lap	Sect-1	Speed	Sect-2	Speed	Sect-3	Speed	TopSpeed	laptime	pit	lap	Sect-1	Speed	Sect-2	Speed	Sect-3	Speed	Topspeed	laptime	pit	
1	1:10.927	85.7	1:49.809	83.3	38.429	84.2		3:39.165		5	57.682	111.7	1:34.465	99.7	34.966	93.7			3:07.113	
2	1:03.553	98.8	1:39.855	86.6	35.504	90.7		3:18.912		6	58.398	107.0	1:33.693	98.8	34.479	93.7			3:06.570	
3	1:00.799	100.0	1:36.467	94.5	34.695	90.2		3:11.961		7	58.104	104.4	1:32.687	99.0	33.998	94.5			3:04.789	
4	57.945	102.6	1:34.571	104.0	34.732	89.5		3:07.248		8	58.029	107.5	1:32.537	99.1	34.399	84.3			3:04.965	

122 Tom Harris (E)									Jaguar E-type											
lap	Sect-1	Speed	Sect-2	Speed	Sect-3	Speed	TopSpeed	laptime	pit	lap	Sect-1	Speed	Sect-2	Speed	Sect-3	Speed	Topspeed	laptime	pit	
1	1:17.051	80.3	1:54.121	74.9	40.049	78.2		3:51.221		5	1:04.755	91.9	1:42.068	88.4	37.366	83.7			3:24.189	
2	1:09.265	88.5	1:47.280	85.4	38.672	79.9		3:35.217		6	1:03.560	99.1	1:42.163	90.8	36.731	85.5			3:22.454	
3	1:06.169	90.8	1:48.356	85.9	37.887	81.3		3:32.412		7	1:02.191	99.9	1:39.713	89.0	36.399	88.9			3:18.303	
4	1:05.311	92.6	1:44.169	87.8	37.513	82.8		3:26.993		8										

133 Paul Kennelly (A)									Jaguar XK150S											
lap	Sect-1	Speed	Sect-2	Speed	Sect-3	Speed	TopSpeed	laptime	pit	lap	Sect-1	Speed	Sect-2	Speed	Sect-3	Speed	Topspeed	laptime	pit	
1	1:13.940	81.9	1:52.151	70.8	40.282	79.3		3:46.373		5	1:03.286	103.6	1:41.191	90.7	36.270	84.4			3:20.747	
2	1:08.231	87.2	1:46.953	81.4	39.112	83.1		3:34.296		6	1:02.781	100.0	1:39.652	97.3	37.144	86.2			3:19.577	
3	1:05.128	94.1	1:44.076	82.7	37.553	86.0		3:26.757		7	1:04.895	93.1	1:38.523	94.0	35.997	86.2			3:19.415	
4	1:04.102	91.9	1:41.808	86.9	37.109	85.5		3:23.019		8										

136 Russell-Jardine (E)									Jaguar E-type											
lap	Sect-1	Speed	Sect-2	Speed	Sect-3	Speed	TopSpeed	laptime	pit	lap	Sect-1	Speed	Sect-2	Speed	Sect-3	Speed	Topspeed	laptime	pit	
1	1:13.006	98.0	1:43.935	78.3	36.768	91.2		3:33.709		5	57.711	106.4	1:37.329	76.3					3:26.183	
2	1:01.221	92.1	1:38.607	94.1	35.267	93.8		3:15.095		6	Out	106.5	1:35.336	87.0	35.658	93.0			4:48.818	P
3	58.700	95.9	1:36.647	97.4	35.456	92.0		3:10.803		7	58.541	109.3	1:33.200	92.8	34.420	97.3			3:06.161	
4	59.047	99.4	1:34.187	92.3	34.602	95.0		3:07.836		8										

150 Keith-Lucas-Keith-Lucas (A)									Jaguar XK150											
lap	Sect-1	Speed	Sect-2	Speed	Sect-3	Speed	TopSpeed	laptime	pit	lap	Sect-1	Speed	Sect-2	Speed	Sect-3	Speed	Topspeed	laptime	pit	
1	1:13.590	84.9	1:53.566	75.7	38.426	91.0		3:45.582		5	1:00.902	107.2	1:36.321	94.8					3:21.335	
2	1:04.959	96.7	1:41.904	89.1	35.589	93.2		3:22.452		6	Out	88.5	1:59.902	81.0	38.656	84.5			5:15.993	P
3	1:00.844	108.6	1:38.546	84.6	37.293	93.8		3:16.683		7	1:06.747	94.7	1:49.463	88.0	38.222	80.8			3:34.432	
4	1:00.030	107.0	1:36.414	93.9	35.186	94.6		3:11.630		8										




Session Start: 09:59:40 - Finish: 10:24:41
 Weather/Track Conditions: Cloud / Damp
 Circuit: Silverstone Historic Grand Prix
 Track Length: 5.857 Km - 3.6394 miles

Silverstone International Trophy - 21 - 22 May 2016

Jaguar Classic Challenge

Qualifying for Race 3 - Sector Analysis

155 Alistair Dyson (E)									Jaguar E-type								
lap	Sect-1	Speed	Sect-2	Speed	Sect-3	Speed	TopSpeed	laptime pit	lap	Sect-1	Speed	Sect-2	Speed	Sect-3	Speed	Topspeed	laptime pit
1	1:09.266	90.3	1:43.220	86.7	37.566	89.1		3:30.052	5	58.729	101.7	1:36.062	94.3	34.715	91.9		3:09.506
2	1:02.128	96.7	1:38.083	85.1	35.827	86.1		3:16.038	6	58.357	100.6	1:35.799	94.9	36.190	93.3		3:10.346
3	1:02.020	96.7	1:38.254	87.3	35.251	89.7		3:15.525	7	1:01.548	103.4	1:36.144	88.9	34.731	92.8		3:12.423
4	1:00.208	94.0	1:35.109	93.5	34.888	84.7		3:10.205	8	58.941	105.4	1:34.188	97.0	33.139	91.3		3:06.268




Silverstone International Trophy - 21 - 22 May 2016

Jaguar Classic Challenge

Qualifying for Race 3 - Best Sector Times

POS	NO	DRIVER/S	Sector 1			Sector 2			Sector 3			IDEAL LAP	BEST LAP	On
			TIME	LAP	POS	TIME	LAP	POS	TIME	LAP	POS			
1	91	Thomas-Lockie	53.337	8	1	1:23.504	8	1	31.153	7	1	2:47.994	2:49.156	8
2	17	Gate-Coyne							31.625	6	2		2:51.267	6
3	12	Martin Stretton	53.444	6	2	1:25.300	8	2	32.096	8	3	2:50.840	2:51.894	8
4	53	John Pearson	54.131	6	3	1:27.129	6	3	32.360	6	5	2:53.620	2:53.620	6
5	44	Stanley-Mahapatra											2:56.101	8
6	55	Melling-Dodd	55.328	7	4	1:28.477	7	5	32.556	7	7	2:56.361	2:56.361	7
7	86	Martin Hunt	55.832	7	7	1:28.727	7	7	32.721	7	8	2:57.280	2:57.280	7
8	37	Gary Pearson	56.844	7	11	1:28.133	8	4	32.379	8	6	2:57.356	2:57.425	8
9	7	Marcus Graf von Oeynhaus	55.427	6	5	1:28.854	7	8	32.268	7	4	2:56.549	2:58.909	4
10	72	Jamie Boot	56.592	8	9	1:30.419	8	9	33.043	8	9	3:00.054	3:00.054	8
11	25	John Burton	55.668	5	6	1:28.677	7	6	33.753	7	11	2:58.098	3:01.605	5
12	112	Grahame Bull	57.682	5	13	1:32.537	8	11	33.998	7	12	3:04.217	3:04.789	7
13	41	Michael Quinn	57.936	6	16	1:33.242	6	14	34.009	6	13	3:05.187	3:05.187	6
14	84	Read Gomm	56.636	8	10	1:32.483	7	10	34.577	8	21	3:03.696	3:05.435	8
15	64	James Paterson	56.576	8	8	1:33.615	7	16	34.349	8	18	3:04.540	3:05.488	8
16	71	John Harper	57.517	7	12	1:32.913	4	12	34.090	6	14	3:04.520	3:05.508	6
17	82	Robert Binfield	58.156	8	17	1:33.342	8	15	34.295	8	16	3:05.793	3:05.793	8
18	136	Russell-Jardine	57.711	5	14	1:33.200	7	13	34.420	7	20	3:05.331	3:06.161	7
19	155	Alistair Dyson	58.357	6	18	1:34.188	8	19	33.139	8	10	3:05.684	3:06.268	8
20	23	Roger Cope							34.296	7	17		3:06.373	8
21	32	Skipworth-Dean	57.882	7	15	1:33.779	6	17	34.630	7	22	3:06.291	3:06.957	7
22	9	Benjamin Eastick	58.756	8	19	1:33.910	8	18	34.390	6	19	3:07.056	3:07.410	8
23	4	Mogridge-Foster	58.835	7	20	1:34.492	7	20	34.177	7	15	3:07.504	3:07.504	7
24	65	Hall-O'Shea	59.150	7	21	1:36.227	7	21	35.216	7	26	3:10.593	3:10.593	7
25	150	Keith-Lucas-Keith-Lucas	1:00.030	4	22	1:36.321	5	23	35.186	4	25	3:11.537	3:11.630	4
26	33	Hans Huebner	1:00.141	7	23	1:36.273	7	22	35.537	5	27	3:11.951	3:13.304	7
27	51	Nik Spencer	1:01.307	6	26	1:37.595	7	26	35.046	8	24	3:13.948	3:14.193	8
28	56	Peter Lanfranchi	1:00.808	8	25	1:37.361	7	25	35.594	7	28	3:13.763	3:14.312	7
29	15	Paul Castaldini	1:01.865	3	27	1:37.010	3	24	34.979	2	23	3:13.854	3:14.369	3
30	19	Colin McKay	1:00.229	7	24	1:38.932	6	29	35.920	7	29	3:15.081	3:16.621	6
31	122	Tom Harris	1:02.191	7	28	1:39.713	7	30	36.399	7	32	3:18.303	3:18.303	7
32	133	Paul Kennelly	1:02.781	6	29	1:38.523	7	27	35.997	7	30	3:17.301	3:19.415	7
33	49	Osborne-Radcliffe	1:03.981	6	31	1:43.866	2	31	36.940	7	33	3:24.787	3:25.025	7
34	68	Marc Gordon	1:03.267	5	30	1:38.652	5	28	36.108	4	31	3:18.027	3:27.753	2
35	31	Georg Nolte	1:06.115	6	32	1:47.211	7	32	38.512	5	34	3:31.838	3:32.586	7



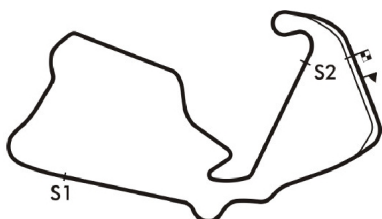
Session Start: 09:59:40 - Finish: 10:24:41
Weather/Track Conditions: Cloud / Damp
Circuit: Silverstone Historic Grand Prix
Track Length: 5.857 Km - 3.6394 miles

Silverstone International Trophy - 21 - 22 May 2016

Jaguar Classic Challenge

Qualifying for Race 3 - Best Sector Speeds

	NO	SECTOR 1	MPH	NO	SECTOR 2	MPH	NO	SECTOR 3	MPH
1	53	John Pearson	132.6	7	Marcus Graf von	114.5	91	Thomas-Lockie	105.1
2	12	Martin Stretton	126.9	17	Gate-Coyne	112.2	17	Gate-Coyne	104.6
3	91	Thomas-Lockie	126.9	91	Thomas-Lockie	110.9	12	Martin Stretton	103.4
4	86	Martin Hunt	123.1	23	Roger Cope	110.6	53	John Pearson	102.8
5	7	Marcus Graf von	118.8	86	Martin Hunt	108.6	7	Marcus Graf von	101.8
6	55	Melling-Dodd	118.1	12	Martin Stretton	105.8	55	Melling-Dodd	101.6
7	72	Jamie Boot	117.9	37	Gary Pearson	104.7	25	John Burton	100.1
8	84	Read Gomm	117.1	53	John Pearson	104.7	32	Skipworth-Dean	98.0
9	82	Robert Binfield	116.3	82	Robert Binfield	104.5	71	John Harper	97.9
10	65	Hall-O'Shea	114.1	112	Grahame Bull	104.0	86	Martin Hunt	97.9
11	9	Benjamin Eastick	113.6	84	Read Gomm	102.6	72	Jamie Boot	97.3
12	37	Gary Pearson	113.6	19	Colin McKay	102.1	136	Russell-Jardine	97.3
13	64	James Paterson	112.6	25	John Burton	100.9	64	James Paterson	96.7
14	33	Hans Huebner	112.4	32	Skipworth-Dean	100.5	37	Gary Pearson	96.4
15	25	John Burton	111.8	65	Hall-O'Shea	100.2	41	Michael Quinn	96.1
16	112	Grahame Bull	111.7	72	Jamie Boot	99.4	15	Paul Castaldini	96.0
17	41	Michael Quinn	111.1	64	James Paterson	99.3	84	Read Gomm	95.0
18	71	John Harper	110.7	55	Melling-Dodd	99.1	150	Keith-Lucas-Keith-Lucas	94.6
19	32	Skipworth-Dean	110.2	136	Russell-Jardine	97.4	112	Grahame Bull	94.5
20	136	Russell-Jardine	109.3	133	Paul Kennelly	97.3	23	Roger Cope	94.2
21	150	Keith-Lucas-Keith-Lucas	108.6	155	Alistair Dyson	97.0	4	Mogridge-Foster	94.0
22	19	Colin McKay	107.4	41	Michael Quinn	96.6	56	Peter Lanfranchi	93.8
23	155	Alistair Dyson	105.4	4	Mogridge-Foster	94.9	82	Robert Binfield	93.3
24	133	Paul Kennelly	103.6	150	Keith-Lucas-Keith-Lucas	94.8	155	Alistair Dyson	93.3
25	56	Peter Lanfranchi	103.4	33	Hans Huebner	94.0	9	Benjamin Eastick	93.2
26	15	Paul Castaldini	103.2	9	Benjamin Eastick	93.6	33	Hans Huebner	92.0
27	4	Mogridge-Foster	100.6	51	Nik Spencer	93.2	51	Nik Spencer	91.1
28	122	Tom Harris	99.9	71	John Harper	93.1	19	Colin McKay	90.7
29	49	Osborne-Radcliffe	97.3	15	Paul Castaldini	92.8	65	Hall-O'Shea	89.8
30	31	Georg Nolte	96.4	49	Osborne-Radcliffe	91.1	49	Osborne-Radcliffe	89.0
31	68	Marc Gordon	95.9	56	Peter Lanfranchi	90.8	122	Tom Harris	88.9
32	51	Nik Spencer	94.7	122	Tom Harris	90.8	68	Marc Gordon	86.6
33	17	Gate-Coyne	0.0	31	Georg Nolte	88.5	133	Paul Kennelly	86.2
34	23	Roger Cope	0.0	68	Marc Gordon	86.5	31	Georg Nolte	85.9
35	44	Stanley-Mahapatra	0.0	44	Stanley-Mahapatra	0.0	44	Stanley-Mahapatra	0.0



Session Start: 09:59:40 - Finish: 10:24:41

Weather/Track Conditions: Cloud / Damp

Circuit: Silverstone Historic Grand Prix

Track Length: 5.857 Km - 3.6394 miles

Silverstone International Trophy - 21 - 22 May 2016

Jaguar Classic Challenge Race 3 - Starting Grid - AMENDED

Sheet No:

Start Time : 15:05 - Heat Duration : 40 Minutes

18	35	37 Georg Nolte			
17	33	49 Osborne-Radcliffe		34	68 Marc Gordon
16	31	122 Tom Harris		32	133 Paul Kennelly
15	29	15 Paul Castaldini		30	19 Colin McKay
14	27	51 Nik Spencer		28	56 Peter Lanfranchi
13	25	150 Keith-Lucas-Keith-Lucas		26	33 Hans Huebner
12	23	4 Mogridge-Foster		24	65 Hall-O'Shea
11	21	32 Skipworth-Dean		22	9 Benjamin Eastick
10	19	155 Alistair Dyson		20	23 Roger Cope
9	17	82 Robert Binfield		18	136 Russell-Jardine
8	15	64 James Paterson		16	71 John Harper
7	13	41 Michael Quinn		14	84 Read Gomm
6	11	25 John Burton		12	112 Grahame Bull
5	9	7 Marcus Graf von Oeynhausen		10	72 Jamie Boot
4	7	86 Martin Hunt		8	37 Gary Pearson
3	5	44 Stanley-Mahapatra		6	55 Melling-Dodd
2	3	12 Martin Stretton		4	53 John Pearson
1	1	91 Thomas-Lockie		2	17 Gate-Coyne

Pole Right



ALL RACES AT THIS EVENT WILL HAVE A ROLLING START

*Circuit: Silverstone Historic Grand Prix
Track Length: 5.857 Km - 3.6394 miles*

These results are provisional until the conclusion of any judicial and technical matters.

Clerk of the Course:

Julian Floyd

Timekeeper:

Nick Palmer

Issued at:

Silverstone International Trophy - 21 - 22 May 2016

Jaguar Classic Challenge

Race 3 - Classification

Sheet No:

POS	NO	DRIVER/S	CLASS	CLASS POS	CAR MAKE / MODEL	TIME	LAPS	GAP	DIFF	MPH	BEST	ON
1	91	Lockie-Thomas	E	1	Jaguar E-type	40:40.136	12	-- 12 laps		64.43	2:39.563	12
2	12	Martin Stretton	E	2	Jaguar E-type	40:40.401	12	0.265	0.265	64.42	2:40.295	12
3	53	John Pearson	E	3	Jaguar E-type	40:42.270	12	2.134	1.869	64.37	2:41.064	9
4	37	Gary Pearson	C	1	Jaguar D-type	40:52.783	12	12.647	10.513	64.09	2:42.423	10
5	7	Marcus Graf von Oeynhausen	E	4	Jaguar E-type	41:19.568	12	39.432	26.785	63.40	2:46.679	9
6	86	Blakeney-Edwards-Hunt	E	5	Jaguar E-type	41:33.637	12	53.501	14.069	63.04	2:45.930	12
7	72	Jamie Boot	E	6	Jaguar E-type	41:41.408	12	1:01.272	7.771	62.85	2:49.231	12
8	155	Alistair Dyson	E	7	Jaguar E-type	41:53.110	12	1:12.974	11.702	62.56	2:50.704	12
9	25	John Burton	D	1	Jaguar E-type	41:54.079	12	1:13.943	0.969	62.53	2:54.754	12
10	84	Read Gomm	E	8	Jaguar E-type	41:55.123	12	1:14.987	1.044	62.51	2:50.131	12
11	112	Grahame Bull	E	9	Jaguar E-type	42:02.457	12	1:22.321	7.334	62.32	2:49.908	12
12	44	Mahapatra-Stanley	E	10	Jaguar E-type	42:02.768	12	1:22.632	0.311	62.32	2:49.871	12
13	15	Paul Castaldini	E	11	Jaguar E-type	42:03.482	12	1:23.346	0.714	62.30	2:50.580	12
14	4	Mogridge-Foster	E	12	Jaguar E-type	42:04.223	12	1:24.087	0.741	62.28	2:52.992	12
15	71	John Harper	D	2	Jaguar E-type	42:22.248	12	1:42.112	18.025	61.84	2:57.810	10
16	41	Michael Quinn	D	3	Jaguar E-type	42:27.810	12	1:47.674	5.562	61.70	2:55.228	12
17	64	James Paterson	E	13	Jaguar E-type	42:28.675	12	1:48.539	0.865	61.68	2:55.169	12
18	136	Russell-Jardine	E	14	Jaguar E-type	42:28.774	12	1:48.638	0.099	61.68	2:53.723	12
19	82	Robert Binfield	D	4	Jaguar E-type	42:37.543	12	1:57.407	8.769	61.47	2:52.821	12
20	32	Skipworth-Dean	D	5	Jaguar E-type	42:40.335	12	2:00.199	2.792	61.40	2:57.794	12
21	17	Gate-Coyne	E	15	Jaguar E-type	42:55.650	12	2:15.514	15.315	61.04	2:42.703	9
22	9	Benjamin Eastick	C	2	Jaguar D-type	42:56.736	12	2:16.600	1.086	61.01	3:00.575	12
23	56	Peter Lanfranchi	D	6	Jaguar E-type	42:57.432	12	2:17.296	0.696	60.99	2:59.224	11
24	33	Hans Huebner	E	16	Jaguar E-type	42:58.316	12	2:18.180	0.884	60.98	2:59.522	11
25	68	Marc Gordon	A	1	Jaguar XK150	43:08.616	12	2:28.480	10.300	60.73	3:00.022	12
26	51	Nik Spencer	E	17	Jaguar E-type	43:15.987	12	2:35.851	7.371	60.56	3:05.477	12
27	55	Dodd-Melling	E	18	Jaguar E-type	43:17.471	12	2:37.335	1.484	60.53	2:55.480	3
28	65	O'Shea-Hall	D	7	Jaguar E-type	43:17.896	12	2:37.760	0.425	60.52	3:04.251	12
29	133	Paul Kennelly	A	2	Jaguar XK150S	41:03.745	11	-- 11 laps	50.100	58.50	3:08.339	11
30	19	Colin McKay	E	19	Jaguar E-type	41:04.050	11	0.305	0.305	58.48	3:09.764	9
31	150	Keith-Lucas-Keith-Lucas	A	3	Jaguar XK150	41:11.668	11	7.923	7.618	58.30	3:14.556	3
32	122	Tom Harris	E	20	Jaguar E-type	41:22.292	11	18.547	10.624	58.05	3:05.149	11
33	31	Georg Nolte	E	21	Jaguar E-type	41:34.352	11	30.607	12.060	57.78	3:25.440	10
----- NOT CLASSIFIED -----												
DNF	23	Roger Cope	B		Jaguar Mk1	16:38.302	5	-- 5 laps --		65.62	3:06.743	2
DNF	49	Radcliffe-Osborne	B		Jaguar Mk1	10:11.022	3	-- 3 laps --	41.004	64.32	3:17.752	2

----- FASTEST LAP SUMMARY -----

NO	DRIVER/S	CLASS	CAR MAKE / MODEL	FASTEST LAP	ON	MPH
91	Lockie-Thomas	E	Jaguar E-type	2:39.563	12	82.11
37	Gary Pearson	C	Jaguar D-type	2:42.423	10	80.66
82	Robert Binfield	D	Jaguar E-type	2:52.821	12	75.81
68	Marc Gordon	A	Jaguar XK150	3:00.022	12	72.78
23	Roger Cope	B	Jaguar Mk1	3:06.743	2	70.16

Session Start: 15:14:06 - Finish: 15:54:46
Weather/Track Conditions: Overcast / Damp
Circuit: Silverstone Historic Grand Prix
Track Length: 5.857 Km - 3.6394 miles

These results are provisional until the conclusion of any judicial and technical matters.


Clerk of the Course: Julian Floyd	Timekeeper: Nick Palmer	Issued at:
--	--------------------------------	------------

Silverstone International Trophy - 21 - 22 May 2016

Jaguar Classic Challenge

Race 3 - Best Sector Times

POS	NO	DRIVER/S	Sector 1			Sector 2			Sector 3			IDEAL LAP	BEST LAP	On
			TIME	LAP	POS	TIME	LAP	POS	TIME	LAP	POS			
1	91	Lockie-Thomas	49.381	10	1	1:17.193	12	2	32.439	12	2	2:39.013	2:39.563	12
2	12	Martin Stretton	49.707	11	3	1:17.083	12	1	32.562	2	3	2:39.352	2:40.295	12
3	53	John Pearson	49.386	11	2	1:18.454	12	3	32.231	8	1	2:40.071	2:41.064	9
4	37	Gary Pearson	50.183	10	4	1:19.118	10	4	32.699	12	5	2:42.000	2:42.423	10
5	7	Marcus Graf von Oeynhausen	51.621	12	6	1:20.853	9	5	33.555	12	10	2:46.029	2:46.679	9
6	86	Blakeney-Edwards-Hunt	51.343	11	5	1:20.879	12	6	33.451	10	9	2:45.673	2:45.930	12
7	72	Jamie Boot	53.398	11	11	1:22.833	12	9	32.989	12	6	2:49.220	2:49.231	12
8	155	Alistair Dyson	52.681	12	8	1:24.614	12	13	33.409	12	8	2:50.704	2:50.704	12
9	25	John Burton	54.455	11	17	1:26.073	9	18	33.696	12	12	2:54.224	2:54.754	12
10	84	Read Gomm	53.217	12	10	1:22.673	12	8	34.241	12	19	2:50.131	2:50.131	12
11	112	Grahame Bull	52.498	12	7	1:23.643	12	11	33.767	12	14	2:49.908	2:49.908	12
12	44	Mahapatra-Stanley	53.547	10	12	1:22.653	12	7	33.136	10	7	2:49.336	2:49.871	12
13	15	Paul Castaldini	53.156	12	9	1:23.290	12	10	33.736	10	13	2:50.182	2:50.580	12
14	4	Mogridge-Foster	53.803	12	15	1:25.123	12	14	33.966	11	16	2:52.892	2:52.992	12
15	71	John Harper	55.236	11	21	1:27.181	10	19	34.555	2	22	2:56.972	2:57.810	10
16	41	Michael Quinn	54.952	12	20	1:25.757	12	16	34.519	12	21	2:55.228	2:55.228	12
17	64	James Paterson	54.629	12	18	1:25.881	12	17	34.659	12	25	2:55.169	2:55.169	12
18	136	Russell-Jardine	53.775	12	14	1:25.696	12	15	34.100	11	18	2:53.571	2:53.723	12
19	82	Robert Binfield	53.669	12	13	1:24.495	12	12	34.657	12	24	2:52.821	2:52.821	12
20	32	Skipworth-Dean	54.661	12	19	1:28.196	11	21	33.968	12	17	2:56.825	2:57.794	12
21	17	Gate-Coyne							32.647	8	4		2:42.703	9
22	9	Benjamin Eastick	56.949	12	26	1:29.043	12	25	34.583	12	23	3:00.575	3:00.575	12
23	56	Peter Lanfranchi	56.021	11	23	1:28.488	11	22	34.508	10	20	2:59.017	2:59.224	11
24	33	Hans Huebner	56.438	12	24	1:28.909	11	23	33.953	11	15	2:59.300	2:59.522	11
25	68	Marc Gordon	55.939	12	22	1:28.955	12	24	35.128	12	27	3:00.022	3:00.022	12
26	51	Nik Spencer	58.061	12	27	1:31.544	11	26	34.721	12	26	3:04.326	3:05.477	12
27	55	Dodd-Melling	54.209	4	16	1:27.262	3	20	33.694	3	11	2:55.165	2:55.480	3
28	65	O'Shea-Hall	56.832	12	25	1:31.545	12	27	35.190	11	28	3:03.567	3:04.251	12
29	133	Paul Kennelly	59.944	11	31	1:31.698	11	28	36.697	11	33	3:08.339	3:08.339	11
30	19	Colin McKay	58.830	9	29	1:33.839	9	30	36.430	11	31	3:09.099	3:09.764	9
31	150	Keith-Lucas-Keith-Lucas	59.807	4	30	1:36.312	4	31	36.463	11	32	3:12.582	3:14.556	3
32	122	Tom Harris	58.086	11	28	1:31.795	11	29	35.268	11	29	3:05.149	3:05.149	11
33	31	Georg Nolte	1:04.025	11	33	1:43.342	10	33	37.793	10	35	3:25.160	3:25.440	10
34	23	Roger Cope							35.673	2	30		3:06.743	2
35	49	Radcliffe-Osborne	1:01.474	3	32	1:38.248	2	32	37.233	2	34	3:16.955	3:17.752	2




Session Start: 15:14:06 - Finish: 15:54:46
Weather/Track Conditions: Overcast / Damp
Circuit: Silverstone Historic Grand Prix
Track Length: 5.857 Km - 3.6394 miles

Silverstone International Trophy - 21 - 22 May 2016

Jaguar Classic Challenge

Race 3 - Best Sector Speeds

	NO	SECTOR 1	MPH	NO	SECTOR 2	MPH	NO	SECTOR 3	MPH
1	53	John Pearson	137.2	7	Marcus Graf von	122.2	91	Lockie-Thomas	105.2
2	12	Martin Stretton	133.4	12	Martin Stretton	122.2	53	John Pearson	104.6
3	37	Gary Pearson	133.2	17	Gate-Coyne	120.5	17	Gate-Coyne	104.4
4	91	Lockie-Thomas	133.2	86	Blakeney-Edwards-Hunt	118.4	72	Jamie Boot	103.4
5	7	Marcus Graf von	130.8	91	Lockie-Thomas	117.9	12	Martin Stretton	102.3
6	86	Blakeney-Edwards-Hunt	130.1	53	John Pearson	116.9	37	Gary Pearson	102.0
7	84	Read Gomm	124.7	37	Gary Pearson	113.7	7	Marcus Graf von	101.5
8	112	Grahame Bull	124.3	44	Mahapatra-Stanley	113.2	86	Blakeney-Edwards-Hunt	99.6
9	55	Dodd-Melling	123.6	155	Alistair Dyson	112.0	44	Mahapatra-Stanley	99.5
10	72	Jamie Boot	123.4	15	Paul Castaldini	111.3	15	Paul Castaldini	99.0
11	82	Robert Binfield	121.6	19	Colin McKay	110.0	71	John Harper	98.7
12	32	Skipworth-Dean	121.4	4	Mogridge-Foster	108.8	112	Grahame Bull	98.7
13	155	Alistair Dyson	121.4	56	Peter Lanfranchi	108.6	32	Skipworth-Dean	98.5
14	44	Mahapatra-Stanley	120.5	55	Dodd-Melling	108.4	55	Dodd-Melling	98.2
15	15	Paul Castaldini	120.1	84	Read Gomm	108.1	136	Russell-Jardine	98.0
16	19	Colin McKay	119.8	82	Robert Binfield	107.7	33	Hans Huebner	97.7
17	71	John Harper	119.6	112	Grahame Bull	107.2	155	Alistair Dyson	97.4
18	4	Mogridge-Foster	119.4	72	Jamie Boot	106.9	4	Mogridge-Foster	97.3
19	33	Hans Huebner	119.2	65	O'Shea-Hall	106.5	56	Peter Lanfranchi	97.1
20	64	James Paterson	118.8	32	Skipworth-Dean	106.0	25	John Burton	96.4
21	9	Benjamin Eastick	118.6	25	John Burton	105.8	84	Read Gomm	96.4
22	56	Peter Lanfranchi	118.4	68	Marc Gordon	105.8	64	James Paterson	94.1
23	25	John Burton	117.5	41	Michael Quinn	105.0	41	Michael Quinn	93.6
24	136	Russell-Jardine	117.1	33	Hans Huebner	104.2	82	Robert Binfield	93.0
25	65	O'Shea-Hall	115.1	136	Russell-Jardine	103.7	51	Nik Spencer	91.6
26	68	Marc Gordon	114.1	64	James Paterson	103.2	122	Tom Harris	91.6
27	41	Michael Quinn	112.0	23	Roger Cope	102.9	9	Benjamin Eastick	90.8
28	49	Radcliffe-Osborne	110.6	133	Paul Kennelly	102.5	65	O'Shea-Hall	90.8
29	51	Nik Spencer	110.0	71	John Harper	101.8	68	Marc Gordon	90.8
30	122	Tom Harris	108.6	51	Nik Spencer	99.9	19	Colin McKay	90.7
31	133	Paul Kennelly	108.2	122	Tom Harris	99.7	23	Roger Cope	90.0
32	150	Keith-Lucas-Keith-Lucas	107.9	9	Benjamin Eastick	96.7	133	Paul Kennelly	89.6
33	31	Georg Nolte	101.7	150	Keith-Lucas-Keith-Lucas	95.9	150	Keith-Lucas-Keith-Lucas	89.0
34	17	Gate-Coyne	0.0	49	Radcliffe-Osborne	94.9	49	Radcliffe-Osborne	86.9
35	23	Roger Cope	0.0	31	Georg Nolte	92.1	31	Georg Nolte	86.4



Session Start: 15:14:06 - Finish: 15:54:46
Weather/Track Conditions: Overcast / Damp
Circuit: Silverstone Historic Grand Prix
Track Length: 5.857 Km - 3.6394 miles

Silverstone International Trophy - 21 - 22 May 2016

Jaguar Classic Challenge

Race 3 - Lap Chart

Lap 1			Lap 2			Lap 3			Lap 4			Lap 5			Lap 6		
NO	Behind	Laptime	NO	Behind	Laptime	NO	Behind	Laptime	NO	Behind	Laptime	NO	Behind	Laptime	NO	Behind	Laptime
91		2:52.217	91		2:49.912	91		2:49.172	91		2:49.045	91		3:16.142	55		5:32.130
12	0.226	2:52.443	12	1.622	2:51.308	12	1.990	2:49.540	12	1.205	2:48.260	12	1.311	3:16.248	17	1 LAP	5:37.122
53	1.725	2:53.942	53	2.955	2:51.142	53	2.649	2:48.866	53	2.950	2:49.346	53	3.283	3:16.475	19	4.847	5:05.799
37	4.182	2:56.399	37	9.601	2:55.331	37	12.413	2:51.984	37	14.918	2:51.550	37	1:46.234	4:47.458	133	5.946	5:06.094
55	5.665	2:57.882	55	12.153	2:56.400	55	18.461	2:55.480	55	25.242	2:55.826	7	1:47.318	4:29.164	122	6.559	5:05.694
7	10.235	3:02.452	7	18.007	2:57.684	7	26.563	2:57.728	7	34.296	2:56.778	86	1:49.101	4:30.097	25	7.269	5:05.837
86	12.850	3:05.067	86	20.840	2:57.902	86	28.215	2:56.547	86	35.146	2:55.976	17	1 LAP	6:28.508	91	8.857	7:31.063
72	13.790	3:06.007	72	26.192	3:02.314	72	36.812	2:59.792	72	47.721	2:59.954	55	1:50.076	4:40.976	53	9.817	7:28.740
112	15.702	3:07.919	112	30.786	3:04.996	112	43.544	3:01.930	112	1:07.599	3:13.100	72	1:50.334	4:18.755	12	10.572	7:31.467
25	16.822	3:09.039	25	31.558	3:04.648	25	43.776	3:01.390	71	1:08.466	3:01.927	112	1:52.132	4:00.675	155	11.101	4:51.840
17	19.174	3:11.391	136	36.042	3:04.454	71	55.584	3:04.146	25	1:11.350	3:16.619	71	1:53.443	4:01.119	84	12.752	4:40.048
23	20.245	3:12.462	17	36.497	3:07.235	23	58.717	3:10.813	136	1:19.759	3:06.472	136	1:57.631	3:54.014	37	13.940	5:49.912
136	21.500	3:13.717	23	37.076	3:06.743	136	1:02.332	3:15.462	23	1:21.332	3:11.660	9	1:59.765	3:40.647	72	15.271	5:47.143
44	22.110	3:14.327	71	40.610	3:06.742	84	1:10.381	3:15.171	155	1:30.928	3:07.945	23	2:01.814	3:56.624	7	16.001	5:50.889
84	23.171	3:15.388	84	44.382	3:11.123	9	1:10.922	3:13.703	9	1:35.260	3:13.383	44	2:03.980	3:42.987	64	17.147	4:29.128
71	23.780	3:15.997	44	44.838	3:12.640	44	1:11.343	3:15.677	84	1:37.094	3:15.758	32	2:06.736	3:35.776	41	18.337	4:28.558
9	25.108	3:17.325	155	45.463	3:05.319	155	1:12.028	3:15.737	44	1:37.135	3:14.837	33	2:08.110	3:37.007	86	20.083	5:53.188
41	26.194	3:18.411	9	46.391	3:11.195	41	1:12.765	3:14.468	41	1:41.183	3:17.463	51	2:09.946	3:37.597	4	21.476	4:29.594
64	27.614	3:19.831	41	47.469	3:11.187	64	1:13.670	3:12.429	64	1:45.938	3:21.313	65	2:12.826	3:38.551	112	22.423	5:52.497
155	30.056	3:22.273	4	49.920	3:09.235	4	1:14.657	3:13.909	4	1:46.464	3:20.852	82	2:14.527	3:39.603	71	23.183	5:51.946
4	30.597	3:22.814	64	50.413	3:12.711	51	1:19.508	3:12.419	32	1:47.102	3:15.875	56	2:15.996	3:39.488	15	24.076	4:26.312
82	31.155	3:23.372	82	51.335	3:10.092	32	1:20.272	3:12.594	33	1:47.245	3:14.860	150	2:17.266	3:40.172	9	25.430	5:47.871
65	31.864	3:24.081	51	56.261	3:13.648	33	1:21.430	3:12.123	51	1:48.491	3:18.028	68	2:19.215	3:37.319	32	26.214	5:41.684
51	32.525	3:24.742	32	56.850	3:13.727	65	1:24.983	3:14.389	65	1:50.417	3:14.479	19	2:21.254	3:24.962	44	27.384	5:45.610
32	33.035	3:25.252	33	58.479	3:13.606	82	1:25.221	3:23.058	82	1:51.066	3:14.890	133	2:22.058	3:24.392	136	28.984	5:53.559
150	33.685	3:25.902	65	59.766	3:17.814	15	1:25.477	3:12.926	56	1:52.650	3:15.881	122	2:23.071	3:24.004	51	30.064	5:42.324
33	34.785	3:27.002	56	1:00.411	3:14.394	56	1:25.814	3:14.575	150	1:53.236	3:15.416	25	2:23.638	4:28.430	33	31.889	5:45.985
56	35.929	3:28.146	150	1:01.481	3:17.708	17	1:25.888	3:38.563	15	1:56.822	3:20.390	155	2:41.467	4:26.681	68	32.402	5:35.393
15	36.662	3:28.879	15	1:01.723	3:14.973	150	1:26.865	3:14.556	68	1:58.038	3:14.844	84	2:54.910	4:33.958	82	32.856	5:40.535
68	40.297	3:32.514	68	1:06.003	3:15.618	68	1:32.239	3:15.408	19	2:12.434	3:23.604	64	3:10.225	4:40.429	65	34.304	5:43.684
133	40.869	3:33.086	133	1:09.255	3:18.298	19	1:37.875	3:17.447	133	2:13.808	3:23.616	41	3:11.985	4:46.944	150	35.727	5:40.667
122	41.534	3:33.751	19	1:09.600	3:16.299	133	1:39.237	3:19.154	122	2:15.209	3:24.096	4	3:14.088	4:43.766	56	36.330	5:42.540
49	42.533	3:34.750	49	1:10.373	3:17.752	49	1:39.721	3:18.520	31	3:15.948	3:42.173	15	3:19.970	4:39.290	31	1:38.896	5:07.600
19	43.213	3:35.430	122	1:11.099	3:19.477	122	1:40.158	3:18.231				31	3:53.502	3:53.696	17	4:30.695	4:26.570
31	52.467	3:44.684	31	1:34.061	3:31.506	31	2:22.820	3:37.931									

Session Start: 15:14:06 - Finish: 15:54:46
Weather/Track Conditions: Overcast / Damp
Circuit: Silverstone Historic Grand Prix
Track Length: 5.857 Km - 3.6394 miles

Silverstone International Trophy - 21 - 22 May 2016

Derek Bell Trophy/Classic Formula 3

Race 4 - Classification

Sheet No:

POS	NO	DRIVER/S	CLASS	CLASS POS	CAR MAKE / MODEL	TIME	LAPS	GAP	DIFF	MPH	BEST	ON
1	26	Michael Lyons	INV	1	McLaren M26	21:39.731	8	-- 8 laps --		80.64	2:21.607	2
2	54	Andrew Smith	B	1	March 79B	21:44.948	8	5.217	5.217	80.32	2:24.118	2
3	34	Gregory Thornton	E	1	Surtees TS11	22:10.430	8	30.699	25.482	78.78	2:35.141	2
4	69	Martyn Donn	B	2	Lola T760	22:18.300	8	38.569	7.870	78.32	2:35.832	1
5	74	Frank Lyons	F	1	Gurney Eagle FA74	22:18.623	8	38.892	0.323	78.30	2:35.360	2
6	8	Dominik Jackson	CFA	1	March 803	22:20.806	8	41.075	2.183	78.17	2:35.368	2
7	111	Simon Jackson	CFA	2	Chevron B43	22:21.294	8	41.563	0.488	78.14	2:35.780	2
8	3	John Murphy	B	3	Crossle 22F	22:23.311	8	43.580	2.017	78.03	2:37.655	2
9	7	Neil Glover	F	2	Chevron B37	22:36.000	8	56.269	12.689	77.29	2:32.562	2
10	72	Richard Trott	CFA	3	Chevron B43	22:42.025	8	1:02.294	6.025	76.95	2:42.239	2
11	171	Alan Cook	CC	1	Mallock Mk20	22:49.717	8	1:09.986	7.692	76.52	2:43.342	8
12	782	Torgny Johansson	C	1	March 782	22:50.931	8	1:11.200	1.214	76.45	2:43.860	2
13	30	Paul Campfield	F	3	Chevron B24	22:53.826	8	1:14.095	2.895	76.29	2:41.317	2
14	47	Frazer Gibney	B	4	March 76B	23:01.895	8	1:22.164	8.069	75.84	2:45.386	2
15	46	Andy Huxtable	B	5	Chevron B34	23:02.204	8	1:22.473	0.309	75.83	2:36.110	2
16	77	Ian Flux	CFA	4	March 783	23:11.357	8	1:31.626	9.153	75.33	2:44.788	2
17	13	Dean Forward	C	2	March 782	24:16.687	8	2:36.956	1:05.330	71.95	2:37.721	7
18	32	David Shaw	CFA	5	Ralt RT1	21:45.610	7	-- 7 laps --	12.834	70.24	2:44.724	7
19	27	Glenn Eagling	CFB	1	Ensign LN73	21:52.153	7	6.543	6.543	69.89	2:44.637	2
20	132	Steve Seaman	C	3	Ralt RT1	21:54.137	7	8.527	1.984	69.79	2:43.976	2
21	17	Michael Bletsoe-Brown	C	4	Chevron B27	21:55.079	7	9.469	0.942	69.74	2:45.690	2
22	82	Paul Smith	CFA	6	Martini Mk31	22:02.971	7	17.361	7.892	69.32	2:47.141	2
23	147	Adrian Langridge	CFB	2	Dastle Mk10	22:10.098	7	24.488	7.127	68.95	2:47.537	2
24	49	Keith Norris	B	6	Chevron B49	23:18.680	7	1:33.070	1:08.582	65.57	3:02.914	7
25	51	Jennifer Ridgway	CFC	1	Reynard SF78	23:27.465	7	1:41.855	8.785	65.16	2:59.416	2
26	71	Simon Taylor	F	4	Chevron B28	23:43.382	7	1:57.772	15.917	64.43	3:01.662	2
27	10	Mark Hulme	CFA	7	Toj Modus M1	23:46.792	7	2:01.182	3.410	64.27	3:17.338	6
28	2	Michael Sidgwick	F	5	Trojan T101	23:55.606	7	2:09.996	8.814	63.88	3:03.339	2

----- NOT CLASSIFIED -----

DNF 169	Albert Clements	CFB	Lotus 69	6:42.704	2	-- 2 laps --	33.444	65.06	3:08.766	1
DNF 33	Matthew Wrigley	B	Ralt RT1	2:49.558	1	-- 1 laps --		77.27	2:49.558	1
DNF 55	Judy Lyons	F	Lola T332							

----- FASTEST LAP SUMMARY -----

NO	DRIVER/S	CLASS	CAR MAKE / MODEL	FASTEST LAP	ON	MPH
26	Michael Lyons	INV	McLaren M26	2:21.607	2	92.52
54	Andrew Smith	B	March 79B	2:24.118	2	90.91
7	Neil Glover	F	Chevron B37	2:32.562	2	85.88
34	Gregory Thornton	E	Surtees TS11	2:35.141	2	84.45
8	Dominik Jackson	CFA	March 803	2:35.368	2	84.33
13	Dean Forward	C	March 782	2:37.721	7	83.07
171	Alan Cook	CC	Mallock Mk20	2:43.342	8	80.21
27	Glenn Eagling	CFB	Ensign LN73	2:44.637	2	79.58
51	Jennifer Ridgway	CFC	Reynard SF78	2:59.416	2	73.02

Session Start: 16:08:31 - Finish: 16:30:11

Weather/Track Conditions: Rain / Wet

Circuit: Silverstone Historic Grand Prix

Track Length: 5.857 Km - 3.6394 miles

These results are provisional until the conclusion of any judicial and technical matters.

Clerk of the Course: <p style="text-align: right;">Julian Floyd</p>	Timekeeper: <p style="text-align: right;">Nick Palmer</p>	Issued at:
--	--	------------

Silverstone International Trophy - 21 - 22 May 2016

Derek Bell Trophy/Classic Formula 3

Race 4 - Sector Analysis


132 Steve Seaman (C)									Ralt RT1								
lap	Sect-1	Speed	Sect-2	Speed	Sect-3	Speed	TopSpeed	laptime pit	lap	Sect-1	Speed	Sect-2	Speed	Sect-3	Speed	Topspeed	laptime pit
1				102.1	30.803	111.1		2:57.905	5	53.943	116.1	1:24.841	111.1	31.094	114.0		2:49.878
2	49.703	131.8	1:23.369	105.2	30.904	117.0		2:43.976	6	53.221	105.5	1:27.368	105.5	31.649	109.8		2:52.238
3	1:25.815	41.2	2:20.550	59.2	40.270	69.7		4:26.635	7	52.165	121.1	1:25.928	112.0	31.189	111.8		2:49.282
4	1:10.240	100.0	1:30.798	98.1	33.185	99.9		3:14.223	8								

147 Adrian Langridge (CFB)									Dastle Mk10								
lap	Sect-1	Speed	Sect-2	Speed	Sect-3	Speed	TopSpeed	laptime pit	lap	Sect-1	Speed	Sect-2	Speed	Sect-3	Speed	Topspeed	laptime pit
1				112.2	31.172	104.2		2:56.997	5	55.779	113.4	1:26.278	110.7	31.498	100.3		2:53.555
2	52.305	114.9	1:23.836	110.9	31.396	104.1		2:47.537	6	54.671	112.4	1:35.661	105.8	32.309	99.5		3:02.641
3	1:24.304	37.7	2:19.879	71.9	40.328	69.5		4:24.511	7	53.263	112.2	1:26.206	109.5	31.487	100.7		2:50.956
4	1:10.815	104.2	1:30.502	106.5	32.584	100.9		3:13.901	8								

169 Albert Clements (CFB)									Lotus 69								
lap	Sect-1	Speed	Sect-2	Speed	Sect-3	Speed	TopSpeed	laptime pit	lap	Sect-1	Speed	Sect-2	Speed	Sect-3	Speed	Topspeed	laptime pit
1				105.7	31.733	95.6		3:08.766	2	1:16.512	101.8	1:34.923	93.1				3:33.938

171 Alan Cook (CC)									Mallock Mk20								
lap	Sect-1	Speed	Sect-2	Speed	Sect-3	Speed	TopSpeed	laptime pit	lap	Sect-1	Speed	Sect-2	Speed	Sect-3	Speed	Topspeed	laptime pit
1				113.7	30.356	108.7		2:53.477	5	53.449	116.7	1:35.957	29.6	37.045	106.8		3:06.451
2	49.986	120.3	1:24.282	117.7	29.442	108.2		2:43.710	6	50.419	119.6	1:24.132	113.0	30.343	105.6		2:44.894
3	51.650	119.4	1:26.946	75.5	34.602	103.9		2:53.198	7	51.838	120.1	1:29.035	118.6	30.160	104.2		2:51.033
4	53.555	111.3	1:28.567	107.0	31.490	101.6		2:53.612	8	50.627	119.6	1:23.574	118.4	29.141	110.0		2:43.342

782 Torgny Johansson (C)									March 782								
lap	Sect-1	Speed	Sect-2	Speed	Sect-3	Speed	TopSpeed	laptime pit	lap	Sect-1	Speed	Sect-2	Speed	Sect-3	Speed	Topspeed	laptime pit
1				117.1	30.752	111.1		2:52.953	5	53.181	116.1	1:36.897	31.9	36.578	111.7		3:06.656
2	49.475	129.8	1:24.149	124.3	30.236	114.0		2:43.860	6	50.876	134.2	1:24.159	128.1	30.830	110.0		2:45.865
3	51.097	133.2	1:27.495	78.2	33.393	108.9		2:51.985	7	51.686	131.8	1:28.690	125.9	30.924	106.6		2:51.300
4	53.627	116.9	1:28.513	107.4	31.401	108.5		2:53.541	8	50.214	133.9	1:24.734	120.3	29.823	115.4		2:44.771




Session Start: 16:08:31 - Finish: 16:30:11
Weather/Track Conditions: Rain / Wet
Circuit: Silverstone Historic Grand Prix
Track Length: 5.857 Km - 3.6394 miles

Silverstone International Trophy - 21 - 22 May 2016

Derek Bell Trophy/Classic Formula 3

Race 4 - Best Sector Times

POS	NO	DRIVER/S	Sector 1			Sector 2			Sector 3			IDEAL LAP	BEST LAP	On
			TIME	LAP	POS	TIME	LAP	POS	TIME	LAP	POS			
1	26	Michael Lyons	43.773	2	1	1:10.842	2	1	26.992	2	1	2:21.607	2:21.607	2
2	54	Andrew Smith	45.221	3	2	1:10.923	1	2	27.078	2	2	2:23.222	2:24.118	2
3	34	Gregory Thornton	48.317	8	5	1:17.675	1	9	28.978	2	11	2:34.970	2:35.141	2
4	69	Martyn Donn	48.619	3	7	1:14.627	1	3	28.640	2	8	2:31.886	2:35.832	1
5	74	Frank Lyons	47.763	8	4	1:16.039	1	5	28.903	2	9	2:32.705	2:35.360	2
6	8	Dominik Jackson	48.765	2	9	1:16.325	1	7	28.905	1	10	2:33.995	2:35.368	2
7	111	Simon Jackson	49.117	3	11	1:16.560	1	8	28.408	1	6	2:34.085	2:35.780	2
8	3	John Murphy	48.965	3	10	1:18.762	2	10	28.618	2	7	2:36.345	2:37.655	2
9	7	Neil Glover	45.835	2	3	1:15.443	1	4	28.317	1	4	2:29.595	2:32.562	2
10	72	Richard Trott	50.320	2	17	1:21.073	3	16	30.416	2	18	2:41.809	2:42.239	2
11	171	Alan Cook	49.986	2	16	1:22.506	1	18	29.141	8	12	2:41.633	2:43.342	8
12	782	Torgny Johansson	49.475	2	13	1:22.577	1	19	29.823	8	15	2:41.875	2:43.860	2
13	30	Paul Campfield	49.126	3	12	1:20.805	1	14	30.488	1	19	2:40.419	2:41.317	2
14	47	Frazer Gibney	51.206	2	22	1:20.202	1	12	30.526	1	20	2:41.934	2:45.386	2
15	46	Andy Huxtable	48.736	3	8	1:16.188	1	6	28.301	2	3	2:33.225	2:36.110	2
16	77	Ian Flux	50.591	2	18	1:22.931	1	20	30.233	1	16	2:43.755	2:44.788	2
17	13	Dean Forward	48.481	7	6	1:20.363	7	13	28.374	2	5	2:37.218	2:37.721	7
18	32	David Shaw	50.642	2	20	1:20.998	1	15	30.271	7	17	2:41.911	2:44.724	7
19	27	Glenn Eagling	50.830	2	21	1:22.241	1	17	29.637	1	14	2:42.708	2:44.637	2
20	132	Steve Seaman	49.703	2	14	1:23.369	2	22	30.803	1	23	2:43.875	2:43.976	2
21	17	Michael Bletsoe-Brown	49.937	2	15	1:23.365	1	21	30.749	2	21	2:44.051	2:45.690	2
22	82	Paul Smith	51.872	2	23	1:24.081	1	24	30.775	2	22	2:46.728	2:47.141	2
23	147	Adrian Langridge	52.305	2	24	1:23.836	2	23	31.172	1	24	2:47.313	2:47.537	2
24	49	Keith Norris	56.207	7	28	1:32.465	1	29	34.057	7	28	3:02.729	3:02.914	7
25	51	Jennifer Ridgway	55.347	2	26	1:27.356	1	25	32.272	1	27	2:54.975	2:59.416	2
26	71	Simon Taylor	53.749	2	25	1:31.820	1	28	34.297	1	29	2:59.866	3:01.662	2
27	10	Mark Hulme	1:00.463	1	30	1:36.313	1	30	35.631	6	30	3:12.407	3:17.338	6
28	2	Michael Sidgwick	55.814	2	27	1:27.776	1	27	32.094	1	26	2:55.684	3:03.339	2
29	169	Albert Clements	59.870	1	29	1:27.658	1	26	31.733	1	25	2:59.261	3:08.766	1
30	33	Matthew Wrigley	50.604	2	19	1:20.042	1	11	29.430	1	13	2:40.076	2:49.558	1
31	55	Judy Lyons												



Session Start: 16:08:31 - Finish: 16:30:11
Weather/Track Conditions: Rain / Wet
Circuit: Silverstone Historic Grand Prix
Track Length: 5.857 Km - 3.6394 miles




Silverstone International Trophy - 21 - 22 May 2016

Derek Bell Trophy/Classic Formula 3

Race 4 - Best Sector Speeds

	NO	SECTOR 1	MPH	NO	SECTOR 2	MPH	NO	SECTOR 3	MPH
1	7	Neil Glover	149.5	26	Michael Lyons	139.5	26	Michael Lyons	130.5
2	26	Michael Lyons	148.1	54	Andrew Smith	133.7	54	Andrew Smith	123.2
3	34	Gregory Thornton	145.6	13	Dean Forward	132.9	7	Neil Glover	119.1
4	30	Paul Campfield	141.6	7	Neil Glover	132.6	74	Frank Lyons	118.1
5	74	Frank Lyons	137.5	34	Gregory Thornton	131.6	132	Steve Seaman	117.0
6	54	Andrew Smith	135.8	782	Torgny Johansson	128.1	13	Dean Forward	116.8
7	782	Torgny Johansson	134.2	3	John Murphy	125.0	34	Gregory Thornton	116.4
8	13	Dean Forward	133.7	74	Frank Lyons	125.0	17	Michael Bletsoe-Brown	115.8
9	132	Steve Seaman	131.8	30	Paul Campfield	123.4	69	Martyn Donn	115.4
10	71	Simon Taylor	131.1	69	Martyn Donn	123.1	782	Torgny Johansson	115.4
11	17	Michael Bletsoe-Brown	129.6	32	David Shaw	122.5	111	Simon Jackson	114.8
12	3	John Murphy	125.0	17	Michael Bletsoe-Brown	121.8	46	Andy Huxtable	114.2
13	32	David Shaw	125.0	46	Andy Huxtable	121.8	32	David Shaw	112.2
14	69	Martyn Donn	125.0	33	Matthew Wrigley	121.1	3	John Murphy	111.8
15	33	Matthew Wrigley	124.0	111	Simon Jackson	119.4	8	Dominik Jackson	110.2
16	72	Richard Trott	124.0	171	Alan Cook	118.6	171	Alan Cook	110.0
17	46	Andy Huxtable	123.8	72	Richard Trott	117.5	77	Ian Flux	109.8
18	111	Simon Jackson	123.4	77	Ian Flux	116.9	30	Paul Campfield	107.6
19	77	Ian Flux	123.1	82	Paul Smith	116.5	27	Glenn Eagling	107.3
20	82	Paul Smith	122.0	8	Dominik Jackson	115.9	82	Paul Smith	107.3
21	47	Frazer Gibney	121.4	47	Frazer Gibney	115.5	33	Matthew Wrigley	107.1
22	171	Alan Cook	120.3	2	Michael Sidgwick	112.6	72	Richard Trott	107.1
23	8	Dominik Jackson	116.9	27	Glenn Eagling	112.4	2	Michael Sidgwick	106.8
24	27	Glenn Eagling	115.1	147	Adrian Langridge	112.2	47	Frazer Gibney	106.8
25	51	Jennifer Ridgway	115.1	132	Steve Seaman	112.0	51	Jennifer Ridgway	104.6
26	147	Adrian Langridge	114.9	51	Jennifer Ridgway	111.8	147	Adrian Langridge	104.2
27	49	Keith Norris	114.3	49	Keith Norris	108.6	71	Simon Taylor	97.4
28	10	Mark Hulme	107.7	169	Albert Clements	105.7	49	Keith Norris	97.0
29	2	Michael Sidgwick	103.9	71	Simon Taylor	105.0	169	Albert Clements	95.6
30	169	Albert Clements	101.8	10	Mark Hulme	102.3	10	Mark Hulme	94.4
31	55	Judy Lyons	0.0	55	Judy Lyons	57.1	55	Judy Lyons	0.0



Session Start: 16:08:31 - Finish: 16:30:11
Weather/Track Conditions: Rain / Wet
Circuit: Silverstone Historic Grand Prix
Track Length: 5.857 Km - 3.6394 miles

Silverstone International Trophy - 21 - 22 May 2016

Derek Bell Trophy/Classic Formula 3

Race 4 - Lap Chart

Lap 1			Lap 2			Lap 3			Lap 4			Lap 5			Lap 6		
NO	Behind	Laptime	NO	Behind	Laptime	NO	Behind	Laptime	NO	Behind	Laptime	NO	Behind	Laptime	NO	Behind	Laptime
54		2:26.825	26		2:21.607	26		2:33.534	26		2:58.082	26		3:53.734	26		2:32.177
26	0.259	2:27.084	54	2.252	2:24.118	54	1.997	2:33.279	54	0.637	2:56.722	54	1.113	3:54.210	54	0.771	2:31.835
7	6.876	2:33.701	7	17.572	2:32.562	7	21.129	2:37.091	7	15.142	2:52.095	7	2.327	3:40.919	7	9.089	2:38.939
69	9.007	2:35.832	69	23.504	2:36.363	69	31.985	2:42.015	69	19.823	2:45.920	69	3.210	3:37.121	34	9.909	2:37.886
46	10.383	2:37.208	46	24.627	2:36.110	34	32.462	2:39.604	34	20.691	2:46.311	34	4.200	3:37.243	69	12.213	2:41.180
111	12.815	2:39.640	34	26.392	2:35.141	46	32.818	2:41.725	46	21.431	2:46.695	46	5.999	3:38.302	51	1 LAP	3:11.133
34	13.117	2:39.942	111	26.729	2:35.780	111	33.779	2:40.584	111	22.237	2:46.540	111	6.376	3:37.873	111	15.652	2:41.453
8	14.316	2:41.141	8	27.818	2:35.368	8	36.699	2:42.415	8	23.910	2:45.293	8	6.907	3:36.731	8	15.817	2:41.087
74	15.261	2:42.086	74	28.755	2:35.360	74	37.247	2:42.026	74	26.197	2:47.032	74	8.673	3:36.210	71	1 LAP	3:15.413
47	21.151	2:47.976	3	38.352	2:37.655	3	45.059	2:40.241	3	33.213	2:46.236	3	9.809	3:30.330	74	17.104	2:40.608
30	22.343	2:49.168	30	41.794	2:41.317	30	53.320	2:45.060	30	43.417	2:48.179	30	11.238	3:21.555	3	17.965	2:40.333
3	22.563	2:49.388	47	44.671	2:45.386	72	53.698	2:42.284	72	44.146	2:48.530	72	12.082	3:21.670	49	1 LAP	3:16.868
33	22.733	2:49.558	72	44.948	2:42.239	47	1:04.238	2:53.101	47	1:01.097	2:54.941	47	14.373	3:07.010	30	23.469	2:44.408
77	24.110	2:50.935	77	47.032	2:44.788	782	1:06.573	2:51.985	782	1:02.032	2:53.541	782	14.954	3:06.656	72	23.810	2:43.905
72	24.575	2:51.400	782	48.122	2:43.860	171	1:08.160	2:53.198	171	1:03.690	2:53.612	171	16.407	3:06.451	10	1 LAP	3:23.108
782	26.128	2:52.953	171	48.496	2:43.710	77	1:09.089	2:55.591	77	1:04.937	2:53.930	77	17.710	3:06.507	782	28.642	2:45.865
171	26.652	2:53.477	27	50.281	2:44.637	27	2:44.380	4:27.633	27	2:55.895	3:09.597	27	1:56.271	2:54.110	171	29.124	2:44.894
27	27.510	2:54.335	17	52.315	2:45.690	17	2:44.884	4:26.103	17	2:56.916	3:10.114	17	1:57.660	2:54.478	47	31.735	2:49.539
17	28.491	2:55.316	132	53.190	2:43.976	132	2:46.291	4:26.635	132	3:02.432	3:14.223	132	1:58.576	2:49.878	77	34.410	2:48.877
147	30.172	2:56.997	147	55.843	2:47.537	147	2:46.820	4:24.511	147	3:02.639	3:13.901	32	2:01.548	2:49.385	46	40.365	3:06.543
82	30.991	2:57.816	82	56.266	2:47.141	82	2:47.902	4:25.170	82	3:04.272	3:14.452	147	2:02.460	2:53.555	2	1 LAP	3:44.446
132	31.080	2:57.905	32	1:01.161	2:50.485	32	2:49.058	4:21.431	32	3:05.897	3:14.921	13	2:02.604	2:49.827	13	2:08.837	2:38.410
32	32.542	2:59.367	13	1:07.241	2:55.772	13	2:49.791	4:16.084	13	3:06.511	3:14.802	82	2:03.272	2:52.734	32	2:14.668	2:45.297
13	33.335	3:00.160	51	1:15.060	2:59.416	51	2:51.194	4:09.668	2	3:23.553	3:28.818				27	2:15.316	2:51.222
51	37.510	3:04.335	2	1:20.569	3:03.339	2	2:52.817	4:05.782	71	3:26.405	3:29.515				17	2:17.410	2:51.927
2	39.096	3:05.921	71	1:28.658	3:01.662	71	2:54.972	3:59.848	10	3:27.944	3:29.874				132	2:18.637	2:52.238
169	41.941	3:08.766	169	1:54.013	3:33.938	10	2:56.152	3:33.928	49	3:28.963	3:30.091						
71	48.862	3:15.687	10	1:55.758	3:18.045	49	2:56.954	3:30.813	51	3:29.994	3:36.882						
10	59.579	3:26.404	49	1:59.675	3:20.673												
49	1:00.868	3:27.693															

Session Start: 16:08:31 - Finish: 16:30:11

Weather/Track Conditions: Rain / Wet

Circuit: Silverstone Historic Grand Prix

Track Length: 5.857 Km - 3.6394 miles

Silverstone International Trophy - 21 - 22 May 2016

Derek Bell Trophy/Classic Formula 3

Race 4 - Lap Chart

Lap 7			Lap 8		
NO	Behind	Laptime	NO	Behind	Laptime
26		2:25.990	26		2:27.523
82	1 LAP	2:55.400	54	5.217	2:30.533
54	2.207	2:27.426	32	1 LAP	2:44.724
147	1 LAP	3:02.641	27	1 LAP	2:50.619
7	20.335	2:37.236	132	1 LAP	2:49.282
34	21.185	2:37.266	17	1 LAP	2:51.451
69	27.025	2:40.802	82	1 LAP	2:50.258
8	30.287	2:40.460	147	1 LAP	2:50.956
74	30.606	2:39.492	34	30.699	2:37.037
111	31.251	2:41.589	69	38.569	2:39.067
3	32.839	2:40.864	74	38.892	2:35.809
30	46.108	2:48.629	8	41.075	2:38.311
72	46.298	2:48.478	111	41.563	2:37.835
782	53.952	2:51.300	3	43.580	2:38.264
171	54.167	2:51.033	7	56.269	3:03.457
47	59.788	2:54.043	72	1:02.294	2:43.519
46	1:01.474	2:47.099	171	1:09.986	2:43.342
77	1:01.579	2:53.159	782	1:11.200	2:44.771
49	1 LAP	3:09.628	30	1:14.095	2:55.510
51	1 LAP	3:15.924	47	1:22.164	2:49.899
71	1 LAP	3:17.584	46	1:22.473	2:48.522
10	1 LAP	3:17.338	77	1:31.626	2:57.570
2	1 LAP	3:11.666	49	1 LAP	3:02.914
13	2:20.568	2:37.721	51	1 LAP	3:10.107
			71	1 LAP	3:23.673
			10	1 LAP	3:18.095
			2	1 LAP	3:15.634
			13	2:36.956	2:43.911

Session Start: 16:08:31 - Finish: 16:30:11
Weather/Track Conditions: Rain / Wet
Circuit: Silverstone Historic Grand Prix
Track Length: 5.857 Km - 3.6394 miles

Silverstone International Trophy - 21 - 22 May 2016

Derek Bell Trophy/Classic Formula 3

Race 9 - Starting Grid

Sheet No:

Start Time : 13:30 - Heat Duration : 20 Minutes

17	33	22 Mark Dwyer		
16	31	55 Judy Lyons	32	75 Chris Sharples
15	29	169 Albert Clements	30	33 Matthew Wrigley
14	27	10 Mark Hulme	28	2 Michael Sidgwick
13	25	51 Jennifer Ridgway	26	71 Simon Taylor
12	23	147 Adrian Langridge	24	49 Keith Norris
11	21	17 Michael Bletsoe-Brown	22	82 Paul Smith
10	19	27 Glenn Eagling	20	132 Steve Seaman
9	17	13 Dean Forward	18	32 David Shaw
8	15	46 Andy Huxtable	16	77 Ian Flux
7	13	30 Paul Campfield	14	47 Frazer Gibney
6	11	171 Alan Cook	12	782 Torgny Johansson
5	9	7 Neil Glover	10	72 Richard Trott
4	7	111 Simon Jackson	8	3 John Murphy
3	5	74 Frank Lyons	6	8 Dominik Jackson
2	3	34 Gregory Thornton	4	69 Martyn Donn
1	1	26 Michael Lyons	2	54 Andrew Smith

ROW Pole Right

CARS 75 & 22 ALLOWED TO START FROM BACK OF GRID

*Circuit: Silverstone Historic Grand Prix
Track Length: 5.857 Km - 3.6394 miles*

These results are provisional until the conclusion of any judicial and technical matters.

Clerk of the Course: <div style="text-align: right;">Julian Floyd</div>	Timekeeper: <div style="text-align: right;">Nick Palmer</div>	Issued at:
--	--	------------



Silverstone International Trophy - 21 - 22 May 2016

Jaguar Classic Challenge

Race 3 - Lap Chart

Lap 7			Lap 8			Lap 9			Lap 10			Lap 11			Lap 12		
NO	Behind	Laptime	NO	Behind	Laptime	NO	Behind	Laptime	NO	Behind	Laptime	NO	Behind	Laptime	NO	Behind	Laptime
19		4:47.678	91		2:43.941	91		2:41.442	91		2:41.672	12		2:42.344	91		2:39.563
133	2.083	4:48.662	12	0.898	2:43.845	12	0.479	2:41.023	12	0.588	2:41.781	53	0.348	2:41.097	12	0.265	2:40.295
25	18.447	5:03.703	53	2.547	2:45.714	53	2.169	2:41.064	53	2.183	2:41.686	91	0.467	2:43.399	53	2.134	2:41.816
91	18.900	5:02.568	37	5.426	2:45.775	37	8.009	2:44.025	37	8.760	2:42.423	31	1 LAP	3:25.440	37	12.647	2:43.001
53	19.674	5:02.382	155	13.064	2:55.253	7	18.808	2:46.679	7	25.751	2:48.615	37	9.676	2:43.848	133	1 LAP	3:08.339
12	19.894	5:01.847	7	13.571	2:52.812	25	28.832	2:56.185	86	43.316	2:53.885	122	1 LAP	3:07.119	19	1 LAP	3:11.015
155	20.652	5:02.076	25	14.089	2:58.483	72	29.309	2:53.286	72	43.659	2:56.022	7	32.427	2:49.608	150	1 LAP	3:15.231
84	22.332	5:02.105	72	17.465	2:57.420	86	31.103	2:52.805	25	45.088	2:57.928	86	47.601	2:47.217	7	39.432	2:47.035
37	22.492	5:01.077	86	19.740	2:53.176	155	33.768	3:02.146	155	49.508	2:57.412	72	52.071	2:51.344	122	1 LAP	3:05.149
72	22.886	5:00.140	84	21.257	3:01.766	84	37.722	2:57.907	84	54.318	2:58.268	25	59.219	2:57.063	86	53.501	2:45.930
7	23.600	5:00.124	64	27.624	3:02.282	64	45.901	2:59.719	4	1:00.084	2:54.930	155	1:02.300	2:55.724	31	1 LAP	3:28.164
122	26.622	5:12.588	4	28.722	2:59.236	112	46.147	2:57.064	112	1:00.559	2:56.084	84	1:04.886	2:53.500	72	1:01.272	2:49.231
64	28.183	5:03.561	112	30.525	3:00.359	4	46.826	2:59.546	15	1:01.262	2:53.517	4	1:11.125	2:53.973	155	1:12.974	2:50.704
41	28.707	5:02.895	41	31.541	3:05.675	15	49.417	2:56.876	44	1:01.757	2:52.538	112	1:12.443	2:54.816	25	1:13.943	2:54.754
86	29.405	5:01.847	71	32.112	3:00.876	44	50.891	2:56.098	71	1:07.120	2:57.810	44	1:12.791	2:53.966	84	1:14.987	2:50.131
4	32.327	5:03.376	15	33.983	3:00.564	71	50.982	3:00.312	64	1:15.820	3:11.591	15	1:12.796	2:54.466	112	1:22.321	2:49.908
112	33.007	5:03.109	44	36.235	2:58.692	41	53.045	3:02.946	41	1:16.164	3:04.791	71	1:22.589	2:58.401	44	1:22.632	2:49.871
71	34.077	5:03.419	32	37.980	3:00.908	136	1:01.910	3:01.972	136	1:22.823	3:02.585	41	1:32.476	2:59.244	15	1:23.346	2:50.580
15	36.260	5:04.709	9	41.231	3:05.906	32	1:02.655	3:06.117	32	1:26.164	3:05.181	64	1:33.400	3:00.512	4	1:24.087	2:52.992
9	38.166	5:05.261	136	41.380	3:01.720	9	1:08.065	3:08.276	82	1:31.380	3:00.088	136	1:34.945	2:55.054	71	1:42.112	2:59.553
32	39.913	5:06.224	82	52.278	3:07.763	82	1:12.964	3:02.128	9	1:34.438	3:08.045	32	1:42.435	2:59.203	41	1:47.674	2:55.228
44	40.384	5:05.525	33	53.794	3:10.202	33	1:18.570	3:06.218	56	1:40.370	3:03.034	82	1:44.616	2:56.168	64	1:48.539	2:55.169
136	42.501	5:06.042	51	55.018	3:12.970	56	1:19.008	3:02.805	33	1:40.912	3:04.014	9	1:56.055	3:04.549	136	1:48.638	2:53.723
51	44.889	5:07.350	68	55.858	3:11.861	51	1:21.160	3:07.584	51	1:47.334	3:07.846	56	1:56.662	2:59.224	82	1:57.407	2:52.821
33	46.433	5:07.069	65	57.464	3:11.208	68	1:22.193	3:07.777	68	1:48.584	3:08.063	33	1:57.502	2:59.522	32	2:00.199	2:57.794
68	46.838	5:06.961	56	57.645	3:08.973	55	1:23.328	3:05.861	55	1:49.017	3:07.361	17	2:07.402	2:42.981	17	2:15.514	2:48.142
82	47.356	5:07.025	55	58.909	3:07.951	65	1:25.073	3:09.051	65	1:49.878	3:06.477	68	2:08.488	3:02.836	9	2:16.600	3:00.575
65	49.097	5:07.318	150	1:08.863	3:21.726	150	1:57.213	3:29.792	17	2:07.353	2:42.987	51	2:10.404	3:06.002	56	2:17.296	3:00.664
150	49.978	5:06.776	31	1:18.758	3:25.863	19	2:04.576	3:09.764	19	2:35.861	3:12.957	55	2:12.133	3:06.048	33	2:18.180	3:00.708
56	51.513	5:07.708	133	1:34.888	4:35.646	31	2:05.246	3:27.930	133	2:38.232	3:13.599	65	2:13.539	3:06.593	68	2:28.480	3:00.022
55	53.799	5:46.324	19	1:36.254	4:39.095	17	2:06.038	2:42.703	150	2:39.263	3:23.722				51	2:35.851	3:05.477
31	55.736	4:09.365	17	2:04.777	2:43.731	133	2:06.305	3:12.859							55	2:37.335	3:05.232
17	2:23.887	2:45.717	122	2:05.654	4:41.873	122	2:34.522	3:10.310							65	2:37.760	3:04.251

Session Start: 15:14:06 - Finish: 15:54:46
Weather/Track Conditions: Overcast / Damp
Circuit: Silverstone Historic Grand Prix
Track Length: 5.857 Km - 3.6394 miles

Silverstone International Trophy - 21 - 22 May 2016

Derek Bell Trophy/Classic Formula 3 Qualifying for Race 4 - Classification

Sheet No:

POS	NO	DRIVER/S	CLASS	CLASS POS	CAR MAKE / MODEL	TIME	ON	LAPS	GAP	DIFF	MPH
1	26	Michael Lyons	INV	1	McLaren M26	2:03.560	3	8			106.04
2	54	Andrew Smith	C	1	March 79B	2:16.647	6	7	13.087	13.087	95.88
3	69	Martyn Donn	B	1	Lola T760	2:18.596	7	7	15.036	1.949	94.53
4	7	Neil Glover	F	1	Chevron B37	2:21.012	2	8	17.452	2.416	92.91
5	34	Gregory Thornton	E	1	Surtees TS11	2:21.187	8	9	17.627	0.175	92.80
6	47	Frazer Gibney	B	2	March 76B	2:21.290	8	8	17.730	0.103	92.73
7	13	Dean Forward	C	2	March 782	2:21.713	6	7	18.153	0.423	92.45
8	46	Andy Huxtable	B	3	Chevron B34	2:24.304	8	8	20.744	2.591	90.79
9	111	Simon Jackson	CFA	1	Chevron B43	2:24.724	7	9	21.164	0.420	90.53
10	74	Frank Lyons	F	2	Gurney Eagle FA74	2:24.940	2	7	21.380	0.216	90.39
11	72	Richard Trott	CFA	2	Chevron B43	2:25.447	8	8	21.887	0.507	90.08
12	77	Ian Flux	CFA	3	March 783	2:25.497	2	9	21.937	0.050	90.05
13	15	Michael Wrigley	B	4	March 79B	2:25.834	5	5	22.274	0.337	89.84
14	8	Dominik Jackson	CFA	4	March 803	2:25.934	2	8	22.374	0.100	89.78
15	75	Chris Sharples	B	5	Chevron B29	2:26.532	6	7	22.972	0.598	89.41
16	3	John Murphy	B	6	Crossle 22F	2:26.736	7	7	23.176	0.204	89.29
17	782	Torgny Johansson	C	3	March 782	2:26.851	8	8	23.291	0.115	89.22
18	117	Keith White	CFA	5	Ralt RT1	2:27.354	7	8	23.794	0.503	88.91
19	30	Paul Campfield	F	3	Chevron B24	2:27.622	8	8	24.062	0.268	88.75
20	171	Alan Cook	CC	1	Mallock Mk20	2:28.779	8	8	25.219	1.157	88.06
21	82	Paul Smith	CFA	6	Martini Mk31	2:30.058	6	7	26.498	1.279	87.31
22	17	Michael Bletsoe-Brown	C	4	Chevron B27	2:32.762	5	6	29.202	2.704	85.77
23	147	Adrian Langridge	CFB	1	Dastle Mk10	2:33.564	7	7	30.004	0.802	85.32
24	33	Matthew Wrigley	B	7	Ralt RT1	2:33.857	5	6	30.297	0.293	85.16
25	132	Steve Seaman	C	5	Ralt RT1	2:35.525	6	6	31.965	1.668	84.24
26	27	Glenn Eagling	CFB	2	Ensign LN73	2:35.652	5	6	32.092	0.127	84.17
27	2	Michael Sidgwick	F	4	Trojan T101	2:38.842	7	8	35.282	3.190	82.48
28	51	Jennifer Ridgway	CFC	1	Reynard SF78	2:41.759	7	7	38.199	2.917	81.00
29	71	Simon Taylor	F	5	Chevron B28	2:43.945	5	7	40.385	2.186	79.92
30	169	Albert Clements	CFB	3	Lotus 69	2:55.216	6	7	51.656	11.271	74.77
31	10	Mark Hulme	CFA	7	Toj Modus M1	2:57.998	7	7	54.438	2.782	73.61
32	22	Mark Dwyer	C	6	March 742	3:03.949	2	4	1:00.3	5.951	71.22
33	55	Judy Lyons	F	6	Lola T332	3:45.524	5	5	1:41.9	41.575	58.09
34	5	Chris Atkinson	E	2	Surtees TS8			1			0.00

ALL RACES AT THIS EVENT WILL HAVE A ROLLING START

Session Start: 10:33:33 - Finish: 10:53:34
Weather/Track Conditions: Cloud / Damp
Circuit: Silverstone Historic Grand Prix
Track Length: 5.857 Km - 3.6394 miles

These results are provisional until the conclusion of any judicial and technical matters.

Clerk of the Course:

Julian Floyd

Timekeeper:

Nick Palmer

Issued at:

Silverstone International Trophy - 21 - 22 May 2016

Derek Bell Trophy/Classic Formula 3

Qualifying for Race 4 - Sector Analysis

2 Michael Sidgwick (F)									Trojan T101								
lap	Sect-1	Speed	Sect-2	Speed	Sect-3	Speed	TopSpeed	laptime pit	lap	Sect-1	Speed	Sect-2	Speed	Sect-3	Speed	Topspeed	laptime pit
1	Out	111.5	1:24.465	104.9	30.990	112.8		2:44.621	5	50.687	113.4	1:21.478	121.8	30.385	105.7		2:42.550
2		59.450	1:25.875	109.7	29.990	113.4		2:55.315	6	50.938	121.8	1:21.618	116.1	30.379	105.6		2:42.935
3	1:01.267	115.5	1:26.692	109.7	31.711	103.4		2:59.670	7	49.433	125.4	1:20.101	116.7	29.308	111.8		2:38.842
4	52.008	113.4	1:23.600	106.0	31.600	105.6		2:47.208	8	49.641	118.4	1:20.591	114.1	31.108	88.3		2:41.340

3 John Murphy (B)									Crossle 22F								
lap	Sect-1	Speed	Sect-2	Speed	Sect-3	Speed	TopSpeed	laptime pit	lap	Sect-1	Speed	Sect-2	Speed	Sect-3	Speed	Topspeed	laptime pit
1	Out	115.7	1:21.725	120.9	27.991	113.0		2:41.869	5	47.154	124.3	1:16.502	116.7				2:38.070
2	48.743	121.6	1:15.406	124.7	26.748	114.4		2:30.897	6	Out	113.6	1:15.876	124.5	27.383	112.6		4:22.963 P
3	47.653	122.5	1:15.453	126.6	28.134	112.4		2:31.240	7	46.858	122.7	1:13.025	120.5	26.853	112.8		2:26.736
4	46.913	125.7	1:15.389	122.7	27.497	111.7		2:29.799	8								

5 Chris Atkinson (E)									Surtees TS8								
lap	Sect-1	Speed	Sect-2	Speed	Sect-3	Speed	TopSpeed	laptime pit	lap	Sect-1	Speed	Sect-2	Speed	Sect-3	Speed	Topspeed	laptime pit
1	Out	44.0	1:59.477	54.1				4:08.339	2								

7 Neil Glover (F)									Chevron B37								
lap	Sect-1	Speed	Sect-2	Speed	Sect-3	Speed	TopSpeed	laptime pit	lap	Sect-1	Speed	Sect-2	Speed	Sect-3	Speed	Topspeed	laptime pit
1	Out	137.2	1:17.592	127.8	26.317	120.5		2:31.095	5	47.400	122.9	1:16.700	127.3	28.018	118.3		2:32.118
2	44.673	145.9	1:10.315	140.4	26.024	123.6		2:21.012	6	44.226	151.5	1:12.494	135.8	26.707	119.8		2:23.427
3	44.139	150.8	1:11.827	124.0	26.906	124.1		2:22.872	7	45.228	150.5	1:11.439	122.9	27.430	124.3		2:24.097
4	44.982	151.1	1:15.319	117.3	29.147	120.9		2:29.448	8	59.681	91.3	1:25.609	87.7				3:05.157


8 Dominik Jackson (CFA)									March 803								
lap	Sect-1	Speed	Sect-2	Speed	Sect-3	Speed	TopSpeed	laptime pit	lap	Sect-1	Speed	Sect-2	Speed	Sect-3	Speed	Topspeed	laptime pit
1	Out	87.2	1:14.886	114.1	27.877	109.6		2:31.784	5	47.668	114.1	1:14.321	115.3	28.262	108.5		2:30.251
2	46.647	113.0	1:11.702	116.5	27.585	110.9		2:25.934	6	48.983	111.7	1:14.140	115.5	28.098	109.6		2:31.221
3	49.681	110.6	1:14.351	114.5	28.170	108.5		2:32.202	7	48.318	115.1	1:15.135	116.5	28.175	108.9		2:31.628
4	48.528	112.4	1:16.078	98.3	29.534	108.9		2:34.140	8	48.146	114.7	1:13.282	116.7	27.677	108.3		2:29.105

10 Mark Hulme (CFA)									Toj Modus M1								
lap	Sect-1	Speed	Sect-2	Speed	Sect-3	Speed	TopSpeed	laptime pit	lap	Sect-1	Speed	Sect-2	Speed	Sect-3	Speed	Topspeed	laptime pit
1	Out	98.8	1:35.068	102.3	34.295	98.2		3:04.865	5	58.136	112.0	1:33.207	106.2	34.598	96.6		3:05.941
2	57.809	107.5	1:31.003	101.8	36.300	95.6		3:05.112	6	57.484	116.3	1:30.593	109.3	33.154	99.8		3:01.231
3	59.017	104.4	1:35.168	98.3	36.865	91.6		3:11.050	7	56.060	114.5	1:28.785	111.1	33.153	96.6		2:57.998
4	59.302	107.2	1:35.228	98.4	34.713	93.0		3:09.243	8								

13 Dean Forward (C)									March 782								
lap	Sect-1	Speed	Sect-2	Speed	Sect-3	Speed	TopSpeed	laptime pit	lap	Sect-1	Speed	Sect-2	Speed	Sect-3	Speed	Topspeed	laptime pit
1	Out	124.0	1:18.743	128.3	28.366	119.4		2:37.340	5	Out	133.9	1:16.729	135.6	26.806	122.5		4:30.893 P
2				135.0	26.638	125.0		2:25.926	6	43.728	136.7	1:11.470	137.2	26.515	124.6		2:21.713
3	43.606	137.5	1:13.792	132.9	27.183	124.6		2:24.581	7	43.766	139.2	1:13.241	137.8	25.810	129.2		2:22.817
4	46.264	128.8	1:13.906	133.4				2:34.077	8								

15 Michael Wrigley (B)									March 79B								
lap	Sect-1	Speed	Sect-2	Speed	Sect-3	Speed	TopSpeed	laptime pit	lap	Sect-1	Speed	Sect-2	Speed	Sect-3	Speed	Topspeed	laptime pit
1	Out	95.2	1:23.912	117.3	28.511	110.3		2:50.286	4	Out	123.6	1:15.942	124.0	27.984	114.4		8:29.060 P
2	47.340	128.6	1:19.458	113.6	28.304	115.4		2:35.102	5	46.716	126.6	1:12.610	128.8	26.508	117.9		2:25.834
3	49.198	124.0	1:16.354	121.4				2:39.387	6								

17 Michael Bletsoe-Brown (C)									Chevron B27								
lap	Sect-1	Speed	Sect-2	Speed	Sect-3	Speed	TopSpeed	laptime pit	lap	Sect-1	Speed	Sect-2	Speed	Sect-3	Speed	Topspeed	laptime pit
1	Out	92.7	1:27.115	99.9	32.572	108.3		3:00.933	4	49.415	130.1	1:20.578	121.4	28.771	122.0		2:38.764
2	50.263	122.9	1:21.539	122.0	28.916	123.6		2:40.718	5	47.800	130.6	1:16.526	121.8	28.436	123.9		2:32.762
3	47.062	131.8	1:18.093	110.4	30.445	108.3		2:35.600	6	49.630	118.8	1:24.797	86.3				2:53.997



Session Start: 10:33:33 - Finish: 10:53:34
Weather/Track Conditions: Cloud / Damp
Circuit: Silverstone Historic Grand Prix
Track Length: 5.857 Km - 3.6394 miles




Silverstone International Trophy - 21 - 22 May 2016

Derek Bell Trophy/Classic Formula 3

Qualifying for Race 4 - Sector Analysis

22 Mark Dwyer (C)									March 742									
lap	Sect-1	Speed	Sect-2	Speed	Sect-3	Speed	TopSpeed	laptime pit	lap	Sect-1	Speed	Sect-2	Speed	Sect-3	Speed	Topspeed	laptime pit	
1	Out	102.3	1:29.743	103.1	32.635	97.3		3:00.789	3	1:07.626	92.9	1:33.578	97.5				3:19.671	
2		52.709 114.1	1:23.253	118.6	47.987	95.5		3:03.949	4	Out	94.9	1:32.394	93.9	In			3:52.371 P	
26 Michael Lyons (INV)									McLaren M26									
lap	Sect-1	Speed	Sect-2	Speed	Sect-3	Speed	TopSpeed	laptime pit	lap	Sect-1	Speed	Sect-2	Speed	Sect-3	Speed	Topspeed	laptime pit	
1	Out	94.8	1:10.033	129.8	25.194	138.2		2:22.923	5	Out	132.1	1:14.667	118.8	27.878	112.4		8:07.248 P	
2								10.196 D	6	44.828	146.5	1:09.440	127.1	26.355	121.8		2:20.623	
3		31.165	146.8	1:07.270	141.3	25.125	135.0		2:03.560	7	43.273	149.8	1:06.802	134.8	25.473	133.7		2:15.548
4		45.236	139.2	1:13.204	124.0				2:31.784	8	41.333	148.5	1:06.192	138.1	25.081	137.6		2:12.606
27 Glenn Eagling (CFB)									Ensign LN73									
lap	Sect-1	Speed	Sect-2	Speed	Sect-3	Speed	TopSpeed	laptime pit	lap	Sect-1	Speed	Sect-2	Speed	Sect-3	Speed	Topspeed	laptime pit	
1	Out	110.4	1:26.362	111.1	30.230	102.3		2:49.322	4	49.653	113.6	1:19.078	112.6	28.878	107.3		2:37.609	
2		51.922	111.8	1:20.208	111.8	29.095	108.0		2:41.225	5	49.187	113.6	1:17.927	113.6	28.538	108.0		2:35.652
3		50.653	114.3	1:22.818	113.0	28.867	108.0		2:42.338	6	48.999	112.6	1:20.458	99.3				2:48.546
30 Paul Campfield (F)									Chevron B24									
lap	Sect-1	Speed	Sect-2	Speed	Sect-3	Speed	TopSpeed	laptime pit	lap	Sect-1	Speed	Sect-2	Speed	Sect-3	Speed	Topspeed	laptime pit	
1	Out	107.9	1:24.236	106.7	46.214	100.9		3:07.223	5	48.994	139.5	1:17.964	110.6	29.856	114.8		2:36.814	
2		51.027	130.8	1:19.210	113.4	30.292	110.7		2:40.529	6	47.054	141.6	1:16.177	112.0	28.720	116.8		2:31.951
3		46.791	135.6	1:17.859	114.1	29.697	112.8		2:34.347	7	45.402	140.4	1:18.203	108.1	29.193	113.4		2:32.798
4		46.352	146.2	1:18.844	111.1	30.297	111.7		2:35.493	8	45.523	138.7	1:13.511	120.7	28.588	117.0		2:27.622
33 Matthew Wrigley (B)									Ralt RT1									
lap	Sect-1	Speed	Sect-2	Speed	Sect-3	Speed	TopSpeed	laptime pit	lap	Sect-1	Speed	Sect-2	Speed	Sect-3	Speed	Topspeed	laptime pit	
1	Out	102.9	1:26.803	111.3	30.575	106.1		2:54.675	4	51.118	119.6	1:18.575	116.5	29.047	111.8		2:38.740	
2		50.078	121.1	1:19.572	115.5	30.860	114.0		2:40.510	5	49.260	121.6	1:16.630	118.8	27.967	112.8		2:33.857
3		51.784	119.4	1:19.846	117.5	30.045	112.4		2:41.675	6	58.843	90.3	1:34.470	78.1				3:14.729
34 Gregory Thornton (E)									Surtees TS11									
lap	Sect-1	Speed	Sect-2	Speed	Sect-3	Speed	TopSpeed	laptime pit	lap	Sect-1	Speed	Sect-2	Speed	Sect-3	Speed	Topspeed	laptime pit	
1	Out	136.1	1:17.152	108.2	27.922	119.4		2:31.350	6	45.726	137.2	1:11.887	131.3	26.754	125.0		2:24.367	
2		46.276	137.8	1:13.100	125.2	27.555	122.2		2:26.931	7	45.682	138.4	1:11.700	119.6	27.602	117.9		2:24.984
3		45.287	140.7	1:12.680	128.8	26.568	122.5		2:24.535	8	44.420	143.1	1:09.807	121.1	26.960	123.9		2:21.187
4		44.787	132.1	1:13.633	114.1	28.176	120.5		2:26.596	9	43.676	138.7	1:14.384	77.3				2:43.350
5		46.516	138.7	1:13.472	122.5	28.897	119.1		2:28.885	10								
46 Andy Huxtable (B)									Chevron B34									
lap	Sect-1	Speed	Sect-2	Speed	Sect-3	Speed	TopSpeed	laptime pit	lap	Sect-1	Speed	Sect-2	Speed	Sect-3	Speed	Topspeed	laptime pit	
1	Out	118.4	1:18.356	122.2	27.654	113.0		2:35.534	5	46.033	123.1	1:14.558	123.6	28.526	115.6		2:29.117	
2		49.328	123.1	1:12.845	124.3	26.676	115.4		2:28.849	6	49.187	122.9	1:14.205	124.0	27.528	115.0		2:30.920
3		45.547	123.8	1:13.551	123.8	27.549	115.6		2:26.647	7	46.701	123.4	1:13.547	123.8	26.986	116.6		2:27.234
4		45.998	124.7	1:14.990	123.6	27.910	114.8		2:28.898	8	45.046	123.8	1:11.730	123.6	27.528	117.6		2:24.304
47 Frazer Gibney (B)									March 76B									
lap	Sect-1	Speed	Sect-2	Speed	Sect-3	Speed	TopSpeed	laptime pit	lap	Sect-1	Speed	Sect-2	Speed	Sect-3	Speed	Topspeed	laptime pit	
1	Out	105.8	1:24.203	107.2	29.281	110.2		2:45.722	5	45.379	123.6	1:14.621	106.5	28.523	117.4		2:28.523	
2		48.690	120.9	1:15.264	113.2	27.577	117.4		2:31.531	6	44.990	122.5	1:12.105	122.2	26.929	116.2		2:24.024
3		45.975	121.4	1:13.569	123.4	26.806	118.5		2:26.350	7	44.826	122.9	1:11.920	124.7	26.717	117.4		2:23.463
4		45.666	122.7	1:13.885	123.8	27.243	117.2		2:26.794	8	44.430	124.0	1:10.085	124.3	26.775	118.3		2:21.290
51 Jennifer Ridgway (CFC)									Reynard SF78									
lap	Sect-1	Speed	Sect-2	Speed	Sect-3	Speed	TopSpeed	laptime pit	lap	Sect-1	Speed	Sect-2	Speed	Sect-3	Speed	Topspeed	laptime pit	
1	Out	107.9	1:36.192	98.0	39.284	99.2		3:14.100	5	52.784	113.2	1:22.132	111.5	31.114	107.1		2:46.030	
2		57.914	105.2	1:28.889	91.7	35.197	103.9		3:02.000	6	51.391	115.5	1:21.439	113.4	30.688	103.1		2:43.518
3		56.887	99.6	1:27.694	104.9	32.798	106.6		2:57.379	7	51.835	114.3	1:19.957	113.7	29.967	107.3		2:41.759
4		53.862	113.9	1:24.076	110.0	32.208	106.1		2:50.146	8								



Silverstone International Trophy - 21 - 22 May 2016

Derek Bell Trophy/Classic Formula 3

Qualifying for Race 4 - Sector Analysis

54 Andrew Smith (C)									March 79B										
lap	Sect-1	Speed	Sect-2	Speed	Sect-3	Speed	TopSpeed	laptime	pit	lap	Sect-1	Speed	Sect-2	Speed	Sect-3	Speed	Topspeed	laptime	pit
1	Out	119.6	1:16.191	130.8	27.795	109.6		2:35.689		5	44.411	134.8	1:09.072	131.8	25.694	125.5		2:19.177	
2		47.995	1:12.820	128.6	27.514	123.6		2:28.329		6	43.282	135.8	1:07.958	135.6	25.407	126.2		2:16.647	
3		45.003	1:12.610	132.4	25.850	125.5		2:23.463		7	48.998	92.8	1:28.331	62.4				2:56.934	
4		44.910	1:09.804	131.8	25.976	125.0		2:20.690		8									

55 Judy Lyons (F)									Lola T332										
lap	Sect-1	Speed	Sect-2	Speed	Sect-3	Speed	TopSpeed	laptime	pit	lap	Sect-1	Speed	Sect-2	Speed	Sect-3	Speed	Topspeed	laptime	pit
1	Out	69.5	1:54.710	68.3	40.892	72.3		3:52.382		4	1:13.084	76.4	1:52.541	60.9	41.332	72.7		3:46.957	
2	1:15.998	69.6	1:57.699	65.7				3:57.953		5	1:16.827	74.4	1:51.049	67.2	37.648	76.1		3:45.524	
3	Out	77.6	1:48.695	73.3	38.383	74.4		5:05.559	P	6									

69 Martyn Donn (B)									Lola T760										
lap	Sect-1	Speed	Sect-2	Speed	Sect-3	Speed	TopSpeed	laptime	pit	lap	Sect-1	Speed	Sect-2	Speed	Sect-3	Speed	Topspeed	laptime	pit
1	Out	99.1	1:33.634	98.1	30.081	116.8		2:58.324		5	48.768	121.8	1:16.618	122.5				2:38.428	
2	48.419	123.8	1:13.360	126.1	26.719	120.0		2:28.498		6	Out	122.9	1:12.300	124.5	26.175	120.5		5:24.960	P
3	49.079	109.8	1:20.566	100.9	28.617	119.1		2:38.262		7	45.472	123.1	1:07.888	127.6	25.236	119.8		2:18.596	
4	47.282	124.5	1:12.591	126.4	26.733	119.1		2:26.606		8									


71 Simon Taylor (F)									Chevron B28										
lap	Sect-1	Speed	Sect-2	Speed	Sect-3	Speed	TopSpeed	laptime	pit	lap	Sect-1	Speed	Sect-2	Speed	Sect-3	Speed	Topspeed	laptime	pit
1	Out	115.9	1:28.378	105.4	33.628	105.1		2:56.756		5	50.419	135.0	1:22.137	120.7	31.389	106.2		2:43.945	
2	55.361	125.9	1:23.184	113.9	30.413	112.4		2:48.958		6	50.095	127.8	1:22.817	112.8	31.540	107.8		2:44.452	
3	51.516	120.5	1:22.214	107.9	30.889	109.8		2:44.619		7	52.847	125.4	1:22.144	119.4	32.520	109.6		2:47.511	
4	50.705	134.8	1:24.307	110.6	31.837	109.1		2:46.849		8									

72 Richard Trott (CFA)									Chevron B43										
lap	Sect-1	Speed	Sect-2	Speed	Sect-3	Speed	TopSpeed	laptime	pit	lap	Sect-1	Speed	Sect-2	Speed	Sect-3	Speed	Topspeed	laptime	pit
1	Out	95.7	1:24.980	106.9	31.054	106.2		2:52.902		5	50.052	122.5	1:18.553	120.9	28.188	110.7		2:36.793	
2	52.029	115.1	1:22.096	105.7	32.667	108.7		2:46.792		6	48.350	121.4	1:15.728	117.9	27.964	111.7		2:32.042	
3	50.286	119.4	1:17.405	113.0	29.687	105.4		2:37.378		7	46.588	122.2	1:14.905	121.1	26.770	114.6		2:28.263	
4	48.827	121.4	1:20.201	116.1	29.323	108.2		2:38.351		8	45.965	120.9	1:12.611	122.2	26.871	114.0		2:25.447	

74 Frank Lyons (F)									Gurney Eagle FA74										
lap	Sect-1	Speed	Sect-2	Speed	Sect-3	Speed	TopSpeed	laptime	pit	lap	Sect-1	Speed	Sect-2	Speed	Sect-3	Speed	Topspeed	laptime	pit
1	Out	119.4	1:17.696	115.3	27.998	112.8		2:29.572		5	45.848	138.9	1:13.815	126.1	27.810	122.9		2:27.473	
2	45.699	144.3	1:11.801	119.4	27.440	118.9		2:24.940		6	44.985	138.4	1:13.575	129.8	27.207	117.6		2:25.767	
3	45.022	121.6	1:15.279	130.8	27.118	119.4		2:27.419		7	44.999	141.6	1:13.198	110.6				2:42.583	
4	46.017	120.5	1:16.091	116.7	28.699	117.6		2:30.807		8									

75 Chris Sharples (B)									Chevron B29										
lap	Sect-1	Speed	Sect-2	Speed	Sect-3	Speed	TopSpeed	laptime	pit	lap	Sect-1	Speed	Sect-2	Speed	Sect-3	Speed	Topspeed	laptime	pit
1	Out	115.3	1:23.708	115.9	29.164	113.6		2:47.832		5	46.706	126.9	1:20.169	107.4	30.278	116.0		2:37.153	
2	50.091	116.1	1:21.395	122.7	28.398	119.4		2:39.884		6	46.798	125.0	1:12.848	122.7	26.886	119.1		2:26.532	
3	50.139	126.4	1:18.234	118.4	28.677	115.6		2:37.050		7	57.381	83.2	1:41.403	85.9				3:24.498	
4	47.591	126.4	1:16.025	119.4	28.156	115.4		2:31.772		8									

77 Ian Flux (CFA)									March 783										
lap	Sect-1	Speed	Sect-2	Speed	Sect-3	Speed	TopSpeed	laptime	pit	lap	Sect-1	Speed	Sect-2	Speed	Sect-3	Speed	Topspeed	laptime	pit
1	Out	119.6	1:15.239	120.1	27.187	114.8		2:30.637		6	46.578	121.4	1:12.986	116.9	27.503	112.4		2:27.067	
2	46.887	120.3	1:11.826	123.8	26.784	115.2		2:25.497		7	47.828	120.5	1:13.797	123.8	27.805	112.2		2:29.430	
3	46.132	121.4	1:13.152	121.8	27.070	114.8		2:26.354		8	47.781	122.0	1:13.928	121.1	27.597	113.2		2:29.306	
4	46.600	122.0	1:12.858	122.7	27.583	114.4		2:27.041		9	47.186	120.9	1:13.803	121.4	27.485	113.8		2:28.474	
5	46.884	120.7	1:12.325	122.0	27.538	113.8		2:26.747		10									



Session Start: 10:33:33 - Finish: 10:53:34
Weather/Track Conditions: Cloud / Damp
Circuit: Silverstone Historic Grand Prix
Track Length: 5.857 Km - 3.6394 miles

Silverstone International Trophy - 21 - 22 May 2016

Derek Bell Trophy/Classic Formula 3

Qualifying for Race 4 - Sector Analysis

82 Paul Smith (CFA)									Martini Mk31										
lap	Sect-1	Speed	Sect-2	Speed	Sect-3	Speed	TopSpeed	laptime	pit	lap	Sect-1	Speed	Sect-2	Speed	Sect-3	Speed	Topspeed	laptime	pit
1	Out	118.8	1:23.233	108.8	30.321	103.4		2:45.049		5	47.507	121.6	1:18.321	118.6	27.916	114.0		2:33.744	
2	50.496	119.2	1:21.166	114.3	29.098	110.7		2:40.760		6	47.758	120.9	1:14.733	121.4	27.567	115.8		2:30.058	
3	49.567	118.6	1:18.433	114.7	29.060	110.0		2:37.060		7	49.890	115.5	1:20.720	110.9				2:49.366	
4	49.246	118.8	1:19.502	121.4	28.793	114.8		2:37.541		8									

111 Simon Jackson (CFA)									Chevron B43										
lap	Sect-1	Speed	Sect-2	Speed	Sect-3	Speed	TopSpeed	laptime	pit	lap	Sect-1	Speed	Sect-2	Speed	Sect-3	Speed	Topspeed	laptime	pit
1	Out	116.5	1:17.131	116.5	27.517	111.3		2:31.019		6	47.221	121.4	1:12.170	122.7	27.005	113.6		2:26.396	
2	47.642	118.8	1:12.395	121.8	26.905	113.8		2:26.942		7	46.215	120.9	1:11.077	122.7	27.432	113.4		2:24.724	
3	46.832	120.1	1:13.302	120.1	27.316	114.0		2:27.450		8	46.236	122.0	1:12.725	122.7	28.412	112.4		2:27.373	
4	47.224	114.1	1:14.354	118.6	28.439	113.4		2:30.017		9	46.229	119.0	1:15.295	118.1				2:39.896	
5	47.932	122.0	1:13.529	122.7	27.470	112.8		2:28.931		10									

117 Keith White (CFA)									Ralt RT1										
lap	Sect-1	Speed	Sect-2	Speed	Sect-3	Speed	TopSpeed	laptime	pit	lap	Sect-1	Speed	Sect-2	Speed	Sect-3	Speed	Topspeed	laptime	pit
1	Out	103.1	1:26.963	104.2	31.587	108.9		2:59.263		5	47.706	121.6	1:15.239	120.5	28.340	113.8		2:31.285	
2	53.031	117.9	1:21.985	106.7	32.635	111.1		2:47.651		6	48.086	118.4	1:16.173	121.6	27.550	113.6		2:31.809	
3	51.691	117.5	1:16.331	119.8	28.771	113.0		2:36.793		7	46.468	120.5	1:13.893	121.4	26.993	114.4		2:27.354	
4	47.985	121.4	1:19.517	118.4	28.688	112.2		2:36.190		8	46.412	119.4	1:15.388	120.9	27.247	113.2		2:29.047	


132 Steve Seaman (C)									Ralt RT1										
lap	Sect-1	Speed	Sect-2	Speed	Sect-3	Speed	TopSpeed	laptime	pit	lap	Sect-1	Speed	Sect-2	Speed	Sect-3	Speed	Topspeed	laptime	pit
1	Out	104.9	1:28.578	93.6	32.929	106.2		3:02.196		4	Out	89.0	1:26.788	97.5	31.338	110.9		5:25.225	P
2	54.879	110.2	1:26.427	97.5	52.487	97.1		3:13.793		5	51.352	105.7	1:22.532	102.9	30.241	115.6		2:44.125	
3	55.617	98.4	1:31.569	93.6				3:09.090		6	47.912	123.6	1:18.082	108.2	29.531	119.4		2:35.525	

147 Adrian Langridge (CFB)									Dastle Mk10										
lap	Sect-1	Speed	Sect-2	Speed	Sect-3	Speed	TopSpeed	laptime	pit	lap	Sect-1	Speed	Sect-2	Speed	Sect-3	Speed	Topspeed	laptime	pit
1	Out	81.1	1:35.084	104.0	33.268	96.6		3:12.794		5	50.485	111.8	1:20.577	110.4	29.477	105.1		2:40.539	
2	56.343	107.0	1:27.189	102.3	35.578	97.1		2:59.110		6	49.123	112.4	1:17.350	112.6	29.531	105.1		2:36.004	
3	54.956	109.3	1:23.530	108.9	31.385	102.9		2:49.871		7	49.229	112.0	1:15.611	112.2	28.724	105.7		2:33.564	
4	52.047	110.2	1:21.951	110.6	31.016	100.3		2:45.014		8									

169 Albert Clements (CFB)									Lotus 69										
lap	Sect-1	Speed	Sect-2	Speed	Sect-3	Speed	TopSpeed	laptime	pit	lap	Sect-1	Speed	Sect-2	Speed	Sect-3	Speed	Topspeed	laptime	pit
1	Out	93.7	1:34.629	91.7	35.076	88.9		3:09.944		5	56.428	96.7	1:27.098	100.5	31.891	93.7		2:55.417	
2	58.383	92.9	1:34.878	100.5	33.412	94.5		3:06.673		6	56.308	102.5	1:27.730	103.9	31.178	96.1		2:55.216	
3	57.115	96.8	1:32.750	96.7	33.294	94.1		3:03.159		7	56.053	105.2	1:27.508	105.7	31.708	90.2		2:55.269	
4	55.927	101.8	1:31.406	97.3	47.582	96.4		3:14.915		8									

171 Alan Cook (CC)									Mallock Mk20										
lap	Sect-1	Speed	Sect-2	Speed	Sect-3	Speed	TopSpeed	laptime	pit	lap	Sect-1	Speed	Sect-2	Speed	Sect-3	Speed	Topspeed	laptime	pit
1	Out	110.7	1:32.667	102.5	34.228	98.9		3:01.401		5	50.890	121.4	1:21.732	115.5	29.452	112.2		2:42.074	
2	52.988	107.9	1:22.325	115.7	30.872	102.0		2:46.185		6	51.847	119.4	1:21.444	117.5	29.543	106.8		2:42.834	
3	52.101	119.2	1:22.880	108.9	30.572	108.2		2:45.553		7	50.162	120.3	1:17.818	121.1	27.734	115.0		2:35.714	
4	50.028	118.6	1:24.674	110.7	30.564	110.9		2:45.266		8	46.484	119.6	1:14.602	117.9	27.693	116.8		2:28.779	

782 Torgny Johansson (C)									March 782										
lap	Sect-1	Speed	Sect-2	Speed	Sect-3	Speed	TopSpeed	laptime	pit	lap	Sect-1	Speed	Sect-2	Speed	Sect-3	Speed	Topspeed	laptime	pit
1	Out	127.3	1:19.909	117.3	28.679	123.9		2:37.991		5	46.021	135.3	1:16.938	133.2	29.019	125.3		2:31.978	
2	46.268	134.5	1:16.118	135.3	26.771	128.4		2:29.157		6	46.580	133.4	1:16.418	119.8	27.908	124.8		2:30.906	
3	44.912	134.5	1:16.125	133.2	27.974	121.1		2:29.011		7	45.382	136.1	1:15.575	133.7	26.870	127.0		2:27.827	
4	47.048	133.9	1:19.379	131.6	28.476	122.7		2:34.903		8	45.089	135.8	1:14.685	133.4	27.077	126.0		2:26.851	




Silverstone International Trophy - 21 - 22 May 2016

Derek Bell Trophy/Classic Formula 3

Qualifying for Race 4 - Best Sector Times

POS	NO	DRIVER/S	Sector 1			Sector 2			Sector 3			IDEAL LAP	BEST LAP	On
			TIME	LAP	POS	TIME	LAP	POS	TIME	LAP	POS			
1	26	Michael Lyons	31.165	3	1	1:06.192	8	1	25.081	8	1	2:02.438	2:03.560	3
2	54	Andrew Smith	43.282	6	3	1:07.958	6	3	25.407	6	3	2:16.647	2:16.647	6
3	69	Martyn Donn	45.472	7	11	1:07.888	7	2	25.236	7	2	2:18.596	2:18.596	7
4	7	Neil Glover	44.139	3	5	1:10.315	2	6	26.024	2	5	2:20.478	2:21.012	2
5	34	Gregory Thornton	43.676	9	4	1:09.807	8	4	26.568	3	7	2:20.051	2:21.187	8
6	47	Frazer Gibney	44.430	8	6	1:10.085	8	5	26.717	7	9	2:21.232	2:21.290	8
7	13	Dean Forward	42.597	8	2	1:11.470	6	8	25.810	7	4	2:19.877	2:21.713	6
8	46	Andy Huxtable	45.046	8	9	1:11.730	8	10	26.676	2	8	2:23.452	2:24.304	8
9	111	Simon Jackson	46.215	7	14	1:11.077	7	7	26.905	2	15	2:24.197	2:24.724	7
10	74	Frank Lyons	44.985	6	8	1:11.801	2	11	27.118	3	17	2:23.904	2:24.940	2
11	72	Richard Trott	45.965	8	12	1:12.611	8	14	26.770	7	11	2:25.346	2:25.447	8
12	77	Ian Flux	46.132	3	13	1:11.826	2	12	26.784	2	13	2:24.742	2:25.497	2
13	15	Michael Wrigley	46.716	5	19	1:12.610	5	13	26.508	5	6	2:25.834	2:25.834	5
14	8	Dominik Jackson	46.647	2	17	1:11.702	2	9	27.585	2	19	2:25.934	2:25.934	2
15	75	Chris Sharples	46.706	5	18	1:12.848	6	15	26.886	6	14	2:26.440	2:26.532	6
16	3	John Murphy	46.858	7	20	1:13.025	7	16	26.748	2	10	2:26.631	2:26.736	7
17	782	Torgny Johansson	44.912	3	7	1:14.685	8	20	26.771	2	12	2:26.368	2:26.851	8
18	117	Keith White	46.412	8	15	1:13.893	7	18	26.993	7	16	2:27.298	2:27.354	7
19	30	Paul Campfield	45.402	7	10	1:13.511	8	17	28.588	8	24	2:27.501	2:27.622	8
20	171	Alan Cook	46.484	8	16	1:14.602	8	19	27.693	8	20	2:28.779	2:28.779	8
21	82	Paul Smith	47.507	5	22	1:14.733	6	21	27.567	6	18	2:29.807	2:30.058	6
22	17	Michael Bletsoe-Brown	47.062	3	21	1:16.526	5	23	28.436	5	22	2:32.024	2:32.762	5
23	147	Adrian Langridge	49.123	6	25	1:15.611	7	22	28.724	7	25	2:33.458	2:33.564	7
24	33	Matthew Wrigley	49.260	5	26	1:16.630	5	24	27.967	5	21	2:33.857	2:33.857	5
25	132	Steve Seaman	47.912	6	23	1:18.082	6	26	29.531	6	27	2:35.525	2:35.525	6
26	27	Glenn Eagling	48.999	6	24	1:17.927	5	25	28.538	5	23	2:35.464	2:35.652	5
27	2	Michael Sidgwick	49.433	7	27	1:20.101	7	28	29.308	7	26	2:38.842	2:38.842	7
28	51	Jennifer Ridgway	51.391	6	29	1:19.957	7	27	29.967	7	28	2:41.315	2:41.759	7
29	71	Simon Taylor	50.095	6	28	1:22.137	5	29	30.413	2	29	2:42.645	2:43.945	5
30	169	Albert Clements	55.927	4	31	1:27.098	5	31	31.178	6	30	2:54.203	2:55.216	6
31	10	Mark Hulme	56.060	7	32	1:28.785	7	32	33.153	7	32	2:57.998	2:57.998	7
32	22	Mark Dwyer	52.709	2	30	1:23.253	2	30	32.635	1	31	2:48.597	3:03.949	2
33	55	Judy Lyons	1:13.084	4	33	1:48.695	3	33	37.648	5	33	3:39.427	3:45.524	5
34	5	Chris Atkinson				1:59.477	1	34						



Session Start: 10:33:33 - Finish: 10:53:34

Weather/Track Conditions: Cloud / Damp

Circuit: Silverstone Historic Grand Prix

Track Length: 5.857 Km - 3.6394 miles




Silverstone International Trophy - 21 - 22 May 2016

Derek Bell Trophy/Classic Formula 3

Qualifying for Race 4 - Best Sector Speeds

	NO	SECTOR 1	MPH	NO	SECTOR 2	MPH	NO	SECTOR 3	MPH
1	7	Neil Glover	151.5	26	Michael Lyons	141.3	26	Michael Lyons	138.2
2	26	Michael Lyons	149.8	7	Neil Glover	140.4	13	Dean Forward	129.2
3	30	Paul Campfield	146.2	13	Dean Forward	137.8	782	Torgny Johansson	128.4
4	74	Frank Lyons	144.3	54	Andrew Smith	135.6	54	Andrew Smith	126.2
5	34	Gregory Thornton	143.1	782	Torgny Johansson	135.3	34	Gregory Thornton	125.0
6	13	Dean Forward	139.2	34	Gregory Thornton	131.3	7	Neil Glover	124.3
7	782	Torgny Johansson	136.1	74	Frank Lyons	130.8	17	Michael Bletsoe-Brown	123.9
8	54	Andrew Smith	135.8	15	Michael Wrigley	128.8	74	Frank Lyons	122.9
9	71	Simon Taylor	135.0	69	Martyn Donn	127.6	69	Martyn Donn	120.5
10	17	Michael Bletsoe-Brown	131.8	3	John Murphy	126.6	75	Chris Sharples	119.4
11	15	Michael Wrigley	128.6	47	Frazer Gibney	124.7	132	Steve Seaman	119.4
12	75	Chris Sharples	126.9	46	Andy Huxtable	124.3	47	Frazer Gibney	118.5
13	3	John Murphy	125.7	77	Ian Flux	123.8	15	Michael Wrigley	117.9
14	2	Michael Sidgwick	125.4	75	Chris Sharples	122.7	46	Andy Huxtable	117.6
15	46	Andy Huxtable	124.7	111	Simon Jackson	122.7	30	Paul Campfield	117.0
16	69	Martyn Donn	124.5	72	Richard Trott	122.2	171	Alan Cook	116.8
17	47	Frazer Gibney	124.0	17	Michael Bletsoe-Brown	122.0	82	Paul Smith	115.8
18	132	Steve Seaman	123.6	2	Michael Sidgwick	121.8	77	Ian Flux	115.2
19	72	Richard Trott	122.5	117	Keith White	121.6	72	Richard Trott	114.6
20	77	Ian Flux	122.0	82	Paul Smith	121.4	3	John Murphy	114.4
21	111	Simon Jackson	122.0	171	Alan Cook	121.1	117	Keith White	114.4
22	33	Matthew Wrigley	121.6	30	Paul Campfield	120.7	33	Matthew Wrigley	114.0
23	82	Paul Smith	121.6	71	Simon Taylor	120.7	111	Simon Jackson	114.0
24	117	Keith White	121.6	33	Matthew Wrigley	118.8	2	Michael Sidgwick	113.4
25	171	Alan Cook	121.4	22	Mark Dwyer	118.6	71	Simon Taylor	112.4
26	10	Mark Hulme	116.3	8	Dominik Jackson	116.7	8	Dominik Jackson	110.9
27	51	Jennifer Ridgway	115.5	51	Jennifer Ridgway	113.7	27	Glenn Eagling	108.0
28	8	Dominik Jackson	115.1	27	Glenn Eagling	113.6	51	Jennifer Ridgway	107.3
29	27	Glenn Eagling	114.3	147	Adrian Langridge	112.6	147	Adrian Langridge	105.7
30	22	Mark Dwyer	114.1	10	Mark Hulme	111.1	10	Mark Hulme	99.8
31	147	Adrian Langridge	112.4	132	Steve Seaman	108.2	22	Mark Dwyer	97.3
32	169	Albert Clements	105.2	169	Albert Clements	105.7	169	Albert Clements	96.4
33	55	Judy Lyons	85.5	55	Judy Lyons	73.3	55	Judy Lyons	76.1
34	5	Chris Atkinson	44.0	5	Chris Atkinson	54.1	5	Chris Atkinson	0.0
35	23	Torgny Johansson	0.0	23	Torgny Johansson	0.0	23	Torgny Johansson	0.0
36	32	David Shaw	0.0	32	David Shaw	0.0	32	David Shaw	0.0
37	49	Keith Norris	0.0	49	Keith Norris	0.0	49	Keith Norris	0.0
38	93	Rudolf Ernst	0.0	93	Rudolf Ernst	0.0	93	Rudolf Ernst	0.0



Session Start: 10:33:33 - Finish: 10:53:34

Weather/Track Conditions: Cloud / Damp

Circuit: Silverstone Historic Grand Prix

Track Length: 5.857 Km - 3.6394 miles

Silverstone International Trophy - 21 - 22 May 2016

Derek Bell Trophy/Classic Formula 3

Race 4 - Starting Grid - AMENDED

Sheet No:

Start Time : 16:00 - Heat Duration : 20 Minutes

18	35	49 Keith Norris			
17	33	55 Judy Lyons		34	32 David Shaw
16	31	10 Mark Hulme		32	22 Mark Dwyer
15	29	71 Simon Taylor		30	169 Albert Clements
14	27	2 Michael Sidgwick		28	51 Jennifer Ridgway
13	25	132 Steve Seaman		26	27 Glenn Eagling
12	23	147 Adrian Langridge		24	33 Matthew Wrigley
11	21	82 Paul Smith		22	17 Michael Bletsoe-Brown
10	19	30 Paul Campfield		20	171 Alan Cook
9	17	782 Torgny Johansson		18	117 Keith White
8	15	75 Chris Sharples		16	3 John Murphy
7	13	15 Michael Wrigley		14	8 Dominik Jackson
6	11	72 Richard Trott		12	77 Ian Flux
5	9	111 Simon Jackson		10	74 Frank Lyons
4	7	13 Dean Forward		8	46 Andy Huxtable
3	5	34 Gregory Thornton		6	47 Frazer Gibney
2	3	69 Martyn Donn		4	7 Neil Glover
1	1	26 Michael Lyons		2	54 Andrew Smith

Pole Right

ROW

ALL RACES AT THIS EVENT WILL HAVE A ROLLING START

*Circuit: Silverstone Historic Grand Prix
Track Length: 5.857 Km - 3.6394 miles*

These results are provisional until the conclusion of any judicial and technical matters.

Clerk of the Course:

Julian Floyd

Timekeeper:

Nick Palmer

Issued at:

Silverstone International Trophy - 21 - 22 May 2016

Pre 80 Endurance Qualifying for Race 10 - Classification

Sheet No:

POS	NO	DRIVER/S	CLASS	CLASS POS	CAR MAKE / MODEL	TIME	ON	LAPS	GAP	DIFF	MPH
1	2	Voyazides-Wolfe	SP4	1	Lola T280	2:01.603	8	9			107.74
2	60	John Burton	SP3	1	Chevron B26	2:05.675	8	9	4.072	4.072	104.25
3	19	Watson-Kirkaldy	SP1	1	Chevron B19	2:06.552	9	9	4.949	0.877	103.53
4	67	Michele Liguori	SP3	2	Lola T296	2:07.769	7	7	6.166	1.217	102.54
5	21	Robert Parker	SP3	3	Osella PA5	2:15.600	5	6	13.997	7.831	96.62
6	172	Sleep-Wykeham	SP2	1	Lola T70 Mk3	2:17.503	8	8	15.900	1.903	95.28
7	65	Axisa-Pearson	S20	1	Tiga SC79	2:19.225	9	9	17.622	1.722	94.10
8	72	Jonathan Loader	S20	2	Tiga SC80	2:23.505	5	6	21.902	4.280	91.30
9	12	Peter Hallford	GT1	1	Chevrolet Corvette	2:23.796	8	8	22.193	0.291	91.11
10	24	Vic Nutter	SP3	4	Osella PA3	2:26.256	2	4	24.653	2.460	89.58
11	86	Hans Huebner	GT2	1	Porsche Carrera	2:26.838	10	10	25.235	0.582	89.23
12	39	Daryl Taylor	SP1	2	Chevron B8	2:27.590	7	9	25.987	0.752	88.77
13	75	Stevenson-Stevenson	S20	3	Lola T492	2:27.838	4	9	26.235	0.248	88.62
14	15	Graeme Cooksley	S20	4	Tiga SC81	2:31.334	9	10	29.731	3.496	86.57
15	150	Brooks-Brooks	INV	1	Lola T212	2:36.082	8	8	34.479	4.748	83.94
16	26	George Douglas	SP1	3	Martin BM9	2:41.933	3	7	40.330	5.851	80.91
17	71	Wilson-Williams	GT1	2	Porsche 911	2:41.983	7	8	40.380	0.050	80.88
18	179	Andreas Floth	S20	5	Lola T492	2:43.825	4	6	42.222	1.842	79.97
19	79	Philippe Lambilliotte	SP1	4	Chevron B8	2:49.351	7	9	47.748	5.526	77.36
20	62	Michel Dupont	S20	6	Lola T590	2:50.249	9	9	48.646	0.898	76.96
21	38	Adam Simmonds	SP2	2	BMCD Huffaker Genie Mk10	3:01.127	2	3	59.524	10.878	72.33
22	88	Kevin Cooke	SP3	5	Royale RP17			1			0.00

ALL RACES AT THIS EVENT WILL HAVE A ROLLING START

Session Start: 11:02:24 - Finish: 11:27:25
Weather/Track Conditions: Cloud / Damp
Circuit: Silverstone Historic Grand Prix
Track Length: 5.857 Km - 3.6394 miles

These results are provisional until the conclusion of any judicial and technical matters.

Clerk of the Course: <div style="text-align: right;">Julian Floyd</div>	Timekeeper: <div style="text-align: right;">Nick Palmer</div>	Issued at:
--	--	------------

Silverstone International Trophy - 21 - 22 May 2016

Pre 80 Endurance

Qualifying for Race 10 - Sector Analysis

2 Voyazides-Wolfe (SP4)										Lola T280									
lap	Sect-1	Speed	Sect-2	Speed	Sect-3	Speed	TopSpeed	laptime	pit	lap	Sect-1	Speed	Sect-2	Speed	Sect-3	Speed	Topspeed	laptime	pit
1	Out	93.7	1:21.575	108.2	27.574	129.2		2:43.112		6	39.167	156.1	1:06.455	133.2	23.671	144.2		2:09.293	
2	44.605	135.0	1:11.714	110.0	26.225	135.0		2:22.544		7	38.050	156.1	1:00.867	152.9	23.219	145.2		2:02.136	
3	41.558	150.8	1:06.949	128.8	24.893	137.6		2:13.400		8	37.626	158.3	1:00.966	153.9	23.011	146.8		2:01.603	
4	41.989	150.8	1:08.053	119.8				2:22.064		9	40.594	153.2	1:06.383	133.4				2:17.960	
5	Out	147.2	1:07.352	151.1	24.173	139.9		3:37.498	P	10									

12 Peter Hallford (GT1)										Chevrolet Corvette									
lap	Sect-1	Speed	Sect-2	Speed	Sect-3	Speed	TopSpeed	laptime	pit	lap	Sect-1	Speed	Sect-2	Speed	Sect-3	Speed	Topspeed	laptime	pit
1	Out	89.2	1:34.129	92.9	33.088	96.3		3:03.397		5	46.302	140.7	1:12.893	125.4	27.708	124.6		2:26.903	
2	55.123	121.4	1:23.952	110.0	31.702	106.8		2:50.777		6	45.052	138.9	1:12.825	110.7	28.688	120.2		2:26.565	
3	50.830	127.1	1:23.571	107.2				2:51.167		7	44.968	139.8	1:13.419	117.9	28.532	124.3		2:26.919	
4	Out	122.9	1:18.075	115.3	28.282	118.5		6:30.146	P	8	44.799	141.0	1:11.921	126.4	27.076	126.7		2:23.796	

15 Graeme Cooksley (S20)										Tiga SC81									
lap	Sect-1	Speed	Sect-2	Speed	Sect-3	Speed	TopSpeed	laptime	pit	lap	Sect-1	Speed	Sect-2	Speed	Sect-3	Speed	Topspeed	laptime	pit
1	Out	107.0	1:34.462	104.0	30.113	102.4		3:05.131		6	49.064	113.0	1:15.625	112.2	29.146	102.4		2:33.835	
2	52.264	108.1	1:17.243	111.5	28.410	106.1		2:37.917		7	48.365	112.8	1:15.102	113.2	28.038	105.6		2:31.505	
3	48.901	113.0	1:32.074	110.4	28.577	104.1		2:49.552		8	48.836	113.0	1:15.180	112.2	27.770	105.1		2:31.786	
4	48.951	112.6	1:16.260	110.2	28.536	104.6		2:33.747		9	47.893	113.0	1:15.220	112.6	28.221	102.9		2:31.334	
5	48.526	112.6	1:15.460	113.0	28.334	104.2		2:32.320		10	52.550	100.3	1:20.967	87.8				2:51.449	

19 Watson-Kirkaldy (SP1)										Chevron B19									
lap	Sect-1	Speed	Sect-2	Speed	Sect-3	Speed	TopSpeed	laptime	pit	lap	Sect-1	Speed	Sect-2	Speed	Sect-3	Speed	Topspeed	laptime	pit
1	Out	106.4	1:23.427	93.1	30.625	106.6		2:50.802		6	42.256	140.1	1:06.299	140.4	24.371	126.0		2:12.926	
2	47.690	136.4	1:12.694	130.1	27.284	113.4		2:27.668		7	46.012	122.7	1:10.749	122.0				2:27.984	
3	44.960	138.4	1:10.259	133.2	25.165	126.7		2:20.384		8	Out	142.2	1:13.423	118.6	25.954	131.0		5:44.763	P
4	42.153	142.2	1:07.088	135.3	24.972	125.7		2:14.213		9	40.105	143.7	1:02.645	144.0	23.802	131.3		2:06.552	
5	41.691	141.9	1:07.862	135.8	24.957	125.7		2:14.510		10									

21 Robert Parker (SP3)										Osella PA5									
lap	Sect-1	Speed	Sect-2	Speed	Sect-3	Speed	TopSpeed	laptime	pit	lap	Sect-1	Speed	Sect-2	Speed	Sect-3	Speed	Topspeed	laptime	pit
1	Out	118.8	1:24.937	99.3	30.375	114.6		2:50.109		4	43.539	138.1	1:09.839	131.6	25.387	126.5		2:18.765	
2	48.552	125.4	1:18.317	110.2	27.866	121.6		2:34.735		5	42.203	138.4	1:07.927	135.3	25.470	127.5		2:15.600	
3	46.303	134.2	1:14.198	132.6	26.055	123.9		2:26.556		6	42.447	138.7	1:09.652	122.7	25.466	126.2		2:17.565	

24 Vic Nutter (SP3)										Osella PA3									
lap	Sect-1	Speed	Sect-2	Speed	Sect-3	Speed	TopSpeed	laptime	pit	lap	Sect-1	Speed	Sect-2	Speed	Sect-3	Speed	Topspeed	laptime	pit
1	Out	96.3	1:21.337	101.8	28.399	117.0		2:45.727		3	46.484	126.9	1:13.494	125.9	27.928	118.3		2:27.906	
2	46.334	128.1	1:12.689	116.7	27.233	120.9		2:26.256		4	49.240	121.6	1:20.273	94.3				2:51.866	

26 George Douglas (SP1)										Martin BM9									
lap	Sect-1	Speed	Sect-2	Speed	Sect-3	Speed	TopSpeed	laptime	pit	lap	Sect-1	Speed	Sect-2	Speed	Sect-3	Speed	Topspeed	laptime	pit
1	Out	104.9	1:30.945	105.4	31.053	105.1		2:59.166		5	Out	121.8	1:23.645	115.3	30.392	104.9		6:25.453	P
2	52.142	118.4	1:24.599	111.5	29.984	112.2		2:46.725		6	52.038	118.6	1:23.939	95.3				2:55.831	
3	50.545	127.1	1:21.874	116.5	29.514	105.4		2:41.933		7	Out	109.7	1:23.441	105.0	In			4:14.236	P
4	50.067	122.0	1:20.533	111.3				2:57.588		8									

38 Adam Simmonds (SP2)										BMCD Huffaker Genie Mk10									
lap	Sect-1	Speed	Sect-2	Speed	Sect-3	Speed	TopSpeed	laptime	pit	lap	Sect-1	Speed	Sect-2	Speed	Sect-3	Speed	Topspeed	laptime	pit
1	Out			104.0	34.089			3:09.430		3				72.5				3:22.034	
2				104.7	34.683	95.0		3:01.127		4									

39 Daryl Taylor (SP1)										Chevron B8									
lap	Sect-1	Speed	Sect-2	Speed	Sect-3	Speed	TopSpeed	laptime	pit	lap	Sect-1	Speed	Sect-2	Speed	Sect-3	Speed	Topspeed	laptime	pit
1	Out	117.1	1:20.092	121.6	29.489	106.6		2:39.281		6	47.027	127.1	1:15.656	122.9	27.117	116.8		2:29.800	
2	49.114	122.9	1:18.855	122.7	28.124	112.2		2:36.093		7	46.798	127.6	1:13.413	121.1	27.379	116.6		2:27.590	
3	48.790	125.4	1:16.701	118.8	28.398	110.7		2:33.889		8	46.739	125.4	1:14.681	119.2	27.584	112.8		2:29.004	
4	47.026	125.0	1:15.163	118.1	28.138	112.4		2:30.327		9	46.547	128.1	1:14.470	126.4	26.914	115.2		2:27.931	
5	46.479	126.6	1:16.336	123.4	27.865	116.2		2:30.680		10									



Session Start: 11:02:24 - Finish: 11:27:25
Weather/Track Conditions: Cloud / Damp
Circuit: Silverstone Historic Grand Prix
Track Length: 5.857 Km - 3.6394 miles

Silverstone International Trophy - 21 - 22 May 2016

Pre 80 Endurance

Qualifying for Race 10 - Sector Analysis

60 John Burton (SP3)									Chevron B26									
lap	Sect-1	Speed	Sect-2	Speed	Sect-3	Speed	TopSpeed	laptime pit	lap	Sect-1	Speed	Sect-2	Speed	Sect-3	Speed	Topspeed	laptime	pit
1	Out	107.9	1:21.996	110.6	30.000	111.7		2:48.798	6	Out	140.7	1:05.630	134.2	24.839	132.1		8:04.418	P
2	45.915	133.4	1:10.936	127.1	25.669	130.0		2:22.520	7	39.706	146.2	1:02.802	144.3	23.789	133.9		2:06.297	
3	42.448	141.0	1:05.071	141.6	24.421	132.6		2:11.940	8	39.205	144.3	1:02.472	144.9	23.998	133.9		2:05.675	
4	41.167	141.6	1:05.450	141.9	24.289	133.1		2:10.906	9	42.252	135.8	1:13.787	113.4				2:26.265	
5	41.240	140.7	1:06.234	129.6				2:19.193	10									

62 Michel Dupont (S20)									Lola T590									
lap	Sect-1	Speed	Sect-2	Speed	Sect-3	Speed	TopSpeed	laptime pit	lap	Sect-1	Speed	Sect-2	Speed	Sect-3	Speed	Topspeed	laptime	pit
1	Out	93.2	1:36.716	92.6	34.230	86.0		3:11.148	6	56.736	110.9	1:30.079	103.6	31.958	101.3		2:58.773	
2				100.3	32.370	97.7		3:06.270	7	55.429	112.0	1:27.833	108.2	31.551	101.2		2:54.813	
3				102.1	33.453	92.2		3:01.881	8	55.057	111.7	1:28.003	109.1	30.938	102.1		2:53.998	
4	1:00.226	107.0	1:33.379	107.4	32.475	97.7		3:06.080	9	53.331	110.0	1:26.179	106.5	30.739	103.2		2:50.249	
5	58.144	108.4	1:33.616	96.0	31.937	100.9		3:03.697	10									

65 Axisa-Pearson (S20)									Tiga SC79									
lap	Sect-1	Speed	Sect-2	Speed	Sect-3	Speed	TopSpeed	laptime pit	lap	Sect-1	Speed	Sect-2	Speed	Sect-3	Speed	Topspeed	laptime	pit
1	Out	105.7	1:49.413	103.9	29.732	102.1		3:13.965	6	49.624	110.9	1:18.457	104.7				2:42.998	
2	48.625	111.7	1:18.052	111.7	27.933	105.2		2:34.610	7	Out	111.1	1:11.211	111.3	26.811	104.2		4:40.863	P
3	49.362	109.7	1:19.474	111.1	27.319	103.9		2:36.155	8	45.482	111.5	1:09.269	111.3	26.222	105.1		2:20.973	
4	49.066	109.1	1:12.567	111.8	27.298	105.9		2:28.931	9	44.571	112.4	1:08.609	110.4	26.045	105.7		2:19.225	
5	46.491	111.8	1:11.483	112.6	26.981	105.6		2:24.955	10									


67 Michele Liguori (SP3)									Lola T296									
lap	Sect-1	Speed	Sect-2	Speed	Sect-3	Speed	TopSpeed	laptime pit	lap	Sect-1	Speed	Sect-2	Speed	Sect-3	Speed	Topspeed	laptime	pit
1	Out			86.4	27.815	127.0		2:45.760	5	Out	136.1	1:05.946	136.4	24.755	130.0		12:24.391	P
2				133.7	25.932	126.7		2:16.378	6				139.8	25.755	130.0		2:09.321	
3				138.4	24.647	130.0		2:12.271	7				141.0	24.231	129.0		2:07.769	
4				102.9				2:43.649	8									

71 Wilson-Williams (GT1)									Porsche 911									
lap	Sect-1	Speed	Sect-2	Speed	Sect-3	Speed	TopSpeed	laptime pit	lap	Sect-1	Speed	Sect-2	Speed	Sect-3	Speed	Topspeed	laptime	pit
1	Out	95.9	1:36.136	81.9	34.221	94.6		3:07.380	5	56.873	100.3	1:32.820	88.4				3:11.475	
2	56.514	98.7	1:31.678	86.7	32.387	98.7		3:00.579	6	Out	116.7	1:23.693	104.2	30.661	104.4		4:50.703	P
3	56.635	101.4	1:32.768	86.6	34.541	97.9		3:03.944	7	51.302	115.5	1:20.950	112.6	29.731	108.7		2:41.983	
4	56.647	106.0	1:31.183	85.9	32.275	99.0		3:00.105	8	51.485	117.7	1:23.946	115.1	30.283	97.0		2:45.714	

72 Jonathan Loader (S20)									Tiga SC80									
lap	Sect-1	Speed	Sect-2	Speed	Sect-3	Speed	TopSpeed	laptime pit	lap	Sect-1	Speed	Sect-2	Speed	Sect-3	Speed	Topspeed	laptime	pit
1	Out	93.5	1:31.403	102.9	29.930	103.9		3:01.734	4	46.901	115.3	1:11.969	115.7	26.672	109.6		2:25.542	
2	51.130	115.1	1:15.957	114.9	27.300	109.6		2:34.387	5	46.382	115.3	1:10.665	116.9	26.458	109.4		2:23.505	
3	46.820	114.7	1:43.644	114.9	27.013	109.6		2:57.477	6	45.561	116.5	2:26.079	34.3				4:13.857	

75 Stevenson-Stevenson (S20)									Lola T492									
lap	Sect-1	Speed	Sect-2	Speed	Sect-3	Speed	TopSpeed	laptime pit	lap	Sect-1	Speed	Sect-2	Speed	Sect-3	Speed	Topspeed	laptime	pit
1	Out			101.4	32.701	105.4		3:01.965	6	Out	108.4	1:19.415	110.0	29.287	106.4		4:28.408	P
2				112.4	28.862	106.6		2:37.611	7	50.457	115.5	1:14.821	112.8	28.885	107.8		2:34.163	
3	47.199	113.7	1:15.056	113.2	28.070	106.2		2:30.325	8				113.9	29.483	106.2		2:31.275	
4	46.872	114.1	1:13.494	111.8	27.472	108.0		2:27.838	9	48.154	114.5	1:15.953	109.8	29.195	107.5		2:33.302	
5				114.1				2:35.658	10									

79 Philippe Lambilliotte (SP1)									Chevron B8									
lap	Sect-1	Speed	Sect-2	Speed	Sect-3	Speed	TopSpeed	laptime pit	lap	Sect-1	Speed	Sect-2	Speed	Sect-3	Speed	Topspeed	laptime	pit
1	Out	74.3	1:42.081	89.0	33.409	87.7		3:16.564	6	55.290	101.1	1:29.456	104.4	30.531	104.4		2:55.277	
2	1:01.999	93.9	1:33.204	103.7	32.778	95.3		3:07.981	7	55.014	107.9	1:23.723	106.2	30.614	101.8		2:49.351	
3	59.092	96.0	1:31.264	98.0	31.553	97.4		3:01.909	8	53.721	110.2	1:25.691	107.2	30.159	100.6		2:49.571	
4	57.556	98.4	1:29.560	95.3	32.242	97.3		2:59.358	9	54.209	106.7	1:25.074	107.9	30.629	95.5		2:49.912	
5	59.360	93.6	1:28.985	96.3	31.740	100.3		3:00.085	10									



Session Start: 11:02:24 - Finish: 11:27:25
 Weather/Track Conditions: Cloud / Damp
 Circuit: Silverstone Historic Grand Prix
 Track Length: 5.857 Km - 3.6394 miles

Silverstone International Trophy - 21 - 22 May 2016

Pre 80 Endurance

Qualifying for Race 10 - Sector Analysis


86 Hans Huebner (GT2)									Porsche Carrera										
lap	Sect-1	Speed	Sect-2	Speed	Sect-3	Speed	TopSpeed	laptime	pit	lap	Sect-1	Speed	Sect-2	Speed	Sect-3	Speed	Topspeed	laptime	pit
1	Out			96.4	31.686	104.1		2:57.320		6				114.9	29.067	112.2		2:31.484	
2	49.609	122.7	1:20.022	122.9	29.380	111.7		2:39.011		7				120.9	27.577	121.3		2:30.861	
3	50.370	120.9	1:21.745	102.3	29.744	108.7		2:41.859		8				122.7	27.909	118.3		2:27.022	
4				117.9	29.283	117.0		2:36.501		9				116.5	27.994	120.0		2:30.001	
5	47.377	119.4	1:18.411	124.0	28.493	120.5		2:34.281		10				127.1	26.938	121.6		2:26.838	

88 Kevin Cooke (SP3)									Royale RP17										
lap	Sect-1	Speed	Sect-2	Speed	Sect-3	Speed	TopSpeed	laptime	pit	lap	Sect-1	Speed	Sect-2	Speed	Sect-3	Speed	Topspeed	laptime	pit
1	Out	88.7	1:56.060	77.0	37.349	76.3		25:04.552		2									

150 Brooks-Brooks (INV)									Lola T212										
lap	Sect-1	Speed	Sect-2	Speed	Sect-3	Speed	TopSpeed	laptime	pit	lap	Sect-1	Speed	Sect-2	Speed	Sect-3	Speed	Topspeed	laptime	pit
1	Out	91.4	1:35.715	89.1	32.567	99.6		3:03.329		5	51.942	123.8	1:21.597	107.2	28.775	107.5		2:42.314	
2	55.880	105.0	1:30.458	93.2	32.183	89.5		2:58.521		6	52.223	119.0	1:19.840	103.2	29.257	107.6		2:41.320	
3	1:03.089	94.8	1:31.720	82.4				3:12.322		7	49.808	123.6	1:19.378	107.4	28.936	109.6		2:38.122	
4	Out	119.4	1:26.209	99.7	29.934	103.6		7:01.011	P	8	49.135	129.1	1:18.206	109.8	28.741	102.6		2:36.082	

172 Sleep-Wykeham (SP2)									Lola T70 Mk3										
lap	Sect-1	Speed	Sect-2	Speed	Sect-3	Speed	TopSpeed	laptime	pit	lap	Sect-1	Speed	Sect-2	Speed	Sect-3	Speed	Topspeed	laptime	pit
1	Out	120.9	1:16.818	118.8	28.360	114.8		2:35.923		5	Out	108.9	1:17.230	123.6	28.220	111.7		4:05.812	P
2	45.701	125.9	1:13.297	114.5	28.148	118.7		2:27.146		6	47.410	124.3	1:23.731	102.6				2:47.756	
3	46.269	125.9	1:16.170	107.7	28.319	115.8		2:30.758		7	Out	131.1	1:11.243	133.2	26.101	127.2		6:45.908	P
4	47.698	117.3	1:18.499	106.7				2:42.421		8	43.207	144.0	1:08.764	132.1	25.532	130.5		2:17.503	

179 Andreas Floth (S20)									Lola T492										
lap	Sect-1	Speed	Sect-2	Speed	Sect-3	Speed	TopSpeed	laptime	pit	lap	Sect-1	Speed	Sect-2	Speed	Sect-3	Speed	Topspeed	laptime	pit
1	Out	89.6	1:38.589	109.8	31.174	103.1		3:09.243		4	52.563	114.3	1:21.937	112.8	29.325	104.9		2:43.825	
2	53.109	111.7	1:23.342	108.6	29.918	101.2		2:46.369		5	52.726	114.7	1:20.941	110.4	30.243	102.9		2:43.910	
3	54.664	116.3	1:21.090	97.4	30.732	103.2		2:46.486		6	52.448	114.3	1:21.468	109.1				2:52.709	

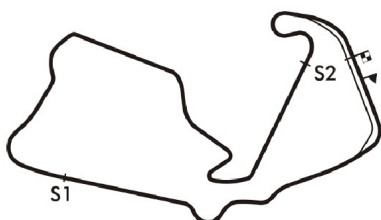


Silverstone International Trophy - 21 - 22 May 2016

Pre 80 Endurance

Qualifying for Race 10 - Best Sector Times

POS	NO	DRIVER/S	Sector 1			Sector 2			Sector 3			IDEAL LAP	BEST LAP	On
			TIME	LAP	POS	TIME	LAP	POS	TIME	LAP	POS			
1	2	Voyazides-Wolfe	37.626	8	1	1:00.867	7	1	23.011	8	1	2:01.504	2:01.603	8
2	60	John Burton	39.205	8	2	1:02.472	8	2	23.789	7	2	2:05.466	2:05.675	8
3	19	Watson-Kirkaldy	40.105	9	3	1:02.645	9	3	23.802	9	3	2:06.552	2:06.552	9
4	67	Michele Liguori				1:05.946	5	4	24.231	7	4		2:07.769	7
5	21	Robert Parker	41.819	7	4	1:07.927	5	5	25.387	4	5	2:15.133	2:15.600	5
6	172	Sleep-Wykeham	43.207	8	5	1:08.764	8	7	25.532	8	6	2:17.503	2:17.503	8
7	65	Axisa-Pearson	44.571	9	6	1:08.609	9	6	26.045	9	7	2:19.225	2:19.225	9
8	72	Jonathan Loader	45.561	6	8	1:10.665	5	8	26.458	5	8	2:22.684	2:23.505	5
9	12	Peter Hallford	44.799	8	7	1:11.921	8	9	27.076	8	11	2:23.796	2:23.796	8
10	24	Vic Nutter	46.334	2	9	1:12.689	2	10	27.233	2	12	2:26.256	2:26.256	2
11	86	Hans Huebner	47.377	5	12	1:18.411	5	15	26.938	10	10	2:32.726	2:26.838	10
12	39	Daryl Taylor	46.479	5	10	1:13.413	7	11	26.914	9	9	2:26.806	2:27.590	7
13	75	Stevenson-Stevenson	46.872	4	11	1:13.494	4	12	27.472	4	13	2:27.838	2:27.838	4
14	15	Graeme Cooksley	47.893	9	13	1:15.102	7	13	27.770	8	14	2:30.765	2:31.334	9
15	150	Brooks-Brooks	49.135	8	14	1:18.206	8	14	28.741	8	15	2:36.082	2:36.082	8
16	26	George Douglas	50.067	4	15	1:20.533	4	16	29.514	3	17	2:40.114	2:41.933	3
17	71	Wilson-Williams	51.302	7	16	1:20.950	7	18	29.731	7	18	2:41.983	2:41.983	7
18	179	Andreas Floth	52.448	6	17	1:20.941	5	17	29.325	4	16	2:42.714	2:43.825	4
19	79	Philippe Lambilliotte	53.721	8	19	1:23.723	7	19	30.159	8	19	2:47.603	2:49.351	7
20	62	Michel Dupont	53.331	9	18	1:26.179	9	20	30.739	9	20	2:50.249	2:50.249	9
21	38	Adam Simmonds							34.089	1	21		3:01.127	2
22	88	Kevin Cooke				1:56.060	1	21	37.349	1	22			




Session Start: 11:02:24 - Finish: 11:27:25
Weather/Track Conditions: Cloud / Damp
Circuit: Silverstone Historic Grand Prix
Track Length: 5.857 Km - 3.6394 miles

Silverstone International Trophy - 21 - 22 May 2016

Pre 80 Endurance

Qualifying for Race 10 - Best Sector Speeds

	NO	SECTOR 1	MPH	NO	SECTOR 2	MPH	NO	SECTOR 3	MPH
1	2	Voyazides-Wolfe	158.3	2	Voyazides-Wolfe	153.9	2	Voyazides-Wolfe	146.8
2	60	John Burton	146.2	60	John Burton	144.9	60	John Burton	133.9
3	172	Sleep-Wykeham	144.0	19	Watson-Kirkaldy	144.0	19	Watson-Kirkaldy	131.3
4	19	Watson-Kirkaldy	143.7	67	Michele Liguori	141.0	172	Sleep-Wykeham	130.5
5	12	Peter Hallford	141.0	21	Robert Parker	135.3	67	Michele Liguori	130.0
6	21	Robert Parker	138.7	172	Sleep-Wykeham	133.2	21	Robert Parker	127.5
7	67	Michele Liguori	136.1	86	Hans Huebner	127.1	12	Peter Hallford	126.7
8	150	Brooks-Brooks	129.1	12	Peter Hallford	126.4	86	Hans Huebner	121.6
9	24	Vic Nutter	128.1	39	Daryl Taylor	126.4	24	Vic Nutter	120.9
10	39	Daryl Taylor	128.1	24	Vic Nutter	125.9	39	Daryl Taylor	116.8
11	26	George Douglas	127.1	72	Jonathan Loader	116.9	26	George Douglas	112.2
12	86	Hans Huebner	122.7	26	George Douglas	116.5	72	Jonathan Loader	109.6
13	71	Wilson-Williams	117.7	71	Wilson-Williams	115.1	150	Brooks-Brooks	109.6
14	72	Jonathan Loader	116.5	75	Stevenson-Stevenson	114.1	71	Wilson-Williams	108.7
15	179	Andreas Floth	116.3	15	Graeme Cooksley	113.2	75	Stevenson-Stevenson	108.0
16	75	Stevenson-Stevenson	115.5	179	Andreas Floth	112.8	15	Graeme Cooksley	106.1
17	15	Graeme Cooksley	113.0	65	Axisa-Pearson	112.6	65	Axisa-Pearson	105.9
18	65	Axisa-Pearson	112.4	150	Brooks-Brooks	109.8	179	Andreas Floth	104.9
19	62	Michel Dupont	112.0	62	Michel Dupont	109.1	79	Philippe Lambilliotte	104.4
20	79	Philippe Lambilliotte	110.2	79	Philippe Lambilliotte	107.9	62	Michel Dupont	103.2
21	88	Kevin Cooke	109.8	38	Adam Simmonds	104.7	38	Adam Simmonds	95.0
22	38	Adam Simmonds	0.0	88	Kevin Cooke	77.0	88	Kevin Cooke	76.3



Session Start: 11:02:24 - Finish: 11:27:25
Weather/Track Conditions: Cloud / Damp
Circuit: Silverstone Historic Grand Prix
Track Length: 5.857 Km - 3.6394 miles

Silverstone International Trophy - 21 - 22 May 2016

Pre 80 Endurance Race 10 - Starting Grid

Sheet No:

Start Time : 14:05 - Heat Duration : 50 Minutes

11	21	38 Adam Simmonds			
10	19	79 Philippe Lambilliotte	20	62 Michel Dupont	
9	17	71 Wilson-Williams	18	179 Andreas Floth	
8	15	150 Brooks-Brooks	16	26 George Douglas	
7	13	75 Stevenson-Stevenson	14	15 Graeme Cooksley	
6	11	86 Hans Huebner	12	39 Daryl Taylor	
5	9	12 Peter Hallford	10	24 Vic Nutter	
4	7	65 Axisa-Pearson	8	72 Jonathan Loader	
3	5	21 Robert Parker	6	172 Sleep-Wykeham	
2	3	19 Watson-O'Connell	4	67 Michele Liguori	
1	1	2 Voyazides-Wolfe	2	60 John Burton	
ROW		Pole Right			

ALL RACES AT THIS EVENT WILL HAVE A ROLLING START

*Circuit: Silverstone Historic Grand Prix
Track Length: 5.857 Km - 3.6394 miles*

These results are provisional until the conclusion of any judicial and technical matters.

Clerk of the Course:

Julian Floyd

Timekeeper:

Nick Palmer

Issued at:

Silverstone International Trophy - 21 - 22 May 2016

Pre 80 Endurance Race 10 - Starting Grid

Sheet No:

Start Time : 14:05 - Heat Duration : 50 Minutes

11		21 38 Adam Simmonds		22 88 Kevin Cooke
10		19 79 Philippe Lambilliotte		20 62 Michel Dupont
9		17 71 Wilson-Williams		18 179 Andreas Floth
8		15 150 Brooks-Brooks		16 26 George Douglas
7		13 75 Stevenson-Stevenson		14 15 Graeme Cooksley
6		11 86 Hans Huebner		12 39 Daryl Taylor
5		9 12 Peter Hallford		10 24 Vic Nutter
4		7 65 Axisa-Pearson		8 72 Jonathan Loader
3		5 21 Robert Parker		6 172 Sleep-Wykeham
2		3 19 Watson-Kirkaldy		4 67 Michele Liguori
1		1 2 Voyazides-Wolfe		2 60 John Burton

ROW **Pole Right**

ALL RACES AT THIS EVENT WILL HAVE A ROLLING START

*Circuit: Silverstone Historic Grand Prix
Track Length: 5.857 Km - 3.6394 miles*

These results are provisional until the conclusion of any judicial and technical matters.

Clerk of the Course:

Julian Floyd

Timekeeper:

Nick Palmer

Issued at:



Silverstone International Trophy - 21 - 22 May 2016

Historic Formula Ford Qualifying for Race 5 - Classification

Sheet No:

POS	NO	DRIVER/S	CLASS	CLASS POS	CAR MAKE / MODEL	TIME	ON	LAPS	GAP	DIFF	MPH
1	48	Benn Tilley		1	Merlyn Mk20	2:22.831	5	8			91.73
2	79	Mark Shaw		2	Merlyn Mk20	2:22.924	3	8	0.093	0.093	91.67
3	31	Rob Wainwright		3	Elden Mk8	2:23.450	6	8	0.619	0.526	91.33
4	64	Benjamin Tusting		4	Merlyn Mk20	2:23.624	5	8	0.793	0.174	91.22
5	60	James Buckton		5	Elden Mk8	2:23.981	5	7	1.150	0.357	91.00
6	3	Benn Simms		6	Jomo JMR7	2:24.556	5	8	1.725	0.575	90.63
7	16	Simon Toyne		7	Lola T200	2:24.819	5	8	1.988	0.263	90.47
8	37	Will Nuthall		8	Jamun T2	2:25.374	5	8	2.543	0.555	90.12
9	44	Sam Binfield		9	Titan Mk6	2:25.713	5	8	2.882	0.339	89.91
10	15	Matthew Wrigley		10	Merlyn Mk11A/20	2:27.090	6	7	4.259	1.377	89.07
11	21	Drybrough Ross		11	Merlyn Mk20AS	2:27.364	5	8	4.533	0.274	88.91
12	97	Robert Tusting		12	Lola T200	2:27.670	6	7	4.839	0.306	88.72
13	14	Neil Shinner		13	Merlyn Mk20	2:27.825	3	8	4.994	0.155	88.63
14	75	Daniel Pickett		14	Merlyn Mk20	2:27.963	5	8	5.132	0.138	88.55
15	8	Andrew Mansell		15	Merlyn Mk11A	2:28.065	3	8	5.234	0.102	88.49
16	70	Daniel Stanzl		16	Elden Mk8	2:28.203	6	8	5.372	0.138	88.40
17	20	Kevin Stanzl		17	Merlyn Mk20	2:28.207	6	8	5.376	0.004	88.40
18	54	Alex Meek		18	Merlyn Mk20A	2:28.879	2	6	6.048	0.672	88.00
19	88	Chris Stuart		19	Crossle 16F	2:29.706	3	8	6.875	0.827	87.52
20	49	Harvey Sykes		20	Crossle 20F	2:30.249	3	8	7.418	0.543	87.20
21	38	Pertti Kiiveri		21	Kvantti Mk1	2:30.720	6	8	7.889	0.471	86.93
22	42	Cormac Flanagan		22	Alexis Mk14	2:30.883	8	8	8.052	0.163	86.83
23	19	Stephen King		23	Macon MR8	2:31.998	6	8	9.167	1.115	86.20
24	114	Michael Wrigley		24	Elden Mk8	2:32.567	2	2	9.736	0.569	85.88
25	11	Roy Siergiejew		25	Macon MR8	2:32.977	3	4	10.146	0.410	85.65
26	28	Michael Wales		26	Merlyn Mk20A	2:33.245	4	8	10.414	0.268	85.50
27	27	Dick Dixon		27	Lotus 61	2:33.397	3	4	10.566	0.152	85.41
28	58	Ian Wright		28	Merlyn Mk20	2:33.707	8	8	10.876	0.310	85.24
29	26	John Slack		29	Lola T200	2:34.644	4	8	11.813	0.937	84.72
30	45	Terry Durdin		30	Elden Mk10	2:35.532	4	8	12.701	0.888	84.24
31	177	Peter Hannam		31	Nike Mk6	2:35.917	5	7	13.086	0.385	84.03
32	50	Kevin Howell		32	Elden Mk8	2:36.327	4	8	13.496	0.410	83.81
33	55	Roger Arnold		33	Merlyn Mk20	2:37.441	5	8	14.610	1.114	83.22
34	66	Andy Wiggins		34	Titan Mk6	2:38.003	2	4	15.172	0.562	82.92
35	73	John Brown		35	Merlyn Mk20A	2:39.557	4	7	16.726	1.554	82.11
36	25	Philip Walker		36	Crossle 16F	2:40.670	5	7	17.839	1.113	81.54
37	156	Rachel Arnold		37	Merlyn Mk20	2:40.732	7	7	17.901	0.062	81.51
38	43	Edward Clayson		38	Titan Mk6	2:41.187	4	7	18.356	0.455	81.28
39	18	Bill Cowing		39	Ginetta G18B	2:42.277	7	7	19.446	1.090	80.74
40	13	Kevin Williams	N	1	Alexis Mk14	2:46.606	4	7	23.775	4.329	78.64
41	98	Adrian Richards	N	2	Merlyn Mk17	2:47.504	7	7	24.673	0.898	78.22
42	74	Keith Hazel		40	Lotus 51B	2:50.068	7	7	27.237	2.564	77.04
43	34	Peter Finnigan		41	Merlyn Mk20A/11	3:19.228	3	5	56.397	29.160	65.76

Cars 14 & 114 require working transponders - Regulation Q.12.2.1 refers.

Session Start: 11:35:30 - Finish: 11:55:33

Weather/Track Conditions: Drizzle / Damp

Circuit: Silverstone Historic Grand Prix

Track Length: 5.857 Km - 3.6394 miles

ALL RACES AT THIS EVENT WILL HAVE A ROLLING START

These results are provisional until the conclusion of any judicial and technical matters.

Clerk of the Course:

Julian Floyd

Timekeeper:

Nick Palmer

Issued at:

Silverstone International Trophy - 21 - 22 May 2016

Historic Formula Ford

Qualifying for Race 5 - Sector Analysis

79 Mark Shaw ()									Merlyn Mk20								
lap	Sect-1	Speed	Sect-2	Speed	Sect-3	Speed	TopSpeed	laptime pit	lap	Sect-1	Speed	Sect-2	Speed	Sect-3	Speed	Topspeed	laptime pit
1	49.400	113.2	1:14.025	114.3	27.305	108.5		2:30.730	5	48.454	115.1	1:10.599	115.9	27.029	108.7		2:26.082
2	46.229	118.4	1:21.773	115.1	26.680	109.1		2:34.682	6	46.032	116.5	1:14.513	114.9	26.911	108.5		2:27.456
3	45.838	115.3	1:10.286	115.5	26.800	108.7		2:22.924	7	46.145	116.9	1:13.172	114.5	27.564	107.8		2:26.881
4	46.776	115.9	1:10.751	115.9	26.914	108.7		2:24.441	8	48.065	112.8	1:17.695	110.9				2:37.410

88 Chris Stuart ()									Crossle 16F								
lap	Sect-1	Speed	Sect-2	Speed	Sect-3	Speed	TopSpeed	laptime pit	lap	Sect-1	Speed	Sect-2	Speed	Sect-3	Speed	Topspeed	laptime pit
1	51.904	110.9	1:20.868	113.4	28.227	107.3		2:40.999	5	51.126	115.7	1:17.062	113.4	27.294	106.4		2:35.482
2	48.884	111.5	1:14.465	112.0	27.849	105.6		2:31.198	6	48.803	111.7	1:15.338	112.2	28.349	105.7		2:32.490
3	48.006	111.7	1:13.864	113.0	27.836	106.9		2:29.706	7	50.180	111.1	1:15.625	112.4	28.302	105.2		2:34.107
4	47.068	118.4	1:15.782	116.3	28.047	109.8		2:30.897	8	50.218	108.2	1:13.557	111.3	28.268	104.6		2:32.043


97 Robert Tusting ()									Lola T200								
lap	Sect-1	Speed	Sect-2	Speed	Sect-3	Speed	TopSpeed	laptime pit	lap	Sect-1	Speed	Sect-2	Speed	Sect-3	Speed	Topspeed	laptime pit
1	51.524	111.3	1:17.098	114.1	27.909	105.4		2:36.531	5	48.126	121.8	1:14.079	113.0	26.941	106.1		2:29.146
2	48.353	112.6	1:14.033	113.2	27.043	104.6		2:29.429	6	47.746	119.4	1:13.021	112.4	26.903	105.2		2:27.670
3	48.283	113.4	1:12.886	112.6	27.350	105.4		2:28.519	7	48.304	112.4	1:18.742	109.3				2:48.404
4	48.200	111.3	1:20.290	112.0	27.677	108.2		2:36.167	8								

98 Adrian Richards (N)									Merlyn Mk17								
lap	Sect-1	Speed	Sect-2	Speed	Sect-3	Speed	TopSpeed	laptime pit	lap	Sect-1	Speed	Sect-2	Speed	Sect-3	Speed	Topspeed	laptime pit
1	1:02.916	99.9	1:29.574	95.5	34.435	94.0		3:06.925	5	55.402	107.5	1:26.098	106.9	31.035	97.7		2:52.535
2	56.394	102.8	1:26.545	97.5	32.442	98.3		2:55.381	6	55.686	98.8	1:27.551	102.0	32.062	93.3		2:55.299
3	53.607	106.4	1:29.920	102.5	32.522	92.4		2:56.049	7	54.417	105.2	1:22.660	107.7	30.427	99.2		2:47.504
4	54.402	100.9	1:27.344	96.6	31.343	99.8		2:53.089	8								

114 Michael Wrigley ()									Elden Mk8								
lap	Sect-1	Speed	Sect-2	Speed	Sect-3	Speed	TopSpeed	laptime pit	lap	Sect-1	Speed	Sect-2	Speed	Sect-3	Speed	Topspeed	laptime pit
1								2:44.718	2								2:32.567

156 Rachel Arnold ()									Merlyn Mk20								
lap	Sect-1	Speed	Sect-2	Speed	Sect-3	Speed	TopSpeed	laptime pit	lap	Sect-1	Speed	Sect-2	Speed	Sect-3	Speed	Topspeed	laptime pit
1	57.356	100.8	1:25.802	94.7	31.332	99.3		2:54.490	5	51.468	107.2	1:20.918	103.1	30.253	100.1		2:42.639
2	53.097	106.2	1:21.834	102.1	29.376	101.5		2:44.307	6	52.568	102.0	1:24.490	102.5	29.427	100.1		2:46.485
3	51.762	105.0	1:22.563	99.6	29.969	100.1		2:44.294	7	50.822	108.2	1:20.524	103.9	29.386	99.2		2:40.732
4	51.993	107.4	1:20.968	99.4	29.741	100.7		2:42.702	8								

177 Peter Hannam ()									Nike Mk6								
lap	Sect-1	Speed	Sect-2	Speed	Sect-3	Speed	TopSpeed	laptime pit	lap	Sect-1	Speed	Sect-2	Speed	Sect-3	Speed	Topspeed	laptime pit
1	57.025	102.5	1:24.661	110.2	30.581	102.0		2:52.267	5	49.825	112.0	1:18.080	111.7	28.012	104.9		2:35.917
2	52.921	111.5	1:28.636	105.7	29.687	104.2		2:51.244	6	49.972	113.2	1:20.415	111.1	29.357	104.7		2:39.744
3	50.189	110.4	1:20.369	111.1	28.750	104.6		2:39.308	7	51.674	113.7	1:24.079	105.8	29.211	105.2		2:44.964
4	50.984	111.3	1:20.247	110.9	28.146	104.4		2:39.377	8								



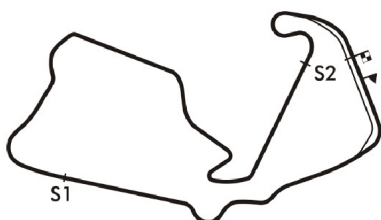
Session Start: 11:35:30 - Finish: 11:55:33
Weather/Track Conditions: Drizzle / Damp
Circuit: Silverstone Historic Grand Prix
Track Length: 5.857 Km - 3.6394 miles

Silverstone International Trophy - 21 - 22 May 2016

Historic Formula Ford

Qualifying for Race 5 - Best Sector Times

POS	NO	DRIVER/S	Sector 1			Sector 2			Sector 3			IDEAL LAP	BEST LAP	On
			TIME	LAP	POS	TIME	LAP	POS	TIME	LAP	POS			
1	48	Benn Tilley	45.268	6	1	1:10.359	5	3	26.879	5	5	2:22.506	2:22.831	5
2	79	Mark Shaw	45.838	3	5	1:10.286	3	1	26.680	2	4	2:22.804	2:22.924	3
3	31	Rob Wainwright	45.561	3	2	1:10.293	5	2	27.033	6	9	2:22.887	2:23.450	6
4	64	Benjamin Tusting	45.625	5	3	1:10.971	3	5	26.670	5	3	2:23.266	2:23.624	5
5	60	James Buckton	45.888	6	6	1:11.076	5	6	26.904	5	7	2:23.868	2:23.981	5
6	3	Benn Simms	45.696	6	4	1:10.761	3	4	27.091	5	11	2:23.548	2:24.556	5
7	16	Simon Toyne	46.128	6	7	1:11.284	5	7	26.653	5	2	2:24.065	2:24.819	5
8	37	Will Nuthall	46.292	6	8	1:11.611	5	9	27.016	4	8	2:24.919	2:25.374	5
9	44	Sam Binfield	46.593	3	11	1:11.537	5	8	27.235	2	12	2:25.365	2:25.713	5
10	15	Matthew Wrigley	47.371	6	17	1:12.094	6	10	27.572	3	20	2:27.037	2:27.090	6
11	21	Drybrough Ross	46.611	5	13	1:12.942	2	13	26.647	5	1	2:26.200	2:27.364	5
12	97	Robert Tusting	47.746	6	19	1:12.886	3	12	26.903	6	6	2:27.535	2:27.670	6
13	14	Neil Shinner											2:27.825	3
14	75	Daniel Pickett	46.832	3	14	1:12.972	5	14	27.490	6	16	2:27.294	2:27.963	5
15	8	Andrew Mansell	46.610	3	12	1:13.485	2	16	27.498	2	17	2:27.593	2:28.065	3
16	70	Daniel Stanzl	46.466	3	10	1:12.617	8	11	27.505	3	18	2:26.588	2:28.203	6
17	20	Kevin Stanzl	46.462	4	9	1:13.749	6	18	27.050	5	10	2:27.261	2:28.207	6
18	54	Alex MEEK	47.597	4	18	1:13.237	2	15	27.515	2	19	2:28.349	2:28.879	2
19	88	Chris Stuart	47.068	4	15	1:13.557	8	17	27.294	5	13	2:27.919	2:29.706	3
20	49	Harvey Sykes	47.161	3	16	1:14.444	3	20	28.179	2	29	2:29.784	2:30.249	3
21	38	Pertti Kiiveri	47.981	5	22	1:13.783	3	19	27.675	5	22	2:29.439	2:30.720	6
22	42	Cormac Flanagan	48.438	5	25	1:14.578	8	21	27.488	8	15	2:30.504	2:30.883	8
23	19	Stephen King	47.893	4	21	1:15.931	6	22	27.332	5	14	2:31.156	2:31.998	6
24	114	Michael Wrigley											2:32.567	2
25	11	Roy Siergiejew	49.039	4	28	1:15.940	3	23	27.876	3	24	2:32.855	2:32.977	3
26	28	Michael Wales	48.436	4	24	1:16.514	4	27	28.295	4	30	2:33.245	2:33.245	4
27	27	Dick Dixon	48.709	5	26	1:16.234	3	25	27.711	4	23	2:32.654	2:33.397	3
28	58	Ian Wright	48.715	8	27	1:16.290	7	26	27.917	7	25	2:32.922	2:33.707	8
29	26	John Slack	47.880	4	20	1:15.978	3	24	27.927	3	26	2:31.785	2:34.644	4
30	45	Terry Durdin	49.917	4	32	1:17.602	4	29	27.630	5	21	2:35.149	2:35.532	4
31	177	Peter Hannam	49.825	5	31	1:18.080	5	32	28.012	5	27	2:35.917	2:35.917	5
32	50	Kevin Howell	49.743	6	30	1:17.584	4	28	28.117	1	28	2:35.444	2:36.327	4
33	55	Roger Arnold	49.720	6	29	1:18.034	5	31	28.933	5	35	2:36.687	2:37.441	5
34	66	Andy Wiggins	48.223	2	23	1:17.722	1	30	28.558	2	32	2:34.503	2:38.003	2
35	73	John Brown	50.532	4	33	1:19.495	4	33	28.941	7	36	2:38.968	2:39.557	4
36	25	Philip Walker							28.867	5	33		2:40.670	5
37	156	Rachel Arnold	50.822	7	34	1:20.524	7	34	29.376	2	37	2:40.722	2:40.732	7
38	43	Edward Clayson	51.911	4	36	1:20.741	7	35	28.439	5	31	2:41.091	2:41.187	4
39	18	Bill Cowing	51.858	3	35	1:20.865	6	36	28.879	6	34	2:41.602	2:42.277	7
40	13	Kevin Williams	53.572	4	38	1:22.548	4	37	30.486	4	39	2:46.606	2:46.606	4
41	98	Adrian Richards	53.607	3	39	1:22.660	7	38	30.427	7	38	2:46.694	2:47.504	7
42	74	Keith Hazel	53.059	7	37	1:25.874	7	39	31.135	7	40	2:50.068	2:50.068	7
43	34	Peter Finnigan	1:01.545	4	40	1:41.004	3	40	36.672	3	41	3:19.221	3:19.228	3




Session Start: 11:35:30 - Finish: 11:55:33
Weather/Track Conditions: Drizzle / Damp
Circuit: Silverstone Historic Grand Prix
Track Length: 5.857 Km - 3.6394 miles

Silverstone International Trophy - 21 - 22 May 2016

Historic Formula Ford

Qualifying for Race 5 - Best Sector Speeds

	NO	SECTOR 1	MPH	NO	SECTOR 2	MPH	NO	SECTOR 3	MPH
1	97	Robert Tusting	121.8	20	Kevin Stanzl	118.6	20	Kevin Stanzl	109.8
2	70	Daniel Stanzl	120.3	70	Daniel Stanzl	117.5	88	Chris Stuart	109.8
3	31	Rob Wainwright	119.8	48	Benn Tilley	117.1	8	Andrew Mansell	109.1
4	48	Benn Tilley	119.4	21	Drybrough Ross	116.9	79	Mark Shaw	109.1
5	3	Benn Simms	119.2	44	Sam Binfield	116.5	3	Benn Simms	108.7
6	21	Drybrough Ross	119.0	75	Daniel Pickett	116.3	15	Matthew Wrigley	108.7
7	15	Matthew Wrigley	118.8	88	Chris Stuart	116.3	16	Simon Toyne	108.3
8	79	Mark Shaw	118.4	8	Andrew Mansell	116.1	60	James Buckton	108.3
9	88	Chris Stuart	118.4	15	Matthew Wrigley	115.9	64	Benjamin Tusting	108.3
10	20	Kevin Stanzl	117.9	79	Mark Shaw	115.9	97	Robert Tusting	108.2
11	64	Benjamin Tusting	117.9	3	Benn Simms	115.5	11	Roy Siergiejew	108.0
12	44	Sam Binfield	117.5	60	James Buckton	115.3	21	Drybrough Ross	108.0
13	8	Andrew Mansell	117.1	64	Benjamin Tusting	115.1	48	Benn Tilley	108.0
14	60	James Buckton	116.7	73	John Brown	114.9	75	Daniel Pickett	107.8
15	75	Daniel Pickett	116.7	97	Robert Tusting	114.1	19	Stephen King	107.6
16	28	Michael Wales	116.3	31	Rob Wainwright	113.7	42	Cormac Flanagan	107.6
17	42	Cormac Flanagan	116.3	11	Roy Siergiejew	113.6	70	Daniel Stanzl	107.6
18	11	Roy Siergiejew	115.5	19	Stephen King	113.6	25	Philip Walker	107.5
19	19	Stephen King	115.1	42	Cormac Flanagan	113.6	44	Sam Binfield	107.1
20	55	Roger Arnold	115.1	49	Harvey Sykes	113.6	50	Kevin Howell	106.9
21	27	Dick Dixon	114.9	58	Ian Wright	113.4	31	Rob Wainwright	106.6
22	49	Harvey Sykes	114.9	26	John Slack	113.2	26	John Slack	106.2
23	73	John Brown	114.7	16	Simon Toyne	113.0	28	Michael Wales	106.1
24	16	Simon Toyne	114.3	38	Perti Kiiveri	113.0	58	Ian Wright	106.1
25	18	Bill Cowing	114.1	37	Will Nuthall	112.8	66	Andy Wiggins	105.7
26	58	Ian Wright	114.1	28	Michael Wales	112.4	38	Perti Kiiveri	105.6
27	177	Peter Hannam	113.7	27	Dick Dixon	112.2	55	Roger Arnold	105.6
28	50	Kevin Howell	113.6	25	Philip Walker	111.7	73	John Brown	105.6
29	37	Will Nuthall	113.4	177	Peter Hannam	111.7	37	Will Nuthall	105.4
30	66	Andy Wiggins	113.4	54	Alex Meek	111.5	27	Dick Dixon	105.2
31	26	John Slack	112.8	18	Bill Cowing	111.3	177	Peter Hannam	105.2
32	38	Perti Kiiveri	112.2	50	Kevin Howell	111.3	49	Harvey Sykes	104.9
33	43	Edward Clayson	112.2	55	Roger Arnold	111.1	18	Bill Cowing	104.4
34	45	Terry Durdin	112.0	43	Edward Clayson	110.7	54	Alex Meek	103.7
35	54	Alex Meek	111.5	45	Terry Durdin	109.7	43	Edward Clayson	103.2
36	74	Keith Hazel	108.2	66	Andy Wiggins	109.3	45	Terry Durdin	101.5
37	156	Rachel Arnold	108.2	74	Keith Hazel	108.1	156	Rachel Arnold	101.5
38	13	Kevin Williams	107.7	98	Adrian Richards	107.7	74	Keith Hazel	100.1
39	98	Adrian Richards	107.5	13	Kevin Williams	106.7	98	Adrian Richards	99.8
40	34	Peter Finnigan	102.9	156	Rachel Arnold	103.9	13	Kevin Williams	99.5



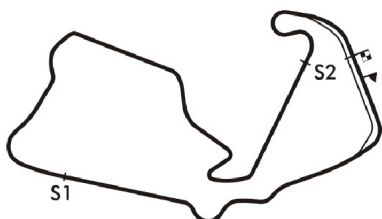
Session Start: 11:35:30 - Finish: 11:55:33
Weather/Track Conditions: Drizzle / Damp
Circuit: Silverstone Historic Grand Prix
Track Length: 5.857 Km - 3.6394 miles

Silverstone International Trophy - 21 - 22 May 2016

Historic Formula Ford

Qualifying for Race 5 - Best Sector Speeds

41	12	Nick Pancisi	0.0	34	Peter Finnigan	95.5	34	Peter Finnigan	90.1
42	14	Neil Shinner	0.0	12	Nick Pancisi	0.0	12	Nick Pancisi	0.0
43	25	Philip Walker	0.0	14	Neil Shinner	0.0	14	Neil Shinner	0.0
44	59	Les Beards	0.0	59	Les Beards	0.0	59	Les Beards	0.0
45	114	Michael Wrigley	0.0	114	Michael Wrigley	0.0	114	Michael Wrigley	0.0



Session Start: 11:35:30 - Finish: 11:55:33
Weather/Track Conditions: Drizzle / Damp
Circuit: Silverstone Historic Grand Prix
Track Length: 5.857 Km - 3.6394 miles

Silverstone International Trophy - 21 - 22 May 2016

Historic Formula Ford

Race 5 - Starting Grid - AMENDED

Sheet No:

Start Time : 16:35 - Heat Duration : 20 Minutes

21	41	34 Peter Finnigan			
20	39	98 Adrian Richards		40	74 Keith Hazel
19	37	18 Bill Cowing		38	13 Kevin Williams
18	35	156 Rachel Arnold		36	43 Edward Clayson
17	33	73 John Brown		34	25 Philip Walker
16	31	55 Roger Arnold		32	66 Andy Wiggins
15	29	177 Peter Hannam		30	50 Kevin Howell
14	27	26 John Slack		28	45 Terry Durdin
13	25	28 Michael Wales		26	58 Ian Wright
12	23	19 Stephen King		24	114 Michael Wrigley
11	21	38 Pertti Kiveri		22	42 Cormac Flanagan
10	19	88 Chris Stuart		20	49 Harvey Sykes
9	17	20 Kevin Stanzl		18	54 Alex Meek
8	15	8 Andrew Mansell		16	70 Daniel Stanzl
7	13	14 Neil Shinner		14	75 Daniel Pickett
6	11	21 Ross Drybrough		12	97 Robert Tusting
5	9	44 Sam Binfield		10	15 Matthew Wrigley
4	7	16 Simon Toyne		8	37 Will Nuthall
3	5	60 James Buckton		6	3 Benn Simms
2	3	31 Rob Wainwright		4	64 Benjamin Tusting
1	1	48 Benn Tilley		2	79 Mark Shaw

Pole Right

ROW

ALL RACES AT THIS EVENT WILL HAVE A ROLLING START. Cars 11 & 27 withdrawn.

*Circuit: Silverstone Historic Grand Prix
Track Length: 5.857 Km - 3.6394 miles*

These results are provisional until the conclusion of any judicial and technical matters.

Clerk of the Course:

Julian Floyd

Timekeeper:

Nick Palmer

Issued at:

Silverstone International Trophy - 21 - 22 May 2016

Historic Formula Ford

Race 5 - Classification

Sheet No:

POS	NO	DRIVER/S	CLASS	CLASS POS	CAR MAKE / MODEL	TIME	LAPS	GAP	DIFF	MPH	BEST	ON
1	31	Rob Wainwright		1	Elden Mk8	21:03.082	7	-- 7 laps --		72.61	2:57.567	6
2	3	Benn Simms		2	Jomo JMR7	21:03.339	7	0.257	0.257	72.59	2:57.136	4
3	48	Benn Tilley		3	Merlyn Mk20	21:06.965	7	3.883	3.626	72.38	2:57.243	6
4	79	Mark Shaw		4	Merlyn Mk20	21:07.372	7	4.290	0.407	72.36	2:57.039	6
5	44	Sam Binfield		5	Titan Mk6	21:08.132	7	5.050	0.760	72.32	2:56.902	6
6	37	Will Nuthall		6	Jamun T2	21:10.311	7	7.229	2.179	72.19	2:57.759	6
7	64	Benjamin Tusting		7	Merlyn Mk20	21:21.061	7	17.979	10.750	71.59	2:58.916	5
8	21	Ross Drybrough		8	Merlyn Mk20AS	21:30.719	7	27.637	9.658	71.05	3:00.767	5
9	15	Matthew Wrigley		9	Merlyn Mk11A/20	21:32.443	7	29.361	1.724	70.95	3:00.504	5
10	70	Daniel Stanzl		10	Elden Mk8	21:49.781	7	46.699	17.338	70.02	3:01.197	4
11	75	Daniel Pickett		11	Merlyn Mk20	21:59.051	7	55.969	9.270	69.53	3:05.011	6
12	20	Kevin Stanzl		12	Merlyn Mk20	21:59.426	7	56.344	0.375	69.51	3:05.558	6
13	38	Pertti Kiiveri		13	Kvantti Mk1	22:00.233	7	57.151	0.807	69.46	3:05.418	6
14	114	Michael Wrigley		14	Elden Mk8	22:02.091	7	59.009	1.858	69.36	3:05.795	7
15	60	James Buckton		15	Elden Mk8	22:06.721	7	1:03.639	4.630	69.12	3:04.853	5
16	14	Neil Shinner		16	Merlyn Mk20	22:10.439	7	1:07.357	3.718	68.93	3:05.821	4
17	42	Cormac Flanagan		17	Alexis Mk14	22:19.318	7	1:16.236	8.879	68.48	3:06.799	4
18	97	Robert Tusting		18	Lola T200	22:30.336	7	1:27.254	11.018	67.92	3:07.889	5
19	58	Ian Wright		19	Merlyn Mk20	22:33.401	7	1:30.319	3.065	67.76	3:09.668	5
20	177	Peter Hannam		20	Nike Mk6	22:34.810	7	1:31.728	1.409	67.69	3:06.591	7
21	54	Alex Meek		21	Merlyn Mk20A	22:40.295	7	1:37.213	5.485	67.42	3:07.774	7
22	88	Chris Stuart		22	Crossle 16F	22:40.772	7	1:37.690	0.477	67.39	3:10.462	7
23	8	Andrew Mansell		23	Merlyn Mk11A	23:09.216	7	2:06.134	28.444	66.01	3:10.008	5
24	19	Stephen King		24	Macon MR8	23:14.090	7	2:11.008	4.874	65.78	3:16.104	3
25	45	Terry Durdin		25	Elden Mk10	23:23.893	7	2:20.811	9.803	65.32	3:14.281	3
26	73	John Brown		26	Merlyn Mk20A	23:26.902	7	2:23.820	3.009	65.18	3:14.732	4
27	26	John Slack		27	Lola T200	23:33.908	7	2:30.826	7.006	64.86	3:14.334	5
28	50	Kevin Howell		28	Elden Mk8	23:35.589	7	2:32.507	1.681	64.78	3:16.666	3
29	66	Andy Wiggins		29	Titan Mk6	23:55.403	7	2:52.321	19.814	63.89	3:15.837	5
30	28	Michael Wales		30	Merlyn Mk20A	23:56.954	7	2:53.872	1.551	63.82	3:20.136	7
31	156	Rachel Arnold		31	Merlyn Mk20	24:15.361	7	3:12.279	18.407	63.01	3:23.036	4
32	18	Bill Cowing		32	Ginetta G18B	21:13.076	6	-- 6 laps --	28.088	61.75	3:26.526	5
33	25	Philip Walker		33	Crossle 16F	21:20.011	6	6.935	6.935	61.41	3:28.278	4
34	43	Edward Clayson		34	Titan Mk6	21:20.999	6	7.923	0.988	61.36	3:22.405	4
35	74	Keith Hazel		35	Lotus 51B	21:58.806	6	45.730	37.807	59.60	3:35.709	6
36	98	Adrian Richards	N	1	Merlyn Mk17	22:45.627	6	1:32.551	46.821	57.56	3:39.202	4
----- NOT CLASSIFIED -----												
DNF	49	Harvey Sykes			Crossle 20F	16:24.687	5	-- 5 laps --		66.52	3:12.964	4
DNF	55	Roger Arnold			Merlyn Mk20	13:59.839	4	-- 4 laps --	51.761	62.40	3:24.133	4
DNF	16	Simon Toyne			Lola T200	9:19.985	3	-- 3 laps --		70.18	3:04.336	3
DNC	13	Kevin Williams	N		Alexis Mk14	23:31.745	2	-- 2 laps --	17:16.09	18.56	3:34.574	2

----- FASTEST LAP SUMMARY -----

NO	DRIVER/S	CLASS	CAR MAKE / MODEL	FASTEST LAP	ON	MPH
44	Sam Binfield		Titan Mk6	2:56.902	6	74.06
13	Kevin Williams	N	Alexis Mk14	3:34.574	2	61.06

Car 8 - No working transponder

Session Start: 16:45:11 - Finish: 17:06:14

Weather/Track Conditions: Rain / Wet

Circuit: Silverstone Historic Grand Prix

Track Length: 5.857 Km - 3.6394 miles

These results are provisional until the conclusion of any judicial and technical matters.

Clerk of the Course: <div style="text-align: right;">Julian Floyd</div>	Timekeeper: <div style="text-align: right;">Nick Palmer</div>	Issued at:
--	--	------------

Silverstone International Trophy - 21 - 22 May 2016

Historic Formula Ford

Race 5 - Sector Analysis

3 Benn Simms ()									Jomo JMR7										
lap	Sect-1	Speed	Sect-2	Speed	Sect-3	Speed	TopSpeed	laptime	pit	lap	Sect-1	Speed	Sect-2	Speed	Sect-3	Speed	Topspeed	laptime	pit
1		113.9	1:38.636	108.6	33.436	98.3		3:07.094		5	54.964	112.2	1:29.840	106.9	32.441	99.9		2:57.245	
2	56.971	115.7	1:32.454	109.5	32.811	101.3		3:02.236		6	56.791	111.8	1:30.573	107.0	32.287	101.2		2:59.651	
3	55.260	111.7	1:30.970	105.7	32.978	100.4		2:59.208		7	56.437	112.0	1:31.664	106.5	32.668	101.2		3:00.769	
4	55.256	111.7	1:29.815	107.9	32.065	100.4		2:57.136		8									

8 Andrew Mansell ()									Merlyn Mk11A										
lap	Sect-1	Speed	Sect-2	Speed	Sect-3	Speed	TopSpeed	laptime	pit	lap	Sect-1	Speed	Sect-2	Speed	Sect-3	Speed	Topspeed	laptime	pit
1								3:42.085		5								3:10.008	
2								3:18.131		6								3:14.634	
3								3:16.192		7								3:14.656	
4								3:13.510		8									

13 Kevin Williams (N)									Alexis Mk14										
lap	Sect-1	Speed	Sect-2	Speed	Sect-3	Speed	TopSpeed	laptime	pit	lap	Sect-1	Speed	Sect-2	Speed	Sect-3	Speed	Topspeed	laptime	pit
1	Out	93.5	2:24.199	69.5	40.822	75.9		19:57.171		2	1:07.842	85.5	1:48.905	83.9	37.827	75.9		3:34.574	

14 Neil Shinner ()									Merlyn Mk20										
lap	Sect-1	Speed	Sect-2	Speed	Sect-3	Speed	TopSpeed	laptime	pit	lap	Sect-1	Speed	Sect-2	Speed	Sect-3	Speed	Topspeed	laptime	pit
1		98.8	1:44.779	95.6	35.007	86.9		3:20.791		5	58.144	106.5	1:35.089	100.2	34.675	92.0		3:07.908	
2	59.621	111.7	1:35.980	96.4	34.974	89.8		3:10.575		6	59.097	105.4	1:35.059	95.6	33.916	91.7		3:08.072	
3	59.427	110.9	1:34.349	95.6	34.951	89.1		3:08.727		7	1:00.082	110.9	1:34.415	96.3	34.048	94.6		3:08.545	
4	58.180	110.7	1:33.612	98.4	34.029	91.5		3:05.821		8									


15 Matthew Wrigley ()									Merlyn Mk11A/20										
lap	Sect-1	Speed	Sect-2	Speed	Sect-3	Speed	TopSpeed	laptime	pit	lap	Sect-1	Speed	Sect-2	Speed	Sect-3	Speed	Topspeed	laptime	pit
1		111.8	1:36.129	99.1	34.630	95.3		3:08.927		5	56.744	111.7	1:30.697	105.7	33.063	98.3		3:00.504	
2	58.271	110.7	1:36.325	94.4	34.357	96.1		3:08.953		6	57.379	110.6	1:31.121	104.0	32.939	97.1		3:01.439	
3	58.285	112.0	1:32.518	91.4	33.561	97.3		3:04.364		7	1:00.444	107.2	1:31.808	98.0	33.314	94.8		3:05.566	
4	57.175	111.3	1:32.412	102.9	33.103	98.0		3:02.690		8									

16 Simon Toyne ()									Lola T200										
lap	Sect-1	Speed	Sect-2	Speed	Sect-3	Speed	TopSpeed	laptime	pit	lap	Sect-1	Speed	Sect-2	Speed	Sect-3	Speed	Topspeed	laptime	pit
1		107.7	1:38.074	102.6	34.348	93.3		3:09.545		3	57.884	111.8	1:33.279	104.4	33.173	95.3		3:04.336	
2	57.655	111.7	1:34.864	103.6	33.585	95.0		3:06.104		4									

18 Bill Cowing ()									Ginetta G18B										
lap	Sect-1	Speed	Sect-2	Speed	Sect-3	Speed	TopSpeed	laptime	pit	lap	Sect-1	Speed	Sect-2	Speed	Sect-3	Speed	Topspeed	laptime	pit
1		96.6	1:48.378	87.8	37.423	86.2		3:43.487		4	1:04.463	95.6	1:44.862	82.3	37.255	87.0		3:26.580	
2	1:04.528	94.9	1:45.807	94.3	37.516	83.6		3:27.851		5	1:04.543	95.6	1:45.404	87.4	36.579	86.9		3:26.526	
3	1:05.422	91.7	1:48.853	83.7	36.825	82.2		3:31.100		6	1:05.556	92.3	1:54.471	83.9	37.505	86.2		3:37.532	

19 Stephen King ()									Macon MR8										
lap	Sect-1	Speed	Sect-2	Speed	Sect-3	Speed	TopSpeed	laptime	pit	lap	Sect-1	Speed	Sect-2	Speed	Sect-3	Speed	Topspeed	laptime	pit
1		99.9	1:43.704	93.2	36.669	88.8		3:25.566		5	1:02.175	104.7	1:38.806	92.4	36.062	89.5		3:17.043	
2	1:02.667	93.2	1:39.328	101.1	35.090	92.9		3:17.085		6	1:03.464	101.5	1:40.777	81.1	37.834	87.2		3:22.075	
3	1:00.769	94.0	1:39.111	92.7	36.224	89.5		3:16.104		7	1:03.117	104.9	1:39.627	92.8	36.072	89.7		3:18.816	
4	1:01.102	104.7	1:40.398	96.1	35.901	88.3		3:17.401		8									

20 Kevin Stanzl ()									Merlyn Mk20										
lap	Sect-1	Speed	Sect-2	Speed	Sect-3	Speed	TopSpeed	laptime	pit	lap	Sect-1	Speed	Sect-2	Speed	Sect-3	Speed	Topspeed	laptime	pit
1		105.4	1:38.794	102.5	34.995	94.5		3:15.220		5	58.837	111.8	1:33.582	105.5	33.565	98.2		3:05.984	
2	58.921	110.6	1:36.505	100.0	34.959	94.4		3:10.385		6	58.058	110.2	1:33.680	106.2	33.820	95.2		3:05.558	
3	58.746	112.8	1:35.637	105.0	34.619	96.3		3:09.002		7	58.902	103.9	1:33.551	107.5	33.624	86.8		3:06.077	
4	58.083	110.7	1:35.198	105.4	33.919	96.7		3:07.200		8									



Session Start: 16:45:11 - Finish: 17:06:14
Weather/Track Conditions: Rain / Wet
Circuit: Silverstone Historic Grand Prix
Track Length: 5.857 Km - 3.6394 miles

Silverstone International Trophy - 21 - 22 May 2016

Historic Formula Ford

Race 5 - Sector Analysis

21 Ross Drybrough ()									Merlyn Mk20AS										
lap	Sect-1	Speed	Sect-2	Speed	Sect-3	Speed	TopSpeed	laptime	pit	lap	Sect-1	Speed	Sect-2	Speed	Sect-3	Speed	Topspeed	laptime	pit
1		104.0	1:35.505	99.7	33.848	95.5		3:09.938		5	56.508	113.9	1:31.464	105.4	32.795	98.2		3:00.767	
2	58.631	106.0	1:34.369	104.2	33.695	97.0		3:06.695		6	57.173	111.5	1:31.142	103.2	33.134	97.9		3:01.449	
3	57.590	112.2	1:37.491	95.9	33.265	98.6		3:08.346		7	59.475	109.1	1:30.347	106.5	32.709	98.0		3:02.531	
4	56.360	112.8	1:31.685	108.1	32.948	88.5		3:00.993		8									

25 Philip Walker ()									Crossle 16F										
lap	Sect-1	Speed	Sect-2	Speed	Sect-3	Speed	TopSpeed	laptime	pit	lap	Sect-1	Speed	Sect-2	Speed	Sect-3	Speed	Topspeed	laptime	pit
1				81.6	38.086	89.0		3:41.037		4				96.1	37.233	86.6		3:28.278	
2				80.6	38.551	87.5		3:28.347		5				98.5	36.711	87.6		3:28.876	
3				89.5	37.700	88.8		3:40.294		6				94.3	37.112	86.0		3:33.179	

26 John Slack ()									Lola T200										
lap	Sect-1	Speed	Sect-2	Speed	Sect-3	Speed	TopSpeed	laptime	pit	lap	Sect-1	Speed	Sect-2	Speed	Sect-3	Speed	Topspeed	laptime	pit
1		93.7	1:47.737	95.5	38.732	84.7		3:37.975		5	1:00.311	106.4	1:38.213	101.8	35.810	90.2		3:14.334	
2	1:04.793	104.4	1:42.134	90.1	36.722	87.9		3:23.649		6	1:02.068	106.5	1:39.022	97.3	35.806	91.9		3:16.896	
3	1:01.254	105.4	1:50.478	97.5	35.051	92.0		3:26.783		7	1:03.019	104.4	1:40.151	100.0	36.164	91.2		3:19.334	
4	58.695	105.0	1:40.903	100.0	35.339	91.0		3:14.937		8									

28 Michael Wales ()									Merlyn Mk20A										
lap	Sect-1	Speed	Sect-2	Speed	Sect-3	Speed	TopSpeed	laptime	pit	lap	Sect-1	Speed	Sect-2	Speed	Sect-3	Speed	Topspeed	laptime	pit
1		89.5	1:45.474	88.5	38.422	85.5		3:34.483		5	1:04.035	101.1	1:41.437	93.9	36.090	84.4		3:21.562	
2	1:04.908	92.8	1:44.960	90.1	36.816	84.3		3:26.684		6	1:04.602	93.7	1:43.671	91.3	35.921	85.6		3:24.194	
3	1:03.870	96.0	1:41.523	89.6	36.702	86.4		3:22.095		7	1:03.040	101.7	1:41.126	94.0	35.970	83.1		3:20.136	
4	1:03.437	103.9	1:47.201	89.1	37.162	85.0		3:27.800		8									


31 Rob Wainwright ()									Elden Mk8										
lap	Sect-1	Speed	Sect-2	Speed	Sect-3	Speed	TopSpeed	laptime	pit	lap	Sect-1	Speed	Sect-2	Speed	Sect-3	Speed	Topspeed	laptime	pit
1		110.7	1:34.778	101.7	33.848	99.6		3:04.614		5	56.093	110.2	1:29.965	106.7	32.047	99.5		2:58.105	
2	58.539	107.7	1:32.945	103.4	33.086	100.6		3:04.570		6	56.110	110.0	1:29.394	106.5	32.063	99.2		2:57.567	
3	57.006	110.0	1:31.210	105.4	32.764	96.1		3:00.980		7	56.010	110.7	1:30.394	107.4	32.295	98.2		2:58.699	
4	56.540	109.8	1:29.807	106.9	32.200	100.6		2:58.547		8									

37 Will Nuthall ()									Jamun T2										
lap	Sect-1	Speed	Sect-2	Speed	Sect-3	Speed	TopSpeed	laptime	pit	lap	Sect-1	Speed	Sect-2	Speed	Sect-3	Speed	Topspeed	laptime	pit
1		109.8	1:35.747	98.3	33.869	97.9		3:06.448		5	56.972	110.9	1:31.077	109.3	32.314	97.9		3:00.363	
2	58.417	110.7	1:33.438	101.5	33.123	94.6		3:04.978		6	56.119	110.0	1:29.341	100.6	32.299	97.0		2:57.759	
3	57.315	108.9	1:31.786	104.7	32.960	95.9		3:02.061		7	56.034	108.9	1:29.737	102.9	32.131	97.7		2:57.902	
4	56.630	109.1	1:31.695	104.7	32.475	96.0		3:00.800		8									

38 Pertti Kiiveri ()									Kvantti Mk1										
lap	Sect-1	Speed	Sect-2	Speed	Sect-3	Speed	TopSpeed	laptime	pit	lap	Sect-1	Speed	Sect-2	Speed	Sect-3	Speed	Topspeed	laptime	pit
1		109.3	1:38.388	93.2	34.270	93.4		3:16.872		5	58.728	107.5	1:33.651	101.4	33.922	98.0		3:06.301	
2	58.969	101.4	1:36.308	96.0	34.260	96.9		3:09.537		6	58.247	107.5	1:33.624	104.2	33.547	93.8		3:05.418	
3	58.512	110.0	1:35.453	101.8	34.764	94.0		3:08.729		7	58.962	101.7	1:33.458	105.5	33.772	94.5		3:06.192	
4	58.116	109.5	1:35.026	103.7	34.042	96.6		3:07.184		8									

42 Cormac Flanagan ()									Alexis Mk14										
lap	Sect-1	Speed	Sect-2	Speed	Sect-3	Speed	TopSpeed	laptime	pit	lap	Sect-1	Speed	Sect-2	Speed	Sect-3	Speed	Topspeed	laptime	pit
1		99.6	1:37.801	101.4	34.876	93.0		3:16.148		5	58.819	103.9	1:35.221	95.6	34.074	91.9		3:08.114	
2	59.144	106.9	1:38.392	94.0	35.694	89.4		3:13.230		6	1:00.150	95.6	1:39.653	92.6	34.130	92.4		3:13.933	
3	59.440	109.1	1:35.345	98.7	33.798	96.0		3:08.583		7	1:02.136	103.6	1:36.245	92.9	34.130	93.0		3:12.511	
4	58.095	111.3	1:34.743	98.1	33.961	94.2		3:06.799		8									

43 Edward Clayson ()									Titan Mk6										
lap	Sect-1	Speed	Sect-2	Speed	Sect-3	Speed	TopSpeed	laptime	pit	lap	Sect-1	Speed	Sect-2	Speed	Sect-3	Speed	Topspeed	laptime	pit
1		97.7	1:47.232	84.9	38.402	85.1		3:41.861		4	1:04.108	94.4	1:41.409	94.9	36.888	79.3		3:22.405	
2	1:04.654	93.7	1:45.246	84.2	38.849	72.2		3:28.749		5	1:05.093	94.3	1:42.815	92.2	35.429	80.5		3:23.337	
3	1:04.344	88.2	2:09.874	83.0	37.837	72.4		3:52.055		6	1:05.685	93.7	1:49.665	88.1	37.242	78.5		3:32.592	



Session Start: 16:45:11 - Finish: 17:06:14
 Weather/Track Conditions: Rain / Wet
 Circuit: Silverstone Historic Grand Prix
 Track Length: 5.857 Km - 3.6394 miles

Silverstone International Trophy - 21 - 22 May 2016

Historic Formula Ford

Race 5 - Sector Analysis

44 Sam Binfield ()									Titan Mk6										
lap	Sect-1	Speed	Sect-2	Speed	Sect-3	Speed	TopSpeed	laptime	pit	lap	Sect-1	Speed	Sect-2	Speed	Sect-3	Speed	Topspeed	laptime	pit
1		109.1	1:35.878	101.2	33.838	98.7		3:06.942		5	56.338	110.6	1:30.570	105.2	31.639	102.0		2:58.547	
2	58.543	101.1	1:35.249	101.8	32.641	100.7		3:06.433		6	55.783	108.6	1:29.515	106.4	31.604	101.8		2:56.902	
3	56.086	108.4	1:32.656	102.8	32.837	100.9		3:01.579		7	55.526	99.1	1:30.487	104.0	31.677	101.6		2:57.690	
4	56.628	106.0	1:31.391	103.1	32.020	102.0		3:00.039		8									

45 Terry Durdin ()									Elden Mk10										
lap	Sect-1	Speed	Sect-2	Speed	Sect-3	Speed	TopSpeed	laptime	pit	lap	Sect-1	Speed	Sect-2	Speed	Sect-3	Speed	Topspeed	laptime	pit
1		94.1	1:45.401	96.4	36.983	83.8		3:36.547		5	1:01.789	104.0	1:38.779	100.5	35.593	87.7		3:16.161	
2	1:03.501	105.8	1:41.017	100.8	35.409	89.4		3:19.927		6	1:02.149	93.7	1:46.647	100.8	34.865	88.8		3:23.661	
3	1:01.474	105.5	1:37.783	99.1	35.024	84.6		3:14.281		7	1:00.993	101.7	1:42.004	96.8	34.890	87.6		3:17.887	
4	1:02.946	106.0	1:37.568	99.9	34.915	85.4		3:15.429		8									

48 Benn Tilley ()									Merlyn Mk20										
lap	Sect-1	Speed	Sect-2	Speed	Sect-3	Speed	TopSpeed	laptime	pit	lap	Sect-1	Speed	Sect-2	Speed	Sect-3	Speed	Topspeed	laptime	pit
1		109.8	1:40.292	101.7	33.140	99.5		3:08.028		5	55.933	111.5	1:30.380	104.9	32.345	100.9		2:58.658	
2	57.040	114.5	1:34.545	105.8	32.977	100.6		3:04.562		6	55.448	111.5	1:29.728	105.4	32.067	100.1		2:57.243	
3	56.627	114.9	1:32.032	106.0	32.610	97.9		3:01.269		7	55.190	111.3	1:30.436	105.4	31.924	99.9		2:57.550	
4	56.420	114.1	1:30.585	103.9	32.650	98.6		2:59.655		8									

49 Harvey Sykes ()									Crossle 20F										
lap	Sect-1	Speed	Sect-2	Speed	Sect-3	Speed	TopSpeed	laptime	pit	lap	Sect-1	Speed	Sect-2	Speed	Sect-3	Speed	Topspeed	laptime	pit
1		99.1	1:42.541	90.1	36.900	86.3		3:24.361		4	1:00.633	107.5	1:37.063	101.5	35.268	89.6		3:12.964	
2	1:01.546	104.5	1:38.532	98.4	35.404	88.2		3:15.482		5	1:00.146	104.7	1:41.303	89.6	35.160	90.8		3:16.609	
3	1:01.518	102.8	1:38.637	94.5	35.116	89.0		3:15.271		6									

50 Kevin Howell ()									Elden Mk8										
lap	Sect-1	Speed	Sect-2	Speed	Sect-3	Speed	TopSpeed	laptime	pit	lap	Sect-1	Speed	Sect-2	Speed	Sect-3	Speed	Topspeed	laptime	pit
1		94.1	1:46.588	80.5	36.556	87.2		3:34.959		5	1:03.258	102.0	1:40.859	90.2	36.045	88.3		3:20.162	
2	1:04.577	100.8	1:42.368	86.5	35.879	88.6		3:22.824		6	1:04.449	101.5	1:41.565	91.4	35.796	88.3		3:21.810	
3	1:01.477	100.8	1:39.839	91.4	35.350	88.4		3:16.666		7	1:03.932	104.4	1:41.806	85.4	36.367	88.9		3:22.105	
4	1:01.622	100.6	1:38.216	86.4	37.225	88.2		3:17.063		8									

54 Alex Meek ()									Merlyn Mk20A										
lap	Sect-1	Speed	Sect-2	Speed	Sect-3	Speed	TopSpeed	laptime	pit	lap	Sect-1	Speed	Sect-2	Speed	Sect-3	Speed	Topspeed	laptime	pit
1		100.6	1:41.834	94.3	35.595	87.5		3:20.182		5	59.513	97.8	1:38.362	95.7	34.503	92.6		3:12.378	
2	1:00.302	106.4	1:39.463	90.6	35.923	88.3		3:15.688		6	58.828	99.0	1:37.120	94.8	34.817	89.5		3:10.765	
3	1:00.784	104.5	1:37.296	92.3	34.901	91.6		3:12.981		7	59.139	102.8	1:34.031	98.3	34.604	92.5		3:07.774	
4	59.278	107.0	1:46.423	92.6	34.826	92.5		3:20.527		8									

55 Roger Arnold ()									Merlyn Mk20										
lap	Sect-1	Speed	Sect-2	Speed	Sect-3	Speed	TopSpeed	laptime	pit	lap	Sect-1	Speed	Sect-2	Speed	Sect-3	Speed	Topspeed	laptime	pit
1		102.0	1:46.037	86.7	38.551	81.7		3:37.529		3	1:05.514	90.9	1:43.794	81.4	38.706	84.6		3:28.014	
2	1:04.722	99.3	1:45.512	90.9	39.929	79.5		3:30.163		4	1:03.733	93.6	1:42.427	93.6	37.973	80.9		3:24.133	

58 Ian Wright ()									Merlyn Mk20										
lap	Sect-1	Speed	Sect-2	Speed	Sect-3	Speed	TopSpeed	laptime	pit	lap	Sect-1	Speed	Sect-2	Speed	Sect-3	Speed	Topspeed	laptime	pit
1		106.5	1:42.472	97.4	36.256	90.7		3:26.045		5	59.237	110.7	1:35.640	102.3	34.791	94.8		3:09.668	
2	1:02.084	105.4	1:36.458	96.6	35.428	94.5		3:13.970		6	59.309	108.9	1:36.422	105.7	34.369	95.6		3:10.100	
3	59.498	110.7	1:36.520	102.1	34.990	96.9		3:11.008		7	58.925	106.4	1:36.703	92.1	34.652	95.6		3:10.280	
4	1:00.372	108.4	1:36.531	98.5	35.427	92.5		3:12.330		8									

60 James Buckton ()									Elden Mk8										
lap	Sect-1	Speed	Sect-2	Speed	Sect-3	Speed	TopSpeed	laptime	pit	lap	Sect-1	Speed	Sect-2	Speed	Sect-3	Speed	Topspeed	laptime	pit
1		98.1	1:40.075	94.1	33.888	94.4		3:27.269		5	57.627	105.0	1:33.383	101.1	33.843	94.0		3:04.853	
2	1:00.165	105.4	1:35.645	98.1	33.761	98.2		3:09.571		6	59.109	107.5	1:33.801	97.7	33.388	96.3		3:06.298	
3	57.687	106.0	1:35.487	94.4	33.829	90.5		3:07.003		7	59.910	107.0	1:32.802	102.0	33.440	95.3		3:06.152	
4	57.906	107.4	1:34.050	97.5	33.619	93.6		3:05.575		8									



Session Start: 16:45:11 - Finish: 17:06:14
 Weather/Track Conditions: Rain / Wet
 Circuit: Silverstone Historic Grand Prix
 Track Length: 5.857 Km - 3.6394 miles

Silverstone International Trophy - 21 - 22 May 2016

Historic Formula Ford

Race 5 - Sector Analysis

64 Benjamin Tusting ()									Merlyn Mk20								
lap	Sect-1	Speed	Sect-2	Speed	Sect-3	Speed	TopSpeed	laptime pit	lap	Sect-1	Speed	Sect-2	Speed	Sect-3	Speed	Topspeed	laptime pit
1		108.1	1:38.711	101.8	41.143	91.2		3:14.487	5	56.146	110.7	1:30.396	106.5	32.374	98.9		2:58.916
2	58.299	111.5	1:30.968	92.9	33.377	97.4		3:02.644	6	56.304	110.7	1:30.001	106.4	33.488	95.9		2:59.793
3	56.993	113.7	1:32.224	104.5	33.052	98.5		3:02.269	7	56.858	110.2	1:31.061	104.2	33.048	93.0		3:00.967
4	56.803	113.4	1:31.271	108.6	33.911	95.7		3:01.985	8								

66 Andy Wiggins ()									Titan Mk6								
lap	Sect-1	Speed	Sect-2	Speed	Sect-3	Speed	TopSpeed	laptime pit	lap	Sect-1	Speed	Sect-2	Speed	Sect-3	Speed	Topspeed	laptime pit
1		100.8	1:44.643	99.6	36.138	88.8		3:32.478	5	1:00.840	108.2	1:39.543	102.8	35.454	86.2		3:15.837
2	1:02.025	103.2	1:45.787	91.2	35.253	91.7		3:23.065	6	1:01.936	108.8	1:54.311	99.1	36.181	83.7		3:32.428
3	1:01.716	107.4	1:42.481	100.3	36.114	90.0		3:20.311	7	1:03.999	98.7	1:41.499	97.3	35.853	88.0		3:21.351
4	1:01.853	108.8	1:53.486	103.6	34.594	88.4		3:29.933	8								

70 Daniel Stanzl ()									Elden Mk8								
lap	Sect-1	Speed	Sect-2	Speed	Sect-3	Speed	TopSpeed	laptime pit	lap	Sect-1	Speed	Sect-2	Speed	Sect-3	Speed	Topspeed	laptime pit
1		106.9	1:36.236	96.4	34.397	92.5		3:10.221	5	57.106	109.1	1:44.597	104.4	34.076	94.4		3:15.779
2	57.691	109.8	1:34.216	107.7	33.672	95.3		3:05.579	6	58.610	107.7	1:33.345	102.0	34.265	94.2		3:06.220
3	57.755	108.6	1:32.263	103.7	33.324	98.2		3:03.342	7	59.056	107.2	1:34.121	103.1	34.266	91.6		3:07.443
4	56.579	108.6	1:31.183	105.8	33.435	97.7		3:01.197	8								

73 John Brown ()									Merlyn Mk20A								
lap	Sect-1	Speed	Sect-2	Speed	Sect-3	Speed	TopSpeed	laptime pit	lap	Sect-1	Speed	Sect-2	Speed	Sect-3	Speed	Topspeed	laptime pit
1		103.1	1:46.163	95.5	37.256	85.1		3:38.441	5	1:00.587	108.4	1:39.299	102.1	35.793	94.0		3:15.679
2	1:03.636	107.9	1:41.914	103.7	35.832	90.8		3:21.382	6	1:02.397	109.1	1:40.116	98.3	35.336	95.0		3:17.849
3	1:00.790	107.4	1:39.379	103.7	35.191	91.7		3:15.360	7	1:00.853	107.4	1:47.254	97.1	35.352	92.4		3:23.459
4	1:01.172	110.6	1:38.677	106.2	34.883	90.2		3:14.732	8								


74 Keith Hazel ()									Lotus 51B								
lap	Sect-1	Speed	Sect-2	Speed	Sect-3	Speed	TopSpeed	laptime pit	lap	Sect-1	Speed	Sect-2	Speed	Sect-3	Speed	Topspeed	laptime pit
1		93.1	1:50.730	90.2	38.945	81.3		3:51.166	4	1:07.703	96.4	1:49.124	79.7	39.435	81.3		3:36.262
2	1:07.585	89.7	1:50.323	86.4	38.872	82.3		3:36.780	5	1:08.177	90.6	1:53.997	83.2	39.813	80.3		3:41.987
3	1:05.476	87.7	1:51.178	76.3	40.248	81.3		3:36.902	6	1:06.524	84.1	1:49.675	82.4	39.510	82.1		3:35.709

75 Daniel Pickett ()									Merlyn Mk20								
lap	Sect-1	Speed	Sect-2	Speed	Sect-3	Speed	TopSpeed	laptime pit	lap	Sect-1	Speed	Sect-2	Speed	Sect-3	Speed	Topspeed	laptime pit
1		105.0	1:38.147	92.4	35.077	91.5		3:13.641	5	58.817	107.7	1:33.601	102.1	33.784	92.8		3:06.202
2	59.336	106.2	1:37.042	96.3	34.591	92.2		3:10.969	6	57.764	107.9	1:33.570	100.8	33.677	91.7		3:05.011
3	59.652	107.7	1:35.138	98.5	34.676	92.6		3:09.466	7	59.561	107.2	1:33.081	102.6	33.905	88.4		3:06.547
4	58.027	107.5	1:34.984	95.9	34.204	91.5		3:07.215	8								

79 Mark Shaw ()									Merlyn Mk20								
lap	Sect-1	Speed	Sect-2	Speed	Sect-3	Speed	TopSpeed	laptime pit	lap	Sect-1	Speed	Sect-2	Speed	Sect-3	Speed	Topspeed	laptime pit
1		111.5	1:35.051	100.9	34.296	99.2		3:05.498	5	56.106	112.8	1:29.786	108.4	32.230	100.7		2:58.122
2	58.341	111.5	1:34.865	109.8	33.259	97.1		3:06.465	6	55.767	113.4	1:29.249	110.6	32.023	102.4		2:57.039
3	56.586	113.4	1:33.146	108.2	32.674	97.0		3:02.406	7	55.609	112.8	1:29.754	109.8	32.271	100.6		2:57.634
4	56.330	115.3	1:31.527	108.8	32.351	98.6		3:00.208	8								

88 Chris Stuart ()									Crossle 16F								
lap	Sect-1	Speed	Sect-2	Speed	Sect-3	Speed	TopSpeed	laptime pit	lap	Sect-1	Speed	Sect-2	Speed	Sect-3	Speed	Topspeed	laptime pit
1		109.3	1:42.725	92.7	35.398	92.8		3:21.822	5	1:00.844	109.7	1:40.491	105.2	34.335	93.6		3:15.670
2	1:01.633	107.0	1:38.332	100.2	35.394	91.6		3:15.359	6	1:00.629	107.4	1:36.897	105.0	34.197	95.5		3:11.723
3	1:01.015	108.6	1:37.287	103.6	34.851	93.4		3:13.153	7	59.697	108.1	1:35.138	102.9	35.627	88.9		3:10.462
4	1:00.067	109.3	1:37.253	102.3	35.263	92.9		3:12.583	8								

97 Robert Tusting ()									Lola T200								
lap	Sect-1	Speed	Sect-2	Speed	Sect-3	Speed	TopSpeed	laptime pit	lap	Sect-1	Speed	Sect-2	Speed	Sect-3	Speed	Topspeed	laptime pit
1		110.9	1:37.527	101.1	35.276	91.3		3:11.671	5	57.585	112.4	1:34.871	95.6	35.433	88.5		3:07.889
2	59.114	111.3	1:36.487	103.7	34.341	90.6		3:09.942	6	58.682	108.6	1:37.054	103.1	47.453	82.0		3:23.189
3	59.860	110.0	1:36.150	105.4	33.705	91.7		3:09.715	7	1:00.480	109.1	1:36.257	100.2	34.790	91.3		3:11.527
4	58.172	109.8	1:44.060	79.8	34.171	94.5		3:16.403	8								



Session Start: 16:45:11 - Finish: 17:06:14
Weather/Track Conditions: Rain / Wet
Circuit: Silverstone Historic Grand Prix
Track Length: 5.857 Km - 3.6394 miles

Silverstone International Trophy - 21 - 22 May 2016

Historic Formula Ford


Race 5 - Sector Analysis

98 Adrian Richards (N)									Merlyn Mk17										
lap	Sect-1	Speed	Sect-2	Speed	Sect-3	Speed	TopSpeed	laptime	pit	lap	Sect-1	Speed	Sect-2	Speed	Sect-3	Speed	Topspeed	laptime	pit
1		90.2	1:46.231	83.4	39.107	88.6		3:51.937		4	1:08.180	89.7	1:50.258	82.6	40.764	73.2		3:39.202	
2	1:06.642	97.4	1:58.929	71.7	40.817	75.7		3:46.388		5	1:13.495	80.0	1:55.916	73.1	42.904	70.7		3:52.315	
3	1:09.928	82.2	1:51.511	78.8	40.789	75.2		3:42.228		6	1:14.839	87.3	1:55.390	73.6	43.328	69.1		3:53.557	

114 Michael Wrigley ()									Elden Mk8										
lap	Sect-1	Speed	Sect-2	Speed	Sect-3	Speed	TopSpeed	laptime	pit	lap	Sect-1	Speed	Sect-2	Speed	Sect-3	Speed	Topspeed	laptime	pit
1		109.3	1:39.172	98.4	34.680	87.5		3:17.937		5	58.916	109.1	1:33.797	99.1	33.911	91.7		3:06.624	
2	59.319	109.1	1:36.327	102.0	34.592	91.3		3:10.238		6	59.332	108.4	1:32.659	95.2	34.152	93.6		3:06.143	
3	58.953	109.5	1:34.766	97.1	34.717	90.3		3:08.436		7	59.486	108.1	1:32.495	99.3	33.814	94.1		3:05.795	
4	58.613	109.5	1:33.785	99.0	34.520	92.2		3:06.918		8									

156 Rachel Arnold ()									Merlyn Mk20										
lap	Sect-1	Speed	Sect-2	Speed	Sect-3	Speed	TopSpeed	laptime	pit	lap	Sect-1	Speed	Sect-2	Speed	Sect-3	Speed	Topspeed	laptime	pit
1		92.1	1:45.732	85.3	38.194	82.7		3:38.883		5	1:03.768	90.6	1:43.121	84.8	36.687	84.2		3:23.576	
2	1:04.288	94.0	1:45.848	84.1	37.482	84.3		3:27.618		6	1:04.059	93.7	1:43.276	88.3	36.734	85.6		3:24.069	
3	1:04.672	95.2	1:45.104	77.7	38.030	81.9		3:27.806		7	1:10.519	89.5	1:43.085	85.8	36.769	81.3		3:30.373	
4	1:03.497	95.9	1:41.849	87.0	37.690	82.9		3:23.036		8									

177 Peter Hannam ()									Nike Mk6										
lap	Sect-1	Speed	Sect-2	Speed	Sect-3	Speed	TopSpeed	laptime	pit	lap	Sect-1	Speed	Sect-2	Speed	Sect-3	Speed	Topspeed	laptime	pit
1		104.7	1:44.522	97.4	35.452	90.5		3:32.751		5	1:00.662	107.0	1:42.731	104.5	32.708	97.0		3:16.101	
2	1:00.210	107.7	1:35.466	99.0	34.702	93.0		3:10.378		6	59.877	104.9	1:35.479	103.6	33.387	96.0		3:08.743	
3	59.773	106.4	1:34.676	102.8	33.851	90.8		3:08.300		7	58.117	107.7	1:34.856	101.4	33.618	95.5		3:06.591	
4	1:00.645	106.2	1:36.587	102.5	34.714	89.8		3:11.946		8									



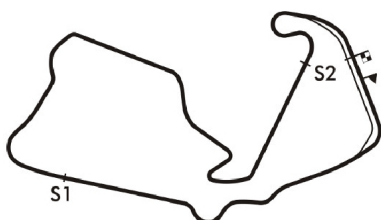
Session Start: 16:45:11 - Finish: 17:06:14
Weather/Track Conditions: Rain / Wet
Circuit: Silverstone Historic Grand Prix
Track Length: 5.857 Km - 3.6394 miles

Silverstone International Trophy - 21 - 22 May 2016

Historic Formula Ford

Race 5 - Best Sector Times

POS	NO	DRIVER/S	Sector 1			Sector 2			Sector 3			IDEAL LAP	BEST LAP	On
			TIME	LAP	POS	TIME	LAP	POS	TIME	LAP	POS			
1	31	Rob Wainwright	56.010	7	5	1:29.394	6	3	32.047	5	4	2:57.451	2:57.567	6
2	3	Benn Simms	54.964	5	1	1:29.815	4	6	32.065	4	5	2:56.844	2:57.136	4
3	48	Benn Tilley	55.190	7	2	1:29.728	6	5	31.924	7	2	2:56.842	2:57.243	6
4	79	Mark Shaw	55.609	7	4	1:29.249	6	1	32.023	6	3	2:56.881	2:57.039	6
5	44	Sam Binfield	55.526	7	3	1:29.515	6	4	31.604	6	1	2:56.645	2:56.902	6
6	37	Will Nuthall	56.034	7	6	1:29.341	6	2	32.131	7	6	2:57.506	2:57.759	6
7	64	Benjamin Tusting	56.146	5	7	1:30.001	6	7	32.374	5	7	2:58.521	2:58.916	5
8	21	Ross Drybrough	56.360	4	8	1:30.347	7	8	32.709	7	9	2:59.416	3:00.767	5
9	15	Matthew Wrigley	56.744	5	10	1:30.697	5	9	32.939	6	10	3:00.380	3:00.504	5
10	70	Daniel Stanzl	56.579	4	9	1:31.183	4	10	33.324	3	12	3:01.086	3:01.197	4
11	75	Daniel Pickett	57.764	6	14	1:33.081	7	13	33.677	6	16	3:04.522	3:05.011	6
12	20	Kevin Stanzl	58.058	6	15	1:33.551	7	16	33.565	5	15	3:05.174	3:05.558	6
13	38	Pertti Kiiveri	58.116	4	17	1:33.458	7	15	33.547	6	14	3:05.121	3:05.418	6
14	114	Michael Wrigley	58.613	4	20	1:32.495	7	11	33.814	7	19	3:04.922	3:05.795	7
15	60	James Buckton	57.627	5	12	1:32.802	7	12	33.388	6	13	3:03.817	3:04.853	5
16	14	Neil Shinner	58.144	5	19	1:33.612	4	17	33.916	6	20	3:05.672	3:05.821	4
17	42	Cormac Flanagan	58.095	4	16	1:34.743	4	20	33.798	3	18	3:06.636	3:06.799	4
18	97	Robert Tusting	57.585	5	11	1:34.871	5	21	33.705	3	17	3:06.161	3:07.889	5
19	58	Ian Wright	58.925	7	23	1:35.640	5	23	34.369	6	22	3:08.934	3:09.668	5
20	177	Peter Hannam	58.117	7	18	1:34.676	3	19	32.708	5	8	3:05.501	3:06.591	7
21	54	Alex Meek	58.828	6	22	1:34.031	7	18	34.503	5	23	3:07.362	3:07.774	7
22	88	Chris Stuart	59.697	7	24	1:35.138	7	22	34.197	6	21	3:09.032	3:10.462	7
23	8	Andrew Mansell											3:10.008	5
24	19	Stephen King	1:00.769	3	27	1:38.806	5	29	35.090	2	28	3:14.665	3:16.104	3
25	45	Terry Durdin	1:00.993	7	29	1:37.568	4	25	34.865	6	25	3:13.426	3:14.281	3
26	73	John Brown	1:00.587	5	26	1:38.677	4	28	34.883	4	26	3:14.147	3:14.732	4
27	26	John Slack	58.695	4	21	1:38.213	5	26	35.051	3	27	3:11.959	3:14.334	5
28	50	Kevin Howell	1:01.477	3	30	1:38.216	4	27	35.350	3	30	3:15.043	3:16.666	3
29	66	Andy Wiggins	1:00.840	5	28	1:39.543	5	30	34.594	4	24	3:14.977	3:15.837	5
30	28	Michael Wales	1:03.040	7	31	1:41.126	7	31	35.921	6	32	3:20.087	3:20.136	7
31	156	Rachel Arnold	1:03.497	4	32	1:41.849	4	33	36.687	5	34	3:22.033	3:23.036	4
32	18	Bill Cowing	1:04.463	4	35	1:44.862	4	35	36.579	5	33	3:25.904	3:26.526	5
33	25	Philip Walker							36.711	5	35		3:28.278	4
34	43	Edward Clayson	1:04.108	4	34	1:41.409	4	32	35.429	5	31	3:20.946	3:22.405	4
35	74	Keith Hazel	1:05.476	3	36	1:49.124	4	38	38.872	2	38	3:33.472	3:35.709	6
36	98	Adrian Richards	1:06.642	2	37	1:46.231	1	36	39.107	1	39	3:31.980	3:39.202	4
37	49	Harvey Sykes	1:00.146	5	25	1:37.063	4	24	35.116	3	29	3:12.325	3:12.964	4
38	55	Roger Arnold	1:03.733	4	33	1:42.427	4	34	37.973	4	37	3:24.133	3:24.133	4
39	16	Simon Toyne	57.655	2	13	1:33.279	3	14	33.173	3	11	3:04.107	3:04.336	3
40	13	Kevin Williams	1:07.842	2	38	1:48.905	2	37	37.827	2	36	3:34.574	3:34.574	2



Session Start: 16:45:11 - Finish: 17:06:14

Weather/Track Conditions: Rain / Wet

Circuit: Silverstone Historic Grand Prix

Track Length: 5.857 Km - 3.6394 miles




Silverstone International Trophy - 21 - 22 May 2016

Historic Formula Ford

Race 5 - Best Sector Speeds

	NO	SECTOR 1	MPH	NO	SECTOR 2	MPH	NO	SECTOR 3	MPH
1	3	Benn Simms	115.7	79	Mark Shaw	110.6	79	Mark Shaw	102.4
2	79	Mark Shaw	115.3	3	Benn Simms	109.5	44	Sam Binfield	102.0
3	48	Benn Tilley	114.9	37	Will Nuthall	109.3	3	Benn Simms	101.3
4	21	Ross Drybrough	113.9	64	Benjamin Tusting	108.6	48	Benn Tilley	100.9
5	64	Benjamin Tusting	113.7	21	Ross Drybrough	108.1	31	Rob Wainwright	100.6
6	20	Kevin Stanzl	112.8	70	Daniel Stanzl	107.7	64	Benjamin Tusting	98.9
7	97	Robert Tusting	112.4	20	Kevin Stanzl	107.5	21	Ross Drybrough	98.6
8	15	Matthew Wrigley	112.0	31	Rob Wainwright	107.4	15	Matthew Wrigley	98.3
9	16	Simon Toyne	111.8	44	Sam Binfield	106.4	20	Kevin Stanzl	98.2
10	14	Neil Shinner	111.7	73	John Brown	106.2	60	James Buckton	98.2
11	42	Cormac Flanagan	111.3	48	Benn Tilley	106.0	70	Daniel Stanzl	98.2
12	37	Will Nuthall	110.9	15	Matthew Wrigley	105.7	38	Pertti Kiiveri	98.0
13	31	Rob Wainwright	110.7	58	Ian Wright	105.7	37	Will Nuthall	97.9
14	58	Ian Wright	110.7	38	Pertti Kiiveri	105.5	177	Peter Hannam	97.0
15	44	Sam Binfield	110.6	97	Robert Tusting	105.4	58	Ian Wright	96.9
16	73	John Brown	110.6	88	Chris Stuart	105.2	42	Cormac Flanagan	96.0
17	38	Pertti Kiiveri	110.0	177	Peter Hannam	104.5	88	Chris Stuart	95.5
18	70	Daniel Stanzl	109.8	16	Simon Toyne	104.4	16	Simon Toyne	95.3
19	88	Chris Stuart	109.7	66	Andy Wiggins	103.6	73	John Brown	95.0
20	114	Michael Wrigley	109.5	75	Daniel Pickett	102.6	14	Neil Shinner	94.6
21	66	Andy Wiggins	108.8	60	James Buckton	102.0	97	Robert Tusting	94.5
22	75	Daniel Pickett	107.9	114	Michael Wrigley	102.0	114	Michael Wrigley	94.1
23	177	Peter Hannam	107.7	26	John Slack	101.8	19	Stephen King	92.9
24	49	Harvey Sykes	107.5	49	Harvey Sykes	101.5	75	Daniel Pickett	92.8
25	60	James Buckton	107.5	42	Cormac Flanagan	101.4	54	Alex Meek	92.6
26	54	Alex Meek	107.0	19	Stephen King	101.1	26	John Slack	92.0
27	26	John Slack	106.5	45	Terry Durdin	100.8	66	Andy Wiggins	91.7
28	45	Terry Durdin	106.0	14	Neil Shinner	100.2	49	Harvey Sykes	90.8
29	19	Stephen King	104.9	25	Philip Walker	98.5	45	Terry Durdin	89.4
30	50	Kevin Howell	104.4	54	Alex Meek	98.3	25	Philip Walker	89.0
31	28	Michael Wales	103.9	43	Edward Clayson	94.9	50	Kevin Howell	88.9
32	55	Roger Arnold	102.0	18	Bill Cowing	94.3	98	Adrian Richards	88.6
33	43	Edward Clayson	97.7	28	Michael Wales	94.0	18	Bill Cowing	87.0
34	98	Adrian Richards	97.4	55	Roger Arnold	93.6	28	Michael Wales	86.4
35	18	Bill Cowing	96.6	50	Kevin Howell	91.4	156	Rachel Arnold	85.6
36	74	Keith Hazel	96.4	74	Keith Hazel	90.2	43	Edward Clayson	85.1
37	156	Rachel Arnold	95.9	156	Rachel Arnold	88.3	55	Roger Arnold	84.6
38	13	Kevin Williams	93.5	13	Kevin Williams	83.9	74	Keith Hazel	83.6
39	8	Andrew Mansell	0.0	98	Adrian Richards	83.4	13	Kevin Williams	75.9
40	25	Philip Walker	0.0	8	Andrew Mansell	0.0	8	Andrew Mansell	0.0



Session Start: 16:45:11 - Finish: 17:06:14
Weather/Track Conditions: Rain / Wet
Circuit: Silverstone Historic Grand Prix
Track Length: 5.857 Km - 3.6394 miles

Silverstone International Trophy - 21 - 22 May 2016

Historic Formula Ford

Race 5 - Lap Chart

Lap 1			Lap 2			Lap 3			Lap 4			Lap 5			Lap 6		
NO	Behind	Laptime	NO	Behind	Laptime	NO	Behind	Laptime	NO	Behind	Laptime	NO	Behind	Laptime	NO	Behind	Laptime
31		3:04.614	31		3:04.570	3		2:59.208	3		2:57.136	3		2:57.245	3		2:59.651
79	0.884	3:05.498	3	0.146	3:02.236	31	1.626	3:00.980	31	3.037	2:58.547	31	3.897	2:58.105	31	1.813	2:57.567
37	1.834	3:06.448	37	2.242	3:04.978	37	4.949	3:02.061	48	7.840	2:59.655	48	9.253	2:58.658	48	6.845	2:57.243
44	2.328	3:06.942	79	2.779	3:06.465	48	5.321	3:01.269	37	8.613	3:00.800	79	9.780	2:58.122	79	7.168	2:57.039
3	2.480	3:07.094	48	3.406	3:04.562	79	5.831	3:02.406	79	8.903	3:00.208	44	10.621	2:58.547	44	7.872	2:56.902
48	3.414	3:08.028	44	4.191	3:06.433	44	6.416	3:01.579	44	9.319	3:00.039	37	11.731	3:00.363	37	9.839	2:57.759
15	4.313	3:08.927	16	6.465	3:06.104	70	10.604	3:03.342	70	14.665	3:01.197	64	17.382	2:58.916	64	17.524	2:59.793
16	4.931	3:09.545	70	6.616	3:05.579	64	10.862	3:02.269	64	15.711	3:01.985	15	22.519	3:00.504	74	1 LAP	3:41.987
21	5.324	3:09.938	21	7.449	3:06.695	16	11.447	3:04.336	15	19.260	3:02.690	21	23.820	3:00.767	15	24.307	3:01.439
70	5.607	3:10.221	64	7.947	3:02.644	15	13.706	3:04.364	21	20.298	3:00.993	70	33.199	3:15.779	21	25.618	3:01.449
97	7.057	3:11.671	15	8.696	3:08.953	21	16.441	3:08.346	75	35.617	3:07.215	75	44.574	3:06.202	70	39.768	3:06.220
75	9.027	3:13.641	97	12.429	3:09.942	97	22.790	3:09.715	20	36.133	3:07.200	20	44.872	3:05.984	98	1 LAP	3:52.315
64	9.873	3:14.487	75	15.426	3:10.969	75	25.538	3:09.466	38	36.648	3:07.184	38	45.704	3:06.301	75	49.934	3:05.011
20	10.606	3:15.220	20	16.421	3:10.385	20	26.069	3:09.002	114	37.855	3:06.918	114	47.234	3:06.624	20	50.779	3:05.558
42	11.534	3:16.148	38	17.225	3:09.537	38	26.600	3:08.729	42	39.086	3:06.799	42	49.955	3:08.114	38	51.471	3:05.418
38	12.258	3:16.872	114	18.991	3:10.238	114	28.073	3:08.436	14	40.240	3:05.821	14	50.903	3:07.908	114	53.726	3:06.143
114	13.323	3:17.937	42	20.194	3:13.230	42	29.423	3:08.583	97	42.057	3:16.403	60	51.352	3:04.853	60	57.999	3:06.298
54	15.568	3:20.182	14	22.182	3:10.575	14	31.555	3:08.727	60	43.744	3:05.575	97	52.701	3:07.889	14	59.324	3:08.072
14	16.177	3:20.791	54	26.686	3:15.688	60	35.305	3:07.003	88	57.243	3:12.583	58	1:10.102	3:09.668	42	1:04.237	3:13.933
88	17.208	3:21.822	60	27.656	3:09.571	54	40.313	3:12.981	58	57.679	3:12.330	88	1:15.668	3:15.670	97	1:16.239	3:23.189
49	19.747	3:24.361	88	27.997	3:15.359	88	41.796	3:13.153	177	57.701	3:11.946	177	1:16.557	3:16.101	58	1:20.551	3:10.100
19	20.952	3:25.566	49	30.659	3:15.482	58	42.485	3:11.008	49	1:02.404	3:12.964	54	1:18.837	3:12.378	177	1:25.649	3:08.743
58	21.431	3:26.045	58	30.831	3:13.970	177	42.891	3:08.300	54	1:03.704	3:20.527	49	1:21.768	3:16.609	88	1:27.740	3:11.723
60	22.655	3:27.269	19	33.467	3:17.085	49	46.576	3:15.271	19	1:10.482	3:17.401	19	1:30.280	3:17.043	54	1:29.951	3:10.765
66	27.864	3:32.478	177	33.945	3:10.378	19	50.217	3:16.104	45	1:20.510	3:15.429	8	1:37.007	3:10.008	8	1:51.990	3:14.634
177	28.137	3:32.751	66	46.359	3:23.065	45	1:02.217	3:14.281	73	1:24.241	3:14.732	45	1:39.426	3:16.161	19	1:52.704	3:22.075
28	29.869	3:34.483	45	47.290	3:19.927	50	1:05.911	3:16.666	8	1:24.244	3:13.510	73	1:42.675	3:15.679	13	5 LAPS	19:57.171
50	30.345	3:34.959	50	48.599	3:22.824	73	1:06.645	3:15.360	50	1:25.838	3:17.063	50	1:48.755	3:20.162	73	2:00.873	3:17.849
45	31.933	3:36.547	73	50.639	3:21.382	66	1:07.316	3:20.311	26	1:37.670	3:14.937	26	1:54.759	3:14.334	45	2:03.436	3:23.661
55	32.915	3:37.529	8	51.032	3:18.131	8	1:07.870	3:16.192	66	1:40.113	3:29.933	66	1:58.705	3:15.837	50	2:10.914	3:21.810
26	33.361	3:37.975	28	51.983	3:26.684	28	1:14.724	3:22.095	28	1:45.388	3:27.800	28	2:09.705	3:21.562	26	2:12.004	3:16.896
73	33.827	3:38.441	26	52.440	3:23.649	26	1:19.869	3:26.783	156	1:51.669	3:23.036	156	2:18.000	3:23.576	66	2:31.482	3:32.428
156	34.269	3:38.883	156	57.317	3:27.618	156	1:25.769	3:27.806	55	1:54.165	3:24.133	18	2:32.625	3:26.526	28	2:34.248	3:24.194
25	36.423	3:41.037	55	58.508	3:30.163	55	1:27.168	3:28.014	18	2:03.344	3:26.580	25	2:43.913	3:28.876	156	2:42.418	3:24.069
43	37.247	3:41.861	25	1:00.200	3:28.347	18	1:33.900	3:31.100	25	2:12.282	3:28.278	43	2:45.488	3:23.337			
8	37.471	3:42.085	43	1:01.426	3:28.749	25	1:41.140	3:40.294	43	2:19.396	3:22.405						
18	38.873	3:43.487	18	1:02.154	3:27.851	43	1:54.127	3:52.055	74	2:35.436	3:36.262						
74	46.552	3:51.166	74	1:18.762	3:36.780	74	1:56.310	3:36.902	98	2:54.081	3:39.202						
98	47.323	3:51.937	98	1:29.141	3:46.388	98	2:12.015	3:42.228									

Session Start: 16:45:11 - Finish: 17:06:14

Weather/Track Conditions: Rain / Wet

Circuit: Silverstone Historic Grand Prix

Track Length: 5.857 Km - 3.6394 miles

Silverstone International Trophy - 21 - 22 May 2016

Historic Formula Ford

Race 5 - Lap Chart

Lap 7		
NO	Behind	Laptime
31		2:58.699
3	0.257	3:00.769
48	3.883	2:57.550
79	4.290	2:57.634
44	5.050	2:57.690
37	7.229	2:57.902
18	1 LAP	3:37.532
25	1 LAP	3:33.179
43	1 LAP	3:32.592
64	17.979	3:00.967
21	27.637	3:02.531
15	29.361	3:05.566
70	46.699	3:07.443
74	1 LAP	3:35.709
75	55.969	3:06.547
20	56.344	3:06.077
38	57.151	3:06.192
114	59.009	3:05.795
60	1:03.639	3:06.152
14	1:07.357	3:08.545
42	1:16.236	3:12.511
97	1:27.254	3:11.527
58	1:30.319	3:10.280
177	1:31.728	3:06.591
54	1:37.213	3:07.774
88	1:37.690	3:10.462
98	1 LAP	3:53.557
8	2:06.134	3:14.656
19	2:11.008	3:18.816
45	2:20.811	3:17.887
73	2:23.820	3:23.459
13	5 LAPS	3:34.574
26	2:30.826	3:19.334
50	2:32.507	3:22.105
66	2:52.321	3:21.351
28	2:53.872	3:20.136
156	3:12.279	3:30.373

Session Start: 16:45:11 - Finish: 17:06:14
Weather/Track Conditions: Rain / Wet
Circuit: Silverstone Historic Grand Prix
Track Length: 5.857 Km - 3.6394 miles

Silverstone International Trophy - 21 - 22 May 2016

Historic Road Sports Qualifying Race 6 - Classification

Sheet No:

POS	NO	DRIVER/S	CLASS	CLASS POS	CAR MAKE / MODEL	TIME	ON	LAPS	GAP	DIFF	MPH
1	8	John Davison	C	1	Lotus Elan S3	2:30.202	6	7			87.23
2	5	Peter Shaw	C	2	Lotus Elan S1	2:32.668	3	8	2.466	2.466	85.82
3	11	Richard Plant	A	1	Morgan Plus 8	2:32.929	2	5	2.727	0.261	85.67
4	30	Robin Pearce	A	2	Morgan Plus 8	2:33.372	6	8	3.170	0.443	85.42
5	36	Frazer Gibney	C	3	Lotus Elan S1	2:35.619	8	8	5.417	2.247	84.19
6	84	Ian Burford	C	4	Ginetta G4	2:35.988	8	8	5.786	0.369	83.99
7	9	Patrick Ward-Booth	C	5	Lotus Elan	2:36.434	8	8	6.232	0.446	83.75
8	16	Robert Rowe	C	6	Lotus Elan S3	2:37.366	5	8	7.164	0.932	83.26
9	63	Colin Sharp	B	1	Triumph TR5	2:41.860	7	7	11.658	4.494	80.94
10	71	Dick Coffey	E	1	Turner Mk1	2:44.975	7	7	14.773	3.115	79.42
11	38	James Owen	B	2	Triumph TR5	2:46.747	6	7	16.545	1.772	78.57
12	12	Johan Denekamp	C	7	Marcos 1800 GT	2:47.323	7	7	17.121	0.576	78.30
13	2	Ian Jacobs	D	1	Fiat 124 Spider	2:48.347	6	7	18.145	1.024	77.83
14	42	Michael Birch	G	1	Lotus Elite	2:51.406	6	7	21.204	3.059	76.44
15	199	Charles Rainford	G	2	Austin Healey Lenham Sprite	2:51.828	4	4	21.626	0.422	76.25
16	50	Kristy Brooks	G	3	Lotus Elan	2:54.504	2	6	24.302	2.676	75.08
17	53	Adrian Gilbert	C	8	Lotus Elan S3	2:54.594	7	7	24.392	0.090	75.04
18	88	Paul Brown	D	2	MG B GT	2:55.009	4	7	24.807	0.415	74.86
19	77	Jeremy Mortimer	D	3	MG B	2:56.040	7	7	25.838	1.031	74.42
20	18	Bob Pomeroy	C	9	Marcos 1600 GT	2:56.043	7	7	25.841	0.003	74.42
21	41	Nik Spencer	D	4	MG B	2:56.929	7	7	26.727	0.886	74.05
22	37	Mervyn Selwyn	C	10	Lotus Elan S3	2:58.504	3	6	28.302	1.575	73.40
23	80	John Shaw	D	5	Porsche 911	3:06.487	2	3	36.285	7.983	70.26
24	99	Stephen Chapman	G	4	Sunbeam Harrington	3:08.381	5	6	38.179	1.894	69.55
25	1	Kevin Kivlochan	A	3	Morgan Plus 8			3			0.00

Car 71 requires a working transponder - Regulation Q.12.2.1 refers.
Car 199 - transponder working intermittently

Session Start: 12:06:21 - Finish: 12:26:21
Weather/Track Conditions: Drizzle / Damp
Circuit: Silverstone Historic Grand Prix
Track Length: 5.857 Km - 3.6394 miles

ALL RACES AT THIS EVENT WILL HAVE A ROLLING START

These results are provisional until the conclusion of any judicial and technical matters.

Clerk of the Course: <div style="text-align: right;">Julian Floyd</div>	Timekeeper: <div style="text-align: right;">Nick Palmer</div>	Issued at:
--	--	------------

Silverstone International Trophy - 21 - 22 May 2016

Historic Road Sports

Qualifying Race 6 - Sector Analysis

71 Dick Coffey (E)									Turner Mk1											
lap	Sect-1	Speed	Sect-2	Speed	Sect-3	Speed	TopSpeed	laptime	pit	lap	Sect-1	Speed	Sect-2	Speed	Sect-3	Speed	Topspeed	laptime	pit	
1								3:23.601		5									2:51.185	
2								2:57.366		6									2:48.079	
3								2:51.309		7									2:44.975	
4								2:50.043		8										

77 Jeremy Mortimer (D)									MG B											
lap	Sect-1	Speed	Sect-2	Speed	Sect-3	Speed	TopSpeed	laptime	pit	lap	Sect-1	Speed	Sect-2	Speed	Sect-3	Speed	Topspeed	laptime	pit	
1	1:09.327	89.1	1:40.683	94.5	34.025	86.4		3:24.035		5	57.214	99.7	1:29.485	98.4	32.012	89.7			2:58.711	
2	1:00.157	98.3	1:33.400	94.4	33.937	89.1		3:07.494		6	57.113	99.9	1:28.905	97.1	32.253	88.9			2:58.271	
3	1:00.762	99.4	1:32.003	96.1	32.623	88.6		3:05.388		7	56.824	100.3	1:27.464	97.0	31.752	89.5			2:56.040	
4	59.179	99.7	1:30.434	96.3	32.245	89.5		3:01.858		8										


80 John Shaw (D)									Porsche 911											
lap	Sect-1	Speed	Sect-2	Speed	Sect-3	Speed	TopSpeed	laptime	pit	lap	Sect-1	Speed	Sect-2	Speed	Sect-3	Speed	Topspeed	laptime	pit	
1	1:12.538	86.5	1:40.518	85.9	32.682	93.2		3:25.738		3	1:03.127	81.1	1:33.625	89.7					3:21.318	
2	1:00.810	96.7	1:31.748	86.0	33.929	89.1		3:06.487		4										

84 Ian Burford (C)									Ginetta G4											
lap	Sect-1	Speed	Sect-2	Speed	Sect-3	Speed	TopSpeed	laptime	pit	lap	Sect-1	Speed	Sect-2	Speed	Sect-3	Speed	Topspeed	laptime	pit	
1	56.786	106.0	1:25.419	103.1	30.006	100.3		2:52.211		5	51.678	110.9	1:19.919	110.2	28.969	103.6			2:40.566	
2	50.826	113.2	1:21.233	110.7	28.847	103.2		2:40.906		6	51.276	108.1	1:21.118	107.4	29.120	102.1			2:41.514	
3	49.955	112.8	1:18.409	109.1	29.383	99.9		2:37.747		7	51.015	108.1	1:19.555	113.7	28.880	103.6			2:39.450	
4	51.184	108.8	1:19.818	110.6	29.394	94.9		2:40.396		8	49.573	112.4	1:17.895	112.6	28.520	104.6			2:35.988	

88 Paul Brown (D)									MG B GT											
lap	Sect-1	Speed	Sect-2	Speed	Sect-3	Speed	TopSpeed	laptime	pit	lap	Sect-1	Speed	Sect-2	Speed	Sect-3	Speed	Topspeed	laptime	pit	
1				69.6	34.314	90.7		3:34.274		5				98.7	31.754	92.4			2:58.499	
2				96.6	31.455	91.0		2:57.497		6				93.7	31.422	92.6			2:56.352	
3				87.7	31.993	91.6		3:22.848		7				55.2					4:05.762	
4				98.3	31.481	92.9		2:55.009		8										

99 Stephen Chapman (G)									Sunbeam Harrington											
lap	Sect-1	Speed	Sect-2	Speed	Sect-3	Speed	TopSpeed	laptime	pit	lap	Sect-1	Speed	Sect-2	Speed	Sect-3	Speed	Topspeed	laptime	pit	
1	1:12.341	81.2	1:49.091	79.2	35.334	88.6		3:36.766		4	1:00.612	93.5	1:36.232	95.2	32.838	91.1			3:09.682	
2	1:02.986	92.4	1:37.036	93.7	33.452	87.7		3:13.474		5	1:00.898	91.3	1:35.116	94.8	32.367	91.3			3:08.381	
3	1:02.861	84.4	1:37.784	93.5	33.141	88.3		3:13.786		6	59.669	91.9	1:48.450	89.4	33.294	89.7			3:21.413	

199 Charles Rainford (G)									Austin Healey Lenham Sprite											
lap	Sect-1	Speed	Sect-2	Speed	Sect-3	Speed	TopSpeed	laptime	pit	lap	Sect-1	Speed	Sect-2	Speed	Sect-3	Speed	Topspeed	laptime	pit	
1				96.0	32.034			3:00.650		3				100.2	32.023				2:56.228	
2				94.9	31.875			2:56.684		4				104.0	31.776	99.8			2:51.828	




Session Start: 12:06:21 - Finish: 12:26:21
Weather/Track Conditions: Drizzle / Damp
Circuit: Silverstone Historic Grand Prix
Track Length: 5.857 Km - 3.6394 miles

Silverstone International Trophy - 21 - 22 May 2016

Historic Road Sports

Qualifying Race 6 - Best Sector Times

POS	NO	DRIVER/S	Sector 1			Sector 2			Sector 3			IDEAL LAP	BEST LAP	On
			TIME	LAP	POS	TIME	LAP	POS	TIME	LAP	POS			
1	8	John Davison	47.851	6	1	1:14.661	6	1	27.690	6	1	2:30.202	2:30.202	6
2	5	Peter Shaw	47.915	3	2	1:15.981	2	3	28.529	6	6	2:32.425	2:32.668	3
3	11	Richard Plant	48.628	4	4	1:15.634	2	2	28.328	2	3	2:32.590	2:32.929	2
4	30	Robin Pearce	48.475	8	3	1:16.516	4	4	28.148	3	2	2:33.139	2:33.372	6
5	36	Frazer Gibney	48.673	8	5	1:17.423	8	5	28.857	7	7	2:34.953	2:35.619	8
6	84	Ian Burford	49.573	8	7	1:17.895	8	7	28.520	8	5	2:35.988	2:35.988	8
7	9	Patrick Ward-Booth	49.808	8	8	1:17.495	8	6	28.479	3	4	2:35.782	2:36.434	8
8	16	Robert Rowe	49.505	5	6	1:18.853	5	8	28.915	4	8	2:37.273	2:37.366	5
9	63	Colin Sharp	51.320	7	9	1:20.533	7	9	30.007	7	9	2:41.860	2:41.860	7
10	71	Dick Coffey											2:44.975	7
11	38	James Owen	52.602	7	10	1:23.403	6	13	30.390	4	10	2:46.395	2:46.747	6
12	12	Johan Denekamp	53.456	7	12	1:22.780	7	11	30.903	6	11	2:47.139	2:47.323	7
13	2	Ian Jacobs	53.264	6	11	1:23.336	4	12	30.975	7	12	2:47.575	2:48.347	6
14	42	Michael Birch	53.716	7	13	1:25.054	6	14	31.284	6	15	2:50.054	2:51.406	6
15	199	Charles Rainford							31.776	4	21		2:51.828	4
16	50	Kristy Brooks	54.125	3	15	1:26.410	2	15	31.517	2	18	2:52.052	2:54.504	2
17	53	Adrian Gilbert	54.071	7	14	1:28.420	7	18	31.318	6	16	2:53.809	2:54.594	7
18	88	Paul Brown							31.422	6	17		2:55.009	4
19	77	Jeremy Mortimer	56.824	7	18	1:27.464	7	17	31.752	7	20	2:56.040	2:56.040	7
20	18	Bob Pomeroy	57.384	7	19	1:27.089	7	16	31.570	7	19	2:56.043	2:56.043	7
21	41	Nik Spencer	56.219	7	17	1:28.990	5	19	31.069	7	13	2:56.278	2:56.929	7
22	37	Mervyn Selwyn	56.060	4	16	1:29.136	5	20	31.239	5	14	2:56.435	2:58.504	3
23	80	John Shaw	1:00.810	2	21	1:31.748	2	21	32.682	1	23	3:05.240	3:06.487	2
24	99	Stephen Chapman	59.669	6	20	1:35.116	5	22	32.367	5	22	3:07.152	3:08.381	5
25	1	Kevin Kivlochan	1:19.687	1	22	1:22.059	2	10	40.765	2	24	3:22.511		



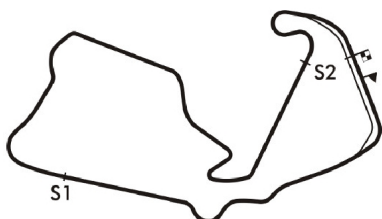
Session Start: 12:06:21 - Finish: 12:26:21
Weather/Track Conditions: Drizzle / Damp
Circuit: Silverstone Historic Grand Prix
Track Length: 5.857 Km - 3.6394 miles

Silverstone International Trophy - 21 - 22 May 2016

Historic Road Sports

Qualifying Race 6 - Best Sector Speeds

	NO	SECTOR 1	MPH	NO	SECTOR 2	MPH	NO	SECTOR 3	MPH
1	5	Peter Shaw	124.0	8	John Davison	120.9	30	Robin Pearce	112.4
2	8	John Davison	122.7	30	Robin Pearce	119.4	5	Peter Shaw	112.0
3	30	Robin Pearce	122.2	5	Peter Shaw	119.0	9	Patrick Ward-Booth	110.0
4	36	Frazer Gibney	122.0	9	Patrick Ward-Booth	118.1	8	John Davison	109.4
5	16	Robert Rowe	120.5	36	Frazer Gibney	117.7	16	Robert Rowe	109.4
6	9	Patrick Ward-Booth	120.1	11	Richard Plant	116.7	36	Frazer Gibney	108.9
7	11	Richard Plant	119.8	16	Robert Rowe	116.5	11	Richard Plant	108.7
8	63	Colin Sharp	115.1	84	Ian Burford	113.7	84	Ian Burford	104.6
9	50	Kristy Brooks	114.1	63	Colin Sharp	112.0	63	Colin Sharp	102.6
10	84	Ian Burford	113.2	53	Adrian Gilbert	106.0	37	Mervyn Selwyn	102.4
11	12	Johan Denekamp	108.6	50	Kristy Brooks	105.8	50	Kristy Brooks	101.6
12	38	James Owen	108.6	38	James Owen	105.2	12	Johan Denekamp	101.0
13	53	Adrian Gilbert	107.2	2	Ian Jacobs	104.7	199	Charles Rainford	99.8
14	37	Mervyn Selwyn	106.5	199	Charles Rainford	104.0	53	Adrian Gilbert	99.3
15	2	Ian Jacobs	106.2	37	Mervyn Selwyn	101.5	1	Kevin Kivlochan	99.0
16	42	Michael Birch	103.7	42	Michael Birch	101.1	38	James Owen	99.0
17	1	Kevin Kivlochan	102.8	12	Johan Denekamp	100.5	41	Nik Spencer	96.7
18	77	Jeremy Mortimer	100.3	88	Paul Brown	98.7	2	Ian Jacobs	96.3
19	18	Bob Pomeroy	99.9	77	Jeremy Mortimer	98.4	80	John Shaw	93.2
20	41	Nik Spencer	99.9	41	Nik Spencer	96.4	88	Paul Brown	92.9
21	80	John Shaw	96.7	18	Bob Pomeroy	95.2	42	Michael Birch	92.4
22	99	Stephen Chapman	93.5	99	Stephen Chapman	95.2	99	Stephen Chapman	91.3
23	48	Barry Ashdown	0.0	80	John Shaw	89.7	18	Bob Pomeroy	90.8
24	71	Dick Coffey	0.0	1	Kevin Kivlochan	89.2	77	Jeremy Mortimer	89.7
25	88	Paul Brown	0.0	48	Barry Ashdown	0.0	48	Barry Ashdown	0.0
26	199	Charles Rainford	0.0	71	Dick Coffey	0.0	71	Dick Coffey	0.0



Session Start: 12:06:21 - Finish: 12:26:21
Weather/Track Conditions: Drizzle / Damp
Circuit: Silverstone Historic Grand Prix
Track Length: 5.857 Km - 3.6394 miles

Silverstone International Trophy - 21 - 22 May 2016

Historic Road Sports

Race 6 - Starting Grid

Sheet No:

Start Time : 17:10 - Heat Duration : 20 Minutes

13	25	1 Kevin Kivlochan	
12	23	80 John Shaw	24 99 Stephen Chapman
11	21	41 Nik Spencer	22 37 Mervyn Selwyn
10	19	77 Jeremy Mortimer	20 18 Bob Pomeroy
9	17	53 Adrian Gilbert	18 88 Paul Brown
8	15	199 Charles Rainford	16 50 Kristy Brooks
7	13	2 Ian Jacobs	14 42 Michael Birch
6	11	38 James Owen	12 12 Johan Denekamp
5	9	63 Colin Sharp	10 71 Dick Coffey
4	7	9 Patrick Ward-Booth	8 16 Robert Rowe
3	5	36 Frazer Gibney	6 84 Ian Burford
2	3	11 Richard Plant	4 30 Robin Pearce
1	1	8 John Davison	2 5 Peter Shaw
ROW		Pole Right	

ALL RACES AT THIS EVENT WILL HAVE A ROLLING START

*Circuit: Silverstone Historic Grand Prix
Track Length: 5.857 Km - 3.6394 miles*

These results are provisional until the conclusion of any judicial and technical matters.

Clerk of the Course:

Julian Floyd

Timekeeper:

Nick Palmer

Issued at:

Silverstone International Trophy - 21 - 22 May 2016

Historic Road Sports Race 6 - Classification

Sheet No:

POS	NO	DRIVER/S	CLASS	CLASS POS	CAR MAKE / MODEL	TIME	LAPS	GAP	DIFF	MPH	BEST	ON
1	5	Peter Shaw	C	1	Lotus Elan S1	21:40.469	7	-- 7 laps --		70.52	3:03.639	6
2	8	John Davison	C	2	Lotus Elan S3	21:40.732	7	0.263	0.263	70.51	3:03.705	6
3	30	Robin Pearce	A	1	Morgan Plus 8	21:50.634	7	10.165	9.902	69.97	3:05.646	5
4	1	Kevin Kivlochan	A	2	Morgan Plus 8	22:10.881	7	30.412	20.247	68.91	3:03.826	4
5	36	Frazer Gibney	C	3	Lotus Elan S1	22:57.416	7	1:16.947	46.535	66.58	3:15.084	2
6	16	Robert Rowe	C	4	Lotus Elan S3	23:23.599	7	1:43.130	26.183	65.34	3:18.205	4
7	9	Patrick Ward-Booth	C	5	Lotus Elan	23:35.090	7	1:54.621	11.491	64.81	3:17.504	5
8	12	Johan Denekamp	C	6	Marcos 1800 GT	24:04.393	7	2:23.924	29.303	63.49	3:22.026	7
9	50	Kristy Brooks	G	1	Lotus Elan	24:04.902	7	2:24.433	0.509	63.47	3:21.036	4
10	41	Nik Spencer	D	1	MG B	24:05.543	7	2:25.074	0.641	63.44	3:21.017	4
11	80	John Shaw	D	2	Porsche 911	24:08.549	7	2:28.080	3.006	63.31	3:21.475	4
12	2	Ian Jacobs	D	3	Fiat 124 Spider	24:09.471	7	2:29.002	0.922	63.27	3:20.251	7
13	84	Ian Burford	C	7	Ginetta G4	24:30.847	7	2:50.378	21.376	62.35	3:17.091	5
14	88	Paul Brown	D	4	MG B GT	24:32.832	7	2:52.363	1.985	62.27	3:23.681	3
15	38	James Owen	B	1	Triumph TR5	24:42.149	7	3:01.680	9.317	61.88	3:28.296	6
16	18	Bob Pomeroy	C	8	Marcos 1600 GT	24:42.989	7	3:02.520	0.840	61.84	3:26.588	5
17	53	Adrian Gilbert	C	9	Lotus Elan S3	24:44.636	7	3:04.167	1.647	61.77	3:23.764	7
18	37	Mervyn Selwyn	C	10	Lotus Elan S3	24:54.875	7	3:14.406	10.239	61.35	3:26.224	6
19	42	Michael Birch	G	2	Lotus Elite	24:56.154	7	3:15.685	1.279	61.30	3:25.552	7
20	77	Jeremy Mortimer	D	5	MG B	25:04.829	7	3:24.360	8.675	60.94	3:29.102	5
21	99	Stephen Chapman	G	3	Sunbeam Harrington	25:06.150	7	3:25.681	1.321	60.89	3:28.841	6
22	63	Colin Sharp	B	2	Triumph TR5	21:45.567	6	-- 6 laps --	9.690	60.21	3:21.203	3
23	71	Dick Coffey	E	1	Turner Mk1	22:15.765	6	30.198	30.198	58.85	3:38.912	3

----- NOT CLASSIFIED -----

DNF 199	Charles Rainford	G	Austin Healey Lenham	17:57.350	5	-- 5 laps --	60.80	3:31.214	5
---------	------------------	---	----------------------	-----------	---	--------------	-------	----------	---

----- FASTEST LAP SUMMARY -----

NO	DRIVER/S	CLASS	CAR MAKE / MODEL	FASTEST LAP	ON	MPH
5	Peter Shaw	C	Lotus Elan S1	3:03.639	6	71.35
1	Kevin Kivlochan	A	Morgan Plus 8	3:03.826	4	71.27
2	Ian Jacobs	D	Fiat 124 Spider	3:20.251	7	65.43
50	Kristy Brooks	G	Lotus Elan	3:21.036	4	65.17
63	Colin Sharp	B	Triumph TR5	3:21.203	3	65.12
71	Dick Coffey	E	Turner Mk1	3:38.912	3	59.85

Session Start: 17:20:49 - Finish: 17:42:30
Weather/Track Conditions: Rain / Wet
Circuit: Silverstone Historic Grand Prix
Track Length: 5.857 Km - 3.6394 miles

These results are provisional until the conclusion of any judicial and technical matters.

Clerk of the Course: <div style="text-align: right;">Julian Floyd</div>	Timekeeper: <div style="text-align: right;">Nick Palmer</div>	Issued at:
--	--	------------

Silverstone International Trophy - 21 - 22 May 2016

Historic Road Sports

Race 6 - Sector Analysis

1 Kevin Kivlochan (A)									Morgan Plus 8										
lap	Sect-1	Speed	Sect-2	Speed	Sect-3	Speed	TopSpeed	laptime	pit	lap	Sect-1	Speed	Sect-2	Speed	Sect-3	Speed	Topspeed	laptime	pit
1		90.1	1:40.858	95.3	34.633	94.2		3:32.499		5	56.668	109.7	1:32.910	96.8	36.628	58.7		3:06.206	
2	58.064	109.3	1:34.332	93.9	34.115	94.9		3:06.511		6	59.354	103.2	1:33.325	95.3	34.557	96.1		3:07.236	
3	58.580	101.8	1:35.537	93.3	34.237	95.7		3:08.354		7	57.566	102.8	1:34.513	91.1	34.170	94.8		3:06.249	
4	57.064	106.7	1:32.625	95.6	34.137	97.0		3:03.826		8									

2 Ian Jacobs (D)									Fiat 124 Spider										
lap	Sect-1	Speed	Sect-2	Speed	Sect-3	Speed	TopSpeed	laptime	pit	lap	Sect-1	Speed	Sect-2	Speed	Sect-3	Speed	Topspeed	laptime	pit
1		91.9	1:44.395	85.5	37.386	84.4		3:34.823		5	1:03.849	93.5	1:54.019	62.4	37.635	84.0		3:35.503	
2	1:05.255	99.6	1:44.411	88.8	37.143	85.1		3:26.809		6	1:05.089	87.6	1:41.888	95.5	36.595	85.7		3:23.572	
3	1:03.467	100.8	1:42.945	78.8	38.184	86.0		3:24.596		7	1:03.668	96.1	1:41.015	91.6	35.568	85.3		3:20.251	
4	1:03.419	91.6	1:42.823	80.8	37.675	85.4		3:23.917		8									

5 Peter Shaw (C)									Lotus Elan S1										
lap	Sect-1	Speed	Sect-2	Speed	Sect-3	Speed	TopSpeed	laptime	pit	lap	Sect-1	Speed	Sect-2	Speed	Sect-3	Speed	Topspeed	laptime	pit
1		114.7	1:33.932	97.4	34.517	93.3		3:04.369		5	57.878	110.9	1:33.757	97.1	34.420	91.9		3:06.055	
2	59.192	108.2	1:34.299	91.8	34.741	93.4		3:08.232		6	57.486	111.8	1:31.933	102.6	34.220	92.2		3:03.639	
3	59.292	110.4	1:32.857	98.5	33.898	95.9		3:06.047		7	58.236	107.9	1:33.893	103.6	33.837	94.0		3:05.966	
4	58.622	114.1	1:33.571	97.1	33.968	92.4		3:06.161		8									


8 John Davison (C)									Lotus Elan S3										
lap	Sect-1	Speed	Sect-2	Speed	Sect-3	Speed	TopSpeed	laptime	pit	lap	Sect-1	Speed	Sect-2	Speed	Sect-3	Speed	Topspeed	laptime	pit
1		111.3	1:35.531	99.0	35.234	93.6		3:08.407		5	57.495	110.0	1:32.898	99.0	34.515	90.1		3:04.908	
2	59.398	108.9	1:34.307	100.5	34.489	95.0		3:08.194		6	57.931	114.1	1:32.068	108.1	33.706	89.6		3:03.705	
3	58.339	109.7	1:33.039	105.2	33.888	95.2		3:05.266		7	58.535	103.4	1:33.674	106.5	33.569	91.2		3:05.778	
4	58.274	112.2	1:32.658	103.2	33.542	94.2		3:04.474		8									

9 Patrick Ward-Booth (C)									Lotus Elan										
lap	Sect-1	Speed	Sect-2	Speed	Sect-3	Speed	TopSpeed	laptime	pit	lap	Sect-1	Speed	Sect-2	Speed	Sect-3	Speed	Topspeed	laptime	pit
1		83.8	1:49.405	84.7	37.294	86.2		3:33.954		5	1:01.758	101.4	1:40.019	97.0	35.727	90.2		3:17.504	
2	1:05.171	89.8	1:43.846	87.4	36.895	87.1		3:25.912		6	1:01.968	95.5	1:42.413	92.1	36.644	89.4		3:21.025	
3	1:02.325	93.5	1:39.728	86.7	36.009	92.6		3:18.062		7	1:02.039	104.2	1:41.425	93.6	36.134	90.6		3:19.598	
4	1:01.025	98.3	1:42.577	93.3	35.433	92.2		3:19.035		8									

12 Johan Denekamp (C)									Marcos 1800 GT										
lap	Sect-1	Speed	Sect-2	Speed	Sect-3	Speed	TopSpeed	laptime	pit	lap	Sect-1	Speed	Sect-2	Speed	Sect-3	Speed	Topspeed	laptime	pit
1		91.8	1:48.337	72.1	38.609	77.1		3:39.230		5	1:04.251	94.4	1:41.579	86.6	37.059	83.4		3:22.889	
2	1:07.800	85.9	1:45.325	86.5	37.781	82.0		3:30.906		6	1:03.961	96.4	1:42.069	90.1	36.442	86.8		3:22.472	
3	1:04.594	91.8	1:41.136	86.5	36.441	85.7		3:22.171		7	1:04.155	98.4	1:41.176	89.2	36.695	82.9		3:22.026	
4	1:05.438	92.4	1:42.133	88.9	37.128	84.6		3:24.699		8									

16 Robert Rowe (C)									Lotus Elan S3										
lap	Sect-1	Speed	Sect-2	Speed	Sect-3	Speed	TopSpeed	laptime	pit	lap	Sect-1	Speed	Sect-2	Speed	Sect-3	Speed	Topspeed	laptime	pit
1		98.5	1:39.666	93.9	36.001	90.6		3:19.536		5	1:03.435	93.7	1:40.165	100.6	36.385	90.1		3:19.985	
2	1:02.337	104.0	1:47.889	90.6	37.013	87.0		3:27.239		6	1:02.499	96.8	1:41.521	98.4	36.498	87.2		3:20.518	
3	1:02.902	100.0	1:40.867	97.0	35.998	87.5		3:19.767		7	1:03.616	98.8	1:38.963	102.1	35.770	90.0		3:18.349	
4	1:01.872	102.3	1:40.594	102.1	35.739	88.5		3:18.205		8									

18 Bob Pomeroy (C)									Marcos 1600 GT										
lap	Sect-1	Speed	Sect-2	Speed	Sect-3	Speed	TopSpeed	laptime	pit	lap	Sect-1	Speed	Sect-2	Speed	Sect-3	Speed	Topspeed	laptime	pit
1		88.0	1:51.893	82.0	37.384	80.8		3:47.100		5	1:04.895	90.4	1:44.534	86.5	37.159	83.2		3:26.588	
2	1:07.753	79.3	1:47.168	78.5	37.743	79.6		3:32.664		6	1:05.883	91.6	1:44.705	90.8	37.310	82.5		3:27.898	
3	1:06.926	83.5	1:46.254	86.9	37.248	84.4		3:30.428		7	1:07.210	89.8	1:44.524	84.9	37.165	81.1		3:28.899	
4	1:06.190	91.7	1:46.447	84.0	36.775	81.5		3:29.412		8									



Session Start: 17:20:49 - Finish: 17:42:30
Weather/Track Conditions: Rain / Wet
Circuit: Silverstone Historic Grand Prix
Track Length: 5.857 Km - 3.6394 miles

Silverstone International Trophy - 21 - 22 May 2016

Historic Road Sports

Race 6 - Sector Analysis

71 Dick Coffey (E)									Turner Mk1								
lap	Sect-1	Speed	Sect-2	Speed	Sect-3	Speed	TopSpeed	laptime pit	lap	Sect-1	Speed	Sect-2	Speed	Sect-3	Speed	Topspeed	laptime pit
1		81.9	1:55.058	79.5	40.641	69.4		3:50.433	4	1:09.880	81.4	1:51.380	83.5	38.299	80.1		3:39.559
2	1:12.679	73.4	1:49.640	83.9	38.332	80.9		3:40.651	5	1:12.147	76.3	1:51.199	78.8	38.904	77.6		3:42.250
3	1:07.800	80.8	1:52.121	78.9	38.991	77.4		3:38.912	6	1:12.233	77.4	1:51.598	79.4	40.129	75.3		3:43.960

77 Jeremy Mortimer (D)									MG B								
lap	Sect-1	Speed	Sect-2	Speed	Sect-3	Speed	TopSpeed	laptime pit	lap	Sect-1	Speed	Sect-2	Speed	Sect-3	Speed	Topspeed	laptime pit
1		83.4	1:52.672	86.7	40.156	77.6		3:53.985	5	1:07.516	91.8	1:44.643	90.7	36.943	82.2		3:29.102
2	1:10.785	87.2	1:48.915	88.5	38.024	79.1		3:37.724	6	1:06.047	94.1	1:46.424	88.5	37.570	80.1		3:30.041
3	1:08.349	86.6	1:47.998	83.7	37.837	80.7		3:34.184	7	1:06.283	91.7	1:46.003	86.7	37.862	80.3		3:30.148
4	1:06.824	92.8	1:45.283	86.9	37.538	80.6		3:29.645	8								


80 John Shaw (D)									Porsche 911								
lap	Sect-1	Speed	Sect-2	Speed	Sect-3	Speed	TopSpeed	laptime pit	lap	Sect-1	Speed	Sect-2	Speed	Sect-3	Speed	Topspeed	laptime pit
1		89.5	1:48.206	92.1	37.863	77.8		3:45.016	5	1:04.555	96.7	1:42.485	89.1	36.855	83.4		3:23.895
2	1:06.750	91.2	1:43.961	96.3	36.883	85.4		3:27.594	6	1:05.198	91.1	1:42.045	85.3	36.612	85.6		3:23.855
3	1:05.079	102.0	1:42.007	96.3	36.326	86.6		3:23.412	7	1:04.398	88.4	1:42.545	94.0	36.359	84.9		3:23.302
4	1:03.225	92.9	1:41.537	97.3	36.713	87.5		3:21.475	8								

84 Ian Burford (C)									Ginetta G4								
lap	Sect-1	Speed	Sect-2	Speed	Sect-3	Speed	TopSpeed	laptime pit	lap	Sect-1	Speed	Sect-2	Speed	Sect-3	Speed	Topspeed	laptime pit
1		103.4	2:07.439	77.9	38.357	79.6		3:48.909	5	1:03.197	102.8	1:38.516	95.9	35.378	87.0		3:17.091
2	1:06.316	95.2	1:42.454	89.7	35.607	84.6		3:24.377	6	1:01.505	96.0	1:55.105	91.6	36.686	84.9		3:33.296
3	1:23.906	84.9	1:40.447	91.7	36.095	84.9		3:40.448	7	1:04.791	98.4	1:40.565	95.7	36.601	84.0		3:21.957
4	1:04.666	96.4	1:44.109	91.9	35.994	85.6		3:24.769	8								

88 Paul Brown (D)									MG B GT								
lap	Sect-1	Speed	Sect-2	Speed	Sect-3	Speed	TopSpeed	laptime pit	lap	Sect-1	Speed	Sect-2	Speed	Sect-3	Speed	Topspeed	laptime pit
1				72.6	40.009	74.6		3:44.425	5				85.2	35.899	87.8		3:28.173
2				88.7	37.340	87.0		3:31.818	6				74.9	35.608	84.4		3:30.713
3				91.8	35.061	87.8		3:23.681	7				89.5	36.355	78.3		3:28.530
4				88.8	36.305	86.0		3:25.492	8								

99 Stephen Chapman (G)									Sunbeam Harrington								
lap	Sect-1	Speed	Sect-2	Speed	Sect-3	Speed	TopSpeed	laptime pit	lap	Sect-1	Speed	Sect-2	Speed	Sect-3	Speed	Topspeed	laptime pit
1		75.1	1:49.779	79.6	39.886	74.6		3:54.536	5	1:08.222	81.4	1:45.726	87.5	37.127	81.7		3:31.075
2	1:11.558	81.3	1:48.609	85.9	37.839	79.0		3:38.006	6	1:05.435	81.4	1:47.148	88.5	36.258	82.8		3:28.841
3	1:08.511	82.7	1:48.243	83.2	37.326	80.3		3:34.080	7	1:08.770	77.8	1:44.667	90.6	36.836	79.8		3:30.273
4	1:06.478	86.8	1:45.388	85.9	37.473	80.8		3:29.339	8								

199 Charles Rainford (G)									Austin Healey Lenham Sprite								
lap	Sect-1	Speed	Sect-2	Speed	Sect-3	Speed	TopSpeed	laptime pit	lap	Sect-1	Speed	Sect-2	Speed	Sect-3	Speed	Topspeed	laptime pit
1		97.3	1:47.583	84.5	37.895	82.5		3:40.041	4	1:08.864	83.6	1:47.093	86.4	38.501	80.5		3:34.458
2	1:07.543	89.4	1:49.518	70.4	39.831	79.5		3:36.892	5	1:07.602	94.8	1:45.466	83.4	38.146	81.7		3:31.214
3	1:07.616	84.3	1:47.754	80.3	39.375	81.7		3:34.745	6								




Session Start: 17:20:49 - Finish: 17:42:30
Weather/Track Conditions: Rain / Wet
Circuit: Silverstone Historic Grand Prix
Track Length: 5.857 Km - 3.6394 miles

Silverstone International Trophy - 21 - 22 May 2016

Historic Road Sports

Race 6 - Best Sector Times

POS	NO	DRIVER/S	Sector 1			Sector 2			Sector 3			IDEAL LAP	BEST LAP	On
			TIME	LAP	POS	TIME	LAP	POS	TIME	LAP	POS			
1	5	Peter Shaw	57.486	6	2	1:31.933	6	1	33.837	7	2	3:03.256	3:03.639	6
2	8	John Davison	57.495	5	3	1:32.068	6	2	33.542	4	1	3:03.105	3:03.705	6
3	30	Robin Pearce	57.759	6	4	1:33.466	4	4	33.891	4	3	3:05.116	3:05.646	5
4	1	Kevin Kivlochan	56.668	5	1	1:32.625	4	3	34.115	2	4	3:03.408	3:03.826	4
5	36	Frazer Gibney	1:00.191	2	5	1:38.127	6	5	36.076	5	13	3:14.394	3:15.084	2
6	16	Robert Rowe	1:01.872	4	8	1:38.963	7	7	35.739	4	11	3:16.574	3:18.205	4
7	9	Patrick Ward-Booth	1:01.025	4	6	1:39.728	3	10	35.433	4	8	3:16.186	3:17.504	5
8	12	Johan Denekamp	1:03.961	6	14	1:41.136	3	13	36.441	3	18	3:21.538	3:22.026	7
9	50	Kristy Brooks	1:03.234	4	12	1:39.344	7	8	35.150	6	6	3:17.728	3:21.036	4
10	41	Nik Spencer	1:02.720	4	9	1:40.826	7	11	35.592	3	10	3:19.138	3:21.017	4
11	80	John Shaw	1:03.225	4	11	1:41.537	4	14	36.326	3	17	3:21.088	3:21.475	4
12	2	Ian Jacobs	1:03.419	4	13	1:41.015	7	12	35.568	7	9	3:20.002	3:20.251	7
13	84	Ian Burford	1:01.505	6	7	1:38.516	5	6	35.378	5	7	3:15.399	3:17.091	5
14	88	Paul Brown							35.061	3	5		3:23.681	3
15	38	James Owen	1:06.257	6	21	1:44.572	6	19	37.205	7	22	3:28.034	3:28.296	6
16	18	Bob Pomeroy	1:04.895	5	16	1:44.524	7	18	36.775	4	20	3:26.194	3:26.588	5
17	53	Adrian Gilbert	1:04.853	7	15	1:42.638	7	15	36.273	7	16	3:23.764	3:23.764	7
18	37	Mervyn Selwyn	1:05.790	7	18	1:43.670	6	17	36.209	4	14	3:25.669	3:26.224	6
19	42	Michael Birch	1:05.915	6	19	1:42.674	7	16	36.542	7	19	3:25.131	3:25.552	7
20	77	Jeremy Mortimer	1:06.047	6	20	1:44.643	5	20	36.943	5	21	3:27.633	3:29.102	5
21	99	Stephen Chapman	1:05.435	6	17	1:44.667	7	21	36.258	6	15	3:26.360	3:28.841	6
22	63	Colin Sharp	1:02.821	3	10	1:39.411	2	9	35.965	1	12	3:18.197	3:21.203	3
23	71	Dick Coffey	1:07.800	3	23	1:49.640	2	23	38.299	4	24	3:35.739	3:38.912	3
24	199	Charles Rainford	1:07.543	2	22	1:45.466	5	22	37.895	1	23	3:30.904	3:31.214	5



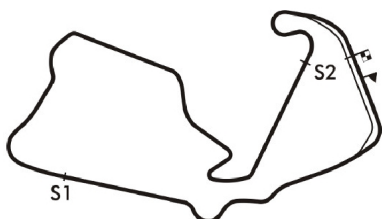
Session Start: 17:20:49 - Finish: 17:42:30
Weather/Track Conditions: Rain / Wet
Circuit: Silverstone Historic Grand Prix
Track Length: 5.857 Km - 3.6394 miles

Silverstone International Trophy - 21 - 22 May 2016

Historic Road Sports

Race 6 - Best Sector Speeds

	NO	SECTOR 1	MPH	NO	SECTOR 2	MPH	NO	SECTOR 3	MPH
1	5	Peter Shaw	114.7	8	John Davison	108.1	1	Kevin Kivlochan	97.0
2	8	John Davison	114.1	5	Peter Shaw	103.6	30	Robin Pearce	96.4
3	30	Robin Pearce	113.9	16	Robert Rowe	102.1	5	Peter Shaw	95.9
4	36	Frazer Gibney	112.8	30	Robin Pearce	101.7	8	John Davison	95.2
5	1	Kevin Kivlochan	109.7	36	Frazer Gibney	100.0	36	Frazer Gibney	94.2
6	9	Patrick Ward-Booth	104.2	53	Adrian Gilbert	98.1	9	Patrick Ward-Booth	92.6
7	16	Robert Rowe	104.0	63	Colin Sharp	97.4	16	Robert Rowe	90.6
8	84	Ian Burford	103.4	80	John Shaw	97.3	63	Colin Sharp	89.1
9	80	John Shaw	102.0	9	Patrick Ward-Booth	97.0	88	Paul Brown	87.8
10	2	Ian Jacobs	100.8	1	Kevin Kivlochan	96.8	50	Kristy Brooks	87.7
11	63	Colin Sharp	99.7	84	Ian Burford	95.9	80	John Shaw	87.5
12	12	Johan Denekamp	98.4	2	Ian Jacobs	95.5	84	Ian Burford	87.0
13	53	Adrian Gilbert	97.8	50	Kristy Brooks	93.7	12	Johan Denekamp	86.8
14	38	James Owen	97.7	42	Michael Birch	92.7	37	Mervyn Selwyn	86.3
15	42	Michael Birch	97.3	88	Paul Brown	91.8	41	Nik Spencer	86.3
16	199	Charles Rainford	97.3	18	Bob Pomeroy	90.8	2	Ian Jacobs	86.0
17	77	Jeremy Mortimer	94.1	77	Jeremy Mortimer	90.7	18	Bob Pomeroy	84.4
18	41	Nik Spencer	93.7	99	Stephen Chapman	90.6	53	Adrian Gilbert	84.0
19	37	Mervyn Selwyn	92.4	12	Johan Denekamp	90.1	99	Stephen Chapman	82.8
20	18	Bob Pomeroy	91.7	41	Nik Spencer	90.1	199	Charles Rainford	82.5
21	50	Kristy Brooks	90.4	37	Mervyn Selwyn	89.6	77	Jeremy Mortimer	82.2
22	99	Stephen Chapman	86.8	199	Charles Rainford	86.4	38	James Owen	82.1
23	71	Dick Coffey	81.9	38	James Owen	85.5	42	Michael Birch	81.0
24	88	Paul Brown	0.0	71	Dick Coffey	83.9	71	Dick Coffey	80.9



Session Start: 17:20:49 - Finish: 17:42:30
Weather/Track Conditions: Rain / Wet
Circuit: Silverstone Historic Grand Prix
Track Length: 5.857 Km - 3.6394 miles

Silverstone International Trophy - 21 - 22 May 2016

Historic Road Sports

Race 6 - Lap Chart

Lap 1			Lap 2			Lap 3			Lap 4			Lap 5			Lap 6		
NO	Behind	Laptime	NO	Behind	Laptime	NO	Behind	Laptime	NO	Behind	Laptime	NO	Behind	Laptime	NO	Behind	Laptime
5		3:04.369	5		3:08.232	5		3:06.047	5		3:06.161	5		3:06.055	5		3:03.639
8	4.038	3:08.407	8	4.000	3:08.194	8	3.219	3:05.266	8	1.532	3:04.474	8	0.385	3:04.908	8	0.451	3:03.705
30	6.876	3:11.245	30	6.431	3:07.787	30	7.939	3:07.555	30	7.602	3:05.824	30	7.193	3:05.646	30	9.492	3:05.938
36	12.400	3:16.769	36	19.252	3:15.084	1	28.716	3:08.354	1	26.381	3:03.826	1	26.532	3:06.206	1	30.129	3:07.236
16	15.167	3:19.536	1	26.409	3:06.511	36	31.258	3:18.053	36	42.820	3:17.723	36	54.522	3:17.757	36	1:06.199	3:15.316
63	19.047	3:23.416	16	34.174	3:27.239	16	47.894	3:19.767	16	59.938	3:18.205	16	1:13.868	3:19.985	16	1:30.747	3:20.518
1	28.130	3:32.499	9	47.265	3:25.912	9	59.280	3:18.062	9	1:12.154	3:19.035	9	1:23.603	3:17.504	9	1:40.989	3:21.025
9	29.585	3:33.954	2	49.031	3:26.809	2	1:07.580	3:24.596	2	1:25.336	3:23.917	12	1:49.031	3:22.889	41	2:07.816	3:22.102
2	30.454	3:34.823	12	57.535	3:30.906	41	1:13.310	3:21.491	41	1:28.166	3:21.017	41	1:49.353	3:27.242	12	2:07.864	3:22.472
38	32.631	3:37.000	41	57.866	3:26.138	12	1:13.659	3:22.171	12	1:32.197	3:24.699	80	1:50.528	3:23.895	50	2:08.794	3:21.462
12	34.861	3:39.230	38	58.068	3:33.669	80	1:17.374	3:23.412	80	1:32.688	3:21.475	50	1:50.971	3:23.793	80	2:10.744	3:23.855
199	35.672	3:40.041	50	58.785	3:27.771	50	1:18.358	3:25.620	50	1:33.233	3:21.036	2	1:54.784	3:35.503	2	2:14.717	3:23.572
42	38.960	3:43.329	80	1:00.009	3:27.594	88	1:21.276	3:23.681	88	1:40.607	3:25.492	88	2:02.725	3:28.173	88	2:29.799	3:30.713
50	39.246	3:43.615	84	1:00.685	3:24.377	38	1:24.088	3:32.067	38	1:51.090	3:33.163	84	2:04.730	3:17.091	84	2:34.387	3:33.296
41	39.960	3:44.329	88	1:03.642	3:31.818	42	1:30.857	3:30.277	84	1:53.694	3:24.769	38	2:14.322	3:29.287	38	2:38.979	3:28.296
88	40.056	3:44.425	199	1:04.332	3:36.892	18	1:31.544	3:30.428	18	1:54.795	3:29.412	18	2:15.328	3:26.588	18	2:39.587	3:27.898
80	40.647	3:45.016	42	1:06.627	3:35.899	199	1:33.030	3:34.745	42	1:56.170	3:31.474	53	2:23.582	3:27.871	53	2:46.369	3:26.426
18	42.731	3:47.100	18	1:07.163	3:32.664	53	1:33.855	3:31.684	199	2:01.327	3:34.458	199	2:26.486	3:31.214	37	2:50.853	3:26.224
84	44.540	3:48.909	53	1:08.218	3:30.685	84	1:35.086	3:40.448	53	2:01.766	3:34.072	37	2:28.268	3:30.389	42	2:56.099	3:28.139
53	45.765	3:50.134	37	1:13.391	3:33.159	37	1:41.778	3:34.434	37	2:03.934	3:28.317	42	2:31.599	3:41.484	77	3:00.178	3:30.041
71	46.064	3:50.433	71	1:18.483	3:40.651	77	1:47.245	3:34.184	77	2:10.729	3:29.645	77	2:33.776	3:29.102	99	3:01.374	3:28.841
37	48.464	3:52.833	77	1:19.108	3:37.724	99	1:47.974	3:34.080	99	2:11.152	3:29.339	99	2:36.172	3:31.075			
77	49.616	3:53.985	99	1:19.941	3:38.006	71	1:51.348	3:38.912	71	2:24.746	3:39.559	63	2:47.901	3:26.328			
99	50.167	3:54.536	63	1:53.951	4:43.136	63	2:09.107	3:21.203	63	2:27.628	3:24.682	71	3:00.941	3:42.250			

Session Start: 17:20:49 - Finish: 17:42:30

Weather/Track Conditions: Rain / Wet

Circuit: Silverstone Historic Grand Prix

Track Length: 5.857 Km - 3.6394 miles

Silverstone International Trophy - 21 - 22 May 2016

Historic Road Sports

Race 6 - Lap Chart

Lap 7		
NO	Behind	Laptime
5		3:05.966
8	0.263	3:05.778
63	1 LAP	3:26.802
30	10.165	3:06.639
1	30.412	3:06.249
71	1 LAP	3:43.960
36	1:16.947	3:16.714
16	1:43.130	3:18.349
9	1:54.621	3:19.598
12	2:23.924	3:22.026
50	2:24.433	3:21.605
41	2:25.074	3:23.224
80	2:28.080	3:23.302
2	2:29.002	3:20.251
84	2:50.378	3:21.957
88	2:52.363	3:28.530
38	3:01.680	3:28.667
18	3:02.520	3:28.899
53	3:04.167	3:23.764
37	3:14.406	3:29.519
42	3:15.685	3:25.552
77	3:24.360	3:30.148
99	3:25.681	3:30.273

Session Start: 17:20:49 - Finish: 17:42:30
Weather/Track Conditions: Rain / Wet
Circuit: Silverstone Historic Grand Prix
Track Length: 5.857 Km - 3.6394 miles

Silverstone International Trophy - 21 - 22 May 2016

GT & Sports Car Cup Qualifying for Race 7 - Classification

Sheet No:

POS	NO	DRIVER/S	CLASS	CLASS POS	CAR MAKE / MODEL	TIME	ON	LAPS	GAP	DIFF	MPH
1	90	Pearson-Pearson	GT4	1	Jaquar E-type	2:25.842	10	10			89.84
2	18	Wood-Nuthall	SP2	1	Lister Jaquar	2:25.957	3	9	0.115	0.115	89.76
3	91	Thomas-Lockie	GT4	2	Jaquar E-type	2:26.279	4	9	0.437	0.322	89.57
4	89	Nolte-Stippler	GT4	3	Jaquar E-type	2:27.981	3	10	2.139	1.702	88.54
5	79	Von Oeynhaus-Stippler	GT4	4	Jaquar E-type	2:28.133	10	10	2.291	0.152	88.45
6	75	Voyazides-Wolfe	GT4	5	AC Cobra 289	2:29.630	5	10	3.788	1.497	87.56
7	2	Bryant-Bryant	GT4	6	AC Cobra 289	2:29.838	10	10	3.996	0.208	87.44
8	82	Clark-McCaig	GT4	7	Jaquar E-type	2:31.349	3	7	5.507	1.511	86.57
9	86	Hunt-Blakeney-Edwards	GT4	8	Jaquar E-type	2:32.494	10	10	6.652	1.145	85.92
10	84	Read Gomm	GT4	9	Jaquar E-type	2:34.630	5	5	8.788	2.136	84.73
11	53	Welch-Corfield	GT3	1	Austin Healey 3000	2:35.737	4	10	9.895	1.107	84.13
12	98	Nick Sleep	GT4	10	Shelby Mustang GT50	2:37.621	7	8	11.779	1.884	83.12
13	64	Emberson-Wykeham	GT3	2	Morgan Plus 4 SLR	2:38.016	10	10	12.174	0.395	82.91
14	47	Paul-Bourne	GT2	1	TVR Grantura Mk3	2:38.627	4	10	12.785	0.611	82.59
15	15	Cooke-Hancock	SP2	2	Lotus 15 15	2:39.268	9	9	13.426	0.641	82.26
16	56	Clarkson-Smithies	GT3	3	Austin Healey 3000	2:39.372	3	10	13.530	0.104	82.21
17	4	Mogridge-Foster	GT4	11	Jaquar E-type	2:39.727	4	10	13.885	0.355	82.03
18	61	Simon Orebi Gann	GT3	4	Morgan Plus 4 SLR	2:40.945	9	9	15.103	1.218	81.41
19	94	Williams-Wilson	GT4	12	Jaquar E-type	2:41.341	4	10	15.499	0.396	81.21
20	36	Bridges-Fielden	GT4	13	AC Cobra 289	2:41.498	10	10	15.656	0.157	81.13
21	5	Reid-Montgomery	SP1	1	Lola Mk1	2:41.833	3	9	15.991	0.335	80.96
22	100	Scholey-Finburgh	GT4	14	Jaquar XK150	2:41.878	3	10	16.036	0.045	80.94
23	92	Neil Merry	GT4	15	Sunbeam Tiger	2:42.215	7	10	16.373	0.337	80.77
24	52	Harris-Barnes	GT3	5	Austin Healey 3000	2:42.398	10	10	16.556	0.183	80.68
25	57	Knight-Knight	GT3	6	Austin Healey 3000	2:42.724	6	8	16.882	0.326	80.52
26	33	Hans Huebner	GT4	16	Jaquar E-type	2:42.988	5	10	17.146	0.264	80.38
27	66	Wood-Wood	GT3	7	Jaquar E-type	2:44.149	2	9	18.307	1.161	79.82
28	1	Lambert-Lambert	GT2	2	MG B	2:45.791	6	9	19.949	1.642	79.03
29	59	Worthington-Midgley	GT3	8	Austin Healey 3000	2:45.948	4	10	20.106	0.157	78.95
30	96	Phillippe Lambilliotte	GT4	17	Lotus Elan	2:46.702	10	10	20.860	0.754	78.59
31	35	King-Plant	GT2	3	Morgan Plus 4 Super Sports	2:47.310	4	10	21.468	0.608	78.31
32	50	Elstrop-Elstrop	GT2	4	TVR Grantura Mk3	2:47.445	10	10	21.603	0.135	78.25
33	23	Michael Birch	GT1	1	Lotus Elite	2:48.848	8	8	23.006	1.403	77.59
34	55	Bianchi-Bianchi	GT3	9	Austin Healey 3000	2:48.940	9	9	23.098	0.092	77.55
35	45	Paton-McEwen	GT2	5	Porsche 911	2:49.373	7	9	23.531	0.433	77.35
36	12	Tyzack-Taylor	SP2	3	Kellison J4R	2:49.539	6	10	23.697	0.166	77.28
37	43	Galliers	GT2	6	Porsche 911	2:50.309	3	9	24.467	0.770	76.93
38	65	Hall-O'Shea	GT3	10	Jaquar E-type	2:51.062	9	9	25.220	0.753	76.59
39	68	Marc Gordon	GT3	11	Jaquar XK150	2:51.322	10	10	25.480	0.260	76.47
40	24	Davison-Davison	GT1	2	Lotus Elite	2:53.680	6	8	27.838	2.358	75.44
41	26	Bason-Bason	GT1	3	Lotus Elite	2:54.620	9	9	28.778	0.940	75.03
42	30	B Binfield-S Binfield	GT2	7	Gilbern 1800GT	3:02.450	2	2	36.608	7.830	71.81
43	20	Kevin Kivlochan	GT1	4	AC Ace	3:02.665	9	9	36.823	0.215	71.73
44	34	Phillips-Phillips	GT2	8	MG B	3:03.718	9	9	37.876	1.053	71.31
45	8	Yates-Twyman	SP1	2	Lotus 11	3:19.275	4	8	53.433	15.557	65.75

Cars 35 & 96 require working transponders - Regulation Q.12.2.1 refers.

Session Start: 12:33:29 - Finish: 13:05:16

Weather/Track Conditions: Drizzle / Damp

Circuit: Silverstone Historic Grand Prix

Track Length: 5.857 Km - 3.6394 miles

ALL RACES AT THIS EVENT WILL HAVE A ROLLING START

These results are provisional until the conclusion of any judicial and technical matters.

Clerk of the Course: <p style="text-align: right;">Julian Floyd</p>	Timekeeper: <p style="text-align: right;">Nick Palmer</p>	Issued at:
--	--	------------

Silverstone International Trophy - 21 - 22 May 2016

GT & Sports Car Cup

Qualifying for Race 7 - Sector Analysis

1 Lambert-Lambert (GT2)									MG B								
lap	Sect-1	Speed	Sect-2	Speed	Sect-3	Speed	TopSpeed	laptime pit	lap	Sect-1	Speed	Sect-2	Speed	Sect-3	Speed	Topspeed	laptime pit
1	1:16.982	83.0	1:48.176	85.5	37.889	83.2		3:43.047	6	52.543	107.5	1:22.823	106.2	30.425	96.9		2:45.791
2	1:07.463	89.1	1:45.874	86.7	37.637	81.6		3:30.974	7	1:03.652	71.2	2:57.819	26.9	44.459	86.4		4:45.930
3	1:10.021	89.6	1:45.442	87.6				3:39.486	8	1:06.164	67.9	1:39.863	77.3	35.944	93.7		3:21.971
4	Out	106.2	1:25.854	101.5	31.728	96.3		4:25.984 P	9	53.412	110.9	1:25.699	104.7	30.449	96.9		2:49.560
5	53.854	108.2	1:24.178	105.5	30.533	96.3		2:48.565	10								

2 Bryant-Bryant (GT4)									AC Cobra 289								
lap	Sect-1	Speed	Sect-2	Speed	Sect-3	Speed	TopSpeed	laptime pit	lap	Sect-1	Speed	Sect-2	Speed	Sect-3	Speed	Topspeed	laptime pit
1	1:10.972	83.0	1:35.662	81.0	34.799	93.3		3:21.433	6	Out	128.8	1:19.289	119.6	27.660	120.5		3:50.375 P
2	54.774	112.6	1:25.353	95.1	31.302	104.6		2:51.429	7	46.721	136.1	1:14.232	87.0	36.376	79.1		2:37.329
3	51.618	121.6	1:20.330	106.0	29.483	110.9		2:41.431	8	58.043	102.6	2:51.756	26.9	47.990	72.7		4:37.789
4	50.607	122.2	1:20.724	100.5	29.998	108.0		2:41.329	9	1:00.169	81.5	1:41.956	74.3	32.787	119.1		3:14.912
5	50.456	120.5	1:24.472	104.4				2:53.380	10	46.636	138.9	1:15.360	119.6	27.842	120.9		2:29.838


4 Mogrige-Foster (GT4)									Jaguar E-type								
lap	Sect-1	Speed	Sect-2	Speed	Sect-3	Speed	TopSpeed	laptime pit	lap	Sect-1	Speed	Sect-2	Speed	Sect-3	Speed	Topspeed	laptime pit
1	1:00.616	111.1	1:27.936	93.7	31.936	103.2		3:00.488	6	Out	117.7	1:23.463	104.4	30.888	108.0		4:11.358 P
2	51.979	118.8	1:23.547	114.3	29.861	106.4		2:45.387	7	50.093	117.5	1:21.468	103.2	31.069	101.8		2:42.630
3	51.249	102.5	1:21.615	113.7	29.861	107.6		2:42.725	8	1:01.027	67.8	2:58.775	26.3				4:46.177
4	50.100	121.8	1:20.055	114.3	29.572	107.6		2:39.727	9	Out	66.1	1:43.366	84.1	30.954	108.3		4:22.278 P
5	50.328	118.8	1:23.553	105.8				2:53.283	10	49.439	127.1	1:22.125	110.4	30.233	108.9		2:41.797

5 Reid-Montgomery (SP1)									Lola Mk1								
lap	Sect-1	Speed	Sect-2	Speed	Sect-3	Speed	TopSpeed	laptime pit	lap	Sect-1	Speed	Sect-2	Speed	Sect-3	Speed	Topspeed	laptime pit
1	59.481	105.8	1:32.363	65.0	35.973	99.5		3:07.817	6	57.795	103.9	1:30.354	101.8	33.079	94.6		3:01.228
2	55.707	92.9	3:05.825	87.4	30.207	99.0		4:31.739	7	58.593	95.7	2:49.009	28.6	44.038	86.1		4:31.640
3	50.026	109.3	1:21.566	107.5	30.241	101.5		2:41.833	8	1:04.942	70.7	1:42.285	88.7	34.003	91.5		3:21.230
4	49.470	111.5	1:19.962	110.0				2:51.682	9	56.262	107.9	1:29.030	103.2	31.897	95.3		2:57.189
5	Out	101.8	1:30.297	101.1	31.898	95.0		4:42.167 P	10								

8 Yates-Twyman (SP1)									Lotus 11								
lap	Sect-1	Speed	Sect-2	Speed	Sect-3	Speed	TopSpeed	laptime pit	lap	Sect-1	Speed	Sect-2	Speed	Sect-3	Speed	Topspeed	laptime pit
1	1:11.911	92.7	1:41.693	87.3	35.534	86.6		3:29.138	5	1:02.699	87.4	1:41.148	77.7				3:30.774
2	1:04.449	88.3	1:42.161	82.2	36.035	83.0		3:22.645	6	Out	98.0	1:25.981	82.7	37.534	73.2		4:25.578 P
3	1:05.985	86.7	1:41.425	79.2	36.162	81.7		3:23.572	7	1:02.059	92.7	2:22.246	25.4	43.724	73.7		4:08.029
4	1:06.895	85.5	1:37.329	90.7	35.051	84.7		3:19.275	8	1:06.726	78.2	1:46.284	48.6				3:31.548

12 Tyzack-Taylor (SP2)									Kellison J4R								
lap	Sect-1	Speed	Sect-2	Speed	Sect-3	Speed	TopSpeed	laptime pit	lap	Sect-1	Speed	Sect-2	Speed	Sect-3	Speed	Topspeed	laptime pit
1	1:01.206	110.4	1:31.634	89.5	33.737	101.6		3:06.577	6	52.677	112.4	1:25.856	106.4	31.006	107.5		2:49.539
2	55.221	107.2	1:24.691	107.4	32.116	107.6		2:52.028	7	51.741	119.0	1:27.188	108.6	30.911	98.3		2:49.840
3	53.315	117.7	1:26.888	104.0	32.870	105.2		2:53.073	8	53.054	112.0	2:22.859	22.4	44.730	72.0		4:00.643
4	52.856	105.5	1:24.655	98.3				2:58.022	9	1:06.429	84.6	1:46.043	64.5	31.209	102.9		3:23.681
5	Out	101.5	1:42.870	110.4	32.164	100.6		4:41.649 P	10	52.923	112.4	1:27.369	108.8	32.008	101.6		2:52.300

15 Cooke-Hancock (SP2)									Lotus 15 15								
lap	Sect-1	Speed	Sect-2	Speed	Sect-3	Speed	TopSpeed	laptime pit	lap	Sect-1	Speed	Sect-2	Speed	Sect-3	Speed	Topspeed	laptime pit
1	1:06.991	98.3	1:36.686	96.4	32.365	99.8		3:16.042	6	51.828	125.9	1:18.918	109.1	30.667	111.8		2:41.413
2	53.596	113.6	1:26.772	109.5	31.016	102.1		2:51.384	7	1:16.879	48.4	3:10.044	36.7	43.615	60.2		5:10.538
3	51.740	116.1	1:22.883	106.0	30.674	104.6		2:45.297	8	1:14.960	68.5	1:39.566	76.8	33.417	103.2		3:27.943
4	52.222	114.5	1:25.688	100.6				2:57.632	9	50.253	128.6	1:19.160	108.1	29.855	111.1		2:39.268
5	Out	122.5	1:23.274	94.9	31.336	106.9		4:55.562 P	10								



Silverstone International Trophy - 21 - 22 May 2016

GT & Sports Car Cup

Qualifying for Race 7 - Sector Analysis

18 Wood-Nuthall (SP2)									Lister Jaguar										
lap	Sect-1	Speed	Sect-2	Speed	Sect-3	Speed	TopSpeed	laptime	pit	lap	Sect-1	Speed	Sect-2	Speed	Sect-3	Speed	Topspeed	laptime	pit
1	54.942	125.7	1:20.654	120.9	29.032	114.4		2:44.628		6	Out	133.7	1:17.282	122.0	27.947	115.6		3:48.998	P
2	46.216	136.1	1:13.021	118.6	27.744	119.1		2:26.981		7	46.224	133.9	1:16.122	122.2	27.800	116.0		2:30.146	
3	45.662	135.0	1:12.625	124.7	27.670	115.4		2:25.957		8	47.560	133.7	1:16.033	58.9	41.189	78.9		2:44.782	
4	49.711	125.9	1:16.740	110.2	30.297	117.4		2:36.748		9	1:06.251	90.1	2:22.428	26.5				4:20.943	
5	45.323	135.3	1:14.678	117.5				2:37.770		10									

20 Kevin Kivlochan (GT1)									AC Ace										
lap	Sect-1	Speed	Sect-2	Speed	Sect-3	Speed	TopSpeed	laptime	pit	lap	Sect-1	Speed	Sect-2	Speed	Sect-3	Speed	Topspeed	laptime	pit
1	1:10.289	86.8	1:41.657	82.5	36.980	83.1		3:28.926		6	58.554	96.1	1:31.045	93.1	33.779	88.2		3:03.378	
2	1:02.798	90.7	1:38.410	86.9	36.187	84.2		3:17.395		7	1:14.571	46.6	3:10.473	34.3	42.853	64.0		5:07.897	
3	1:01.346	94.7	1:36.764	88.7	35.457	85.9		3:13.567		8	1:14.613	67.6	1:42.146	90.2	34.543	88.9		3:31.302	
4	1:02.307	91.3	1:35.560	90.1	35.168	86.3		3:13.035		9	58.137	99.3	1:30.963	94.5	33.565	89.4		3:02.665	
5	59.459	95.6	1:32.830	91.9	34.349	86.5		3:06.638		10									

23 Michael Birch (GT1)									Lotus Elite										
lap	Sect-1	Speed	Sect-2	Speed	Sect-3	Speed	TopSpeed	laptime	pit	lap	Sect-1	Speed	Sect-2	Speed	Sect-3	Speed	Topspeed	laptime	pit
1	Out	98.4	1:28.809	95.7	32.396	90.0		2:55.417		5	54.209	103.1	1:40.502	56.5	41.139	64.4		3:15.850	
2	54.504	101.7	1:24.280	101.2	32.039	90.8		2:50.823		6	1:03.000	91.3	2:23.032	26.8	49.911	69.2		4:15.943	
3	55.180	102.6	1:24.371	100.2	31.343	91.6		2:50.894		7	1:03.933	75.4	1:46.486	80.0	31.968	91.0		3:22.387	
4	54.969	102.6	1:24.384	100.3	31.438	91.2		2:50.791		8	53.761	102.8	1:24.148	100.2	30.939	92.4		2:48.848	


24 Davison-Davison (GT1)									Lotus Elite										
lap	Sect-1	Speed	Sect-2	Speed	Sect-3	Speed	TopSpeed	laptime	pit	lap	Sect-1	Speed	Sect-2	Speed	Sect-3	Speed	Topspeed	laptime	pit
1	1:05.391	100.2	1:37.258	99.3	33.398	92.4		3:16.047		5	Out	100.8	1:28.952	98.3	32.052	93.3		4:50.398	P
2	58.790	104.0	1:34.907	100.9	33.221	92.1		3:06.918		6	54.579	103.6	1:24.644	93.6	34.457	90.7		2:53.680	
3	57.597	105.0	1:33.402	92.1	33.467	91.1		3:04.466		7	58.005	86.4	2:50.872	26.7	49.823	74.1		4:38.700	
4	57.040	104.9	1:32.713	97.8				3:12.023		8	1:00.678	75.9	1:40.936	78.8				3:21.480	

26 Bason-Bason (GT1)									Lotus Elite										
lap	Sect-1	Speed	Sect-2	Speed	Sect-3	Speed	TopSpeed	laptime	pit	lap	Sect-1	Speed	Sect-2	Speed	Sect-3	Speed	Topspeed	laptime	pit
1	1:04.920	102.0	1:35.299	90.9	35.204	89.0		3:15.423		6	57.108	106.5	1:28.506	90.3	33.316	96.1		2:58.930	
2	1:00.575	100.0	1:36.635	98.7	33.249	92.9		3:10.459		7	59.130	80.4	2:50.377	27.5	47.212	85.0		4:36.719	
3	56.742	107.0	1:30.081	102.6	33.264	93.3		3:00.087		8	1:02.397	67.4	1:41.689	80.1	34.152	93.4		3:18.238	
4	56.401	106.7	1:28.959	100.9				3:09.694		9	54.744	110.2	1:27.476	102.0	32.400	96.1		2:54.620	
5	Out	103.7	1:33.160	87.4	34.658	90.7		4:48.929	P	10									

30 B Binfield-S Binfield (GT2)									Gilbern 1800GT										
lap	Sect-1	Speed	Sect-2	Speed	Sect-3	Speed	TopSpeed	laptime	pit	lap	Sect-1	Speed	Sect-2	Speed	Sect-3	Speed	Topspeed	laptime	pit
1	1:04.153	96.0	1:34.306	91.6	33.813	89.4		3:12.272		2	58.462	98.7	1:30.073	94.5	33.915	89.6		3:02.450	

33 Hans Huebner (GT4)									Jaguar E-type										
lap	Sect-1	Speed	Sect-2	Speed	Sect-3	Speed	TopSpeed	laptime	pit	lap	Sect-1	Speed	Sect-2	Speed	Sect-3	Speed	Topspeed	laptime	pit
1	1:07.539	104.7	1:31.215	99.0	33.384	96.7		3:12.138		6	51.605	125.2	1:22.785	94.4				2:52.539	
2	55.261	114.9	1:26.209	105.8	31.492	100.3		2:52.962		7	Out	124.0	1:22.989	95.5	36.644	70.9		4:14.981	P
3	52.209	128.6	1:22.242	110.4	30.863	106.4		2:45.314		8	1:01.564	96.8	2:23.327	28.2	45.330	88.5		4:10.221	
4	51.551	121.6	1:21.935	109.7	30.627	107.6		2:44.113		9	1:04.633	90.7	1:46.563	56.6	35.574	100.3		3:26.770	
5	50.573	123.4	1:22.599	108.2	29.816	103.9		2:42.988		10	51.970	120.7	1:22.607	114.9	29.868	100.3		2:44.445	

34 Phillips-Phillips (GT2)									MG B										
lap	Sect-1	Speed	Sect-2	Speed	Sect-3	Speed	TopSpeed	laptime	pit	lap	Sect-1	Speed	Sect-2	Speed	Sect-3	Speed	Topspeed	laptime	pit
1	1:08.623	87.6	1:43.640	89.7	34.556	90.6		3:26.819		6	Out	99.6	1:36.196	54.9	40.698	69.6		4:45.385	P
2	1:00.413	98.8	1:36.137	89.0	34.388	90.3		3:10.938		7	1:06.020	98.5	2:20.997	24.0	48.848	64.5		4:15.865	
3	1:05.317	93.7	1:35.800	92.4	33.709	91.7		3:14.826		8	1:07.852	70.1	1:44.732	71.4	35.671	90.2		3:28.255	
4	58.612	98.3	1:35.335	88.0	34.090	90.7		3:08.037		9	57.162	103.9	1:33.684	100.3	32.872	92.5		3:03.718	
5	58.958	100.8	1:33.066	90.6				3:17.245		10									



Silverstone International Trophy - 21 - 22 May 2016

GT & Sports Car Cup

Qualifying for Race 7 - Sector Analysis

35 King-Plant (GT2)									Morgan Plus 4 Super Sports								
lap	Sect-1	Speed	Sect-2	Speed	Sect-3	Speed	TopSpeed	laptime pit	lap	Sect-1	Speed	Sect-2	Speed	Sect-3	Speed	Topspeed	laptime pit
1								3:17.134	6			In		In			4:04.148 P
2								2:52.149	7								2:54.175
3								2:50.569	8								4:37.467
4								2:47.310	9								3:18.998
5								2:59.446	10								2:48.151

36 Bridges-Fielden (GT4)									AC Cobra 289								
lap	Sect-1	Speed	Sect-2	Speed	Sect-3	Speed	TopSpeed	laptime pit	lap	Sect-1	Speed	Sect-2	Speed	Sect-3	Speed	Topspeed	laptime pit
1	1:08.952	98.1	1:40.130	85.4	36.175	94.9		3:25.257	6	Out	107.0	1:25.648	105.7	31.485	98.2		4:08.380 P
2	59.015	98.8	1:31.955	97.3	32.160	100.7		3:03.130	7	50.236	120.9	1:27.483	51.1	41.600	70.6		2:59.319
3				108.6	30.020	107.1		2:44.001	8	1:05.803	91.4	2:21.785	25.9	48.909	68.9		4:16.497
4	50.753	118.4	1:20.354	105.5	30.975	101.6		2:42.082	9	1:06.483	72.7	1:46.197	58.6	32.231	102.1		3:24.911
5	51.202	120.7	1:23.557	93.9				2:52.600	10	49.691	112.8	1:21.446	100.9	30.361	102.4		2:41.498


43 Galliers Pratt-Blakeney-Edwards (GT2)									Porsche 911								
lap	Sect-1	Speed	Sect-2	Speed	Sect-3	Speed	TopSpeed	laptime pit	lap	Sect-1	Speed	Sect-2	Speed	Sect-3	Speed	Topspeed	laptime pit
1	1:02.802	108.4	1:28.679	95.7	32.496	96.3		3:03.977	6	59.692	101.1	1:31.456	88.5	34.565	92.8		3:05.713
2	54.541	110.6	1:25.411	103.4	32.396	94.4		2:52.348	7	1:05.083	59.5	3:09.885	28.4	42.543	82.6		4:57.511
3	54.661	111.5	1:23.645	107.7	32.003	95.7		2:50.309	8	1:08.622	72.5	1:43.562	78.9	34.884	94.6		3:27.068
4	53.733	110.6	1:25.427	97.3				2:59.417	9	57.353	103.9	1:30.135	97.3	33.714	94.2		3:01.202
5	Out	92.4	1:37.149	77.1	35.872	88.8		5:00.996 P	10								

45 Paton-McEwen (GT2)									Porsche 911								
lap	Sect-1	Speed	Sect-2	Speed	Sect-3	Speed	TopSpeed	laptime pit	lap	Sect-1	Speed	Sect-2	Speed	Sect-3	Speed	Topspeed	laptime pit
1	1:08.965	108.8	1:29.564	100.2	31.813	98.7		3:10.342	6	Out	110.7	1:24.251	107.9	31.109	98.0		4:41.323 P
2	54.703	111.3	1:26.777	102.6	32.145	98.3		2:53.625	7	52.757	111.5	1:24.717	103.2	31.899	95.6		2:49.373
3	54.660	111.1	1:25.472	105.5	31.821	98.3		2:51.953	8	58.948	97.7	2:04.702	21.0				3:55.500
4	54.360	111.7	1:25.152	106.4	31.280	97.6		2:50.792	9	Out	110.9	1:24.213	107.0	31.169	96.9		4:14.235 P
5	54.156	111.8	1:25.188	110.0				2:57.385	10								

47 Paul-Bourne (GT2)									TVR Grantura Mk3								
lap	Sect-1	Speed	Sect-2	Speed	Sect-3	Speed	TopSpeed	laptime pit	lap	Sect-1	Speed	Sect-2	Speed	Sect-3	Speed	Topspeed	laptime pit
1	1:01.760	110.2	1:28.827	93.6	32.525	101.8		3:03.112	6	49.905	116.5	1:18.996	112.6	30.109	103.2		2:39.010
2	53.232	113.2	1:21.471	107.5	30.667	103.7		2:45.370	7	50.764	116.1	1:23.620	95.7				2:54.390
3	51.281	116.3	1:19.769	110.0	30.091	102.9		2:41.141	8	Out	101.7	3:00.916	27.6	42.393	86.1		5:54.729 P
4	50.115	115.9	1:18.760	113.2	29.752	103.7		2:38.627	9	1:07.875	84.4	1:43.595	73.5	34.124	100.3		3:25.594
5	49.847	116.1	1:21.297	105.7	30.168	103.7		2:41.312	10	53.473	117.5	1:23.588	112.2	31.679	103.4		2:48.740

50 Elstrop-Elstrop (GT2)									TVR Grantura Mk3								
lap	Sect-1	Speed	Sect-2	Speed	Sect-3	Speed	TopSpeed	laptime pit	lap	Sect-1	Speed	Sect-2	Speed	Sect-3	Speed	Topspeed	laptime pit
1	1:04.241	99.0	1:38.291	96.1	32.945	95.0		3:15.477	6	54.800	110.7	1:25.929	106.9				2:59.366
2	56.533	107.9	1:30.990	105.0	31.404	98.2		2:58.927	7	Out	105.8	1:31.626	51.6	41.217	67.3		4:10.309 P
3	55.521	108.6	1:27.668	106.4	31.201	98.3		2:54.390	8	1:03.708	96.4	2:23.215	25.2	49.175	60.6		4:16.098
4	55.781	109.1	1:28.557	103.6	31.903	97.6		2:56.241	9	1:04.779	65.2	1:46.306	75.5	32.956	97.4		3:24.041
5	55.418	107.7	1:29.042	103.9	31.250	97.7		2:55.710	10	53.394	105.5	1:23.766	108.8	30.285	98.3		2:47.445

52 Harris-Barnes (GT3)									Austin Healey 3000								
lap	Sect-1	Speed	Sect-2	Speed	Sect-3	Speed	TopSpeed	laptime pit	lap	Sect-1	Speed	Sect-2	Speed	Sect-3	Speed	Topspeed	laptime pit
1	1:03.147	97.3	1:30.455	98.3	32.716	98.7		3:06.318	6	51.121	117.9	1:25.754	105.7				2:55.081
2	55.172	107.9	1:26.098	103.7	31.696	105.7		2:52.966	7	Out	112.2	1:22.419	108.6	30.600	107.3		4:41.230 P
3	52.365	118.8	1:22.561	104.5	31.418	104.1		2:46.344	8	54.946	84.0	2:25.647	27.4	45.148	76.7		4:05.741
4	51.571	116.1	1:21.971	102.6	31.339	106.6		2:44.881	9	1:03.689	81.6	1:47.718	64.2	31.953	102.6		3:23.360
5	51.384	119.6	1:22.818	109.5	30.628	106.9		2:44.830	10	50.676	117.3	1:21.393	107.7	30.329	107.1		2:42.398



Session Start: 12:33:29 - Finish: 13:05:16
 Weather/Track Conditions: Drizzle / Damp
 Circuit: Silverstone Historic Grand Prix
 Track Length: 5.857 Km - 3.6394 miles

Silverstone International Trophy - 21 - 22 May 2016

GT & Sports Car Cup

Qualifying for Race 7 - Sector Analysis

53 Welch-Corfield (GT3)									Austin Healey 3000								
lap	Sect-1	Speed	Sect-2	Speed	Sect-3	Speed	TopSpeed	laptime pit	lap	Sect-1	Speed	Sect-2	Speed	Sect-3	Speed	Topspeed	laptime pit
1	58.670	116.5	1:26.894	106.7	30.975	108.2		2:56.539	6	Out	112.2	1:26.744	93.1	33.604	96.9		3:59.343 P
2	50.841	122.9	1:17.773	118.6	28.989	108.9		2:37.603	7	53.992	117.5	1:23.086	105.5	30.679	105.2		2:47.757
3	48.898	122.0	1:17.654	115.1	29.257	108.5		2:35.809	8	1:13.944	44.6	3:11.574	30.3	41.705	61.9		5:07.223
4	48.439	123.1	1:17.438	114.5	29.860	108.5		2:35.737	9	1:14.497	66.6	1:42.445	84.2	33.547	98.7		3:30.489
5	48.320	123.8	1:19.805	106.0				2:50.926	10	52.534	115.3	1:22.301	108.8	30.613	103.9		2:45.448

55 Bianchi-Bianchi (GT3)									Austin Healey 3000								
lap	Sect-1	Speed	Sect-2	Speed	Sect-3	Speed	TopSpeed	laptime pit	lap	Sect-1	Speed	Sect-2	Speed	Sect-3	Speed	Topspeed	laptime pit
1	1:11.754	88.9	1:42.085	86.6	36.777	90.6		3:30.616	6	52.722	116.5	1:27.019	100.5	31.042	105.4		2:50.783
2	1:00.763	99.3	1:37.360	87.4	34.825	98.3		3:12.948	7	54.835	100.2	2:55.220	27.8	43.824	85.2		4:33.879
3	57.686	102.0	1:32.940	94.9	34.243	97.6		3:04.869	8	1:05.304	71.2	1:40.566	81.6	33.660	102.3		3:19.530
4	57.682	101.2	1:33.267	93.9				3:12.995	9	52.983	116.7	1:25.224	109.3	30.733	102.9		2:48.940
5	Out	114.9	1:24.410	106.9	30.889	105.2		4:42.187 P	10								


56 Clarkson-Smithies (GT3)									Austin Healey 3000								
lap	Sect-1	Speed	Sect-2	Speed	Sect-3	Speed	TopSpeed	laptime pit	lap	Sect-1	Speed	Sect-2	Speed	Sect-3	Speed	Topspeed	laptime pit
1	1:00.142	114.1	1:26.067	108.2	31.280	105.2		2:57.489	6	Out	113.2	1:25.668	97.5	30.913	106.4		4:21.565 P
2	51.304	121.4	1:21.391	112.6	30.143	109.4		2:42.838	7	51.968	114.7	1:21.729	109.5	30.422	102.6		2:44.119
3	49.973	120.7	1:19.357	114.1	30.042	105.2		2:39.372	8	1:01.492	67.3	2:58.323	26.1	45.265	72.8		4:45.080
4	49.612	116.9	1:21.054	108.6	30.110	106.9		2:40.776	9	1:05.191	71.6	1:40.758	79.1	34.178	103.1		3:20.127
5	49.688	108.6	1:20.410	109.1				2:46.085	10	52.207	122.2	1:20.832	111.5	30.545	106.1		2:43.584

57 Knight-Knight (GT3)									Austin Healey 3000								
lap	Sect-1	Speed	Sect-2	Speed	Sect-3	Speed	TopSpeed	laptime pit	lap	Sect-1	Speed	Sect-2	Speed	Sect-3	Speed	Topspeed	laptime pit
1	1:09.415	95.9	1:34.330	92.1	32.898	99.9		3:16.643	5	50.581	122.5	1:22.991	116.5	30.359	104.9		2:43.931
2	53.947	119.8	1:25.818	109.7	31.397	103.6		2:51.162	6	50.628	122.7	1:21.891	114.5	30.205	106.6		2:42.724
3	52.971	120.5	1:23.801	112.8	30.281	105.4		2:47.053	7	50.583	122.2	1:24.389	91.6				2:56.678
4	51.376	122.0	1:22.647	109.5	30.680	106.6		2:44.703	8	Out	90.1	1:30.706	115.5	30.514	106.9		10:02.861 P

59 Worthington-Midgley (GT3)									Austin Healey 3000								
lap	Sect-1	Speed	Sect-2	Speed	Sect-3	Speed	TopSpeed	laptime pit	lap	Sect-1	Speed	Sect-2	Speed	Sect-3	Speed	Topspeed	laptime pit
1	1:03.970	105.8	1:34.477	90.8	33.805	103.2		3:12.252	6	Out	111.8	1:24.741	88.5	34.438	96.9		4:37.905 P
2	53.876	113.9	1:26.399	97.7	31.137	106.2		2:51.412	7	52.844	117.7	1:24.368	75.5	39.710	76.6		2:56.922
3	53.106	112.0	1:24.439	98.3	31.345	101.3		2:48.890	8	1:02.400	89.5	2:20.872	31.7	44.991	64.4		4:08.263
4	51.580	115.3	1:23.626	104.4	30.742	108.5		2:45.948	9	1:06.757	74.6	1:45.580	53.3	33.580	97.7		3:25.917
5	53.660	115.3	1:22.926	94.3				2:57.990	10	54.199	111.3	1:22.485	110.0	30.626	100.1		2:47.310

61 Simon Orebi Gann (GT3)									Morgan Plus 4 SLR								
lap	Sect-1	Speed	Sect-2	Speed	Sect-3	Speed	TopSpeed	laptime pit	lap	Sect-1	Speed	Sect-2	Speed	Sect-3	Speed	Topspeed	laptime pit
1	1:03.809	116.1	1:26.042	111.8	31.599	101.5		3:01.450	6	51.169	120.1	1:21.778	113.0	29.809	105.9		2:42.756
2	52.888	118.4	1:22.409	112.6	30.763	106.1		2:46.060	7	50.385	121.1	1:22.286	88.1				2:57.392
3	52.033	119.4	1:21.107	115.9	29.925	104.7		2:43.065	8	Out	93.7	1:35.330	61.4	32.865	104.4		7:44.405 P
4	52.076	121.4	1:21.886	112.4				2:51.360	9	51.811	121.4	1:19.032	111.7	30.102	105.2		2:40.945
5	Out	118.8	1:21.268	110.7	31.384	103.4		4:47.258 P	10								

64 Emberson-Wykeham (GT3)									Morgan Plus 4 SLR								
lap	Sect-1	Speed	Sect-2	Speed	Sect-3	Speed	TopSpeed	laptime pit	lap	Sect-1	Speed	Sect-2	Speed	Sect-3	Speed	Topspeed	laptime pit
1	57.170	106.0	1:26.550	102.8	31.023	101.2		2:54.743	6	52.593	116.5	1:22.357	111.8	29.913	103.1		2:44.863
2	51.138	115.1	1:20.098	110.6	29.584	102.4		2:40.820	7	52.638	115.7	1:21.757	110.4	31.502	96.1		2:45.897
3	49.917	117.3	1:19.067	107.2	29.868	103.4		2:38.852	8	1:11.420	46.3	3:11.888	31.7				5:10.169
4	50.636	115.9	1:23.516	101.2				2:48.222	9	Out	90.4	1:43.287	92.6	30.000	102.9		4:18.069 P
5	Out	114.1	1:28.329	102.5	31.025	102.0		4:12.278 P	10	49.941	118.6	1:18.991	114.5	29.084	104.9		2:38.016



Session Start: 12:33:29 - Finish: 13:05:16
Weather/Track Conditions: Drizzle / Damp
Circuit: Silverstone Historic Grand Prix
Track Length: 5.857 Km - 3.6394 miles

Silverstone International Trophy - 21 - 22 May 2016

GT & Sports Car Cup

Qualifying for Race 7 - Sector Analysis

89 Nolte-Stippler (GT4)									Jaguar E-type											
lap	Sect-1	Speed	Sect-2	Speed	Sect-3	Speed	TopSpeed	laptime	pit	lap	Sect-1	Speed	Sect-2	Speed	Sect-3	Speed	Topspeed	laptime	pit	
1	55.503	109.8	1:23.750	111.8	30.532	111.7		2:49.785		6	53.968	110.4	1:30.426	104.9	32.682	102.0			2:57.076	
2	47.829	128.6	1:14.367	119.8	28.017	116.8		2:30.213		7	54.237	114.5	1:28.002	109.3	31.626	102.6			2:53.865	
3	46.578	129.6	1:13.655	126.9	27.748	117.2		2:27.981		8	1:01.681	99.1	2:04.101	21.5	46.709	94.8			3:52.491	
4	49.500	125.0	1:18.593	90.3				2:47.937		9	1:04.235	89.8	1:49.984	23.8	35.703	102.8			3:29.922	
5	Out	108.2	1:32.415	102.3	32.282	101.0		6:19.136	P	10	53.888	119.4	1:26.864	103.6	31.099	110.9			2:51.851	

90 Pearson-Pearson (GT4)									Jaguar E-type											
lap	Sect-1	Speed	Sect-2	Speed	Sect-3	Speed	TopSpeed	laptime	pit	lap	Sect-1	Speed	Sect-2	Speed	Sect-3	Speed	Topspeed	laptime	pit	
1	55.626	120.1	1:24.705	101.2	31.189	105.4		2:51.520		6	48.646	124.7	1:25.253	88.4					2:52.437	
2	48.713	134.5	1:18.640	109.8	29.920	112.6		2:37.273		7	Out	135.6	1:15.523	111.5	28.377	112.0			3:22.227	P
3	47.353	136.1	1:16.021	122.7	28.462	116.0		2:31.836		8	1:13.147	49.5	3:10.421	34.3	43.160	57.3			5:06.728	
4	49.391	135.6	1:15.906	121.8	28.543	115.2		2:33.840		9	1:15.114	68.7	1:39.049	77.3	33.125	112.4			3:27.288	
5	47.290	130.3	1:16.940	106.4	29.329	116.6		2:33.559		10	45.484	136.1	1:12.476	123.4	27.882	118.3			2:25.842	


91 Thomas-Lockie (GT4)									Jaguar E-type											
lap	Sect-1	Speed	Sect-2	Speed	Sect-3	Speed	TopSpeed	laptime	pit	lap	Sect-1	Speed	Sect-2	Speed	Sect-3	Speed	Topspeed	laptime	pit	
1	52.951	123.6	1:22.597	110.2	29.791	110.0		2:45.339		6	Out	140.1	1:12.901	125.0	27.363	119.1			3:44.531	P
2	48.485	124.3	1:14.921	119.0	27.401	119.8		2:30.807		7	46.016	141.3	1:14.864	116.1	27.678	122.0			2:28.558	
3	46.542	133.4	1:15.340	122.2	27.592	118.9		2:29.474		8	47.312	139.2	1:15.238	120.3	30.436	84.9			2:32.986	
4	45.079	139.8	1:13.317	120.9	27.883	118.5		2:26.279		9	1:05.797	76.1	2:56.467	27.8					4:49.376	
5	45.922	130.6	1:13.675	118.8				2:34.806		10										

92 Neil Merry (GT4)									Sunbeam Tiger											
lap	Sect-1	Speed	Sect-2	Speed	Sect-3	Speed	TopSpeed	laptime	pit	lap	Sect-1	Speed	Sect-2	Speed	Sect-3	Speed	Topspeed	laptime	pit	
1	1:10.250	95.7	1:34.501	93.1	33.041	102.1		3:17.792		6				107.5	34.159	101.0			2:48.507	
2	53.943	110.9	1:27.124	97.4	31.018	103.1		2:52.085		7				99.3	31.295	87.1			2:42.215	
3	52.179	125.7	1:21.910	103.9	30.477	105.6		2:44.566		8	1:06.004	61.6	3:09.356	29.4					5:07.145	
4				110.4	29.825	106.4		2:44.060		9	Out		In	71.2	33.038	108.3			4:36.789	P
5				105.4	30.021	108.5		2:44.668		10				118.4	30.911	108.7			2:43.565	

94 Williams-Wilson (GT4)									Jaguar E-type											
lap	Sect-1	Speed	Sect-2	Speed	Sect-3	Speed	TopSpeed	laptime	pit	lap	Sect-1	Speed	Sect-2	Speed	Sect-3	Speed	Topspeed	laptime	pit	
1	1:01.285	100.8	1:30.729	112.0	31.155	106.9		3:03.169		6	Out	114.5	1:28.729	97.5	31.828	101.5			4:28.577	P
2	52.533	117.1	1:22.630	118.1	29.941	106.4		2:45.104		7	53.934	112.8	1:25.158	96.8	32.514	98.2			2:51.606	
3	52.330	125.0	1:21.274	115.3	30.220	108.0		2:43.824		8	55.558	91.2	2:55.675	26.8	44.395	87.6			4:35.628	
4	50.561	126.9	1:21.217	119.2	29.563	106.6		2:41.341		9	1:04.824	73.9	1:40.806	79.0	33.531	102.4			3:19.161	
5	54.302	120.9	1:21.930	115.9				2:50.347		10	52.371	117.1	1:23.703	102.9	30.585	107.8			2:46.659	

96 Philippe Lambilliotte (GT4)									Lotus Elan											
lap	Sect-1	Speed	Sect-2	Speed	Sect-3	Speed	TopSpeed	laptime	pit	lap	Sect-1	Speed	Sect-2	Speed	Sect-3	Speed	Topspeed	laptime	pit	
1								3:19.832		6									2:55.304	
2								2:58.200		7									3:06.009	
3								2:52.682		8									4:16.549	
4								2:52.783		9									3:26.019	
5								3:20.967		10									2:46.702	

98 Nick Sleep (GT4)									Shelby Mustang GT50											
lap	Sect-1	Speed	Sect-2	Speed	Sect-3	Speed	TopSpeed	laptime	pit	lap	Sect-1	Speed	Sect-2	Speed	Sect-3	Speed	Topspeed	laptime	pit	
1	59.555	109.8	1:30.466	97.1	32.059	99.5		3:02.080		5	49.451	122.5	1:20.469	110.4	29.953	106.4			2:39.873	
2	51.744	122.2	1:22.899	99.6	30.734	107.1		2:45.377		6	49.993	122.9	1:19.669	113.0	29.554	107.1			2:39.216	
3	51.385	123.1	1:21.847	107.4	30.275	106.4		2:43.507		7	49.476	126.9	1:18.035	115.9	30.110	105.2			2:37.621	
4	50.151	124.3	1:19.798	112.8	29.514	110.0		2:39.463		8	51.376	123.6	1:19.514	91.4					2:54.591	




Session Start: 12:33:29 - Finish: 13:05:16
Weather/Track Conditions: Drizzle / Damp
Circuit: Silverstone Historic Grand Prix
Track Length: 5.857 Km - 3.6394 miles

Silverstone International Trophy - 21 - 22 May 2016

GT & Sports Car Cup

Qualifying for Race 7 - Sector Analysis

100 Scholey-Finburgh (GT4)									Jaguar XK150									
lap	Sect-1	Speed	Sect-2	Speed	Sect-3	Speed	TopSpeed	laptime pit	lap	Sect-1	Speed	Sect-2	Speed	Sect-3	Speed	Topspeed	laptime pit	
1	59.734	112.8	1:27.227	98.8	31.356	100.4		2:58.317	6	51.335	110.0	1:21.021	111.1					2:50.255
2	54.122	113.4	1:22.058	104.0	30.764	100.6		2:46.944	7	Out	107.9	1:30.125	89.4	33.402	92.0			4:35.914 P
3	51.328	115.1	1:19.932	106.4	30.618	100.9		2:41.878	8	58.673	92.4	2:49.356	27.1	44.198	90.2			4:32.227
4	51.659	116.3	1:21.343	103.9	30.434	101.6		2:43.436	9	1:05.479	75.7	1:41.615	85.4	34.461	96.6			3:21.555
5	51.868	116.1	1:21.395	104.5	30.162	99.8		2:43.425	10	55.106	107.9	1:26.860	102.3	32.055	98.6			2:54.021

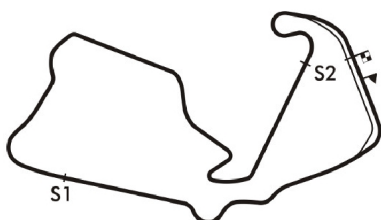


Silverstone International Trophy - 21 - 22 May 2016

GT & Sports Car Cup

Qualifying for Race 7 - Best Sector Times

POS	NO	DRIVER/S	Sector 1			Sector 2			Sector 3			IDEAL LAP	BEST LAP	On
			TIME	LAP	POS	TIME	LAP	POS	TIME	LAP	POS			
1	90	Pearson-Pearson	45.484	10	3	1:12.476	10	1	27.882	10	7	2:25.842	2:25.842	10
2	18	Wood-Nuthall	45.323	5	2	1:12.625	3	2	27.670	3	3	2:25.618	2:25.957	3
3	91	Thomas-Lockie	45.079	4	1	1:12.901	6	3	27.363	6	1	2:25.343	2:26.279	4
4	89	Nolte-Stippler	46.578	3	6	1:13.655	3	5	27.748	3	4	2:27.981	2:27.981	3
5	79	Von Oeynhaus-Stippler	45.734	10	4	1:13.520	10	4	27.822	5	6	2:27.076	2:28.133	10
6	75	Voyazides-Wolfe	46.406	6	5	1:14.611	5	7	28.181	5	8	2:29.198	2:29.630	5
7	2	Bryant-Bryant	46.636	10	7	1:14.232	7	6	27.660	6	2	2:28.528	2:29.838	10
8	82	Clark-McCaig	46.937	3	8	1:15.319	3	8	27.806	7	5	2:30.062	2:31.349	3
9	86	Hunt-Blakeney-Edwards	47.659	10	9	1:15.461	10	9	28.638	4	10	2:31.758	2:32.494	10
10	84	Read Gomm	48.381	5	11	1:17.722	5	11	28.527	5	9	2:34.630	2:34.630	5
11	53	Welch-Corfield	48.320	5	10	1:17.438	4	10	28.989	2	11	2:34.747	2:35.737	4
12	98	Nick Sleep	49.451	5	13	1:18.035	7	12	29.514	4	13	2:37.000	2:37.621	7
13	64	Emberson-Wykeham	49.917	3	18	1:18.991	10	15	29.084	10	12	2:37.992	2:38.016	10
14	47	Paul-Bourne	49.847	5	17	1:18.760	4	13	29.752	4	16	2:38.359	2:38.627	4
15	15	Cooke-Hancock	50.253	9	19	1:18.918	6	14	29.855	9	20	2:39.026	2:39.268	9
16	56	Clarkson-Smithies	49.612	4	15	1:19.357	3	17	30.042	3	22	2:39.011	2:39.372	3
17	4	Mogridge-Foster	49.439	10	12	1:20.055	4	20	29.572	4	15	2:39.066	2:39.727	4
18	61	Simon Orebi Gann	50.385	7	20	1:19.032	9	16	29.809	6	17	2:39.226	2:40.945	9
19	94	Williams-Wilson	50.561	4	21	1:21.217	4	22	29.563	4	14	2:41.341	2:41.341	4
20	36	Bridges-Fielden	49.691	10	16	1:20.354	4	21	30.020	3	21	2:40.065	2:41.498	10
21	5	Reid-Montgomery	49.470	4	14	1:19.962	4	19	30.207	2	25	2:39.639	2:41.833	3
22	100	Scholey-Finburgh	51.328	3	26	1:19.932	3	18	30.162	5	23	2:41.422	2:41.878	3
23	92	Neil Merry	52.179	3	29	1:21.910	3	26	29.825	4	19	2:43.914	2:42.215	7
24	52	Harris-Barnes	50.676	10	24	1:21.393	10	23	30.329	10	27	2:42.398	2:42.398	10
25	57	Knight-Knight	50.581	5	23	1:21.891	6	25	30.205	6	24	2:42.677	2:42.724	6
26	33	Hans Huebner	50.573	5	22	1:21.935	4	27	29.816	5	18	2:42.324	2:42.988	5
27	66	Wood-Wood	50.830	3	25	1:21.501	2	24	30.347	2	28	2:42.678	2:44.149	2
28	1	Lambert-Lambert	52.543	6	30	1:22.823	6	29	30.425	6	29	2:45.791	2:45.791	6
29	59	Worthington-Midgley	51.580	4	27	1:22.485	10	28	30.626	10	30	2:44.691	2:45.948	4
30	96	Phillippe Lambilliotte											2:46.702	10
31	35	King-Plant											2:47.310	4
32	50	Elstrop-Elstrop	53.394	10	34	1:23.766	10	31	30.285	10	26	2:47.445	2:47.445	10
33	23	Michael Birch	53.761	8	37	1:24.148	8	32	30.939	8	33	2:48.848	2:48.848	8
34	55	Bianchi-Bianchi	52.722	6	31	1:24.410	5	34	30.733	9	31	2:47.865	2:48.940	9
35	45	Paton-McEwen	52.757	7	32	1:24.213	9	33	31.109	6	34	2:48.079	2:49.373	7
36	12	Tyzack-Taylor	51.741	7	28	1:24.655	4	36	30.911	7	32	2:47.307	2:49.539	6
37	43	Galliers Pratt-Blakeney-Edwards	53.733	4	36	1:23.645	3	30	32.003	3	37	2:49.381	2:50.309	3
38	65	Hall-O'Shea	53.647	3	35	1:25.222	9	37	31.872	3	35	2:50.741	2:51.062	9
39	68	Marc Gordon	53.325	10	33	1:25.314	6	38	31.919	6	36	2:50.558	2:51.322	10
40	24	Davison-Davison	54.579	6	38	1:24.644	6	35	32.052	5	38	2:51.275	2:53.680	6
41	26	Bason-Bason	54.744	9	39	1:27.476	9	40	32.400	9	39	2:54.620	2:54.620	9
42	30	B Binfield-S Binfield	58.462	2	42	1:30.073	2	41	33.813	1	42	3:02.348	3:02.450	2
43	20	Kevin Kivlochan	58.137	9	41	1:30.963	9	42	33.565	9	41	3:02.665	3:02.665	9
44	34	Phillips-Phillips	57.162	9	40	1:33.066	5	43	32.872	9	40	3:03.100	3:03.718	9



Session Start: 12:33:29 - Finish: 13:05:16
Weather/Track Conditions: Drizzle / Damp
Circuit: Silverstone Historic Grand Prix
Track Length: 5.857 Km - 3.6394 miles




Silverstone International Trophy - 21 - 22 May 2016

GT & Sports Car Cup

Qualifying for Race 7 - Best Sector Times

POS	NO	DRIVER/S	Sector 1			Sector 2			Sector 3			IDEAL LAP	BEST LAP	On
			TIME	LAP	POS	TIME	LAP	POS	TIME	LAP	POS			
45	8	Yates-Twyman	1:02.059	7	43	1:25.981	6	39	35.051	4	43	3:03.091	3:19.275	4




Session Start: 12:33:29 - Finish: 13:05:16
Weather/Track Conditions: Drizzle / Damp
Circuit: Silverstone Historic Grand Prix
Track Length: 5.857 Km - 3.6394 miles

Silverstone International Trophy - 21 - 22 May 2016

GT & Sports Car Cup

Qualifying for Race 7 - Best Sector Speeds

	NO	SECTOR 1	MPH	NO	SECTOR 2	MPH	NO	SECTOR 3	MPH
1	91	Thomas-Lockie	141.3	79	Von Oeynhausen-Stippler	127.6	91	Thomas-Lockie	122.0
2	2	Bryant-Bryant	138.9	89	Nolte-Stippler	126.9	2	Bryant-Bryant	120.9
3	75	Voyazides-Wolfe	137.5	91	Thomas-Lockie	125.0	18	Wood-Nuthall	119.1
4	18	Wood-Nuthall	136.1	18	Wood-Nuthall	124.7	90	Pearson-Pearson	118.3
5	90	Pearson-Pearson	136.1	82	Clark-McCaig	124.5	79	Von Oeynhausen-Stippler	118.1
6	82	Clark-McCaig	135.8	84	Read Gomm	124.3	75	Voyazides-Wolfe	117.6
7	86	Hunt-Blakeney-Edwards	132.9	90	Pearson-Pearson	123.4	89	Nolte-Stippler	117.2
8	79	Von Oeynhausen-Stippler	132.6	86	Hunt-Blakeney-Edwards	122.7	82	Clark-McCaig	116.0
9	84	Read Gomm	131.6	75	Voyazides-Wolfe	122.5	86	Hunt-Blakeney-Edwards	113.8
10	89	Nolte-Stippler	129.6	2	Bryant-Bryant	119.6	84	Read Gomm	112.0
11	15	Cooke-Hancock	128.6	94	Williams-Wilson	119.2	15	Cooke-Hancock	111.8
12	33	Hans Huebner	128.6	53	Welch-Corfield	118.6	98	Nick Sleep	110.0
13	4	Mogridge-Foster	127.1	92	Neil Merry	118.4	56	Clarkson-Smithies	109.4
14	94	Williams-Wilson	126.9	57	Knight-Knight	116.5	4	Mogridge-Foster	108.9
15	98	Nick Sleep	126.9	61	Simon Orebi Gann	115.9	53	Welch-Corfield	108.9
16	92	Neil Merry	125.7	98	Nick Sleep	115.9	92	Neil Merry	108.7
17	66	Wood-Wood	124.5	33	Hans Huebner	114.9	59	Worthington-Midgley	108.5
18	53	Welch-Corfield	123.8	64	Emberson-Wykeham	114.5	94	Williams-Wilson	108.0
19	57	Knight-Knight	122.7	4	Mogridge-Foster	114.3	12	Tyzack-Taylor	107.6
20	56	Clarkson-Smithies	122.2	56	Clarkson-Smithies	114.1	33	Hans Huebner	107.6
21	61	Simon Orebi Gann	121.4	47	Paul-Bourne	113.2	52	Harris-Barnes	107.3
22	36	Bridges-Fielden	120.9	65	Hall-O'Shea	111.7	66	Wood-Wood	107.3
23	52	Harris-Barnes	119.6	100	Scholey-Finburgh	111.1	36	Bridges-Fielden	107.1
24	12	Tyzack-Taylor	119.0	12	Tyzack-Taylor	110.4	57	Knight-Knight	106.9
25	64	Emberson-Wykeham	118.6	5	Reid-Montgomery	110.0	61	Simon Orebi Gann	106.1
26	59	Worthington-Midgley	117.7	45	Paton-Mcewen	110.0	55	Bianchi-Bianchi	105.4
27	47	Paul-Bourne	117.5	59	Worthington-Midgley	110.0	64	Emberson-Wykeham	104.9
28	65	Hall-O'Shea	117.3	15	Cooke-Hancock	109.5	47	Paul-Bourne	103.7
29	55	Bianchi-Bianchi	116.7	52	Harris-Barnes	109.5	65	Hall-O'Shea	102.9
30	100	Scholey-Finburgh	116.3	66	Wood-Wood	109.5	100	Scholey-Finburgh	101.6
31	68	Marc Gordon	114.5	55	Bianchi-Bianchi	109.3	5	Reid-Montgomery	101.5
32	45	Paton-Mcewen	111.8	50	Elstrop-Elstrop	108.8	68	Marc Gordon	98.9
33	5	Reid-Montgomery	111.5	36	Bridges-Fielden	108.6	45	Paton-Mcewen	98.7
34	43	Galliers	111.5	43	Galliers	107.7	50	Elstrop-Elstrop	98.3
35	1	Lambert-Lambert	110.9	1	Lambert-Lambert	106.2	1	Lambert-Lambert	96.9
36	50	Elstrop-Elstrop	110.7	68	Marc Gordon	103.1	43	Galliers	96.3
37	26	Bason-Bason	110.2	26	Bason-Bason	102.6	26	Bason-Bason	96.1
38	24	Davison-Davison	105.0	23	Michael Birch	101.2	24	Davison-Davison	93.3
39	23	Michael Birch	104.4	24	Davison-Davison	100.9	34	Phillips-Phillips	92.5
40	34	Phillips-Phillips	103.9	34	Phillips-Phillips	100.3	23	Michael Birch	92.4



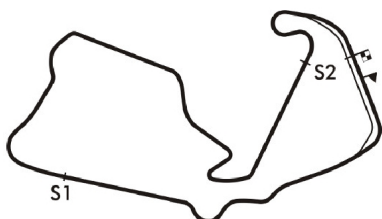
Session Start: 12:33:29 - Finish: 13:05:16
Weather/Track Conditions: Drizzle / Damp
Circuit: Silverstone Historic Grand Prix
Track Length: 5.857 Km - 3.6394 miles

Silverstone International Trophy - 21 - 22 May 2016

GT & Sports Car Cup

Qualifying for Race 7 - Best Sector Speeds

41	20	Kevin Kivlochan	99.3	20	Kevin Kivlochan	94.5	30	B Binfield-S Binfield	89.6
42	30	B Binfield-S Binfield	98.7	30	B Binfield-S Binfield	94.5	20	Kevin Kivlochan	89.4
43	8	Yates-Twyman	98.0	8	Yates-Twyman	90.7	8	Yates-Twyman	86.6
44	14	Muller Wrede-Thomas	0.0	14	Muller Wrede-Thomas	0.0	14	Muller Wrede-Thomas	0.0
45	28	Gareth Burnett	0.0	28	Gareth Burnett	0.0	28	Gareth Burnett	0.0
46	35	King-Plant	0.0	35	King-Plant	0.0	35	King-Plant	0.0
47	44	Mahapatra-Stanley	0.0	44	Mahapatra-Stanley	0.0	44	Mahapatra-Stanley	0.0
48	63	Bentley-Spindlow	0.0	63	Bentley-Spindlow	0.0	63	Bentley-Spindlow	0.0
49	69	Drabble-Drabble	0.0	69	Drabble-Drabble	0.0	69	Drabble-Drabble	0.0
50	80	Davies-Young	0.0	80	Davies-Young	0.0	80	Davies-Young	0.0
51	96	Phillippe Lambilliotte	0.0	96	Phillippe Lambilliotte	0.0	96	Phillippe Lambilliotte	0.0



Session Start: 12:33:29 - Finish: 13:05:16
Weather/Track Conditions: Drizzle / Damp
Circuit: Silverstone Historic Grand Prix
Track Length: 5.857 Km - 3.6394 miles

Silverstone International Trophy - 21 - 22 May 2016

GT & Sports Car Cup

Race 7 - Starting Grid - AMENDED

Sheet No:

Start Time : 11:15 - Heat Duration : 1 Hour

23	45	8	Yates-Twyman	46	44	Mahapatra-Stanley
22	43	20	Kevin Kivlochan	44	34	Phillips-Phillips
21	41	26	Bason-Bason	42	30	B Binfield-S Binfield
20	39	68	Marc Gordon	40	24	Davison-Davison
19	37	43	Galliers Pratt-Blakeney-Edwards	38	65	Hall-O'Shea
18	35	45	Paton-Mcewen	36	12	Tyzack-Taylor
17	33	23	Michael Birch	34	55	Bianchi-Bianchi
16	31	35	King-Plant	32	50	Elstrop-Elstrop
15	29	59	Worthington-Midgley	30	96	Phillippe Lambilliotte
14	27	66	Wood-Wood	28	1	Lambert-Lambert
13	25	57	Knight-Knight	26	33	Hans Huebner
12	23	92	Neil Merry	24	52	Harris-Barnes
11	21	5	Reid-Montgomery	22	100	Scholey-Finburgh
10	19	94	Williams-Wilson	20	36	Bridges-Fielden
9	17	4	Mogridge-Foster	18	61	Simon Orebi Gann
8	15	15	Cooke-Hancock	16	56	Clarkson-Smithies
7	13	64	Emberson-Wykeham	14	47	Paul-Bourne
6	11	53	Welch-Corfield	12	98	Nick Sleep
5	9	86	Hunt-Blakeney-Edwards	10	84	Read Gomm
4	7	2	Bryant-Bryant	8	82	Clark-McCaig
3	5	79	Von Oeynhausen-Stippler	6	75	Voyazides-Wolfe
2	3	91	Thomas-Lockie	4	89	Nolte-Stippler
1	1	90	Pearson-Pearson	2	18	Wood-Nuthall

ROW Pole Right

CAR 44 ALLOWED TO START FROM BACK OF GRID

*Circuit: Silverstone Historic Grand Prix
Track Length: 5.857 Km - 3.6394 miles*

These results are provisional until the conclusion of any judicial and technical matters.

Clerk of the Course: <div style="text-align: right;">Julian Floyd</div>	Timekeeper: <div style="text-align: right;">Nick Palmer</div>	Issued at:
--	--	------------



Silverstone International Trophy - 21 - 22 May 2016

Historic Formula 3 Qualifying for Race 11 - Classification

Sheet No:

POS	NO	DRIVER/S	CAR MAKE / MODEL	TIME	ON	LAPS	GAP	DIFF	MPH
1	14	Jon Milicevic	Brabham BT21B	2:22.258	8	8			92.10
2	22	Simon Armer	March 703	2:24.623	8	8	2.365	2.365	90.59
3	25	Michael Hibberd	Brabham BT18A	2:26.702	8	8	4.444	2.079	89.31
4	26	Steve Seaman	Brabham BT21	2:28.264	8	8	6.006	1.562	88.37
5	46	Steve Smith	Chevron B15C	2:29.314	8	8	7.056	1.050	87.75
6	1	Leif Bosson	Brabham BT28	2:29.653	8	8	7.395	0.339	87.55
7	65	Peter Thompson	Brabham BT21	2:31.451	6	8	9.193	1.798	86.51
8	58	Ewen Sergison	Brabham BT21	2:32.169	5	7	9.911	0.718	86.10
9	71	Chris Holland	Brabham BT21	2:32.328	8	8	10.070	0.159	86.01
10	96	Keith Messer	Vesey Ford	2:32.442	7	7	10.184	0.114	85.95
11	50	Jim Timms	Brabham BT21B	2:34.601	7	7	12.343	2.159	84.75
12	82	Marcus Mussa	Tecno	2:34.900	3	4	12.642	0.299	84.58
13	2	Barry Sewell	Lotus 41	2:35.501	7	7	13.243	0.601	84.25
14	16	Mark Linstone	Brabham BT21	2:36.297	7	7	14.039	0.796	83.83
15	30	Clas Muller	Brabham BT28	2:38.825	7	7	16.567	2.528	82.49
16	5	Jim Blockley	Chevron B17	2:39.081	3	3	16.823	0.256	82.36
17	62	Geoffrey O'nion	Tecno	2:51.066	3	5	28.808	11.985	76.59
18	19	Peter Froude	Tecno	2:51.271	2	3	29.013	0.205	76.50
19	55	Julian Maynard	Chevron B17	2:51.367	3	3	29.109	0.096	76.45
20	42	Barrie Pusey	Brabham BT21B						
21	61	Andy Jarvis	March 703						

Car 42 requires a working transponder - Regulation Q.12.2.1 refers.

Session Start: 09:00:55 - Finish: 09:19:55

Weather/Track Conditions: Bright / Damp

Circuit: Silverstone Historic Grand Prix

Track Length: 5.857 Km - 3.6394 miles

ALL RACES AT THIS EVENT WILL HAVE A ROLLING START

These results are provisional until the conclusion of any judicial and technical matters.

Clerk of the Course: <div style="text-align: right;">Julian Floyd</div>	Timekeeper: <div style="text-align: right;">Nick Palmer</div>	Issued at:
--	--	------------

Silverstone International Trophy - 21 - 22 May 2016

Historic Formula 3

Qualifying for Race 11 - Sector Analysis

1 Leif Bosson (B)									Brabham BT28								
lap	Sect-1	Speed	Sect-2	Speed	Sect-3	Speed	TopSpeed	laptime pit	lap	Sect-1	Speed	Sect-2	Speed	Sect-3	Speed	Topspeed	laptime pit
1	54.398	113.2	1:21.262	110.2	30.121	102.6		2:45.781	5	47.965	121.1	1:15.374	112.8	29.117	109.4		2:32.456
2	50.286	116.7	1:19.155	111.3	29.854	107.3		2:39.295	6	48.251	120.7	1:15.190	114.9	28.140	108.7		2:31.581
3	50.146	116.3	1:18.225	112.4	29.198	108.0		2:37.569	7	47.897	122.9	1:13.887	114.1	28.402	108.3		2:30.186
4	48.553	119.6	1:18.277	111.5	28.568	110.3		2:35.398	8	47.163	121.4	1:15.041	115.1	27.449	109.6		2:29.653

2 Barry Sewell (B)									Lotus 41								
lap	Sect-1	Speed	Sect-2	Speed	Sect-3	Speed	TopSpeed	laptime pit	lap	Sect-1	Speed	Sect-2	Speed	Sect-3	Speed	Topspeed	laptime pit
1	58.255	109.1	1:28.351	96.4	31.549	95.6		2:58.155	5	50.032	113.7	1:18.822	108.8	29.739	100.9		2:38.593
2	53.551	108.9	1:24.922	101.8	31.164	96.0		2:49.637	6	49.703	111.7	1:17.319	109.5	28.591	102.1		2:35.613
3	51.621	110.9	1:21.141	107.0	29.735	101.3		2:42.497	7	48.628	114.3	1:17.823	108.4	29.050	104.1		2:35.501
4	50.410	113.7	1:19.734	110.6	29.379	101.2		2:39.523	8								

5 Jim Blockley (B)									Chevron B17								
lap	Sect-1	Speed	Sect-2	Speed	Sect-3	Speed	TopSpeed	laptime pit	lap	Sect-1	Speed	Sect-2	Speed	Sect-3	Speed	Topspeed	laptime pit
1	58.498	111.5	1:25.641	108.2	32.441	104.1		2:56.580	3	49.760	117.1	1:20.490	115.7	28.831	106.9		2:39.081
2	50.612	117.3	1:22.493	108.2	30.640	103.1		2:43.745	4								

14 Jon Milicevic (B)									Brabham BT21B								
lap	Sect-1	Speed	Sect-2	Speed	Sect-3	Speed	TopSpeed	laptime pit	lap	Sect-1	Speed	Sect-2	Speed	Sect-3	Speed	Topspeed	laptime pit
1	51.201	116.3	1:14.454	114.5	28.606	105.1		2:34.261	5	45.573	118.8	1:11.196	115.1	27.433	106.9		2:24.202
2	48.321	117.5	1:12.763	114.7	28.111	108.2		2:29.195	6	46.012	118.1	1:11.508	114.5	27.164	108.3		2:24.684
3	46.297	117.7	1:12.405	115.1	27.407	108.0		2:26.109	7	45.701	118.8	1:10.593	114.9	27.011	107.5		2:23.305
4	45.957	118.1	1:11.583	114.9	27.727	106.2		2:25.267	8	45.673	119.0	1:09.990	115.7	26.595	109.8		2:22.258


16 Mark Linstone (B)									Brabham BT21								
lap	Sect-1	Speed	Sect-2	Speed	Sect-3	Speed	TopSpeed	laptime pit	lap	Sect-1	Speed	Sect-2	Speed	Sect-3	Speed	Topspeed	laptime pit
1	56.314	113.4	1:23.904	102.1	30.673	103.6		2:50.891	5	51.868	116.7	1:19.754	111.1	29.109	108.3		2:40.731
2	53.182	116.1	1:23.092	103.6	30.294	103.1		2:46.568	6	49.574	118.8	1:18.497	113.0	28.387	108.0		2:36.458
3	52.744	116.3	1:24.586	107.9	30.108	101.3		2:47.438	7	49.971	117.9	1:17.493	108.9	28.833	107.5		2:36.297
4	52.735	115.3	1:20.248	107.2	29.769	104.6		2:42.752	8								

19 Peter Froude (B)									Tecno								
lap	Sect-1	Speed	Sect-2	Speed	Sect-3	Speed	TopSpeed	laptime pit	lap	Sect-1	Speed	Sect-2	Speed	Sect-3	Speed	Topspeed	laptime pit
1	1:09.268	88.7	1:33.847	98.5	31.959	96.9		3:15.074	3	53.754	106.2	2:01.152	67.3				3:39.547
2	54.330	106.9	1:25.736	102.3	31.205	95.6		2:51.271	4								

22 Simon Armer (B)									March 703								
lap	Sect-1	Speed	Sect-2	Speed	Sect-3	Speed	TopSpeed	laptime pit	lap	Sect-1	Speed	Sect-2	Speed	Sect-3	Speed	Topspeed	laptime pit
1	54.022	114.5	1:19.133	108.8	29.420	104.4		2:42.575	5	47.000	114.9	1:12.677	111.5	28.202	104.9		2:27.879
2	49.100	114.1	1:16.840	109.5	29.247	105.2		2:35.187	6	46.317	116.1	1:12.814	111.8	27.860	105.1		2:26.991
3	47.900	114.7	1:14.565	111.3	28.399	105.2		2:30.864	7	46.080	116.7	1:11.377	112.2	27.706	105.2		2:25.163
4	46.979	114.9	1:13.673	111.7	28.515	105.2		2:29.167	8	45.828	116.5	1:11.518	112.4	27.277	105.4		2:24.623

25 Michael Hibberd (B)									Brabham BT18A								
lap	Sect-1	Speed	Sect-2	Speed	Sect-3	Speed	TopSpeed	laptime pit	lap	Sect-1	Speed	Sect-2	Speed	Sect-3	Speed	Topspeed	laptime pit
1	55.438	116.7	1:23.530	108.9	31.613	104.4		2:50.581	5	47.708	121.6	1:12.842	116.9	28.064	108.0		2:28.614
2	50.028	120.7	1:27.045	108.8	29.943	105.7		2:47.016	6	47.240	121.8	1:13.588	115.5	28.447	106.6		2:29.275
3	48.719	121.8	1:18.370	114.9	29.519	106.1		2:36.608	7	47.228	121.8	1:13.342	117.1	28.421	107.6		2:28.991
4	51.861	120.9	1:16.366	115.7	29.013	106.6		2:37.240	8	46.690	121.6	1:12.251	117.7	27.761	109.4		2:26.702

26 Steve Seaman (B)									Brabham BT21								
lap	Sect-1	Speed	Sect-2	Speed	Sect-3	Speed	TopSpeed	laptime pit	lap	Sect-1	Speed	Sect-2	Speed	Sect-3	Speed	Topspeed	laptime pit
1	55.008	111.1	1:21.906	94.9	30.324	107.5		2:47.238	5	49.654	111.1	1:17.892	101.8	29.142	105.7		2:36.688
2	50.344	111.5	1:20.167	97.4	30.226	106.6		2:40.737	6	47.652	117.7	1:13.467	111.5	27.964	107.8		2:29.083
3	49.418	110.7	1:17.785	101.5	29.268	108.2		2:36.471	7	46.960	118.8	1:13.502	111.5	27.993	107.5		2:28.455
4	49.274	112.0	1:17.466	100.0	29.398	105.9		2:36.138	8	47.061	118.1	1:13.078	110.7	28.125	107.6		2:28.264



Silverstone International Trophy - 21 - 22 May 2016

Historic Formula 3

Qualifying for Race 11 - Sector Analysis

30 Clas Muller (B)									Brabham BT28								
lap	Sect-1	Speed	Sect-2	Speed	Sect-3	Speed	TopSpeed	laptime pit	lap	Sect-1	Speed	Sect-2	Speed	Sect-3	Speed	Topspeed	laptime pit
1	1:01.462	102.0	1:30.771	105.7	31.594	94.0		3:03.827	5	52.109	113.7	1:21.768	106.9	29.822	102.4		2:43.699
2	55.020	112.6	1:25.078	108.9	30.627	98.6		2:50.725	6	51.095	116.9	1:18.659	110.4	29.546	100.4		2:39.300
3	52.073	111.5	1:24.292	108.6	30.033	104.2		2:46.398	7	50.659	115.3	1:19.113	111.8	29.053	104.1		2:38.825
4	53.340	116.9	1:24.738	107.0	30.171	100.3		2:48.249	8								

42 Barrie Pusey (B)									Brabham BT21B								
lap	Sect-1	Speed	Sect-2	Speed	Sect-3	Speed	TopSpeed	laptime pit	lap	Sect-1	Speed	Sect-2	Speed	Sect-3	Speed	Topspeed	laptime pit
1									1								

46 Steve Smith (B)									Chevron B15C								
lap	Sect-1	Speed	Sect-2	Speed	Sect-3	Speed	TopSpeed	laptime pit	lap	Sect-1	Speed	Sect-2	Speed	Sect-3	Speed	Topspeed	laptime pit
1	52.793	119.2	1:22.798	105.8	30.171	102.1		2:45.762	5	47.704	119.8	1:16.885	104.5	29.415	106.9		2:34.004
2	49.872	117.9	1:18.862	108.1	29.672	103.7		2:38.406	6	47.178	121.8	1:14.613	116.7	28.433	105.7		2:30.224
3	49.481	122.0	1:18.373	110.2	29.362	105.4		2:37.216	7	47.713	120.5	1:13.979	108.4	28.569	106.6		2:30.261
4	48.289	121.8	1:17.252	114.9	28.676	107.1		2:34.217	8	47.004	118.1	1:13.562	109.1	28.748	108.2		2:29.314

50 Jim Timms (B)									Brabham BT21B								
lap	Sect-1	Speed	Sect-2	Speed	Sect-3	Speed	TopSpeed	laptime pit	lap	Sect-1	Speed	Sect-2	Speed	Sect-3	Speed	Topspeed	laptime pit
1	55.659	111.1	1:31.191	98.5	32.463	101.0		2:59.313	5	50.258	113.0	1:18.232	113.6	30.484	99.9		2:38.974
2	51.838	113.7	1:23.886	108.8	31.391	101.5		2:47.115	6	48.958	110.0	1:17.173	113.4	28.930	105.6		2:35.061
3	51.772	104.5	1:24.158	103.2	31.028	101.8		2:46.958	7	48.776	113.6	1:17.305	113.6	28.520	105.1		2:34.601
4	52.024	104.5	1:21.596	108.4	29.497	104.9		2:43.117	8								

55 Julian Maynard (B)									Chevron B17								
lap	Sect-1	Speed	Sect-2	Speed	Sect-3	Speed	TopSpeed	laptime pit	lap	Sect-1	Speed	Sect-2	Speed	Sect-3	Speed	Topspeed	laptime pit
1	59.947	103.7	1:32.307	99.1	35.011	93.7		3:07.265	3	55.513	106.5	1:24.736	103.4	31.118	102.1		2:51.367
2	55.664	110.0	1:26.210	103.1	32.816	97.4		2:54.690	4								


58 Ewen Sergison (B)									Brabham BT21								
lap	Sect-1	Speed	Sect-2	Speed	Sect-3	Speed	TopSpeed	laptime pit	lap	Sect-1	Speed	Sect-2	Speed	Sect-3	Speed	Topspeed	laptime pit
1	58.337	102.5	1:28.863	104.5	30.945	101.6		2:58.145	5	48.208	118.1	1:15.863	113.6	28.098	108.3		2:32.169
2	53.106	115.1	1:21.963	106.0	29.793	106.6		2:44.862	6	50.169	115.7	1:16.197	114.3	28.441	106.9		2:34.807
3	50.596	114.5	1:19.247	111.1	29.203	108.0		2:39.046	7	48.461	117.9	1:15.524	107.7	28.257	106.1		2:32.242
4	50.657	116.3	1:18.422	111.3	28.783	107.3		2:37.862	8								

61 Andy Jarvis (B)									March 703								
lap	Sect-1	Speed	Sect-2	Speed	Sect-3	Speed	TopSpeed	laptime pit	lap	Sect-1	Speed	Sect-2	Speed	Sect-3	Speed	Topspeed	laptime pit
1									1								

62 Geoffrey O'nion (B)									Tecno								
lap	Sect-1	Speed	Sect-2	Speed	Sect-3	Speed	TopSpeed	laptime pit	lap	Sect-1	Speed	Sect-2	Speed	Sect-3	Speed	Topspeed	laptime pit
1	1:02.131	94.7	1:34.293	90.4	33.465	98.5		3:09.889	4	53.723	109.3	2:37.908	70.7				4:17.473
2	56.037	109.7	1:26.861	97.5	32.474	100.3		2:55.372	5		Out	107.0	1:26.098	105.4	31.630	99.0	5:58.693 P
3	54.055	111.1	1:25.819	105.4	31.192	101.6		2:51.066	6								

65 Peter Thompson (B)									Brabham BT21								
lap	Sect-1	Speed	Sect-2	Speed	Sect-3	Speed	TopSpeed	laptime pit	lap	Sect-1	Speed	Sect-2	Speed	Sect-3	Speed	Topspeed	laptime pit
1				105.4	29.858	104.1		2:44.182	5				108.1	29.410	106.9		2:34.512
2				111.3	29.581	106.1		2:36.692	6				113.0	28.430	107.8		2:31.451
3				111.3	29.030	106.8		2:36.414	7				95.5	29.325	107.3		2:32.106
4				112.8	28.603	106.2		2:34.447	8				73.9				2:45.524

71 Chris Holland (B)									Brabham BT21								
lap	Sect-1	Speed	Sect-2	Speed	Sect-3	Speed	TopSpeed	laptime pit	lap	Sect-1	Speed	Sect-2	Speed	Sect-3	Speed	Topspeed	laptime pit
1	57.330	103.4	1:24.683	98.8	30.309	104.6		2:52.322	5	49.460	117.7	1:16.865	108.6	28.634	106.6		2:34.959
2	51.310	116.1	1:19.750	111.1	29.509	104.9		2:40.569	6	48.461	117.5	1:15.631	112.6	28.475	106.8		2:32.567
3	49.896	117.5	1:17.707	112.0	28.500	106.9		2:36.103	7	47.945	118.1	1:16.693	112.6	28.549	104.9		2:33.187
4	48.840	118.8	1:18.191	109.1	29.455	105.9		2:36.486	8	47.689	117.1	1:15.990	110.7	28.649	107.6		2:32.328



Session Start: 09:00:55 - Finish: 09:19:55
Weather/Track Conditions: Bright / Damp
Circuit: Silverstone Historic Grand Prix
Track Length: 5.857 Km - 3.6394 miles


Silverstone International Trophy - 21 - 22 May 2016

Historic Formula 3

Qualifying for Race 11 - Sector Analysis

82 Marcus Mussa (B)									Tecno								
lap	Sect-1	Speed	Sect-2	Speed	Sect-3	Speed	TopSpeed	laptime pit	lap	Sect-1	Speed	Sect-2	Speed	Sect-3	Speed	Topspeed	laptime pit
1	56.724	101.1	1:27.702	96.4	31.221	102.4		2:55.647	3	49.375	115.7	1:16.736	113.9	28.789	106.2		2:34.900
2	50.525	113.2	1:31.510	110.7	29.506	105.2		2:51.541	4	1:12.937	106.4	1:23.805	98.3	29.852	102.4		3:06.594

96 Keith Messer (B)									Vesey Ford								
lap	Sect-1	Speed	Sect-2	Speed	Sect-3	Speed	TopSpeed	laptime pit	lap	Sect-1	Speed	Sect-2	Speed	Sect-3	Speed	Topspeed	laptime pit
1	59.563	102.3	1:28.826	103.2	31.334	97.1		2:59.723	5	49.354	115.7	1:17.622	92.9	30.240	102.9		2:37.216
2	54.064	104.0	1:26.571	107.0	31.251	102.1		2:51.886	6	48.981	114.3	1:16.484	110.4	28.605	102.4		2:34.070
3	51.035	111.7	1:21.021	108.8	29.439	101.5		2:41.495	7	48.104	114.9	1:16.044	110.6	28.294	102.4		2:32.442
4	51.217	112.8	1:21.972	99.6	30.532	103.1		2:43.721	8								

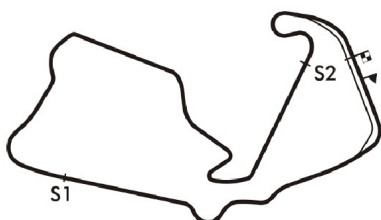


Silverstone International Trophy - 21 - 22 May 2016

Historic Formula 3

Qualifying for Race 11 - Best Sector Times

POS	NO	DRIVER/S	Sector 1			Sector 2			Sector 3			IDEAL LAP	BEST LAP	On
			TIME	LAP	POS	TIME	LAP	POS	TIME	LAP	POS			
1	14	Jon Milicevic	45.573	5	1	1:09.990	8	1	26.595	8	1	2:22.158	2:22.258	8
2	22	Simon Armer	45.828	8	2	1:11.377	7	2	27.277	8	2	2:24.482	2:24.623	8
3	25	Michael Hibberd	46.690	8	3	1:12.251	8	3	27.761	8	4	2:26.702	2:26.702	8
4	26	Steve Seaman	46.960	7	4	1:13.078	8	4	27.964	6	5	2:28.002	2:28.264	8
5	46	Steve Smith	47.004	8	5	1:13.562	8	5	28.433	6	10	2:28.999	2:29.314	8
6	1	Leif Bosson	47.163	8	6	1:13.887	7	6	27.449	8	3	2:28.499	2:29.653	8
7	65	Peter Thompson							28.430	6	9		2:31.451	6
8	58	Ewen Sergison	48.208	5	9	1:15.524	7	7	28.098	5	6	2:31.830	2:32.169	5
9	71	Chris Holland	47.689	8	7	1:15.631	6	8	28.475	6	11	2:31.795	2:32.328	8
10	96	Keith Messer	48.104	7	8	1:16.044	7	9	28.294	7	7	2:32.442	2:32.442	7
11	50	Jim Timms	48.776	7	11	1:17.173	6	11	28.520	7	12	2:34.469	2:34.601	7
12	82	Marcus Mussa	49.189	5	12	1:16.736	3	10	28.789	3	14	2:34.714	2:34.900	3
13	2	Barry Sewell	48.628	7	10	1:17.319	6	12	28.591	6	13	2:34.538	2:35.501	7
14	16	Mark Linstone	49.574	6	13	1:17.493	7	13	28.387	6	8	2:35.454	2:36.297	7
15	30	Clas Muller	50.659	7	15	1:18.659	6	15	29.053	7	16	2:38.371	2:38.825	7
16	5	Jim Blockley	49.760	3	14	1:18.655	4	14	28.831	3	15	2:37.246	2:39.081	3
17	62	Geoffrey O'nion	53.723	4	17	1:25.819	3	18	31.192	3	18	2:50.734	2:51.066	3
18	19	Peter Froude	53.754	3	18	1:25.736	2	17	31.205	2	19	2:50.695	2:51.271	2
19	55	Julian Maynard	52.298	4	16	1:24.736	3	16	31.118	3	17	2:48.152	2:51.367	3
20	42	Barrie Pusey												
21	61	Andy Jarvis												



Session Start: 09:00:55 - Finish: 09:19:55
Weather/Track Conditions: Bright / Damp
Circuit: Silverstone Historic Grand Prix
Track Length: 5.857 Km - 3.6394 miles




Silverstone International Trophy - 21 - 22 May 2016

Historic Formula 3

Qualifying for Race 11 - Best Sector Speeds

	NO	SECTOR 1	MPH	NO	SECTOR 2	MPH	NO	SECTOR 3	MPH
1	1	Leif Bosson	122.9	25	Michael Hibberd	117.7	1	Leif Bosson	110.3
2	46	Steve Smith	122.0	46	Steve Smith	116.7	14	Jon Milicevic	109.8
3	25	Michael Hibberd	121.8	5	Jim Blockley	115.7	25	Michael Hibberd	109.4
4	14	Jon Milicevic	119.0	14	Jon Milicevic	115.7	16	Mark Linstone	108.3
5	16	Mark Linstone	118.8	1	Leif Bosson	115.1	58	Ewen Sergison	108.3
6	26	Steve Seaman	118.8	58	Ewen Sergison	114.3	26	Steve Seaman	108.2
7	71	Chris Holland	118.8	82	Marcus Mussa	113.9	46	Steve Smith	108.2
8	58	Ewen Sergison	118.1	50	Jim Timms	113.6	65	Peter Thompson	107.8
9	5	Jim Blockley	117.3	16	Mark Linstone	113.0	71	Chris Holland	107.6
10	30	Clas Muller	116.9	65	Peter Thompson	113.0	5	Jim Blockley	106.9
11	22	Simon Armer	116.7	71	Chris Holland	112.6	82	Marcus Mussa	106.2
12	82	Marcus Mussa	115.7	22	Simon Armer	112.4	50	Jim Timms	105.6
13	96	Keith Messer	115.7	30	Clas Muller	111.8	22	Simon Armer	105.4
14	2	Barry Sewell	114.3	26	Steve Seaman	111.5	30	Clas Muller	104.2
15	50	Jim Timms	113.7	2	Barry Sewell	110.6	2	Barry Sewell	104.1
16	55	Julian Maynard	112.6	96	Keith Messer	110.6	96	Keith Messer	103.1
17	62	Geoffrey O'nion	111.1	62	Geoffrey O'nion	105.4	55	Julian Maynard	102.1
18	19	Peter Froude	106.9	55	Julian Maynard	103.4	62	Geoffrey O'nion	101.6
19	61	Andy Jarvis	61.9	19	Peter Froude	102.3	19	Peter Froude	96.9
20	8	Martyn Halliday	0.0	8	Martyn Halliday	0.0	61	Andy Jarvis	57.5
21	42	Barrie Pusey	0.0	42	Barrie Pusey	0.0	8	Martyn Halliday	0.0
22	65	Peter Thompson	0.0	61	Andy Jarvis	0.0	42	Barrie Pusey	0.0



Session Start: 09:00:55 - Finish: 09:19:55

Weather/Track Conditions: Bright / Damp

Circuit: Silverstone Historic Grand Prix

Track Length: 5.857 Km - 3.6394 miles

Silverstone International Trophy - 21 - 22 May 2016

Historic Formula 3

Race 11 - Starting Grid - AMENDED

Sheet No:

Start Time : 15:10 - Heat Duration : 20 Minutes

10	19 55 Julian Maynard	20 42 Barrie Pusey
9	17 62 Geoffrey O'nion	18 19 Peter Froude
8	15 30 Clas Muller	16 5 Jim Blockley
7	13 2 Barry Sewell	14 16 Mark Linstone
6	11 50 Jim Timms	12 82 Marcus Mussa
5	9 71 Chris Holland	10 96 Keith Messer
4	7 65 Peter Thompson	8 58 Ewen Sergison
3	5 46 Steve Smith	6 1 Leif Bosson
2	3 25 Michael Hibberd	4 26 Steve Seaman
1	1 14 Jon Milicevic	2 22 Simon Armer

Pole Right



CAR 42 ALLOWED TO START FROM BACK OF GRID.

*Circuit: Silverstone Historic Grand Prix
Track Length: 5.857 Km - 3.6394 miles*

These results are provisional until the conclusion of any judicial and technical matters.

Clerk of the Course:

Julian Floyd

Timekeeper:

Nick Palmer

Issued at:

Silverstone International Trophy - 21 - 22 May 2016

Guards Trophy

Qualifying for Race 12 - Classification

Sheet No:

POS	NO	DRIVER/S	CLASS	CLASS POS	CAR MAKE / MODEL	TIME	ON	LAPS	GAP	DIFF	MPH
1	4	Watson-O'Connell	SRD	1	Chevron B8	2:17.392	4	9			95.36
2	2	George Tizzard	SRE	1	Lenham Spyder	2:19.194	10	10	1.802	1.802	94.13
3	34	James Schryver	SRD	2	Chevron B8	2:20.206	7	8	2.814	1.012	93.45
4	32	Charles Allison	SRD	3	Chevron B8	2:21.974	6	7	4.582	1.768	92.28
5	20	Gregory Thornton	SRD	4	Chevron B8	2:22.226	7	8	4.834	0.252	92.12
6	42	Colman-Colman	SRD	5	Chevron B8	2:22.371	6	8	4.979	0.145	92.03
7	46	Mike Whitaker	D	1	TVR Griffith	2:22.962	3	8	5.570	0.591	91.64
8	39	Taylor-Taylor	SRD	6	Chevron B8	2:23.280	7	8	5.888	0.318	91.44
9	1	Gardiner-Cox	D	2	TVR Griffith	2:24.449	9	9	7.057	1.169	90.70
10	25	Hibberd-Griffiths	SRB	1	Lotus 23B	2:24.707	9	9	7.315	0.258	90.54
11	36	Garside-Newall	SRB	2	Lotus 23B	2:24.842	9	9	7.450	0.135	90.46
12	75	Leo Voyazides	D	3	AC Cobra	2:24.970	10	10	7.578	0.128	90.38
13	6	Thompson-McClurg	SRD	7	Chevron B6	2:25.251	9	9	7.859	0.281	90.20
14	5	Thomas-Turkington	SRB	3	Brabham BT5	2:27.225	8	8	9.833	1.974	88.99
15	14	Spiers-Hetherington	D	4	TVR Griffith	2:27.325	7	9	9.933	0.100	88.93
16	65	Peter Thompson	D	5	TVR Griffith	2:29.036	8	9	11.644	1.711	87.91
17	106	Ward-Booth-Macdonald	SRD	8	Ginetta G16	2:29.157	5	8	11.765	0.121	87.84
18	7	Goodwin-Hollamby	SRB	4	Lotus 23B	2:29.230	7	9	11.838	0.073	87.80
19	26	John Davison	A	1	Lotus Elan 26R	2:29.366	6	9	11.974	0.136	87.72
20	23	Darren Wilson	SRB	5	Lotus 23A	2:29.757	4	9	12.365	0.391	87.49
21	130	Smithies-Clarkson	SRD	9	Chevron B8	2:31.485	8	8	14.093	1.728	86.49
22	27	Halstead-McPherson	SRC	1	Crossle 9S	2:32.308	3	8	14.916	0.823	86.02
23	10	Stuart Tizzard	SRB	6	Lotus 23B	2:33.390	4	5	15.998	1.082	85.41
24	41	Brian Casey	SRE	2	Lenham P69	2:34.162	5	7	16.770	0.772	84.99
25	21	Russell-Russell	A	2	Lotus Elan	2:34.269	8	8	16.877	0.107	84.93
26	93	George Douglas	SRD	10	Ginetta G16	2:34.559	3	8	17.167	0.290	84.77
27	52	Neil Daws	SRB	7	Merlyn 6A	2:34.584	4	6	17.192	0.025	84.75
28	8	Paul Tooms	A	3	Lotus Elan	2:35.152	7	8	17.760	0.568	84.44
29	72	Jamie Boot	D	6	TVR Griffith	2:35.473	8	9	18.081	0.321	84.27
30	19	Nick Pancisi	A	4	Lotus Elan S1	2:36.187	7	9	18.795	0.714	83.88
31	111	Schryver-Schryver	A	5	Lotus Shapecraft Elan	2:37.260	3	7	19.868	1.073	83.31
32	136	Mark Russell	C	1	Jaquar E-type	2:37.391	4	9	19.999	0.131	83.24
33	79	Paul Pheysey	C	2	Lotus Elan	2:39.102	4	5	21.710	1.711	82.35
34	152	Harris-Wilmoth	C	3	Austin Healey 3000	2:40.456	2	8	23.064	1.354	81.65
35	77	Brooks-Brooks	SRB	8	Merlyn Mk6	2:40.614	2	5	23.222	0.158	81.57
36	9	Goff-Goff	A	6	Lotus Elan	2:41.151	2	8	23.759	0.537	81.30
37	60	Andrew Hayden	C	4	Austin Healey 3000 Mk2	2:41.339	8	9	23.947	0.188	81.21
38	104	Michael Richings	SRB	9	Merlyn Mk4A	2:41.347	8	9	23.955	0.008	81.20
39	94	Andrew Bentley	B	1	MG B	2:45.033	6	8	27.641	3.686	79.39
40	172	Jonathan Loader	B	2	MG B	2:45.492	7	8	28.100	0.459	79.17
41	66	Adams-Griffin	A	7	Lotus Elan	2:45.874	3	8	28.482	0.382	78.99
42	154	Aylett-Farrall	INV	1	GSM Delta Coupe	2:48.164	4	8	30.772	2.290	77.91
43	105	Ian Kilpatrick	SRE	3	Ginetta G12	2:50.780	8	8	33.388	2.616	76.72
44	43	Jones-Jones	SRC	2	Elva Mk7	2:50.827	3	7	33.435	0.047	76.70
45	37	Steve Naish	B	3	MG B	2:52.070	3	8	34.678	1.243	76.14
46	155	Haines-Bagnall	B	4	MG B	2:58.931	2	7	41.539	6.861	73.22
47	64	Martin Richardson	B	5	MG B						

Car 106 requires a working transponder - Regulation Q.12.2.1 refers.

Session Start: 09:27:59 - Finish: 09:52:02

Weather/Track Conditions: Bright / Damp

Circuit: Silverstone Historic Grand Prix

Track Length: 5.857 Km - 3.6394 miles

ALL RACES AT THIS EVENT WILL HAVE A ROLLING START

These results are provisional until the conclusion of any judicial and technical matters.

Clerk of the Course:

Julian Floyd

Timekeeper:

Nick Palmer

Issued at:

Silverstone International Trophy - 21 - 22 May 2016

Guards Trophy

Qualifying for Race 12 - Sector Analysis

10 Stuart Tizzard (SRB)									Lotus 23B										
lap	Sect-1	Speed	Sect-2	Speed	Sect-3	Speed	TopSpeed	laptime	pit	lap	Sect-1	Speed	Sect-2	Speed	Sect-3	Speed	Topspeed	laptime	pit
1	51.195	125.0	1:22.524	110.2	29.445	113.8		2:43.164		4	47.854	132.9	1:16.969	112.2	28.567	117.9		2:33.390	
2	47.986	122.7	1:17.213	117.1	28.605	117.0		2:33.804		5	47.827	133.2	1:17.522	114.7				2:51.291	
3	1:05.828	126.1	1:17.553	120.5	28.719	115.6		2:52.100		6									

14 Spiers-Hetherington (D)									TVR Griffith										
lap	Sect-1	Speed	Sect-2	Speed	Sect-3	Speed	TopSpeed	laptime	pit	lap	Sect-1	Speed	Sect-2	Speed	Sect-3	Speed	Topspeed	laptime	pit
1	50.789	125.9	1:18.701	123.4	28.858	111.8		2:38.348		6	Out	112.4	1:17.387	109.1	28.275	117.6		4:20.622	P
2	46.672	137.5	1:22.623	112.4	29.228	113.8		2:38.523		7	45.481	140.1	1:13.229	121.1	28.615	121.1		2:27.325	
3	52.161	137.5	1:13.742	123.4	27.897	115.2		2:33.800		8	46.261	141.3	1:13.930	129.1	27.783	120.9		2:27.974	
4	45.872	139.8	1:16.062	128.6	27.702	117.9		2:29.636		9	44.538	143.7	1:14.468	113.9	28.750	117.0		2:27.756	
5	44.909	141.3	1:14.586	109.7				2:35.573		10									

19 Nick Pancisi (A)									Lotus Elan S1										
lap	Sect-1	Speed	Sect-2	Speed	Sect-3	Speed	TopSpeed	laptime	pit	lap	Sect-1	Speed	Sect-2	Speed	Sect-3	Speed	Topspeed	laptime	pit
1	57.731	104.9	1:27.158	104.4	31.383	104.1		2:56.272		6	49.374	119.4	1:19.833	114.9	29.283	108.9		2:38.490	
2	50.625	118.8	1:22.790	108.4	30.540	108.2		2:43.955		7	49.515	124.7	1:17.758	118.1	28.914	108.0		2:36.187	
3	51.182	124.7	1:21.619	107.4	29.388	108.2		2:42.189		8	49.256	125.9	1:19.658	116.9	30.536	104.9		2:39.450	
4	49.799	123.4	1:21.157	117.1	29.288	106.2		2:40.244		9	51.926	101.7	1:22.482	107.0				2:54.407	
5	50.138	122.7	1:19.350	118.1	29.267	108.5		2:38.755		10									

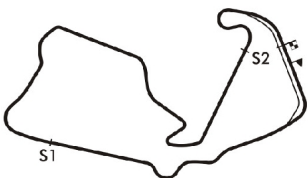
20 Gregory Thornton (SRD)									Chevron B8										
lap	Sect-1	Speed	Sect-2	Speed	Sect-3	Speed	TopSpeed	laptime	pit	lap	Sect-1	Speed	Sect-2	Speed	Sect-3	Speed	Topspeed	laptime	pit
1	54.717	120.9	1:21.819	114.9	28.955	114.0		2:45.491		5	45.160	131.6	1:13.260	121.6	27.023	115.8		2:25.443	
2	47.378	128.3	1:15.741	120.1	27.949	107.6		2:31.068		6	44.899	132.1	1:12.493	123.1	26.951	116.4		2:24.343	
3	46.852	130.3	1:13.994	111.8	28.159	109.4		2:29.005		7	44.898	132.1	1:10.935	121.8	26.393	117.6		2:22.226	
4	48.750	126.1	1:14.077	120.9	27.160	113.0		2:29.987		8	46.810	132.1	1:11.611	119.0				2:35.222	

21 Russell-Russell (A)									Lotus Elan										
lap	Sect-1	Speed	Sect-2	Speed	Sect-3	Speed	TopSpeed	laptime	pit	lap	Sect-1	Speed	Sect-2	Speed	Sect-3	Speed	Topspeed	laptime	pit
1	57.132	102.9	1:38.511	69.8	32.648	106.8		3:08.291		5	49.283	122.5	1:18.883	110.2	28.911	106.8		2:37.077	
2	49.145	120.3	1:21.232	112.0	30.211	107.5		2:40.588		6	50.939	98.0	1:31.153	103.1				3:02.200	
3	47.607	125.2	1:17.760	106.9	29.263	106.4		2:34.630		7	Out	123.8	1:19.666	113.7	29.197	107.5		4:18.180	P
4	48.234	116.7	1:20.995	99.4	30.547	107.6		2:39.776		8	48.186	124.3	1:17.449	114.9	28.634	106.9		2:34.269	

23 Darren Wilson (SRB)									Lotus 23A										
lap	Sect-1	Speed	Sect-2	Speed	Sect-3	Speed	TopSpeed	laptime	pit	lap	Sect-1	Speed	Sect-2	Speed	Sect-3	Speed	Topspeed	laptime	pit
1	53.105	117.3	1:20.628	113.4	29.425	109.2		2:43.158		6	47.164	128.6	1:15.448	124.3	28.267	114.6		2:30.879	
2	48.026	123.6	1:17.139	120.5	28.676	113.0		2:33.841		7	47.858	129.3	1:15.986	124.5	28.278	115.6		2:32.122	
3	50.499	127.6	1:16.553	123.8	1:16.216	110.9		3:23.268		8	46.117	125.7	1:16.298	119.2	28.921	111.7		2:31.336	
4	47.021	129.1	1:14.558	122.9	28.178	114.6		2:29.757		9	48.111	128.8	1:13.838	125.0	28.439	109.8		2:30.388	
5	46.791	129.8	1:14.688	119.4	28.909	113.2		2:30.388		10									

25 Hibberd-Griffiths (SRB)									Lotus 23B										
lap	Sect-1	Speed	Sect-2	Speed	Sect-3	Speed	TopSpeed	laptime	pit	lap	Sect-1	Speed	Sect-2	Speed	Sect-3	Speed	Topspeed	laptime	pit
1	51.474	125.7	1:21.254	114.5	28.786	112.2		2:41.514		6	Out	135.0	1:14.483	119.8	27.565	113.4		3:41.995	P
2	46.901	135.6	1:13.033	122.7	27.521	115.8		2:27.455		7	45.446	136.4	1:12.898	127.6	27.022	119.6		2:25.366	
3	45.593	134.5	1:13.183	123.6	27.818	116.0		2:26.594		8	44.997	135.3	1:12.699	127.6	27.308	117.6		2:25.004	
4	45.669	133.9	1:12.616	114.5	27.479	117.2		2:25.764		9	44.722	137.2	1:12.743	127.3	27.242	117.9		2:24.707	
5	45.837	135.8	1:14.037	122.9				2:35.227		10									

26 John Davison (A)									Lotus Elan 26R										
lap	Sect-1	Speed	Sect-2	Speed	Sect-3	Speed	TopSpeed	laptime	pit	lap	Sect-1	Speed	Sect-2	Speed	Sect-3	Speed	Topspeed	laptime	pit
1	58.655	112.4	1:21.364	116.1	32.338	97.3		2:52.357		6	46.818	126.6	1:14.319	122.2	28.229	110.2		2:29.366	
2	52.044	113.7	1:18.478	116.9	29.653	102.9		2:40.175		7	48.538	126.4	1:15.036	120.3	28.449	110.3		2:32.023	
3	49.521	126.4	1:15.724	115.3	29.193	107.8		2:34.438		8	48.174	104.2	1:25.637	76.3	32.686	112.4		2:46.497	
4	47.617	126.9	1:13.946	120.9	29.241	108.9		2:30.804		9	55.077	116.7	1:15.719	120.9	30.270	104.7		2:41.066	
5	47.637	126.6	1:15.369	120.3	28.516	110.3		2:31.522		10									



Session Start: 09:27:59 - Finish: 09:52:02
 Weather/Track Conditions: Bright / Damp
 Circuit: Silverstone Historic Grand Prix
 Track Length: 5.857 Km - 3.6394 miles

Silverstone International Trophy - 21 - 22 May 2016

Guards Trophy

Qualifying for Race 12 - Sector Analysis

27 Halstead-McPherson (SRC)									Crossle 9S								
lap	Sect-1	Speed	Sect-2	Speed	Sect-3	Speed	TopSpeed	laptime pit	lap	Sect-1	Speed	Sect-2	Speed	Sect-3	Speed	Topspeed	laptime pit
1	58.347	120.1	1:26.603	94.3	32.512	106.1		2:57.462	5	Out	120.7	1:16.096	107.0	28.886	110.3		5:10.933 P
2	50.580	113.0	1:22.205	109.5	29.599	110.5		2:42.384	6	48.989	118.6	1:19.120	92.3	30.345	104.4		2:38.454
3	48.398	129.3	1:15.683	113.6	28.227	114.2		2:32.308	7	50.800	114.7	1:18.021	108.6	28.671	92.5		2:37.492
4	47.079	130.1	1:20.000	100.2				2:43.498	8	49.902	110.6	1:19.315	109.3	29.327	95.0		2:38.544

32 Charles Allison (SRD)									Chevron B8								
lap	Sect-1	Speed	Sect-2	Speed	Sect-3	Speed	TopSpeed	laptime pit	lap	Sect-1	Speed	Sect-2	Speed	Sect-3	Speed	Topspeed	laptime pit
1	53.545	129.3	1:21.041	109.8	27.978	114.8		2:42.564	5	Out	125.4	1:13.930	124.3	27.817	118.7		6:27.877 P
2	46.194	129.3	1:18.073	120.3	26.982	120.7		2:31.249	6	44.390	137.0	1:11.231	128.8	26.353	119.8		2:21.974
3	47.384	134.2	1:12.898	125.4	27.517	117.6		2:27.799	7	46.838	127.8	1:12.799	114.3				2:37.339
4	44.914	133.2	1:14.109	106.2				2:35.244	8								

34 James Schryver (SRD)									Chevron B8								
lap	Sect-1	Speed	Sect-2	Speed	Sect-3	Speed	TopSpeed	laptime pit	lap	Sect-1	Speed	Sect-2	Speed	Sect-3	Speed	Topspeed	laptime pit
1	50.692	115.1	1:20.911	103.2	29.851	118.7		2:41.454	5	45.566	137.8	1:11.441	128.3	26.565	121.6		2:23.572
2	46.022	124.3	1:21.865	84.1				2:46.462	6	43.345	136.1	1:12.021	126.9	26.681	121.3		2:22.047
3	Out	135.3	1:11.488	123.6	27.142	121.6		5:39.017 P	7	43.516	137.5	1:10.215	129.8	26.475	122.2		2:20.206
4	44.024	137.8	1:12.262	118.4	26.376	120.0		2:22.662	8	43.814	138.1	1:14.221	119.8	26.401	117.9		2:24.436


36 Garside-Newall (SRB)									Lotus 23B								
lap	Sect-1	Speed	Sect-2	Speed	Sect-3	Speed	TopSpeed	laptime pit	lap	Sect-1	Speed	Sect-2	Speed	Sect-3	Speed	Topspeed	laptime pit
1	50.747	117.9	1:17.908	110.7	28.951	116.2		2:37.606	6	45.099	133.4	1:12.662	126.1	27.815	116.6		2:25.576
2	47.330	131.3	1:16.701	116.9	28.507	113.8		2:32.538	7	45.849	131.8	1:13.304	124.0	27.534	116.0		2:26.687
3	47.144	127.8	1:16.301	117.7	28.500	113.2		2:31.945	8	45.122	132.9	1:13.276	121.1	27.953	115.8		2:26.351
4	48.921	123.4	1:21.011	101.2				2:44.388	9	45.380	131.1	1:11.741	127.3	27.721	115.8		2:24.842
5	Out	132.1	1:14.023	125.7	27.797	116.2		3:49.844 P	10								

37 Steve Naish (B)									MG B								
lap	Sect-1	Speed	Sect-2	Speed	Sect-3	Speed	TopSpeed	laptime pit	lap	Sect-1	Speed	Sect-2	Speed	Sect-3	Speed	Topspeed	laptime pit
1	1:04.045	94.4	1:33.616	88.7	33.246	94.9		3:10.907	5	54.269	108.8	1:27.257	102.5	31.399	95.6		2:52.925
2	55.755	107.2	1:26.662	97.5	32.334	95.6		2:54.751	6	55.224	105.7	1:27.171	100.9	31.660	93.8		2:54.055
3	55.180	109.8	1:25.441	102.6	31.449	95.6		2:52.070	7	55.096	107.2	1:30.369	99.9	35.797	94.0		3:01.262
4	54.176	104.2	1:28.002	103.4	31.743	94.5		2:53.921	8	54.898	108.1	1:27.757	101.4	31.260	95.9		2:53.915

39 Taylor-Taylor (SRD)									Chevron B8								
lap	Sect-1	Speed	Sect-2	Speed	Sect-3	Speed	TopSpeed	laptime pit	lap	Sect-1	Speed	Sect-2	Speed	Sect-3	Speed	Topspeed	laptime pit
1	59.181	107.9	1:30.999	88.4	33.436	103.6		3:03.616	5	Out	131.1	1:14.137	122.7	26.905	116.2		4:18.445 P
2	50.385	122.7	1:19.717	113.0	29.647	103.9		2:39.749	6	45.017	130.8	1:11.644	127.3	26.801	113.8		2:23.462
3	49.528	120.5	1:22.329	110.0	29.158	107.3		2:41.015	7	45.370	129.8	1:10.616	125.9	27.294	115.6		2:23.280
4	50.377	122.2	1:22.639	94.8				2:52.003	8	45.458	130.1	1:11.880	126.4	44.107	112.8		2:41.445

41 Brian Casey (SRE)									Lenham P69								
lap	Sect-1	Speed	Sect-2	Speed	Sect-3	Speed	TopSpeed	laptime pit	lap	Sect-1	Speed	Sect-2	Speed	Sect-3	Speed	Topspeed	laptime pit
1	57.600	113.0	1:28.041	97.8	30.777	103.1		2:56.418	5	49.154	125.7	1:16.330	110.7	28.678	111.8		2:34.162
2	51.732	120.7	1:22.567	103.6				2:53.077	6	48.623	125.4	1:16.769	105.0	29.003	107.1		2:34.395
3	Out	113.4	1:25.344	108.6	30.259	107.3		4:03.072 P	7	48.710	126.9	1:15.983	116.3	29.648	105.1		2:34.341
4	49.807	125.9	1:18.516	113.9	28.544	112.2		2:36.867	8								

42 Colman-Colman (SRD)									Chevron B8								
lap	Sect-1	Speed	Sect-2	Speed	Sect-3	Speed	TopSpeed	laptime pit	lap	Sect-1	Speed	Sect-2	Speed	Sect-3	Speed	Topspeed	laptime pit
1	55.327	97.1	1:28.126	106.9	28.849	116.8		2:52.302	5	Out		In	126.4	27.354	119.1		3:51.292 P
2				115.3	28.596	117.2		2:37.033	6				129.1	26.265	120.2		2:22.371
3				121.6	27.980	118.3		2:29.893	7				126.9	27.189	117.4		2:25.907
4				126.1				2:31.769	8				128.3				3:06.560



Session Start: 09:27:59 - Finish: 09:52:02
Weather/Track Conditions: Bright / Damp
Circuit: Silverstone Historic Grand Prix
Track Length: 5.857 Km - 3.6394 miles

Silverstone International Trophy - 21 - 22 May 2016

Guards Trophy

Qualifying for Race 12 - Sector Analysis

43 Jones-Jones (SRC)									Elva Mk7								
lap	Sect-1	Speed	Sect-2	Speed	Sect-3	Speed	TopSpeed	laptime pit	lap	Sect-1	Speed	Sect-2	Speed	Sect-3	Speed	Topspeed	laptime pit
1				88.0	32.912	95.7		3:24.519	5	Out		In	88.5	33.115	103.4		4:59.340 P
2				92.9	32.770	96.4		2:55.766	6				96.8	31.683	<u>108.3</u>		3:06.290
3				99.3	<u>30.749</u>	102.9		<u>2:50.827</u>	7				101.1	31.739	102.3		2:51.391
4				<u>103.4</u>				2:53.803	8								

46 Mike Whitaker (D)									TVR Griffith								
lap	Sect-1	Speed	Sect-2	Speed	Sect-3	Speed	TopSpeed	laptime pit	lap	Sect-1	Speed	Sect-2	Speed	Sect-3	Speed	Topspeed	laptime pit
1	51.122	132.4	1:17.458	117.3	31.341	113.6		2:39.921	5	Out	124.5	1:13.667	119.4	27.563	119.1		3:40.712 P
2	46.191	144.9	1:12.242	118.4	28.227	115.4		2:26.660	6	45.852	139.8	1:13.320	125.0	28.419	113.2		2:27.591
3	44.426	<u>147.2</u>	1:10.761	122.2	27.775	120.2		<u>2:22.962</u>	7	44.371	146.5	1:11.542	<u>125.4</u>	<u>27.100</u>	<u>123.2</u>		2:23.013
4	<u>43.746</u>	140.7	1:15.250	102.3				2:31.320	8	54.644	93.9	1:37.747	70.6				3:17.343

52 Neil Daws (SRB)									Merlyn 6A								
lap	Sect-1	Speed	Sect-2	Speed	Sect-3	Speed	TopSpeed	laptime pit	lap	Sect-1	Speed	Sect-2	Speed	Sect-3	Speed	Topspeed	laptime pit
1	58.319	105.8	1:25.175	107.9	30.660	101.3		2:54.154	4	48.761	118.8	1:16.883	109.3	28.940	105.4		2:34.584
2	49.997	119.0	1:21.862	114.9	28.963	<u>107.1</u>		2:40.822	5	<u>48.393</u>	117.9	1:16.972	110.6	29.402	104.6		2:34.767
3	48.730	<u>124.7</u>	1:18.397	<u>115.3</u>	28.971	105.6		2:36.098	6	52.215	107.0	1:24.406	87.8				2:57.306


60 Andrew Hayden (C)									Austin Healey 3000 Mk2								
lap	Sect-1	Speed	Sect-2	Speed	Sect-3	Speed	TopSpeed	laptime pit	lap	Sect-1	Speed	Sect-2	Speed	Sect-3	Speed	Topspeed	laptime pit
1	1:04.518	92.4	1:32.939	92.8	34.246	92.2		3:11.703	6	<u>50.348</u>	120.3	1:24.465	98.8	32.511	94.8		2:47.324
2	54.946	116.7	1:30.772	86.9	32.045	102.3		2:57.763	7	52.351	119.0	1:20.945	<u>114.5</u>	30.764	104.6		2:44.060
3	53.051	119.8	1:22.163	109.1	31.070	101.3		2:46.284	8	50.439	<u>123.4</u>	1:20.006	111.7	30.894	103.2		<u>2:41.339</u>
4	51.184	109.1	1:23.487	97.3	31.584	102.3		2:46.255	9	52.122	120.1	1:21.813	113.2	<u>30.559</u>	<u>105.2</u>		2:44.494
5	52.196	119.2	1:22.059	104.0	32.883	103.2		2:47.138	10								

64 Martin Richardson (B)									MG B								
lap	Sect-1	Speed	Sect-2	Speed	Sect-3	Speed	TopSpeed	laptime pit	lap	Sect-1	Speed	Sect-2	Speed	Sect-3	Speed	Topspeed	laptime pit

65 Peter Thompson (D)									TVR Griffith								
lap	Sect-1	Speed	Sect-2	Speed	Sect-3	Speed	TopSpeed	laptime pit	lap	Sect-1	Speed	Sect-2	Speed	Sect-3	Speed	Topspeed	laptime pit
1	50.951	125.9	1:18.981	100.8	30.633	103.9		2:40.565	6	47.097	134.5	1:16.222	120.1	<u>28.167</u>	114.6		2:31.486
2	48.485	133.4	1:17.239	119.0	29.190	110.9		2:34.914	7	46.835	140.4	1:15.005	117.3	28.610	109.2		2:30.450
3	48.245	132.9	1:15.783	116.7	28.853	114.4		2:32.881	8	<u>46.790</u>	139.5	1:13.858	<u>121.6</u>	28.388	116.2		<u>2:29.036</u>
4	46.831	136.1	1:15.386	121.4	28.707	113.8		2:30.924	9	1:43.687	83.9	1:28.979	80.3	30.518	107.8		3:43.184
5	46.982	<u>140.7</u>	1:14.481	116.1	28.400	<u>117.0</u>		2:29.863	10								

66 Adams-Griffin (A)									Lotus Elan								
lap	Sect-1	Speed	Sect-2	Speed	Sect-3	Speed	TopSpeed	laptime pit	lap	Sect-1	Speed	Sect-2	Speed	Sect-3	Speed	Topspeed	laptime pit
1	55.785	101.1	1:28.275	96.6	32.655	98.9		2:56.715	5	Out	103.2	1:31.322	89.7	33.044	102.6		5:05.477 P
2	54.085	108.6	1:28.911	98.5	31.857	101.6		2:54.853	6	58.141	116.1	1:25.083	104.4	31.534	<u>102.9</u>		2:54.758
3	<u>50.911</u>	114.9	1:24.326	102.9	<u>30.637</u>	102.0		<u>2:45.874</u>	7	52.818	<u>116.3</u>	1:25.858	103.1	32.220	82.8		2:50.896
4	51.373	114.9	1:24.832	101.5				2:53.362	8	54.955	113.2	1:25.848	<u>105.0</u>	30.879	99.3		2:51.682

72 Jamie Boot (D)									TVR Griffith								
lap	Sect-1	Speed	Sect-2	Speed	Sect-3	Speed	TopSpeed	laptime pit	lap	Sect-1	Speed	Sect-2	Speed	Sect-3	Speed	Topspeed	laptime pit
1	59.430	104.0	1:30.437	102.3	31.093	105.7		3:00.960	6	<u>47.695</u>	<u>131.8</u>	1:18.464	104.7				2:44.041
2	51.852	124.7	1:20.853	105.2	30.088	108.3		2:42.793	7	Out	120.7	1:20.209	106.0	29.925	111.3		3:48.266 P
3	50.009	124.7	1:18.372	109.7	29.467	111.1		2:37.848	8	48.028	130.6	1:17.479	108.9	29.966	109.8		<u>2:35.473</u>
4	48.155	131.3	1:18.624	106.9	29.246	<u>112.0</u>		2:36.025	9	48.697	129.3	1:17.700	<u>112.6</u>	<u>29.245</u>	111.8		2:35.642
5	48.496	<u>131.8</u>	1:17.946	111.8	29.425	111.8		2:35.867	10								



Session Start: 09:27:59 - Finish: 09:52:02
Weather/Track Conditions: Bright / Damp
Circuit: Silverstone Historic Grand Prix
Track Length: 5.857 Km - 3.6394 miles

Silverstone International Trophy - 21 - 22 May 2016

Guards Trophy

Qualifying for Race 12 - Sector Analysis

75 Leo Voyazides (D)									AC Cobra								
lap	Sect-1	Speed	Sect-2	Speed	Sect-3	Speed	TopSpeed	laptime pit	lap	Sect-1	Speed	Sect-2	Speed	Sect-3	Speed	Topspeed	laptime pit
1	53.629	123.1	1:17.291	111.8	28.199	117.9		2:39.119	6	44.610	142.5	1:12.943	124.5	29.293	119.4		2:26.846
2	46.562	144.9	1:14.949	120.3	27.801	121.1		2:29.312	7	44.494	145.9	1:13.195	122.5	27.586	120.9		2:25.275
3	46.096	146.2	1:14.495	121.8	28.001	121.1		2:28.592	8	46.242	147.5	1:13.992	113.0	27.792	<u>123.2</u>		2:28.026
4	44.961	<u>148.5</u>	1:14.321	119.2	28.001	121.1		2:27.283	9	44.438	146.8	1:13.782	126.1	27.855	121.8		2:26.075
5	44.514	146.8	1:13.159	126.6	27.556	120.9		2:25.229	10	44.407	141.3	1:13.351	<u>127.3</u>	27.212	<u>123.2</u>		2:24.970

77 Brooks-Brooks (SRB)									Merlyn Mk6								
lap	Sect-1	Speed	Sect-2	Speed	Sect-3	Speed	TopSpeed	laptime pit	lap	Sect-1	Speed	Sect-2	Speed	Sect-3	Speed	Topspeed	laptime pit
1	58.060	108.8	1:29.566	98.3	30.841	104.9		2:58.467	4	50.969	125.0	1:20.403	106.2				2:47.416
2	50.696	130.1	1:20.434	108.2	29.484	107.3		2:40.614	5	Out	127.1	1:16.060	<u>113.4</u>	28.566	<u>110.9</u>		4:42.415 P
3	50.379	124.5	1:21.082	104.5	30.260	101.0		2:41.721	6								

79 Paul Pheysey (C)									Lotus Elan								
lap	Sect-1	Speed	Sect-2	Speed	Sect-3	Speed	TopSpeed	laptime pit	lap	Sect-1	Speed	Sect-2	Speed	Sect-3	Speed	Topspeed	laptime pit
1	58.501	102.0	1:28.095	101.1	31.462	99.3		2:58.058	4	49.176	<u>119.8</u>	1:19.962	112.2	29.964	<u>107.6</u>		2:39.102
2	52.442	118.1	1:26.197	92.7	32.627	100.1		2:51.266	5	48.975	114.1	1:19.785	<u>116.3</u>	38.524	106.6		2:47.284
3	50.708	111.3	1:22.261	102.1	30.647	103.1		2:43.616	6								


93 George Douglas (SRD)									Ginetta G16								
lap	Sect-1	Speed	Sect-2	Speed	Sect-3	Speed	TopSpeed	laptime pit	lap	Sect-1	Speed	Sect-2	Speed	Sect-3	Speed	Topspeed	laptime pit
1	54.919	117.1	1:24.396	104.4	30.621	111.8		2:49.936	5	Out	121.6	1:18.211	118.4	28.104	112.6		5:21.876 P
2	51.331	117.3	1:23.084	113.9	29.188	113.6		2:43.603	6	47.421	129.6	1:20.068	111.7	28.903	<u>116.2</u>		2:36.392
3	48.738	<u>131.6</u>	1:16.875	111.3	28.946	115.0		2:34.559	7	48.661	122.2	1:17.655	101.8	29.439	<u>116.2</u>		2:35.755
4	47.806	125.9	1:16.784	118.1				2:44.720	8	50.820	120.3	1:18.669	<u>122.7</u>	29.226	110.7		2:38.715

94 Andrew Bentley (B)									MG B								
lap	Sect-1	Speed	Sect-2	Speed	Sect-3	Speed	TopSpeed	laptime pit	lap	Sect-1	Speed	Sect-2	Speed	Sect-3	Speed	Topspeed	laptime pit
1	1:03.135	96.8	1:35.669	91.9	33.482	96.4		3:12.286	5	52.251	110.0	1:22.885	104.9	31.044	98.0		2:46.180
2	53.910	<u>113.2</u>	1:28.996	102.5	32.435	97.9		2:55.341	6	51.617	112.6	1:22.372	104.2	31.044	98.0		2:45.033
3	54.211	111.3	1:24.979	101.8	31.694	<u>98.3</u>		2:50.884	7	51.684	110.4	1:22.420	105.5	30.933	97.6		2:45.037
4	52.037	111.5	1:25.113	106.2	31.240	95.9		2:48.390	8	53.817	110.7	1:23.514	<u>106.5</u>	30.750	95.7		2:48.081

104 Michael Richings (SRB)									Merlyn Mk4A								
lap	Sect-1	Speed	Sect-2	Speed	Sect-3	Speed	TopSpeed	laptime pit	lap	Sect-1	Speed	Sect-2	Speed	Sect-3	Speed	Topspeed	laptime pit
1	58.187	110.4	1:32.548	100.8	31.343	95.7		3:02.078	6	53.244	109.1	1:25.070	107.7	30.383	94.1		2:48.697
2	53.276	99.4	1:26.184	111.3	30.400	102.0		2:49.860	7	52.097	113.4	1:22.703	108.6	29.284	<u>104.6</u>		2:44.084
3	53.071	110.9	1:28.999	105.8	31.217	96.9		2:53.287	8	50.084	<u>116.5</u>	1:21.855	<u>111.8</u>	29.408	97.6		2:41.347
4	52.439	114.7	1:25.608	101.5	30.717	97.7		2:48.764	9	51.947	112.2	1:21.768	106.7	30.361	102.4		2:44.076
5	53.075	102.8	1:25.786	104.9	31.499	93.3		2:50.360	10								

105 Ian Kilpatrick (SRE)									Ginetta G12								
lap	Sect-1	Speed	Sect-2	Speed	Sect-3	Speed	TopSpeed	laptime pit	lap	Sect-1	Speed	Sect-2	Speed	Sect-3	Speed	Topspeed	laptime pit
1	1:02.079	91.4	1:42.676	66.2	36.039	96.6		3:20.794	5	56.942	109.3	1:28.898	95.2	33.021	<u>102.6</u>		2:58.861
2	58.311	111.5	1:39.267	92.1	31.667	98.2		3:09.245	6	54.114	<u>118.6</u>	1:26.844	87.2	33.014	102.1		2:53.972
3	55.783	113.6	1:34.418	83.4	33.061	95.3		3:03.262	7	54.232	117.5	1:26.825	<u>100.9</u>	31.493	94.2		2:52.550
4	55.484	113.4	1:30.097	95.1	31.352	99.0		2:56.933	8	54.461	117.7	1:25.807	100.3	30.512	102.1		2:50.780

106 Ward-Booth-Macdonald (SRD)									Ginetta G16								
lap	Sect-1	Speed	Sect-2	Speed	Sect-3	Speed	TopSpeed	laptime pit	lap	Sect-1	Speed	Sect-2	Speed	Sect-3	Speed	Topspeed	laptime pit
1								2:49.859	5								2:29.157
2								2:42.248	6								2:31.109
3								2:34.454	7								2:32.351
4								2:32.404	8								2:45.949



Session Start: 09:27:59 - Finish: 09:52:02
Weather/Track Conditions: Bright / Damp
Circuit: Silverstone Historic Grand Prix
Track Length: 5.857 Km - 3.6394 miles

Silverstone International Trophy - 21 - 22 May 2016

Guards Trophy

Qualifying for Race 12 - Sector Analysis

111 Schryver-Schryver (A)									Lotus Shapecraft Elan								
lap	Sect-1	Speed	Sect-2	Speed	Sect-3	Speed	TopSpeed	laptime pit	lap	Sect-1	Speed	Sect-2	Speed	Sect-3	Speed	Topspeed	laptime pit
1	58.195	118.8	1:23.980	115.5	30.429	96.1		2:52.604	5	Out	125.7	1:19.929	112.8	28.697	108.5		5:00.186 P
2	50.959	125.2	1:20.286	118.8	29.367	99.6		2:40.612	6	1:00.471	116.3	1:17.888	115.5	30.083	104.2		2:48.442
3	49.564	128.6	1:17.757	119.2	29.939	98.6		2:37.260	7	49.083	128.1	1:16.516	118.4				3:10.682
4	49.678	128.1	1:16.772	122.0				2:41.853	8								

130 Smithies-Clarkson (SRD)									Chevron B8								
lap	Sect-1	Speed	Sect-2	Speed	Sect-3	Speed	TopSpeed	laptime pit	lap	Sect-1	Speed	Sect-2	Speed	Sect-3	Speed	Topspeed	laptime pit
1	54.929	119.8	1:23.431	108.9	30.342	107.3		2:48.702	5	50.841	122.0	1:20.221	113.7				2:47.576
2	50.861	125.2	1:19.768	113.0	29.888	109.8		2:40.517	6	Out	116.7	1:19.898	102.9	29.479	108.9		4:44.425 P
3	49.338	127.6	1:18.422	110.2	29.436	116.0		2:37.196	7	47.443	127.8	1:16.982	107.7	28.628	109.4		2:33.053
4	48.287	127.1	1:16.718	120.5	28.974	112.4		2:33.979	8	47.535	128.3	1:16.021	114.1	27.929	111.3		2:31.485

136 Mark Russell (C)									Jaguar E-type								
lap	Sect-1	Speed	Sect-2	Speed	Sect-3	Speed	TopSpeed	laptime pit	lap	Sect-1	Speed	Sect-2	Speed	Sect-3	Speed	Topspeed	laptime pit
1	56.100	114.7	1:26.654	103.2	30.743	104.1		2:53.497	6	49.382	120.7	1:20.190	118.8	29.947	110.5		2:39.519
2	51.059	124.7	1:21.715	109.3	30.306	103.7		2:43.080	7	49.116	122.2	1:20.495	114.1	30.313	109.8		2:39.924
3	49.382	121.1	1:21.906	115.5	29.886	110.3		2:41.174	8	49.522	125.0	1:19.529	108.9	30.281	110.9		2:39.332
4	48.393	126.1	1:19.637	119.0	29.361	110.7		2:37.391	9	50.080	124.3	1:19.678	114.7	29.906	108.2		2:39.664
5	48.975	125.0	1:19.678	115.7	29.728	109.6		2:38.381	10								

152 Harris-Wilmoth (C)									Austin Healey 3000								
lap	Sect-1	Speed	Sect-2	Speed	Sect-3	Speed	TopSpeed	laptime pit	lap	Sect-1	Speed	Sect-2	Speed	Sect-3	Speed	Topspeed	laptime pit
1	55.971	115.7	1:21.885	103.4	32.689	99.6		2:50.545	5	49.687	123.4	1:20.869	110.0				2:48.670
2	50.609	123.6	1:19.241	112.4	30.606	100.4		2:40.456	6	Out	105.4	1:27.773	97.0	33.144	101.8		4:18.648 P
3	50.023	124.3	1:20.184	100.6	30.527	107.8		2:40.734	7	54.629	104.5	1:29.316	104.7	32.282	101.6		2:56.227
4	49.983	123.8	1:20.973	106.9	30.279	107.1		2:41.235	8	54.543	103.4	1:27.190	94.7	34.040	98.6		2:55.773

154 Aylett-Farrall (INV)									GSM Delta Coupe								
lap	Sect-1	Speed	Sect-2	Speed	Sect-3	Speed	TopSpeed	laptime pit	lap	Sect-1	Speed	Sect-2	Speed	Sect-3	Speed	Topspeed	laptime pit
1	1:00.122	108.8	1:30.996	93.7	33.877	96.3		3:04.995	5	52.764	111.8	1:24.829	105.8				2:59.311
2	53.531	113.0	1:26.241	103.1	32.174	97.7		2:51.946	6	Out	96.7	1:44.188	91.3	35.133	88.3		4:39.360 P
3	53.151	112.4	1:24.948	106.0	31.426	99.3		2:49.525	7	1:03.832	106.2	1:36.201	98.8	33.519	94.5		3:13.552
4	53.144	112.8	1:23.417	102.6	31.603	98.3		2:48.164	8	58.636	109.8	1:30.065	105.0	32.610	96.6		3:01.311

155 Haines-Bagnall (B)									MG B								
lap	Sect-1	Speed	Sect-2	Speed	Sect-3	Speed	TopSpeed	laptime pit	lap	Sect-1	Speed	Sect-2	Speed	Sect-3	Speed	Topspeed	laptime pit
1	1:04.816	92.1	1:35.955	97.3	34.001	91.6		3:14.772	5	58.183	103.7	1:31.476	70.6	34.407	91.9		3:04.066
2	56.025	103.9	1:30.594	99.7	32.312	90.7		2:58.931	6	56.189	105.4	1:29.506	98.5	33.857	91.9		2:59.552
3	55.097	101.2	1:31.055	98.1				3:04.560	7	57.632	103.2	1:28.358	100.6	33.406	92.2		2:59.396
4	Out	101.1	1:33.376	88.2	34.789	88.8		4:51.396 P	8								

172 Jonathan Loader (B)									MG B								
lap	Sect-1	Speed	Sect-2	Speed	Sect-3	Speed	TopSpeed	laptime pit	lap	Sect-1	Speed	Sect-2	Speed	Sect-3	Speed	Topspeed	laptime pit
1	57.672	110.6	1:25.096	107.0	30.583	98.5		2:53.351	5	Out	98.5	1:26.217	106.4	31.365	98.2		4:34.108 P
2	51.821	114.3	1:25.196	107.2	31.691	96.7		2:48.708	6	52.408	110.6	1:24.564	107.9	30.714	98.2		2:47.686
3	53.292	113.2	1:25.375	105.2	31.245	99.6		2:49.912	7	51.715	113.6	1:23.277	107.9	30.500	98.7		2:45.492
4	52.485	112.0	1:21.097	106.0				2:51.136	8	51.241	113.7	1:23.439	102.0				2:50.899




Session Start: 09:27:59 - Finish: 09:52:02
Weather/Track Conditions: Bright / Damp
Circuit: Silverstone Historic Grand Prix
Track Length: 5.857 Km - 3.6394 miles

Silverstone International Trophy - 21 - 22 May 2016

Guards Trophy

Qualifying for Race 12 - Best Sector Times

POS	NO	DRIVER/S	Sector 1			Sector 2			Sector 3			IDEAL LAP	BEST LAP	On
			TIME	LAP	POS	TIME	LAP	POS	TIME	LAP	POS			
1	4	Watson-O'Connell	43.072	4	1	1:08.367	4	2	25.953	4	2	2:17.392	2:17.392	4
2	2	George Tizzard	43.909	3	4	1:08.252	10	1	25.733	6	1	2:17.894	2:19.194	10
3	34	James Schryver	43.345	6	2	1:10.215	7	3	26.376	4	5	2:19.936	2:20.206	7
4	32	Charles Allison	44.390	6	5	1:11.231	6	7	26.353	6	4	2:21.974	2:21.974	6
5	20	Gregory Thornton	44.898	7	10	1:10.935	7	6	26.393	7	6	2:22.226	2:22.226	7
6	42	Colman-Colman	55.327	1	43	1:28.126	1	42	26.265	6	3	2:49.718	2:22.371	6
7	46	Mike Whitaker	43.746	4	3	1:10.761	3	5	27.100	7	10	2:21.607	2:22.962	3
8	39	Taylor-Taylor	45.017	6	11	1:10.616	7	4	26.801	6	7	2:22.434	2:23.280	7
9	1	Gardiner-Cox	44.719	9	8	1:11.993	9	9	27.361	8	12	2:24.073	2:24.449	9
10	25	Hibberd-Griffiths	44.722	9	9	1:12.616	4	10	27.022	7	9	2:24.360	2:24.707	9
11	36	Garside-Newall	45.099	6	12	1:11.741	9	8	27.534	7	14	2:24.374	2:24.842	9
12	75	Leo Voyazides	44.407	10	6	1:12.943	6	11	27.212	10	11	2:24.562	2:24.970	10
13	6	Thompson-McClurg							26.871	5	8		2:25.251	9
14	5	Thomas-Turkington	45.232	8	13	1:13.173	7	12	27.887	8	16	2:26.292	2:27.225	8
15	14	Spiers-Hetherington	44.538	9	7	1:13.229	7	13	27.702	4	15	2:25.469	2:27.325	7
16	65	Peter Thompson	46.790	8	16	1:13.858	8	15	28.167	6	19	2:28.815	2:29.036	8
17	106	Ward-Booth-Macdonald											2:29.157	5
18	7	Goodwin-Hollamby	46.251	7	15	1:15.290	7	17	27.496	9	13	2:29.037	2:29.230	7
19	26	John Davison	46.818	6	17	1:13.946	4	16	28.229	6	22	2:28.993	2:29.366	6
20	23	Darren Wilson	46.117	8	14	1:13.838	9	14	28.178	4	20	2:28.133	2:29.757	4
21	130	Smithies-Clarkson	47.443	7	21	1:16.021	8	20	27.929	8	17	2:31.393	2:31.485	8
22	27	Halstead-McPherson	47.079	4	18	1:15.683	3	18	28.227	3	21	2:30.989	2:32.308	3
23	10	Stuart Tizzard	47.827	5	24	1:16.969	4	25	28.567	4	25	2:33.363	2:33.390	4
24	41	Brian Casey	48.623	6	27	1:15.983	7	19	28.544	4	23	2:33.150	2:34.162	5
25	21	Russell-Russell	47.607	3	22	1:17.449	8	27	28.634	8	26	2:33.690	2:34.269	8
26	93	George Douglas	47.421	6	20	1:16.784	4	23	28.104	5	18	2:32.309	2:34.559	3
27	52	Neil Daws	48.393	5	25	1:16.883	4	24	28.940	4	30	2:34.216	2:34.584	4
28	8	Paul Tooms	48.865	7	30	1:17.271	7	26	28.844	6	28	2:34.980	2:35.152	7
29	72	Jamie Boot	47.695	6	23	1:17.479	8	28	29.245	9	31	2:34.419	2:35.473	8
30	19	Nick Pancisi	49.256	8	32	1:17.758	7	29	28.914	7	29	2:35.928	2:36.187	7
31	111	Schryver-Schryver	49.083	7	31	1:16.516	7	22	28.697	5	27	2:34.296	2:37.260	3
32	136	Mark Russell	48.393	4	26	1:19.529	8	31	29.361	4	33	2:37.283	2:37.391	4
33	79	Paul Pheysey	48.820	6	28	1:19.785	5	32	29.964	4	35	2:38.569	2:39.102	4
34	152	Harris-Wilmoth	49.687	5	33	1:19.241	2	30	30.279	4	36	2:39.207	2:40.456	2
35	77	Brooks-Brooks	47.409	6	19	1:16.060	5	21	28.566	5	24	2:32.035	2:40.614	2
36	9	Goff-Goff	48.838	5	29	1:21.569	4	35	29.838	2	34	2:40.245	2:41.151	2
37	60	Andrew Hayden	50.348	6	35	1:20.006	8	33	30.559	9	39	2:40.913	2:41.339	8
38	104	Michael Richings	50.084	8	34	1:21.768	9	36	29.284	7	32	2:41.136	2:41.347	8
39	94	Andrew Bentley	51.617	6	38	1:22.372	6	37	30.750	8	42	2:44.739	2:45.033	6
40	172	Jonathan Loader	51.241	8	37	1:21.097	4	34	30.500	7	37	2:42.838	2:45.492	7
41	66	Adams-Griffin	50.911	3	36	1:24.326	3	39	30.637	3	40	2:45.874	2:45.874	3
42	154	Aylett-Farrall	52.764	5	39	1:23.417	4	38	31.426	3	44	2:47.607	2:48.164	4
43	105	Ian Kilpatrick	54.114	6	40	1:25.807	8	41	30.512	8	38	2:50.433	2:50.780	8
44	43	Jones-Jones							30.749	3	41		2:50.827	3



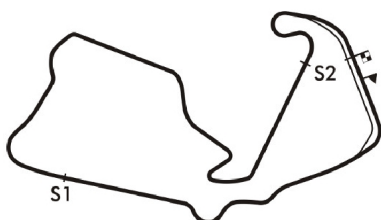
Session Start: 09:27:59 - Finish: 09:52:02
Weather/Track Conditions: Bright / Damp
Circuit: Silverstone Historic Grand Prix
Track Length: 5.857 Km - 3.6394 miles

Silverstone International Trophy - 21 - 22 May 2016

Guards Trophy

Qualifying for Race 12 - Best Sector Times

POS	NO	DRIVER/S	Sector 1			Sector 2			Sector 3			IDEAL LAP	BEST LAP	On
			TIME	LAP	POS	TIME	LAP	POS	TIME	LAP	POS			
45	37	Steve Naish	54.176	4	41	1:25.441	3	40	31.260	8	43	2:50.877	2:52.070	3
46	155	Haines-Bagnall	55.097	3	42	1:28.358	7	43	32.312	2	45	2:55.767	2:58.931	2
47	64	Martin Richardson												



Session Start: 09:27:59 - Finish: 09:52:02
Weather/Track Conditions: Bright / Damp
Circuit: Silverstone Historic Grand Prix
Track Length: 5.857 Km - 3.6394 miles




Silverstone International Trophy - 21 - 22 May 2016

Guards Trophy

Qualifying for Race 12 - Best Sector Speeds

	NO	SECTOR 1	MPH	NO	SECTOR 2	MPH	NO	SECTOR 3	MPH
1	75	Leo Voyazides	148.5	34	James Schryver	129.8	1	Gardiner-Cox	123.2
2	46	Mike Whitaker	147.2	1	Gardiner-Cox	129.1	46	Mike Whitaker	123.2
3	1	Gardiner-Cox	144.9	14	Spiers-Hetherington	129.1	75	Leo Voyazides	123.2
4	14	Spiers-Hetherington	143.7	42	Colman-Colman	129.1	34	James Schryver	122.2
5	65	Peter Thompson	140.7	32	Charles Allison	128.8	14	Spiers-Hetherington	121.1
6	34	James Schryver	138.1	4	Watson-O'Connell	128.3	32	Charles Allison	120.7
7	25	Hibberd-Griffiths	137.2	6	Thompson-McClurg	128.1	42	Colman-Colman	120.2
8	32	Charles Allison	137.0	25	Hibberd-Griffiths	127.6	6	Thompson-McClurg	120.0
9	4	Watson-O'Connell	133.4	36	Garside-Newall	127.3	25	Hibberd-Griffiths	119.6
10	36	Garside-Newall	133.4	39	Taylor-Taylor	127.3	4	Watson-O'Connell	118.9
11	77	Brooks-Brooks	133.4	75	Leo Voyazides	127.3	2	George Tizzard	118.7
12	10	Stuart Tizzard	133.2	5	Thomas-Turkington	125.4	10	Stuart Tizzard	117.9
13	20	Gregory Thornton	132.1	46	Mike Whitaker	125.4	20	Gregory Thornton	117.6
14	5	Thomas-Turkington	131.8	23	Darren Wilson	125.0	65	Peter Thompson	117.0
15	72	Jamie Boot	131.8	2	George Tizzard	124.7	36	Garside-Newall	116.6
16	7	Goodwin-Hollamby	131.6	20	Gregory Thornton	123.1	39	Taylor-Taylor	116.2
17	93	George Douglas	131.6	93	George Douglas	122.7	93	George Douglas	116.2
18	2	George Tizzard	131.1	26	John Davison	122.2	130	Smithies-Clarkson	116.0
19	39	Taylor-Taylor	131.1	111	Schryver-Schryver	122.0	23	Darren Wilson	115.6
20	27	Halstead-McPherson	130.1	65	Peter Thompson	121.6	5	Thomas-Turkington	115.2
21	23	Darren Wilson	129.8	7	Goodwin-Hollamby	121.4	7	Goodwin-Hollamby	114.6
22	111	Schryver-Schryver	128.6	10	Stuart Tizzard	120.5	27	Halstead-McPherson	114.2
23	130	Smithies-Clarkson	128.3	130	Smithies-Clarkson	120.5	26	John Davison	112.4
24	26	John Davison	126.9	136	Mark Russell	119.0	41	Brian Casey	112.2
25	41	Brian Casey	126.9	19	Nick Pancisi	118.1	72	Jamie Boot	112.0
26	136	Mark Russell	126.1	41	Brian Casey	116.3	8	Paul Tooms	111.3
27	19	Nick Pancisi	125.9	79	Paul Pheyse	116.3	77	Brooks-Brooks	110.9
28	8	Paul Tooms	125.7	52	Neil Daws	115.3	136	Mark Russell	110.9
29	21	Russell-Russell	125.2	21	Russell-Russell	114.9	9	Goff-Goff	109.2
30	52	Neil Daws	124.7	60	Andrew Hayden	114.5	19	Nick Pancisi	108.9
31	152	Harris-Wilmoth	124.3	27	Halstead-McPherson	113.6	111	Schryver-Schryver	108.5
32	60	Andrew Hayden	123.4	77	Brooks-Brooks	113.4	43	Jones-Jones	108.3
33	79	Paul Pheyse	119.8	8	Paul Tooms	112.6	152	Harris-Wilmoth	107.8
34	105	Ian Kilpatrick	118.6	72	Jamie Boot	112.6	21	Russell-Russell	107.6
35	104	Michael Richings	116.5	152	Harris-Wilmoth	112.4	79	Paul Pheyse	107.6
36	66	Adams-Griffin	116.3	104	Michael Richings	111.8	52	Neil Daws	107.1
37	172	Jonathan Loader	114.3	172	Jonathan Loader	107.9	60	Andrew Hayden	105.2
38	9	Goff-Goff	114.1	94	Andrew Bentley	106.5	104	Michael Richings	104.6
39	94	Andrew Bentley	113.2	154	Aylett-Farrall	106.0	66	Adams-Griffin	102.9
40	154	Aylett-Farrall	113.0	66	Adams-Griffin	105.0	105	Ian Kilpatrick	102.6



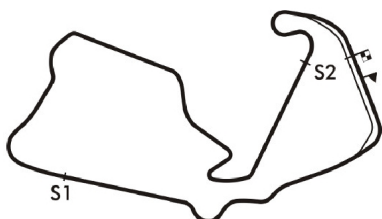
Session Start: 09:27:59 - Finish: 09:52:02
Weather/Track Conditions: Bright / Damp
Circuit: Silverstone Historic Grand Prix
Track Length: 5.857 Km - 3.6394 miles

Silverstone International Trophy - 21 - 22 May 2016

Guards Trophy

Qualifying for Race 12 - Best Sector Speeds

41	37	Steve Naish	109.8	9	Goff-Goff	104.5	172	Jonathan Loader	99.6
42	155	Haines-Bagnall	105.4	37	Steve Naish	103.4	154	Aylett-Farrall	99.3
43	42	Colman-Colman	97.1	43	Jones-Jones	103.4	94	Andrew Bentley	98.3
44	64	Martin Richardson	92.7	105	Ian Kilpatrick	100.9	37	Steve Naish	95.9
45	6	Thompson-McClurg	0.0	155	Haines-Bagnall	100.6	155	Haines-Bagnall	92.2
46	43	Jones-Jones	0.0	64	Martin Richardson	0.0	64	Martin Richardson	79.8
47	68	Ugo-Bernberg	0.0	68	Ugo-Bernberg	0.0	68	Ugo-Bernberg	0.0
48	106	Ward-Booth-Macdonald	0.0	106	Ward-Booth-Macdonald	0.0	106	Ward-Booth-Macdonald	0.0
49	146	Bruce Chambers	0.0	146	Bruce Chambers	0.0	146	Bruce Chambers	0.0



Session Start: 09:27:59 - Finish: 09:52:02

Weather/Track Conditions: Bright / Damp

Circuit: Silverstone Historic Grand Prix

Track Length: 5.857 Km - 3.6394 miles



Silverstone International Trophy - 21 - 22 May 2016

Guards Trophy

Race 12 - Starting Grid

Sheet No:

Start Time : 15:45 - Heat Duration : 40 Minutes

24	47	64	Martin Richardson			
23	45	37	Steve Naish	46	155	Haines-Bagnall
22	43	105	Ian Kilpatrick	44	43	Jones-Jones
21	41	66	Adams-Griffin	42	154	Aylett-Farrall
20	39	94	Andrew Bentley	40	172	Jonathan Loader
19	37	60	Andrew Hayden	38	104	Michael Richings
18	35	77	Brooks-Brooks	36	9	Goff-Goff
17	33	79	Paul Pheysey	34	152	Harris-Wilmoth
16	31	111	Schryver-Schryver	32	136	Mark Russell
15	29	72	Jamie Boot	30	19	Nick Pancisi
14	27	52	Neil Daws	28	8	Paul Tooms
13	25	21	Russell-Russell	26	93	George Douglas
12	23	10	Stuart Tizzard	24	41	Brian Casey
11	21	130	Smithies-Clarkson	22	27	Halstead-McPherson
10	19	26	John Davison	20	23	Darren Wilson
9	17	106	Ward-Booth-Macdonald	18	7	Goodwin-Hollamby
8	15	14	Spiers-Hetherington	16	65	Peter Thompson
7	13	6	Thompson-McClurg	14	5	Thomas-Turkington
6	11	36	Garside-Newall	12	75	Leo Voyazides
5	9	1	Gardiner-Cox	10	25	Hibberd-Griffiths
4	7	46	Mike Whitaker	8	39	Taylor-Taylor
3	5	20	Gregory Thornton	6	42	Colman-Colman
2	3	34	James Schryver	4	32	Charles Allison
1	1	4	Watson-O'Connell	2	2	George Tizzard

Pole Right

ROW

ALL RACES AT THIS EVENT WILL HAVE A ROLLING START

*Circuit: Silverstone Historic Grand Prix
Track Length: 5.857 Km - 3.6394 miles*

These results are provisional until the conclusion of any judicial and technical matters.

Clerk of the Course: <div style="text-align: right;">Julian Floyd</div>	Timekeeper: <div style="text-align: right;">Nick Palmer</div>	Issued at:
--	--	------------



Silverstone International Trophy - 21 - 22 May 2016

Historic Touring Cars Qualifying for Race 13 - Classification

Sheet No:

POS	NO	DRIVER/S	CLASS	CLASS POS	CAR MAKE / MODEL	TIME	ON	LAPS	GAP	DIFF	MPH
1	8	Leo Voyazides	K1	1	Ford Falcon	2:30.570	7	8			87.01
2	6	Warren Briggs	K1	2	Ford Mustang	2:31.485	3	7	0.915	0.915	86.49
3	113	Andy Wolfe	K2	1	Ford Lotus Cortina	2:32.813	7	7	2.243	1.328	85.74
4	68	Graham Pattle	K2	2	Ford Lotus Cortina	2:36.047	7	7	5.477	3.234	83.96
5	40	John Davison	K2	3	Ford Lotus Cortina	2:36.279	5	6	5.709	0.232	83.84
6	42	John Spiers	K2	4	Ford Lotus Cortina	2:36.322	3	6	5.752	0.043	83.81
7	123	Ross Hyett	K1	3	Ford Mustang	2:36.771	6	7	6.201	0.449	83.57
8	12	Gregory Thornton	K1	4	Ford Mustang	2:36.791	6	7	6.221	0.020	83.56
9	66	Rob Fenn	K1	5	Ford Mustang	2:36.910	7	7	6.340	0.119	83.50
10	35	Mark Burton	K1	6	Ford Mustang	2:37.325	6	7	6.755	0.415	83.28
11	1	Simon Benoy	E	1	Hillman Imp	2:38.063	6	7	7.493	0.738	82.89
12	15	Mark Watts	K1	7	Ford Mustang	2:38.304	3	7	7.734	0.241	82.76
13	69	Bob Bullen	C	1	Ford Anglia	2:38.455	3	7	7.885	0.151	82.68
14	92	Colin Gunton	E	2	Hillman Imp	2:38.713	5	7	8.143	0.258	82.55
15	60	Paul Pheysey	K2	5	Ford Lotus Cortina	2:39.158	7	7	8.588	0.445	82.32
16	20	Endaf Owens	K3	1	Austin Mini Cooper S	2:39.642	6	7	9.072	0.484	82.07
17	85	Roger Godfrey	D	1	Austin Cooper S	2:40.102	6	7	9.532	0.460	81.83
18	77	Nick Paddy	K3	2	Morris Cooper S	2:40.669	6	7	10.099	0.567	81.54
19	55	Tim Stanbridge	K3	3	Morris Cooper S	2:41.161	4	7	10.591	0.492	81.30
20	32	Richard Belcher	B	1	Ford Cortina Mk1	2:41.653	6	7	11.083	0.492	81.05
21	7	David Moran	K2	6	Ford Lotus Cortina	2:42.514	7	7	11.944	0.861	80.62
22	56	David Alexander	C	2	Alfa Romeo Sprint GT	2:42.807	7	7	12.237	0.293	80.47
23	94	Steve Platts	E	3	Singer Chamois	2:42.827	7	7	12.257	0.020	80.46
24	89	Adrian Oliver	E	4	Hillman Imp	2:43.926	5	7	13.356	1.099	79.92
25	97	David Heale	E	5	Hillman Imp	2:44.522	3	5	13.952	0.596	79.64
26	57	David Hall	K2	7	Ford Lotus Cortina	2:44.985	3	7	14.415	0.463	79.41
27	47	Nigel Cox	K2	8	Ford Lotus Cortina	2:45.656	7	7	15.086	0.671	79.09
28	95	Shaun Hazlewood	E	6	Hillman Imp	2:46.644	6	7	16.074	0.988	78.62
29	136	Jim Chapman	K1	8	Chevrolet Corvair	2:56.891	3	4	26.321	10.247	74.07
30	104	Graham Briggs	E	7	Hillman Imp	2:59.496	3	6	28.926	2.605	72.99
31	51	Ian Claridge	C	3	Ford Anglia	3:00.689	4	6	30.119	1.193	72.51
32	93	Stuart Kerr	E	8	Singer Chamois	3:17.929	1	2	47.359	17.240	66.19

Cars 104 & 123 require working transponders - Regulation Q.12.2.1 refers.

Session Start: 10:01:13 - Finish: 10:20:17

Weather/Track Conditions: Bright / Damp

Circuit: Silverstone Historic Grand Prix

Track Length: 5.857 Km - 3.6394 miles

ALL RACES AT THIS EVENT WILL HAVE A ROLLING START

These results are provisional until the conclusion of any judicial and technical matters.

Clerk of the Course: <div style="text-align: right;">Julian Floyd</div>	Timekeeper: <div style="text-align: right;">Nick Palmer</div>	Issued at:
--	--	------------

Silverstone International Trophy - 21 - 22 May 2016

Historic Touring Cars

Qualifying for Race 13 - Sector Analysis

1 Simon Benoy (E)									Hillman Imp								
lap	Sect-1	Speed	Sect-2	Speed	Sect-3	Speed	TopSpeed	laptime pit	lap	Sect-1	Speed	Sect-2	Speed	Sect-3	Speed	Topspeed	laptime pit
1	52.393	106.9	1:20.911	103.1	29.980	98.7		2:43.284	5	50.436	108.2	1:18.941	103.1	29.922	98.0		2:39.299
2	50.909	107.2	1:19.553	104.2	29.820	98.5		2:40.282	6	50.197	108.1	1:18.420	103.9	29.446	97.9		2:38.063
3	51.000	108.6	1:18.091	105.2	29.496	99.0		2:38.587	7	56.210	87.8	1:40.279	84.9				3:19.370
4	50.104	108.1	1:18.657	104.2	29.529	98.3		2:38.290	8								

6 Warren Briggs (K1)									Ford Mustang								
lap	Sect-1	Speed	Sect-2	Speed	Sect-3	Speed	TopSpeed	laptime pit	lap	Sect-1	Speed	Sect-2	Speed	Sect-3	Speed	Topspeed	laptime pit
1	56.056	119.2	1:23.016	109.5	29.197	110.9		2:48.269	5	52.527	90.2	1:26.844	95.1	30.363	108.7		2:49.734
2	47.859	133.9	1:18.964	125.0	28.568	114.8		2:35.391	6	48.925	127.8	1:18.822	109.7	28.720	108.2		2:36.467
3	46.871	135.6	1:16.091	124.0	28.523	114.2		2:31.485	7	47.822	133.9	1:17.880	124.3	28.577	108.3		2:34.279
4	47.024	135.0	1:17.086	123.1	28.930	108.3		2:33.040	8								

7 David Moran (K2)									Ford Lotus Cortina								
lap	Sect-1	Speed	Sect-2	Speed	Sect-3	Speed	TopSpeed	laptime pit	lap	Sect-1	Speed	Sect-2	Speed	Sect-3	Speed	Topspeed	laptime pit
1				95.6	31.054	98.3		2:53.097	5				107.2	30.525	99.2		2:46.307
2				100.8	32.048	98.6		2:52.689	6				108.9	29.850	98.0		2:42.654
3				110.2	30.256	99.5		2:44.331	7				108.4	29.775	98.7		2:42.514
4				107.2	30.294	98.9		2:45.281	8								


8 Leo Voyazides (K1)									Ford Falcon								
lap	Sect-1	Speed	Sect-2	Speed	Sect-3	Speed	TopSpeed	laptime pit	lap	Sect-1	Speed	Sect-2	Speed	Sect-3	Speed	Topspeed	laptime pit
1	50.120	121.6	1:19.872	112.6	28.845	117.2		2:38.837	5	46.744	135.0	1:16.359	116.1	28.927	113.8		2:32.030
2	46.958	132.9	1:16.686	114.3	28.815	115.0		2:32.459	6	46.566	138.7	1:15.958	124.3	28.622	115.2		2:31.146
3	46.838	136.7	1:15.963	117.1	28.908	113.4		2:31.709	7	46.269	137.8	1:15.518	117.1	28.783	113.4		2:30.570
4	46.712	137.2	1:16.212	116.5	28.613	113.0		2:31.537	8	46.999	137.5	1:16.168	113.4	29.456	110.5		2:32.623

12 Gregory Thornton (K1)									Ford Mustang								
lap	Sect-1	Speed	Sect-2	Speed	Sect-3	Speed	TopSpeed	laptime pit	lap	Sect-1	Speed	Sect-2	Speed	Sect-3	Speed	Topspeed	laptime pit
1	Out			98.1	31.907	105.6		2:49.569	5				100.5	29.228	112.6		2:47.300
2				110.2	29.489	109.8		2:41.849	6	48.875	130.8	1:18.859	112.0	29.057	108.9		2:36.791
3				106.2	29.558	107.6		2:36.939	7	49.659	122.5	1:18.497	110.2	29.034	109.8		2:37.190
4	49.397	126.4	1:21.875	110.0	28.918	113.6		2:40.190	8								

15 Mark Watts (K1)									Ford Mustang								
lap	Sect-1	Speed	Sect-2	Speed	Sect-3	Speed	TopSpeed	laptime pit	lap	Sect-1	Speed	Sect-2	Speed	Sect-3	Speed	Topspeed	laptime pit
1				90.6	31.496	108.5		2:51.528	5				115.7	30.280	107.1		2:40.203
2				113.0	30.391	101.8		2:44.252	6				108.1	30.412	107.6		2:41.452
3				108.4	30.053	108.0		2:38.304	7				97.0	32.737	107.8		2:48.204
4				112.8	30.161	107.8		2:38.650	8								

20 Endaf Owens (K3)									Austin Mini Cooper S								
lap	Sect-1	Speed	Sect-2	Speed	Sect-3	Speed	TopSpeed	laptime pit	lap	Sect-1	Speed	Sect-2	Speed	Sect-3	Speed	Topspeed	laptime pit
1	1:06.071	59.2	1:40.638	67.8	33.232	97.3		3:19.941	5	50.313	109.3	1:43.931	83.8	32.243	95.6		3:06.487
2	51.982	105.5	1:21.071	101.8	30.568	96.1		2:43.621	6	50.718	106.9	1:19.401	103.2	29.523	96.6		2:39.642
3	51.157	106.9	1:19.445	104.5	30.333	95.9		2:40.935	7	50.585	106.2	1:22.737	87.8				2:53.634
4	50.913	107.0	1:19.470	103.9	29.725	96.7		2:40.108	8								

32 Richard Belcher (B)									Ford Cortina Mk1								
lap	Sect-1	Speed	Sect-2	Speed	Sect-3	Speed	TopSpeed	laptime pit	lap	Sect-1	Speed	Sect-2	Speed	Sect-3	Speed	Topspeed	laptime pit
1	54.991	103.9	1:26.828	105.0	30.404	104.7		2:52.223	5	50.600	118.6	1:21.844	108.2	29.984	103.7		2:42.428
2	50.936	115.9	1:23.356	105.0	30.448	104.6		2:44.740	6	50.575	118.6	1:21.226	109.8	29.852	103.2		2:41.653
3	51.180	117.7	1:22.448	110.7	29.799	104.6		2:43.427	7	50.848	119.0	1:21.067	111.8	29.842	103.9		2:41.757
4	50.882	116.5	1:22.410	109.1	29.737	104.2		2:43.029	8								



Session Start: 10:01:13 - Finish: 10:20:17
Weather/Track Conditions: Bright / Damp
Circuit: Silverstone Historic Grand Prix
Track Length: 5.857 Km - 3.6394 miles

Silverstone International Trophy - 21 - 22 May 2016

Historic Touring Cars

Qualifying for Race 13 - Sector Analysis

35 Mark Burton (K1)									Ford Mustang										
lap	Sect-1	Speed	Sect-2	Speed	Sect-3	Speed	TopSpeed	laptime	pit	lap	Sect-1	Speed	Sect-2	Speed	Sect-3	Speed	Topspeed	laptime	pit
1	54.203	115.3	1:24.879	107.7	30.288	108.9		2:49.370		5	Out	118.1	1:21.355	116.9	29.622	109.2		3:58.818	P
2	49.356	130.3	1:21.414	102.1	31.354	100.1		2:42.124		6	48.548	132.4	1:19.088	122.5	29.689	108.0		2:37.325	
3	49.151	125.0	1:18.901	118.1	29.495	111.5		2:37.547		7	48.717	109.8	1:22.776	113.9	30.107	106.4		2:41.600	
4	48.437	114.7	1:19.175	120.7				2:44.797		8									

40 John Davison (K2)									Ford Lotus Cortina										
lap	Sect-1	Speed	Sect-2	Speed	Sect-3	Speed	TopSpeed	laptime	pit	lap	Sect-1	Speed	Sect-2	Speed	Sect-3	Speed	Topspeed	laptime	pit
1	53.582	105.8	1:25.005	97.3	31.421	98.9		2:50.008		4	50.210	114.9	1:18.552	112.2	29.271	101.8		2:38.033	
2	51.043	113.6	1:19.187	110.2	29.972	100.3		2:40.202		5	49.599	114.9	1:17.557	113.0	29.123	101.5		2:36.279	
3	50.905	114.3	1:18.726	110.6	29.837	100.6		2:39.468		6	54.756	90.3	1:23.915	91.3				2:56.254	

42 John Spiers (K2)									Ford Lotus Cortina										
lap	Sect-1	Speed	Sect-2	Speed	Sect-3	Speed	TopSpeed	laptime	pit	lap	Sect-1	Speed	Sect-2	Speed	Sect-3	Speed	Topspeed	laptime	pit
1	50.593	109.5	1:19.586	107.0	29.378	99.8		2:39.557		4	49.409	111.7	1:17.985	107.4	29.356	98.7		2:36.750	
2	49.488	110.9	1:18.829	106.9	29.416	98.9		2:37.733		5	49.324	111.7	1:19.010	107.9	29.184	99.2		2:37.518	
3	49.321	111.3	1:17.621	107.5	29.380	98.9		2:36.322		6	50.462	106.2	1:24.551	80.7				2:53.260	

47 Nigel Cox (K2)									Ford Lotus Cortina										
lap	Sect-1	Speed	Sect-2	Speed	Sect-3	Speed	TopSpeed	laptime	pit	lap	Sect-1	Speed	Sect-2	Speed	Sect-3	Speed	Topspeed	laptime	pit
1	55.339	108.6	1:26.394	102.6	31.726	99.8		2:53.459		5	51.863	111.8	1:23.955	106.0	30.616	99.6		2:46.434	
2	53.524	110.6	1:24.899	104.2	31.454	98.5		2:49.877		6	53.659	113.6	1:23.601	107.7	30.775	99.3		2:48.035	
3	52.777	110.6	1:24.877	105.2	31.990	97.7		2:49.644		7	51.492	111.7	1:22.915	107.2	31.249	98.0		2:45.656	
4	53.111	108.2	1:26.015	108.2	30.858	99.8		2:49.984		8									


51 Ian Claridge (C)									Ford Anglia										
lap	Sect-1	Speed	Sect-2	Speed	Sect-3	Speed	TopSpeed	laptime	pit	lap	Sect-1	Speed	Sect-2	Speed	Sect-3	Speed	Topspeed	laptime	pit
1	1:02.013	107.2	1:34.309	87.6	33.283	93.2		3:09.605		4	56.028	111.7	1:31.936	103.4	32.725	93.2		3:00.689	
2	56.779	110.9	1:32.732	97.7	32.773	97.6		3:02.284		5	55.958	110.4	1:32.826	99.6	33.497	93.8		3:02.281	
3	55.500	108.9	1:31.755	89.6	33.694	94.6		3:00.949		6	56.365	109.5	1:34.893	95.5	32.529	95.9		3:03.787	

55 Tim Stanbridge (K3)									Morris Cooper S										
lap	Sect-1	Speed	Sect-2	Speed	Sect-3	Speed	TopSpeed	laptime	pit	lap	Sect-1	Speed	Sect-2	Speed	Sect-3	Speed	Topspeed	laptime	pit
1				99.1	32.034	94.8		2:59.061		5				100.5	30.600	91.3		2:42.857	
2				100.8	30.358	94.8		2:46.458		6				100.3	31.325	72.2		2:45.021	
3				103.2	30.050	95.0		2:42.387		7				49.0				4:16.336	
4				102.6	30.222	94.1		2:41.161		8									

56 David Alexander (C)									Alfa Romeo Sprint GT										
lap	Sect-1	Speed	Sect-2	Speed	Sect-3	Speed	TopSpeed	laptime	pit	lap	Sect-1	Speed	Sect-2	Speed	Sect-3	Speed	Topspeed	laptime	pit
1	56.700	109.8	1:25.157	98.0	31.699	98.3		2:53.556		5	51.481	113.2	1:24.440	105.2	30.183	100.3		2:46.104	
2	51.716	111.1	1:24.236	99.7	31.603	99.0		2:47.555		6	52.044	113.7	1:21.644	106.4	30.423	99.2		2:44.111	
3	51.733	112.0	1:22.179	107.5	30.186	99.2		2:44.098		7	50.618	113.2	1:22.629	107.5	29.560	98.2		2:42.807	
4	51.687	113.2	1:24.756	103.9	30.650	99.6		2:47.093		8									

57 David Hall (K2)									Ford Lotus Cortina										
lap	Sect-1	Speed	Sect-2	Speed	Sect-3	Speed	TopSpeed	laptime	pit	lap	Sect-1	Speed	Sect-2	Speed	Sect-3	Speed	Topspeed	laptime	pit
1	59.449	109.1	1:28.943	95.6	32.633	99.0		3:01.025		5	51.586	112.4	1:23.071	104.5	30.554	98.2		2:45.211	
2	52.792	112.8	1:25.835	95.7	30.966	100.6		2:49.593		6	51.740	111.5	1:23.319	103.9	30.916	94.2		2:45.975	
3	51.672	108.4	1:22.728	107.7	30.585	100.7		2:44.985		7	57.706	79.4	1:39.562	78.2				3:21.719	
4	51.432	113.0	1:23.392	107.2	30.308	99.0		2:45.132		8									

60 Paul Pheysey (K2)									Ford Lotus Cortina										
lap	Sect-1	Speed	Sect-2	Speed	Sect-3	Speed	TopSpeed	laptime	pit	lap	Sect-1	Speed	Sect-2	Speed	Sect-3	Speed	Topspeed	laptime	pit
1	54.555	111.7	1:25.021	96.4	31.264	97.3		2:50.840		5	50.735	112.2	1:18.757	107.4	29.996	97.3		2:39.488	
2	51.701	114.5	1:25.082	106.7	30.176	97.7		2:46.959		6	50.663	112.8	1:18.702	108.2	29.845	96.7		2:39.210	
3	50.154	113.7	1:20.397	106.9	29.873	97.1		2:40.424		7	50.518	112.8	1:18.847	107.9	29.793	97.6		2:39.158	
4	51.001	112.6	1:19.182	108.2	29.981	98.0		2:40.164		8									



Silverstone International Trophy - 21 - 22 May 2016

Historic Touring Cars

Qualifying for Race 13 - Sector Analysis

66 Rob Fenn (K1)									Ford Mustang										
lap	Sect-1	Speed	Sect-2	Speed	Sect-3	Speed	TopSpeed	laptime	pit	lap	Sect-1	Speed	Sect-2	Speed	Sect-3	Speed	Topspeed	laptime	pit
1	54.656	118.4	1:25.427	102.6	30.692	108.7		2:50.775		5	50.517	125.7	1:21.309	93.7	31.344	110.7		2:43.170	
2	50.314	114.9	1:26.312	102.9	29.957	110.9		2:46.583		6	48.708	128.1	1:54.454	108.9	30.087	111.1		3:13.249	
3	49.662	123.1	1:21.494	103.7	30.990	106.2		2:42.146		7	48.410	129.8	1:18.913	114.3	29.587	112.0		2:36.910	
4	49.084	128.8	1:19.120	109.7	29.681	111.3		2:37.885		8									

68 Graham Pattle (K2)									Ford Lotus Cortina										
lap	Sect-1	Speed	Sect-2	Speed	Sect-3	Speed	TopSpeed	laptime	pit	lap	Sect-1	Speed	Sect-2	Speed	Sect-3	Speed	Topspeed	laptime	pit
1	53.908	110.2	1:25.230	108.8	30.394	104.2		2:49.532		5	48.885	116.5	1:17.760	111.5	29.457	101.8		2:36.102	
2				110.2	29.650	103.2		2:39.012		6				112.8	29.216	102.9		2:36.099	
3				112.0	29.649	103.7		2:37.502		7	49.135	116.3	1:17.493	111.8	29.419	102.6		2:36.047	
4				112.4	29.333	102.1		2:36.691		8									

69 Bob Bullen (C)									Ford Anglia										
lap	Sect-1	Speed	Sect-2	Speed	Sect-3	Speed	TopSpeed	laptime	pit	lap	Sect-1	Speed	Sect-2	Speed	Sect-3	Speed	Topspeed	laptime	pit
1				100.0	30.535	98.9		2:51.811		5				108.4	30.070	86.8		2:39.430	
2				108.4	30.084	97.7		2:40.982		6				108.2	31.296	72.8		2:39.712	
3				108.9	30.014	97.6		2:38.455		7				109.1	31.528	79.0		2:42.008	
4				108.4	29.952	96.7		2:38.679		8									

77 Nick Paddy (K3)									Morris Cooper S										
lap	Sect-1	Speed	Sect-2	Speed	Sect-3	Speed	TopSpeed	laptime	pit	lap	Sect-1	Speed	Sect-2	Speed	Sect-3	Speed	Topspeed	laptime	pit
1	57.465	106.7	1:26.153	100.6	30.451	97.7		2:54.069		5	51.369	112.0	1:21.586	105.8	29.676	98.3		2:42.631	
2	51.817	109.3	1:23.906	105.2	30.940	98.7		2:46.663		6	50.601	111.5	1:20.727	107.4	29.341	98.3		2:40.669	
3	52.173	105.8	1:22.931	104.2	31.649	99.8		2:46.753		7	57.237	73.2	1:40.465	72.5	38.712	83.6		3:16.414	
4	52.707	110.0	1:24.689	106.7	30.055	99.6		2:47.451		8									


85 Roger Godfrey (D)									Austin Cooper S										
lap	Sect-1	Speed	Sect-2	Speed	Sect-3	Speed	TopSpeed	laptime	pit	lap	Sect-1	Speed	Sect-2	Speed	Sect-3	Speed	Topspeed	laptime	pit
1	53.287	105.8	1:22.992	101.7	29.864	96.3		2:46.143		5	50.721	106.9	1:20.012	103.4	29.914	96.0		2:40.647	
2	51.279	106.5	1:23.399	103.1	29.619	96.9		2:44.297		6	50.677	108.2	1:19.648	103.7	29.777	96.1		2:40.102	
3	51.208	107.9	1:20.534	103.7	29.745	96.9		2:41.487		7	51.407	106.7	1:20.274	103.6	29.986	95.6		2:41.667	
4	50.687	108.1	1:20.061	104.7	30.050	96.1		2:40.798		8									

89 Adrian Oliver (E)									Hillman Imp										
lap	Sect-1	Speed	Sect-2	Speed	Sect-3	Speed	TopSpeed	laptime	pit	lap	Sect-1	Speed	Sect-2	Speed	Sect-3	Speed	Topspeed	laptime	pit
1	59.175	92.4	1:29.445	94.5	32.745	91.2		3:01.365		5	51.476	105.2	1:21.928	100.3	30.522	94.8		2:43.926	
2	56.508	104.4	1:23.926	100.6	32.648	91.1		2:53.082		6	51.713	104.9	1:21.598	100.2	30.719	94.1		2:44.030	
3	52.543	104.0	1:22.568	98.8	31.285	93.7		2:46.396		7	52.040	104.7	1:24.835	99.1	30.758	95.3		2:47.633	
4				99.7	30.713	94.1		2:45.831		8									

92 Colin Gunton (E)									Hillman Imp										
lap	Sect-1	Speed	Sect-2	Speed	Sect-3	Speed	TopSpeed	laptime	pit	lap	Sect-1	Speed	Sect-2	Speed	Sect-3	Speed	Topspeed	laptime	pit
1	54.132	105.4	1:20.680	104.5	31.243	96.7		2:46.055		5	49.876	106.7	1:18.578	103.2	30.259	96.0		2:38.713	
2	50.438	107.2	1:19.433	103.6	30.237	97.1		2:40.108		6	50.133	107.7	1:18.871	102.5	29.980	95.7		2:38.984	
3	50.058	108.2	1:19.545	102.8	30.264	96.7		2:39.867		7	50.337	108.2	1:19.303	103.4	29.846	95.7		2:39.486	
4	50.055	107.5	1:19.328	102.9	29.741	96.6		2:39.124		8									

93 Stuart Kerr (E)									Singer Chamois										
lap	Sect-1	Speed	Sect-2	Speed	Sect-3	Speed	TopSpeed	laptime	pit	lap	Sect-1	Speed	Sect-2	Speed	Sect-3	Speed	Topspeed	laptime	pit
1	1:06.764	91.9	1:36.942	90.1	34.223	92.6		3:17.929		2	1:01.157	87.6	1:53.426	67.5				3:46.693	

94 Steve Platts (E)									Singer Chamois										
lap	Sect-1	Speed	Sect-2	Speed	Sect-3	Speed	TopSpeed	laptime	pit	lap	Sect-1	Speed	Sect-2	Speed	Sect-3	Speed	Topspeed	laptime	pit
1	1:04.466	77.8	1:34.620	93.5	33.983	95.9		3:13.069		5	51.595	107.4	1:21.807	101.4	30.421	96.3		2:43.823	
2	52.671	106.4	1:24.239	100.2	30.531	96.7		2:47.441		6				101.8	31.438	96.0		2:43.922	
3	52.036	104.9	1:23.016	102.0	29.826	98.0		2:44.878		7	51.267	106.4	1:20.993	101.5	30.567	97.3		2:42.827	
4	52.262	105.5	1:23.584	101.8	30.695	97.4		2:46.541		8									



Session Start: 10:01:13 - Finish: 10:20:17
Weather/Track Conditions: Bright / Damp
Circuit: Silverstone Historic Grand Prix
Track Length: 5.857 Km - 3.6394 miles

Silverstone International Trophy - 21 - 22 May 2016

Historic Touring Cars

Qualifying for Race 13 - Sector Analysis

95 Shaun Hazlewood (E)									Hillman Imp										
lap	Sect-1	Speed	Sect-2	Speed	Sect-3	Speed	TopSpeed	laptime	pit	lap	Sect-1	Speed	Sect-2	Speed	Sect-3	Speed	Topspeed	laptime	pit
1	54.508	104.2	1:28.681	99.6	31.307	95.7		2:54.496		5	52.857	105.7	1:23.101	100.6	31.326	95.5		2:47.284	
2	53.252	103.7	1:23.621	100.9	30.586	95.6		2:47.459		6	52.202	104.5	1:23.626	99.3	30.816	94.0		2:46.644	
3	52.498	104.2	1:23.263	98.7	31.038	94.5		2:46.799		7	52.586	104.7	1:23.626	99.6	31.108	93.4		2:47.320	
4	52.754	104.0	1:23.059	99.6	31.129	94.0		2:46.942		8									


97 David Heale (E)									Hillman Imp										
lap	Sect-1	Speed	Sect-2	Speed	Sect-3	Speed	TopSpeed	laptime	pit	lap	Sect-1	Speed	Sect-2	Speed	Sect-3	Speed	Topspeed	laptime	pit
1	54.408	97.5	1:36.104	95.7	30.977	99.2		3:01.489		4	52.515	110.6	1:24.513	104.2	29.789	98.5		2:46.817	
2	51.548	112.0	1:26.554	94.9	30.438	99.0		2:48.540		5	51.413	111.1	1:23.525	91.7				2:55.678	
3	51.380	111.5	1:22.703	106.9	30.439	100.1		2:44.522		6									

104 Graham Briggs (E)									Hillman Imp										
lap	Sect-1	Speed	Sect-2	Speed	Sect-3	Speed	TopSpeed	laptime	pit	lap	Sect-1	Speed	Sect-2	Speed	Sect-3	Speed	Topspeed	laptime	pit
1								3:18.476		4								3:01.713	
2								3:01.088		5								3:01.398	
3								2:59.496		6								3:01.881	

113 Andy Wolfe (K2)									Ford Lotus Cortina										
lap	Sect-1	Speed	Sect-2	Speed	Sect-3	Speed	TopSpeed	laptime	pit	lap	Sect-1	Speed	Sect-2	Speed	Sect-3	Speed	Topspeed	laptime	pit
1				110.9	29.159	103.7		2:39.423		5				66.2	31.491	104.6		2:48.187	
2				113.6	29.707	104.1		2:34.920		6				83.9	30.874	103.6		2:39.431	
3				111.8	28.798	103.1		2:33.361		7				114.3	28.739	103.9		2:32.813	
4				113.6	28.895	103.4		2:33.170		8									

123 Ross Hyett (K1)									Ford Mustang										
lap	Sect-1	Speed	Sect-2	Speed	Sect-3	Speed	TopSpeed	laptime	pit	lap	Sect-1	Speed	Sect-2	Speed	Sect-3	Speed	Topspeed	laptime	pit
1								2:59.761		5								2:38.105	
2								2:47.365		6								2:36.771	
3								2:38.939		7								2:51.839	
4								2:46.404		8									

136 Jim Chapman (K1)									Chevrolet Corvaair										
lap	Sect-1	Speed	Sect-2	Speed	Sect-3	Speed	TopSpeed	laptime	pit	lap	Sect-1	Speed	Sect-2	Speed	Sect-3	Speed	Topspeed	laptime	pit
1				90.6	32.525	87.6		3:07.440		3				94.5	31.702	89.6		2:56.891	
2				93.9	33.726	90.3		3:01.536		4				84.8				3:23.160	

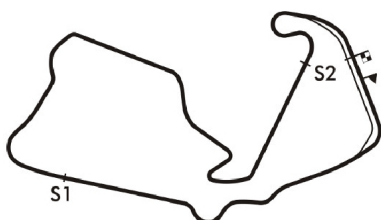


Silverstone International Trophy - 21 - 22 May 2016

Historic Touring Cars

Qualifying for Race 13 - Best Sector Times

POS	NO	DRIVER/S	Sector 1			Sector 2			Sector 3			IDEAL LAP	BEST LAP	On
			TIME	LAP	POS	TIME	LAP	POS	TIME	LAP	POS			
1	8	Leo Voyazides	46.269	7	1	1:15.518	7	1	28.613	4	2	2:30.400	2:30.570	7
2	6	Warren Briggs	46.871	3	2	1:16.091	3	2	28.523	3	1	2:31.485	2:31.485	3
3	113	Andy Wolfe							28.739	7	3		2:32.813	7
4	68	Graham Pattle	48.885	5	6	1:17.493	7	3	29.216	6	7	2:35.594	2:36.047	7
5	40	John Davison	49.599	5	8	1:17.557	5	4	29.123	5	5	2:36.279	2:36.279	5
6	42	John Spiers	49.321	3	7	1:17.621	3	5	29.184	5	6	2:36.126	2:36.322	3
7	123	Ross Hyett											2:36.771	6
8	12	Gregory Thornton	48.875	6	5	1:18.497	7	7	28.918	4	4	2:36.290	2:36.791	6
9	66	Rob Fenn	48.410	7	3	1:18.913	7	11	29.587	7	13	2:36.910	2:36.910	7
10	35	Mark Burton	48.437	4	4	1:18.901	3	10	29.495	3	10	2:36.833	2:37.325	6
11	1	Simon Benoy	50.104	4	10	1:18.091	3	6	29.446	6	9	2:37.641	2:38.063	6
12	15	Mark Watts							30.053	3	23		2:38.304	3
13	69	Bob Bullen							29.952	4	21		2:38.455	3
14	92	Colin Gunton	49.876	5	9	1:18.578	5	8	29.741	4	16	2:38.195	2:38.713	5
15	60	Paul Pheysy	50.154	3	11	1:18.702	6	9	29.793	7	19	2:38.649	2:39.158	7
16	20	Endaf Owens	50.313	5	12	1:19.401	6	12	29.523	6	11	2:39.237	2:39.642	6
17	85	Roger Godfrey	50.677	6	16	1:19.648	6	13	29.619	2	14	2:39.944	2:40.102	6
18	77	Nick Paddy	50.601	6	14	1:20.727	6	14	29.341	6	8	2:40.669	2:40.669	6
19	55	Tim Stanbridge							30.050	3	22		2:41.161	4
20	32	Richard Belcher	50.575	6	13	1:21.067	7	16	29.737	4	15	2:41.379	2:41.653	6
21	7	David Moran							29.775	7	17		2:42.514	7
22	56	David Alexander	50.618	7	15	1:21.644	6	18	29.560	7	12	2:41.822	2:42.807	7
23	94	Steve Platts	51.267	7	17	1:20.993	7	15	29.826	3	20	2:42.086	2:42.827	7
24	89	Adrian Oliver	51.476	5	20	1:21.598	6	17	30.522	5	25	2:43.596	2:43.926	5
25	97	David Heale	51.380	3	18	1:22.703	3	19	29.789	4	18	2:43.872	2:44.522	3
26	57	David Hall	51.432	4	19	1:22.728	3	20	30.308	4	24	2:44.468	2:44.985	3
27	47	Nigel Cox	51.492	7	21	1:22.915	7	21	30.616	5	27	2:45.023	2:45.656	7
28	95	Shaun Hazlewood	52.202	6	22	1:23.059	4	22	30.586	2	26	2:45.847	2:46.644	6
29	136	Jim Chapman							31.702	3	28		2:56.891	3
30	104	Graham Briggs											2:59.496	3
31	51	Ian Claridge	55.500	3	23	1:31.755	3	23	32.529	6	29	2:59.784	3:00.689	4
32	93	Stuart Kerr	1:01.157	2	24	1:36.942	1	24	34.223	1	30	3:12.322	3:17.929	1



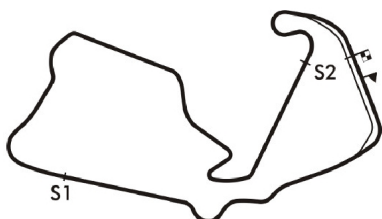
Session Start: 10:01:13 - Finish: 10:20:17
Weather/Track Conditions: Bright / Damp
Circuit: Silverstone Historic Grand Prix
Track Length: 5.857 Km - 3.6394 miles

Silverstone International Trophy - 21 - 22 May 2016

Historic Touring Cars

Qualifying for Race 13 - Best Sector Speeds

	NO	SECTOR 1	MPH	NO	SECTOR 2	MPH	NO	SECTOR 3	MPH
1	8	Leo Voyazides	138.7	6	Warren Briggs	126.9	8	Leo Voyazides	117.2
2	6	Warren Briggs	135.6	8	Leo Voyazides	124.3	6	Warren Briggs	114.8
3	35	Mark Burton	132.4	35	Mark Burton	122.5	12	Gregory Thornton	113.6
4	12	Gregory Thornton	130.8	15	Mark Watts	115.7	66	Rob Fenn	112.0
5	66	Rob Fenn	129.8	66	Rob Fenn	114.3	35	Mark Burton	111.5
6	32	Richard Belcher	119.0	113	Andy Wolfe	114.3	15	Mark Watts	108.5
7	68	Graham Pattle	116.5	40	John Davison	113.0	32	Richard Belcher	104.7
8	40	John Davison	114.9	68	Graham Pattle	112.8	113	Andy Wolfe	104.6
9	60	Paul Pheysey	114.5	12	Gregory Thornton	112.0	68	Graham Pattle	104.2
10	56	David Alexander	113.7	32	Richard Belcher	111.8	40	John Davison	101.8
11	47	Nigel Cox	113.6	7	David Moran	110.2	57	David Hall	100.7
12	57	David Hall	113.0	69	Bob Bullen	109.1	56	David Alexander	100.3
13	77	Nick Paddy	112.0	47	Nigel Cox	108.2	97	David Heale	100.1
14	97	David Heale	112.0	60	Paul Pheysey	108.2	42	John Spiers	99.8
15	42	John Spiers	111.7	42	John Spiers	107.9	47	Nigel Cox	99.8
16	51	Ian Claridge	111.7	57	David Hall	107.7	77	Nick Paddy	99.8
17	20	Endaf Owens	109.3	56	David Alexander	107.5	7	David Moran	99.5
18	1	Simon Benoy	108.6	77	Nick Paddy	107.4	1	Simon Benoy	99.0
19	85	Roger Godfrey	108.2	97	David Heale	106.9	69	Bob Bullen	98.9
20	92	Colin Gunton	108.2	1	Simon Benoy	105.2	60	Paul Pheysey	98.0
21	94	Steve Platts	107.4	85	Roger Godfrey	104.7	94	Steve Platts	98.0
22	95	Shaun Hazlewood	105.7	20	Endaf Owens	104.5	51	Ian Claridge	97.6
23	89	Adrian Oliver	105.2	92	Colin Gunton	104.5	20	Endaf Owens	97.3
24	93	Stuart Kerr	91.9	51	Ian Claridge	103.4	92	Colin Gunton	97.1
25	7	David Moran	0.0	55	Tim Stanbridge	103.2	85	Roger Godfrey	96.9
26	15	Mark Watts	0.0	94	Steve Platts	102.0	95	Shaun Hazlewood	95.7
27	55	Tim Stanbridge	0.0	95	Shaun Hazlewood	100.9	89	Adrian Oliver	95.3
28	69	Bob Bullen	0.0	89	Adrian Oliver	100.6	55	Tim Stanbridge	95.0
29	104	Graham Briggs	0.0	136	Jim Chapman	94.5	93	Stuart Kerr	92.6
30	113	Andy Wolfe	0.0	93	Stuart Kerr	90.1	136	Jim Chapman	90.3
31	123	Ross Hyett	0.0	104	Graham Briggs	0.0	104	Graham Briggs	0.0
32	136	Jim Chapman	0.0	123	Ross Hyett	0.0	123	Ross Hyett	0.0



Session Start: 10:01:13 - Finish: 10:20:17
Weather/Track Conditions: Bright / Damp
Circuit: Silverstone Historic Grand Prix
Track Length: 5.857 Km - 3.6394 miles

Silverstone International Trophy - 21 - 22 May 2016

Historic Touring Cars

Race 13 - Starting Grid

Sheet No:

Start Time : 16:40 - Heat Duration : 20 Minutes

16	31	51 Ian Claridge	32	93 Stuart Kerr
15	29	136 Jim Chapman	30	104 Graham Briggs
14	27	47 Nigel Cox	28	95 Shaun Hazlewood
13	25	97 David Heale	26	57 David Hall
12	23	94 Steve Platts	24	89 Adrian Oliver
11	21	7 David Moran	22	56 David Alexander
10	19	55 Tim Stanbridge	20	32 Richard Belcher
9	17	85 Roger Godfrey	18	77 Nick Paddy
8	15	60 Paul Pheysey	16	20 Endaf Owens
7	13	69 Bob Bullen	14	92 Colin Gunton
6	11	1 Simon Benoy	12	15 Mark Watts
5	9	66 Rob Fenn	10	35 Mark Burton
4	7	123 Ross Hyett	8	12 Gregory Thornton
3	5	40 John Davison	6	42 John Spiers
2	3	113 Andy Wolfe	4	68 Graham Pattle
1	1	8 Leo Voyazides	2	6 Warren Briggs

Pole Right



ALL RACES AT THIS EVENT WILL HAVE A ROLLING START

*Circuit: Silverstone Historic Grand Prix
Track Length: 5.857 Km - 3.6394 miles*

These results are provisional until the conclusion of any judicial and technical matters.

Clerk of the Course:

Timekeeper:

Issued at:

Julian Floyd

Nick Palmer



Silverstone International Trophy - 21 - 22 May 2016

Historic Formula Ford 2000/URS Qualifying for Race 14 - Classification

Sheet No:

POS	NO	DRIVER/S	CLASS	CLASS POS	CAR MAKE / MODEL	TIME	ON	LAPS	GAP	DIFF	MPH
1	9	Ian Pearson	URA	1	Van Diemen RF83	2:11.250	9	9			99.82
2	27	Andrew Park	A	1	Reynard SF81	2:12.254	7	9	1.004	1.004	99.06
3	33	Marc Mercer	URA	2	Van Diemen RF82	2:13.013	9	9	1.763	0.759	98.50
4	87	Nelson Rowe	A	2	Reynard SF79	2:13.251	3	9	2.001	0.238	98.32
5	2	Benn Simms	A	3	Reynard SF77	2:13.438	8	9	2.188	0.187	98.19
6	72	Andrew Storer	A	4	Reynard SF79	2:15.039	5	9	3.789	1.601	97.02
7	51	Graham Ridgway	A	5	Reynard SF78	2:15.289	7	9	4.039	0.250	96.84
8	75	Colin Wright	A	6	Reynard SF79	2:15.297	6	9	4.047	0.008	96.84
9	76	Tony Hancock	URA	3	Van Diemen RF82	2:15.570	8	9	4.320	0.273	96.64
10	44	Andrew Lancaster	URA	4	Pilbeam MP52	2:15.640	8	9	4.390	0.070	96.59
11	15	Michael Whitehead	A	7	Reynard SF79	2:15.820	6	9	4.570	0.180	96.46
12	3	Andrew Smith	A	8	Royale RP27	2:17.092	9	9	5.842	1.272	95.57
13	57	Chris Levy	URA	5	Van Diemen RF83	2:17.120	8	9	5.870	0.028	95.55
14	59	Tom White	B	1	Osella FAF	2:17.462	5	7	6.212	0.342	95.31
15	6	Jeremy Main	A	9	Reynard SF79	2:18.089	8	9	6.839	0.627	94.88
16	77	David Walton	A	10	Royale RP27	2:19.724	7	8	8.474	1.635	93.77
17	18	Stephen Glasswell	A	11	Reynard SF79	2:19.988	5	5	8.738	0.264	93.59
18	63	Eric Bailey	A	12	Royale RP27	2:20.318	3	3	9.068	0.330	93.37
19	28	Fraser Collins	A	13	Lola T580	2:21.538	6	8	10.288	1.220	92.57
20	98	Rodney Toft	URA	6	Van Diemen RF82	2:23.343	8	8	12.093	1.805	91.40
21	145	Robert Pearson	A	14	Delta T81	2:23.998	4	4	12.748	0.655	90.99
22	49	Glyn Davies	URA	7	Van Diemen RF82	2:24.485	8	8	13.235	0.487	90.68
23	20	David Margetts	B	2	Dulon MP21	2:25.353	3	4	14.103	0.868	90.14
24	45	John Stapleton	C	1	Tui BH2	2:25.392	5	8	14.142	0.039	90.11
25	35	John Conway	URA	8	Van Diemen RF82	2:27.771	7	8	16.521	2.379	88.66
26	8	Gareth Fletcher	A	15	Royale RP27	2:28.321	8	8	17.071	0.550	88.33
27	10	Derek Smith	A	16	Delta T81	2:30.225	1	1	18.975	1.904	87.21
28	66	Andy Turnock	A	17	Royale RP27	2:43.125	5	7	31.875	12.900	80.32
29	19	James Stewart	B	3	Crossle 33F	2:51.031	7	7	39.781	7.906	76.60

ALL RACES AT THIS EVENT WILL HAVE A ROLLING START

Session Start: 10:26:44 - Finish: 10:46:45
Weather/Track Conditions: Bright / Drying
Circuit: Silverstone Historic Grand Prix
Track Length: 5.857 Km - 3.6394 miles

These results are provisional until the conclusion of any judicial and technical matters.

Clerk of the Course: <div style="text-align: right;">Julian Floyd</div>	Timekeeper: <div style="text-align: right;">Nick Palmer</div>	Issued at:
--	--	------------

Silverstone International Trophy - 21 - 22 May 2016

Historic Formula Ford 2000/URS

Qualifying for Race 14 - Sector Analysis

2 Benn Simms (A)									Reynard SF77											
lap	Sect-1	Speed	Sect-2	Speed	Sect-3	Speed	TopSpeed	laptime	pit	lap	Sect-1	Speed	Sect-2	Speed	Sect-3	Speed	Topspeed	laptime	pit	
1	45.132	121.6	1:10.623	118.4	26.647	112.8		2:22.402		6	44.206	122.9	1:06.694	119.6	25.213	112.6			2:16.113	
2	43.264	121.8	1:08.276	119.6	25.563	111.8		2:17.103		7	42.455	123.4	1:05.954	120.9	25.418	112.0			2:13.827	
3	43.060	121.6	1:06.186	119.6	25.291	110.7		2:14.537		8	42.186	123.8	1:05.932	120.9	25.320	113.2			2:13.438	
4	42.444	122.2	1:07.405	119.4	25.481	111.1		2:15.330		9	42.033	123.8	1:06.482	120.3	25.256	113.0			2:13.771	
5	42.330	122.9	1:07.278	119.4	25.276	112.2		2:14.884		10										

3 Andrew Smith (A)									Royale RP27											
lap	Sect-1	Speed	Sect-2	Speed	Sect-3	Speed	TopSpeed	laptime	pit	lap	Sect-1	Speed	Sect-2	Speed	Sect-3	Speed	Topspeed	laptime	pit	
1	46.206	119.6	1:11.034	117.5	26.913	111.7		2:24.153		6	44.523	122.2	1:08.690	118.1	26.153	111.7			2:19.366	
2	43.834	121.8	1:09.787	119.0	26.426	112.0		2:20.047		7	43.261	122.2	1:08.141	118.6	26.341	111.7			2:17.743	
3	43.348	122.5	1:08.625	118.6	27.025	112.4		2:18.998		8	43.297	122.9	1:09.275	114.3	26.320	111.7			2:18.892	
4	43.332	121.6	1:08.648	119.8	26.626	111.8		2:18.606		9	43.217	121.8	1:07.646	119.2	26.229	112.0			2:17.092	
5	43.217	123.4	1:09.065	118.6	26.266	111.8		2:18.548		10										

6 Jeremy Main (A)									Reynard SF79											
lap	Sect-1	Speed	Sect-2	Speed	Sect-3	Speed	TopSpeed	laptime	pit	lap	Sect-1	Speed	Sect-2	Speed	Sect-3	Speed	Topspeed	laptime	pit	
1	47.476	118.8	1:14.187	115.1	26.771	109.8		2:28.434		6	44.022	119.8	1:09.385	117.3	25.905	111.5			2:19.312	
2	43.854	117.3	1:09.894	114.9	26.033	108.9		2:19.781		7	43.456	120.9	1:08.690	117.9	26.036	111.3			2:18.182	
3	44.514	117.9	1:09.125	116.7	26.269	110.3		2:19.908		8	43.486	120.7	1:08.714	117.9	25.889	111.5			2:18.089	
4	44.572	119.6	1:09.595	117.9	27.987	103.6		2:22.154		9	43.442	120.5	1:09.017	118.4	26.145	112.0			2:18.604	
5	50.567	113.0	1:16.010	107.4	27.491	110.7		2:34.068		10										


8 Gareth Fletcher (A)									Royale RP27											
lap	Sect-1	Speed	Sect-2	Speed	Sect-3	Speed	TopSpeed	laptime	pit	lap	Sect-1	Speed	Sect-2	Speed	Sect-3	Speed	Topspeed	laptime	pit	
1	49.641	117.5	1:17.456	112.8	29.174	108.0		2:36.271		5	47.425	118.4	1:15.034	113.9	28.742	102.9			2:31.201	
2	49.366	116.1	1:14.838	114.5	27.722	106.6		2:31.926		6	48.673	117.9	1:14.138	115.7	28.153	107.3			2:30.964	
3	47.238	118.4	1:13.304	116.5	27.909	106.4		2:28.451		7	47.982	119.4	1:13.453	115.9	27.705	107.3			2:29.140	
4	48.326	118.1	1:13.896	100.9	29.401	107.1		2:31.623		8	46.878	118.8	1:13.679	116.1	27.764	108.0			2:28.321	

9 Ian Pearson (URA)									Van Diemen RF83											
lap	Sect-1	Speed	Sect-2	Speed	Sect-3	Speed	TopSpeed	laptime	pit	lap	Sect-1	Speed	Sect-2	Speed	Sect-3	Speed	Topspeed	laptime	pit	
1	45.407	120.3	1:07.016	117.9	25.449	112.8		2:17.872		6	42.768	121.8	1:04.799	120.1	24.883	112.6			2:12.450	
2	43.201	122.0	1:07.717	119.0	25.176	112.4		2:16.094		7	41.678	122.5	1:05.748	120.7	24.913	112.4			2:12.339	
3	42.770	118.8	1:05.227	120.3	24.863	112.6		2:12.860		8	50.263	122.0	1:04.682	119.8	24.794	112.8			2:19.739	
4	42.245	121.1	1:05.006	119.8	25.484	111.5		2:12.735		9	41.644	121.4	1:04.821	120.1	24.785	112.8			2:11.250	
5	41.615	122.0	1:04.857	119.6	25.273	113.0		2:11.745		10										

10 Derek Smith (A)									Delta T81											
lap	Sect-1	Speed	Sect-2	Speed	Sect-3	Speed	TopSpeed	laptime	pit	lap	Sect-1	Speed	Sect-2	Speed	Sect-3	Speed	Topspeed	laptime	pit	
1	47.931	119.4	1:14.586	113.2	27.708	111.7		2:30.225		2										

15 Michael Whitehead (A)									Reynard SF79											
lap	Sect-1	Speed	Sect-2	Speed	Sect-3	Speed	TopSpeed	laptime	pit	lap	Sect-1	Speed	Sect-2	Speed	Sect-3	Speed	Topspeed	laptime	pit	
1	45.282	124.0	1:09.432	120.3	26.231	113.0		2:20.945		6	42.964	126.9	1:07.058	122.7	25.798	113.6			2:15.820	
2	44.000	125.9	1:10.052	118.8	26.221	115.2		2:20.273		7	42.781	126.4	1:07.492	122.0	26.294	114.6			2:16.567	
3	43.560	125.7	1:08.224	123.1	26.029	113.6		2:17.813		8	42.519	126.6	1:08.289	123.1	26.043	115.2			2:16.851	
4	42.824	125.7	1:08.348	122.5	25.633	113.4		2:16.805		9	42.461	127.1	1:08.028	122.5	25.896	113.8			2:16.385	
5	42.653	127.1	1:07.731	123.4	25.707	114.0		2:16.091		10										

18 Stephen Glasswell (A)									Reynard SF79											
lap	Sect-1	Speed	Sect-2	Speed	Sect-3	Speed	TopSpeed	laptime	pit	lap	Sect-1	Speed	Sect-2	Speed	Sect-3	Speed	Topspeed	laptime	pit	
1	Out	117.9	1:13.388	115.1	27.166	109.6		2:27.287		4	45.537	120.3	1:10.001	117.1	26.269	110.9			2:21.807	
2	48.541	119.4	1:12.572	116.3	26.954	110.5		2:28.067		5	43.954	120.3	1:09.651	118.1	26.383	111.7			2:19.988	
3	45.223	120.3	1:13.638	107.4	27.394	110.5		2:26.255		6										



Session Start: 10:26:44 - Finish: 10:46:45
Weather/Track Conditions: Bright / Drying
Circuit: Silverstone Historic Grand Prix
Track Length: 5.857 Km - 3.6394 miles

Silverstone International Trophy - 21 - 22 May 2016

Historic Formula Ford 2000/URS

Qualifying for Race 14 - Sector Analysis

19 James Stewart (B)									Crossle 33F								
lap	Sect-1	Speed	Sect-2	Speed	Sect-3	Speed	TopSpeed	laptime pit	lap	Sect-1	Speed	Sect-2	Speed	Sect-3	Speed	Topspeed	laptime pit
1	1:02.534	100.2	1:36.022	83.9	32.821	93.7		3:11.377	5	53.723	109.5	1:26.518	106.9	31.179	96.4		2:51.420
2	55.626	99.6	1:44.381	77.2	37.130	83.2		3:17.137	6	59.719	101.1	1:29.489	92.7	31.528	93.8		3:00.736
3	58.258	94.5	1:31.298	81.4	33.903	91.5		3:03.459	7	52.696	106.0	1:26.768	102.9	31.567	89.4		2:51.031
4	56.509	95.7	1:30.177	92.4	31.509	97.6		2:58.195	8								

20 David Margetts (B)									Dulon MP21								
lap	Sect-1	Speed	Sect-2	Speed	Sect-3	Speed	TopSpeed	laptime pit	lap	Sect-1	Speed	Sect-2	Speed	Sect-3	Speed	Topspeed	laptime pit
1	49.784	116.1	1:16.308	114.1	27.255	106.2		2:33.347	3	45.995	117.5	1:12.438	114.7	26.920	106.4		2:25.353
2	45.893	117.7	1:13.474	114.7	27.660	106.9		2:27.027	4	46.906	117.1	1:13.590	109.8	27.609	106.9		2:28.105

27 Andrew Park (A)									Reynard SF81								
lap	Sect-1	Speed	Sect-2	Speed	Sect-3	Speed	TopSpeed	laptime pit	lap	Sect-1	Speed	Sect-2	Speed	Sect-3	Speed	Topspeed	laptime pit
1	44.501	121.1	1:10.569	115.7	25.936	113.0		2:21.006	6	44.124	122.5	1:05.841	119.8	25.245	108.3		2:15.210
2	43.243	123.4	1:06.098	119.4	25.430	112.6		2:14.771	7	41.582	123.1	1:05.109	121.8	25.563	112.6		2:12.254
3	43.052	122.7	1:06.865	121.1	25.237	112.8		2:15.154	8	44.071	123.4	1:05.730	120.9	25.237	113.8		2:15.038
4	41.738	123.1	1:05.952	119.8	25.371	112.4		2:13.061	9	41.837	123.6	1:08.079	121.4	25.404	112.6		2:15.320
5	41.369	124.0	1:06.363	121.6	25.295	111.7		2:13.027	10								


28 Fraser Collins (A)									Lola T580								
lap	Sect-1	Speed	Sect-2	Speed	Sect-3	Speed	TopSpeed	laptime pit	lap	Sect-1	Speed	Sect-2	Speed	Sect-3	Speed	Topspeed	laptime pit
1	48.885	117.3	1:14.546	115.1	27.001	108.5		2:30.432	5	44.789	119.0	1:11.490	115.3	26.765	108.5		2:23.044
2	45.388	119.2	1:12.897	114.7	27.263	108.7		2:25.548	6	44.484	118.8	1:10.325	116.5	26.729	107.5		2:21.538
3	46.127	117.3	1:12.736	115.1	26.586	108.0		2:25.449	7	44.812	119.2	1:10.767	116.9	26.585	108.9		2:22.164
4	44.952	119.4	1:13.395	111.8	27.209	108.3		2:25.556	8	44.720	118.6	1:11.295	116.9	26.955	108.7		2:22.970

33 Marc Mercer (URA)									Van Diemen RF82								
lap	Sect-1	Speed	Sect-2	Speed	Sect-3	Speed	TopSpeed	laptime pit	lap	Sect-1	Speed	Sect-2	Speed	Sect-3	Speed	Topspeed	laptime pit
1	45.674	117.9	1:08.546	116.7	25.505	111.3		2:19.725	6	42.458	118.8	1:06.043	118.4	25.056	112.0		2:13.557
2	43.050	117.1	1:06.406	116.9	25.989	111.7		2:15.445	7	42.139	119.4	1:06.195	110.2	25.402	113.0		2:13.736
3	42.737	118.1	1:06.243	118.6	25.071	112.2		2:14.051	8	50.604	121.4	1:05.870	119.2	25.199	112.4		2:21.673
4	42.483	118.6	1:05.806	117.9	25.323	111.8		2:13.612	9	41.869	119.6	1:06.133	118.8	25.011	113.0		2:13.013
5	42.295	119.2	1:05.998	118.4	25.093	112.2		2:13.386	10								

35 John Conway (URA)									Van Diemen RF82								
lap	Sect-1	Speed	Sect-2	Speed	Sect-3	Speed	TopSpeed	laptime pit	lap	Sect-1	Speed	Sect-2	Speed	Sect-3	Speed	Topspeed	laptime pit
1	50.475	113.7	1:18.176	110.7	27.593	108.0		2:36.244	5	46.724	117.7	1:14.631	112.2	27.457	106.9		2:28.812
2	47.088	117.5	1:17.061	112.0	27.943	105.7		2:32.092	6	49.463	117.5	1:15.983	114.3	27.856	107.3		2:33.302
3	47.215	115.5	1:16.043	113.4	27.524	104.4		2:30.782	7	46.777	118.1	1:13.846	114.5	27.148	107.6		2:27.771
4	47.743	116.9	1:13.207	111.7	27.448	107.8		2:28.398	8	46.902	117.9	1:13.708	114.9	27.271	107.8		2:27.881

44 Andrew Lancaster (URA)									Pilbeam MP52								
lap	Sect-1	Speed	Sect-2	Speed	Sect-3	Speed	TopSpeed	laptime pit	lap	Sect-1	Speed	Sect-2	Speed	Sect-3	Speed	Topspeed	laptime pit
1	47.241	120.1	1:14.237	116.7	26.188	113.8		2:27.666	6	50.230	121.8	1:11.616	114.9	26.139	114.6		2:27.985
2	47.608	122.5	1:08.357	120.7	25.373	114.6		2:21.338	7	42.484	123.4	1:07.547	121.4	26.017	113.4		2:16.048
3	43.045	123.4	1:08.790	120.7	26.404	111.8		2:18.239	8	42.431	123.6	1:07.677	121.8	25.532	115.8		2:15.640
4	42.932	123.6	1:09.633	120.5	26.711	113.6		2:19.276	9	42.243	122.2	1:12.930	108.8	26.828	114.6		2:22.001
5	43.138	123.8	1:07.585	122.5	26.398	115.2		2:17.121	10								

45 John Stapleton (C)									Tui BH2								
lap	Sect-1	Speed	Sect-2	Speed	Sect-3	Speed	TopSpeed	laptime pit	lap	Sect-1	Speed	Sect-2	Speed	Sect-3	Speed	Topspeed	laptime pit
1	54.390	95.6	1:28.784	106.9	27.754	107.5		2:50.928	5	46.079	117.9	1:12.637	114.1	26.676	108.0		2:25.392
2	47.837	115.3	1:17.425	111.8	26.710	108.3		2:31.972	6	47.336	116.3	1:13.243	115.3	27.046	107.6		2:27.625
3	46.098	114.9	1:16.302	112.2	27.020	107.6		2:29.420	7	53.479	119.2	1:13.704	113.2	26.716	109.2		2:33.899
4	45.774	117.3	1:14.700	113.7	26.708	108.3		2:27.182	8	1:10.197	114.3	1:14.783	116.3	26.741	109.1		2:51.721



Session Start: 10:26:44 - Finish: 10:46:45
Weather/Track Conditions: Bright / Drying
Circuit: Silverstone Historic Grand Prix
Track Length: 5.857 Km - 3.6394 miles

Silverstone International Trophy - 21 - 22 May 2016

Historic Formula Ford 2000/URS

Qualifying for Race 14 - Sector Analysis

49 Glyn Davies (URA)									Van Diemen RF82										
lap	Sect-1	Speed	Sect-2	Speed	Sect-3	Speed	TopSpeed	laptime	pit	lap	Sect-1	Speed	Sect-2	Speed	Sect-3	Speed	Topspeed	laptime	pit
1	48.866	114.5	1:16.536	112.4	27.510	107.8		2:32.912		5	47.597	117.1	1:14.144	113.6	26.532	107.5		2:28.273	
2	46.933	116.3	1:14.378	110.9	26.980	107.5		2:28.291		6	46.233	115.5	1:12.279	113.2	26.622	106.9		2:25.134	
3	46.818	110.7	1:13.688	114.1	27.164	107.5		2:27.670		7	46.965	115.7	1:11.877	113.6	26.566	106.4		2:25.408	
4	46.911	116.3	1:12.400	110.7	27.257	108.7		2:26.568		8	45.703	115.7	1:12.014	113.7	26.768	107.3		2:24.485	

51 Graham Ridgway (A)									Reynard SF78										
lap	Sect-1	Speed	Sect-2	Speed	Sect-3	Speed	TopSpeed	laptime	pit	lap	Sect-1	Speed	Sect-2	Speed	Sect-3	Speed	Topspeed	laptime	pit
1	46.080	119.4	1:10.109	116.5	26.749	109.8		2:22.938		6	43.465	121.4	1:07.013	117.7	25.505	110.9		2:15.983	
2	43.942	120.5	1:07.909	118.6	25.599	110.7		2:17.450		7	42.706	122.5	1:07.002	118.4	25.581	109.4		2:15.289	
3	42.792	121.1	1:07.338	119.2	25.576	110.2		2:15.706		8	42.800	122.7	1:07.752	118.6	25.647	112.2		2:16.199	
4	43.753	121.1	1:07.811	118.6	25.935	111.1		2:17.499		9	42.285	122.0	1:21.870	114.9	25.954	109.1		2:30.109	
5	42.987	121.6	1:07.025	118.8	25.761	109.4		2:15.773		10									

57 Chris Levy (URA)									Van Diemen RF83										
lap	Sect-1	Speed	Sect-2	Speed	Sect-3	Speed	TopSpeed	laptime	pit	lap	Sect-1	Speed	Sect-2	Speed	Sect-3	Speed	Topspeed	laptime	pit
1	49.139	118.1	1:13.099	117.1	26.290	112.0		2:28.528		6	47.339	121.1	1:09.762	118.8	25.864	112.2		2:22.965	
2	44.578	120.5	1:10.601	120.1	26.668	112.4		2:21.847		7	44.007	121.6	1:07.361	119.8	25.814	111.8		2:17.182	
3	44.160	121.1	1:09.388	121.4	25.895	112.6		2:19.443		8	43.744	121.1	1:07.645	119.8	25.731	112.8		2:17.120	
4	43.712	121.8	1:09.082	120.7	27.070	113.4		2:19.864		9	43.712	121.1	1:21.276	118.6	26.095	112.6		2:31.083	
5	44.421	122.9	1:08.277	120.5	25.857	112.6		2:18.555		10									


59 Tom White (B)									Osella FAF										
lap	Sect-1	Speed	Sect-2	Speed	Sect-3	Speed	TopSpeed	laptime	pit	lap	Sect-1	Speed	Sect-2	Speed	Sect-3	Speed	Topspeed	laptime	pit
1	47.274	118.6	1:12.131	116.7	26.624	111.3		2:26.029		5	43.510	121.1	1:07.628	114.7	26.324	110.9		2:17.462	
2	44.315	121.1	1:08.916	119.2	26.394	111.8		2:19.625		6	43.468	121.4	1:10.191	114.1	26.080	112.2		2:19.739	
3	43.374	121.4	1:09.115	117.5	26.073	113.6		2:18.562		7	43.836	121.1	1:07.940	114.3	26.326	111.7		2:18.102	
4	44.210	120.9	1:09.508	115.9	27.257	113.0		2:20.975		8									

63 Eric Bailey (A)									Royale RP27										
lap	Sect-1	Speed	Sect-2	Speed	Sect-3	Speed	TopSpeed	laptime	pit	lap	Sect-1	Speed	Sect-2	Speed	Sect-3	Speed	Topspeed	laptime	pit
1	47.518	117.1	1:13.854	115.9	26.810	110.3		2:28.182		3	44.381	119.8	1:09.876	116.9	26.061	111.1		2:20.318	
2	44.764	118.1	1:19.594	91.8	29.008	110.7		2:33.366		4									

66 Andy Turnock (A)									Royale RP27										
lap	Sect-1	Speed	Sect-2	Speed	Sect-3	Speed	TopSpeed	laptime	pit	lap	Sect-1	Speed	Sect-2	Speed	Sect-3	Speed	Topspeed	laptime	pit
1	56.880	90.8	1:36.356	88.0	32.020	99.5		3:05.256		5	51.787	112.6	1:22.081	102.9	29.257	102.8		2:43.125	
2	55.176	109.3	1:27.300	102.3	30.311	102.0		2:52.787		6	50.534	113.4	1:54.515	98.1	29.490	102.0		3:14.539	
3	53.087	111.1	1:26.404	100.6	29.900	99.2		2:49.391		7	51.598	97.0	1:23.202	94.1	31.000	97.0		2:45.800	
4	51.568	110.7	1:22.765	104.7	30.006	96.9		2:44.339		8									

72 Andrew Storer (A)									Reynard SF79										
lap	Sect-1	Speed	Sect-2	Speed	Sect-3	Speed	TopSpeed	laptime	pit	lap	Sect-1	Speed	Sect-2	Speed	Sect-3	Speed	Topspeed	laptime	pit
1	45.341	122.0	1:09.961	121.6	26.040	111.5		2:21.342		6	43.953	122.5	1:16.458	119.0	25.969	111.7		2:26.380	
2	44.802	122.0	1:06.942	122.5	25.610	113.4		2:17.354		7	43.981	122.7	1:06.811	121.4	25.640	113.6		2:16.432	
3	42.719	124.0	1:07.526	121.8	25.605	113.8		2:15.850		8				119.4	25.939	114.6		2:16.393	
4	42.791	122.0	1:09.697	119.4	26.933	112.4		2:19.421		9	43.402	120.7	1:08.257	118.8	25.636	113.8		2:17.295	
5	42.901	122.2	1:06.717	119.6	25.421	110.5		2:15.039		10									

75 Colin Wright (A)									Reynard SF79										
lap	Sect-1	Speed	Sect-2	Speed	Sect-3	Speed	TopSpeed	laptime	pit	lap	Sect-1	Speed	Sect-2	Speed	Sect-3	Speed	Topspeed	laptime	pit
1	45.378	122.0	1:10.462	110.6	26.385	112.8		2:22.225		6	42.773	123.8	1:06.819	121.4	25.705	113.6		2:15.297	
2	43.276	124.0	1:08.833	120.5	26.126	112.6		2:18.235		7	42.502	124.0	1:08.861	119.6	26.385	107.1		2:17.748	
3	43.046	125.0	1:08.493	120.3	25.686	112.6		2:17.225		8	45.504	104.9	1:07.526	122.2	25.687	114.2		2:18.717	
4	43.176	123.1	1:08.035	122.0	25.756	113.2		2:16.967		9	42.118	125.7	1:19.157	120.1	25.657	113.8		2:26.932	
5	43.143	124.7	1:07.193	121.4	25.600	113.2		2:15.936		10									



Session Start: 10:26:44 - Finish: 10:46:45
Weather/Track Conditions: Bright / Drying
Circuit: Silverstone Historic Grand Prix
Track Length: 5.857 Km - 3.6394 miles

Silverstone International Trophy - 21 - 22 May 2016

Historic Formula Ford 2000/URS

Qualifying for Race 14 - Sector Analysis

76 Tony Hancock (URA)									Van Diemen RF82								
lap	Sect-1	Speed	Sect-2	Speed	Sect-3	Speed	TopSpeed	laptime pit	lap	Sect-1	Speed	Sect-2	Speed	Sect-3	Speed	Topspeed	laptime pit
1	47.876	121.1	1:10.527	116.5	26.271	111.8		2:24.674	6	43.093	122.0	1:07.734	118.8	25.750	111.7		2:16.577
2	43.764	122.0	1:13.500	118.4	26.016	112.0		2:23.280	7	42.933	121.6	1:07.192	119.4	26.067	112.2		2:16.192
3	42.986	121.4	1:07.589	118.1	26.016	111.3		2:16.591	8	42.739	122.5	1:07.295	119.6	25.536	112.6		2:15.570
4	43.262	121.4	1:07.532	107.5	30.771	109.4		2:21.565	9	42.873	120.7	1:10.925	118.8	26.244	111.7		2:20.042
5	43.351	121.6	1:07.403	119.2	26.061	112.0		2:16.815	10								

77 David Walton (A)									Royale RP27								
lap	Sect-1	Speed	Sect-2	Speed	Sect-3	Speed	TopSpeed	laptime pit	lap	Sect-1	Speed	Sect-2	Speed	Sect-3	Speed	Topspeed	laptime pit
1	46.282	117.9	1:10.952	115.7	26.454	109.2		2:23.688	5	Out	119.2	1:12.406	114.7	26.765	109.1		3:15.429 P
2	43.980	119.4	1:10.100	116.5	26.557	110.3		2:20.637	6	44.394	120.1	1:09.896	116.7	27.290	108.5		2:21.580
3	43.267	120.1	1:11.214	118.8	26.296	110.3		2:20.777	7	44.562	119.8	1:08.917	117.3	26.245	109.1		2:19.724
4	44.738	119.6	1:13.294	114.7				2:32.925	8	43.625	120.3	1:11.172	116.1	26.508	108.3		2:21.305

87 Nelson Rowe (A)									Reynard SF79								
lap	Sect-1	Speed	Sect-2	Speed	Sect-3	Speed	TopSpeed	laptime pit	lap	Sect-1	Speed	Sect-2	Speed	Sect-3	Speed	Topspeed	laptime pit
1	44.795	121.1	1:09.257	117.1	25.888	112.4		2:19.940	6	43.967	121.4	1:05.723	118.1	25.305	111.7		2:14.995
2	43.526	122.2	1:08.214	119.0	25.467	111.5		2:17.207	7	41.649	122.0	1:12.688	118.4	25.761	110.5		2:20.098
3	42.286	120.5	1:05.607	118.8	25.358	111.3		2:13.251	8	41.970	122.0	1:06.600	118.6	25.182	112.0		2:13.752
4	41.732	122.5	1:14.571	117.9	25.526	110.9		2:21.829	9	42.755	120.3	1:06.829	118.1	25.815	111.8		2:15.399
5	43.239	120.7	1:05.815	118.4	25.561	112.0		2:14.615	10								

98 Rodney Toft (URA)									Van Diemen RF82								
lap	Sect-1	Speed	Sect-2	Speed	Sect-3	Speed	TopSpeed	laptime pit	lap	Sect-1	Speed	Sect-2	Speed	Sect-3	Speed	Topspeed	laptime pit
1	48.759	117.3	1:15.505	113.2	27.406	110.0		2:31.670	5	45.622	117.5	1:12.434	114.5	26.644	108.0		2:24.700
2	45.855	118.1	1:13.274	115.3	27.093	108.3		2:26.222	6	45.022	117.3	1:11.937	114.9	26.639	106.8		2:23.598
3	45.647	116.9	1:12.489	113.9	27.243	107.8		2:25.379	7	45.556	117.9	1:12.012	115.1	26.552	106.9		2:24.120
4	45.574	116.9	1:12.749	114.7	26.898	107.1		2:25.221	8	44.586	117.5	1:12.092	115.5	26.665	108.5		2:23.343

145 Robert Pearson (A)									Delta T81								
lap	Sect-1	Speed	Sect-2	Speed	Sect-3	Speed	TopSpeed	laptime pit	lap	Sect-1	Speed	Sect-2	Speed	Sect-3	Speed	Topspeed	laptime pit
1	47.678	119.6	1:16.400	115.9	27.846	109.4		2:31.924	3	44.656	120.1	1:11.223	118.4	31.046	107.3		2:26.925
2	44.824	120.3	1:19.424	112.8	27.898	109.2		2:32.146	4	45.845	120.1	1:10.742	111.8	27.411	111.7		2:23.998




Silverstone International Trophy - 21 - 22 May 2016

Historic Formula Ford 2000/URS

Qualifying for Race 14 - Best Sector Times

POS	NO	DRIVER/S	Sector 1			Sector 2			Sector 3			IDEAL LAP	BEST LAP	On
			TIME	LAP	POS	TIME	LAP	POS	TIME	LAP	POS			
1	9	Ian Pearson	41.615	5	2	1:04.682	8	1	24.785	9	1	2:11.082	2:11.250	9
2	27	Andrew Park	41.369	5	1	1:05.109	7	2	25.237	3	5	2:11.715	2:12.254	7
3	33	Marc Mercer	41.869	9	4	1:05.806	4	4	25.011	9	2	2:12.686	2:13.013	9
4	87	Nelson Rowe	41.649	7	3	1:05.607	3	3	25.182	8	3	2:12.438	2:13.251	3
5	2	Benn Simms	42.033	9	5	1:05.932	8	5	25.213	6	4	2:13.178	2:13.438	8
6	72	Andrew Storer	42.719	3	10	1:06.717	5	6	25.421	5	7	2:14.857	2:15.039	5
7	51	Graham Ridgway	42.285	9	8	1:07.002	7	8	25.505	6	8	2:14.792	2:15.289	7
8	75	Colin Wright	42.118	9	6	1:06.819	6	7	25.600	5	10	2:14.537	2:15.297	6
9	76	Tony Hancock	42.739	8	11	1:07.192	7	10	25.536	8	9	2:15.467	2:15.570	8
10	44	Andrew Lancaster	42.243	9	7	1:07.547	7	12	25.373	2	6	2:15.163	2:15.640	8
11	15	Michael Whitehead	42.461	9	9	1:07.058	6	9	25.633	4	11	2:15.152	2:15.820	6
12	3	Andrew Smith	43.217	5	12	1:07.646	9	14	26.153	6	16	2:17.016	2:17.092	9
13	57	Chris Levy	43.712	4	16	1:07.361	7	11	25.731	8	12	2:16.804	2:17.120	8
14	59	Tom White	43.322	8	14	1:07.628	5	13	26.073	3	15	2:17.023	2:17.462	5
15	6	Jeremy Main	43.442	9	15	1:08.690	7	15	25.889	8	13	2:18.021	2:18.089	8
16	77	David Walton	43.267	3	13	1:08.917	7	16	26.245	7	17	2:18.429	2:19.724	7
17	18	Stephen Glasswell	43.954	5	17	1:09.651	5	17	26.269	4	18	2:19.874	2:19.988	5
18	63	Eric Bailey	44.381	3	18	1:09.681	4	18	26.061	3	14	2:20.123	2:20.318	3
19	28	Fraser Collins	44.484	6	19	1:10.325	6	19	26.585	7	21	2:21.394	2:21.538	6
20	98	Rodney Toft	44.586	8	20	1:11.937	6	22	26.552	7	20	2:23.075	2:23.343	8
21	145	Robert Pearson	44.656	3	21	1:10.742	4	20	27.411	4	25	2:22.809	2:23.998	4
22	49	Glyn Davies	45.703	8	23	1:11.877	7	21	26.532	5	19	2:24.112	2:24.485	8
23	20	David Margetts	45.893	2	25	1:12.438	3	23	26.920	3	23	2:25.251	2:25.353	3
24	45	John Stapleton	45.774	4	24	1:12.637	5	24	26.676	5	22	2:25.087	2:25.392	5
25	35	John Conway	46.724	5	26	1:13.207	4	25	27.148	7	24	2:27.079	2:27.771	7
26	8	Gareth Fletcher	46.878	8	27	1:13.304	3	26	27.705	7	26	2:27.887	2:28.321	8
27	10	Derek Smith	45.550	2	22	1:14.197	2	27	27.708	1	27	2:27.455	2:30.225	1
28	66	Andy Turnock	50.534	6	28	1:22.081	5	28	29.257	5	28	2:41.872	2:43.125	5
29	19	James Stewart	52.696	7	29	1:26.518	5	29	31.179	5	29	2:50.393	2:51.031	7




Session Start: 10:26:44 - Finish: 10:46:45
Weather/Track Conditions: Bright / Drying
Circuit: Silverstone Historic Grand Prix
Track Length: 5.857 Km - 3.6394 miles

Silverstone International Trophy - 21 - 22 May 2016

Historic Formula Ford 2000/URS

Qualifying for Race 14 - Best Sector Speeds

	NO	SECTOR 1	MPH	NO	SECTOR 2	MPH	NO	SECTOR 3	MPH
1	15	Michael Whitehead	127.1	15	Michael Whitehead	123.4	44	Andrew Lancaster	115.8
2	75	Colin Wright	125.7	44	Andrew Lancaster	122.5	15	Michael Whitehead	115.2
3	27	Andrew Park	124.0	72	Andrew Storer	122.5	72	Andrew Storer	114.6
4	72	Andrew Storer	124.0	75	Colin Wright	122.2	75	Colin Wright	114.2
5	2	Benn Simms	123.8	27	Andrew Park	121.8	27	Andrew Park	113.8
6	44	Andrew Lancaster	123.8	57	Chris Levy	121.4	59	Tom White	113.6
7	3	Andrew Smith	123.4	2	Benn Simms	120.9	57	Chris Levy	113.4
8	57	Chris Levy	122.9	9	Ian Pearson	120.7	2	Benn Simms	113.2
9	51	Graham Ridgway	122.7	3	Andrew Smith	119.8	9	Ian Pearson	113.0
10	9	Ian Pearson	122.5	76	Tony Hancock	119.6	33	Marc Mercer	113.0
11	76	Tony Hancock	122.5	33	Marc Mercer	119.2	76	Tony Hancock	112.6
12	87	Nelson Rowe	122.5	51	Graham Ridgway	119.2	3	Andrew Smith	112.4
13	59	Tom White	121.6	59	Tom White	119.2	87	Nelson Rowe	112.4
14	33	Marc Mercer	121.4	87	Nelson Rowe	119.0	51	Graham Ridgway	112.2
15	6	Jeremy Main	120.9	77	David Walton	118.8	6	Jeremy Main	112.0
16	18	Stephen Glasswell	120.3	6	Jeremy Main	118.4	10	Derek Smith	111.7
17	77	David Walton	120.3	145	Robert Pearson	118.4	18	Stephen Glasswell	111.7
18	145	Robert Pearson	120.3	18	Stephen Glasswell	118.1	145	Robert Pearson	111.7
19	63	Eric Bailey	119.8	28	Fraser Collins	116.9	63	Eric Bailey	111.1
20	8	Gareth Fletcher	119.4	63	Eric Bailey	116.9	77	David Walton	110.3
21	10	Derek Smith	119.4	8	Gareth Fletcher	116.5	98	Rodney Toft	110.0
22	28	Fraser Collins	119.4	10	Derek Smith	116.3	45	John Stapleton	109.2
23	45	John Stapleton	119.2	45	John Stapleton	116.3	28	Fraser Collins	108.9
24	35	John Conway	118.1	98	Rodney Toft	115.5	49	Glyn Davies	108.7
25	98	Rodney Toft	118.1	35	John Conway	114.9	8	Gareth Fletcher	108.0
26	20	David Margetts	117.7	20	David Margetts	114.7	35	John Conway	108.0
27	49	Glyn Davies	117.1	49	Glyn Davies	114.1	20	David Margetts	106.9
28	66	Andy Turnock	113.4	19	James Stewart	106.9	66	Andy Turnock	102.8
29	19	James Stewart	109.5	66	Andy Turnock	104.7	19	James Stewart	97.6



Session Start: 10:26:44 - Finish: 10:46:45
Weather/Track Conditions: Bright / Drying
Circuit: Silverstone Historic Grand Prix
Track Length: 5.857 Km - 3.6394 miles

Silverstone International Trophy - 21 - 22 May 2016

Historic Formula Ford 2000/URS

Race 14 - Starting Grid

Sheet No:

Start Time : 17:15 - Heat Duration : 20 Minutes

15	29	19 James Stewart		
14	27	10 Derek Smith	28	66 Andy Turnock
13	25	35 John Conway	26	8 Gareth Fletcher
12	23	20 David Margetts	24	45 John Stapleton
11	21	145 Robert Pearson	22	49 Glyn Davies
10	19	28 Fraser Collins	20	98 Rodney Toft
9	17	18 Stephen Glasswell	18	63 Eric Bailey
8	15	6 Jeremy Main	16	77 David Walton
7	13	57 Chris Levy	14	59 Tom White
6	11	15 Michael Whitehead	12	3 Andrew Smith
5	9	76 Tony Hancock	10	44 Andrew Lancaster
4	7	51 Graham Ridgway	8	75 Colin Wright
3	5	2 Benn Simms	6	72 Andrew Storer
2	3	33 Marc Mercer	4	87 Nelson Rowe
1	1	9 Ian Pearson	2	27 Andrew Park

ROW Pole Right

ALL RACES AT THIS EVENT WILL HAVE A ROLLING START

*Circuit: Silverstone Historic Grand Prix
Track Length: 5.857 Km - 3.6394 miles*

These results are provisional until the conclusion of any judicial and technical matters.

Clerk of the Course:	Timekeeper:	Issued at:
Julian Floyd	Nick Palmer	



Silverstone International Trophy - 21 - 22 May 2016

GT & Sports Car Cup

Race 7 - Classification - AMENDED

Sheet No:

POS	NO	DRIVER/S	CLASS	CLASS POS	CAR MAKE / MODEL	TIME	LAPS	GAP	DIFF	MPH	BEST	ON
1	75	Voyazides-Wolfe	GT4	1	AC Cobra 289	46:48.875	16	-- 16 laps		74.63	2:27.082	4
2	91	Thomas-Lockie	GT4	2	Jaguar E-type	46:50.105	16	1.230	1.230	74.60	2:25.526	4
3	18	Nuthall-Wood	SP2	1	Lister Jaguar	46:50.206	16	1.331	0.101	74.59	2:25.780	2
4	79	Stippler-Von Oeynhaus	GT4	3	Jaguar E-type	46:54.119	16	5.244	3.913	74.49	2:26.805	3
5	82	Clark-McCaig	GT4	4	Jaguar E-type	47:07.266	16	18.391	13.147	74.14	2:32.279	9
6	86	Hunt-Blakeney-Edwards	GT4	5	Jaguar E-type	47:11.025	16	22.150	3.759	74.04	2:32.898	4
7	53	Welch-Corfield	GT3	1	Austin Healey 3000	47:11.052	16	22.177	0.027	74.04	2:33.242	3
8	2	G Bryant-O Bryant	GT4	6	AC Cobra 289	47:20.587	16	31.712	9.535	73.79	2:29.161	10
9	98	Nick Sleep	GT4	7	Shelby Mustang GT50	47:34.615	16	45.740	14.028	73.43	2:35.520	6
10	84	Read Gomm	GT4	8	Jaguar E-type	47:35.380	16	46.505	0.765	73.42	2:34.676	6
11	4	Foster-Mogridge	GT4	9	Jaguar E-type	47:36.635	16	47.760	1.255	73.38	2:39.001	2
12	47	Bourne-Paul	GT2	1	TVR Grantura Mk3	47:37.365	16	48.490	0.730	73.36	2:38.319	4
13	56	Smithies-Clarkson	GT3	2	Austin Healey 3000	46:49.911	15	-- 15 laps	2:09.267	69.94	2:36.454	2
14	44	Mahapatra-Stanley	GT4	10	Jaguar E-type	46:55.750	15	5.839	5.839	69.79	2:37.382	5
15	61	Simon Orebi Gann	GT3	3	Morgan Plus 4 SLR	46:56.692	15	6.781	0.942	69.77	2:38.203	8
16	57	R Knight-M Knight	GT3	4	Austin Healey 3000	47:01.206	15	11.295	4.514	69.66	2:39.337	6
17	15	Cooke-Hancock	SP2	2	Lotus 15 15	47:01.533	15	11.622	0.327	69.65	2:39.953	6
18	92	Neil Merry	GT4	11	Sunbeam Tiger	47:05.248	15	15.337	3.715	69.56	2:39.269	8
19	100	Scholey-Finburgh	GT4	12	Jaguar XK150	47:13.033	15	23.122	7.785	69.36	2:47.699	7
20	59	Worthington-Midgley	GT3	5	Austin Healey 3000	47:14.642	15	24.731	1.609	69.33	2:45.261	2
21	45	Paton-McEwen	GT2	2	Porsche 911	47:15.069	15	25.158	0.427	69.31	2:48.403	7
22	5	Reid-Montgomery	SP1	1	Lola Mk1	47:15.526	15	25.615	0.457	69.31	2:47.182	7
23	12	Taylor-Tyzack	SP2	3	Kellison J4R	47:24.579	15	34.668	9.053	69.08	2:42.829	6
24	89	Nolte-Stippler	GT4	13	Jaguar E-type	47:25.846	15	35.935	1.267	69.05	2:44.035	5
25	65	Hall-O'Shea	GT3	6	Jaguar E-type	47:27.115	15	37.204	1.269	69.02	2:47.557	7
26	96	Phillippe Lambilliotte	GT4	14	Lotus Elan	47:28.291	15	38.380	1.176	69.00	2:43.557	7
27	35	King-Plant	GT2	3	Morgan Plus 4 Super	47:28.926	15	39.015	0.635	68.98	2:45.726	5
28	55	P Bianchi-T Bianchi	GT3	7	Austin Healey 3000	47:29.403	15	39.492	0.477	68.97	2:48.470	8
29	68	Marc Gordon	GT3	8	Jaguar XK150	47:32.310	15	42.399	2.907	68.90	2:48.360	5
30	26	E Bason-P Bason	GT1	1	Lotus Elite	47:36.374	15	46.463	4.064	68.80	2:45.898	5
31	66	T Wood-N Wood	GT3	9	Jaguar E-type	48:09.887	15	1:19.976	33.513	68.00	2:37.293	7
32	52	Barnes-Harris	GT3	10	Austin Healey 3000	44:36.738	14	-- 14 laps		68.52	2:40.065	8
33	30	B Binfield-S Binfield	GT2	4	Gilbern 1800GT	46:54.573	14	2:17.835	2:17.835	65.17	2:51.948	8
34	43	Blakeney-Edwards-Galliers	Prat	5	Porsche 911	47:04.979	14	2:28.241	10.406	64.93	2:46.293	5
35	20	Kevin Kivlochan	GT1	2	AC Ace	47:06.959	14	2:30.221	1.980	64.88	2:58.036	7
36	34	B Phillips-O Phillips	GT2	6	MG B	47:10.755	14	2:34.017	3.796	64.80	2:58.405	7
37	23	Michael Birch	GT1	3	Lotus Elite	47:19.883	14	2:43.145	9.128	64.59	2:48.255	8
38	24	B Davison-J Davison	GT1	4	Lotus Elite	47:20.004	14	2:43.266	0.121	64.59	2:48.168	13

RED FLAG - RESULT AFTER 16 LAPS

CAR 1 NOT CLASSIFIED - NOT UNDER OWN POWER AT TIME OF RED FLAG

Session Start: 11:16:19 - Finish: 12:03:08

Weather/Track Conditions: Cloud / Dry

Circuit: Silverstone Historic Grand Prix

Track Length: 5.857 Km - 3.6394 miles

These results are provisional until the conclusion of any judicial and technical matters.

Clerk of the Course: <div style="text-align: right;">Julian Floyd</div>	Timekeeper: <div style="text-align: right;">Nick Palmer</div>	Issued at:
--	--	------------

Silverstone International Trophy - 21 - 22 May 2016

GT & Sports Car Cup

Race 7 - Classification - AMENDED

Sheet No:

39	50	H Elstrop-C Elstrop	GT2	7	TVR Grantura Mk3	41:13.528	13	-- 13 laps	68.85	2:50.205	3	
----- NOT CLASSIFIED -----												
DNC	8	Yates-Twyman	SP1		Lotus 11	47:18.535	11	-- 11 laps	14:18.21	50.77	3:17.174	2
DNC	33	Hans Huebner	GT4		Jaguar E-type	24:04.857	9	-- 9 laps --		81.60	2:37.446	8
DNC	94	Williams-Wilson	GT4		Jaguar E-type	24:05.741	9	0.884	0.884	81.55	2:35.531	8
DNC	36	Bridges-Fielden	GT4		AC Cobra 289	21:29.867	8	-- 8 laps --	3.075	81.26	2:36.210	8
DNC	90	J Pearson-G Pearson	GT4		Jaguar E-type	19:10.282	7	-- 7 laps --	16.625	79.73	2:29.029	3
DNC	64	Wykeham-Emberson	GT3		Morgan Plus 4 SLR	2:46.147	1	-- 1 laps --	15.955	78.85	2:46.147	1
DNC	14	Muller Wrede-Thomas	SP2		Allard J2X							
DNC	28	Gareth Burnett	GT1		Porsche 356 A							
DNC	63	Bentley-Spindlow	GT3		Morgan Plus 4							
DNC	69	Drabble-Drabble	GT3		Reliant Sabre Six							
DNC	80	Davies-Young	GT4		Chevrolet Corvette							
EXC	1	Brian Lambert	GT2		MG B	47:07.165	15	-- 15 laps		69.51	2:43.138	8

----- FASTEST LAP SUMMARY -----

NO	DRIVER/S	CLASS	CAR MAKE / MODEL	FASTEST LAP	ON	MPH
91	Thomas-Lockie	GT4	Jaquar E-type	2:25.526	4	90.03
18	Nuthall-Wood	SP2	Lister Jaguar	2:25.780	2	89.87
53	Welch-Corfield	GT3	Austin Healey 3000	2:33.242	3	85.50
47	Bourne-Paul	GT2	TVR Grantura Mk3	2:38.319	4	82.76
26	E Bason-P Bason	GT1	Lotus Elite	2:45.898	5	78.97
5	Reid-Montgomery	SP1	Lola Mk1	2:47.182	7	78.37

RED FLAG - RESULT AFTER 16 LAPS

CAR 1 NOT CLASSIFIED - NOT UNDER OWN POWER AT TIME OF RED FLAG

Session Start: 11:16:19 - Finish: 12:03:08

Weather/Track Conditions: Cloud / Dry

Circuit: Silverstone Historic Grand Prix

Track Length: 5.857 Km - 3.6394 miles

These results are provisional until the conclusion of any judicial and technical matters.

Clerk of the Course: <div style="text-align: right;">Julian Floyd</div>	Timekeeper: <div style="text-align: right;">Nick Palmer</div>	Issued at:
--	--	------------

Silverstone International Trophy - 21 - 22 May 2016

GT & Sports Car Cup

Race 7 - Classification by Class - AMENDED

Sheet No:

Class GT1

POS	NO	DRIVER/S	CLASS	CAR MAKE / MODEL	TIME	LAPS	GAP	DIFF	MPH	BEST	ON
1	26	E Bason-P Bason	GT1	Lotus Elite	47:36.374	15	-- 15 laps		68.80	2:45.898	5
2	20	Kevin Kivlochan	GT1	AC Ace	47:06.959	14	-- 14 laps		64.88	2:58.036	7
3	23	Michael Birch	GT1	Lotus Elite	47:19.883	14	12.924	12.924	64.59	2:48.255	8
4	24	B Davison-J Davison	GT1	Lotus Elite	47:20.004	14	13.045	0.121	64.59	2:48.168	13
----- NOT CLASSIFIED -----											
DNC	28	Gareth Burnett	GT1	Porsche 356 A							

Class GT2

POS	NO	DRIVER/S	CLASS	CAR MAKE / MODEL	TIME	LAPS	GAP	DIFF	MPH	BEST	ON
1	47	Bourne-Paul	GT2	TVR Grantura Mk3	47:37.365	16	-- 16 laps		73.36	2:38.319	4
2	45	Paton-McEwen	GT2	Porsche 911	47:15.069	15	-- 15 laps		69.31	2:48.403	7
3	35	King-Plant	GT2	Morgan Plus 4 Super Sports	47:28.926	15	13.857	13.857	68.98	2:45.726	5
4	30	B Binfield-S Binfield	GT2	Gilbern 1800GT	46:54.573	14	-- 14 laps		65.17	2:51.948	8
5	43	Blakeney-Edwards-Galliers Pratt	GT2	Porsche 911	47:04.979	14	10.406	10.406	64.93	2:46.293	5
6	34	B Phillips-O Phillips	GT2	MG B	47:10.755	14	16.182	5.776	64.80	2:58.405	7
7	50	H Elstrop-C Elstrop	GT2	TVR Grantura Mk3	41:13.528	13	-- 13 laps		68.85	2:50.205	3
----- NOT CLASSIFIED -----											
EXC	1	Brian Lambert	GT2	MG B	47:07.165	15	-- 15 laps		69.51	2:43.138	8

Class GT3

POS	NO	DRIVER/S	CLASS	CAR MAKE / MODEL	TIME	LAPS	GAP	DIFF	MPH	BEST	ON
1	53	Welch-Corfield	GT3	Austin Healey 3000	47:11.052	16	-- 16 laps		74.04	2:33.242	3
2	56	Smithies-Clarkson	GT3	Austin Healey 3000	46:49.911	15	-- 15 laps		69.94	2:36.454	2
3	61	Simon Orebi Gann	GT3	Morgan Plus 4 SLR	46:56.692	15	6.781	6.781	69.77	2:38.203	8
4	57	R Knight-M Knight	GT3	Austin Healey 3000	47:01.206	15	11.295	4.514	69.66	2:39.337	6
5	59	Worthington-Midgley	GT3	Austin Healey 3000	47:14.642	15	24.731	13.436	69.33	2:45.261	2
6	65	Hall-O'Shea	GT3	Jaguar E-type	47:27.115	15	37.204	12.473	69.02	2:47.557	7
7	55	P Bianchi-T Bianchi	GT3	Austin Healey 3000	47:29.403	15	39.492	2.288	68.97	2:48.470	8
8	68	Marc Gordon	GT3	Jaguar XK150	47:32.310	15	42.399	2.907	68.90	2:48.360	5
9	66	T Wood-N Wood	GT3	Jaguar E-type	48:09.887	15	1:19.976	37.577	68.00	2:37.293	7
10	52	Barnes-Harris	GT3	Austin Healey 3000	44:36.738	14	-- 14 laps		68.52	2:40.065	8
----- NOT CLASSIFIED -----											
DNC	64	Wykeham-Emberson	GT3	Morgan Plus 4 SLR	2:46.147	1	-- 1 laps		78.85	2:46.147	1
DNC	63	Bentley-Spindlow	GT3	Morgan Plus 4							

RED FLAG - RESULT AFTER 16 LAPS

CAR 1 NOT CLASSIFIED - NOT UNDER OWN POWER AT TIME OF RED FLAG

Session Start: 11:16:19 - Finish: 12:03:08
Weather/Track Conditions: Cloud / Dry
Circuit: Silverstone Historic Grand Prix
Track Length: 5.857 Km - 3.6394 miles

These results are provisional until the conclusion of any judicial and technical matters.

Clerk of the Course: <div style="text-align: right;">Julian Floyd</div>	Timekeeper: <div style="text-align: right;">Nick Palmer</div>	Issued at:
--	--	------------

Silverstone International Trophy - 21 - 22 May 2016

GT & Sports Car Cup

Race 7 - Classification by Class - AMENDED

Sheet No:

DNC 69 Drabble-Drabble GT3 Reliant Sabre Six

Class GT4

POS	NO	DRIVER/S	CLASS	CAR MAKE / MODEL	TIME	LAPS	GAP	DIFF	MPH	BEST	ON
1	75	Voyazides-Wolfe	GT4	AC Cobra 289	46:48.875	16	-- 16 laps		74.63	2:27.082	4
2	91	Thomas-Lockie	GT4	Jaguar E-type	46:50.105	16	1.230	1.230	74.60	2:25.526	4
3	79	Stippler-Von Oeynhausen	GT4	Jaguar E-type	46:54.119	16	5.244	4.014	74.49	2:26.805	3
4	82	Clark-McCaig	GT4	Jaguar E-type	47:07.266	16	18.391	13.147	74.14	2:32.279	9
5	86	Hunt-Blakeney-Edwards	GT4	Jaguar E-type	47:11.025	16	22.150	3.759	74.04	2:32.898	4
6	2	G Bryant-O Bryant	GT4	AC Cobra 289	47:20.587	16	31.712	9.562	73.79	2:29.161	10
7	98	Nick Sleep	GT4	Shelby Mustang GT50	47:34.615	16	45.740	14.028	73.43	2:35.520	6
8	84	Read Gomm	GT4	Jaguar E-type	47:35.380	16	46.505	0.765	73.42	2:34.676	6
9	4	Foster-Mogridge	GT4	Jaguar E-type	47:36.635	16	47.760	1.255	73.38	2:39.001	2
10	44	Mahapatra-Stanley	GT4	Jaguar E-type	46:55.750	15	-- 15 laps		69.79	2:37.382	5
11	92	Neil Merry	GT4	Sunbeam Tiger	47:05.248	15	9.498	9.498	69.56	2:39.269	8
12	100	Scholey-Finburgh	GT4	Jaguar XK150	47:13.033	15	17.283	7.785	69.36	2:47.699	7
13	89	Nolte-Stippler	GT4	Jaguar E-type	47:25.846	15	30.096	12.813	69.05	2:44.035	5
14	96	Phillippe Lambilliotte	GT4	Lotus Elan	47:28.291	15	32.541	2.445	69.00	2:43.557	7

----- NOT CLASSIFIED -----

DNC	33	Hans Huebner	GT4	Jaguar E-type	24:04.857	9	-- 9 laps		81.60	2:37.446	8
DNC	94	Williams-Wilson	GT4	Jaguar E-type	24:05.741	9	0.884	0.884	81.55	2:35.531	8
DNC	36	Bridges-Fielden	GT4	AC Cobra 289	21:29.867	8	-- 8 laps		81.26	2:36.210	8
DNC	90	J Pearson-G Pearson	GT4	Jaguar E-type	19:10.282	7	-- 7 laps		79.73	2:29.029	3
DNC	80	Davies-Young	GT4	Chevrolet Corvette Stingray							

Class SP1

POS	NO	DRIVER/S	CLASS	CAR MAKE / MODEL	TIME	LAPS	GAP	DIFF	MPH	BEST	ON
1	5	Reid-Montgomery	SP1	Lola Mk1	47:15.526	15	-- 15 laps		69.31	2:47.182	7
----- NOT CLASSIFIED -----											
DNC	8	Yates-Twyman	SP1	Lotus 11	47:18.535	11	-- 11 laps		50.77	3:17.174	2

Class SP2

POS	NO	DRIVER/S	CLASS	CAR MAKE / MODEL	TIME	LAPS	GAP	DIFF	MPH	BEST	ON
1	18	Nuthall-Wood	SP2	Lister Jaguar	46:50.206	16	-- 16 laps		74.59	2:25.780	2
2	15	Cooke-Hancock	SP2	Lotus 15 15	47:01.533	15	-- 15 laps		69.65	2:39.953	6
3	12	Taylor-Tyzack	SP2	Kellison J4R	47:24.579	15	23.046	23.046	69.08	2:42.829	6

----- NOT CLASSIFIED -----

RED FLAG - RESULT AFTER 16 LAPS

CAR 1 NOT CLASSIFIED - NOT UNDER OWN POWER AT TIME OF RED FLAG

Session Start: 11:16:19 - Finish: 12:03:08

Weather/Track Conditions: Cloud / Dry

Circuit: Silverstone Historic Grand Prix

Track Length: 5.857 Km - 3.6394 miles

These results are provisional until the conclusion of any judicial and technical matters.

Clerk of the Course:

Julian Floyd

Timekeeper:

Nick Palmer

Issued at:

Silverstone International Trophy - 21 - 22 May 2016

GT & Sports Car Cup

Race 7 - Classification by Class - AMENDED

Sheet No:

DNC 14 Muller Wrede-Thomas

SP2 Allard J2X

RED FLAG - RESULT AFTER 16 LAPS
CAR 1 NOT CLASSIFIED - NOT UNDER OWN POWER AT TIME OF RED FLAG

Session Start: 11:16:19 - Finish: 12:03:08
Weather/Track Conditions: Cloud / Dry
Circuit: Silverstone Historic Grand Prix
Track Length: 5.857 Km - 3.6394 miles

These results are provisional until the conclusion of any judicial and technical matters.

Clerk of the Course:

Julian Floyd

Timekeeper:

Nick Palmer

Issued at:

Silverstone International Trophy - 21 - 22 May 2016

GT & Sports Car Cup

Race 7 - Sector Analysis

1 Brian Lambert (GT2)									MG B								
lap	Sect-1	Speed	Sect-2	Speed	Sect-3	Speed	TopSpeed	laptime pit	lap	Sect-1	Speed	Sect-2	Speed	Sect-3	Speed	Topspeed	laptime pit
1		112.4	1:23.582	105.4	30.543	96.6		2:55.116	9	51.177	111.1	1:23.412	107.2	30.596	95.9		2:45.185
2	51.421	113.2	1:24.845	106.5	31.245	97.0		2:47.511	10	51.100	110.9	1:23.768	103.7	30.768	95.6		2:45.636
3	51.225	112.2	1:22.449	105.8	30.469	95.5		2:44.143	11	51.603	110.4	1:27.191	106.2				2:53.349
4	51.321	111.1	1:22.481	103.6	30.600	96.4		2:44.402	12	Out	109.8	1:30.501	91.9	32.592	93.7		4:19.254 P
5	51.184	111.5	1:21.519	107.0	30.612	96.0		2:43.315	13	56.304	98.4	1:32.788	66.3	39.991	78.8		3:09.083
6	51.911	110.9	1:22.331	105.7	30.640	96.3		2:44.882	14	1:05.310	58.3	2:25.482	61.4	37.559	84.4		4:08.351
7	51.455	110.4	1:21.407	105.4	30.535	95.9		2:43.397	15	1:50.152	40.3	2:37.257	67.2	32.994	92.8		5:00.403
8	51.346	110.4	1:21.167	104.9	30.625	95.9		2:43.138	16								

2 G Bryant-O Bryant (GT4)									AC Cobra 289								
lap	Sect-1	Speed	Sect-2	Speed	Sect-3	Speed	TopSpeed	laptime pit	lap	Sect-1	Speed	Sect-2	Speed	Sect-3	Speed	Topspeed	laptime pit
1		134.8	1:16.292	119.8	28.147	117.2		2:33.815	9	Out	138.7	1:15.996	121.1	27.431	119.1		3:33.803 P
2	47.809	133.9	1:17.095	112.6	28.781	115.2		2:33.685	10	46.216	138.9	1:14.625	120.5	28.320	118.5		2:29.161
3	48.209	133.9	1:18.064	116.5	28.967	114.2		2:35.240	11	46.108	138.1	1:16.572	127.8	27.378	118.5		2:30.058
4	48.534	125.2	1:19.493	111.3	29.038	114.8		2:37.065	12	53.664	98.4	2:04.116	51.2	39.471	73.3		3:37.251
5	48.655	132.1	1:17.353	122.2	28.570	114.8		2:34.578	13	1:23.820	47.2	2:22.902	52.4	38.973	74.4		4:25.695
6	48.573	131.8	1:18.048	117.7	28.649	116.6		2:35.270	14	1:13.752	65.7	2:02.665	95.6	30.807	94.5		3:47.224
7	48.188	133.2	1:17.222	123.4	28.597	112.6		2:34.007	15	52.563	105.5	1:25.137	97.4	30.389	96.1		2:48.089
8	47.815	133.9	1:18.333	112.2				2:41.811	16	52.203	106.4	1:59.499	49.7	32.133	110.7		3:23.835

4 Foster-Mogridge (GT4)									Jaguar E-type								
lap	Sect-1	Speed	Sect-2	Speed	Sect-3	Speed	TopSpeed	laptime pit	lap	Sect-1	Speed	Sect-2	Speed	Sect-3	Speed	Topspeed	laptime pit
1		119.4	1:22.177	115.7	29.905	107.5		2:46.273	9	49.994	127.6	1:21.063	108.9	29.792	107.3		2:40.849
2	49.839	124.5	1:19.402	112.8	29.760	108.0		2:39.001	10	49.552	123.1	1:22.723	110.4	30.080	107.5		2:42.355
3	49.256	120.7	1:20.857	111.8	29.602	107.3		2:39.715	11	50.405	123.8	1:22.980	112.6				2:48.426
4	49.474	121.8	1:20.683	109.1	29.920	106.1		2:40.077	12	Out	117.3	1:28.999	99.7	30.584	108.2		3:44.207 P
5	50.423	123.6	1:21.353	110.9	30.016	106.4		2:41.792	13	1:10.249	35.2	2:22.783	52.0	39.171	77.3		4:12.203
6	50.008	120.9	1:20.610	113.2	29.515	106.9		2:40.133	14	1:11.567	46.1	2:11.847	87.6	34.777	93.0		3:58.191
7	49.744	124.0	1:20.527	111.7	29.620	108.0		2:39.891	15	57.225	102.1	1:34.536	90.7	34.716	95.3		3:06.477
8	49.548	125.9	1:19.386	114.9	30.470	104.2		2:39.404	16	55.143	106.5	1:28.825	98.1	33.673	98.5		2:57.641

5 Reid-Montgomery (SP1)									Lola Mk1								
lap	Sect-1	Speed	Sect-2	Speed	Sect-3	Speed	TopSpeed	laptime pit	lap	Sect-1	Speed	Sect-2	Speed	Sect-3	Speed	Topspeed	laptime pit
1		106.4	1:29.231	104.5	31.733	97.4		3:03.590	9	52.320	110.6	1:25.542	107.4	30.152	100.4		2:48.014
2	54.027	110.0	1:24.810	99.1	32.154	97.4		2:50.991	10	53.671	110.0	1:26.653	105.2	32.032	94.9		2:52.356
3	54.762	107.0	1:25.170	103.7	30.865	98.0		2:50.797	11	52.732	106.5	1:33.801	81.0				3:05.247
4	53.018	109.8	1:24.758	105.2	31.014	97.1		2:48.790	12	Out	95.9	1:30.048	100.2	30.851	99.3		4:10.513 P
5	54.426	108.8	1:24.123	104.2	31.341	98.5		2:49.890	13	52.319	113.2	1:25.858	95.2	32.361	98.0		2:50.538
6	53.949	107.7	1:26.813	101.5	32.557	93.3		2:53.319	14	53.134	107.0	2:05.798	101.4	32.413	77.9		3:31.345
7	53.269	110.6	1:22.983	107.0	30.930	98.2		2:47.182	15	1:54.937	41.7	2:35.177	61.2	31.193	101.0		5:01.307
8	54.247	108.8	1:26.637	105.4	30.763	97.0		2:51.647	16								

8 Yates-Twyman (SP1)									Lotus 11								
lap	Sect-1	Speed	Sect-2	Speed	Sect-3	Speed	TopSpeed	laptime pit	lap	Sect-1	Speed	Sect-2	Speed	Sect-3	Speed	Topspeed	laptime pit
1		98.4	1:33.455	92.1	7:53.036	81.6		10:38.276	7	1:02.447	98.7	1:43.033	81.5	36.652	82.2		3:22.132
2	1:02.412	84.9	1:40.672	93.9	34.090	83.1		3:17.174	8	1:03.434	92.3	1:42.737	78.8	36.482	77.3		3:22.653
3	1:04.007	85.8	1:41.083	82.6	36.858	82.6		3:21.948	9	1:03.575	91.2	1:57.517	60.1	39.482	77.6		3:40.574
4	1:03.379	89.4	1:38.723	86.6	35.425	81.5		3:17.527	10	1:10.690	52.9	2:17.250	79.7				4:12.059
5	1:04.645	84.7	1:38.719	91.6	35.455	79.6		3:18.819	11	Out	41.5	2:35.287	57.7	33.264	97.3		5:23.764 P
6	1:03.881	87.3	1:43.854	86.9	35.874	82.1		3:23.609	12								



Session Start: 11:16:19 - Finish: 12:03:08
 Weather/Track Conditions: Cloud / Dry
 Circuit: Silverstone Historic Grand Prix
 Track Length: 5.857 Km - 3.6394 miles

Silverstone International Trophy - 21 - 22 May 2016

GT & Sports Car Cup

Race 7 - Sector Analysis

12 Taylor-Tyzack (SP2)									Kellison J4R										
lap	Sect-1	Speed	Sect-2	Speed	Sect-3	Speed	TopSpeed	laptime	pit	lap	Sect-1	Speed	Sect-2	Speed	Sect-3	Speed	Topspeed	laptime	pit
1		111.8	1:27.223	102.0	31.636	106.6		3:01.607		9	Out	109.8	1:33.015	111.5	30.284	109.1		4:14.365	P
2	51.846	118.6	1:25.017	99.4	31.879	105.6		2:48.742		10	51.264	117.3	1:27.035	<u>113.6</u>	32.828	80.2		2:51.127	
3	50.862	113.6	1:22.078	107.2	<u>30.094</u>	<u>112.6</u>		2:43.034		11	55.892	119.4	1:55.276	55.2	39.287	73.8		3:30.455	
4	50.549	106.7	1:24.652	104.2	30.420	110.7		2:45.621		12	1:24.208	45.6	2:22.058	54.0	39.857	75.4		4:26.123	
5	<u>50.043</u>	<u>123.1</u>	1:21.277	101.1	31.735	109.8		2:43.055		13	1:13.273	57.4	2:02.936	96.8	32.811	100.4		3:49.020	
6	51.129	115.1	1:21.432	104.4	30.268	110.7		<u>2:42.829</u>		14	51.485	117.5	1:28.031	96.7	31.833	103.1		2:51.349	
7	51.911	122.2	<u>1:21.221</u>	103.2	30.163	112.4		2:43.295		15	51.791	<u>123.1</u>	1:55.175	49.4	33.759	102.0		3:20.725	
8	50.655	114.7	1:24.636	101.4				2:53.232		16									


14 Muller Wrede-Thomas (SP2)									Allard J2X										
lap	Sect-1	Speed	Sect-2	Speed	Sect-3	Speed	TopSpeed	laptime	pit	lap	Sect-1	Speed	Sect-2	Speed	Sect-3	Speed	Topspeed	laptime	pit
1										1									

15 Cooke-Hancock (SP2)									Lotus 15 15										
lap	Sect-1	Speed	Sect-2	Speed	Sect-3	Speed	TopSpeed	laptime	pit	lap	Sect-1	Speed	Sect-2	Speed	Sect-3	Speed	Topspeed	laptime	pit
1		120.7	1:24.468	111.5	30.324	104.9		2:49.857		9	49.781	122.5	1:23.045	<u>118.6</u>	<u>29.628</u>	104.6		2:42.454	
2	51.126	111.1	1:23.599	103.1	31.089	104.9		2:45.814		10	50.126	121.1	1:24.858	108.9	30.978	104.9		2:45.962	
3	50.813	116.9	1:22.908	105.7	30.680	103.7		2:44.401		11	50.417	119.8	1:23.341	84.0	37.165	80.6		2:50.923	
4	50.278	117.5	1:20.837	113.4	30.292	103.7		2:41.407		12	56.566	103.9	1:39.900	90.9				3:15.549	
5	50.113	127.3	1:22.145	113.4	29.660	107.1		2:41.918		13	Out	124.0	1:55.236	45.9	41.095	84.6		4:33.535	P
6	<u>49.294</u>	124.0	1:20.904	112.6	29.755	<u>108.7</u>		<u>2:39.953</u>		14	1:07.012	52.3	2:23.927	52.6	37.835	86.8		4:08.774	
7	49.737	124.3	<u>1:20.126</u>	115.1	30.245	100.3		2:40.108		15	1:51.152	41.8	2:35.503	77.0	33.142	104.9		4:59.797	
8	50.301	124.0	1:21.132	116.3	29.648	107.5		2:41.081		16									

18 Nuthall-Wood (SP2)									Lister Jaguar										
lap	Sect-1	Speed	Sect-2	Speed	Sect-3	Speed	TopSpeed	laptime	pit	lap	Sect-1	Speed	Sect-2	Speed	Sect-3	Speed	Topspeed	laptime	pit
1		136.1	1:13.254	118.8	27.697	<u>118.1</u>		2:27.137		9	45.161	<u>138.1</u>	1:13.678	121.8	27.766	116.4		2:26.605	
2	45.242	135.8	<u>1:12.830</u>	122.5	27.708	117.6		<u>2:25.780</u>		10	45.295	137.5	1:13.961	120.7				2:35.124	
3	45.282	137.2	1:13.200	<u>126.9</u>	<u>27.445</u>	117.6		2:25.927		11	Out	134.2	1:17.571	123.4	27.816	115.6		3:21.727	P
4	45.374	136.4	1:12.863	123.6	27.753	117.2		2:25.990		12	46.190	134.2	1:17.231	89.0	36.671	81.0		2:40.092	
5	45.240	137.5	1:14.520	122.6	27.727	<u>118.1</u>		2:27.487		13	1:03.425	93.3	1:42.788	79.8	36.245	80.2		3:22.458	
6	45.482	134.5	1:13.276	126.1	27.525	117.9		2:26.283		14	1:03.697	90.8	1:57.681	59.1	39.352	77.9		3:40.730	
7	45.931	136.1	1:16.580	122.2	27.712	<u>118.1</u>		2:30.223		15	1:10.745	51.7	2:17.596	73.7	39.241	49.1		4:07.582	
8	45.521	137.8	1:13.842	120.3	28.043	117.2		2:27.406		16	1:53.356	35.7	2:34.979	95.3	31.320	111.7		4:59.655	

20 Kevin Kivlochan (GT1)									AC Ace										
lap	Sect-1	Speed	Sect-2	Speed	Sect-3	Speed	TopSpeed	laptime	pit	lap	Sect-1	Speed	Sect-2	Speed	Sect-3	Speed	Topspeed	laptime	pit
1		97.3	1:32.718	91.8	34.114	89.2		3:17.669		8	55.906	99.9	1:30.431	95.9	32.965	89.1		2:59.302	
2	57.431	<u>102.6</u>	1:30.361	90.7	34.107	89.1		3:01.899		9	56.312	99.4	1:32.762	95.6	32.911	<u>90.6</u>		3:01.985	
3	56.848	100.8	1:30.527	95.2	33.177	90.0		3:00.552		10	<u>55.848</u>	100.3	1:30.905	91.4				3:07.932	
4	56.162	102.0	1:29.695	<u>97.1</u>	<u>32.766</u>	<u>90.6</u>		2:58.623		11	Out	98.0	1:33.121	95.1	32.807	90.1		4:24.719	P
5	56.857	101.7	1:29.017	95.1	32.949	90.0		2:58.823		12	56.354	100.9	1:32.109	68.9	39.791	83.5		3:08.254	
6	56.670	99.6	1:29.366	95.1	33.189	89.6		2:59.225		13	1:06.158	58.1	2:25.499	63.8	37.455	84.7		4:09.112	
7	56.346	100.2	<u>1:28.763</u>	94.5	32.927	88.9		<u>2:58.036</u>		14	1:49.480	44.1	2:37.519	68.2	33.829	90.3		5:00.828	

23 Michael Birch (GT1)									Lotus Elite										
lap	Sect-1	Speed	Sect-2	Speed	Sect-3	Speed	TopSpeed	laptime	pit	lap	Sect-1	Speed	Sect-2	Speed	Sect-3	Speed	Topspeed	laptime	pit
1		104.5	1:29.271	100.3	31.744	90.6		3:05.551		8	53.676	103.7	<u>1:23.285</u>	<u>100.6</u>	<u>31.294</u>	91.9		<u>2:48.255</u>	
2	54.066	105.0	1:25.008	99.9	31.880	<u>92.5</u>		2:50.954		9	54.048	103.6	1:56.462	98.4				3:28.336	
3	53.707	105.4	1:25.094	100.2	32.393	88.6		2:51.194		10	Out	101.4	1:28.141	92.9	32.557	88.3		4:18.493	P
4	53.391	104.5	1:24.468	<u>100.6</u>	31.402	89.8		2:49.261		11	58.422	90.9	1:43.019	77.4	36.008	83.9		3:17.449	
5	<u>53.191</u>	104.9	1:23.745	100.3	31.386	91.0		2:48.322		12	1:03.497	91.4	1:58.090	61.3	39.843	76.7		3:41.430	
6	53.537	<u>106.0</u>	1:26.997	99.1	34.474	90.0		2:55.008		13	1:10.067	52.4	2:25.450	57.6				4:19.060	
7	55.311	104.5	1:24.289	99.1	31.420	90.1		2:51.020		14	Out	99.9	2:14.409	57.4	33.378	89.8		5:15.550	P



Session Start: 11:16:19 - Finish: 12:03:08
Weather/Track Conditions: Cloud / Dry
Circuit: Silverstone Historic Grand Prix
Track Length: 5.857 Km - 3.6394 miles

Silverstone International Trophy - 21 - 22 May 2016

GT & Sports Car Cup

Race 7 - Sector Analysis

24 B Davison-J Davison (GT1)									Lotus Elite								
lap	Sect-1	Speed	Sect-2	Speed	Sect-3	Speed	TopSpeed	laptime pit	lap	Sect-1	Speed	Sect-2	Speed	Sect-3	Speed	Topspeed	laptime pit
1		105.4	1:31.171	99.4	33.691	89.4		3:14.297	8	Out	107.0	1:25.707	103.1	32.934	78.8		4:01.242 P
2	58.832	105.2	1:36.284	93.7	33.973	90.6		3:09.089	9	55.243	108.1	1:26.596	104.2	31.231	93.6		2:53.070
3	58.885	105.8	1:33.431	99.6	33.817	87.7		3:06.133	10	1:03.354	66.8	2:06.704	53.6	40.642	64.4		3:50.700
4	59.833	101.1	1:34.414	98.5	34.053	86.1		3:08.300	11	1:24.281	48.6	2:22.362	55.5	39.373	67.8		4:26.016
5	59.735	102.9	1:36.066	97.8	35.162	81.8		3:10.963	12	1:13.737	69.4	2:02.886	103.7	30.887	94.5		3:47.510
6	59.420	103.4	1:33.836	95.2	34.556	86.4		3:07.812	13	52.508	108.6	1:24.745	101.7	30.915	94.5		2:48.168
7	1:00.467	99.4	1:33.194	98.3				3:13.033	14	52.163	108.9	1:58.898	54.7	32.610	94.4		3:23.671


26 E Bason-P Bason (GT1)									Lotus Elite								
lap	Sect-1	Speed	Sect-2	Speed	Sect-3	Speed	TopSpeed	laptime pit	lap	Sect-1	Speed	Sect-2	Speed	Sect-3	Speed	Topspeed	laptime pit
1		110.2	1:28.842	100.8	32.389	94.9		3:08.983	9	51.932	110.7	1:32.550	102.6	32.096	94.2		2:56.578
2	53.750	110.7	1:25.528	104.0	32.173	95.5		2:51.451	10	54.607	107.2	1:33.411	96.1				3:05.992
3	52.714	111.1	1:24.905	104.9	31.398	96.6		2:49.017	11	Out	104.7	1:36.377	86.9	34.164	92.8		4:11.210 P
4	53.887	110.4	1:25.494	105.0	30.959	96.1		2:50.340	12	1:15.317	35.6	2:22.725	55.0	39.302	72.5		4:17.344
5	52.026	111.5	1:23.289	106.2	30.583	97.9		2:45.898	13	1:11.586	44.5	2:11.589	83.9	35.065	89.8		3:58.240
6	52.374	110.6	1:26.339	103.6	39.844	94.9		2:58.557	14	57.152	107.7	1:34.465	90.2	34.735	93.8		3:06.352
7	54.740	109.8	1:24.954	103.4	31.546	95.9		2:51.240	15	55.172	109.1	1:28.844	98.0	33.754	92.2		2:57.770
8	53.050	109.5	1:23.125	104.5	31.227	94.0		2:47.402	16								

28 Gareth Burnett (GT1)									Porsche 356 A								
lap	Sect-1	Speed	Sect-2	Speed	Sect-3	Speed	TopSpeed	laptime pit	lap	Sect-1	Speed	Sect-2	Speed	Sect-3	Speed	Topspeed	laptime pit
1									1								

30 B Binfield-S Binfield (GT2)									Gilbern 1800GT								
lap	Sect-1	Speed	Sect-2	Speed	Sect-3	Speed	TopSpeed	laptime pit	lap	Sect-1	Speed	Sect-2	Speed	Sect-3	Speed	Topspeed	laptime pit
1		102.8	1:28.941	95.9	32.983	89.4		3:11.207	8	54.474	102.0	1:25.206	98.8	32.268	89.6		2:51.948
2	55.992	102.0	1:27.838	96.8	32.894	89.1		2:56.724	9	54.986	101.5	1:30.824	98.3	32.660	88.3		2:58.470
3	55.750	101.7	1:27.411	96.7	32.757	88.9		2:55.918	10	55.630	103.1	1:27.439	98.5				2:57.863
4	55.315	101.8	1:27.522	96.7	32.823	89.5		2:55.660	11	Out	86.1	1:42.677	75.3	35.832	80.0		4:30.880 P
5	55.419	101.5	1:28.503	97.3	32.823	89.4		2:56.745	12	1:03.987	88.1	1:57.540	59.7	39.192	76.0		3:40.719
6	54.765	101.4	1:26.364	97.4	32.705	89.8		2:53.834	13	1:10.835	53.0	2:17.658	70.2	39.182	49.2		4:07.675
7	55.089	100.6	1:26.141	98.3	32.357	90.0		2:53.587	14	1:54.389	39.4	2:35.831	82.6	33.123	90.5		5:03.343

33 Hans Huebner (GT4)									Jaguar E-type								
lap	Sect-1	Speed	Sect-2	Speed	Sect-3	Speed	TopSpeed	laptime pit	lap	Sect-1	Speed	Sect-2	Speed	Sect-3	Speed	Topspeed	laptime pit
1		133.4	1:23.274	111.3	30.101	110.9		2:50.509	6	49.987	127.8	1:19.719	119.4	29.668	108.0		2:39.374
2	50.008	132.6	1:19.285	117.3	30.099	105.4		2:39.392	7	49.218	129.3	1:20.319	117.5	29.657	108.2		2:39.194
3	49.275	129.1	1:20.596	113.7	30.035	105.6		2:39.906	8	48.936	129.8	1:18.847	120.3	29.663	106.6		2:37.446
4	49.391	127.1	1:20.985	109.7	30.116	106.1		2:40.492	9	49.221	127.6	1:20.382	115.9	29.458	106.8		2:39.061
5	49.459	132.1	1:19.854	115.3	30.170	102.1		2:39.483	10								

34 B Phillips-O Phillips (GT2)									MG B								
lap	Sect-1	Speed	Sect-2	Speed	Sect-3	Speed	TopSpeed	laptime pit	lap	Sect-1	Speed	Sect-2	Speed	Sect-3	Speed	Topspeed	laptime pit
1		102.5	1:34.118	93.9	33.815	91.5		3:18.042	8	55.739	106.7	1:35.910	97.8	32.840	91.5		3:04.489
2	57.894	100.9	1:32.525	85.9	34.318	90.7		3:04.737	9	57.762	104.0	1:38.972	83.0				3:17.303
3	57.513	101.5	1:32.145	92.8	32.939	91.1		3:02.597	10	Out	97.0	1:36.674	99.1	33.108	91.5		4:25.525 P
4	57.519	97.1	1:32.534	96.4	32.391	92.9		3:02.444	11	57.349	104.5	1:35.487	100.5	32.808	91.2		3:05.644
5	56.308	103.4	1:30.939	97.8	32.506	92.4		2:59.753	12	56.111	105.2	1:33.419	101.1	32.809	91.3		3:02.339
6	57.105	105.2	1:30.288	91.4	33.015	92.9		3:00.408	13	55.762	85.6	2:17.762	84.4	35.000	90.0		3:48.524
7	55.363	103.9	1:30.616	93.3	32.426	92.5		2:58.405	14	1:49.967	40.6	2:36.715	69.3	33.863	91.6		5:00.545



Session Start: 11:16:19 - Finish: 12:03:08
Weather/Track Conditions: Cloud / Dry
Circuit: Silverstone Historic Grand Prix
Track Length: 5.857 Km - 3.6394 miles

Silverstone International Trophy - 21 - 22 May 2016

GT & Sports Car Cup

Race 7 - Sector Analysis

35 King-Plant (GT2)									Morgan Plus 4 Super Sports											
lap	Sect-1	Speed	Sect-2	Speed	Sect-3	Speed	TopSpeed	laptime	pit	lap	Sect-1	Speed	Sect-2	Speed	Sect-3	Speed	Topspeed	laptime	pit	
1		104.4	1:29.262	98.3				3:16.933		9	53.433	107.2	1:24.630	105.8	30.812	95.9			2:48.875	
2	Out	106.0	1:23.711	103.7	30.908	96.4		3:28.799	P	10	51.834	110.2	1:25.168	105.5	31.032	97.3			2:48.034	
3	53.074	105.8	1:24.097	104.2	31.002	95.9		2:48.173		11	1:01.644	99.4	1:36.693	97.1					3:19.522	
4	53.039	107.9	1:23.441	105.0	30.632	97.9		2:47.112		12	Out	37.4	2:22.182	52.2	40.149	70.6			5:07.230	P
5	52.299	108.8	1:22.176	104.4	31.251	95.7		2:45.726		13	1:12.430	49.2	2:06.792	88.4	31.591	98.0			3:50.813	
6	53.093	107.7	1:22.745	104.4	30.911	96.6		2:46.749		14	53.560	111.3	1:25.684	75.9	32.421	99.5			2:51.665	
7	52.158	108.6	1:22.309	103.1	31.342	96.9		2:45.809		15	52.509	110.9	1:51.178	38.3	33.231	100.1			3:16.918	
8	52.572	109.5	1:23.262	103.4	30.734	96.4		2:46.568		16										


36 Bridges-Fielden (GT4)									AC Cobra 289											
lap	Sect-1	Speed	Sect-2	Speed	Sect-3	Speed	TopSpeed	laptime	pit	lap	Sect-1	Speed	Sect-2	Speed	Sect-3	Speed	Topspeed	laptime	pit	
1		119.2	1:24.359	100.6	30.362	106.1		2:50.120		5	50.005	125.2	1:28.454	111.5	29.222	108.0			2:47.681	
2	51.876	112.8	1:22.040	109.5	29.352	108.5		2:43.268		6	49.476	129.1	1:17.953	114.3	29.004	107.8			2:36.433	
3	49.707	123.8	1:20.439	116.3	29.291	107.8		2:39.437		7	49.401	122.5	1:19.057	117.1	29.032	108.2			2:37.490	
4	50.524	124.5	1:20.015	115.5	28.689	108.9		2:39.228		8	48.855	128.8	1:18.319	115.7	29.036	110.7			2:36.210	

43 Blakeney-Edwards-Galliers Pratt (GT2)									Porsche 911											
lap	Sect-1	Speed	Sect-2	Speed	Sect-3	Speed	TopSpeed	laptime	pit	lap	Sect-1	Speed	Sect-2	Speed	Sect-3	Speed	Topspeed	laptime	pit	
1		111.3	1:25.814	105.4	31.549	96.4		3:02.003		8	Out	100.5	1:34.098	94.0	33.858	93.6			5:31.266	P
2	53.837	113.2	1:24.514	104.9	31.296	97.0		2:49.647		9	56.537	106.4	1:34.640	97.1	33.900	91.6			3:05.077	
3	53.895	111.1	1:23.554	104.4	31.886	95.7		2:49.335		10	56.923	101.1	1:34.914	87.4	34.584	87.9			3:06.421	
4	53.187	111.5	1:22.887	106.5	31.578	97.3		2:47.652		11	57.346	104.2	1:34.179	88.5	34.393	92.0			3:05.918	
5	52.155	112.0	1:22.699	106.4	31.439	96.6		2:46.293		12	56.197	106.4	1:37.324	69.3	39.750	82.8			3:13.271	
6	52.766	112.0	1:23.747	107.2	31.200	97.0		2:47.713		13	1:06.491	59.9	2:24.392	58.6	38.096	89.6			4:08.979	
7	52.875	112.2	1:23.137	102.9				2:50.406		14	1:50.113	40.3	2:36.551	74.1	34.334	94.2			5:00.998	

44 Mahapatra-Stanley (GT4)									Jaguar E-type											
lap	Sect-1	Speed	Sect-2	Speed	Sect-3	Speed	TopSpeed	laptime	pit	lap	Sect-1	Speed	Sect-2	Speed	Sect-3	Speed	Topspeed	laptime	pit	
1		114.3	1:26.994	109.7	30.236	107.1		3:02.549		9	48.409	125.9	1:23.012	115.3					2:49.343	
2	51.708	116.9	1:23.721	115.9	29.521	107.6		2:44.950		10	Out	117.1	1:25.181	110.7	30.067	104.6			3:44.106	P
3	51.863	119.6	1:20.151	116.3	29.501	107.3		2:41.515		11	51.396	119.2	1:25.763	99.1	31.842	102.0			2:49.001	
4	50.109	115.9	1:19.607	114.5	29.867	107.3		2:39.583		12	51.830	115.1	1:33.301	78.2	35.299	84.4			3:00.430	
5	48.867	123.4	1:18.800	109.8	29.715	107.1		2:37.382		13	1:03.721	87.6	1:58.880	53.0	38.992	70.8			3:41.593	
6	49.873	124.0	1:20.312	117.3	28.996	108.5		2:39.181		14	1:10.467	54.3	2:24.608	52.6	37.603	97.1			4:12.678	
7	48.671	119.8	1:19.920	112.4	29.670	105.7		2:38.261		15	1:49.232	40.7	2:36.053	81.4	31.173	105.2			4:56.458	
8	50.596	123.4	1:19.065	119.6	29.059	107.3		2:38.720		16										

45 Paton-McEwen (GT2)									Porsche 911											
lap	Sect-1	Speed	Sect-2	Speed	Sect-3	Speed	TopSpeed	laptime	pit	lap	Sect-1	Speed	Sect-2	Speed	Sect-3	Speed	Topspeed	laptime	pit	
1		115.1	1:28.820	108.4	31.566	98.7		3:03.815		9	53.474	113.7	1:25.155	109.8	30.816	99.8			2:49.445	
2	54.854	114.7	1:24.289	106.7	31.951	98.9		2:51.094		10	53.176	113.9	1:28.499	109.5	32.252	97.1			2:53.927	
3	53.999	114.7	1:23.152	109.8	31.286	99.3		2:48.437		11	53.366	114.5	1:30.273	79.9					3:05.582	
4	53.554	114.1	1:25.161	109.5	30.757	99.2		2:49.472		12	Out	92.8	1:31.085	106.2	31.098	98.3			4:05.695	P
5	55.365	114.7	1:23.929	106.5	31.602	99.2		2:50.896		13	52.259	114.5	1:25.960	91.7	32.203	97.4			2:50.422	
6	53.551	114.9	1:26.986	107.0	31.498	98.0		2:52.035		14	51.755	113.6	2:04.782	83.6	34.587	80.7			3:31.124	
7	53.917	114.7	1:23.123	107.0	31.363	98.9		2:48.403		15	1:53.975	37.1	2:35.463	62.1	32.244	99.6			5:01.682	
8	54.077	113.0	1:27.875	106.4	31.088	98.9		2:53.040		16										

47 Bourne-Paul (GT2)									TVR Grantura Mk3											
lap	Sect-1	Speed	Sect-2	Speed	Sect-3	Speed	TopSpeed	laptime	pit	lap	Sect-1	Speed	Sect-2	Speed	Sect-3	Speed	Topspeed	laptime	pit	
1		119.2	1:19.941	113.4	29.896	103.4		2:43.483		9	49.937	116.9	1:18.999	113.6	29.785	102.1			2:38.721	
2	49.899	119.6	1:18.664	113.6	29.916	103.4		2:38.479		10	49.800	118.4	1:21.410	112.0	29.602	103.1			2:40.812	
3	49.894	117.9	1:18.690	112.0	30.391	103.2		2:38.975		11	50.066	117.7	1:21.676	111.5	29.938	102.3			2:41.680	
4	49.858	119.4	1:18.919	112.8	29.542	103.4		2:38.319		12	54.589	90.3	2:04.504	53.9					3:41.327	
5	50.388	119.0	1:18.941	113.0	29.768	102.3		2:39.097		13	Out	47.5	2:20.933	51.1	39.133	76.8			4:39.735	P
6	49.968	117.5	1:19.313	111.8	29.936	102.6		2:39.217		14	1:11.757	57.7	2:11.731	81.0	33.852	87.8			3:57.340	
7	49.637	118.4	1:18.885	112.4	29.916	102.1		2:38.438		15	57.628	93.6	1:34.294	86.0	34.270	93.6			3:06.192	
8	49.643	118.6	1:19.384	111.8	29.802	102.9		2:38.829		16	55.603	102.5	1:29.678	103.1	31.440	102.8			2:56.721	



Session Start: 11:16:19 - Finish: 12:03:08
Weather/Track Conditions: Cloud / Dry
Circuit: Silverstone Historic Grand Prix
Track Length: 5.857 Km - 3.6394 miles

Silverstone International Trophy - 21 - 22 May 2016

GT & Sports Car Cup

Race 7 - Sector Analysis


50 H Elstrop-C Elstrop (GT2)									TVR Grantura Mk 3								
lap	Sect-1	Speed	Sect-2	Speed	Sect-3	Speed	TopSpeed	laptime pit	lap	Sect-1	Speed	Sect-2	Speed	Sect-3	Speed	Topspeed	laptime pit
1		113.0	1:25.234	104.4	32.013	97.6		2:58.837	8	54.204	110.7	1:25.352	106.4	31.244	97.0		2:50.800
2	54.657	112.0	1:25.342	102.3	31.402	97.1		2:51.401	9	53.816	110.7	1:26.634	106.4				2:54.083
3	53.525	113.2	1:25.024	106.0	31.656	97.1		2:50.205	10	Out	109.7	1:26.713	108.4	31.091	93.3		3:47.192 P
4	53.778	108.9	1:26.384	103.2	31.328	97.7		2:51.490	11	54.942	108.9	1:49.429	47.2	40.011	82.8		3:24.382
5	53.956	110.9	1:25.373	104.9	31.110	97.6		2:50.439	12	1:22.553	41.6	2:22.551	50.5	38.981	87.1		4:24.085
6	53.824	112.6	1:25.827	107.9	31.133	97.7		2:50.784	13	1:13.717	63.0	2:04.060	102.0	31.347	97.3		3:49.124
7	54.690	113.7	1:24.660	105.8	31.356	97.4		2:50.706	14								

52 Barnes-Harris (GT3)									Austin Healey 3000								
lap	Sect-1	Speed	Sect-2	Speed	Sect-3	Speed	TopSpeed	laptime pit	lap	Sect-1	Speed	Sect-2	Speed	Sect-3	Speed	Topspeed	laptime pit
1		110.4	1:23.686	110.6	30.764	105.6		2:51.923	8	49.642	121.8	1:20.188	109.1	30.235	105.9		2:40.065
2	51.868	115.3	1:22.511	104.0	30.631	106.4		2:45.010	9	50.542	121.1	1:22.318	118.1	31.003	103.7		2:43.863
3	50.632	121.6	1:22.291	107.2	30.663	107.3		2:43.586	10	49.664	122.5	1:23.371	110.0	30.952	106.4		2:43.987
4	50.813	107.7	1:21.152	115.7	29.829	105.9		2:41.794	11	49.717	122.0	1:22.861	83.6				2:57.761
5	50.983	108.6	1:21.484	114.3	29.907	105.7		2:42.374	12	Out	112.6	1:26.880	108.6	30.115	107.3		4:04.890 P
6	50.505	121.1	1:20.849	109.1	30.294	106.8		2:41.648	13	53.009	78.9	1:59.599	46.0				3:44.611
7	49.455	122.2	1:20.423	108.9	30.792	106.2		2:40.670	14	Out	68.8	2:15.305	42.5	In			6:34.556 P

53 Welch-Corfield (GT3)									Austin Healey 3000								
lap	Sect-1	Speed	Sect-2	Speed	Sect-3	Speed	TopSpeed	laptime pit	lap	Sect-1	Speed	Sect-2	Speed	Sect-3	Speed	Topspeed	laptime pit
1		126.4	1:18.090	115.5	29.367	108.0		2:39.723	9	48.413	124.5	1:16.358	118.6	29.070	107.8		2:33.841
2	48.866	124.5	1:16.983	111.7	29.524	108.5		2:35.373	10	47.813	125.2	1:22.732	116.1	29.052	108.5		2:39.597
3	47.723	125.9	1:16.475	116.9	29.044	108.9		2:33.242	11	48.791	126.1	1:22.412	113.0	29.323	108.3		2:40.526
4	47.837	125.0	1:16.992	117.3	29.578	108.5		2:34.407	12	49.131	116.3	1:25.159	93.7				2:52.926
5	47.585	126.6	1:17.507	116.3	29.243	108.5		2:34.335	13	Out	105.8	1:31.067	91.3	32.495	93.0		3:53.421 P
6	47.591	128.6	1:17.880	118.8	28.762	110.0		2:34.233	14	56.193	98.1	1:33.532	88.8	32.617	92.1		3:02.342
7	48.442	126.1	1:17.198	115.5	29.212	108.5		2:34.852	15	56.060	81.2	2:17.231	79.6	34.949	77.3		3:48.240
8	47.718	125.4	1:16.691	118.1	29.423	108.3		2:33.832	16	1:51.595	42.4	2:36.260	65.8	32.307	99.3		5:00.162

55 P Bianchi-T Bianchi (GT3)									Austin Healey 3000								
lap	Sect-1	Speed	Sect-2	Speed	Sect-3	Speed	TopSpeed	laptime pit	lap	Sect-1	Speed	Sect-2	Speed	Sect-3	Speed	Topspeed	laptime pit
1		112.8	1:30.012	102.3	32.395	102.0		3:07.089	9	52.333	114.5	1:30.030	98.1				2:59.572
2	54.167	109.5	1:27.587	88.7	32.463	103.9		2:54.217	10	Out	112.8	1:28.495	76.3	32.880	93.3		3:54.039 P
3	53.280	107.7	1:25.910	101.2	31.817	104.2		2:51.007	11	54.471	105.2	1:33.982	64.6	40.782	77.1		3:09.235
4	53.583	109.8	1:26.012	98.4	31.812	103.7		2:51.407	12	1:22.204	38.7	2:22.164	54.2	39.808	72.8		4:24.176
5	52.340	111.5	1:24.560	101.8	31.636	104.2		2:48.536	13	1:12.717	46.5	2:07.198	94.7	31.304	98.6		3:51.219
6	53.530	113.6	1:26.523	103.6	31.942	104.1		2:51.995	14	53.649	117.7	1:25.281	76.9	33.151	99.2		2:52.081
7	53.883	111.5	1:25.397	108.6	31.201	104.6		2:50.481	15	51.663	113.0	1:51.284	40.5	32.932	103.1		3:15.879
8	52.349	113.9	1:24.471	103.4	31.650	103.6		2:48.470	16								

56 Smithies-Clarkson (GT3)									Austin Healey 3000								
lap	Sect-1	Speed	Sect-2	Speed	Sect-3	Speed	TopSpeed	laptime pit	lap	Sect-1	Speed	Sect-2	Speed	Sect-3	Speed	Topspeed	laptime pit
1		125.4	1:20.291	116.1	29.896	109.8		2:43.813	9	49.016	123.4	1:18.283	112.8	30.272	107.8		2:37.571
2	49.013	123.4	1:17.753	115.5	29.688	110.2		2:36.454	10	49.046	123.6	1:24.523	111.3	30.027	108.0		2:43.596
3	48.853	124.3	1:18.032	115.1	29.908	109.4		2:36.793	11	49.127	123.6	1:19.655	111.1	30.277	106.6		2:39.059
4	49.041	122.7	1:17.859	115.7	29.814	109.2		2:36.714	12	1:01.945	62.4	2:06.951	49.3				3:51.045
5	48.984	122.9	1:18.260	118.1	29.927	107.6		2:37.171	13	Out	101.7	2:10.784	48.2	38.825	67.7		4:42.910 P
6	49.015	122.9	1:18.258	116.1	30.036	110.7		2:37.309	14	1:11.437	53.2	2:13.488	62.1	44.426	49.5		4:09.351
7	49.044	124.0	1:19.057	108.8	30.410	108.7		2:38.511	15	1:52.758	36.6	2:35.914	81.3	32.255	104.7		5:00.927
8	48.819	122.7	1:19.866	113.7	30.002	108.3		2:38.687	16								



Session Start: 11:16:19 - Finish: 12:03:08
Weather/Track Conditions: Cloud / Dry
Circuit: Silverstone Historic Grand Prix
Track Length: 5.857 Km - 3.6394 miles

Silverstone International Trophy - 21 - 22 May 2016

GT & Sports Car Cup

Race 7 - Sector Analysis

57 R Knight-MKnight (GT3)									Austin Healey 3000										
lap	Sect-1	Speed	Sect-2	Speed	Sect-3	Speed	TopSpeed	laptime	pit	lap	Sect-1	Speed	Sect-2	Speed	Sect-3	Speed	Topspeed	laptime	pit
1		125.0	1:22.901	115.9	30.317	105.6		2:52.620		9	49.322	123.4	1:23.015	117.7	31.164	106.4		2:43.501	
2	52.413	122.9	1:24.685	115.9	30.141	102.4		2:47.239		10	49.999	124.0	1:22.924	114.1	30.184	105.2		2:43.107	
3	50.016	125.7	1:20.589	113.7	30.436	108.9		2:41.041		11	50.102	124.3	1:27.225	61.6				2:56.974	
4	50.546	120.3	1:20.263	116.1	29.966	107.1		2:40.775		12	Out	116.3	1:31.667	95.2	31.872	100.9		4:15.632	P
5	49.814	124.7	1:20.554	116.5	29.820	106.9		2:40.188		13	54.133	117.3	1:56.742	46.8	41.185	84.6		3:32.060	
6	49.629	124.7	1:20.172	113.4	29.536	109.2		2:39.337		14	1:06.550	51.9	2:24.313	48.8	38.065	88.9		4:08.928	
7	49.423	124.0	1:20.218	116.3	30.112	107.5		2:39.753		15	1:49.762	42.4	2:36.667	77.4	33.517	99.2		4:59.946	
8	50.182	123.6	1:20.019	117.7	29.904	107.1		2:40.105		16									

59 Worthington-Midgley (GT3)									Austin Healey 3000										
lap	Sect-1	Speed	Sect-2	Speed	Sect-3	Speed	TopSpeed	laptime	pit	lap	Sect-1	Speed	Sect-2	Speed	Sect-3	Speed	Topspeed	laptime	pit
1		113.9	1:24.665	102.9	32.454	98.0		2:59.086		9	51.314	119.4	1:26.923	100.9	31.139	107.1		2:49.376	
2	51.654	122.2	1:22.913	107.7	30.694	108.3		2:45.261		10	51.292	119.8	1:26.438	101.4	31.367	107.5		2:49.097	
3	50.692	113.4	1:25.887	98.5	31.147	108.0		2:47.726		11	51.071	120.3	1:28.381	92.8	31.688	106.8		2:51.140	
4	51.504	112.0	1:26.410	97.4	31.248	108.2		2:49.162		12	51.727	118.1	1:35.771	79.0				3:10.751	
5	51.562	120.7	1:24.639	98.0	31.114	108.5		2:47.315		13	Out	107.2	1:28.131	86.0	31.382	102.4		4:27.850	P
6	51.791	114.9	1:24.752	102.0	30.940	108.2		2:47.483		14	52.275	103.6	2:05.491	80.0	34.666	82.9		3:32.432	
7	51.177	119.2	1:24.905	102.6	31.567	106.2		2:47.649		15	1:52.870	35.5	2:36.035	61.0	32.987	100.3		5:01.892	
8	53.047	121.6	1:24.081	102.5	31.294	107.1		2:48.422		16									

61 Simon Orebi Gann (GT3)									Morgan Plus 4 SLR										
lap	Sect-1	Speed	Sect-2	Speed	Sect-3	Speed	TopSpeed	laptime	pit	lap	Sect-1	Speed	Sect-2	Speed	Sect-3	Speed	Topspeed	laptime	pit
1		125.0	1:24.888	110.0	31.336	106.6		2:51.657		9	49.703	123.4	1:21.696	117.1				2:44.891	
2	51.877	124.7	1:21.294	114.3	29.675	106.8		2:42.846		10	Out	122.9	1:21.488	116.5	29.493	105.2		4:08.373	P
3	49.631	125.2	1:20.346	118.1	29.400	106.2		2:39.377		11	50.306	97.1	1:24.939	109.3	30.637	103.6		2:45.882	
4	50.420	123.6	1:20.251	117.9	29.028	106.9		2:39.699		12	50.119	124.5	1:26.729	78.1	35.498	95.6		2:52.346	
5	49.363	124.5	1:23.832	118.4	29.310	106.6		2:42.505		13	1:03.265	78.6	1:59.065	51.0	38.576	77.8		3:40.906	
6	50.019	122.7	1:20.403	117.3	29.403	103.7		2:39.825		14	1:10.258	55.0	2:24.735	50.2	37.572	97.6		4:12.565	
7	49.307	124.5	1:21.041	105.2	30.623	106.2		2:40.971		15	1:49.595	38.7	2:36.030	79.6	31.021	106.2		4:56.646	
8	49.278	124.3	1:19.608	117.1	29.317	106.6		2:38.203		16									

63 Bentley-Spindlow (GT3)									Morgan Plus 4										
lap	Sect-1	Speed	Sect-2	Speed	Sect-3	Speed	TopSpeed	laptime	pit	lap	Sect-1	Speed	Sect-2	Speed	Sect-3	Speed	Topspeed	laptime	pit

64 Wykeham-Emberson (GT3)									Morgan Plus 4 SLR										
lap	Sect-1	Speed	Sect-2	Speed	Sect-3	Speed	TopSpeed	laptime	pit	lap	Sect-1	Speed	Sect-2	Speed	Sect-3	Speed	Topspeed	laptime	pit
1		118.4	1:22.442	110.0	29.747	102.4		2:46.147		2									

65 Hall-O'Shea (GT3)									Jaguar E-type										
lap	Sect-1	Speed	Sect-2	Speed	Sect-3	Speed	TopSpeed	laptime	pit	lap	Sect-1	Speed	Sect-2	Speed	Sect-3	Speed	Topspeed	laptime	pit
1		108.9	1:31.241	104.5	31.861	102.3		3:08.182		9	54.697	116.3	1:24.965	110.9	30.710	102.9		2:50.372	
2	53.370	115.9	1:25.758	104.5	32.346	101.6		2:51.474		10	51.745	119.6	1:27.724	109.8				2:54.879	
3	52.146	113.0	1:25.491	107.0	31.484	103.2		2:49.121		11	Out	102.5	1:47.191	52.0	42.273	77.8		4:21.075	P
4	52.922	110.0	1:25.021	106.2	31.756	101.8		2:49.699		12	1:20.979	42.7	2:22.435	52.6	40.163	75.2		4:23.577	
5	51.986	119.8	1:25.442	108.6	31.123	102.6		2:48.551		13	1:12.449	54.4	2:06.911	105.2	32.342	97.6		3:51.702	
6	52.273	117.9	1:25.574	112.4	33.353	103.1		2:51.200		14	52.496	119.6	1:25.672	95.7	31.857	102.0		2:50.025	
7	52.947	118.6	1:23.402	112.8	31.208	102.8		2:47.557		15	52.062	116.7	1:51.943	45.7	33.712	101.5		3:17.717	
8	53.127	118.1	1:27.412	108.8	31.445	102.4		2:51.984		16									

66 T Wood-N Wood (GT3)									Jaguar E-type										
lap	Sect-1	Speed	Sect-2	Speed	Sect-3	Speed	TopSpeed	laptime	pit	lap	Sect-1	Speed	Sect-2	Speed	Sect-3	Speed	Topspeed	laptime	pit
1		123.8	1:21.900	107.7	30.871	106.1		2:52.217		9	Out	96.7	1:43.799	87.5	35.874	89.6		5:05.524	P
2	51.502	122.7	1:21.328	106.2	30.894	102.8		2:43.724		10	59.032	99.4	1:41.051	69.3	35.754	92.2		3:15.837	
3	50.937	113.6	1:20.377	112.8	29.845	107.5		2:41.159		11	58.573	102.6	1:40.430	94.1	35.083	90.5		3:14.086	
4	49.666	128.1	1:18.906	119.0	29.307	109.2		2:37.879		12	1:15.955	36.9	2:22.845	56.1	39.398	77.6		4:18.198	
5	48.638	125.9	1:26.201	112.4	29.749	107.8		2:44.588		13	1:11.961	47.1	2:10.575	82.6	34.871	88.9		3:57.407	
6	50.081	130.6	1:19.537	114.1	29.504	109.6		2:39.122		14	57.638	103.4	1:34.937	91.9	52.719	84.0		3:25.294	
7	48.771	130.8	1:18.710	118.1	29.812	108.3		2:37.293		15	1:00.582	96.6	1:39.567	91.2	34.660	92.0		3:14.809	
8	48.848	131.1	1:18.089	112.2				2:42.750		16									



Session Start: 11:16:19 - Finish: 12:03:08
Weather/Track Conditions: Cloud / Dry
Circuit: Silverstone Historic Grand Prix
Track Length: 5.857 Km - 3.6394 miles

Silverstone International Trophy - 21 - 22 May 2016

GT & Sports Car Cup

Race 7 - Sector Analysis

68 Marc Gordon (GT3)									Jaguar XK150											
lap	Sect-1	Speed	Sect-2	Speed	Sect-3	Speed	TopSpeed	laptime	pit	lap	Sect-1	Speed	Sect-2	Speed	Sect-3	Speed	Topspeed	laptime	pit	
1		113.6	1:28.711	103.6	32.321	<u>99.2</u>		3:06.636		9	53.180	114.9	1:27.224	<u>108.6</u>	31.833	98.3			2:52.237	
2	53.424	112.0	1:25.687	93.5	32.507	<u>99.2</u>		2:51.618		10	53.389	116.1	1:26.638	102.8					2:55.120	
3	53.113	108.6	1:25.165	103.2	31.862	98.9		2:50.140		11	Out	105.5	1:36.752	87.0	33.698	93.3			4:28.844	P
4	53.886	111.1	1:26.187	104.4	32.045	99.0		2:52.118		12	1:15.696	34.8	2:22.729	54.6	39.328	77.1			4:17.753	
5	52.647	116.1	1:23.777	107.9	31.936	98.9		<u>2:48.360</u>		13	1:12.111	44.1	2:10.628	85.1	34.717	87.6			3:57.456	
6	53.003	<u>116.5</u>	1:25.408	106.9	33.289	<u>99.2</u>		2:51.700		14	58.075	110.2	1:34.599	88.5	33.611	99.0			3:06.285	
7	53.503	116.1	1:24.199	106.2	31.804	97.7		2:49.506		15	54.075	112.8	1:28.295	73.8	33.427	79.3			2:55.797	
8	52.965	115.7	1:24.079	106.2	<u>31.696</u>	98.7		2:48.740		16										

69 Drabble-Drabble (GT3)									Reliant Sabre Six											
lap	Sect-1	Speed	Sect-2	Speed	Sect-3	Speed	TopSpeed	laptime	pit	lap	Sect-1	Speed	Sect-2	Speed	Sect-3	Speed	Topspeed	laptime	pit	
1										1										


75 Voyazides-Wolfe (GT4)									AC Cobra 289											
lap	Sect-1	Speed	Sect-2	Speed	Sect-3	Speed	TopSpeed	laptime	pit	lap	Sect-1	Speed	Sect-2	Speed	Sect-3	Speed	Topspeed	laptime	pit	
1		140.4	1:14.655	115.9	28.151	<u>120.9</u>		2:30.561		9	46.239	141.9	1:13.776	122.5	28.178	116.8			2:28.193	
2	45.811	139.8	1:13.565	119.0	28.807	116.6		2:28.183		10	45.488	<u>144.9</u>	1:16.206	122.2	27.693	120.7			2:29.387	
3	45.692	137.0	1:14.032	<u>125.4</u>	<u>27.660</u>	<u>120.9</u>		2:27.384		11	45.248	135.0	1:17.312	120.3	28.493	115.2			2:31.053	
4	45.285	138.9	1:13.935	121.6	27.862	119.4		<u>2:27.082</u>		12	47.149	136.1	1:17.124	105.4	31.576	95.7			2:35.849	
5	45.378	129.3	1:14.662	123.8	28.047	119.1		2:28.087		13	51.859	112.2	1:40.213	55.5					3:12.782	
6	<u>45.225</u>	142.2	1:14.864	122.2	27.902	120.0		2:27.991		14	Out	64.7	2:20.395	52.6	38.819	74.1			4:33.784	P
7	45.326	141.3	1:14.500	121.4	29.291	116.0		2:29.117		15	1:12.164	52.8	2:13.261	65.9	44.021	47.9			4:09.446	
8	46.922	138.4	1:13.721	119.2	27.957	120.0		2:28.600		16	1:53.035	38.4	2:35.826	75.2	32.515	112.4			5:01.376	

79 Stippler-Von Oeynhausen (GT4)									Jaguar E-type											
lap	Sect-1	Speed	Sect-2	Speed	Sect-3	Speed	TopSpeed	laptime	pit	lap	Sect-1	Speed	Sect-2	Speed	Sect-3	Speed	Topspeed	laptime	pit	
1		<u>135.3</u>	1:14.185	123.4	27.836	114.0		2:29.747		9	46.135	133.7	1:13.551	121.8	28.792	113.8			2:28.478	
2	45.919	132.4	1:13.630	125.9	29.174	114.0		2:28.723		10	<u>45.491</u>	134.5	1:16.019	<u>128.1</u>	<u>27.636</u>	114.4			2:29.146	
3	45.588	133.4	1:13.250	126.6	27.967	114.0		2:26.805		11	45.858	133.9	1:16.835	123.4					2:34.119	
4	45.621	132.9	1:13.598	125.0	28.094	113.4		2:27.313		12	Out	129.3	1:19.570	88.8	32.727	88.4			3:29.178	P
5	45.740	134.2	1:13.417	126.6	28.056	113.4		2:27.213		13	58.662	88.8	1:42.797	79.1	35.913	84.5			3:17.372	
6	45.767	133.9	1:13.570	127.3	27.692	114.4		2:27.029		14	1:03.800	86.6	1:58.590	51.4	39.344	74.5			3:41.734	
7	45.779	133.4	1:15.747	120.5	29.759	114.2		2:31.285		15	1:10.139	52.0	2:24.680	50.6	36.793	79.8			4:11.612	
8	46.731	134.5	1:13.415	124.3	27.945	114.8		2:28.091		16	1:49.860	37.7	2:35.023	84.7	31.391	111.8			4:56.274	

80 Davies-Young (GT4)									Chevrolet Corvette Stingray											
lap	Sect-1	Speed	Sect-2	Speed	Sect-3	Speed	TopSpeed	laptime	pit	lap	Sect-1	Speed	Sect-2	Speed	Sect-3	Speed	Topspeed	laptime	pit	
1										1										

82 Clark-McCaig (GT4)									Jaguar E-type											
lap	Sect-1	Speed	Sect-2	Speed	Sect-3	Speed	TopSpeed	laptime	pit	lap	Sect-1	Speed	Sect-2	Speed	Sect-3	Speed	Topspeed	laptime	pit	
1		133.7	1:18.346	114.9	29.292	112.4		2:39.273		9	47.542	<u>134.8</u>	1:16.274	115.1	28.463	114.0			2:32.279	
2	47.768	131.8	1:17.359	108.6	29.332	112.8		2:34.459		10	<u>47.108</u>	129.3	1:24.197	113.6	29.067	106.8			2:40.372	
3	47.818	133.2	1:17.200	116.1	28.870	112.8		2:33.888		11	48.305	125.2	1:22.716	115.1	28.599	113.2			2:39.620	
4	47.277	133.7	1:16.949	117.7	28.662	114.6		2:32.888		12	48.232	88.1	1:26.151	96.3					2:50.014	
5	48.303	122.0	1:17.939	117.1	28.509	<u>115.4</u>		2:34.751		13	Out	131.6	1:27.037	102.9	29.115	107.8			3:35.691	P
6	48.089	133.2	1:18.102	<u>119.8</u>	29.110	115.2		2:35.301		14	51.008	96.6	1:32.847	67.5	39.792	79.5			3:03.647	
7	47.680	127.1	1:17.568	115.3	<u>28.413</u>	<u>115.4</u>		2:33.661		15	1:05.178	60.5	2:25.882	70.5	36.624	75.1			4:07.684	
8	47.644	131.6	1:17.908	114.7	28.537	112.4		2:34.089		16	1:51.034	40.6	2:36.708	69.0	31.907	101.3			4:59.649	

84 Read Gomm (GT4)									Jaguar E-type											
lap	Sect-1	Speed	Sect-2	Speed	Sect-3	Speed	TopSpeed	laptime	pit	lap	Sect-1	Speed	Sect-2	Speed	Sect-3	Speed	Topspeed	laptime	pit	
1		126.6	1:21.928	111.8	29.709	109.8		2:44.298		9	48.376	<u>134.2</u>	1:18.177	124.5	29.489	108.7			2:36.042	
2	49.377	115.9	1:18.824	105.8	29.829	109.1		2:38.030		10	49.809	130.6	1:23.730	113.6	30.438	104.9			2:43.977	
3	49.469	118.1	1:18.913	117.3	29.675	107.8		2:38.057		11	49.587	131.3	1:21.723	112.4	30.078	104.4			2:41.388	
4	49.253	131.1	1:18.336	124.0	29.324	107.3		2:36.913		12	56.665	124.3	1:23.753	110.4					2:57.336	
5	48.675	133.7	1:17.843	122.0	<u>29.206</u>	<u>110.2</u>		2:35.724		13	Out	36.1	2:22.177	50.2	38.866	78.1			5:36.541	P
6	<u>48.331</u>	132.6	1:17.063	<u>125.0</u>	29.282	108.2		<u>2:34.676</u>		14	1:11.835	51.0	2:11.634	84.4	34.237	87.6			3:57.706	
7	48.791	132.9	1:17.819	119.2	29.782	109.4		2:36.392		15	57.589	92.4	1:34.362	80.0	34.388	92.5			3:06.339	
8	48.886	128.1	1:18.179	121.8	29.730	108.2		2:36.795		16	55.420	101.8	1:28.569	105.7	31.177	105.7			2:55.166	



Session Start: 11:16:19 - Finish: 12:03:08
 Weather/Track Conditions: Cloud / Dry
 Circuit: Silverstone Historic Grand Prix
 Track Length: 5.857 Km - 3.6394 miles

Silverstone International Trophy - 21 - 22 May 2016

GT & Sports Car Cup

Race 7 - Sector Analysis

86 Hunt-Blakeney-Edwards (GT4)									Jaguar E-type										
lap	Sect-1	Speed	Sect-2	Speed	Sect-3	Speed	TopSpeed	laptime	pit	lap	Sect-1	Speed	Sect-2	Speed	Sect-3	Speed	Topspeed	laptime	pit
1		132.1	1:18.427	119.4	29.420	112.4		2:39.749		9	48.721	128.6	1:16.324	118.8	28.777	113.6		2:33.822	
2	47.771	125.7	1:18.085	106.9	30.073	113.4		2:35.929		10	47.593	129.8	1:22.517	115.1	29.212	112.4		2:39.322	
3	47.756	130.6	1:16.721	118.1	28.707	113.4		2:33.184		11	48.799	132.6	1:23.980	118.8	29.643	112.8		2:42.422	
4	47.466	128.1	1:16.721	121.6	28.711	113.4		2:32.898		12	50.383	105.2	1:34.782	87.2				3:03.161	
5	47.991	128.3	1:17.327	116.1	28.817	113.4		2:34.135		13	Out	119.8	1:26.857	91.7	32.427	90.3		3:40.602	P
6	48.215	131.6	1:18.526	100.6	28.880	114.2		2:35.621		14	56.082	95.3	1:33.526	86.4	32.849	88.5		3:02.457	
7	49.052	129.1	1:17.964	116.9	29.085	112.4		2:36.101		15	56.056	81.2	2:17.163	79.2	34.921	81.6		3:48.140	
8	47.599	132.9	1:16.744	114.3	29.479	112.2		2:33.822		16	1:52.724	39.4	2:35.726	64.4	31.210	102.4		4:59.660	


89 Nolte-Stipler (GT4)									Jaguar E-type										
lap	Sect-1	Speed	Sect-2	Speed	Sect-3	Speed	TopSpeed	laptime	pit	lap	Sect-1	Speed	Sect-2	Speed	Sect-3	Speed	Topspeed	laptime	pit
1		120.9	1:27.079	112.0	30.726	103.7		2:49.689		9	50.605	128.8	1:26.391	113.9	31.025	106.8		2:48.021	
2	54.285	111.1	1:25.392	114.1	30.341	105.6		2:50.018		10	52.253	121.4	1:29.737	98.3				3:04.568	
3	52.191	126.1	1:24.600	117.7	30.923	103.2		2:47.714		11	Out	110.2	1:48.180	48.3	41.890	89.2		4:53.664	P
4	51.508	114.9	1:24.932	117.1	30.085	107.8		2:46.525		12	1:21.383	43.1	2:22.089	51.9	40.688	78.2		4:24.160	
5	51.007	121.8	1:23.122	121.1	29.906	108.3		2:44.035		13	1:12.381	57.8	2:04.247	103.7	31.503	102.8		3:48.131	
6	52.370	126.4	1:23.877	118.8	30.399	106.6		2:46.646		14	52.772	106.0	1:26.742	101.5	31.865	98.2		2:51.379	
7	52.458	118.4	1:23.616	118.8	29.833	110.3		2:45.907		15	53.601	115.9	1:52.800	44.9	32.984	106.1		3:19.385	
8	50.393	125.0	1:24.501	119.4	31.110	112.0		2:46.004		16									

90 J Pearson-G Pearson (GT4)									Jaguar E-type										
lap	Sect-1	Speed	Sect-2	Speed	Sect-3	Speed	TopSpeed	laptime	pit	lap	Sect-1	Speed	Sect-2	Speed	Sect-3	Speed	Topspeed	laptime	pit
1		139.8	1:14.795	119.6	28.590	117.4		2:30.192		5	Out	136.4	1:17.216	112.4	29.843	115.6		3:56.192	P
2	47.150	138.7	1:14.513	122.0	28.694	115.8		2:30.357		6	48.084	137.2	1:15.263	121.8	28.996	116.2		2:32.343	
3	45.965	139.2	1:14.716	122.2	28.348	116.8		2:29.029		7	46.128	138.9	1:16.539	111.8				2:36.756	
4	46.400	138.4	1:14.995	124.7				2:35.413		8									

91 Thomas-Lockie (GT4)									Jaguar E-type										
lap	Sect-1	Speed	Sect-2	Speed	Sect-3	Speed	TopSpeed	laptime	pit	lap	Sect-1	Speed	Sect-2	Speed	Sect-3	Speed	Topspeed	laptime	pit
1		142.2	1:12.807	126.9	27.176	120.2		2:25.537		9	46.857	141.0	1:13.600	130.6	27.615	118.9		2:28.072	
2	44.863	138.9	1:13.300	120.9	27.393	120.0		2:25.556		10	44.838	143.7	1:13.978	124.0	27.948	118.9		2:26.764	
3	45.237	136.1	1:13.156	128.3	27.205	120.0		2:25.598		11	45.282	143.4	1:18.051	124.7	27.480	121.1		2:30.813	
4	44.939	140.4	1:13.496	127.3	27.091	120.9		2:25.526		12	45.162	130.1	1:17.716	123.6	29.378	85.0		2:32.256	
5	45.894	112.6	1:16.010	126.1	27.347	120.2		2:29.251		13	56.127	96.7	1:50.956	51.8				3:30.528	
6	45.161	132.9	1:13.481	130.1	26.934	121.6		2:25.576		14	Out	100.8	2:11.171	55.9	38.080	67.0		4:37.696	P
7	45.495	139.2	1:17.535	117.1	27.588	121.3		2:30.618		15	1:11.889	54.2	2:13.513	67.0	44.426	50.3		4:09.828	
8	45.331	142.8	1:13.775	128.8	27.153	121.8		2:26.259		16	1:53.084	37.6	2:35.044	82.6	32.099	108.9		5:00.227	

92 Neil Merry (GT4)									Sunbeam Tiger										
lap	Sect-1	Speed	Sect-2	Speed	Sect-3	Speed	TopSpeed	laptime	pit	lap	Sect-1	Speed	Sect-2	Speed	Sect-3	Speed	Topspeed	laptime	pit
1		119.6	1:24.863	108.9	30.090	108.5		2:53.821		9				107.2	30.788	106.2		2:43.959	
2				108.6	30.300	105.9		2:46.794		10				107.7	31.358	103.4		2:45.517	
3				108.8	29.654	108.5		2:40.991		11				91.9				2:59.006	
4				110.4	29.495	109.6		2:41.764		12	Out		In	89.8	33.087	95.2		4:26.333	P
5	49.472	125.2	1:22.690	108.4	29.612	110.5		2:41.774		13	56.539	102.0	1:37.500	65.2	39.546	87.2		3:13.585	
6				108.9	29.786	109.8		2:41.588		14				53.4	37.911	85.2		4:08.789	
7				110.4	29.849	110.0		2:41.494		15				78.0	33.829	98.9		5:00.564	
8				115.5	29.743	109.1		2:39.269		16									

94 Williams-Wilson (GT4)									Jaguar E-type										
lap	Sect-1	Speed	Sect-2	Speed	Sect-3	Speed	TopSpeed	laptime	pit	lap	Sect-1	Speed	Sect-2	Speed	Sect-3	Speed	Topspeed	laptime	pit
1		129.8	1:24.042	104.5	31.729	104.2		2:52.169		6	49.258	129.8	1:18.388	117.9	29.116	109.8		2:36.762	
2	52.132	120.9	1:21.605	108.6	30.543	106.1		2:44.280		7	49.835	130.1	1:18.657	115.9	29.023	110.0		2:37.515	
3	50.812	119.0	1:22.087	111.8	29.531	108.2		2:42.430		8	48.679	129.8	1:17.921	120.1	28.931	108.2		2:35.531	
4	49.299	130.1	1:18.639	116.7	29.127	109.8		2:37.065		9	50.090	131.1	1:19.994	120.5	28.865	110.0		2:38.949	
5	49.820	130.1	1:22.195	117.7	29.025	110.0		2:41.040		10									



Session Start: 11:16:19 - Finish: 12:03:08
Weather/Track Conditions: Cloud / Dry
Circuit: Silverstone Historic Grand Prix
Track Length: 5.857 Km - 3.6394 miles

Silverstone International Trophy - 21 - 22 May 2016


GT & Sports Car Cup

Race 7 - Sector Analysis

96 Philippe Lambilliotte (GT4)									Lotus Elan								
lap	Sect-1	Speed	Sect-2	Speed	Sect-3	Speed	TopSpeed	laptime pit	lap	Sect-1	Speed	Sect-2	Speed	Sect-3	Speed	Topspeed	laptime pit
1		111.1	1:25.751	105.0	31.342	101.0		2:59.561	9	51.360	112.6	1:23.914	109.5				2:50.262
2	54.682	109.1	1:26.731	99.4	30.913	103.1		2:52.326	10	Out	110.7	1:25.499	94.0	32.686	100.1		4:32.553 P
3	53.819	95.1	1:24.072	100.6	31.236	98.6		2:49.127	11	51.852	110.9	1:40.082	51.6	42.174	69.7		3:14.108
4	53.283	103.2	1:25.916	106.9	30.257	103.4		2:49.456	12	1:21.065	43.7	2:22.474	52.3	40.656	71.3		4:24.195
5	51.877	114.5	1:21.956	109.8	30.360	100.4		2:44.193	13	1:12.042	49.9	2:06.978	92.9	31.689	95.2		3:50.709
6	52.105	112.2	1:23.193	112.2	29.899	103.6		2:45.197	14	53.118	111.8	1:25.967	74.3	32.130	102.4		2:51.215
7	51.107	113.0	1:22.227	108.9	30.223	103.7		2:43.557	15	52.453	110.6	1:51.375	39.5	33.236	104.2		3:17.064
8	52.671	115.3	1:21.717	108.4	30.380	102.1		2:44.768	16								

98 Nick Sleep (GT4)									Shelby Mustang GT50								
lap	Sect-1	Speed	Sect-2	Speed	Sect-3	Speed	TopSpeed	laptime pit	lap	Sect-1	Speed	Sect-2	Speed	Sect-3	Speed	Topspeed	laptime pit
1		125.9	1:19.292	113.9	29.520	107.6		2:41.039	9	48.880	122.7	1:18.820	111.5	29.359	110.7		2:37.059
2	48.910	124.7	1:18.843	115.5	29.128	112.6		2:36.881	10	48.329	127.6	1:20.695	113.9	29.787	104.4		2:38.811
3	48.588	129.6	1:17.952	111.3	29.210	111.5		2:35.750	11	48.894	127.6	1:21.375	114.7	29.051	112.4		2:39.320
4	48.165	130.1	1:18.302	112.4	29.218	114.2		2:35.685	12	48.770	126.6	1:26.241	82.6				2:57.505
5	48.270	126.6	1:18.652	112.2	29.591	110.3		2:36.513	13	Out	36.8	2:21.983	53.2	39.245	82.9		5:47.639 P
6	48.476	129.6	1:18.030	112.6	29.014	111.8		2:35.520	14	1:11.832	54.6	2:11.805	84.3	34.658	87.2		3:58.295
7	48.082	127.6	1:18.315	113.7	29.832	107.5		2:36.229	15	57.246	97.1	1:34.454	84.2	34.533	93.4		3:06.233
8	49.128	129.1	1:18.552	116.7	29.302	111.7		2:36.982	16	55.318	100.2	1:28.738	100.8	31.098	109.2		2:55.154

100 Scholey-Finburgh (GT4)									Jaguar XK150								
lap	Sect-1	Speed	Sect-2	Speed	Sect-3	Speed	TopSpeed	laptime pit	lap	Sect-1	Speed	Sect-2	Speed	Sect-3	Speed	Topspeed	laptime pit
1		107.5	1:26.336	101.8	32.248	98.3		2:58.605	9	54.189	109.5	1:28.017	104.5	31.677	98.2		2:53.883
2	55.267	109.5	1:28.040	93.9	32.343	98.6		2:55.650	10	53.304	111.5	1:29.351	107.2	32.160	98.0		2:54.815
3	53.510	112.4	1:23.612	103.4	31.472	99.0		2:48.594	11	54.426	109.7	1:30.463	79.2				3:06.414
4	53.417	108.9	1:26.521	104.9	31.313	98.7		2:51.251	12	Out	94.4	1:30.252	107.5	30.655	99.6		4:03.657 P
5	52.975	113.4	1:24.362	99.7	31.541	99.3		2:48.878	13	52.150	107.4	1:27.995	88.8	31.972	100.7		2:52.117
6	53.369	105.2	1:26.099	105.7	31.234	99.8		2:50.702	14	52.047	111.1	2:03.867	77.6	35.035	87.5		3:30.949
7	53.730	115.1	1:22.497	106.7	31.472	98.6		2:47.699	15	1:52.199	39.7	2:36.385	61.2	32.501	99.9		5:01.085
8	53.324	109.1	1:23.784	103.2	31.626	97.9		2:48.734	16								



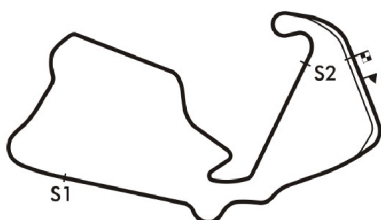
Session Start: 11:16:19 - Finish: 12:03:08
Weather/Track Conditions: Cloud / Dry
Circuit: Silverstone Historic Grand Prix
Track Length: 5.857 Km - 3.6394 miles

Silverstone International Trophy - 21 - 22 May 2016

GT & Sports Car Cup

Race 7 - Best Sector Times

POS	NO	DRIVER/S	Sector 1			Sector 2			Sector 3			IDEAL LAP	BEST LAP	On
			TIME	LAP	POS	TIME	LAP	POS	TIME	LAP	POS			
1	75	Voyazides-Wolfe	45.225	6	3	1:13.565	2	4	27.660	3	5	2:26.450	2:27.082	4
2	91	Thomas-Lockie	44.838	10	1	1:12.807	1	1	26.934	6	1	2:24.579	2:25.526	4
3	18	Nuthall-Wood	45.161	9	2	1:12.830	2	2	27.445	3	3	2:25.436	2:25.780	2
4	79	Stippler-Von Oeynhausen	45.491	10	4	1:13.250	3	3	27.636	10	4	2:26.377	2:26.805	3
5	82	Clark-McCaig	47.108	10	7	1:16.274	9	7	28.413	7	7	2:31.795	2:32.279	9
6	86	Hunt-Blakeney-Edwards	47.466	4	8	1:16.324	9	8	28.707	3	9	2:32.497	2:32.898	4
7	53	Welch-Corfield	47.585	5	9	1:16.358	9	9	28.762	6	10	2:32.705	2:33.242	3
8	2	G Bryant-O Bryant	46.108	11	6	1:14.625	10	6	27.378	11	2	2:28.111	2:29.161	10
9	98	Nick Sleep	48.082	7	10	1:17.952	3	13	29.014	6	13	2:35.048	2:35.520	6
10	84	Read Gomm	48.331	6	11	1:17.063	6	10	29.206	5	15	2:34.600	2:34.676	6
11	4	Foster-Mogridge	49.256	3	18	1:19.386	8	19	29.515	6	19	2:38.157	2:39.001	2
12	47	Bourne-Paul	49.637	7	24	1:18.664	2	16	29.542	4	21	2:37.843	2:38.319	4
13	56	Smithies-Clarkson	48.819	8	15	1:17.753	2	11	29.688	2	23	2:36.260	2:36.454	2
14	44	Mahapatra-Stanley	48.409	9	12	1:18.800	5	17	28.996	6	12	2:36.205	2:37.382	5
15	61	Simon Orebi Gann	49.278	8	19	1:19.608	8	20	29.028	4	14	2:37.914	2:38.203	8
16	57	R Knight-M Knight	49.322	9	21	1:20.019	8	21	29.536	6	20	2:38.877	2:39.337	6
17	15	Cooke-Hancock	49.294	6	20	1:20.126	7	22	29.628	9	22	2:39.048	2:39.953	6
18	92	Neil Merry	49.472	5	23	1:22.690	5	30	29.495	4	18	2:41.657	2:39.269	8
19	100	Scholey-Finburgh	52.047	14	35	1:22.497	7	29	30.655	12	33	2:45.199	2:47.699	7
20	59	Worthington-Midgley	50.692	3	27	1:22.913	2	32	30.694	2	34	2:44.299	2:45.261	2
21	45	Paton-McEwen	51.755	14	32	1:23.123	7	35	30.757	4	36	2:45.635	2:48.403	7
22	5	Reid-Montgomery	52.319	13	38	1:22.983	7	33	30.152	9	29	2:45.454	2:47.182	7
23	12	Taylor-Tyzack	50.043	5	25	1:21.221	7	25	30.094	3	28	2:41.358	2:42.829	6
24	89	Nolte-Stippler	50.393	8	26	1:23.122	5	34	29.833	7	26	2:43.348	2:44.035	5
25	65	Hall-O'Shea	51.745	10	31	1:23.402	7	38	30.710	9	35	2:45.857	2:47.557	7
26	96	Phillippe Lambilliotte	51.107	7	29	1:21.717	8	26	29.899	6	27	2:42.723	2:43.557	7
27	35	King-Plant	51.834	10	33	1:22.176	5	27	30.632	4	32	2:44.642	2:45.726	5
28	55	P Bianchi-T Bianchi	51.663	15	30	1:24.471	8	40	31.201	7	40	2:47.335	2:48.470	8
29	68	Marc Gordon	52.647	5	39	1:23.777	5	39	31.696	8	42	2:48.120	2:48.360	5
30	26	E Bason-P Bason	51.932	9	34	1:23.125	8	36	30.583	5	31	2:45.640	2:45.898	5
31	66	T Wood-N Wood	48.638	5	13	1:18.089	8	15	29.307	4	16	2:36.034	2:37.293	7
32	52	Barnes-Harris	49.455	7	22	1:20.188	8	23	29.829	4	25	2:39.472	2:40.065	8
33	30	B Binfield-S Binfield	54.474	8	43	1:25.206	8	43	32.268	8	43	2:51.948	2:51.948	8
34	43	Blakeney-Edwards-Galliers Pratt	52.155	5	36	1:22.699	5	31	31.200	6	39	2:46.054	2:46.293	5
35	20	Kevin Kivlochan	55.848	10	45	1:28.763	7	44	32.766	4	45	2:57.377	2:58.036	7
36	34	B Phillips-O Phillips	55.363	7	44	1:30.288	6	45	32.391	4	44	2:58.042	2:58.405	7
37	23	Michael Birch	53.191	5	40	1:23.285	8	37	31.294	8	41	2:47.770	2:48.255	8
38	24	B Davison-J Davison	52.163	14	37	1:24.745	13	42	30.887	12	37	2:47.795	2:48.168	13
39	50	H Elstrop-C Elstrop	53.398	14	42	1:24.660	7	41	31.091	10	38	2:49.149	2:50.205	3
40	8	Yates-Twyman	58.973	1	46	1:33.455	1	46	33.264	11	46	3:05.692	3:17.174	2
41	33	Hans Huebner	48.936	8	17	1:18.847	8	18	29.458	9	17	2:37.241	2:37.446	8
42	94	Williams-Wilson	48.679	8	14	1:17.921	8	12	28.865	9	11	2:35.465	2:35.531	8
43	36	Bridges-Fielden	48.855	8	16	1:17.953	6	14	28.689	4	8	2:35.497	2:36.210	8
44	90	J Pearson-G Pearson	45.965	3	5	1:14.513	2	5	28.348	3	6	2:28.826	2:29.029	3



Session Start: 11:16:19 - Finish: 12:03:08
Weather/Track Conditions: Cloud / Dry
Circuit: Silverstone Historic Grand Prix
Track Length: 5.857 Km - 3.6394 miles

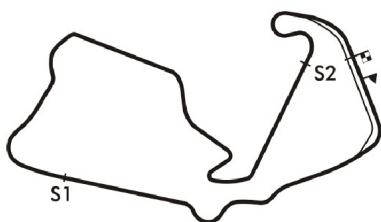


Silverstone International Trophy - 21 - 22 May 2016

GT & Sports Car Cup

Race 7 - Best Sector Times

POS	NO	DRIVER/S	Sector 1			Sector 2			Sector 3			IDEAL LAP	BEST LAP	On
			TIME	LAP	POS	TIME	LAP	POS	TIME	LAP	POS			
45	64	Wykeham-Emberson	53.200	1	41	1:22.442	1	28	29.747	1	24	2:45.389	2:46.147	1
46	14	Muller Wrede-Thomas												
47	28	Gareth Burnett												
48	63	Bentley-Spindlow												
49	69	Drabble-Drabble												
50	80	Davies-Young												
51	1	Brian Lambert	51.100	10	28	1:21.167	8	24	30.469	3	30	2:42.736	2:43.138	8



Session Start: 11:16:19 - Finish: 12:03:08
Weather/Track Conditions: Cloud / Dry
Circuit: Silverstone Historic Grand Prix
Track Length: 5.857 Km - 3.6394 miles

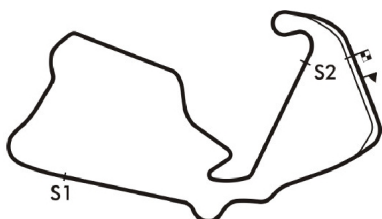


Silverstone International Trophy - 21 - 22 May 2016

GT & Sports Car Cup

Race 7 - Best Sector Speeds

	NO	SECTOR 1	MPH	NO	SECTOR 2	MPH	NO	SECTOR 3	MPH
1	75	Voyazides-Wolfe	144.9	91	Thomas-Lockie	130.6	91	Thomas-Lockie	121.8
2	91	Thomas-Lockie	143.7	79	Stippler-Von Oeynhausen	128.1	75	Voyazides-Wolfe	120.9
3	2	G Bryant-O Bryant	140.4	2	G Bryant-O Bryant	127.8	2	G Bryant-O Bryant	119.1
4	90	J Pearson-G Pearson	139.8	18	Nuthall-Wood	126.9	18	Nuthall-Wood	118.1
5	18	Nuthall-Wood	138.1	75	Voyazides-Wolfe	125.4	79	Stippler-Von Oeynhausen	117.4
6	79	Stippler-Von Oeynhausen	135.3	84	Read Gomm	125.0	90	J Pearson-G Pearson	117.4
7	82	Clark-McCaig	134.8	90	J Pearson-G Pearson	124.7	82	Clark-McCaig	115.4
8	84	Read Gomm	134.2	86	Hunt-Blakeney-Edwards	121.6	86	Hunt-Blakeney-Edwards	114.2
9	33	Hans Huebner	133.4	89	Nolte-Stippler	121.1	98	Nick Sleep	114.2
10	86	Hunt-Blakeney-Edwards	132.9	94	Williams-Wilson	120.5	12	Taylor-Tyzack	112.6
11	94	Williams-Wilson	131.6	33	Hans Huebner	120.3	89	Nolte-Stippler	112.0
12	66	T Wood-N Wood	131.1	82	Clark-McCaig	119.8	33	Hans Huebner	110.9
13	98	Nick Sleep	130.1	44	Mahapatra-Stanley	119.6	36	Bridges-Fielden	110.7
14	15	Cooke-Hancock	129.1	66	T Wood-N Wood	119.0	56	Smithies-Clarkson	110.7
15	36	Bridges-Fielden	129.1	53	Welch-Corfield	118.8	92	Neil Merry	110.5
16	89	Nolte-Stippler	128.8	15	Cooke-Hancock	118.6	84	Read Gomm	110.2
17	53	Welch-Corfield	128.6	61	Simon Orebi Gann	118.4	53	Welch-Corfield	110.0
18	4	Foster-Mogridge	127.6	52	Barnes-Harris	118.1	94	Williams-Wilson	110.0
19	44	Mahapatra-Stanley	125.9	56	Smithies-Clarkson	118.1	66	T Wood-N Wood	109.6
20	57	R Knight-M Knight	125.7	57	R Knight-M Knight	117.7	57	R Knight-M Knight	109.2
21	56	Smithies-Clarkson	125.4	36	Bridges-Fielden	117.1	15	Cooke-Hancock	108.7
22	61	Simon Orebi Gann	125.2	98	Nick Sleep	116.7	44	Mahapatra-Stanley	108.5
23	92	Neil Merry	125.2	4	Foster-Mogridge	115.7	59	Worthington-Midgley	108.5
24	12	Taylor-Tyzack	123.1	92	Neil Merry	115.5	4	Foster-Mogridge	108.2
25	52	Barnes-Harris	122.5	12	Taylor-Tyzack	113.6	52	Barnes-Harris	107.3
26	59	Worthington-Midgley	122.2	47	Bourne-Paul	113.6	61	Simon Orebi Gann	106.9
27	65	Hall-O'Shea	121.6	65	Hall-O'Shea	112.8	55	P Bianchi-T Bianchi	104.6
28	47	Bourne-Paul	119.6	96	Phillippe Lambillotte	112.2	96	Phillippe Lambillotte	104.2
29	96	Phillippe Lambillotte	119.2	64	Wykeham-Emberson	110.0	47	Bourne-Paul	103.4
30	64	Wykeham-Emberson	118.4	45	Paton-McEwen	109.8	65	Hall-O'Shea	103.2
31	55	P Bianchi-T Bianchi	117.7	55	P Bianchi-T Bianchi	108.6	64	Wykeham-Emberson	102.4
32	68	Marc Gordon	116.5	68	Marc Gordon	108.6	5	Reid-Montgomery	101.0
33	100	Scholey-Finburgh	115.7	50	H Elstrop-C Elstrop	108.4	100	Scholey-Finburgh	100.7
34	45	Paton-McEwen	115.5	59	Worthington-Midgley	107.7	35	King-Plant	100.1
35	5	Reid-Montgomery	114.1	100	Scholey-Finburgh	107.5	45	Paton-McEwen	99.8
36	8	Yates-Twyman	113.9	5	Reid-Montgomery	107.4	68	Marc Gordon	99.2
37	50	H Elstrop-C Elstrop	113.7	1	Brian Lambert	107.2	26	E Bason-P Bason	97.9
38	1	Brian Lambert	113.2	43	Blakeney-Edwards-Galliers	107.2	50	H Elstrop-C Elstrop	97.7
39	43	Blakeney-Edwards-Galliers	113.2	26	E Bason-P Bason	106.2	8	Yates-Twyman	97.3
40	35	King-Plant	111.7	35	King-Plant	105.8	43	Blakeney-Edwards-Galliers	97.3



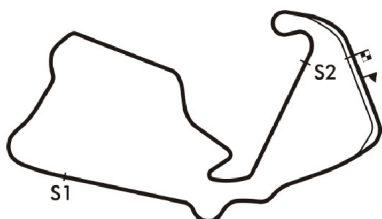
Session Start: 11:16:19 - Finish: 12:03:08
Weather/Track Conditions: Cloud / Dry
Circuit: Silverstone Historic Grand Prix
Track Length: 5.857 Km - 3.6394 miles

Silverstone International Trophy - 21 - 22 May 2016

GT & Sports Car Cup

Race 7 - Best Sector Speeds

41	26	E Bason-P Bason	111.5	24	B Davison-J Davison	104.2	1	Brian Lambert	97.0
42	24	B Davison-J Davison	110.6	34	B Phillips-O Phillips	101.1	24	B Davison-J Davison	94.5
43	34	B Phillips-O Phillips	106.7	23	Michael Birch	100.6	34	B Phillips-O Phillips	92.9
44	23	Michael Birch	106.0	30	B Binfield-S Binfield	98.8	23	Michael Birch	92.5
45	30	B Binfield-S Binfield	104.2	20	Kevin Kivlochan	97.1	20	Kevin Kivlochan	90.6
46	20	Kevin Kivlochan	102.6	8	Yates-Twyman	93.9	30	B Binfield-S Binfield	90.5
47	14	Muller Wrede-Thomas	0.0	14	Muller Wrede-Thomas	0.0	14	Muller Wrede-Thomas	0.0
48	28	Gareth Burnett	0.0	28	Gareth Burnett	0.0	28	Gareth Burnett	0.0
49	63	Bentley-Spindlow	0.0	63	Bentley-Spindlow	0.0	63	Bentley-Spindlow	0.0
50	69	Drabble-Drabble	0.0	69	Drabble-Drabble	0.0	69	Drabble-Drabble	0.0
51	80	Davies-Young	0.0	80	Davies-Young	0.0	80	Davies-Young	0.0



Session Start: 11:16:19 - Finish: 12:03:08
Weather/Track Conditions: Cloud / Dry
Circuit: Silverstone Historic Grand Prix
Track Length: 5.857 Km - 3.6394 miles

Silverstone International Trophy - 21 - 22 May 2016

GT & Sports Car Cup

Race 7 - Lap Chart

Lap 1			Lap 2			Lap 3			Lap 4			Lap 5			Lap 6		
NO	Behind	Laptime	NO	Behind	Laptime	NO	Behind	Laptime	NO	Behind	Laptime	NO	Behind	Laptime	NO	Behind	Laptime
91		2:25.537	91		2:25.556	91		2:25.598	91		2:25.526	91		2:29.251	91		2:25.576
18	1.600	2:27.137	18	1.824	2:25.780	18	2.153	2:25.927	18	2.617	2:25.990	18	0.853	2:27.487	18	1.560	2:26.283
79	4.210	2:29.747	79	7.377	2:28.723	79	8.584	2:26.805	79	10.371	2:27.313	20	1 LAP	2:58.623	79	9.786	2:27.029
90	4.655	2:30.192	75	7.651	2:28.183	75	9.437	2:27.384	75	10.993	2:27.082	79	8.333	2:27.213	75	12.244	2:27.991
75	5.024	2:30.561	90	9.456	2:30.357	90	12.887	2:29.029	90	22.774	2:35.413	35	1 LAP	2:47.112	30	1 LAP	2:56.745
2	8.278	2:33.815	2	16.407	2:33.685	2	26.049	2:35.240	2	37.588	2:37.065	75	9.829	2:28.087	35	1 LAP	2:45.726
82	13.736	2:39.273	82	22.639	2:34.459	82	30.929	2:33.888	82	38.291	2:32.888	34	1 LAP	3:02.444	20	1 LAP	2:58.823
53	14.186	2:39.723	53	24.003	2:35.373	53	31.647	2:33.242	86	39.543	2:32.898	24	1 LAP	3:08.300	34	1 LAP	2:59.753
86	14.212	2:39.749	86	24.585	2:35.929	86	32.171	2:33.184	53	40.528	2:34.407	2	42.915	2:34.578	2	52.609	2:35.270
98	15.502	2:41.039	98	26.827	2:36.881	98	36.979	2:35.750	98	47.138	2:35.685	82	43.791	2:34.751	82	53.516	2:35.301
47	17.946	2:43.483	56	29.174	2:36.454	56	40.369	2:36.793	56	51.557	2:36.714	86	44.427	2:34.135	53	54.269	2:34.233
56	18.276	2:43.813	47	30.869	2:38.479	84	43.694	2:38.057	84	55.081	2:36.913	53	45.612	2:34.335	86	54.472	2:35.621
84	18.761	2:44.298	84	31.235	2:38.030	47	44.246	2:38.975	8	3 LAPS	10:38.276	98	54.400	2:36.513	98	1:04.344	2:35.520
64	20.610	2:46.147	4	34.181	2:39.001	4	48.298	2:39.715	47	57.039	2:38.319	56	59.477	2:37.171	84	1:10.654	2:34.676
4	20.736	2:46.273	33	38.808	2:39.392	33	53.116	2:39.906	4	1:02.849	2:40.077	84	1:01.554	2:35.724	56	1:11.210	2:37.309
89	24.152	2:49.689	36	42.295	2:43.268	36	56.134	2:39.437	33	1:08.082	2:40.492	47	1:06.885	2:39.097	24	1 LAP	3:10.963
15	24.320	2:49.857	61	43.410	2:42.846	61	57.189	2:39.377	36	1:09.836	2:39.228	4	1:15.390	2:41.792	47	1:20.526	2:39.217
36	24.583	2:50.120	15	44.578	2:45.814	66	1:00.409	2:41.159	61	1:11.362	2:39.699	33	1:18.314	2:39.483	4	1:29.947	2:40.133
33	24.972	2:50.509	66	44.848	2:43.724	94	1:02.188	2:42.430	66	1:12.762	2:37.879	61	1:24.616	2:42.505	33	1:32.112	2:39.374
61	26.120	2:51.657	94	45.356	2:44.280	15	1:03.381	2:44.401	94	1:13.727	2:37.065	94	1:25.516	2:41.040	94	1:36.702	2:36.762
52	26.386	2:51.923	52	45.840	2:45.010	52	1:03.828	2:43.586	15	1:19.262	2:41.407	66	1:28.099	2:44.588	61	1:38.865	2:39.825
94	26.632	2:52.169	89	48.614	2:50.018	57	1:04.209	2:41.041	57	1:19.458	2:40.775	36	1:28.266	2:47.681	36	1:39.123	2:36.433
66	26.680	2:52.217	57	48.766	2:47.239	92	1:04.915	2:40.991	52	1:20.096	2:41.794	57	1:30.395	2:40.188	66	1:41.645	2:39.122
57	27.083	2:52.620	92	49.522	2:46.794	1	1:10.079	2:44.143	92	1:21.153	2:41.764	15	1:31.929	2:41.918	57	1:44.156	2:39.337
92	28.284	2:53.821	1	51.534	2:47.511	89	1:10.730	2:47.714	44	1:26.380	2:39.583	52	1:33.219	2:42.374	15	1:46.306	2:39.953
1	29.579	2:55.116	59	53.254	2:45.261	44	1:12.323	2:41.515	1	1:28.955	2:44.402	92	1:33.676	2:41.774	44	1:48.116	2:39.181
100	33.068	2:58.605	44	56.406	2:44.950	59	1:15.382	2:47.726	89	1:31.729	2:46.525	44	1:34.511	2:37.382	52	1:49.291	2:41.648
50	33.300	2:58.837	50	59.145	2:51.401	12	1:16.692	2:43.034	12	1:36.787	2:45.621	1	1:43.019	2:43.315	92	1:49.688	2:41.588
59	33.549	2:59.086	12	59.256	2:48.742	50	1:23.752	2:50.205	59	1:39.018	2:49.162	8	3 LAPS	3:17.174	90	1:56.482	2:32.343
96	34.024	2:59.561	43	1:00.557	2:49.647	43	1:24.294	2:49.335	43	1:46.420	2:47.652	89	1:46.513	2:44.035	1	2:02.325	2:44.882
12	36.070	3:01.607	96	1:00.794	2:52.326	96	1:24.323	2:49.127	96	1:48.253	2:49.456	90	1:49.715	3:56.192	89	2:07.583	2:46.646
43	36.466	3:02.003	100	1:03.162	2:55.650	100	1:26.158	2:48.594	50	1:49.716	2:51.490	12	1:50.591	2:43.055	12	2:07.844	2:42.829
44	37.012	3:02.549	5	1:03.488	2:50.991	45	1:26.655	2:48.437	45	1:50.601	2:49.472	59	1:57.082	2:47.315	59	2:18.989	2:47.483
5	38.053	3:03.590	45	1:03.816	2:51.094	5	1:28.687	2:50.797	100	1:51.883	2:51.251	96	2:03.195	2:44.193	96	2:22.816	2:45.197
45	38.278	3:03.815	23	1:05.412	2:50.954	23	1:31.008	2:51.194	5	1:51.951	2:48.790	43	2:03.462	2:46.293	43	2:25.599	2:47.713
23	40.014	3:05.551	68	1:07.161	2:51.618	68	1:31.703	2:50.140	23	1:54.743	2:49.261	50	2:10.904	2:50.439			
68	41.099	3:06.636	65	1:08.563	2:51.474	65	1:32.086	2:49.121	65	1:56.259	2:49.699	100	2:11.510	2:48.878			
55	41.552	3:07.089	26	1:09.341	2:51.451	26	1:32.760	2:49.017	26	1:57.574	2:50.340	45	2:12.246	2:50.896			
65	42.645	3:08.182	55	1:10.213	2:54.217	55	1:35.622	2:51.007	68	1:58.295	2:52.118	5	2:12.590	2:49.890			
26	43.446	3:08.983	30	1:16.838	2:56.724	30	1:47.158	2:55.918	55	2:01.503	2:51.407	23	2:13.814	2:48.322			
30	45.670	3:11.207	20	1:28.475	3:01.899	20	2:03.429	3:00.552	30	2:17.292	2:55.660	26	2:14.221	2:45.898			
24	48.760	3:14.297	34	1:31.686	3:04.737	34	2:08.685	3:02.597				65	2:15.559	2:48.551			
35	51.396	3:16.933	24	1:32.293	3:09.089	24	2:12.828	3:06.133				68	2:17.404	2:48.360			
20	52.132	3:17.669	35	1:54.639	3:28.799	35	2:17.214	2:48.173				55	2:20.788	2:48.536			
34	52.505	3:18.042															

Session Start: 11:16:19 - Finish: 12:03:08

Weather/Track Conditions: Cloud / Dry

Circuit: Silverstone Historic Grand Prix

Track Length: 5.857 Km - 3.6394 miles

Silverstone International Trophy - 21 - 22 May 2016

GT & Sports Car Cup

Race 7 - Lap Chart

Lap 7			Lap 8			Lap 9			Lap 10			Lap 11			Lap 12		
NO	Behind	Laptime	NO	Behind	Laptime	NO	Behind	Laptime	NO	Behind	Laptime	NO	Behind	Laptime	NO	Behind	Laptime
91		2:30.618	91		2:26.259	91		2:28.072	91		2:26.764	91		2:30.813	91		2:32.256
18	1.165	2:30.223	18	2.312	2:27.406	18	0.845	2:26.605	34	2 LAPS	3:04.489	57	1 LAP	2:43.107	30	2 LAPS	2:57.863
50	1 LAP	2:50.784	96	1 LAP	2:43.557	1	1 LAP	2:43.138	52	1 LAP	2:43.863	15	1 LAP	2:45.962	50	2 LAPS	3:47.192
100	1 LAP	2:50.702	59	1 LAP	2:47.649	24	2 LAPS	3:13.033	92	1 LAP	2:43.959	52	1 LAP	2:43.987	4	1 LAP	2:48.426
45	1 LAP	2:52.035	79	12.285	2:28.091	79	12.691	2:28.478	44	1 LAP	2:49.343	75	16.068	2:31.053	96	2 LAPS	4:32.553
5	1 LAP	2:53.319	75	13.084	2:28.600	75	13.205	2:28.193	18	9.205	2:35.124	20	2 LAPS	3:01.985	75	19.661	2:35.849
8	4 LAPS	3:21.948	43	1 LAP	2:50.406	89	1 LAP	2:46.004	79	15.073	2:29.146	92	1 LAP	2:45.517	55	2 LAPS	3:54.039
79	10.453	2:31.285	100	1 LAP	2:47.699	12	1 LAP	2:53.232	75	15.828	2:29.387	8	5 LAPS	3:23.609	66	2 LAPS	3:15.837
65	1 LAP	2:51.200	50	1 LAP	2:50.706	96	1 LAP	2:44.768	1	1 LAP	2:45.185	79	18.379	2:34.119	15	1 LAP	2:50.923
75	10.743	2:29.117	45	1 LAP	2:48.403	59	1 LAP	2:48.422	89	1 LAP	2:48.021	1	1 LAP	2:45.636	57	1 LAP	2:56.974
23	1 LAP	2:55.008	5	1 LAP	2:47.182	100	1 LAP	2:48.734	96	1 LAP	2:50.262	34	2 LAPS	3:17.303	52	1 LAP	2:57.761
68	1 LAP	2:51.700	65	1 LAP	2:47.557	50	1 LAP	2:50.800	59	1 LAP	2:49.376	18	1:00.119	3:21.727	92	1 LAP	2:59.006
26	1 LAP	2:58.557	68	1 LAP	2:49.506	5	1 LAP	2:51.647	43	2 LAPS	5:31.266	89	1 LAP	3:04.568	20	2 LAPS	3:07.932
55	1 LAP	2:51.995	23	1 LAP	2:51.020	45	1 LAP	2:53.040	100	1 LAP	2:53.883	59	1 LAP	2:49.097	1	1 LAP	2:53.349
30	1 LAP	2:53.834	55	1 LAP	2:50.481	65	1 LAP	2:51.984	5	1 LAP	2:48.014	44	1 LAP	3:44.106	8	5 LAPS	3:22.132
35	1 LAP	2:46.749	26	1 LAP	2:51.240	68	1 LAP	2:48.740	45	1 LAP	2:49.445	61	1 LAP	4:08.373	18	1:07.955	2:40.092
2	55.998	2:34.007	8	4 LAPS	3:17.527	23	1 LAP	2:48.255	65	1 LAP	2:50.372	43	2 LAPS	3:05.077	23	2 LAPS	4:18.493
82	56.559	2:33.661	82	1:04.389	2:34.089	26	1 LAP	2:47.402	50	1 LAP	2:54.083	82	1:31.011	2:39.620	79	1:15.301	3:29.178
53	58.503	2:34.852	35	1 LAP	2:45.809	55	1 LAP	2:48.470	82	1:22.204	2:40.372	53	1:34.391	2:40.526	59	1 LAP	2:51.140
86	59.955	2:36.101	53	1:06.076	2:33.832	82	1:08.596	2:32.279	68	1 LAP	2:52.237	5	1 LAP	2:52.356	44	1 LAP	2:49.001
20	1 LAP	2:59.225	86	1:07.518	2:33.822	53	1:11.845	2:33.841	53	1:24.678	2:39.597	86	1:37.435	2:42.422	61	1 LAP	2:45.882
98	1:09.955	2:36.229	30	1 LAP	2:53.587	86	1:13.268	2:33.822	86	1:25.826	2:39.322	100	1 LAP	2:54.815	82	1:48.769	2:50.014
84	1:16.428	2:36.392	2	1:11.550	2:41.811	35	1 LAP	2:46.568	26	1 LAP	2:56.578	45	1 LAP	2:53.927	53	1:55.061	2:52.926
56	1:19.103	2:38.511	98	1:20.678	2:36.982	98	1:29.665	2:37.059	55	1 LAP	2:59.572	65	1 LAP	2:54.879	43	2 LAPS	3:06.421
34	1 LAP	3:00.408	84	1:26.964	2:36.795	30	1 LAP	2:51.948	98	1:41.712	2:38.811	68	1 LAP	2:55.120	86	2:08.340	3:03.161
47	1:28.346	2:38.438	56	1:31.531	2:38.687	84	1:34.934	2:36.042	24	2 LAPS	4:01.242	98	1:50.219	2:39.320	5	1 LAP	3:05.247
4	1:39.220	2:39.891	20	1 LAP	2:58.036	56	1:41.030	2:37.571	35	1 LAP	2:48.875	84	2:02.722	2:41.388	100	1 LAP	3:06.414
33	1:40.688	2:39.194	47	1:40.916	2:38.829	47	1:51.565	2:38.721	84	1:52.147	2:43.977	35	1 LAP	2:48.034	45	1 LAP	3:05.582
94	1:43.599	2:37.515	33	1:51.875	2:37.446	8	4 LAPS	3:18.819	56	1:57.862	2:43.596	24	2 LAPS	2:53.070	98	2:15.468	2:57.505
36	1:45.995	2:37.490	4	1:52.365	2:39.404	33	2:02.864	2:39.061	23	1 LAP	3:28.336	26	1 LAP	3:05.992	84	2:27.802	2:57.336
66	1:48.320	2:37.293	34	1 LAP	2:58.405	94	2:03.748	2:38.949	30	1 LAP	2:58.470	56	2:06.108	2:39.059	34	2 LAPS	4:25.525
24	1 LAP	3:07.812	94	1:52.871	2:35.531	4	2:05.142	2:40.849	47	2:05.613	2:40.812	47	2:16.480	2:41.680	35	1 LAP	3:19.522
61	1:49.218	2:40.971	36	1:55.946	2:36.210	20	1 LAP	2:59.302	12	1 LAP	4:14.365	2	2:18.923	2:30.058	24	2 LAPS	3:50.700
57	1:53.291	2:39.753	61	2:01.162	2:38.203	2	2:17.281	3:33.803	66	1 LAP	5:05.524	12	1 LAP	2:51.127	2	3:23.918	3:37.251
44	1:55.759	2:38.261	66	2:04.811	2:42.750	61	2:17.981	2:44.891	2	2:19.678	2:29.161				56	3:24.897	3:51.045
15	1:55.796	2:40.108	57	2:07.137	2:40.105	57	2:22.566	2:43.501	4	2:20.733	2:42.355				12	1 LAP	3:30.455
52	1:59.343	2:40.670	44	2:08.220	2:38.720	15	2:25.000	2:42.454							47	3:25.551	3:41.327
92	2:00.564	2:41.494	15	2:10.618	2:41.081										50	1 LAP	3:24.382
90	2:02.620	2:36.756	52	2:13.149	2:40.065												
1	2:15.104	2:43.397	92	2:13.574	2:39.269												
12	2:20.521	2:43.295															
89	2:22.872	2:45.907															

Session Start: 11:16:19 - Finish: 12:03:08

Weather/Track Conditions: Cloud / Dry

Circuit: Silverstone Historic Grand Prix

Track Length: 5.857 Km - 3.6394 miles

Silverstone International Trophy - 21 - 22 May 2016

GT & Sports Car Cup

Race 7 - Lap Chart

Lap 13			Lap 14			Lap 15			Lap 16		
NO	Behind	Laptime	NO	Behind	Laptime	NO	Behind	Laptime	NO	Behind	Laptime
91		3:30.528	75		4:33.784	75		4:09.446	75		5:01.376
89	2 LAPS	4:53.664	56	1 LAP	4:42.910	56	1 LAP	4:09.351	56	1 LAP	5:00.927
65	2 LAPS	4:21.075	91	1.997	4:37.696	91	2.379	4:09.828	91	1.230	5:00.227
75	1.915	3:12.782	8	5 LAPS	3:40.574	18	3.052	4:07.582	18	1.331	4:59.655
96	2 LAPS	3:14.108	18	4.916	3:40.730	30	2 LAPS	4:07.675	79	5.244	4:56.274
55	2 LAPS	3:09.235	30	2 LAPS	3:40.719	8	5 LAPS	4:12.059	30	2 LAPS	5:03.343
66	2 LAPS	3:14.086	23	2 LAPS	3:41.430	79	10.346	4:11.612	44	1 LAP	4:56.458
68	2 LAPS	4:28.844	79	8.180	3:41.734	44	1 LAP	4:12.678	61	1 LAP	4:56.646
26	2 LAPS	4:11.210	44	1 LAP	3:41.593	61	1 LAP	4:12.565	57	1 LAP	4:59.946
15	1 LAP	3:15.549	61	1 LAP	3:40.906	57	1 LAP	4:08.928	15	1 LAP	4:59.797
4	1 LAP	3:44.207	57	1 LAP	3:32.060	15	1 LAP	4:08.774	43	2 LAPS	5:00.998
8	5 LAPS	3:22.653	15	1 LAP	4:33.535	43	2 LAPS	4:08.979	92	1 LAP	5:00.564
18	59.885	3:22.458	43	2 LAPS	3:13.271	23	2 LAPS	4:19.060	20	2 LAPS	5:00.828
30	2 LAPS	4:30.880	92	1 LAP	3:13.585	92	1 LAP	4:08.789	1	1 LAP	5:00.403
23	2 LAPS	3:17.449	20	2 LAPS	3:08.254	20	2 LAPS	4:09.112	82	18.391	4:59.649
79	1:02.145	3:17.372	1	1 LAP	3:09.083	1	1 LAP	4:08.351	34	2 LAPS	5:00.545
44	1 LAP	3:00.430	82	21.880	3:03.647	82	20.118	4:07.684	86	22.150	4:59.660
61	1 LAP	2:52.346	52	1 LAP	3:44.611	34	2 LAPS	3:48.524	53	22.177	5:00.162
59	1 LAP	3:10.751	34	2 LAPS	3:02.339	53	23.391	3:48.240	100	1 LAP	5:01.085
52	1 LAP	4:04.890	53	44.597	3:02.342	86	23.866	3:48.140	59	1 LAP	5:01.892
57	1 LAP	4:15.632	86	45.172	3:02.457	100	1 LAP	3:30.949	45	1 LAP	5:01.682
43	2 LAPS	3:05.918	59	1 LAP	4:27.850	59	1 LAP	3:32.432	5	1 LAP	5:01.307
92	1 LAP	4:26.333	100	1 LAP	2:52.117	45	1 LAP	3:31.124	8	5 LAPS	5:23.764
20	2 LAPS	4:24.719	45	1 LAP	2:50.422	5	1 LAP	3:31.345	23	2 LAPS	5:15.550
1	1 LAP	4:19.254	5	1 LAP	2:50.538	24	2 LAPS	2:48.168	24	2 LAPS	3:23.671
82	1:53.932	3:35.691	24	2 LAPS	3:47.510	2	2:09.253	2:48.089	2	31.712	3:23.835
34	2 LAPS	3:05.644	2	3:30.610	3:47.224	12	1 LAP	2:51.349	12	1 LAP	3:20.725
53	2:17.954	3:53.421	12	1 LAP	3:49.020	89	1 LAP	2:51.379	89	1 LAP	3:19.385
86	2:18.414	3:40.602	50	1 LAP	3:49.124	65	1 LAP	2:50.025	65	1 LAP	3:17.717
100	1 LAP	4:03.657	89	1 LAP	3:48.131	96	1 LAP	2:51.215	96	1 LAP	3:17.064
45	1 LAP	4:05.695	65	1 LAP	3:51.702	35	1 LAP	2:51.665	35	1 LAP	3:16.918
5	1 LAP	4:10.513	96	1 LAP	3:50.709	55	1 LAP	2:52.081	55	1 LAP	3:15.879
24	2 LAPS	4:26.016	35	1 LAP	3:50.813	68	1 LAP	3:06.285	68	1 LAP	2:55.797
2	4:19.085	4:25.695	55	1 LAP	3:51.219	52	1 LAP	6:34.556	98	45.740	2:55.154
12	1 LAP	4:26.123	66	1 LAP	3:57.407	26	1 LAP	3:06.352	84	46.505	2:55.166
50	1 LAP	4:24.085	68	1 LAP	3:57.456	4	2:51.495	3:06.477	26	1 LAP	2:57.770
89	1 LAP	4:24.160	26	1 LAP	3:58.240	98	2:51.962	3:06.233	4	47.760	2:57.641
65	1 LAP	4:23.577	4	3:54.464	3:58.191	84	2:52.715	3:06.339	47	48.490	2:56.721
96	1 LAP	4:24.195	98	3:55.175	3:58.295	47	2:53.145	3:06.192	66	1 LAP	3:14.809
35	1 LAP	5:07.230	84	3:55.822	3:57.706	66	1 LAP	3:25.294			
55	1 LAP	4:24.176	47	3:56.399	3:57.340						
66	1 LAP	4:18.198									
68	1 LAP	4:17.753									
26	1 LAP	4:17.344									
4	4:31.972	4:12.203									
98	4:32.579	5:47.639									
84	4:33.815	5:36.541									
47	4:34.758	4:39.735									

Session Start: 11:16:19 - Finish: 12:03:08
Weather/Track Conditions: Cloud / Dry
Circuit: Silverstone Historic Grand Prix
Track Length: 5.857 Km - 3.6394 miles

Silverstone International Trophy - 21 - 22 May 2016

Historic Formula Junior

Race 8 - Classification

Sheet No:

POS	NO	DRIVER/S	CLASS	CLASS POS	CAR MAKE / MODEL	TIME	LAPS	GAP	DIFF	MPH	BEST	ON
1	53	Sam Wilson	E1	1	Lotus 20/22	21:23.511	9	-- 9 laps --		91.86	2:21.301	6
2	79	Andrew Hibberd	E1	2	Lotus 22	21:26.208	9	2.697	2.697	91.67	2:21.529	9
3	68	James Murray	E1	3	Lola Mk5A	21:39.374	9	15.863	13.166	90.75	2:23.013	3
4	187	Jack Woodhouse	E1	4	Brabham BT6	21:39.442	9	15.931	0.068	90.74	2:23.517	6
5	54	Alex Ames	E1	5	Lotus 22	21:59.561	9	36.050	20.119	89.36	2:26.176	3
6	181	Gregory Thornton	E1	6	Lotus 20/22	22:00.029	9	36.518	0.468	89.32	2:25.130	9
7	80	Nick Fennell	E1	7	Lotus 27	22:21.273	9	57.762	21.244	87.91	2:27.775	6
8	70	John Fyda	E1	8	Brabham BT6	22:23.794	9	1:00.283	2.521	87.74	2:27.776	6
9	72	Chris Chilcott	E1	9	Brabham BT2	22:32.709	9	1:09.198	8.915	87.17	2:28.898	9
10	82	Andrew Garside	E1	10	Lotus 20/22	22:34.786	9	1:11.275	2.077	87.04	2:26.946	8
11	75	Alex Morton	E1	11	Lightning Envoyette	22:40.675	9	1:17.164	5.889	86.66	2:29.625	6
12	86	Steve Jones	E2	1	Cooper T67	22:49.612	9	1:26.101	8.937	86.09	2:29.914	8
13	58	Richard Smeeton	E1	12	Wainer	22:52.220	9	1:28.709	2.608	85.93	2:26.193	3
14	93	Rudolf Ernst	E1	13	Brabham BT2	23:08.990	9	1:45.479	16.770	84.89	2:31.390	5
15	83	Jonathan Fyda	D2	1	U2 Mk3	23:11.054	9	1:47.543	2.064	84.76	2:31.233	7
16	37	Andrew Taylor	C2	1	Cooper T56	23:12.592	9	1:49.081	1.538	84.67	2:32.431	9
17	146	Nick Finburgh	C2	2	Envoy MK1	23:12.816	9	1:49.305	0.224	84.66	2:32.541	9
18	14	Crispian Besley	C2	3	Cooper T56	23:14.527	9	1:51.016	1.711	84.55	2:32.604	7
19	87	Andrew Wilkinson	D2	2	Lynx T3	23:23.963	9	2:00.452	9.436	83.98	2:30.091	7
20	98	Chris Merrick	E1	14	Cooper T59	23:41.694	9	2:18.183	17.731	82.93	2:36.391	7
21	90	Andrew Hayden	E1	15	Lotus 22	21:45.627	8	-- 8 laps --	41.756	80.27	2:38.479	5
22	81	Stephen Futter	D2	4	Lotus 20	21:57.903	8	12.276	12.276	79.53	2:40.856	8
23	38	Gil Duffy	C2	4	Kieft FJ	22:02.788	8	17.161	4.885	79.23	2:42.283	5
24	46	Chris Alford	C2	5	Elva 200	22:09.657	8	24.030	6.869	78.83	2:45.204	7
25	30	Trevor Griffiths	C2	6	Emeryson FJ	22:23.776	8	38.149	14.119	77.99	2:44.180	7
26	194	Johannes Kistler	E1	16	Lotus 22	22:23.983	8	38.356	0.207	77.98	2:41.958	5
27	40	Christopher Wilks	C2	7	Deep Sanderson DS104	22:26.288	8	40.661	2.305	77.85	2:46.551	8
28	34	James Owen	B2	1	Gemini Mk2	22:46.331	8	1:00.704	20.043	76.71	2:45.977	3
29	39	Simon Durling	C1	1	Lotus 18	22:47.681	8	1:02.054	1.350	76.63	2:44.437	7
30	26	Roger Dexter	B2	2	Elva 100	23:52.816	8	2:07.189	1:05.135	73.15	2:55.188	2
31	28	Colin McKay	B2	3	Gemini Mk2	24:11.525	8	2:25.898	18.709	72.20	2:59.490	2
32	47	Richard Utley	C1	2	Caravelle Mk1	22:14.407	7	-- 7 laps --	1:04.358	68.72	3:07.151	5

----- NOT CLASSIFIED -----

DNF 66	Peter Morton	D2		Ausper T3	20:57.215	8	-- 8 laps --		83.37	2:31.364	5
DNC 97	Hans Ciers	D2		Lotus 20	24:29.764	7	-- 7 laps --	6:28.658	62.40	3:11.681	7
DNF 166	Cameron Jackson	E1		Brabham BT2	14:53.116	6	-- 6 laps --		88.02	2:22.875	2
DNF 128	Anthony Goddard	I		Cooper T56/53	3:47.227	1	-- 1 laps --	1:23.472	57.66		
DNF 88	Lukas Halusa	D2		Lotus 20							

CARS 89 & 172 - NON STARTERS

Session Start: 12:30:07 - Finish: 12:51:30
Weather/Track Conditions: Cloud / Dry
Circuit: Silverstone Historic Grand Prix
Track Length: 5.857 Km - 3.6394 miles

These results are provisional until the conclusion of any judicial and technical matters.

Clerk of the Course: <div style="text-align: right;">Julian Floyd</div>	Timekeeper: <div style="text-align: right;">Nick Palmer</div>	Issued at:
--	--	------------

Silverstone International Trophy - 21 - 22 May 2016

Historic Formula Junior

Race 8 - Classification

Sheet No:

----- FASTEST LAP SUMMARY -----

NO	DRIVER/S	CLASS	CAR MAKE / MODEL	FASTEST LAP	ON	MPH
53	Sam Wilson	E1	Lotus 20/22	2:21.301	6	92.72
86	Steve Jones	E2	Cooper T67	2:29.914	8	87.40
87	Andrew Wilkinson	D2	Lynx T3	2:30.091	7	87.29
37	Andrew Taylor	C2	Cooper T56	2:32.431	9	85.95
39	Simon Durling	C1	Lotus 18	2:44.437	7	79.68
34	James Owen	B2	Gemini Mk2	2:45.977	3	78.94
128	Anthony Goddard	I	Cooper T56/53			0.00

CARS 89 & 172 - NON STARTERS

Session Start: 12:30:07 - Finish: 12:51:30

Weather/Track Conditions: Cloud / Dry

Circuit: Silverstone Historic Grand Prix

Track Length: 5.857 Km - 3.6394 miles

These results are provisional until the conclusion of any judicial and technical matters.

Clerk of the Course:

Julian Floyd

Timekeeper:

Nick Palmer


Issued at:

Silverstone International Trophy - 21 - 22 May 2016

Historic Formula Junior

Race 8 - Sector Analysis

14 Crispian Besley (C2)									Cooper T56								
lap	Sect-1	Speed	Sect-2	Speed	Sect-3	Speed	TopSpeed	laptime pit	lap	Sect-1	Speed	Sect-2	Speed	Sect-3	Speed	Topspeed	laptime pit
1		117.3	1:17.816	102.6	29.706	104.1		2:41.687	6	48.013	119.8	1:17.635	108.2	28.297	105.2		2:33.945
2	48.466	119.0	1:17.912	112.2	28.632	105.7		2:35.010	7	47.485	121.1	1:16.351	113.9	28.768	106.2		2:32.604
3	48.395	119.2	1:17.995	113.6	28.590	103.2		2:34.980	8	48.578	120.9	1:17.535	107.5	28.933	105.2		2:35.046
4	48.138	119.0	1:17.624	113.4	28.823	103.6		2:34.585	9	47.540	119.8	1:16.836	112.8	28.438	104.1		2:32.814
5	48.641	118.6	1:16.705	113.9	28.510	103.7		2:33.856	10								
26 Roger Dexter (B2)									Elva 100								
lap	Sect-1	Speed	Sect-2	Speed	Sect-3	Speed	TopSpeed	laptime pit	lap	Sect-1	Speed	Sect-2	Speed	Sect-3	Speed	Topspeed	laptime pit
1		102.1	1:27.650	98.4	32.541	91.7		3:02.546	5	57.307	96.8	1:29.331	94.3	32.602	89.7		2:59.240
2	55.771	100.5	1:27.284	96.3	32.133	90.5		2:55.188	6	57.448	99.7	1:31.335	96.0	32.916	90.8		3:01.699
3	56.029	99.1	1:27.729	95.2	32.733	90.6		2:56.491	7	58.839	97.3	1:29.782	96.1	32.333	89.8		3:00.954
4	56.130	97.8	1:29.346	93.6	32.937	88.4		2:58.413	8	55.857	97.3	1:29.645	95.2	32.783	88.8		2:58.285
28 Colin McKay (B2)									Gemini Mk2								
lap	Sect-1	Speed	Sect-2	Speed	Sect-3	Speed	TopSpeed	laptime pit	lap	Sect-1	Speed	Sect-2	Speed	Sect-3	Speed	Topspeed	laptime pit
1		94.3	1:29.693	89.0	32.807	85.7		3:07.670	5	56.803	93.1	1:30.611	89.2	33.222	82.1		3:00.636
2	56.290	93.3	1:30.331	88.9	32.869	83.5		2:59.490	6	56.799	92.7	1:30.578	88.8	33.072	85.6		3:00.449
3	57.531	90.1	1:30.393	88.0	33.008	82.7		3:00.932	7	56.409	93.2	1:30.922	89.6	32.906	83.8		3:00.237
4	57.389	91.1	1:30.607	91.4	32.639	83.1		3:00.635	8	56.552	91.8	1:30.933	87.2	33.991	81.3		3:01.476
30 Trevor Griffiths (C2)									Emeryson FJ								
lap	Sect-1	Speed	Sect-2	Speed	Sect-3	Speed	TopSpeed	laptime pit	lap	Sect-1	Speed	Sect-2	Speed	Sect-3	Speed	Topspeed	laptime pit
1		110.6	1:25.067	100.2	32.800	92.2		2:58.163	5	51.898	109.7	1:24.781	105.2	30.666	96.7		2:47.345
2	53.136	109.7	1:24.463	102.6	31.171	96.1		2:48.770	6	52.119	111.8	1:22.450	105.8	30.979	95.9		2:45.548
3	51.514	111.5	1:23.757	105.8	30.926	95.2		2:46.197	7	50.904	111.1	1:22.274	104.4	31.002	96.6		2:44.180
4	51.364	111.3	1:23.908	105.8	30.588	96.6		2:45.860	8	51.654	110.7	1:24.876	105.0	31.183	96.9		2:47.713
34 James Owen (B2)									Gemini Mk2								
lap	Sect-1	Speed	Sect-2	Speed	Sect-3	Speed	TopSpeed	laptime pit	lap	Sect-1	Speed	Sect-2	Speed	Sect-3	Speed	Topspeed	laptime pit
1		107.0	1:24.874	107.0	31.236	97.3		2:57.593	5	53.196	108.1	1:23.859	103.6	30.109	98.6		2:47.164
2	53.218	109.1	1:24.609	106.4	29.972	100.1		2:47.799	6	54.178	104.7	1:26.404	95.7	31.302	94.8		2:51.884
3	52.131	110.9	1:23.498	103.4	30.348	99.6		2:45.977	7	54.271	104.2	1:27.934	96.8	31.666	92.1		2:53.871
4	52.812	108.9	1:26.447	104.4	30.151	97.6		2:49.410	8	57.406	101.1	1:25.075	103.1	30.152	94.6		2:52.633
37 Andrew Taylor (C2)									Cooper T56								
lap	Sect-1	Speed	Sect-2	Speed	Sect-3	Speed	TopSpeed	laptime pit	lap	Sect-1	Speed	Sect-2	Speed	Sect-3	Speed	Topspeed	laptime pit
1		118.8	1:18.734	111.1	29.493	104.4		2:41.240	6	48.283	123.1	1:17.524	112.4	28.727	105.1		2:34.534
2	47.946	120.5	1:16.665	113.4	29.065	103.6		2:33.676	7	47.586	120.5	1:16.705	113.2	28.767	105.1		2:33.058
3	48.010	119.2	1:17.422	109.3	29.292	103.7		2:34.724	8	48.274	120.7	1:16.491	113.6	28.849	104.2		2:33.614
4	47.956	118.6	1:18.073	111.5	29.003	103.7		2:35.032	9	48.009	119.4	1:15.846	113.2	28.576	104.6		2:32.431
5	48.586	119.4	1:16.945	114.1	28.752	106.1		2:34.283	10								
38 Gil Duffy (C2)									Kieft FJ								
lap	Sect-1	Speed	Sect-2	Speed	Sect-3	Speed	TopSpeed	laptime pit	lap	Sect-1	Speed	Sect-2	Speed	Sect-3	Speed	Topspeed	laptime pit
1		113.6	1:21.123	109.7	30.714	100.9		2:50.693	5	50.761	112.4	1:21.559	110.7	29.963	103.2		2:42.283
2	50.766	116.3	1:21.428	101.2	30.603	101.3		2:42.797	6	50.635	113.2	1:25.501	107.0	31.034	98.2		2:47.170
3	50.838	114.9	1:22.349	108.2	30.578	100.4		2:43.765	7	51.940	116.3	1:23.470	101.1	31.296	103.6		2:46.706
4	51.217	112.8	1:22.423	109.7	30.931	102.8		2:44.571	8	51.167	115.7	1:22.332	106.7	31.304	102.8		2:44.803
39 Simon Durling (C1)									Lotus 18								
lap	Sect-1	Speed	Sect-2	Speed	Sect-3	Speed	TopSpeed	laptime pit	lap	Sect-1	Speed	Sect-2	Speed	Sect-3	Speed	Topspeed	laptime pit
1		106.5	1:29.606	97.1	33.693	97.6		3:08.972	5	51.383	114.3	1:26.546	108.9	31.768	97.1		2:49.697
2	51.814	115.1	1:27.021	106.9	32.395	101.0		2:51.230	6	52.090	113.9	1:25.187	107.7	30.434	101.8		2:47.711
3	52.856	113.4	1:24.802	107.9	31.846	99.0		2:49.504	7	50.801	114.9	1:23.765	108.9	29.871	103.2		2:44.437
4	51.690	114.1	1:24.451	107.5	31.248	101.8		2:47.389	8	52.887	105.4	1:26.010	110.7	29.844	102.9		2:48.741



Session Start: 12:30:07 - Finish: 12:51:30
Weather/Track Conditions: Cloud / Dry
Circuit: Silverstone Historic Grand Prix
Track Length: 5.857 Km - 3.6394 miles

Silverstone International Trophy - 21 - 22 May 2016

Historic Formula Junior

Race 8 - Sector Analysis

40 Christopher Wilks (C2)									Deep Sanderson DS104										
lap	Sect-1	Speed	Sect-2	Speed	Sect-3	Speed	TopSpeed	laptime	pit	lap	Sect-1	Speed	Sect-2	Speed	Sect-3	Speed	Topspeed	laptime	pit
1		112.6	1:24.141	106.5	31.011	99.9		2:57.565		5	52.633	107.0	1:23.926	102.9	30.964	92.8		2:47.523	
2	52.505	110.6	1:23.653	104.2	30.500	97.0		2:46.658		6	52.822	107.0	1:23.240	108.2	30.751	98.5		2:46.813	
3	52.713	110.7	1:24.019	106.7	30.133	98.6		2:46.865		7	52.758	110.2	1:24.258	103.7	30.580	93.2		2:47.596	
4	52.763	108.6	1:23.850	105.0	30.104	97.6		2:46.717		8	51.850	109.3	1:24.185	103.7	30.516	96.4		2:46.551	

46 Chris Alford (C2)									Elva 200										
lap	Sect-1	Speed	Sect-2	Speed	Sect-3	Speed	TopSpeed	laptime	pit	lap	Sect-1	Speed	Sect-2	Speed	Sect-3	Speed	Topspeed	laptime	pit
1		112.8	1:21.871	108.6	30.893	100.7		2:48.666		5	51.837	111.5	1:22.692	108.1	31.095	98.3		2:45.624	
2	51.385	113.9	1:22.810	103.7	32.375	96.4		2:46.570		6	52.203	113.2	1:23.118	107.0	31.013	98.3		2:46.334	
3	53.031	115.1	1:22.726	109.7	30.546	99.3		2:46.303		7	52.034	115.3	1:22.610	108.8	30.560	99.5		2:45.204	
4	51.474	115.1	1:22.822	105.8	30.962	98.5		2:45.258		8	51.575	115.1	1:23.742	107.0	30.381	98.0		2:45.698	

47 Richard Utley (C1)									Caravelle Mk1										
lap	Sect-1	Speed	Sect-2	Speed	Sect-3	Speed	TopSpeed	laptime	pit	lap	Sect-1	Speed	Sect-2	Speed	Sect-3	Speed	Topspeed	laptime	pit
1				94.8	33.112	87.5		3:12.467		5				93.5	33.597	85.9		3:07.151	
2				91.4	33.950	84.9		3:07.706		6				88.9	33.130			3:08.147	
3				87.5	34.806	86.9		3:13.156		7				87.4	32.578			3:09.709	
4				87.6	34.520			3:16.071		8									


53 Sam Wilson (E1)									Lotus 20/22										
lap	Sect-1	Speed	Sect-2	Speed	Sect-3	Speed	TopSpeed	laptime	pit	lap	Sect-1	Speed	Sect-2	Speed	Sect-3	Speed	Topspeed	laptime	pit
1		124.3	1:11.297	120.1	26.994	111.3		2:22.843		6	44.522	125.2	1:10.171	121.4	26.608	111.1		2:21.301	
2	44.751	124.7	1:10.510	120.7	26.900	111.1		2:22.161		7	45.693	122.9	1:10.686	121.8	26.992	111.8		2:23.371	
3	44.503	125.0	1:10.455	120.7	26.785	111.3		2:21.743		8	46.640	125.7	1:12.405	120.9	27.337	111.7		2:26.382	
4	45.303	124.7	1:10.361	121.1	26.704	111.8		2:22.368		9	44.722	125.0	1:10.267	122.0	26.732	110.7		2:21.721	
5	44.443	125.4	1:10.375	121.1	26.803	111.5		2:21.621		10									

54 Alex Ames (E1)									Lotus 22										
lap	Sect-1	Speed	Sect-2	Speed	Sect-3	Speed	TopSpeed	laptime	pit	lap	Sect-1	Speed	Sect-2	Speed	Sect-3	Speed	Topspeed	laptime	pit
1		122.9	1:13.655	121.6	27.484	110.7		2:27.083		6	45.864	122.5	1:13.289	118.8	27.653	106.2		2:26.806	
2	45.776	123.6	1:12.908	118.8	27.534	110.2		2:26.218		7	45.442	123.8	1:13.252	117.1	27.509	109.6		2:26.203	
3	45.576	123.4	1:12.778	119.2	27.822	109.6		2:26.176		8	45.532	123.6	1:13.307	120.3	27.748	109.4		2:26.587	
4	45.583	123.4	1:13.263	117.7	27.924	109.6		2:26.770		9	45.844	124.5	1:12.924	121.1	27.592	109.4		2:26.360	
5	46.591	122.5	1:12.822	118.8	27.945	109.6		2:27.358		10									

58 Richard Smeeton (E1)									Wainer										
lap	Sect-1	Speed	Sect-2	Speed	Sect-3	Speed	TopSpeed	laptime	pit	lap	Sect-1	Speed	Sect-2	Speed	Sect-3	Speed	Topspeed	laptime	pit
1		124.5	1:14.964	121.4	57.667	108.0		3:03.179		6	47.154	127.1	1:14.777	116.5	28.231	110.9		2:30.162	
2	47.399	123.6	1:13.054	114.9	29.179	110.3		2:29.632		7	46.760	124.7	1:14.469	120.7	27.792	109.6		2:29.021	
3	45.714	124.7	1:13.044	121.6	27.435	110.5		2:26.193		8	46.346	124.3	1:13.246	120.9	27.710	109.6		2:27.302	
4	46.396	125.9	1:13.335	121.4	27.687	112.0		2:27.418		9	46.348	124.3	1:13.163	121.1	27.865	108.7		2:27.376	
5	47.116	127.8	1:16.768	119.6	28.053	107.8		2:31.937		10									

66 Peter Morton (D2)									Ausper T3										
lap	Sect-1	Speed	Sect-2	Speed	Sect-3	Speed	TopSpeed	laptime	pit	lap	Sect-1	Speed	Sect-2	Speed	Sect-3	Speed	Topspeed	laptime	pit
1		122.0	1:20.482	107.7	29.627	111.1		2:42.324		5	47.310	121.1	1:15.451	117.7	28.603	108.2		2:31.364	
2	48.724	123.8	1:17.620	113.6	28.555	111.3		2:34.899		6	48.114	121.4	1:15.239	116.9	28.412	109.1		2:31.765	
3	47.247	122.2	1:16.810	114.9	28.963	110.9		2:33.020		7	47.930	122.9	1:16.765	117.7	28.054	110.0		2:32.749	
4	47.989	123.8	1:17.731	108.2	29.265	109.6		2:34.985		8	47.823	123.6	1:23.708	71.9				2:56.109	

68 James Murray (E1)									Lola Mk5A										
lap	Sect-1	Speed	Sect-2	Speed	Sect-3	Speed	TopSpeed	laptime	pit	lap	Sect-1	Speed	Sect-2	Speed	Sect-3	Speed	Topspeed	laptime	pit
1		125.7	1:13.034	121.6	27.005	111.7		2:26.270		6	46.162	126.6	1:11.425	122.0	27.136	111.7		2:24.723	
2	44.869	130.1	1:11.749	122.9	27.043	111.8		2:23.661		7	44.966	127.1	1:11.748	121.4	27.826	110.2		2:24.540	
3	44.535	128.6	1:11.224	121.1	27.254	110.2		2:23.013		8	44.630	125.9	1:11.747	120.3	27.198	109.1		2:23.575	
4	44.822	125.4	1:11.365	120.3	27.279	110.5		2:23.466		9	45.685	124.7	1:12.631	119.2	27.194	109.8		2:25.510	
5	45.352	124.7	1:12.102	118.6	27.162	110.0		2:24.616		10									



Session Start: 12:30:07 - Finish: 12:51:30
 Weather/Track Conditions: Cloud / Dry
 Circuit: Silverstone Historic Grand Prix
 Track Length: 5.857 Km - 3.6394 miles

Silverstone International Trophy - 21 - 22 May 2016

Historic Formula Junior

Race 8 - Sector Analysis

70 John Fyda (E1)										Brabham BT6									
lap	Sect-1	Speed	Sect-2	Speed	Sect-3	Speed	TopSpeed	laptime	pit	lap	Sect-1	Speed	Sect-2	Speed	Sect-3	Speed	Topspeed	laptime	pit
1		<u>129.3</u>	1:15.744	121.1	27.648	<u>114.6</u>		2:31.665		6	46.196	127.1	1:14.295	121.6	27.285	113.6		2:27.776	
2	47.017	127.6	1:14.884	120.1	28.079	<u>114.6</u>		2:29.980		7	46.824	128.8	1:15.025	122.9	27.689	114.4		2:29.538	
3	46.609	127.8	1:14.770	122.2	27.925	114.2		2:29.304		8	45.826	128.8	1:15.048	122.5	27.426	114.2		2:28.300	
4	46.349	127.8	1:14.735	<u>123.4</u>	27.803	<u>114.6</u>		2:28.887		9	46.108	128.3	1:15.063	119.8	27.898	111.5		2:29.069	
5	46.047	128.8	1:15.263	<u>123.4</u>	27.965	113.8		2:29.275		10									

72 Chris Chilcott (E1)										Brabham BT2									
lap	Sect-1	Speed	Sect-2	Speed	Sect-3	Speed	TopSpeed	laptime	pit	lap	Sect-1	Speed	Sect-2	Speed	Sect-3	Speed	Topspeed	laptime	pit
1		<u>124.7</u>	1:16.574	115.7	29.590	110.9		2:35.839		6	47.137	122.5	1:14.255	<u>119.4</u>	27.877	110.3		2:29.269	
2	46.633	121.1	1:15.415	116.9	28.096	111.1		2:30.144		7	46.151	<u>124.7</u>	1:15.093	116.3	27.985	110.5		2:29.229	
3	46.498	121.1	1:15.225	117.7	27.921	110.3		2:29.644		8	46.336	122.7	1:15.170	115.3	28.152	110.9		2:29.658	
4	46.481	122.5	1:15.312	115.7	28.303	<u>112.4</u>		2:30.096		9	46.453	123.1	1:14.505	118.8	27.940	111.1		2:28.898	
5	46.846	121.6	1:14.774	113.9	28.312	110.0		2:29.932		10									


75 Alex Morton (E1)										Lightning Envoyette									
lap	Sect-1	Speed	Sect-2	Speed	Sect-3	Speed	TopSpeed	laptime	pit	lap	Sect-1	Speed	Sect-2	Speed	Sect-3	Speed	Topspeed	laptime	pit
1		124.5	1:17.545	105.8	29.737	109.4		2:35.438		6	46.712	125.0	1:14.788	117.9	28.125	110.2		2:29.625	
2	47.891	123.1	1:16.514	116.1	28.847	<u>111.1</u>		2:33.252		7	46.897	125.9	1:14.704	<u>120.7</u>	28.144	110.9		2:29.745	
3	46.846	125.9	1:15.195	114.1	28.140	110.0		2:30.181		8	46.534	<u>126.4</u>	1:15.227	118.1	28.050	109.1		2:29.811	
4	47.300	124.3	1:14.815	114.3	28.473	109.2		2:30.588		9	46.856	124.3	1:15.943	118.1	27.847	110.0		2:30.646	
5	46.973	124.3	1:16.068	113.2	28.348	109.8		2:31.389		10									

79 Andrew Hibberd (E1)										Lotus 22									
lap	Sect-1	Speed	Sect-2	Speed	Sect-3	Speed	TopSpeed	laptime	pit	lap	Sect-1	Speed	Sect-2	Speed	Sect-3	Speed	Topspeed	laptime	pit
1		128.1	1:12.452	123.6	26.988	<u>113.4</u>		2:25.321		6	45.311	127.3	1:10.804	122.2	26.605	112.2		2:22.720	
2	45.195	126.9	1:10.613	123.1	26.633	112.8		2:22.441		7	44.560	127.6	1:12.442	123.6	26.886	111.8		2:23.888	
3	44.529	<u>128.6</u>	1:10.982	122.5	26.625	112.2		2:22.136		8	44.960	128.3	1:11.878	<u>124.3</u>	26.700	111.7		2:23.538	
4	44.564	127.1	1:10.643	122.7	26.601	111.7		2:21.808		9	44.480	127.3	1:10.405	124.0	26.644	112.4		2:21.529	
5	44.571	127.3	1:11.651	122.7	26.605	112.4		2:22.827		10									

80 Nick Fennell (E1)										Lotus 27									
lap	Sect-1	Speed	Sect-2	Speed	Sect-3	Speed	TopSpeed	laptime	pit	lap	Sect-1	Speed	Sect-2	Speed	Sect-3	Speed	Topspeed	laptime	pit
1		127.1	1:15.842	121.1	27.850	<u>112.6</u>		2:32.743		6	45.996	125.2	1:14.203	120.7	27.576	111.7		2:27.775	
2	46.125	<u>129.1</u>	1:14.516	119.2	27.698	112.4		2:28.339		7	46.587	125.7	1:14.327	120.5	27.863	111.7		2:28.777	
3	46.077	125.7	1:14.310	118.1	28.038	112.4		2:28.425		8	46.286	125.9	1:14.966	120.7	27.805	111.5		2:29.057	
4	46.176	125.9	1:15.042	119.2	27.498	112.2		2:28.716		9	46.341	125.9	1:14.828	<u>122.0</u>	27.875	111.7		2:29.044	
5	46.364	125.7	1:14.157	120.7	27.876	111.5		2:28.397		10									

81 Stephen Futter (D2)										Lotus 20									
lap	Sect-1	Speed	Sect-2	Speed	Sect-3	Speed	TopSpeed	laptime	pit	lap	Sect-1	Speed	Sect-2	Speed	Sect-3	Speed	Topspeed	laptime	pit
1		110.9	1:22.601	110.6	30.435	<u>108.0</u>		2:49.332		5	50.912	115.1	1:24.187	110.4	29.601	106.6		2:44.700	
2	51.258	110.6	1:22.939	101.2	31.276	105.9		2:45.473		6	51.057	118.6	1:23.174	<u>111.8</u>	29.638	107.1		2:43.869	
3	51.264	116.7	1:23.800	108.8	30.204	103.4		2:45.268		7	50.599	117.5	1:22.927	106.5	30.223	107.5		2:43.749	
4	50.712	115.7	1:23.641	104.0	30.303	106.2		2:44.656		8	49.582	<u>121.8</u>	1:20.918	109.5	30.356	100.3		2:40.856	

82 Andrew Garside (E1)										Lotus 20/22									
lap	Sect-1	Speed	Sect-2	Speed	Sect-3	Speed	TopSpeed	laptime	pit	lap	Sect-1	Speed	Sect-2	Speed	Sect-3	Speed	Topspeed	laptime	pit
1		<u>127.8</u>	1:17.787	119.2	28.971	<u>111.3</u>		2:36.786		6	46.090	125.2	1:14.273	118.4	28.227	108.3		2:28.590	
2	47.377	126.4	1:15.937	<u>123.6</u>	28.227	110.7		2:31.541		7	46.466	126.1	1:13.658	121.1	27.703	109.8		2:27.827	
3	46.589	125.4	1:14.473	122.0	27.817	110.5		2:28.879		8	46.282	124.5	1:12.916	<u>122.9</u>	27.748	108.7		2:26.946	
4	45.975	125.2	1:14.428	<u>123.6</u>	27.790	110.3		2:28.193		9	55.468	116.1	1:14.799	122.5	27.559	109.8		2:37.826	
5	46.496	125.2	1:13.859	120.9	27.843	110.9		2:28.198		10									



Session Start: 12:30:07 - Finish: 12:51:30
 Weather/Track Conditions: Cloud / Dry
 Circuit: Silverstone Historic Grand Prix
 Track Length: 5.857 Km - 3.6394 miles

Silverstone International Trophy - 21 - 22 May 2016

Historic Formula Junior

Race 8 - Sector Analysis

83 Jonathan Fyda (D2)									U2 Mk3								
lap	Sect-1	Speed	Sect-2	Speed	Sect-3	Speed	TopSpeed	laptime pit	lap	Sect-1	Speed	Sect-2	Speed	Sect-3	Speed	Topspeed	laptime pit
1		120.5	1:18.659	90.1	30.364	103.7		2:41.990	6	48.662	121.6	1:15.282	109.8	28.680	105.1		2:32.624
2	48.318	120.9	1:16.849	114.3	28.658	104.1		2:33.825	7	47.386	123.8	1:15.613	115.3	28.234	104.6		2:31.233
3	47.679	120.9	1:16.778	103.1	29.490	104.1		2:33.947	8	48.208	119.0	1:16.296	111.1	29.015	104.1		2:33.519
4	47.840	119.2	1:17.324	106.7	28.938	101.3		2:34.102	9	48.863	119.8	1:19.311	104.7	29.142	105.4		2:37.316
5	48.075	117.5	1:15.734	114.3	28.689	99.6		2:32.498	10								

86 Steve Jones (E2)									Cooper T67								
lap	Sect-1	Speed	Sect-2	Speed	Sect-3	Speed	TopSpeed	laptime pit	lap	Sect-1	Speed	Sect-2	Speed	Sect-3	Speed	Topspeed	laptime pit
1		122.2	1:19.757	109.8	28.745	111.3		2:40.105	6	48.140	121.1	1:15.805	116.9	27.995	107.1		2:31.940
2	47.567	124.5	1:16.965	116.1	28.026	108.3		2:32.558	7	47.008	122.0	1:15.406	116.7	27.770	106.9		2:30.184
3	47.221	123.4	1:15.842	116.9	27.900	107.3		2:30.963	8	47.073	121.6	1:15.119	115.9	27.722	106.1		2:29.914
4	47.697	122.5	1:17.323	116.7	27.853	107.5		2:32.873	9	46.997	121.4	1:15.826	116.3	27.527	107.8		2:30.350
5	46.967	121.4	1:15.884	116.5	27.874	106.6		2:30.725	10								

87 Andrew Wilkinson (D2)									Lynx T3								
lap	Sect-1	Speed	Sect-2	Speed	Sect-3	Speed	TopSpeed	laptime pit	lap	Sect-1	Speed	Sect-2	Speed	Sect-3	Speed	Topspeed	laptime pit
1		124.5	1:18.338	119.6	28.808	111.7		2:36.191	6	46.914	125.2	1:15.713	120.3	28.354	107.8		2:30.981
2	47.153	128.3	1:15.713	118.6	28.244	110.7		2:31.110	7	46.872	126.4	1:15.412	120.5	27.807	110.9		2:30.091
3	46.473	125.9	1:15.478	120.3	28.144	110.2		2:30.095	8	47.049	125.7	1:15.401	117.1	28.515	103.9		2:30.965
4	46.531	126.6	1:15.840	120.9	28.318	110.5		2:30.689	9	1:01.985	97.8	1:37.131	75.1	34.420	73.4		3:13.536
5	46.691	125.2	1:15.725	119.4	27.889	110.5		2:30.305	10								

88 Lukas Halusa (D2)									Lotus 20								
lap	Sect-1	Speed	Sect-2	Speed	Sect-3	Speed	TopSpeed	laptime pit	lap	Sect-1	Speed	Sect-2	Speed	Sect-3	Speed	Topspeed	laptime pit
1									1								

90 Andrew Hayden (E1)									Lotus 22								
lap	Sect-1	Speed	Sect-2	Speed	Sect-3	Speed	TopSpeed	laptime pit	lap	Sect-1	Speed	Sect-2	Speed	Sect-3	Speed	Topspeed	laptime pit
1		118.4	1:22.608	101.8	31.592	102.3		2:55.468	5	48.928	120.5	1:20.164	110.6	29.387	102.6		2:38.479
2	50.107	121.8	1:20.539	110.6	30.312	106.4		2:40.958	6	50.564	117.3	1:25.243	100.3	29.841	103.6		2:45.648
3	50.100	120.3	1:23.635	105.7	30.166	103.2		2:43.901	7	49.668	119.0	1:20.238	106.2	29.351	105.4		2:39.257
4	50.712	116.3	1:22.859	108.8	29.619	105.2		2:43.190	8	49.884	119.6	1:19.366	110.9	29.476	104.7		2:38.726

93 Rudolf Ernst (E1)									Brabham BT2								
lap	Sect-1	Speed	Sect-2	Speed	Sect-3	Speed	TopSpeed	laptime pit	lap	Sect-1	Speed	Sect-2	Speed	Sect-3	Speed	Topspeed	laptime pit
1		121.4	1:17.606	119.6	29.144	113.4		2:42.763	6	49.662	125.4	1:14.966	119.8	28.326	113.4		2:32.954
2	48.627	128.1	1:18.396	116.1	28.138	112.8		2:35.161	7	47.004	126.9	1:17.502	117.9	27.829	113.8		2:32.335
3	47.564	128.1	1:16.148	119.0	28.807	108.5		2:32.519	8	48.420	126.6	1:15.578	118.4	27.900	110.2		2:31.898
4	48.173	119.4	1:17.827	112.0	28.987	109.8		2:34.987	9	47.107	125.9	1:20.032	116.1	27.844	113.0		2:34.983
5	47.820	126.4	1:15.530	120.1	28.040	110.9		2:31.390	10								

97 Hans Ciers (D2)									Lotus 20								
lap	Sect-1	Speed	Sect-2	Speed	Sect-3	Speed	TopSpeed	laptime pit	lap	Sect-1	Speed	Sect-2	Speed	Sect-3	Speed	Topspeed	laptime pit
1		86.7	1:44.446	75.8	36.200	79.4		3:36.813	5	1:07.046	84.0	1:48.160	65.6	38.445	73.2		3:33.651
2	1:03.291	83.9	1:41.188	81.9	35.358	84.9		3:19.837	6	1:11.007	82.6	1:42.363	84.3	35.300	82.0		3:28.670
3	1:05.263	79.5	2:04.127	66.3	37.799	83.7		3:47.189	7	1:01.497	88.0	1:35.708	87.6	34.476	84.4		3:11.681
4	1:02.592	85.3	1:50.842	63.0	38.489	79.6		3:31.923	8								

98 Chris Merrick (E1)									Cooper T59								
lap	Sect-1	Speed	Sect-2	Speed	Sect-3	Speed	TopSpeed	laptime pit	lap	Sect-1	Speed	Sect-2	Speed	Sect-3	Speed	Topspeed	laptime pit
1		119.2	1:18.910	114.5	29.451	106.2		2:44.135	6	48.842	119.6	1:18.530	111.7	29.300	103.7		2:36.672
2	49.421	122.0	1:18.514	113.2	29.398	103.9		2:37.333	7	49.027	119.8	1:18.379	112.0	28.985	104.1		2:36.391
3	48.974	120.9	1:18.803	109.3	29.364	103.1		2:37.141	8	49.122	118.8	1:19.005	112.0	29.205	103.6		2:37.332
4	49.295	120.3	1:18.973	105.2	29.594	103.6		2:37.862	9	49.796	119.6	1:18.732	114.5	29.295	103.6		2:37.823
5	49.290	119.0	1:18.518	112.2	29.197	104.1		2:37.005	10								

128 Anthony Goddard (I)									Cooper T56/53								
lap	Sect-1	Speed	Sect-2	Speed	Sect-3	Speed	TopSpeed	laptime pit	lap	Sect-1	Speed	Sect-2	Speed	Sect-3	Speed	Topspeed	laptime pit
1		108.2	1:47.205	95.1				3:47.227	2								



Silverstone International Trophy - 21 - 22 May 2016

Historic Formula Junior

Race 8 - Sector Analysis


146 Nick Finburgh (C2)									Envoy MK1										
lap	Sect-1	Speed	Sect-2	Speed	Sect-3	Speed	TopSpeed	laptime	pit	lap	Sect-1	Speed	Sect-2	Speed	Sect-3	Speed	Topspeed	laptime	pit
1		115.1	1:17.620	114.1	28.711	107.5		2:37.900		6	48.885	119.6	1:16.931	113.6	28.291	105.9		2:34.107	
2	48.602	117.5	1:16.518	113.9	28.379	104.7		2:33.499		7	47.720	119.0	1:16.792	115.5	28.161	106.2		2:32.673	
3	48.440	117.3	1:18.696	112.4	28.660	105.1		2:35.796		8	49.170	118.6	1:17.404	115.1	28.673	106.4		2:35.247	
4	49.060	116.1	1:19.917	101.8	28.661	109.6		2:37.638		9	48.531	119.0	1:16.356	115.3	27.654	108.3		2:32.541	
5	48.497	120.5	1:16.891	117.3	28.027	106.4		2:33.415		10									

166 Cameron Jackson (E1)									Brabham BT2										
lap	Sect-1	Speed	Sect-2	Speed	Sect-3	Speed	TopSpeed	laptime	pit	lap	Sect-1	Speed	Sect-2	Speed	Sect-3	Speed	Topspeed	laptime	pit
1		119.8	1:12.023	117.1	26.938	110.0		2:23.755		4	44.953	122.0	1:11.118	117.9	26.820	110.7		2:22.891	
2	44.981	121.4	1:11.136	117.5	26.758	110.2		2:22.875		5	44.765	121.6	1:11.519	117.9	26.896	110.3		2:23.180	
3	44.887	121.8	1:12.532	119.2	26.754	111.5		2:24.173		6	45.491	120.7	1:30.765	69.8				2:56.242	

181 Gregory Thornton (E1)									Lotus 20/22										
lap	Sect-1	Speed	Sect-2	Speed	Sect-3	Speed	TopSpeed	laptime	pit	lap	Sect-1	Speed	Sect-2	Speed	Sect-3	Speed	Topspeed	laptime	pit
1		123.8	1:13.749	119.0	27.410	112.6		2:28.214		6	46.036	122.2	1:12.921	118.4	27.066	111.7		2:26.023	
2	46.753	122.0	1:13.961	116.5	27.424	112.4		2:28.138		7	45.381	124.5	1:13.162	117.5	26.950	112.2		2:25.493	
3	46.181	122.7	1:13.347	117.3	27.249	111.8		2:26.777		8	45.385	124.3	1:14.000	117.9	27.126	111.8		2:26.511	
4	46.091	122.7	1:14.111	116.3	27.306	110.0		2:27.508		9	45.555	125.0	1:12.566	121.4	27.009	112.4		2:25.130	
5	45.926	122.7	1:13.318	117.9	26.991	111.8		2:26.235		10									

187 Jack Woodhouse (E1)									Brabham BT6										
lap	Sect-1	Speed	Sect-2	Speed	Sect-3	Speed	TopSpeed	laptime	pit	lap	Sect-1	Speed	Sect-2	Speed	Sect-3	Speed	Topspeed	laptime	pit
1		126.6	1:12.491	121.8	27.453	113.2		2:25.240		6	45.343	126.6	1:11.102	123.1	27.072	113.0		2:23.517	
2	45.710	128.3	1:11.324	122.9	27.167	112.8		2:24.201		7	45.632	126.1	1:11.881	124.0	27.940	113.8		2:25.453	
3	44.957	125.7	1:12.133	123.1	26.970	113.6		2:24.060		8	45.050	127.6	1:11.447	122.9	27.333	113.4		2:23.830	
4	45.189	127.8	1:11.280	122.9	27.379	113.2		2:23.848		9	45.486	129.3	1:12.499	122.0	27.146	115.0		2:25.131	
5	45.256	127.6	1:11.952	122.2	26.954	113.6		2:24.162		10									

194 Johannes Kistler (E1)									Lotus 22										
lap	Sect-1	Speed	Sect-2	Speed	Sect-3	Speed	TopSpeed	laptime	pit	lap	Sect-1	Speed	Sect-2	Speed	Sect-3	Speed	Topspeed	laptime	pit
1		122.7	1:23.798	109.8	29.625	110.9		2:51.010		5	49.691	120.3	1:22.625	106.4	29.642	109.6		2:41.958	
2	49.805	111.5	1:22.808	99.3	30.387	108.5		2:43.000		6	49.912	118.8	1:38.369	83.5	32.174	94.2		3:00.455	
3	50.544	123.1	1:23.627	109.1	29.178	107.6		2:43.349		7	53.140	106.9	1:26.063	97.4	31.211	94.2		2:50.414	
4	49.337	119.2	1:23.624	106.9	29.971	109.4		2:42.932		8	52.155	108.1	1:27.578	105.2	31.132	96.9		2:50.865	




Session Start: 12:30:07 - Finish: 12:51:30
Weather/Track Conditions: Cloud / Dry
Circuit: Silverstone Historic Grand Prix
Track Length: 5.857 Km - 3.6394 miles

Silverstone International Trophy - 21 - 22 May 2016

Historic Formula Junior

Race 8 - Best Sector Times

POS	NO	DRIVER/S	Sector 1			Sector 2			Sector 3			IDEAL LAP	BEST LAP	On
			TIME	LAP	POS	TIME	LAP	POS	TIME	LAP	POS			
1	53	Sam Wilson	44.443	5	1	1:10.171	6	1	26.608	6	2	2:21.222	2:21.301	6
2	79	Andrew Hibberd	44.480	9	2	1:10.405	9	2	26.601	4	1	2:21.486	2:21.529	9
3	68	James Murray	44.535	3	3	1:11.224	3	5	27.005	1	6	2:22.764	2:23.013	3
4	187	Jack Woodhouse	44.957	3	5	1:11.102	6	3	26.954	5	5	2:23.013	2:23.517	6
5	54	Alex Ames	45.442	7	7	1:12.778	3	7	27.484	1	9	2:25.704	2:26.176	3
6	181	Gregory Thornton	45.381	7	6	1:12.566	9	6	26.950	7	4	2:24.897	2:25.130	9
7	80	Nick Fennell	45.996	6	11	1:14.157	5	10	27.498	4	10	2:27.651	2:27.775	6
8	70	John Fyda	45.826	8	9	1:14.295	6	12	27.285	6	7	2:27.406	2:27.776	6
9	72	Chris Chilcott	46.151	7	12	1:14.255	6	11	27.877	6	17	2:28.283	2:28.898	9
10	82	Andrew Garside	45.975	4	10	1:12.916	8	8	27.559	9	12	2:26.450	2:26.946	8
11	75	Alex Morton	46.534	8	14	1:14.704	7	13	27.847	9	16	2:29.085	2:29.625	6
12	86	Steve Jones	46.967	5	15	1:15.119	8	15	27.527	9	11	2:29.613	2:29.914	8
13	58	Richard Smeeton	45.714	3	8	1:13.044	3	9	27.435	3	8	2:26.193	2:26.193	3
14	93	Rudolf Ernst	47.004	7	16	1:14.966	6	14	27.829	7	15	2:29.799	2:31.390	5
15	83	Jonathan Fyda	47.386	7	18	1:15.282	6	17	28.234	7	19	2:30.902	2:31.233	7
16	37	Andrew Taylor	47.586	7	20	1:15.846	9	19	28.576	9	21	2:32.008	2:32.431	9
17	146	Nick Finburgh	47.720	7	21	1:16.356	9	21	27.654	9	13	2:31.730	2:32.541	9
18	14	Crispian Besley	47.485	7	19	1:16.351	7	20	28.297	6	20	2:32.133	2:32.604	7
19	87	Andrew Wilkinson	46.473	3	13	1:15.401	8	18	27.807	7	14	2:29.681	2:30.091	7
20	98	Chris Merrick	48.842	6	22	1:18.379	7	22	28.985	7	22	2:36.206	2:36.391	7
21	66	Peter Morton	47.247	3	17	1:15.239	6	16	28.054	7	18	2:30.540	2:31.364	5
22	90	Andrew Hayden	48.928	5	23	1:19.366	8	23	29.351	7	24	2:37.645	2:38.479	5
23	81	Stephen Futter	49.582	8	25	1:20.918	8	24	29.601	5	25	2:40.101	2:40.856	8
24	38	Gil Duffy	50.635	6	26	1:21.123	1	25	29.963	5	27	2:41.721	2:42.283	5
25	46	Chris Alford	51.385	2	29	1:21.871	1	26	30.381	8	30	2:43.637	2:45.204	7
26	30	Trevor Griffiths	50.904	7	28	1:22.274	7	27	30.588	4	31	2:43.766	2:44.180	7
27	194	Johannes Kistler	49.337	4	24	1:22.625	5	28	29.178	3	23	2:41.140	2:41.958	5
28	40	Christopher Wilks	51.850	8	30	1:23.240	6	29	30.104	4	29	2:45.194	2:46.551	8
29	34	James Owen	52.131	3	31	1:23.498	3	30	29.972	2	28	2:45.601	2:45.977	3
30	39	Simon Durling	50.801	7	27	1:23.765	7	31	29.844	8	26	2:44.410	2:44.437	7
31	26	Roger Dexter	55.771	2	33	1:27.284	2	32	32.133	2	32	2:55.188	2:55.188	2
32	28	Colin McKay	56.290	2	34	1:29.693	1	33	32.639	4	34	2:58.622	2:59.490	2
33	47	Richard Utley							32.578	7	33		3:07.151	5
34	97	Hans Ciers	1:01.497	7	35	1:35.708	7	34	34.476	7	35	3:11.681	3:11.681	7
35	166	Cameron Jackson	44.765	5	4	1:11.118	4	4	26.754	3	3	2:22.637	2:22.875	2
36	128	Anthony Goddard	1:05.699	1	36	1:47.205	1	35	46.817	0	36	3:39.721		
37	88	Lukas Halusa												



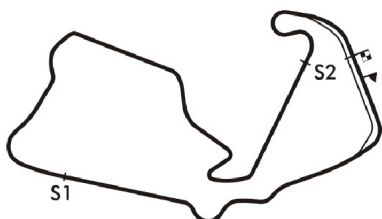
Session Start: 12:30:07 - Finish: 12:51:30
Weather/Track Conditions: Cloud / Dry
Circuit: Silverstone Historic Grand Prix
Track Length: 5.857 Km - 3.6394 miles

Silverstone International Trophy - 21 - 22 May 2016

Historic Formula Junior

Race 8 - Best Sector Speeds

	NO	SECTOR 1	MPH	NO	SECTOR 2	MPH	NO	SECTOR 3	MPH
1	68	James Murray	130.1	79	Andrew Hibberd	124.3	187	Jack Woodhouse	115.0
2	70	John Fyda	129.3	187	Jack Woodhouse	124.0	70	John Fyda	114.6
3	187	Jack Woodhouse	129.3	82	Andrew Garside	123.6	93	Rudolf Ernst	113.8
4	80	Nick Fennell	129.1	70	John Fyda	123.4	79	Andrew Hibberd	113.4
5	79	Andrew Hibberd	128.6	68	James Murray	122.9	80	Nick Fennell	112.6
6	87	Andrew Wilkinson	128.3	53	Sam Wilson	122.0	181	Gregory Thornton	112.6
7	93	Rudolf Ernst	128.1	80	Nick Fennell	122.0	72	Chris Chilcott	112.4
8	58	Richard Smeeton	127.8	54	Alex Ames	121.6	58	Richard Smeeton	112.0
9	82	Andrew Garside	127.8	58	Richard Smeeton	121.6	53	Sam Wilson	111.8
10	75	Alex Morton	126.4	181	Gregory Thornton	121.4	68	James Murray	111.8
11	53	Sam Wilson	125.7	87	Andrew Wilkinson	120.9	87	Andrew Wilkinson	111.7
12	181	Gregory Thornton	125.0	75	Alex Morton	120.7	166	Cameron Jackson	111.5
13	72	Chris Chilcott	124.7	93	Rudolf Ernst	120.1	66	Peter Morton	111.3
14	54	Alex Ames	124.5	72	Chris Chilcott	119.4	82	Andrew Garside	111.3
15	86	Steve Jones	124.5	166	Cameron Jackson	119.2	86	Steve Jones	111.3
16	66	Peter Morton	123.8	66	Peter Morton	117.7	75	Alex Morton	111.1
17	83	Jonathan Fyda	123.8	146	Nick Finburgh	117.3	194	Johannes Kistler	110.9
18	37	Andrew Taylor	123.1	86	Steve Jones	116.9	54	Alex Ames	110.7
19	194	Johannes Kistler	123.1	83	Jonathan Fyda	115.3	146	Nick Finburgh	109.6
20	98	Chris Merrick	122.0	98	Chris Merrick	114.5	81	Stephen Futter	108.0
21	166	Cameron Jackson	122.0	37	Andrew Taylor	114.1	90	Andrew Hayden	106.4
22	81	Stephen Futter	121.8	14	Crispian Besley	113.9	14	Crispian Besley	106.2
23	90	Andrew Hayden	121.8	81	Stephen Futter	111.8	98	Chris Merrick	106.2
24	14	Crispian Besley	121.1	90	Andrew Hayden	110.9	37	Andrew Taylor	106.1
25	146	Nick Finburgh	120.5	38	Gil Duffy	110.7	83	Jonathan Fyda	105.4
26	38	Gil Duffy	116.3	39	Simon Durling	110.7	38	Gil Duffy	103.6
27	46	Chris Alford	115.3	194	Johannes Kistler	109.8	39	Simon Durling	103.2
28	39	Simon Durling	115.1	46	Chris Alford	109.7	46	Chris Alford	100.7
29	88	Lukas Halusa	114.7	40	Christopher Wilks	108.2	34	James Owen	100.1
30	40	Christopher Wilks	112.6	34	James Owen	107.0	40	Christopher Wilks	99.9
31	30	Trevor Griffiths	111.8	30	Trevor Griffiths	105.8	30	Trevor Griffiths	96.9
32	34	James Owen	110.9	26	Roger Dexter	98.4	26	Roger Dexter	91.7
33	128	Anthony Goddard	108.2	128	Anthony Goddard	95.1	88	Lukas Halusa	88.4
34	26	Roger Dexter	102.1	47	Richard Utley	94.8	47	Richard Utley	87.5
35	28	Colin McKay	94.3	28	Colin McKay	91.4	28	Colin McKay	85.7
36	97	Hans Ciers	88.0	97	Hans Ciers	87.6	97	Hans Ciers	84.9
37	47	Richard Utley	0.0	88	Lukas Halusa	0.0	128	Anthony Goddard	84.3



Session Start: 12:30:07 - Finish: 12:51:30
Weather/Track Conditions: Cloud / Dry
Circuit: Silverstone Historic Grand Prix
Track Length: 5.857 Km - 3.6394 miles

Silverstone International Trophy - 21 - 22 May 2016

Historic Formula Junior

Race 8 - Lap Chart

Lap 1			Lap 2			Lap 3			Lap 4			Lap 5			Lap 6		
NO	Behind	Laptime	NO	Behind	Laptime	NO	Behind	Laptime	NO	Behind	Laptime	NO	Behind	Laptime	NO	Behind	Laptime
53		2:22.843	53		2:22.161	53		2:21.743	53		2:22.368	53		2:21.621	53		2:21.301
166	0.912	2:23.755	166	1.626	2:22.875	79	3.151	2:22.136	79	2.591	2:21.808	26	1 LAP	2:58.413	97	2 LAPS	3:31.923
187	2.397	2:25.240	79	2.758	2:22.441	166	4.056	2:24.173	47	1 LAP	3:13.156	79	3.797	2:22.827	79	5.216	2:22.720
79	2.478	2:25.321	187	4.437	2:24.201	68	6.197	2:23.013	166	4.579	2:22.891	166	6.138	2:23.180	187	12.991	2:23.517
68	3.427	2:26.270	68	4.927	2:23.661	187	6.754	2:24.060	68	7.295	2:23.466	68	10.290	2:24.616	68	13.712	2:24.723
54	4.240	2:27.083	54	8.297	2:26.218	54	12.730	2:26.176	187	8.234	2:23.848	187	10.775	2:24.162	39	1 LAP	2:49.697
181	5.371	2:28.214	181	11.348	2:28.138	181	16.382	2:26.777	54	17.132	2:26.770	28	1 LAP	3:00.635	54	28.374	2:26.806
70	8.822	2:31.665	80	16.078	2:28.339	80	22.760	2:28.425	181	21.522	2:27.508	54	22.869	2:27.358	181	30.858	2:26.023
80	9.900	2:32.743	70	16.641	2:29.980	70	24.202	2:29.304	80	29.108	2:28.716	181	26.136	2:26.235	26	1 LAP	2:59.240
75	12.595	2:35.438	72	20.979	2:30.144	72	28.880	2:29.644	70	30.721	2:28.887	80	35.884	2:28.397	166	41.079	2:56.242
72	12.996	2:35.839	87	22.297	2:31.110	82	30.459	2:28.879	82	36.284	2:28.193	70	38.375	2:29.275	80	42.358	2:27.775
87	13.348	2:36.191	82	23.323	2:31.541	87	30.649	2:30.095	72	36.608	2:30.096	82	42.861	2:28.198	70	44.850	2:27.776
82	13.943	2:36.786	75	23.686	2:33.252	75	32.124	2:30.181	87	38.970	2:30.689	72	44.919	2:29.932	82	50.150	2:28.590
146	15.057	2:37.900	146	26.395	2:33.499	86	36.879	2:30.963	75	40.344	2:30.588	87	47.654	2:30.305	72	52.887	2:29.269
86	17.262	2:40.105	86	27.659	2:32.558	146	40.448	2:35.796	86	47.384	2:32.873	75	50.112	2:31.389	28	1 LAP	3:00.636
37	18.397	2:41.240	37	29.912	2:33.676	37	42.893	2:34.724	83	54.749	2:34.102	86	56.488	2:30.725	87	57.334	2:30.981
14	18.844	2:41.687	83	30.811	2:33.825	83	43.015	2:33.947	37	55.557	2:35.032	47	1 LAP	3:16.071	75	58.436	2:29.625
83	19.147	2:41.990	14	31.693	2:35.010	66	43.496	2:33.020	146	55.718	2:37.638	83	1:05.626	2:32.498	86	1:07.127	2:31.940
66	19.481	2:42.324	66	32.219	2:34.899	93	43.696	2:32.519	66	56.113	2:34.985	66	1:05.856	2:31.364	66	1:16.320	2:31.765
93	19.920	2:42.763	93	32.920	2:35.161	14	44.930	2:34.980	93	56.315	2:34.987	93	1:06.084	2:31.390	58	1:16.484	2:30.162
98	21.292	2:44.135	98	36.464	2:37.333	98	51.862	2:37.141	14	57.147	2:34.585	146	1:07.512	2:33.415	83	1:16.949	2:32.624
46	25.823	2:48.666	58	47.807	2:29.632	58	52.257	2:26.193	58	57.307	2:27.418	58	1:07.623	2:31.937	93	1:17.737	2:32.954
81	26.489	2:49.332	38	48.486	2:42.797	38	1:10.508	2:43.765	98	1:07.356	2:37.862	37	1:08.219	2:34.283	146	1:20.318	2:34.107
38	27.850	2:50.693	194	49.006	2:43.000	194	1:10.612	2:43.349	97	1 LAP	3:47.189	14	1:09.382	2:33.856	37	1:21.452	2:34.534
194	28.167	2:51.010	81	49.801	2:45.473	81	1:13.326	2:45.268	194	1:31.176	2:42.932	98	1:22.740	2:37.005	14	1:22.026	2:33.945
90	32.625	2:55.468	46	50.232	2:46.570	90	1:13.580	2:43.901	38	1:32.711	2:44.571	90	1:51.260	2:38.479	98	1:38.111	2:36.672
40	34.722	2:57.565	90	51.422	2:40.958	46	1:14.792	2:46.303	90	1:34.402	2:43.190	194	1:51.513	2:41.958	47	1 LAP	3:07.151
34	34.750	2:57.593	40	59.219	2:46.658	40	1:24.341	2:46.865	81	1:35.614	2:44.656	38	1:53.373	2:42.283	90	2:15.607	2:45.648
30	35.320	2:58.163	34	1:00.388	2:47.799	34	1:24.622	2:45.977	46	1:37.682	2:45.258	81	1:58.693	2:44.700	38	2:19.242	2:47.170
26	39.703	3:02.546	30	1:01.929	2:48.770	30	1:26.383	2:46.197	40	1:48.690	2:46.717	46	2:01.685	2:45.624	81	2:21.261	2:43.869
58	40.336	3:03.179	26	1:12.730	2:55.188	39	1:42.959	2:49.504	30	1:49.875	2:45.860	40	2:14.592	2:47.523			
28	44.827	3:07.670	39	1:15.198	2:51.230	26	1:47.478	2:56.491	34	1:51.664	2:49.410	30	2:15.599	2:47.345			
39	46.129	3:08.972	28	1:22.156	2:59.490	28	2:01.345	3:00.932	39	2:07.980	2:47.389	34	2:17.207	2:47.164			
47	49.624	3:12.467	47	1:35.169	3:07.706												
97	1:13.970	3:36.813	97	2:11.646	3:19.837												
128	1:24.384	3:47.227															

Session Start: 12:30:07 - Finish: 12:51:30

Weather/Track Conditions: Cloud / Dry

Circuit: Silverstone Historic Grand Prix

Track Length: 5.857 Km - 3.6394 miles

Silverstone International Trophy - 21 - 22 May 2016

Historic Formula Junior

Race 8 - Lap Chart

Lap 7			Lap 8			Lap 9		
NO	Behind	Laptime	NO	Behind	Laptime	NO	Behind	Laptime
53		2:23.371	53		2:26.382	53		2:21.721
46	1 LAP	2:46.334	79	2.889	2:23.538	79	2.697	2:21.529
79	5.733	2:23.888	47	2 LAPS	3:08.147	68	15.863	2:25.510
194	1 LAP	3:00.455	90	1 LAP	2:39.257	187	15.931	2:25.131
68	14.881	2:24.540	68	12.074	2:23.575	90	1 LAP	2:38.726
187	15.073	2:25.453	187	12.521	2:23.830	81	1 LAP	2:40.856
30	1 LAP	2:45.548	81	1 LAP	2:43.749	54	36.050	2:26.360
40	1 LAP	2:46.813	38	1 LAP	2:46.706	181	36.518	2:25.130
34	1 LAP	2:51.884	46	1 LAP	2:45.204	38	1 LAP	2:44.803
54	31.206	2:26.203	194	1 LAP	2:50.414	46	1 LAP	2:45.698
181	32.980	2:25.493	54	31.411	2:26.587	47	2 LAPS	3:09.709
39	1 LAP	2:47.711	181	33.109	2:26.511	80	57.762	2:29.044
80	47.764	2:28.777	30	1 LAP	2:44.180	30	1 LAP	2:47.713
70	51.017	2:29.538	40	1 LAP	2:47.596	70	1:00.283	2:29.069
82	54.606	2:27.827	80	50.439	2:29.057	194	1 LAP	2:50.865
72	58.745	2:29.229	34	1 LAP	2:53.871	40	1 LAP	2:46.551
87	1:04.054	2:30.091	70	52.935	2:28.300	72	1:09.198	2:28.898
75	1:04.810	2:29.745	82	55.170	2:26.946	82	1:11.275	2:37.826
86	1:13.940	2:30.184	39	1 LAP	2:44.437	75	1:17.164	2:30.646
97	2 LAPS	3:33.651	72	1:02.021	2:29.658	34	1 LAP	2:52.633
26	1 LAP	3:01.699	75	1:08.239	2:29.811	39	1 LAP	2:48.741
58	1:22.134	2:29.021	87	1:08.637	2:30.965	86	1:26.101	2:30.350
83	1:24.811	2:31.233	86	1:17.472	2:29.914	58	1:28.709	2:27.376
66	1:25.698	2:32.749	58	1:23.054	2:27.302	93	1:45.479	2:34.983
93	1:26.701	2:32.335	83	1:31.948	2:33.519	83	1:47.543	2:37.316
146	1:29.620	2:32.673	93	1:32.217	2:31.898	37	1:49.081	2:32.431
37	1:31.139	2:33.058	37	1:38.371	2:33.614	146	1:49.305	2:32.541
14	1:31.259	2:32.604	146	1:38.485	2:35.247	14	1:51.016	2:32.814
28	1 LAP	3:00.449	14	1:39.923	2:35.046	87	2:00.452	3:13.536
98	1:51.131	2:36.391	26	1 LAP	3:00.954	98	2:18.183	2:37.823
			66	1:55.425	2:56.109	26	1 LAP	2:58.285
			98	2:02.081	2:37.332	28	1 LAP	3:01.476
			28	1 LAP	3:00.237	97	2 LAPS	3:11.681
			97	2 LAPS	3:28.670			

Session Start: 12:30:07 - Finish: 12:51:30
Weather/Track Conditions: Cloud / Dry
Circuit: Silverstone Historic Grand Prix
Track Length: 5.857 Km - 3.6394 miles

Silverstone International Trophy - 21 - 22 May 2016

Derek Bell Trophy/Classic Formula 3

Race 9 - Classification

Sheet No:

POS	NO	DRIVER/S	CLASS	CLASS POS	CAR MAKE / MODEL	TIME	LAPS	GAP	DIFF	MPH	BEST	ON
1	26	Michael Lyons	INV	1	McLaren M26	21:55.711	11	-- 11 laps		109.5	1:57.210	4
2	54	Andrew Smith	B	1	March 79B	22:11.516	11	15.805	15.805	108.2	1:59.064	5
3	7	Neil Glover	F	1	Chevron B37	23:06.787	11	1:11.076	55.271	103.9	2:03.329	8
4	13	Dean Forward	C	1	March 782	23:06.967	11	1:11.256	0.180	103.9	2:03.464	7
5	22	Mark Dwyer	C	2	March 742	23:23.057	11	1:27.346	16.090	102.7	2:03.598	8
6	30	Paul Campfield	F	2	Chevron B24	23:28.402	11	1:32.691	5.345	102.3	2:05.921	6
7	74	Frank Lyons	F	3	Gurney Eagle FA74	23:44.026	11	1:48.315	15.624	101.2	2:08.062	10
8	17	Michael Bletsoe-Brown	C	3	Chevron B27	24:06.787	11	2:11.076	22.761	99.61	2:09.412	9
9	69	Martyn Donn	B	2	Lola T760	21:59.322	10	-- 10 laps	3.703	99.30	2:10.441	2
10	71	Simon Taylor	F	4	Chevron B28	22:12.898	10	13.576	13.576	98.29	2:10.116	7
11	111	Simon Jackson	CFA	1	Chevron B43	22:15.054	10	15.732	2.156	98.13	2:11.737	10
12	47	Frazer Gibney	B	3	March 76B	22:16.244	10	16.922	1.190	98.05	2:09.322	5
13	3	John Murphy	B	4	Crossle 22F	22:17.916	10	18.594	1.672	97.92	2:12.118	3
14	782	Torgny Johansson	C	4	March 782	22:18.311	10	18.989	0.395	97.90	2:11.291	7
15	32	David Shaw	CFA	2	Ralt RT1	22:26.204	10	26.882	7.893	97.32	2:11.694	8
16	77	Ian Flux	CFA	3	March 783	22:26.208	10	26.886	0.004	97.32	2:12.478	7
17	33	Matthew Wrigley	B	5	Ralt RT1	22:38.545	10	39.223	12.337	96.44	2:12.977	8
18	171	Alan Cook	CC	1	Mallock Mk20	22:43.671	10	44.349	5.126	96.08	2:13.527	8
19	8	Dominik Jackson	CFA	4	March 803	22:47.609	10	48.287	3.938	95.80	2:14.397	6
20	132	Steve Seaman	C	5	Ralt RT1	22:56.007	10	56.685	8.398	95.21	2:14.157	8
21	82	Paul Smith	CFA	5	Martini Mk31	23:23.063	10	1:23.741	27.056	93.37	2:17.708	8
22	147	Adrian Langridge	CFB	1	Dastle Mk10	23:37.746	10	1:38.424	14.683	92.41	2:19.879	10
23	27	Glenn Eagling	CFB	2	Ensign LN73	24:01.198	10	2:01.876	23.452	90.91	2:20.930	4
24	51	Jennifer Ridgway	CFC	1	Reynard SF78	22:10.371	9	-- 9 laps --	32.377	88.63	2:25.968	3
25	2	Michael Sidgwick	F	5	Trojan T101	22:55.020	9	44.649	44.649	85.76	2:30.415	9
26	169	Albert Clements	CFB	3	Lotus 69	22:55.563	9	45.192	0.543	85.72	2:30.124	9
27	10	Mark Hulme	CFA	6	Toj Modus M1	23:06.827	9	56.456	11.264	85.02	2:31.605	9
----- NOT CLASSIFIED -----												
DNF 34		Gregory Thornton	E		Surtees TS11	18:52.553	9	-- 9 laps --		104.1	2:03.156	9
DNF 72		Richard Trott	CFA		Chevron B43	18:15.668	8	-- 8 laps --	1:26.271	95.66	2:14.275	6
DNF 46		Andy Huxtable	B		Chevron B34	16:09.741	7	-- 7 laps --	11.868	94.57	2:14.147	6
DNC 55		Judy Lyons	F		Lola T332	23:13.784	7	7:04.043	7:04.043	65.80	3:05.984	2
DNF 49		Keith Norris	B		Chevron B49	7:30.706	3	-- 3 laps --		87.20	2:18.463	2

----- FASTEST LAP SUMMARY -----

NO	DRIVER/S	CLASS	CAR MAKE / MODEL	FASTEST LAP	ON	MPH
26	Michael Lyons	INV	McLaren M26	1:57.210	4	111.78
54	Andrew Smith	B	March 79B	1:59.064	5	110.04
34	Gregory Thornton	E	Surtees TS11	2:03.156	9	106.38
7	Neil Glover	F	Chevron B37	2:03.329	8	106.23
13	Dean Forward	C	March 782	2:03.464	7	106.12
32	David Shaw	CFA	Ralt RT1	2:11.694	8	99.49
171	Alan Cook	CC	Mallock Mk20	2:13.527	8	98.12
147	Adrian Langridge	CFB	Dastle Mk10	2:19.879	10	93.66
51	Jennifer Ridgway	CFC	Reynard SF78	2:25.968	3	89.76

CAR 75 - NON STARTER

Session Start: 13:29:55 - Finish: 13:51:51
Weather/Track Conditions: Cloud / Dry
Circuit: Silverstone Historic Grand Prix
Track Length: 5.857 Km - 3.6394 miles

These results are provisional until the conclusion of any judicial and technical matters.

Clerk of the Course: <div style="text-align: right;">Julian Floyd</div>	Timekeeper: <div style="text-align: right;">Nick Palmer</div>	Issued at:
--	--	------------

Silverstone International Trophy - 21 - 22 May 2016

Derek Bell Trophy/Classic Formula 3

Race 9 - Sector Analysis

2 Michael Sidgwick (F)									Trojan T101								
lap	Sect-1	Speed	Sect-2	Speed	Sect-3	Speed	TopSpeed	laptime pit	lap	Sect-1	Speed	Sect-2	Speed	Sect-3	Speed	Topspeed	laptime pit
1		120.3	1:15.915	119.8	27.465	108.7		2:37.714	6	47.969	122.2	1:17.372	125.2	27.727	113.2		2:33.068
2	48.078	121.6	1:16.955	122.7	27.866	115.8		2:32.899	7	47.390	127.1	1:15.754	121.1	28.370	101.2		2:31.514
3	48.078	123.8	1:16.246	125.0	27.970	111.3		2:32.294	8	48.535	126.9	1:17.438	119.4	27.482	118.5		2:33.455
4	48.635	123.1	1:15.812	130.6	27.408	110.9		2:31.855	9	47.109	127.6	1:15.492	122.2	27.814	107.1		2:30.415
5	47.576	122.2	1:16.528	126.9	27.702	106.6		2:31.806	10								

3 John Murphy (B)									Crossle 22F								
lap	Sect-1	Speed	Sect-2	Speed	Sect-3	Speed	TopSpeed	laptime pit	lap	Sect-1	Speed	Sect-2	Speed	Sect-3	Speed	Topspeed	laptime pit
1		130.3	1:07.848	128.1	24.764	118.1		2:18.060	6	43.031	127.1	1:06.181	126.9	24.792	120.5		2:14.004
2	42.503	132.1	1:05.713	128.8	24.328	118.5		2:12.544	7	41.581	129.3	1:07.515	128.1	24.411	122.2		2:13.507
3	42.020	130.3	1:05.627	129.1	24.471	121.6		2:12.118	8	41.620	129.1	1:06.137	125.2	25.303	120.9		2:13.060
4	43.067	129.3	1:06.524	128.3	24.382	121.6		2:13.973	9	43.007	128.6	1:06.611	126.9	24.483	122.0		2:14.101
5	41.960	128.8	1:06.000	128.8	24.408	121.6		2:12.368	10	42.984	127.8	1:06.491	125.9	24.706	120.9		2:14.181


7 Neil Glover (F)									Chevron B37								
lap	Sect-1	Speed	Sect-2	Speed	Sect-3	Speed	TopSpeed	laptime pit	lap	Sect-1	Speed	Sect-2	Speed	Sect-3	Speed	Topspeed	laptime pit
1		157.5	1:03.123	151.1	23.723	142.7		2:08.961	7	38.339	157.5	1:01.963	150.1	23.359	141.7		2:03.661
2	39.590	157.2	1:02.793	145.6	23.538	140.2		2:05.921	8	38.093	158.6	1:02.035	150.1	23.201	142.7		2:03.329
3	38.477	156.4	1:03.848	151.1	23.456	139.9		2:05.781	9	38.418	157.5	1:03.328	148.8	23.361	137.9		2:05.107
4	38.681	155.7	1:04.669	150.5	23.677	139.9		2:07.027	10	38.060	156.1	1:02.509	146.8	23.895	140.2		2:04.464
5	38.756	156.1	1:09.821	151.1	23.301	140.2		2:11.878	11	38.847	155.7	1:03.025	149.1	23.992	133.7		2:05.864
6	38.470	156.8	1:02.631	149.1	23.693	141.4		2:04.794	12								

8 Dominik Jackson (CFA)									March 803								
lap	Sect-1	Speed	Sect-2	Speed	Sect-3	Speed	TopSpeed	laptime pit	lap	Sect-1	Speed	Sect-2	Speed	Sect-3	Speed	Topspeed	laptime pit
1		121.1	1:08.882	118.1	25.574	112.8		2:20.096	6	42.316	120.3	1:06.708	119.2	25.373	113.8		2:14.397
2	43.879	122.7	1:08.100	118.6	25.747	112.8		2:17.726	7	42.394	121.6	1:07.831	118.4	25.565	113.0		2:15.790
3	43.659	120.5	1:09.270	120.1	25.613	114.4		2:18.542	8	42.495	119.8	1:06.968	118.6	25.670	112.0		2:15.133
4	43.340	122.7	1:08.469	119.8	25.809	113.6		2:17.618	9	42.595	118.1	1:07.331	117.9	25.657	113.4		2:15.583
5	43.120	121.6	1:07.323	120.3	25.533	113.2		2:15.976	10	42.734	119.4	1:08.508	118.8	25.506	113.4		2:16.748

10 Mark Hulme (CFA)									Toj Modus M1								
lap	Sect-1	Speed	Sect-2	Speed	Sect-3	Speed	TopSpeed	laptime pit	lap	Sect-1	Speed	Sect-2	Speed	Sect-3	Speed	Topspeed	laptime pit
1		122.9	1:17.708	118.1	28.741	108.5		2:43.379	6	47.865	125.4	1:16.356	118.4	27.752	112.6		2:31.973
2	48.854	123.8	1:18.020	117.7	28.226	110.5		2:35.100	7	46.793	125.7	1:18.415	114.5	28.267	114.4		2:33.475
3	48.492	122.9	1:16.000	117.7	28.143	112.6		2:32.635	8	46.842	124.7	1:18.051	117.9	28.000	110.9		2:32.893
4	48.627	122.5	1:15.964	116.5	27.481	111.7		2:32.072	9	47.634	123.8	1:16.136	117.5	27.835	112.6		2:31.605
5	47.395	125.0	1:18.268	115.5	28.032	110.2		2:33.695	10								

13 Dean Forward (C)									March 782								
lap	Sect-1	Speed	Sect-2	Speed	Sect-3	Speed	TopSpeed	laptime pit	lap	Sect-1	Speed	Sect-2	Speed	Sect-3	Speed	Topspeed	laptime pit
1				142.8	23.634	133.1		2:13.722	7	38.489	144.6	1:01.410	143.1	23.565	133.9		2:03.464
2	38.857	142.8	1:04.111	138.7	24.522	132.1		2:07.490	8	39.033	145.3	1:01.544	142.2	23.343	133.4		2:03.920
3				140.7	23.276	132.1		2:05.680	9	38.380	145.9	1:03.045	143.7	23.274	133.1		2:04.699
4				141.3	23.538	131.0		2:05.942	10				141.9	23.659	133.7		2:04.030
5				142.8	23.431	131.5		2:07.437	11	39.166	144.6	1:02.918	140.4	23.600	134.8		2:05.684
6	39.001	145.3	1:02.525	141.6	23.373	132.6		2:04.899	12								

17 Michael Bletsoe-Brown (C)									Chevron B27								
lap	Sect-1	Speed	Sect-2	Speed	Sect-3	Speed	TopSpeed	laptime pit	lap	Sect-1	Speed	Sect-2	Speed	Sect-3	Speed	Topspeed	laptime pit
1		141.9	1:07.605	132.1	24.732	130.7		2:20.593	7	41.133	140.7	1:05.473	135.0	24.392	130.0		2:10.998
2	42.213	136.7	1:05.624	137.5	24.304	129.7		2:12.141	8	41.423	138.9	1:05.052	136.7	23.950	131.3		2:10.425
3	40.274	141.6	1:06.225	136.7	24.123	131.0		2:10.622	9	40.636	139.5	1:04.642	135.8	24.134	130.2		2:09.412
4	41.464	138.7	1:04.804	136.4	24.373	130.0		2:10.641	10	40.736	138.9	1:05.230	136.4	24.044	129.5		2:10.010
5	40.201	140.4	1:05.098	136.7	24.272	129.7		2:09.571	11	40.756	138.9	1:04.721	136.1	25.691	126.2		2:11.168
6	40.860	139.2	1:05.904	136.1	24.442	129.5		2:11.206	12								



Silverstone International Trophy - 21 - 22 May 2016

Derek Bell Trophy/Classic Formula 3

Race 9 - Sector Analysis

22 Mark Dwyer (C)									March 742								
lap	Sect-1	Speed	Sect-2	Speed	Sect-3	Speed	TopSpeed	laptime pit	lap	Sect-1	Speed	Sect-2	Speed	Sect-3	Speed	Topspeed	laptime pit
1		151.8	1:05.125	<u>148.8</u>	23.717	139.6		2:14.944	7	38.646	156.4	1:02.713	148.5	23.795	139.0		2:05.154
2	38.437	156.8	1:03.327	147.8	23.331	140.5		2:05.095	8	<u>38.038</u>	<u>157.9</u>	<u>1:01.966</u>	148.5	23.594	139.6		<u>2:03.598</u>
3	38.730	155.7	1:02.472	<u>148.8</u>	<u>23.165</u>	140.5		2:04.367	9	38.105	155.7	1:03.797	144.6	23.823	137.3		2:05.725
4	38.844	154.6	1:02.658	148.1	23.539	<u>140.8</u>		2:05.041	10	43.201	150.1	1:05.787	141.3	25.126	133.7		2:14.114
5	39.135	156.8	1:02.793	144.6	24.019	138.7		2:05.947	11	40.063	152.5	1:06.448	132.4	25.552	127.7		2:12.063
6	38.303	156.4	1:04.666	144.0	24.040	139.3		2:07.009	12								

26 Michael Lyons (INV)									McLaren M26								
lap	Sect-1	Speed	Sect-2	Speed	Sect-3	Speed	TopSpeed	laptime pit	lap	Sect-1	Speed	Sect-2	Speed	Sect-3	Speed	Topspeed	laptime pit
1		146.2	58.129	152.5	22.383	133.7		1:58.451	7	37.762	146.5	59.009	151.1	22.463	135.0		1:59.234
2	37.900	136.7	59.134	137.5	<u>22.193</u>	<u>143.0</u>		1:59.227	8	38.038	138.9	1:00.913	152.2	22.416	133.7		2:01.367
3	37.292	147.8	58.817	151.5	22.193	136.4		1:58.302	9	37.579	151.1	59.836	134.5	23.411	129.7		2:00.826
4	<u>37.004</u>	142.8	<u>57.720</u>	144.0	22.486	133.9		<u>1:57.210</u>	10	39.307	<u>155.0</u>	1:01.091	139.8	22.236	136.7		2:02.634
5	37.634	153.9	57.989	<u>154.3</u>	23.035	131.0		1:58.658	11	37.852	146.2	1:00.333	143.4	22.685	140.8		2:00.870
6	37.363	146.8	58.731	151.5	22.838	137.9		1:58.932	12								

27 Glenn Eagling (CFB)									Ensign LN73								
lap	Sect-1	Speed	Sect-2	Speed	Sect-3	Speed	TopSpeed	laptime pit	lap	Sect-1	Speed	Sect-2	Speed	Sect-3	Speed	Topspeed	laptime pit
1		<u>119.4</u>	1:12.274	115.7	26.458	109.2		2:30.995	6	45.577	117.3	1:10.391	114.3	33.126	108.0		2:29.094
2	44.793	118.1	1:11.001	115.3	26.948	109.4		2:22.742	7	45.331	117.5	1:10.779	115.1	26.508	109.2		2:22.618
3	44.958	117.9	1:10.627	114.7	<u>26.227</u>	109.1		2:21.812	8	45.806	118.4	1:11.641	114.3	28.078	<u>109.8</u>		2:25.525
4	44.446	117.7	<u>1:10.181</u>	115.1	26.303	108.7		<u>2:20.930</u>	9	44.957	116.7	1:11.245	115.1	27.003	<u>109.4</u>		2:23.205
5	<u>44.263</u>	117.7	1:10.191	<u>115.9</u>	26.619	108.9		2:21.073	10	45.053	116.3	1:11.421	115.1	26.730	103.9		2:23.204

30 Paul Campfield (F)									Chevron B24								
lap	Sect-1	Speed	Sect-2	Speed	Sect-3	Speed	TopSpeed	laptime pit	lap	Sect-1	Speed	Sect-2	Speed	Sect-3	Speed	Topspeed	laptime pit
1		155.3	1:03.930	137.2	<u>23.837</u>	<u>142.0</u>		2:13.014	7	39.282	159.8	1:03.646	146.2	24.084	141.4		2:07.012
2	38.470	<u>160.5</u>	1:04.795	140.4	24.383	140.8		2:07.648	8	39.166	159.0	1:03.683	134.5	24.560	137.9		2:07.409
3	38.858	158.3	1:04.263	139.8	24.306	138.5		2:07.427	9	38.989	159.4	1:05.677	129.1	24.937	135.3		2:09.603
4	39.337	157.5	1:04.139	147.2	23.963	140.8		2:07.439	10	39.260	157.2	1:04.746	<u>151.1</u>	24.281	137.0		2:08.287
5	38.730	159.8	1:03.859	141.0	24.379	139.3		2:06.968	11	39.180	157.5	1:04.322	144.0	24.172	136.7		2:07.674
6	<u>38.309</u>	159.4	<u>1:03.458</u>	131.6	24.154	139.0		<u>2:05.921</u>	12								

32 David Shaw (CFA)									Ralt RT1								
lap	Sect-1	Speed	Sect-2	Speed	Sect-3	Speed	TopSpeed	laptime pit	lap	Sect-1	Speed	Sect-2	Speed	Sect-3	Speed	Topspeed	laptime pit
1		125.4	1:09.617	123.6	25.617	115.6		2:23.870	6	41.670	126.4	1:05.586	125.2	24.854	117.4		2:12.110
2	44.109	125.7	1:06.731	125.2	25.535	116.4		2:16.375	7	41.427	128.3	1:05.804	124.3	<u>24.625</u>	116.8		2:11.856
3	42.325	126.9	1:07.658	<u>125.4</u>	25.291	116.6		2:15.274	8	<u>41.084</u>	<u>128.8</u>	<u>1:05.337</u>	122.9	25.273	<u>118.1</u>		<u>2:11.694</u>
4	42.927	128.3	1:08.362	123.1	25.140	116.4		2:16.429	9	42.092	126.1	1:05.672	122.5	25.045	117.9		2:12.809
5	41.916	126.6	1:05.341	125.2	24.859	116.8		2:12.116	10	41.476	127.8	1:06.445	123.4	25.750	112.2		2:13.671

33 Matthew Wrigley (B)									Ralt RT1								
lap	Sect-1	Speed	Sect-2	Speed	Sect-3	Speed	TopSpeed	laptime pit	lap	Sect-1	Speed	Sect-2	Speed	Sect-3	Speed	Topspeed	laptime pit
1		126.1	1:09.062	125.0	24.847	118.7		2:26.352	6	43.045	128.3	1:07.150	125.7	24.563	<u>119.1</u>		2:14.758
2	42.540	128.3	1:07.817	124.5	<u>24.491</u>	<u>119.1</u>		2:14.848	7	42.229	<u>131.1</u>	1:08.166	123.4	24.844	115.4		2:15.239
3	42.309	128.6	1:07.442	125.7	25.142	118.1		2:14.893	8	<u>41.751</u>	130.6	1:06.592	125.2	24.634	<u>119.1</u>		<u>2:12.977</u>
4	42.926	129.8	1:08.620	124.0	25.818	116.2		2:17.364	9	41.816	128.3	1:07.709	122.7	24.875	116.6		2:14.400
5	42.485	129.6	1:07.092	<u>127.6</u>	25.036	116.8		2:14.613	10	42.548	127.3	<u>1:05.997</u>	125.9	24.556	118.7		2:13.101

34 Gregory Thornton (E)									Surtees TS11								
lap	Sect-1	Speed	Sect-2	Speed	Sect-3	Speed	TopSpeed	laptime pit	lap	Sect-1	Speed	Sect-2	Speed	Sect-3	Speed	Topspeed	laptime pit
1		153.9	1:03.719	148.1	23.705	139.9		2:08.523	6	37.905	156.1	1:03.660	144.3	23.693	135.9		2:05.258
2	39.424	156.4	1:03.705	146.8	23.938	139.0		2:07.067	7	39.800	151.1	1:04.013	144.3	23.894	139.3		2:07.707
3	38.414	156.4	1:03.864	150.1	23.420	142.7		2:05.698	8	38.179	<u>158.6</u>	1:01.926	<u>151.8</u>	23.642	127.2		2:03.747
4	38.438	155.7	1:04.653	148.1	23.489	141.1		2:06.580	9	38.643	156.4	<u>1:01.534</u>	150.8	<u>22.979</u>	<u>143.9</u>		<u>2:03.156</u>
5	38.744	156.1	1:02.838	150.8	23.235	142.7		2:04.817	10								



Session Start: 13:29:55 - Finish: 13:51:51
Weather/Track Conditions: Cloud / Dry
Circuit: Silverstone Historic Grand Prix
Track Length: 5.857 Km - 3.6394 miles

Silverstone International Trophy - 21 - 22 May 2016

Derek Bell Trophy/Classic Formula 3

Race 9 - Sector Analysis

46 Andy Huxtable (B)									Chevron B34										
lap	Sect-1	Speed	Sect-2	Speed	Sect-3	Speed	TopSpeed	laptime	pit	lap	Sect-1	Speed	Sect-2	Speed	Sect-3	Speed	Topspeed	laptime	pit
1		<u>133.3</u>	1:08.932	129.1	<u>24.685</u>	<u>122.9</u>		2:20.410		5	42.165	131.6	1:06.846	129.1	25.465	120.5		2:14.476	
2	42.281	132.4	1:08.511	125.4	25.896	120.0		2:16.688		6	41.998	130.8	1:06.772	128.8	25.377	118.7		2:14.147	
3	42.499	130.8	1:09.278	128.6	26.155	118.7		2:17.932		7	41.813	132.6	1:13.582	84.7				2:28.016	
4	42.947	132.6	1:08.882	<u>129.6</u>	26.243	119.4		2:18.072		8									

47 Frazer Gibney (B)									March 76B										
lap	Sect-1	Speed	Sect-2	Speed	Sect-3	Speed	TopSpeed	laptime	pit	lap	Sect-1	Speed	Sect-2	Speed	Sect-3	Speed	Topspeed	laptime	pit
1		<u>133.4</u>	1:08.354	123.6	26.090	120.9		2:22.714		6	40.965	129.1	1:05.287	125.4	25.294	120.2		2:11.546	
2	45.921	128.6	1:06.097	125.9	24.994	117.9		2:17.012		7	41.169	131.3	1:06.280	126.4	24.583	120.9		2:12.032	
3	41.638	128.8	1:07.789	124.5	25.836	116.6		2:15.263		8	40.480	131.1	1:04.933	127.1	25.392	120.5		2:10.805	
4	41.710	127.8	1:05.707	126.4	24.561	120.2		2:11.978		9	42.756	129.6	1:06.219	127.3	<u>24.283</u>	<u>122.0</u>		2:13.258	
5	40.326	130.1	1:04.223	<u>128.6</u>	24.773	120.0		2:09.322		10	41.600	128.6	1:06.342	127.3	24.372	120.9		2:12.314	

49 Keith Norris (B)									Chevron B49										
lap	Sect-1	Speed	Sect-2	Speed	Sect-3	Speed	TopSpeed	laptime	pit	lap	Sect-1	Speed	Sect-2	Speed	Sect-3	Speed	Topspeed	laptime	pit
1		128.3	1:09.425	127.8	26.287	112.8		2:26.053		3	43.128	<u>128.6</u>	1:18.356	92.7				2:46.190	
2	43.581	128.1	1:08.817	<u>128.6</u>	26.065	<u>118.7</u>		2:18.463		4									

51 Jennifer Ridgway (CFC)									Reynard SF78										
lap	Sect-1	Speed	Sect-2	Speed	Sect-3	Speed	TopSpeed	laptime	pit	lap	Sect-1	Speed	Sect-2	Speed	Sect-3	Speed	Topspeed	laptime	pit
1		<u>122.9</u>	1:15.031	118.1	28.121	108.5		2:36.532		6	46.499	120.3	1:11.592	117.5	28.013	107.5		2:26.104	
2	45.963	121.6	1:12.396	118.1	27.799	109.1		2:26.158		7	46.093	122.2	1:14.685	117.7	27.926	<u>110.5</u>		2:28.704	
3	<u>45.164</u>	120.9	1:13.310	118.6	27.494	109.8		2:25.968		8	46.005	120.9	1:12.380	117.7	27.595	109.6		2:25.980	
4	45.550	120.9	1:12.840	<u>118.8</u>	28.370	110.0		2:26.760		9	45.767	121.1	1:13.621	118.1	<u>26.994</u>	110.2		2:26.382	
5	46.971	120.9	1:13.273	118.1	27.539	108.7		2:27.783		10									

54 Andrew Smith (B)									March 79B										
lap	Sect-1	Speed	Sect-2	Speed	Sect-3	Speed	TopSpeed	laptime	pit	lap	Sect-1	Speed	Sect-2	Speed	Sect-3	Speed	Topspeed	laptime	pit
1		141.6	1:00.363	138.4	23.043	129.7		2:02.564		7	37.961	140.4	1:00.184	137.5	22.913	130.0		2:01.058	
2	37.681	141.0	59.516	<u>138.9</u>	22.818	129.5		2:00.015		8	<u>36.897</u>	<u>142.5</u>	1:00.768	138.7	22.959	130.2		2:00.624	
3	38.123	140.7	<u>58.949</u>	<u>138.9</u>	22.800	129.7		1:59.872		9	37.544	<u>142.5</u>	1:01.431	138.1	22.634	<u>130.7</u>		2:01.609	
4	37.636	141.0	59.544	<u>138.9</u>	22.800	130.5		1:59.980		10	37.444	141.6	1:02.325	138.4	22.815	130.0		2:02.584	
5	37.074	141.0	59.476	<u>138.9</u>	<u>22.514</u>	130.2		1:59.064		11	38.687	141.0	1:02.060	136.7	22.933	129.5		2:03.680	
6	37.722	141.0	59.907	138.4	22.837	130.0		2:00.466		12									

55 Judy Lyons (F)									Lola T332										
lap	Sect-1	Speed	Sect-2	Speed	Sect-3	Speed	TopSpeed	laptime	pit	lap	Sect-1	Speed	Sect-2	Speed	Sect-3	Speed	Topspeed	laptime	pit
1		<u>106.0</u>	1:31.342	81.3	33.161	88.2		3:13.719		5	1:03.743	81.2	1:48.523	86.9	35.086	83.2		3:27.352	
2	58.677	92.3	1:34.106	84.6	33.201	84.3		3:05.984		6	1:01.908	86.3	1:40.413	85.1	35.694	75.1		3:18.015	
3	1:06.726	81.6	1:42.748	76.4	34.855	83.9		3:24.329		7	1:06.691	88.5	1:43.212	<u>87.5</u>	37.577	77.2		3:27.480	
4	1:02.753	93.2	1:36.078	74.4	38.074	81.0		3:16.905		8									

69 Martyn Donn (B)									Lola T760										
lap	Sect-1	Speed	Sect-2	Speed	Sect-3	Speed	TopSpeed	laptime	pit	lap	Sect-1	Speed	Sect-2	Speed	Sect-3	Speed	Topspeed	laptime	pit
1		130.1	1:06.797	128.3	24.277	<u>121.6</u>		2:16.135		6	41.514	128.1	1:04.684	127.1	24.295	120.9		2:10.493	
2	41.597	<u>130.6</u>	1:04.722	<u>129.1</u>	24.122	120.2		2:10.441		7	42.184	129.8	1:05.489	126.6	24.285	120.7		2:11.958	
3	41.691	128.6	1:04.841	127.3	24.329	120.7		2:10.861		8	44.285	129.1	1:05.489	126.1	24.251	120.5		2:14.025	
4	41.739	128.6	1:04.838	127.6	24.284	120.5		2:10.861		9	42.755	129.1	1:05.273	126.6	24.582	120.5		2:12.610	
5	41.576	128.6	1:04.711	127.8	24.234	120.0		2:10.521		10	41.767	127.8	1:05.222	128.1	24.428	120.9		2:11.417	

71 Simon Taylor (F)									Chevron B28										
lap	Sect-1	Speed	Sect-2	Speed	Sect-3	Speed	TopSpeed	laptime	pit	lap	Sect-1	Speed	Sect-2	Speed	Sect-3	Speed	Topspeed	laptime	pit
1		130.3	1:07.990	136.1	25.323	133.4		2:22.164		6	40.462	153.6	1:05.992	146.2	<u>24.091</u>	<u>141.4</u>		2:10.545	
2	43.807	153.9	1:07.166	144.6	24.766	130.7		2:15.739		7	<u>39.725</u>	155.3	1:06.077	147.5	24.314	139.3		2:10.116	
3	41.650	152.9	1:07.419	145.9	24.832	139.0		2:13.901		8	40.880	155.0	1:07.050	136.4	26.468	132.3		2:14.398	
4	41.019	154.6	1:06.435	141.0	24.828	139.6		2:12.282		9	41.275	152.2	1:06.169	<u>147.8</u>	24.233	140.5		2:11.677	
5	40.306	<u>156.4</u>	1:05.799	140.7	24.489	140.5		2:10.594		10	40.820	154.6	1:06.170	133.9	24.492	140.5		2:11.482	



Silverstone International Trophy - 21 - 22 May 2016

Derek Bell Trophy/Classic Formula 3

Race 9 - Sector Analysis

72 Richard Trott (CFA)									Chevron B43										
lap	Sect-1	Speed	Sect-2	Speed	Sect-3	Speed	TopSpeed	laptime	pit	lap	Sect-1	Speed	Sect-2	Speed	Sect-3	Speed	Topspeed	laptime	pit
1		126.4	1:09.266	122.7	26.485	116.8		2:21.939		5	42.183	129.1	1:07.105	126.4	25.238	116.2		2:14.526	
2	46.249	128.8	1:08.680	125.2	25.900	115.8		2:20.829		6	42.434	125.4	1:06.453	125.7	25.388	117.6		2:14.275	
3	42.413	128.8	1:06.604	125.4	25.318	118.3		2:14.335		7	42.585	128.8	1:07.920	122.7	25.212	117.6		2:15.717	
4	42.436	129.1	1:08.124	124.3	25.692	116.0		2:16.252		8	41.811	127.3	1:08.198	123.8	27.786	66.4		2:17.795	

74 Frank Lyons (F)									Gurney Eagle FA74										
lap	Sect-1	Speed	Sect-2	Speed	Sect-3	Speed	TopSpeed	laptime	pit	lap	Sect-1	Speed	Sect-2	Speed	Sect-3	Speed	Topspeed	laptime	pit
1		150.8	1:04.798	134.5	24.155	131.8		2:11.057		7	40.310	147.2	1:05.167	133.2	24.698	128.2		2:10.175	
2	41.264	132.4	1:08.170	140.7	23.855	131.5		2:13.289		8	40.385	141.0	1:04.739	135.3	24.000	126.5		2:09.124	
3	39.954	146.2	1:04.963	131.6	24.150	127.9		2:09.067		9	39.543	147.2	1:04.401	129.3	24.787	127.5		2:08.731	
4	40.339	145.9	1:04.323	138.9	23.961	129.7		2:08.623		10	39.313	143.1	1:04.530	133.4	24.219	129.2		2:08.062	
5	40.263	146.8	1:03.978	137.0	24.017	132.6		2:08.258		11	40.293	139.2	1:04.167	136.4	24.465	125.7		2:08.925	
6	40.135	144.3	1:04.110	131.8	24.470	132.9		2:08.715		12									


77 Ian Flux (CFA)									March 783										
lap	Sect-1	Speed	Sect-2	Speed	Sect-3	Speed	TopSpeed	laptime	pit	lap	Sect-1	Speed	Sect-2	Speed	Sect-3	Speed	Topspeed	laptime	pit
1		131.8	1:07.983	122.0	25.988	117.0		2:21.448		6	41.722	125.9	1:05.988	124.7	24.908	117.0		2:12.618	
2	43.010	128.3	1:07.457	125.0	25.387	114.2		2:15.854		7	41.647	127.8	1:06.100	123.8	24.731	117.2		2:12.478	
3	42.596	127.3	1:09.524	125.2	25.390	116.2		2:17.510		8	41.422	128.1	1:06.126	124.7	25.111	117.2		2:12.659	
4	41.952	126.9	1:06.854	125.4	25.146	116.6		2:13.952		9	42.353	127.3	1:05.597	123.6	24.759	117.2		2:12.709	
5	41.914	127.1	1:06.063	125.2	25.114	116.8		2:13.091		10	41.443	126.4	1:06.501	124.0	25.945	114.0		2:13.889	

82 Paul Smith (CFA)									Martini Mk31										
lap	Sect-1	Speed	Sect-2	Speed	Sect-3	Speed	TopSpeed	laptime	pit	lap	Sect-1	Speed	Sect-2	Speed	Sect-3	Speed	Topspeed	laptime	pit
1		127.3	1:11.734	124.0	26.005	115.6		2:29.622		6	45.078	122.9	1:09.090	120.7	26.314	116.6		2:20.482	
2	43.557	126.4	1:09.368	125.7	26.264	115.8		2:19.189		7	42.976	126.1	1:10.083	122.9	25.948	116.2		2:19.007	
3	43.383	126.4	1:09.744	123.8	26.167	116.0		2:19.294		8	42.819	126.1	1:08.978	123.6	25.911	117.0		2:17.708	
4	43.343	125.0	1:10.143	124.3	26.293	115.2		2:19.779		9	43.375	125.7	1:09.290	123.8	26.800	113.2		2:19.465	
5	43.097	125.9	1:09.259	125.0	25.890	116.6		2:18.246		10	43.859	124.5	1:09.904	122.5	26.508	110.9		2:20.271	

111 Simon Jackson (CFA)									Chevron B43										
lap	Sect-1	Speed	Sect-2	Speed	Sect-3	Speed	TopSpeed	laptime	pit	lap	Sect-1	Speed	Sect-2	Speed	Sect-3	Speed	Topspeed	laptime	pit
1		130.3	1:07.625	128.3	25.154	117.2		2:17.945		6	41.784	131.1	1:06.328	128.6	24.933	118.5		2:13.045	
2	42.242	130.3	1:05.522	127.3	24.752	117.4		2:12.516		7	41.482	132.1	1:07.595	128.8	24.972	118.3		2:14.049	
3	41.764	130.3	1:05.653	127.3	24.729	118.7		2:12.146		8	40.942	132.9	1:06.132	127.3	25.528	118.9		2:12.602	
4	43.508	131.3	1:07.187	128.1	25.033	118.7		2:15.728		9	42.416	131.8	1:05.564	128.1	25.042	119.8		2:13.022	
5	41.156	131.1	1:06.087	128.3	25.021	118.5		2:12.264		10	41.525	130.1	1:05.303	128.1	24.909	118.9		2:11.737	

132 Steve Seaman (C)									Ralt RT1										
lap	Sect-1	Speed	Sect-2	Speed	Sect-3	Speed	TopSpeed	laptime	pit	lap	Sect-1	Speed	Sect-2	Speed	Sect-3	Speed	Topspeed	laptime	pit
1		131.1	1:11.513	118.8	25.799	123.2		2:28.086		6	41.564	139.2	1:06.866	131.1	26.238	120.7		2:14.668	
2	43.017	138.1	1:09.465	129.8	25.966	121.1		2:18.448		7	42.193	140.1	1:09.463	131.8	25.523	123.6		2:17.179	
3	43.317	138.9	1:08.841	132.6	25.633	123.2		2:17.791		8	41.525	140.1	1:07.402	132.9	25.230	126.2		2:14.157	
4	42.863	139.8	1:09.570	131.8	25.678	122.9		2:18.111		9	42.388	138.4	1:08.653	131.8	25.317	122.7		2:16.358	
5	42.775	138.1	1:07.875	131.6	25.510	123.9		2:16.160		10	41.841	138.7	1:07.769	132.4	25.439	118.1		2:15.049	

147 Adrian Langridge (CFB)									Dastle Mk10										
lap	Sect-1	Speed	Sect-2	Speed	Sect-3	Speed	TopSpeed	laptime	pit	lap	Sect-1	Speed	Sect-2	Speed	Sect-3	Speed	Topspeed	laptime	pit
1		116.9	1:12.859	117.1	26.755	108.0		2:31.583		6	43.927	117.5	1:09.588	113.9	26.531	108.5		2:20.046	
2	44.483	118.4	1:11.035	115.3	26.453	107.3		2:21.971		7	44.173	117.7	1:09.789	113.7	26.319	109.1		2:20.281	
3	44.356	117.3	1:09.954	113.7	26.515	108.2		2:20.825		8	44.547	116.9	1:09.803	112.8	26.429	107.6		2:20.779	
4	44.687	117.3	1:10.050	114.5	26.681	107.8		2:21.418		9	44.651	117.3	1:09.862	114.3	26.455	108.9		2:20.968	
5	43.944	117.7	1:09.624	115.3	26.428	108.2		2:19.996		10	43.929	117.5	1:09.291	115.3	26.659	109.1		2:19.879	



Session Start: 13:29:55 - Finish: 13:51:51
Weather/Track Conditions: Cloud / Dry
Circuit: Silverstone Historic Grand Prix
Track Length: 5.857 Km - 3.6394 miles

Silverstone International Trophy - 21 - 22 May 2016


Derek Bell Trophy/Classic Formula 3

Race 9 - Sector Analysis

169 Albert Clements (CFB)									Lotus 69								
lap	Sect-1	Speed	Sect-2	Speed	Sect-3	Speed	TopSpeed	laptime pit	lap	Sect-1	Speed	Sect-2	Speed	Sect-3	Speed	Topspeed	laptime pit
1		<u>116.9</u>	1:16.727	113.4	27.018	106.9		2:39.585	6	48.973	115.9	1:14.327	112.6	26.917	107.3		2:30.217
2	47.870	116.5	1:16.674	111.8	26.988	<u>107.8</u>		2:31.532	7	48.314	115.9	1:16.324	112.4	27.751	107.1		2:32.389
3	48.813	114.9	1:16.645	112.8	26.955	107.6		2:32.413	8	48.231	116.3	1:17.468	112.6	27.079	107.6		2:32.778
4	49.238	113.7	1:16.396	113.4	27.138	105.6		2:32.772	9	<u>47.855</u>	115.3	1:15.225	<u>113.6</u>	27.044	<u>107.8</u>		<u>2:30.124</u>
5	48.071	112.8	1:18.412	109.1	27.270	106.6		2:33.753	10								

171 Alan Cook (CC)									Mallock Mk20								
lap	Sect-1	Speed	Sect-2	Speed	Sect-3	Speed	TopSpeed	laptime pit	lap	Sect-1	Speed	Sect-2	Speed	Sect-3	Speed	Topspeed	laptime pit
1		<u>128.8</u>	1:09.994	<u>124.0</u>	25.496	117.0		2:25.035	6	41.862	124.7	1:06.714	123.8	25.163	117.9		2:13.739
2	43.764	123.4	1:08.487	121.8	25.892	115.0		2:18.143	7	41.567	126.4	1:07.703	122.0	<u>24.868</u>	116.8		2:14.138
3	42.240	126.9	1:07.075	123.4	25.265	117.4		2:14.580	8	<u>41.189</u>	125.2	1:07.190	122.2	25.148	117.2		<u>2:13.527</u>
4	42.307	125.7	1:08.242	122.2	25.488	116.2		2:16.037	9	41.463	123.6	1:09.372	121.1	25.206	<u>118.7</u>		2:16.041
5	42.865	125.2	1:06.949	123.1	25.167	117.9		2:14.981	10	44.232	124.5	1:07.942	123.4	25.276	116.4		2:17.450

782 Torgny Johansson (C)									March 782								
lap	Sect-1	Speed	Sect-2	Speed	Sect-3	Speed	TopSpeed	laptime pit	lap	Sect-1	Speed	Sect-2	Speed	Sect-3	Speed	Topspeed	laptime pit
1		143.1	1:09.897	125.9	25.433	127.2		2:21.879	6	41.619	140.4	1:07.038	134.5	25.453	128.7		2:14.110
2	41.424	143.4	1:07.416	137.5	25.071	129.0		2:13.911	7	<u>40.431</u>	<u>143.7</u>	1:06.143	137.8	24.717	127.9		<u>2:11.291</u>
3	41.026	141.3	1:06.488	138.9	24.474	129.0		2:11.988	8	40.554	142.2	1:07.504	132.9	26.083	127.5		2:14.141
4	41.378	141.9	1:08.272	132.6	24.647	129.5		2:14.297	9	41.906	141.3	1:06.230	<u>139.2</u>	24.391	129.7		2:12.527
5	40.924	142.5	1:06.080	138.9	24.814	<u>130.0</u>		2:11.818	10	42.140	140.7	1:05.882	135.6	<u>24.327</u>	<u>130.0</u>		2:12.349



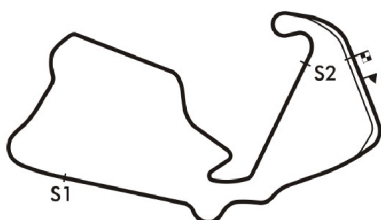
Session Start: 13:29:55 - Finish: 13:51:51
Weather/Track Conditions: Cloud / Dry
Circuit: Silverstone Historic Grand Prix
Track Length: 5.857 Km - 3.6394 miles

Silverstone International Trophy - 21 - 22 May 2016

Derek Bell Trophy/Classic Formula 3

Race 9 - Best Sector Times

POS	NO	DRIVER/S	Sector 1			Sector 2			Sector 3			IDEAL LAP	BEST LAP	On
			TIME	LAP	POS	TIME	LAP	POS	TIME	LAP	POS			
1	26	Michael Lyons	37.004	4	2	57.720	4	1	22.193	2	1	1:56.917	1:57.210	4
2	54	Andrew Smith	36.897	8	1	58.949	3	2	22.514	5	2	1:58.360	1:59.064	5
3	7	Neil Glover	38.060	10	5	1:01.963	7	5	23.201	8	5	2:03.224	2:03.329	8
4	13	Dean Forward	38.380	9	7	1:01.410	7	3	23.274	9	6	2:03.064	2:03.464	7
5	22	Mark Dwyer	38.038	8	4	1:01.966	8	6	23.165	3	4	2:03.169	2:03.598	8
6	30	Paul Campfield	38.309	6	6	1:03.458	6	7	23.837	1	7	2:05.604	2:05.921	6
7	74	Frank Lyons	39.313	10	8	1:03.978	5	8	23.855	2	8	2:07.146	2:08.062	10
8	17	Michael Bletsoe-Brown	40.201	5	10	1:04.642	9	10	23.950	8	9	2:08.793	2:09.412	9
9	69	Martyn Donn	41.514	6	17	1:04.684	6	11	24.122	2	11	2:10.320	2:10.441	2
10	71	Simon Taylor	39.725	7	9	1:05.799	5	16	24.091	6	10	2:09.615	2:10.116	7
11	111	Simon Jackson	40.942	8	13	1:05.303	10	12	24.729	3	18	2:10.974	2:11.737	10
12	47	Frazer Gibney	40.326	5	11	1:04.223	5	9	24.283	9	12	2:08.832	2:09.322	5
13	3	John Murphy	41.581	7	19	1:05.627	3	15	24.328	2	14	2:11.536	2:12.118	3
14	782	Torgny Johansson	40.431	7	12	1:05.882	10	17	24.327	10	13	2:10.640	2:11.291	7
15	32	David Shaw	41.084	8	14	1:05.337	8	13	24.625	7	16	2:11.046	2:11.694	8
16	77	Ian Flux	41.422	8	16	1:05.597	9	14	24.731	7	19	2:11.750	2:12.478	7
17	33	Matthew Wrigley	41.751	8	20	1:05.997	10	18	24.491	2	15	2:12.239	2:12.977	8
18	171	Alan Cook	41.189	8	15	1:06.714	6	21	24.868	7	20	2:12.771	2:13.527	8
19	8	Dominik Jackson	42.316	6	23	1:06.708	6	20	25.373	6	23	2:14.397	2:14.397	6
20	132	Steve Seaman	41.525	8	18	1:06.866	6	23	25.230	8	22	2:13.621	2:14.157	8
21	82	Paul Smith	42.819	8	24	1:08.978	8	25	25.890	5	24	2:17.687	2:17.708	8
22	147	Adrian Langridge	43.927	6	26	1:09.291	10	26	26.319	7	27	2:19.537	2:19.879	10
23	27	Glenn Eagling	44.263	5	27	1:10.181	4	27	26.227	3	26	2:20.671	2:20.930	4
24	51	Jennifer Ridgway	45.164	3	28	1:11.592	6	28	26.994	9	29	2:23.750	2:25.968	3
25	2	Michael Sidgwick	47.109	9	30	1:15.492	9	30	27.408	4	30	2:30.009	2:30.415	9
26	169	Albert Clements	47.855	9	31	1:14.327	6	29	26.917	6	28	2:29.099	2:30.124	9
27	10	Mark Hulme	46.793	7	29	1:15.964	4	31	27.481	4	31	2:30.238	2:31.605	9
28	34	Gregory Thornton	37.848	10	3	1:01.534	9	4	22.979	9	3	2:02.361	2:03.156	9
29	72	Richard Trott	41.811	8	21	1:06.453	6	19	25.212	7	21	2:13.476	2:14.275	6
30	46	Andy Huxtable	41.813	7	22	1:06.772	6	22	24.685	1	17	2:13.270	2:14.147	6
31	55	Judy Lyons	55.763	1	32	1:31.342	1	32	33.161	1	32	3:00.266	3:05.984	2
32	49	Keith Norris	43.128	3	25	1:08.817	2	24	26.065	2	25	2:18.010	2:18.463	2



Session Start: 13:29:55 - Finish: 13:51:51
Weather/Track Conditions: Cloud / Dry
Circuit: Silverstone Historic Grand Prix
Track Length: 5.857 Km - 3.6394 miles

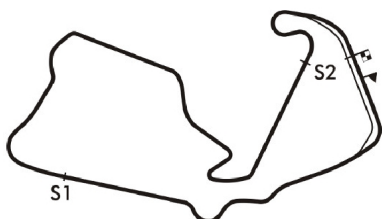


Silverstone International Trophy - 21 - 22 May 2016

Derek Bell Trophy/Classic Formula 3

Race 9 - Best Sector Speeds

	NO	SECTOR 1	MPH	NO	SECTOR 2	MPH	NO	SECTOR 3	MPH
1	30	Paul Campfield	160.5	26	Michael Lyons	154.3	34	Gregory Thornton	143.9
2	7	Neil Glover	158.6	34	Gregory Thornton	151.8	26	Michael Lyons	143.0
3	34	Gregory Thornton	158.6	7	Neil Glover	151.1	7	Neil Glover	142.7
4	22	Mark Dwyer	157.9	30	Paul Campfield	151.1	30	Paul Campfield	142.0
5	71	Simon Taylor	156.4	22	Mark Dwyer	148.8	71	Simon Taylor	141.4
6	26	Michael Lyons	155.0	71	Simon Taylor	147.8	22	Mark Dwyer	140.8
7	74	Frank Lyons	150.8	13	Dean Forward	143.7	13	Dean Forward	134.8
8	13	Dean Forward	145.9	74	Frank Lyons	140.7	74	Frank Lyons	132.9
9	782	Torgny Johansson	143.7	782	Torgny Johansson	139.2	17	Michael Bletsoe-Brown	131.3
10	54	Andrew Smith	142.5	54	Andrew Smith	138.9	54	Andrew Smith	130.7
11	17	Michael Bletsoe-Brown	141.9	17	Michael Bletsoe-Brown	137.5	782	Torgny Johansson	130.0
12	132	Steve Seaman	140.1	132	Steve Seaman	132.9	132	Steve Seaman	126.2
13	46	Andy Huxtable	135.3	2	Michael Sidgwick	130.6	46	Andy Huxtable	122.9
14	47	Frazer Gibney	133.4	46	Andy Huxtable	129.6	3	John Murphy	122.2
15	111	Simon Jackson	132.9	3	John Murphy	129.1	47	Frazer Gibney	122.0
16	3	John Murphy	132.1	69	Martyn Donn	129.1	69	Martyn Donn	121.6
17	77	Ian Flux	131.8	111	Simon Jackson	128.8	111	Simon Jackson	119.8
18	33	Matthew Wrigley	131.1	47	Frazer Gibney	128.6	33	Matthew Wrigley	119.1
19	69	Martyn Donn	130.6	49	Keith Norris	128.6	49	Keith Norris	118.7
20	72	Richard Trott	129.1	33	Matthew Wrigley	127.6	171	Alan Cook	118.7
21	32	David Shaw	128.8	72	Richard Trott	126.4	2	Michael Sidgwick	118.5
22	171	Alan Cook	128.8	82	Paul Smith	125.7	72	Richard Trott	118.3
23	49	Keith Norris	128.6	32	David Shaw	125.4	32	David Shaw	118.1
24	2	Michael Sidgwick	127.6	77	Ian Flux	125.4	77	Ian Flux	117.2
25	82	Paul Smith	127.3	171	Alan Cook	124.0	82	Paul Smith	117.0
26	10	Mark Hulme	125.7	8	Dominik Jackson	120.3	8	Dominik Jackson	114.4
27	51	Jennifer Ridgway	122.9	51	Jennifer Ridgway	118.8	10	Mark Hulme	114.4
28	8	Dominik Jackson	122.7	10	Mark Hulme	118.4	51	Jennifer Ridgway	110.5
29	27	Glenn Eagling	119.4	147	Adrian Langridge	117.1	27	Glenn Eagling	109.8
30	147	Adrian Langridge	118.4	27	Glenn Eagling	115.9	147	Adrian Langridge	109.1
31	169	Albert Clements	116.9	169	Albert Clements	113.6	169	Albert Clements	107.8
32	55	Judy Lyons	106.0	55	Judy Lyons	87.5	55	Judy Lyons	89.2



Session Start: 13:29:55 - Finish: 13:51:51
Weather/Track Conditions: Cloud / Dry
Circuit: Silverstone Historic Grand Prix
Track Length: 5.857 Km - 3.6394 miles

Silverstone International Trophy - 21 - 22 May 2016

Derek Bell Trophy/Classic Formula 3

Race 9 - Lap Chart

Lap 1			Lap 2			Lap 3			Lap 4			Lap 5			Lap 6		
NO	Behind	Laptime	NO	Behind	Laptime	NO	Behind	Laptime	NO	Behind	Laptime	NO	Behind	Laptime	NO	Behind	Laptime
26		1:58.451	26		1:59.227	26		1:58.302	26		1:57.210	26		1:58.658	26		1:58.932
54	4.113	2:02.564	54	4.901	2:00.015	54	6.471	1:59.872	54	9.241	1:59.980	51	1 LAP	2:26.760	147	1 LAP	2:19.996
34	10.072	2:08.523	7	17.204	2:05.921	55	1 LAP	3:05.984	7	34.500	2:07.027	54	9.647	1:59.064	27	1 LAP	2:21.073
7	10.510	2:08.961	34	17.912	2:07.067	7	24.683	2:05.781	34	34.678	2:06.580	2	1 LAP	2:31.855	54	11.181	2:00.466
74	12.606	2:11.057	22	22.361	2:05.095	34	25.308	2:05.698	22	36.257	2:05.041	169	1 LAP	2:32.772	51	1 LAP	2:27.783
30	14.563	2:13.014	30	22.984	2:07.648	22	28.426	2:04.367	13	39.644	2:05.942	10	1 LAP	2:32.072	34	47.163	2:05.258
13	15.271	2:13.722	13	23.534	2:07.490	13	30.912	2:05.680	30	42.338	2:07.439	34	40.837	2:04.817	22	51.623	2:07.009
22	16.493	2:14.944	74	26.668	2:13.289	30	32.109	2:07.427	74	48.846	2:08.623	22	43.546	2:05.947	7	53.582	2:04.794
69	17.684	2:16.135	69	28.898	2:10.441	74	37.433	2:09.067	69	55.108	2:10.861	7	47.720	2:11.878	13	54.390	2:04.899
111	19.494	2:17.945	111	32.783	2:12.516	69	41.457	2:10.861	17	1:00.807	2:10.641	13	48.423	2:07.437	2	1 LAP	2:31.806
3	19.609	2:18.060	3	32.926	2:12.544	111	46.627	2:12.146	3	1:03.505	2:13.973	30	50.648	2:06.968	30	57.637	2:05.921
8	21.645	2:20.096	17	35.056	2:12.141	3	46.742	2:12.118	111	1:05.145	2:15.728	74	58.446	2:08.258	169	1 LAP	2:33.753
46	21.959	2:20.410	782	38.112	2:13.911	17	47.376	2:10.622	782	1:08.885	2:14.297	69	1:06.971	2:10.521	10	1 LAP	2:33.695
17	22.142	2:20.593	46	39.420	2:16.688	782	51.798	2:11.988	71	1:10.896	2:12.282	17	1:11.720	2:09.571	74	1:08.229	2:08.715
77	22.997	2:21.448	77	39.624	2:15.854	71	55.824	2:13.901	47	1:13.777	2:11.978	3	1:17.215	2:12.368	55	2 LAPS	3:16.905
782	23.428	2:21.879	8	40.144	2:17.726	77	58.832	2:17.510	77	1:15.574	2:13.952	111	1:18.751	2:12.264	69	1:18.532	2:10.493
72	23.488	2:21.939	71	40.225	2:15.739	47	59.009	2:15.263	32	1:18.758	2:16.429	782	1:22.045	2:11.818	17	1:23.994	2:11.206
71	23.713	2:22.164	47	42.048	2:17.012	46	59.050	2:17.932	46	1:19.912	2:18.072	71	1:22.832	2:10.594	3	1:32.287	2:14.004
47	24.263	2:22.714	32	42.567	2:16.375	32	59.539	2:15.274	72	1:20.165	2:16.252	47	1:24.441	2:09.322	111	1:32.864	2:13.045
32	25.419	2:23.870	33	43.522	2:14.848	33	1:00.113	2:14.893	33	1:20.267	2:17.364	77	1:30.007	2:13.091	71	1:34.445	2:10.545
171	26.584	2:25.035	72	45.090	2:20.829	8	1:00.384	2:18.542	171	1:20.605	2:16.037	32	1:32.216	2:12.116	47	1:37.055	2:11.546
49	27.602	2:26.053	171	45.500	2:18.143	72	1:01.123	2:14.335	8	1:20.792	2:17.618	46	1:35.730	2:14.476	782	1:37.223	2:14.110
33	27.901	2:26.352	49	46.838	2:18.463	171	1:01.778	2:14.580	132	1:29.246	2:18.111	72	1:36.033	2:14.526	77	1:43.693	2:12.618
132	29.635	2:28.086	132	48.856	2:18.448	132	1:08.345	2:17.791	82	1:34.694	2:19.779	33	1:36.222	2:14.613	32	1:45.394	2:12.110
82	31.171	2:29.622	82	51.133	2:19.189	82	1:12.125	2:19.294	147	1:42.607	2:21.418	171	1:36.928	2:14.981	46	1:50.945	2:14.147
27	32.544	2:30.995	147	55.876	2:21.971	147	1:18.399	2:20.825	27	1:43.289	2:20.930	8	1:38.110	2:15.976	72	1:51.376	2:14.275
147	33.132	2:31.583	27	56.059	2:22.742	27	1:19.569	2:21.812	55	1 LAP	3:24.329	132	1:46.748	2:16.160	171	1:51.735	2:13.739
51	38.081	2:36.532	51	1:05.012	2:26.158	51	1:32.678	2:25.968				82	1:54.282	2:18.246	33	1:52.048	2:14.758
2	39.263	2:37.714	2	1:12.935	2:32.899	49	1:34.726	2:46.190							8	1:53.575	2:14.397
169	41.134	2:39.585	169	1:13.439	2:31.532	2	1:46.927	2:32.294									
10	44.928	2:43.379	10	1:20.801	2:35.100	169	1:47.550	2:32.413									
55	1:15.268	3:13.719				10	1:55.134	2:32.635									

Session Start: 13:29:55 - Finish: 13:51:51
Weather/Track Conditions: Cloud / Dry
Circuit: Silverstone Historic Grand Prix
Track Length: 5.857 Km - 3.6394 miles

Silverstone International Trophy - 21 - 22 May 2016

Derek Bell Trophy/Classic Formula 3

Race 9 - Lap Chart

Lap 7			Lap 8			Lap 9			Lap 10			Lap 11		
NO	Behind	Laptime	NO	Behind	Laptime	NO	Behind	Laptime	NO	Behind	Laptime	NO	Behind	Laptime
26		1:59.234	26		2:01.367	26		2:00.826	26		2:02.634	26		2:00.870
132	1 LAP	2:14.668	171	1 LAP	2:14.138	169	2 LAPS	2:32.389	71	1 LAP	2:11.677	69	1 LAP	2:11.417
54	13.005	2:01.058	72	1 LAP	2:15.717	782	1 LAP	2:14.141	111	1 LAP	2:13.022	51	2 LAPS	2:26.382
82	1 LAP	2:20.482	33	1 LAP	2:15.239	77	1 LAP	2:12.659	3	1 LAP	2:14.101	54	15.805	2:03.680
147	1 LAP	2:20.046	8	1 LAP	2:15.790	32	1 LAP	2:11.694	47	1 LAP	2:13.258	71	1 LAP	2:11.482
27	1 LAP	2:29.094	54	12.262	2:00.624	10	2 LAPS	2:33.475	782	1 LAP	2:12.527	111	1 LAP	2:11.737
34	55.636	2:07.707	46	1 LAP	2:28.016	54	13.045	2:01.609	54	12.995	2:02.584	47	1 LAP	2:12.314
22	57.543	2:05.154	132	1 LAP	2:17.179	171	1 LAP	2:13.527	77	1 LAP	2:12.709	3	1 LAP	2:14.181
7	58.009	2:03.661	82	1 LAP	2:19.007	33	1 LAP	2:12.977	32	1 LAP	2:12.809	782	1 LAP	2:12.349
13	58.620	2:03.464	55	3 LAPS	3:27.352	8	1 LAP	2:15.133	2	2 LAPS	2:33.455	32	1 LAP	2:13.671
51	1 LAP	2:26.104	147	1 LAP	2:20.281	72	1 LAP	2:17.795	169	2 LAPS	2:32.778	77	1 LAP	2:13.889
30	1:05.415	2:07.012	27	1 LAP	2:22.618	132	1 LAP	2:14.157	33	1 LAP	2:14.400	33	1 LAP	2:13.101
74	1:19.170	2:10.175	34	58.016	2:03.747	82	1 LAP	2:17.708	171	1 LAP	2:16.041	171	1 LAP	2:17.450
2	1 LAP	2:33.068	22	59.774	2:03.598	34	1:00.346	2:03.156	8	1 LAP	2:15.583	8	1 LAP	2:16.748
169	1 LAP	2:30.217	7	59.971	2:03.329	7	1:04.252	2:05.107	10	2 LAPS	2:32.893	2	2 LAPS	2:30.415
69	1:31.256	2:11.958	13	1:01.173	2:03.920	22	1:04.673	2:05.725	132	1 LAP	2:16.358	169	2 LAPS	2:30.124
17	1:35.758	2:10.998	30	1:11.457	2:07.409	147	1 LAP	2:20.779	7	1:06.082	2:04.464	132	1 LAP	2:15.049
10	1 LAP	2:31.973	51	1 LAP	2:28.704	13	1:05.046	2:04.699	13	1:06.442	2:04.030	7	1:11.076	2:05.864
71	1:45.327	2:10.116	74	1:26.927	2:09.124	30	1:20.234	2:09.603	82	1 LAP	2:19.465	10	2 LAPS	2:31.605
3	1:46.560	2:13.507	69	1:43.914	2:14.025	27	1 LAP	2:25.525	22	1:16.153	2:14.114	13	1:11.256	2:05.684
111	1:47.679	2:14.049	17	1:44.816	2:10.425	74	1:34.832	2:08.731	147	1 LAP	2:20.968	55	4 LAPS	3:27.480
782	1:49.280	2:11.291	3	1:58.253	2:13.060	51	1 LAP	2:25.980	30	1:25.887	2:08.287	22	1:27.346	2:12.063
47	1:49.853	2:12.032	71	1:58.358	2:14.398	17	1:53.402	2:09.412	74	1:40.260	2:08.062	82	1 LAP	2:20.271
77	1:56.937	2:12.478	111	1:58.914	2:12.602	55	3 LAPS	3:18.015	27	1 LAP	2:23.205	30	1:32.691	2:07.674
32	1:58.016	2:11.856	47	1:59.291	2:10.805	69	1:55.698	2:12.610	17	2:00.778	2:10.010	147	1 LAP	2:19.879
			2	1 LAP	2:31.514							74	1:48.315	2:08.925
												27	1 LAP	2:23.204
												17	2:11.076	2:11.168

Session Start: 13:29:55 - Finish: 13:51:51
Weather/Track Conditions: Cloud / Dry
Circuit: Silverstone Historic Grand Prix
Track Length: 5.857 Km - 3.6394 miles

Silverstone International Trophy - 21 - 22 May 2016

Pre 80 Endurance

Race 10 - Classification

Sheet No:

POS	NO	DRIVER/S	CLASS	CLASS POS	CAR MAKE / MODEL	TIME	LAPS	GAP	DIFF	MPH	BEST	ON
1	2	Voyazides-Wolfe	SP4	1	Lola T280	51:33.718	24	-- 24 laps		101.6	2:02.970	24
2	19	O'Connell-Watson	SP1	1	Chevron B19	52:11.538	24	37.820	37.820	100.4	2:04.303	2
3	60	John Burton	SP3	1	Chevron B26	52:52.192	24	1:18.474	40.654	99.12	2:05.644	2
4	67	Michele Liguori	SP3	2	Lola T296	54:43.420	24	3:09.702	1:51.228	95.77	2:08.170	2
5	21	Robert Parker	SP3	3	Osella PA5	53:59.207	23	-- 23 laps	1:25.655	93.03	2:12.750	12
6	172	Sleep-Wykeham	SP2	1	Lola T70 Mk3	51:53.604	22	-- 22 laps	23.274	92.57	2:13.405	15
7	65	Axisa-Pearson	S20	1	Tiga SC79	52:13.292	21	-- 21 laps	2:34.358	87.81	2:20.177	12
8	86	Hans Huebner	GT2	1	Porsche Carrera	52:21.919	21	8.627	8.627	87.56	2:23.287	14
9	72	Jonathan Loader	S20	2	Tiga SC80	52:23.888	21	10.596	1.969	87.51	2:22.251	18
10	15	Graeme Cooksley	S20	3	Tiga SC81	52:37.880	21	24.588	13.992	87.12	2:22.345	18
11	26	George Douglas	SP1	2	Martin BM9	53:07.403	21	54.111	29.523	86.31	2:23.852	11
12	75	N Stevenson-P Stevenson	S20	4	Lola T492	53:19.760	21	1:06.468	12.357	85.99	2:23.883	10
13	150	R Brooks-V Brooks	INV	1	Lola T212	52:35.649	20	-- 20 laps	1:43.035	83.03	2:15.778	9
14	79	Philippe Lambilliotte	SP1	3	Chevron B8	52:49.465	20	13.816	13.816	82.67	2:27.315	20
15	71	Wilson-Williams	GT1	1	Porsche 911	52:06.479	19	-- 19 laps	1:44.329	79.62	2:32.800	14
16	38	Adam Simmonds	SP2	2	BMCD Huffaker Genie	52:25.636	18	-- 18 laps	2:53.311	74.97	2:41.383	16
17	62	Michel Dupont	S20	5	Lola T590	52:46.658	18	21.022	21.022	74.47	2:47.097	16
----- NOT CLASSIFIED -----												
DNC	179	Andreas Floth	S20		Lola T492	41:52.260	16	-- 16 laps		83.44	2:31.511	13
DNC	12	Peter Hallford	GT1		Chevrolet Corvette	36:05.106	14	-- 14 laps		84.72	2:23.141	10
DNC	24	Vic Nutter	SP3		Osella PA3	8:26.228	3	-- 3 laps --	1:03.367	77.64	2:15.677	2
DNC	39	Daryl Taylor	SP1		Chevron B8	19:10.758	1	-- 1 laps --	16:51.06	11.38		

----- FASTEST LAP SUMMARY -----

NO	DRIVER/S	CLASS	CAR MAKE / MODEL	FASTEST LAP	ON	MPH
2	Voyazides-Wolfe	SP4	Lola T280	2:02.970	24	106.54
19	O'Connell-Watson	SP1	Chevron B19	2:04.303	2	105.40
60	John Burton	SP3	Chevron B26	2:05.644	2	104.28
172	Sleep-Wykeham	SP2	Lola T70 Mk3	2:13.405	15	98.21
150	R Brooks-V Brooks	INV	Lola T212	2:15.778	9	96.49
65	Axisa-Pearson	S20	Tiga SC79	2:20.177	12	93.47
12	Peter Hallford	GT1	Chevrolet Corvette	2:23.141	10	91.53
86	Hans Huebner	GT2	Porsche Carrera	2:23.287	14	91.44

CAR 79 - 30 second penalty (Missing pit window)
 CAR 67 - 1 minute penalty (Track Limits)

Session Start: 14:04:20 - Finish: 14:55:54
 Weather/Track Conditions: Cloud / Dry
 Circuit: Silverstone Historic Grand Prix
 Track Length: 5.857 Km - 3.6394 miles

These results are provisional until the conclusion of any judicial and technical matters.

Clerk of the Course: <div style="text-align: right;">Julian Floyd</div>	Timekeeper: <div style="text-align: right;">Nick Palmer</div>	Issued at:
--	--	------------

Silverstone International Trophy - 21 - 22 May 2016

Pre 80 Endurance

Race 10 - Sector Analysis

2 Voyazides-Wolfe (SP4)									Lola T280									
lap	Sect-1	Speed	Sect-2	Speed	Sect-3	Speed	TopSpeed	laptme pit	lap	Sect-1	Speed	Sect-2	Speed	Sect-3	Speed	Topspeed	laptme	pit
1		155.0	1:03.526	137.2	23.489	143.3		2:07.227	13	39.084	156.1	1:02.778	146.2				2:07.628	
2	39.247	158.3	1:02.136	148.1	23.479	142.0		2:04.862	14	Out	154.3	1:03.240	145.6	23.746	143.0		3:31.293	P
3	38.394	157.9	1:02.128	139.8	23.225	143.6		2:03.747	15	38.609	157.9	1:03.247	144.6	24.061	142.4		2:05.917	
4	39.289	158.6	1:03.051	145.9	23.691	134.8		2:06.031	16	37.989	156.1	1:03.107	149.1	23.236	142.7		2:04.332	
5	39.085	158.3	1:02.495	143.7	23.326	143.9		2:04.906	17	38.160	158.3	1:01.454	151.1	23.467	142.4		2:03.081	
6	38.803	157.9	1:04.409	145.3	23.604	142.4		2:06.816	18	37.806	158.6	1:01.995	150.8	23.959	142.0		2:03.760	
7	38.607	159.0	1:03.418	143.7	23.999	132.1		2:06.024	19	38.252	159.4	1:04.549	148.1	23.601	143.6		2:06.402	
8	39.635	156.8	1:03.243	145.6	23.486	142.7		2:06.364	20	38.149	159.4	1:03.009	150.8	23.805	140.8		2:04.963	
9	38.855	156.1	1:03.486	141.0	23.741	141.1		2:06.082	21	38.175	159.8	1:01.305	152.9	23.827	142.0		2:03.307	
10	38.319	157.2	1:02.686	144.9	24.000	139.3		2:05.005	22	38.153	159.8	1:03.128	144.9	24.032	142.0		2:05.313	
11	39.038	158.3	1:03.339	146.2	23.649	142.0		2:06.026	23	38.328	162.1	1:02.562	151.1	23.651	142.0		2:04.541	
12	39.464	155.0	1:03.681	145.9	23.976	139.0		2:07.121	24	38.469	159.4	1:00.891	150.5	23.610	141.4		2:02.970	

12 Peter Hallford (GT1)									Chevrolet Corvette									
lap	Sect-1	Speed	Sect-2	Speed	Sect-3	Speed	TopSpeed	laptme pit	lap	Sect-1	Speed	Sect-2	Speed	Sect-3	Speed	Topspeed	laptme	pit
1		143.4	1:14.978	119.6	27.710	123.9		2:33.865	8	44.015	136.1	1:12.531	122.7	26.744	125.5		2:23.290	
2	44.899	131.1	1:12.408	128.8	27.313	125.7		2:24.620	9	45.422	144.9	1:13.302	120.3	27.160	129.2		2:25.884	
3	44.255	141.9	1:13.507	129.6	26.614	131.0		2:24.376	10	44.063	136.7	1:12.132	122.5	26.946	127.2		2:23.141	
4	45.120	145.9	1:11.780	124.7	26.519	129.5		2:23.419	11	44.055	138.9	1:13.222	132.9	26.885	125.5		2:24.162	
5	44.534	146.2	1:14.726	122.9	26.589	130.2		2:25.849	12	43.844	141.9	1:12.538	121.4	27.123	126.2		2:23.505	
6	45.032	139.2	1:14.309	112.0	27.436	126.2		2:26.777	13	44.266	141.9	1:34.744	118.8				2:50.585	
7	46.750	135.8	1:13.396	126.1	26.568	129.7		2:26.714	14	Out	133.7	1:20.643	81.8	In			4:08.919	P

15 Graeme Cooksley (S20)									Tiga SC81									
lap	Sect-1	Speed	Sect-2	Speed	Sect-3	Speed	TopSpeed	laptme pit	lap	Sect-1	Speed	Sect-2	Speed	Sect-3	Speed	Topspeed	laptme	pit
1		120.3	1:14.514	115.9	27.420	108.5		2:34.354	12	Out	119.8	1:11.381	116.1	27.286	107.8		3:52.816	P
2	46.615	121.8	1:13.615	116.3	27.298	108.0		2:27.528	13	45.361	121.4	1:13.360	117.1	26.825	109.8		2:25.546	
3	46.131	121.4	1:12.326	116.5	27.159	109.1		2:25.616	14	46.763	119.6	1:14.845	114.1	26.963	108.7		2:28.571	
4	46.958	120.9	1:13.142	116.5	27.146	108.5		2:27.246	15	45.126	121.6	1:10.966	116.1	27.317	107.8		2:23.409	
5	45.948	121.4	1:12.363	115.5	26.922	108.3		2:25.233	16	44.680	120.7	1:11.924	114.3	27.223	107.8		2:23.827	
6	46.776	121.1	1:12.551	116.3	26.958	108.5		2:26.285	17	44.872	120.9	1:11.582	114.9	26.699	108.3		2:23.153	
7	47.125	120.1	1:11.602	116.5	26.812	109.1		2:25.539	18	44.324	122.2	1:11.361	115.5	26.660	108.5		2:22.345	
8	46.863	119.8	1:11.575	115.5	26.863	109.2		2:25.301	19	44.459	121.8	1:20.309	110.2	27.369	108.2		2:32.137	
9	45.390	119.0	1:11.169	115.1	27.047	108.3		2:23.606	20	45.676	121.6	1:12.236	115.1	27.122	108.7		2:25.034	
10	47.829	118.6	1:12.117	114.3	27.276	108.2		2:27.222	21	45.437	121.8	1:14.626	113.6	26.867	110.9		2:26.930	
11	45.745	120.3	1:10.967	115.3				2:26.182	22									

19 O'Connell-Watson (SP1)									Chevron B19									
lap	Sect-1	Speed	Sect-2	Speed	Sect-3	Speed	TopSpeed	laptme pit	lap	Sect-1	Speed	Sect-2	Speed	Sect-3	Speed	Topspeed	laptme	pit
1		145.9	1:02.272	142.5	23.765	129.5		2:06.853	13	39.617	146.2	1:02.776	142.2	24.223	129.5		2:06.616	
2	39.147	146.2	1:01.504	143.1	23.652	129.7		2:04.303	14	39.266	145.9	1:02.845	142.2	23.941	129.5		2:06.052	
3	38.873	146.5	1:01.775	142.8	23.681	129.0		2:04.329	15	39.899	145.6	1:03.375	142.2				2:09.636	
4	39.375	145.9	1:02.575	142.8	23.806	129.0		2:05.756	16	Out	144.0	1:03.375	141.6	23.894	129.7		3:32.142	P
5	39.333	144.6	1:02.191	142.8	23.897	129.0		2:05.421	17	39.163	146.5	1:02.406	141.9	23.886	128.7		2:05.455	
6	40.156	146.2	1:03.470	141.6	23.971	130.7		2:07.597	18	39.214	146.2	1:02.552	141.6	24.084	128.4		2:05.850	
7	39.396	145.9	1:03.013	144.0	23.909	129.7		2:06.318	19	39.772	145.6	1:03.328	139.8	24.136	129.2		2:07.236	
8	40.240	146.2	1:02.581	142.5	23.906	129.7		2:06.727	20	39.675	146.8	1:03.317	141.9	24.104	129.5		2:07.096	
9	39.295	145.6	1:02.485	143.1	23.994	130.0		2:05.774	21	40.047	146.5	1:04.689	139.5	24.594	128.4		2:09.330	
10	39.126	145.6	1:02.459	142.5	23.872	130.5		2:05.457	22	40.032	146.5	1:04.763	140.4	24.519	127.9		2:09.314	
11	39.769	146.5	1:03.200	141.9	23.855	130.0		2:06.824	23	40.510	146.2	1:04.216	143.1	23.887	129.2		2:08.613	
12	39.772	145.3	1:02.781	141.0	24.086	129.7		2:06.639	24	42.082	146.2	1:05.233	139.2	24.885	127.0		2:12.200	



Session Start: 14:04:20 - Finish: 14:55:54

Weather/Track Conditions: Cloud / Dry

Circuit: Silverstone Historic Grand Prix

Track Length: 5.857 Km - 3.6394 miles

Silverstone International Trophy - 21 - 22 May 2016

Pre 80 Endurance

Race 10 - Sector Analysis


21 Robert Parker (SP3)									Osella PA5								
lap	Sect-1	Speed	Sect-2	Speed	Sect-3	Speed	TopSpeed	laptime pit	lap	Sect-1	Speed	Sect-2	Speed	Sect-3	Speed	Topspeed	laptime pit
1		141.0	1:30.881	134.2	25.353	124.6		2:39.192	13	41.464	140.4	1:06.420	136.4	25.321	124.6		2:13.205
2	44.293	140.7	1:08.514	136.4	26.056	126.5		2:18.863	14	41.841	141.6	1:06.772	135.3	24.823	126.7		2:13.436
3	43.533	<u>142.2</u>	1:09.237	135.6	25.362	125.7		2:18.132	15	43.531	139.8	1:09.177	135.0	24.985	127.2		2:17.693
4	43.514	140.4	1:08.331	134.8	25.488	126.0		2:17.333	16	41.911	140.4	1:08.843	135.8	25.042	124.8		2:15.796
5	42.984	139.8	1:08.674	135.6	25.547	126.5		2:17.205	17	42.225	139.8	1:06.956	131.6	25.446	125.5		2:14.627
6	43.598	140.7	1:07.339	135.8	25.010	126.2		2:15.947	18	41.876	141.6	1:06.607	135.3	25.114	125.5		2:13.597
7	42.374	140.1	1:07.272	136.1	24.954	125.7		2:14.600	19	43.826	140.1	1:09.406	133.4	25.389	124.8		2:18.621
8	41.847	140.4	1:06.367	135.8	24.753	126.2		2:12.967	20	40.981	141.9	1:07.783	135.8	25.318	126.7		2:14.082
9	42.122	138.7	1:07.621	133.7	25.015	126.5		2:14.758	21	43.741	141.0	1:07.318	135.6	24.911	<u>128.4</u>		2:15.970
10	41.750	139.5	1:08.858	129.8				2:20.026	22	41.230	141.9	1:09.897	129.6	25.102	124.8		2:16.229
11	Out	138.7	<u>1:06.159</u>	<u>136.7</u>	25.356	125.3		3:35.301 P	23	43.374	135.6	1:18.542	129.1	26.961	117.2		2:28.877
12	41.332	141.9	1:06.710	135.0	<u>24.708</u>	125.0		<u>2:12.750</u>	24								

24 Vic Nutter (SP3)									Osella PA3								
lap	Sect-1	Speed	Sect-2	Speed	Sect-3	Speed	TopSpeed	laptime pit	lap	Sect-1	Speed	Sect-2	Speed	Sect-3	Speed	Topspeed	laptime pit
1		<u>137.8</u>	1:09.952	129.8	25.129	<u>122.7</u>		2:19.693	3	42.484	137.0	<u>1:07.731</u>	<u>130.6</u>				3:50.858
2	42.534	137.2	1:08.151	<u>130.6</u>	<u>24.992</u>	121.8		<u>2:15.677</u>	4								

26 George Douglas (SP1)									Martin BM9								
lap	Sect-1	Speed	Sect-2	Speed	Sect-3	Speed	TopSpeed	laptime pit	lap	Sect-1	Speed	Sect-2	Speed	Sect-3	Speed	Topspeed	laptime pit
1		135.6	1:11.760	124.3	26.681	120.7		2:28.711	12	44.837	130.3	1:13.032	123.1	26.801	114.4		2:24.670
2	45.168	133.4	1:13.281	119.2	27.578	118.3		2:26.027	13	45.150	133.4	<u>1:11.401</u>	122.5	27.307	115.6		2:23.858
3	46.330	132.1	1:13.165	125.2	27.076	111.5		2:26.571	14	47.779	122.5	1:14.652	111.3				2:43.558
4	47.074	133.9	1:12.549	<u>129.8</u>	26.021	<u>123.6</u>		2:25.644	15	Out	130.1	1:12.748	124.7	26.988	112.4		4:17.801 P
5	45.127	<u>137.0</u>	1:12.679	126.4	26.470	119.1		2:24.276	16	44.730	131.3	1:13.040	123.6	26.984	116.4		2:24.754
6	45.943	134.5	1:12.768	126.6	26.823	115.4		2:25.534	17	44.584	131.3	1:12.766	124.3	26.962	117.6		2:24.312
7	45.703	136.4	1:11.793	126.6	27.297	114.0		2:24.793	18	44.460	132.4	1:14.446	122.7	26.740	114.6		2:25.646
8	45.749	135.0	1:12.674	123.4	<u>25.896</u>	120.0		2:24.319	19	45.821	128.8	1:13.376	116.5	27.755	112.4		2:26.952
9	45.342	131.3	1:13.624	126.6	<u>26.162</u>	115.2		2:25.128	20	46.007	127.1	1:15.865	125.7	27.308	110.7		2:29.180
10	45.049	132.9	1:13.203	122.7	26.789	119.8		2:25.041	21	45.736	128.6	1:14.073	120.9	26.967	108.3		2:26.776
11	46.238	132.1	1:11.579	124.7	26.035	114.8		<u>2:23.852</u>	22								

38 Adam Simmonds (SP2)									BMCD Huffaker Genie Mk10								
lap	Sect-1	Speed	Sect-2	Speed	Sect-3	Speed	TopSpeed	laptime pit	lap	Sect-1	Speed	Sect-2	Speed	Sect-3	Speed	Topspeed	laptime pit
1				113.9	31.832	106.1		3:00.756	10				107.7				2:58.899
2				103.2	31.905	103.4		2:55.197	11	Out		In	112.6	30.279			4:19.334 P
3				111.3	31.467			2:55.358	12				117.5	30.451	107.1		2:45.239
4				106.7	31.944	97.7		2:54.997	13				<u>119.6</u>	<u>29.593</u>			2:43.303
5				109.8	31.947	101.0		2:55.717	14				109.5	29.932			2:44.250
6				116.3	31.435	102.1		2:52.547	15				115.9	29.910	109.4		2:44.833
7				116.5	30.791	106.4		2:48.913	16				117.5	30.052			<u>2:41.383</u>
8				115.3	30.734	106.9		2:49.835	17				110.9	30.634	<u>110.2</u>		2:43.471
9				116.5	30.825	104.2		2:48.973	18				116.5	30.172	104.1		2:42.631

39 Daryl Taylor (SP1)									Chevron B8								
lap	Sect-1	Speed	Sect-2	Speed	Sect-3	Speed	TopSpeed	laptime pit	lap	Sect-1	Speed	Sect-2	Speed	Sect-3	Speed	Topspeed	laptime pit
1		<u>75.3</u>	1:50.954	<u>75.8</u>				19:10.758	2								



Session Start: 14:04:20 - Finish: 14:55:54
Weather/Track Conditions: Cloud / Dry
Circuit: Silverstone Historic Grand Prix
Track Length: 5.857 Km - 3.6394 miles

Silverstone International Trophy - 21 - 22 May 2016

Pre 80 Endurance


Race 10 - Sector Analysis

60 John Burton (SP3)								Chevron B26											
lap	Sect-1	Speed	Sect-2	Speed	Sect-3	Speed	TopSpeed	laptime	pit	lap	Sect-1	Speed	Sect-2	Speed	Sect-3	Speed	Topspeed	laptime	pit
1		149.1	1:03.219	144.0	24.008	130.5		2:08.354		13	39.505	146.5	1:03.554	141.9	24.610	131.0		2:07.669	
2	39.373	148.1	1:02.462	144.6	23.809	131.0		2:05.644		14	39.589	148.1	1:05.002	140.4	24.660	130.5		2:09.251	
3	39.108	148.5	1:02.643	143.4	24.047	130.0		2:05.798		15	39.519	147.2	1:03.850	140.1	24.330	131.3		2:07.699	
4	39.830	146.8	1:04.337	142.8	23.931	131.0		2:08.098		16	40.209	145.3	1:05.396	138.7	24.082	131.3		2:09.687	
5	41.796	146.2	1:03.094	141.9	24.249	130.2		2:09.139		17	40.372	147.2	1:05.866	132.1	25.224	129.7		2:11.462	
6	39.735	146.8	1:02.659	140.7	24.164	130.5		2:06.558		18	41.799	144.6	1:04.040	140.4	24.673	126.2		2:10.512	
7	39.568	146.8	1:02.840	143.1	24.189	131.3		2:06.597		19	40.019	146.5	1:03.451	140.7	24.786	130.7		2:08.256	
8	41.169	145.9	1:05.675	139.8	24.587	127.0		2:11.431		20	39.472	146.8	1:03.099	141.9	25.315	125.5		2:07.886	
9	40.573	144.9	1:03.825	140.1				2:11.438		21	41.217	146.2	1:04.764	141.0	24.576	130.2		2:10.557	
10	Out	144.9	1:04.114	141.6	24.200	131.8		3:36.249	P	22	39.685	148.1	1:03.925	139.5	24.652	131.8		2:08.262	
11	39.830	145.6	1:03.257	140.1	24.343	132.1		2:07.430		23	39.730	148.1	1:02.880	141.9	24.686	121.3		2:07.296	
12	39.869	146.2	1:03.952	141.3	24.922	131.3		2:08.743		24	40.079	147.2	1:03.586	138.7	24.511	131.3		2:08.176	

62 Michel Dupont (S20)								Lola T590											
lap	Sect-1	Speed	Sect-2	Speed	Sect-3	Speed	TopSpeed	laptime	pit	lap	Sect-1	Speed	Sect-2	Speed	Sect-3	Speed	Topspeed	laptime	pit
1		115.3	1:24.167	110.6	30.440	101.0		2:51.362		10	53.472	98.8	1:26.551	110.6				2:56.750	
2	53.177	115.3	1:24.548	111.5	30.299	102.0		2:48.024		11	Out	113.2	1:25.835	110.6	32.152	98.0		4:19.823	P
3	53.027	114.5	1:26.189	108.1	31.113	96.9		2:50.329		12	53.044	113.6	1:28.019	108.1	30.095	102.4		2:51.158	
4	53.644	114.3	1:27.670	110.6	30.859	97.9		2:52.173		13	53.545	113.6	1:26.859	110.9	30.291	101.3		2:50.695	
5	54.182	113.2	1:28.810	108.8	30.071	97.7		2:53.063		14	53.574	114.3	1:25.094	111.3	30.175	102.9		2:48.843	
6	53.837	112.6	1:29.969	100.0	31.052	101.2		2:54.858		15	52.582	113.9	1:25.121	111.8	30.903	98.5		2:48.606	
7	53.747	114.5	1:26.923	110.4	30.709	100.6		2:51.379		16	52.315	115.5	1:24.638	110.9	30.144	103.6		2:47.097	
8	53.832	112.4	1:26.557	110.2	31.011	101.0		2:51.400		17	52.468	115.7	1:26.090	113.0	30.452	101.6		2:49.010	
9	54.383	113.7	1:28.076	111.3	30.248	100.6		2:52.707		18	53.734	115.3	1:25.007	111.3	30.640	103.2		2:49.381	

65 Axisa-Pearson (S20)								Tiga SC79											
lap	Sect-1	Speed	Sect-2	Speed	Sect-3	Speed	TopSpeed	laptime	pit	lap	Sect-1	Speed	Sect-2	Speed	Sect-3	Speed	Topspeed	laptime	pit
1		115.1	1:20.934	110.9	27.095	105.2		2:38.487		12	44.139	113.9	1:09.537	110.0	26.501	104.6		2:20.177	
2	47.385	117.3	1:13.554	112.4	27.299	105.4		2:28.238		13	44.236	115.3	1:09.646	110.6	26.334	105.7		2:20.216	
3	46.474	115.3	1:12.060	111.1	27.345	104.1		2:25.879		14	45.889	115.5	1:12.766	109.5	26.414	104.6		2:25.069	
4	47.295	114.3	1:11.918	110.4	27.142	104.7		2:26.355		15	46.947	114.3	1:10.169	110.2	26.743	104.7		2:23.859	
5	45.811	114.9	1:11.299	110.2	26.794	104.2		2:23.904		16	44.209	115.7	1:10.183	110.0	26.484	105.1		2:20.876	
6	45.160	115.7	1:14.459	110.2	26.976	105.6		2:26.595		17	43.664	116.7	1:10.382	110.7	26.472	106.4		2:20.518	
7	46.228	113.9	1:11.516	110.4	27.218	104.7		2:24.962		18	44.824	118.6	1:11.062	112.0	26.274	106.4		2:22.160	
8	45.962	114.7	1:12.392	109.8				2:28.687		19	44.630	116.1	1:11.275	111.1	26.701	106.2		2:22.606	
9	Out	113.2	1:13.721	109.7	26.990	104.2		4:06.184	P	20	43.775	117.5	1:11.849	108.9	26.681	104.4		2:22.305	
10	44.194	113.2	1:11.281	108.4	26.589	104.4		2:22.064		21	43.974	117.9	1:10.475	108.4	27.677	105.6		2:22.126	
11	44.466	116.1	1:10.972	110.0	26.587	103.7		2:22.025		22									

67 Michele Liguori (SP3)								Lola T296											
lap	Sect-1	Speed	Sect-2	Speed	Sect-3	Speed	TopSpeed	laptime	pit	lap	Sect-1	Speed	Sect-2	Speed	Sect-3	Speed	Topspeed	laptime	pit
1				138.9	24.170	126.5		2:11.494		13				137.0	24.680	125.0		2:10.174	
2				139.2	24.120	125.5		2:08.170		14				138.4	24.498	126.2		2:11.031	
3				137.8	24.172	126.5		2:08.400		15	40.927	143.1	1:04.849	138.1	24.738	126.2		2:10.514	
4				138.7	24.230	126.7		2:09.198		16				137.2	24.547	127.0		2:10.183	
5				138.4	24.357	125.7		2:11.427		17				135.8	25.055	126.2		2:12.779	
6				137.5	24.301	126.2		2:09.667		18				137.0	24.505	126.7		2:11.014	
7				138.1	24.207	125.3		2:09.554		19				136.4	24.642	127.7		2:11.270	
8	40.792	141.9	1:07.297	137.0	24.677	126.0		2:12.766		20	41.036	146.2	1:07.439	136.1	24.646	126.2		2:13.121	
9				137.8	24.666	126.7		2:10.682		21				136.1	24.739	127.0		2:13.001	
10	41.996	138.9	1:08.074	136.4	24.772	126.7		2:14.842		22				136.7	24.663	127.0		2:11.353	
11	41.276	142.2	1:05.698	136.7				2:14.280		23				132.6	24.901	127.9		2:11.109	
12	Out		In	136.4	24.411	125.7		3:27.523	P	24				136.7	24.555	126.5		2:09.868	



Session Start: 14:04:20 - Finish: 14:55:54

Weather/Track Conditions: Cloud / Dry

Circuit: Silverstone Historic Grand Prix

Track Length: 5.857 Km - 3.6394 miles

Silverstone International Trophy - 21 - 22 May 2016

Pre 80 Endurance

Race 10 - Sector Analysis

71 Wilson-Williams (GT1)									Porsche 911								
lap	Sect-1	Speed	Sect-2	Speed	Sect-3	Speed	TopSpeed	laptime pit	lap	Sect-1	Speed	Sect-2	Speed	Sect-3	Speed	Topspeed	laptime pit
1		114.5	1:23.781	100.8	30.135	102.8		2:49.365	11	49.895	121.6	1:20.510	113.6				2:44.979
2	53.597	119.8	1:23.117	112.0	29.833	102.4		2:46.547	12	Out	119.6	1:19.942	104.7	28.592	110.5		4:01.107 P
3	52.774	121.8	1:23.016	112.0	30.623	100.4		2:46.413	13	47.626	122.9	1:17.718	115.7	28.558	109.4		2:33.902
4	52.425	120.5	1:22.969	114.7	29.443	106.6		2:44.837	14	47.659	124.0	1:17.002	115.3	28.139	<u>110.7</u>		2:32.800
5	51.238	121.6	1:22.087	112.4	29.411	109.2		2:42.736	15	48.112	123.4	1:16.936	<u>119.8</u>	28.955	110.0		2:34.003
6	51.286	120.5	1:22.633	111.7	29.794	104.9		2:43.713	16	48.826	122.9	1:17.216	114.7	29.327	110.5		2:35.369
7	50.756	119.8	1:21.608	112.2	29.134	108.3		2:41.498	17	48.394	<u>125.0</u>	1:19.536	115.5	28.758	109.4		2:36.688
8	50.305	120.7	1:22.962	112.8	29.243	107.8		2:42.510	18	48.377	123.8	1:17.745	117.3	29.164	109.8		2:35.286
9	50.401	119.0	1:20.346	112.2	29.592	108.2		2:40.339	19	48.144	123.6	1:17.270	116.9	28.740	108.7		2:34.154
10	49.895	121.4	1:20.223	115.7	30.115	104.4		2:40.233	20								

72 Jonathan Loader (S20)									Tiga SC80								
lap	Sect-1	Speed	Sect-2	Speed	Sect-3	Speed	TopSpeed	laptime pit	lap	Sect-1	Speed	Sect-2	Speed	Sect-3	Speed	Topspeed	laptime pit
1		118.8	1:13.247	116.1	27.111	107.8		2:26.953	12	45.434	120.9	1:12.802	114.5	27.312	108.7		2:25.548
2	45.932	117.9	1:25.634	115.5	26.870	108.3		2:38.436	13	45.553	118.6	1:12.929	113.6	27.238	108.2		2:25.720
3	45.565	120.3	1:11.572	115.3	26.668	108.7		2:23.805	14	45.285	117.3	1:11.795	114.5	27.317	107.6		2:24.397
4	45.403	<u>121.4</u>	1:11.859	116.1	27.064	108.5		2:24.326	15	45.562	118.8	1:12.852	114.3	27.074	108.0		2:25.488
5	45.413	119.4	1:11.104	116.1	26.787	<u>109.2</u>		2:23.304	16	44.991	118.8	1:10.780	114.5	26.670	108.2		2:22.441
6	45.039	120.1	1:10.910	<u>118.1</u>	27.062	109.1		2:23.011	17	44.707	119.4	1:10.832	114.1	26.809	108.5		2:22.348
7	45.352	120.7	1:10.330	116.5	26.583	109.1		2:22.265	18	44.982	119.6	1:10.782	115.1	26.487	<u>109.2</u>		2:22.251
8	45.610	118.1	1:13.555	113.0	26.673	109.1		2:25.838	19	44.910	120.5	1:18.510	113.2	26.711	109.1		2:30.131
9	45.181	119.2	1:12.674	116.1				2:28.615	20	45.154	120.1	1:11.758	115.3	27.040	109.1		2:23.952
10	Out	117.9	1:13.567	113.7	27.021	108.5		3:57.242 P	21	45.219	120.1	1:11.283	117.1	27.499	<u>109.2</u>		2:24.001
11	45.230	119.0	1:11.753	114.9	26.833	107.8		2:23.816	22								

75 N Stevenson-P Stevenson (S20)									Lola T492								
lap	Sect-1	Speed	Sect-2	Speed	Sect-3	Speed	TopSpeed	laptime pit	lap	Sect-1	Speed	Sect-2	Speed	Sect-3	Speed	Topspeed	laptime pit
1		119.6	1:14.509	114.7	27.239	105.6		2:32.717	12	45.554	119.6	1:11.702	115.1				2:27.355
2				112.4	28.172	105.1		2:27.158	13	Out	116.3	1:15.627	111.3	27.801	107.6		4:23.079 P
3	45.799	118.6	1:12.108	114.9	26.953	107.1		2:24.860	14			106.2	28.168	106.4		2:28.961	
4	45.492	<u>120.5</u>	1:12.165	114.7	27.015	106.6		2:24.672	15	46.702	117.5	1:16.024	113.0	28.216	107.3		2:30.942
5				113.7	27.051	107.3		2:24.167	16	46.486	115.7	1:14.329	111.3	27.885	106.8		2:28.700
6	45.946	<u>120.5</u>	1:11.535	112.6	27.278	106.2		2:24.759	17	46.806	117.1	1:13.909	111.3	27.937	105.4		2:28.652
7	45.659	118.6	1:11.784	<u>116.3</u>	27.671	107.1		2:25.114	18				112.2	27.810	107.6		2:27.116
8	45.550	118.4	1:12.333	112.4	27.275	<u>108.9</u>		2:25.158	19	46.232	119.2	1:12.773	112.0	27.757	107.3		2:26.762
9	44.980	119.6	1:13.032	112.0	27.049	108.0		2:25.061	20	46.071	118.4	1:13.544	112.6	27.961	107.5		2:27.576
10	44.796	119.0	1:11.984	113.9	27.103	106.9		2:23.883	21	46.036	119.4	1:13.403	111.5	27.707	106.8		2:27.146
11				112.2	27.198	107.1		2:25.922	22								

79 Philippe Lambilliotte (SP1)									Chevron B8								
lap	Sect-1	Speed	Sect-2	Speed	Sect-3	Speed	TopSpeed	laptime pit	lap	Sect-1	Speed	Sect-2	Speed	Sect-3	Speed	Topspeed	laptime pit
1		125.7	1:16.057	<u>123.8</u>	27.412	100.7		2:36.672	11	49.080	118.1	1:17.648	110.6	28.438	104.1		2:35.166
2	48.166	125.2	1:16.239	116.9	27.557	95.0		2:31.962	12	47.703	122.5	1:14.108	115.9	26.846	111.7		2:28.657
3	47.783	120.3	1:16.367	117.7	27.431	109.1		2:31.581	13	46.790	122.9	1:14.347	121.4	26.742	<u>115.8</u>		2:27.879
4	50.033	121.8	1:16.324	115.5	27.711	108.9		2:34.068	14	46.877	125.9	1:18.154	114.7	27.299	114.6		2:32.330
5	48.227	123.8	1:19.892	113.9	27.487	112.2		2:35.606	15	46.062	127.3	1:13.957	118.6	27.448	112.0		2:27.467
6	49.771	111.7	1:17.501	113.2	28.078	107.8		2:35.350	16	47.789	118.6	1:18.985	114.5				2:44.017
7	51.008	117.1	1:19.147	105.5	28.103	110.3		2:38.258	17	Out	119.6	1:15.423	113.6	27.244	112.6		3:51.253 P
8	48.966	108.4	1:16.159	114.5	27.405	114.0		2:32.530	18	46.976	118.8	1:16.515	115.1	29.523	106.2		2:33.014
9	49.100	118.4	1:17.452	113.9	27.279	114.2		2:33.831	19	50.823	122.5	1:14.517	109.1	27.243	115.4		2:32.583
10	48.474	118.4	1:14.386	117.7	27.066	115.0		2:29.926	20	45.483	<u>129.1</u>	1:14.763	120.3	27.069	114.2		2:27.315



Session Start: 14:04:20 - Finish: 14:55:54
 Weather/Track Conditions: Cloud / Dry
 Circuit: Silverstone Historic Grand Prix
 Track Length: 5.857 Km - 3.6394 miles

Silverstone International Trophy - 21 - 22 May 2016

Pre 80 Endurance


Race 10 - Sector Analysis

86 Hans Huebner (GT2)									Porsche Carrera											
lap	Sect-1	Speed	Sect-2	Speed	Sect-3	Speed	TopSpeed	laptime	pit	lap	Sect-1	Speed	Sect-2	Speed	Sect-3	Speed	Topspeed	laptime	pit	
1				120.1	27.223	120.0		2:31.139		12	Out		In	133.4	27.416	119.4		3:46.974	P	
2				130.6	26.973	122.0		2:25.939		13				131.1	26.408	122.7		2:24.464		
3	44.726	135.0	1:12.527	137.5	26.650	123.2		2:23.903		14	44.012	146.2	1:12.248	124.0	27.027	121.8		2:23.287		
4	43.989	155.3	1:13.398	120.1	27.580	122.2		2:24.967		15	44.164	154.6	1:13.185	129.8	27.052	123.2		2:24.401		
5				125.9	27.151	118.3		2:24.699		16				138.1	26.633	122.5		2:23.694		
6				133.2	26.842	118.3		2:25.779		17	43.795	151.1	1:13.778	135.3	27.188	121.3		2:24.761		
7				130.1	27.207	115.6		2:24.862		18	44.933	154.6	1:13.217	140.7	26.815	118.5		2:24.965		
8				124.7	26.589	126.7		2:25.613		19				125.2	27.017	118.7		2:28.391		
9				138.4	26.863	119.1		2:23.503		20				142.8	27.246	116.6		2:26.080		
10				126.9	27.500	118.9		2:25.373		21				125.2	27.579	119.4		2:25.768		
11	44.932	150.1	1:13.826	128.1				2:33.357		22										

150 R Brooks-V Brooks (INV)									Lola T212										
lap	Sect-1	Speed	Sect-2	Speed	Sect-3	Speed	TopSpeed	laptime	pit	lap	Sect-1	Speed	Sect-2	Speed	Sect-3	Speed	Topspeed	laptime	pit
1		139.5	1:10.127	130.6	25.384	127.9		2:23.081		11	42.151	144.0	1:08.802	129.3				2:22.407	
2				131.1	25.337	128.4		2:18.203		12	Out	124.5	1:17.650	119.0	27.261	116.6		4:46.344	P
3	43.425	147.2	1:09.715	133.7	25.500	125.7		2:18.640		13	45.735	134.5	1:15.241	112.2	27.715	118.5		2:28.691	
4	43.808	138.7	1:10.147	124.5	25.889	128.2		2:19.844		14	45.865	129.3	1:13.654	121.8	26.897	118.1		2:26.416	
5				130.8	25.653	129.2		2:19.613		15	45.005	139.5	1:14.361	126.1	27.263	108.0		2:26.629	
6				92.3				2:30.564		16	45.953	133.7	1:15.584	121.4	26.812	117.9		2:28.349	
7	Out	137.8	1:11.196	132.1	26.262	124.1		4:30.579	P	17	45.268	132.4	1:14.471	120.9	27.308	114.2		2:27.047	
8	42.636	146.2	1:08.772	134.5	25.927	124.1		2:17.335		18	46.910	128.6	1:16.103	107.9	29.315	106.9		2:32.328	
9	42.092	145.6	1:08.198	135.6	25.488	119.8		2:15.778		19	46.778	132.9	1:17.506	114.7	28.256	114.6		2:32.540	
10	43.257	142.8	1:09.338	136.1	24.977	127.7		2:17.572		20	47.154	116.7	1:18.549	108.1	27.986	105.6		2:33.689	

172 Sleep-Wykeham (SP2)									Lola T70 Mk3										
lap	Sect-1	Speed	Sect-2	Speed	Sect-3	Speed	TopSpeed	laptime	pit	lap	Sect-1	Speed	Sect-2	Speed	Sect-3	Speed	Topspeed	laptime	pit
1		141.3	1:11.241	117.1	26.888	126.2		2:21.871		12	Out	146.5	1:08.010	121.6	25.435	130.5		3:41.937	P
2	43.520	144.0	1:09.618	129.3	25.938	126.5		2:19.076		13	43.502	129.1	1:11.343	119.4	25.309	131.0		2:20.154	
3	43.534	139.8	1:10.538	121.6	26.012	124.1		2:20.084		14	41.486	149.5	1:08.605	138.7	25.022	130.0		2:15.113	
4	44.254	143.4	1:10.425	132.4	25.656	128.4		2:20.335		15	41.399	151.8	1:06.915	140.4	25.091	127.7		2:13.405	
5	43.246	137.0	1:09.681	131.8	25.787	125.7		2:18.714		16	43.229	149.1	1:08.903	128.1	25.838	128.2		2:17.970	
6	43.161	144.3	1:09.736	123.8	25.970	124.6		2:18.867		17	41.482	151.5	1:08.463	130.8	25.221	131.0		2:15.166	
7	42.900	144.6	1:08.566	133.4	25.732	128.2		2:17.198		18	41.702	152.9	1:07.852	135.0	25.030	131.8		2:14.584	
8	43.026	143.4	1:10.016	134.5	25.852	126.0		2:18.894		19	41.841	152.2	1:07.573	136.1	25.005	131.3		2:14.419	
9	42.748	137.2	1:08.811	132.1	25.811	123.9		2:17.370		20	41.937	152.9	1:07.306	138.7	25.181	131.5		2:14.424	
10	42.713	137.8	1:09.799	132.4	25.691	127.2		2:18.203		21	41.345	153.2	1:09.463	131.8	25.638	129.7		2:16.446	
11	42.986	139.2	1:10.404	121.1				2:24.704		22	41.409	148.8	1:07.859	137.0	25.402	130.2		2:14.670	

179 Andreas Floth (S20)									Lola T492										
lap	Sect-1	Speed	Sect-2	Speed	Sect-3	Speed	TopSpeed	laptime	pit	lap	Sect-1	Speed	Sect-2	Speed	Sect-3	Speed	Topspeed	laptime	pit
1		120.5	1:29.541	108.2	28.323	108.7		2:52.456		9	50.973	114.3	1:17.937	113.6	27.682	108.2		2:36.592	
2	50.853	121.4	1:18.605	112.6	27.643	108.0		2:37.101		10	48.070	113.7	1:18.230	112.2	28.047	108.3		2:34.347	
3	51.696	108.4	1:20.450	110.6	28.153	109.2		2:40.299		11	48.455	116.7	1:15.440	113.2	28.634	104.6		2:32.529	
4	52.619	110.6	1:18.678	113.2	29.014	103.4		2:40.311		12	47.702	118.4	1:16.907	112.8	27.946	108.7		2:32.555	
5	49.168	117.3	1:17.150	113.4	29.115	108.0		2:35.433		13	48.573	118.1	1:15.441	110.6	27.497	108.0		2:31.511	
6	50.932	115.3	1:18.276	113.2	28.029	108.5		2:37.237		14	47.182	118.4	1:16.585	112.8	28.170	106.8		2:31.937	
7	49.071	113.4	1:20.607	110.2	28.520	105.4		2:38.198		15	49.166	117.9	1:16.392	111.8	29.002	102.6		2:34.560	
8	48.175	117.9	1:17.433	113.2	28.314	106.4		2:33.922		16	49.373	118.1	1:16.531	109.7				2:43.272	



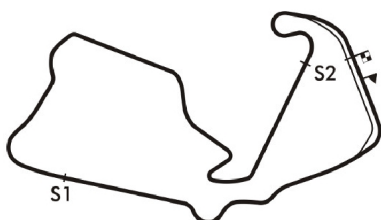
Session Start: 14:04:20 - Finish: 14:55:54
 Weather/Track Conditions: Cloud / Dry
 Circuit: Silverstone Historic Grand Prix
 Track Length: 5.857 Km - 3.6394 miles

Silverstone International Trophy - 21 - 22 May 2016

Pre 80 Endurance

Race 10 - Best Sector Times

POS	NO	DRIVER/S	Sector 1			Sector 2			Sector 3			IDEAL LAP	BEST LAP	On
			TIME	LAP	POS	TIME	LAP	POS	TIME	LAP	POS			
1	2	Voyazides-Wolfe	37.806	18	1	1:00.891	24	1	23.225	3	1	2:01.922	2:02.970	24
2	19	O'Connell-Watson	38.873	3	2	1:01.504	2	2	23.652	2	2	2:04.029	2:04.303	2
3	60	John Burton	39.108	3	3	1:02.462	2	3	23.809	2	3	2:05.379	2:05.644	2
4	67	Michele Liguori	40.792	8	4	1:04.849	15	4	24.120	2	4	2:09.761	2:08.170	2
5	21	Robert Parker	40.981	20	5	1:06.159	11	5	24.708	12	5	2:11.848	2:12.750	12
6	172	Sleep-Wykeham	41.345	21	6	1:06.915	15	6	25.005	19	8	2:13.265	2:13.405	15
7	65	Axisa-Pearson	43.664	17	9	1:09.537	12	9	26.274	18	10	2:19.475	2:20.177	12
8	86	Hans Huebner	43.795	17	10	1:12.248	14	15	26.408	13	11	2:22.451	2:23.287	14
9	72	Jonathan Loader	44.707	17	14	1:10.330	7	10	26.487	18	12	2:21.524	2:22.251	18
10	15	Graeme Cooksley	44.324	18	12	1:10.966	15	11	26.660	18	14	2:21.950	2:22.345	18
11	26	George Douglas	44.460	18	13	1:11.401	13	12	25.896	8	9	2:21.757	2:23.852	11
12	75	N Stevenson-P Stevenson	44.796	10	15	1:11.535	6	13	26.953	3	16	2:23.284	2:23.883	10
13	79	Philippe Lambilliotte	45.483	20	16	1:13.957	15	16	26.742	13	15	2:26.182	2:27.315	20
14	150	R Brooks-V Brooks	42.092	9	7	1:08.198	9	8	24.977	10	6	2:15.267	2:15.778	9
15	71	Wilson-Williams	47.626	13	18	1:16.936	15	18	28.139	14	18	2:32.701	2:32.800	14
16	38	Adam Simmonds							29.593	13	19		2:41.383	16
17	62	Michel Dupont	52.315	16	19	1:24.167	1	19	30.071	5	20	2:46.553	2:47.097	16
18	179	Andreas Floth	47.182	14	17	1:15.440	11	17	27.497	13	17	2:30.119	2:31.511	13
19	12	Peter Hallford	43.844	12	11	1:11.780	4	14	26.519	4	13	2:22.143	2:23.141	10
20	24	Vic Nutter	42.484	3	8	1:07.731	3	7	24.992	2	7	2:15.207	2:15.677	2
21	39	Daryl Taylor	6:41.658	1	20	1:50.954	1	20			0			




Session Start: 14:04:20 - Finish: 14:55:54
Weather/Track Conditions: Cloud / Dry
Circuit: Silverstone Historic Grand Prix
Track Length: 5.857 Km - 3.6394 miles

Silverstone International Trophy - 21 - 22 May 2016

Pre 80 Endurance

Race 10 - Best Sector Speeds

	NO	SECTOR 1	MPH	NO	SECTOR 2	MPH	NO	SECTOR 3	MPH
1	2	Voyazides-Wolfe	162.1	2	Voyazides-Wolfe	152.9	2	Voyazides-Wolfe	143.9
2	86	Hans Huebner	155.3	60	John Burton	144.6	60	John Burton	132.1
3	172	Sleep-Wykeham	153.2	19	O'Connell-Watson	144.0	172	Sleep-Wykeham	131.8
4	60	John Burton	149.1	86	Hans Huebner	142.8	12	Peter Hallford	131.0
5	150	R Brooks-V Brooks	147.2	172	Sleep-Wykeham	140.4	19	O'Connell-Watson	130.7
6	19	O'Connell-Watson	146.8	67	Michele Liguori	139.2	150	R Brooks-V Brooks	129.2
7	12	Peter Hallford	146.2	21	Robert Parker	136.7	21	Robert Parker	128.4
8	67	Michele Liguori	146.2	150	R Brooks-V Brooks	136.1	67	Michele Liguori	127.9
9	21	Robert Parker	142.2	12	Peter Hallford	132.9	86	Hans Huebner	126.7
10	24	Vic Nutter	137.8	24	Vic Nutter	130.6	26	George Douglas	123.6
11	26	George Douglas	137.0	26	George Douglas	129.8	24	Vic Nutter	122.7
12	79	Philippe Lambilliotte	129.1	79	Philippe Lambilliotte	123.8	79	Philippe Lambilliotte	115.8
13	71	Wilson-Williams	125.0	71	Wilson-Williams	119.8	15	Graeme Cooksley	110.9
14	15	Graeme Cooksley	122.2	38	Adam Simmonds	119.6	71	Wilson-Williams	110.7
15	72	Jonathan Loader	121.4	72	Jonathan Loader	118.1	38	Adam Simmonds	110.2
16	179	Andreas Floth	121.4	15	Graeme Cooksley	117.1	72	Jonathan Loader	109.2
17	75	N Stevenson-P Stevenson	120.5	75	N Stevenson-P Stevenson	116.3	179	Andreas Floth	109.2
18	65	Axisa-Pearson	118.6	179	Andreas Floth	113.6	75	N Stevenson-P Stevenson	108.9
19	62	Michel Dupont	115.7	62	Michel Dupont	113.0	65	Axisa-Pearson	106.4
20	39	Daryl Taylor	75.3	65	Axisa-Pearson	112.4	62	Michel Dupont	103.6
21	38	Adam Simmonds	0.0	39	Daryl Taylor	75.8	39	Daryl Taylor	0.0



Session Start: 14:04:20 - Finish: 14:55:54
Weather/Track Conditions: Cloud / Dry
Circuit: Silverstone Historic Grand Prix
Track Length: 5.857 Km - 3.6394 miles

Silverstone International Trophy - 21 - 22 May 2016

Pre 80 Endurance

Race 10 - Lap Chart

Lap 1			Lap 2			Lap 3			Lap 4			Lap 5			Lap 6		
NO	Behind	Laptime	NO	Behind	Laptime	NO	Behind	Laptime	NO	Behind	Laptime	NO	Behind	Laptime	NO	Behind	Laptime
19		2:06.853	19		2:04.303	19		2:04.329	19		2:05.756	19		2:05.421	2		2:06.816
2	0.374	2:07.227	2	0.933	2:04.862	2	0.351	2:03.747	2	0.626	2:06.031	2	0.111	2:04.906	19	0.670	2:07.597
60	1.501	2:08.354	60	2.842	2:05.644	60	4.311	2:05.798	71	1 LAP	2:46.413	60	10.371	2:09.139	60	10.002	2:06.558
67	4.641	2:11.494	67	8.508	2:08.170	67	12.579	2:08.400	24	1 LAP	3:50.858	67	22.027	2:11.427	79	1 LAP	2:35.606
24	12.840	2:19.693	24	24.214	2:15.677	150	44.439	2:18.640	60	6.653	2:08.098	179	1 LAP	2:40.311	67	24.767	2:09.667
172	15.018	2:21.871	172	29.791	2:19.076	172	45.546	2:20.084	62	1 LAP	2:50.329	71	1 LAP	2:44.837	179	1 LAP	2:35.433
150	16.228	2:23.081	150	30.128	2:18.203	21	1:00.702	2:18.132	67	16.021	2:09.198	62	1 LAP	2:52.173	71	1 LAP	2:42.736
72	20.100	2:26.953	26	43.582	2:26.027	86	1:05.496	2:23.903	38	1 LAP	2:55.358	150	1:12.719	2:19.613	172	1:25.358	2:18.867
26	21.858	2:28.711	86	45.922	2:25.939	26	1:05.824	2:26.571	150	58.527	2:19.844	172	1:13.418	2:18.714	21	1:33.083	2:15.947
86	24.286	2:31.139	21	46.899	2:18.863	12	1:07.376	2:24.376	172	1:00.125	2:20.335	38	1 LAP	2:54.997	150	1:36.356	2:30.564
75	25.864	2:32.717	12	47.329	2:24.620	75	1:09.250	2:24.860	21	1:12.279	2:17.333	21	1:24.063	2:17.205	62	1 LAP	2:53.063
12	27.012	2:33.865	75	48.719	2:27.158	15	1:12.013	2:25.616	86	1:24.707	2:24.967	86	1:43.985	2:24.699	86	2:02.837	2:25.779
15	27.501	2:34.354	15	50.726	2:27.528	72	1:13.709	2:23.805	12	1:25.039	2:23.419	26	1:44.567	2:24.276	26	2:03.174	2:25.534
79	29.819	2:36.672	72	54.233	2:38.436	65	1:17.119	2:25.879	26	1:25.712	2:25.644	12	1:45.467	2:25.849	75	2:04.744	2:24.759
65	31.634	2:38.487	65	55.569	2:28.238	79	1:24.730	2:31.581	75	1:28.166	2:24.672	75	1:46.912	2:24.167	12	2:05.317	2:26.777
21	32.339	2:39.192	79	57.478	2:31.962	179	1:54.371	2:40.299	72	1:32.279	2:24.326	72	1:50.162	2:23.304			
71	42.512	2:49.365	179	1:18.401	2:37.101				15	1:33.503	2:27.246	15	1:53.315	2:25.233			
62	44.509	2:51.362	71	1:24.756	2:46.547				65	1:37.718	2:26.355	65	1:56.201	2:23.904			
179	45.603	2:52.456	62	1:28.230	2:48.024				79	1:53.042	2:34.068						
38	53.903	3:00.756	38	1:44.797	2:55.197												

Session Start: 14:04:20 - Finish: 14:55:54
Weather/Track Conditions: Cloud / Dry
Circuit: Silverstone Historic Grand Prix
Track Length: 5.857 Km - 3.6394 miles

Silverstone International Trophy - 21 - 22 May 2016

Pre 80 Endurance

Race 10 - Lap Chart

Lap 7			Lap 8			Lap 9			Lap 10			Lap 11			Lap 12		
NO	Behind	Laptime	NO	Behind	Laptime	NO	Behind	Laptime	NO	Behind	Laptime	NO	Behind	Laptime	NO	Behind	Laptime
2		2:06.024	2		2:06.364	2		2:06.082	2		2:05.005	2		2:06.026	2		2:07.121
72	1 LAP	2:23.011	19	1.327	2:06.727	19	1.019	2:05.774	150	2 LAPS	2:17.335	19	2.269	2:06.824	19	1.787	2:06.639
19	0.964	2:06.318	86	1 LAP	2:24.862	39	8 LAPS	19:10.758	19	1.471	2:05.457	21	1 LAP	2:20.026	150	2 LAPS	2:17.572
38	2 LAPS	2:55.717	26	1 LAP	2:24.793	60	20.998	2:11.438	179	2 LAPS	2:33.922	79	2 LAPS	2:33.831	172	1 LAP	2:24.704
15	1 LAP	2:26.285	60	15.642	2:11.431	71	2 LAPS	2:41.498	67	49.136	2:14.842	172	1 LAP	2:18.203	79	2 LAPS	2:29.926
65	1 LAP	2:26.595	72	1 LAP	2:22.265	26	1 LAP	2:24.319	86	1 LAP	2:23.503	38	3 LAPS	2:49.835	62	3 LAPS	2:52.707
60	10.575	2:06.597	75	1 LAP	2:25.114	86	1 LAP	2:25.613	26	1 LAP	2:25.128	150	2 LAPS	2:15.778	72	2 LAPS	3:57.242
67	28.297	2:09.554	12	1 LAP	2:26.714	72	1 LAP	2:25.838	75	1 LAP	2:25.061	65	2 LAPS	4:06.184	38	3 LAPS	2:48.973
79	1 LAP	2:35.350	62	2 LAPS	2:54.858	75	1 LAP	2:25.158	12	1 LAP	2:25.884	179	2 LAPS	2:36.592	65	2 LAPS	2:22.064
179	1 LAP	2:37.237	15	1 LAP	2:25.539	12	1 LAP	2:23.290	72	1 LAP	2:28.615	67	57.390	2:14.280	179	2 LAPS	2:34.347
172	1:36.532	2:17.198	65	1 LAP	2:24.962	67	39.299	2:10.682	71	2 LAPS	2:42.510	86	1 LAP	2:25.373	26	1 LAP	2:23.852
21	1:41.659	2:14.600	67	34.699	2:12.766	15	1 LAP	2:25.301	15	1 LAP	2:23.606	26	1 LAP	2:25.041	12	1 LAP	2:24.162
71	1 LAP	2:43.713	38	2 LAPS	2:52.547	65	1 LAP	2:28.687	60	1:52.242	3:36.249	75	1 LAP	2:23.883	75	1 LAP	2:25.922
			79	1 LAP	2:38.258	62	2 LAPS	2:51.379	62	2 LAPS	2:51.400	12	1 LAP	2:23.141	21	1 LAP	3:35.301
			21	1:48.262	2:12.967	38	2 LAPS	2:48.913				15	1 LAP	2:27.222	86	1 LAP	2:33.357
			172	1:49.062	2:18.894	79	1 LAP	2:32.530				71	2 LAPS	2:40.339	15	1 LAP	2:26.182
			150	1 LAP	4:30.579	21	1:56.938	2:14.758				60	1:53.646	2:07.430	60	1:55.268	2:08.743
			179	1 LAP	2:38.198	172	2:00.350	2:17.370									

Session Start: 14:04:20 - Finish: 14:55:54
Weather/Track Conditions: Cloud / Dry
Circuit: Silverstone Historic Grand Prix
Track Length: 5.857 Km - 3.6394 miles

Silverstone International Trophy - 21 - 22 May 2016

Pre 80 Endurance

Race 10 - Lap Chart

Lap 13			Lap 14			Lap 15			Lap 16			Lap 17			Lap 18		
NO	Behind	Laptime	NO	Behind	Laptime	NO	Behind	Laptime	NO	Behind	Laptime	NO	Behind	Laptime	NO	Behind	Laptime
2		2:07.628	19		2:06.052	19		2:09.636	2		2:04.332	2		2:03.081	2		2:03.760
71	3 LAPS	2:40.233	67	1 LAP	2:10.174	172	2 LAPS	2:20.154	19	7.063	3:32.142	19	9.437	2:05.455	179	3 LAPS	2:34.560
19	0.775	2:06.616	71	3 LAPS	2:44.979	67	1 LAP	2:11.031	150	3 LAPS	2:28.691	150	3 LAPS	2:26.416	71	4 LAPS	2:32.800
67	1 LAP	3:27.523	86	2 LAPS	3:46.974	12	2 LAPS	2:50.585	86	2 LAPS	2:23.287	86	2 LAPS	2:24.401	19	11.527	2:05.850
150	2 LAPS	2:22.407	72	2 LAPS	2:25.548	150	3 LAPS	4:46.344	72	2 LAPS	2:24.397	60	48.785	2:11.462	150	3 LAPS	2:26.629
79	2 LAPS	2:35.166	79	2 LAPS	2:28.657	2	1:20.747	2:05.917	65	2 LAPS	2:25.069	21	1 LAP	2:15.796	60	55.537	2:10.512
72	2 LAPS	2:23.816	15	2 LAPS	3:52.816	86	2 LAPS	2:24.464	60	40.404	2:09.687	72	2 LAPS	2:25.488	21	1 LAP	2:14.627
65	2 LAPS	2:22.025	2	1:24.466	3:31.293	62	4 LAPS	4:19.823	15	2 LAPS	2:28.571	65	2 LAPS	2:23.859	86	2 LAPS	2:23.694
62	3 LAPS	2:56.750	65	2 LAPS	2:20.177	72	2 LAPS	2:25.720	21	1 LAP	2:17.693	15	2 LAPS	2:23.409	72	2 LAPS	2:22.441
21	1 LAP	2:12.750	21	1 LAP	2:13.205	79	2 LAPS	2:27.879	79	2 LAPS	2:32.330	79	2 LAPS	2:27.467	65	2 LAPS	2:20.876
179	2 LAPS	2:32.529	60	1:57.733	2:09.251	15	2 LAPS	2:25.546	62	4 LAPS	2:51.158	67	1:20.222	2:12.779	15	2 LAPS	2:23.827
38	3 LAPS	2:58.899	26	1 LAP	2:23.858	65	2 LAPS	2:20.216	75	2 LAPS	2:28.961	172	1 LAP	2:17.970	67	1:27.476	2:11.014
26	1 LAP	2:24.670	179	2 LAPS	2:32.555	38	4 LAPS	4:19.334	12	2 LAPS	4:08.919	26	2 LAPS	4:17.801	172	1 LAP	2:15.166
12	1 LAP	2:23.505				21	1 LAP	2:13.436	38	4 LAPS	2:45.239	75	2 LAPS	2:30.942	26	2 LAPS	2:24.754
75	1 LAP	2:27.355				60	1:55.796	2:07.699	172	1 LAP	2:13.405	62	4 LAPS	2:50.695	79	2 LAPS	2:44.017
60	1:55.309	2:07.669				75	2 LAPS	4:23.079	67	1:10.524	2:10.183	38	4 LAPS	2:43.303	75	2 LAPS	2:28.700
172	1 LAP	3:41.937				172	1 LAP	2:15.113	179	2 LAPS	2:31.937						
						67	2:25.420	2:10.514	71	3 LAPS	2:33.902						
						179	2 LAPS	2:31.511									
						71	3 LAPS	4:01.107									
						26	1 LAP	2:43.558									

Session Start: 14:04:20 - Finish: 14:55:54
Weather/Track Conditions: Cloud / Dry
Circuit: Silverstone Historic Grand Prix
Track Length: 5.857 Km - 3.6394 miles

Silverstone International Trophy - 21 - 22 May 2016

Pre 80 Endurance

Race 10 - Lap Chart

Lap 19			Lap 20			Lap 21			Lap 22			Lap 23			Lap 24		
NO	Behind	Laptime	NO	Behind	Laptime	NO	Behind	Laptime	NO	Behind	Laptime	NO	Behind	Laptime	NO	Behind	Laptime
2		2:06.402	2		2:04.963	2		2:03.307	2		2:05.313	2		2:04.541	2		2:02.970
19	12.361	2:07.236	26	3 LAPS	2:24.312	19	20.517	2:09.330	65	3 LAPS	2:22.606	71	5 LAPS	2:35.286	172	2 LAPS	2:14.670
62	5 LAPS	2:48.843	75	3 LAPS	2:28.652	26	3 LAPS	2:25.646	150	4 LAPS	2:32.328	172	2 LAPS	2:16.446	71	5 LAPS	2:34.154
38	5 LAPS	2:44.250	19	14.494	2:07.096	75	3 LAPS	2:27.116	86	3 LAPS	2:28.391	38	6 LAPS	2:43.471	19	37.820	2:12.200
71	4 LAPS	2:34.003	60	1:00.314	2:07.886	60	1:07.564	2:10.557	72	3 LAPS	2:30.131	65	3 LAPS	2:22.305	65	3 LAPS	2:22.126
179	3 LAPS	2:43.272	38	5 LAPS	2:44.833	71	4 LAPS	2:36.688	15	3 LAPS	2:32.137	79	4 LAPS	2:32.583	79	4 LAPS	2:27.315
60	57.391	2:08.256	71	4 LAPS	2:35.369	21	1 LAP	2:14.082	19	24.518	2:09.314	86	3 LAPS	2:26.080	86	3 LAPS	2:25.768
21	1 LAP	2:13.597	62	5 LAPS	2:48.606	38	5 LAPS	2:41.383	26	3 LAPS	2:26.952	62	6 LAPS	2:49.010	72	3 LAPS	2:24.001
150	3 LAPS	2:28.349	21	1 LAP	2:18.621	62	5 LAPS	2:47.097	75	3 LAPS	2:26.762	19	28.590	2:08.613	38	6 LAPS	2:42.631
86	2 LAPS	2:24.761	79	3 LAPS	3:51.253	67	1:50.196	2:13.001	60	1:10.513	2:08.262	72	3 LAPS	2:23.952	150	4 LAPS	2:33.689
72	2 LAPS	2:22.348	150	3 LAPS	2:27.047	79	3 LAPS	2:33.014	21	1 LAP	2:15.970	150	4 LAPS	2:32.540	15	3 LAPS	2:26.930
65	2 LAPS	2:20.518	67	1:40.502	2:13.121	172	1 LAP	2:14.424	67	1:56.236	2:11.353	15	3 LAPS	2:25.034	62	6 LAPS	2:49.381
67	1:32.344	2:11.270	86	2 LAPS	2:24.965							26	3 LAPS	2:29.180	60	1:18.474	2:08.176
15	2 LAPS	2:23.153	72	2 LAPS	2:22.251							60	1:13.268	2:07.296	26	3 LAPS	2:26.776
172	1 LAP	2:14.584	65	2 LAPS	2:22.160							75	3 LAPS	2:27.576	75	3 LAPS	2:27.146
			172	1 LAP	2:14.419							21	1 LAP	2:16.229	67	2:09.702	2:09.868
			15	2 LAPS	2:22.345							67	2:02.804	2:11.109	21	1 LAP	2:28.877

Session Start: 14:04:20 - Finish: 14:55:54
Weather/Track Conditions: Cloud / Dry
Circuit: Silverstone Historic Grand Prix
Track Length: 5.857 Km - 3.6394 miles

Silverstone International Trophy - 21 - 22 May 2016

Historic Formula 3 Race 11 - Classification

Sheet No:

POS	NO	DRIVER/S	CAR MAKE / MODEL	TIME	LAPS	GAP	DIFF	MPH	BEST	ON
1	14	Jon Milicevic	Brabham BT21B	20:33.932	8	-- 8 laps --		84.94	2:21.144	2
2	22	Simon Armer	March 703	20:41.431	8	7.499	7.499	84.43	2:22.455	2
3	65	Peter Thompson	Brabham BT21	20:48.152	8	14.220	6.721	83.97	2:22.873	2
4	1	Leif Bosson	Brabham BT28	21:32.418	8	58.486	44.266	81.10	2:24.354	3
5	46	Steve Smith	Chevron B15C	21:38.580	8	1:04.648	6.162	80.71	2:23.842	3
6	82	Marcus Mussa	Tecno	21:39.162	8	1:05.230	0.582	80.67	2:24.091	3
7	16	Mark Linstone	Brabham BT21	21:42.565	8	1:08.633	3.403	80.46	2:29.420	3
8	71	Chris Holland	Brabham BT21	21:44.039	8	1:10.107	1.474	80.37	2:26.813	2
9	2	Barry Sewell	Lotus 41	21:44.620	8	1:10.688	0.581	80.34	2:28.964	3
10	30	Clas Muller	Brabham BT28	21:54.634	8	1:20.702	10.014	79.73	2:29.637	3
11	96	Keith Messer	Vesey Ford	21:59.316	8	1:25.384	4.682	79.44	2:27.785	3
12	62	Geoffrey O'nion	Tecno	22:29.241	8	1:55.309	29.925	77.68	2:33.197	2
13	55	Julian Maynard	Chevron B17	23:14.676	8	2:40.744	45.435	75.15	2:34.490	2
----- NOT CLASSIFIED -----										
DNF	58	Ewen Sergison	Brabham BT21	12:23.532	5	-- 5 laps --		88.10	2:24.052	3
DNF	26	Steve Seaman	Brabham BT21	12:39.389	5	15.857	15.857	86.26	2:24.288	3
DNF	25	Michael Hibberd	Brabham BT18A	12:59.509	5	35.977	20.120	84.03	2:22.986	2
DNF	19	Peter Froude	Tecno	11:28.237	4	-- 4 laps --	1:36.148	76.14	2:44.240	1
DNF	50	Jim Timms	Brabham BT21B	7:33.344	3	-- 3 laps --		86.70	2:30.505	3
DNF	42	Barrie Pusey	Brabham BT21B							

----- FASTEST LAP SUMMARY -----

NO	DRIVER/S	CLASS	CAR MAKE / MODEL	FASTEST LAP	ON	MPH
14	Jon Milicevic	B	Brabham BT21B	2:21.144	2	92.83

CAR 5 - NON STARTER

Session Start: 15:09:52 - Finish: 15:30:26
Weather/Track Conditions: Showers / Dry
Circuit: Silverstone Historic Grand Prix
Track Length: 5.857 Km - 3.6394 miles

These results are provisional until the conclusion of any judicial and technical matters.

Clerk of the Course: Julian Floyd	Timekeeper: Nick Palmer	Issued at:
--	--------------------------------	------------

Silverstone International Trophy - 21 - 22 May 2016

Historic Formula 3

Race 11 - Sector Analysis

1 Leif Bosson (B)									Brabham BT28								
lap	Sect-1	Speed	Sect-2	Speed	Sect-3	Speed	TopSpeed	laptime pit	lap	Sect-1	Speed	Sect-2	Speed	Sect-3	Speed	Topspeed	laptime pit
1		117.7	1:13.693	114.1	26.967	110.0		2:27.479	5	48.082	117.5	1:24.570	109.7	30.963	105.1		2:43.615
2	46.100	120.1	1:12.830	112.8	26.737	108.2		2:25.667	6	53.650	114.1	1:31.218	108.4	31.715	97.0		2:56.583
3	45.794	119.0	1:11.800	113.6	26.760	109.2		2:24.354	7	58.685	110.2	1:34.479	106.2	32.715	97.7		3:05.879
4	45.735	119.0	1:15.619	113.2	28.214	107.1		2:29.568	8	58.121	113.4	1:29.942	108.6	31.210	102.1		2:59.273

2 Barry Sewell (B)									Lotus 41								
lap	Sect-1	Speed	Sect-2	Speed	Sect-3	Speed	TopSpeed	laptime pit	lap	Sect-1	Speed	Sect-2	Speed	Sect-3	Speed	Topspeed	laptime pit
1		119.0	1:15.003	111.7	27.743	105.6		2:31.494	5	50.402	113.6	1:25.738	106.4	31.086	99.6		2:47.226
2	47.958	119.0	1:15.185	112.4	27.588	106.1		2:30.731	6	54.782	106.7	1:31.168	103.9	31.920	97.7		2:57.870
3	46.683	118.8	1:14.510	112.0	27.771	105.2		2:28.964	7	55.252	110.9	1:30.589	102.3	31.316	101.0		2:57.157
4	47.249	115.3	1:18.319	109.3	29.616	100.4		2:35.184	8	54.302	112.2	1:31.930	101.4	29.762	103.7		2:55.994

14 Jon Milicevic (B)									Brabham BT21B								
lap	Sect-1	Speed	Sect-2	Speed	Sect-3	Speed	TopSpeed	laptime pit	lap	Sect-1	Speed	Sect-2	Speed	Sect-3	Speed	Topspeed	laptime pit
1		117.9	1:12.457	112.0	26.203	107.6		2:22.985	5	46.116	119.2	1:18.931	111.7	28.414	106.2		2:33.461
2	44.788	118.8	1:10.045	112.0	26.311	107.1		2:21.144	6	50.977	116.5	1:26.218	106.5	28.436	106.1		2:45.631
3	44.997	119.0	1:11.101	112.4	26.388	107.5		2:22.486	7	53.146	110.2	1:28.685	105.8	29.843	105.2		2:51.674
4	45.204	118.8	1:13.981	113.0	26.957	106.2		2:26.142	8	54.381	111.3	1:27.360	109.8	28.668	106.2		2:50.409

16 Mark Linstone (B)									Brabham BT21								
lap	Sect-1	Speed	Sect-2	Speed	Sect-3	Speed	TopSpeed	laptime pit	lap	Sect-1	Speed	Sect-2	Speed	Sect-3	Speed	Topspeed	laptime pit
1		120.7	1:14.855	115.9	27.431	108.3		2:31.076	5	52.017	117.1	1:26.227	99.4	30.473	97.4		2:48.717
2	47.449	120.3	1:15.233	113.2	27.549	109.1		2:30.231	6	52.419	102.0	1:30.929	98.3	32.056	98.3		2:55.404
3	47.114	118.4	1:14.553	111.1	27.753	108.0		2:29.420	7	55.250	106.2	1:30.538	97.4	30.895	103.4		2:56.683
4	46.908	116.3	1:19.199	108.2	30.636	94.6		2:36.743	8	54.782	108.9	1:29.590	104.2	29.919	104.1		2:54.291


19 Peter Froude (B)									Tecno								
lap	Sect-1	Speed	Sect-2	Speed	Sect-3	Speed	TopSpeed	laptime pit	lap	Sect-1	Speed	Sect-2	Speed	Sect-3	Speed	Topspeed	laptime pit
1		110.6	1:21.202	102.5	29.762	100.1		2:44.240	3	51.899	108.1	1:23.854	101.7	29.562	98.5		2:45.315
2	51.826	105.7	1:24.081	99.1	30.461	96.7		2:46.368	4	51.276	108.4	1:34.313	87.0				3:12.314

22 Simon Armer (B)									March 703								
lap	Sect-1	Speed	Sect-2	Speed	Sect-3	Speed	TopSpeed	laptime pit	lap	Sect-1	Speed	Sect-2	Speed	Sect-3	Speed	Topspeed	laptime pit
1		113.4	1:13.987	110.4	27.183	108.2		2:25.570	5	45.329	119.8	1:19.180	108.9	28.154	105.6		2:32.663
2	44.688	122.2	1:11.361	113.7	26.406	109.2		2:22.455	6	50.447	115.3	1:28.060	103.9	30.189	103.2		2:48.696
3	45.091	119.4	1:11.486	115.9	26.646	109.8		2:23.223	7	54.589	109.3	1:29.257	103.1	30.168	102.8		2:54.014
4	45.204	120.1	1:11.802	113.4	27.261	107.3		2:24.267	8	53.380	113.0	1:27.418	104.2	29.745	103.2		2:50.543

25 Michael Hibberd (B)									Brabham BT18A								
lap	Sect-1	Speed	Sect-2	Speed	Sect-3	Speed	TopSpeed	laptime pit	lap	Sect-1	Speed	Sect-2	Speed	Sect-3	Speed	Topspeed	laptime pit
1		123.4	1:12.856	118.4	26.918	108.9		2:24.080	4	46.711	124.3	1:24.281	113.2	30.067	95.0		2:41.059
2	45.236	121.8	1:10.762	115.5	26.988	108.5		2:22.986	5	50.269	118.8	1:35.495	79.3				3:07.420
3	45.184	121.8	1:11.754	114.7	27.026	106.9		2:23.964	6								

26 Steve Seaman (B)									Brabham BT21								
lap	Sect-1	Speed	Sect-2	Speed	Sect-3	Speed	TopSpeed	laptime pit	lap	Sect-1	Speed	Sect-2	Speed	Sect-3	Speed	Topspeed	laptime pit
1		123.8	1:13.063	114.7	26.996	110.7		2:25.412	4	45.652	118.4	1:13.857	114.9	29.005	102.0		2:28.514
2	44.797	122.0	1:21.942	113.4	26.777	108.5		2:33.516	5	47.317	117.3	1:30.878	100.8	29.464	102.4		2:47.659
3	45.438	119.0	1:11.775	114.1	27.075	108.5		2:24.288	6								

30 Clas Muller (B)									Brabham BT28								
lap	Sect-1	Speed	Sect-2	Speed	Sect-3	Speed	TopSpeed	laptime pit	lap	Sect-1	Speed	Sect-2	Speed	Sect-3	Speed	Topspeed	laptime pit
1		120.5	1:15.527	114.9	27.458	107.6		2:32.785	5	50.968	118.1	1:27.323	104.5	31.538	100.7		2:49.829
2	48.169	120.1	1:15.411	114.7	27.274	108.0		2:30.854	6	53.481	97.7	1:36.091	101.5	32.310	97.4		3:01.882
3	47.292	118.1	1:14.751	113.0	27.594	105.4		2:29.637	7	56.521	102.3	1:32.570	104.4	30.930	93.3		3:00.021
4	47.344	117.7	1:19.687	110.4	28.817	100.7		2:35.848	8	55.296	113.0	1:27.719	108.8	30.763	101.6		2:53.778



Session Start: 15:09:52 - Finish: 15:30:26
Weather/Track Conditions: Showers / Dry
Circuit: Silverstone Historic Grand Prix
Track Length: 5.857 Km - 3.6394 miles

Silverstone International Trophy - 21 - 22 May 2016

Historic Formula 3

Race 11 - Sector Analysis

42 Barrie Pusey (B)									Brabham BT21B								
lap	Sect-1	Speed	Sect-2	Speed	Sect-3	Speed	TopSpeed	laptime pit	lap	Sect-1	Speed	Sect-2	Speed	Sect-3	Speed	Topspeed	laptime pit
1		122.7	1:13.986	112.2	26.648	113.4		2:25.804	5	47.713	118.8	1:26.626	98.0	29.767	101.5		2:44.106
2	45.436	124.3	1:11.875	115.1	26.796	109.8		2:24.107	6	53.774	114.1	1:32.753	101.7	33.079	96.3		2:59.606
3	45.551	120.9	1:11.538	114.9	26.753	108.3		2:23.842	7	1:08.169	108.6	1:32.776	107.2	32.703	98.2		3:13.648
4	45.502	121.4	1:15.982	110.0	28.012	107.3		2:29.496	8	55.453	115.1	1:30.479	106.0	32.039	97.4		2:57.971

46 Steve Smith (B)									Chevron B15C								
lap	Sect-1	Speed	Sect-2	Speed	Sect-3	Speed	TopSpeed	laptime pit	lap	Sect-1	Speed	Sect-2	Speed	Sect-3	Speed	Topspeed	laptime pit
1		122.7	1:13.986	112.2	26.648	113.4		2:25.804	5	47.713	118.8	1:26.626	98.0	29.767	101.5		2:44.106
2	45.436	124.3	1:11.875	115.1	26.796	109.8		2:24.107	6	53.774	114.1	1:32.753	101.7	33.079	96.3		2:59.606
3	45.551	120.9	1:11.538	114.9	26.753	108.3		2:23.842	7	1:08.169	108.6	1:32.776	107.2	32.703	98.2		3:13.648
4	45.502	121.4	1:15.982	110.0	28.012	107.3		2:29.496	8	55.453	115.1	1:30.479	106.0	32.039	97.4		2:57.971

50 Jim Timms (B)									Brabham BT21B								
lap	Sect-1	Speed	Sect-2	Speed	Sect-3	Speed	TopSpeed	laptime pit	lap	Sect-1	Speed	Sect-2	Speed	Sect-3	Speed	Topspeed	laptime pit
1		118.8	1:15.069	109.8	28.353	105.9		2:30.905	3	46.974	117.7	1:14.488	110.2	29.043	97.6		2:30.505
2	47.882	115.1	1:16.521	113.2	27.531	106.9		2:31.934	4								

55 Julian Maynard (B)									Chevron B17								
lap	Sect-1	Speed	Sect-2	Speed	Sect-3	Speed	TopSpeed	laptime pit	lap	Sect-1	Speed	Sect-2	Speed	Sect-3	Speed	Topspeed	laptime pit
1		116.5	1:17.785	110.6	27.881	106.1		2:36.361	5	53.971	104.5	1:32.458	92.4	33.026	92.8		2:59.455
2	48.125	115.5	1:17.566	108.4	28.799	102.8		2:34.490	6	59.250	86.9	1:38.995	90.7	34.054	88.2		3:12.299
3	48.827	114.1	1:19.076	111.5	28.098	105.9		2:36.001	7	1:00.585	91.1	1:42.737	87.0	35.502	87.2		3:18.824
4	49.007	116.9	1:24.054	105.4	31.508	96.7		2:44.569	8	59.710	94.9	1:37.750	96.1	35.217	86.3		3:12.677


58 Ewen Sergison (B)									Brabham BT21								
lap	Sect-1	Speed	Sect-2	Speed	Sect-3	Speed	TopSpeed	laptime pit	lap	Sect-1	Speed	Sect-2	Speed	Sect-3	Speed	Topspeed	laptime pit
1		122.0	1:12.690	104.7	26.885	114.4		2:26.078	4	45.639	117.9	1:15.582	108.1	28.854	107.5		2:30.075
2	45.258	124.3	1:12.385	115.7	26.459	111.7		2:24.102	5	47.411	118.1	1:22.552	106.7	29.262	97.6		2:39.225
3	45.799	121.4	1:11.890	115.1	26.363	110.2		2:24.052	6								

62 Geoffrey O'nion (B)									Tecno								
lap	Sect-1	Speed	Sect-2	Speed	Sect-3	Speed	TopSpeed	laptime pit	lap	Sect-1	Speed	Sect-2	Speed	Sect-3	Speed	Topspeed	laptime pit
1		113.2	1:17.952	111.1	28.219	104.9		2:37.373	5	52.751	110.7	1:27.099	100.6	31.441	99.2		2:51.291
2	48.747	113.9	1:16.098	110.4	28.352	104.6		2:33.197	6	56.241	100.0	1:35.290	92.2	32.992	98.9		3:04.523
3	49.007	113.6	1:18.339	107.7	28.452	103.6		2:35.798	7	58.354	95.9	1:34.841	98.0	32.899	98.6		3:06.094
4	48.964	113.6	1:21.364	107.4	30.800	101.0		2:41.128	8	57.137	102.3	1:30.918	105.0	31.782	99.2		2:59.837

65 Peter Thompson (B)									Brabham BT21								
lap	Sect-1	Speed	Sect-2	Speed	Sect-3	Speed	TopSpeed	laptime pit	lap	Sect-1	Speed	Sect-2	Speed	Sect-3	Speed	Topspeed	laptime pit
1			116.7	26.312	111.5		2:24.846	5			110.4	28.300	108.3		2:33.669		
2			113.7	26.544	109.4		2:22.873	6			107.0	30.124	100.9		2:48.219		
3			113.4	26.404	109.2		2:23.209	7			107.2	31.541	96.1		2:59.088		
4			114.5	27.256	107.6		2:23.741	8			109.5	30.762	99.6		2:52.507		

71 Chris Holland (B)									Brabham BT21								
lap	Sect-1	Speed	Sect-2	Speed	Sect-3	Speed	TopSpeed	laptime pit	lap	Sect-1	Speed	Sect-2	Speed	Sect-3	Speed	Topspeed	laptime pit
1		121.6	1:14.881	112.8	26.757	109.1		2:29.263	5	49.496	117.3	1:26.186	100.5	31.634	99.0		2:47.316
2	45.660	119.6	1:14.297	114.1	26.856	108.2		2:26.813	6	53.172	111.1	1:32.189	100.3	32.275	97.1		2:57.636
3	45.683	119.2	1:14.216	113.4	27.699	108.9		2:27.598	7	56.017	106.5	1:33.391	96.0	33.117	96.6		3:02.525
4	45.543	120.3	1:18.138	107.4	29.535	103.7		2:33.216	8	56.700	103.4	1:32.149	102.8	30.823	101.3		2:59.672

82 Marcus Mussa (B)									Tecno								
lap	Sect-1	Speed	Sect-2	Speed	Sect-3	Speed	TopSpeed	laptime pit	lap	Sect-1	Speed	Sect-2	Speed	Sect-3	Speed	Topspeed	laptime pit
1		120.1	1:14.182	115.1	27.250	108.2		2:29.939	5	49.509	115.1	1:24.588	101.4	32.482	96.3		2:46.579
2	45.586	119.6	1:12.543	111.3	27.027	106.2		2:25.156	6	54.961	108.2	1:33.762	96.3	32.720	96.6		3:01.443
3	45.497	116.9	1:11.580	112.4	27.014	106.6		2:24.091	7	56.286	112.2	1:32.566	100.6	32.161	95.9		3:01.013
4	45.625	117.1	1:17.692	111.3	29.347	100.4		2:32.664	8	56.214	114.7	1:30.380	103.7	31.683	98.2		2:58.277




Session Start: 15:09:52 - Finish: 15:30:26
Weather/Track Conditions: Showers / Dry
Circuit: Silverstone Historic Grand Prix
Track Length: 5.857 Km - 3.6394 miles

Silverstone International Trophy - 21 - 22 May 2016

Historic Formula 3

Race 11 - Sector Analysis

96 Keith Messer (B)									Vesey Ford								
lap	Sect-1	Speed	Sect-2	Speed	Sect-3	Speed	TopSpeed	laptime pit	lap	Sect-1	Speed	Sect-2	Speed	Sect-3	Speed	Topspeed	laptime pit
1		<u>120.9</u>	1:15.165	112.6	27.853	102.9		2:31.161	5	50.715	113.9	1:27.805	105.2	30.867	99.3		2:49.387
2	48.177	117.9	1:16.642	113.0	30.001	103.1		2:34.820	6	55.207	104.9	1:34.951	94.3	32.363	95.5		3:02.521
3	47.067	114.9	1:13.025	114.1	27.693	104.7		2:27.785	7	57.149	107.4	1:32.572	101.4	31.847	92.9		3:01.568
4	47.497	117.1	1:19.199	108.2	31.232	96.1		2:37.928	8	55.569	107.4	1:27.989	102.1	30.588	98.7		2:54.146




Silverstone International Trophy - 21 - 22 May 2016

Historic Formula 3

Race 11 - Best Sector Times

POS	NO	DRIVER/S	Sector 1			Sector 2			Sector 3			IDEAL LAP	BEST LAP	On
			TIME	LAP	POS	TIME	LAP	POS	TIME	LAP	POS			
1	14	Jon Milicevic	44.788	2	2	1:10.045	2	1	26.203	1	1	2:21.036	2:21.144	2
2	22	Simon Armer	44.688	2	1	1:11.361	2	3	26.406	2	4	2:22.455	2:22.455	2
3	65	Peter Thompson							26.312	1	2		2:22.873	2
4	1	Leif Bosson	45.735	4	9	1:11.800	3	7	26.737	2	6	2:24.272	2:24.354	3
5	46	Steve Smith	45.436	2	6	1:11.538	3	4	26.648	1	5	2:23.622	2:23.842	3
6	82	Marcus Mussa	45.497	3	7	1:11.580	3	5	27.014	3	10	2:24.091	2:24.091	3
7	16	Mark Linstone	46.908	4	11	1:14.553	3	13	27.431	1	12	2:28.892	2:29.420	3
8	71	Chris Holland	45.543	4	8	1:14.216	3	10	26.757	1	7	2:26.516	2:26.813	2
9	2	Barry Sewell	46.683	3	10	1:14.510	3	12	27.588	2	14	2:28.781	2:28.964	3
10	30	Clas Muller	47.292	3	14	1:14.751	3	14	27.274	2	11	2:29.317	2:29.637	3
11	96	Keith Messer	47.067	3	13	1:13.025	3	9	27.693	3	15	2:27.785	2:27.785	3
12	62	Geoffrey O'nion	48.747	2	16	1:16.098	2	15	28.219	1	17	2:33.064	2:33.197	2
13	55	Julian Maynard	48.125	2	15	1:17.566	2	16	27.881	1	16	2:33.572	2:34.490	2
14	58	Ewen Sergison	45.258	2	5	1:11.890	3	8	26.363	3	3	2:23.511	2:24.052	3
15	26	Steve Seaman	44.797	2	3	1:11.775	3	6	26.777	2	8	2:23.349	2:24.288	3
16	25	Michael Hibberd	45.184	3	4	1:10.762	2	2	26.918	1	9	2:22.864	2:22.986	2
17	19	Peter Froude	51.276	4	17	1:21.202	1	17	29.562	3	18	2:42.040	2:44.240	1
18	50	Jim Timms	46.974	3	12	1:14.488	3	11	27.531	2	13	2:28.993	2:30.505	3
19	42	Barrie Pusey												




Session Start: 15:09:52 - Finish: 15:30:26
Weather/Track Conditions: Showers / Dry
Circuit: Silverstone Historic Grand Prix
Track Length: 5.857 Km - 3.6394 miles

Silverstone International Trophy - 21 - 22 May 2016

Historic Formula 3

Race 11 - Best Sector Speeds

	NO	SECTOR 1	MPH	NO	SECTOR 2	MPH	NO	SECTOR 3	MPH
1	25	Michael Hibberd	124.3	25	Michael Hibberd	118.4	58	Ewen Sergison	114.4
2	46	Steve Smith	124.3	65	Peter Thompson	116.7	46	Steve Smith	113.4
3	58	Ewen Sergison	124.3	16	Mark Linstone	115.9	65	Peter Thompson	111.5
4	26	Steve Seaman	123.8	22	Simon Armer	115.9	26	Steve Seaman	110.7
5	22	Simon Armer	122.2	58	Ewen Sergison	115.7	1	Leif Bosson	110.0
6	71	Chris Holland	121.6	46	Steve Smith	115.1	22	Simon Armer	109.8
7	96	Keith Messer	120.9	82	Marcus Mussa	115.1	16	Mark Linstone	109.1
8	16	Mark Linstone	120.7	26	Steve Seaman	114.9	71	Chris Holland	109.1
9	30	Clas Muller	120.5	30	Clas Muller	114.9	25	Michael Hibberd	108.9
10	1	Leif Bosson	120.1	1	Leif Bosson	114.1	82	Marcus Mussa	108.2
11	82	Marcus Mussa	120.1	71	Chris Holland	114.1	30	Clas Muller	108.0
12	14	Jon Milicevic	119.2	96	Keith Messer	114.1	14	Jon Milicevic	107.6
13	2	Barry Sewell	119.0	50	Jim Timms	113.2	50	Jim Timms	106.9
14	50	Jim Timms	118.8	14	Jon Milicevic	113.0	2	Barry Sewell	106.1
15	55	Julian Maynard	116.9	2	Barry Sewell	112.4	55	Julian Maynard	106.1
16	62	Geoffrey O'nion	113.9	55	Julian Maynard	111.5	62	Geoffrey O'nion	104.9
17	19	Peter Froude	110.6	62	Geoffrey O'nion	111.1	96	Keith Messer	104.7
18	42	Barrie Pusey	0.0	19	Peter Froude	102.5	19	Peter Froude	100.1
19	65	Peter Thompson	0.0	42	Barrie Pusey	0.0	42	Barrie Pusey	0.0



Session Start: 15:09:52 - Finish: 15:30:26

Weather/Track Conditions: Showers / Dry

Circuit: Silverstone Historic Grand Prix

Track Length: 5.857 Km - 3.6394 miles

Silverstone International Trophy - 21 - 22 May 2016

Historic Formula 3

Race 11 - Lap Chart

Lap 1			Lap 2			Lap 3			Lap 4			Lap 5			Lap 6		
NO	Behind	Laptime	NO	Behind	Laptime	NO	Behind	Laptime	NO	Behind	Laptime	NO	Behind	Laptime	NO	Behind	Laptime
14		2:22.985	14		2:21.144	14		2:22.486	14		2:26.142	14		2:33.461	14		2:45.631
25	1.095	2:24.080	25	2.937	2:22.986	65	4.313	2:23.209	65	1.912	2:23.741	22	1.960	2:32.663	65	4.708	2:48.219
65	1.861	2:24.846	65	3.590	2:22.873	25	4.415	2:23.964	22	2.758	2:24.267	65	2.120	2:33.669	22	5.025	2:48.696
26	2.427	2:25.412	22	3.896	2:22.455	22	4.633	2:23.223	46	10.492	2:29.496	58	17.314	2:39.225	46	35.112	2:59.606
22	2.585	2:25.570	46	5.782	2:24.107	46	7.138	2:23.842	58	11.550	2:30.075	46	21.137	2:44.106	1	35.417	2:56.583
46	2.819	2:25.804	58	6.051	2:24.102	58	7.617	2:24.052	1	14.311	2:29.568	1	24.465	2:43.615	82	48.023	3:01.443
58	3.093	2:26.078	1	9.017	2:25.667	1	10.885	2:24.354	26	18.973	2:28.514	82	32.211	2:46.579	71	49.993	2:57.636
1	4.494	2:27.479	82	10.966	2:25.156	82	12.571	2:24.091	82	19.093	2:32.664	26	33.171	2:47.659	2	59.620	2:57.870
71	6.278	2:29.263	71	11.947	2:26.813	26	16.601	2:24.288	25	19.332	2:41.059	71	37.988	2:47.316	16	59.742	2:55.404
82	6.954	2:29.939	26	14.799	2:33.516	71	17.059	2:27.598	71	24.133	2:33.216	2	47.381	2:47.226	30	1:08.986	3:01.882
50	7.920	2:30.905	16	17.178	2:30.231	16	24.112	2:29.420	2	33.616	2:35.184	16	49.969	2:48.717	96	1:11.753	3:02.521
16	8.091	2:31.076	2	18.096	2:30.731	2	24.574	2:28.964	16	34.713	2:36.743	30	52.735	2:49.829	62	1:31.461	3:04.523
96	8.176	2:31.161	50	18.710	2:31.934	30	26.661	2:29.637	30	36.367	2:35.848	25	53.291	3:07.420	55	1:51.326	3:12.299
2	8.509	2:31.494	30	19.510	2:30.854	50	26.729	2:30.505	96	38.937	2:37.928	96	54.863	2:49.387			
30	9.800	2:32.785	96	21.852	2:34.820	96	27.151	2:27.785	62	54.739	2:41.128	62	1:12.569	2:51.291			
55	13.376	2:36.361	62	26.441	2:33.197	62	39.753	2:35.798	55	58.664	2:44.569	55	1:24.658	2:59.455			
62	14.388	2:37.373	55	26.722	2:34.490	55	40.237	2:36.001	19	1:55.480	3:12.314						
19	21.255	2:44.240	19	46.479	2:46.368	19	1:09.308	2:45.315									

Session Start: 15:09:52 - Finish: 15:30:26
Weather/Track Conditions: Showers / Dry
Circuit: Silverstone Historic Grand Prix
Track Length: 5.857 Km - 3.6394 miles

Silverstone International Trophy - 21 - 22 May 2016

Historic Formula 3

Race 11 - Lap Chart

Lap 7			Lap 8		
NO	Behind	Laptime	NO	Behind	Laptime
14		2:51.674	14		2:50.409
22	7.365	2:54.014	22	7.499	2:50.543
65	12.122	2:59.088	65	14.220	2:52.507
1	49.622	3:05.879	1	58.486	2:59.273
46	57.086	3:13.648	46	1:04.648	2:57.971
82	57.362	3:01.013	82	1:05.230	2:58.277
71	1:00.844	3:02.525	16	1:08.633	2:54.291
16	1:04.751	2:56.683	71	1:10.107	2:59.672
2	1:05.103	2:57.157	2	1:10.688	2:55.994
30	1:17.333	3:00.021	30	1:20.702	2:53.778
96	1:21.647	3:01.568	96	1:25.384	2:54.146
62	1:45.881	3:06.094	62	1:55.309	2:59.837
55	2:18.476	3:18.824	55	2:40.744	3:12.677

Session Start: 15:09:52 - Finish: 15:30:26
Weather/Track Conditions: Showers / Dry
Circuit: Silverstone Historic Grand Prix
Track Length: 5.857 Km - 3.6394 miles

Silverstone International Trophy - 21 - 22 May 2016

Guards Trophy

Race 12 - Classification

Sheet No:

POS	NO	DRIVER/S	CLASS	CLASS POS	CAR MAKE / MODEL	TIME	LAPS	GAP	DIFF	MPH	BEST	ON
1	2	George Tizzard	SRE	1	Lenham Spyder	41:27.684	17	-- 17 laps		89.53	2:18.236	17
2	4	O'Connell-Watson	SRD	1	Chevron B8	41:41.208	17	13.524	13.524	89.05	2:18.648	7
3	32	Charles Allison	SRD	2	Chevron B8	42:12.231	17	44.547	31.023	87.96	2:21.584	13
4	34	Schryver-Schryver	SRD	3	Chevron B8	42:12.529	17	44.845	0.298	87.94	2:21.446	16
5	42	Colman-Colman	SRD	4	Chevron B8	42:31.214	17	1:03.530	18.685	87.30	2:21.085	10
6	25	Hibberd-Griffiths	SRB	1	Lotus 23B	42:32.282	17	1:04.598	1.068	87.27	2:22.712	14
7	46	Mike Whitaker	D	1	TVR Griffith	42:43.256	17	1:15.572	10.974	86.89	2:23.297	11
8	75	Leo Voyazides	D	2	AC Cobra	43:06.102	17	1:38.418	22.846	86.12	2:25.270	12
9	5	Thomas-Turkington	SRB	2	Brabham BT5	43:17.650	17	1:49.966	11.548	85.74	2:23.264	16
10	14	Spiers-Hetherington	D	3	TVR Griffith	43:23.811	17	1:56.127	6.161	85.54	2:24.293	10
11	36	Newall-Garside	SRB	3	Lotus 23B	43:41.021	17	2:13.337	17.210	84.97	2:23.306	7
12	6	Thompson-McClurg	SRD	5	Chevron B6	43:43.625	17	2:15.941	2.604	84.89	2:24.369	17
13	27	Halstead-McPherson	SRC	1	Crossle 9S	41:48.961	16	-- 16 laps	29.705	83.55	2:26.418	6
14	7	Hollamby-Goodwin	SRB	4	Lotus 23B	41:50.230	16	1.269	1.269	83.51	2:24.085	14
15	26	John Davison	A	1	Lotus Elan 26R	41:59.981	16	11.020	9.751	83.18	2:28.841	14
16	39	Taylor-Taylor	SRD	6	Chevron B8	42:02.574	16	13.613	2.593	83.10	2:25.173	5
17	65	Peter Thompson	D	4	TVR Griffith	42:24.153	16	35.192	21.579	82.39	2:29.239	15
18	8	Paul Tooms	A	2	Lotus Elan	42:26.314	16	37.353	2.161	82.33	2:29.415	16
19	130	Clarkson-Smithies	SRD	7	Chevron B8	42:44.492	16	55.531	18.178	81.74	2:27.890	12
20	21	Russell-Russell	A	3	Lotus Elan	43:19.988	16	1:31.027	35.496	80.62	2:30.915	15
21	79	Paul Pheysey	C	1	Lotus Elan	43:20.675	16	1:31.714	0.687	80.60	2:30.261	15
22	23	Darren Wilson	SRB	5	Lotus 23A	43:23.296	16	1:34.335	2.621	80.52	2:30.609	14
23	19	Nick Pancisi	A	4	Lotus Elan S1	43:31.478	16	1:42.517	8.182	80.27	2:33.232	14
24	106	Macdonald-Ward-Booth	SRD	8	Ginetta G16	43:37.926	16	1:48.965	6.448	80.07	2:30.010	5
25	93	George Douglas	SRD	9	Ginetta G16	41:50.617	15	-- 15 laps	46.382	78.27	2:34.861	15
26	136	Mark Russell	C	2	Jaguar E-type	42:07.044	15	16.427	16.427	77.76	2:38.926	7
27	172	Chambers-Loader	B	1	MG B	43:03.040	15	1:12.423	55.996	76.08	2:42.243	6
28	9	Goff-Goff	A	5	Lotus Elan	43:13.187	15	1:22.570	10.147	75.78	2:38.506	7
29	1	Gardiner-Cox	D	5	TVR Griffith	43:14.887	15	1:24.270	1.700	75.73	2:25.764	9
30	60	Andrew Hayden	C	3	Austin Healey 3000 Mk2	43:27.322	15	1:36.705	12.435	75.37	2:41.635	14
31	152	Harris-Wilmoth	C	4	Austin Healey 3000	43:33.426	15	1:42.809	6.104	75.20	2:38.523	7
32	94	Bentley-Richardson	B	2	MG B	43:49.675	15	1:59.058	16.249	74.73	2:45.885	6
33	66	Griffin-Adams	A	6	Lotus Elan	44:01.898	15	2:11.281	12.223	74.38	2:43.459	6
34	105	Ian Kilpatrick	SRE	2	Ginetta G12	42:06.523	14	-- 14 laps	49.668	72.59	2:47.086	12
35	37	Steve Naish	B	3	MG B	42:21.126	14	14.603	14.603	72.18	2:50.480	11
36	154	Aylett-Farrall	INV	1	GSM Delta Coupe	42:35.992	14	29.469	14.866	71.76	2:50.285	6
37	155	Haines-Bagnall	B	4	MG B	43:25.858	14	1:19.335	49.866	70.39	2:53.284	13
----- NOT CLASSIFIED -----												
DNF	104	Michael Richings	SRB		Merlyn Mk4A	25:18.789	9	-- 9 laps --		77.63	2:42.370	6
DNF	20	Gregory Thornton	SRD		Chevron B8	31:04.236	8	-- 8 laps --	8:45.439	56.22	2:24.180	7
DNF	41	Brian Casey	SRE		Lenham P69	13:27.557	5	-- 5 laps --		81.11	2:38.056	4
DNF	72	Jamie Boot	C		Jaguar E-type	5:30.353	2	-- 2 laps --	0.589	79.32	2:40.659	2
DNF	52	Neil Daws	SRB		Merlyn 6A							

CARS 10, 64, 77 & 111 - NON STARTERS

Session Start: 15:45:12 - Finish: 16:26:39

Weather/Track Conditions: Cloud / Dry

Circuit: Silverstone Historic Grand Prix

Track Length: 5.857 Km - 3.6394 miles

These results are provisional until the conclusion of any judicial and technical matters.

Clerk of the Course:	Timekeeper:	Issued at:
Julian Floyd	Nick Palmer	

Silverstone International Trophy - 21 - 22 May 2016

Guards Trophy

Race 12 - Classification

Sheet No:

DNF 43 Jones-Jones SRC Elva Mk7

----- FASTEST LAP SUMMARY -----

NO	DRIVER/S	CLASS	CAR MAKE / MODEL	FASTEST LAP	ON	MPH
2	George Tizzard	SRE	Lenham Spyder	2:18.236	17	94.78
4	O'Connell-Watson	SRD	Chevron B8	2:18.648	7	94.50
25	Hibberd-Griffiths	SRB	Lotus 23B	2:22.712	14	91.81
46	Mike Whitaker	D	TVR Griffith	2:23.297	11	91.43
27	Halstead-McPherson	SRC	Crossle 9S	2:26.418	6	89.48
26	John Davison	A	Lotus Elan 26R	2:28.841	14	88.03
79	Paul Pheysey	C	Lotus Elan	2:30.261	15	87.19
172	Chambers-Loader	B	MG B	2:42.243	6	80.75
154	Aylett-Farrall	INV	GSM Delta Coupe	2:50.285	6	76.94

CARS 10, 64, 77 & 111 - NON STARTERS

Session Start: 15:45:12 - Finish: 16:26:39
Weather/Track Conditions: Cloud / Dry
Circuit: Silverstone Historic Grand Prix
Track Length: 5.857 Km - 3.6394 miles

These results are provisional until the conclusion of any judicial and technical matters.

Clerk of the Course: <div style="text-align: right;">Julian Floyd</div>	Timekeeper: <div style="text-align: right;">Nick Palmer</div>	Issued at:
--	--	------------

Silverstone International Trophy - 21 - 22 May 2016

Guards Trophy

Race 12 - Sector Analysis


1 Gardiner-Cox (D)									TVR Griffith								
lap	Sect-1	Speed	Sect-2	Speed	Sect-3	Speed	TopSpeed	laptime pit	lap	Sect-1	Speed	Sect-2	Speed	Sect-3	Speed	Topspeed	laptime pit
1		137.5	1:16.588	122.0	27.664	122.2		2:31.754	9	45.357	140.1	1:12.853	123.1	27.554	118.5		2:25.764
2	45.294	134.2	1:16.995	119.0	28.112	119.8		2:30.401	10	44.940	141.9	1:19.297	105.8				2:39.459
3	45.300	144.0	1:16.588	121.8	27.661	120.9		2:29.549	11	Out	121.8	1:20.738	103.6	29.714	103.4		5:06.144 P
4	44.994	137.0	1:15.001	122.7	27.329	122.2		2:27.324	12	49.976	117.5	1:20.968	103.4	29.870	103.2		2:40.814
5	44.983	140.1	1:15.675	113.0	27.681	122.5		2:28.339	13	51.210	106.5	1:20.983	99.0	32.669	93.7		2:44.862
6	45.496	130.3	1:15.367	122.5	27.334	119.8		2:28.197	14	51.688	109.7	1:29.549	68.5	34.217	71.7		2:55.454
7	46.361	136.7	1:20.127	121.6				2:40.307	15	1:08.719	72.1	1:41.435	66.5	37.339	62.1		3:27.493
8	Out	139.5	1:13.107	124.0	27.660	120.7		3:39.026 P	16								

2 George Tizzard (SRE)									Lenham Spyder								
lap	Sect-1	Speed	Sect-2	Speed	Sect-3	Speed	TopSpeed	laptime pit	lap	Sect-1	Speed	Sect-2	Speed	Sect-3	Speed	Topspeed	laptime pit
1		129.8	1:14.122	123.8	26.105	118.1		2:25.647	10	44.061	126.9	1:09.564	123.4	26.134	117.6		2:19.759
2	44.740	124.3	1:13.332	121.8	26.271	115.8		2:24.343	11	43.265	126.1	1:09.529	122.5	25.966	116.2		2:18.760
3	43.518	125.4	1:11.652	122.2	26.424	115.8		2:21.594	12	43.338	127.1	1:11.250	120.9	25.850	117.0		2:20.438
4	43.395	125.7	1:11.850	122.0	26.246	115.8		2:21.491	13	43.939	126.9	1:09.007	122.5	25.976	116.4		2:18.922
5	43.285	127.3	1:11.660	122.7	26.253	116.4		2:21.198	14	44.268	126.9	1:10.578	123.8	26.106	116.2		2:20.952
6	44.785	125.9	1:10.410	122.5	26.560	116.4		2:21.755	15	43.110	127.3	1:09.304	121.4	26.670	116.8		2:19.084
7	43.592	127.3	1:10.063	123.1	26.396	115.8		2:20.051	16	43.634	126.9	1:11.753	119.2	26.301	116.2		2:21.688
8	43.808	125.4	1:13.780	113.2				2:30.331	17	43.219	126.4	1:08.949	122.0	26.068	116.4		2:18.236
9	Out	125.7	1:09.809	121.8	26.085	117.2		3:43.435 P	18								

4 O'Connell-Watson (SRD)									Chevron B8								
lap	Sect-1	Speed	Sect-2	Speed	Sect-3	Speed	TopSpeed	laptime pit	lap	Sect-1	Speed	Sect-2	Speed	Sect-3	Speed	Topspeed	laptime pit
1		129.8	1:12.059	125.4	26.270	117.0		2:23.407	10	43.597	131.8	1:10.108	125.0				2:22.944
2	43.619	130.6	1:11.044	125.4	26.077	117.0		2:20.740	11	Out	130.3	1:13.937	123.6	27.351	115.8		3:45.326 P
3	43.729	130.1	1:10.165	125.2	26.173	117.2		2:20.067	12	46.127	130.6	1:12.337	123.4	27.233	116.2		2:25.697
4	43.370	131.1	1:09.754	125.4	25.783	117.9		2:18.907	13	45.158	131.1	1:13.140	122.7	27.573	114.6		2:25.871
5	43.118	131.1	1:10.062	125.4	26.032	117.4		2:19.212	14	46.186	130.6	1:13.005	122.2	27.933	114.8		2:27.124
6	43.190	131.6	1:09.617	125.9	26.017	117.6		2:18.824	15	45.430	128.8	1:12.963	125.0	27.217	115.8		2:25.610
7	43.325	130.6	1:09.302	124.7	26.021	117.9		2:18.648	16	46.049	129.6	1:12.689	123.4	27.330	111.3		2:26.068
8	43.078	132.4	1:09.138	125.2	26.508	117.4		2:18.724	17	45.243	129.8	1:12.649	122.9	27.371	116.6		2:25.263
9	43.615	130.6	1:08.851	125.0	26.310	117.6		2:18.776	18								

5 Thomas-Turkington (SRB)									Brabham BT5								
lap	Sect-1	Speed	Sect-2	Speed	Sect-3	Speed	TopSpeed	laptime pit	lap	Sect-1	Speed	Sect-2	Speed	Sect-3	Speed	Topspeed	laptime pit
1		130.8	1:17.255	126.4	27.483	114.8		2:35.147	10	45.035	132.1	1:12.142	125.4	26.823	115.2		2:24.000
2	46.255	130.6	1:15.801	122.9	27.510	114.6		2:29.566	11	44.571	132.9	1:12.404	125.7	26.976	115.0		2:23.951
3	45.149	131.8	1:15.374	120.5	27.857	113.0		2:28.380	12	45.386	133.2	1:13.675	126.1	26.957	116.0		2:26.018
4	45.445	131.6	1:14.320	125.4	27.366	113.4		2:27.131	13	44.556	132.9	1:12.397	126.1	26.784	116.6		2:23.737
5	45.331	132.6	1:13.860	124.7	27.433	113.6		2:26.624	14	44.651	133.2	1:12.780	127.1	27.012	117.0		2:24.443
6	45.842	131.1	1:14.178	121.4	27.816	114.4		2:27.836	15	44.456	133.4	1:12.719	124.0	27.053	116.2		2:24.228
7	45.771	132.1	1:14.723	122.5	28.026	114.2		2:28.520	16	44.346	132.4	1:12.031	125.4	26.887	116.6		2:23.264
8	45.950	131.1	1:14.085	118.4				2:34.015	17	44.248	133.7	1:13.559	123.6	26.999	116.8		2:24.806
9	Out	131.1	1:13.053	125.9	27.262	114.6		4:05.984 P	18								

6 Thompson-McClurg (SRD)									Chevron B6								
lap	Sect-1	Speed	Sect-2	Speed	Sect-3	Speed	TopSpeed	laptime pit	lap	Sect-1	Speed	Sect-2	Speed	Sect-3	Speed	Topspeed	laptime pit
1				124.7	27.840	117.2		2:37.329	10				123.4	27.670	118.5		2:26.291
2				117.3	28.459	115.4		2:34.398	11				126.4	26.951	119.4		2:26.143
3				124.0	28.031	116.2		2:32.370	12				125.9	27.164	119.8		2:26.340
4				124.0	27.642	114.4		2:32.143	13				126.6	26.967	118.9		2:25.235
5				123.6	28.274	114.2		2:31.644	14				124.3	27.296	119.6		2:27.533
6				122.0	28.164	111.8		2:34.905	15				121.4	27.225	120.0		2:25.582
7				115.1				2:36.613	16				122.9	27.383	119.8		2:25.355
8	Out		In	126.1	27.333	120.0		3:47.801 P	17				123.1	27.055	120.7		2:24.369
9				116.7	27.540	119.4		2:29.574	18								



Session Start: 15:45:12 - Finish: 16:26:39

Weather/Track Conditions: Cloud / Dry

Circuit: Silverstone Historic Grand Prix

Track Length: 5.857 Km - 3.6394 miles

Silverstone International Trophy - 21 - 22 May 2016

Guards Trophy

Race 12 - Sector Analysis

7 Hollamby-Goodwin (SRB)									Lotus 23B								
lap	Sect-1	Speed	Sect-2	Speed	Sect-3	Speed	TopSpeed	laptime pit	lap	Sect-1	Speed	Sect-2	Speed	Sect-3	Speed	Topspeed	laptime pit
1		130.6	1:40.420	119.0	29.721	110.9		3:01.844	9	46.092	132.6	1:13.363	125.7	27.302	115.2		2:26.757
2	49.268	113.7	1:21.566	120.7	28.573	112.0	2:39.407		10	45.949	134.8	1:14.391	125.2	27.264	115.0		2:27.604
3	48.670	121.1	1:21.201	116.9	28.643	114.4	2:38.514		11	45.242	134.5	1:12.310	124.7	27.550	116.2		2:25.102
4	47.347	128.6	1:16.117	124.3	27.689	111.5	2:31.153		12	46.223	133.4	1:12.932	121.8	27.451	115.4		2:26.606
5	46.904	129.3	1:17.705	120.9			2:34.710		13	44.768	134.2	1:13.409	120.3	27.728	114.4		2:25.905
6	Out	131.6	1:17.321	122.2	27.564	112.6	4:02.491	P	14	44.932	133.7	1:11.946	126.1	27.207	116.4		2:24.085
7	46.861	131.3	1:14.787	117.3	27.595	108.7	2:29.243		15	45.330	134.2	1:12.513	122.2	27.753	114.2		2:25.596
8	45.419	135.3	1:13.698	125.2	27.151	117.0	2:26.268		16	44.718	133.7	1:12.588	126.1	27.639	113.0		2:24.945

8 Paul Tooms (A)									Lotus Elan								
lap	Sect-1	Speed	Sect-2	Speed	Sect-3	Speed	TopSpeed	laptime pit	lap	Sect-1	Speed	Sect-2	Speed	Sect-3	Speed	Topspeed	laptime pit
1		123.6	1:22.654	116.9	28.677	110.7		2:47.273	9	47.313	125.0	1:14.878	117.1	28.786	109.4		2:30.977
2	49.354	118.1	1:22.439	112.8	29.299	108.9	2:41.092		10	47.365	123.8	1:16.258	114.3				2:33.749
3	49.610	124.0	1:19.365	119.4	28.608	110.7	2:37.583		11	Out	125.2	1:16.337	117.1	28.279	110.0		3:52.306
4	48.352	127.8	1:18.194	115.7	28.857	111.7	2:35.403		12	47.034	128.3	1:16.117	115.7	30.938	111.8		2:34.089
5	47.595	127.1	1:17.555	117.1	28.465	111.5	2:33.615		13	46.834	124.7	1:14.781	117.5	28.508	110.7		2:30.123
6	49.230	121.8	1:16.731	115.3	28.732	109.8	2:34.693		14	46.923	125.0	1:15.770	118.1	28.371	111.5		2:31.064
7	47.873	122.9	1:16.149	109.8	28.852	109.1	2:32.874		15	46.999	121.4	1:14.606	118.1	28.507	112.8		2:30.112
8	47.293	125.0	1:15.785	116.3	28.868	112.2	2:31.946		16	46.697	125.7	1:14.440	119.0	28.278	109.1		2:29.415

9 Goff-Goff (A)									Lotus Elan								
lap	Sect-1	Speed	Sect-2	Speed	Sect-3	Speed	TopSpeed	laptime pit	lap	Sect-1	Speed	Sect-2	Speed	Sect-3	Speed	Topspeed	laptime pit
1		107.5	1:25.151	108.4	29.561	108.3		2:53.269	9	Out	110.9	1:28.837	96.7	32.901	97.6		4:21.887
2	50.309	97.7	1:25.546	100.2	29.725	110.2	2:45.580		10	53.477	105.0	1:27.577	107.9	31.304	96.6		2:52.358
3	50.001	103.6	1:23.138	112.2	29.013	110.5	2:42.152		11	54.582	105.0	1:27.111	99.0	32.181	91.3		2:53.874
4	49.340	108.2	1:22.704	100.5	29.732	109.4	2:41.776		12	54.003	106.9	1:26.363	102.3	32.049	96.4		2:52.415
5	50.011	114.1	1:21.304	112.4	29.294	108.7	2:40.609		13	54.017	103.6	1:25.750	107.9	31.602	94.2		2:51.369
6	49.787	117.1	1:20.409	110.0	29.052	109.6	2:39.248		14	52.900	111.3	1:24.420	108.1	31.518	96.1		2:48.838
7	48.368	114.3	1:20.738	106.2	29.400	108.0	2:38.506		15	52.425	111.1	1:24.772	108.1	31.738	96.6		2:48.935
8	48.715	115.5	1:20.655	102.5			2:42.371		16								

14 Spiers-Hetherington (D)									TVR Griffith								
lap	Sect-1	Speed	Sect-2	Speed	Sect-3	Speed	TopSpeed	laptime pit	lap	Sect-1	Speed	Sect-2	Speed	Sect-3	Speed	Topspeed	laptime pit
1		131.8	1:18.442	120.9	27.752	121.6		2:37.559	10	44.546	143.7	1:12.507	127.1	27.240	121.1		2:24.293
2	47.446	120.7	1:18.334	128.1	27.497	118.5	2:33.277		11	45.608	142.8	1:12.901	128.6	27.136	122.7		2:25.645
3	45.959	138.9	1:15.934	125.7	27.410	119.8	2:29.303		12	45.761	142.2	1:12.870	129.8	27.086	120.9		2:25.717
4	45.196	142.2	1:15.616	129.3	27.419	120.0	2:28.231		13	44.387	143.7	1:13.243	126.9	27.857	120.5		2:25.487
5	45.039	140.7	1:15.359	126.9	27.362	118.3	2:27.760		14	44.796	143.1	1:13.297	127.8	27.214	122.5		2:25.307
6	45.298	140.4	1:15.806	125.9	27.645	117.2	2:28.749		15	44.142	136.7	1:15.253	120.1	27.594	122.0		2:26.989
7	46.008	137.2	1:14.250	120.9	28.370	114.4	2:28.628		16	44.924	142.8	1:12.993	122.7	27.857	116.2		2:25.774
8	45.664	141.9	1:15.497	120.3			2:32.243		17	45.353	141.9	1:14.606	125.2	27.697	119.8		2:27.656
9	Out	141.9	1:14.169	124.3	27.424	121.1	3:51.193	P	18								

19 Nick Pancisi (A)									Lotus Elan S1								
lap	Sect-1	Speed	Sect-2	Speed	Sect-3	Speed	TopSpeed	laptime pit	lap	Sect-1	Speed	Sect-2	Speed	Sect-3	Speed	Topspeed	laptime pit
1		115.1	1:25.224	115.1	29.284	107.1		2:51.922	9	Out	124.7	1:17.101	118.8	28.366	109.4		3:54.296
2	50.613	113.4	1:26.108	114.5	29.531	108.3	2:46.252		10	48.392	125.2	1:20.438	117.7	28.844	109.1		2:37.674
3	48.579	125.9	1:24.047	115.7	28.895	110.0	2:41.521		11	47.697	126.1	1:18.176	118.8	29.015	109.6		2:34.888
4	49.839	126.4	1:20.844	116.3	28.900	108.2	2:39.583		12	47.917	123.8	1:19.525	117.7	29.527	105.9		2:36.969
5	49.956	124.7	1:18.852	117.7	28.916	108.5	2:37.724		13	47.594	125.9	1:18.840	117.1	28.989	107.3		2:35.423
6	48.735	124.3	1:18.893	116.7	29.124	107.5	2:36.752		14	47.760	127.6	1:16.915	119.0	28.557	109.6		2:33.232
7	48.410	124.5	1:19.026	115.7	29.168	108.2	2:36.604		15	47.858	126.6	1:18.245	115.7	29.734	107.8		2:35.837
8	48.227	125.2	1:17.924	117.5			2:37.384		16	48.102	125.9	1:17.994	118.6	29.321	108.0		2:35.417

20 Gregory Thornton (SRD)									Chevron B8								
lap	Sect-1	Speed	Sect-2	Speed	Sect-3	Speed	TopSpeed	laptime pit	lap	Sect-1	Speed	Sect-2	Speed	Sect-3	Speed	Topspeed	laptime pit
1		135.0	1:20.584	110.9				2:43.701	5	44.687	131.1	1:12.957	120.1				2:28.411
2	Out	129.1	1:18.139	119.8	28.303	115.6	12:06.461	P	6	Out	131.1	1:11.805	122.5	27.356	116.6		3:50.592
3	46.705	130.1	1:13.202	122.7	26.978	115.4	2:26.885		7	45.428	132.4	1:12.009	123.6	26.743	114.6		2:24.180
4	44.461	130.6	1:13.728	101.8	28.253	115.8	2:26.442		8	44.415	133.4	1:17.486	97.0				2:37.564



Silverstone International Trophy - 21 - 22 May 2016

Guards Trophy

Race 12 - Sector Analysis


21 Russell-Russell (A)									Lotus Elan								
lap	Sect-1	Speed	Sect-2	Speed	Sect-3	Speed	TopSpeed	laptime pit	lap	Sect-1	Speed	Sect-2	Speed	Sect-3	Speed	Topspeed	laptime pit
1		125.4	1:22.886	117.7	29.182	105.6		2:46.694	9	48.198	125.9	1:16.908	116.1	28.668	107.8		2:33.774
2	49.337	122.9	1:23.660	113.9	29.162	108.2		2:42.159	10	47.669	126.4	1:18.682	117.5	28.785	107.3		2:35.136
3	49.344	122.9	1:19.040	<u>120.3</u>	28.651	108.5		2:37.035	11	47.275	125.2	1:17.721	117.9	28.593	107.1		2:33.589
4	48.241	<u>127.3</u>	1:17.819	118.8	28.394	107.6		2:34.454	12	47.787	123.8	1:17.573	119.6	28.946	107.3		2:34.306
5	48.158	126.9	1:17.475	116.5	28.632	108.0		2:34.265	13	47.435	124.7	1:18.202	116.9	29.433	108.9		2:35.070
6	55.836	123.8	1:17.441	117.9				2:46.894	14	47.348	125.0	1:17.952	117.7	28.566	108.3		2:33.866
7	Out	118.8	1:19.518	113.4	29.277	107.3		4:02.587 P	15	<u>46.896</u>	126.9	<u>1:15.636</u>	119.0	<u>28.383</u>	<u>109.4</u>		<u>2:30.915</u>
8	47.555	125.4	1:28.431	117.3	28.877	106.9		2:44.863	16	47.926	126.1	1:18.039	116.9	28.416	108.5		2:34.381

23 Darren Wilson (SRB)									Lotus 23A								
lap	Sect-1	Speed	Sect-2	Speed	Sect-3	Speed	TopSpeed	laptime pit	lap	Sect-1	Speed	Sect-2	Speed	Sect-3	Speed	Topspeed	laptime pit
1		128.1	1:37.028	116.3	29.499	111.5		3:00.589	9	<u>46.886</u>	129.1	1:16.314	121.8	28.545	114.0		2:31.745
2	48.330	116.3	1:22.045	121.6	29.407	110.2		2:39.782	10	47.418	129.6	1:17.585	123.1	28.613	111.8		2:33.616
3	47.868	128.6	1:21.061	121.1	28.385	113.2		2:37.314	11	47.744	129.8	1:16.698	<u>123.6</u>	38.486	92.0		2:42.928
4	46.975	129.3	1:16.633	123.4	<u>28.037</u>	<u>115.2</u>		2:31.645	12	47.820	<u>130.3</u>	1:16.582	120.3	28.895	112.0		2:33.297
5	46.976	128.1	1:17.207	122.9	28.290	114.4		2:32.473	13	47.221	130.1	1:16.518	119.0	28.521	113.6		2:32.260
6	47.048	129.3	1:16.968	122.7	28.507	113.6		2:32.523	14	46.932	129.1	<u>1:15.532</u>	121.6	28.145	114.8		<u>2:30.609</u>
7	46.940	129.1	1:17.052	120.3				2:37.059	15	47.236	130.1	1:18.232	120.1	28.344	114.4		2:33.812
8	Out	126.4	1:16.805	121.4	28.265	113.6		4:14.777 P	16	48.381	129.1	1:21.211	108.6	29.275	114.2		2:38.867

25 Hibberd-Griffiths (SRB)									Lotus 23B								
lap	Sect-1	Speed	Sect-2	Speed	Sect-3	Speed	TopSpeed	laptime pit	lap	Sect-1	Speed	Sect-2	Speed	Sect-3	Speed	Topspeed	laptime pit
1		133.7	1:15.990	128.1	27.658	118.7		2:32.651	10	Out	137.5	1:12.779	129.3	27.268	119.1		3:45.998 P
2	45.139	126.6	1:15.051	123.4	27.120	118.5		2:27.310	11	44.231	137.8	1:11.919	129.6	27.068	<u>119.6</u>		2:23.218
3	44.215	136.7	1:14.205	126.1	27.000	118.1		2:25.420	12	44.945	137.5	1:14.475	<u>130.1</u>	27.649	115.6		2:27.069
4	44.400	137.2	1:13.857	126.9	27.203	115.2		2:25.460	13	45.013	136.1	1:11.602	129.3	27.506	119.4		2:24.121
5	44.629	138.4	1:12.663	<u>130.1</u>	<u>26.802</u>	118.9		2:24.094	14	44.279	<u>138.7</u>	1:11.459	128.3	26.974	115.8		<u>2:22.712</u>
6	44.457	137.2	1:13.177	122.9	27.638	115.6		2:25.272	15	44.896	134.8	<u>1:11.296</u>	123.1	27.378	117.4		2:23.570
7	<u>44.171</u>	137.0	1:11.741	126.9	27.174	116.6		2:23.086	16	44.276	135.3	1:12.485	122.7	27.393	116.8		2:24.154
8	46.014	135.6	1:12.520	122.7	27.235	117.2		2:25.769	17	44.938	134.8	1:12.111	128.3	26.956	111.7		2:24.005
9	46.102	134.8	1:12.685	128.3				2:28.373	18								

26 John Davison (A)									Lotus Elan 26R								
lap	Sect-1	Speed	Sect-2	Speed	Sect-3	Speed	TopSpeed	laptime pit	lap	Sect-1	Speed	Sect-2	Speed	Sect-3	Speed	Topspeed	laptime pit
1		115.7	1:24.236	119.6	28.277	<u>111.8</u>		2:45.799	9	47.654	126.1	1:15.234	119.8	28.098	111.1		2:30.986
2	47.016	123.6	1:18.081	<u>121.6</u>	28.486	109.6		2:33.583	10	46.575	127.3	1:15.142	117.5				2:35.140
3	47.475	125.9	1:17.522	120.9	28.070	111.3		2:33.067	11	Out	125.9	1:15.320	120.9	27.867	111.3		3:53.295 P
4	46.724	126.4	1:17.016	121.4	28.270	111.3		2:32.010	12	46.637	125.4	1:15.365	117.9	28.142	111.3		2:30.144
5	46.642	126.6	1:16.942	120.7	28.003	110.0		2:31.587	13	<u>46.430</u>	<u>127.6</u>	1:15.359	119.6	28.440	108.2		2:30.229
6	46.514	125.9	1:15.818	120.7	27.925	111.5		2:30.257	14	46.714	126.6	<u>1:14.222</u>	121.1	27.905	<u>111.8</u>		<u>2:28.841</u>
7	46.517	127.1	1:16.088	115.7	28.145	111.7		2:30.750	15	46.543	125.7	1:16.193	120.7	<u>27.859</u>	111.1		2:30.595
8	46.545	126.9	1:17.431	114.3	28.338	111.3		2:32.314	16	47.704	126.1	1:15.692	120.1	27.988	111.3		2:31.384

27 Halstead-McPherson (SRC)									Crossle 9S								
lap	Sect-1	Speed	Sect-2	Speed	Sect-3	Speed	TopSpeed	laptime pit	lap	Sect-1	Speed	Sect-2	Speed	Sect-3	Speed	Topspeed	laptime pit
1		124.5	1:19.822	118.4	28.371	114.0		2:41.856	9	45.738	130.1	1:16.756	115.7	27.620	118.3		2:30.114
2	47.292	120.5	1:17.518	119.8	27.884	115.8		2:32.694	10	<u>44.852</u>	129.8	1:15.765	116.1				2:31.830
3	46.389	128.1	1:15.340	<u>127.8</u>	<u>26.770</u>	116.6		2:28.499	11	Out	129.6	1:16.135	117.3	28.172	114.2		4:01.176 P
4	45.959	131.3	1:14.858	119.6	27.244	117.0		2:28.061	12	48.286	125.7	1:17.984	111.1	28.298	116.6		2:34.568
5	46.678	130.6	1:13.446	122.5	27.335	<u>119.8</u>		2:27.459	13	46.505	128.8	1:15.057	112.8	28.456	115.6		2:30.018
6	45.733	<u>131.8</u>	<u>1:13.408</u>	125.2	27.277	119.1		<u>2:26.418</u>	14	46.178	128.3	1:14.950	115.5	28.186	116.8		2:29.314
7	45.230	131.3	1:13.586	119.6	28.814	116.8		2:27.630	15	47.197	113.6	1:17.746	114.9	30.202	111.3		2:35.145
8	45.134	130.1	1:17.665	111.3	28.786	115.4		2:31.585	16	47.651	128.3	1:16.147	117.9	28.796	115.8		2:32.594



Session Start: 15:45:12 - Finish: 16:26:39
Weather/Track Conditions: Cloud / Dry
Circuit: Silverstone Historic Grand Prix
Track Length: 5.857 Km - 3.6394 miles

Silverstone International Trophy - 21 - 22 May 2016

Guards Trophy

Race 12 - Sector Analysis

32 Charles Allison (SRD)									Chevron B8											
lap	Sect-1	Speed	Sect-2	Speed	Sect-3	Speed	TopSpeed	laptime	pit	lap	Sect-1	Speed	Sect-2	Speed	Sect-3	Speed	Topspeed	laptime	pit	
1		129.3	1:13.616	125.2	26.579	120.7		2:26.608		10	44.274	134.5	1:11.601	122.9					2:28.016	
2	44.651	125.0	1:14.353	130.6	26.501	120.5		2:25.505		11	Out	134.5	1:12.996	129.3	26.378	118.7		3:46.177	P	
3	44.502	132.4	1:13.439	128.6	26.512	119.1		2:24.453		12	45.036	135.3	1:11.141	122.2	27.284	118.3		2:23.461		
4	44.544	134.2	1:11.738	<u>131.6</u>	26.125	<u>122.2</u>		2:22.407		13	44.389	135.6	1:10.984	128.3	26.211	121.8		2:21.584		
5	44.068	135.8	1:12.544	131.1	26.390	120.9		2:23.002		14	44.860	136.4	1:11.792	124.5	26.861	119.4		2:23.513		
6	44.928	<u>138.1</u>	1:12.012	130.8	26.408	121.3		2:23.348		15	45.291	129.3	1:13.420	128.1	26.395	117.9		2:25.106		
7	44.308	136.4	1:12.565	127.1	26.788	119.6		2:23.661		16	44.688	129.6	1:12.080	119.6	27.312	117.2		2:24.080		
8	44.160	134.2	1:12.040	126.4	26.374	119.6		2:22.574		17	45.913	135.0	1:11.218	126.9	26.541	118.3		2:23.672		
9	44.572	134.8	1:13.723	127.8	26.769	118.7		2:25.064		18										


34 Schryver-Schryver (SRD)									Chevron B8											
lap	Sect-1	Speed	Sect-2	Speed	Sect-3	Speed	TopSpeed	laptime	pit	lap	Sect-1	Speed	Sect-2	Speed	Sect-3	Speed	Topspeed	laptime	pit	
1		123.1	1:13.634	127.3	26.118	<u>120.9</u>		2:25.323		10	44.011	134.8	1:10.956	127.3					2:24.255	
2	45.153	116.3	1:14.646	129.1	26.216	120.2		2:26.015		11	Out	131.1	1:16.452	125.4	27.309	115.2		4:01.663	P	
3	43.869	135.0	1:12.576	127.3	26.286	120.7		2:22.731		12	45.016	136.7	1:12.187	130.1	26.826	118.1		2:24.029		
4	43.798	135.8	1:12.520	128.3	26.496	120.5		2:22.814		13	44.252	<u>138.7</u>	1:11.567	129.6	26.647	120.7		2:22.466		
5	43.964	135.8	1:12.409	128.8	26.090	<u>120.9</u>		2:22.463		14	44.315	138.4	1:12.982	<u>131.1</u>	26.851	115.0		2:24.148		
6	44.553	135.6	1:12.005	128.6	26.165	<u>120.9</u>		2:22.723		15	44.989	135.3	1:11.877	128.8	26.774	119.6		2:23.640		
7	43.778	137.2	1:12.647	128.8	26.138	120.2		2:22.563		16	43.818	137.5	1:11.162	129.6	26.466	<u>120.9</u>		2:21.446		
8	43.895	135.6	1:11.399	127.3	26.451	120.7		2:21.745		17	44.597	133.9	1:10.240	129.1	26.683	120.2		2:21.520		
9	45.201	135.0	1:11.551	128.1	26.233	118.3		2:22.985		18										

36 Newall-Garside (SRB)									Lotus 23B											
lap	Sect-1	Speed	Sect-2	Speed	Sect-3	Speed	TopSpeed	laptime	pit	lap	Sect-1	Speed	Sect-2	Speed	Sect-3	Speed	Topspeed	laptime	pit	
1		131.6	1:16.719	123.8	27.979	118.1		2:32.892		10	Out	126.9	1:18.887	116.3	28.332	111.5		3:58.975	P	
2	45.424	129.8	1:15.310	125.7	27.270	117.2		2:28.004		11	46.941	129.1	1:19.802	120.7	28.522	111.8		2:35.265		
3	44.315	133.9	1:13.713	126.6	27.210	117.0		2:25.238		12	47.720	127.8	1:16.213	119.6	28.245	112.0		2:32.178		
4	44.419	134.8	1:12.902	126.4	27.221	117.4		2:24.542		13	47.199	125.9	1:17.147	117.9	28.410	110.9		2:32.756		
5	44.559	132.6	1:13.171	<u>128.3</u>	27.035	<u>118.3</u>		2:24.765		14	47.111	127.6	1:16.586	122.2	28.214	112.0		2:31.911		
6	44.422	134.8	1:12.495	124.3	27.460	116.0		2:24.377		15	47.386	129.8	1:15.821	119.8	28.087	114.8		2:31.294		
7	44.527	132.1	1:11.577	125.2	27.202	116.8		2:23.306		16	47.452	129.1	1:15.714	119.6	28.527	111.5		2:31.693		
8	45.868	130.8	1:13.279	124.5	27.451	118.1		2:26.598		17	46.712	129.6	1:15.596	121.4	28.170	114.8		2:30.478		
9	45.589	<u>136.1</u>	1:12.431	125.0				2:26.749		18										

37 Steve Naish (B)									MG B											
lap	Sect-1	Speed	Sect-2	Speed	Sect-3	Speed	TopSpeed	laptime	pit	lap	Sect-1	Speed	Sect-2	Speed	Sect-3	Speed	Topspeed	laptime	pit	
1		104.0	1:30.521	101.8	33.428	92.0		3:10.636		8	55.670	108.4	1:25.656	102.6	33.568	91.9		2:54.894		
2	54.516	95.9	1:32.403	100.8	31.723	<u>95.6</u>		2:58.642		9	53.661	110.7	1:26.220	<u>104.7</u>	31.060	95.5		2:50.941		
3	53.269	104.2	1:28.655	103.1	31.834	93.7		2:53.758		10	53.449	<u>110.9</u>	1:24.519	102.9	32.632	93.6		2:50.600		
4	53.088	108.6	1:27.681	101.7	32.013	91.6		2:52.782		11	52.646	<u>110.9</u>	1:26.622	102.5	31.212	95.2		2:50.480		
5	55.942	108.8	1:28.215	97.7				3:05.926		12	52.944	109.8	1:26.337	100.3	32.283	92.4		2:51.564		
6	Out	109.8	1:31.763	88.3	31.783	95.2		4:23.054	P	13	54.645	109.7	1:25.401	101.1	32.934	92.2		2:52.980		
7	55.866	108.9	1:25.703	102.9	31.806	92.0		2:53.375		14	54.104	109.8	1:25.889	100.3	31.501	93.6		2:51.494		

39 Taylor-Taylor (SRD)									Chevron B8											
lap	Sect-1	Speed	Sect-2	Speed	Sect-3	Speed	TopSpeed	laptime	pit	lap	Sect-1	Speed	Sect-2	Speed	Sect-3	Speed	Topspeed	laptime	pit	
1		130.1	1:18.363	125.9	26.920	117.4		2:34.014		9	45.742	126.9	1:13.767	123.8					2:29.543	
2	45.548	121.1	1:16.213	125.2	26.680	117.9		2:28.441		10	Out	110.2	1:22.047	116.1	34.874	102.8		4:28.332	P	
3	45.771	131.3	1:13.756	<u>126.1</u>	26.884	116.8		2:26.411		11	49.059	123.8	1:19.656	107.4	28.725	106.6		2:37.440		
4	44.870	131.3	1:13.997	125.9	27.090	110.7		2:25.957		12	48.700	122.2	1:20.026	111.1	28.791	106.1		2:37.517		
5	45.150	129.6	1:13.218	125.7	26.805	117.0		2:25.173		13	48.829	123.6	1:19.241	114.1	29.562	107.8		2:37.632		
6	45.765	130.3	1:13.021	123.8	26.873	<u>118.3</u>		2:25.659		14	46.685	127.8	1:14.185	119.4	27.985	109.4		2:28.855		
7	46.269	<u>132.1</u>	1:13.421	125.7	27.020	115.4		2:26.710		15	46.708	120.1	1:16.151	109.8	28.730	106.4		2:31.589		
8	45.401	130.8	1:13.126	120.5	28.671	111.3		2:27.198		16	47.800	125.2	1:16.535	117.3	27.768	110.9		2:32.103		

41 Brian Casey (SRE)									Lenham P69											
lap	Sect-1	Speed	Sect-2	Speed	Sect-3	Speed	TopSpeed	laptime	pit	lap	Sect-1	Speed	Sect-2	Speed	Sect-3	Speed	Topspeed	laptime	pit	
1		121.4	1:22.272	113.9	28.564	<u>110.9</u>		2:45.454		4	49.951	<u>125.0</u>	1:19.489	<u>116.3</u>	28.616	110.2		2:38.056		
2	49.366	115.9	1:25.716	113.6	29.228	109.8		2:44.310		5	49.737	122.9	1:20.383	115.1				2:41.415		
3	49.647	118.8	1:20.113	<u>116.3</u>	28.562	109.8		2:38.322		6										



Silverstone International Trophy - 21 - 22 May 2016

Guards Trophy

Race 12 - Sector Analysis

42 Colman-Colman (SRD)								Chevron B8											
lap	Sect-1	Speed	Sect-2	Speed	Sect-3	Speed	TopSpeed	laptime	pit	lap	Sect-1	Speed	Sect-2	Speed	Sect-3	Speed	Topspeed	laptime	pit
1				123.6	26.726	118.3		2:27.575		10				127.8	26.546	117.0		2:21.085	
2	44.166	127.6	1:14.484	129.1	26.428	119.4		2:25.078		11				126.4	29.399	116.2		2:25.398	
3				<u>130.8</u>	26.425	<u>120.0</u>		2:23.894		12				127.6				2:26.506	
4				128.1	26.513	118.7		2:22.101		13	Out		In	123.4	28.301	116.8		3:51.801	P
5				129.1	26.641	119.1		2:22.178		14	47.998	<u>132.6</u>	1:14.400	124.5	27.640	116.8		2:30.038	
6				127.1	<u>26.398</u>	118.5		2:23.201		15				122.9	29.027	117.2		2:29.090	
7				129.1	26.567	118.7		2:21.628		16				125.0	27.574	117.9		2:27.029	
8				129.8	26.743	119.6		2:21.259		17				122.5	29.231	114.6		2:30.079	
9				130.1	26.812	118.3		2:23.274		18									


43 Jones-Jones (SRC)								Elva Mk7											
lap	Sect-1	Speed	Sect-2	Speed	Sect-3	Speed	TopSpeed	laptime	pit	lap	Sect-1	Speed	Sect-2	Speed	Sect-3	Speed	Topspeed	laptime	pit
1										10									

46 Mike Whitaker (D)								TVR Griffith											
lap	Sect-1	Speed	Sect-2	Speed	Sect-3	Speed	TopSpeed	laptime	pit	lap	Sect-1	Speed	Sect-2	Speed	Sect-3	Speed	Topspeed	laptime	pit
1		146.5	1:15.842	122.0	27.775	124.3		2:32.234		10	44.135	147.2	1:13.127	125.7	27.270	122.0		2:24.532	
2	45.259	126.6	1:14.567	124.7	27.395	121.8		2:27.221		11	43.986	<u>148.1</u>	1:12.009	<u>130.8</u>	27.302	123.4		2:23.297	
3	43.763	145.3	1:14.288	129.1	27.268	120.5		2:25.319		12	44.679	145.9	1:13.791	123.4	27.408	120.7		2:25.878	
4	44.011	144.3	1:13.525	128.8	27.191	124.6		2:24.727		13	44.736	147.5	1:12.504	125.4	27.915	122.0		2:25.155	
5	43.745	144.0	1:14.005	127.8	27.126	<u>124.8</u>		2:24.876		14	44.117	<u>148.1</u>	1:12.962	119.0	27.744	120.9		2:24.823	
6	<u>43.644</u>	147.2	1:14.413	128.3				2:29.693		15	44.945	143.4	1:13.189	118.4	28.078	118.7		2:26.212	
7	Out	143.7	1:13.155	119.4	27.358	122.9		3:44.678	P	16	45.167	141.6	1:13.352	122.2	28.301	113.2		2:26.820	
8	44.068	143.1	1:13.290	114.9	27.926	121.6		2:25.284		17	45.266	143.1	1:14.399	115.9	28.338	111.1		2:28.003	
9	44.569	147.8	1:12.838	119.4	<u>27.097</u>	124.1		2:24.504		18									

52 Neil Daws (SRB)								Merlyn 6A											
lap	Sect-1	Speed	Sect-2	Speed	Sect-3	Speed	TopSpeed	laptime	pit	lap	Sect-1	Speed	Sect-2	Speed	Sect-3	Speed	Topspeed	laptime	pit
1										10									

60 Andrew Hayden (C)								Austin Healey 3000 Mk2											
lap	Sect-1	Speed	Sect-2	Speed	Sect-3	Speed	TopSpeed	laptime	pit	lap	Sect-1	Speed	Sect-2	Speed	Sect-3	Speed	Topspeed	laptime	pit
1		117.1	1:29.243	101.5	31.326	102.6		3:03.800		9	Out	121.6	1:22.710	110.0	30.779	102.4		4:22.005	P
2	51.184	100.3	1:27.707	105.5	31.058	104.7		2:49.949		10	52.317	119.8	1:20.503	112.6	32.518	101.8		2:45.338	
3	51.213	111.5	1:24.303	111.8	30.757	104.6		2:46.273		11	50.816	121.1	1:21.624	108.4	31.149	102.3		2:43.589	
4	50.401	112.0	1:24.283	110.0	31.763	92.9		2:46.447		12	54.840	120.1	1:20.789	<u>114.3</u>	30.693	102.6		2:46.322	
5	51.650	116.7	1:24.371	103.9	30.975	103.7		2:46.996		13	<u>50.245</u>	122.0	1:22.250	112.8	30.578	103.6		2:43.073	
6	51.723	111.7	1:24.860	110.0	30.642	104.1		2:47.225		14	50.251	121.6	1:20.985	112.0	<u>30.399</u>	<u>105.6</u>		2:41.635	
7	51.252	120.9	1:27.926	73.9	32.019	101.0		2:51.197		15	53.011	116.1	1:21.746	113.7	30.457	105.1		2:45.214	
8	50.785	<u>122.2</u>	1:21.150	109.5				2:48.259		16									

65 Peter Thompson (D)								TVR Griffith											
lap	Sect-1	Speed	Sect-2	Speed	Sect-3	Speed	TopSpeed	laptime	pit	lap	Sect-1	Speed	Sect-2	Speed	Sect-3	Speed	Topspeed	laptime	pit
1		134.2	1:23.017	117.7	30.704	108.3		2:46.561		9	46.486	133.9	1:15.929	121.1				2:35.051	
2	48.779	120.3	1:21.909	112.4	30.090	110.2		2:40.778		10	Out	135.6	1:16.637	123.4	28.655	112.6		3:52.966	P
3	49.546	130.8	1:19.005	121.8	29.038	112.6		2:37.589		11	47.855	137.5	1:15.964	119.8	28.568	112.4		2:32.387	
4	48.077	138.4	1:17.298	123.1	28.842	111.3		2:34.217		12	46.456	138.1	1:15.529	127.3	28.277	113.4		2:30.262	
5	47.261	134.2	1:17.738	119.2	28.835	112.2		2:33.834		13	<u>46.153</u>	141.6	1:15.350	<u>130.8</u>	28.675	113.0		2:30.178	
6	47.425	137.2	1:16.425	119.4	29.368	112.8		2:33.218		14	46.933	137.0	1:16.295	127.3	28.473	113.6		2:31.701	
7	47.505	133.4	1:17.299	114.9	29.129	114.0		2:33.933		15	46.557	<u>142.8</u>	1:14.552	124.3	<u>28.130</u>	<u>115.0</u>		2:29.239	
8	47.623	128.6	1:15.855	119.0	28.670	113.4		2:32.148		16	46.174	139.2	1:15.519	118.6	28.398	112.2		2:30.091	



Session Start: 15:45:12 - Finish: 16:26:39

Weather/Track Conditions: Cloud / Dry

Circuit: Silverstone Historic Grand Prix

Track Length: 5.857 Km - 3.6394 miles

Silverstone International Trophy - 21 - 22 May 2016

Guards Trophy

Race 12 - Sector Analysis

66 Griffin-Adams (A)									Lotus Elan										
lap	Sect-1	Speed	Sect-2	Speed	Sect-3	Speed	TopSpeed	laptime	pit	lap	Sect-1	Speed	Sect-2	Speed	Sect-3	Speed	Topspeed	laptime	pit
1		107.7	1:29.579	103.4	31.150	104.7		3:02.649		9	52.291	118.6	1:25.442	106.2	31.123	102.6		2:48.856	
2	50.998	101.2	1:26.269	111.1	30.043	103.7		2:47.310		10	52.986	118.1	1:25.588	109.8	30.699	102.4		2:49.273	
3	51.446	113.2	1:26.017	108.2	30.471	102.9		2:47.934		11	53.261	110.6	1:24.216	109.7	31.975	102.4		2:49.452	
4	50.620	116.1	1:23.829	104.2	30.668	102.9		2:45.117		12	52.135	117.7	1:24.950	106.7	30.665	104.1		2:47.750	
5	50.903	116.1	1:24.285	110.6	31.103	101.0		2:46.291		13	52.466	111.3	1:24.351	108.4	31.278	99.5		2:48.095	
6	51.054	116.5	1:22.269	109.3	30.136	104.1		2:43.459		14	52.159	119.6	1:23.424	110.9	30.456	104.2		2:46.039	
7	50.592	113.2	1:24.780	97.1				2:49.947		15	51.570	116.9	1:23.111	109.7	30.362	103.7		2:45.043	
8	Out	104.2	1:26.626	106.2	30.664	103.2		4:44.683	P	16									


72 Jamie Boot (C)									Jaguar E-type										
lap	Sect-1	Speed	Sect-2	Speed	Sect-3	Speed	TopSpeed	laptime	pit	lap	Sect-1	Speed	Sect-2	Speed	Sect-3	Speed	Topspeed	laptime	pit
1		112.8	1:23.502	108.2	29.906	112.0		2:49.694		2	48.094	117.3	1:23.018	107.2	29.547	113.4		2:40.659	

75 Leo Voyazides (D)									AC Cobra										
lap	Sect-1	Speed	Sect-2	Speed	Sect-3	Speed	TopSpeed	laptime	pit	lap	Sect-1	Speed	Sect-2	Speed	Sect-3	Speed	Topspeed	laptime	pit
1		143.1	1:15.982	132.4	27.571	121.8		2:33.610		10	44.548	147.5	1:13.321	118.8	27.871	123.4		2:25.740	
2	45.255	119.8	1:15.300	127.6	27.573	123.6		2:28.128		11	44.733	146.8	1:13.061	122.7	27.723	118.7		2:25.517	
3	44.437	146.2	1:14.729	131.3	27.172	124.3		2:26.338		12	44.006	148.1	1:13.123	120.3	28.141	121.8		2:25.270	
4	44.428	131.8	1:14.060	129.3	27.117	124.3		2:25.605		13	44.432	148.1	1:14.076	122.5	28.061	122.9		2:26.569	
5	44.270	142.8	1:13.857	123.4	27.724	117.9		2:25.851		14	44.582	147.2	1:13.449	125.4	27.943	121.3		2:25.974	
6	44.761	146.2	1:13.754	122.2	27.638	120.7		2:26.153		15	45.187	142.2	1:15.055	120.9	27.939	123.6		2:28.181	
7	45.009	143.1	1:13.862	124.5	27.462	122.7		2:26.333		16	45.090	147.8	1:13.526	124.7	27.875	120.2		2:26.491	
8	44.281	147.8	1:14.181	108.6				2:31.411		17	45.131	145.6	1:13.997	129.8	28.160	119.8		2:27.288	
9	Out	144.3	1:13.588	121.4	27.686	122.7		3:51.643	P	18									

79 Paul Pheysey (C)									Lotus Elan										
lap	Sect-1	Speed	Sect-2	Speed	Sect-3	Speed	TopSpeed	laptime	pit	lap	Sect-1	Speed	Sect-2	Speed	Sect-3	Speed	Topspeed	laptime	pit
1		111.1	1:24.497	110.6	30.779	101.8		2:53.891		9	47.581	124.7	1:15.710	119.0				2:38.227	
2	50.070	94.1	1:24.961	112.0	29.548	109.8		2:44.579		10	Out	126.6	1:14.941	119.8	29.621	106.8		3:53.123	P
3	48.886	120.3	1:23.711	109.3	29.638	109.4		2:42.235		11	47.222	126.4	1:16.035	119.6	28.390	109.8		2:31.647	
4	49.014	123.4	1:22.032	114.3	28.762	109.4		2:39.808		12	47.073	127.3	1:16.523	120.1	53.456	107.8		2:57.052	
5	48.787	126.4	1:17.162	117.1	28.673	108.5		2:34.622		13	47.115	127.3	1:16.360	115.3	28.697	109.8		2:32.172	
6	47.523	125.4	1:17.114	117.3	28.695	108.9		2:33.332		14	47.547	126.4	1:15.947	116.3	28.439	110.2		2:31.933	
7	47.365	125.7	1:16.776	112.6	28.818	109.4		2:32.959		15	46.791	127.3	1:15.225	120.3	28.245	110.7		2:30.261	
8	47.132	125.9	1:16.061	118.1	28.620	108.9		2:31.813		16	46.915	127.6	1:17.696	117.7	28.410	111.1		2:33.021	

93 George Douglas (SRD)									Ginetta G16										
lap	Sect-1	Speed	Sect-2	Speed	Sect-3	Speed	TopSpeed	laptime	pit	lap	Sect-1	Speed	Sect-2	Speed	Sect-3	Speed	Topspeed	laptime	pit
1		127.1	1:24.822	115.9	29.882	112.4		2:50.634		9	48.729	126.1	1:21.166	113.7	28.732	115.2		2:38.627	
2	48.523	117.1	1:36.787	116.1	29.463	108.7		2:54.773		10	49.504	125.0	1:20.620	111.3				2:49.973	
3	50.654	119.2	1:21.597	110.7	28.881	111.3		2:41.132		11	Out	125.0	1:18.739	121.8	28.484	113.4		4:10.101	P
4	48.151	126.4	1:22.219	119.0	28.618	115.6		2:38.988		12	49.594	125.4	1:19.273	115.5	29.292	110.5		2:38.159	
5	48.536	125.4	1:21.561	117.5	29.230	113.8		2:39.327		13	49.057	126.6	1:18.752	116.7	28.789	115.6		2:36.598	
6	48.927	122.0	1:21.500	116.7	28.726	113.0		2:39.153		14	49.331	123.4	1:21.164	101.4	30.227	109.2		2:40.722	
7	49.469	127.1	1:19.815	108.1	29.642	105.7		2:38.926		15	48.157	128.1	1:18.668	120.9	28.036	114.2		2:34.861	
8	49.261	125.4	1:19.860	115.1	29.522	112.2		2:38.643		16									

94 Bentley-Richardson (B)									MG B										
lap	Sect-1	Speed	Sect-2	Speed	Sect-3	Speed	TopSpeed	laptime	pit	lap	Sect-1	Speed	Sect-2	Speed	Sect-3	Speed	Topspeed	laptime	pit
1		110.9	1:28.240	106.9	30.557	97.3		2:59.661		9	52.975	111.1	1:24.963	101.8	31.575	95.0		2:49.513	
2	52.431	108.1	1:26.302	105.5	31.025	96.6		2:49.758		10	53.296	111.8	1:23.534	103.1	30.949	95.6		2:47.779	
3	52.892	110.7	1:25.084	104.9	31.393	97.7		2:49.369		11	52.358	113.0	1:24.989	103.9	31.500	96.6		2:48.847	
4	51.727	111.1	1:24.390	104.7	31.202	97.1		2:47.319		12	55.731	111.1	1:23.919	104.2	31.056	95.3		2:50.706	
5	52.037	111.1	1:23.960	105.5	30.898	97.3		2:46.895		13	52.168	110.7	1:23.786	103.9	31.396	95.2		2:47.350	
6	51.492	110.4	1:23.434	105.7	30.959	97.3		2:45.885		14	53.537	110.9	1:25.361	103.2	32.192	96.0		2:51.090	
7	51.487	111.7	1:23.932	99.6				2:50.140		15	52.847	110.4	1:25.013	104.9	31.953	96.1		2:49.813	
8	Out	108.4	1:26.273	99.4	31.862	94.8		4:15.550	P	16									



Session Start: 15:45:12 - Finish: 16:26:39

Weather/Track Conditions: Cloud / Dry

Circuit: Silverstone Historic Grand Prix

Track Length: 5.857 Km - 3.6394 miles

Silverstone International Trophy - 21 - 22 May 2016

Guards Trophy

Race 12 - Sector Analysis

104 Michael Richings (SRB)									Merlyn Mk4A								
lap	Sect-1	Speed	Sect-2	Speed	Sect-3	Speed	TopSpeed	laptime pit	lap	Sect-1	Speed	Sect-2	Speed	Sect-3	Speed	Topspeed	laptime pit
1		<u>117.3</u>	1:30.434	101.7	30.575	99.5		3:01.835	6	50.315	115.7	1:22.660	106.9	29.395	103.9		2:42.370
2	51.029	104.5	1:30.003	105.2	29.869	99.0		2:50.901	7	50.547	115.5	1:22.991	107.2	29.232	<u>106.9</u>		2:42.770
3	53.105	112.8	1:27.011	102.0	29.892	102.6		2:50.008	8	51.946	108.6	1:23.058	106.7	29.673	102.9		2:44.677
4	51.060	113.6	1:23.786	108.1	<u>28.973</u>	104.2		2:43.819	9	51.267	114.7	<u>1:21.750</u>	108.8				2:59.992
5	50.577	114.7	1:22.287	<u>110.7</u>	29.553	103.4		2:42.417	10								


105 Ian Kilpatrick (SRE)									Ginetta G12								
lap	Sect-1	Speed	Sect-2	Speed	Sect-3	Speed	TopSpeed	laptime pit	lap	Sect-1	Speed	Sect-2	Speed	Sect-3	Speed	Topspeed	laptime pit
1		109.7	1:32.630	94.1	32.187	97.4		3:10.103	8	Out	116.5	1:25.856	101.8	31.243	103.4		4:28.037 P
2	53.885	96.6	1:31.984	103.7	30.920	102.4		2:56.789	9	51.741	119.6	1:27.044	105.8	<u>30.368</u>	<u>106.8</u>		2:49.153
3	52.902	106.9	1:29.019	90.2	31.467	101.0		2:53.388	10	<u>51.025</u>	120.9	1:26.421	103.6	32.273	100.7		2:49.719
4	52.879	120.7	1:26.930	105.7	30.425	102.8		2:50.234	11	52.172	120.7	1:25.547	<u>110.0</u>	30.867	105.4		2:48.586
5	52.544	121.6	1:25.125	104.4	32.260	99.5		2:49.929	12	51.026	<u>121.8</u>	<u>1:24.989</u>	104.7	31.071	105.6		<u>2:47.086</u>
6	52.898	118.4	1:34.360	90.2	32.397	93.7		2:59.655	13	51.775	121.6	1:26.894	102.1	30.721	96.6		2:49.390
7	54.013	120.5	1:28.490	87.8				3:03.831	14	51.815	120.9	1:27.216	96.7	31.592	101.3		2:50.623

106 Macdonald-Ward-Booth (SRD)									Ginetta G16								
lap	Sect-1	Speed	Sect-2	Speed	Sect-3	Speed	TopSpeed	laptime pit	lap	Sect-1	Speed	Sect-2	Speed	Sect-3	Speed	Topspeed	laptime pit
1		<u>127.1</u>	1:32.359	117.7	28.264	111.1		2:53.329	9	48.888	125.0	1:19.309	117.1	29.313	109.1		2:37.510
2	48.335	102.5	1:22.865	<u>119.4</u>	27.689	<u>116.6</u>		2:38.889	10	49.253	123.1	1:19.672	113.9	28.419	111.5		2:37.344
3	47.681	113.9	1:20.707	113.6	27.757	116.4		2:36.145	11	48.565	118.1	1:19.687	113.9	28.342	108.3		2:36.594
4	46.897	124.5	1:17.558	113.9	28.231	115.4		2:32.686	12	48.758	125.7	1:18.607	115.1	28.470	109.4		2:35.835
5	46.818	126.1	1:15.949	116.7	<u>27.243</u>	115.4		<u>2:30.010</u>	13	49.068	121.1	1:18.975	115.7	28.260	114.0		2:36.303
6	<u>46.493</u>	123.1	<u>1:15.437</u>	115.9				2:41.830	14	47.660	124.0	1:18.520	117.9	27.931	112.8		2:34.111
7	Out	124.7	1:22.211	102.0	29.503	109.1		4:25.215 P	15	47.442	126.9	1:17.696	104.0	28.007	112.8		2:33.145
8	48.522	124.5	1:18.326	108.9	28.441	111.7		2:35.289	16	47.410	124.3	1:17.632	112.6	28.649	111.1		2:33.691

130 Clarkson-Smithies (SRD)									Chevron B8								
lap	Sect-1	Speed	Sect-2	Speed	Sect-3	Speed	TopSpeed	laptime pit	lap	Sect-1	Speed	Sect-2	Speed	Sect-3	Speed	Topspeed	laptime pit
1		122.9	1:23.854	114.9	28.992	110.9		2:46.894	9	Out	128.8	1:29.345	119.8	28.408	115.6		4:18.422 P
2	49.534	118.8	1:21.798	111.5	28.274	109.2		2:39.606	10	46.080	129.8	1:15.840	118.8	28.422	116.2		2:30.342
3	47.640	126.9	1:18.578	114.1	28.085	109.6		2:34.303	11	46.423	128.1	1:14.816	120.5	28.327	113.8		2:29.566
4	47.868	125.9	1:17.556	113.7	28.239	110.3		2:33.663	12	46.659	130.1	1:13.783	119.6	27.448	116.8		<u>2:27.890</u>
5	47.484	125.9	1:17.276	118.6	28.254	109.4		2:33.014	13	46.778	<u>132.9</u>	1:14.203	<u>123.6</u>	<u>27.408</u>	<u>117.9</u>		2:28.389
6	47.454	125.2	1:16.341	115.9	28.205	109.6		2:32.000	14	46.370	131.3	1:14.657	120.3	28.101	112.8		2:29.128
7	47.372	126.1	1:17.267	109.7	28.220	109.2		2:32.859	15	<u>45.810</u>	131.6	<u>1:13.619</u>	120.3	39.406	115.4		2:38.835
8	48.306	126.1	1:16.826	111.3				2:38.683	16	46.420	125.9	1:16.427	119.6	28.051	116.8		2:30.898

136 Mark Russell (C)									Jaguar E-type								
lap	Sect-1	Speed	Sect-2	Speed	Sect-3	Speed	TopSpeed	laptime pit	lap	Sect-1	Speed	Sect-2	Speed	Sect-3	Speed	Topspeed	laptime pit
1		114.7	1:24.142	115.7	30.305	109.8		2:51.691	9	49.255	124.3	1:21.499	105.2				2:49.104
2	49.354	110.2	1:25.874	113.2	29.887	110.0		2:45.115	10	Out	125.4	1:21.517	115.7	30.511	109.4		4:11.722 P
3	49.117	123.1	1:23.855	114.1	<u>29.588</u>	110.7		2:42.560	11	51.186	124.7	1:20.803	118.4	29.658	109.6		2:41.647
4	49.519	121.4	1:23.726	111.3	29.869	110.3		2:43.114	12	49.242	<u>128.6</u>	1:21.481	117.9	29.877	110.2		2:40.600
5	49.564	123.6	1:21.347	116.9	29.719	108.3		2:40.630	13	49.348	124.0	1:21.028	<u>118.8</u>	30.102	109.1		2:40.478
6	49.473	123.6	1:21.333	103.4	29.719	<u>111.3</u>		2:40.525	14	50.614	124.3	1:20.067	111.1	30.493	110.7		2:41.174
7	48.939	123.6	<u>1:19.963</u>	113.0	30.024	108.2		<u>2:38.926</u>	15	49.137	125.4	1:21.315	113.7	29.739	109.1		2:40.191
8	<u>48.899</u>	123.6	1:20.289	113.0	30.379	110.9		2:39.567	16								

152 Harris-Wilmoth (C)									Austin Healey 3000								
lap	Sect-1	Speed	Sect-2	Speed	Sect-3	Speed	TopSpeed	laptime pit	lap	Sect-1	Speed	Sect-2	Speed	Sect-3	Speed	Topspeed	laptime pit
1		111.1	1:26.151	109.8	30.272	106.9		2:56.740	9	Out	107.5	1:28.738	94.9	32.429	102.1		4:09.157 P
2	50.101	108.9	1:23.420	112.6	29.884	108.7		2:43.405	10	54.918	105.7	1:27.679	98.3	32.099	103.2		2:54.696
3	49.757	114.7	1:22.556	115.7	30.117	107.6		2:42.430	11	1:06.056	105.8	1:30.352	91.6	32.932	104.7		3:09.340
4	49.571	120.1	1:21.700	111.3	30.107	109.4		2:41.378	12	53.312	109.5	1:26.195	103.2	31.913	99.2		2:51.420
5	49.654	118.6	1:21.128	111.8	29.864	108.5		2:40.646	13	54.155	108.1	1:27.865	94.8	32.577	104.6		2:54.597
6	49.891	123.6	1:21.745	110.6	<u>29.633</u>	<u>110.0</u>		2:41.269	14	52.683	112.8	1:27.038	103.2	32.512	98.5		2:52.233
7	<u>49.427</u>	<u>125.0</u>	<u>1:19.440</u>	<u>118.1</u>	29.656	109.6		<u>2:38.523</u>	15	55.640	100.2	1:26.874	94.1	30.967	105.1		2:53.481
8	49.917	124.7	1:20.312	114.3				2:44.111	16								



Session Start: 15:45:12 - Finish: 16:26:39
Weather/Track Conditions: Cloud / Dry
Circuit: Silverstone Historic Grand Prix
Track Length: 5.857 Km - 3.6394 miles

Silverstone International Trophy - 21 - 22 May 2016


Guards Trophy

Race 12 - Sector Analysis

154 Aylett-Farrall (INV)									GSM Delta Coupe								
lap	Sect-1	Speed	Sect-2	Speed	Sect-3	Speed	TopSpeed	laptime pit	lap	Sect-1	Speed	Sect-2	Speed	Sect-3	Speed	Topspeed	laptime pit
1		110.0	1:31.147	104.5	31.953	98.2		3:08.092	8	53.374	113.4	1:25.557	104.2				2:57.401
2	54.080	110.9	1:30.362	102.6	32.433	98.5		2:56.875	9	Out	112.4	1:31.461	102.0	33.478	95.3		4:23.808 P
3	54.087	110.9	1:29.137	103.9	32.280	98.5		2:55.504	10	58.353	109.3	1:37.024	90.0	34.474	94.5		3:09.851
4	53.867	113.0	1:27.379	106.0	31.426	98.7		2:52.672	11	55.286	112.0	1:28.050	105.8	31.600	98.5		2:54.936
5	53.146	113.4	1:26.231	105.7	31.207	98.9		2:50.584	12	54.552	110.6	1:28.776	104.7	32.410	94.5		2:55.738
6	52.764	112.4	1:26.335	105.5	31.186	100.1		2:50.285	13	55.277	112.0	1:29.639	101.1	31.620	98.5		2:56.536
7	53.057	112.4	1:26.077	99.9	31.683	98.6		2:50.817	14	54.517	110.0	1:27.413	104.9	30.963	98.6		2:52.893

155 Haines-Bagnall (B)									MG B								
lap	Sect-1	Speed	Sect-2	Speed	Sect-3	Speed	TopSpeed	laptime pit	lap	Sect-1	Speed	Sect-2	Speed	Sect-3	Speed	Topspeed	laptime pit
1		100.2	1:33.424	97.1	32.507	91.2		3:17.815	8	53.901	105.8	1:28.247	99.7				2:59.351
2	56.959	91.2	1:32.673	97.1	32.700	92.0		3:02.332	9	Out	104.9	1:30.091	99.9	33.446	92.6		4:33.782 P
3	55.247	102.8	1:31.174	97.0	32.485	91.6		2:58.906	10	58.027	105.0	1:30.192	98.0	33.553	90.5		3:01.772
4	55.413	104.4	1:30.372	97.8	33.866	93.2		2:59.651	11	56.893	106.0	1:28.514	99.9	32.662	93.3		2:58.069
5	55.148	103.7	1:29.125	98.7	32.061	92.9		2:56.334	12	55.479	105.8	1:27.212	100.2	32.293	92.2		2:54.984
6	54.670	99.9	1:29.586	97.8	32.071	93.0		2:56.327	13	54.252	107.2	1:26.483	100.5	32.549	92.8		2:53.284
7	54.868	104.7	1:29.611	97.4	32.536	92.2		2:57.015	14	56.079	105.5	1:27.626	100.3	32.531	93.2		2:56.236

172 Chambers-Loader (B)									MG B								
lap	Sect-1	Speed	Sect-2	Speed	Sect-3	Speed	TopSpeed	laptime pit	lap	Sect-1	Speed	Sect-2	Speed	Sect-3	Speed	Topspeed	laptime pit
1		114.7	1:26.737	107.5	30.068	98.9		2:58.570	9	51.039	112.2	1:21.123	104.9				2:43.667
2	51.263	113.4	1:23.489	107.9	29.935	99.6		2:44.687	10	Out	106.7	1:25.382	104.5	31.849	96.7		4:21.156 P
3	50.783	113.4	1:23.880	105.8	30.187	99.8		2:44.850	11	52.611	112.8	1:25.970	104.9	32.049	97.3		2:50.630
4	51.119	111.8	1:22.586	106.5	30.410	98.3		2:44.115	12	51.893	113.2	1:23.312	105.7	30.841	98.5		2:46.046
5	50.698	112.8	1:21.784	105.5	30.771	98.2		2:43.253	13	51.871	113.7	1:24.335	106.2	31.339	97.7		2:47.545
6	50.779	113.6	1:21.098	106.0	30.366	99.6		2:42.243	14	51.878	113.2	1:21.525	105.8	31.349	98.7		2:44.752
7	51.270	112.4	1:22.562	102.0	30.171	99.5		2:44.003	15	51.004	111.7	1:23.263	105.2	31.001	98.0		2:45.268
8	50.579	113.0	1:21.658	105.7	30.018	99.5		2:42.255	16								




Session Start: 15:45:12 - Finish: 16:26:39
Weather/Track Conditions: Cloud / Dry
Circuit: Silverstone Historic Grand Prix
Track Length: 5.857 Km - 3.6394 miles

Silverstone International Trophy - 21 - 22 May 2016

Guards Trophy

Race 12 - Best Sector Times

POS	NO	DRIVER/S	Sector 1			Sector 2			Sector 3			IDEAL LAP	BEST LAP	On
			TIME	LAP	POS	TIME	LAP	POS	TIME	LAP	POS			
1	2	George Tizzard	43.110	15	2	1:08.949	17	2	25.850	12	2	2:17.909	2:18.236	17
2	4	O'Connell-Watson	43.078	8	1	1:08.851	9	1	25.783	4	1	2:17.712	2:18.648	7
3	32	Charles Allison	44.068	5	6	1:10.984	13	4	26.125	4	4	2:21.177	2:21.584	13
4	34	Schryver-Schryver	43.778	7	4	1:10.240	17	3	26.090	5	3	2:20.108	2:21.446	16
5	42	Colman-Colman	44.166	2	8	1:14.400	14	18	26.398	6	5	2:24.964	2:21.085	10
6	25	Hibberd-Griffiths	44.171	7	9	1:11.296	15	5	26.802	5	10	2:22.269	2:22.712	14
7	46	Mike Whitaker	43.644	6	3	1:12.009	11	9	27.097	9	14	2:22.750	2:23.297	11
8	75	Leo Voyazides	44.006	12	5	1:13.061	11	14	27.117	4	15	2:24.184	2:25.270	12
9	5	Thomas-Turkington	44.248	17	10	1:12.031	16	10	26.784	13	9	2:23.063	2:23.264	16
10	14	Spiers-Hetherington	44.142	15	7	1:12.507	10	11	27.086	12	13	2:23.735	2:24.293	10
11	36	Newall-Garside	44.315	3	11	1:11.577	7	6	27.035	5	12	2:22.927	2:23.306	7
12	6	Thompson-McClurg							26.951	11	11		2:24.369	17
13	27	Halstead-McPherson	44.852	10	14	1:13.408	6	15	26.770	3	8	2:25.030	2:26.418	6
14	7	Hollamby-Goodwin	44.718	16	13	1:11.946	14	8	27.151	8	16	2:23.815	2:24.085	14
15	26	John Davison	46.430	13	19	1:14.222	14	17	27.859	15	20	2:28.511	2:28.841	14
16	39	Taylor-Taylor	44.870	4	15	1:13.021	6	13	26.680	2	6	2:24.571	2:25.173	5
17	65	Peter Thompson	46.153	13	18	1:14.552	15	20	28.130	15	23	2:28.835	2:29.239	15
18	8	Paul Tooms	46.697	16	21	1:14.440	16	19	28.278	16	25	2:29.415	2:29.415	16
19	130	Clarkson-Smithies	45.810	15	17	1:13.619	15	16	27.408	13	19	2:26.837	2:27.890	12
20	21	Russell-Russell	46.896	15	24	1:15.636	15	24	28.383	15	27	2:30.915	2:30.915	15
21	79	Paul Pheyse	46.791	15	22	1:14.941	10	21	28.245	15	24	2:29.977	2:30.261	15
22	23	Darren Wilson	46.886	9	23	1:15.532	14	23	28.037	4	22	2:30.455	2:30.609	14
23	19	Nick Pancisi	47.594	13	25	1:16.915	14	25	28.366	9	26	2:32.875	2:33.232	14
24	106	Macdonald-Ward-Booth	46.493	6	20	1:15.437	6	22	27.243	5	17	2:29.173	2:30.010	5
25	93	George Douglas	48.151	4	27	1:18.668	15	26	28.036	15	21	2:34.855	2:34.861	15
26	136	Mark Russell	48.899	8	29	1:19.963	7	29	29.588	3	32	2:38.450	2:38.926	7
27	172	Chambers-Loader	50.579	8	34	1:21.098	6	32	29.935	2	34	2:41.612	2:42.243	6
28	9	Goff-Goff	48.368	7	28	1:20.409	6	30	29.013	3	30	2:37.790	2:38.506	7
29	1	Gardiner-Cox	44.940	10	16	1:12.853	9	12	27.329	4	18	2:25.122	2:25.764	9
30	60	Andrew Hayden	50.245	13	32	1:20.503	10	31	30.399	14	37	2:41.147	2:41.635	14
31	152	Harris-Wilmoth	49.427	7	31	1:19.440	7	27	29.633	6	33	2:38.500	2:38.523	7
32	94	Bentley-Richardson	51.487	7	37	1:23.434	6	36	30.557	1	38	2:45.478	2:45.885	6
33	66	Griffin-Adams	50.592	7	35	1:22.269	6	34	30.043	2	35	2:42.904	2:43.459	6
34	105	Ian Kilpatrick	51.025	10	36	1:24.989	12	38	30.368	9	36	2:46.382	2:47.086	12
35	37	Steve Naish	52.646	11	38	1:24.519	10	37	31.060	9	40	2:48.225	2:50.480	11
36	154	Aylett-Farrall	52.764	6	39	1:25.557	8	39	30.963	14	39	2:49.284	2:50.285	6
37	155	Haines-Bagnall	53.901	8	40	1:26.483	13	40	32.061	5	41	2:52.445	2:53.284	13
38	104	Michael Richings	50.315	6	33	1:21.750	9	33	28.973	4	29	2:41.038	2:42.370	6
39	20	Gregory Thornton	44.415	8	12	1:11.805	6	7	26.743	7	7	2:22.963	2:24.180	7
40	41	Brian Casey	49.366	2	30	1:19.489	4	28	28.562	3	28	2:37.417	2:38.056	4
41	72	Jamie Boot	48.094	2	26	1:23.018	2	35	29.547	2	31	2:40.659	2:40.659	2
42	52	Neil Daws												
43	43	Jones-Jones												



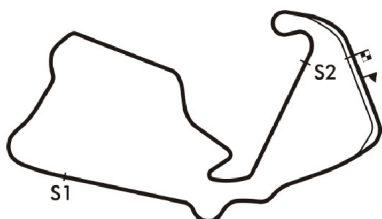
Session Start: 15:45:12 - Finish: 16:26:39
Weather/Track Conditions: Cloud / Dry
Circuit: Silverstone Historic Grand Prix
Track Length: 5.857 Km - 3.6394 miles

Silverstone International Trophy - 21 - 22 May 2016

Guards Trophy

Race 12 - Best Sector Speeds

	NO	SECTOR 1	MPH	NO	SECTOR 2	MPH	NO	SECTOR 3	MPH
1	46	Mike Whitaker	148.1	75	Leo Voyazides	132.4	46	Mike Whitaker	124.8
2	75	Leo Voyazides	148.1	32	Charles Allison	131.6	75	Leo Voyazides	124.3
3	1	Gardiner-Cox	144.0	34	Schryver-Schryver	131.1	14	Spiers-Hetherington	122.7
4	14	Spiers-Hetherington	143.7	42	Colman-Colman	130.8	1	Gardiner-Cox	122.5
5	65	Peter Thompson	142.8	46	Mike Whitaker	130.8	32	Charles Allison	122.2
6	25	Hibberd-Griffiths	138.7	65	Peter Thompson	130.8	34	Schryver-Schryver	120.9
7	34	Schryver-Schryver	138.7	25	Hibberd-Griffiths	130.1	6	Thompson-McClurg	120.7
8	32	Charles Allison	138.1	14	Spiers-Hetherington	129.8	42	Colman-Colman	120.0
9	36	Newall-Garside	136.1	36	Newall-Garside	128.3	27	Halstead-McPherson	119.8
10	7	Hollamby-Goodwin	135.3	27	Halstead-McPherson	127.8	25	Hibberd-Griffiths	119.6
11	20	Gregory Thornton	135.0	5	Thomas-Turkington	127.1	36	Newall-Garside	118.3
12	5	Thomas-Turkington	133.7	6	Thompson-McClurg	126.6	39	Taylor-Taylor	118.3
13	130	Clarkson-Smithies	132.9	7	Hollamby-Goodwin	126.1	2	George Tizzard	118.1
14	42	Colman-Colman	132.6	39	Taylor-Taylor	126.1	4	O'Connell-Watson	117.9
15	4	O'Connell-Watson	132.4	4	O'Connell-Watson	125.9	130	Clarkson-Smithies	117.9
16	39	Taylor-Taylor	132.1	1	Gardiner-Cox	124.0	5	Thomas-Turkington	117.0
17	27	Halstead-McPherson	131.8	2	George Tizzard	123.8	7	Hollamby-Goodwin	117.0
18	23	Darren Wilson	130.3	20	Gregory Thornton	123.6	20	Gregory Thornton	116.6
19	2	George Tizzard	129.8	23	Darren Wilson	123.6	106	Macdonald-Ward-Booth	116.6
20	136	Mark Russell	128.6	130	Clarkson-Smithies	123.6	93	George Douglas	115.6
21	8	Paul Tooms	128.3	93	George Douglas	121.8	23	Darren Wilson	115.2
22	93	George Douglas	128.1	26	John Davison	121.6	65	Peter Thompson	115.0
23	19	Nick Pancisi	127.6	21	Russell-Russell	120.3	72	Jamie Boot	113.4
24	26	John Davison	127.6	79	Paul Pheysey	120.3	8	Paul Tooms	112.8
25	79	Paul Pheysey	127.6	8	Paul Tooms	119.4	26	John Davison	111.8
26	21	Russell-Russell	127.3	106	Macdonald-Ward-Booth	119.4	136	Mark Russell	111.3
27	106	Macdonald-Ward-Booth	127.1	19	Nick Pancisi	119.0	79	Paul Pheysey	111.1
28	41	Brian Casey	125.0	136	Mark Russell	118.8	41	Brian Casey	110.9
29	152	Harris-Wilmoth	125.0	152	Harris-Wilmoth	118.1	9	Goff-Goff	110.5
30	60	Andrew Hayden	122.2	41	Brian Casey	116.3	19	Nick Pancisi	110.0
31	105	Ian Kilpatrick	121.8	60	Andrew Hayden	114.3	152	Harris-Wilmoth	110.0
32	66	Griffin-Adams	119.6	9	Goff-Goff	112.4	21	Russell-Russell	109.4
33	72	Jamie Boot	119.6	66	Griffin-Adams	111.1	104	Michael Richings	106.9
34	104	Michael Richings	117.3	104	Michael Richings	110.7	105	Ian Kilpatrick	106.8
35	9	Goff-Goff	117.1	105	Ian Kilpatrick	110.0	60	Andrew Hayden	105.6
36	172	Chambers-Loader	114.7	72	Jamie Boot	108.2	66	Griffin-Adams	104.7
37	154	Aylett-Farrall	113.4	172	Chambers-Loader	107.9	154	Aylett-Farrall	100.1
38	94	Bentley-Richardson	113.0	94	Bentley-Richardson	106.9	172	Chambers-Loader	99.8
39	37	Steve Naish	110.9	154	Aylett-Farrall	106.0	94	Bentley-Richardson	97.7
40	155	Haines-Bagnall	107.2	37	Steve Naish	104.7	37	Steve Naish	95.6




Session Start: 15:45:12 - Finish: 16:26:39
Weather/Track Conditions: Cloud / Dry
Circuit: Silverstone Historic Grand Prix
Track Length: 5.857 Km - 3.6394 miles

Silverstone International Trophy - 21 - 22 May 2016

Guards Trophy

Race 12 - Best Sector Speeds

41	6	Thompson-McClurg	0.0	155	Haines-Bagnall	100.5	155	Haines-Bagnall	93.3
42	43	Jones-Jones	0.0	43	Jones-Jones	0.0	43	Jones-Jones	55.5
43	52	Neil Daws	0.0	52	Neil Daws	0.0	52	Neil Daws	0.0



Session Start: 15:45:12 - Finish: 16:26:39
Weather/Track Conditions: Cloud / Dry
Circuit: Silverstone Historic Grand Prix
Track Length: 5.857 Km - 3.6394 miles

Silverstone International Trophy - 21 - 22 May 2016

Guards Trophy

Race 12 - Lap Chart

Lap 1			Lap 2			Lap 3			Lap 4			Lap 5			Lap 6		
NO	Behind	Laptime	NO	Behind	Laptime	NO	Behind	Laptime	NO	Behind	Laptime	NO	Behind	Laptime	NO	Behind	Laptime
4		2:23.407	4		2:20.740	4		2:20.067	4		2:18.907	4		2:19.212	4		2:18.824
34	1.916	2:25.323	2	5.843	2:24.343	2	7.370	2:21.594	2	9.954	2:21.491	105	1 LAP	2:50.234	104	1 LAP	2:42.417
2	2.240	2:25.647	34	7.191	2:26.015	34	9.855	2:22.731	34	13.762	2:22.814	154	1 LAP	2:52.672	66	1 LAP	2:46.291
32	3.201	2:26.608	32	7.966	2:25.505	42	12.333	2:23.894	42	15.527	2:22.101	2	11.940	2:21.198	94	1 LAP	2:46.895
42	4.168	2:27.575	42	8.506	2:25.078	32	12.352	2:24.453	32	15.852	2:22.407	37	1 LAP	2:52.782	60	1 LAP	2:46.996
1	8.347	2:31.754	46	15.308	2:27.221	46	20.560	2:25.319	46	26.380	2:24.727	34	17.013	2:22.463	2	14.871	2:21.755
46	8.827	2:32.234	25	15.814	2:27.310	25	21.167	2:25.420	36	27.555	2:24.542	42	18.493	2:22.178	34	20.912	2:22.723
25	9.244	2:32.651	36	16.749	2:28.004	36	21.920	2:25.238	25	27.720	2:25.460	32	19.642	2:23.002	42	22.870	2:23.201
36	9.485	2:32.892	75	17.591	2:28.128	75	23.862	2:26.338	75	30.560	2:25.605	46	32.044	2:24.876	32	24.166	2:23.348
75	10.203	2:33.610	1	18.008	2:30.401	39	24.652	2:26.411	39	31.702	2:25.957	25	32.602	2:24.094	36	38.661	2:24.377
39	10.607	2:34.014	39	18.308	2:28.441	1	27.490	2:29.549	1	35.907	2:27.324	36	33.108	2:24.765	25	39.050	2:25.272
5	11.740	2:35.147	5	20.566	2:29.566	5	28.879	2:28.380	5	37.103	2:27.131	155	1 LAP	2:59.651	105	1 LAP	2:49.929
6	13.922	2:37.329	14	26.689	2:33.277	14	35.925	2:29.303	14	45.249	2:28.231	75	37.199	2:25.851	154	1 LAP	2:50.584
14	14.152	2:37.559	6	27.580	2:34.398	27	38.835	2:28.499	27	47.989	2:28.061	39	37.663	2:25.173	46	42.913	2:29.693
27	18.449	2:41.856	27	30.403	2:32.694	6	39.883	2:32.370	6	53.119	2:32.143	5	44.515	2:26.624	39	44.498	2:25.659
20	20.294	2:43.701	26	35.235	2:33.583	26	48.235	2:33.067	26	1:01.338	2:32.010	1	45.034	2:28.339	75	44.528	2:26.153
41	22.047	2:45.454	130	42.353	2:39.606	130	56.589	2:34.303	130	1:11.345	2:33.663	14	53.797	2:27.760	20	4 LAPS	12:06.461
26	22.392	2:45.799	65	43.192	2:40.778	65	1:00.714	2:37.589	65	1:16.024	2:34.217	27	56.236	2:27.459	5	53.527	2:27.836
65	23.154	2:46.561	8	44.218	2:41.092	21	1:01.674	2:37.035	21	1:17.221	2:34.454	6	1:05.551	2:31.644	1	54.407	2:28.197
21	23.287	2:46.694	21	44.706	2:42.159	8	1:01.734	2:37.583	106	1:17.928	2:32.686	26	1:13.713	2:31.587	37	1 LAP	3:05.926
130	23.487	2:46.894	41	45.617	2:44.310	41	1:03.872	2:38.322	8	1:18.230	2:35.403	130	1:25.147	2:33.014	14	1:03.722	2:28.749
8	23.866	2:47.273	72	46.206	2:40.659	106	1:04.149	2:36.145	41	1:23.021	2:38.056	106	1:28.726	2:30.010	27	1:03.830	2:26.418
72	26.287	2:49.694	106	48.071	2:38.889	23	1:13.471	2:37.314	23	1:26.209	2:31.645	65	1:30.646	2:33.834	155	1 LAP	2:56.334
93	27.227	2:50.634	136	52.659	2:45.115	136	1:15.152	2:42.560	7	1:27.797	2:31.153	21	1:32.274	2:34.265	6	1:21.632	2:34.905
136	28.284	2:51.691	19	54.027	2:46.252	19	1:15.481	2:41.521	19	1:36.157	2:39.583	8	1:32.633	2:33.615	26	1:25.146	2:30.257
19	28.515	2:51.922	79	54.323	2:44.579	7	1:15.551	2:38.514	79	1:37.392	2:39.808	23	1:39.470	2:32.473	130	1:38.323	2:32.000
9	29.862	2:53.269	9	54.702	2:45.580	79	1:16.491	2:42.235	136	1:39.359	2:43.114	7	1:43.295	2:34.710	65	1:45.040	2:33.218
106	29.922	2:53.329	152	55.998	2:43.405	9	1:16.787	2:42.152	9	1:39.656	2:41.776	41	1:45.224	2:41.415	8	1:48.502	2:34.693
79	30.484	2:53.891	23	56.224	2:39.782	152	1:18.361	2:42.430	152	1:40.832	2:41.378	79	1:52.802	2:34.622	106	1:51.732	2:41.830
152	33.333	2:56.740	7	57.104	2:39.407	93	1:22.325	2:41.132	93	1:42.406	2:38.988	19	1:54.669	2:37.724	23	1:53.169	2:32.523
172	35.163	2:58.570	172	59.110	2:44.687	172	1:23.893	2:44.850	172	1:49.101	2:44.115	136	2:00.777	2:40.630	21	2:00.344	2:46.894
94	36.254	2:59.661	93	1:01.260	2:54.773	66	1:33.679	2:47.934	66	1:59.889	2:45.117	9	2:01.053	2:40.609	79	2:07.310	2:33.332
23	37.182	3:00.589	94	1:05.272	2:49.758	94	1:34.574	2:49.369	94	2:02.986	2:47.319	152	2:02.266	2:40.646	19	2:12.597	2:36.752
104	38.428	3:01.835	66	1:05.812	2:47.310	60	1:35.808	2:46.273	60	2:03.348	2:46.447	93	2:02.521	2:39.327			
7	38.437	3:01.844	104	1:08.589	2:50.901	104	1:38.530	2:50.008	104	2:03.442	2:43.819	172	2:13.142	2:43.253			
66	39.242	3:02.649	60	1:09.602	2:49.949	105	1:56.066	2:53.388									
60	40.393	3:03.800	154	1:20.820	2:56.875	154	1:56.257	2:55.504									
154	44.685	3:08.092	105	1:22.745	2:56.789	37	1:58.822	2:53.758									
105	46.696	3:10.103	37	1:25.131	2:58.642	155	2:14.839	2:58.906									
37	47.229	3:10.636	155	1:36.000	3:02.332												
155	54.408	3:17.815															

Session Start: 15:45:12 - Finish: 16:26:39

Weather/Track Conditions: Cloud / Dry

Circuit: Silverstone Historic Grand Prix

Track Length: 5.857 Km - 3.6394 miles

Silverstone International Trophy - 21 - 22 May 2016

Guards Trophy

Race 12 - Lap Chart

Lap 7			Lap 8			Lap 9			Lap 10			Lap 11			Lap 12		
NO	Behind	Laptime	NO	Behind	Laptime	NO	Behind	Laptime	NO	Behind	Laptime	NO	Behind	Laptime	NO	Behind	Laptime
4		2:18.648	4		2:18.724	4		2:18.776	4		2:22.944	42		2:25.398	42		2:26.506
9	1 LAP	2:39.248	79	1 LAP	2:32.959	155	2 LAPS	2:57.015	154	2 LAPS	2:57.401	1	1 LAP	2:39.459	14	1 LAP	2:25.645
136	1 LAP	2:40.525	19	1 LAP	2:36.604	79	1 LAP	2:31.813	8	1 LAP	2:30.977	14	1 LAP	2:24.293	5	1 LAP	2:23.951
93	1 LAP	2:39.153	9	1 LAP	2:38.506	1	1 LAP	3:39.026	65	1 LAP	2:35.051	5	1 LAP	2:24.000	152	2 LAPS	2:54.696
152	1 LAP	2:41.269	136	1 LAP	2:38.926	19	1 LAP	2:37.384	75	1 LAP	3:51.643	39	1 LAP	4:28.332	9	2 LAPS	2:52.358
2	16.274	2:20.051	93	1 LAP	2:38.926	34	32.057	2:22.985	1	1 LAP	2:25.764	6	1 LAP	2:26.291	27	1 LAP	4:01.176
172	1 LAP	2:42.243	152	1 LAP	2:38.523	42	32.883	2:23.274	42	31.024	2:21.085	94	2 LAPS	2:49.513	172	2 LAPS	4:21.156
34	24.827	2:22.563	34	27.848	2:21.745	32	39.317	2:25.064	79	1 LAP	2:38.227	60	2 LAPS	4:22.005	6	1 LAP	2:26.143
42	25.850	2:21.628	2	27.881	2:30.331	93	1 LAP	2:38.643	34	33.368	2:24.255	4	48.904	3:45.326	39	1 LAP	2:37.440
32	29.179	2:23.661	42	28.385	2:21.259	136	1 LAP	2:39.567	14	1 LAP	3:51.193	93	1 LAP	2:49.973	26	1 LAP	3:53.295
104	1 LAP	2:42.370	32	33.029	2:22.574	9	1 LAP	2:42.371	5	1 LAP	4:05.984	66	2 LAPS	2:48.856	4	48.095	2:25.697
66	1 LAP	2:43.459	172	1 LAP	2:44.003	6	1 LAP	3:47.801	94	2 LAPS	4:15.550	7	1 LAP	2:27.604	94	2 LAPS	2:47.779
94	1 LAP	2:45.885	37	2 LAPS	4:23.054	152	1 LAP	2:44.111	32	44.389	2:28.016	65	1 LAP	3:52.966	7	1 LAP	2:25.102
60	1 LAP	2:47.225	25	50.533	2:25.769	36	59.166	2:26.749	155	2 LAPS	2:59.351	2	1:11.693	2:18.760	60	2 LAPS	2:45.338
36	43.319	2:23.306	36	51.193	2:26.598	25	1:00.130	2:28.373	6	1 LAP	2:29.574	130	1 LAP	2:30.342	2	1:05.625	2:20.438
25	43.488	2:23.086	104	1 LAP	2:42.770	172	1 LAP	2:42.255	93	1 LAP	2:38.627	79	1 LAP	3:53.123	8	1 LAP	3:52.306
75	52.213	2:26.333	39	1:01.034	2:27.198	39	1:11.801	2:29.543	66	2 LAPS	4:44.683	154	2 LAPS	4:23.808	65	1 LAP	2:32.387
39	52.560	2:26.710	66	1 LAP	2:49.947	20	4 LAPS	2:28.411	136	1 LAP	2:49.104	32	1:34.144	3:46.177	66	2 LAPS	2:49.273
20	4 LAPS	2:26.885	75	1:04.900	2:31.411	37	2 LAPS	2:53.375	172	1 LAP	2:43.667	23	1 LAP	2:33.616	130	1 LAP	2:29.566
5	1:03.399	2:28.520	20	4 LAPS	2:26.442	104	1 LAP	2:44.677	7	1 LAP	2:26.757	34	1:38.609	4:01.663	32	1:31.099	2:23.461
7	1 LAP	4:02.491	94	1 LAP	2:50.140	7	1 LAP	2:26.268	27	1:45.897	2:31.830	21	1 LAP	2:35.136	79	1 LAP	2:31.647
27	1:12.812	2:27.630	60	1 LAP	2:51.197	27	1:37.011	2:30.114	130	1 LAP	4:18.422	19	1 LAP	2:37.674	34	1:36.132	2:24.029
14	1:13.702	2:28.628	5	1:18.690	2:34.015	60	1 LAP	2:48.259	2	1:49.355	2:19.759	105	2 LAPS	2:49.153	21	1 LAP	2:33.589
154	1 LAP	2:50.285	7	1 LAP	2:29.243	23	1 LAP	4:14.777	105	2 LAPS	4:28.037	37	2 LAPS	2:50.941	46	1:49.066	2:25.878
1	1:16.066	2:40.307	21	1 LAP	4:02.587	21	1 LAP	2:44.863	37	2 LAPS	2:54.894	46	1:49.694	2:23.297	25	1:50.543	2:27.069
105	1 LAP	2:59.655	27	1:25.673	2:31.585	2	1:52.540	3:43.435	23	1 LAP	2:31.745	25	1:49.980	2:23.218	23	1 LAP	2:42.928
26	1:37.248	2:30.750	14	1:27.221	2:32.243	106	1 LAP	2:35.289	104	1 LAP	2:59.992	106	1 LAP	2:37.344	19	1 LAP	2:34.888
6	1:39.597	2:36.613	106	1 LAP	4:25.215	26	2:03.048	2:30.986	19	1 LAP	3:54.296	75	2:09.658	2:25.517	106	1 LAP	2:36.594
155	1 LAP	2:56.327	154	1 LAP	2:50.817	46	2:21.231	2:24.504	21	1 LAP	2:33.774	20	4 LAPS	2:24.180	105	2 LAPS	2:49.719
130	1:52.534	2:32.859	26	1:50.838	2:32.314				106	1 LAP	2:37.510	36	2:14.040	2:35.265	75	2:08.422	2:25.270
65	2:00.325	2:33.933	105	1 LAP	3:03.831				26	2:15.244	2:35.140	155	2 LAPS	4:33.782	37	2 LAPS	2:50.600
8	2:02.728	2:32.874	130	2:12.493	2:38.683				46	2:22.819	2:24.532	136	1 LAP	4:11.722	154	2 LAPS	3:09.851
46	2:08.943	3:44.678	65	2:13.749	2:32.148				25	2:23.184	3:45.998				36	2:19.712	2:32.178
23	2:11.580	2:37.059	46	2:15.503	2:25.284				36	2:35.197	3:58.975				20	4 LAPS	2:37.564
			8	2:15.950	2:31.946				152	1 LAP	4:09.157				14	2:29.421	2:25.717
									8	2:38.956	2:33.749				5	2:33.995	2:26.018
									75	2:40.563	2:25.740				93	1 LAP	4:10.101
									20	4 LAPS	3:50.592				136	1 LAP	2:41.647
									9	1 LAP	4:21.887				1	1 LAP	5:06.144
															6	2:52.374	2:26.340
															27	2:58.713	2:34.568
															155	2 LAPS	3:01.772
															9	1 LAP	2:53.874

Session Start: 15:45:12 - Finish: 16:26:39

Weather/Track Conditions: Cloud / Dry

Circuit: Silverstone Historic Grand Prix

Track Length: 5.857 Km - 3.6394 miles

Silverstone International Trophy - 21 - 22 May 2016

Guards Trophy

Race 12 - Lap Chart

Lap 13			Lap 14			Lap 15			Lap 16			Lap 17		
NO	Behind	Laptime	NO	Behind	Laptime	NO	Behind	Laptime	NO	Behind	Laptime	NO	Behind	Laptime
4		2:25.871	4		2:27.124	2		2:19.084	2		2:21.688	2		2:18.236
26	1 LAP	2:30.144	2	4.409	2:20.952	4	2.117	2:25.610	93	2 LAPS	2:40.722	4	13.524	2:25.263
172	2 LAPS	2:50.630	26	1 LAP	2:30.229	1	2 LAPS	2:44.862	105	3 LAPS	2:49.390	27	1 LAP	2:32.594
152	2 LAPS	3:09.340	39	1 LAP	2:37.632	26	1 LAP	2:28.841	4	6.497	2:26.068	7	1 LAP	2:24.945
2	10.581	2:18.922	7	1 LAP	2:25.905	39	1 LAP	2:28.855	27	1 LAP	2:35.145	93	2 LAPS	2:34.861
7	1 LAP	2:26.606	155	3 LAPS	2:58.069	7	1 LAP	2:24.085	7	1 LAP	2:25.596	26	1 LAP	2:31.384
65	1 LAP	2:30.262	9	2 LAPS	2:52.415	32	36.719	2:25.106	136	2 LAPS	2:41.174	39	1 LAP	2:32.103
8	1 LAP	2:34.089	172	2 LAPS	2:46.046	65	1 LAP	2:31.701	26	1 LAP	2:30.595	105	3 LAPS	2:50.623
94	2 LAPS	2:48.847	152	2 LAPS	2:51.420	8	1 LAP	2:31.064	37	3 LAPS	2:52.980	136	2 LAPS	2:40.191
60	2 LAPS	2:43.589	65	1 LAP	2:30.178	34	41.803	2:23.640	39	1 LAP	2:31.589	32	44.547	2:23.672
42	37.835	3:51.801	8	1 LAP	2:30.123	172	2 LAPS	2:47.545	154	3 LAPS	2:56.536	34	44.845	2:21.520
32	38.717	2:21.584	32	35.106	2:23.513	42	46.346	2:29.090	1	2 LAPS	2:55.454	37	3 LAPS	2:51.494
130	1 LAP	2:27.890	42	40.749	2:30.038	130	1 LAP	2:29.128	32	39.111	2:24.080	65	1 LAP	2:30.091
34	44.632	2:22.466	130	1 LAP	2:28.389	9	2 LAPS	2:51.369	34	41.561	2:21.446	8	1 LAP	2:29.415
66	2 LAPS	2:49.452	34	41.656	2:24.148	155	3 LAPS	2:54.984	65	1 LAP	2:29.239	42	1:03.530	2:30.079
46	1:00.255	2:25.155	60	2 LAPS	2:46.322	25	56.363	2:23.570	8	1 LAP	2:30.112	25	1:04.598	2:24.005
25	1:00.698	2:24.121	25	56.286	2:22.712	152	2 LAPS	2:54.597	42	51.687	2:27.029	154	3 LAPS	2:52.893
21	1 LAP	2:34.306	94	2 LAPS	2:50.706	46	1:00.673	2:26.212	25	58.829	2:24.154	46	1:15.572	2:28.003
23	1 LAP	2:33.297	46	57.954	2:24.823	60	2 LAPS	2:43.073	130	1 LAP	2:38.835	130	1 LAP	2:30.898
19	1 LAP	2:36.969	23	1 LAP	2:32.260	94	2 LAPS	2:47.350	46	1:05.805	2:26.820	172	2 LAPS	2:45.268
79	1 LAP	2:57.052	21	1 LAP	2:35.070	23	1 LAP	2:30.609	172	2 LAPS	2:44.752	75	1:38.418	2:27.288
75	1:21.025	2:26.569	66	2 LAPS	2:47.750	75	1:24.563	2:28.181	9	2 LAPS	2:48.838	9	2 LAPS	2:48.935
106	1 LAP	2:35.835	75	1:19.875	2:25.974	21	1 LAP	2:33.866	155	3 LAPS	2:53.284	1	2 LAPS	3:27.493
36	1:38.502	2:32.756	79	1 LAP	2:32.172	79	1 LAP	2:31.933	75	1:29.366	2:26.491	5	1:49.966	2:24.806
14	1:40.942	2:25.487	19	1 LAP	2:35.423	19	1 LAP	2:33.232	152	2 LAPS	2:52.233	21	1 LAP	2:34.381
105	2 LAPS	2:48.586	106	1 LAP	2:36.303	5	1:41.820	2:24.228	60	2 LAPS	2:41.635	79	1 LAP	2:33.021
5	1:43.766	2:23.737	14	1:39.125	2:25.307	14	1:42.621	2:26.989	23	1 LAP	2:33.812	23	1 LAP	2:38.867
37	2 LAPS	2:50.480	5	1:41.085	2:24.443	66	2 LAPS	2:48.095	21	1 LAP	2:30.915	14	1:56.127	2:27.656
154	2 LAPS	2:54.936	36	1:43.289	2:31.911	106	1 LAP	2:34.111	79	1 LAP	2:30.261	155	3 LAPS	2:56.236
93	1 LAP	2:38.159	105	2 LAPS	2:47.086	36	1:51.090	2:31.294	5	1:43.396	2:23.264	60	2 LAPS	2:45.214
6	2:03.643	2:25.235	6	2:04.052	2:27.533	6	2:06.141	2:25.582	19	1 LAP	2:35.837	19	1 LAP	2:35.417
136	1 LAP	2:40.600	93	1 LAP	2:36.598				14	1:46.707	2:25.774	152	2 LAPS	2:53.481
1	1 LAP	2:40.814	37	2 LAPS	2:51.564				94	2 LAPS	2:51.090	106	1 LAP	2:33.691
27	2:14.765	2:30.018	27	2:16.955	2:29.314				106	1 LAP	2:33.145	36	2:13.337	2:30.478
			136	1 LAP	2:40.478				36	2:01.095	2:31.693	6	2:15.941	2:24.369
			154	2 LAPS	2:55.738				66	2 LAPS	2:46.039	94	2 LAPS	2:49.813
									6	2:09.808	2:25.355	66	2 LAPS	2:45.043

Session Start: 15:45:12 - Finish: 16:26:39

Weather/Track Conditions: Cloud / Dry

Circuit: Silverstone Historic Grand Prix

Track Length: 5.857 Km - 3.6394 miles

Silverstone International Trophy - 21 - 22 May 2016

Historic Touring Cars Race 13 - Classification

Sheet No:

POS	NO	DRIVER/S	CLASS	CLASS POS	CAR MAKE / MODEL	TIME	LAPS	GAP	DIFF	MPH	BEST	ON
1	8	Leo Voyazides	K1	1	Ford Falcon	20:25.149	8	-- 8 laps --		85.55	2:31.508	2
2	6	Warren Briggs	K1	2	Ford Mustang	20:39.595	8	14.446	14.446	84.55	2:34.166	2
3	113	Andy Wolfe	K2	1	Ford Lotus Cortina	20:40.657	8	15.508	1.062	84.48	2:34.006	2
4	12	Gregory Thornton	K1	3	Ford Mustang	20:44.954	8	19.805	4.297	84.19	2:34.598	8
5	66	Rob Fenn	K1	4	Ford Mustang	21:00.986	8	35.837	16.032	83.11	2:35.439	3
6	123	Ross Hyett	K1	5	Ford Mustang	21:02.579	8	37.430	1.593	83.02	2:36.683	4
7	68	Graham Pattle	K2	2	Ford Lotus Cortina	21:03.436	8	38.287	0.857	82.96	2:35.848	5
8	35	Mark Burton	K1	6	Ford Mustang	21:10.675	8	45.526	7.239	82.48	2:37.209	7
9	42	John Spiers	K2	3	Ford Lotus Cortina	21:12.341	8	47.192	1.666	82.38	2:37.328	3
10	20	Endaf Owens	K3	1	Austin Mini Cooper S	21:13.062	8	47.913	0.721	82.33	2:38.306	6
11	60	Paul Pheysey	K2	4	Ford Lotus Cortina	21:16.374	8	51.225	3.312	82.11	2:37.234	4
12	1	Simon Benoy	E	1	Hillman Imp	21:18.579	8	53.430	2.205	81.97	2:37.668	4
13	15	Mark Watts	K1	7	Ford Mustang	21:20.375	8	55.226	1.796	81.86	2:38.115	5
14	77	Nick Paddy	K3	2	Morris Cooper S	21:38.044	8	1:12.895	17.669	80.75	2:40.562	3
15	85	Roger Godfrey	D	1	Austin Cooper S	21:49.288	8	1:24.139	11.244	80.05	2:41.179	4
16	55	Tim Stanbridge	K3	3	Morris Cooper S	21:49.496	8	1:24.347	0.208	80.04	2:41.996	4
17	7	David Moran	K2	5	Ford Lotus Cortina	21:49.816	8	1:24.667	0.320	80.02	2:41.677	4
18	94	Steve Platts	E	2	Singer Chamois	21:50.455	8	1:25.306	0.639	79.98	2:41.183	5
19	56	David Alexander	C	1	Alfa Romeo Sprint GT	22:03.153	8	1:38.004	12.698	79.21	2:42.729	7
20	89	Adrian Oliver	E	3	Hillman Imp	22:03.196	8	1:38.047	0.043	79.21	2:42.524	4
21	47	Nigel Cox	K2	6	Ford Lotus Cortina	22:27.389	8	2:02.240	24.193	77.79	2:45.038	3
22	95	Shaun Hazlewood	E	4	Hillman Imp	22:27.769	8	2:02.620	0.380	77.76	2:45.922	3
23	51	Ian Claridge	C	2	Ford Anglia	21:13.393	7	-- 7 laps --	1:33.098	72.02	2:59.684	2
24	93	Stuart Kerr	E	6	Singer Chamois	21:13.902	7	0.509	0.509	71.99	2:58.250	2
25	104	Graham Briggs	E	7	Hillman Imp	21:18.027	7	4.634	4.125	71.76	2:58.691	2

----- NOT CLASSIFIED -----

DNF 97	David Heale	E	Hillman Imp	19:24.962	7	-- 7 laps --		78.72	2:41.112	3		
DNF 69	Bob Bullen	C	Ford Anglia	16:59.680	6	-- 6 laps --		37.411	77.09	2:49.328	5	
DNF 32	Richard Belcher	B	Ford Cortina Mk1	17:20.714	6		21.034	21.034	75.53	2:39.953	4	
DNF 92	Colin Gunton	E	Hillman Imp	17:56.269	6		56.589	35.555	73.04	2:39.420	5	
DNF 57	David Hall	K2	Ford Lotus Cortina									
DNF 136	Jim Chapman	K1	Chevrolet Corvair									

----- FASTEST LAP SUMMARY -----

NO	DRIVER/S	CLASS	CAR MAKE / MODEL	FASTEST LAP	ON	MPH
8	Leo Voyazides	K1	Ford Falcon	2:31.508	2	86.48
113	Andy Wolfe	K2	Ford Lotus Cortina	2:34.006	2	85.07
1	Simon Benoy	E	Hillman Imp	2:37.668	4	83.10
20	Endaf Owens	K3	Austin Mini Cooper S	2:38.306	6	82.76
32	Richard Belcher	B	Ford Cortina Mk1	2:39.953	4	81.91
85	Roger Godfrey	D	Austin Cooper S	2:41.179	4	81.29
56	David Alexander	C	Alfa Romeo Sprint GT	2:42.729	7	80.51

CAR 40 - NON STARTER

Session Start: 16:43:04 - Finish: 17:03:28
Weather/Track Conditions: Bright / Dry
Circuit: Silverstone Historic Grand Prix
Track Length: 5.857 Km - 3.6394 miles

These results are provisional until the conclusion of any judicial and technical matters.

Clerk of the Course: <p style="text-align: right;">Julian Floyd</p>	Timekeeper: <p style="text-align: right;">Nick Palmer</p>	Issued at:
--	--	------------

Silverstone International Trophy - 21 - 22 May 2016

Historic Touring Cars

Race 13 - Sector Analysis

1 Simon Benoy (E)									Hillman Imp										
lap	Sect-1	Speed	Sect-2	Speed	Sect-3	Speed	TopSpeed	laptime	pit	lap	Sect-1	Speed	Sect-2	Speed	Sect-3	Speed	Topspeed	laptime	pit
1		113.0	1:22.087	106.0	29.912	99.5		2:44.329		5	50.083	109.3	1:18.707	104.2	29.594	99.0		2:38.384	
2	51.387	109.7	1:19.934	104.9	29.416	98.2		2:40.737		6	51.099	109.5	1:19.978	105.5	29.678	98.6		2:40.755	
3	50.039	109.8	1:19.233	105.4	29.546	98.6		2:38.818		7	49.994	111.1	1:18.581	104.2	30.008	98.0		2:38.583	
4	49.687	109.8	1:18.266	103.7	29.715	98.5		2:37.668		8	50.624	108.8	1:19.063	104.5	29.618	98.3		2:39.305	

6 Warren Briggs (K1)									Ford Mustang										
lap	Sect-1	Speed	Sect-2	Speed	Sect-3	Speed	TopSpeed	laptime	pit	lap	Sect-1	Speed	Sect-2	Speed	Sect-3	Speed	Topspeed	laptime	pit
1		134.5	1:17.514	122.7	28.913	113.8		2:32.847		5	47.740	135.0	1:17.916	122.9	28.942	110.7		2:34.598	
2	47.676	134.8	1:17.711	124.7	28.779	112.6		2:34.166		6	48.401	131.1	1:18.281	121.8	29.076	110.7		2:35.758	
3	47.980	136.1	1:17.464	121.6	28.775	110.0		2:34.219		7	47.855	135.0	1:20.666	119.2	29.180	109.2		2:37.701	
4	47.978	134.2	1:17.786	123.1	28.629	113.2		2:34.393		8	48.406	133.7	1:18.419	120.7	29.088	109.2		2:35.913	

7 David Moran (K2)									Ford Lotus Cortina										
lap	Sect-1	Speed	Sect-2	Speed	Sect-3	Speed	TopSpeed	laptime	pit	lap	Sect-1	Speed	Sect-2	Speed	Sect-3	Speed	Topspeed	laptime	pit
1		115.5	1:23.655	106.2	30.054	97.9		2:48.297		5	50.754	114.9	1:20.886	108.4	30.283	98.9		2:41.923	
2	51.209	112.6	1:23.287	106.0	29.837	99.0		2:44.333		6	51.121	116.7	1:20.962	108.8	30.014	101.0		2:42.097	
3	52.393	116.5	1:23.077	106.7	29.985	100.6		2:45.455		7	52.398	114.7	1:21.699	108.8	29.763	99.2		2:43.860	
4	50.758	116.5	1:20.694	108.9	30.225	98.2		2:41.677		8			1:20.666	119.2	29.180	109.2		2:43.860	

8 Leo Voyazides (K1)									Ford Falcon										
lap	Sect-1	Speed	Sect-2	Speed	Sect-3	Speed	TopSpeed	laptime	pit	lap	Sect-1	Speed	Sect-2	Speed	Sect-3	Speed	Topspeed	laptime	pit
1		136.1	1:16.014	112.6	28.795	114.0		2:30.407		5	46.681	137.8	1:16.313	116.9	28.931	115.4		2:31.925	
2	46.398	132.4	1:16.205	113.9	28.905	114.0		2:31.508		6	46.780	137.2	1:17.303	115.7	28.918	115.8		2:33.001	
3	46.660	134.5	1:17.007	113.0	28.940	113.8		2:32.607		7	48.632	132.4	1:18.256	112.8	29.462	114.8		2:36.350	
4	46.733	134.8	1:16.182	117.9	28.634	113.6		2:31.549		8	47.801	120.7	1:19.875	106.9	30.126	105.9		2:37.802	


12 Gregory Thornton (K1)									Ford Mustang										
lap	Sect-1	Speed	Sect-2	Speed	Sect-3	Speed	TopSpeed	laptime	pit	lap	Sect-1	Speed	Sect-2	Speed	Sect-3	Speed	Topspeed	laptime	pit
1		129.3	1:19.206	108.8	29.027	111.7		2:38.109		5	48.052	129.6	1:18.533	113.7	29.084	112.0		2:35.669	
2	48.402	126.4	1:17.656	119.2	29.546	111.3		2:35.604		6	47.843	129.6	1:18.504	109.1	28.957	111.8		2:35.304	
3	48.032	127.6	1:18.090	116.1	28.977	111.8		2:35.099		7	47.914	130.1	1:17.981	107.2	29.721	107.3		2:35.616	
4	47.838	128.8	1:18.000	115.3	29.117	111.7		2:34.955		8	48.113	130.6	1:17.512	116.3	28.973	111.7		2:34.598	

15 Mark Watts (K1)									Ford Mustang										
lap	Sect-1	Speed	Sect-2	Speed	Sect-3	Speed	TopSpeed	laptime	pit	lap	Sect-1	Speed	Sect-2	Speed	Sect-3	Speed	Topspeed	laptime	pit
1		134.8	1:21.953	115.7	29.829	108.3		2:43.505		5				113.0	29.908	109.1		2:38.115	
2	50.056	131.3	1:19.771	119.6	29.504	108.0		2:39.331		6	48.935	131.1	1:19.495	113.2	29.865	107.3		2:38.295	
3	49.584	131.6	1:19.697	117.7	29.794	107.6		2:39.075		7	49.212	128.1	1:20.389	113.2	32.753	105.2		2:42.354	
4	48.759	129.3	1:19.655	117.9	29.739	107.8		2:38.153		8	50.206	131.1	1:20.976	114.1	30.365	99.2		2:41.547	

20 Endaf Owens (K3)									Austin Mini Cooper S										
lap	Sect-1	Speed	Sect-2	Speed	Sect-3	Speed	TopSpeed	laptime	pit	lap	Sect-1	Speed	Sect-2	Speed	Sect-3	Speed	Topspeed	laptime	pit
1		112.8	1:20.748	106.0	29.416	98.9		2:42.375		5	50.559	112.2	1:18.734	104.7	29.862	97.7		2:39.155	
2	50.551	112.0	1:18.668	105.0	29.553	97.9		2:38.772		6	49.789	109.8	1:18.895	105.4	29.622	97.4		2:38.306	
3	50.028	111.3	1:18.607	104.9	29.829	97.3		2:38.464		7	50.029	110.2	1:18.771	104.4	29.572	97.3		2:38.372	
4	49.861	111.3	1:19.004	104.5	29.615	96.6		2:38.480		8	49.960	109.7	1:18.837	106.0	30.341	97.0		2:39.138	

32 Richard Belcher (B)									Ford Cortina Mk1										
lap	Sect-1	Speed	Sect-2	Speed	Sect-3	Speed	TopSpeed	laptime	pit	lap	Sect-1	Speed	Sect-2	Speed	Sect-3	Speed	Topspeed	laptime	pit
1		121.4	1:22.555	113.6	29.483	104.4		2:45.381		4	49.770	119.6	1:20.227	111.8	29.956	103.7		2:39.953	
2	50.718	117.1	1:20.268	113.0	29.508	105.4		2:40.494		5	50.193	119.4	1:20.850	110.6	29.601	103.4		2:40.644	
3	50.384	118.4	1:20.355	113.6	29.568	104.7		2:40.307		6	1:15.516	68.1	1:51.966	66.2				3:53.935	

35 Mark Burton (K1)									Ford Mustang										
lap	Sect-1	Speed	Sect-2	Speed	Sect-3	Speed	TopSpeed	laptime	pit	lap	Sect-1	Speed	Sect-2	Speed	Sect-3	Speed	Topspeed	laptime	pit
1		115.7	1:20.587	116.1	29.970	110.7		2:41.104		5	48.688	130.8	1:19.613	116.1	29.627	110.0		2:37.928	
2	48.134	126.1	1:20.055	114.5	29.476	110.5		2:37.665		6	48.324	125.0	1:19.231	111.8	29.868	110.3		2:37.423	
3	48.324	121.4	1:19.549	122.9	32.362	105.9		2:40.235		7	48.625	131.3	1:18.820	114.1	29.764	110.2		2:37.209	
4	48.856	123.4	1:19.772	122.9	30.618	104.6		2:39.246		8	48.302	129.1	1:21.512	111.1	30.051	107.3		2:39.865	



Session Start: 16:43:04 - Finish: 17:03:28
Weather/Track Conditions: Bright / Dry
Circuit: Silverstone Historic Grand Prix
Track Length: 5.857 Km - 3.6394 miles

Silverstone International Trophy - 21 - 22 May 2016

Historic Touring Cars

Race 13 - Sector Analysis

42 John Spiers (K2)									Ford Lotus Cortina								
lap	Sect-1	Speed	Sect-2	Speed	Sect-3	Speed	TopSpeed	laptime pit	lap	Sect-1	Speed	Sect-2	Speed	Sect-3	Speed	Topspeed	laptime pit
1		113.0	1:19.816	108.1	29.650	<u>100.3</u>		2:39.234	5	49.916	114.3	1:19.345	105.4	29.324	98.6		2:38.585
2	50.055	114.3	1:18.784	<u>108.4</u>	29.448	98.7		2:38.287	6	49.819	112.8	1:20.145	106.7	29.356	98.5		2:39.320
3	49.406	114.3	1:18.649	107.4	<u>29.273</u>	98.9		2:37.328	7	49.646	113.9	1:19.709	105.7	29.708	97.0		2:39.063
4	49.641	113.2	1:18.705	106.4	29.685	98.7		2:38.031	8	49.805	<u>114.5</u>	1:21.333	106.4	31.355	98.0		2:42.493

47 Nigel Cox (K2)									Ford Lotus Cortina								
lap	Sect-1	Speed	Sect-2	Speed	Sect-3	Speed	TopSpeed	laptime pit	lap	Sect-1	Speed	Sect-2	Speed	Sect-3	Speed	Topspeed	laptime pit
1		113.9	1:24.937	106.7	<u>30.782</u>	<u>99.6</u>		2:52.785	5	51.944	112.8	1:24.181	103.7	31.056	98.3		2:47.181
2	52.549	113.4	1:24.419	102.9	31.218	98.5		2:48.186	6	53.770	112.6	1:25.089	104.7	30.867	98.6		2:49.726
3	52.109	113.9	1:22.091	<u>108.8</u>	30.838	98.5		2:45.038	7	52.282	113.2	1:25.299	105.0	31.249	96.1		2:48.830
4	52.485	112.8	1:24.689	104.7	31.550	98.3		2:48.724	8	<u>51.817</u>	<u>114.3</u>	1:23.900	105.4	31.202	97.1		2:46.919

51 Ian Claridge (C)									Ford Anglia								
lap	Sect-1	Speed	Sect-2	Speed	Sect-3	Speed	TopSpeed	laptime pit	lap	Sect-1	Speed	Sect-2	Speed	Sect-3	Speed	Topspeed	laptime pit
1		<u>112.0</u>	1:30.018	100.3	32.516	<u>96.3</u>		3:02.205	5	56.736	110.4	1:31.953	100.8	32.761	94.1		3:01.450
2	55.255	110.7	1:31.340	102.1	33.089	95.6		2:59.684	6	57.598	111.5	1:33.624	<u>104.4</u>	<u>32.440</u>	94.4		3:03.662
3	55.815	110.7	1:33.233	102.5	32.760	93.4		3:01.808	7	55.856	<u>112.0</u>	1:33.305	101.7	33.990	93.7		3:03.151
4	55.945	111.1	1:32.606	102.5	32.882	94.8		3:01.433	8								

55 Tim Stanbridge (K3)									Morris Cooper S								
lap	Sect-1	Speed	Sect-2	Speed	Sect-3	Speed	TopSpeed	laptime pit	lap	Sect-1	Speed	Sect-2	Speed	Sect-3	Speed	Topspeed	laptime pit
1				<u>105.2</u>	30.112	<u>96.9</u>		2:46.751	5	51.404	106.9	1:20.878	102.5	<u>30.013</u>	93.2		2:42.295
2	51.468	<u>112.6</u>	1:21.998	104.5	30.265	95.5		2:43.731	6	52.547	107.7	1:21.438	103.9	30.236	94.9		2:44.221
3	50.999	107.4	1:21.690	103.2	30.225	95.0		2:42.914	7	52.468	108.2	<u>1:20.639</u>	103.1	30.039	95.5		2:43.146
4			102.8		30.323	94.5		2:41.996	8	<u>50.986</u>	109.5	1:23.169	102.3	30.287	94.6		2:44.442


56 David Alexander (C)									Alfa Romeo Sprint GT								
lap	Sect-1	Speed	Sect-2	Speed	Sect-3	Speed	TopSpeed	laptime pit	lap	Sect-1	Speed	Sect-2	Speed	Sect-3	Speed	Topspeed	laptime pit
1		<u>114.7</u>	1:22.937	<u>108.1</u>	30.301	98.9		2:49.205	5	51.079	111.8	1:21.653	105.7	30.626	96.6		2:43.358
2	51.134	113.0	1:23.246	105.2	<u>29.974</u>	<u>99.2</u>		2:44.354	6	51.616	112.6	1:21.584	105.8	30.537	96.7		2:43.737
3	52.207	114.5	1:21.250	106.7	30.018	98.6		2:43.475	7	<u>50.842</u>	113.6	1:21.239	107.5	30.648	97.9		2:42.729
4	50.872	113.4	1:20.936	106.9	40.057	95.6		2:51.865	8	51.839	113.0	1:21.603	106.0	30.988	96.6		2:44.430

57 David Hall (K2)									Ford Lotus Cortina								
lap	Sect-1	Speed	Sect-2	Speed	Sect-3	Speed	TopSpeed	laptime pit	lap	Sect-1	Speed	Sect-2	Speed	Sect-3	Speed	Topspeed	laptime pit
1									1								

60 Paul Pheysey (K2)									Ford Lotus Cortina								
lap	Sect-1	Speed	Sect-2	Speed	Sect-3	Speed	TopSpeed	laptime pit	lap	Sect-1	Speed	Sect-2	Speed	Sect-3	Speed	Topspeed	laptime pit
1		116.1	1:21.438	107.7	30.010	<u>99.3</u>		2:44.793	5	49.700	<u>116.9</u>	1:19.001	109.8	<u>29.405</u>	<u>99.3</u>		2:38.106
2	50.779	116.1	1:19.537	108.1	30.507	99.2		2:40.823	6	50.533	115.5	1:19.144	108.2	29.678	98.9		2:39.355
3	50.190	116.1	1:18.910	<u>110.2</u>	30.255	98.3		2:39.355	7	49.603	116.5	1:18.541	108.9	29.851	98.6		2:37.995
4	49.127	116.3	1:18.158	110.0	29.949	99.0		2:37.234	8	49.831	115.1	1:18.331	109.5	30.551	98.5		2:38.713

66 Rob Fenn (K1)									Ford Mustang								
lap	Sect-1	Speed	Sect-2	Speed	Sect-3	Speed	TopSpeed	laptime pit	lap	Sect-1	Speed	Sect-2	Speed	Sect-3	Speed	Topspeed	laptime pit
1		119.8	1:19.522	111.5	29.671	111.5		2:39.294	5	49.266	128.8	1:18.714	103.2	29.850	110.9		2:37.830
2	48.434	130.8	1:18.661	116.9	29.771	111.7		2:36.866	6	49.396	128.8	1:19.473	<u>117.3</u>	29.865	110.2		2:38.734
3	48.038	131.8	1:18.058	113.9	<u>29.343</u>	<u>112.4</u>		2:35.439	7	48.359	131.1	1:19.699	112.2	29.619	111.1		2:37.677
4	48.167	<u>132.4</u>	1:18.281	113.7	29.762	108.5		2:36.210	8	48.643	130.8	1:20.301	114.1	29.992	108.9		2:38.936

68 Graham Pattle (K2)									Ford Lotus Cortina								
lap	Sect-1	Speed	Sect-2	Speed	Sect-3	Speed	TopSpeed	laptime pit	lap	Sect-1	Speed	Sect-2	Speed	Sect-3	Speed	Topspeed	laptime pit
1		114.5	1:22.469	111.8	29.708	99.2		2:42.442	5	48.627	117.7	1:17.717	111.7	29.504	103.9		2:35.848
2	48.911	<u>119.2</u>	1:18.626	111.3	29.689	<u>104.6</u>		2:37.226	6	48.762	116.9	1:20.073	110.6	<u>29.456</u>	103.4		2:38.291
3	48.563	119.0	1:19.280	<u>112.4</u>	29.526	102.1		2:37.369	7	49.599	116.1	1:19.194	110.4	29.592	103.4		2:38.385
4	48.656	118.4	1:17.698	111.5	29.578	102.8		2:35.932	8	48.934	115.9	1:19.517	112.0	29.492	103.2		2:37.943



Session Start: 16:43:04 - Finish: 17:03:28
Weather/Track Conditions: Bright / Dry
Circuit: Silverstone Historic Grand Prix
Track Length: 5.857 Km - 3.6394 miles

Silverstone International Trophy - 21 - 22 May 2016

Historic Touring Cars

Race 13 - Sector Analysis

69 Bob Bullen (C)									Ford Anglia								
lap	Sect-1	Speed	Sect-2	Speed	Sect-3	Speed	TopSpeed	laptime pit	lap	Sect-1	Speed	Sect-2	Speed	Sect-3	Speed	Topspeed	laptime pit
1		115.5	1:22.023	107.5	30.010	99.2		2:43.890	4	53.334	104.5	1:23.429	97.8	32.601	89.4		2:49.364
2				96.8	32.577	83.9		2:53.460	5	52.977	102.9	1:23.894	96.3	32.457	87.1		2:49.328
3	53.162	105.2	1:23.906	96.1	33.923	90.8		2:50.991	6	54.495	103.2	1:25.098	95.7	33.054	85.9		2:52.647

77 Nick Paddy (K3)									Morris Cooper S								
lap	Sect-1	Speed	Sect-2	Speed	Sect-3	Speed	TopSpeed	laptime pit	lap	Sect-1	Speed	Sect-2	Speed	Sect-3	Speed	Topspeed	laptime pit
1		114.9	1:22.614	105.0	30.261	99.6		2:47.247	5	50.862	109.8	1:20.902	103.9	30.463	96.4		2:42.227
2	50.631	114.5	1:21.437	106.9	29.797	98.7		2:41.865	6	51.473	110.4	1:20.316	103.2	29.703	96.9		2:41.492
3	50.388	113.7	1:20.116	107.0	30.058	97.6		2:40.562	7	50.994	110.7	1:20.554	103.7	30.008	95.5		2:41.556
4	51.099	112.2	1:20.372	106.0	29.662	99.2		2:41.133	8	50.926	109.8	1:21.111	103.2	29.925	96.0		2:41.962

85 Roger Godfrey (D)									Austin Cooper S								
lap	Sect-1	Speed	Sect-2	Speed	Sect-3	Speed	TopSpeed	laptime pit	lap	Sect-1	Speed	Sect-2	Speed	Sect-3	Speed	Topspeed	laptime pit
1		112.0	1:23.112	107.0	30.010	98.5		2:46.975	5	51.240	111.8	1:20.539	102.3	30.407	95.5		2:42.186
2	50.380	112.4	1:21.285	104.5	29.627	96.9		2:41.292	6	51.699	107.5	1:21.265	103.4	30.175	96.7		2:43.139
3	50.745	112.2	1:19.792	106.2	30.722	98.3		2:41.259	7	51.700	109.3	1:24.400	98.8	31.257	94.0		2:47.357
4	50.666	108.4	1:20.470	102.8	30.043	98.0		2:41.179	8	52.124	107.9	1:23.082	101.2	30.695	94.6		2:45.901

89 Adrian Oliver (E)									Hillman Imp								
lap	Sect-1	Speed	Sect-2	Speed	Sect-3	Speed	TopSpeed	laptime pit	lap	Sect-1	Speed	Sect-2	Speed	Sect-3	Speed	Topspeed	laptime pit
1		106.9	1:23.455	102.1	30.499	96.0		2:50.796	5	51.244	105.7	1:21.712	99.3	30.465	95.0		2:43.421
2	52.037	108.2	1:21.500	101.7	30.160	96.7		2:43.697	6	52.361	107.2	1:21.876	99.4	30.633	95.3		2:44.870
3	52.598	107.5	1:21.631	101.4	30.865	95.3		2:45.094	7	55.484	103.7	1:21.797	100.0	30.728	93.7		2:48.009
4	50.794	107.4	1:21.544	98.3	30.186	95.2		2:42.524	8	51.813	105.5	1:21.876	98.3	31.096	93.4		2:44.785


92 Colin Gunton (E)									Hillman Imp								
lap	Sect-1	Speed	Sect-2	Speed	Sect-3	Speed	TopSpeed	laptime pit	lap	Sect-1	Speed	Sect-2	Speed	Sect-3	Speed	Topspeed	laptime pit
1		113.2	1:23.373	104.5	30.469	97.0		2:46.282	4	49.502	109.8	1:20.290	101.2	29.832	97.1		2:39.624
2	50.588	110.4	1:21.727	102.1	30.091	97.6		2:42.406	5	49.719	109.1	1:19.916	101.7	29.785	97.1		2:39.420
3	49.939	109.3	1:19.769	102.6	29.974	96.7		2:39.682	6	1:49.065	68.1	1:46.783	57.4				4:28.855

93 Stuart Kerr (E)									Singer Chamois								
lap	Sect-1	Speed	Sect-2	Speed	Sect-3	Speed	TopSpeed	laptime pit	lap	Sect-1	Speed	Sect-2	Speed	Sect-3	Speed	Topspeed	laptime pit
1		106.2	1:30.150	96.0	32.521	89.8		3:06.392	5	56.323	106.5	1:31.756	97.7	32.362	91.6		3:00.441
2	57.022	102.9	1:29.104	100.0	32.124	93.7		2:58.250	6	57.759	104.9	1:34.428	96.7	33.061	93.7		3:05.248
3	56.623	103.1	1:30.555	98.4	32.410	93.3		2:59.588	7	56.012	106.7	1:32.471	97.4	33.180	93.3		3:01.663
4	56.285	105.2	1:33.453	97.5	32.582	92.6		3:02.320	8								

94 Steve Platts (E)									Singer Chamois								
lap	Sect-1	Speed	Sect-2	Speed	Sect-3	Speed	TopSpeed	laptime pit	lap	Sect-1	Speed	Sect-2	Speed	Sect-3	Speed	Topspeed	laptime pit
1		110.4	1:22.183	102.8	30.641	97.4		2:48.784	5	50.829	107.9	1:20.409	103.1	29.945	97.4		2:41.183
2	51.571	109.1	1:22.205	102.5	30.767	97.3		2:44.543	6	52.108	107.7	1:21.131	100.9	30.537	97.4		2:43.776
3	51.555	108.1	1:20.602	101.1	30.133	97.3		2:42.290	7	51.331	107.4	1:20.578	101.4	30.346	95.5		2:42.255
4	50.838	107.7	1:20.402	101.5	30.197	97.3		2:41.437	8	51.426	106.5	1:24.037	101.5	30.724	97.0		2:46.187

95 Shaun Hazlewood (E)									Hillman Imp								
lap	Sect-1	Speed	Sect-2	Speed	Sect-3	Speed	TopSpeed	laptime pit	lap	Sect-1	Speed	Sect-2	Speed	Sect-3	Speed	Topspeed	laptime pit
1		108.2	1:24.939	102.1	30.784	95.6		2:53.335	5	52.221	106.0	1:23.818	98.3	31.130	95.5		2:47.169
2	52.748	107.0	1:23.470	99.4	30.869	95.6		2:47.087	6	54.258	105.2	1:23.994	98.4	31.687	94.2		2:49.939
3	51.837	106.9	1:22.809	100.3	31.276	94.2		2:45.922	7	52.256	107.0	1:24.521	98.1	31.113	93.6		2:47.890
4	52.915	106.0	1:24.190	96.8	31.848	94.8		2:48.953	8	52.140	105.0	1:23.737	98.5	31.597	91.6		2:47.474

97 David Heale (E)									Hillman Imp								
lap	Sect-1	Speed	Sect-2	Speed	Sect-3	Speed	TopSpeed	laptime pit	lap	Sect-1	Speed	Sect-2	Speed	Sect-3	Speed	Topspeed	laptime pit
1		115.9	1:22.852	108.1	29.876	100.1		2:47.775	5	51.520	110.9	1:20.715	104.7	30.193	96.1		2:42.428
2	51.439	113.9	1:22.056	107.2	29.772	98.7		2:43.267	6	52.674	111.3	1:22.673	106.0	30.184	99.2		2:45.531
3	50.326	112.6	1:20.622	106.2	30.164	98.3		2:41.112	7	51.554	111.8	1:27.918	82.2				3:02.693
4	51.030	111.8	1:21.022	104.4	30.104	97.4		2:42.156	8								



Session Start: 16:43:04 - Finish: 17:03:28
Weather/Track Conditions: Bright / Dry
Circuit: Silverstone Historic Grand Prix
Track Length: 5.857 Km - 3.6394 miles

Silverstone International Trophy - 21 - 22 May 2016

Historic Touring Cars


Race 13 - Sector Analysis

104 Graham Briggs (E)									Hillman Imp										
lap	Sect-1	Speed	Sect-2	Speed	Sect-3	Speed	TopSpeed	laptime	pit	lap	Sect-1	Speed	Sect-2	Speed	Sect-3	Speed	Topspeed	laptime	pit
1		100.2	1:30.352	92.9	32.355	89.6		3:05.321		5	56.417	100.8	1:31.372	92.6	32.751	88.4		3:00.540	
2	57.239	95.5	1:29.007	93.2	32.445	85.5		2:58.691		6	58.324	99.9	1:33.419	87.7	33.328	89.4		3:05.071	
3	57.594	98.3	1:31.279	92.6	32.248	89.0		3:01.121		7	55.931	102.0	1:34.728	91.8	34.244	85.4		3:04.903	
4	57.197	99.6	1:32.627	90.1	32.556	87.7		3:02.380		8									

113 Andy Wolfe (K2)									Ford Lotus Cortina										
lap	Sect-1	Speed	Sect-2	Speed	Sect-3	Speed	TopSpeed	laptime	pit	lap	Sect-1	Speed	Sect-2	Speed	Sect-3	Speed	Topspeed	laptime	pit
1		116.1	1:17.318	111.3	29.151	102.8		2:34.445		5			111.7	29.233	101.8			2:34.323	
2				112.2	29.154	102.6		2:34.006		6			112.0	29.047	104.1			2:35.434	
3	48.192	117.7	1:16.933	113.0	29.220	102.3		2:34.345		7			109.8	29.229	103.6			2:36.462	
4				111.8	29.058	102.3		2:34.369		8			112.4	29.360	103.2			2:37.273	

123 Ross Hyett (K1)									Ford Mustang										
lap	Sect-1	Speed	Sect-2	Speed	Sect-3	Speed	TopSpeed	laptime	pit	lap	Sect-1	Speed	Sect-2	Speed	Sect-3	Speed	Topspeed	laptime	pit
1		128.1	1:18.274	116.7	29.483	111.1		2:36.777		5	49.083	130.6	1:18.800	113.4	30.704	110.7		2:38.587	
2	48.388	130.6	1:18.925	118.8	30.256	111.8		2:37.569		6	48.724	130.8	1:20.598	113.6	30.195	110.3		2:39.517	
3	48.514	131.1	1:18.854	118.4	29.471	110.3		2:36.839		7	48.262	131.1	1:18.832	117.1	30.065	109.8		2:37.159	
4	48.181	130.8	1:18.554	119.6	29.948	108.5		2:36.683		8	48.503	128.3	1:21.276	117.9	29.669	111.1		2:39.448	

136 Jim Chapman (K1)									Chevrolet Corvaair										
lap	Sect-1	Speed	Sect-2	Speed	Sect-3	Speed	TopSpeed	laptime	pit	lap	Sect-1	Speed	Sect-2	Speed	Sect-3	Speed	Topspeed	laptime	pit

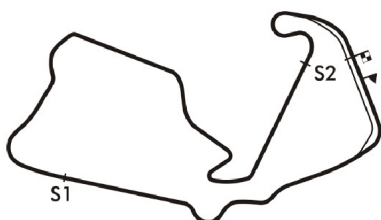


Silverstone International Trophy - 21 - 22 May 2016

Historic Touring Cars

Race 13 - Best Sector Times

POS	NO	DRIVER/S	Sector 1			Sector 2			Sector 3			IDEAL LAP	BEST LAP	On
			TIME	LAP	POS	TIME	LAP	POS	TIME	LAP	POS			
1	8	Leo Voyazides	46.398	2	1	1:16.014	1	1	28.634	4	2	2:31.046	2:30.407	1
2	6	Warren Briggs	47.676	2	2	1:17.464	3	3	28.629	4	1	2:33.769	2:32.847	1
3	113	Andy Wolfe	48.192	3	7	1:16.933	3	2	29.047	6	4	2:34.172	2:34.006	2
4	12	Gregory Thornton	47.838	4	3	1:17.512	8	4	28.957	6	3	2:34.307	2:34.598	8
5	66	Rob Fenn	48.038	3	4	1:18.058	3	6	29.343	3	6	2:35.439	2:35.439	3
6	123	Ross Hyett	48.181	4	6	1:18.274	1	9	29.471	3	11	2:35.926	2:36.683	4
7	68	Graham Pattle	48.563	3	8	1:17.698	4	5	29.456	6	10	2:35.717	2:35.848	5
8	35	Mark Burton	48.134	2	5	1:18.820	7	12	29.476	2	12	2:36.430	2:37.209	7
9	42	John Spiers	49.406	3	11	1:18.649	3	11	29.273	3	5	2:37.328	2:37.328	3
10	20	Endaf Owens	49.789	6	15	1:18.607	3	10	29.416	1	8	2:37.812	2:38.306	6
11	60	Paul Pheysey	49.127	4	10	1:18.158	4	7	29.405	5	7	2:36.690	2:37.234	4
12	1	Simon Benoy	49.687	4	13	1:18.266	4	8	29.416	2	9	2:37.369	2:37.668	4
13	15	Mark Watts	48.759	4	9	1:19.495	6	13	29.504	2	14	2:37.758	2:38.115	5
14	77	Nick Paddy	50.388	3	18	1:20.116	3	16	29.662	4	16	2:40.166	2:40.562	3
15	85	Roger Godfrey	50.380	2	17	1:19.792	3	15	29.627	2	15	2:39.799	2:41.179	4
16	55	Tim Stanbridge	50.986	8	23	1:20.639	7	20	30.013	5	23	2:41.638	2:41.996	4
17	7	David Moran	50.754	5	19	1:20.694	4	21	29.763	7	17	2:41.211	2:41.677	4
18	94	Steve Platts	50.829	5	21	1:20.402	4	18	29.945	5	20	2:41.176	2:41.183	5
19	56	David Alexander	50.842	7	22	1:20.936	4	22	29.974	2	21	2:41.752	2:42.729	7
20	89	Adrian Oliver	50.794	4	20	1:21.500	2	23	30.160	2	24	2:42.454	2:42.524	4
21	47	Nigel Cox	51.817	8	24	1:22.091	3	25	30.782	1	25	2:44.690	2:45.038	3
22	95	Shaun Hazlewood	51.837	3	25	1:22.809	3	26	30.784	1	26	2:45.430	2:45.922	3
23	51	Ian Claridge	54.865	1	27	1:30.018	1	29	32.440	6	29	2:57.323	2:59.684	2
24	93	Stuart Kerr	56.012	7	30	1:29.104	2	28	32.124	2	27	2:57.240	2:58.250	2
25	104	Graham Briggs	55.931	7	29	1:29.007	2	27	32.248	3	28	2:57.186	2:58.691	2
26	97	David Heale	50.326	3	16	1:20.622	3	19	29.772	2	18	2:40.720	2:41.112	3
27	69	Bob Bullen	52.945	1	26	1:22.023	1	24	30.010	1	22	2:44.978	2:43.890	1
28	32	Richard Belcher	49.770	4	14	1:20.227	4	17	29.483	1	13	2:39.480	2:39.953	4
29	92	Colin Gunton	49.502	4	12	1:19.769	3	14	29.785	5	19	2:39.056	2:39.420	5
30	57	David Hall												
31	136	Jim Chapman										3:09.187		




Session Start: 16:43:04 - Finish: 17:03:28
Weather/Track Conditions: Bright / Dry
Circuit: Silverstone Historic Grand Prix
Track Length: 5.857 Km - 3.6394 miles

Silverstone International Trophy - 21 - 22 May 2016

Historic Touring Cars

Race 13 - Best Sector Speeds

	NO	SECTOR 1	MPH	NO	SECTOR 2	MPH	NO	SECTOR 3	MPH
1	8	Leo Voyazides	137.8	6	Warren Briggs	124.7	8	Leo Voyazides	115.8
2	6	Warren Briggs	136.1	35	Mark Burton	122.9	6	Warren Briggs	113.8
3	15	Mark Watts	134.8	15	Mark Watts	119.6	66	Rob Fenn	112.4
4	66	Rob Fenn	132.4	123	Ross Hyett	119.6	12	Gregory Thornton	112.0
5	35	Mark Burton	131.3	12	Gregory Thornton	119.2	123	Ross Hyett	111.8
6	123	Ross Hyett	131.1	8	Leo Voyazides	117.9	35	Mark Burton	110.7
7	12	Gregory Thornton	130.6	66	Rob Fenn	117.3	15	Mark Watts	109.1
8	32	Richard Belcher	121.4	32	Richard Belcher	113.6	32	Richard Belcher	105.4
9	68	Graham Pattle	119.2	113	Andy Wolfe	113.0	68	Graham Pattle	104.6
10	113	Andy Wolfe	117.7	68	Graham Pattle	112.4	113	Andy Wolfe	104.1
11	60	Paul Pheyse	116.9	7	David Moran	110.2	7	David Moran	101.0
12	7	David Moran	116.7	60	Paul Pheyse	110.2	42	John Spiers	100.3
13	97	David Heale	115.9	47	Nigel Cox	108.8	97	David Heale	100.1
14	69	Bob Bullen	115.5	42	John Spiers	108.4	47	Nigel Cox	99.6
15	77	Nick Paddy	114.9	56	David Alexander	108.1	77	Nick Paddy	99.6
16	56	David Alexander	114.7	97	David Heale	108.1	1	Simon Benoy	99.5
17	42	John Spiers	114.5	69	Bob Bullen	107.5	60	Paul Pheyse	99.3
18	47	Nigel Cox	114.3	77	Nick Paddy	107.0	56	David Alexander	99.2
19	92	Colin Gunton	113.2	85	Roger Godfrey	107.0	69	Bob Bullen	99.2
20	1	Simon Benoy	113.0	1	Simon Benoy	106.0	20	Endaf Owens	98.9
21	20	Endaf Owens	112.8	20	Endaf Owens	106.0	85	Roger Godfrey	98.5
22	55	Tim Stanbridge	112.6	55	Tim Stanbridge	105.2	92	Colin Gunton	97.6
23	85	Roger Godfrey	112.4	92	Colin Gunton	104.5	94	Steve Platts	97.4
24	51	Ian Claridge	112.0	51	Ian Claridge	104.4	55	Tim Stanbridge	96.9
25	94	Steve Platts	110.4	94	Steve Platts	103.1	89	Adrian Oliver	96.7
26	89	Adrian Oliver	108.2	89	Adrian Oliver	102.1	51	Ian Claridge	96.3
27	95	Shaun Hazlewood	108.2	95	Shaun Hazlewood	102.1	95	Shaun Hazlewood	95.6
28	136	Jim Chapman	106.9	93	Stuart Kerr	100.0	136	Jim Chapman	95.6
29	93	Stuart Kerr	106.7	104	Graham Briggs	93.2	93	Stuart Kerr	93.7
30	104	Graham Briggs	102.0	136	Jim Chapman	43.7	104	Graham Briggs	89.6
31	57	David Hall	0.0	57	David Hall	0.0	57	David Hall	0.0



Session Start: 16:43:04 - Finish: 17:03:28
Weather/Track Conditions: Bright / Dry
Circuit: Silverstone Historic Grand Prix
Track Length: 5.857 Km - 3.6394 miles

Silverstone International Trophy - 21 - 22 May 2016

Historic Touring Cars

Race 13 - Lap Chart

Lap 1			Lap 2			Lap 3			Lap 4			Lap 5			Lap 6		
NO	Behind	Laptime	NO	Behind	Laptime	NO	Behind	Laptime	NO	Behind	Laptime	NO	Behind	Laptime	NO	Behind	Laptime
8		2:30.407	8		2:31.508	8		2:32.607	8		2:31.549	8		2:31.925	8		2:33.001
6	2.440	2:32.847	6	5.098	2:34.166	6	6.710	2:34.219	6	9.554	2:34.393	6	12.227	2:34.598	6	14.984	2:35.758
113	4.038	2:34.445	113	6.536	2:34.006	113	8.274	2:34.345	113	11.094	2:34.369	113	13.492	2:34.323	113	15.925	2:35.434
123	6.370	2:36.777	12	11.798	2:35.604	12	14.290	2:35.099	12	17.696	2:34.955	12	21.440	2:35.669	12	23.743	2:35.304
12	7.702	2:38.109	123	12.431	2:37.569	123	16.663	2:36.839	66	21.738	2:36.210	66	27.643	2:37.830	66	33.376	2:38.734
42	8.827	2:39.234	66	14.245	2:36.866	66	17.077	2:35.439	123	21.797	2:36.683	123	28.459	2:38.587	123	34.975	2:39.517
66	8.887	2:39.294	42	15.606	2:38.287	42	20.327	2:37.328	42	26.809	2:38.031	68	30.821	2:35.848	68	36.111	2:38.291
35	10.697	2:41.104	35	16.854	2:37.665	68	22.515	2:37.369	68	26.898	2:35.932	42	33.469	2:38.585	42	39.788	2:39.320
20	11.968	2:42.375	68	17.753	2:37.226	35	24.482	2:40.235	20	32.020	2:38.480	35	38.182	2:37.928	35	42.604	2:37.423
68	12.035	2:42.442	20	19.232	2:38.772	20	25.089	2:38.464	35	32.179	2:39.246	20	39.250	2:39.155	20	44.555	2:38.306
15	13.098	2:43.505	15	20.921	2:39.331	15	27.389	2:39.075	15	33.993	2:38.153	15	40.183	2:38.115	15	45.477	2:38.295
69	13.483	2:43.890	1	23.151	2:40.737	1	29.362	2:38.818	1	35.481	2:37.668	1	41.940	2:38.384	60	48.669	2:39.355
1	13.922	2:44.329	60	23.701	2:40.823	60	30.449	2:39.355	60	36.134	2:37.234	60	42.315	2:38.106	1	49.694	2:40.755
60	14.386	2:44.793	32	23.960	2:40.494	32	31.660	2:40.307	32	40.064	2:39.953	32	48.783	2:40.644	77	1:03.529	2:41.492
32	14.974	2:45.381	85	26.352	2:41.292	92	33.848	2:39.682	92	41.923	2:39.624	92	49.418	2:39.420	85	1:05.033	2:43.139
92	15.875	2:46.282	92	26.773	2:42.406	85	35.004	2:41.259	85	44.634	2:41.179	85	54.895	2:42.186	55	1:10.911	2:44.221
55	16.344	2:46.751	77	27.197	2:41.865	77	35.152	2:40.562	77	44.736	2:41.133	77	55.038	2:42.227	94	1:11.016	2:43.776
85	16.568	2:46.975	55	28.567	2:43.731	97	37.632	2:41.112	97	48.239	2:42.156	97	58.742	2:42.428	97	1:11.272	2:45.531
77	16.840	2:47.247	97	29.127	2:43.267	55	38.874	2:42.914	55	49.321	2:41.996	55	59.691	2:42.295	7	1:12.785	2:42.097
97	17.368	2:47.775	7	30.715	2:44.333	94	41.095	2:42.290	94	50.983	2:41.437	94	1:00.241	2:41.183	89	1:19.405	2:44.870
7	17.890	2:48.297	94	31.412	2:44.543	56	42.512	2:43.475	7	53.691	2:41.677	7	1:03.689	2:41.923	56	1:24.997	2:43.737
94	18.377	2:48.784	56	31.644	2:44.354	7	43.563	2:45.455	89	56.040	2:42.524	89	1:07.536	2:43.421	47	1:40.643	2:49.726
56	18.798	2:49.205	89	32.578	2:43.697	89	45.065	2:45.094	56	1:02.828	2:51.865	56	1:14.261	2:43.358	95	1:41.408	2:49.939
89	20.389	2:50.796	69	35.435	2:53.460	47	51.487	2:45.038	47	1:08.662	2:48.724	47	1:23.918	2:47.181	69	1:48.683	2:52.647
47	22.378	2:52.785	95	38.507	2:47.087	95	51.822	2:45.922	95	1:09.226	2:48.953	95	1:24.470	2:47.169	32	2:09.717	3:53.935
95	22.928	2:53.335	47	39.056	2:48.186	69	53.819	2:50.991	69	1:11.634	2:49.364	69	1:29.037	2:49.328			
51	31.798	3:02.205	51	59.974	2:59.684	51	1:29.175	3:01.808	51	1:59.059	3:01.433	51	2:28.584	3:01.450			
104	34.914	3:05.321	104	1:02.097	2:58.691	93	1:29.708	2:59.588	93	2:00.479	3:02.320	93	2:28.995	3:00.441			
93	35.985	3:06.392	93	1:02.727	2:58.250	104	1:30.611	3:01.121	104	2:01.442	3:02.380	104	2:30.057	3:00.540			

Session Start: 16:43:04 - Finish: 17:03:28

Weather/Track Conditions: Bright / Dry

Circuit: Silverstone Historic Grand Prix

Track Length: 5.857 Km - 3.6394 miles

Silverstone International Trophy - 21 - 22 May 2016

Historic Touring Cars

Race 13 - Lap Chart

Lap 7			Lap 8		
NO	Behind	Laptime	NO	Behind	Laptime
8		2:36.350	8		2:37.802
92	1 LAP	4:28.855	6	14.446	2:35.913
113	16.037	2:36.462	113	15.508	2:37.273
6	16.335	2:37.701	12	19.805	2:34.598
51	1 LAP	3:03.662	66	35.837	2:38.936
12	23.009	2:35.616	123	37.430	2:39.448
93	1 LAP	3:05.248	68	38.287	2:37.943
104	1 LAP	3:05.071	35	45.526	2:39.865
66	34.703	2:37.677	42	47.192	2:42.493
123	35.784	2:37.159	20	47.913	2:39.138
68	38.146	2:38.385	51	1 LAP	3:03.151
42	42.501	2:39.063	93	1 LAP	3:01.663
35	43.463	2:37.209	60	51.225	2:38.713
20	46.577	2:38.372	104	1 LAP	3:04.903
60	50.314	2:37.995	1	53.430	2:39.305
15	51.481	2:42.354	15	55.226	2:41.547
1	51.927	2:38.583	77	1:12.895	2:41.962
77	1:08.735	2:41.556	85	1:24.139	2:45.901
85	1:16.040	2:47.357	55	1:24.347	2:44.442
94	1:16.921	2:42.255	7	1:24.667	2:42.174
55	1:17.707	2:43.146	94	1:25.306	2:46.187
7	1:20.295	2:43.860	56	1:38.004	2:44.430
89	1:31.064	2:48.009	89	1:38.047	2:44.785
56	1:31.376	2:42.729	47	2:02.240	2:46.919
97	1:37.615	3:02.693	95	2:02.620	2:47.474
95	1:52.948	2:47.890			
47	1:53.123	2:48.830			

Session Start: 16:43:04 - Finish: 17:03:28
Weather/Track Conditions: Bright / Dry
Circuit: Silverstone Historic Grand Prix
Track Length: 5.857 Km - 3.6394 miles

Silverstone International Trophy - 21 - 22 May 2016

Historic Formula Ford 2000/URS

Race 14 - Classification

Sheet No:

POS	NO	DRIVER/S	CLASS	CLASS POS	CAR MAKE / MODEL	TIME	LAPS	GAP	DIFF	MPH	BEST	ON
1	9	Ian Pearson	URA	1	Van Diemen RF83	22:12.677	10	-- 10 laps		98.31	2:12.287	6
2	27	Andrew Park	A	1	Reynard SF81	22:16.782	10	4.105	4.105	98.01	2:12.467	8
3	87	Nelson Rowe	A	2	Reynard SF79	22:18.835	10	6.158	2.053	97.85	2:12.622	8
4	33	Marc Mercer	URA	2	Van Diemen RF82	22:23.107	10	10.430	4.272	97.54	2:12.886	8
5	2	Benn Simms	A	3	Reynard SF77	22:28.152	10	15.475	5.045	97.18	2:13.737	10
6	72	Andrew Storer	A	4	Reynard SF79	22:46.318	10	33.641	18.166	95.89	2:15.098	8
7	51	Graham Ridgway	A	5	Reynard SF78	22:48.142	10	35.465	1.824	95.76	2:15.064	8
8	15	Michael Whitehead	A	6	Reynard SF79	22:54.686	10	42.009	6.544	95.31	2:15.922	9
9	75	Colin Wright	A	7	Reynard SF79	22:57.712	10	45.035	3.026	95.09	2:16.020	8
10	3	Andrew Smith	A	8	Royale RP27	23:04.292	10	51.615	6.580	94.64	2:16.631	8
11	57	Chris Levy	URA	3	Van Diemen RF83	23:18.164	10	1:05.487	13.872	93.70	2:16.936	9
12	18	Stephen Glasswell	A	9	Reynard SF79	23:18.628	10	1:05.951	0.464	93.67	2:17.118	10
13	6	Jeremy Main	A	10	Reynard SF79	23:27.381	10	1:14.704	8.753	93.09	2:18.987	6
14	28	Fraser Collins	A	11	Lola T580	24:12.463	10	1:59.786	45.082	90.20	2:22.497	7
15	45	John Stapleton	C	1	Tui BH2	24:16.483	10	2:03.806	4.020	89.95	2:22.927	7
16	98	Rodney Toft	URA	4	Van Diemen RF82	24:16.670	10	2:03.993	0.187	89.94	2:22.759	7
17	145	Robert Pearson	A	12	Delta T81	24:41.336	10	2:28.659	24.666	88.44	2:23.858	5
18	49	Glyn Davies	URA	5	Van Diemen RF82	22:17.571	9	-- 9 laps --	10.427	88.15	2:26.263	9
19	20	David Margetts	B	1	Dulon MP21	22:24.264	9	6.693	6.693	87.71	2:26.485	8
20	35	John Conway	URA	6	Van Diemen RF82	23:02.921	9	45.350	38.657	85.26	2:27.297	4
21	19	James Stewart	B	2	Crossle 33F	23:16.826	8	-- 8 laps --	2:47.120	75.04	2:46.251	7
----- NOT CLASSIFIED -----												
DNF 77	David Walton	A			Royale RP27	18:46.776	8	-- 8 laps --		93.02	2:19.141	7
DNF 8	Gareth Fletcher	A			Royale RP27	14:11.063	5	-- 5 laps --	2:22.376	76.97	2:29.253	4
DNF 44	Andrew Lancaster	URA			Pilbeam MP52	6:58.004	3	-- 3 laps --		94.03	2:17.276	2
DNF 66	Andy Turnock	A			Royale RP27	8:11.564	3	1:13.560	1:13.560	79.96	2:40.476	3
DNF 76	Tony Hancock	URA			Van Diemen RF82	4:40.275	2	-- 2 laps --		93.49	2:18.226	2

----- FASTEST LAP SUMMARY -----

NO	DRIVER/S	CLASS	CAR MAKE / MODEL	FASTEST LAP	ON	MPH
9	Ian Pearson	URA	Van Diemen RF83	2:12.287	6	99.04
27	Andrew Park	A	Reynard SF81	2:12.467	8	98.91
45	John Stapleton	C	Tui BH2	2:22.927	7	91.67
20	David Margetts	B	Dulon MP21	2:26.485	8	89.44

CARS 10, 59 & 63 - NON STARTERS

Session Start: 17:16:46 - Finish: 17:38:58
Weather/Track Conditions: Cloud / Dry
Circuit: Silverstone Historic Grand Prix
Track Length: 5.857 Km - 3.6394 miles

These results are provisional until the conclusion of any judicial and technical matters.

Clerk of the Course: <div style="text-align: right;">Julian Floyd</div>	Timekeeper: <div style="text-align: right;">Nick Palmer</div>	Issued at:
--	--	------------

Silverstone International Trophy - 21 - 22 May 2016

Historic Formula Ford 2000/URS

Race 14 - Sector Analysis

2 Benn Simms (A)									Reynard SF77								
lap	Sect-1	Speed	Sect-2	Speed	Sect-3	Speed	TopSpeed	laptime pit	lap	Sect-1	Speed	Sect-2	Speed	Sect-3	Speed	Topspeed	laptime pit
1		122.9	1:08.224	118.8	25.522	112.2		2:18.364	6	42.388	122.5	1:06.179	116.5	25.345	111.5		2:13.912
2	42.930	124.3	1:06.964	118.4	25.534	111.8		2:15.428	7	42.160	122.0	1:06.180	117.3	25.427	110.9		2:13.767
3	42.802	122.5	1:06.520	117.7	25.393	112.2		2:14.715	8	42.292	123.4	1:06.327	117.3	25.258	111.7		2:13.877
4	42.855	122.5	1:06.365	117.1	25.629	111.7		2:14.849	9	42.165	123.1	1:06.828	116.5	25.386	111.3		2:14.379
5	43.542	122.2	1:06.145	116.9	25.437	111.8		2:15.124	10	42.181	122.7	1:06.117	117.7	25.439	111.5		2:13.737

3 Andrew Smith (A)									Royale RP27								
lap	Sect-1	Speed	Sect-2	Speed	Sect-3	Speed	TopSpeed	laptime pit	lap	Sect-1	Speed	Sect-2	Speed	Sect-3	Speed	Topspeed	laptime pit
1		123.1	1:10.873	118.1	26.565	112.0		2:25.089	6	43.178	123.4	1:09.524	117.1	26.120	111.5		2:18.822
2	43.452	122.9	1:09.167	118.1	26.106	112.4		2:18.725	7	43.188	122.9	1:08.435	117.9	26.194	112.0		2:17.817
3	43.015	123.1	1:08.546	118.1	26.189	112.4		2:17.750	8	42.889	123.8	1:07.566	117.5	26.176	112.0		2:16.631
4	42.947	123.6	1:08.055	117.7	25.772	112.4		2:16.774	9	42.890	123.6	1:08.000	117.5	26.308	110.9		2:17.198
5	42.992	123.4	1:08.119	118.6	26.547	112.4		2:17.658	10	42.866	123.1	1:08.928	117.5	26.034	111.1		2:17.828

6 Jeremy Main (A)									Reynard SF79								
lap	Sect-1	Speed	Sect-2	Speed	Sect-3	Speed	TopSpeed	laptime pit	lap	Sect-1	Speed	Sect-2	Speed	Sect-3	Speed	Topspeed	laptime pit
1		122.5	1:10.780	116.3	26.552	111.1		2:27.052	6	43.635	122.0	1:09.139	116.3	26.213	110.5		2:18.987
2	44.264	123.6	1:09.944	117.1	26.223	110.7		2:20.431	7	43.367	122.2	1:09.463	116.7	26.215	111.5		2:19.045
3	44.885	122.5	1:09.572	117.3	26.403	111.3		2:20.860	8	43.392	123.6	1:09.606	116.9	26.465	110.0		2:19.463
4	44.186	122.5	1:09.831	116.3	26.451	111.5		2:20.468	9	43.754	122.7	1:09.624	114.1	26.437	110.9		2:19.815
5	43.909	122.7	1:09.910	117.5	26.925	110.3		2:20.744	10	43.512	120.9	1:10.317	113.6	26.687	110.9		2:20.516


8 Gareth Fletcher (A)									Royale RP27								
lap	Sect-1	Speed	Sect-2	Speed	Sect-3	Speed	TopSpeed	laptime pit	lap	Sect-1	Speed	Sect-2	Speed	Sect-3	Speed	Topspeed	laptime pit
1		94.0	1:32.575	80.0				3:16.038	4	47.293	119.0	1:14.009	110.7	27.951	107.3		2:29.253
2	Out	117.7	1:15.268	112.0	28.153	102.8		3:05.332 P	5	47.101	111.5	1:19.183	103.4				2:40.957
3	50.246	117.7	1:21.675	111.3	27.562	106.2		2:39.483	6								

9 Ian Pearson (URA)									Van Diemen RF83								
lap	Sect-1	Speed	Sect-2	Speed	Sect-3	Speed	TopSpeed	laptime pit	lap	Sect-1	Speed	Sect-2	Speed	Sect-3	Speed	Topspeed	laptime pit
1		122.2	1:06.915	116.7	25.284	111.5		2:15.972	6	41.841	123.1	1:05.462	116.7	24.984	112.2		2:12.287
2	42.109	122.5	1:05.688	116.9	25.209	111.8		2:13.006	7	41.745	122.9	1:05.633	116.3	24.948	112.0		2:12.326
3	41.866	123.1	1:05.409	117.3	25.079	112.4		2:12.354	8	41.816	122.9	1:05.719	117.5	25.360	112.6		2:12.895
4	41.703	123.1	1:06.197	116.9	25.093	112.0		2:12.993	9	42.220	123.8	1:06.005	117.5	25.232	112.0		2:13.457
5	41.896	123.1	1:05.605	117.1	25.158	112.0		2:12.659	10	41.979	123.8	1:07.439	117.9	25.310	112.0		2:14.728

15 Michael Whitehead (A)									Reynard SF79								
lap	Sect-1	Speed	Sect-2	Speed	Sect-3	Speed	TopSpeed	laptime pit	lap	Sect-1	Speed	Sect-2	Speed	Sect-3	Speed	Topspeed	laptime pit
1		127.3	1:09.170	121.4	26.055	113.4		2:21.480	6	43.431	125.9	1:08.107	119.4	25.633	113.2		2:17.171
2	43.551	125.7	1:08.831	120.9	25.855	113.6		2:18.237	7	42.947	126.6	1:07.716	120.3	25.660	113.0		2:16.323
3	43.363	126.1	1:08.580	120.1	25.784	113.2		2:17.727	8	42.744	127.1	1:07.882	119.8	25.640	113.2		2:16.266
4	43.030	126.4	1:08.127	120.1	25.861	112.4		2:17.018	9	42.543	127.1	1:07.723	120.5	25.656	113.6		2:15.922
5	44.574	125.2	1:07.794	119.8	25.862	113.6		2:18.230	10	42.614	126.9	1:07.710	119.8	25.988	112.8		2:16.312

18 Stephen Glasswell (A)									Reynard SF79								
lap	Sect-1	Speed	Sect-2	Speed	Sect-3	Speed	TopSpeed	laptime pit	lap	Sect-1	Speed	Sect-2	Speed	Sect-3	Speed	Topspeed	laptime pit
1		121.6	1:10.851	113.0	26.185	111.1		2:26.100	6	44.108	120.9	1:08.939	115.1	26.096	110.3		2:19.143
2	43.778	124.3	1:10.117	116.9	26.173	112.2		2:20.068	7	43.594	121.6	1:09.150	115.3	26.244	110.0		2:18.988
3	43.920	123.4	1:09.589	115.3	26.331	110.3		2:19.840	8	44.262	122.7	1:08.484	115.7	26.015	110.5		2:18.761
4	44.418	121.8	1:10.097	115.7	26.359	110.3		2:20.874	9	43.508	122.7	1:08.065	116.3	25.665	110.9		2:17.238
5	43.702	122.0	1:10.132	115.9	26.664	110.3		2:20.498	10	43.219	122.2	1:07.871	115.7	26.028	110.2		2:17.118

19 James Stewart (B)									Crossle 33F								
lap	Sect-1	Speed	Sect-2	Speed	Sect-3	Speed	TopSpeed	laptime pit	lap	Sect-1	Speed	Sect-2	Speed	Sect-3	Speed	Topspeed	laptime pit
1		104.0	1:30.253	94.4	32.091	94.9		3:08.790	5	52.480	105.5	1:29.542	96.6	31.456	99.9		2:53.478
2	54.646	100.2	1:30.750	93.9	31.859	96.7		2:57.255	6	52.856	105.8	1:24.775	99.7	30.486	101.0		2:48.117
3	53.904	102.8	1:35.821	93.1	31.302	96.9		3:01.027	7	52.041	105.7	1:23.680	99.6	30.530	99.9		2:46.251
4	53.750	102.8	1:26.739	93.2	31.942	98.2		2:52.431	8	53.443	98.5	1:25.328	96.1	30.706	100.6		2:49.477



Session Start: 17:16:46 - Finish: 17:38:58
Weather/Track Conditions: Cloud / Dry
Circuit: Silverstone Historic Grand Prix
Track Length: 5.857 Km - 3.6394 miles

Silverstone International Trophy - 21 - 22 May 2016

Historic Formula Ford 2000/URS

Race 14 - Sector Analysis

20 David Margetts (B)									Dulon MP21											
lap	Sect-1	Speed	Sect-2	Speed	Sect-3	Speed	TopSpeed	laptime	pit	lap	Sect-1	Speed	Sect-2	Speed	Sect-3	Speed	Topspeed	laptime	pit	
1		117.3	1:15.416	<u>113.2</u>	27.341	105.9		2:37.077		6	48.161	117.3	1:14.519	109.7	27.100	107.5		2:29.780		
2	47.401	117.3	1:14.327	112.8	<u>27.012</u>	105.4		2:28.740		7	46.892	117.7	<u>1:12.907</u>	111.8	27.164	106.9		2:26.963		
3	46.451	117.7	1:13.970	112.4	27.449	106.4		2:27.870		8	<u>45.994</u>	<u>118.6</u>	1:13.347	112.4	27.144	105.6		<u>2:26.485</u>		
4	47.406	117.7	1:12.936	112.4	27.252	<u>107.8</u>		2:27.594		9	46.222	118.1	1:17.211	112.8	28.989	103.7		2:32.422		
5	46.326	<u>118.6</u>	1:13.779	111.3	27.228	106.8		2:27.333		10										

27 Andrew Park (A)									Reynard SF81										
lap	Sect-1	Speed	Sect-2	Speed	Sect-3	Speed	TopSpeed	laptime	pit	lap	Sect-1	Speed	Sect-2	Speed	Sect-3	Speed	Topspeed	laptime	pit
1		124.3	1:08.391	117.1	25.907	111.3		2:18.112		6	41.599	123.8	1:06.060	118.1	25.383	113.2		2:13.042	
2	42.258	123.8	1:06.515	118.8	25.345	112.8		2:14.118		7	41.646	124.3	1:06.184	118.6	25.152	112.8		2:12.982	
3	41.727	<u>125.9</u>	1:06.287	119.4	25.358	112.6		2:13.372		8	41.507	123.8	1:06.011	118.8	<u>24.949</u>	112.8		<u>2:12.467</u>	
4	41.626	<u>126.4</u>	1:06.260	119.4	25.304	113.0		2:13.190		9	<u>41.395</u>	125.4	1:06.064	118.6	25.372	<u>113.8</u>		2:12.831	
5	41.708	125.9	1:06.183	119.0	25.384	112.6		2:13.275		10	41.687	124.7	<u>1:05.960</u>	<u>119.8</u>	25.746	112.4		2:13.393	

28 Fraser Collins (A)									Lola T580										
lap	Sect-1	Speed	Sect-2	Speed	Sect-3	Speed	TopSpeed	laptime	pit	lap	Sect-1	Speed	Sect-2	Speed	Sect-3	Speed	Topspeed	laptime	pit
1		118.8	1:14.505	<u>115.5</u>	26.812	<u>110.0</u>		2:33.400		6	44.896	118.8	1:12.717	112.4	26.814	107.6		2:24.427	
2	45.667	117.7	1:13.591	114.5	26.861	108.0		2:26.119		7	44.477	119.0	<u>1:11.201</u>	113.2	26.819	108.2		<u>2:22.497</u>	
3	45.284	118.6	1:14.071	113.2	26.889	108.2		2:26.244		8	<u>44.411</u>	<u>120.1</u>	1:11.729	113.4	26.861	107.8		2:23.001	
4	46.257	117.5	1:12.012	112.6	26.765	107.6		2:25.034		9	44.507	119.6	1:11.852	113.7	<u>26.714</u>	108.0		2:23.073	
5	44.979	118.8	1:12.834	113.0	26.826	108.0		2:24.639		10	44.576	119.2	1:12.679	113.2	26.774	108.0		2:24.029	


33 Marc Mercer (URA)									Van Diemen RF82										
lap	Sect-1	Speed	Sect-2	Speed	Sect-3	Speed	TopSpeed	laptime	pit	lap	Sect-1	Speed	Sect-2	Speed	Sect-3	Speed	Topspeed	laptime	pit
1		121.6	1:07.703	<u>118.8</u>	25.782	111.3		2:18.086		6	41.958	120.1	1:06.072	115.5	25.151	112.4		2:13.181	
2	42.948	<u>122.2</u>	1:06.599	117.1	25.437	112.2		2:14.984		7	<u>41.913</u>	119.4	1:05.979	116.3	<u>25.007</u>	112.6		2:12.899	
3	42.542	121.6	1:06.537	116.9	25.268	112.4		2:14.347		8	41.978	120.7	1:05.831	116.1	25.077	112.8		<u>2:12.886</u>	
4	42.376	120.5	1:06.320	115.9	25.345	112.4		2:14.041		9	41.969	121.4	1:06.625	115.9	25.087	<u>113.2</u>		2:13.681	
5	42.636	121.4	1:06.248	115.9	25.266	112.6		2:14.150		10	41.947	120.3	<u>1:05.752</u>	116.7	27.153	111.7		2:14.852	

35 John Conway (URA)									Van Diemen RF82											
lap	Sect-1	Speed	Sect-2	Speed	Sect-3	Speed	TopSpeed	laptime	pit	lap	Sect-1	Speed	Sect-2	Speed	Sect-3	Speed	Topspeed	laptime	pit	
1		118.1	1:15.642	<u>112.8</u>	27.298	107.3		2:36.424		6	47.201	118.1	1:17.556	110.6	27.503	105.4		2:32.260		
2	47.108	117.9	1:14.105	112.6	27.384	<u>107.8</u>		2:28.597		7	47.298	<u>119.0</u>	1:13.189	112.2	27.270	105.2		2:27.757		
3	46.794	118.4	1:14.302	110.7	<u>27.130</u>	107.6		2:28.226		8	48.287	118.1	1:14.413	107.9	28.309	106.4		3:01.009		
4	46.958	118.1	<u>1:12.917</u>	111.7	27.422	107.3		<u>2:27.297</u>		9	49.645	116.7	1:16.057	111.8	27.513	106.4		2:33.215		
5	<u>46.205</u>	118.6	1:14.424	111.5	27.507	104.7		2:28.136		10										

44 Andrew Lancaster (URA)									Pilbeam MP52											
lap	Sect-1	Speed	Sect-2	Speed	Sect-3	Speed	TopSpeed	laptime	pit	lap	Sect-1	Speed	Sect-2	Speed	Sect-3	Speed	Topspeed	laptime	pit	
1		123.6	1:10.248	120.1	25.837	<u>115.4</u>		2:23.298		3	43.316	<u>125.2</u>	<u>1:08.359</u>	119.8	25.755	115.2		2:17.430		
2	<u>43.042</u>	123.8	1:08.616	<u>120.3</u>	25.618	<u>115.4</u>		<u>2:17.276</u>		4										

45 John Stapleton (C)									Tui BH2										
lap	Sect-1	Speed	Sect-2	Speed	Sect-3	Speed	TopSpeed	laptime	pit	lap	Sect-1	Speed	Sect-2	Speed	Sect-3	Speed	Topspeed	laptime	pit
1		119.6	1:14.054	115.3	26.870	109.8		2:33.039		6	45.268	119.8	1:12.699	114.3	26.757	109.1		2:24.724	
2	45.152	120.7	1:14.185	113.9	27.484	108.3		2:26.821		7	<u>44.633</u>	119.8	1:11.501	113.9	26.793	109.2		<u>2:22.927</u>	
3	45.299	<u>121.8</u>	1:15.096	115.1	26.995	109.2		2:27.390		8	44.881	121.1	1:12.254	113.2	26.844	108.5		2:23.979	
4	45.859	120.7	1:12.352	114.3	26.830	108.5		2:25.041		9	45.296	120.1	<u>1:11.287</u>	114.1	26.916	109.1		2:23.499	
5	45.349	121.6	1:12.180	<u>116.9</u>	<u>26.689</u>	<u>110.0</u>		2:24.218		10	45.410	119.6	1:12.473	113.6	26.962	108.5		2:24.845	

49 Glyn Davies (URA)									Van Diemen RF82											
lap	Sect-1	Speed	Sect-2	Speed	Sect-3	Speed	TopSpeed	laptime	pit	lap	Sect-1	Speed	Sect-2	Speed	Sect-3	Speed	Topspeed	laptime	pit	
1		<u>119.2</u>	1:16.659	111.1	27.162	107.1		2:35.728		6	47.364	117.9	1:14.873	109.1	<u>26.693</u>	107.1		2:28.930		
2	49.765	114.3	1:14.419	112.8	26.742	107.5		2:30.926		7	47.224	116.9	1:12.941	110.4	26.815	106.9		2:26.980		
3	46.567	117.1	1:13.569	<u>113.0</u>	27.117	107.5		2:27.253		8	46.370	117.7	1:13.143	110.6	26.998	106.9		2:26.511		
4	46.702	117.9	<u>1:12.939</u>	111.7	27.249	<u>108.0</u>		2:26.890		9	<u>46.143</u>	117.7	1:12.973	112.2	27.147	106.1		<u>2:26.263</u>		
5	46.457	118.4	1:14.325	112.0	27.308	106.6		2:28.090		10										



Silverstone International Trophy - 21 - 22 May 2016

Historic Formula Ford 2000/URS

Race 14 - Sector Analysis

51 Graham Ridgway (A)									Reynard SF78										
lap	Sect-1	Speed	Sect-2	Speed	Sect-3	Speed	TopSpeed	laptme	pit	lap	Sect-1	Speed	Sect-2	Speed	Sect-3	Speed	Topspeed	laptme	pit
1		<u>125.7</u>	1:09.377	117.3	25.966	111.3		2:20.846		6	42.662	123.6	1:07.713	117.1	25.837	<u>111.7</u>		2:16.212	
2	43.045	124.3	1:07.919	117.3	25.845	111.3		2:16.809		7	42.552	124.0	1:07.016	117.9	25.926	110.9		2:15.494	
3	42.904	123.8	1:07.652	<u>118.1</u>	25.852	110.9		2:16.408		8	<u>42.403</u>	124.3	1:07.128	117.9	<u>25.533</u>	111.1		<u>2:15.064</u>	
4	42.672	124.3	1:07.366	117.3	25.891	<u>111.7</u>		2:15.929		9	42.462	125.0	1:07.910	117.7	25.648	110.7		2:16.020	
5	43.571	124.7	1:08.430	116.9	26.722	111.3		2:18.723		10	44.140	123.4	<u>1:06.814</u>	116.9	25.683	111.5		2:16.637	

57 Chris Levy (URA)									Van Diemen RF83										
lap	Sect-1	Speed	Sect-2	Speed	Sect-3	Speed	TopSpeed	laptme	pit	lap	Sect-1	Speed	Sect-2	Speed	Sect-3	Speed	Topspeed	laptme	pit
1		<u>124.0</u>	1:10.908	117.7	26.389	<u>112.2</u>		2:25.626		6	43.928	123.8	1:09.151	117.3	25.905	111.3		2:18.984	
2	44.122	123.1	1:09.896	118.1	26.252	111.5		2:20.270		7	43.548	123.6	1:08.995	118.4	26.290	112.0		2:18.833	
3	44.025	122.9	1:10.215	<u>119.2</u>	26.291	112.0		2:20.531		8	43.675	123.1	1:08.612	114.3	25.870	111.1		2:18.157	
4	44.877	123.4	1:09.694	118.4	26.284	111.3		2:20.855		9	<u>43.372</u>	122.7	1:07.880	117.5	<u>25.684</u>	111.5		<u>2:16.936</u>	
5	44.419	122.9	1:09.768	117.9	26.392	111.8		2:20.579		10	43.460	122.0	<u>1:07.832</u>	117.3	26.101	111.3		2:17.393	

66 Andy Turnock (A)									Royale RP27										
lap	Sect-1	Speed	Sect-2	Speed	Sect-3	Speed	TopSpeed	laptme	pit	lap	Sect-1	Speed	Sect-2	Speed	Sect-3	Speed	Topspeed	laptme	pit
1		<u>114.7</u>	1:21.806	105.0	29.625	100.7		2:49.284		3	49.573	114.3	1:21.840	105.5	<u>29.063</u>	<u>102.9</u>		<u>2:40.476</u>	
2	<u>49.388</u>	114.3	1:23.188	104.9	29.228	101.6		2:41.804		4									


72 Andrew Storer (A)									Reynard SF79										
lap	Sect-1	Speed	Sect-2	Speed	Sect-3	Speed	TopSpeed	laptme	pit	lap	Sect-1	Speed	Sect-2	Speed	Sect-3	Speed	Topspeed	laptme	pit
1		124.3	1:08.416	119.4	26.212	110.7		2:19.679		6	42.852	124.0	1:07.641	115.9	25.762	113.2		2:16.255	
2	43.036	123.4	1:07.657	118.8	25.891	112.2		2:16.584		7	42.709	123.1	<u>1:07.060</u>	117.9	25.677	111.3		2:15.446	
3	43.113	123.8	1:07.655	118.6	25.615	113.4		2:16.383		8	42.376	123.6	1:07.284	117.7	<u>25.438</u>	113.8		<u>2:15.098</u>	
4	42.640	124.5	1:07.493	117.7	26.815	111.8		2:16.948		9	<u>42.203</u>	123.8	1:07.749	118.8	25.709	<u>114.2</u>		2:15.661	
5	43.824	122.0	1:07.516	<u>119.6</u>	27.007	112.8		2:18.347		10	43.066	<u>125.4</u>	1:07.079	118.1	25.772	113.0		2:15.917	

75 Colin Wright (A)									Reynard SF79										
lap	Sect-1	Speed	Sect-2	Speed	Sect-3	Speed	TopSpeed	laptme	pit	lap	Sect-1	Speed	Sect-2	Speed	Sect-3	Speed	Topspeed	laptme	pit
1		123.6	1:10.839	118.6	26.167	113.4		2:23.171		6	43.165	123.8	1:07.881	118.4	25.868	113.0		2:16.914	
2	43.792	124.7	1:08.422	119.8	<u>25.710</u>	<u>113.6</u>		2:17.924		7	42.856	125.2	1:07.635	119.6	25.783	113.2		2:16.274	
3	43.334	125.2	1:08.264	119.8	25.855	113.4		2:17.453		8	<u>42.709</u>	125.0	<u>1:07.439</u>	<u>120.1</u>	25.872	113.0		<u>2:16.020</u>	
4	43.611	124.5	1:07.598	119.4	25.936	112.8		2:17.145		9	42.805	<u>125.4</u>	1:07.491	119.8	25.920	113.0		2:16.216	
5	43.620	124.5	1:08.410	119.6	26.151	113.2		2:18.181		10	42.841	125.2	1:09.254	119.6	26.319	112.4		2:18.414	

76 Tony Hancock (URA)									Van Diemen RF82										
lap	Sect-1	Speed	Sect-2	Speed	Sect-3	Speed	TopSpeed	laptme	pit	lap	Sect-1	Speed	Sect-2	Speed	Sect-3	Speed	Topspeed	laptme	pit
1		122.2	1:08.913	<u>118.8</u>	26.033	<u>112.2</u>		2:22.049		2	43.635	121.8	1:08.819	118.6	<u>25.772</u>	112.0		<u>2:18.226</u>	

77 David Walton (A)									Royale RP27										
lap	Sect-1	Speed	Sect-2	Speed	Sect-3	Speed	TopSpeed	laptme	pit	lap	Sect-1	Speed	Sect-2	Speed	Sect-3	Speed	Topspeed	laptme	pit
1		122.0	1:11.203	114.9	26.931	109.8		2:26.828		5	43.739	122.0	1:09.956	<u>117.1</u>	26.352	110.2		2:20.047	
2	44.013	122.2	1:09.918	116.9	26.590	109.8		2:20.521		6	43.442	123.4	1:09.667	116.5	<u>26.266</u>	109.6		2:19.375	
3	44.522	121.1	1:09.881	115.7	26.280	110.0		2:20.683		7	43.231	120.7	<u>1:09.543</u>	115.9	26.367	109.8		<u>2:19.141</u>	
4	43.522	<u>123.6</u>	1:10.600	115.7	26.486	<u>110.3</u>		2:20.608		8	<u>43.157</u>	122.9	1:10.049	116.1	26.367	106.2		2:19.573	

87 Nelson Rowe (A)									Reynard SF79										
lap	Sect-1	Speed	Sect-2	Speed	Sect-3	Speed	TopSpeed	laptme	pit	lap	Sect-1	Speed	Sect-2	Speed	Sect-3	Speed	Topspeed	laptme	pit
1		<u>123.6</u>	1:08.230	<u>117.7</u>	25.475	110.7		2:17.720		6	41.971	122.9	1:05.503	116.9	25.313	<u>112.6</u>		2:12.787	
2	42.062	121.8	1:06.293	116.1	25.519	110.9		2:13.874		7	<u>41.859</u>	123.1	1:06.291	117.1	25.419	<u>111.8</u>		2:13.569	
3	41.943	122.5	1:05.719	116.3	25.422	111.1		2:13.084		8	41.864	<u>123.6</u>	<u>1:05.479</u>	117.5	<u>25.279</u>	112.4		<u>2:12.622</u>	
4	42.024	122.7	1:06.426	115.5	25.376	111.3		2:13.826		9	42.092	123.4	1:06.149	116.9	25.515	111.7		2:13.756	
5	42.020	122.5	1:06.567	117.3	25.575	111.7		2:14.162		10	42.114	122.5	1:05.954	117.1	25.367	111.5		2:13.435	



Session Start: 17:16:46 - Finish: 17:38:58
 Weather/Track Conditions: Cloud / Dry
 Circuit: Silverstone Historic Grand Prix
 Track Length: 5.857 Km - 3.6394 miles


Silverstone International Trophy - 21 - 22 May 2016

Historic Formula Ford 2000/URS

Race 14 - Sector Analysis

98 Rodney Toft (URA)									Van Diemen RF82								
lap	Sect-1	Speed	Sect-2	Speed	Sect-3	Speed	TopSpeed	laptime pit	lap	Sect-1	Speed	Sect-2	Speed	Sect-3	Speed	Topspeed	laptime pit
1		120.1	1:13.270	113.7	27.289	107.8		2:31.456	6	45.068	118.8	1:14.110	114.7	26.662	110.5		2:25.840
2	45.628	118.8	1:14.568	113.4	27.060	109.4		2:27.256	7	44.978	120.3	1:11.131	116.1	26.650	108.7		2:22.759
3	45.342	119.0	1:15.711	114.7	26.558	109.8		2:27.611	8	45.049	121.8	1:12.211	114.1	26.585	109.2		2:23.845
4	45.747	117.9	1:12.380	113.6	26.633	108.7		2:24.760	9	45.511	121.1	1:11.403	110.7	26.791	110.0		2:23.705
5	45.139	119.4	1:12.622	110.4	26.925	109.8		2:24.686	10	45.269	120.7	1:12.527	115.5	26.956	108.7		2:24.752

145 Robert Pearson (A)									Delta T81								
lap	Sect-1	Speed	Sect-2	Speed	Sect-3	Speed	TopSpeed	laptime pit	lap	Sect-1	Speed	Sect-2	Speed	Sect-3	Speed	Topspeed	laptime pit
1		122.7	1:13.511	114.7	26.386	109.8		2:32.191	6	45.374	121.1	1:14.584	115.3	26.411	110.3		2:26.369
2	45.218	122.0	1:15.763	115.7	26.870	107.5		2:27.851	7	44.809	121.4	1:18.521	113.0	27.216	108.2		2:30.546
3	45.480	122.0	1:16.247	115.7	26.400	110.2		2:28.127	8	45.226	121.1	1:14.729	113.9	26.815	109.1		2:26.770
4	45.566	122.0	1:12.216	115.7	26.344	109.1		2:24.126	9	45.078	120.5	1:15.423	111.7	26.805	109.1		2:27.306
5	44.875	121.6	1:12.119	115.5	26.864	110.0		2:23.858	10	46.953	107.9	1:17.259	111.5	29.980	99.8		2:34.192




Silverstone International Trophy - 21 - 22 May 2016

Historic Formula Ford 2000/URS

Race 14 - Best Sector Times

POS	NO	DRIVER/S	Sector 1			Sector 2			Sector 3			IDEAL LAP	BEST LAP	On
			TIME	LAP	POS	TIME	LAP	POS	TIME	LAP	POS			
1	9	Ian Pearson	41.703	4	2	1:05.409	3	1	24.948	7	1	2:12.060	2:12.287	6
2	27	Andrew Park	41.395	9	1	1:05.960	10	4	24.949	8	2	2:12.304	2:12.467	8
3	87	Nelson Rowe	41.859	7	3	1:05.479	8	2	25.279	8	5	2:12.617	2:12.622	8
4	33	Marc Mercer	41.913	7	4	1:05.752	10	3	25.007	7	3	2:12.672	2:12.886	8
5	2	Benn Simms	42.160	7	5	1:06.117	10	5	25.258	8	4	2:13.535	2:13.737	10
6	72	Andrew Storer	42.203	9	6	1:07.060	7	7	25.438	8	6	2:14.701	2:15.098	8
7	51	Graham Ridgway	42.403	8	7	1:06.814	10	6	25.533	8	7	2:14.750	2:15.064	8
8	15	Michael Whitehead	42.543	9	8	1:07.710	10	10	25.633	6	9	2:15.886	2:15.922	9
9	75	Colin Wright	42.709	8	9	1:07.439	8	8	25.710	2	12	2:15.858	2:16.020	8
10	3	Andrew Smith	42.866	10	10	1:07.566	8	9	25.772	4	13	2:16.204	2:16.631	8
11	57	Chris Levy	43.372	9	15	1:07.832	10	11	25.684	9	11	2:16.888	2:16.936	9
12	18	Stephen Glasswell	43.219	10	13	1:07.871	10	12	25.665	9	10	2:16.755	2:17.118	10
13	6	Jeremy Main	43.367	7	14	1:09.139	6	15	26.213	6	15	2:18.719	2:18.987	6
14	28	Fraser Collins	44.411	8	17	1:11.201	7	18	26.714	9	21	2:22.326	2:22.497	7
15	45	John Stapleton	44.633	7	18	1:11.287	9	19	26.689	5	19	2:22.609	2:22.927	7
16	98	Rodney Toft	44.978	7	20	1:11.131	7	17	26.558	3	18	2:22.667	2:22.759	7
17	145	Robert Pearson	44.809	7	19	1:12.119	5	20	26.344	4	17	2:23.272	2:23.858	5
18	49	Glyn Davies	46.143	9	22	1:12.939	4	23	26.693	6	20	2:25.775	2:26.263	9
19	20	David Margetts	45.994	8	21	1:12.907	7	21	27.012	2	22	2:25.913	2:26.485	8
20	35	John Conway	46.205	5	23	1:12.917	4	22	27.130	3	23	2:26.252	2:27.297	4
21	19	James Stewart	52.041	7	26	1:23.680	7	26	30.486	6	26	2:46.207	2:46.251	7
22	77	David Walton	43.157	8	12	1:09.543	7	16	26.266	6	16	2:18.966	2:19.141	7
23	8	Gareth Fletcher	47.101	5	24	1:14.009	4	24	27.562	3	24	2:28.672	2:29.253	4
24	44	Andrew Lancaster	43.042	2	11	1:08.359	3	13	25.618	2	8	2:17.019	2:17.276	2
25	66	Andy Turnock	49.388	2	25	1:20.551	4	25	29.063	3	25	2:39.002	2:40.476	3
26	76	Tony Hancock	43.385	3	16	1:08.819	2	14	25.772	2	14	2:17.976	2:18.226	2




Session Start: 17:16:46 - Finish: 17:38:58
Weather/Track Conditions: Cloud / Dry
Circuit: Silverstone Historic Grand Prix
Track Length: 5.857 Km - 3.6394 miles

Silverstone International Trophy - 21 - 22 May 2016

Historic Formula Ford 2000/URS

Race 14 - Best Sector Speeds

	NO	SECTOR 1	MPH	NO	SECTOR 2	MPH	NO	SECTOR 3	MPH
1	15	Michael Whitehead	127.3	15	Michael Whitehead	121.4	44	Andrew Lancaster	115.4
2	27	Andrew Park	126.4	44	Andrew Lancaster	120.3	72	Andrew Storer	114.2
3	51	Graham Ridgway	125.7	75	Colin Wright	120.1	27	Andrew Park	113.8
4	72	Andrew Storer	125.4	27	Andrew Park	119.8	15	Michael Whitehead	113.6
5	75	Colin Wright	125.4	72	Andrew Storer	119.6	75	Colin Wright	113.6
6	44	Andrew Lancaster	125.2	57	Chris Levy	119.2	33	Marc Mercer	113.2
7	2	Benn Simms	124.3	2	Benn Simms	118.8	9	Ian Pearson	112.6
8	18	Stephen Glasswell	124.3	33	Marc Mercer	118.8	87	Nelson Rowe	112.6
9	57	Chris Levy	124.0	76	Tony Hancock	118.8	3	Andrew Smith	112.4
10	3	Andrew Smith	123.8	3	Andrew Smith	118.6	2	Benn Simms	112.2
11	9	Ian Pearson	123.8	51	Graham Ridgway	118.1	18	Stephen Glasswell	112.2
12	6	Jeremy Main	123.6	9	Ian Pearson	117.9	57	Chris Levy	112.2
13	77	David Walton	123.6	87	Nelson Rowe	117.7	76	Tony Hancock	112.2
14	87	Nelson Rowe	123.6	6	Jeremy Main	117.5	51	Graham Ridgway	111.7
15	76	Tony Hancock	122.7	77	David Walton	117.1	6	Jeremy Main	111.5
16	145	Robert Pearson	122.7	18	Stephen Glasswell	116.9	98	Rodney Toft	110.5
17	33	Marc Mercer	122.2	45	John Stapleton	116.9	77	David Walton	110.3
18	45	John Stapleton	121.8	98	Rodney Toft	116.1	145	Robert Pearson	110.3
19	98	Rodney Toft	121.8	145	Robert Pearson	115.7	28	Fraser Collins	110.0
20	28	Fraser Collins	120.1	28	Fraser Collins	115.5	45	John Stapleton	110.0
21	49	Glyn Davies	119.2	20	David Margetts	113.2	49	Glyn Davies	108.0
22	8	Gareth Fletcher	119.0	49	Glyn Davies	113.0	20	David Margetts	107.8
23	35	John Conway	119.0	35	John Conway	112.8	35	John Conway	107.8
24	20	David Margetts	118.6	8	Gareth Fletcher	112.0	8	Gareth Fletcher	107.3
25	66	Andy Turnock	114.7	66	Andy Turnock	106.4	66	Andy Turnock	102.9
26	19	James Stewart	105.8	19	James Stewart	99.7	19	James Stewart	101.0



Session Start: 17:16:46 - Finish: 17:38:58
Weather/Track Conditions: Cloud / Dry
Circuit: Silverstone Historic Grand Prix
Track Length: 5.857 Km - 3.6394 miles

Silverstone International Trophy - 21 - 22 May 2016

Historic Formula Ford 2000/URS

Race 14 - Lap Chart

Lap 1			Lap 2			Lap 3			Lap 4			Lap 5			Lap 6		
NO	Behind	Laptime	NO	Behind	Laptime	NO	Behind	Laptime	NO	Behind	Laptime	NO	Behind	Laptime	NO	Behind	Laptime
9		2:15.972	9		2:13.006	9		2:12.354	9		2:12.993	9		2:12.659	9		2:12.287
87	1.748	2:17.720	87	2.616	2:13.874	87	3.346	2:13.084	87	4.179	2:13.826	27	5.083	2:13.275	27	5.838	2:13.042
33	2.114	2:18.086	27	3.252	2:14.118	27	4.270	2:13.372	27	4.467	2:13.190	87	5.682	2:14.162	87	6.182	2:12.787
27	2.140	2:18.112	33	4.092	2:14.984	33	6.085	2:14.347	8	1 LAP	2:39.483	33	8.624	2:14.150	33	9.518	2:13.181
2	2.392	2:18.364	2	4.814	2:15.428	2	7.175	2:14.715	33	7.133	2:14.041	2	11.496	2:15.124	2	13.121	2:13.912
72	3.707	2:19.679	72	7.285	2:16.584	72	11.314	2:16.383	2	9.031	2:14.849	72	20.957	2:18.347	72	24.925	2:16.255
51	4.874	2:20.846	51	8.677	2:16.809	51	12.731	2:16.408	19	1 LAP	3:01.027	51	21.731	2:18.723	51	25.656	2:16.212
15	5.508	2:21.480	15	10.739	2:18.237	15	16.112	2:17.727	72	15.269	2:16.948	8	1 LAP	2:29.253	15	30.592	2:17.171
76	6.077	2:22.049	76	11.297	2:18.226	44	16.672	2:17.430	51	15.667	2:15.929	15	25.708	2:18.230	75	31.517	2:16.914
75	7.199	2:23.171	44	11.596	2:17.276	75	17.216	2:17.453	15	20.137	2:17.018	75	26.890	2:18.181	3	35.547	2:18.822
44	7.326	2:23.298	75	12.117	2:17.924	3	20.232	2:17.750	75	21.368	2:17.145	3	29.012	2:17.658	18	47.252	2:19.143
3	9.117	2:25.089	3	14.836	2:18.725	18	24.676	2:19.840	3	24.013	2:16.774	18	40.396	2:20.498	57	47.574	2:18.984
57	9.654	2:25.626	57	16.918	2:20.270	57	25.095	2:20.531	18	32.557	2:20.874	57	40.877	2:20.579	77	48.791	2:19.375
18	10.128	2:26.100	18	17.190	2:20.068	77	26.700	2:20.683	57	32.957	2:20.855	77	41.703	2:20.047	6	49.271	2:18.987
77	10.856	2:26.828	77	18.371	2:20.521	6	27.011	2:20.860	77	34.315	2:20.608	6	42.571	2:20.744	8	1 LAP	2:40.957
6	11.080	2:27.052	6	18.505	2:20.431	28	44.431	2:26.244	6	34.486	2:20.468	19	1 LAP	2:52.431	28	1:20.592	2:24.427
98	15.484	2:31.456	98	29.734	2:27.256	98	44.991	2:27.611	28	56.472	2:25.034	28	1:08.452	2:24.639	45	1:21.962	2:24.724
145	16.219	2:32.191	28	30.541	2:26.119	45	45.918	2:27.390	98	56.758	2:24.760	98	1:08.785	2:24.686	98	1:22.338	2:25.840
45	17.067	2:33.039	45	30.882	2:26.821	145	46.837	2:28.127	45	57.966	2:25.041	145	1:09.169	2:23.858	145	1:23.251	2:26.369
28	17.428	2:33.400	145	31.064	2:27.851	35	51.915	2:28.226	145	57.970	2:24.126	45	1:09.525	2:24.218	19	1 LAP	2:53.478
49	19.756	2:35.728	35	36.043	2:28.597	20	52.355	2:27.870	35	1:06.219	2:27.297	20	1:21.630	2:27.333	49	1:38.546	2:28.930
35	20.452	2:36.424	20	36.839	2:28.740	49	52.575	2:27.253	49	1:06.472	2:26.890	35	1:21.696	2:28.136	20	1:39.123	2:29.780
20	21.105	2:37.077	49	37.676	2:30.926	66	1:30.232	2:40.476	20	1:06.956	2:27.594	49	1:21.903	2:28.090	35	1:41.669	2:32.260
66	33.312	2:49.284	66	1:02.110	2:41.804												
19	52.818	3:08.790	19	1:37.067	2:57.255												
8	1:00.066	3:16.038	8	1:52.392	3:05.332												

Session Start: 17:16:46 - Finish: 17:38:58

Weather/Track Conditions: Cloud / Dry

Circuit: Silverstone Historic Grand Prix

Track Length: 5.857 Km - 3.6394 miles

Silverstone International Trophy - 21 - 22 May 2016

Historic Formula Ford 2000/URS

Race 14 - Lap Chart

Lap 7			Lap 8			Lap 9			Lap 10		
NO	Behind	Laptime	NO	Behind	Laptime	NO	Behind	Laptime	NO	Behind	Laptime
9		2:12.326	9		2:12.895	9		2:13.457	9		2:14.728
27	6.494	2:12.982	27	6.066	2:12.467	27	5.440	2:12.831	27	4.105	2:13.393
87	7.425	2:13.569	87	7.152	2:12.622	87	7.451	2:13.756	49	1 LAP	2:26.263
33	10.091	2:12.899	33	10.082	2:12.886	33	10.306	2:13.681	87	6.158	2:13.435
2	14.562	2:13.767	2	15.544	2:13.877	2	16.466	2:14.379	33	10.430	2:14.852
72	28.045	2:15.446	72	30.248	2:15.098	19	2 LAPS	2:46.251	20	1 LAP	2:32.422
51	28.824	2:15.494	51	30.993	2:15.064	35	1 LAP	3:01.009	2	15.475	2:13.737
15	34.589	2:16.323	15	37.960	2:16.266	72	32.452	2:15.661	72	33.641	2:15.917
75	35.465	2:16.274	75	38.590	2:16.020	51	33.556	2:16.020	51	35.465	2:16.637
3	41.038	2:17.817	3	44.774	2:16.631	15	40.425	2:15.922	15	42.009	2:16.312
18	53.914	2:18.988	57	59.343	2:18.157	75	41.349	2:16.216	75	45.035	2:18.414
57	54.081	2:18.833	18	59.780	2:18.761	3	48.515	2:17.198	35	1 LAP	2:33.215
77	55.606	2:19.141	77	1:02.284	2:19.573	57	1:02.822	2:16.936	3	51.615	2:17.828
6	55.990	2:19.045	6	1:02.558	2:19.463	18	1:03.561	2:17.238	19	2 LAPS	2:49.477
28	1:30.763	2:22.497	28	1:40.869	2:23.001	6	1:08.916	2:19.815	57	1:05.487	2:17.393
45	1:32.563	2:22.927	45	1:43.647	2:23.979	28	1:50.485	2:23.073	18	1:05.951	2:17.118
98	1:32.771	2:22.759	98	1:43.721	2:23.845	45	1:53.689	2:23.499	6	1:14.704	2:20.516
145	1:41.471	2:30.546	145	1:55.346	2:26.770	98	1:53.969	2:23.705	28	1:59.786	2:24.029
49	1:53.200	2:26.980	49	2:06.816	2:26.511	145	2:09.195	2:27.306	45	2:03.806	2:24.845
20	1:53.760	2:26.963	20	2:07.350	2:26.485				98	2:03.993	2:24.752
35	1:57.100	2:27.757							145	2:28.659	2:34.192
19	1 LAP	2:48.117									

Session Start: 17:16:46 - Finish: 17:38:58
Weather/Track Conditions: Cloud / Dry
Circuit: Silverstone Historic Grand Prix
Track Length: 5.857 Km - 3.6394 miles