



# DONINGTON HISTORIC FESTIVAL

**Saturday 30<sup>th</sup> April – Monday 2<sup>nd</sup> May 2016**

**Donington**  
*The heart of British motorsport*



Timing & Results by MST SYSTEMS Ltd.  
[www.mstworld.com](http://www.mstworld.com)

© MST SYSTEMS Ltd 2016

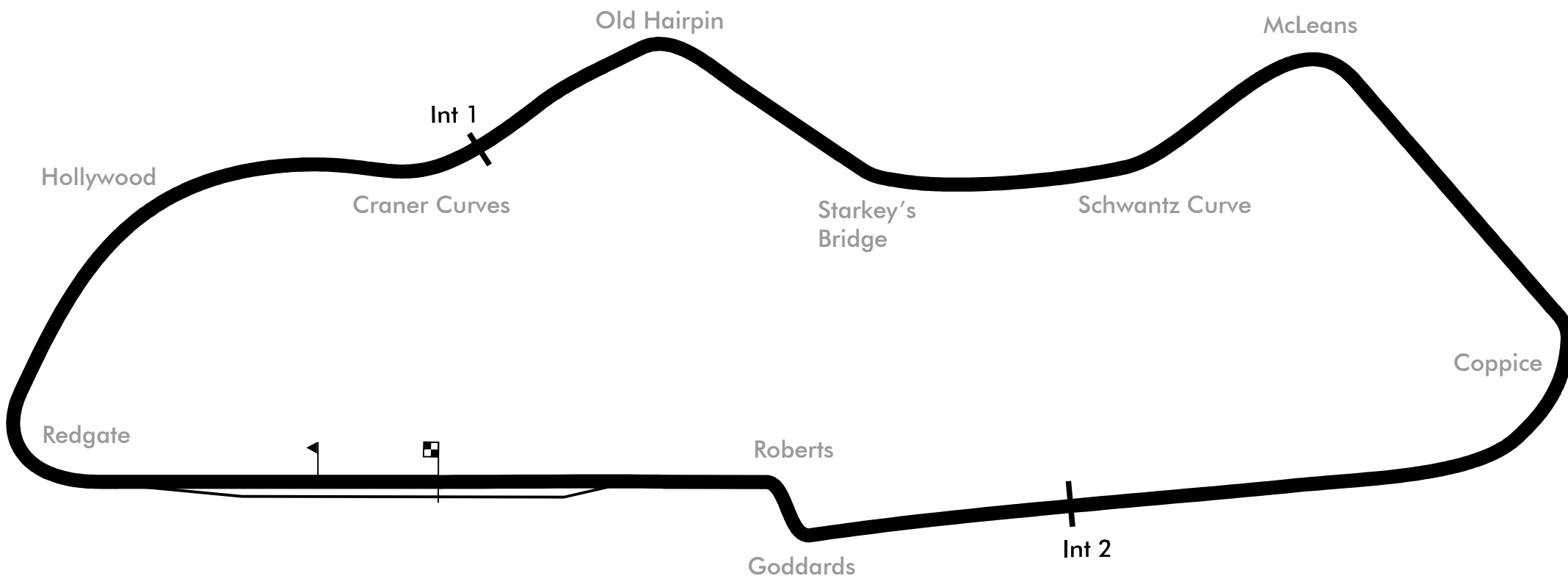
The Haysfield, Spring Lane North, Malvern WR14 1GF  
t: +44 (0) 1684 560614 e: [timing@mstworld.com](mailto:timing@mstworld.com)



# Donington Park National Circuit

Castle Donington, Derby DE74 2RP

[www.donington-park.co.uk](http://www.donington-park.co.uk)



Circuit Length:	1.979 mi / 3.185 km
Pit Lane:	265.1 m, 15.9s @ 60km/h
Intermediate 1:	0.943 km
Intermediate 2:	2.653 km
Start line offset:	60.6 m



# Donington Historic Festival - 30 Apr - 2 May 2016

## Historic Touring Car Challenge incorporating the Tony Dron Trophy Qualifying - Classification

Sheet No:

POS	NO	DRIVER/S	CLASS	CLASS POS	CAR MAKE / MODEL	TIME	ON	LAPS	GAP	DIFF	MPH
1	10	Mark Smith	H4B	1	BMW M3 E30	1:14.763	15	16			95.30
2	66	Whale-Whale	H4C	1	BMW M3 E30	1:16.381	14	15	1.618	1.618	93.28
3	7	Garrett-Hall	H3C	1	Rover SD1	1:18.136	14	15	3.373	1.755	91.18
4	34	Watts-Swift	H3B	1	MG Metro Turbo	1:18.427	8	10	3.664	0.291	90.84
5	74	Bruce-Harvey	T1C	1	Rover SD1	1:18.498	6	10	3.735	0.071	90.76
6	68	Mark Wright	H2B	1	Ford Escort RS1800	1:18.568	8	9	3.805	0.070	90.68
7	42	Tom Pochciol	H2C	1	Ford Capri	1:18.686	10	11	3.923	0.118	90.55
8	16	Young-Smith	H1N	1	Datsun 240Z	1:18.894	8	15	4.131	0.208	90.31
9	21	Bryant-Bryant	T2D	1	Chevrolet Camaro Z28	1:19.060	12	13	4.297	0.166	90.12
10	3	Ward-Soper	H2C	2	Ford Broadspeed Capri	1:19.454	2	3	4.691	0.394	89.67
11	55	Mullen-Blakeney-Edwards	H2C	3	BMW 3.0 CSL	1:19.758	12	12	4.995	0.304	89.33
12	75	Mestdagh-Thibaut	H2C	4	BMW 3.0 CSL	1:20.236	7	9	5.473	0.478	88.80
13	123	Ric Wood	H2C	5	Ford Capri	1:21.165	15	15	6.402	0.929	87.78
14	9	Clark-Neal	T2D	2	Chevrolet Camaro	1:21.834	6	15	7.071	0.669	87.06
15	4	Williams-Williams	H3C	2	Rover SD1	1:22.096	13	14	7.333	0.262	86.78
16	18	James Thorpe	H2B	2	BMW 2002	1:22.101	6	7	7.338	0.005	86.78
17	37	Mike Luck	H2B	3	BMW 2002ti	1:22.201	11	12	7.438	0.100	86.67
18	53	Caton-Green	H2C	6	Ford Capri	1:22.374	15	15	7.611	0.173	86.49
19	12	Brindle-Greensall	T2C	1	Rover SD1 Triplex	1:22.469	15	15	7.706	0.095	86.39
20	27	Richard Postins	H3C	3	Austin Rover	1:22.678	11	12	7.915	0.209	86.17
21	25	Adrian Brady	H2C	7	BMW 3.0 CSL	1:22.979	8	12	8.216	0.301	85.86
22	15	Henry Mann	H1A	1	Ford Escort Mk1	1:23.373	5	9	8.610	0.394	85.46
23	1	Vickers-Feakins	T2C	2	Ford Capri	1:23.748	5	14	8.985	0.375	85.07
24	24	Robert Crofton	H1N	2	Datsun 240Z	1:24.166	13	15	9.403	0.418	84.65
25	41	Pochciol-Hanson	H2C	8	Ford Capri	1:24.938	3	13	10.175	0.772	83.88
26	14	Richard Meins	T2C	3	Ford Capri 3.0S	1:24.964	11	14	10.201	0.026	83.85
27	81	Whitaker-Reuben	T2C	4	Ford Capri	1:24.993	4	14	10.230	0.029	83.83
28	20	Keen-Blackburn	H2C	9	Ford Capri	1:25.434	13	16	10.671	0.441	83.39
29	31	Les Ely	H2B	4	BMW 2000	1:25.507	7	9	10.744	0.073	83.32
30	44	Morris-Shephard	T2B	1	Volkswagen Golf GTi	1:25.611	13	14	10.848	0.104	83.22
31	43	Guest-Snowdon	H1N	3	Alfa Romeo GTV6	1:26.412	12	13	11.649	0.801	82.45
32	65	Tom Pead	H2A	1	BMW 1600Ti	1:27.465	11	13	12.702	1.053	81.46
33	32	Bill Cutler	H2C	10	BMW 535	1:28.344	6	15	13.581	0.879	80.65
34	19	Peter Mallett	T1C	2	Rover SD1 3500S	1:29.199	11	12	14.436	0.855	79.87
35	22	Edwards-Edwards	T1B	1	Triumph Dolomite Sprint	1:29.499	7	10	14.736	0.300	79.61
36	63	Steve Jones	T2A	1	Mini 1275GT	1:32.267	6	7	17.504	2.768	77.22

Cars 9, 19, 24, 34, 74, 81 require working transponders - Regulation Q.12.2.1 refers.  
A 30 second penalty will be applied if not working in the race.

*Session Start: 09:10:09 - Finish: 09:35:11*  
*Weather/Track Conditions: Bright / Dry*  
*Circuit: Donington Park National*  
*Track Length: 3.185 Km - 1.9791 miles*

These results are provisional until the conclusion of any judicial and technical matters.

Clerk of the Course:  <div style="text-align: right;">Julian Floyd</div>	Timekeeper:  <div style="text-align: right;">Nick Palmer</div>	Posted at:
--------------------------------------------------------------------------------	----------------------------------------------------------------------	------------

## Donington Historic Festival - 30 Apr - 2 May 2016

### Historic Touring Car Challenge incorporating the Tony Dron Trophy Qualifying - Classification

Sheet No:

POS	NO	DRIVER/S	CLASS	CLASS POS	CAR MAKE / MODEL	TIME	ON	LAPS	GAP	DIFF	MPH
37	46	Lillywhite-Bennett-Baggs	T1B	2	Triumph Dolomite Sprint	1:32.768	14	14	18.005	0.501	76.80
38	11	Allen-Roberts	T1B	3	Alfa Romeo 2000 GTV	1:35.438	12	12	20.675	2.670	74.65

Cars 9, 19, 24, 34, 74, 81 require working transponders - Regulation Q.12.2.1 refers.  
A 30 second penalty will be applied if not working in the race.

Session Start: 09:10:09 - Finish: 09:35:11  
Weather/Track Conditions: Bright / Dry  
Circuit: Donington Park National  
Track Length: 3.185 Km - 1.9791 miles

These results are provisional until the conclusion of any judicial and technical matters.

Clerk of the Course:

Julian Floyd

Timekeeper:

Nick Palmer

Posted at:

# Donington Historic Festival - 30 Apr - 2 May 2016

## Historic Touring Car Challenge incorporating the Tony Dron Trophy

### Qualifying - Sector Analysis

1 Vickers-Feakins (T2C)									Ford Capri								
lap	Sect-1	Speed	Sect-2	Speed	Sect-3	Speed	TopSpeed	laptime pit	lap	Sect-1	Speed	Sect-2	Speed	Sect-3	Speed	Topspeed	laptime pit
1	24.241	104.6	44.830	113.0	17.183	87.4		1:26.254	8		83.4	54.200	103.7	18.233	89.9		3:24.367 P
2	25.176	95.8	45.158	111.7	23.436	92.0		1:33.770	9	27.552	88.9	51.537	103.1	17.014	94.3		1:36.103
3	24.440	107.1	44.417	111.1	15.147	98.6		1:24.004	10	28.194	88.4	52.528	104.2	17.843	90.5		1:38.565
4	24.219	105.1	44.299	112.4	15.331	96.3		1:23.849	11	30.103	86.5	51.185	105.5	17.483	92.2		1:38.771
5	24.119	103.8	44.172	111.8	15.457	100.2		1:23.748	12	28.223	86.5	53.922	98.4	19.356	92.4		1:41.501
6	23.763	101.0	44.989	112.2	15.074	98.9		1:23.826	13	27.823	88.3	51.798	105.5	17.560	93.4		1:37.181
7	23.922	106.4	44.305	111.5				1:26.566	14	34.938	79.4	50.809	104.9	17.843	92.1		1:43.590

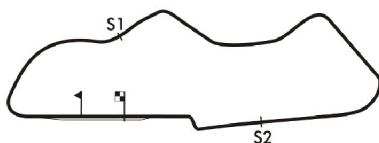
3 Ward-Soper (H2C)									Ford Broadspeed Capri								
lap	Sect-1	Speed	Sect-2	Speed	Sect-3	Speed	TopSpeed	laptime pit	lap	Sect-1	Speed	Sect-2	Speed	Sect-3	Speed	Topspeed	laptime pit
1	24.365	84.1	42.087	126.6	14.900	105.4		1:21.352	3	24.353	98.0	47.683	79.7				1:33.054
2	22.905	97.7	40.942	127.5	15.607	99.6		1:19.454	4								

4 Williams-Williams (H3C)									Rover SD1								
lap	Sect-1	Speed	Sect-2	Speed	Sect-3	Speed	TopSpeed	laptime pit	lap	Sect-1	Speed	Sect-2	Speed	Sect-3	Speed	Topspeed	laptime pit
1	28.184	94.3	47.108	109.1	16.915	88.4		1:32.207	8	25.225	101.2	48.810	85.7	16.602	94.2		1:30.637
2	25.565	110.8	45.622	106.5	16.137	87.0		1:27.324	9	24.270	114.1	43.033	114.9	15.775	92.5		1:23.078
3	29.858	97.7	45.819	94.0	16.292	98.0		1:31.969	10	25.969	97.7	44.178	110.4	15.270	88.2		1:25.417
4	24.729	107.6	44.731	112.6	15.651	95.1		1:25.111	11	28.078	76.5	49.713	110.4				1:38.932
5	24.115	109.0	47.985	105.7	16.740	93.0		1:28.840	12	Out	100.2	44.730	109.5	15.133	96.7		3:49.747 P
6	24.578	100.9	44.838	109.7	15.002	97.0		1:24.418	13	24.086	110.8	43.418	110.2	14.592	98.0		1:22.096
7	24.545	111.7	44.851	110.0	15.394	85.9		1:24.790	14	24.528	111.3	43.695	110.2	14.836	91.1		1:23.059

7 Garrett-Hall (H3C)									Rover SD1								
lap	Sect-1	Speed	Sect-2	Speed	Sect-3	Speed	TopSpeed	laptime pit	lap	Sect-1	Speed	Sect-2	Speed	Sect-3	Speed	Topspeed	laptime pit
1	26.658	83.0	48.059	110.0	16.080	94.8		1:30.797	9	22.735	110.2	42.193	115.3	14.569	103.6		1:19.497
2	24.696	99.9	44.814	110.9	16.223	94.4		1:25.733	10	22.883	110.8	42.521	114.7	15.818	95.6		1:21.222
3	24.910	93.5	47.608	110.2	16.305	97.7		1:28.823	11	23.624	109.5	42.884	93.8	17.268	100.9		1:23.776
4	25.415	88.2	46.546	110.6	15.858	96.9		1:27.819	12	22.838	109.2	43.092	115.1	14.548	104.1		1:20.478
5	24.679	96.9	44.037	112.4	16.005	98.9		1:24.721	13	22.601	111.8	41.840	116.7	14.161	103.4		1:18.602
6	24.254	92.1	44.563	97.4				1:32.512	14	22.533	112.4	41.319	116.5	14.284	102.5		1:18.136
7	Out	92.3	42.963	116.1	14.392	102.5		3:01.398 P	15	22.586	111.3	41.819	116.1	15.114	102.2		1:19.519
8	22.873	107.9	44.573	114.9	14.193	103.1		1:21.639	16								

9 Clark-Neal (T2D)									Chevrolet Camaro								
lap	Sect-1	Speed	Sect-2	Speed	Sect-3	Speed	TopSpeed	laptime pit	lap	Sect-1	Speed	Sect-2	Speed	Sect-3	Speed	Topspeed	laptime pit
1	24.990	91.4	46.855	112.4	17.237	105.9		1:29.082	9	25.441	96.7	45.386	122.9	15.412	107.4		1:26.239
2	24.528	98.4	45.094	119.8	15.505	110.2		1:25.127	10	25.231	104.1	45.063	121.5	15.633	107.4		1:25.927
3	23.922	101.5	44.281	120.2	15.278	110.9		1:23.481	11	24.328	104.8	44.894	122.4	15.430	108.3		1:24.652
4	23.619	94.4	45.357	122.0	14.954	110.7		1:23.930	12	24.457	103.7	44.192	122.6	15.380	107.6		1:24.029
5	23.736	103.5	43.889	119.6	14.906	111.5		1:22.531	13	24.654	104.1	45.137	119.4	15.702	108.1		1:25.493
6	23.503	101.0	43.680	122.9	14.651	110.4		1:21.834	14	24.722	100.6	45.014	120.0	15.693	107.2		1:25.429
7	23.292	105.9	44.134	101.4				1:27.117	15	24.181	105.4	44.239	121.5	16.051	106.7		1:24.471
8	Out	88.0	47.837	119.0	16.985	105.2		3:05.629 P	16								

10 Mark Smith (H4B)									BMW M3 E30								
lap	Sect-1	Speed	Sect-2	Speed	Sect-3	Speed	TopSpeed	laptime pit	lap	Sect-1	Speed	Sect-2	Speed	Sect-3	Speed	Topspeed	laptime pit
1	27.177	91.9	48.187	117.9	16.008	103.6		1:31.372	9	Out	102.4	43.522	122.9	14.628	110.9		2:50.643 P
2	24.677	105.9	44.691	121.1	15.965	107.2		1:25.333	10	22.077	113.9	40.749	126.6	13.733	113.7		1:16.559
3	25.312	85.9	43.858	124.0	14.914	109.3		1:24.084	11	22.525	109.9	41.970	125.2	14.122	113.5		1:18.617
4	22.827	112.0	42.891	124.2	14.256	111.7		1:19.974	12	22.688	105.6	47.943	91.1	14.164	110.7		1:24.795
5	22.647	114.3	41.605	124.9	14.571	110.7		1:18.823	13	21.905	113.3	40.168	127.8	13.524	114.3		1:15.597
6	23.623	89.6	44.144	116.3	15.139	107.9		1:22.906	14	21.417	118.1	40.447	124.5	13.371	114.3		1:15.235
7	23.267	112.8	41.096	123.8	14.006	111.8		1:18.369	15	21.222	117.4	40.223	125.2	13.318	113.5		1:14.763
8	22.596	114.5	42.002	122.9				1:25.724	16	23.521	96.6	48.842	75.8				1:35.377



Session Start: 09:10:09 - Finish: 09:35:11

Weather/Track Conditions: Bright / Dry

Circuit: Donington Park National

Track Length: 3.185 Km - 1.9791 miles

# Donington Historic Festival - 30 Apr - 2 May 2016

## Historic Touring Car Challenge incorporating the Tony Dron Trophy

### Qualifying - Sector Analysis

11 Allen-Roberts (T1B)									Alfa Romeo 2000 GTV								
lap	Sect-1	Speed	Sect-2	Speed	Sect-3	Speed	TopSpeed	laptime pit	lap	Sect-1	Speed	Sect-2	Speed	Sect-3	Speed	Topspeed	laptime pit
1	33.671	77.8	1:00.489	83.5	20.158	72.2		1:54.318	7	28.537	88.4	53.171	96.2	18.270	<u>83.0</u>		1:39.978
2	32.804	75.7	59.474	87.1	18.770	79.0		1:51.048	8	29.013	84.8	53.476	96.2	17.999	81.0		1:40.488
3	29.524	83.3	55.427	88.1	18.803	78.8		1:43.754	9	28.534	88.4	53.253	95.5	18.069	80.2		1:39.856
4	29.879	85.9	54.467	96.1				1:46.595	10	<u>27.796</u>	93.4	52.064	96.1	19.661	82.7		1:39.521
5	Out	78.1	57.599	87.0	18.831	76.3		4:13.553 P	11	27.987	91.9	<u>50.584</u>	<u>97.0</u>	17.721	81.9		1:36.292
6	30.672	86.4	54.865	95.6	17.851	80.5		1:43.388	12	27.836	<u>93.8</u>	50.598	96.1	<u>17.004</u>	82.5		<u>1:35.438</u>

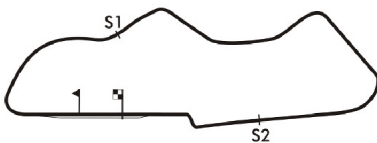
12 Brindle-Greensall (T2C)									Rover SD1 Triplex								
lap	Sect-1	Speed	Sect-2	Speed	Sect-3	Speed	TopSpeed	laptime pit	lap	Sect-1	Speed	Sect-2	Speed	Sect-3	Speed	Topspeed	laptime pit
1	26.880	91.8	47.846	101.6	19.848	93.6		1:34.574	9	Out	96.6	46.444	109.0	15.268	97.3		2:57.185 P
2	24.884	101.8	46.234	104.6	17.028	98.0		1:28.146	10	24.137	105.8	45.249	110.9	15.662	97.0		1:25.048
3	24.481	103.5	45.532	<u>112.2</u>	15.900	97.9		1:25.913	11	24.087	105.6	45.594	111.1	15.379	98.2		1:25.060
4	24.806	86.7	47.294	110.7	15.410	99.9		1:27.510	12	24.003	107.6	1:16.750	110.0	16.026	96.5		1:56.779
5	24.363	100.9	44.875	110.4	19.936	89.3		1:29.174	13	24.184	103.8	44.937	110.2	14.873	98.9		1:23.994
6	24.950	99.9	45.296	110.9	15.888	99.2		1:26.134	14	24.059	<u>108.1</u>	44.108	110.2	14.731	99.6		1:22.898
7	25.075	100.0	45.245	109.8	16.934	94.2		1:27.254	15	<u>23.938</u>	105.9	<u>43.883</u>	111.5	<u>14.648</u>	<u>101.4</u>		<u>1:22.469</u>
8	24.436	102.0	46.435	109.0				1:30.002	16								

14 Richard Meins (T2C)									Ford Capri 3.0S								
lap	Sect-1	Speed	Sect-2	Speed	Sect-3	Speed	TopSpeed	laptime pit	lap	Sect-1	Speed	Sect-2	Speed	Sect-3	Speed	Topspeed	laptime pit
1	26.399	89.6	49.809	109.0	20.230	85.4		1:36.438	8	25.271	89.5	46.234	113.4	15.712	98.7		1:27.217
2	26.248	95.5	46.873	111.3	16.360	96.7		1:29.481	9	24.309	104.0	45.564	112.2	15.683	97.6		1:25.556
3	25.453	97.6	46.317	<u>113.5</u>	16.732	97.9		1:28.502	10	24.497	98.8	45.221	110.9	15.580	99.2		1:25.298
4	24.822	95.2	46.008	113.0	16.232	98.7		1:27.062	11	24.474	101.5	<u>44.930</u>	111.8	15.560	<u>99.5</u>		<u>1:24.964</u>
5	24.984	98.3	45.833	107.2	16.408	96.6		1:27.225	12	<u>24.216</u>	<u>105.8</u>	45.595	112.0	15.857	97.6		1:25.668
6	24.548	99.4	45.273	111.7	15.615	97.4		1:25.436	13	24.550	97.1	46.573	113.0	<u>15.342</u>	98.7		1:26.465
7	24.920	92.3	47.049	113.4	15.974	97.9		1:27.943	14	25.486	86.3	48.991	104.6				1:36.750

15 Henry Mann (H1A)									Ford Escort Mk1								
lap	Sect-1	Speed	Sect-2	Speed	Sect-3	Speed	TopSpeed	laptime pit	lap	Sect-1	Speed	Sect-2	Speed	Sect-3	Speed	Topspeed	laptime pit
1	24.691	93.3	45.880	109.3	15.752	98.6		1:26.323	6	23.947	100.2	45.571	111.8				1:30.292
2	25.002	78.8	49.636	103.9	16.580	98.7		1:31.218	7	Out	87.1	50.228	95.4	17.256	89.7		4:55.948 P
3	24.940	100.7	47.535	<u>113.0</u>	15.638	98.6		1:28.113	8	25.937	96.3	47.565	105.2	16.917	87.9		1:30.419
4	23.921	105.4	<u>44.237</u>	110.2	<u>15.261</u>	99.3		1:23.419	9	27.386	97.6	49.878	80.3				1:39.354
5	<u>23.597</u>	<u>106.4</u>	44.437	110.4	15.339	<u>100.5</u>		<u>1:23.373</u>	10								

16 Young-Smith (H1N)									Datsun 240Z								
lap	Sect-1	Speed	Sect-2	Speed	Sect-3	Speed	TopSpeed	laptime pit	lap	Sect-1	Speed	Sect-2	Speed	Sect-3	Speed	Topspeed	laptime pit
1	24.410	102.3	44.227	109.3	16.187	102.0		1:24.824	9	23.341	95.6	42.734	116.3				1:25.924
2	23.799	96.9	45.160	<u>117.1</u>	17.050	102.3		1:26.009	10		88.5	45.918	112.6	15.881	102.0		2:42.762 P
3	23.800	103.8	43.074	116.9	14.485	106.4		1:21.359	11	23.756	98.1	43.884	116.3	15.507	102.6		1:23.147
4	<u>22.756</u>	<u>110.9</u>	42.334	116.3	15.110	<u>106.5</u>		1:20.200	12	23.559	102.4	43.972	113.5	15.083	102.5		1:22.614
5	23.275	90.1	43.196	116.1	14.324	106.0		1:20.795	13	23.705	103.0	43.768	112.8	15.317	101.3		1:22.790
6	23.342	90.3	42.935	115.5	14.180	<u>106.5</u>		1:20.457	14	23.261	104.5	46.056	113.4	14.542	103.7		1:23.859
7	22.948	108.8	<u>41.407</u>	116.3	14.840	103.7		1:19.195	15	23.904	91.6	43.167	112.2				1:30.776
8	23.032	106.9	41.718	115.7	<u>14.144</u>	105.7		<u>1:18.894</u>	16								

18 James Thorpe (H2B)									BMW 2002								
lap	Sect-1	Speed	Sect-2	Speed	Sect-3	Speed	TopSpeed	laptime pit	lap	Sect-1	Speed	Sect-2	Speed	Sect-3	Speed	Topspeed	laptime pit
1	25.897	94.6	45.773	108.8	17.929	90.6		1:29.599	5	<u>23.588</u>	105.4	44.867	109.5	15.701	96.5		1:24.156
2	25.276	94.2	47.577	106.2	16.453	94.0		1:29.306	6	23.769	<u>109.5</u>	<u>43.636</u>	109.5	<u>14.696</u>	<u>97.6</u>		<u>1:22.101</u>
3	24.942	98.0	47.145	<u>110.0</u>	15.038	<u>97.6</u>		1:27.125	7	23.754	102.9	44.493	109.7				1:30.856
4	23.691	106.4	43.718	108.3	15.287	96.1		1:22.696	8								



Session Start: 09:10:09 - Finish: 09:35:11

Weather/Track Conditions: Bright / Dry

Circuit: Donington Park National

Track Length: 3.185 Km - 1.9791 miles

# Donington Historic Festival - 30 Apr - 2 May 2016

## Historic Touring Car Challenge incorporating the Tony Dron Trophy

### Qualifying - Sector Analysis

19 Peter Mallett (T1C)									Rover SD1 3500S											
lap	Sect-1	Speed	Sect-2	Speed	Sect-3	Speed	TopSpeed	laptime	pit	lap	Sect-1	Speed	Sect-2	Speed	Sect-3	Speed	Topspeed	laptime	pit	
1								1:30.168		7									1:30.022	
2								1:30.157		8									1:30.184	
3								1:29.646		9									1:31.609	
4								1:29.339		10									1:30.461	
5								1:29.815		11									1:29.199	
6								1:30.788		12									1:30.559	

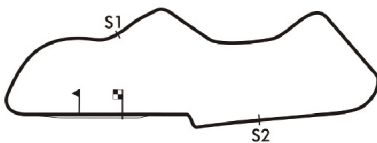
20 Keen-Blackburn (H2C)									Ford Capri											
lap	Sect-1	Speed	Sect-2	Speed	Sect-3	Speed	TopSpeed	laptime	pit	lap	Sect-1	Speed	Sect-2	Speed	Sect-3	Speed	Topspeed	laptime	pit	
1	27.934	85.5	48.297	109.3	17.212	94.0		1:33.443		9	25.657	95.1	46.420	114.5	15.832	99.6			1:27.909	
2	25.008	90.2	47.145	108.3	17.048	95.4		1:29.201		10	25.135	96.7	45.915	112.6	15.796	100.5			1:26.846	
3	24.835	94.7	45.488	112.8	16.060	99.5		1:26.383		11	26.164	91.4	45.788	113.2	15.542	100.6			1:27.494	
4	24.406	92.6	46.167	110.9	15.757	98.3		1:26.330		12	24.554	103.5	45.770	114.1	15.582	99.6			1:25.906	
5	24.676	91.6	45.601	113.5	15.894	96.3		1:26.171		13	24.938	101.5	44.928	113.5	15.568	100.2			1:25.434	
6	24.821	95.0	45.041	112.2	16.028	96.9		1:25.890		14	24.696	96.7	45.579	113.4	16.268	99.8			1:26.543	
7	25.312	86.8	50.675	105.7				1:37.954		15	25.042	98.0	45.270	113.2	15.821	100.5			1:26.133	
8		90.7	49.879	111.1	16.627	97.3		2:34.599	P	16	24.574	102.9	46.186	112.6	15.751	99.0			1:26.511	

21 Bryant-Bryant (T2D)									Chevrolet Camaro Z28											
lap	Sect-1	Speed	Sect-2	Speed	Sect-3	Speed	TopSpeed	laptime	pit	lap	Sect-1	Speed	Sect-2	Speed	Sect-3	Speed	Topspeed	laptime	pit	
1	31.097	79.8	50.215	95.6	17.947	93.0		1:39.259		8	23.101	100.9	42.868	127.8	14.580	113.5			1:20.549	
2	27.232	84.7	46.350	119.4	15.899	108.1		1:29.481		9	22.789	104.8	42.738	119.6	14.929	113.2			1:20.456	
3	24.563	89.6	44.662	114.3	15.637	110.6		1:24.862		10	25.691	89.0	48.009	125.2	14.591	113.2			1:28.291	
4	24.570	94.2	44.103	120.7	15.375	111.8		1:24.048		11	22.981	102.7	47.404	103.7	15.602	113.5			1:25.987	
5	25.133	85.4	44.916	113.4				1:31.623		12	22.531	106.8	42.207	129.7	14.322	113.2			1:19.060	
6		88.9	46.591	113.4	15.629	110.7		4:03.026	P	13	26.148	84.5	57.719	67.2					1:49.627	
7	23.309	102.7	43.330	122.6	14.953	113.0		1:21.592		14										

22 Edwards-Edwards (T1B)									Triumph Dolomite Sprint											
lap	Sect-1	Speed	Sect-2	Speed	Sect-3	Speed	TopSpeed	laptime	pit	lap	Sect-1	Speed	Sect-2	Speed	Sect-3	Speed	Topspeed	laptime	pit	
1	28.004	88.0	52.484	103.4	17.760	88.4		1:38.248		6	26.158	95.2	48.676	113.4	16.687	94.3			1:31.521	
2	27.780	85.9	51.006	102.3	19.939	90.4		1:38.725		7	25.812	108.5	47.699	116.9	15.988	92.4			1:29.499	
3	28.343	75.8	53.080	99.0	17.006	90.9		1:38.429		8	26.026	91.3	47.796	104.2	16.204	94.3			1:30.026	
4	26.339	85.1	50.840	99.6				1:42.193		9	25.557	97.0	48.654	115.3	16.234	92.1			1:30.445	
5		98.0	50.600	113.0	16.743	89.3		3:43.316	P	10	29.255	84.1	52.644	109.5					1:46.530	

24 Robert Crofton (H1N)									Datsun 240Z											
lap	Sect-1	Speed	Sect-2	Speed	Sect-3	Speed	TopSpeed	laptime	pit	lap	Sect-1	Speed	Sect-2	Speed	Sect-3	Speed	Topspeed	laptime	pit	
1	28.486	80.7	51.157	100.6	17.612	85.6		1:37.255		9	25.486	105.8	50.109	98.9	16.438	94.8			1:32.033	
2	27.362	89.2	48.791	105.4	16.649	89.9		1:32.802		10	25.444	100.0	48.995	79.9	17.616	94.6			1:32.055	
3	25.967	98.1	48.248	106.4	16.042	92.4		1:30.257		11	24.993	103.3	46.563	107.0	15.483	95.0			1:27.039	
4	25.607	96.9	46.899	108.4	15.850	94.6		1:28.356		12	24.537	107.9	44.926	108.1	15.367	96.1			1:24.830	
5	28.888	88.0	51.151	101.3	16.984	92.7		1:37.023		13	24.386	105.3	44.724	108.3	15.056	95.6			1:24.166	
6	26.135	102.4	47.315	105.7	16.553	91.1		1:30.003		14	24.276	108.6	44.923	108.6	15.015	94.7			1:24.214	
7	26.356	95.0	47.601	104.4	16.308	91.9		1:30.265		15	27.561	91.8	49.928	84.6	18.165	79.0			1:35.654	
8	25.195	104.1	46.507	107.7	15.997	92.1		1:27.699		16										

25 Adrian Brady (H2C)									BMW 3.0 CSL											
lap	Sect-1	Speed	Sect-2	Speed	Sect-3	Speed	TopSpeed	laptime	pit	lap	Sect-1	Speed	Sect-2	Speed	Sect-3	Speed	Topspeed	laptime	pit	
1	30.937	73.4	55.777	91.7	19.749	94.7		1:46.463		7	23.957	100.0	46.288	115.3	16.024	106.2			1:26.269	
2	26.881	85.3	54.102	99.2	18.191	91.0		1:39.174		8	23.462	105.1	44.239	117.3	15.278	104.9			1:22.979	
3	27.316	94.8	49.191	100.0	20.604	88.8		1:37.111		9	23.816	101.3	45.466	109.1	16.513	100.0			1:25.795	
4	27.323	97.8	47.632	104.1	16.727	98.2		1:31.682		10	23.939	104.3	44.375	97.0	17.963	94.8			1:26.277	
5	25.996	93.9	47.137	111.3	15.329	99.8		1:28.462		11	26.138	102.4	49.278	91.4	16.128	104.9			1:31.544	
6	24.355	100.2	45.488	114.1	15.582	104.4		1:25.425		12	24.192	103.0	47.975	104.7					1:36.253	



Session Start: 09:10:09 - Finish: 09:35:11

Weather/Track Conditions: Bright / Dry

Circuit: Donington Park National

Track Length: 3.185 Km - 1.9791 miles

# Donington Historic Festival - 30 Apr - 2 May 2016

## Historic Touring Car Challenge incorporating the Tony Dron Trophy

### Qualifying - Sector Analysis

27 Richard Postins (H3C)									Austin Rover										
lap	Sect-1	Speed	Sect-2	Speed	Sect-3	Speed	TopSpeed	laptime	pit	lap	Sect-1	Speed	Sect-2	Speed	Sect-3	Speed	Topspeed	laptime	pit
1	24.309	109.0	44.682	113.5	14.318	104.2		1:23.309		7		107.3	45.231	111.8	In			2:57.855	P
2	24.350	109.0	44.023	110.7	15.078	101.1		1:23.451		8		98.0	43.785	114.1	15.238	98.4		3:41.530	P
3	23.290	109.2	44.581	112.2	15.304	101.3		1:23.175		9	23.707	108.5	43.345	112.8	17.663	90.0		1:24.715	
4	23.835	103.2	43.590	113.5	17.617	89.2		1:25.042		10	24.408	108.8	47.716	110.6	14.589	100.0		1:26.713	
5	24.316	105.9	44.722	110.6	14.991	100.9		1:24.029		11	23.822	104.3	43.930	111.8	14.926	101.9		1:22.678	
6	23.922	106.6	43.701	111.8				1:27.167		12	24.044	109.2	50.252	90.6				1:33.279	

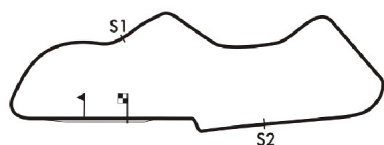
31 Les Ely (H2B)									BMW 2000										
lap	Sect-1	Speed	Sect-2	Speed	Sect-3	Speed	TopSpeed	laptime	pit	lap	Sect-1	Speed	Sect-2	Speed	Sect-3	Speed	Topspeed	laptime	pit
1	25.779	96.0	46.327	108.8	15.979	95.1		1:28.085		6	24.863	101.6	45.468	109.5	16.734	92.5		1:27.065	
2	25.500	98.7	45.574	108.1	16.940	95.2		1:28.014		7	25.056	100.2	45.281	109.3	15.170	95.1		1:25.507	
3	26.017	84.0	49.894	109.0	15.995	95.1		1:31.906		8	24.684	98.1	45.419	101.1	16.201	93.6		1:26.304	
4	25.205	99.0	45.313	109.7	15.867	93.4		1:26.385		9	24.774	94.3	46.621	107.6				1:32.713	
5	24.678	101.5	45.635	110.2	15.433	94.2		1:25.746		10									

32 Bill Cutler (H2C)									BMW 535										
lap	Sect-1	Speed	Sect-2	Speed	Sect-3	Speed	TopSpeed	laptime	pit	lap	Sect-1	Speed	Sect-2	Speed	Sect-3	Speed	Topspeed	laptime	pit
1	32.049	75.5	54.988	94.2	19.708	88.7		1:46.745		9	26.295	90.5	46.848	111.5	15.395	99.9		1:28.538	
2	28.108	84.4	51.201	100.5	17.404	96.9		1:36.713		10	25.605	91.0	46.905	111.8	16.448	97.9		1:28.958	
3	27.293	86.8	49.853	109.1	16.297	97.6		1:33.443		11	26.162	81.7	49.274	111.1	15.527	96.1		1:30.963	
4	26.873	83.2	48.832	110.4	16.135	99.5		1:31.840		12	26.105	87.7	51.230	107.6	15.452	99.0		1:32.787	
5	25.566	94.6	48.280	109.7	16.418	100.3		1:30.264		13	25.461	92.0	48.525	104.4	17.834	93.8		1:31.820	
6	25.461	87.6	47.345	111.8	15.538	99.2		1:28.344		14	25.495	89.6	47.828	110.0	16.192	97.2		1:29.515	
7	25.538	90.3	48.081	111.5	16.050	95.8		1:29.669		15	26.827	85.1	52.990	83.0				1:46.766	
8	26.155	88.9	47.647	106.7	15.956	99.3		1:29.758		16									

34 Watts-Swift (H3B)									MG Metro Turbo										
lap	Sect-1	Speed	Sect-2	Speed	Sect-3	Speed	TopSpeed	laptime	pit	lap	Sect-1	Speed	Sect-2	Speed	Sect-3	Speed	Topspeed	laptime	pit
1								2:44.615		6								1:20.710	
2								1:20.530		7								1:23.861	
3								4:24.564		8								1:18.427	
4								1:21.320		9								1:22.064	
5								1:21.211		10								1:20.029	

37 Mike Luck (H2B)									BMW 2002ti										
lap	Sect-1	Speed	Sect-2	Speed	Sect-3	Speed	TopSpeed	laptime	pit	lap	Sect-1	Speed	Sect-2	Speed	Sect-3	Speed	Topspeed	laptime	pit
1	26.502	94.8	47.643	101.9	18.647	80.5		1:32.792		7	24.077	107.3	44.266	107.9	15.148	97.4		1:23.491	
2	26.730	95.5	48.096	103.9	19.787	86.7		1:34.613		8	24.149	106.4	44.103	108.8	15.290	98.6		1:23.542	
3	25.829	94.4	48.410	105.2	15.832	94.4		1:30.071		9	23.894	106.6	43.484	105.7	15.403	98.7		1:22.781	
4	24.561	104.6	44.903	107.4				1:30.740		10	24.603	102.7	43.961	108.6	14.874	98.0		1:23.438	
5		97.0	45.625	106.5	15.935	95.9		3:41.727	P	11	23.893	110.4	43.435	108.3	14.873	98.0		1:22.201	
6	24.165	105.4	45.402	107.7	15.276	97.7		1:24.843		12	23.559	109.3	48.541	92.5				1:34.828	

41 Pochciol-Hanson (H2C)									Ford Capri										
lap	Sect-1	Speed	Sect-2	Speed	Sect-3	Speed	TopSpeed	laptime	pit	lap	Sect-1	Speed	Sect-2	Speed	Sect-3	Speed	Topspeed	laptime	pit
1	25.079	100.7	47.090	110.4	17.965	90.4		1:30.134		8	25.241	93.2	45.332	113.2	16.233	99.2		1:26.806	
2	24.921	97.4	45.804	113.4	16.255	97.7		1:26.980		9	24.823	95.2	45.429	111.7	15.611	100.2		1:25.863	
3	24.799	104.3	44.879	113.7	15.260	99.3		1:24.938		10	24.583	100.4	45.709	109.0	16.034	98.4		1:26.326	
4	24.202	107.6	45.517	111.5				1:28.556		11	24.656	100.4	45.791	111.8	15.374	100.6		1:25.821	
5	Out	90.2	47.499	112.2	15.625	100.0		4:05.925	P	12	24.445	96.3	45.370	99.8				1:32.599	
6	24.541	98.8	45.716	112.6	16.008	100.0		1:26.265		13	Out	91.6	46.536	110.2	16.235	88.2		3:10.922	P
7	24.630	93.4	46.246	114.1	15.838	99.9		1:26.714		14									



**Session Start: 09:10:09 - Finish: 09:35:11**  
**Weather/Track Conditions: Bright / Dry**  
**Circuit: Donington Park National**  
**Track Length: 3.185 Km - 1.9791 miles**



# Donington Historic Festival - 30 Apr - 2 May 2016

## Historic Touring Car Challenge incorporating the Tony Dron Trophy

### Qualifying - Sector Analysis

42 Tom Pochciol (H2C)									Ford Capri								
lap	Sect-1	Speed	Sect-2	Speed	Sect-3	Speed	TopSpeed	laptime pit	lap	Sect-1	Speed	Sect-2	Speed	Sect-3	Speed	Topspeed	laptime pit
1	25.930	84.4	45.144	120.9	14.884	107.2		1:25.958	7	22.917	99.6	45.894	118.8	14.650	108.4		1:23.461
2	22.972	109.5	44.748	<u>123.3</u>				1:26.060	8	22.571	113.1	44.037	121.5	14.416	107.6		1:21.024
3		82.4	48.408	116.9	16.070	100.5		5:52.906 P	9	22.808	103.5	44.703	120.5	14.476	109.0		1:21.987
4	23.925	100.2	45.237	120.2				1:27.781	10	<u>22.266</u>	<u>115.1</u>	<u>42.285</u>	<u>122.2</u>	<u>14.135</u>	<u>109.5</u>		<u>1:18.686</u>
5		83.1	44.530	119.8	14.429	106.9		2:18.402 P	11	23.418	111.7	44.200	99.9				1:28.693
6	22.556	113.0	42.447	122.2	14.380	108.6		1:19.383	12								

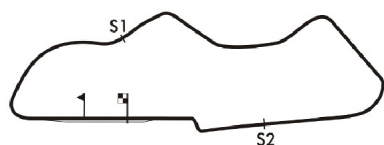
43 Guest-Snowdon (HI N)									Alfa Romeo GTV6								
lap	Sect-1	Speed	Sect-2	Speed	Sect-3	Speed	TopSpeed	laptime pit	lap	Sect-1	Speed	Sect-2	Speed	Sect-3	Speed	Topspeed	laptime pit
1	26.314	94.7	46.575	104.6	16.945	89.1		1:29.834	8	25.648	94.4	46.382	<u>107.2</u>	15.777	94.4		1:27.807
2	26.232	94.3	46.443	105.7	16.913	92.6		1:29.588	9	25.197	99.0	46.613	106.7	15.714	94.6		1:27.524
3	25.703	98.3	47.761	103.6	16.426	92.9		1:29.890	10	25.110	<u>102.3</u>	<u>45.733</u>	106.4	16.125	94.4		1:26.968
4	25.801	95.6	46.018	104.9	16.269	92.9		1:28.088	11	25.848	99.6	46.443	106.7	15.765	<u>97.3</u>		1:28.056
5	25.453	99.9	46.470	105.4	16.931	90.1		1:28.854	12	<u>25.089</u>	100.6	45.769	106.7	<u>15.554</u>	96.3		<u>1:26.412</u>
6	30.970	69.9	56.059	91.0				1:49.121	13	25.912	89.2	48.564	91.9				1:38.687
7		92.9	47.099	106.7	16.396	93.1		3:27.006 P	14								

44 Morris-Shephard (T2B)									Volkswagen Golf GTi								
lap	Sect-1	Speed	Sect-2	Speed	Sect-3	Speed	TopSpeed	laptime pit	lap	Sect-1	Speed	Sect-2	Speed	Sect-3	Speed	Topspeed	laptime pit
1	25.659	92.4	48.453	105.9	17.386	91.4		1:31.498	8	25.901	82.8	46.085	105.2	15.253	95.0		1:27.239
2	25.318	93.8	49.928	107.6	16.546	88.1		1:31.792	9	25.018	98.4	45.710	104.2	15.911	92.0		1:26.639
3	26.213	81.6	47.093	<u>107.7</u>	16.288	95.2		1:29.594	10	24.675	104.9	46.156	104.1	16.233	94.2		1:27.064
4	25.542	98.6	48.423	105.7	17.080	92.0		1:31.045	11	24.740	102.7	46.961	106.4	15.374	94.2		1:27.075
5	25.402	95.8	46.428	106.0				1:34.353	12	26.180	99.0	45.392	106.0	15.423	95.0		1:26.995
6		73.0	51.645	103.1	16.290	93.0		3:47.899 P	13	<u>24.492</u>	<u>105.4</u>	45.451	104.7	15.668	93.5		<u>1:25.611</u>
7	25.322	97.7	<u>45.345</u>	104.9	16.231	<u>95.4</u>		1:26.898	14	25.073	101.6	45.482	106.0	16.075	93.3		1:26.630

46 Lillywhite-Bennett-Baggs (T1B)									Triumph Dolomite Sprint								
lap	Sect-1	Speed	Sect-2	Speed	Sect-3	Speed	TopSpeed	laptime pit	lap	Sect-1	Speed	Sect-2	Speed	Sect-3	Speed	Topspeed	laptime pit
1	29.289	81.4	52.610	107.7	19.498	88.5		1:41.397	8	26.772	<u>88.7</u>	50.734	102.5	17.725	93.9		1:35.231
2	27.864	84.9	52.767	104.7	17.410	93.1		1:38.041	9	26.766	87.7	51.197	112.6	17.544	93.5		1:35.507
3	28.217	79.5	50.385	112.2	17.256	94.3		1:35.858	10	27.011	82.4	51.158	111.5	17.516	94.0		1:35.685
4	28.364	83.4	50.872	102.0	17.638	91.5		1:36.874	11	<u>26.478</u>	85.9	50.009	<u>115.7</u>	<u>17.163</u>	<u>95.5</u>		1:33.650
5	27.737	82.4	52.426	96.5				1:42.151	12	27.091	85.0	51.496	93.0	19.958	87.6		1:38.545
6		79.0	52.932	87.2	18.289	91.5		3:23.655 P	13	26.867	87.0	49.626	104.9	17.323	94.2		1:33.816
7	27.883	80.7	50.887	111.5	18.279	92.9		1:37.049	14	26.527	86.3	<u>48.841</u>	107.6	17.400	93.4		<u>1:32.768</u>

53 Caton-Green (H2C)									Ford Capri								
lap	Sect-1	Speed	Sect-2	Speed	Sect-3	Speed	TopSpeed	laptime pit	lap	Sect-1	Speed	Sect-2	Speed	Sect-3	Speed	Topspeed	laptime pit
1	27.168	87.1	49.584	88.6	17.119	102.3		1:33.871	9	24.244	103.3	45.009	113.7	16.301	94.2		1:25.554
2	25.165	95.9	46.312	109.8	16.675	98.6		1:28.152	10	24.439	110.0	<u>43.122</u>	116.3	15.781			1:23.342
3	25.211	92.6	49.284	106.2	16.109	101.9		1:30.604	11	24.639	97.4	47.359	<u>117.1</u>	<u>14.805</u>	<u>106.0</u>		1:26.803
4	24.160	99.1	44.679	111.8	15.519	103.3		1:24.358	12	24.390	108.3	44.251	115.1	15.093	105.2		1:23.734
5	24.059	99.4	44.510	111.5	15.241	103.4		1:23.810	13	23.869	93.7	44.036	116.5	14.943	105.2		1:22.848
6	23.655	104.3	43.882	116.7	14.941	104.2		1:22.478	14	24.377	108.6	44.349	115.1	14.981	104.4		1:23.707
7	23.677	103.2	45.073	113.4				1:27.266	15	<u>23.649</u>	<u>114.5</u>	43.713	115.9	15.012	104.7		<u>1:22.374</u>
8		95.5	45.321	114.5	15.966	104.6		3:37.195 P	16								

55 Mullen-Blakeney-Edwards (H2C)									BMW 3.0 CSL								
lap	Sect-1	Speed	Sect-2	Speed	Sect-3	Speed	TopSpeed	laptime pit	lap	Sect-1	Speed	Sect-2	Speed	Sect-3	Speed	Topspeed	laptime pit
1	25.074	90.2	47.133	116.3	15.893	103.3		1:28.100	7	23.770	106.9	43.179	116.7	15.392	103.0		1:22.341
2	24.189	91.0	45.780	118.5	15.076	104.1		1:25.045	8	23.303	103.2	44.349	117.3	14.890	104.1		1:22.542
3	23.916	97.3	45.730	114.9	15.067	104.7		1:24.713	9	23.200	104.5	42.774	116.1	14.887	104.4		1:20.861
4	23.909	95.0	44.469	<u>119.4</u>	14.788	105.9		1:23.166	10	<u>22.884</u>	107.9	43.360	117.7	14.560	106.7		1:20.804
5	24.699	95.9	44.852	116.1				1:29.768	11	23.286	<u>112.4</u>	<u>41.959</u>	117.9	14.534	106.2		1:19.779
6		95.9	44.005	113.7	15.588	101.6		2:29.783 P	12	23.207	93.9	42.030	118.1	<u>14.521</u>	<u>107.4</u>		<u>1:19.758</u>



**Session Start: 09:10:09 - Finish: 09:35:11**  
**Weather/Track Conditions: Bright / Dry**  
**Circuit: Donington Park National**  
**Track Length: 3.185 Km - 1.9791 miles**

# Donington Historic Festival - 30 Apr - 2 May 2016

## Historic Touring Car Challenge incorporating the Tony Dron Trophy

### Qualifying - Sector Analysis

63 Steve Jones (T2A)									Mini 1275GT											
lap	Sect-1	Speed	Sect-2	Speed	Sect-3	Speed	TopSpeed	laptime	pit	lap	Sect-1	Speed	Sect-2	Speed	Sect-3	Speed	Topspeed	laptime	pit	
1	27.533	90.5	51.714	99.3	16.886	89.9		1:36.133		5	26.600	<u>97.4</u>	49.379	<u>100.5</u>	16.432	90.5			1:32.411	
2	27.951	80.0	52.993	99.9	16.605	90.5		1:37.549		6	26.483	96.3	<u>49.026</u>	98.7	16.758	<u>90.7</u>			<u>1:32.267</u>	
3	26.516	94.3	49.191	97.2	16.694	90.0		1:32.401		7	26.722	94.1	53.962	90.3					1:44.630	
4	<u>26.449</u>	95.5	50.451	99.5	16.438	90.1		1:33.338		8										

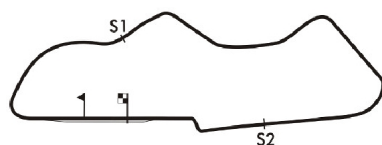
65 Tom Pead (H2A)									BMW 1600Ti											
lap	Sect-1	Speed	Sect-2	Speed	Sect-3	Speed	TopSpeed	laptime	pit	lap	Sect-1	Speed	Sect-2	Speed	Sect-3	Speed	Topspeed	laptime	pit	
1	27.053	90.0	48.676	101.1	18.477	90.5		1:34.206		8	26.353	91.9	47.174	105.5	16.539	91.7			1:30.066	
2	25.971	92.4	49.500	106.5	16.904	94.3		1:32.375		9	25.481	97.0	46.615	104.4	16.939	93.3			1:29.035	
3	26.792	88.0	47.591	106.4	17.508	95.0		1:31.891		10	25.413	<u>99.9</u>	46.638	106.4	<u>16.087</u>	93.0			1:28.138	
4	25.689	97.3	48.633	<u>107.2</u>	16.321	<u>96.6</u>		1:30.643		11	<u>25.227</u>	95.9	<u>45.992</u>	105.2	16.246	93.4			<u>1:27.465</u>	
5	25.450	93.0	46.277	<u>107.2</u>				1:35.437		12	25.844	94.1	46.779	104.2	16.432	91.2			1:29.055	
6		84.4	48.095	106.4	16.790	91.0		3:17.667	P	13	25.905	97.3	46.798	104.7					1:34.301	
7	25.899	90.4	48.615	105.7	16.467	93.0		1:30.981		14										

66 Whale-Whale (H4C)									BMW M3 E30											
lap	Sect-1	Speed	Sect-2	Speed	Sect-3	Speed	TopSpeed	laptime	pit	lap	Sect-1	Speed	Sect-2	Speed	Sect-3	Speed	Topspeed	laptime	pit	
1	24.515	105.1	43.472	121.1	14.511	107.6		1:22.498		9	22.745	109.9	43.852	121.8	14.234	105.9			1:20.831	
2	23.255	105.4	42.121	<u>124.7</u>	15.137	106.9		1:20.513		10	22.483	112.4	41.652	122.9	14.008	107.4			1:18.143	
3	22.963	106.9	41.524	<u>124.7</u>	14.413	<u>109.7</u>		1:18.900		11	<u>22.011</u>	<u>115.1</u>	40.813	123.8	14.142	106.4			1:16.966	
4	22.653	107.3	43.064	123.5	15.155	107.7		1:20.872		12	22.162	108.8	41.625	124.2	14.097	108.8			1:17.884	
5	22.478	107.3	42.137	<u>124.7</u>	15.653	102.3		1:20.268		13	22.144	108.8	43.233	123.5	13.700	109.5			1:19.077	
6	23.102	107.3	41.121	124.5	14.049	109.5		1:18.272		14	22.018	104.3	<u>40.797</u>	123.8	<u>13.566</u>	109.0			<u>1:16.381</u>	
7	23.627	98.1	46.002	99.2				1:31.757		15	24.965	93.4	45.342	110.6					1:29.552	
8		101.6	43.443	120.7	15.720	101.3		3:31.854	P	16										

68 Mark Wright (H2B)									Ford Escort RS1800											
lap	Sect-1	Speed	Sect-2	Speed	Sect-3	Speed	TopSpeed	laptime	pit	lap	Sect-1	Speed	Sect-2	Speed	Sect-3	Speed	Topspeed	laptime	pit	
1	24.026	106.3	44.211	117.9	14.752	103.1		1:22.989		6	23.266	<u>116.0</u>	41.620	<u>120.7</u>	<u>14.351</u>	103.3			1:19.237	
2	23.293	112.4	41.930	119.8	15.221	102.8		1:20.444		7	22.947	92.4	42.420	119.6	15.822	103.6			1:21.189	
3	<u>22.655</u>	107.3	<u>41.136</u>	116.7	14.967	<u>106.4</u>		1:18.758		8	22.919	106.3	41.263	119.6	14.386	105.7			<u>1:18.568</u>	
4	22.805	112.0	42.075	<u>120.7</u>				1:24.588		9	23.268	103.2	41.359	120.0	14.384	103.0			1:19.011	
5		102.0	42.423	118.5	14.462	104.4		13:21.768	P	10										

74 Bruce-Harvey (T1C)									Rover SD1											
lap	Sect-1	Speed	Sect-2	Speed	Sect-3	Speed	TopSpeed	laptime	pit	lap	Sect-1	Speed	Sect-2	Speed	Sect-3	Speed	Topspeed	laptime	pit	
1								3:00.134		6									<u>1:18.498</u>	
2								1:27.862		7									1:29.324	
3								1:27.368		8									1:22.330	
4								4:31.802		9									1:28.686	
5								1:28.581		10									1:22.335	

75 Mestdagh-Thibaut (H2C)									BMW 3.0 CSL											
lap	Sect-1	Speed	Sect-2	Speed	Sect-3	Speed	TopSpeed	laptime	pit	lap	Sect-1	Speed	Sect-2	Speed	Sect-3	Speed	Topspeed	laptime	pit	
1	31.435	72.2	54.827	105.9	17.775	95.0		1:44.037		6	23.543	114.9	43.662	113.7	<u>14.405</u>	102.2			1:21.610	
2	25.617	91.2	50.010	103.1				1:36.478		7	23.161	<u>120.8</u>	<u>42.645</u>	<u>115.1</u>	14.430	<u>102.5</u>			<u>1:20.236</u>	
3		89.7	48.532	108.1	16.010	98.4		4:26.484	P	8	<u>22.878</u>	119.7	42.648	114.5	15.188	97.3			1:20.714	
4	25.051	106.1	44.927	112.8	14.772	101.3		1:24.750		9	29.150	86.7	55.734	75.0					1:50.389	
5	23.813	114.9	43.489	112.4	14.496	<u>102.5</u>		1:21.798		10										



**Session Start: 09:10:09 - Finish: 09:35:11**  
**Weather/Track Conditions: Bright / Dry**  
**Circuit: Donington Park National**  
**Track Length: 3.185 Km - 1.9791 miles**

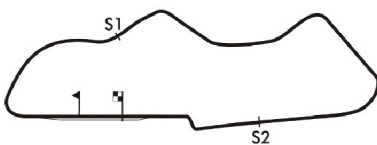
# Donington Historic Festival - 30 Apr - 2 May 2016

## Historic Touring Car Challenge incorporating the Tony Dron Trophy

### Qualifying - Sector Analysis

81 Whitaker-Reuben (T2C)									Ford Capri								
lap	Sect-1	Speed	Sect-2	Speed	Sect-3	Speed	TopSpeed	laptime pit	lap	Sect-1	Speed	Sect-2	Speed	Sect-3	Speed	Topspeed	laptime pit
1								1:27.343	8								1:27.580
2								1:43.192	9								1:34.018
3								1:28.565	10								1:26.793
4								1:24.993	11								1:28.324
5								4:57.496	12								1:27.752
6								1:30.253	13								1:27.892
7								1:29.482	14								1:29.729

123 Ric Wood (H2C)									Ford Capri								
lap	Sect-1	Speed	Sect-2	Speed	Sect-3	Speed	TopSpeed	laptime pit	lap	Sect-1	Speed	Sect-2	Speed	Sect-3	Speed	Topspeed	laptime pit
1	27.314	87.1	48.553	101.1	17.379	98.3		1:33.246	9	24.726	91.6	44.589	111.3	15.259	100.9		1:24.574
2	26.283	86.3	48.827	105.9	16.299	97.9		1:31.409	10	23.955	98.1	44.277	107.7	16.006	102.5		1:24.238
3	25.145	91.0	48.165	99.0				1:34.141	11	24.691	98.3	43.828	109.1	15.217	102.2		1:23.736
4	Out	78.9	50.103	109.5	16.191	99.3		3:32.476 P	12	23.897	98.8	44.970	112.6	16.065	101.4		1:24.932
5	24.423	95.5	44.962	113.2	15.656	103.1		1:25.041	13	23.582	99.9	44.962	110.6	16.311	99.5		1:24.855
6	24.524	93.2	44.626	114.9	15.461	102.8		1:24.611	14	23.690	100.0	43.268	113.0	15.952	102.2		1:22.910
7	24.708	91.3	48.701	113.2	15.038	103.7		1:28.447	15	23.604	101.5	42.824	118.8	14.737	105.9		1:21.165
8	24.713	90.5	44.815	110.9	15.221	102.2		1:24.749	16								



Session Start: 09:10:09 - Finish: 09:35:11

Weather/Track Conditions: Bright / Dry

Circuit: Donington Park National

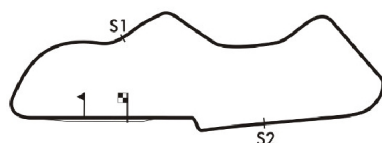
Track Length: 3.185 Km - 1.9791 miles

# Donington Historic Festival - 30 Apr - 2 May 2016

## Historic Touring Car Challenge incorporating the Tony Dron Trophy

### Qualifying - Best Sector Times

POS	NO	DRIVER/S	Sector 1			Sector 2			Sector 3			IDEAL LAP	BEST LAP	On
			TIME	LAP	POS	TIME	LAP	POS	TIME	LAP	POS			
1	10	Mark Smith	21.222	15	1	40.168	13	1	13.318	15	1	1:14.708	<b>1:14.763</b>	<b>15</b>
2	66	Whale-Whale	22.011	11	2	40.797	14	2	13.566	14	2	1:16.374	<b>1:16.381</b>	<b>14</b>
3	7	Garrett-Hall	22.533	14	5	41.319	14	5	14.161	13	5	1:18.013	<b>1:18.136</b>	<b>14</b>
4	34	Watts-Swift											<b>1:18.427</b>	<b>8</b>
5	74	Bruce-Harvey											<b>1:18.498</b>	<b>6</b>
6	68	Mark Wright	22.655	3	6	41.136	3	4	14.351	6	8	1:18.142	<b>1:18.568</b>	<b>8</b>
7	42	Tom Pochciol	22.266	10	3	42.285	10	9	14.135	10	3	1:18.686	<b>1:18.686</b>	<b>10</b>
8	16	Young-Smith	22.756	4	7	41.407	7	6	14.144	8	4	1:18.307	<b>1:18.894</b>	<b>8</b>
9	21	Bryant-Bryant	22.531	12	4	42.207	12	8	14.322	12	7	1:19.060	<b>1:19.060</b>	<b>12</b>
10	3	Ward-Soper	22.905	2	10	40.942	2	3	14.900	1	18	1:18.747	<b>1:19.454</b>	<b>2</b>
11	55	Mullen-Blakeney-Edwards	22.884	10	9	41.959	11	7	14.521	12	10	1:19.364	<b>1:19.758</b>	<b>12</b>
12	75	Mestdagh-Thibaut	22.878	8	8	42.645	7	10	14.405	6	9	1:19.928	<b>1:20.236</b>	<b>7</b>
13	123	Ric Wood	23.582	13	15	42.824	15	11	14.737	15	15	1:21.143	<b>1:21.165</b>	<b>15</b>
14	9	Clark-Neal	23.292	7	12	43.680	6	17	14.651	6	13	1:21.623	<b>1:21.834</b>	<b>6</b>
15	4	Williams-Williams	24.086	13	21	43.033	9	12	14.592	13	11	1:21.711	<b>1:22.096</b>	<b>13</b>
16	18	James Thorpe	23.588	5	16	43.636	6	16	14.696	6	14	1:21.920	<b>1:22.101</b>	<b>6</b>
17	37	Mike Luck	23.559	12	14	43.435	11	15	14.873	11	17	1:21.867	<b>1:22.201</b>	<b>11</b>
18	53	Caton-Green	23.649	15	18	43.122	10	13	14.805	11	16	1:21.576	<b>1:22.374</b>	<b>15</b>
19	12	Brindle-Greensall	23.938	15	20	43.883	15	18	14.648	15	12	1:22.469	<b>1:22.469</b>	<b>15</b>
20	27	Richard Postins	23.290	3	11	43.345	9	14	14.318	1	6	1:20.953	<b>1:22.678</b>	<b>11</b>
21	25	Adrian Brady	23.462	8	13	44.239	8	21	15.278	8	25	1:22.979	<b>1:22.979</b>	<b>8</b>
22	15	Henry Mann	23.597	5	17	44.237	4	20	15.261	4	24	1:23.095	<b>1:23.373</b>	<b>5</b>
23	1	Vickers-Feakins	23.763	6	19	44.172	5	19	15.074	6	20	1:23.009	<b>1:23.748</b>	<b>5</b>
24	24	Robert Crofton	24.276	14	24	44.724	13	22	15.015	14	19	1:24.015	<b>1:24.166</b>	<b>13</b>
25	41	Pochciol-Hanson	24.202	4	22	44.879	3	23	15.260	3	23	1:24.341	<b>1:24.938</b>	<b>3</b>
26	14	Richard Meins	24.216	12	23	44.930	11	25	15.342	13	26	1:24.488	<b>1:24.964</b>	<b>11</b>
27	81	Whitaker-Reuben											<b>1:24.993</b>	<b>4</b>
28	20	Keen-Blackburn	24.406	4	25	44.928	13	24	15.542	11	28	1:24.876	<b>1:25.434</b>	<b>13</b>
29	31	Les Ely	24.678	5	27	45.281	7	26	15.170	7	21	1:25.129	<b>1:25.507</b>	<b>7</b>
30	44	Morris-Shephard	24.492	13	26	45.345	7	27	15.253	8	22	1:25.090	<b>1:25.611</b>	<b>13</b>
31	43	Guest-Snowdon	25.089	12	28	45.733	10	28	15.554	12	29	1:26.376	<b>1:26.412</b>	<b>12</b>
32	65	Tom Pead	25.227	11	29	45.992	11	29	16.087	10	31	1:27.306	<b>1:27.465</b>	<b>11</b>
33	32	Bill Cutler	25.461	6	30	46.848	9	30	15.395	9	27	1:27.704	<b>1:28.344</b>	<b>6</b>
34	19	Peter Mallett		4			5			1			<b>1:29.199</b>	<b>11</b>
35	22	Edwards-Edwards	25.557	9	31	47.699	7	31	15.988	7	30	1:29.244	<b>1:29.499</b>	<b>7</b>
36	63	Steve Jones	26.449	4	32	49.026	6	33	16.432	5	32	1:31.907	<b>1:32.267</b>	<b>6</b>
37	46	Lillywhite-Bennett-Baggs	26.478	11	33	48.841	14	32	17.163	11	34	1:32.482	<b>1:32.768</b>	<b>14</b>
38	11	Allen-Roberts	27.796	10	34	50.584	11	34	17.004	12	33	1:35.384	<b>1:35.438</b>	<b>12</b>



**Session Start: 09:10:09 - Finish: 09:35:11**  
**Weather/Track Conditions: Bright / Dry**  
**Circuit: Donington Park National**  
**Track Length: 3.185 Km - 1.9791 miles**

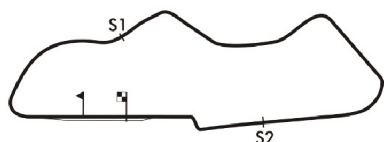


# Donington Historic Festival - 30 Apr - 2 May 2016

## Historic Touring Car Challenge incorporating the Tony Dron Trophy

### Qualifying - Best Sector Speeds

	NO	SECTOR 1	MPH	NO	SECTOR 2	MPH	NO	SECTOR 3	MPH
1	75	Mestdagh-Thibaut	120.8	21	Bryant-Bryant	129.7	10	Mark Smith	114.3
2	10	Mark Smith	118.1	10	Mark Smith	127.8	21	Bryant-Bryant	113.5
3	68	Mark Wright	116.0	3	Ward-Soper	127.5	9	Clark-Neal	111.5
4	42	Tom Pochciol	115.1	66	Whale-Whale	124.7	66	Whale-Whale	109.7
5	66	Whale-Whale	115.1	42	Tom Pochciol	123.3	42	Tom Pochciol	109.5
6	53	Caton-Green	114.5	9	Clark-Neal	122.9	55	Mullen-Blakeney-Edwards	107.4
7	4	Williams-Williams	114.1	68	Mark Wright	120.7	16	Young-Smith	106.5
8	7	Garrett-Hall	112.4	55	Mullen-Blakeney-Edwards	119.4	68	Mark Wright	106.4
9	55	Mullen-Blakeney-Edwards	112.4	123	Ric Wood	118.8	3	Ward-Soper	106.2
10	16	Young-Smith	110.9	25	Adrian Brady	117.3	25	Adrian Brady	106.2
11	37	Mike Luck	110.4	16	Young-Smith	117.1	53	Caton-Green	106.0
12	18	James Thorpe	109.5	53	Caton-Green	117.1	123	Ric Wood	105.9
13	27	Richard Postins	109.2	22	Edwards-Edwards	116.9	27	Richard Postins	104.2
14	24	Robert Crofton	108.6	7	Garrett-Hall	116.7	7	Garrett-Hall	104.1
15	22	Edwards-Edwards	108.5	46	Lillywhite-Bennett-Baggs	115.7	75	Mestdagh-Thibaut	102.5
16	12	Brindle-Greensall	108.1	75	Mestdagh-Thibaut	115.1	12	Brindle-Greensall	101.4
17	41	Pochciol-Hanson	107.6	4	Williams-Williams	114.9	20	Keen-Blackburn	100.6
18	1	Vickers-Feakins	107.1	20	Keen-Blackburn	114.5	41	Pochciol-Hanson	100.6
19	21	Bryant-Bryant	106.8	27	Richard Postins	114.1	15	Henry Mann	100.5
20	15	Henry Mann	106.4	41	Pochciol-Hanson	114.1	32	Bill Cutler	100.3
21	9	Clark-Neal	105.9	14	Richard Meins	113.5	1	Vickers-Feakins	100.2
22	14	Richard Meins	105.8	31	Les Ely	113.4	14	Richard Meins	99.5
23	44	Morris-Shephard	105.4	1	Vickers-Feakins	113.0	37	Mike Luck	98.7
24	25	Adrian Brady	105.1	15	Henry Mann	113.0	4	Williams-Williams	98.0
25	20	Keen-Blackburn	103.5	12	Brindle-Greensall	112.2	18	James Thorpe	97.6
26	43	Guest-Snowdon	102.3	32	Bill Cutler	111.8	43	Guest-Snowdon	97.3
27	31	Les Ely	101.6	18	James Thorpe	110.0	65	Tom Pead	96.6
28	123	Ric Wood	101.5	37	Mike Luck	108.8	24	Robert Crofton	96.1
29	65	Tom Pead	99.9	24	Robert Crofton	108.6	46	Lillywhite-Bennett-Baggs	95.5
30	3	Ward-Soper	98.0	44	Morris-Shephard	107.7	44	Morris-Shephard	95.4
31	63	Steve Jones	97.4	43	Guest-Snowdon	107.2	31	Les Ely	95.2
32	71	Hart-Shepherd	97.0	65	Tom Pead	107.2	22	Edwards-Edwards	94.3
33	32	Bill Cutler	94.6	71	Hart-Shepherd	105.2	63	Steve Jones	90.7
34	11	Allen-Roberts	93.8	63	Steve Jones	100.5	11	Allen-Roberts	83.0
35	46	Lillywhite-Bennett-Baggs	88.7	11	Allen-Roberts	97.0	19	Peter Mallett	0.0
36	19	Peter Mallett	0.0	19	Peter Mallett	0.0	26	White-Bussell	0.0
37	26	White-Bussell	0.0	26	White-Bussell	0.0	34	Watts-Swift	0.0
38	34	Watts-Swift	0.0	34	Watts-Swift	0.0	71	Hart-Shepherd	0.0
39	74	Bruce-Harvey	0.0	74	Bruce-Harvey	0.0	74	Bruce-Harvey	0.0
40	81	Whitaker-Reuben	0.0	81	Whitaker-Reuben	0.0	81	Whitaker-Reuben	0.0



**Session Start: 09:10:09 - Finish: 09:35:11**  
**Weather/Track Conditions: Bright / Dry**  
**Circuit: Donington Park National**  
**Track Length: 3.185 Km - 1.9791 miles**



## Donington Historic Festival - 30 Apr - 2 May 2016

### Historic Touring Car Challenge incorporating the Tony Dron Trophy Race - Starting Grid

Sheet No:

Start Time : 14:30 - Heat Duration : 50 Minutes

19	37	<b>46</b>	Lillywhite-Bennett-Baggs	38	<b>11</b>	Allen-Roberts
18	35	<b>22</b>	Edwards-Edwards	36	<b>63</b>	Steve Jones
17	33	<b>32</b>	Bill Cutler	34	<b>19</b>	Peter Mallett
16	31	<b>43</b>	Guest-Snowdon	32	<b>65</b>	Tom Pead
15	29	<b>31</b>	Les Ely	30	<b>44</b>	Morris-Shephard
14	27	<b>81</b>	Whitaker-Reuben	28	<b>20</b>	Keen-Blackburn
13	25	<b>41</b>	Pochciol-Hanson	26	<b>14</b>	Richard Meins
12	23	<b>1</b>	Vickers-Feakins	24	<b>24</b>	Robert Crofton
11	21	<b>25</b>	Adrian Brady	22	<b>15</b>	Henry Mann
10	19	<b>12</b>	Brindle-Greensall	20	<b>27</b>	Richard Postins
9	17	<b>37</b>	Mike Luck	18	<b>53</b>	Caton-Green
8	15	<b>4</b>	Williams-Williams	16	<b>18</b>	James Thorpe
7	13	<b>123</b>	Ric Wood	14	<b>9</b>	Clark-Neal
6	11	<b>55</b>	Mullen-Blakeney-Edwards	12	<b>75</b>	Mestdagh-Thibaut
5	9	<b>21</b>	Bryant-Bryant	10	<b>3</b>	Ward-Soper
4	7	<b>42</b>	Tom Pochciol	8	<b>16</b>	Young-Smith
3	5	<b>74</b>	Bruce-Harvey	6	<b>68</b>	Mark Wright
2	3	<b>7</b>	Garrett-Hall	4	<b>34</b>	Watts-Swift
1	1	<b>10</b>	Mark Smith	2	<b>66</b>	Whale-Whale

Pole Right



These results are provisional until the conclusion of any judicial and technical matters.

*Circuit: Donington Park National  
Track Length: 3.185 Km - 1.9791 miles*

Clerk of the Course:  Julian Floyd	Timekeeper:  Nick Palmer	Posted at:
------------------------------------------	--------------------------------	------------

## Donington Historic Festival - 30 Apr - 2 May 2016

### HSCC Historic Formula 2 International Series Qualifying - Classification

Sheet No:

POS	NO	DRIVER/S	CLASS	CLASS POS	CAR MAKE / MODEL	TIME	ON	LAPS	GAP	DIFF	MPH
1	54	Andrew Smith	B	1	March 79B	1:06.237	12	15			107.56
2	65	Jamie Brashaw	C	1	Chevron B25	1:06.901	12	13	0.664	0.664	106.50
3	85	Chris Lillingstone-Price	C	2	Chevron B40	1:07.807	16	19	1.570	0.906	105.07
4	13	Dean Forward	C	3	March 782	1:07.886	8	13	1.649	0.079	104.95
5	15	Michael Wrigley	A	1	March 79B	1:08.080	12	17	1.843	0.194	104.65
6	9	Frazer Gibney	C	4	March 782	1:08.371	14	19	2.134	0.291	104.21
7	1	Robert Simac	A	2	March 712	1:08.665	9	18	2.428	0.294	103.76
8	36	Jeremy Wheatley	C	5	Surtees TS15	1:09.266	12	18	3.029	0.601	102.86
9	10	Richard Ellingworth	C	6	March 782	1:09.385	16	18	3.148	0.119	102.68
10	122	Mark Dwyer	C	7	March 742	1:09.643	8	10	3.406	0.258	102.30
11	17	Michael Bletsoe-Brown	C	8	Chevron B27	1:10.265	16	19	4.028	0.622	101.40
12	22	Alain Lagache	A	3	March 712M	1:10.443	15	16	4.206	0.178	101.14
13	33	Matthew Wrigley	A	4	Ralt RT1	1:10.636	10	15	4.399	0.193	100.86
14	3	Luciano Arnold	A	5	Brabham BT36	1:10.672	14	17	4.435	0.036	100.81
15	64	James King	A	6	March 712	1:10.763	13	17	4.526	0.091	100.68
16	30	Daniel Daly	C	9	Ralt RT1	1:10.896	15	16	4.659	0.133	100.49
17	39	Martin Bullock	A	7	Chevron B17C	1:10.910	16	19	4.673	0.014	100.47
18	50	Paul Bason	A	8	March 712	1:11.300	15	18	5.063	0.390	99.92
19	23	Martin O'Connell	C	10	Chevron B40	1:11.611	2	4	5.374	0.311	99.49
20	18	Gwyn Pollard	B	2	Chevron B29	1:13.721	15	18	7.484	2.110	96.64
21	8	Klaus Bergs	A	9	Brabham BT36	1:15.197	18	18	8.960	1.476	94.75
22	32	Steve Seaman	C	11	Ralt RT1	1:15.306	15	16	9.069	0.109	94.61

*Session Start: 09:45:02 - Finish: 10:07:47*  
*Weather/Track Conditions: Bright / Dry*  
*Circuit: Donington Park National*  
*Track Length: 3.185 Km - 1.9791 miles*

These results are provisional until the conclusion of any judicial and technical matters.

Clerk of the Course:  <div style="text-align: right;">Julian Floyd</div>	Timekeeper:  <div style="text-align: right;">Nick Palmer</div>	Posted at:
--------------------------------------------------------------------------------	----------------------------------------------------------------------	------------

# Donington Historic Festival - 30 Apr - 2 May 2016

## HSCC Historic Formula 2 International Series

### Qualifying - Sector Analysis

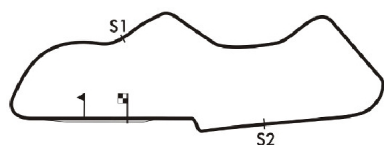
1 Robert Simac (A)									March 712								
lap	Sect-1	Speed	Sect-2	Speed	Sect-3	Speed	TopSpeed	laptime pit	lap	Sect-1	Speed	Sect-2	Speed	Sect-3	Speed	Topspeed	laptime pit
1	Out	83.7	53.314	98.4	17.898	94.8		1:38.064	10	19.835	127.3	36.942	133.6	12.536	121.8		1:09.313
2	29.052	81.5	44.550	122.2	14.741	116.5		1:28.343	11	20.094	116.0	38.796	132.8	12.767	120.0		1:11.657
3	21.342	111.3	40.654	130.5	12.942	121.3		1:14.938	12	20.086	121.7	38.145	114.7	13.224	122.0		1:11.455
4	20.094	122.5	39.272	133.1	14.278	118.8		1:13.644	13	19.893	126.9	37.008	134.1	12.634	<u>123.1</u>		1:09.535
5	20.153	126.6	37.924	132.3	12.712	122.0		1:10.789	14	19.957	128.5	<u>36.389</u>	<u>136.0</u>	13.824	116.9		1:10.170
6	20.169	114.1	38.650	133.9	12.836	122.0		1:11.655	15	20.214	119.7	40.460	122.6	12.921	122.6		1:13.595
7	19.803	121.9	36.942	134.9	12.718	122.4		1:09.463	16	22.741	106.4	39.481	131.3	12.503	122.9		1:14.725
8	20.269	116.2	37.507	132.8	12.663	122.0		1:10.439	17	<u>19.575</u>	<u>133.9</u>	37.092	131.3	12.511	122.4		1:09.178
9	19.677	125.0	36.600	133.6	<u>12.388</u>	121.8		<u>1:08.665</u>	18	19.679	130.5	40.407	116.9	14.253	99.9		1:14.339

3 Luciano Arnold (A)									Brabham BT36								
lap	Sect-1	Speed	Sect-2	Speed	Sect-3	Speed	TopSpeed	laptime pit	lap	Sect-1	Speed	Sect-2	Speed	Sect-3	Speed	Topspeed	laptime pit
1	Out	85.9	50.414	117.9	16.532	102.8		1:33.360	10	21.163	108.6	40.210	126.1	13.036	116.5		1:14.409
2	24.236	103.5	42.320	126.1	14.618	111.8		1:21.174	11	<u>20.341</u>	119.9	37.727	126.8	12.821	117.5		1:10.889
3	27.760	84.2	45.562	122.9	15.283	113.5		1:28.605	12	20.609	131.3	39.816	125.6	12.965	115.3		1:13.390
4	22.175	120.8	39.788	<u>128.3</u>	14.088	116.5		1:16.051	13	21.513	125.0	38.201	124.7	14.011	115.9		1:13.725
5	22.510	103.0	41.431	126.6	14.945	115.1		1:18.886	14	20.490	129.5	<u>37.383</u>	127.0	<u>12.799</u>	<u>118.8</u>		<u>1:10.672</u>
6	21.057	131.3	38.309	128.0	13.096	117.7		1:12.462	15	21.760	109.7	42.324	120.5				1:24.302
7	20.716	127.8	38.335	<u>128.3</u>	13.134	117.7		1:12.185	16	Out	122.3	39.933	124.9	12.857	118.1		2:05.039 P
8	21.048	125.5	38.312	125.2	13.119	116.9		1:12.479	17	20.379	<u>131.8</u>	42.091	114.9	13.517	114.9		1:15.987
9	20.447	119.7	41.615	125.6	13.080	115.9		1:15.142	18								

8 Klaus Bergs (A)									Brabham BT36								
lap	Sect-1	Speed	Sect-2	Speed	Sect-3	Speed	TopSpeed	laptime pit	lap	Sect-1	Speed	Sect-2	Speed	Sect-3	Speed	Topspeed	laptime pit
1	Out	88.0	49.916	116.3	16.520	108.8		1:33.253	10	22.338	106.4	41.726	122.9	14.100	112.0		1:18.164
2	24.276	100.0	42.916	123.8	15.002	110.7		1:22.194	11	21.653	114.9	41.402	122.2	14.043	111.5		1:17.098
3	23.996	104.5	42.316	120.7	14.266	112.0		1:20.578	12	21.562	112.0	40.595	120.9	14.164	111.7		1:16.321
4	22.478	100.6	44.231	120.7	14.113	112.4		1:20.822	13	21.504	<u>119.7</u>	40.454	124.0	13.812	112.8		1:15.770
5	22.881	99.7	42.156	124.0	15.083	111.3		1:20.120	14	21.534	117.2	40.415	121.1	14.375	111.7		1:16.324
6	22.800	110.6	41.266	123.3	14.242	112.2		1:18.308	15	22.098	114.9	40.308	125.6	13.803	<u>114.3</u>		1:16.209
7	21.846	110.6	40.762	116.5	14.475	112.0		1:17.083	16	21.525	108.6	40.389	<u>125.9</u>	13.885	113.5		1:15.799
8	22.264	113.5	41.853	122.4	14.187	112.6		1:18.304	17	21.606	117.9	40.243	124.9	13.799	111.8		1:15.648
9	21.940	119.5	40.961	121.3	14.071	112.2		1:16.972	18	<u>21.390</u>	117.9	<u>40.078</u>	124.7	<u>13.729</u>	113.2		<u>1:15.197</u>

9 Frazer Gibney (C)									March 782								
lap	Sect-1	Speed	Sect-2	Speed	Sect-3	Speed	TopSpeed	laptime pit	lap	Sect-1	Speed	Sect-2	Speed	Sect-3	Speed	Topspeed	laptime pit
1	Out	78.7	48.739	113.0	16.578	102.5		1:31.929	11	20.606	125.2	37.622	132.0	12.645	121.1		1:10.873
2	22.987	115.3	40.230	130.2	13.952	113.7		1:17.169	12	20.182	127.3	37.086	133.1	13.849	116.9		1:11.117
3	24.124	119.9	38.165	129.0	13.304	117.3		1:15.593	13	20.769	125.0	36.471	132.0	12.767	121.1		1:10.007
4	21.365	125.7	37.840	130.7	13.265	117.7		1:12.470	14	19.979	130.8	<u>36.030</u>	133.1	<u>12.362</u>	<u>122.9</u>		<u>1:08.371</u>
5	20.806	132.6	40.539	123.5	13.800	115.5		1:15.145	15	<u>19.631</u>	134.1	37.052	<u>133.9</u>	12.984	119.4		1:09.667
6	20.710	129.8	37.847	130.2	12.838	117.9		1:11.395	16	20.071	134.4	36.287	133.1	12.917	119.0		1:09.275
7	20.594	132.3	36.713	132.0	12.810	119.0		1:10.117	17	20.229	122.7	39.953	129.5	12.669	117.9		1:12.851
8	20.151	128.8	38.420	<u>133.9</u>	12.700	121.1		1:11.271	18	20.166	121.0	39.784	121.3	12.765	120.7		1:12.715
9	20.071	<u>134.7</u>	37.983	130.0	12.753	121.3		1:10.807	19	20.042	128.8	39.800	118.1				1:18.796
10	19.855	<u>134.7</u>	39.058	131.3	12.739	119.8		1:11.652	20								

10 Richard Ellingworth (C)									March 782								
lap	Sect-1	Speed	Sect-2	Speed	Sect-3	Speed	TopSpeed	laptime pit	lap	Sect-1	Speed	Sect-2	Speed	Sect-3	Speed	Topspeed	laptime pit
1	Out	78.3	50.564	96.5	17.458	100.3		1:33.762	10	20.217	119.9	38.124	129.0	13.009	116.1		1:11.350
2	24.508	106.4	41.746	124.9	14.442	116.3		1:20.696	11	20.017	121.0	37.434	129.0	12.936	115.7		1:10.387
3	21.711	102.4	52.166	87.2	16.272	109.8		1:30.149	12	20.376	118.3	45.988	119.6	13.324	115.9		1:19.688
4	21.350	112.2	40.978	125.2	13.551	113.4		1:15.879	13	20.763	118.1	37.590	127.0	12.950	116.3		1:11.303
5	20.816	119.9	40.053	127.8	13.387	113.2		1:14.256	14	20.062	120.4	37.349	129.5	12.806	115.3		1:10.217
6	20.445	120.8	38.703	127.8	13.766	114.9		1:12.914	15	20.399	122.7	37.010	130.2	<u>12.409</u>	117.7		1:09.818
7	20.961	106.6	40.525	127.8	14.222	110.2		1:15.708	16	19.787	120.6	36.903	131.0	12.695	<u>121.5</u>		<u>1:09.385</u>
8	20.492	121.4	37.497	129.0	13.006	116.5		1:10.995	17	<u>19.595</u>	<u>123.9</u>	<u>36.580</u>	<u>131.3</u>	13.279	116.9		1:09.454
9	20.423	119.5	37.220	129.0	13.182	115.3		1:10.825	18	20.062	123.6	38.737	125.4	12.730	116.7		1:11.529



**Session Start: 09:45:02 - Finish: 10:07:47**  
**Weather/Track Conditions: Bright / Dry**  
**Circuit: Donington Park National**  
**Track Length: 3.185 Km - 1.9791 miles**



# Donington Historic Festival - 30 Apr - 2 May 2016

## HSCC Historic Formula 2 International Series

### Qualifying - Sector Analysis

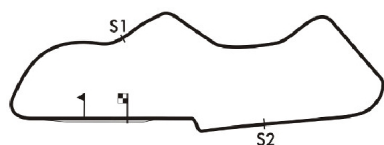
13 Dean Forward (C)									March 782								
lap	Sect-1	Speed	Sect-2	Speed	Sect-3	Speed	TopSpeed	laptime pit	lap	Sect-1	Speed	Sect-2	Speed	Sect-3	Speed	Topspeed	laptime pit
1	22.424	102.1	41.605	132.8	13.719	121.5		1:17.748	8	19.633	133.3	35.911	137.7	12.342	125.4		1:07.886
2	20.700	119.3	38.952	136.3	13.313	124.0		1:12.965	9	19.780	125.9	36.097	135.5	12.164	125.6		1:08.041
3	21.356	117.0	38.583	135.7	12.924	124.9		1:12.863	10	19.771	113.3	37.959	135.5	12.259	124.5		1:09.989
4	19.979	114.1	39.666	136.9	13.506	122.2		1:13.151	11	19.226	139.6	36.574	134.7				1:12.089
5	19.790	125.7	36.607	138.0	12.493	124.2		1:08.890	12		109.5	40.641	126.3	13.306	122.0		6:10.317 P
6	19.579	129.3	37.425	134.1	12.430	125.2		1:09.434	13	20.197	118.5	42.020	115.1				1:21.023
7	19.443	136.8	37.526	132.3	13.078	124.5		1:10.047	14								

15 Michael Wrigley (A)									March 79B								
lap	Sect-1	Speed	Sect-2	Speed	Sect-3	Speed	TopSpeed	laptime pit	lap	Sect-1	Speed	Sect-2	Speed	Sect-3	Speed	Topspeed	laptime pit
1	Out	83.0	50.845	103.6	18.453	79.3		1:35.080	10	Out	125.5	38.940	125.9	12.944	117.9		2:14.995 P
2	25.274	107.4	42.888	114.3				1:25.988	11	20.324	129.8	36.292	127.8	12.274	119.8		1:08.890
3	Out	114.9	40.069	125.9	13.368	113.9		3:04.433 P	12	19.484	135.5	36.093	129.5	12.503	120.0		1:08.080
4	21.041	125.9	37.988	128.0	13.093	116.1		1:12.122	13	19.422	135.5	38.138	128.3	12.480	120.9		1:10.040
5	20.249	132.0	36.810	129.0	13.484	116.5		1:10.543	14	19.827	132.3	36.164	129.7	13.066	111.7		1:09.057
6	19.920	131.5	37.122	128.3	12.796	119.0		1:09.838	15	19.697	134.4	36.035	124.5	12.385	120.0		1:08.117
7	19.856	132.6	36.137	130.7	13.855	103.6		1:09.848	16	19.646	119.9	36.928	131.0	12.265	119.2		1:08.839
8	20.458	132.6	36.300	129.5	12.525	119.0		1:09.283	17	19.726	131.5	36.857	131.8	12.977	115.5		1:09.560
9	19.676	133.1	36.410	128.5				1:11.138	18								

17 Michael Bletsoe-Brown (C)									Chevron B27								
lap	Sect-1	Speed	Sect-2	Speed	Sect-3	Speed	TopSpeed	laptime pit	lap	Sect-1	Speed	Sect-2	Speed	Sect-3	Speed	Topspeed	laptime pit
1	Out	87.5	49.494	124.7	15.758	114.9		1:31.674	11	20.634	111.5	38.360	131.5	13.368	115.5		1:12.362
2	23.709	105.3	42.211	130.5	13.821	117.9		1:19.741	12	20.155	127.1	37.921	131.0	13.466	116.9		1:11.542
3	20.979	107.3	40.304	129.0	13.822	117.7		1:15.105	13	21.088	106.9	39.173	129.7	13.576	115.1		1:13.837
4	21.846	107.3	40.027	129.5	13.875	119.4		1:15.748	14	20.273	129.0	37.683	130.5	13.503	112.0		1:11.459
5	21.374	110.6	40.675	128.7	14.341	117.3		1:16.390	15	20.182	115.5	37.692	131.3	13.246	117.1		1:11.120
6	21.122	120.6	39.500	129.7	13.978	116.9		1:14.600	16	19.993	127.8	36.733	132.5	13.539	112.8		1:10.265
7	20.817	112.4	39.151	130.0	13.958	118.5		1:13.926	17	20.174	115.8	37.184	132.0	12.973	119.2		1:10.331
8	20.408	126.4	38.065	131.5	13.650	117.7		1:12.123	18	19.991	117.7	38.776	130.2	13.115	117.7		1:11.882
9	21.466	100.7	38.798	132.5	13.286	118.1		1:13.550	19	20.128	124.5	37.127	132.0	13.887	116.3		1:11.142
10	20.239	122.5	37.816	131.8	13.607	119.6		1:11.662	20								

18 Gwyn Pollard (B)									Chevron B29								
lap	Sect-1	Speed	Sect-2	Speed	Sect-3	Speed	TopSpeed	laptime pit	lap	Sect-1	Speed	Sect-2	Speed	Sect-3	Speed	Topspeed	laptime pit
1	Out	83.4	46.623	115.3	15.596	102.2		1:27.381	10	22.150	108.5	43.304	121.1	14.047	110.0		1:19.501
2	23.736	98.8	41.978	119.6	14.583	106.0		1:20.297	11	21.530	113.3	39.905	121.5	13.721	108.6		1:15.156
3	23.108	103.5	41.213	107.4	15.479	106.5		1:19.800	12	21.611	115.8	42.319	101.4	14.413	108.4		1:18.343
4	23.520	104.5	41.593	121.3	14.741	107.7		1:19.854	13	22.306	110.6	39.852	120.2	13.671	110.6		1:15.829
5	22.812	105.1	44.386	115.9	14.414	107.6		1:21.612	14	21.318	118.7	39.311	122.4	13.750	110.0		1:14.379
6	22.135	107.3	40.925	121.3	13.917	108.6		1:16.977	15	21.285	113.9	38.887	122.6	13.549	110.9		1:13.721
7	21.856	112.4	41.676	122.0	14.016	107.9		1:17.548	16	21.112	111.5	39.513	120.9	14.113	102.6		1:14.738
8	22.491	111.3	40.066	122.4	13.981	107.6		1:16.538	17	21.662	116.2	47.967	88.1	15.040	107.2		1:24.669
9	21.923	112.0	39.577	123.1	14.781	105.2		1:16.281	18	21.511	115.1	41.333	89.7				1:24.204

22 Alain Lagache (A)									March 712M								
lap	Sect-1	Speed	Sect-2	Speed	Sect-3	Speed	TopSpeed	laptime pit	lap	Sect-1	Speed	Sect-2	Speed	Sect-3	Speed	Topspeed	laptime pit
1	Out	90.1	50.187	104.6	17.167	95.2		1:33.278	9	20.813	128.1	38.457	124.9	13.111	114.7		1:12.381
2	24.220	112.2	42.237	122.9	14.398	107.4		1:20.855	10	20.541	129.3	37.865	125.6	13.257	115.3		1:11.663
3	23.499	85.9	44.365	113.4	14.979	112.0		1:22.843	11	20.599	129.0	37.426	126.1	12.787	117.1		1:10.812
4	21.431	119.3	40.360	126.6	14.308	113.9		1:16.099	12	24.831	104.3	45.789	104.6	15.812	97.2		1:26.432
5	22.598	104.6	39.596	125.4	13.398	115.1		1:15.592	13	24.788	103.5	45.480	105.2	16.046	93.8		1:26.314
6	21.017	125.5	39.685	122.6	14.303	113.5		1:15.005	14	25.364	103.7	42.638	118.1	13.329	115.5		1:21.331
7	21.023	123.9	37.995	126.1	13.248	115.9		1:12.266	15	20.197	133.9	37.456	127.3	12.790	116.5		1:10.443
8	20.828	125.7	38.033	127.8	12.974	116.9		1:11.835	16	20.854	125.7	37.299	125.9	12.535	117.9		1:10.688



**Session Start: 09:45:02 - Finish: 10:07:47**  
**Weather/Track Conditions: Bright / Dry**  
**Circuit: Donington Park National**  
**Track Length: 3.185 Km - 1.9791 miles**

# Donington Historic Festival - 30 Apr - 2 May 2016

## HSCC Historic Formula 2 International Series

### Qualifying - Sector Analysis

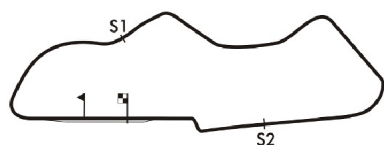
23 Martin O'Connell (C)									Chevron B40								
lap	Sect-1	Speed	Sect-2	Speed	Sect-3	Speed	TopSpeed	laptime pit	lap	Sect-1	Speed	Sect-2	Speed	Sect-3	Speed	Topspeed	laptime pit
1	Out	73.0	49.118	121.5	15.387	119.8		1:31.906	3	21.201	103.2	40.919	130.0	12.301	125.4		1:14.421
2	20.431	126.6	37.556	135.5	13.624	107.9		1:11.611	4	19.435	142.6	1:09.605	36.1				2:05.934

30 Daniel Daly (C)									Ralt RT1								
lap	Sect-1	Speed	Sect-2	Speed	Sect-3	Speed	TopSpeed	laptime pit	lap	Sect-1	Speed	Sect-2	Speed	Sect-3	Speed	Topspeed	laptime pit
1	24.576	94.4	42.494	127.3	13.463	115.5		1:20.533	9	20.974	119.5	39.675	131.8	12.803	122.2		1:13.452
2	23.280	106.8	40.289	130.5	13.247	121.8		1:16.816	10	20.275	122.1	38.767	132.0	13.994	120.0		1:13.036
3	21.008	116.8	40.211	130.2	12.977	120.7		1:14.196	11	26.222	64.7	48.810	119.4	13.750	121.3		1:28.782
4	21.053	113.0	1:01.213	111.5				1:41.489	12	20.361	125.0	38.643	128.5	13.105	122.6		1:12.109
5		87.3	46.153	122.2	13.925	120.5		1:56.096 P	13	20.227	125.5	39.414	129.7	13.376	119.4		1:13.017
6	21.226	117.2	41.630	129.0	13.438	121.3		1:16.294	14	21.033	115.3	37.763	131.5	12.877	124.0		1:11.673
7	21.032	117.9	40.012	131.5	13.376	122.0		1:14.420	15	19.970	128.5	37.880	131.0	13.046	121.8		1:10.896
8	20.781	116.0	39.103	131.3	12.960	122.2		1:12.844	16	20.282	125.7	38.886	129.5	15.119	80.7		1:14.287

32 Steve Seaman (C)									Ralt RT1								
lap	Sect-1	Speed	Sect-2	Speed	Sect-3	Speed	TopSpeed	laptime pit	lap	Sect-1	Speed	Sect-2	Speed	Sect-3	Speed	Topspeed	laptime pit
1	Out	83.5	50.896	116.5	16.446	107.7		1:33.450	9	23.781	93.5	41.251	124.5	15.227	104.2		1:20.259
2	23.951	97.3	44.555	121.5	16.428	102.6		1:24.934	10	22.164	114.5	40.629	127.0	14.405	109.3		1:17.198
3	24.181	102.9	46.544	120.5	16.154	105.5		1:26.879	11	21.760	115.3	40.937	126.1	14.057	114.9		1:16.754
4	23.299	110.8	42.349	125.4	13.995	117.3		1:19.643	12	22.694	115.1	43.708	108.6				1:26.199
5	21.888	115.7	42.659	106.9	15.942	113.9		1:20.489	13	Out	99.7	45.166	121.1	17.435	93.0		2:13.297 P
6	22.417	114.5	41.540	124.7	14.169	115.1		1:18.126	14	23.319	109.7	41.085	115.7	14.647	116.3		1:19.051
7	21.739	116.2	41.735	117.1	14.562	113.9		1:18.036	15	21.296	116.6	39.605	124.2	14.405	114.7		1:15.306
8	22.106	115.8	40.364	127.8	14.095	114.9		1:16.565	16	21.609	115.8	43.534	118.5	15.806	87.4		1:20.949

33 Matthew Wrigley (A)									Ralt RT1								
lap	Sect-1	Speed	Sect-2	Speed	Sect-3	Speed	TopSpeed	laptime pit	lap	Sect-1	Speed	Sect-2	Speed	Sect-3	Speed	Topspeed	laptime pit
1	Out	76.0	49.783	109.3	16.161	97.2		1:31.288	9	22.558	106.1	47.224	99.5	13.322	112.8		1:23.104
2	22.984	104.5	42.741	116.1				1:24.033	10	20.476	125.7	37.580	122.4	12.580	114.1		1:10.636
3	Out	99.9	41.473	117.7	13.180	110.7		2:04.542 P	11	20.463	119.1	38.293	120.7	12.549	114.1		1:11.305
4	21.547	116.2	38.866	120.5	12.801	112.4		1:13.214	12	20.483	123.4	37.255	123.5	12.939	113.4		1:10.677
5	20.756	123.6	38.683	120.7				1:15.461	13	22.523	95.5	44.355	118.1	12.619	114.5		1:19.497
6	Out	94.3	44.152	116.7	13.263	111.3		2:37.238 P	14	20.464	118.1	37.572	123.1	12.654	114.9		1:10.690
7	20.790	121.9	38.512	121.5	12.796	113.7		1:12.098	15	22.168	104.6	42.934	90.0				1:26.465
8	20.493	127.3	37.988	122.4	12.880	109.7		1:11.361	16								

36 Jeremy Wheatley (C)									Surtees TS15								
lap	Sect-1	Speed	Sect-2	Speed	Sect-3	Speed	TopSpeed	laptime pit	lap	Sect-1	Speed	Sect-2	Speed	Sect-3	Speed	Topspeed	laptime pit
1	Out	73.9	49.816	96.3	17.262	95.4		1:34.523	10	20.828	116.2	36.988	130.0	12.614	122.0		1:10.430
2	27.303	97.0	47.338	112.4	15.347	101.7		1:29.988	11	20.829	111.8	39.349	127.8	12.741	119.4		1:12.919
3	23.655	103.3	43.103	92.4	16.786	112.8		1:23.544	12	20.358	125.2	36.551	130.0	12.357	122.4		1:09.266
4	22.724	107.3	39.608	129.5	13.168	120.7		1:15.500	13	20.171	124.3	38.784	129.2	12.293	122.2		1:11.248
5	21.007	111.5	40.066	108.4	16.425	83.0		1:17.498	14	20.222	125.0	37.464	130.2	13.059	118.1		1:10.745
6	25.774	99.7	42.334	97.3	16.280	96.7		1:24.388	15	21.565	113.0	36.793	131.3	12.645	121.3		1:11.003
7	24.075	99.1	42.509	92.0	17.094	103.7		1:23.678	16	20.051	129.3	41.860	101.1	13.579	121.3		1:15.490
8	24.346	98.6	41.872	101.4	14.483	119.4		1:20.701	17	19.933	128.5	36.081	127.5	14.150	115.5		1:10.164
9	20.832	115.8	38.745	128.7	12.710	121.5		1:12.287	18	22.945	95.8	50.055	83.0	14.841	109.8		1:27.841



Session Start: 09:45:02 - Finish: 10:07:47

Weather/Track Conditions: Bright / Dry

Circuit: Donington Park National

Track Length: 3.185 Km - 1.9791 miles

# Donington Historic Festival - 30 Apr - 2 May 2016

## HSCC Historic Formula 2 International Series

### Qualifying - Sector Analysis

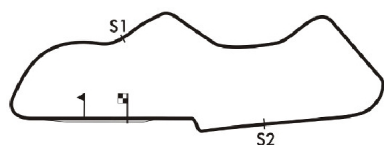
39 Martin Bullock (A)									Chevron B17C								
lap	Sect-1	Speed	Sect-2	Speed	Sect-3	Speed	TopSpeed	laptime pit	lap	Sect-1	Speed	Sect-2	Speed	Sect-3	Speed	Topspeed	laptime pit
1	Out	87.4	47.796	104.9	15.236	113.9		1:28.390	11	20.900	123.2	38.267	130.7	13.134	117.5		1:12.301
2	23.350	96.3	42.752	128.3	14.244	115.7		1:20.346	12	20.851	116.0	40.431	126.1	13.486	118.1		1:14.768
3	21.729	106.8	40.820	129.2	13.683	116.7		1:16.232	13	21.387	99.9	38.569	130.5	13.484	116.5		1:13.440
4	21.100	115.8	39.468	128.3	13.785	117.7		1:14.353	14	20.513	<u>123.9</u>	38.109	<u>131.3</u>	13.256	<u>119.2</u>		1:11.878
5	20.777	117.2	39.670	<u>131.3</u>	13.339	<u>119.2</u>		1:13.786	15	20.351	<u>123.9</u>	38.075	130.5	13.128	117.3		1:11.554
6	21.034	115.1	38.974	130.5	13.311	117.9		1:13.319	16	20.416	123.2	37.567	<u>131.3</u>	12.927	118.8		1:10.910
7	21.232	116.6	39.098	130.7	13.314	117.9		1:13.644	17	20.366	118.3	38.174	129.0	13.177	115.7		1:11.717
8	21.299	118.1	38.909	130.5	13.463	116.9		1:13.671	18	20.253	122.1	37.848	130.2	<u>12.925</u>	117.7		1:11.026
9	20.682	114.9	39.607	130.7	13.403	115.3		1:13.692	19	<u>20.241</u>	121.0	39.591	89.3	15.090	110.9		1:14.922
10	21.003	115.7	39.116	130.5	13.562	118.5		1:13.681	20								

50 Paul Bason (A)									March 712								
lap	Sect-1	Speed	Sect-2	Speed	Sect-3	Speed	TopSpeed	laptime pit	lap	Sect-1	Speed	Sect-2	Speed	Sect-3	Speed	Topspeed	laptime pit
1	Out	78.5	48.602	95.2	17.128	108.8		1:30.672	10	21.003	122.3	37.877	126.1	13.445	114.9		1:12.325
2	24.362	103.5	41.802	123.5	14.624	113.0		1:20.788	11	21.123	120.8	37.808	126.3	13.332	113.5		1:12.263
3	23.268	87.4	44.436	116.9	15.075	113.7		1:22.779	12	20.820	115.5	41.039	120.9	13.593	114.9		1:15.452
4	21.963	116.8	40.008	127.3	14.114	115.3		1:16.085	13	20.769	125.0	38.208	125.2	13.321	114.9		1:12.298
5	22.762	100.0	41.311	125.2	14.224	112.2		1:18.297	14	<u>20.551</u>	126.6	38.370	122.9	13.386	112.6		1:12.307
6	21.068	123.2	38.542	126.6	13.389	115.1		1:12.999	15	20.742	<u>127.6</u>	37.573	126.3	<u>12.985</u>	<u>115.5</u>		1:11.300
7	20.636	122.3	38.509	127.0	13.215	115.1		1:12.360	16	20.853	111.7	38.326	126.6	13.068	114.3		1:12.247
8	20.669	124.5	37.834	<u>128.3</u>	13.201	<u>115.5</u>		1:11.704	17	21.319	120.8	38.011	127.0	13.467	114.3		1:12.797
9	21.285	111.1	39.135	126.3	13.892	112.4		1:14.312	18	22.844	109.9	43.012	107.2				1:27.760

54 Andrew Smith (B)									March 79B								
lap	Sect-1	Speed	Sect-2	Speed	Sect-3	Speed	TopSpeed	laptime pit	lap	Sect-1	Speed	Sect-2	Speed	Sect-3	Speed	Topspeed	laptime pit
1	Out	77.4	55.643	66.9	16.748	100.0		1:39.805	9	20.297	134.9	35.946	131.5	13.445	114.9		1:09.688
2	25.326	99.6	42.727	127.8	13.473	118.5		1:21.526	10	19.888	132.0	40.503	80.3	15.347	119.8		1:15.738
3	21.639	121.7	38.872	129.2	13.073	119.2		1:13.584	11	19.926	136.0	35.981	132.5	12.185	121.3		1:08.092
4	20.693	130.0	36.791	132.8	12.442	121.5		1:09.926	12	<u>19.363</u>	139.9	34.880	<u>133.1</u>	<u>11.994</u>	122.4		1:06.237
5	20.217	131.8	41.704	77.9				1:23.453	13	19.487	<u>141.4</u>	<u>34.842</u>	<u>133.1</u>	13.000	120.5		1:07.329
6	Out	123.4	36.847	131.5	12.991	119.6		3:39.349 P	14	20.386	117.0	35.534	131.8	12.146	<u>123.1</u>		1:08.066
7	20.997	135.5	35.907	131.3	12.102	122.4		1:09.006	15	19.366	<u>141.4</u>	37.256	112.8				1:16.145
8	19.970	127.6	35.437	132.5	12.087	121.1		1:07.494	16								

64 James King (A)									March 712								
lap	Sect-1	Speed	Sect-2	Speed	Sect-3	Speed	TopSpeed	laptime pit	lap	Sect-1	Speed	Sect-2	Speed	Sect-3	Speed	Topspeed	laptime pit
1	Out	84.6	50.627	110.9	16.985	107.7		1:34.799	10	Out	110.4	41.474	126.3	13.720	113.7		3:17.844 P
2	23.827	105.4	42.606	124.5	14.698	110.7		1:21.131	11	20.997	123.4	38.360	125.6	13.238	114.9		1:12.595
3	22.904	114.5	39.993	125.2	13.763	114.3		1:16.660	12	20.485	132.8	37.491	126.1	13.044	116.3		1:11.020
4	21.980	121.0	39.264	126.6	13.488	114.5		1:14.732	13	20.872	129.5	36.991	<u>128.7</u>	<u>12.900</u>	115.5		1:10.763
5	21.031	123.9	39.806	124.9	14.570	113.5		1:15.407	14	21.082	117.7	38.407	126.6	13.081	115.3		1:12.570
6	21.044	123.4	39.699	124.9	13.671	113.5		1:14.414	15	20.579	131.0	37.538	126.1	13.053	<u>116.7</u>		1:11.170
7	20.934	124.5	39.241	126.6	13.789	114.9		1:13.964	16	<u>20.355</u>	<u>135.2</u>	37.533	127.0	13.196	115.5		1:11.084
8	20.704	127.8	38.490	127.3	13.125	114.7		1:12.319	17	20.563	132.8	38.147	126.3	13.221	113.7		1:11.931
9	21.346	102.6	39.131	126.8				1:19.628	18								

65 Jamie Brashaw (C)									Chevron B25								
lap	Sect-1	Speed	Sect-2	Speed	Sect-3	Speed	TopSpeed	laptime pit	lap	Sect-1	Speed	Sect-2	Speed	Sect-3	Speed	Topspeed	laptime pit
1	Out	89.2	46.905	112.8	15.300	106.7		1:27.756	8	19.312	<u>136.3</u>	35.486	135.7	12.847	120.9		1:07.645
2	24.002	102.0	42.456	117.5	14.333	117.3		1:20.791	9	19.559	135.7	35.188	136.6	<u>12.162</u>	<u>124.2</u>		1:06.909
3	21.812	109.9	39.908	124.2	14.140	119.8		1:15.860	10	20.497	128.1	35.926	<u>136.9</u>	12.340	123.3		1:08.763
4	20.730	125.5	40.217	119.2	13.593	121.3		1:14.540	11	20.111	110.2	36.994	134.4	12.444	123.1		1:09.549
5	20.142	112.0	40.821	134.4	13.031	122.0		1:13.994	12	19.303	131.8	35.215	136.0	12.383	120.2		1:06.901
6	19.962	128.8	37.295	135.7	12.829	121.1		1:10.086	13	<u>19.299</u>	131.8	36.834	132.5				1:14.382
7	20.002	123.0	37.407	134.1	12.439	121.8		1:09.848	14								



**Session Start: 09:45:02 - Finish: 10:07:47**  
**Weather/Track Conditions: Bright / Dry**  
**Circuit: Donington Park National**  
**Track Length: 3.185 Km - 1.9791 miles**

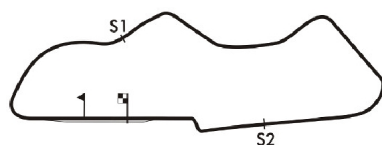
# Donington Historic Festival - 30 Apr - 2 May 2016

## HSCC Historic Formula 2 International Series

### Qualifying - Sector Analysis

85 Chris Lillingstone-Price (C)									Chevron B40								
lap	Sect-1	Speed	Sect-2	Speed	Sect-3	Speed	TopSpeed	laptime pit	lap	Sect-1	Speed	Sect-2	Speed	Sect-3	Speed	Topspeed	laptime pit
1	Out	82.2	49.268	103.9	16.719	113.0		1:30.920	11	19.511	136.6	36.291	135.7	12.917	113.4		1:08.719
2	23.730	112.6	41.249	120.0	15.495	96.3		1:20.474	12	19.787	138.5	36.305	132.8	12.605	123.5		1:08.697
3	23.381	105.1	45.126	130.5	14.063	118.5		1:22.570	13	19.887	129.3	37.359	131.5	12.560	122.6		1:09.806
4	20.812	124.8	38.363	135.5	13.616	121.3		1:12.791	14	19.830	129.3	37.070	134.7	12.456	123.1		1:09.356
5	21.530	95.2	40.192	134.1	13.207	122.2		1:14.929	15	19.728	137.7	35.967	133.9	12.740	122.9		1:08.435
6	20.731	120.6	39.402	131.8	13.190	119.0		1:13.323	16	19.483	140.8	35.734	135.2	12.590	123.5		1:07.807
7	20.088	132.8	36.691	134.1	12.834	122.0		1:09.613	17	19.473	133.1	36.898	132.5	12.371	124.5		1:08.742
8	20.368	135.2	36.531	133.9	12.557	123.5		1:09.456	18	19.675	125.7	39.915	122.0	14.109	119.6		1:13.699
9	19.733	137.4	35.849	136.6	12.793	123.1		1:08.375	19	19.796	136.3	38.060	126.8	12.756	122.2		1:10.612
10	19.994	126.2	37.787	136.9	12.557	122.4		1:10.338	20								

122 Mark Dwyer (C)									March 742								
lap	Sect-1	Speed	Sect-2	Speed	Sect-3	Speed	TopSpeed	laptime pit	lap	Sect-1	Speed	Sect-2	Speed	Sect-3	Speed	Topspeed	laptime pit
1	Out	87.7	46.287	111.3	15.401	110.7		1:26.742	6	20.159	133.1	37.802	126.8	12.624	118.1		1:10.585
2	23.791	102.1	42.380	115.9	14.699	114.9		1:20.870	7	20.102	129.8	37.788	124.9	13.488	113.2		1:11.378
3	21.526	106.3	39.893	130.0	13.581	116.9		1:15.000	8	20.201	131.5	36.546	127.5	12.896	115.5		1:09.643
4	20.501	124.5	40.186	126.8	13.037	117.5		1:13.724	9	20.704	121.4	37.631	125.6	13.426	110.0		1:11.761
5	20.597	109.3	40.313	126.8	13.240	116.3		1:14.150	10	25.629	99.9	42.200	125.2				1:26.426



Session Start: 09:45:02 - Finish: 10:07:47

Weather/Track Conditions: Bright / Dry

Circuit: Donington Park National

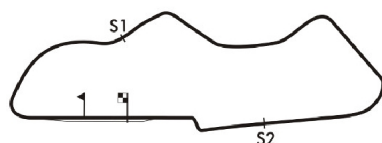
Track Length: 3.185 Km - 1.9791 miles

# Donington Historic Festival - 30 Apr - 2 May 2016

## HSCC Historic Formula 2 International Series

### Qualifying - Best Sector Times

POS	NO	DRIVER/S	Sector 1			Sector 2			Sector 3			IDEAL LAP	BEST LAP	On
			TIME	LAP	POS	TIME	LAP	POS	TIME	LAP	POS			
1	54	Andrew Smith	19.363	12	3	34.842	13	1	11.994	12	1	1:06.199	<b>1:06.237</b>	<b>12</b>
2	65	Jamie Brashaw	19.299	13	2	35.188	9	2	12.162	9	2	1:06.649	<b>1:06.901</b>	<b>12</b>
3	85	Chris Lillingstone-Price	19.473	17	6	35.734	16	3	12.371	17	8	1:07.578	<b>1:07.807</b>	<b>16</b>
4	13	Dean Forward	19.226	11	1	35.911	8	4	12.164	9	3	1:07.301	<b>1:07.886</b>	<b>8</b>
5	15	Michael Wrigley	19.422	13	4	36.035	15	6	12.265	16	4	1:07.722	<b>1:08.080</b>	<b>12</b>
6	9	Frazer Gibney	19.631	15	9	36.030	14	5	12.362	14	7	1:08.023	<b>1:08.371</b>	<b>14</b>
7	1	Robert Simac	19.575	17	7	36.389	14	8	12.388	9	9	1:08.352	<b>1:08.665</b>	<b>9</b>
8	36	Jeremy Wheatley	19.933	17	10	36.081	17	7	12.293	13	5	1:08.307	<b>1:09.266</b>	<b>12</b>
9	10	Richard Ellingworth	19.595	17	8	36.580	17	10	12.409	15	10	1:08.584	<b>1:09.385</b>	<b>16</b>
10	122	Mark Dwyer	20.102	7	13	36.546	8	9	12.624	6	13	1:09.272	<b>1:09.643</b>	<b>8</b>
11	17	Michael Bletsoe-Brown	19.991	18	12	36.733	16	11	12.973	17	18	1:09.697	<b>1:10.265</b>	<b>16</b>
12	22	Alain Lagache	20.118	17	14	37.299	16	14	12.535	16	11	1:09.952	<b>1:10.443</b>	<b>15</b>
13	33	Matthew Wrigley	20.463	11	18	37.255	12	13	12.549	11	12	1:10.267	<b>1:10.636</b>	<b>10</b>
14	3	Luciano Arnold	20.341	11	16	37.383	14	15	12.799	14	14	1:10.523	<b>1:10.672</b>	<b>14</b>
15	64	James King	20.355	16	17	36.991	13	12	12.900	13	16	1:10.246	<b>1:10.763</b>	<b>13</b>
16	30	Daniel Daly	19.970	15	11	37.763	14	19	12.803	9	15	1:10.536	<b>1:10.896</b>	<b>15</b>
17	39	Martin Bullock	20.241	19	15	37.567	16	17	12.925	18	17	1:10.733	<b>1:10.910</b>	<b>16</b>
18	50	Paul Bason	20.551	14	19	37.573	15	18	12.985	15	19	1:11.109	<b>1:11.300</b>	<b>15</b>
19	23	Martin O'Connell	19.435	4	5	37.556	2	16	12.301	3	6	1:09.292	<b>1:11.611</b>	<b>2</b>
20	18	Gwyn Pollard	21.112	16	20	38.887	15	20	13.549	15	20	1:13.548	<b>1:13.721</b>	<b>15</b>
21	8	Klaus Bergs	21.390	18	22	40.078	18	22	13.729	18	21	1:15.197	<b>1:15.197</b>	<b>18</b>
22	32	Steve Seaman	21.296	15	21	39.605	15	21	13.995	4	22	1:14.896	<b>1:15.306</b>	<b>15</b>



**Session Start: 09:45:02 - Finish: 10:07:47**  
**Weather/Track Conditions: Bright / Dry**  
**Circuit: Donington Park National**  
**Track Length: 3.185 Km - 1.9791 miles**

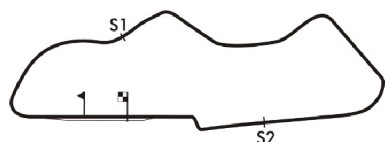


# Donington Historic Festival - 30 Apr - 2 May 2016

## HSCC Historic Formula 2 International Series

### Qualifying - Best Sector Speeds

	NO	SECTOR 1	MPH	NO	SECTOR 2	MPH	NO	SECTOR 3	MPH
1	23	Martin O'Connell	142.6	13	Dean Forward	138.0	13	Dean Forward	125.6
2	54	Andrew Smith	141.4	65	Jamie Brashaw	136.9	23	Martin O'Connell	125.4
3	85	Chris Lillingstone-Price	140.8	85	Chris Lillingstone-Price	136.9	85	Chris Lillingstone-Price	124.5
4	13	Dean Forward	139.6	1	Robert Simac	136.0	65	Jamie Brashaw	124.2
5	65	Jamie Brashaw	136.3	23	Martin O'Connell	135.5	30	Daniel Daly	124.0
6	15	Michael Wrigley	135.5	9	Frazer Gibney	133.9	1	Robert Simac	123.1
7	64	James King	135.2	54	Andrew Smith	133.1	54	Andrew Smith	123.1
8	9	Frazer Gibney	134.7	17	Michael Bletsoe-Brown	132.5	9	Frazer Gibney	122.9
9	1	Robert Simac	133.9	30	Daniel Daly	132.0	36	Jeremy Wheatley	122.4
10	22	Alain Lagache	133.9	15	Michael Wrigley	131.8	10	Richard Ellingworth	121.5
11	122	Mark Dwyer	133.1	10	Richard Ellingworth	131.3	15	Michael Wrigley	120.9
12	3	Luciano Arnold	131.8	36	Jeremy Wheatley	131.3	17	Michael Bletsoe-Brown	119.6
13	36	Jeremy Wheatley	129.3	39	Martin Bullock	131.3	39	Martin Bullock	119.2
14	17	Michael Bletsoe-Brown	129.0	122	Mark Dwyer	130.0	3	Luciano Arnold	118.8
15	30	Daniel Daly	128.5	64	James King	128.7	122	Mark Dwyer	118.1
16	50	Paul Bason	127.6	3	Luciano Arnold	128.3	22	Alain Lagache	117.9
17	33	Matthew Wrigley	127.3	50	Paul Bason	128.3	32	Steve Seaman	117.3
18	10	Richard Ellingworth	123.9	22	Alain Lagache	127.8	64	James King	116.7
19	39	Martin Bullock	123.9	32	Steve Seaman	127.8	50	Paul Bason	115.5
20	8	Klaus Bergs	119.7	8	Klaus Bergs	125.9	33	Matthew Wrigley	114.9
21	18	Gwyn Pollard	118.7	33	Matthew Wrigley	123.5	8	Klaus Bergs	114.3
22	32	Steve Seaman	116.6	18	Gwyn Pollard	123.1	18	Gwyn Pollard	110.9



**Session Start: 09:45:02 - Finish: 10:07:47**  
**Weather/Track Conditions: Bright / Dry**  
**Circuit: Donington Park National**  
**Track Length: 3.185 Km - 1.9791 miles**

# Donington Historic Festival - 30 Apr - 2 May 2016

## HSCC Historic Formula 2 International Series

### Race 1 - Starting Grid

Sheet No:

Start Time : 13:50 - Heat Duration : 25 Minutes

11	21	<b>8</b>	Klaus Bergs	22	<b>32</b>	Steve Seaman
10	19	<b>23</b>	Martin O'Connell	20	<b>18</b>	Gwyn Pollard
9	17	<b>39</b>	Martin Bullock	18	<b>50</b>	Paul Bason
8	15	<b>64</b>	James King	16	<b>30</b>	Daniel Daly
7	13	<b>33</b>	Matthew Wrigley	14	<b>3</b>	Luciano Arnold
6	11	<b>17</b>	Michael Bletsoe-Brown	12	<b>22</b>	Alain Lagache
5	9	<b>10</b>	Richard Ellingworth	10	<b>122</b>	Mark Dwyer
4	7	<b>1</b>	Robert Simac	8	<b>36</b>	Jeremy Wheatley
3	5	<b>15</b>	Michael Wrigley	6	<b>9</b>	Frazer Gibney
2	3	<b>85</b>	Chris Lillingstone-Price	4	<b>13</b>	Dean Forward
1	1	<b>54</b>	Andrew Smith	2	<b>65</b>	Jamie Brashaw
ROW	<b>Pole Right</b>					

These results are provisional until the conclusion of any judicial and technical matters.

*Circuit: Donington Park National  
Track Length: 3.185 Km - 1.9791 miles*

Clerk of the Course:  <div style="text-align: right;">Julian Floyd</div>	Timekeeper:  <div style="text-align: right;">Nick Palmer</div>	Posted at:
--------------------------------------------------------------------------------	----------------------------------------------------------------------	------------



## Donington Historic Festival - 30 Apr - 2 May 2016

### '1000km' 1964-71 World Sportscar Championship Qualifying - Classification

Sheet No:

POS	NO	DRIVER/S	CLASS	CLASS POS	CAR MAKE / MODEL	TIME	ON	LAPS	GAP	DIFF	MPH
1	9	Gibson-Ward	P6	1	Broadley Lola T70 Mk3B	1:08.789	25	25			103.57
2	6	Voyazides-Hadfield	P6	2	Lola T70 Mk3B	1:08.910	31	31	0.121	0.121	103.39
3	14	Bryant	P6	3	Lola T70 Mk3B	1:09.458	21	21	0.669	0.548	102.57
4	10	Gibson-Littlejohn	P6	4	Broadley Lola T70 Mk3B	1:09.956	24	27	1.167	0.498	101.84
5	4	Watson-O'Connell-Kirkaldy	P3	1	Chevron B8	1:14.142	17	18	5.353	4.186	96.09
6	85	Warburton-Newall	P3	2	Chevron B8	1:14.786	21	22	5.997	0.644	95.27
7	12	Brooks-Beebee-Beebee	P3	3	Chevron B8	1:15.147	18	27	6.358	0.361	94.81
8	70	Kremer-Kremer-Mitchell	P3	4	Elva Mk8	1:15.505	3	14	6.716	0.358	94.36
9	31	Singer-Moran	P3	5	Chevron B8	1:18.067	6	23	9.278	2.562	91.26
10	39	Taylor-Diffey	P3	6	Chevron B8	1:19.038	7	8	10.249	0.971	90.14
11	33	Bates	INV	1	Porsche 911 RS	1:19.804	4	7	11.015	0.766	89.28
12	79	Lambilliotte-De Dryver	P3	7	Chevron B8	1:24.562	18	21	15.773	4.758	84.25

Car 79 - transponder intermittent, please check position.

*Session Start: 10:18:06 - Finish: 10:58:12*  
*Weather/Track Conditions: Bright / Dry*  
*Circuit: Donington Park National*  
*Track Length: 3.185 Km - 1.9791 miles*

These results are provisional until the conclusion of any judicial and technical matters.

Clerk of the Course:  <div style="text-align: right;">Julian Floyd</div>	Timekeeper:  <div style="text-align: right;">Nick Palmer</div>	Posted at:
--------------------------------------------------------------------------------	----------------------------------------------------------------------	------------



# Donington Historic Festival - 30 Apr - 2 May 2016

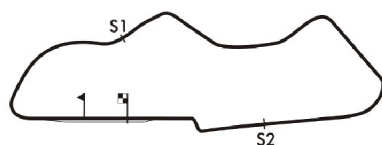
## '1000km' 1964-71 World Sportscar Championship

### Qualifying - Sector Analysis

4 Watson-O'Connell-Kirkaldy (P3)									Chevron B8								
lap	Sect-1	Speed	Sect-2	Speed	Sect-3	Speed	TopSpeed	laptime pit	lap	Sect-1	Speed	Sect-2	Speed	Sect-3	Speed	Topspeed	laptime pit
1	Out	83.2	46.571	108.3	16.123	106.0		1:27.175	10	23.902	99.7	42.961	117.5	14.901	103.9		1:21.764
2	22.877	109.5	41.521	121.8	13.816	109.1		1:18.214	11	23.687	107.9	44.179	113.7	14.805	100.0		1:22.671
3	21.941	116.6	39.950	120.7	13.489	<u>110.9</u>		1:15.380	12	26.149	92.3	49.841	103.3				1:35.514
4	<u>21.357</u>	117.7	39.578	<u>123.3</u>	13.334	110.7		1:14.269	13		99.6	43.533	82.7	19.775	108.1		3:48.377 P
5	22.353	102.7	43.034	117.5				1:25.511	14	22.217	117.9	40.569	118.5	13.511	109.0		1:16.297
6		95.9	44.679	113.7	15.105	104.6		3:29.398 P	15	21.861	122.1	39.733	119.6	<u>13.106</u>	109.8		1:14.700
7	22.498	103.0	43.744	116.9	14.857	105.0		1:21.099	16	21.592	125.7	39.544	118.1	13.164	109.8		1:14.300
8	23.967	99.3	43.043	119.8	14.968	102.5		1:21.978	17	21.532	<u>126.2</u>	<u>39.354</u>	120.9	13.256	107.9		<u>1:14.142</u>
9	23.236	107.3	43.159	117.7	14.912	103.3		1:21.307	18	25.658	89.8	48.338	99.6				1:34.435

6 Voyazides-Hadfield (P6)									Lola T70 Mk3B								
lap	Sect-1	Speed	Sect-2	Speed	Sect-3	Speed	TopSpeed	laptime pit	lap	Sect-1	Speed	Sect-2	Speed	Sect-3	Speed	Topspeed	laptime pit
1	22.799	106.6	41.952	132.5	14.022	123.5		1:18.773	17	21.367	114.7	39.353	144.5	13.051	125.9		1:13.771
2	21.880	115.5	39.794	142.1	13.601	125.9		1:15.275	18	20.518	121.9	38.817	144.5	12.952	127.8		1:12.287
3	20.868	117.0	39.423	144.5	13.329	127.0		1:13.620	19	20.465	123.2	38.223	145.1	12.762	128.0		1:11.450
4	20.537	124.8	39.051	143.6	13.385	128.0		1:12.973	20	20.267	130.8	37.962	143.6	12.664	129.0		1:10.893
5	20.271	123.0	39.828	143.0	13.324	126.8		1:13.423	21	20.080	129.0	37.299	145.1	12.517	129.5		1:09.896
6	20.652	120.8	39.829	143.9	13.419	126.3		1:13.900	22	19.960	128.3	37.811	146.1	12.508	129.5		1:10.279
7	21.057	107.6	40.205	143.0	13.335	125.9		1:14.597	23	19.932	130.5	37.388	145.1	12.522	129.5		1:09.842
8	20.727	118.1	40.906	141.2	13.367	126.6		1:15.000	24	20.074	128.3	37.434	144.2	12.592	129.5		1:10.100
9	20.925	120.8	39.533	143.3	13.086	127.8		1:13.544	25	20.046	131.3	37.407	145.1	12.500	129.5		1:09.953
10	20.369	123.0	39.170	144.8	13.205	126.6		1:12.744	26	19.967	130.3	37.346	144.2	12.436	129.5		1:09.749
11	20.336	123.0	39.125	143.3	13.078	126.8		1:12.539	27	19.695	130.8	36.890	145.4	12.426	129.5		1:09.011
12	20.298	122.5	38.418	144.2	13.131	126.8		1:11.847	28	19.892	132.6	<u>36.628</u>	146.4	12.487	124.0		1:09.007
13	20.355	122.7	40.294	143.0	13.194	125.9		1:13.843	29	19.777	131.8	36.821	146.7	<u>12.331</u>	130.5		1:08.929
14	20.385	123.9	39.199	144.2	13.141	127.8		1:12.725	30	<u>19.679</u>	<u>133.9</u>	36.706	147.0	12.911	128.0		1:09.296
15	21.832	110.0	44.187	107.2				1:27.946	31	19.841	131.3	36.725	<u>147.7</u>	12.344	<u>131.0</u>		<u>1:08.910</u>
16		111.5	40.749	127.0	14.500	124.5		2:45.413 P	32								

9 Gibson-Ward (P6)									Broadley Lola T70 Mk3B								
lap	Sect-1	Speed	Sect-2	Speed	Sect-3	Speed	TopSpeed	laptime pit	lap	Sect-1	Speed	Sect-2	Speed	Sect-3	Speed	Topspeed	laptime pit
1	Out	91.4	44.059	134.1	14.441	123.5		1:21.934	14	21.708	112.6	39.671	135.2	13.120	126.1		1:14.499
2	21.985	110.4	40.120	140.9	14.085	125.4		1:16.190	15	20.018	127.6	37.530	141.2	12.457	125.6		1:10.005
3	20.934	115.5	39.476	140.9	13.151	126.3		1:13.561	16	21.992	117.7	40.791	120.0				1:22.855
4	20.635	117.9	38.526	141.2	13.207	126.3		1:12.368	17	Out	106.8	39.731	129.5	13.271	126.8		5:16.042 P
5	20.485	117.0	38.849	141.5	13.188	126.6		1:12.522	18	19.854	127.6	37.537	142.4	12.580	126.3		1:09.971
6	20.724	116.4	55.390	136.9				1:33.260	19	19.711	<u>130.8</u>	37.309	143.0	12.386	127.3		1:09.406
7	Out	108.3	44.126	129.5	13.890	127.3		3:42.518 P	20	19.719	128.1	36.952	142.4	12.408	128.7		1:09.079
8	22.525	102.0	42.525	136.6	13.599	125.6		1:18.649	21	20.022	124.8	37.097	142.1	<u>12.314</u>	128.3		1:09.433
9	20.721	115.5	39.650	142.7	13.610	127.0		1:13.981	22	23.999	84.5	51.048	72.3	16.126	106.4		1:31.173
10	20.690	116.2	39.025	142.4	13.009	128.5		1:12.724	23	21.730	116.0	38.407	139.1	12.704	128.5		1:12.841
11	20.863	109.7	38.979	142.4				1:16.810	24	<u>19.569</u>	128.5	36.804	<u>143.6</u>	12.521	127.8		1:08.894
12	Out	102.7	45.080	128.3	13.634	114.3		3:40.955 P	25	19.791	124.8	<u>36.661</u>	<u>143.6</u>	12.337	<u>129.0</u>		<u>1:08.789</u>
13	21.179	118.9	39.714	135.2	13.190	119.8		1:14.083	26								



**Session Start: 10:18:06 - Finish: 10:58:12**  
**Weather/Track Conditions: Bright / Dry**  
**Circuit: Donington Park National**  
**Track Length: 3.185 Km - 1.9791 miles**

# Donington Historic Festival - 30 Apr - 2 May 2016

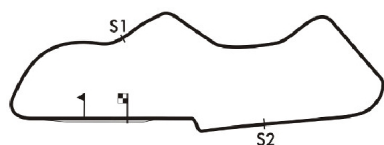
## '1000km' 1964-71 World Sportscar Championship

### Qualifying - Sector Analysis

10 Gibson-Littlejohn (P6)									Broadley Lola T70 Mk3B								
lap	Sect-1	Speed	Sect-2	Speed	Sect-3	Speed	TopSpeed	laptime pit	lap	Sect-1	Speed	Sect-2	Speed	Sect-3	Speed	Topspeed	laptime pit
1	Out	109.9	42.574	138.8	14.234	124.2		1:17.893	15	20.396	116.4	38.916	143.9	13.354	127.0		1:12.666
2	21.086	118.3	40.005	140.0	13.862	125.4		1:14.953	16	20.431	119.3	38.050	143.3	12.938	127.5		1:11.419
3	20.696	121.4	40.024	138.0	13.346	123.3		1:14.066	17	20.320	115.8	38.912	141.8	12.854	127.5		1:12.086
4	20.361	130.3	38.921	138.5	13.091	125.2		1:12.373	18	20.052	121.9	38.262	140.9	12.655	127.0		1:10.969
5	20.283	129.5	39.050	141.2	13.083	127.3		1:12.416	19	20.086	118.7	38.067	143.3	12.654	127.3		1:10.807
6	20.531	121.4	45.552	140.6	13.255	124.9		1:19.338	20	20.160	121.7	37.996	143.6	12.748	127.3		1:10.904
7	20.294	126.9	42.343	130.7	14.472	122.2		1:17.109	21	20.095	123.9	37.913	143.0				1:15.615
8	20.633	<u>130.5</u>	40.675	139.7	13.311	124.5		1:14.619	22	Out	117.4	38.106	142.7	12.734	128.3		4:09.373 P
9	20.505	126.4	40.752	139.7	13.164	124.5		1:14.421	23	20.228	123.9	38.204	141.8	12.798	127.3		1:11.230
10	20.561	130.0	39.202	141.2	12.941	126.1		1:12.704	24	20.018	121.7	37.437	143.3	<u>12.501</u>	128.7		<u>1:09.956</u>
11	20.610	129.8	39.048	140.9				1:15.454	25	20.003	121.0	38.190	142.7	12.829	<u>129.2</u>		1:11.022
12	Out	109.0	40.764	140.3	13.346	127.3		5:19.369 P	26	20.016	124.1	<u>37.378</u>	<u>145.1</u>	12.632	128.7		1:10.026
13	21.044	106.4	40.498	135.5	15.098	123.8		1:16.640	27	<u>19.968</u>	121.0	37.540	144.2	12.608	128.0		1:10.116
14	20.629	115.7	39.133	140.9	12.837	126.6		1:12.599	28								

12 Brooks-Beebe-Beebe (P3)									Chevron B8								
lap	Sect-1	Speed	Sect-2	Speed	Sect-3	Speed	TopSpeed	laptime pit	lap	Sect-1	Speed	Sect-2	Speed	Sect-3	Speed	Topspeed	laptime pit
1	Out	80.2	51.109	106.0	17.589	92.6		1:33.611	15	22.077	115.3	41.126	117.7	15.001	88.4		1:18.204
2	24.655	102.9	43.004	119.6	15.843	97.4		1:23.502	16	24.458	104.0	42.316	121.1	13.832	112.0		1:20.606
3	23.441	113.3	41.529	120.9	14.902	103.9		1:19.872	17	21.568	113.7	41.148	123.3	13.619	113.2		1:16.335
4	23.055	115.1	41.471	120.0	14.284	108.3		1:18.810	18	<u>21.464</u>	115.5	40.378	<u>124.7</u>	<u>13.305</u>	<u>113.7</u>		<u>1:15.147</u>
5	22.188	117.7	41.250	119.4	14.269	107.0		1:17.707	19	21.946	108.6	41.094	122.2				1:22.756
6	21.911	121.7	41.484	120.7	14.302	103.9		1:17.697	20	Out	104.6	44.387	112.6	15.630	101.3		2:55.035 P
7	22.315	<u>124.5</u>	42.403	117.3	13.985	108.1		1:18.703	21	23.183	111.5	44.552	117.1	14.936	105.5		1:22.671
8	22.198	123.4	47.767	113.4	14.599	108.3		1:24.564	22	22.921	112.4	41.149	121.3	14.310	107.6		1:18.380
9	23.466	114.7	44.948	93.0				1:31.315	23	23.383	113.5	43.613	120.2	14.296	108.6		1:21.292
10	Out	98.6	47.014	113.5	16.105	88.1		3:15.565 P	24	22.396	118.1	40.342	121.8	14.231	109.5		1:16.969
11	23.757	111.1	43.924	107.6	14.854	110.4		1:22.535	25	22.132	117.4	40.369	122.9	13.972	109.7		1:16.473
12	21.745	115.3	<u>40.173</u>	124.2	13.582	112.8		1:15.500	26	22.311	122.7	40.299	121.1	13.785	110.4		1:16.395
13	21.649	112.0	41.343	120.7	13.806	110.9		1:16.798	27	22.373	116.4	40.598	122.2	14.019	106.4		1:16.990
14	21.932	112.0	44.155	87.8	16.486	103.7		1:22.573	28								

14 Bryant (P6)									Lola T70 Mk3B								
lap	Sect-1	Speed	Sect-2	Speed	Sect-3	Speed	TopSpeed	laptime pit	lap	Sect-1	Speed	Sect-2	Speed	Sect-3	Speed	Topspeed	laptime pit
1	Out	83.7	52.917	92.1	17.254	88.8		1:36.758	12	20.420	122.3	38.563	135.7	12.842	126.8		1:11.825
2	26.004	98.7	50.274	106.9	14.569	111.7		1:30.847	13	20.072	124.5	38.555	137.1	13.812	124.2		1:12.439
3	22.288	110.8	42.055	128.5	14.105	121.3		1:18.448	14	20.543	126.2	37.938	139.1	12.769	126.3		1:11.250
4	20.783	122.5	39.125	135.7	13.307	125.9		1:13.215	15	19.954	125.9	37.830	138.8	12.541	126.8		1:10.325
5	25.687	99.6	45.623	104.2	14.222	126.1		1:25.532	16	19.848	126.4	37.588	138.5	12.794	124.0		1:10.230
6	20.132	124.8	42.757	114.1	14.047	125.4		1:16.936	17	19.963	124.5	37.716	138.3	12.675	126.8		1:10.354
7	20.281	125.7	39.749	136.6	12.820	126.3		1:12.850	18	20.003	124.1	38.134	138.0	12.585	126.6		1:10.722
8	20.285	121.0	39.389	136.3	12.614	<u>127.5</u>		1:12.288	19	19.878	127.6	37.644	138.5	12.452	127.0		1:09.974
9	20.282	123.9	44.654	107.2				1:25.747	20	20.441	100.6	42.411	136.0	12.872	126.8		1:15.724
10	Out	88.1	45.411	114.5	In			7:00.679 P	21	<u>19.787</u>	<u>130.0</u>	<u>37.315</u>	<u>139.7</u>	<u>12.356</u>	127.3		<u>1:09.458</u>
11	Out	109.2	40.526	133.3	13.311	126.3		8:31.602 P	22								



Session Start: 10:18:06 - Finish: 10:58:12

Weather/Track Conditions: Bright / Dry

Circuit: Donington Park National

Track Length: 3.185 Km - 1.9791 miles

# Donington Historic Festival - 30 Apr - 2 May 2016

## '1000km' 1964-71 World Sportscar Championship

### Qualifying - Sector Analysis

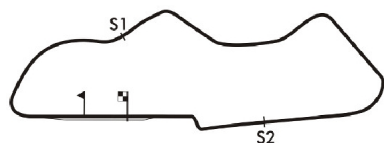
31 Singer-Moran (P3)									Chevron B8								
lap	Sect-1	Speed	Sect-2	Speed	Sect-3	Speed	TopSpeed	laptime pit	lap	Sect-1	Speed	Sect-2	Speed	Sect-3	Speed	Topspeed	laptime pit
1	Out	88.8	45.842	121.5	15.362	108.3		1:24.311	13	26.637	93.0	49.110	113.5	18.346	98.6		1:34.093
2	23.068	97.6	43.385	121.5	14.607	109.0		1:21.060	14	26.393	95.6	50.233	113.5	16.726	101.1		1:33.352
3	22.590	<u>106.8</u>	42.039	121.3	14.580	109.5		1:19.209	15	25.484	92.4	48.764	114.9	16.579	100.5		1:30.827
4	23.119	99.1	42.263	120.7	<u>14.118</u>	<u>110.7</u>		1:19.500	16	25.472	95.2	48.185	114.7	16.648	100.8		1:30.305
5	22.371	98.7	41.099	<u>122.4</u>	14.619	109.7		1:18.089	17	25.202	102.0	46.734	112.4	15.936	100.9		1:27.872
6	22.481	103.5	41.211	120.9	14.375	<u>110.7</u>		1:18.067	18	24.683	102.1	47.884	109.1	16.504	100.0		1:29.071
7	<u>22.180</u>	99.6	43.367	119.4	14.883	107.6		1:20.430	19	25.009	94.7	48.562	107.7	17.051	99.6		1:30.622
8	22.700	106.3	42.794	119.8				1:24.900	20	25.274	96.7	47.749	115.9	16.180	100.3		1:29.203
9	Out	71.5	59.688	91.7	20.612	87.9		3:22.664 P	21	25.350	98.3	47.922	116.7	15.986	100.6		1:29.258
10	28.621	88.5	51.541	110.9	17.211	104.4		1:37.373	22	24.837	93.2	49.288	111.5	16.555	99.8		1:30.680
11	26.696	99.1	51.066	113.4	16.607	103.0		1:34.369	23	26.733	79.3	52.300	98.0				1:46.231
12	25.297	98.7	50.664	112.4	16.660	101.3		1:32.621	24								

33 Bates (INV)									Porsche 911 RS								
lap	Sect-1	Speed	Sect-2	Speed	Sect-3	Speed	TopSpeed	laptime pit	lap	Sect-1	Speed	Sect-2	Speed	Sect-3	Speed	Topspeed	laptime pit
1	Out	77.5	49.887	116.1	16.082	100.6		1:34.315	5	23.185	<u>118.7</u>	42.746	113.7	<u>14.370</u>	<u>102.6</u>		1:20.301
2	24.414	102.3	43.657	115.7	14.891	102.0		1:22.962	6	23.234	115.3	48.497	62.3				1:33.693
3	23.361	112.4	43.405	<u>117.3</u>	14.504	101.3		1:21.270	7	Out	90.3	45.067	116.9	In			10:57.009 P
4	<u>23.042</u>	113.5	<u>42.371</u>	116.3	14.391	101.4		1:19.804	8								

39 Taylor-Diffey (P3)									Chevron B8								
lap	Sect-1	Speed	Sect-2	Speed	Sect-3	Speed	TopSpeed	laptime pit	lap	Sect-1	Speed	Sect-2	Speed	Sect-3	Speed	Topspeed	laptime pit
1	Out	89.5	50.660	89.2	17.359	88.5		1:33.600	5	Out	87.5	45.759	118.3	14.846	104.7		2:53.749 P
2	27.665	82.2	52.977	95.6	16.647	95.9		1:37.289	6	23.209	<u>113.5</u>	42.353	122.0	<u>14.090</u>	<u>109.5</u>		1:19.652
3	25.983	86.3	53.320	88.9	18.473	82.3		1:37.776	7	<u>22.729</u>	109.5	<u>42.083</u>	<u>122.9</u>	14.226	109.1		<u>1:19.038</u>
4	28.775	80.5	52.968	93.0				1:41.796	8	25.162	77.7	1:16.950	46.2				2:07.497

70 Kremer-Kremer-Mitchell (P3)									Elva Mk8								
lap	Sect-1	Speed	Sect-2	Speed	Sect-3	Speed	TopSpeed	laptime pit	lap	Sect-1	Speed	Sect-2	Speed	Sect-3	Speed	Topspeed	laptime pit
1	23.898	101.2	43.020	115.9	15.011	109.1		1:21.929	8		109.7	41.059	123.8	13.791	111.3		3:43.535 P
2	22.602	110.2	40.897	123.5	13.951	111.5		1:17.450	9	22.086	101.8	42.176	123.5	14.038	110.7		1:18.300
3	<u>21.675</u>	<u>118.3</u>	<u>40.117</u>	<u>126.1</u>	13.713	<u>112.2</u>		1:15.505	10	22.268	103.0	41.919	124.5	13.660	<u>112.2</u>		1:17.847
4	22.031	106.4	44.170	89.8				1:28.265	11	22.024	103.7	41.237	125.6	13.594	111.8		1:16.855
5		59.3	1:05.484	99.5	19.647	99.0		4:44.755 P	12	21.942	108.8	41.271	124.7	<u>13.469</u>	<u>112.2</u>		1:16.682
6	32.086	62.2	1:00.135	97.3	20.811	97.6		1:53.032	13	21.734	109.3	41.104	125.4	13.707	111.8		1:16.545
7	30.841	67.6	1:00.201	102.3				1:56.747	14	22.137	102.4	44.196	108.4				1:25.722

79 Lambilliotte-De Dryver (P3)									Chevron B8								
lap	Sect-1	Speed	Sect-2	Speed	Sect-3	Speed	TopSpeed	laptime pit	lap	Sect-1	Speed	Sect-2	Speed	Sect-3	Speed	Topspeed	laptime pit
1	26.754	91.8	47.062	112.2	16.205	102.8		1:30.021	12	25.159	91.3	46.517	115.1	15.094	103.7		1:26.770
2	25.454	97.3	45.869	112.2	16.012	100.8		1:27.335	13	24.694	94.8	45.965	114.5	<u>14.803</u>	<u>106.0</u>		1:25.462
3	25.352	98.1	<u>44.799</u>	113.9	15.470	102.8		1:25.621	14	24.448	94.1	46.323	<u>117.1</u>	14.901	105.0		1:25.672
4	25.191	<u>98.4</u>	50.263	102.8				1:37.384	15	24.374	93.3	45.832	116.1	15.090	103.9		1:25.296
5		89.1	49.242	99.6	16.436	99.5		4:29.642 P	16	25.034	90.0	47.116	100.9				1:35.785
6	25.445	90.9	46.201	114.1	15.238	103.1		1:26.884	17		81.5	48.294	<u>117.1</u>	14.825	104.7		6:46.843 P
7	24.752	93.8	48.152	115.5	15.731	102.2		1:28.635	18	24.278	86.7	45.374	113.9	14.910	103.0		<u>1:24.562</u>
8	24.271	96.7	46.555	114.1	15.338	102.6		1:26.164	19	25.279	88.8	47.869	114.5	15.316	101.1		1:28.464
9	24.320	91.5	46.200	115.3	15.273	103.7		1:25.793	20	24.865	91.5	46.974	114.9	15.134	103.0		1:26.973
10	24.316	94.1	45.949	115.9	15.131	103.1		1:25.396	21	24.661	90.8	45.447	113.9	16.347	97.2		1:26.455
11	<u>24.233</u>	93.0	49.163	99.6	16.912	98.7		1:30.308	22								



Session Start: 10:18:06 - Finish: 10:58:12

Weather/Track Conditions: Bright / Dry

Circuit: Donington Park National

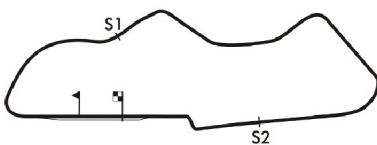
Track Length: 3.185 Km - 1.9791 miles

# Donington Historic Festival - 30 Apr - 2 May 2016

## '1000km' 1964-71 World Sportscar Championship

### Qualifying - Sector Analysis

85 Warburton-Newall (P3)									Chevron B8								
lap	Sect-1	Speed	Sect-2	Speed	Sect-3	Speed	TopSpeed	laptime pit	lap	Sect-1	Speed	Sect-2	Speed	Sect-3	Speed	Topspeed	laptime pit
1	22.688	114.3	40.949	122.4	13.807	107.7		1:17.444	12	23.388	95.0	48.639	105.7				1:33.598
2	22.336	118.7	41.167	121.1	13.913	106.7		1:17.416	13		103.8	42.065	119.2	14.008	108.6		9:01.105 P
3	22.335	115.5	40.603	121.1	13.695	108.1		1:16.633	14	24.775	104.6	41.786	121.1	13.830	108.8		1:20.391
4	22.198	119.5	40.244	120.5	13.670	107.6		1:16.112	15	22.170	119.7	40.420	121.1	13.738	110.2		1:16.328
5	22.207	118.1	40.586	122.6	14.003	106.9		1:16.796	16	22.160	117.4	40.428	121.5	13.670	109.5		1:16.258
6	22.305	113.3	46.028	110.2				1:27.787	17	22.149	<u>121.0</u>	40.363	121.3	13.595	109.1		1:16.107
7	Out	88.7	51.588	109.5	16.474	102.8		3:51.365 P	18	21.961	118.3	40.586	120.7	13.487	109.8		1:16.034
8	24.050	100.9	45.139	117.5	15.117	104.2		1:24.306	19	22.209	117.9	44.353	100.0	15.133	110.7		1:21.695
9	23.947	104.5	45.035	117.5	15.257	106.5		1:24.239	20	22.033	119.7	40.390	121.1	13.424	110.9		1:15.847
10	23.470	105.6	45.418	117.3	14.778	107.0		1:23.666	21	<u>21.753</u>	120.1	<u>39.763</u>	<u>123.3</u>	<u>13.270</u>	<u>111.7</u>		<u>1:14.786</u>
11	23.402	105.9	44.473	117.1	14.531	105.4		1:22.406	22	21.763	119.7	39.887	121.5	14.044	98.4		1:15.694



Session Start: 10:18:06 - Finish: 10:58:12

Weather/Track Conditions: Bright / Dry

Circuit: Donington Park National

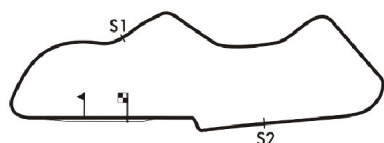
Track Length: 3.185 Km - 1.9791 miles

# Donington Historic Festival - 30 Apr - 2 May 2016

## '1000km' 1964-71 World Sportscar Championship

### Qualifying - Best Sector Times

POS	NO	DRIVER/S	Sector 1			Sector 2			Sector 3			IDEAL LAP	BEST LAP	On
			TIME	LAP	POS	TIME	LAP	POS	TIME	LAP	POS			
1	9	Gibson-Ward	19.569	24	1	36.661	25	2	12.314	21	1	1:08.544	<b>1:08.789</b>	<b>25</b>
2	6	Voyazides-Hadfield	19.679	30	2	36.628	28	1	12.331	29	2	1:08.638	<b>1:08.910</b>	<b>31</b>
3	14	Bryant	19.787	21	3	37.315	21	3	12.356	21	3	1:09.458	<b>1:09.458</b>	<b>21</b>
4	10	Gibson-Littlejohn	19.968	27	4	37.378	26	4	12.501	24	4	1:09.847	<b>1:09.956</b>	<b>24</b>
5	4	Watson-O'Connell-Kirkaldy	21.357	4	5	39.354	17	5	13.106	15	5	1:13.817	<b>1:14.142</b>	<b>17</b>
6	85	Warburton-Newall	21.753	21	8	39.763	21	6	13.270	21	6	1:14.786	<b>1:14.786</b>	<b>21</b>
7	12	Brooks-Beebee-Beebee	21.464	18	6	40.173	12	8	13.305	18	7	1:14.942	<b>1:15.147</b>	<b>18</b>
8	70	Kremer-Kremer-Mitchell	21.675	3	7	40.117	3	7	13.469	12	8	1:15.261	<b>1:15.505</b>	<b>3</b>
9	31	Singer-Moran	22.180	7	9	41.099	5	9	14.118	4	10	1:17.397	<b>1:18.067</b>	<b>6</b>
10	39	Taylor-Diffey	22.729	7	10	42.083	7	10	14.090	6	9	1:18.902	<b>1:19.038</b>	<b>7</b>
11	33	Bates	23.042	4	11	42.371	4	11	14.370	5	11	1:19.783	<b>1:19.804</b>	<b>4</b>
12	79	Lambilliotte-De Dryver	24.233	11	12	44.799	3	12	14.803	13	12	1:23.835	<b>1:24.562</b>	<b>18</b>



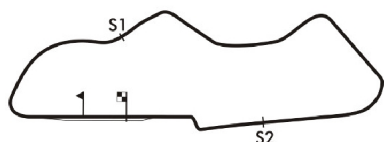
**Session Start: 10:18:06 - Finish: 10:58:12**  
**Weather/Track Conditions: Bright / Dry**  
**Circuit: Donington Park National**  
**Track Length: 3.185 Km - 1.9791 miles**

# Donington Historic Festival - 30 Apr - 2 May 2016

## '1000km' 1964-71 World Sportscar Championship

### Qualifying - Best Sector Speeds

	NO	SECTOR 1	MPH	NO	SECTOR 2	MPH	NO	SECTOR 3	MPH
1	6	Voyazides-Hadfield	133.9	6	Voyazides-Hadfield	147.7	6	Voyazides-Hadfield	131.0
2	9	Gibson-Ward	130.8	10	Gibson-Littlejohn	145.1	10	Gibson-Littlejohn	129.2
3	10	Gibson-Littlejohn	130.5	9	Gibson-Ward	143.6	9	Gibson-Ward	129.0
4	14	Bryant	130.0	14	Bryant	139.7	14	Bryant	127.5
5	4	Watson-O'Connell-Kirkaldy	126.2	70	Kremer-Kremer-Mitchell	126.1	12	Brooks-Beebee-Beebee	113.7
6	12	Brooks-Beebee-Beebee	124.5	12	Brooks-Beebee-Beebee	124.7	70	Kremer-Kremer-Mitchell	112.2
7	85	Warburton-Newall	121.0	4	Watson-O'Connell-Kirkaldy	123.3	85	Warburton-Newall	111.7
8	33	Bates	118.7	85	Warburton-Newall	123.3	4	Watson-O'Connell-Kirkaldy	110.9
9	70	Kremer-Kremer-Mitchell	118.3	39	Taylor-Diffey	122.9	31	Singer-Moran	110.7
10	39	Taylor-Diffey	113.5	31	Singer-Moran	122.4	39	Taylor-Diffey	109.5
11	31	Singer-Moran	106.8	33	Bates	117.3	79	Lambilliotte-De Dryver	106.0
12	79	Lambilliotte-De Dryver	98.4	79	Lambilliotte-De Dryver	117.1	33	Bates	102.6



**Session Start: 10:18:06 - Finish: 10:58:12**  
**Weather/Track Conditions: Bright / Dry**  
**Circuit: Donington Park National**  
**Track Length: 3.185 Km - 1.9791 miles**

# Donington Historic Festival - 30 Apr - 2 May 2016

## '1000km' 1964-71 World Sportscar Championship

### Race - Starting Grid

Sheet No:

Start Time : 16:10 - Heat Duration : 3 Hours

6	11	<b>33</b> Bates	12	<b>79</b> Lambilliotte-De Dryver
5	9	<b>31</b> Singer-Moran	10	<b>39</b> Taylor-Diffey
4	7	<b>12</b> Brooks-Beebee-Beebee	8	<b>70</b> Kremer-Kremer-Mitchell
3	5	<b>4</b> Watson-O'Connell-Kirkaldy	6	<b>85</b> Warburton-Newall
2	3	<b>14</b> Bryant	4	<b>10</b> Gibson-Littlejohn
1	1	<b>9</b> Gibson-Ward	2	<b>6</b> Voyazides-Hadfield

Pole Right

ROW 

These results are provisional until the conclusion of any judicial and technical matters.

Circuit: Donington Park National  
Track Length: 3.185 Km - 1.9791 miles

Clerk of the Course:

Julian Floyd

Timekeeper:

Nick Palmer

Posted at:

# Donington Historic Festival - 30 Apr - 2 May 2016

## '1000km' 1964-71 World Sportscar Championship

### Race - Classification

Sheet No:

POS	NO	DRIVER/S	CLASS	CLASS POS	CAR MAKE / MODEL	TIME	LAPS	GAP	DIFF	MPH	BEST	ON
1	9	Gibson-Ward	P6	1	Broadley Lola T70 Mk3B	2:45:34.63	127	-- 127		91.07	1:08.912	100
2	10	Gibson-Littlejohn	P6	2	Broadley Lola T70 Mk3B	2:45:41.24	127	6.608	6.608	91.01	1:10.295	78
3	14	Bryant	P6	3	Lola T70 Mk3B	2:46:40.54	127	1:05.906	59.298	90.48	1:09.596	113
4	4	O'Connell-Kirkaldy	P3	1	Chevron B8	2:46:05.31	123	-- 123	4:10.310	87.94	1:13.752	89
5	85	Newall-Warburton	P3	2	Chevron B8	2:46:08.98	122	-- 122	1:39.432	87.19	1:14.053	86
6	12	Beebee R-Beebee J-Brooks	P3	3	Chevron B8	2:46:17.13	121	-- 121	1:23.443	86.40	1:14.304	63
7	70	Kremer D-Kremer G-Mitchell	P3	4	Elva Mk8	2:46:23.99	118	-- 118	3:58.670	84.20	1:16.459	111
8	79	Lambilliotte-De Dryver	P3	5	Chevron B8	2:46:48.24	107	-- 107	14:30.13	76.17	1:20.531	66
9	31	Singer-Moran	P3	6	Chevron B8	2:45:53.08	106	-- 106	33.216	75.88	1:16.967	62
10	39	Taylor-Diffey	P3	7	Chevron B8	2:46:31.32	102	-- 102	6:28.384	72.73	1:17.440	74
11	6	Voyazides-Hadfield	P6	4	Lola T70 Mk3B	37:31.884	24	-- 24 laps		75.93	1:20.800	22

----- FASTEST LAP SUMMARY -----

NO	DRIVER/S	CLASS	CAR MAKE / MODEL	FASTEST LAP	ON	MPH
9	Gibson-Ward	P6	Broadley Lola T70 Mk3B	1:08.912	100	103.39
4	O'Connell-Kirkaldy	P3	Chevron B8	1:13.752	89	96.60

*Session Start: 16:46:05 - Finish: 19:31:39*  
*Weather/Track Conditions: Bright / Drying*  
*Circuit: Donington Park National*  
*Track Length: 3.185 Km - 1.9791 miles*

These results are provisional until the conclusion of any judicial and technical matters.

Clerk of the Course:  <div style="text-align: right;">Julian Floyd</div>	Timekeeper:  <div style="text-align: right;">Nick Palmer</div>	Posted at:
--------------------------------------------------------------------------------	----------------------------------------------------------------------	------------





# Donington Historic Festival - 30 Apr - 2 May 2016

## '1000km' 1964-71 World Sportscar Championship

### Race - Classification - 1 Hour Bulletin

Sheet No:

POS	NO	DRIVER/S	CLASS	CLASS POS	CAR MAKE / MODEL	TIME	LAPS	GAP	DIFF	MPH	BEST	ON
1	4	O'Connell-Kirkaldy	P3	1	Chevron B8	58:46.982	43	-- 43 laps		86.86	1:14.442	43
2	14	Bryant	P6	1	Lola T70 Mk3B	59:12.699	43	25.717	25.717	86.23	1:14.201	43
3	85	Newall-Warburton	P3	2	Chevron B8	59:23.154	43	36.172	10.455	85.98	1:15.448	43
4	10	Gibson-Littlejohn	P6	2	Broadley Lola T70 Mk3B	59:06.311	42	-- 42 laps	58.605	84.38	1:12.904	42
5	70	Kremer D-Kremer G-Mitchell	P3	3	Elva Mk8	59:07.931	41	-- 41 laps	1:14.524	82.33	1:20.315	37
6	12	Beebee R-Beebee J-Brooks	P3	4	Chevron B8	58:42.971	40	-- 40 laps	56.510	80.89	1:15.851	38
7	9	Gibson-Ward	P6	3	Broadley Lola T70 Mk3B	59:29.620	40	46.649	46.649	79.83	1:10.608	40
8	39	Taylor-Diffey	P3	5	Chevron B8	58:25.186	37	-- 37 laps	1:00:53.9	75.20	1:23.782	35
9	79	Lambilliotte-De Dryver	P3	6	Chevron B8	55:53.621	34	-- 34 laps	57:41.24	72.23	1:27.562	29
10	31	Singer-Moran	P3	7	Chevron B8	58:37.388	34	2:43.767	2:43.767	68.87	1:24.799	23
11	6	Voyazides-Hadfield	P6	4	Lola T70 Mk3B	37:31.884	24	-- 24 laps	34.547	75.93	1:20.800	22

----- FASTEST LAP SUMMARY -----

NO	DRIVER/S	CLASS	CAR MAKE / MODEL	FASTEST LAP	ON	MPH
9	Gibson-Ward	P6	Broadley Lola T70 Mk3B	1:10.608	40	100.90
4	O'Connell-Kirkaldy	P3	Chevron B8	1:14.442	43	95.71

*Session Start: 16:46:05 - Finish:*

*Weather/Track Conditions:*

*Circuit: Donington Park National*

*Track Length: 3.185 Km - 1.9791 miles*

These results are provisional until the conclusion of any judicial and technical matters.

Clerk of the Course:  <div style="text-align: right;">Julian Floyd</div>	Timekeeper:  <div style="text-align: right;">Nick Palmer</div>	Posted at:
--------------------------------------------------------------------------------	----------------------------------------------------------------------	------------



# Donington Historic Festival - 30 Apr - 2 May 2016

## '1000km' 1964-71 World Sportscar Championship

### Race - Classification - 2 Hour Bulletin

Sheet No:

POS	NO	DRIVER/S	CLASS	CLASS POS	CAR MAKE / MODEL	TIME	LAPS	GAP	DIFF	MPH	BEST	ON
1	10	Gibson-Littlejohn	P6	1	Broadley Lola T70 Mk3B	1:59:55.98	93	-- 93 laps		92.07	1:10.295	78
2	9	Gibson-Ward	P6	2	Broadley Lola T70 Mk3B	1:58:56.67	89	-- 89 laps	3:44.154	88.85	1:09.023	78
3	4	O'Connell-Kirkaldy	P3	1	Chevron B8	1:59:36.21	89	39.542	39.542	88.36	1:13.752	89
4	14	Bryant	P6	3	Lola T70 Mk3B	1:59:31.60	88	-- 88 laps	1:09.145	87.42	1:10.188	78
5	12	Beebee R-Beebee J-Brooks	P3	2	Chevron B8	1:59:31.99	85	-- 85 laps	3:34.641	84.44	1:14.304	63
6	85	Newall-Warburton	P3	3	Chevron B8	1:59:38.67	85	6.680	6.680	84.36	1:14.174	80
7	70	Kremer D-Kremer G-Mitchell	P3	4	Elva Mk8	1:59:57.47	82	-- 82 laps	4:02.396	81.17	1:16.817	80
8	31	Singer-Moran	P3	5	Chevron B8	1:58:53.15	74	-- 74 laps	9:15.121	73.91	1:16.967	62
9	79	Lambilliotte-De Dryver	P3	6	Chevron B8	1:58:44.63	73	-- 73 laps	1:11.930	73.00	1:20.531	66
10	39	Taylor-Diffey	P3	7	Chevron B8	1:59:52.17	70	-- 70 laps	5:19.052	69.34	1:17.511	68
11	6	Voyazides-Hadfield	P6	4	Lola T70 Mk3B	37:31.884	24	-- 24 laps		75.93	1:20.800	22

----- FASTEST LAP SUMMARY -----

NO	DRIVER/S	CLASS	CAR MAKE / MODEL	FASTEST LAP	ON	MPH
9	Gibson-Ward	P6	Broadley Lola T70 Mk3B	1:09.023	78	103.22
4	O'Connell-Kirkaldy	P3	Chevron B8	1:13.752	89	96.60

*Session Start: 16:46:05 - Finish:*

*Weather/Track Conditions:*

*Circuit: Donington Park National*

*Track Length: 3.185 Km - 1.9791 miles*

These results are provisional until the conclusion of any judicial and technical matters.

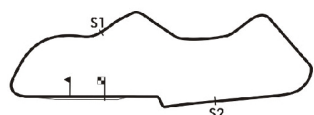
Clerk of the Course:  <div style="text-align: right;">Julian Floyd</div>	Timekeeper:  <div style="text-align: right;">Nick Palmer</div>	Posted at:
--------------------------------------------------------------------------------	----------------------------------------------------------------------	------------

# Donington Historic Festival - 30 Apr - 2 May 2016

## '1000km' 1964-71 World Sportscar Championship

### Race - Sector Analysis

4 O'Connell-Kirkaldy (P3)									Chevron B8								
lap	Sect-1	Speed	Sect-2	Speed	Sect-3	Speed	TopSpeed	laptime pit	lap	Sect-1	Speed	Sect-2	Speed	Sect-3	Speed	Topspeed	laptime pit
1		85.3	53.304	112.0	17.696	99.8		1:40.825	63	21.456	119.3	39.820	122.2	13.200	110.0		1:14.476
2	26.947	86.2	51.721	113.5	17.200	100.3		1:35.868	64	21.430	122.7	39.552	122.6	13.201	109.1		1:14.183
3	26.810	85.3	51.644	113.2	17.407	100.2		1:35.861	65	21.511	107.3	39.739	122.0	13.164	109.7		1:14.414
4	26.436	88.3	50.797	112.4	17.838	99.5		1:35.071	66	21.450	123.0	39.930	122.6	13.195	109.5		1:14.575
5	26.586	87.5	50.619	113.0	16.713	99.9		1:33.918	67	21.312	124.8	39.372	122.2	13.154	110.6		1:13.838
6	26.336	89.4	50.313	113.9	16.422	101.3		1:33.071	68	22.038	106.6	40.311	122.0	13.337	109.7		1:15.686
7	26.035	85.3	49.952	113.9	16.118			1:32.105	69	21.585	121.7	39.749	122.2	13.358			1:14.692
8	26.045	82.5	49.623	115.1	16.092	102.3		1:31.760	70	21.543	112.4	39.992	122.6	13.340	109.8		1:14.875
9	25.768	85.4	48.500	114.7	16.228	102.0		1:30.496	71	21.496	121.7	39.778	122.6	13.160	109.8		1:14.434
10	25.455	91.4	48.237	115.3	15.588	102.2		1:29.280	72	21.644	122.5	39.792	122.2	13.086	110.0		1:14.522
11	24.998	96.5	47.971	116.9	15.517	103.1		1:28.486	73	21.362	120.8	39.771	122.4	13.091	110.4		1:14.224
12	25.053	90.9	46.563	117.5	15.288	103.3		1:26.904	74	21.298	120.4	39.931	121.1	13.102	110.0		1:14.331
13	24.708	102.0	45.283	117.9	15.083	104.2		1:25.074	75	21.422	118.9	39.758	123.3	12.980	110.4		1:14.160
14	24.815	100.2	44.668	119.2	14.900	105.2		1:24.383	76	21.538	123.4	39.743	122.4	13.126	109.7		1:14.407
15	23.979	104.3	43.801	119.4	14.450	104.9		1:22.230	77	21.363	123.4	40.394	123.1				1:20.460
16	23.653	105.8	43.054	120.7	14.336	104.9		1:21.043	78		101.0	42.907	121.3	14.363	107.4		4:42.765 P
17	23.902	105.9	42.542	121.1	14.263	105.7		1:20.707	79	22.235	111.5	41.372	122.2	13.653	109.0		1:17.260
18	23.804	106.4	42.390	122.6	15.093	104.7		1:21.287	80	21.952	116.2	40.725	122.9	13.439	110.4		1:16.116
19	23.637	107.6	41.510	122.2	14.589	106.0		1:19.736	81	21.732	115.8	40.213	124.2	13.421	111.1		1:15.366
20	23.210	107.1	42.285	123.3	14.076	106.4		1:19.571	82	21.710	119.1	40.676	124.0	13.245	110.6		1:15.631
21	22.923	110.9	41.180	122.2	13.804	106.0		1:17.907	83	21.365	121.2	39.943	123.3	13.033	110.9		1:14.341
22	22.929	110.0	42.182	122.2	14.034	107.0		1:19.145	84	21.416	124.5	39.516	123.1	13.050	111.3		1:13.982
23	22.915	105.9	41.057	120.7	13.705	107.4		1:17.677	85	21.310	126.2	39.466	123.8	13.038	111.3		1:13.814
24	22.680	114.5	40.650	121.3	13.564	108.1		1:16.894	86	21.295	126.4	40.073	123.1	13.093	111.1		1:14.461
25	22.422	114.5	40.462	121.3	13.651	107.2		1:16.535	87	21.398	126.2	39.418	123.5	13.150	110.6		1:13.966
26	22.671	118.3	40.149	122.0	13.561	109.1		1:16.381	88	21.387	125.2	40.001	123.8	13.136	111.5		1:14.524
27	22.650	109.2	40.330	122.9	13.609	108.8		1:16.589	89	21.300	125.5	39.429	123.5	13.023	111.5		1:13.752
28	22.278	116.6	40.239	121.8	13.369	108.8		1:15.886	90	21.336	127.1	39.658	123.8	13.173	111.5		1:14.167
29	22.231	119.3	39.809	122.9	13.256	109.5		1:15.296	91	21.605	116.6	40.461	123.3	13.252	110.7		1:15.318
30	22.085	116.0	40.891	122.6	13.360	109.0		1:16.336	92	21.448	126.6	39.780	122.6	13.207	110.7		1:14.435
31	22.559	112.4	40.310	123.5	15.210	103.3		1:18.079	93	21.410	127.1	39.707	122.6	13.137	110.9		1:14.254
32	22.402	119.3	40.085	121.8	13.434	108.8		1:15.921	94	21.393	126.4	39.473	122.6	13.162	110.6		1:14.028
33	22.309	114.3	40.260	121.3	13.764	107.7		1:16.333	95	21.317	123.9	40.325	122.0	13.156	110.4		1:14.798
34	22.407	111.5	40.328	119.8	13.788	107.4		1:16.523	96	21.317	123.9	40.138	124.9	13.211	110.7		1:14.666
35	22.255	118.1	40.020	120.9	13.723			1:15.998	97	21.450	124.5	39.517	124.0	13.116	110.4		1:14.083
36	23.124	94.8	40.889	120.5	13.570	107.7		1:17.583	98	21.415	125.0	39.897	123.3	13.011	110.7		1:14.323
37	22.768	105.6	40.798	121.5	14.697	105.9		1:18.263	99	21.375	125.2	39.369	125.2	13.825	109.7		1:14.569
38	22.339	111.7	40.337	121.3	13.586	106.5		1:16.262	100	21.452	125.7	39.627	122.6	13.173	109.8		1:14.252
39	22.297	118.1	40.203	121.5	13.541	108.6		1:16.041	101	21.542	124.8	39.727	122.4	13.256	109.1		1:14.525
40	21.755	122.1	40.512	121.8	13.327			1:15.594	102	21.584	125.7	39.743	122.6	13.263	109.8		1:14.590
41	21.569	119.1	39.976	121.8	13.382	109.5		1:14.927	103	21.343	125.7	39.549	123.1	13.105	110.6		1:13.997
42	21.681	117.0	39.848	122.2	13.165			1:14.694	104	21.361	116.0	42.050	122.2	13.177	111.1		1:16.588
43	21.668	121.4	39.621	122.9	13.153			1:14.442	105	21.441	125.2	39.569	122.6	13.316	109.1		1:14.326
44	21.659	119.9	40.054	123.1	13.177			1:14.890	106	21.451	126.2	39.442	123.8	13.176	110.0		1:14.069
45	21.497	121.7	40.017	121.3	13.241			1:14.755	107	21.668	119.3	41.163	123.3	13.502	110.7		1:16.333
46	21.475	121.0	40.084	121.1	13.175	109.5		1:14.734	108	22.078	113.5	41.319	121.8	13.877	109.1		1:17.274
47	21.501	121.2	39.755	122.9	13.511	106.2		1:14.767	109	22.577	110.2	41.352	120.7				1:21.725
48	21.624	121.7	39.781	121.5	13.211	109.3		1:14.616	110		101.6	42.047	122.6	13.544	108.1		2:40.113 P
49	21.505	120.6	40.437	123.3	13.438	109.3		1:15.380	111	22.042	110.9	40.861	122.4	13.860	107.6		1:16.763
50	21.537	118.7	40.170	122.4	13.211	109.0		1:14.918	112	21.946	117.9	40.424	123.1	13.537	107.7		1:15.907
51	21.492	121.7	39.756	122.2	13.319	109.0		1:14.567	113	22.275	107.6	40.609	122.4	13.539	107.9		1:16.423
52	21.645	119.1	39.643	122.6	13.137	109.8		1:14.425	114	21.603	115.7	40.069	123.1	13.324	109.1		1:14.996
53	21.448	121.2	40.047	122.9	13.135	110.7		1:14.630	115	21.375	115.7	40.284	122.9	14.647	95.9		1:16.306
54	21.436	122.1	39.652	123.8	13.300	111.3		1:14.388	116	25.496	94.2	45.046	117.9	14.955	101.9		1:25.497
55	21.456	121.9	39.981	121.8	13.237	110.6		1:14.674	117	24.760	97.3	47.700	107.4	15.796	94.8		1:28.256
56	21.477	120.8	40.140	122.0	13.378	100.5		1:14.995	118	25.957	88.3	50.793	93.1	17.155	89.1		1:33.905
57	21.973	119.9	39.846	122.9	13.143	110.2		1:14.962	119	27.603	79.5	52.141	96.2	17.069	86.2		1:36.813
58	21.555	122.1	39.670	124.0	13.202	109.8		1:14.427	120	26.900	90.7	52.552	99.3	16.379	86.9		1:35.831
59	21.473	120.1	39.786	122.9	13.258	109.5		1:14.517	121	26.782	90.3	51.679	90.4	17.146	88.2		1:35.607
60	21.447	120.8	39.811	122.2	13.176	109.0		1:14.434	122	27.099	89.6	51.118	98.2	16.382			1:34.599
61	21.375	123.4	40.030	121.8	13.171	110.4		1:14.576	123	27.157	90.0	50.904	89.7	17.704			1:35.765
62	21.735	111.8	40.307	122.6	13.281	110.2		1:15.323	124								



Session Start: 16:46:05 - Finish: 19:31:39  
 Weather/Track Conditions: Bright / Drying  
 Circuit: Donington Park National  
 Track Length: 3.185 Km - 1.9791 miles

# Donington Historic Festival - 30 Apr - 2 May 2016

## '1000km' 1964-71 World Sportscar Championship

### Race - Sector Analysis

6 Voyazides-Hadfield (P6)									Lola T70 Mk3B								
lap	Sect-1	Speed	Sect-2	Speed	Sect-3	Speed	TopSpeed	laptime pit	lap	Sect-1	Speed	Sect-2	Speed	Sect-3	Speed	Topspeed	laptime pit
1		80.1	55.193	107.7	18.716	97.7		1:44.339	13	24.464	88.3	47.749	133.3	15.538	110.4		1:27.751
2	28.433	87.0	54.782	113.5	18.202	96.6		1:41.417	14	24.076	102.0	46.117	134.9	15.612	111.3		1:25.805
3	27.937	84.5	55.209	114.7	18.214	96.1		1:41.360	15	23.941	103.5	46.746	131.5	15.516	113.7		1:26.203
4	28.083	86.7	54.233	117.1	17.398	94.6		1:39.714	16	23.872	104.1	46.640	131.5	15.957	105.5		1:26.469
5	27.397	88.2	54.395	111.1	17.698	95.2		1:39.490	17	24.620	102.4	46.716	134.9	15.325	113.0		1:26.661
6	27.649	88.3	53.245	115.7	17.062			1:37.956	18	24.388	97.3	45.739	133.6	14.992	115.3		1:25.119
7	26.670	88.2	52.714	119.8	16.890	100.9		1:36.274	19	23.732	98.3	45.306	134.4	15.322	113.0		1:24.360
8	26.357	88.1	51.619	125.4	16.727	102.8		1:34.703	20	23.767	102.3	43.222	134.9	14.669	116.5		1:21.658
9	25.784	93.9	50.755	124.7	16.373	105.7		1:32.912	21	23.290	104.6	43.833	134.4	14.706	118.5		1:21.829
10	25.281	95.6	50.284	124.9	16.082	107.6		1:31.647	22	23.292	102.7	43.091	138.3	14.417	118.8		1:20.800
11	25.277	93.8	48.819	127.8	15.628	104.4		1:29.724	23	22.534	104.6	1:02.604	128.5				1:44.419
12	25.202	94.1	48.028	129.2	15.537	109.8		1:28.767	24		91.2	47.135	99.2	In			2:22.507 P

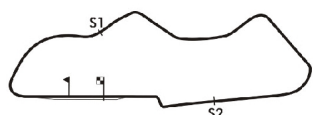


# Donington Historic Festival - 30 Apr - 2 May 2016

## '1000km' 1964-71 World Sportscar Championship

### Race - Sector Analysis

9 Gibson-Ward (P6)									Broadley Lola T70 Mk3B								
lap	Sect-1	Speed	Sect-2	Speed	Sect-3	Speed	TopSpeed	laptime pit	lap	Sect-1	Speed	Sect-2	Speed	Sect-3	Speed	Topspeed	laptime pit
1		79.5	58.472	98.9	18.792	94.7		1:47.794	65	20.003	123.9	37.159	142.1	12.546	125.4		1:09.708
2	29.397	81.5	56.738	101.3	19.098	89.5		1:45.233	66	19.829	126.4	37.395	143.6	12.525	125.9		1:09.749
3	29.794	79.6	57.708	100.5	19.070	90.0		1:46.572	67	19.896	126.2	37.165	143.0	12.489	126.1		1:09.550
4	29.845	80.1	56.698	101.3	18.996	93.1		1:45.539	68	20.124	122.1	37.462	143.0	12.677	125.4		1:10.263
5	29.906	76.2	57.381	100.2	19.844	91.7		1:47.131	69	19.773	128.3	37.203	142.7	12.310	126.1		1:09.286
6	30.042	79.9	56.421	106.7	18.573	91.2		1:45.036	70	20.554	125.7	37.518	143.0	12.759	123.8		1:10.831
7	29.088	81.8	54.989	110.0	17.829	96.5		1:41.906	71	20.008	126.4	37.749	142.7				1:13.892
8	28.312	84.4	55.172	110.7	17.779	94.6		1:41.263	72	Out	123.9	38.314	142.1	12.438	124.7		3:21.205 P
9	28.335	83.7	54.735	106.2	17.964	94.4		1:41.034	73	20.240	115.1	37.263	142.7	12.373	125.4		1:09.876
10	28.125	82.7	53.605	108.8	18.013	97.3		1:39.743	74	19.802	125.7	37.262	143.0	12.441	125.6		1:09.505
11	27.762	84.3	52.104	118.3	16.683	105.2		1:36.549	75	19.963	126.2	36.950	144.2	12.515	126.3		1:09.428
12	26.950	86.7	50.651	120.2	16.768	108.1		1:34.369	76	20.081	128.5	37.401	143.0	12.422	126.1		1:09.904
13	26.135	87.0	50.494	124.2	17.074	107.7		1:33.703	77	19.953	127.1	37.013	143.3	12.303	125.9		1:09.269
14	26.008	89.5	49.886	129.5	15.920	112.8		1:31.814	78	19.744	124.5	36.943	143.0	12.336	125.6		1:09.023
15	25.394	96.9	47.360	130.5	15.903	113.9		1:28.657	79	19.995	121.2	36.935	143.6	12.438	125.2		1:09.368
16	25.552	92.3	48.216	130.5	15.751	104.7		1:29.519	80	19.777	125.5	36.864	143.0	12.385	126.3		1:09.026
17	25.386	91.0	49.037	132.0	15.715	111.5		1:30.138	81	19.808	127.3	37.242	143.6	12.320	127.5		1:09.370
18	24.967	94.6	47.149	129.0	15.526	113.4		1:27.642	82	20.063	120.6	37.320	143.3	12.502	124.5		1:09.885
19	24.639	97.6	46.671	134.4	15.166	115.7		1:26.476	83	19.989	121.2	36.997	143.6	12.588	124.7		1:09.574
20	23.861	97.4	45.547	129.0	16.130	114.7		1:25.538	84	20.094	121.4	37.658	142.4	12.499	127.3		1:10.251
21	24.835	98.6	45.731	135.5	15.018	116.5		1:25.584	85	19.999	126.4	37.031	143.6	12.735	125.2		1:09.765
22	24.247	98.1	45.758	134.1	14.964	116.9		1:24.969	86	19.819	128.1	36.913	142.7	12.594	125.4		1:09.326
23	24.069	97.0	44.535	137.7	14.795	118.3		1:23.399	87	19.761	125.9	36.827	143.0	12.503	125.4		1:09.091
24	23.562	95.2	44.758	136.6	14.450	118.1		1:22.770	88	19.966	122.3	36.962	143.6	12.516	125.4		1:09.444
25	23.308	101.6	44.236	136.6	14.389	120.7		1:21.933	89	19.715	127.3	36.891	143.3	12.433	126.6		1:09.039
26	23.382	101.6	43.615	136.6	14.529	120.2		1:21.526	90	19.812	126.2	37.294	144.8	13.290	123.1		1:10.396
27	23.755	98.1	44.417	136.9	14.814	118.3		1:22.986	91	20.038	125.7	37.210	142.7	12.460	127.0		1:09.708
28	23.409	98.7	46.311	136.0				1:28.357	92	20.360	120.1	37.138	143.6	12.589	125.2		1:10.087
29	Out	106.3	40.039	138.3	13.107	123.5		2:22.709 P	93	19.841	127.1	36.995	143.9	12.441	126.6		1:09.277
30	21.926	116.8	38.730	140.6	21.851	117.1		1:22.507	94	19.827	129.8	36.965	144.2	12.526	125.4		1:09.318
31	21.656	119.1	38.727	140.9	13.445	123.3		1:13.828	95	19.882	127.1	37.406	143.3	12.592	125.9		1:09.880
32	22.509	105.8	39.372	140.6	13.385	124.0		1:15.266	96	19.834	128.5	37.577	145.1	12.425	125.4		1:09.836
33	22.540	108.3	39.353	140.9	13.391	122.4		1:15.284	97	20.208	123.9	38.248	143.3	12.725	126.1		1:11.181
34	21.813	118.1	39.130	139.7	13.147	123.1		1:14.090	98	19.804	127.8	37.104	144.8	12.254	126.8		1:09.162
35	21.240	121.0	38.579	140.6	12.995	123.8		1:12.814	99	20.418	112.2	37.581	143.6	12.341	126.1		1:10.340
36	20.929	122.1	38.021	140.9	12.754	124.2		1:11.704	100	19.821	127.6	36.742	143.9	12.349	124.5		1:08.912
37	20.710	122.5	37.601	142.1	12.773	124.0		1:11.084	101	19.893	125.9	36.961	143.6	12.288	126.3		1:09.142
38	20.673	126.6	37.551	142.1	12.738	124.2		1:10.962	102	19.922	129.3	37.538	142.1	12.453	124.7		1:09.913
39	20.928	114.5	37.690	141.2	12.966	124.2		1:11.584	103	19.954	122.5	36.990	142.7	13.060	122.4		1:10.004
40	20.532	126.2	37.533	141.5	12.543	125.4		1:10.608	104	19.957	127.8	37.735	143.0				1:13.280
41	20.222	122.5	37.850	137.1	12.743	124.0		1:10.815	105	Out	104.8	42.288	142.1	13.663	121.1		2:21.812 P
42	20.472	122.1	39.121	142.4	12.607	125.2		1:12.200	106	21.737	114.1	39.394	142.4	13.250	127.0		1:14.381
43	20.149	122.5	37.961	141.2	12.726	124.0		1:10.836	107	21.582	107.4	40.099	144.5	13.378	126.8		1:15.059
44	20.221	126.2	37.441	142.4	12.721	124.2		1:10.383	108	20.780	116.2	38.923	143.6	13.282	123.8		1:12.985
45	20.143	127.8	38.146	142.7	12.605	125.4		1:10.894	109	20.687	121.9	38.698	142.7	13.119	127.0		1:12.504
46	20.185	125.7	37.557	142.7	12.526	125.6		1:10.268	110	20.351	123.9	38.124	143.6	12.831	126.3		1:11.306
47	20.270	123.6	37.561	142.4	12.523	126.3		1:10.354	111	20.444	120.1	40.504	143.3	13.063	126.1		1:14.011
48	20.234	122.7	37.551	143.0	12.484	124.9		1:10.269	112	21.277	113.1	38.610	144.2	13.179	126.3		1:13.066
49	21.398	115.1	37.877	143.0	12.524	125.2		1:11.799	113	20.333	121.4	38.740	144.2	13.084	125.9		1:12.157
50	19.965	127.3	37.356	143.6	12.639	123.3		1:09.960	114	20.144	121.4	38.222	144.8	12.774	128.0		1:11.140
51	20.349	125.5	37.613	142.4	12.835	124.2		1:10.797	115	20.387	123.4	39.417	143.9	13.058	126.8		1:12.862
52	20.162	125.2	37.400	142.4	12.520	126.3		1:10.082	116	20.810	98.1	40.729	143.3	13.005	126.1		1:14.544
53	20.027	127.3	37.263	143.3	12.871	122.4		1:10.161	117	20.278	122.1	38.597	144.8	13.400	125.2		1:12.275
54	20.235	124.8	37.295	143.0	12.496	124.9		1:10.026	118	20.962	119.7	39.143	144.5	13.654	121.1		1:13.759
55	19.961	129.3	37.016	143.6	12.592	126.1		1:09.569	119	21.292	112.6	39.598	143.3	13.059	127.3		1:13.949
56	20.180	124.3	38.107	143.3	12.619	128.3		1:10.906	120	20.392	112.6	38.877	144.2	13.027	127.0		1:12.296
57	20.412	122.1	37.812	142.7	12.434	125.9		1:10.658	121	20.642	116.4	38.805	144.2	12.944	123.3		1:12.391
58	20.384	116.8	37.795	142.4	12.502	125.6		1:10.681	122	21.106	116.0	39.802	143.3	13.452	124.2		1:14.360
59	19.810	127.1	37.101	143.0	12.304	127.3		1:09.215	123	20.640	115.8	39.037	140.0	13.896	122.4		1:13.573
60	20.196	126.2	37.152	143.0	13.333	123.3		1:10.681	124	20.341	121.9	38.429	144.5	12.946	126.1		1:11.716
61	20.509	117.2	37.703	143.0	12.592	125.6		1:10.804	125	20.571	118.7	38.792	143.6	13.132	126.6		1:12.495
62	19.880	128.8	37.951	140.6	12.517	125.4		1:10.348	126	20.442	118.7	39.133	143.3	12.921	126.3		1:12.496
63	19.990	126.2	36.926	143.0	12.623	125.6		1:09.539	127	20.628	117.2	38.635	144.2	13.127	125.2		1:12.390
64	19.985	127.1	36.967	143.9	13.228	123.5		1:10.180	128								



**Session Start: 16:46:05 - Finish: 19:31:39**  
**Weather/Track Conditions: Bright / Drying**  
**Circuit: Donington Park National**  
**Track Length: 3.185 Km - 1.9791 miles**

# Donington Historic Festival - 30 Apr - 2 May 2016

## '1000km' 1964-71 World Sportscar Championship

### Race - Sector Analysis

---

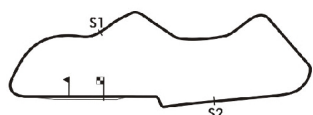


# Donington Historic Festival - 30 Apr - 2 May 2016

## '1000km' 1964-71 World Sportscar Championship

### Race - Sector Analysis

10	Gibson-Littlejohn (P6)								Broadley Lola T70 Mk3B										
lap	Sect-1	Speed	Sect-2	Speed	Sect-3	Speed	TopSpeed	laptime	pit	lap	Sect-1	Speed	Sect-2	Speed	Sect-3	Speed	Topspeed	laptime	pit
1		86.8	55.137	115.3	17.922	97.6		1:42.288		65	20.324	120.6	38.703	143.6	12.814	125.6		1:11.841	
2	28.162	82.9	56.353	117.5	17.788	95.5		1:42.303		66	22.174	117.4	38.426	143.3	12.844	126.3		1:13.444	
3	28.128	87.1	55.691	116.3	18.356	95.5		1:42.175		67	20.765	112.8	39.127	142.4	12.883	125.4		1:12.775	
4	27.138	90.5	54.659	117.5	17.326	97.9		1:39.123		68	20.397	115.1	39.230	143.3	13.617	122.4		1:13.244	
5	27.602	87.9	54.235	117.5	17.220	98.3		1:39.057		69	20.511	120.6	37.958	143.0	12.698	126.3		1:11.167	
6	26.865	89.6	54.150	123.8	17.497	95.1		1:38.512		70	20.622	117.2	37.965	143.3	12.826	126.1		1:11.413	
7	26.904	92.5	52.346	128.0	17.048	100.9		1:36.298		71	20.714	115.7	37.985	142.7	12.790	126.3		1:11.489	
8	26.613	88.8	50.797	128.7	16.777	99.8		1:34.187		72	20.784	115.8	38.246	142.7	12.862	121.8		1:11.892	
9	26.228	91.9	50.075	129.2	16.475	104.1		1:32.778		73	20.559	117.2	37.949	143.3	12.656	127.3		1:11.164	
10	25.607	105.9	49.597	132.8	17.177	104.9		1:32.381		74	20.376	118.1	37.909	144.2	12.561	127.8		1:10.846	
11	25.233	98.1	48.401	130.5	16.330	108.3		1:29.964		75	20.617	103.0	39.146	143.6	12.712	126.6		1:12.475	
12	24.898	97.1	46.736	136.0	15.598	108.8		1:27.232		76	20.141	118.7	38.178	144.5	12.712	128.3		1:11.031	
13	24.276	100.9	46.170	136.3	15.714	108.3		1:26.160		77	20.308	115.1	38.484	143.9	12.813	126.8		1:11.605	
14	24.255	100.3	45.927	131.0	15.545	111.1		1:25.727		78	20.190	119.3	37.608	144.2	12.497	127.5		1:10.295	
15	24.051	95.9	45.556	135.7	15.221	113.7		1:24.828		79	20.289	119.7	37.795	143.9	12.503	127.3		1:10.587	
16	23.754	101.8	44.654	134.4	15.944	112.8		1:24.352		80	20.072	119.3	38.310	144.2	12.521	128.0		1:10.903	
17	24.176	101.6	45.061	134.4	15.208	112.8		1:24.445		81	20.108	120.8	38.025	142.7	12.742	127.5		1:10.875	
18	23.176	104.3	43.332	135.2				1:23.898		82	20.527	106.9	38.038	143.9	12.746	127.5		1:11.311	
19	Out	99.0	42.602	132.5	15.124	115.5		2:24.065	P	83	20.302	119.1	37.771	143.9	12.673	126.6		1:10.746	
20	22.866	106.8	40.664	142.1	14.597	116.9		1:18.127		84	20.198	119.7	37.628	144.5	13.021	127.8		1:10.847	
21	22.610	104.5	41.059	141.8	14.669	115.5		1:18.338		85	20.238	117.9	38.407	143.9	12.585	128.3		1:11.230	
22	22.241	109.0	39.932	142.4	14.425	117.5		1:16.598		86	20.181	118.3	37.589	144.2	13.297	127.0		1:11.067	
23	22.120	109.7	39.496	143.3	14.217	118.8		1:15.833		87	20.401	118.1	38.226	143.9	12.567	127.8		1:11.194	
24	22.110	110.6	41.100	142.4	14.787	113.2		1:17.997		88	20.139	119.1	37.617	144.2	12.639	128.0		1:10.395	
25	22.094	114.9	39.324	143.9	14.808	117.3		1:16.226		89	20.191	119.1	37.683	144.2	12.421	128.3		1:10.295	
26	22.060	111.5	39.311	143.6	14.742	115.7		1:16.113		90	20.283	116.0	37.844	143.9	12.669	127.8		1:10.796	
27	21.845	113.3	38.819	143.0	13.690	120.7		1:14.354		91	20.108	118.7	37.715	144.5	12.883	126.6		1:10.706	
28	21.520	113.9	38.932	142.4	13.502	122.0		1:13.954		92	20.351	116.4	37.805	144.5	12.767	128.0		1:10.923	
29	21.401	113.3	38.711	143.0	13.688	121.3		1:13.800		93	20.325	118.9	37.648	144.2	13.068	125.6		1:11.041	
30	22.174	107.8	39.530	142.4	13.656	121.1		1:15.360		94	20.399	118.5	38.344	143.0	13.051	126.3		1:11.794	
31	21.688	114.3	40.679	140.6	13.834	121.1		1:16.201		95	20.419	119.3	38.129	143.3	12.866	125.6		1:11.414	
32	22.531	107.3	40.694	140.6	13.535	120.2		1:16.760		96	20.246	118.7	37.973	143.6	12.796	126.6		1:11.015	
33	22.023	109.2	40.799	140.3	13.633	120.5		1:16.455		97	20.271	119.5	37.918	144.5	12.874	128.3		1:11.063	
34	22.167	116.4	39.850	140.9	13.536	122.2		1:15.553		98	20.350	117.4	38.101	143.0	12.790	128.0		1:11.241	
35	23.039	102.1	40.102	140.3	13.727	121.1		1:16.868		99	20.560	115.7	38.568	143.6	13.042	127.3		1:12.170	
36	22.256	109.0	39.623	142.4	13.435	122.9		1:15.314		100	20.259	119.7	38.752	137.4	13.255	127.5		1:12.266	
37	21.658	114.7	39.617	143.0	13.933	122.2		1:15.208		101	20.383	118.7	37.750	144.5	12.867	126.8		1:11.000	
38	21.380	112.8	39.251	142.1	14.095	121.3		1:14.726		102	20.356	116.4	38.278	143.9				1:15.037	
39	21.122	115.8	39.167	142.7	13.408	123.1		1:13.697		103	Out	115.1	41.056	137.7	16.077	120.5		5:32.899	P
40	21.040	116.2	38.752	142.1	13.175	121.3		1:12.967		104	21.418	118.1	40.397	139.7	13.768	122.6		1:15.583	
41	21.063	115.8	38.879	141.2	13.243	122.2		1:13.185		105	21.764	107.3	42.370	142.1	13.516	125.6		1:17.650	
42	20.943	118.1	38.671	143.3	13.290	122.9		1:12.904		106	20.779	125.9	39.867	141.2	13.266	124.2		1:13.912	
43	20.856	118.5	38.330	142.4	12.905	123.5		1:12.091		107	21.531	109.7	40.221	141.8	14.120	126.6		1:15.872	
44	21.132	114.1	39.213	142.4	13.203	122.6		1:13.548		108	21.093	125.5	39.148	142.4	13.099	123.1		1:13.340	
45	20.932	114.7	38.687	142.4	13.059	123.3		1:12.678		109	20.813	122.7	38.705	143.3	13.179	125.2		1:12.697	
46	20.837	115.7	38.432	142.4	12.969	123.5		1:12.238		110	20.471	121.7	38.863	142.7	13.517	123.1		1:12.851	
47	20.543	114.5	38.234	143.0	12.937	124.7		1:11.714		111	20.713	124.1	39.035	143.6	13.144	124.9		1:12.892	
48	20.860	112.8	39.524	141.5	12.929	124.0		1:13.313		112	20.722	119.9	38.910	144.2	13.060	125.6		1:12.692	
49	20.592	115.8	38.551	143.0	12.948	124.9		1:12.091		113	20.552	123.2	38.906	143.6	13.099	125.2		1:12.557	
50	20.403	117.7	38.410	143.3	12.973	126.3		1:11.786		114	20.642	124.3	38.392	143.0	13.254	124.2		1:12.288	
51	20.477	115.5	38.282	143.0	12.963	124.7		1:11.722		115	20.540	123.6	39.482	141.5	13.466	119.8		1:13.488	
52	20.405	117.4	38.299	142.7	12.779	124.7		1:11.483		116	20.626	123.6	41.082	138.5	13.867	122.0		1:15.575	
53	20.770	111.1	38.463	141.8	12.911	124.9		1:12.144		117	20.777	124.8	39.991	140.9	13.288	122.2		1:14.056	
54	20.322	120.4	38.290	143.0	13.139	124.7		1:11.751		118	20.812	122.5	39.816	138.3	13.412	123.1		1:14.040	
55	20.357	117.4	38.699	142.4	12.760	126.1		1:11.816		119	20.894	117.0	39.386	140.3	13.357	124.7		1:13.637	
56	20.163	119.1	38.027	142.7	12.707	125.9		1:10.897		120	20.609	108.6	39.845	142.4	13.152	124.9		1:13.606	
57	20.474	119.7	38.065	142.4	13.029	125.6		1:11.568		121	20.985	109.9	39.953	138.3	13.149	123.3		1:14.087	
58	20.716	117.7	38.082	142.7	12.602	125.6		1:11.400		122	20.526	120.8	38.621	143.6	13.173	125.6		1:12.320	
59	20.658	119.1	39.020	143.9	12.880	126.1		1:12.558		123	20.132	123.6	38.361	143.3	12.893	126.1		1:11.386	
60	20.380	119.5	39.050	143.3	12.896	125.2		1:12.326		124	20.264	119.9	38.758	142.7	13.080	125.9		1:12.102	
61	20.355	116.8	38.113	143.6	12.734	126.1		1:11.202		125	20.375	121.4	38.504	143.6	13.155	125.4		1:12.034	
62	20.257	119.9	38.686	143.3	12.837	126.1		1:11.780		126	20.105	122.5	40.902	143.0	13.162	125.4		1:14.169	
63	20.315	115.1	38.123	143.3	12.597	127.3		1:11.035		127	20.511	117.0	38.675	143.3	13.340	121.3		1:12.526	
64	20.305	119.7	37.971	143.6	12.660	126.3		1:10.936		128									

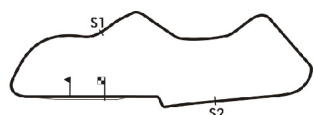


# Donington Historic Festival - 30 Apr - 2 May 2016

## '1000km' 1964-71 World Sportscar Championship

### Race - Sector Analysis

Beebee R-Beebee J-Brooks (P3)										Chevron B8									
lap	Sect-1	Speed	Sect-2	Speed	Sect-3	Speed	TopSpeed	laptime	pit	lap	Sect-1	Speed	Sect-2	Speed	Sect-3	Speed	Topspeed	laptime	pit
1		79.7	54.703	107.6	17.436	99.3		1:42.980		62	21.842	113.5	40.413	124.9	13.105	113.0		1:15.360	
2	27.203	81.3	53.235	106.2	17.372	100.8		1:37.810		63	21.600	119.5	39.570	124.5	13.134	112.0		1:14.304	
3	27.239	90.2	53.080	107.7	17.069	99.8		1:37.388		64	21.652	115.3	40.816	124.9	13.534	109.0		1:16.002	
4	27.030	88.8	52.349	109.7	17.673	96.9		1:37.052		65	22.105	110.9	41.082	123.5	13.383	113.0		1:16.570	
5	26.713	90.8	52.222	111.1	16.972	99.3		1:35.907		66	22.258	109.7	41.039	121.8	13.458	109.3		1:16.755	
6	26.459	89.6	51.712	110.6	17.312	97.7		1:35.483		67	21.819	113.1	40.600	123.3	13.260	110.0		1:15.679	
7	27.017	88.7	51.276	112.6	16.858	102.2		1:35.151		68	21.757	114.3	40.238	124.2	13.310	112.8		1:15.305	
8	26.082	95.0	51.039	110.4	16.513	100.2		1:33.634		69	21.783	112.2	40.238	124.5	14.349	107.9		1:16.370	
9	26.673	83.0	51.143	109.7	16.556	99.2		1:34.372		70	21.915	114.9	40.249	125.9	13.168	112.6		1:15.332	
10	27.057	91.8	50.672	110.6	16.477	97.6		1:34.206		71	21.840	113.5	40.689	125.4	13.161	111.5		1:15.690	
11	26.218	94.7	49.570	112.0	16.027	100.0		1:31.815		72	21.607	111.1	41.231	124.9	14.401	106.5		1:17.239	
12	25.692	94.7	48.192	114.3	16.024	102.2		1:29.908		73	21.765	113.5	39.849	126.6	13.353	113.4		1:14.967	
13	25.298	99.0	46.970	113.9	15.626	102.6		1:27.894		74	22.000	112.6	40.215	124.7	13.165	111.1		1:15.380	
14	25.002	92.9	50.506	117.1	15.674	101.6		1:31.182		75	21.873	114.3	40.152	124.5	13.018	114.1		1:15.043	
15	24.353	107.9	1:08.844	110.9	15.662	100.5		1:48.859		76	21.587	110.9	39.751	124.7	13.969	109.8		1:15.307	
16	24.958	105.3	47.093	112.6	15.382	104.4		1:27.433		77	22.044	110.8	40.237	124.5	13.271	112.2		1:15.552	
17	24.392	106.8	46.528	113.0	16.672	97.3		1:27.592		78	21.878	110.9	40.528	123.5				1:19.604	
18	24.612	103.7	46.676	116.7	15.472	99.3		1:26.760		79	Out	87.7	45.753	120.0	15.023	103.4		4:47.154	P
19	24.306	107.8	44.405	123.3	14.811	105.5		1:23.522		80	23.182	103.2	43.518	120.7	14.756	105.5		1:21.456	
20	23.538	110.9	43.709	123.8	15.637	101.7		1:22.884		81	22.532	111.8	42.042	121.5	15.154	103.3		1:19.728	
21	23.487	109.7	44.364	121.3	15.832	99.5		1:23.683		82	22.364	117.7	41.696	122.0	14.289	106.0		1:18.349	
22	24.029	109.5	42.454	123.1	15.133	108.1		1:21.616		83	22.369	116.6	41.310	122.4	14.168	106.5		1:17.847	
23	23.328	110.9	42.170	119.4	14.417	104.1		1:19.915		84	22.065	111.1	40.718	122.2	14.173	107.4		1:16.956	
24	23.520	109.2	45.485	92.9	15.977	103.1		1:24.982		85	21.975	112.8	40.791	122.4	14.346	107.4		1:17.112	
25	23.324	112.4	42.017	118.5	15.595	95.5		1:20.936		86	22.487	109.9	40.807	122.0	14.217	106.2		1:17.511	
26	23.704	112.4	43.071	115.7	15.127	101.4		1:21.902		87	22.230	110.9	41.530	123.5	14.076	108.3		1:17.836	
27	23.948	108.1	42.689	114.9	14.643	104.7		1:21.280		88	22.449	113.5	40.502	123.5	14.521	103.3		1:17.472	
28	23.892	110.4	42.265	116.5	16.599	95.1		1:22.756		89	21.872	113.3	40.636	123.5	13.912	107.6		1:16.420	
29	24.466	99.9	43.131	117.7	15.936	94.0		1:23.533		90	21.786	117.0	41.903	122.0	14.039	107.6		1:17.728	
30	24.811	104.8	45.193	109.1				1:29.846		91	21.866	112.4	40.744	122.4	14.027	108.3		1:16.637	
31	Out	93.9	44.301	118.5	14.026	108.6		2:15.017	P	92	21.918	113.7	41.463	120.7	14.024	107.2		1:17.405	
32	22.917	109.9	42.277	123.5	13.991	108.4		1:19.185		93	22.251	116.2	40.745	121.8	14.412	103.6		1:17.408	
33	22.882	108.8	40.861	124.2	13.759	110.4		1:17.502		94	22.638	113.9	41.572	121.1	14.312	106.5		1:18.522	
34	23.855	99.0	42.140	125.2	14.433	108.6		1:20.428		95	22.616	111.7	41.068	121.5	14.281	103.9		1:17.965	
35	22.654	119.7	40.993	125.2	14.007	110.9		1:17.654		96	21.963	118.1	40.863	121.5	14.020	106.9		1:16.846	
36	22.319	114.7	40.718	125.4	13.505	110.7		1:16.542		97	22.140	114.5	40.806	120.5	31.853	84.7		1:34.799	
37	22.142	115.7	40.465	125.6	13.657	110.4		1:16.264		98	22.835	117.0	41.092	121.8	14.192	107.7		1:18.119	
38	22.002	115.5	40.127	123.5	13.722	109.7		1:15.851		99	22.116	116.2	41.052	121.3	14.211	107.4		1:17.379	
39	21.900	114.7	40.860	122.4	13.436	112.6		1:16.196		100	22.224	114.7	41.148	121.5	14.227	107.0		1:17.599	
40	21.930	113.9	40.420	124.0	13.701	109.7		1:16.051		101	22.013	115.1	40.759	121.1	14.246	104.1		1:17.018	
41	21.945	110.6	41.052	122.9	14.693	104.4		1:17.690		102	22.382	119.7	41.620	121.1	14.588	105.5		1:18.590	
42	22.020	113.7	40.988	122.9	13.490	112.6		1:16.498		103	22.042	116.2	40.322	122.6	14.378	103.9		1:16.742	
43	21.481	118.1	40.091	125.4	15.182	100.5		1:16.754		104	21.843	119.7	40.483	123.3	14.084	108.1		1:16.410	
44	22.260	115.7	40.436	124.5	14.033	107.6		1:16.729		105	22.360	116.4	40.197	122.2	14.213	108.4		1:16.770	
45	21.754	118.7	40.158	125.2	13.557	112.6		1:15.469		106	21.908	119.1	40.480	123.5	14.022	108.3		1:16.410	
46	22.263	114.5	41.425	124.9	13.709	108.6		1:17.397		107	21.929	119.1	40.193	124.2	13.671	109.7		1:15.793	
47	22.010	117.2	40.170	122.4	13.648	107.9		1:15.828		108	21.898	119.5	40.933	122.6	13.903	107.9		1:16.734	
48	22.060	115.7	39.867	124.7	13.526	110.4		1:15.453		109	21.858	113.9	41.831	122.4	14.235	107.0		1:17.924	
49	22.027	115.1	40.700	123.8	13.284	110.7		1:16.011		110	22.409	118.5	40.667	123.3	14.045	106.9		1:17.121	
50	21.838	118.3	40.245	125.9	13.536	111.5		1:15.619		111	22.027	116.6	41.407	122.2	14.269	106.2		1:17.703	
51	21.686	121.0	39.888	122.9	13.081	114.3		1:14.655		112	23.016	114.3	41.282	122.0	14.199	105.7		1:18.497	
52	21.666	116.2	40.006	127.0	13.704	111.7		1:15.376		113	22.108	117.4	40.697	122.0	14.071	108.3		1:16.876	
53	21.833	117.9	40.721	123.5	13.320	111.5		1:15.874		114	22.120	119.1	40.605	124.7	15.173	102.5		1:17.898	
54	21.471	119.7	41.055	121.5	13.421	111.5		1:15.947		115	22.229	115.1	42.903	122.4	14.620	104.1		1:19.752	
55	21.996	114.7	40.832	123.5	13.231	111.3		1:16.059		116	23.524	113.0	41.496	122.6	14.443	108.4		1:19.463	
56	21.798	115.5	40.549	121.8	13.367	112.0		1:15.714		117	21.981	122.1	41.106	124.0	13.680	109.7		1:16.767	
57	21.895	109.0	41.173	123.1	15.209	103.3		1:18.277		118	21.947	118.3	41.418	124.0	13.847	107.6		1:17.212	
58	22.193	112.4	41.122	124.2	13.391	111.5		1:16.706		119	21.774	118.9	40.828	122.9	14.069	105.5		1:16.671	
59	21.571	115.5	40.005	125.4	14.203	108.8		1:15.779		120	22.093	119.1	40.822	122.6	14.685	104.9		1:17.600	
60	22.063	116.4	40.879	123.8	13.278	112.6		1:16.220		121	22.019	117.7	41.056	123.1	14.468	103.1		1:17.543	
61	21.852	114.9	40.770	127.5	13.288	111.5		1:15.910		122									



**Session Start: 16:46:05 - Finish: 19:31:39**  
**Weather/Track Conditions: Bright / Drying**  
**Circuit: Donington Park National**  
**Track Length: 3.185 Km - 1.9791 miles**

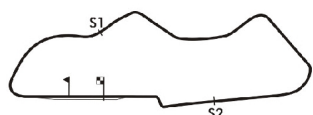


# Donington Historic Festival - 30 Apr - 2 May 2016

## '1000km' 1964-71 World Sportscar Championship

### Race - Sector Analysis

14 Bryant (P6)									Lola T70 Mk3B								
lap	Sect-1	Speed	Sect-2	Speed	Sect-3	Speed	TopSpeed	laptime pit	lap	Sect-1	Speed	Sect-2	Speed	Sect-3	Speed	Topspeed	laptime pit
1		79.9	54.567	107.7	17.622	105.0		1:43.384	65	20.364	122.7	38.173	138.3	13.232	125.6		1:11.769
2	27.273	83.3	53.231	111.1	16.998	105.0		1:37.502	66	20.208	125.9	37.824	139.1	12.632	125.2		1:10.664
3	27.813	88.7	52.183	116.9	16.400	103.6		1:36.396	67	20.469	122.7	38.048	139.4	12.735	124.7		1:11.252
4	26.757	90.4	51.828	116.7	16.667	105.2		1:35.252	68	20.195	125.7	37.877	139.1	12.749	124.9		1:10.821
5	27.009	88.1	50.997	112.0	16.735	103.9		1:34.741	69	20.630	121.4	38.247	138.0	12.704	122.2		1:11.581
6	26.737	92.9	50.669	121.3	16.343	103.9		1:33.749	70	20.209	126.6	37.728	139.1	12.654	122.2		1:10.591
7	26.132	89.2	50.061	122.0	16.424	104.9		1:32.617	71	20.274	124.3	37.788	138.5	12.570	125.4		1:10.632
8	26.074	106.6	49.470	116.9	17.731	105.4		1:33.275	72	20.163	126.6	37.995	139.4	13.101	124.0		1:11.259
9	25.823	97.4	48.031	123.3	15.957	106.5		1:29.811	73	20.136	125.9	37.903	139.4	12.655	125.4		1:10.694
10	25.526	92.5	47.174	124.9	15.640	109.8		1:28.340	74	20.064	125.9	37.926	139.4	12.544	124.2		1:10.534
11	25.317	93.2	47.624	130.7	15.687	109.7		1:28.628	75	20.191	128.1	37.813	139.1	12.454	125.6		1:10.458
12	24.846	92.3	46.264	130.0	15.534	109.0		1:26.644	76	19.976	123.4	38.115	140.6	12.986	124.0		1:11.077
13	24.773	98.8	44.542	131.8	15.232	111.1		1:24.547	77	20.203	125.7	38.088	138.8	12.403	124.9		1:10.694
14	24.349	98.6	44.330	130.7	14.935	111.7		1:23.614	78	20.027	126.4	37.697	138.8	12.464	124.7		1:10.188
15	24.060	98.4	44.200	131.3	14.945	111.7		1:23.205	79	20.111	122.3	38.035	137.4	12.503	124.7		1:10.649
16	23.818	103.7	44.073	129.5	14.829	113.5		1:22.720	80	20.094	123.0	37.930	138.0	12.461	124.7		1:10.485
17	23.739	101.5	43.277	132.8	14.712	114.9		1:21.728	81	20.078	125.5	37.971	138.3	12.568	125.6		1:10.617
18	23.510	102.1	42.263	133.6	14.607	113.7		1:20.380	82	20.019	125.5	37.900	139.7	12.582	125.6		1:10.501
19	23.038	108.1	41.806	135.5	14.390	113.4		1:19.234	83	20.220	123.2	38.221	139.4	12.487	125.2		1:10.928
20	23.231	109.2	43.690	136.3	14.190	115.5		1:21.111	84	20.288	127.6	38.507	139.4	12.559	125.2		1:11.354
21	22.624	110.4	42.948	135.7	14.139	116.5		1:19.711	85	19.989	125.0	37.715	141.2	13.875	108.3		1:11.579
22	22.914	109.7	40.759	134.9	13.887	118.8		1:17.560	86	21.071	123.6	37.842	141.5	12.780	125.4		1:11.693
23	22.461	110.8	40.307	137.4	13.983	116.1		1:16.751	87	20.620	116.8	38.284	139.7	12.592	125.9		1:11.496
24	22.712	109.9	41.731	133.6	14.048	116.1		1:18.491	88	20.145	124.3	38.003	140.6	12.915	125.2		1:11.063
25	22.396	112.8	40.359	135.5	13.897	118.5		1:16.652	89	20.204	123.6	37.771	139.7	12.638	125.9		1:10.613
26	22.627	107.9	40.986	136.9	13.520	121.5		1:17.133	90	20.117	122.1	37.885	138.8	12.629	125.6		1:10.631
27	23.217	105.9	40.182	135.2	13.458	119.8		1:16.857	91	20.155	122.3	38.021	139.7	12.675	125.4		1:10.851
28	22.155	109.3	40.344	132.8	14.392	118.1		1:16.891	92	20.189	122.7	37.972	140.3	13.454	124.7		1:11.615
29	22.176	111.7	39.623	136.9	13.779	112.2		1:15.578	93	20.222	125.0	38.519	137.7	12.655	125.9		1:11.396
30	23.191	118.9	41.403	128.3	13.824	113.7		1:18.418	94	20.436	122.5	38.110	138.5	12.827	125.9		1:11.373
31	23.116	110.4	40.906	128.3	14.011	112.4		1:18.033	95	20.256	125.0	37.852	139.1	12.726	125.6		1:10.834
32	23.185	104.8	42.878	126.3	14.052	113.2		1:20.115	96	20.107	125.5	37.946	140.0	12.563	125.9		1:10.616
33	22.856	110.0	41.088	128.7	13.906	112.2		1:17.850	97	20.544	114.9	38.938	139.4	12.447	126.1		1:11.929
34	22.965	110.0	42.122	126.6	13.649	113.5		1:18.736	98	20.000	123.2	37.472	140.6	12.749	124.9		1:10.221
35	22.674	111.3	40.702	127.0	13.899	113.9		1:17.275	99	19.936	127.3	37.495	140.3	12.393	125.6		1:09.824
36	22.915	108.8	41.223	125.2	13.611	112.0		1:17.749	100	20.028	126.4	37.856	138.8	12.369	125.9		1:10.253
37	22.881	98.6	42.332	128.7	13.557	114.3		1:18.770	101	19.960	125.5	37.581	138.8	12.484	124.9		1:10.025
38	22.206	113.5	40.515	129.2	13.554	115.3		1:16.275	102	20.008	125.9	37.568	139.7	12.492	126.6		1:10.068
39	21.878	110.4	40.708	127.3	13.446	115.5		1:16.032	103	20.274	126.6	38.210	139.7	12.389	126.3		1:10.873
40	21.838	117.9	40.183	129.5	14.111	112.4		1:16.132	104	20.076	121.0	37.350	140.6	12.766	126.8		1:10.192
41	21.961	114.3	40.467	129.2	13.461	116.1		1:15.889	105	20.163	116.4	38.406	140.6	12.582	126.8		1:11.151
42	21.452	117.2	39.968	129.0	13.302	117.1		1:14.722	106	19.976	126.4	37.618	141.2	12.708	126.8		1:10.302
43	21.365	117.7	39.755	129.7	13.081	118.1		1:14.201	107	20.803	114.3	38.300	140.9	12.492	124.9		1:11.595
44	21.256	118.1	40.315	129.2	13.308	117.3		1:14.879	108	20.081	122.5	39.263	139.4	12.482	127.0		1:11.826
45	21.330	117.9	39.803	130.2	13.185	117.3		1:14.318	109	20.383	124.1	38.017	141.5				1:16.193
46	21.755	112.0	39.809	130.7	13.217	117.5		1:14.781	110			In		In			2:14.254 P
47	21.198	120.8	39.520	131.0	13.063	118.3		1:13.781	111								1:10.538
48	21.214	117.9	39.749	130.2	13.074	115.3		1:14.037	112								1:10.236
49	21.666	120.6	39.795	131.0	13.649	115.7		1:15.110	113								1:09.596
50	21.447	116.6	39.670	131.8	13.082	117.9		1:14.199	114								1:09.738
51	21.195	119.7	39.365	131.8	13.104	118.8		1:13.664	115								1:09.931
52	21.710	118.9	39.475	131.5	13.074	118.1		1:14.259	116								1:10.214
53	21.069	118.7	39.516	131.3	13.113	118.3		1:13.698	117								1:09.917
54	21.318	118.1	39.612	129.2				1:19.521	118								1:10.730
55	Out	107.6	40.075	137.1	13.093	123.5	P	7:25.803	119								1:12.514
56	20.516	121.2	39.187	137.7	12.876	124.5		1:12.579	120								1:10.779
57	20.302	121.4	38.991	134.4	13.159	124.0		1:12.452	121								1:10.189
58	20.692	122.3	38.444	138.0	12.769	124.5		1:11.905	122								1:12.159
59	20.260	120.8	38.497	138.3	12.773	122.6		1:11.530	123								1:10.222
60	20.207	122.3	38.701	139.1	12.904	124.7		1:11.812	124								1:10.808
61	20.742	122.3	38.225	138.8	12.679	124.5		1:11.646	125								1:11.163
62	20.249	123.2	38.026	138.8	12.721	123.8		1:10.996	126								1:11.020
63	20.558	115.7	39.488	138.8	12.920	122.9		1:12.966	127								1:12.545
64	20.439	122.5	38.517	137.7	13.438	124.0		1:12.394	128								



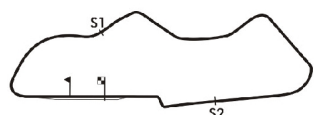
**Session Start: 16:46:05 - Finish: 19:31:39**  
**Weather/Track Conditions: Bright / Drying**  
**Circuit: Donington Park National**  
**Track Length: 3.185 Km - 1.9791 miles**

# Donington Historic Festival - 30 Apr - 2 May 2016

## '1000km' 1964-71 World Sportscar Championship

### Race - Sector Analysis

31 Singer-Moran (P3)									Chevron B8								
lap	Sect-1	Speed	Sect-2	Speed	Sect-3	Speed	TopSpeed	laptime pit	lap	Sect-1	Speed	Sect-2	Speed	Sect-3	Speed	Topspeed	laptime pit
1		74.2	56.885	92.7	19.674	95.5		1:48.887	54	23.522	100.7	42.964	120.7	14.763	108.8		1:21.249
2	28.764	78.2	54.567	107.7	18.162	100.5		1:41.493	55	23.342	102.3	43.098	120.2	14.728	109.7		1:21.168
3	28.116	77.1	1:02.804	93.4	19.913	94.0		1:50.833	56	22.442	106.8	41.922	121.8	14.498	109.3		1:18.862
4	29.624	75.1	56.065	95.6	19.461	94.2		1:45.150	57	22.822	105.4	43.018	117.7	14.095	110.7		1:19.935
5	29.585	78.1	56.376	98.2	19.093	95.2		1:45.054	58	22.359	106.6	41.956	121.5	14.559	109.3		1:18.874
6	29.042	80.6	53.363	102.5	18.483	100.5		1:40.888	59	22.420	110.8	42.026	119.4	14.213	109.7		1:18.659
7	28.481	76.8	53.730	105.5	18.239	97.2		1:40.450	60	22.885	102.6	42.348	120.5	14.152	110.4		1:19.385
8	28.673	78.6	53.342	110.0	18.232	96.5		1:40.247	61	22.805	110.0	41.146	122.9	13.955	111.5		1:17.906
9	28.214	84.8	52.690	103.9	18.679	97.0		1:39.583	62	22.085	107.3	41.034	121.8	13.848	111.5		1:16.967
10	28.348	83.4	51.476	110.4	17.530	95.0		1:37.354	63	22.119	107.6	41.858	121.8	14.263	109.8		1:18.240
11	26.787	87.9	51.026	110.6	17.405	102.3		1:35.218	64	22.778	109.3	41.418	121.3	13.989	109.7		1:18.185
12	27.078	85.3	50.007	113.0	16.851	102.0		1:33.936	65	22.634	85.2	41.738	122.2	14.274	108.1		1:18.646
13	27.013	84.2	50.078	116.9	16.818	103.1		1:33.909	66	22.686	110.2	41.698	120.9	14.292	109.5		1:18.676
14	26.814	88.5	49.116	116.5	16.980	103.7		1:32.910	67	23.232	110.4	41.527	122.4	14.442	110.9		1:19.201
15	26.121	88.3	48.482	115.7	16.231	106.4		1:30.834	68	22.580	105.6	43.235	124.0	13.831	110.4		1:19.646
16	26.291	90.9	49.858	116.1	16.160	105.5		1:32.309	69	22.308	107.8	41.872	121.3	14.254	110.4		1:18.434
17	25.846	90.9	49.364	119.0	16.014	105.2		1:31.224	70	22.420	105.9	41.763	120.7	14.070	110.7		1:18.253
18	25.594	83.7	47.156	117.3	15.902	107.2		1:28.652	71	22.369	107.9	42.060	120.9	14.387	109.8		1:18.816
19	24.939	88.0	46.124	119.2	15.183	108.6		1:26.246	72	22.424	104.1	41.996	121.1	14.346	109.7		1:18.766
20	25.190	91.4	45.545	120.7	15.371	107.6		1:26.106	73	22.654	107.6	41.843	121.3	14.391	109.3		1:18.888
21	24.669	90.5	45.383	120.5	15.509	106.7		1:25.561	74	23.370	101.2	42.806	120.7	14.271	110.2		1:20.447
22	24.999	97.6	45.548	120.5	15.190	107.0		1:25.737	75	22.558	108.1	42.560	121.5	14.134	110.2		1:19.252
23	24.480	91.0	44.910	119.8	15.409	108.8		1:24.799	76	22.721	102.6	41.725	123.8	14.340	111.1		1:18.786
24	25.353	93.2	46.510	107.2	16.157	100.3		1:28.020	77	23.287	90.1	43.686	120.2	13.870	110.0		1:20.843
25	25.309	91.4	45.128	122.9	15.629	108.8		1:26.066	78	22.362	112.0	41.598	121.8	13.885	110.6		1:17.845
26	25.255	92.9	44.274	121.8				1:28.521	79	22.757	109.7	42.067	120.5	14.685	106.9		1:19.509
27	Out	84.9	54.467	104.4	18.594	94.6		2:41.545 P	80	22.575	111.3	41.784	121.8	14.203	110.0		1:18.562
28	27.726	86.6	55.882	109.0	17.820	98.0		1:41.428	81	22.324	109.0	41.543	121.3	13.914	110.6		1:17.781
29	26.928	88.9	52.357	113.2	17.959	90.4		1:37.244	82	22.149	111.8	41.536	121.5	13.890	109.7		1:17.575
30	27.861	88.4	50.340	113.4	16.441	97.9		1:34.642	83	22.474	104.5	42.981	122.0	13.840	110.6		1:19.295
31	27.355	83.0	52.542	106.0	17.632	93.3		1:37.529	84	22.249	109.7	41.580	122.9	15.336	108.6		1:19.165
32	29.067	82.6	1:26.203	90.4	19.153	91.2		2:14.423	85	22.470	105.1	41.736	122.2	13.677	110.2		1:17.883
33	29.756	81.7	53.645	94.6				1:49.148	86	22.476	109.0	43.186	122.2				1:23.511
34	Out	80.9	51.716	112.4	16.748	101.7		4:21.442 P	87	Out	96.3	50.800	113.2	16.192	103.6		2:41.278 P
35	26.234	84.5	49.499	119.0	16.016	103.7		1:31.749	88	24.327	95.1	49.697	113.2	15.499	104.4		1:29.523
36	25.354	87.5	48.834	118.1	16.178	102.2		1:30.366	89	24.539	94.4	48.072	117.3	15.466	105.2		1:28.077
37	25.621	86.3	47.635	119.0	16.099	102.6		1:29.355	90	23.896	97.0	47.699	111.1	16.327	100.3		1:27.922
38	25.394	97.3	49.141	119.4	15.825	102.8		1:30.360	91	24.499	96.6	50.294	119.0	15.172	104.2		1:29.965
39	25.493	91.8	47.494	119.8	15.865	103.7		1:28.852	92	24.553	91.3	49.092	119.4	15.463	104.7		1:29.108
40	25.498	88.5	47.697	118.3	15.625	103.1		1:28.820	93	24.776	88.7	48.569	119.2	17.058	102.5		1:30.403
41	25.509	95.2	46.767	118.5	15.928	103.0		1:28.204	94	24.745	93.8	46.603	118.5	15.719	105.2		1:27.067
42	26.401	101.3	48.614	118.1	16.106	103.7		1:31.121	95	28.025	91.3	49.072	118.1	16.775	100.6		1:33.872
43	25.279	89.5	47.967	118.8	15.719	102.6		1:28.965	96	26.926	88.2	49.409	107.9	16.702	104.2		1:33.037
44	25.344	89.1	47.254	119.4	18.044	102.5		1:30.642	97	25.536	91.0	51.136	112.4	17.312	102.2		1:33.984
45	25.465	90.8	47.647	120.7	15.597	105.4		1:28.709	98	25.576	88.1	49.348	116.9	16.126	101.6		1:31.050
46	24.814	90.7	48.097	119.0	15.777	104.4		1:28.688	99	27.070	96.7	49.632	115.7	18.703	100.6		1:35.405
47	24.814	92.9	46.319	119.6	16.022	103.9		1:27.155	100	26.023	89.1	47.998	118.5	16.306	103.1		1:30.327
48	24.312	92.6	47.746	119.4	15.410	103.9		1:27.468	101	27.421	91.9	49.463	116.5	15.597	103.1		1:32.481
49	25.400	91.5	47.921	119.6	15.593	103.6		1:28.914	102	24.571	89.8	46.790	121.1	14.920	106.9		1:26.281
50	24.576	89.6	47.292	119.0	15.456	105.5		1:27.324	103	24.345	93.2	47.604	120.2	15.426	103.6		1:27.375
51	24.879	92.3	45.926	118.8	15.734	105.0		1:26.539	104	24.300	93.8	47.502	117.9	16.022	103.0		1:27.824
52	24.330	95.0	46.640	119.0				1:32.915	105	24.679	89.5	47.810	117.5	15.656	104.9		1:28.145
53	Out	99.7	47.368	117.5	14.556	109.5		5:50.414 P	106	25.061	90.7	46.551	120.5	15.186	106.9		1:26.798



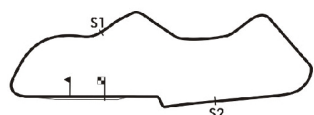
Session Start: 16:46:05 - Finish: 19:31:39  
 Weather/Track Conditions: Bright / Drying  
 Circuit: Donington Park National  
 Track Length: 3.185 Km - 1.9791 miles

# Donington Historic Festival - 30 Apr - 2 May 2016

## '1000km' 1964-71 World Sportscar Championship

### Race - Sector Analysis

39 Taylor-Diffey (P3)									Chevron B8								
lap	Sect-1	Speed	Sect-2	Speed	Sect-3	Speed	TopSpeed	laptime pit	lap	Sect-1	Speed	Sect-2	Speed	Sect-3	Speed	Topspeed	laptime pit
1		73.3	58.309	96.1	19.387	92.4		1:50.824	52	22.906	110.2	42.422	121.8	14.129	108.1		1:19.457
2	30.091	77.5	58.550	94.8	19.751	86.7		1:48.392	53	23.735	105.4	41.930	123.3	14.216	106.7		1:19.881
3	31.146	74.2	59.789	96.5	19.345	89.5		1:50.280	54	22.714	106.3	43.143	122.6	14.309	106.7		1:20.166
4	31.300	76.6	59.662	89.7	20.143	88.4		1:51.105	55	22.669	109.3	41.830	123.1	14.529	107.0		1:19.028
5	30.866	73.4	59.169	95.8	20.004	85.6		1:50.039	56	22.851	104.5	42.320	123.3	14.439	106.7		1:19.610
6	31.090	68.6	58.406	98.4	19.272	94.2		1:48.768	57	22.376	109.3	42.101	122.4	14.453	107.6		1:18.930
7	30.003	73.7	58.373	98.7	20.260	86.9		1:48.636	58	23.070	107.1	41.902	124.0	14.336	107.7		1:19.308
8	30.797	69.7	56.771	101.4	19.081	95.4		1:46.649	59	22.480	107.6	42.012	123.1	14.689	107.4		1:19.181
9	29.348	75.2	55.151	100.0	19.627	91.0		1:44.126	60	22.623	105.3	42.044	120.9	14.444	107.6		1:19.111
10	29.521	80.6	54.893	104.9	18.556	95.8		1:42.970	61	22.907	103.2	42.181	122.0	14.109	107.6		1:19.197
11	28.972	78.8	53.092	107.0	18.473	99.0		1:40.537	62	22.662	106.4	41.854	123.3	14.110	107.6		1:18.626
12	27.860	83.2	52.512	110.2	18.115	98.7		1:38.487	63	22.666	107.3	41.792	122.4	14.168	107.9		1:18.626
13	28.562	80.5	51.836	111.7	17.860	100.6		1:38.258	64	22.735	105.4	42.268	121.8	14.293	108.1		1:19.296
14	27.067	84.9	51.530	112.8	17.505	100.5		1:36.102	65	22.525	108.1	42.228	123.1	14.379	104.4		1:19.132
15	26.844	89.8	50.231	117.7	16.872	101.1		1:33.947	66	22.672	111.1	41.719	122.9	14.310	109.5		1:18.701
16	26.451	86.4	49.414	115.7	16.756	101.3		1:32.621	67	22.979	93.7	45.450	125.2	14.485	109.5		1:22.914
17	26.210	92.6	47.896	117.1	16.428	102.3		1:30.534	68	22.713	108.6	41.017	124.7	13.781	110.6		1:17.511
18	26.068	89.6	47.774	119.2	15.918	102.8		1:29.760	69	22.039	110.0	41.639	124.2	14.410	108.3		1:18.088
19	25.873	90.2	47.743	117.1	16.004	103.9		1:29.620	70	22.901	105.4	42.154	121.1	14.316	108.4		1:19.371
20	26.330	91.6	46.948	118.8	15.964	104.4		1:29.242	71	22.503	111.7	42.060	123.3	14.432	106.7		1:18.995
21	25.135	96.0	46.893	114.7	15.425	105.4		1:27.453	72	22.668	111.5	42.240	123.8	14.224	106.2		1:19.132
22	25.400	89.0	46.188	119.6	16.958	100.8		1:28.546	73	22.999	101.0	41.482	124.2	14.201	108.3		1:18.682
23	25.185	97.3	45.882	119.0	15.762	105.0		1:26.829	74	22.371	109.0	41.083	124.0	13.986	108.3		1:17.440
24	24.871	91.3	47.068	117.7	15.359	105.2		1:27.298	75	22.750	105.6	41.327	125.4				1:23.086
25	25.016	97.7	44.740	122.2	15.389	105.2		1:25.145	76	Out	95.4	44.374	120.2	14.761	106.0		5:31.242 P
26	25.130	96.2	44.945	122.0	15.466	103.3		1:25.541	77	24.013	100.4	42.395	122.9	14.406	107.0		1:20.814
27	25.673	87.2	45.806	121.3	15.627	103.0		1:27.106	78	22.797	105.1	42.398	123.3	14.701	107.2		1:19.896
28	25.479	87.3	48.748	121.8	16.106	101.7		1:30.333	79	22.825	104.0	42.094	121.8	14.342	107.7		1:19.261
29	25.533	90.4	46.985	119.8	15.486	103.3		1:28.004	80	22.789	106.9	42.745	121.8	14.423	107.4		1:19.957
30	24.684	101.5	45.127	119.2	15.651	103.0		1:25.462	81	22.550	105.1	41.867	121.8	14.100	107.6		1:18.517
31	25.308	97.3	45.205	120.0	15.831	103.1		1:26.344	82	22.868	104.9	41.938	122.2	14.370	107.4		1:19.176
32	25.318	96.5	44.753	120.5	17.834	99.2		1:27.905	83	22.693	105.9	42.003	120.5	14.259	107.9		1:18.955
33	25.335	100.3	43.837	120.7	23.930	99.8		1:33.102	84	24.097	104.9	41.874	122.2	14.270	107.4		1:20.241
34	25.348	92.1	44.896	119.4	15.793	104.1		1:26.037	85	22.740	102.4	41.867	123.3	14.175	108.3		1:18.782
35	24.611	103.5	43.405	113.7	15.766	105.9		1:23.782	86	22.546	100.2	43.683	121.8	14.921	105.0		1:21.150
36	23.970	104.9	43.838	118.3	16.318	103.0		1:24.126	87	22.534	107.8	42.402	122.2	14.076	109.0		1:19.012
37	24.248	95.9	44.547	121.5				1:31.276	88	23.079	108.3	42.002	122.6	14.189	107.0		1:19.270
38	Out	103.5	43.670	110.9	15.133	106.5		5:21.851 P	89	22.434	106.6	43.220	121.1	14.082	108.4		1:19.736
39	22.575	106.8	41.755	124.0	14.372	108.1		1:18.702	90	22.360	107.4	42.375	121.5	14.311	105.7		1:19.046
40	26.629	81.6	52.000	85.4				1:39.255	91	22.793	104.8	41.669	122.2	13.936	107.6		1:18.398
41	Out	101.8	43.827	121.5	14.649	105.2		14:36.946 P	92	22.491	107.6	41.627	122.2	14.435	104.9		1:18.553
42	23.137	112.6	44.397	121.5	15.035	105.4		1:22.569	93	22.650	104.5	41.835	122.2	15.232	100.3		1:19.717
43	23.248	113.5	42.321	121.8	14.131	107.0		1:19.700	94	22.797	108.5	42.062	122.4	14.230	106.4		1:19.089
44	22.920	110.8	42.324	119.6	14.873	106.2		1:20.117	95	22.682	105.8	42.958	122.4	14.150	107.7		1:19.790
45	22.813	110.8	42.692	122.4	14.459	107.4		1:19.964	96	23.185	104.1	44.146	121.8	15.810	101.1		1:23.141
46	24.286	96.9	42.744	121.8	14.513	106.0		1:21.543	97	22.788	109.5	42.370	124.0	14.552	105.9		1:19.710
47	23.265	106.9	42.750	120.5	14.437	107.4		1:20.452	98	22.876	105.4	43.156	122.4	14.996	103.9		1:21.028
48	23.031	111.3	42.047	122.0	14.588			1:19.666	99	23.059	106.6	42.040	123.3	14.779	108.6		1:19.878
49	23.142	110.9	42.491	120.5	14.311	106.5		1:19.944	100	22.625	105.4	42.608	123.5	14.668	105.9		1:19.901
50	22.720	111.5	42.360	120.9	14.362	105.9		1:19.442	101	22.623	107.8	41.782	121.5	14.541			1:18.946
51	22.871	111.5	43.498	121.8	14.339	105.9		1:20.708	102	22.809	108.3	41.533	122.6	14.260	106.2		1:18.602



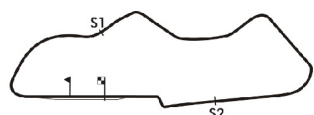
**Session Start: 16:46:05 - Finish: 19:31:39**  
**Weather/Track Conditions: Bright / Drying**  
**Circuit: Donington Park National**  
**Track Length: 3.185 Km - 1.9791 miles**

# Donington Historic Festival - 30 Apr - 2 May 2016

## '1000km' 1964-71 World Sportscar Championship

### Race - Sector Analysis

70 Kremer D-Kremer G-Mitchell (P3)									Elva Mk8								
lap	Sect-1	Speed	Sect-2	Speed	Sect-3	Speed	TopSpeed	laptime pit	lap	Sect-1	Speed	Sect-2	Speed	Sect-3	Speed	Topspeed	laptime pit
1		72.4	56.397	110.4	17.357	99.2		1:45.309	60	31.796	60.0	59.934	104.9				1:55.353
2	27.958	84.3	53.935	115.1	17.546	96.9		1:39.439	61		104.0	42.023	124.7	13.916	111.5		2:24.415 P
3	27.248	85.4	52.856	113.4	16.999	102.3		1:37.103	62	22.288	106.9	41.680	124.0	14.082	110.0		1:18.050
4	26.571	89.4	52.824	110.6	16.991	103.6		1:36.386	63	22.228	108.1	41.742	124.2	13.815	110.7		1:17.785
5	26.777	91.9	51.528	113.4	17.057	100.8		1:35.362	64	22.320	111.8	41.398	124.9	14.041	109.0		1:17.759
6	26.428	92.4	50.323	118.8	16.515			1:33.266	65	22.089	115.7	41.608	125.2	13.911	111.3		1:17.608
7	25.900	90.5	50.594	115.3	17.028	103.1		1:33.522	66	21.917	112.8	41.612	126.8	13.891	111.1		1:17.420
8	26.083	91.0	50.539	116.7	16.196	104.6		1:32.818	67	21.999	112.6	43.570	124.5	13.891	109.7		1:19.460
9	26.277	85.4	49.616	118.1	16.134	104.1		1:32.027	68	22.001	111.5	41.578	125.2	13.742	112.2		1:17.321
10	25.814	89.7	49.289	119.0	15.852	103.9		1:30.955	69	22.048	110.6	41.223	126.1	13.780	112.2		1:17.051
11	25.501	96.0	47.836	118.8	16.053	104.4		1:29.390	70	21.973	112.8	41.347	124.7	13.920	111.1		1:17.240
12	25.512	92.6	49.195	114.3	15.687	103.0		1:30.394	71	22.351	111.7	41.404	124.7	13.770	112.4		1:17.525
13	25.278	96.9	45.868	122.6	15.678	104.4		1:26.824	72	21.918	112.8	41.154	125.9	13.785	111.1		1:16.857
14	25.095	95.2	44.983	123.5	15.110	105.2		1:25.188	73	21.923	113.5	41.241	127.0	14.043	112.8		1:17.207
15	24.647	99.6	44.535	120.5	15.565	104.9		1:24.747	74	22.317	112.6	41.043	125.2	13.583	112.0		1:16.943
16	24.445	100.4	45.901	112.4	15.579	104.6		1:25.925	75	22.042	108.8	41.676	125.9	13.775	111.5		1:17.493
17	25.310	94.8	45.108	122.4	15.118	103.0		1:25.536	76	22.105	107.4	41.842	128.3	13.950	111.5		1:17.897
18	24.335	103.3	43.389	120.5	15.269	103.1		1:22.993	77	21.953	108.8	41.264	126.1	13.742	111.5		1:16.959
19	24.304	101.2	44.632	118.1	15.642	103.4		1:24.578	78	21.946	110.2	42.607	125.4	13.596	113.0		1:18.149
20	24.201	99.3	43.721	119.6	15.367	103.4		1:23.289	79	21.910	111.7	41.546	125.6	13.532	112.4		1:16.988
21	23.925	99.6	43.703	120.9	15.324	103.7		1:22.952	80	21.970	111.8	41.239	126.1	13.608	112.2		1:16.817
22	23.947	103.5	43.100	119.2	15.055	102.8		1:22.102	81	21.978	107.6	41.694	126.3	13.695	112.2		1:17.367
23	23.890	100.7	45.256	119.2	14.787	104.4		1:23.933	82	22.278	106.1	41.003	125.4	14.497	109.1		1:17.778
24	23.943	94.3	44.283	119.0	14.599	106.9		1:22.825	83	22.376	111.3	41.288	125.6	13.888			1:17.552
25	23.847	101.8	44.935	101.4	15.277	105.9		1:24.059	84	22.421	105.6	41.183	125.9	13.908			1:17.512
26	24.246	90.8	44.621	103.1	15.418	105.4		1:24.285	85	22.108	111.7	41.131	127.5	13.770			1:17.009
27	23.746	103.3	43.228	121.5	14.795	105.9		1:21.769	86	22.097	108.6	41.107	128.3	13.876			1:17.080
28	24.043	103.7	43.718	122.9	14.678	103.9		1:22.439	87	22.052	110.0	41.237	124.7	13.575			1:16.864
29	24.539	101.5	43.508	120.2	14.873	104.1		1:22.920	88	22.063	109.7	41.333	125.6	13.551			1:16.947
30	23.578	104.8	42.951	120.7	14.702	105.4		1:21.231	89	21.941	111.7	41.244	125.4	14.041			1:17.226
31	23.672	102.0	44.000	122.0	14.738	106.0		1:22.410	90	22.152	105.8	42.332	125.6	13.750			1:18.234
32	24.355	91.0	44.178	120.2	14.626	105.4		1:23.159	91	21.906	112.6	40.995	125.9	13.645	113.2		1:16.546
33	25.305	86.7	44.626	121.3	14.642	106.4		1:24.573	92	21.922	111.3	41.469	124.9	13.739			1:17.130
34	24.641	96.2	43.758	120.2	15.221			1:23.620	93	22.049	110.4	42.012	125.4	13.572			1:17.633
35	24.851	100.3	44.144	117.7	14.841			1:23.836	94	21.876	113.3	40.884	125.9	14.122	110.9		1:16.882
36	23.658	105.8	43.489	118.8	15.018			1:22.165	95	22.046	111.7	41.111	126.8	13.753			1:16.910
37	23.155	107.6	42.631	122.6	14.529			1:20.315	96	21.854	109.7	41.059	125.9	13.706			1:16.619
38	23.541	106.4	43.345	122.9	14.070			1:20.956	97	21.937	110.8	41.269	126.8	13.650			1:16.856
39	22.923	108.3	43.336	120.2	14.503			1:20.762	98	21.854	110.6	41.273	125.6	13.939	111.8		1:17.066
40	23.396	105.8	42.404	121.8	15.299			1:21.099	99	21.959	108.6	41.392	127.3	14.577			1:17.928
41	23.457	106.3	42.966	121.1	15.047			1:21.470	100	22.102	109.5	41.460	126.1	13.837	111.8		1:17.399
42	23.342	104.5	43.160	122.0	14.662			1:21.164	101	22.266	113.5	41.529	126.3	13.634			1:17.429
43	23.588	106.6	43.019	120.9	14.773			1:21.380	102	21.809	113.3	41.224	126.6	13.638			1:16.671
44	23.530	101.5	43.851	122.9	14.259			1:21.640	103	21.877	111.5	41.323	126.6	13.628			1:16.828
45	23.057	107.4	44.087	120.5	14.253			1:21.397	104	21.872	111.5	41.368	126.6	13.652			1:16.892
46	23.589	103.5	42.981	120.9	14.418			1:20.988	105	21.866	110.9	41.195	126.8	13.565			1:16.626
47	22.875	108.1	46.166	114.9	14.489			1:23.530	106	21.962	111.7	42.645	123.8	13.597			1:18.204
48	22.778	107.3	42.589	123.5	14.379			1:19.746	107	22.227	108.8	51.743	126.3	14.619	111.1		1:28.589
49	22.828	106.8	42.613	120.5	14.329			1:19.770	108	22.096	113.0	40.998	127.8	13.827	112.4		1:16.921
50	22.684	111.1	42.254	123.3	14.028			1:18.966	109	21.888	111.1	41.394	128.3	13.663	112.6		1:16.945
51	23.369	103.2	43.142	121.3	14.251			1:20.762	110	21.850	113.0	41.461	126.8	13.594	113.4		1:16.905
52	22.712	107.9	42.341	123.1	14.013			1:19.066	111	21.889	112.0	40.966	126.3	13.604	113.4		1:16.459
53	22.759	109.7	42.986	122.6				1:24.202	112	21.944	110.4	41.302	127.3	13.579	113.9		1:16.825
54		57.1	1:08.082	89.1	20.966			3:50.187 P	113	21.817	113.1	41.531	127.0	13.647	112.8		1:16.995
55	32.151	60.4	1:01.569	106.5	19.079	100.9		1:52.799	114	21.849	111.1	41.119	126.3	13.521	114.7		1:16.489
56	30.981	63.4	1:00.037	102.8	19.786	95.4		1:50.804	115	21.923	110.9	41.637	129.5	14.070	111.8		1:17.630
57	31.375	55.6	1:00.710	102.0	19.565	98.2		1:51.650	116	21.864	103.0	41.726	125.6	13.548			1:17.138
58	30.462	67.5	1:02.742	108.1	18.979	100.3		1:52.183	117	21.751	112.6	41.170	126.1	13.841			1:16.762
59	31.453	66.7	1:00.709	102.0	19.709	97.2		1:51.871	118	21.960	110.4	41.235	126.8	13.619			1:16.814



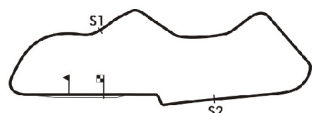
**Session Start: 16:46:05 - Finish: 19:31:39**  
**Weather/Track Conditions: Bright / Drying**  
**Circuit: Donington Park National**  
**Track Length: 3.185 Km - 1.9791 miles**

# Donington Historic Festival - 30 Apr - 2 May 2016

## '1000km' 1964-71 World Sportscar Championship

### Race - Sector Analysis

79 Lambilliotte-De Dryver (P3)									Chevron B8											
lap	Sect-1	Speed	Sect-2	Speed	Sect-3	Speed	TopSpeed	laptime	pit	lap	Sect-1	Speed	Sect-2	Speed	Sect-3	Speed	Topspeed	laptime	pit	
1		69.2	58.484	94.6	19.389	90.4		1:51.987		55	23.490	102.4	43.972	122.2	14.521			1:21.983		
2	30.681	77.1	58.663	98.4	19.342	90.5		1:48.686		56	24.179	106.6	43.319	121.5	14.560	107.2		1:22.058		
3	31.286	69.4	59.793	98.4	20.001	88.6		1:51.080		57	23.554	107.3	43.938	119.0	14.652	107.2		1:22.144		
4	30.866	72.9	59.043	93.6	19.738	92.0		1:49.647		58	23.483	107.1	43.338	120.2	14.511	107.7		1:21.332		
5	31.119	72.0	59.281	93.1	20.201	90.7		1:50.601		59	23.298	106.3	43.371	120.5	14.291	107.4		1:20.960		
6	31.478	74.6	57.953	91.9	19.360	92.1		1:48.791		60	24.047	104.9	43.057	121.3	14.457	107.6		1:21.561		
7	31.295	76.5	58.608	99.9	19.727	89.9		1:49.630		61	23.251	107.9	43.467	120.5	14.256	106.9		1:20.974		
8	31.156	76.0	56.925	100.6	19.792	89.1		1:47.873		62	23.892	107.6	44.002	122.4	14.347	107.2		1:22.241		
9	29.828	74.1	57.773	100.0	18.578	93.3		1:46.179		63	23.309	106.4	43.354	120.2	14.465	107.0		1:21.128		
10	29.603	76.6	55.729	97.6	18.872	92.6		1:44.204		64	23.355	107.3	43.238	120.5	14.323	106.7		1:20.916		
11	29.275	76.0	55.096	100.9	18.323	94.0		1:42.694		65	23.407	107.6	43.319	121.5	14.417	107.7		1:21.143		
12	29.177	76.6	54.494	107.6	17.958	93.8		1:41.629		66	23.084	105.9	43.067	121.3	14.380	106.7		1:20.531		
13	28.737	76.8	53.337	104.7	18.012	95.1		1:40.086		67	23.261	105.1	42.801	121.3				1:23.248		
14	28.485	77.5	52.669	103.3	18.000	93.9		1:39.154		68		87.9	46.597	118.8	18.151	96.1		5:01.010	P	
15	28.474	80.2	53.227	113.0	17.449	96.3		1:39.150		69	25.133	91.9	44.919	119.4	15.351	107.0		1:25.403		
16	28.628	77.8	51.678	113.7	17.026	97.2		1:37.332		70	23.894	90.7	44.315	119.8	15.304	105.9		1:23.513		
17	27.673	80.9	52.089	107.9	17.391	96.7		1:37.153		71	23.913	93.3	45.052	118.8	15.072	107.0		1:24.037		
18	27.428	83.0	50.230	109.3	17.208	96.9		1:34.866		72	23.778	99.1	43.587	120.9	14.812	107.6		1:22.177		
19	27.700	82.7	50.144	110.2	17.297	97.0		1:35.141		73	24.267	91.5	45.732	117.1	15.294	105.2		1:25.293		
20	27.572	85.3	51.082	112.6	16.820	98.2		1:35.474		74	23.946	94.3	43.768	121.8	15.188	106.5		1:22.902		
21	27.125	83.4	48.601	116.5	16.742	96.3		1:32.468		75	23.647	94.8	44.152	118.5	15.042	106.9		1:22.841		
22	26.964	83.0	49.340	116.5	16.449	97.4		1:32.753		76	23.847	95.1	44.477	117.3	15.074	106.0		1:23.398		
23	27.224	87.2	48.999	113.9	16.627	99.0		1:32.850		77	23.686	95.0	43.836	120.5	14.500	106.4		1:22.022		
24	26.448	85.4	48.193	114.7	16.944	97.6		1:31.585		78	23.355	96.0	44.109	119.2	15.173	104.2		1:22.637		
25	26.637	85.4	49.509	112.4	16.687	98.6		1:32.833		79	29.239	89.5	47.915	116.5	15.254	105.7		1:32.408		
26	27.337	85.5	48.748	113.2	16.710	98.9		1:32.795		80	23.561	96.7	44.891	117.5	15.085	105.2		1:23.537		
27	27.053	79.4	49.369	113.2	16.592	97.9		1:33.014		81	23.742	95.6	44.109	117.3	15.055	105.5		1:22.906		
28	26.446	84.5	46.626	119.8	15.565	99.3		1:28.637		82	24.674	94.3	45.130	116.9	15.337	103.1		1:25.141		
29	25.439	93.5	46.060	119.4	16.063	98.2		1:27.562		83	23.872	95.6	44.370	117.5	14.695	106.4		1:22.937		
30	25.706	87.3	46.805	117.3	15.988	98.6		1:28.499		84	24.057	94.4	44.430	117.9	15.109	106.7		1:23.596		
31	26.332	83.2	48.010	112.6	16.531	102.2		1:30.873		85	23.686	95.6	44.812	118.5	15.252	103.9		1:23.750		
32	25.923	88.3	47.768	110.4	16.482	98.0		1:30.173		86	23.768	95.0	43.874	119.2	15.055	104.7		1:22.697		
33	25.947	90.1	47.248	113.5	19.055			1:32.250		87	23.633	96.7	44.822	116.9	14.650	106.4		1:23.105		
34	26.151	88.0	47.590	112.8				1:35.972		88	24.032	90.5	44.932	118.3	14.381	107.6		1:23.345		
35		92.3	47.670	120.5	15.863	104.7		6:43.424	P	89	23.365	93.7	44.156	120.7	14.537	107.4		1:22.058		
36	25.674	98.6	45.928	118.3	15.501	104.6		1:27.103		90	24.253	90.1	46.674	101.7	17.312	95.6		1:28.239		
37	24.775	98.3	46.088	115.7	15.295	107.2		1:26.158		91	24.448	89.6	44.147	119.2	14.335	107.7		1:22.930		
38	24.530	97.3	45.046	119.4	15.103			1:24.679		92	23.576	94.8	43.992	117.5	15.452			1:23.020		
39	24.776	94.1	44.593	122.0	14.965	107.2		1:24.334		93	23.491	97.4	43.854	121.3	15.297	104.2		1:22.642		
40	24.123	100.4	44.280	120.5	14.971	106.9		1:23.374		94	23.864	92.8	44.808	113.9	14.645	107.6		1:23.317		
41	24.358	100.2	44.239	121.1	14.699	107.9		1:23.296		95	23.835	93.7	44.541	117.5	14.767	106.7		1:23.143		
42	24.366	95.6	44.743	116.7	15.636	107.4		1:24.745		96	24.157	91.0	45.785	118.5	15.521	103.3		1:25.463		
43	23.804	104.5	44.328	119.2	14.859	107.0		1:22.991		97	24.291	92.4	46.922	111.7	15.651	104.4		1:26.864		
44	23.901	104.5	45.423	122.0	14.924	106.2		1:24.248		98	23.997	92.3	45.154	119.4	14.786	105.0		1:23.937		
45	23.969	102.6	44.057	120.5	14.804	107.7		1:22.830		99	25.310	85.2	45.561	118.3	15.037	103.0		1:25.908		
46	23.776	106.1	43.746	120.0	14.926	108.4		1:22.448		100	26.064	91.0	48.250	106.2	16.004	91.4		1:30.318		
47	23.843	99.9	44.550	120.0	14.760			1:23.153		101	26.181	86.1	46.050	111.5	16.453	94.8		1:28.684		
48	24.041	93.5	45.794	119.0	14.868	108.6		1:24.703		102	26.314	83.2	46.730	116.1	15.717	95.6		1:28.761		
49	23.635	101.3	44.037	119.8	14.883	105.4		1:22.555		103	25.303	92.8	47.788	113.4	15.411	99.9		1:28.502		
50	23.577	105.1	43.724	120.5	14.622	106.9		1:21.923		104	25.935	90.0	44.121	121.3	14.502	106.2		1:24.558		
51	23.218	104.9	43.650	120.0	14.685	108.8		1:21.553		105	24.597	92.3	45.899	121.1	14.138			1:24.634		
52	23.633	96.7	43.956	121.1	14.679	107.4		1:22.268		106	23.682	93.8	45.705	115.5	15.643			1:25.030		
53	24.071	104.0	43.281	120.5	14.761	107.4		1:22.113		107	25.376	90.7	45.948	113.0	17.055			1:28.379		
54	23.630	101.3	43.160	120.9	14.673	107.7		1:21.463		108										



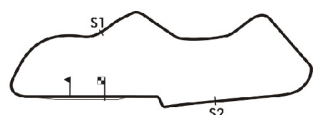
**Session Start: 16:46:05 - Finish: 19:31:39**  
**Weather/Track Conditions: Bright / Drying**  
**Circuit: Donington Park National**  
**Track Length: 3.185 Km - 1.9791 miles**

# Donington Historic Festival - 30 Apr - 2 May 2016

## '1000km' 1964-71 World Sportscar Championship

### Race - Sector Analysis

85 Newall-Warburton (P3)									Chevron B8								
lap	Sect-1	Speed	Sect-2	Speed	Sect-3	Speed	TopSpeed	laptime pit	lap	Sect-1	Speed	Sect-2	Speed	Sect-3	Speed	Topspeed	laptime pit
1		79.3	53.816	109.0	17.344	96.3		1:42.303	62	23.365	104.1	43.514	117.9	14.305	107.6		1:21.184
2	27.505	83.9	53.159	102.8	17.366	95.8		1:38.030	63	23.541	104.6	42.887	118.3	15.706	102.8		1:22.134
3	27.020	88.0	52.201	107.7	16.949	98.2		1:36.170	64	23.501	103.8	43.448	117.5	14.623	104.9		1:21.572
4	26.477	89.6	51.544	107.6	16.798	99.5		1:34.819	65	24.070	85.6	44.370	116.3	14.679	107.2		1:23.119
5	26.164	88.2	50.703	106.9	16.552	100.5		1:33.419	66	22.843	106.1	43.096	118.8	14.388			1:20.327
6	26.072	89.4	50.710	107.2	16.501	101.9		1:33.283	67	22.938	106.6	42.827	117.9	14.091	105.7		1:19.856
7	25.850	91.0	50.309	110.9	16.333	103.6		1:32.492	68	23.015	104.3	42.942	117.9	14.375	106.4		1:20.332
8	25.609	91.4	49.918	113.4	15.900	104.9		1:31.427	69	22.781	107.9	42.696	117.7	14.043	106.2		1:19.520
9	25.452	91.5	48.433	114.3	15.986	103.0		1:29.871	70	22.908	106.3	42.340	118.1	13.927	108.6		1:19.175
10	25.330	93.2	47.457	114.7	16.751	101.7		1:29.538	71	22.645	109.0	42.835	118.1	13.858	107.2		1:19.338
11	24.986	96.2	46.745	117.1	16.748	103.4		1:28.479	72	22.527	109.0	42.596	118.1	14.068	105.9		1:19.191
12	24.414	96.9	46.043	117.3	15.379	105.9		1:25.836	73	23.259	103.8	43.464	118.5	14.365	106.2		1:21.088
13	24.045	102.6	45.055	118.5	15.128	106.4		1:24.228	74	22.758	108.3	42.850	117.7	13.984	105.7		1:19.592
14	23.925	98.6	44.812	121.5	15.027	107.6		1:23.764	75	22.730	109.9	42.386	119.4	14.000	106.0		1:19.116
15	23.753	102.7	43.996	122.2	14.763	107.4		1:22.512	76	22.888	106.1	43.188	119.2	14.342	106.9		1:20.418
16	23.183	106.9	43.277	123.1	14.494	108.3		1:20.954	77	22.861	104.6	44.306	117.3				1:24.578
17	23.405	102.7	42.741	124.0	14.392	108.3		1:20.538	78		114.9	40.272	125.2	13.330	110.6		4:55.131 P
18	23.610	101.2	42.434	124.7	14.933	107.4		1:20.977	79	21.585	116.2	39.571	125.4	13.180	111.3		1:14.336
19	23.726	108.6	41.504	124.9	14.619	108.4		1:19.849	80	21.356	121.0	39.632	124.5	13.186	111.3		1:14.174
20	23.095	106.6	45.723	121.8	14.221	108.4		1:23.039	81	21.408	119.3	39.595	124.0	13.228	111.1		1:14.231
21	23.076	110.9	41.588	122.6	15.913	103.7		1:20.577	82	21.365	121.2	39.713	122.4	13.165	110.6		1:14.243
22	22.677	112.0	41.007	123.5	13.922	109.0		1:17.606	83	21.501	121.2	39.350	123.8	14.051	109.3		1:14.902
23	22.651	112.2	40.847	123.1	13.909	108.8		1:17.407	84	21.631	121.0	39.650	123.8	13.193	111.3		1:14.474
24	22.484	114.5	41.417	122.9	14.289	107.7		1:18.190	85	21.464	120.4	39.507	123.8	13.248	110.2		1:14.219
25	22.533	115.1	40.654	123.8	14.884	105.2		1:18.071	86	21.502	120.8	39.351	123.5	13.200	111.1		1:14.053
26	22.792	114.3	42.783	122.6	13.825	107.4		1:19.400	87	21.492	119.3	39.528	125.6	13.657	111.5		1:14.677
27	23.844	104.9	40.897	124.0	13.720	109.7		1:18.461	88	21.902	119.5	39.510	123.8	13.423	110.6		1:14.835
28	22.306	113.3	40.762	122.4	13.729	109.1		1:16.797	89	21.779	120.6	39.716	122.0	13.328	111.1		1:14.823
29	23.170	99.4	42.565	122.9	13.819	109.3		1:19.554	90	21.690	119.5	39.842	122.4	13.345	110.7		1:14.877
30	22.540	109.5	40.818	123.3	13.795	109.0		1:17.153	91	21.934	117.0	40.267	124.0	13.273	110.0		1:15.474
31	22.822	106.8	40.632	123.1	13.993	108.4		1:17.447	92	21.602	116.2	39.532	123.5	13.217	110.9		1:14.351
32	22.526	103.2	43.590	119.4	13.901	109.0		1:20.017	93	21.761	120.6	39.896	122.4	13.416	109.0		1:15.073
33	23.256	100.2	41.448	120.0	13.759	108.8		1:18.463	94	21.800	119.3	39.561	122.2	13.750	110.2		1:15.111
34	22.634	111.5	41.172	120.5	13.717	109.3		1:17.523	95	21.799	120.6	39.857	122.4	13.412	110.9		1:15.068
35	22.821	109.0	40.501	121.5	13.749	108.6		1:17.071	96	21.629	119.7	39.732	123.5	13.484	112.2		1:14.845
36	23.181	100.9	41.185	121.1	13.826	109.1		1:18.192	97	21.591	118.9	40.511	121.8	13.368	110.9		1:15.470
37	23.134	99.3	41.457	121.8	14.193	107.4		1:18.784	98	21.748	118.5	39.948	122.2	13.595	108.8		1:15.291
38	22.460	112.8	40.272	122.4	16.367	102.0		1:19.099	99	21.872	117.0	40.005	122.0	13.515	108.4		1:15.392
39	22.542	112.8	40.645	122.4	13.619	110.0		1:16.806	100	21.737	113.9	39.893	122.9	13.305	110.7		1:14.935
40	22.484	112.8	40.239	122.6	13.648	109.5		1:16.371	101	21.798	115.5	40.641	122.9	13.325	111.3		1:15.764
41	22.026	114.9	40.956	120.0	13.777	110.0		1:16.759	102	21.721	120.8	39.709	122.9	13.370	111.3		1:14.800
42	22.232	113.3	40.390	122.2	13.808			1:16.430	103	21.777	117.9	40.177	122.9	13.439	110.6		1:15.393
43	21.734	116.8	40.284	121.5	13.430	111.1		1:15.448	104	21.864	117.9	40.314	122.6	13.596	108.3		1:15.774
44	21.871	114.7	40.385	122.2	13.467	111.1		1:15.723	105	21.651	118.5	41.373	123.1	13.599	108.8		1:16.623
45	21.861	115.5	40.834	123.8	13.357	110.0		1:16.052	106	21.778	116.4	40.073	122.4	13.459	109.5		1:15.310
46	21.657	116.8	40.352	122.9	13.603	109.1		1:15.612	107	21.890	119.3	40.178	122.2	13.694	109.5		1:15.762
47	21.858	116.0	40.177	122.4	13.325	110.2		1:15.360	108	21.827	116.8	40.217	122.4	13.498	110.7		1:15.542
48	21.772	112.2	40.242	122.4	13.388	110.7		1:15.402	109	21.735	119.7	40.193	122.6	13.509	110.4		1:15.437
49	21.789	116.0	40.425	120.7	13.515	110.9		1:15.729	110	21.834	114.7	40.503	120.9	13.686	109.8		1:16.023
50	22.161	113.3	40.538	122.0	13.498	110.2		1:16.197	111	21.802	113.9	41.110	123.3	13.474	108.4		1:16.386
51	22.005	117.7	40.746	121.8	13.484	109.8		1:16.235	112	21.894	116.6	41.123	123.8	13.654	108.1		1:16.671
52	22.016	117.9	40.341	122.4	13.455	110.0		1:15.812	113	21.872	115.7	40.049	123.1	13.552	109.1		1:15.473
53	21.780	116.4	40.650	122.0				1:19.039	114	21.840	119.1	40.088	123.1	13.453	108.1		1:15.381
54	Out	90.2	47.241	115.7	15.433	103.7		2:44.586 P	115	21.932	113.7	40.307	122.9	13.516	108.4		1:15.755
55	24.103	101.2	45.396	115.9	15.307	100.8		1:24.806	116	21.897	114.9	40.146	125.2	13.549	110.4		1:15.592
56	24.309	98.3	45.048	117.1	15.496	104.2		1:24.853	117	21.835	116.6	40.524	124.5	13.566	109.7		1:15.925
57	23.779	101.6	45.561	115.3	14.857	105.0		1:24.197	118	21.945	116.2	40.485	123.1	13.472	109.7		1:15.902
58	23.759	101.2	44.240	119.4	14.448	106.2		1:22.447	119	22.019	115.8	40.370	123.3	13.660	108.1		1:16.049
59	23.481	102.0	43.950	117.5	14.753	105.4		1:22.184	120	21.982	115.8	40.187	122.6	13.622	107.6		1:15.791
60	23.824	99.4	44.374	117.9	14.333	106.2		1:22.531	121	21.867	118.1	40.064	123.1	13.458			1:15.389
61	23.212	104.8	44.978	116.5	14.318	107.0		1:22.508	122	21.876	116.4	39.865	123.3	13.548			1:15.289



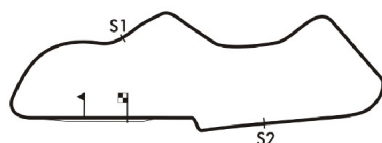
Session Start: 16:46:05 - Finish: 19:31:39  
 Weather/Track Conditions: Bright / Drying  
 Circuit: Donington Park National  
 Track Length: 3.185 Km - 1.9791 miles

# Donington Historic Festival - 30 Apr - 2 May 2016

## '1000km' 1964-71 World Sportscar Championship

### Race - Best Sector Times

POS	NO	DRIVER/S	Sector 1			Sector 2			Sector 3			IDEAL LAP	BEST LAP	On
			TIME	LAP	POS	TIME	LAP	POS	TIME	LAP	POS			
1	9	Gibson-Ward	19.715	89	1	36.742	100	1	12.254	98	1	1:08.711	<b>1:08.912</b>	<b>100</b>
2	10	Gibson-Littlejohn	20.072	80	3	37.589	86	3	12.421	89	3	1:10.082	<b>1:10.295</b>	<b>78</b>
3	14	Bryant	19.936	99	2	37.350	104	2	12.369	100	2	1:09.655	<b>1:09.596</b>	<b>113</b>
4	4	O'Connell-Kirkaldy	21.295	86	4	39.369	99	5	12.980	75	4	1:13.644	<b>1:13.752</b>	<b>89</b>
5	85	Newall-Warburton	21.356	80	5	39.350	83	4	13.165	82	6	1:13.871	<b>1:14.053</b>	<b>86</b>
6	12	Beebee R-Beebee J-Brooks	21.471	54	6	39.570	63	6	13.018	75	5	1:14.059	<b>1:14.304</b>	<b>63</b>
7	70	Kremer D-Kremer G-Mitchell	21.751	117	7	40.884	94	7	13.521	114	7	1:16.156	<b>1:16.459</b>	<b>111</b>
8	79	Lambilliotte-De Dryver	23.084	66	11	42.801	67	10	14.138	105	10	1:20.023	<b>1:20.531</b>	<b>66</b>
9	31	Singer-Moran	22.085	62	9	41.034	62	9	13.677	85	8	1:16.796	<b>1:16.967</b>	<b>62</b>
10	39	Taylor-Diffey	22.039	69	8	41.017	68	8	13.781	68	9	1:16.837	<b>1:17.440</b>	<b>74</b>
11	6	Voyazides-Hadfield	22.534	23	10	43.091	22	11	14.417	22	11	1:20.042	<b>1:20.800</b>	<b>22</b>



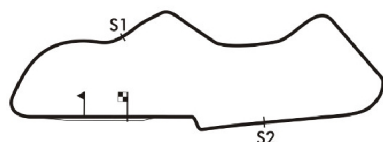
**Session Start: 16:46:05 - Finish: 19:31:39**  
**Weather/Track Conditions: Bright / Drying**  
**Circuit: Donington Park National**  
**Track Length: 3.185 Km - 1.9791 miles**

# Donington Historic Festival - 30 Apr - 2 May 2016

## '1000km' 1964-71 World Sportscar Championship

### Race - Best Sector Speeds

	NO	SECTOR 1	MPH	NO	SECTOR 2	MPH	NO	SECTOR 3	MPH
1	9	Gibson-Ward	129.8	9	Gibson-Ward	145.1	9	Gibson-Ward	128.3
2	14	Bryant	128.1	10	Gibson-Littlejohn	144.5	10	Gibson-Littlejohn	128.3
3	4	O'Connell-Kirkaldy	127.1	14	Bryant	141.5	14	Bryant	127.0
4	10	Gibson-Littlejohn	125.9	6	Voyazides-Hadfield	138.3	6	Voyazides-Hadfield	118.8
5	12	Beebee R-Beebee J-Brooks	122.1	70	Kremer D-Kremer G-Mitchell	129.5	70	Kremer D-Kremer G-Mitchell	114.7
6	85	Newall-Warburton	121.2	12	Beebee R-Beebee J-Brooks	127.5	12	Beebee R-Beebee J-Brooks	114.3
7	70	Kremer D-Kremer	115.7	85	Newall-Warburton	125.6	85	Newall-Warburton	112.2
8	39	Taylor-Diffey	113.5	39	Taylor-Diffey	125.4	4	O'Connell-Kirkaldy	111.5
9	31	Singer-Moran	112.0	4	O'Connell-Kirkaldy	125.2	31	Singer-Moran	111.5
10	79	Lambilliotte-De Dryver	107.9	31	Singer-Moran	124.0	39	Taylor-Diffey	110.6
11	6	Voyazides-Hadfield	104.6	79	Lambilliotte-De Dryver	122.4	79	Lambilliotte-De Dryver	108.8



**Session Start: 16:46:05 - Finish: 19:31:39**  
**Weather/Track Conditions: Bright / Drying**  
**Circuit: Donington Park National**  
**Track Length: 3.185 Km - 1.9791 miles**



# Donington Historic Festival - 30 Apr - 2 May 2016

## '1000km' 1964-71 World Sportscar Championship

### Race - Lap Chart

Lap 1			Lap 2			Lap 3			Lap 4			Lap 5			Lap 6		
NO	Behind	Laptime	NO	Behind	Laptime	NO	Behind	Laptime	NO	Behind	Laptime	NO	Behind	Laptime	NO	Behind	Laptime
4		1:40.825	4		1:35.868	4		1:35.861	4		1:35.071	4		1:33.918	4		1:33.071
10	1.463	1:42.288	85	3.640	1:38.030	85	3.949	1:36.170	85	3.697	1:34.819	85	3.198	1:33.419	85	3.410	1:33.283
85	1.478	1:42.303	12	4.097	1:37.810	14	4.728	1:36.396	14	4.909	1:35.252	14	5.732	1:34.741	14	6.410	1:33.749
12	2.155	1:42.980	14	4.193	1:37.502	12	5.624	1:37.388	12	7.605	1:37.052	12	9.594	1:35.907	12	12.006	1:35.483
14	2.559	1:43.384	10	7.898	1:42.303	70	9.297	1:37.103	70	10.612	1:36.386	70	12.056	1:35.362	70	12.251	1:33.266
6	3.514	1:44.339	70	8.055	1:39.439	10	14.212	1:42.175	10	18.264	1:39.123	10	23.403	1:39.057	10	28.844	1:38.512
70	4.484	1:45.309	6	9.063	1:41.417	6	14.562	1:41.360	6	19.205	1:39.714	6	24.777	1:39.490	6	29.662	1:37.956
9	6.969	1:47.794	31	13.687	1:41.493	9	27.045	1:46.572	9	37.513	1:45.539	31	49.874	1:45.054	31	57.691	1:40.888
31	8.062	1:48.887	9	16.334	1:45.233	31	28.659	1:50.833	31	38.738	1:45.150	9	50.726	1:47.131	9	1:02.691	1:45.036
39	9.999	1:50.824	39	22.523	1:48.392	39	36.942	1:50.280	39	52.976	1:51.105	39	1:09.097	1:50.039	39	1:24.794	1:48.768
79	11.162	1:51.987	79	23.980	1:48.686	79	39.199	1:51.080	79	53.775	1:49.647	79	1:10.458	1:50.601	79	1:26.178	1:48.791

**Session Start: 16:46:05 - Finish: 19:31:39**  
**Weather/Track Conditions: Bright / Drying**  
**Circuit: Donington Park National**  
**Track Length: 3.185 Km - 1.9791 miles**

# Donington Historic Festival - 30 Apr - 2 May 2016

## '1000km' 1964-71 World Sportscar Championship

### Race - Lap Chart

Lap 7			Lap 8			Lap 9			Lap 10			Lap 11			Lap 12		
NO	Behind	Laptime	NO	Behind	Laptime	NO	Behind	Laptime	NO	Behind	Laptime	NO	Behind	Laptime	NO	Behind	Laptime
4		1:32.105	4		1:31.760	4		1:30.496	4		1:29.280	4		1:28.486	4		1:26.904
85	3.797	1:32.492	85	3.464	1:31.427	85	2.839	1:29.871	85	3.097	1:29.538	85	3.090	1:28.479	85	2.022	1:25.836
14	6.922	1:32.617	14	8.437	1:33.275	14	7.752	1:29.811	9	1 LAP	1:41.034	31	1 LAP	1:37.354	14	6.694	1:26.644
70	13.668	1:33.522	39	1 LAP	1:48.636	70	16.257	1:32.027	14	6.812	1:28.340	14	6.954	1:28.628	31	1 LAP	1:35.218
12	15.052	1:35.151	79	1 LAP	1:49.630	12	20.802	1:34.372	70	17.932	1:30.955	9	1 LAP	1:39.743	70	22.326	1:30.394
10	33.037	1:36.298	70	14.726	1:32.818	39	1 LAP	1:46.649	12	25.728	1:34.206	70	18.836	1:29.390	9	1 LAP	1:36.549
6	33.831	1:36.274	12	16.926	1:33.634	79	1 LAP	1:47.873	39	1 LAP	1:44.126	12	29.057	1:31.815	12	32.061	1:29.908
31	1:06.036	1:40.450	10	35.464	1:34.187	10	37.746	1:32.778	10	40.847	1:32.381	10	42.325	1:29.964	10	42.653	1:27.232
9	1:12.492	1:41.906	6	36.774	1:34.703	6	39.190	1:32.912	6	41.557	1:31.647	6	42.795	1:29.724	6	44.658	1:28.767
			31	1:14.523	1:40.247	31	1:23.610	1:39.583	79	1 LAP	1:46.179	39	1 LAP	1:42.970	39	1 LAP	1:40.537
			9	1:21.995	1:41.263							79	1 LAP	1:44.204	79	1 LAP	1:42.694

**Session Start: 16:46:05 - Finish: 19:31:39**

**Weather/Track Conditions: Bright / Drying**

**Circuit: Donington Park National**

**Track Length: 3.185 Km - 1.9791 miles**

# Donington Historic Festival - 30 Apr - 2 May 2016

## '1000km' 1964-71 World Sportscar Championship

### Race - Lap Chart

Lap 13			Lap 14			Lap 15			Lap 16			Lap 17			Lap 18		
NO	Behind	Laptime	NO	Behind	Laptime	NO	Behind	Laptime	NO	Behind	Laptime	NO	Behind	Laptime	NO	Behind	Laptime
4		1:25.074	4		1:24.383	4		1:22.230	4		1:21.043	4		1:20.707	4		1:21.287
85	1.176	1:24.228	85	0.557	1:23.764	85	0.839	1:22.512	85	0.750	1:20.954	85	0.581	1:20.538	85	0.271	1:20.977
14	6.167	1:24.547	14	5.398	1:23.614	14	6.373	1:23.205	14	8.050	1:22.720	14	9.071	1:21.728	12	1 LAP	1:27.592
31	1 LAP	1:33.936	79	2 LAPS	1:41.629	39	2 LAPS	1:38.258	39	2 LAPS	1:36.102	70	37.109	1:25.536	14	8.164	1:20.380
70	24.076	1:26.824	70	24.881	1:25.188	70	27.398	1:24.747	70	32.280	1:25.925	39	2 LAPS	1:33.947	70	38.815	1:22.993
9	1 LAP	1:34.369	31	1 LAP	1:33.909	79	2 LAPS	1:40.086	79	2 LAPS	1:39.154	10	54.728	1:24.445	39	2 LAPS	1:32.621
12	34.881	1:27.894	12	41.680	1:31.182	31	1 LAP	1:32.910	31	1 LAP	1:30.834	31	1 LAP	1:32.309	10	57.339	1:23.898
10	43.739	1:26.160	9	1 LAP	1:33.703	10	47.681	1:24.828	10	50.990	1:24.352	6	1:04.110	1:26.661	6	1:07.942	1:25.119
6	47.335	1:27.751	10	45.083	1:25.727	9	1 LAP	1:31.814	6	58.156	1:26.469	79	2 LAPS	1:39.150	31	1 LAP	1:31.224
39	1 LAP	1:38.487	6	48.757	1:25.805	6	52.730	1:26.203	9	1 LAP	1:28.657	9	1 LAP	1:29.519	9	1 LAP	1:30.138
						12	1:08.309	1:48.859	12	1:14.699	1:27.433						

**Session Start: 16:46:05 - Finish: 19:31:39**  
**Weather/Track Conditions: Bright / Drying**  
**Circuit: Donington Park National**  
**Track Length: 3.185 Km - 1.9791 miles**

# Donington Historic Festival - 30 Apr - 2 May 2016

## '1000km' 1964-71 World Sportscar Championship

### Race - Lap Chart

Lap 19			Lap 20			Lap 21			Lap 22			Lap 23			Lap 24		
NO	Behind	Laptime	NO	Behind	Laptime	NO	Behind	Laptime	NO	Behind	Laptime	NO	Behind	Laptime	NO	Behind	Laptime
4		1:19.736	4		1:19.571	4		1:17.907	4		1:19.145	4		1:17.677	4		1:16.894
85	0.384	1:19.849	31	2 LAPS	1:28.652	85	6.522	1:20.577	85	4.983	1:17.606	6	1 LAP	1:20.800	85	6.009	1:18.190
79	3 LAPS	1:37.332	85	3.852	1:23.039	31	2 LAPS	1:26.246	39	3 LAPS	1:29.620	85	4.713	1:17.407	14	10.092	1:18.491
12	1 LAP	1:26.760	9	2 LAPS	1:27.642	14	11.006	1:19.711	14	9.421	1:17.560	14	8.495	1:16.751	12	1 LAP	1:19.915
14	7.662	1:19.234	14	9.202	1:21.111	9	2 LAPS	1:26.476	31	2 LAPS	1:26.106	39	3 LAPS	1:29.242	39	3 LAPS	1:27.453
70	43.657	1:24.578	12	1 LAP	1:23.522	12	1 LAP	1:22.884	12	1 LAP	1:23.683	31	2 LAPS	1:25.561	6	1 LAP	1:44.419
39	2 LAPS	1:30.534	79	3 LAPS	1:37.153	79	3 LAPS	1:34.866	9	2 LAPS	1:25.538	12	1 LAP	1:21.616	31	2 LAPS	1:25.737
6	1:12.566	1:24.360	10	1 LAP	2:24.065	10	1 LAP	1:18.127	10	1 LAP	1:18.338	9	2 LAPS	1:25.584	9	2 LAPS	1:24.969
			70	47.375	1:23.289	70	52.420	1:22.952	79	3 LAPS	1:35.141	10	1 LAP	1:16.598	10	1 LAP	1:15.833
			39	2 LAPS	1:29.760	6	1:18.575	1:21.829	70	55.377	1:22.102	70	1:01.633	1:23.933	70	1:07.564	1:22.825
			6	1:14.653	1:21.658				79	3 LAPS	1:35.474						

**Session Start: 16:46:05 - Finish: 19:31:39**

**Weather/Track Conditions: Bright / Drying**

**Circuit: Donington Park National**

**Track Length: 3.185 Km - 1.9791 miles**

# Donington Historic Festival - 30 Apr - 2 May 2016

## '1000km' 1964-71 World Sportscar Championship

### Race - Lap Chart

Lap 25			Lap 26			Lap 27			Lap 28			Lap 29			Lap 30		
NO	Behind	Laptime	NO	Behind	Laptime	NO	Behind	Laptime	NO	Behind	Laptime	NO	Behind	Laptime	NO	Behind	Laptime
4		1:16.535	4		1:16.381	4		1:16.589	4		1:15.886	4		1:15.296	4		1:16.336
85	7.545	1:18.071	85	10.564	1:19.400	70	1 LAP	1:24.285	14	12.234	1:16.891	31	3 LAPS	1:28.521	39	4 LAPS	1:25.541
79	4 LAPS	1:32.468	14	10.961	1:17.133	14	11.229	1:16.857	70	1 LAP	1:21.769	14	12.516	1:15.578	14	14.598	1:18.418
14	10.209	1:16.652	6	2 LAPS	2:22.507	85	12.436	1:18.461	85	13.347	1:16.797	85	17.605	1:19.554	85	18.422	1:17.153
12	1 LAP	1:24.982	79	4 LAPS	1:32.753	10	1 LAP	1:16.113	10	1 LAP	1:14.354	70	1 LAP	1:22.439	70	1 LAP	1:22.920
10	1 LAP	1:17.997	10	1 LAP	1:16.226	79	4 LAPS	1:32.850	12	1 LAP	1:21.280	10	1 LAP	1:13.954	10	1 LAP	1:13.800
39	3 LAPS	1:28.546	12	1 LAP	1:20.936	12	1 LAP	1:21.902	79	4 LAPS	1:31.585	12	1 LAP	1:22.756	12	1 LAP	1:23.533
31	2 LAPS	1:24.799	9	2 LAPS	1:22.770	9	2 LAPS	1:21.933	9	2 LAPS	1:21.526	9	2 LAPS	1:22.986			
9	2 LAPS	1:23.399	39	3 LAPS	1:26.829	39	3 LAPS	1:27.298	39	3 LAPS	1:25.145	79	4 LAPS	1:32.833			
70	1:15.088	1:24.059	31	2 LAPS	1:28.020	31	2 LAPS	1:26.066									

**Session Start: 16:46:05 - Finish: 19:31:39**  
**Weather/Track Conditions: Bright / Drying**  
**Circuit: Donington Park National**  
**Track Length: 3.185 Km - 1.9791 miles**

# Donington Historic Festival - 30 Apr - 2 May 2016

## '1000km' 1964-71 World Sportscar Championship

### Race - Lap Chart

Lap 31			Lap 32			Lap 33			Lap 34			Lap 35			Lap 36		
NO	Behind	Laptime	NO	Behind	Laptime	NO	Behind	Laptime	NO	Behind	Laptime	NO	Behind	Laptime	NO	Behind	Laptime
4		1:18.079	4		1:15.921	4		1:16.333	4		1:16.523	4		1:15.998	4		1:17.583
9	3 LAPS	1:28.357	12	2 LAPS	1:29.846	14	20.263	1:17.850	14	22.476	1:18.736	14	23.753	1:17.275	31	5 LAPS	1:37.529
31	4 LAPS	2:41.545	14	18.746	1:20.115	85	24.016	1:18.463	85	25.016	1:17.523	85	26.089	1:17.071	14	23.919	1:17.749
79	5 LAPS	1:32.795	85	21.886	1:20.017	10	1 LAP	1:16.760	10	1 LAP	1:16.455	10	1 LAP	1:15.553	85	26.698	1:18.192
39	4 LAPS	1:27.106	39	4 LAPS	1:30.333	39	4 LAPS	1:28.004	39	4 LAPS	1:25.462	70	1 LAP	1:23.620	10	1 LAP	1:16.868
14	14.552	1:18.033	79	5 LAPS	1:33.014	79	5 LAPS	1:28.637	70	1 LAP	1:24.573	39	4 LAPS	1:26.344	70	1 LAP	1:23.836
85	17.790	1:17.447	10	1 LAP	1:16.201	70	1 LAP	1:23.159	79	5 LAPS	1:27.562	12	2 LAPS	1:17.502	12	2 LAPS	1:20.428
70	1 LAP	1:21.231	31	4 LAPS	1:41.428	31	4 LAPS	1:37.244	12	2 LAPS	1:19.185	79	5 LAPS	1:28.499	9	3 LAPS	1:15.284
10	1 LAP	1:15.360	70	1 LAP	1:22.410	12	2 LAPS	2:15.017	31	4 LAPS	1:34.642	9	3 LAPS	1:15.266	39	4 LAPS	1:27.905
			9	3 LAPS	2:22.709	9	3 LAPS	1:22.507	9	3 LAPS	1:13.828						

**Session Start: 16:46:05 - Finish: 19:31:39**

**Weather/Track Conditions: Bright / Drying**

**Circuit: Donington Park National**

**Track Length: 3.185 Km - 1.9791 miles**

# Donington Historic Festival - 30 Apr - 2 May 2016

## '1000km' 1964-71 World Sportscar Championship

### Race - Lap Chart

Lap 37			Lap 38			Lap 39			Lap 40			Lap 41			Lap 42		
NO	Behind	Laptime	NO	Behind	Laptime	NO	Behind	Laptime	NO	Behind	Laptime	NO	Behind	Laptime	NO	Behind	Laptime
4		1:18.263	4		1:16.262	4		1:16.041	4		1:15.594	4		1:14.927	4		1:14.694
79	6 LAPS	1:30.873	39	5 LAPS	1:33.102	39	5 LAPS	1:26.037	70	2 LAPS	1:20.956	70	2 LAPS	1:20.762	70	2 LAPS	1:21.099
14	24.426	1:18.770	79	6 LAPS	1:30.173	14	24.430	1:16.032	10	1 LAP	1:13.697	10	1 LAP	1:12.967	10	1 LAP	1:13.185
85	27.219	1:18.784	14	24.439	1:16.275	10	1 LAP	1:14.726	14	24.968	1:16.132	14	25.930	1:15.889	14	25.958	1:14.722
10	1 LAP	1:15.314	10	1 LAP	1:15.208	<b>31</b>	6 LAPS	1:49.148	39	5 LAPS	1:23.782	85	33.430	1:16.759	85	35.166	1:16.430
9	3 LAPS	1:14.090	85	30.056	1:19.099	79	6 LAPS	1:32.250	85	31.598	1:16.371	39	5 LAPS	1:24.126	9	3 LAPS	1:11.584
12	2 LAPS	1:17.654	9	3 LAPS	1:12.814	85	30.821	1:16.806	<b>79</b>	6 LAPS	1:35.972	9	3 LAPS	1:10.962	<b>39</b>	5 LAPS	1:31.276
70	1 LAP	1:22.165	12	2 LAPS	1:16.542	9	3 LAPS	1:11.704	9	3 LAPS	1:11.084	12	2 LAPS	1:16.196	31	8 LAPS	4:21.442
31	5 LAPS	2:14.423	70	1 LAP	1:20.315	12	2 LAPS	1:16.264	12	2 LAPS	1:15.851				12	2 LAPS	1:16.051

**Session Start: 16:46:05 - Finish: 19:31:39**  
**Weather/Track Conditions: Bright / Drying**  
**Circuit: Donington Park National**  
**Track Length: 3.185 Km - 1.9791 miles**

# Donington Historic Festival - 30 Apr - 2 May 2016

## '1000km' 1964-71 World Sportscar Championship

### Race - Lap Chart

Lap 43			Lap 44			Lap 45			Lap 46			Lap 47			Lap 48		
NO	Behind	Laptime	NO	Behind	Laptime	NO	Behind	Laptime	NO	Behind	Laptime	NO	Behind	Laptime	NO	Behind	Laptime
4		1:14.442	4		1:14.890	4		1:14.755	4		1:14.734	4		1:14.767	4		1:14.616
10	1 LAP	1:12.904	31	9 LAPS	1:31.749	12	3 LAPS	1:16.498	12	3 LAPS	1:16.754	39	9 LAPS	5:21.851	39	9 LAPS	1:18.702
70	2 LAPS	1:21.470	10	1 LAP	1:12.091	10	1 LAP	1:13.548	79	11 LAPS	6:43.424	12	3 LAPS	1:16.729	12	3 LAPS	1:15.469
14	25.717	1:14.201	14	25.706	1:14.879	31	9 LAPS	1:30.366	10	1 LAP	1:12.678	10	1 LAP	1:12.238	10	1 LAP	1:11.714
85	36.172	1:15.448	70	2 LAPS	1:21.164	14	25.269	1:14.318	14	25.316	1:14.781	79	11 LAPS	1:27.103	14	23.751	1:14.037
9	3 LAPS	1:10.608	85	37.005	1:15.723	70	2 LAPS	1:21.380	9	3 LAPS	1:10.836	14	24.330	1:13.781	9	3 LAPS	1:10.894
12	2 LAPS	1:17.690	9	3 LAPS	1:10.815	9	3 LAPS	1:12.200	31	9 LAPS	1:29.355	9	3 LAPS	1:10.383	79	11 LAPS	1:26.158
						85	38.302	1:16.052	85	39.180	1:15.612	85	39.773	1:15.360	85	40.559	1:15.402
									70	2 LAPS	1:21.640	70	2 LAPS	1:21.397	70	2 LAPS	1:20.988
												31	9 LAPS	1:30.360	31	9 LAPS	1:28.852

**Session Start: 16:46:05 - Finish: 19:31:39**  
**Weather/Track Conditions: Bright / Drying**  
**Circuit: Donington Park National**  
**Track Length: 3.185 Km - 1.9791 miles**



# Donington Historic Festival - 30 Apr - 2 May 2016

## '1000km' 1964-71 World Sportscar Championship

### Race - Lap Chart

Lap 49			Lap 50			Lap 51			Lap 52			Lap 53			Lap 54		
NO	Behind	Laptime	NO	Behind	Laptime	NO	Behind	Laptime	NO	Behind	Laptime	NO	Behind	Laptime	NO	Behind	Laptime
4		1:15.380	4		1:14.918	4		1:14.567	4		1:14.425	4		1:14.630	4		1:14.388
10	1 LAP	1:13.313	10	1 LAP	1:12.091	10	1 LAP	1:11.786	9	3 LAPS	1:11.799	70	3 LAPS	1:18.966	79	12 LAPS	1:24.745
12	3 LAPS	1:17.397	31	10 LAPS	1:28.820	12	3 LAPS	1:15.453	12	3 LAPS	1:16.011	9	3 LAPS	1:09.960	70	3 LAPS	1:20.762
9	3 LAPS	1:10.268	12	3 LAPS	1:15.828	9	3 LAPS	1:10.269	14	21.693	1:14.259	12	3 LAPS	1:15.619	12	3 LAPS	1:14.655
14	23.481	1:15.110	9	3 LAPS	1:10.354	31	10 LAPS	1:28.204	31	10 LAPS	1:31.121	14	20.761	1:13.698	<b>14</b>	25.894	1:19.521
<b>39</b>	9 LAPS	1:39.255	14	22.762	1:14.199	14	21.859	1:13.664	85	45.242	1:15.812	<b>85</b>	49.651	1:19.039	10	1:03.818	1:11.751
79	11 LAPS	1:24.679	85	42.187	1:16.197	85	43.855	1:16.235	79	11 LAPS	1:23.296	31	10 LAPS	1:28.965	31	10 LAPS	1:30.642
85	40.908	1:15.729	79	11 LAPS	1:24.334	79	11 LAPS	1:23.374	10	1:08.941	1:11.483	10	1:06.455	1:12.144	9	2 LAPS	1:10.082
70	2 LAPS	1:23.530	70	2 LAPS	1:19.746	10	1:11.883	1:11.722				9	2 LAPS	1:10.797			
						70	2 LAPS	1:19.770									

**Session Start: 16:46:05 - Finish: 19:31:39**  
**Weather/Track Conditions: Bright / Drying**  
**Circuit: Donington Park National**  
**Track Length: 3.185 Km - 1.9791 miles**

# Donington Historic Festival - 30 Apr - 2 May 2016

## '1000km' 1964-71 World Sportscar Championship

### Race - Lap Chart

Lap 55			Lap 56			Lap 57			Lap 58			Lap 59			Lap 60		
NO	Behind	Laptime	NO	Behind	Laptime	NO	Behind	Laptime	NO	Behind	Laptime	NO	Behind	Laptime	NO	Behind	Laptime
4		1:14.674	4		1:14.995	4		1:14.962	4		1:14.427	4		1:14.517	4		1:14.434
79	12 LAPS	1:22.991	31	11 LAPS	1:28.709	85	2 LAPS	1:24.806	85	2 LAPS	1:24.853	12	3 LAPS	1:15.714	12	3 LAPS	1:18.277
70	3 LAPS	1:19.066	12	3 LAPS	1:15.874	12	3 LAPS	1:15.947	12	3 LAPS	1:16.059	85	2 LAPS	1:24.197	14	5 LAPS	7:25.803
12	3 LAPS	1:15.376	79	12 LAPS	1:24.248	31	11 LAPS	1:28.688	31	11 LAPS	1:27.155	70	5 LAPS	3:50.187	85	2 LAPS	1:22.447
10	1:00.960	1:11.816	<b>70</b>	3 LAPS	1:24.202	79	12 LAPS	1:22.830	79	12 LAPS	1:22.448	79	12 LAPS	1:23.153	9	2 LAPS	1:10.681
9	2 LAPS	1:10.161	10	56.862	1:10.897	10	53.468	1:11.568	10	50.441	1:11.400	31	11 LAPS	1:27.468	10	46.374	1:12.326
85	1 LAP	2:44.586	9	2 LAPS	1:10.026	9	2 LAPS	1:09.569	9	2 LAPS	1:10.906	9	2 LAPS	1:10.658	79	12 LAPS	1:24.703
												10	48.482	1:12.558	31	11 LAPS	1:28.914
															70	5 LAPS	1:52.799

**Session Start: 16:46:05 - Finish: 19:31:39**  
**Weather/Track Conditions: Bright / Drying**  
**Circuit: Donington Park National**  
**Track Length: 3.185 Km - 1.9791 miles**

# Donington Historic Festival - 30 Apr - 2 May 2016

## '1000km' 1964-71 World Sportscar Championship

### Race - Lap Chart

Lap 61			Lap 62			Lap 63			Lap 64			Lap 65			Lap 66		
NO	Behind	Laptime	NO	Behind	Laptime	NO	Behind	Laptime	NO	Behind	Laptime	NO	Behind	Laptime	NO	Behind	Laptime
4		1:14.576	4		1:15.323	4		1:14.476	4		1:14.183	4		1:14.414	4		1:14.575
39	20 LAPS	14:36.946	39	20 LAPS	1:22.569	31	12 LAPS	1:26.539	79	13 LAPS	1:21.553	79	13 LAPS	1:22.268	14	5 LAPS	1:11.646
14	5 LAPS	1:12.579	14	5 LAPS	1:12.452	14	5 LAPS	1:11.905	14	5 LAPS	1:11.530	14	5 LAPS	1:11.812	9	2 LAPS	1:10.180
12	3 LAPS	1:16.706	12	3 LAPS	1:15.779	39	20 LAPS	1:19.700	9	2 LAPS	1:10.348	9	2 LAPS	1:09.539	79	13 LAPS	1:22.113
85	2 LAPS	1:22.184	70	6 LAPS	1:50.804	12	3 LAPS	1:16.220	12	3 LAPS	1:15.910	70	7 LAPS	1:52.183	12	3 LAPS	1:14.304
9	2 LAPS	1:09.215	9	2 LAPS	1:10.681	9	2 LAPS	1:10.804	31	12 LAPS	1:32.915	12	3 LAPS	1:15.360	10	29.065	1:13.444
10	43.000	1:11.202	10	39.457	1:11.780	10	36.016	1:11.035	39	20 LAPS	1:20.117	10	30.196	1:11.841	39	20 LAPS	1:21.543
79	12 LAPS	1:22.555	85	2 LAPS	1:22.531	85	2 LAPS	1:22.508	10	32.769	1:10.936	39	20 LAPS	1:19.964	70	7 LAPS	1:51.871
31	11 LAPS	1:27.324	79	12 LAPS	1:21.923	70	6 LAPS	1:51.650	85	2 LAPS	1:21.184	85	2 LAPS	1:22.134	85	2 LAPS	1:21.572

**Session Start: 16:46:05 - Finish: 19:31:39**  
**Weather/Track Conditions: Bright / Drying**  
**Circuit: Donington Park National**  
**Track Length: 3.185 Km - 1.9791 miles**

# Donington Historic Festival - 30 Apr - 2 May 2016

## '1000km' 1964-71 World Sportscar Championship

### Race - Lap Chart

Lap 67			Lap 68			Lap 69			Lap 70			Lap 71			Lap 72		
NO	Behind	Laptime	NO	Behind	Laptime	NO	Behind	Laptime	NO	Behind	Laptime	NO	Behind	Laptime	NO	Behind	Laptime
4		1:13.838	4		1:15.686	4		1:14.692	4		1:14.875	4		1:14.434	4		1:14.522
14	5 LAPS	1:10.996	14	5 LAPS	1:12.966	14	5 LAPS	1:12.394	31	16 LAPS	1:21.249	10	15.628	1:11.489	10	12.998	1:11.892
9	2 LAPS	1:09.708	85	3 LAPS	1:23.119	9	2 LAPS	1:09.550	85	3 LAPS	1:19.856	31	16 LAPS	1:21.168	31	16 LAPS	1:18.862
79	13 LAPS	1:21.463	9	2 LAPS	1:09.749	31	16 LAPS	5:50.414	10	18.573	1:11.413	85	3 LAPS	1:20.332	85	3 LAPS	1:19.520
10	28.002	1:12.775	10	25.560	1:13.244	85	3 LAPS	1:20.327	70	9 LAPS	2:24.415	70	9 LAPS	1:18.050	70	9 LAPS	1:17.785
12	3 LAPS	1:16.002	79	13 LAPS	1:21.983	10	22.035	1:11.167	12	3 LAPS	1:15.679	12	3 LAPS	1:15.305	12	3 LAPS	1:16.370
39	20 LAPS	1:20.452	12	3 LAPS	1:16.570	12	3 LAPS	1:16.755	79	13 LAPS	1:22.144	79	13 LAPS	1:21.332	79	13 LAPS	1:20.960
			<b>70</b>	8 LAPS	1:55.353	79	13 LAPS	1:22.058	39	20 LAPS	1:19.442	9	1 LAP	1:10.831	14	4 LAPS	1:10.821
			39	20 LAPS	1:19.666	39	20 LAPS	1:19.944	9	1 LAP	1:09.286	14	4 LAPS	1:11.252	<b>9</b>	1 LAP	1:13.892
						9	1 LAP	1:10.263	14	4 LAPS	1:10.664	39	20 LAPS	1:20.708	39	20 LAPS	1:19.457
						14	4 LAPS	1:11.769									

**Session Start: 16:46:05 - Finish: 19:31:39**  
**Weather/Track Conditions: Bright / Drying**  
**Circuit: Donington Park National**  
**Track Length: 3.185 Km - 1.9791 miles**

# Donington Historic Festival - 30 Apr - 2 May 2016

## '1000km' 1964-71 World Sportscar Championship

### Race - Lap Chart

Lap 73			Lap 74			Lap 75			Lap 76			Lap 77			Lap 78		
NO	Behind	Laptime	NO	Behind	Laptime	NO	Behind	Laptime	NO	Behind	Laptime	NO	Behind	Laptime	NO	Behind	Laptime
4		1:14.224	4		1:14.331	4		1:14.160	4		1:14.407	10		1:11.605	10		1:10.295
10	9.938	1:11.164	39	21 LAPS	1:19.881	10	4.768	1:12.475	10	1.392	1:11.031	4	7.463	1:20.460	79	14 LAPS	1:20.916
31	16 LAPS	1:19.935	10	6.453	1:10.846	39	21 LAPS	1:20.166	79	14 LAPS	1:22.241	79	14 LAPS	1:21.128	39	21 LAPS	1:18.930
85	3 LAPS	1:19.175	31	16 LAPS	1:18.874	31	16 LAPS	1:18.659	39	21 LAPS	1:19.028	39	21 LAPS	1:19.610	9	3 LAPS	1:09.428
70	9 LAPS	1:17.759	85	3 LAPS	1:19.338	9	3 LAPS	3:21.205	9	3 LAPS	1:09.876	9	3 LAPS	1:09.505	14	4 LAPS	1:10.534
12	3 LAPS	1:15.332	12	3 LAPS	1:15.690	12	3 LAPS	1:17.239	31	16 LAPS	1:19.385	12	3 LAPS	1:15.380	12	3 LAPS	1:15.043
14	4 LAPS	1:11.581	70	9 LAPS	1:17.608	85	3 LAPS	1:19.191	12	3 LAPS	1:14.967	14	4 LAPS	1:10.694	31	16 LAPS	1:16.967
79	13 LAPS	1:21.561	14	4 LAPS	1:10.591	70	9 LAPS	1:17.420	14	4 LAPS	1:11.259	31	16 LAPS	1:17.906	70	9 LAPS	1:17.051
			79	13 LAPS	1:20.974	14	4 LAPS	1:10.632	70	9 LAPS	1:19.460	70	9 LAPS	1:17.321	85	3 LAPS	1:19.116
									85	3 LAPS	1:21.088	85	3 LAPS	1:19.592			

**Session Start: 16:46:05 - Finish: 19:31:39**  
**Weather/Track Conditions: Bright / Drying**  
**Circuit: Donington Park National**  
**Track Length: 3.185 Km - 1.9791 miles**

# Donington Historic Festival - 30 Apr - 2 May 2016

## '1000km' 1964-71 World Sportscar Championship

### Race - Lap Chart

Lap 79			Lap 80			Lap 81			Lap 82			Lap 83			Lap 84		
NO	Behind	Laptime	NO	Behind	Laptime	NO	Behind	Laptime	NO	Behind	Laptime	NO	Behind	Laptime	NO	Behind	Laptime
10		1:10.587	10		1:10.903	10		1:10.875	10		1:11.311	10		1:10.746	10		1:10.847
9	3 LAPS	1:09.904	85	4 LAPS	1:20.418	70	10 LAPS	1:17.525	31	17 LAPS	1:18.646	31	17 LAPS	1:18.676	39	22 LAPS	1:18.626
79	14 LAPS	1:21.143	9	3 LAPS	1:09.269	4	3 LAPS	4:42.765	70	10 LAPS	1:16.857	70	10 LAPS	1:17.207	70	10 LAPS	1:16.943
39	21 LAPS	1:19.308	79	14 LAPS	1:20.531	<b>85</b>	4 LAPS	1:24.578	4	3 LAPS	1:17.260	4	3 LAPS	1:16.116	31	17 LAPS	1:19.201
14	4 LAPS	1:10.458	14	4 LAPS	1:11.077	9	3 LAPS	1:09.023	9	3 LAPS	1:09.368	9	3 LAPS	1:09.026	9	3 LAPS	1:09.370
12	3 LAPS	1:15.307	39	21 LAPS	1:19.181	14	4 LAPS	1:10.694	14	4 LAPS	1:10.188	14	4 LAPS	1:10.649	4	3 LAPS	1:15.366
31	16 LAPS	1:18.240	12	3 LAPS	1:15.552	39	21 LAPS	1:19.111	39	21 LAPS	1:19.197				14	4 LAPS	1:10.485
70	9 LAPS	1:17.240	31	16 LAPS	1:18.185	<b>79</b>	14 LAPS	1:23.248									
						<b>12</b>	3 LAPS	1:19.604									

**Session Start: 16:46:05 - Finish: 19:31:39**  
**Weather/Track Conditions: Bright / Drying**  
**Circuit: Donington Park National**  
**Track Length: 3.185 Km - 1.9791 miles**

# Donington Historic Festival - 30 Apr - 2 May 2016

## '1000km' 1964-71 World Sportscar Championship

### Race - Lap Chart

Lap 85			Lap 86			Lap 87			Lap 88			Lap 89			Lap 90		
NO	Behind	Laptime	NO	Behind	Laptime	NO	Behind	Laptime	NO	Behind	Laptime	NO	Behind	Laptime	NO	Behind	Laptime
10		1:11.230	10		1:11.067	10		1:11.194	10		1:10.395	10		1:10.295	10		1:10.796
39	22 LAPS	1:18.626	79	18 LAPS	5:01.010	12	7 LAPS	1:21.456	9	3 LAPS	1:09.765	9	3 LAPS	1:09.326	9	3 LAPS	1:09.091
9	3 LAPS	1:09.885	39	22 LAPS	1:19.296	79	18 LAPS	1:25.403	12	7 LAPS	1:19.728	12	7 LAPS	1:18.349	12	7 LAPS	1:17.847
70	10 LAPS	1:17.493	9	3 LAPS	1:09.574	9	3 LAPS	1:10.251	79	18 LAPS	1:23.513	4	3 LAPS	1:14.461	4	3 LAPS	1:13.966
4	3 LAPS	1:15.631	4	3 LAPS	1:14.341	39	22 LAPS	1:19.132	39	22 LAPS	1:18.701	85	7 LAPS	1:14.243	14	4 LAPS	1:11.693
85	7 LAPS	4:55.131	85	7 LAPS	1:14.336	4	3 LAPS	1:13.982	4	3 LAPS	1:13.814	79	18 LAPS	1:24.037	85	7 LAPS	1:14.902
31	17 LAPS	1:19.646	70	10 LAPS	1:17.897	85	7 LAPS	1:14.174	85	7 LAPS	1:14.231	39	22 LAPS	1:22.914	39	22 LAPS	1:17.511
14	4 LAPS	1:10.617	31	17 LAPS	1:18.434	70	10 LAPS	1:16.959	14	4 LAPS	1:11.354	14	4 LAPS	1:11.579	79	18 LAPS	1:22.177
12	6 LAPS	4:47.154	14	4 LAPS	1:10.501	14	4 LAPS	1:10.928	70	10 LAPS	1:18.149	70	10 LAPS	1:16.988	70	10 LAPS	1:16.817
						31	17 LAPS	1:18.253	31	17 LAPS	1:18.816	31	17 LAPS	1:18.766	31	17 LAPS	1:18.888

**Session Start: 16:46:05 - Finish: 19:31:39**  
**Weather/Track Conditions: Bright / Drying**  
**Circuit: Donington Park National**  
**Track Length: 3.185 Km - 1.9791 miles**

# Donington Historic Festival - 30 Apr - 2 May 2016

## '1000km' 1964-71 World Sportscar Championship

### Race - Lap Chart

Lap 91			Lap 92			Lap 93			Lap 94			Lap 95			Lap 96		
NO	Behind	Laptime	NO	Behind	Laptime	NO	Behind	Laptime	NO	Behind	Laptime	NO	Behind	Laptime	NO	Behind	Laptime
10		1:10.706	10		1:10.923	10		1:11.041	10		1:11.794	10		1:11.414	10		1:11.015
9	3 LAPS	1:09.444	31	18 LAPS	1:20.447	70	11 LAPS	1:17.778	39	23 LAPS	1:18.995	9	3 LAPS	1:10.087	9	3 LAPS	1:09.277
12	7 LAPS	1:16.956	9	3 LAPS	1:09.039	9	3 LAPS	1:10.396	70	11 LAPS	1:17.552	39	23 LAPS	1:19.132	39	23 LAPS	1:18.682
14	4 LAPS	1:11.496	14	4 LAPS	1:11.063	79	19 LAPS	1:22.902	9	3 LAPS	1:09.708	70	11 LAPS	1:17.512	70	11 LAPS	1:17.009
4	3 LAPS	1:14.524	12	7 LAPS	1:17.112	31	18 LAPS	1:19.252	79	19 LAPS	1:22.841	31	18 LAPS	1:20.843	31	18 LAPS	1:17.845
85	7 LAPS	1:14.474	4	3 LAPS	1:13.752	14	4 LAPS	1:10.613	31	18 LAPS	1:18.786	79	19 LAPS	1:23.398	14	4 LAPS	1:11.615
39	22 LAPS	1:18.088	85	7 LAPS	1:14.219	12	7 LAPS	1:17.511	14	4 LAPS	1:10.631	14	4 LAPS	1:10.851	79	19 LAPS	1:22.022
70	10 LAPS	1:17.367	39	22 LAPS	1:19.371	4	3 LAPS	1:14.167	4	3 LAPS	1:15.318	4	3 LAPS	1:14.435	4	3 LAPS	1:14.254
79	18 LAPS	1:25.293				85	7 LAPS	1:14.053	12	7 LAPS	1:17.836	85	7 LAPS	1:14.835	85	7 LAPS	1:14.823
									85	7 LAPS	1:14.677	12	7 LAPS	1:17.472	12	7 LAPS	1:16.420

**Session Start: 16:46:05 - Finish: 19:31:39**  
**Weather/Track Conditions: Bright / Drying**  
**Circuit: Donington Park National**  
**Track Length: 3.185 Km - 1.9791 miles**



# Donington Historic Festival - 30 Apr - 2 May 2016

## '1000km' 1964-71 World Sportscar Championship

### Race - Lap Chart

Lap 97			Lap 98			Lap 99			Lap 100			Lap 101			Lap 102		
NO	Behind	Laptime	NO	Behind	Laptime	NO	Behind	Laptime	NO	Behind	Laptime	NO	Behind	Laptime	NO	Behind	Laptime
10		1:11.063	10		1:11.241	10		1:12.170	10		1:12.266	10		1:11.000	10		1:15.037
9	3 LAPS	1:09.318	9	3 LAPS	1:09.880	9	3 LAPS	1:09.836	4	4 LAPS	1:14.666	4	4 LAPS	1:14.083	4	4 LAPS	1:14.323
39	23 LAPS	1:17.440	12	8 LAPS	1:17.728	85	8 LAPS	1:15.474	85	8 LAPS	1:14.351	85	8 LAPS	1:15.073	85	8 LAPS	1:15.111
70	11 LAPS	1:17.080	70	11 LAPS	1:16.864	79	20 LAPS	1:32.408	12	8 LAPS	1:17.405	12	8 LAPS	1:17.408	12	8 LAPS	1:18.522
14	4 LAPS	1:11.396	39	23 LAPS	1:23.086	12	8 LAPS	1:16.637	79	20 LAPS	1:23.537	79	20 LAPS	1:22.906	14	4 LAPS	1:10.221
31	18 LAPS	1:19.509	14	4 LAPS	1:11.373	70	11 LAPS	1:16.947	70	11 LAPS	1:17.226	14	4 LAPS	1:11.929	79	20 LAPS	1:25.141
79	19 LAPS	1:22.637	31	18 LAPS	1:18.562	14	4 LAPS	1:10.834	14	4 LAPS	1:10.616	70	11 LAPS	1:18.234	70	11 LAPS	1:16.546
4	3 LAPS	1:14.028	4	3 LAPS	1:14.798	31	18 LAPS	1:17.781	31	18 LAPS	1:17.575	9	2 LAPS	1:10.340	9	2 LAPS	1:08.912
85	7 LAPS	1:14.877				9	2 LAPS	1:11.181	9	2 LAPS	1:09.162	31	18 LAPS	1:19.295	39	26 LAPS	5:31.242
															4	3 LAPS	1:14.569
															31	18 LAPS	1:19.165

**Session Start: 16:46:05 - Finish: 19:31:39**  
**Weather/Track Conditions: Bright / Drying**  
**Circuit: Donington Park National**  
**Track Length: 3.185 Km - 1.9791 miles**

# Donington Historic Festival - 30 Apr - 2 May 2016

## '1000km' 1964-71 World Sportscar Championship

### Race - Lap Chart

Lap 103			Lap 104			Lap 105			Lap 106			Lap 107			Lap 108		
NO	Behind	Laptime	NO	Behind	Laptime	NO	Behind	Laptime	NO	Behind	Laptime	NO	Behind	Laptime	NO	Behind	Laptime
9		1:10.004	9		1:13.280	9		2:21.812	10		1:13.912	9		1:15.059	9		1:12.985
12	6 LAPS	1:34.799	12	6 LAPS	1:18.119	10	0.196	1:17.650	9	0.273	1:14.381	10	0.540	1:15.872	79	18 LAPS	1:28.239
70	9 LAPS	1:16.882	70	9 LAPS	1:16.910	31	17 LAPS	1:29.523	31	17 LAPS	1:28.077	12	5 LAPS	1:18.590	10	0.895	1:13.340
79	18 LAPS	1:23.750	79	18 LAPS	1:22.697	12	5 LAPS	1:17.599	12	5 LAPS	1:17.018	70	8 LAPS	1:17.928	39	24 LAPS	1:20.241
4	1 LAP	1:14.590	4	1 LAP	1:13.997	70	8 LAPS	1:16.856	70	8 LAPS	1:17.066	31	17 LAPS	1:27.922	12	5 LAPS	1:16.742
85	5 LAPS	1:15.291	85	5 LAPS	1:15.392	4	40.213	1:14.326	4	40.174	1:14.069	14	37.609	1:11.595	70	8 LAPS	1:17.399
39	24 LAPS	1:19.261	14	1 LAP	1:10.873	14	45.152	1:11.151	14	41.346	1:10.302	4	41.175	1:16.333	14	36.450	1:11.826
14	1 LAP	1:10.068	39	24 LAPS	1:19.957	85	4 LAPS	1:15.764	85	4 LAPS	1:14.800	85	4 LAPS	1:15.393	4	45.464	1:17.274
10	1:02.055	5:32.899	31	17 LAPS	2:41.278	79	17 LAPS	1:23.345	79	17 LAPS	1:22.058				31	17 LAPS	1:29.965
			10	1:04.358	1:15.583	39	23 LAPS	1:19.176	39	23 LAPS	1:18.955				85	4 LAPS	1:15.774
			12	5 LAPS	1:17.379												

**Session Start: 16:46:05 - Finish: 19:31:39**  
**Weather/Track Conditions: Bright / Drying**  
**Circuit: Donington Park National**  
**Track Length: 3.185 Km - 1.9791 miles**

# Donington Historic Festival - 30 Apr - 2 May 2016

## '1000km' 1964-71 World Sportscar Championship

### Race - Lap Chart

Lap 109			Lap 110			Lap 111			Lap 112			Lap 113			Lap 114		
NO	Behind	Laptime	NO	Behind	Laptime	NO	Behind	Laptime	NO	Behind	Laptime	NO	Behind	Laptime	NO	Behind	Laptime
9		1:12.504	9		1:11.306	9		1:14.011	9		1:13.066	9		1:12.157	9		1:11.140
10	1.088	1:12.697	10	2.633	1:12.851	10	1.514	1:12.892	10	1.140	1:12.692	4	2 LAPS	1:16.763	10	2.688	1:12.288
79	18 LAPS	1:22.930	39	24 LAPS	1:21.150	31	18 LAPS	1:30.403	31	18 LAPS	1:27.067	10	1.540	1:12.557	4	2 LAPS	1:15.907
39	24 LAPS	1:18.782	79	18 LAPS	1:23.020	39	24 LAPS	1:19.012	14	1 LAP	1:10.538	14	1 LAP	1:10.236	14	1 LAP	1:09.596
12	5 LAPS	1:16.410	12	5 LAPS	1:16.770	14	1 LAP	2:14.254	39	24 LAPS	1:19.270	39	24 LAPS	1:19.736	39	24 LAPS	1:19.046
14	40.139	1:16.193	70	8 LAPS	1:16.671	79	18 LAPS	1:22.642	79	18 LAPS	1:23.317	31	18 LAPS	1:33.872	12	5 LAPS	1:17.924
70	8 LAPS	1:17.429	85	4 LAPS	1:15.310	12	5 LAPS	1:16.410	12	5 LAPS	1:15.793	12	5 LAPS	1:16.734	70	8 LAPS	1:18.204
4	54.685	1:21.725				70	8 LAPS	1:16.828	70	8 LAPS	1:16.892	79	18 LAPS	1:23.143	79	18 LAPS	1:25.463
85	4 LAPS	1:16.623				85	4 LAPS	1:15.762	85	4 LAPS	1:15.542	70	8 LAPS	1:16.626	31	18 LAPS	1:33.037
31	17 LAPS	1:29.108				4	1 LAP	2:40.113				85	4 LAPS	1:15.437			

**Session Start: 16:46:05 - Finish: 19:31:39**  
**Weather/Track Conditions: Bright / Drying**  
**Circuit: Donington Park National**  
**Track Length: 3.185 Km - 1.9791 miles**

# Donington Historic Festival - 30 Apr - 2 May 2016

## '1000km' 1964-71 World Sportscar Championship

### Race - Lap Chart

Lap 115			Lap 116			Lap 117			Lap 118			Lap 119			Lap 120		
NO	Behind	Laptime	NO	Behind	Laptime	NO	Behind	Laptime	NO	Behind	Laptime	NO	Behind	Laptime	NO	Behind	Laptime
9		1:12.862	9		1:14.544	9		1:12.275	9		1:13.759	9		1:13.949	9		1:12.296
85	5 LAPS	1:16.023	85	5 LAPS	1:16.386	10	6.126	1:14.056	10	6.407	1:14.040	12	6 LAPS	1:16.876	39	25 LAPS	1:19.790
10	3.314	1:13.488	10	4.345	1:15.575	85	5 LAPS	1:16.671	85	5 LAPS	1:15.473	10	6.095	1:13.637	14	1 LAP	1:12.514
4	2 LAPS	1:16.423	70	9 LAPS	1:28.589	70	9 LAPS	1:16.921	14	1 LAP	1:09.917	14	1 LAP	1:10.730	12	6 LAPS	1:17.898
14	1 LAP	1:09.738	79	19 LAPS	1:26.864	14	1 LAP	1:10.214	70	9 LAPS	1:16.945	85	5 LAPS	1:15.381	10	7.405	1:13.606
39	24 LAPS	1:18.398	4	2 LAPS	1:14.996	4	2 LAPS	1:16.306	4	2 LAPS	1:25.497	70	9 LAPS	1:16.905	85	5 LAPS	1:15.755
12	5 LAPS	1:17.121	31	19 LAPS	1:33.984	79	19 LAPS	1:23.937	79	19 LAPS	1:25.908	4	2 LAPS	1:28.256	70	9 LAPS	1:16.459
			14	1 LAP	1:09.931	31	19 LAPS	1:31.050	31	19 LAPS	1:35.405	79	19 LAPS	1:30.318	4	2 LAPS	1:33.905
			39	24 LAPS	1:18.553	39	24 LAPS	1:19.717	39	24 LAPS	1:19.089	31	19 LAPS	1:30.327	79	19 LAPS	1:28.684
			12	5 LAPS	1:17.703	12	5 LAPS	1:18.497									

**Session Start: 16:46:05 - Finish: 19:31:39**  
**Weather/Track Conditions: Bright / Drying**  
**Circuit: Donington Park National**  
**Track Length: 3.185 Km - 1.9791 miles**

# Donington Historic Festival - 30 Apr - 2 May 2016

## '1000km' 1964-71 World Sportscar Championship

### Race - Lap Chart

Lap 121			Lap 122			Lap 123			Lap 124			Lap 125			Lap 126		
NO	Behind	Laptime	NO	Behind	Laptime	NO	Behind	Laptime	NO	Behind	Laptime	NO	Behind	Laptime	NO	Behind	Laptime
9		1:12.391	9		1:14.360	9		1:13.573	9		1:11.716	9		1:12.495	9		1:12.496
14	1 LAP	1:10.779	14	1 LAP	1:10.189	10	4.874	1:11.386	10	5.260	1:12.102	10	4.799	1:12.034	31	21 LAPS	1:28.145
10	9.101	1:14.087	79	20 LAPS	1:28.761	79	20 LAPS	1:28.502	85	5 LAPS	1:16.049	85	5 LAPS	1:15.791	10	6.472	1:14.169
12	6 LAPS	1:19.752	10	7.061	1:12.320	85	5 LAPS	1:15.902	12	6 LAPS	1:17.212	12	6 LAPS	1:16.671	4	4 LAPS	1:34.599
39	25 LAPS	1:23.141	4	3 LAPS	1:36.813	12	6 LAPS	1:16.767	79	20 LAPS	1:24.558	70	9 LAPS	1:17.138	85	5 LAPS	1:15.389
85	5 LAPS	1:15.592	85	5 LAPS	1:15.925	39	25 LAPS	1:21.028	70	9 LAPS	1:17.630	39	25 LAPS	1:19.901	12	6 LAPS	1:17.600
31	20 LAPS	1:32.481	12	6 LAPS	1:19.463	70	9 LAPS	1:16.489	39	25 LAPS	1:19.878	79	20 LAPS	1:24.634	70	9 LAPS	1:16.762
70	9 LAPS	1:16.825	39	25 LAPS	1:19.710	4	3 LAPS	1:35.831	4	3 LAPS	1:35.607	14	1:07.227	1:11.163	39	25 LAPS	1:18.946
			70	9 LAPS	1:16.995	31	20 LAPS	1:27.375	31	20 LAPS	1:27.824				79	20 LAPS	1:25.030
			31	20 LAPS	1:26.281	14	1:09.467	1:10.222	14	1:08.559	1:10.808				14	1:05.751	1:11.020
			14	1:12.818	1:12.159												

**Session Start: 16:46:05 - Finish: 19:31:39**  
**Weather/Track Conditions: Bright / Drying**  
**Circuit: Donington Park National**  
**Track Length: 3.185 Km - 1.9791 miles**

# Donington Historic Festival - 30 Apr - 2 May 2016

## '1000km' 1964-71 World Sportscar Championship

### Race - Lap Chart

Lap 127		
NO	Behind	Laptime
9		1:12.390
10	6.608	1:12.526
31	21 LAPS	1:26.798
4	4 LAPS	1:35.765
85	5 LAPS	1:15.289
12	6 LAPS	1:17.543
70	9 LAPS	1:16.814
39	25 LAPS	1:18.602
14	1:05.906	1:12.545
79	20 LAPS	1:28.379

**Session Start: 16:46:05 - Finish: 19:31:39**  
**Weather/Track Conditions: Bright / Drying**  
**Circuit: Donington Park National**  
**Track Length: 3.185 Km - 1.9791 miles**

## Donington Historic Festival - 30 Apr - 2 May 2016

### HGPCA Nuvolari Trophy for pre-50 Grand Prix Cars Qualifying - Classification

Sheet No:

POS	NO	DRIVER/S	CLASS	CLASS POS	CAR MAKE / MODEL	TIME	ON	LAPS	GAP	DIFF	MPH
1	25	Callum Lockie	3	1	Maserati 6CM	1:24.323	13	13			84.49
2	1	Michael Gans	3	2	ERA R1B	1:24.361	9	13	0.038	0.038	84.45
3	4	Nicholas Topliss	4	1	ERA R4A	1:28.125	11	13	3.802	3.764	80.85
4	8	David Morris	4	2	ERA R5B	1:29.019	12	13	4.696	0.894	80.04
5	28	Robert Newall	1	1	Maserati 8CM	1:29.654	1	7	5.331	0.635	79.47
6	16	Urs Muller	3	3	Maserati 6CM	1:30.011	11	13	5.688	0.357	79.15
7	11	Duncan Ricketts	4	3	Alta Single Seater	1:33.331	2	10	9.008	3.320	76.34
8	6	Josef-Otto Rettenmaier	3	4	Maserati 6CM	1:34.239	4	9	9.916	0.908	75.60
9	26	Tom Dark	3	5	Maserati	1:35.165	2	4	10.842	0.926	74.87
10	14	Geraint Lewis	2	1	Frazer Nash Shelsley	1:37.358	9	11	13.035	2.193	73.18
11	29	Klaus Lehr	2	2	Maserati 4CLT	1:39.805	3	5	15.482	2.447	71.39
12	3	Stephan Rettenmaier	1	2	Alfa Romeo Tipo B P3	1:39.997	8	9	15.674	0.192	71.25
13	5	Richard Pilkington	2	3	Talbot T26SS	1:40.071	1	5	15.748	0.074	71.20
14	12	Bo Williams	1	3	Bugatti T35B	1:41.484	9	11	17.161	1.413	70.20
15	100	Martin Halusa	1	4	Bugatti T35C	1:44.283	2	6	19.960	2.799	68.32
16	15	Marc Valvekens	1	5	Bugatti T37A	1:52.731	2	3	28.408	8.448	63.20
17	18	Nick Rossi	1	6	Alfa Romeo 1750GS	1:55.050	1	4	30.727	2.319	61.93
18	19	Paul Grant	1	7	Bugatti T37	1:58.783	8	9	34.460	3.733	59.98
19	7	Ingo Grimm	1	8	Maserati 8CLS			1			0.00

*Session Start: 11:07:09 - Finish: 11:27:10*  
*Weather/Track Conditions: Bright / Dry*  
*Circuit: Donington Park National*  
*Track Length: 3.185 Km - 1.9791 miles*

These results are provisional until the conclusion of any judicial and technical matters.

Clerk of the Course:  <div style="text-align: right;">Julian Floyd</div>	Timekeeper:  <div style="text-align: right;">Nick Palmer</div>	Posted at:
--------------------------------------------------------------------------------	----------------------------------------------------------------------	------------

# Donington Historic Festival - 30 Apr - 2 May 2016

## HGPCA Nuvolari Trophy for pre-50 Grand Prix Cars

### Qualifying - Sector Analysis

1 Michael Gans (3)									ERA R1B								
lap	Sect-1	Speed	Sect-2	Speed	Sect-3	Speed	TopSpeed	laptime pit	lap	Sect-1	Speed	Sect-2	Speed	Sect-3	Speed	Topspeed	laptime pit
1	Out	73.0	53.065	102.2				1:44.632	8	24.708	93.3	45.189	115.1	15.254	105.5		1:25.151
2	Out	89.4	50.091	103.1	16.796	101.7		2:32.296 P	9	24.209	96.6	44.782	115.9	15.370	104.2		1:24.361
3	25.445	93.3	47.191	113.5	15.724	103.6		1:28.360	10	24.754	92.9	45.727	114.5	15.290	105.0		1:25.771
4	26.918	87.2	48.753	113.0	16.678	100.3		1:32.349	11	24.049	96.5	45.236	114.5	15.083	105.2		1:24.368
5	26.582	92.0	47.495	114.1	15.853	104.6		1:29.930	12	24.215	92.9	47.182	114.7	15.274	106.2		1:26.671
6	25.761	90.9	46.572	113.4	15.760	104.7		1:28.093	13	24.728	96.0	44.979	114.7	15.296	104.7		1:25.003
7	25.366	86.3	47.332	113.5	15.338	106.0		1:28.036	14								

3 Stephan Rettenmaier (1)									Alfa Romeo Tipo B P3								
lap	Sect-1	Speed	Sect-2	Speed	Sect-3	Speed	TopSpeed	laptime pit	lap	Sect-1	Speed	Sect-2	Speed	Sect-3	Speed	Topspeed	laptime pit
1	30.567	70.8	55.071	87.7	18.453	97.6		1:44.091	6	2:09.603	73.9	53.601	95.1	18.176	0.7		3:21.380
2	30.273	70.7	53.506	92.6	17.867	99.0		1:41.646	7	29.548	70.6	53.466	95.8	17.964	95.9		1:40.978
3	30.489	73.3	54.351	91.2	18.332	107.9		1:43.172	8	29.514	73.6	52.770	98.3	17.713	98.9		1:39.997
4	29.663	73.0	54.627	91.5	17.881	102.8		1:42.171	9	29.462	75.5	52.894	95.2	17.708	105.7		1:40.064
5	30.268	72.7	55.985	94.6	17.596	101.3		1:43.849	10								

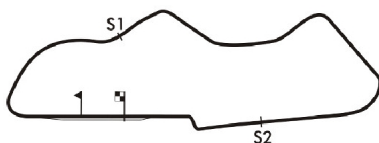
4 Nicholas Topliss (4)									ERA R4A								
lap	Sect-1	Speed	Sect-2	Speed	Sect-3	Speed	TopSpeed	laptime pit	lap	Sect-1	Speed	Sect-2	Speed	Sect-3	Speed	Topspeed	laptime pit
1	Out	76.2	57.208	80.6	18.725	98.4		1:44.725	8	25.783	92.4	48.139	108.6	15.945	107.7		1:29.867
2	27.333	86.5	50.465	101.1	17.225	102.0		1:35.023	9	26.365	94.6	47.465	116.1	15.722	107.2		1:29.552
3	27.248	81.1	50.540	107.2	16.304	104.7		1:34.092	10	25.372	96.3	47.394	116.3	15.717	104.9		1:28.483
4	25.654	94.1	46.878	110.6	17.372	101.7		1:29.904	11	25.191	96.3	47.279	115.1	15.655	106.2		1:28.125
5	26.270	84.2	49.526	113.9	16.053	103.4		1:31.849	12	25.072	90.5	48.308	115.1	15.677	107.2		1:29.057
6	28.691	80.8	49.310	116.1	15.702	104.9		1:33.703	13	26.226	76.2	47.763	111.1	15.837	103.9		1:29.826
7	25.762	95.2	47.629	115.1	15.759	105.7		1:29.150	14								

5 Richard Pilkington (2)									Talbot T26SS								
lap	Sect-1	Speed	Sect-2	Speed	Sect-3	Speed	TopSpeed	laptime pit	lap	Sect-1	Speed	Sect-2	Speed	Sect-3	Speed	Topspeed	laptime pit
1	28.630	86.6	52.510	91.6	18.931	82.9		1:40.071	4	28.921	89.0	52.757	91.1	19.338	80.3		1:41.016
2	28.409	79.6	53.467	89.8	18.262	82.1		1:40.138	5	30.046	81.2	55.685	77.1				1:56.748
3	29.258	75.4	53.311	92.6	18.932	80.8		1:41.501	6								

6 Josef-Otto Rettenmaier (3)									Maserati 6CM								
lap	Sect-1	Speed	Sect-2	Speed	Sect-3	Speed	TopSpeed	laptime pit	lap	Sect-1	Speed	Sect-2	Speed	Sect-3	Speed	Topspeed	laptime pit
1	Out	77.5	57.837	82.0	19.373	86.1		1:46.317	6	27.257	84.3	51.626	109.3	18.068	93.9		1:36.951
2	29.475	81.7	52.150	98.6	18.261	95.2		1:39.886	7	26.927	86.2	50.113	109.3	17.346	98.6		1:34.358
3	27.526	83.2	51.101	103.7	17.680	97.4		1:36.307	8	27.199	85.9	50.795	103.7	17.652	98.3		1:35.646
4	27.299	85.4	49.908	111.7	17.032	96.9		1:34.239	9	27.118	87.6	50.208	107.0				1:40.808
5	27.591	78.4	51.164	110.0	17.447	98.6		1:36.202	10								

7 Ingo Grimm (1)									Maserati 8CLS								
lap	Sect-1	Speed	Sect-2	Speed	Sect-3	Speed	TopSpeed	laptime pit	lap	Sect-1	Speed	Sect-2	Speed	Sect-3	Speed	Topspeed	laptime pit
1	38.142	61.5	1:10.789	63.9				2:35.532	2								

8 David Morris (4)									ERA R5B								
lap	Sect-1	Speed	Sect-2	Speed	Sect-3	Speed	TopSpeed	laptime pit	lap	Sect-1	Speed	Sect-2	Speed	Sect-3	Speed	Topspeed	laptime pit
1	Out	76.2	57.802	84.9	19.492	79.1		1:43.843	8	25.420	98.1	48.057	106.0	16.586	97.2		1:30.063
2	28.702	87.0	50.503	90.5	18.869	85.6		1:38.074	9	25.157	101.3	47.646	107.2	16.455	95.5		1:29.258
3	26.410	97.4	47.348	108.1	16.239	98.3		1:29.997	10	25.455	95.9	47.553	106.5	16.380	94.6		1:29.388
4	25.866	94.4	47.671	108.1	16.418	97.0		1:29.955	11	25.290	98.4	47.507	104.4	16.313	95.6		1:29.110
5	26.998	94.2	49.201	106.5	16.896	94.7		1:33.095	12	25.134	98.3	47.605	107.4	16.280	95.8		1:29.019
6	26.248	99.7	48.866	104.4	16.921	95.1		1:32.035	13	25.545	87.2	47.421	106.0	16.301	96.2		1:29.267
7	25.947	96.9	48.211	104.6	16.724	96.1		1:30.882	14								



Session Start: 11:07:09 - Finish: 11:27:10

Weather/Track Conditions: Bright / Dry

Circuit: Donington Park National

Track Length: 3.185 Km - 1.9791 miles



# Donington Historic Festival - 30 Apr - 2 May 2016

## HGPCA Nuvolari Trophy for pre-50 Grand Prix Cars

### Qualifying - Sector Analysis

11 Duncan Ricketts (4)									Alta Single Seater								
lap	Sect-1	Speed	Sect-2	Speed	Sect-3	Speed	TopSpeed	laptime pit	lap	Sect-1	Speed	Sect-2	Speed	Sect-3	Speed	Topspeed	laptime pit
1	Out	72.3	55.360	95.9	18.618	99.2		1:42.366	6	27.978	81.9	51.957	117.7				1:44.334
2	26.256	88.7	49.362	110.7	17.713	103.9		1:33.331	7	Out	82.5	50.885	116.3	16.879	100.9		6:08.689 P
3	25.626	84.4	50.721	114.1	17.565	104.4		1:33.912	8	27.094	85.4	50.817	116.5	17.043	100.9		1:34.954
4	26.188	89.8	50.104	119.8	17.407	102.5		1:33.699	9	26.989	89.0	51.763	106.2	17.485	101.1		1:36.237
5	28.257	77.3	50.896	113.9	17.955	100.8		1:37.108	10	26.266	80.5	50.692	118.8	17.167	99.3		1:34.125

12 Bo Williams (1)									Bugatti T35B								
lap	Sect-1	Speed	Sect-2	Speed	Sect-3	Speed	TopSpeed	laptime pit	lap	Sect-1	Speed	Sect-2	Speed	Sect-3	Speed	Topspeed	laptime pit
1	31.400	77.4	57.737	92.1	17.965	87.3		1:47.102	7	29.877	78.3	54.707	95.5	17.850	88.2		1:42.434
2	31.140	59.9	55.807	98.4	17.987	88.4		1:44.934	8	29.054	80.9	55.820	98.4	17.659	87.7		1:42.533
3	29.234	80.0	55.679	97.9	17.831	87.4		1:42.744	9	28.724	84.2	55.044	97.9	17.716	88.0		1:41.484
4	29.003	80.5	55.924	100.3	17.727	87.0		1:42.654	10	28.705	81.1	57.270	97.6	17.892	85.0		1:43.867
5	28.589	85.5	57.107	92.6	18.342	86.4		1:44.038	11	29.219	75.0	56.030	96.5	17.482	87.1		1:42.731
6	30.270	73.4	57.197	96.6	17.904	88.2		1:45.371	12								

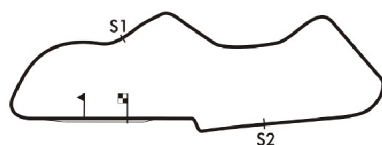
14 Geraint Lewis (2)									Frazer Nash Shelsley								
lap	Sect-1	Speed	Sect-2	Speed	Sect-3	Speed	TopSpeed	laptime pit	lap	Sect-1	Speed	Sect-2	Speed	Sect-3	Speed	Topspeed	laptime pit
1	29.374	75.6	54.790	89.4	19.445	83.4		1:43.609	7	28.396	76.5	52.423	98.4	17.552	86.9		1:38.371
2	29.393	73.6	55.216	90.7	21.631	78.5		1:46.240	8	29.225	77.9	52.170	99.9	17.689	86.7		1:39.084
3	28.692	80.0	52.444	97.0				1:44.731	9	27.846	82.4	52.054	98.7	17.458	85.0		1:37.358
4		74.6	53.807	94.8	18.552	82.4		2:25.357 P	10	28.323	80.6	52.301	99.2	17.825	85.0		1:38.449
5	28.905	80.9	53.744	95.5	17.999	85.8		1:40.648	11	28.777	75.6	53.802	99.6	17.893	83.3		1:40.472
6	28.766	76.2	53.313	92.4	19.256	82.5		1:41.335	12								

15 Marc Valvekens (1)									Bugatti T37A								
lap	Sect-1	Speed	Sect-2	Speed	Sect-3	Speed	TopSpeed	laptime pit	lap	Sect-1	Speed	Sect-2	Speed	Sect-3	Speed	Topspeed	laptime pit
1	32.978	76.0	1:02.231	82.6	20.624	75.0		1:55.833	3	32.574	81.1	1:02.812	79.0	20.464	71.9		1:55.850
2	32.682	72.3	59.634	82.6	20.415	74.1		1:52.731	4								

16 Urs Muller (3)									Maserati 6CM								
lap	Sect-1	Speed	Sect-2	Speed	Sect-3	Speed	TopSpeed	laptime pit	lap	Sect-1	Speed	Sect-2	Speed	Sect-3	Speed	Topspeed	laptime pit
1	Out	71.2	55.437	92.0	18.598	93.9		1:41.964	8	26.473	97.4	49.497	116.5	16.077	99.9		1:32.047
2	28.915	73.9	52.477	110.4	17.134	98.7		1:38.526	9	26.276	85.2	49.532	116.9	16.313	99.5		1:32.121
3	26.956	81.8	51.636	112.6	17.015	97.6		1:35.607	10	26.040	89.7	49.247	116.1	16.817	99.6		1:32.104
4	26.616	84.9	50.615	99.3	18.052	98.4		1:35.283	11	26.405	83.1	47.783	118.5	15.823	99.2		1:30.011
5	27.272	80.3	51.227	115.1	16.970	97.3		1:35.469	12	26.191	84.9	48.565	118.3	16.347	92.1		1:31.103
6	28.447	77.2	53.005	113.4	17.064	97.6		1:38.516	13	26.400	84.6	49.933	115.7	16.083	99.0		1:32.416
7	27.315	89.6	50.577	115.5	16.428	98.9		1:34.320	14								

18 Nick Rossi (1)									Alfa Romeo 1750GS								
lap	Sect-1	Speed	Sect-2	Speed	Sect-3	Speed	TopSpeed	laptime pit	lap	Sect-1	Speed	Sect-2	Speed	Sect-3	Speed	Topspeed	laptime pit
1	32.950	71.5	1:00.478	78.2	21.622	72.3		1:55.050	3	34.389	66.5	1:07.398	74.7	21.998	68.8		2:03.785
2	33.111	72.0	1:01.665	79.6	21.645	77.1		1:56.421	4	35.496	65.5	1:05.721	76.1				2:13.705

19 Paul Grant (1)									Bugatti T37								
lap	Sect-1	Speed	Sect-2	Speed	Sect-3	Speed	TopSpeed	laptime pit	lap	Sect-1	Speed	Sect-2	Speed	Sect-3	Speed	Topspeed	laptime pit
1	36.310	73.6	1:07.772	64.6	23.393			2:07.475	6								2:03.581
2	36.112	74.0	1:06.661	66.4	22.946	63.5		2:05.719	7								2:00.732
3	35.785	73.7						2:04.590	8								1:58.783
4								2:05.249	9								2:00.984
5								2:02.011	10								



**Session Start: 11:07:09 - Finish: 11:27:10**  
**Weather/Track Conditions: Bright / Dry**  
**Circuit: Donington Park National**  
**Track Length: 3.185 Km - 1.9791 miles**

# Donington Historic Festival - 30 Apr - 2 May 2016

## HGPCA Nuvolari Trophy for pre-50 Grand Prix Cars

### Qualifying - Sector Analysis

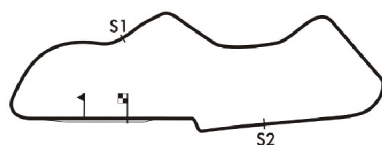
25 Callum Lockie (3)									Maserati 6CM								
lap	Sect-1	Speed	Sect-2	Speed	Sect-3	Speed	TopSpeed	laptime pit	lap	Sect-1	Speed	Sect-2	Speed	Sect-3	Speed	Topspeed	laptime pit
1	Out	87.7	50.195	102.3	17.424	90.5		1:33.624	8	24.709	95.0	45.835	112.2	16.118	102.0		1:26.662
2	26.761	88.3	48.236	91.2				1:36.749	9	24.532	91.3	46.058	109.1	16.119	100.5		1:26.709
3	Out	66.9	48.123	111.1	16.162	85.4		2:21.777 P	10	24.377	97.1	45.428	113.5	15.632	101.7		1:25.437
4	25.221	97.1	45.810	113.5	16.144	100.0		1:27.175	11	24.269	98.3	44.773	114.7	15.405	102.6		1:24.447
5	25.407	92.5	48.141	107.0	16.680	101.1		1:30.228	12	23.912	99.9	48.080	78.8	17.809	103.9		1:29.801
6	24.780	98.1	45.333	115.1	17.308	95.2		1:27.421	13	24.137	95.9	44.854	115.1	15.332	101.7		1:24.323
7	24.529	96.6	45.984	112.8	15.851	101.4		1:26.364	14								

26 Tom Dark (3)									Maserati								
lap	Sect-1	Speed	Sect-2	Speed	Sect-3	Speed	TopSpeed	laptime pit	lap	Sect-1	Speed	Sect-2	Speed	Sect-3	Speed	Topspeed	laptime pit
1	Out	69.0	1:00.121	86.3	18.325	82.0		1:48.728	3	26.752	88.4	51.423	99.2	18.231	86.8		1:36.406
2	27.798	93.4	50.502	98.7	16.865	91.1		1:35.165	4	26.229	93.2	50.221	100.3				1:52.477

28 Robert Newall (1)									Maserati 8CM								
lap	Sect-1	Speed	Sect-2	Speed	Sect-3	Speed	TopSpeed	laptime pit	lap	Sect-1	Speed	Sect-2	Speed	Sect-3	Speed	Topspeed	laptime pit
1	26.477	89.1	47.259	116.5	15.918	106.4		1:29.654	5	29.773	75.6	50.989	121.8	30.957	97.0		1:51.719
2	25.973	88.4	49.384	97.7	17.378	108.3		1:32.735	6	28.550	85.1	52.030	108.8	17.134	91.4		1:37.714
3	26.587	78.5	48.111	121.5	16.270	105.4		1:30.968	7	30.015	78.9	54.502	71.7				1:58.107
4	27.824	84.0	50.306	112.2	17.171	103.7		1:35.301	8								

29 Klaus Lehr (2)									Maserati 4CLT								
lap	Sect-1	Speed	Sect-2	Speed	Sect-3	Speed	TopSpeed	laptime pit	lap	Sect-1	Speed	Sect-2	Speed	Sect-3	Speed	Topspeed	laptime pit
1	31.183	73.1	57.779	83.6	18.314	95.1		1:47.276	4	28.265	77.3	54.156	95.1	18.426	93.0		1:40.847
2	29.139	68.1	53.629	96.2	18.058	94.7		1:40.826	5	28.616	81.8	55.163	106.4	18.470	92.2		1:42.249
3	27.867	82.9	53.368	94.7	18.570	96.1		1:39.805	6								

100 Martin Halusa (1)									Bugatti T35C								
lap	Sect-1	Speed	Sect-2	Speed	Sect-3	Speed	TopSpeed	laptime pit	lap	Sect-1	Speed	Sect-2	Speed	Sect-3	Speed	Topspeed	laptime pit
1	Out	74.2	55.991	93.9	18.446	88.7		1:43.460	4	36.003	75.1	56.052	98.3	18.736	83.3		1:50.791
2	29.808	74.7	55.851	96.6	18.624	88.1		1:44.283	5	31.056	76.3	56.172	84.5				1:51.812
3	28.883	77.2	56.635	96.1	21.265	56.0		1:46.783	6	Out	63.8	55.736	101.3	17.913	89.3		11:16.950 P



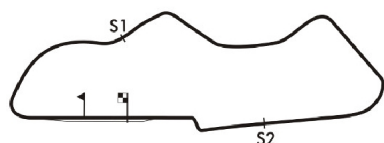
**Session Start: 11:07:09 - Finish: 11:27:10**  
**Weather/Track Conditions: Bright / Dry**  
**Circuit: Donington Park National**  
**Track Length: 3.185 Km - 1.9791 miles**

# Donington Historic Festival - 30 Apr - 2 May 2016

## HGPCA Nuvolari Trophy for pre-50 Grand Prix Cars

### Qualifying - Best Sector Times

POS	NO	DRIVER/S	Sector 1			Sector 2			Sector 3			IDEAL LAP	BEST LAP	On
			TIME	LAP	POS	TIME	LAP	POS	TIME	LAP	POS			
1	25	Callum Lockie	23.912	12	1	44.773	11	1	15.332	13	2	1:24.017	<b>1:24.323</b>	<b>13</b>
2	1	Michael Gans	24.049	11	2	44.782	9	2	15.083	11	1	1:23.914	<b>1:24.361</b>	<b>9</b>
3	4	Nicholas Topliss	25.072	12	3	46.878	4	3	15.655	11	3	1:27.605	<b>1:28.125</b>	<b>11</b>
4	8	David Morris	25.134	12	4	47.348	3	5	16.239	3	6	1:28.721	<b>1:29.019</b>	<b>12</b>
5	28	Robert Newall	25.973	2	6	47.259	1	4	15.918	1	5	1:29.150	<b>1:29.654</b>	<b>1</b>
6	16	Urs Muller	26.040	10	7	47.783	11	6	15.823	11	4	1:29.646	<b>1:30.011</b>	<b>11</b>
7	11	Duncan Ricketts	25.626	3	5	49.362	2	7	16.879	7	8	1:31.867	<b>1:33.331</b>	<b>2</b>
8	6	Josef-Otto Rettenmaier	26.927	7	9	49.908	4	8	17.032	4	9	1:33.867	<b>1:34.239</b>	<b>4</b>
9	26	Tom Dark	26.229	4	8	50.221	4	9	16.865	2	7	1:33.315	<b>1:35.165</b>	<b>2</b>
10	14	Geraint Lewis	27.846	9	10	52.054	9	10	17.458	9	10	1:37.358	<b>1:37.358</b>	<b>9</b>
11	29	Klaus Lehr	27.867	3	11	53.368	3	13	18.058	2	14	1:39.293	<b>1:39.805</b>	<b>3</b>
12	3	Stephan Rettenmaier	29.462	9	15	52.770	8	12	17.596	5	12	1:39.828	<b>1:39.997</b>	<b>8</b>
13	5	Richard Pilkington	28.409	2	12	52.510	1	11	18.262	2	15	1:39.181	<b>1:40.071</b>	<b>1</b>
14	12	Bo Williams	28.589	5	13	54.707	7	14	17.482	11	11	1:40.778	<b>1:41.484</b>	<b>9</b>
15	100	Martin Halusa	28.883	3	14	55.736	6	15	17.913	6	13	1:42.532	<b>1:44.283</b>	<b>2</b>
16	15	Marc Valvekens	32.574	3	16	59.634	2	16	20.415	2	16	1:52.623	<b>1:52.731</b>	<b>2</b>
17	18	Nick Rossi	32.950	1	17	1:00.478	1	17	21.622	1	17	1:55.050	<b>1:55.050</b>	<b>1</b>
18	19	Paul Grant	35.785	3	18	1:06.661	2	18	22.946	2	18	2:05.392	<b>1:58.783</b>	<b>8</b>
19	7	Ingo Grimm	38.142	1	19	1:10.789	1	19	26.620	0	19	2:15.551		



**Session Start: 11:07:09 - Finish: 11:27:10**  
**Weather/Track Conditions: Bright / Dry**  
**Circuit: Donington Park National**  
**Track Length: 3.185 Km - 1.9791 miles**

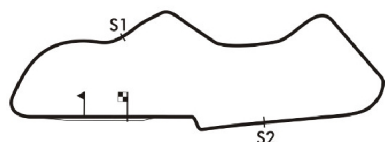


# Donington Historic Festival - 30 Apr - 2 May 2016

## HGPCA Nuvolari Trophy for pre-50 Grand Prix Cars

### Qualifying - Best Sector Speeds

	NO	SECTOR 1	MPH	NO	SECTOR 2	MPH	NO	SECTOR 3	MPH
1	8	David Morris	101.3	28	Robert Newall	121.8	28	Robert Newall	108.3
2	25	Callum Lockie	99.9	11	Duncan Ricketts	119.8	3	Stephan Rettenmaier	107.9
3	16	Urs Muller	97.4	16	Urs Muller	118.5	4	Nicholas Topliss	107.7
4	1	Michael Gans	96.6	4	Nicholas Topliss	116.3	1	Michael Gans	106.2
5	4	Nicholas Topliss	96.3	1	Michael Gans	115.9	11	Duncan Ricketts	104.4
6	26	Tom Dark	93.4	25	Callum Lockie	115.1	25	Callum Lockie	103.9
7	11	Duncan Ricketts	89.8	6	Josef-Otto Rettenmaier	111.7	16	Urs Muller	99.9
8	28	Robert Newall	89.1	8	David Morris	108.1	6	Josef-Otto Rettenmaier	98.6
9	5	Richard Pilkington	89.0	29	Klaus Lehr	106.4	8	David Morris	98.3
10	6	Josef-Otto Rettenmaier	87.6	100	Martin Halusa	101.3	29	Klaus Lehr	96.1
11	12	Bo Williams	85.5	12	Bo Williams	100.3	26	Tom Dark	91.1
12	29	Klaus Lehr	82.9	26	Tom Dark	100.3	100	Martin Halusa	89.3
13	14	Geraint Lewis	82.4	14	Geraint Lewis	99.9	12	Bo Williams	88.4
14	15	Marc Valvekens	81.1	3	Stephan Rettenmaier	98.3	14	Geraint Lewis	86.9
15	100	Martin Halusa	77.2	5	Richard Pilkington	92.6	5	Richard Pilkington	82.9
16	3	Stephan Rettenmaier	75.5	15	Marc Valvekens	82.6	18	Nick Rossi	77.1
17	19	Paul Grant	74.0	18	Nick Rossi	79.6	15	Marc Valvekens	75.0
18	18	Nick Rossi	72.0	7	Ingo Grimm	68.1	19	Paul Grant	63.5
19	7	Ingo Grimm	61.5	19	Paul Grant	66.4	7	Ingo Grimm	63.3
20	17	John Ure	0.0	17	John Ure	0.0	17	John Ure	0.0
21	23	Mat Grist	0.0	23	Mat Grist	0.0	23	Mat Grist	0.0
22	48	Otto Rainer	0.0	48	Otto Rainer	0.0	48	Otto Rainer	0.0
23	A11	Duncan Ricketts	0.0	A11	Duncan Ricketts	0.0	A11	Duncan Ricketts	0.0



**Session Start: 11:07:09 - Finish: 11:27:10**  
**Weather/Track Conditions: Bright / Dry**  
**Circuit: Donington Park National**  
**Track Length: 3.185 Km - 1.9791 miles**

# Donington Historic Festival - 30 Apr - 2 May 2016

## HGPCA Nuvolari Trophy for pre-50 Grand Prix Cars

### Race 1 - Starting Grid

Sheet No:

*Start Time : 15:35 - Heat Duration : 20 Minutes*

10		19 <span style="background-color: black; color: white; padding: 2px;">7</span> Ingo Grimm	
9		17 <span style="background-color: black; color: white; padding: 2px;">18</span> Nick Rossi	18 <span style="background-color: black; color: white; padding: 2px;">19</span> Paul Grant
8		15 <span style="background-color: black; color: white; padding: 2px;">100</span> Martin Halusa	16 <span style="background-color: black; color: white; padding: 2px;">15</span> Marc Valvekens
7		13 <span style="background-color: black; color: white; padding: 2px;">5</span> Richard Pilkington	14 <span style="background-color: black; color: white; padding: 2px;">12</span> Bo Williams
6		11 <span style="background-color: black; color: white; padding: 2px;">29</span> Klaus Lehr	12 <span style="background-color: black; color: white; padding: 2px;">3</span> Stephan Rettenmaier
5		9 <span style="background-color: black; color: white; padding: 2px;">26</span> Tom Dark	10 <span style="background-color: black; color: white; padding: 2px;">14</span> Geraint Lewis
4		7 <span style="background-color: black; color: white; padding: 2px;">11</span> Duncan Ricketts	8 <span style="background-color: black; color: white; padding: 2px;">6</span> Josef-Otto Rettenmaier
3		5 <span style="background-color: black; color: white; padding: 2px;">28</span> Robert Newall	6 <span style="background-color: black; color: white; padding: 2px;">16</span> Urs Muller
2		3 <span style="background-color: black; color: white; padding: 2px;">4</span> Nicholas Topliss	4 <span style="background-color: black; color: white; padding: 2px;">8</span> David Morris
1		1 <span style="background-color: black; color: white; padding: 2px;">25</span> Callum Lockie	2 <span style="background-color: black; color: white; padding: 2px;">1</span> Michael Gans
ROW	<b>Pole Right</b>		

These results are provisional until the conclusion of any judicial and technical matters.

*Circuit: Donington Park National  
Track Length: 3.185 Km - 1.9791 miles*

Clerk of the Course:  <div style="text-align: right;">Julian Floyd</div>	Timekeeper:  <div style="text-align: right;">Nick Palmer</div>	Posted at:
--------------------------------------------------------------------------------	----------------------------------------------------------------------	------------

## Donington Historic Festival - 30 Apr - 2 May 2016

### GT & Sports Car Cup for pre-66 GT & pre-63 Sportscars Qualifying - Classification

Sheet No:

POS	NO	DRIVER/S	CLASS	CLASS POS	CAR MAKE / MODEL	TIME	ON	LAPS	GAP	DIFF	MPH
1	75	Voyazides-Hadfield	GT4	1	AC Cobra 289	1:19.968	16	18			89.09
2	90	Pearson J-Pearson G	GT4	2	Jaguar E-type	1:20.271	19	19	0.303	0.303	88.76
3	91	Thomas-Lockie	GT4	3	Jaguar E-type	1:20.511	8	18	0.543	0.240	88.49
4	2	Bryant G-Bryant O	GT4	4	AC Cobra 289	1:20.813	14	14	0.845	0.302	88.16
5	82	Clark-Smith	GT4	5	Jaguar E-type	1:21.486	10	15	1.518	0.673	87.43
6	92	Warburton-Newall	GT4	6	Jaguar E-type	1:22.105	7	15	2.137	0.619	86.77
7	77	Friedrichs-Mallock	GT4	7	Aston Martin DP214	1:22.561	17	18	2.593	0.456	86.30
8	95	Wakeman-Blakeney-Edwards	GT4	8	Lister Jaguar	1:22.939	17	17	2.971	0.378	85.90
9	18	Wood-Nuthall	SP2	1	Lister Knobby Jaguar	1:23.969	9	10	4.001	1.030	84.85
10	53	Welch-Corfield	GT3	1	Austin-Healey 3000	1:24.080	7	8	4.112	0.111	84.74
11	9	Mestadgh-Thibaut	SP2	2	Lotus 15	1:25.885	13	14	5.917	1.805	82.96
12	97	Lawson-Tate	GT4	9	Shelby Mustang	1:25.974	6	16	6.006	0.089	82.87
13	48	Ward-Bull	GT2	1	TVR Grantura MkIII	1:26.354	12	18	6.386	0.380	82.51
14	58	Nyblæus-Welch	GT3	2	Austin-Healey 3000	1:26.437	8	11	6.469	0.083	82.43
15	84	Read Gomm	GT4	10	Jaguar E-type	1:26.631	9	14	6.663	0.194	82.24
16	4	Mogridge-Foster-Edge	GT4	11	Jaguar E-type	1:27.212	11	16	7.244	0.581	81.69
17	19	Joseph-Otto Rettenmeier	SP2	3	Maserati T61 Birdcage	1:27.536	16	17	7.568	0.324	81.39
18	39	Zurstrassen-Peeters	SP1	1	Elva Mk5	1:27.637	16	16	7.669	0.101	81.30
19	47	Paul-Bourne	GT2	2	TVR Grantura MkIII	1:27.711	3	15	7.743	0.074	81.23
20	56	Clarkson-Smithies	GT3	3	Austin-Healey 3000	1:27.724	14	17	7.756	0.013	81.22
21	98	Sleep N-Sleep D	GT4	12	Shelby Mustang	1:28.338	9	16	8.370	0.614	80.65
22	61	Simon Orebi Gann	GT3	4	Morgan Plus 4 SLR	1:28.855	16	16	8.887	0.517	80.18
23	36	Bridges-Fielden	GT4	13	AC Cobra 289	1:29.130	2	6	9.162	0.275	79.94
24	1	Lambert Br-Lambert Ba	GT2	3	MGB	1:29.571	11	16	9.603	0.441	79.54
25	45	Paton-McEwen	GT2	4	Porsche 911	1:30.820	7	15	10.852	1.249	78.45
26	12	Tyzack-Taylor	SP2	4	Kellison J4R	1:31.272	11	15	11.304	0.452	78.06
27	10	Cooke-Twyman	SP1	2	Lotus 11 GT	1:31.641	7	16	11.673	0.369	77.75
28	49	Hooper-Emmerling	GT2	5	TVR Grantura MkIII	1:32.997	8	16	13.029	1.356	76.61
29	23	Birch-Burnett	GT1	1	Lotus Elite	1:33.107	7	17	13.139	0.110	76.52
30	35	King-Horsman	GT2	6	Morgan Plus 4	1:33.409	14	15	13.441	0.302	76.27
31	20	Rettenmeier-Grimm	SP2	5	Maserati T61 Birdcage	1:34.317	5	14	14.349	0.908	75.54
32	25	Paul Garside	GT1	2	Lotus Elite	1:34.760	5	6	14.792	0.443	75.19
33	68	Marc Gordon	GT3	5	Jaguar XK150	1:37.022	12	16	17.054	2.262	73.43
34	32	Batchelor-Ruddell-Ormond-Smi	GT2	7	MGB	1:41.171	1	13	21.203	4.149	70.42
35	29	Wright	GT1	3	Porsche 356A Super	1:41.248	5	15	21.280	0.077	70.37
36	11	Jacobsen L-Jacobsen T	SP1	3	Lotus 11			1			0.00

Session Start: 11:37:13 - Finish: 12:07:15

Weather/Track Conditions: Cloud / Dry

Circuit: Donington Park National

Track Length: 3.185 Km - 1.9791 miles

These results are provisional until the conclusion of any judicial and technical matters.

Clerk of the Course:  <div style="text-align: right;">Julian Floyd</div>	Timekeeper:  <div style="text-align: right;">Nick Palmer</div>	Posted at:
--------------------------------------------------------------------------------	----------------------------------------------------------------------	------------

# Donington Historic Festival - 30 Apr - 2 May 2016

## GT & Sports Car Cup for pre-66 GT & pre-63 Sportscars Qualifying - Classification

Sheet No:

POS	NO	DRIVER/S	CLASS	CLASS POS	CAR MAKE / MODEL	TIME	ON	LAPS	GAP	DIFF	MPH
37	85	Kyvalova-Thomas	GT4	14	Jaguar E-type						

Session Start: 11:37:13 - Finish: 12:07:15  
Weather/Track Conditions: Cloud / Dry  
Circuit: Donington Park National  
Track Length: 3.185 Km - 1.9791 miles

These results are provisional until the conclusion of any judicial and technical matters.

Clerk of the Course:

Julian Floyd

Timekeeper:

Nick Palmer

Posted at:

# Donington Historic Festival - 30 Apr - 2 May 2016

## GT & Sports Car Cup for pre-66 GT & pre-63 Sportscars

### Qualifying - Sector Analysis

1 Lambert Br-Lambert Ba (GT2)									MGB										
lap	Sect-1	Speed	Sect-2	Speed	Sect-3	Speed	TopSpeed	laptime	pit	lap	Sect-1	Speed	Sect-2	Speed	Sect-3	Speed	Topspeed	laptime	pit
1	32.491	69.5	1:02.230	84.4	22.097	83.3		1:56.818		9	25.956	<u>102.9</u>	48.618	101.4	18.844	88.2		1:33.418	
2	32.205	71.7	1:01.848	85.4	20.815	82.9		1:54.868		10	26.328	100.9	47.871	<u>101.7</u>	16.574	89.2		1:30.773	
3	34.010	60.2	1:01.423	83.4				2:00.858		11	<u>25.643</u>	100.3	47.719	100.8	<u>16.209</u>	88.4		<u>1:29.571</u>	
4		44.1	1:23.373	44.4	22.118	85.3		3:37.484	P	12	25.921	101.3	47.733	98.0	16.504	88.7		1:30.158	
5	28.292	91.6	50.279	99.8	17.444	87.7		1:36.015		13	25.905	100.0	47.928	98.3	16.257	88.1		1:30.090	
6	27.918	84.7	51.037	100.5	16.888	87.9		1:35.843		14	25.923	<u>102.9</u>	<u>47.670</u>	98.4	18.038	87.2		1:31.631	
7	26.355	93.4	51.777	99.9	16.279	89.3		1:34.411		15	26.397	86.1	48.417	98.4	16.313	88.4		1:31.127	
8	25.943	99.6	50.952	100.0	16.687	88.1		1:33.582		16	25.795	100.9	47.914	99.9	16.282	<u>89.9</u>		1:29.991	

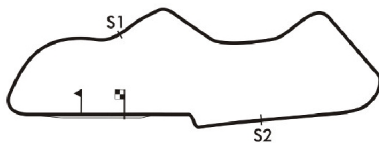
2 Bryant G-Bryant O (GT4)									AC Cobra 289										
lap	Sect-1	Speed	Sect-2	Speed	Sect-3	Speed	TopSpeed	laptime	pit	lap	Sect-1	Speed	Sect-2	Speed	Sect-3	Speed	Topspeed	laptime	pit
1	27.621	79.2	54.627	105.0	17.324	103.9		1:39.572		8	Out	84.3	52.490	108.4	15.741	109.1		3:33.297	P
2	25.793	85.3	55.161	105.2	16.495	107.9		1:37.449		9	23.872	102.1	1:03.455	<u>121.5</u>	14.690	<u>109.7</u>		1:42.017	
3	27.280	78.4	48.426	107.4	20.378	69.2		1:36.084		10	23.309	103.5	48.227	120.0	14.512	106.7		1:26.048	
4	30.740	86.3	53.749	67.7	26.663	45.1		1:51.152		11	23.050	104.6	44.424	117.7	14.672	105.4		1:22.146	
5	38.237	54.8	1:24.031	39.7	23.905	106.7		2:26.173		12	23.326	106.1	43.217	116.9	<u>14.388</u>	105.7		1:20.931	
6	25.454	85.3	47.413	114.1	16.784	103.7		1:29.651		13	22.983	105.3	44.387	110.2	15.276	109.0		1:22.646	
7	26.124	77.6	52.126	112.2				1:39.653		14	<u>22.867</u>	<u>107.6</u>	<u>42.876</u>	117.7	15.070	72.9		<u>1:20.813</u>	

4 Mogridge-Foster-Edge (GT4)									Jaguar E-type											
lap	Sect-1	Speed	Sect-2	Speed	Sect-3	Speed	TopSpeed	laptime	pit	lap	Sect-1	Speed	Sect-2	Speed	Sect-3	Speed	Topspeed	laptime	pit	
1								1:29.805		9									1:30.516	
2								1:31.603		10									1:27.424	
3								1:29.154		11									<u>1:27.212</u>	
4								1:50.504		12									1:27.691	
5								1:50.151		13									1:27.260	
6	Out	<u>83.6</u>	In		In			3:30.651	P	14									1:31.953	
7								3:06.215		15									1:28.395	
8								1:34.066		16									1:32.065	

9 Mestadgh-Thibaut (SP2)									Lotus 15										
lap	Sect-1	Speed	Sect-2	Speed	Sect-3	Speed	TopSpeed	laptime	pit	lap	Sect-1	Speed	Sect-2	Speed	Sect-3	Speed	Topspeed	laptime	pit
1	26.225	85.6	49.821	111.3	16.725	93.9		1:32.771		8	25.858	104.6	46.952	110.2	16.193	95.6		1:29.003	
2	26.018	86.5	47.257	<u>111.5</u>	15.659	94.7		1:28.934		9	24.812	109.0	47.308	108.8	15.953	<u>96.9</u>		1:28.073	
3	25.999	91.0	48.055	107.0				1:40.458		10	24.596	107.9	45.919	110.2	<u>15.515</u>	95.5		1:26.030	
4		80.7	1:12.762	90.1	17.845	88.4		5:13.218	P	11	24.922	104.9	45.618	110.0	15.781	96.6		1:26.321	
5	26.229	90.7	48.395	103.7				1:35.471		12	24.856	107.3	<u>45.305</u>	111.3	16.120	96.2		1:26.281	
6		89.8	51.083	109.3	15.899	95.4		4:37.966	P	13	<u>24.271</u>	105.1	46.083	106.4	15.531	<u>96.9</u>		<u>1:25.885</u>	
7	26.000	88.5	57.251	110.6	15.707	94.6		1:38.958		14	24.399	<u>110.6</u>	45.982	109.7	15.728	96.3		1:26.109	

10 Cooke-Twyman (SP1)									Lotus 11 GT										
lap	Sect-1	Speed	Sect-2	Speed	Sect-3	Speed	TopSpeed	laptime	pit	lap	Sect-1	Speed	Sect-2	Speed	Sect-3	Speed	Topspeed	laptime	pit
1	27.254	<u>93.4</u>	49.698	102.2	17.601	91.5		1:34.553		9	Out	74.6	54.528	92.4	19.286	83.0		3:07.525	P
2	26.604	90.3	52.800	100.9	17.499	89.8		1:36.903		10	29.116	80.6	53.521	98.0	17.580	92.0		1:40.217	
3	26.726	91.9	48.813	103.3	17.082	78.0		1:32.621		11	27.485	82.2	50.981	100.8	17.300	89.1		1:35.766	
4	32.633	71.8	1:12.156	48.0	29.411	49.1		2:14.200		12	27.220	83.7	50.654	101.1	17.137	87.4		1:35.011	
5	39.721	57.3	1:21.845	42.3	25.659	84.3		2:27.225		13	28.198	78.6	52.074	97.0	17.607	91.1		1:37.879	
6	26.929	92.3	50.314	102.0	17.652	89.1		1:34.895		14	27.212	81.1	50.331	100.6	17.156	91.1		1:34.699	
7	<u>26.154</u>	85.8	<u>48.657</u>	<u>105.7</u>	<u>16.830</u>	<u>92.1</u>		<u>1:31.641</u>		15	26.976	86.7	49.718	99.3	17.057	90.3		1:33.751	
8	27.098	83.9	51.640	90.3				1:41.844		16	27.131	82.1	50.810	97.3	17.219	86.2		1:35.160	

11 Jacobsen L-Jacobsen T (SP1)									Lotus 11											
lap	Sect-1	Speed	Sect-2	Speed	Sect-3	Speed	TopSpeed	laptime	pit	lap	Sect-1	Speed	Sect-2	Speed	Sect-3	Speed	Topspeed	laptime	pit	
1	24.972	<u>101.0</u>	1:11.711	74.7				2:00.389		2										



Session Start: 11:37:13 - Finish: 12:07:15

Weather/Track Conditions: Cloud / Dry

Circuit: Donington Park National

Track Length: 3.185 Km - 1.9791 miles



# Donington Historic Festival - 30 Apr - 2 May 2016

## GT & Sports Car Cup for pre-66 GT & pre-63 Sportscars

### Qualifying - Sector Analysis

12 Tyzack-Taylor (SP2)									Kellison J4R								
lap	Sect-1	Speed	Sect-2	Speed	Sect-3	Speed	TopSpeed	laptime pit	lap	Sect-1	Speed	Sect-2	Speed	Sect-3	Speed	Topspeed	laptime pit
1	26.550	85.4	56.027	95.1				1:46.662	9	27.656	88.5	1:04.974	104.1	17.638	98.2		1:50.268
2		88.2	50.481	106.7	17.582	100.9		1:55.848 P	10	27.893	89.5	49.631	106.5	17.529	97.0		1:35.053
3	26.781	82.7	48.821	<u>113.4</u>	17.806	77.5		1:33.408	11	26.689	<u>90.7</u>	47.872	109.7	16.711	102.2		1:31.272
4	30.321	88.2	52.323	52.1				1:51.984	12	<u>26.531</u>	90.3	<u>47.744</u>	107.6	17.197	103.4		1:31.472
5		81.2	52.315	96.1	18.048	99.0		4:22.527 P	13	26.811	88.7	48.745	107.9	16.814	<u>106.0</u>		1:32.370
6	27.441	85.9	49.135	111.5	<u>16.664</u>	102.0		1:33.240	14	27.341	90.0	51.598	88.2	18.114	101.7		1:37.053
7	26.786	87.3	48.690	111.5	17.108	96.6		1:32.584	15	27.259	89.0	49.459	101.6				1:41.806
8	28.927	82.3	51.891	105.7	17.231	100.3		1:38.049	16								

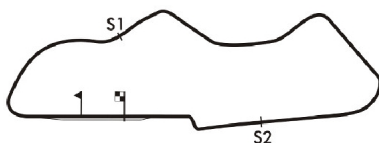
18 Wood-Nuthall (SP2)									Lister Knobbly Jaguar								
lap	Sect-1	Speed	Sect-2	Speed	Sect-3	Speed	TopSpeed	laptime pit	lap	Sect-1	Speed	Sect-2	Speed	Sect-3	Speed	Topspeed	laptime pit
1	24.535	100.0	45.411	110.9	15.542	<u>105.0</u>		1:25.488	6	35.321	69.8	57.783	71.8	17.313	101.4		1:50.417
2	25.823	77.5	48.883	<u>115.1</u>	15.745	103.0		1:30.451	7	<u>24.060</u>	<u>104.5</u>	<u>44.277</u>	112.2	15.834	99.6		1:24.171
3	24.313	103.5	48.244	112.4	15.620	95.8		1:28.177	8	24.395	102.3	46.293	109.1	15.614	98.3		1:26.302
4	32.339	62.0	1:08.145	69.1	23.400	56.7		2:03.884	9	24.367	102.9	44.518	109.8	<u>15.084</u>	100.5		1:23.969
5	40.240	56.1	1:13.919	50.9	24.297	66.4		2:18.456	10	29.362		1:24.651	107.9				2:14.902

19 Joseph-Otto Rettenmeier (SP2)									Maserati T61 Birdcage								
lap	Sect-1	Speed	Sect-2	Speed	Sect-3	Speed	TopSpeed	laptime pit	lap	Sect-1	Speed	Sect-2	Speed	Sect-3	Speed	Topspeed	laptime pit
1	Out	81.3	55.367	96.6	18.879	91.6		1:47.594	10	26.301	87.4	52.328	103.3	17.325	100.2		1:35.954
2	27.989	76.4	51.263	111.8	17.177	97.6		1:36.429	11	26.378	90.9	48.138	116.3	17.219	102.6		1:31.735
3	26.368	89.4	48.278	115.9	19.445	64.7		1:34.091	12	27.520	83.6	46.681	115.5	16.313	102.6		1:30.514
4	32.326	80.9	1:00.965	39.8	29.577	48.3		2:02.868	13	27.944	74.3	47.767	116.7	16.091	101.9		1:31.802
5	41.162	57.0	1:23.102	41.2	24.720	98.0		2:28.984	14	24.903	<u>95.8</u>	48.680	109.1	16.336	101.7		1:29.919
6	26.217	85.1	48.965	110.9	16.241	102.2		1:31.423	15	25.769	88.7	48.948	<u>117.1</u>	15.913	101.4		1:30.630
7	26.730	75.1	53.791	116.5	17.417	99.0		1:37.938	16	25.411	92.9	<u>46.066</u>	114.5	16.059	<u>105.5</u>		1:27.536
8	25.424	93.7	47.495	115.5	<u>15.904</u>	102.8		1:28.823	17	25.812	94.7	47.318	115.7	15.980	104.9		1:29.110
9	<u>24.695</u>	95.4	1:47.380	94.3	17.274	97.3		2:29.349	18								

20 Rettenmeier-Grimm (SP2)									Maserati T61 Birdcage								
lap	Sect-1	Speed	Sect-2	Speed	Sect-3	Speed	TopSpeed	laptime pit	lap	Sect-1	Speed	Sect-2	Speed	Sect-3	Speed	Topspeed	laptime pit
1	Out	74.8	57.553	93.3	18.865	87.7		1:45.441	8	27.788	84.6	52.924	<u>111.1</u>	17.178	90.1		1:37.890
2	30.848	73.8	57.566	92.9				1:53.125	9	27.841	<u>87.0</u>	50.175	105.5	17.176	<u>97.2</u>		1:35.192
3	Out	76.7	55.793	92.1	19.349	57.4		3:11.078 P	10	<u>26.955</u>	84.5	50.212	101.3				1:39.668
4	37.352	77.8	1:23.858	39.8	25.057	96.1		2:26.267	11	Out	72.7	58.134	70.8	23.864	73.6		3:21.157 P
5	27.638	77.4	<u>49.498</u>	104.7	17.181	94.6		1:34.317	12	30.740	83.0	55.643	77.8	18.778	86.2		1:45.161
6	27.176	82.9	49.779	96.9	18.765	92.1		1:35.720	13	28.901	78.3	52.028	76.7	19.500	89.9		1:40.429
7	27.792	80.4	50.953	107.7	<u>16.921</u>	96.5		1:35.666	14	33.065	79.7	50.593	90.5	18.732	83.7		1:42.390

23 Birch-Burnett (GT1)									Lotus Elite								
lap	Sect-1	Speed	Sect-2	Speed	Sect-3	Speed	TopSpeed	laptime pit	lap	Sect-1	Speed	Sect-2	Speed	Sect-3	Speed	Topspeed	laptime pit
1	29.816	82.8	52.762	91.2	18.483	82.5		1:41.061	10	27.943	89.2	52.410	98.3	17.854	86.4		1:38.207
2	27.479	93.4	49.899	97.6	17.980	78.8		1:35.358	11	27.865	92.5	56.830	67.7	19.035	84.7		1:43.730
3	28.224	78.9	1:00.920	86.0	23.033	69.3		1:52.177	12	27.040	94.3	49.625	97.0	<u>16.732</u>	86.3		1:33.397
4	29.904	87.9	52.632	83.9	19.938	78.8		1:42.474	13	27.325	97.8	50.106	94.7	17.699	85.6		1:35.130
5	29.042	84.6	1:16.927	37.9	25.001	86.0		2:10.970	14	27.530	93.9	48.867	94.0	16.923	87.3		1:33.320
6	27.583	90.7	50.762	88.6	19.122	84.3		1:37.467	15	26.840	93.5	50.026	93.6	17.188	85.3		1:34.054
7	<u>26.711</u>	<u>99.0</u>	<u>48.808</u>	<u>98.4</u>	17.588	85.4		1:33.107	16	27.362	95.0	49.313	94.4	17.407	85.6		1:34.082
8	27.357	85.5	50.742	97.7	16.778	<u>87.9</u>		1:34.877	17	26.887	96.2	49.193	95.1	17.261	84.9		1:33.341
9	27.309	93.8	53.117	96.9	17.675	85.9		1:38.101	18								

25 Paul Garside (GT1)									Lotus Elite								
lap	Sect-1	Speed	Sect-2	Speed	Sect-3	Speed	TopSpeed	laptime pit	lap	Sect-1	Speed	Sect-2	Speed	Sect-3	Speed	Topspeed	laptime pit
1	Out	77.9	56.746	89.2	18.440	82.5		1:41.515	4	33.042	75.2	1:19.153	91.0	17.872	83.6		2:10.067
2	28.613	84.1	57.117	90.1				1:51.084	5	27.449	88.7	<u>50.197</u>	<u>98.6</u>	<u>17.114</u>	<u>85.9</u>		1:34.760
3	Out	76.4	58.890	75.6	21.133	71.5		3:01.364 P	6	<u>26.930</u>	<u>90.7</u>	51.352	84.2				1:42.524



Session Start: 11:37:13 - Finish: 12:07:15

Weather/Track Conditions: Cloud / Dry

Circuit: Donington Park National

Track Length: 3.185 Km - 1.9791 miles

# Donington Historic Festival - 30 Apr - 2 May 2016

## GT & Sports Car Cup for pre-66 GT & pre-63 Sportscars

### Qualifying - Sector Analysis

29 Wright (GT1)									Porsche 356A Super								
lap	Sect-1	Speed	Sect-2	Speed	Sect-3	Speed	TopSpeed	laptime pit	lap	Sect-1	Speed	Sect-2	Speed	Sect-3	Speed	Topspeed	laptime pit
1	32.592	74.6	1:01.744	81.8	19.982	80.2		1:54.318	9	29.316	76.6	55.201	87.1	18.603	85.2		1:43.120
2	30.661	82.4	57.666	81.4	19.796	70.9		1:48.123	10	29.147	85.2	54.602	85.4	18.491	85.3		1:42.240
3	39.035	58.3	1:21.204	51.6	28.360	59.4		2:28.599	11	29.617	84.5	54.249	87.9	19.268	84.4		1:43.134
4	42.250	55.7	1:21.965	45.5	25.821	81.2		2:30.036	12	30.328	73.8	57.761	79.1	19.506	78.7		1:47.595
5	29.424	80.0	53.783	95.0	18.041	88.6		1:41.248	13	30.668	79.3	54.533	93.4	18.384	81.6		1:43.585
6	28.987	81.1	55.143	95.6	18.691	85.7		1:42.821	14	30.030	69.7	54.862	83.5	19.123	80.3		1:44.015
7	28.866	80.8	55.333	90.5	18.320	87.3		1:42.519	15	31.187	82.9	54.447	74.5	20.887	76.1		1:46.521
8	29.045	88.1	54.165	90.9	18.364	87.2		1:41.574	16								

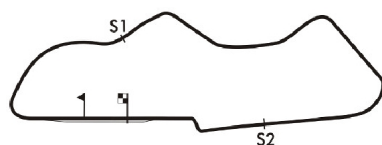
32 Batchelor-Ruddell-Ormond-Smith (GT2)									MGB								
lap	Sect-1	Speed	Sect-2	Speed	Sect-3	Speed	TopSpeed	laptime pit	lap	Sect-1	Speed	Sect-2	Speed	Sect-3	Speed	Topspeed	laptime pit
1	30.008	74.0	53.060	95.6	18.103	83.0		1:41.171	8	29.679	77.5	55.719	95.2	19.702	84.3		1:45.100
2	28.227	81.5	1:00.808	82.2	22.264	72.6		1:51.299	9	30.130	77.9	1:10.332	85.0				2:06.572
3	31.154	63.1	57.278	84.8	20.183	77.3		1:48.615	10		57.9	57.723	68.2	23.011	77.5		3:13.013 P
4	31.250	76.7	57.637	83.3				1:51.839	11	30.949	77.7	1:00.500	74.6	21.263	68.8		1:52.712
5	69.8		1:01.303	91.6	20.564	78.1		3:27.764 P	12	34.218	71.6	1:00.136	70.0				2:00.186
6	30.530	74.9	59.770	92.1	19.953	83.1		1:50.253	13		79.4	1:02.988	67.5	In			2:52.860 P
7	30.239	78.0	55.274	92.2	19.690	83.2		1:45.203	14								

35 King-Horsman (GT2)									Morgan Plus 4								
lap	Sect-1	Speed	Sect-2	Speed	Sect-3	Speed	TopSpeed	laptime pit	lap	Sect-1	Speed	Sect-2	Speed	Sect-3	Speed	Topspeed	laptime pit
1	30.249	73.1	58.311	91.7	18.993	81.4		1:47.553	9	27.817	94.2	56.451	95.6	18.445	83.4		1:42.713
2	28.029	92.6	54.781	95.1	18.417	84.9		1:41.227	10	27.135	96.6	50.507	96.5	18.726	82.9		1:36.368
3	28.151	94.7	58.369	79.3	20.172	75.3		1:46.692	11	27.333	96.2	50.254	94.4	17.583	84.8		1:35.170
4	29.916	85.8	58.507	84.1	19.894	77.1		1:48.317	12	26.846	99.9	51.220	96.1	17.553	82.4		1:35.619
5	30.700	78.3	1:18.363	35.9	25.439	84.8		2:14.502	13	27.505	101.2	49.905	93.6	17.489	83.3		1:34.899
6	27.591	94.6	49.642	99.0	17.659	86.7		1:34.892	14	27.415	99.6	48.459	95.8	17.535	81.4		1:33.409
7	28.205	93.8	49.277	99.6				1:40.401	15	27.246	98.8	49.438	94.0	17.343	81.8		1:34.027
8	Out	83.2	53.605	96.5	18.551	78.4		3:36.490 P	16								

36 Bridges-Fielden (GT4)									AC Cobra 289								
lap	Sect-1	Speed	Sect-2	Speed	Sect-3	Speed	TopSpeed	laptime pit	lap	Sect-1	Speed	Sect-2	Speed	Sect-3	Speed	Topspeed	laptime pit
1	26.992	83.6	52.677	77.0	18.022	104.4		1:37.691	4	27.309	84.1	1:16.268	49.3	28.475	71.3		2:12.052
2	25.563	93.0	46.697	113.7	16.870	106.0		1:29.130	5	40.580	56.5	1:22.147	47.2				2:33.108
3	26.432	90.2	47.884	119.6	15.956	95.8		1:30.272	6		44.5	2:29.576	106.4	17.082	99.3		4:44.635 P

39 Zurstrassen-Peeters (SP1)									Elva Mk5								
lap	Sect-1	Speed	Sect-2	Speed	Sect-3	Speed	TopSpeed	laptime pit	lap	Sect-1	Speed	Sect-2	Speed	Sect-3	Speed	Topspeed	laptime pit
1	27.044	89.2	49.404	103.1	17.383	92.6		1:33.831	9	25.467	102.4	47.026	106.9	17.350	95.2		1:29.843
2	26.800	75.1	48.213	102.6	15.751	96.1		1:30.764	10	25.527	99.6	46.634	105.5	15.814	95.5		1:27.975
3	25.255	90.9	47.413	109.0	18.935	89.1		1:31.603	11	25.170	100.4	47.379	103.7	16.345	94.8		1:28.894
4	26.826	86.1	1:09.076	42.2				2:05.284	12	25.450	100.9	48.597	97.9				1:35.158
5	Out	78.8	53.167	100.0	18.160	93.4		4:08.183 P	13	Out	88.7	49.445	103.9	16.232	96.6		2:25.799 P
6	26.416	95.2	53.527	101.9	17.029	92.9		1:36.972	14	25.944	100.9	47.640	101.3	15.956	93.4		1:29.540
7	27.876	85.5	50.248	103.7	16.440	93.6		1:34.564	15	25.400	99.1	46.953	103.9	15.848	95.5		1:28.201
8	26.025	100.0	48.315	105.0	15.932	95.1		1:30.272	16	25.212	103.0	46.728	101.1	15.697	93.0		1:27.637

45 Paton-McEwen (GT2)									Porsche 911								
lap	Sect-1	Speed	Sect-2	Speed	Sect-3	Speed	TopSpeed	laptime pit	lap	Sect-1	Speed	Sect-2	Speed	Sect-3	Speed	Topspeed	laptime pit
1	26.344	98.8	49.922	104.4	17.453	83.4		1:33.719	9	27.166	99.3	51.522	103.0				1:37.641
2	26.055	100.4	52.594	102.5	17.487	91.7		1:36.136	10		91.2	52.017	103.3	17.728	89.2		3:01.125 P
3	26.113	98.6	49.564	104.9	17.031	79.7		1:32.708	11	27.448	84.6	50.664	101.9	18.543	86.7		1:36.655
4	31.383	70.4	1:12.761	44.9				2:13.275	12	27.204	93.3	51.322	99.2	18.336	90.0		1:36.862
5	89.0		50.741	103.0	16.828	90.0		3:49.621 P	13	26.776	90.5	50.526	100.5	20.947	84.9		1:38.249
6	25.991	96.9	48.672	105.2	16.495	91.4		1:31.158	14	27.997	75.4	52.145	102.0	16.992	89.8		1:37.134
7	26.181	99.3	48.257	105.2	16.382	90.7		1:30.820	15	27.278	82.5	50.848	102.0	17.158	89.7		1:35.284
8	25.772	99.6	49.273	105.0	16.573	89.5		1:31.618	16								



Session Start: 11:37:13 - Finish: 12:07:15

Weather/Track Conditions: Cloud / Dry

Circuit: Donington Park National

Track Length: 3.185 Km - 1.9791 miles

# Donington Historic Festival - 30 Apr - 2 May 2016

## GT & Sports Car Cup for pre-66 GT & pre-63 Sportscars

### Qualifying - Sector Analysis

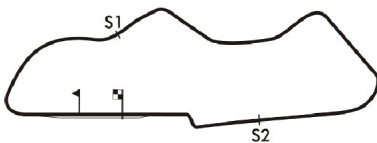
47 Paul-Bourne (GT2)									TVR Grantura MkIII								
lap	Sect-1	Speed	Sect-2	Speed	Sect-3	Speed	TopSpeed	laptime pit	lap	Sect-1	Speed	Sect-2	Speed	Sect-3	Speed	Topspeed	laptime pit
1	25.564	96.2	46.481	105.9	15.902	96.1		1:27.947	9	26.769	89.0	55.403	89.3				1:44.367
2	25.177	98.6	47.506	105.7	16.005	94.7		1:28.688	10		89.1	47.844	103.6	16.202	92.7		2:17.229 P
3	25.243	96.0	46.293	107.2	16.175	95.6		1:27.711	11	25.748	92.6	47.793	102.3	15.984	92.9		1:29.525
4	28.009	66.2	57.721	83.1				1:50.651	12	25.557	92.5	46.827	102.2	16.010	93.6		1:28.394
5		81.3	1:05.158	56.0	19.442	91.9		4:08.007 P	13	25.844	98.1	53.252	91.4	17.119	92.7		1:36.215
6	26.122	90.0	47.740	104.4	16.435	91.1		1:30.297	14	25.463	96.0	46.932	100.9	16.055	93.0		1:28.450
7	26.578	93.2	47.366	105.2				1:35.566	15	25.672	98.1	47.441	85.2	18.836	76.9		1:31.949
8		90.7	51.073	103.1	17.098	93.1		3:36.946 P	16								

48 Ward-Bull (GT2)									TVR Grantura MkIII								
lap	Sect-1	Speed	Sect-2	Speed	Sect-3	Speed	TopSpeed	laptime pit	lap	Sect-1	Speed	Sect-2	Speed	Sect-3	Speed	Topspeed	laptime pit
1	27.056	95.5	49.260	106.9	16.429	95.5		1:32.745	10	24.972	101.2	47.381	108.4	17.308	93.9		1:29.661
2	26.387	79.6	52.861	105.0	16.366	95.4		1:35.614	11	24.843	99.7	46.308	106.9	15.473	96.1		1:26.624
3	25.453	93.3	47.695	106.2				1:31.848	12	24.822	99.9	45.952	106.0	15.580	94.0		1:26.354
4	Out	79.6	52.047	84.3	18.451	86.1		2:57.075 P	13	25.037	98.4	46.639	103.3	15.855	95.2		1:27.531
5	28.064	73.4	1:25.277	57.6	17.395	95.8		2:10.736	14	24.747	99.3	46.725	105.4	15.654	96.1		1:27.126
6	26.757	78.0	48.267	109.8	17.255	95.4		1:32.279	15	24.905	99.0	46.017	105.5	16.410	95.9		1:27.332
7	25.011	100.2	47.660	109.7	17.494	95.6		1:30.165	16	24.670	102.6	46.373	104.1	15.923	94.2		1:26.966
8	25.586	89.0	49.116	108.8	15.484	95.9		1:30.186	17	25.006	96.6	46.000	107.2	15.686	95.5		1:26.692
9	25.221	100.0	48.974	106.5	15.752	97.2		1:29.947	18	25.113	97.6	46.380	104.4	16.077	93.5		1:27.570

49 Hooper-Emmerling (GT2)									TVR Grantura MkIII								
lap	Sect-1	Speed	Sect-2	Speed	Sect-3	Speed	TopSpeed	laptime pit	lap	Sect-1	Speed	Sect-2	Speed	Sect-3	Speed	Topspeed	laptime pit
1	28.027	83.2	51.375	99.8	17.755	88.8		1:37.157	9	27.593	90.7	50.935	99.3	19.008	90.5		1:37.536
2	29.172	78.2	52.951	96.1	17.948	90.5		1:40.071	10	26.942	80.1	1:00.910	100.3	17.736	90.7		1:45.588
3	27.012	88.3	50.518	99.2	17.695	86.2		1:35.225	11	26.496	90.2	50.607	101.3	17.504	90.4		1:34.607
4	35.953	58.7	1:21.359	49.9				2:29.445	12	27.801	83.7	50.214	100.5	18.088	89.4		1:36.103
5		78.4	1:08.851	94.8	19.092	90.6		3:15.207 P	13	26.942	90.2	50.614	98.9	17.092	89.4		1:34.648
6	26.585	89.2	48.913	100.9	18.695	91.5		1:34.193	14	27.109	91.0	48.996	98.3	17.871	90.9		1:33.976
7	26.948	91.0	49.174	102.2	17.931	91.5		1:34.053	15	26.419	91.2	49.125	99.8	17.961	89.1		1:33.505
8	26.466	93.8	48.871	102.8	17.660	90.9		1:32.997	16	28.069	86.4	49.939	99.3	18.169	90.0		1:36.177

53 Welch-Corfield (GT3)									Austin-Healey 3000								
lap	Sect-1	Speed	Sect-2	Speed	Sect-3	Speed	TopSpeed	laptime pit	lap	Sect-1	Speed	Sect-2	Speed	Sect-3	Speed	Topspeed	laptime pit
1	26.256	93.0	47.441	107.2	17.134	100.5		1:30.831	5	Out	97.0	45.627	112.8	15.641	100.2		6:33.983 P
2	25.563	95.2	49.291	107.0	16.480	99.9		1:31.334	6	24.542	107.1	45.367	113.2	15.864	100.0		1:25.773
3	25.060	97.4	50.041	109.8	16.328	97.4		1:31.429	7	24.349	105.1	44.609	114.5	15.122	99.6		1:24.080
4	26.820	93.4	52.185	87.3				1:42.476	8	25.193	92.5	52.642	90.1				1:40.139

56 Clarkson-Smithies (GT3)									Austin-Healey 3000								
lap	Sect-1	Speed	Sect-2	Speed	Sect-3	Speed	TopSpeed	laptime pit	lap	Sect-1	Speed	Sect-2	Speed	Sect-3	Speed	Topspeed	laptime pit
1	24.604	105.8	49.705	103.3	17.636	99.8		1:31.945	10	25.050	106.9	47.024	109.1	17.733	98.0		1:29.807
2	25.390	94.2	46.349	113.2	16.143	100.3		1:27.882	11	25.294	98.0	47.747	109.0	17.050	98.4		1:30.091
3	25.471	99.6	54.431	99.3	23.688	63.7		1:43.590	12	26.498	92.1	48.829	110.2	16.479	100.3		1:31.806
4	32.012	88.7	1:02.189	38.9	30.281	43.2		2:04.482	13	25.314	81.8	48.621	106.5	16.334	101.3		1:30.269
5	41.624	52.5	1:23.176	41.8	23.140	98.0		2:27.940	14	24.935	99.7	46.684	109.3	16.105	100.5		1:27.724
6	25.285	97.6	47.067	109.5	16.191	99.0		1:28.543	15	25.357	101.2	48.546	106.9	16.228	99.2		1:30.131
7	25.069	88.5	46.667	112.2				1:32.264	16	25.335	100.4	47.051	110.7	16.099	100.0		1:28.485
8	Out	95.2	47.205	109.7	16.337	99.0		2:47.125 P	17	25.601	100.9	47.702	110.4	15.809	100.3		1:29.112
9	25.280	102.6	50.527	111.3	15.814	100.8		1:31.621	18								



Session Start: 11:37:13 - Finish: 12:07:15

Weather/Track Conditions: Cloud / Dry

Circuit: Donington Park National

Track Length: 3.185 Km - 1.9791 miles

# Donington Historic Festival - 30 Apr - 2 May 2016

## GT & Sports Car Cup for pre-66 GT & pre-63 Sportscars

### Qualifying - Sector Analysis

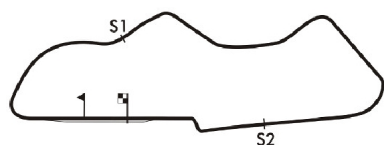
58 Nyblæus-Welch (GT3)									Austin-Healey 3000								
lap	Sect-1	Speed	Sect-2	Speed	Sect-3	Speed	TopSpeed	laptime pit	lap	Sect-1	Speed	Sect-2	Speed	Sect-3	Speed	Topspeed	laptime pit
1	24.603	103.5	46.118	112.4	16.601	99.6		1:27.322	7	24.650	102.9	46.757	94.6	16.592	96.7		1:27.999
2	25.201	97.8	48.904	113.2	16.324	99.6		1:30.429	8	24.887	101.6	45.583	112.4	15.967	98.7		1:26.437
3	24.623	102.4	51.031	112.4	16.808	98.7		1:32.462	9	26.290	73.8	55.287	90.5	19.551	89.7		1:41.128
4	26.038	88.7	52.406	87.6				1:40.504	10	25.687	90.1	1:03.382	97.2	17.204	96.1		1:46.273
5	Out	88.4	1:21.830	80.5	18.402	92.1		4:48.037 P	11	26.346	94.1	50.463	98.7				1:40.240
6	25.422	100.4	46.921	111.3	16.332	97.4		1:28.675									

61 Simon Orebi Gann (GT3)									Morgan Plus 4 SLR								
lap	Sect-1	Speed	Sect-2	Speed	Sect-3	Speed	TopSpeed	laptime pit	lap	Sect-1	Speed	Sect-2	Speed	Sect-3	Speed	Topspeed	laptime pit
1	26.191	93.8	48.129	109.1	16.785	97.9		1:31.105	9	25.450	93.2	46.979	109.5	16.660	97.0		1:29.089
2	27.001	78.4	49.971	101.3	17.636	94.3		1:34.608	10	27.202	76.2	48.407	109.7	16.275	96.1		1:31.884
3	26.492	88.3	47.942	108.4	16.550	88.5		1:30.984	11	25.237	93.4	47.419	108.8	16.623	96.3		1:29.279
4	40.123	62.3	1:22.896	52.3				2:35.751	12	25.414	95.1	48.563	104.2	16.462	95.9		1:30.439
5	Out	87.0	49.210	109.8	16.466	96.1		4:24.096 P	13	25.744	92.9	47.205	107.9	16.264	96.1		1:29.213
6	25.649	90.8	48.282	110.2	17.663	95.5		1:31.594	14	25.622	90.4	46.708	110.6	16.826	95.5		1:29.156
7	25.605	84.5	50.141	107.4	17.718	95.4		1:33.464	15	26.303	83.1	46.737	107.4	16.472	96.1		1:29.512
8	25.884	94.8	47.868	110.0	16.471	96.2		1:30.223	16	25.568	94.2	46.882	108.1	16.405	95.9		1:28.855

68 Marc Gordon (GT3)									Jaguar XK150								
lap	Sect-1	Speed	Sect-2	Speed	Sect-3	Speed	TopSpeed	laptime pit	lap	Sect-1	Speed	Sect-2	Speed	Sect-3	Speed	Topspeed	laptime pit
1	28.124	88.9	54.366	95.8	17.529	90.1		1:40.019	9	27.708	84.9	53.571	101.3	17.835	90.9		1:39.114
2	28.350	85.0	55.468	94.8	18.187	88.5		1:42.005	10	28.758	88.5	52.519	102.3	17.783	89.2		1:39.060
3	28.177	88.0	52.405	92.6	18.518	86.9		1:39.100	11	27.876	86.2	52.960	98.6	17.538	89.7		1:38.374
4	28.892	82.3	1:11.000	42.2	27.674	51.6		2:07.566	12	27.813	91.8	51.865	100.3	17.344	91.1		1:37.022
5	39.743	57.3	1:22.220	40.2	25.670	85.8		2:27.633	13	27.798	88.0	53.077	95.1	19.695	84.3		1:40.570
6	28.563	88.5	50.907	98.3	17.919	90.7		1:37.389	14	28.742	87.9	51.405	97.4	17.678	90.3		1:37.825
7	29.202	72.7	56.042	99.0	18.383	88.4		1:43.627	15	29.451	76.8	53.462	99.3	17.856	89.2		1:40.769
8	28.358	76.6	53.666	102.3	17.293	90.7		1:39.317	16	28.557	79.4	54.077	93.8	17.803	90.3		1:40.437

75 Voyazides-Hadfield (GT4)									AC Cobra 289								
lap	Sect-1	Speed	Sect-2	Speed	Sect-3	Speed	TopSpeed	laptime pit	lap	Sect-1	Speed	Sect-2	Speed	Sect-3	Speed	Topspeed	laptime pit
1	24.616	102.4	44.940	116.1	16.633	110.9		1:26.189	10	23.253	109.2	43.677	119.4				1:26.971
2	25.289	87.2	45.022	125.9	15.108	111.1		1:25.419	11	Out	100.3	47.818	122.4	14.868	107.4		3:53.298 P
3	23.340	107.6	44.157	126.8	14.956	111.5		1:22.453	12	23.281	113.1	43.420	125.4	14.765	110.2		1:21.466
4	25.556	70.2	1:01.310	78.6	23.046	60.4		1:49.912	13	23.225	97.6	44.201	123.3	14.572	112.4		1:21.998
5	29.504	87.1	53.681	82.6	18.748	79.9		1:41.933	14	22.999	113.3	43.081	126.1	14.623	112.4		1:20.703
6	29.144	74.6	1:17.192	33.5	23.986	96.3		2:10.322	15	24.285	101.3	43.892	123.3	16.096	109.7		1:24.273
7	24.265	102.4	44.386	122.0	15.820	111.7		1:24.471	16	22.655	115.8	42.613	124.9	14.700	111.5		1:19.968
8	24.851	77.8	47.140	127.0	14.724	112.8		1:26.715	17	23.075	105.8	42.987	125.9	15.164	106.9		1:21.226
9	24.660	86.7	45.533	126.8	14.861	112.0		1:25.054	18	22.713	111.1	42.641	126.1	15.165	109.3		1:20.519

77 Friedrichs-Mallock (GT4)									Aston Martin DP214								
lap	Sect-1	Speed	Sect-2	Speed	Sect-3	Speed	TopSpeed	laptime pit	lap	Sect-1	Speed	Sect-2	Speed	Sect-3	Speed	Topspeed	laptime pit
1	25.933	91.3	46.976	112.0	16.426	100.9		1:29.335	10	24.161	100.2	45.363	126.3	14.859	110.4		1:24.383
2	25.490	93.8	49.211	110.2	16.473	105.5		1:31.174	11	23.574	99.9	44.928	125.9	15.274	108.3		1:23.776
3	24.799	94.6	47.273	121.3	17.727	106.2		1:29.799	12	25.013	95.4	47.152	110.6	16.882	106.4		1:29.047
4	24.600	93.9	48.795	101.6	17.926	77.2		1:31.321	13	26.068	88.5	48.733	121.1	15.214	108.3		1:30.015
5	31.101	89.8	53.866	72.0	26.975	41.7		1:51.942	14	25.026	93.3	47.621	124.0	15.114	107.9		1:27.761
6	37.503	59.9	1:24.851	32.4	24.319	103.6		2:26.673	15	23.796	95.8	45.385	124.0	14.775	106.5		1:23.956
7	25.377	92.5	47.528	104.9				1:35.894	16	23.544	100.3	46.498	121.5	15.084	107.9		1:25.126
8	Out	79.8	49.476	116.7	16.084	109.0		2:52.872 P	17	23.776	99.3	43.912	122.6	14.873	109.1		1:22.561
9	24.889	98.1	46.608	123.8	15.492	109.1		1:26.989	18	23.817	99.6	44.774	120.9	14.691	107.9		1:23.282



Session Start: 11:37:13 - Finish: 12:07:15

Weather/Track Conditions: Cloud / Dry

Circuit: Donington Park National

Track Length: 3.185 Km - 1.9791 miles

# Donington Historic Festival - 30 Apr - 2 May 2016

## GT & Sports Car Cup for pre-66 GT & pre-63 Sportscars

### Qualifying - Sector Analysis

82 Clark-Smith (GT4)									Jaguar E-type								
lap	Sect-1	Speed	Sect-2	Speed	Sect-3	Speed	TopSpeed	laptime pit	lap	Sect-1	Speed	Sect-2	Speed	Sect-3	Speed	Topspeed	laptime pit
1	25.123	96.5	46.296	99.6	17.260	106.9		1:28.679	9	23.226	107.4	44.205	121.1	14.549	109.8		1:21.980
2	26.757	78.3	49.029	108.6	16.570	107.2		1:32.356	10	23.162	106.8	43.720	122.2	14.604	109.5		1:21.486
3	24.910	95.4	48.230	114.5	15.624	102.5		1:28.764	11	22.852	106.4	44.025	120.7	15.733	107.4		1:22.610
4	31.612	57.7	1:08.819	64.0				2:05.613	12	24.210	101.6	48.931	121.8	15.046	108.1		1:28.187
5	Out	64.6	1:16.138	69.8	17.414	107.2		3:28.199 P	13	23.300	107.9	43.687	120.0	14.706	109.3		1:21.693
6	25.212	76.2	45.391	120.9	15.317	107.9		1:25.920	14	23.075	104.5	44.080	119.2	14.648	108.1		1:21.803
7	23.395	101.2	48.905	121.1	15.542	108.6		1:27.842	15	26.450	83.6	51.129	97.7				1:39.470
8	24.529	92.6	46.911	120.7	14.870	110.2		1:26.310	16								

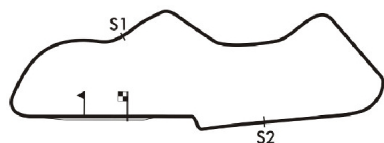
84 Read Gomm (GT4)									Jaguar E-type								
lap	Sect-1	Speed	Sect-2	Speed	Sect-3	Speed	TopSpeed	laptime pit	lap	Sect-1	Speed	Sect-2	Speed	Sect-3	Speed	Topspeed	laptime pit
1	27.465	85.8	48.325	108.3	16.919	99.2		1:32.709	8	26.856	91.8	46.605	113.9	15.908	103.6		1:29.369
2	27.575	81.5	48.491	108.1				1:37.760	9	24.911	96.2	45.988	115.1	15.732	101.7		1:26.631
3	Out	74.1	48.509	108.3	16.358	101.4		8:29.642 P	10	25.125	98.7	45.761	112.2	15.770	101.9		1:26.656
4	25.850	87.7	48.609	107.6	17.574	101.3		1:32.033	11	25.611	93.3	45.660	113.9	16.241	103.0		1:27.512
5	25.918	89.0	49.162	113.0	16.349	102.5		1:31.429	12	25.225	92.4	45.850	113.0	15.817	99.8		1:26.892
6	25.846	91.9	47.999	115.1	16.213	103.0		1:30.058	13	24.798	96.5	45.972	114.1	16.581	98.9		1:27.351
7	25.988	94.4	46.151	112.2	17.195	96.6		1:29.334	14	24.986	96.5	49.044	96.1				1:34.582

85 Kyvalova-Thomas (GT4)									Jaguar E-type								
lap	Sect-1	Speed	Sect-2	Speed	Sect-3	Speed	TopSpeed	laptime pit	lap	Sect-1	Speed	Sect-2	Speed	Sect-3	Speed	Topspeed	laptime pit

90 Pearson J-Pearson G (GT4)									Jaguar E-type								
lap	Sect-1	Speed	Sect-2	Speed	Sect-3	Speed	TopSpeed	laptime pit	lap	Sect-1	Speed	Sect-2	Speed	Sect-3	Speed	Topspeed	laptime pit
1	24.290	102.1	44.647	113.0	16.632	107.2		1:25.569	11	23.063	109.7	44.368	118.1				1:29.918
2	24.176	105.1	46.998	120.2	14.761	107.0		1:25.935	12		94.6	45.481	113.5	15.244	119.8		2:21.496 P
3	24.318	92.6	49.064	119.6	16.552	96.1		1:29.934	13	22.891	110.9	42.833	123.5	14.685	117.7		1:20.409
4	25.350	79.6	46.041	118.5	17.416	95.6		1:28.807	14	23.144	107.4	43.925	117.5	15.081	105.5		1:22.150
5	29.199	85.2	57.242	51.9	27.176	42.6		1:53.617	15	23.554	107.4	43.516	117.9	14.687	109.5		1:21.757
6	40.221	52.7	1:24.294	38.1	22.895	105.0		2:27.410	16	24.340	97.4	45.464	116.5	14.835	118.3		1:24.639
7	24.971	83.2	47.097	119.4	15.080	107.7		1:27.148	17	23.332	95.1	43.741	113.7	15.229	118.5		1:22.302
8	24.009	101.3	45.291	123.5	14.924	100.8		1:24.224	18	23.961	96.3	43.833	116.5	14.668	109.5		1:22.462
9	23.558	110.9	43.145	120.9	14.889	117.1		1:21.592	19	22.938	109.5	42.841	116.7	14.492	120.5		1:20.271
10	23.208	111.1	42.955	121.8	14.931	117.1		1:21.094	20								

91 Thomas-Lockie (GT4)									Jaguar E-type								
lap	Sect-1	Speed	Sect-2	Speed	Sect-3	Speed	TopSpeed	laptime pit	lap	Sect-1	Speed	Sect-2	Speed	Sect-3	Speed	Topspeed	laptime pit
1	24.000	101.5	44.410	124.2	15.686	110.0		1:24.096	10		104.3	46.250	122.6	15.338	105.5		2:46.268 P
2	23.436	98.6	44.036	126.1	14.915	110.2		1:22.387	11	23.720	97.4	53.468	123.1	14.999	110.4		1:32.187
3	23.352	107.1	51.816	123.1	14.760	111.3		1:29.928	12	23.043	106.4	46.429	106.7	15.059	110.7		1:24.531
4	22.738	108.5	44.834	125.9	17.812	70.0		1:25.384	13	23.497	108.1	43.704	124.7	14.695	110.4		1:21.896
5	31.701	76.6	59.387	36.4	29.500	44.6		2:00.588	14	22.851	100.9	43.503	124.2	14.710	110.9		1:21.064
6	41.065	54.3	1:22.863	46.0	23.735	110.4		2:27.663	15	22.903	102.9	43.723	122.4	15.020	107.9		1:21.646
7	24.076	81.0	45.673	122.4	15.312	111.1		1:25.061	16	23.135	108.1	45.742	120.7	15.172	111.8		1:24.049
8	23.172	97.0	42.649	127.5	14.690	111.7		1:20.511	17	22.650	108.5	45.319	119.6	14.856	106.9		1:22.825
9	24.282	99.9	45.273	105.5				1:31.418	18	24.697	100.3	45.940	92.9	15.941	99.0		1:26.578

92 Warburton-Newall (GT4)									Jaguar E-type								
lap	Sect-1	Speed	Sect-2	Speed	Sect-3	Speed	TopSpeed	laptime pit	lap	Sect-1	Speed	Sect-2	Speed	Sect-3	Speed	Topspeed	laptime pit
1	24.213	103.7	45.143	117.1	15.096	106.5		1:24.452	9		66.0	58.320	105.0	18.747	95.8		3:14.946 P
2	23.520	108.6	46.528	119.4	16.094	105.0		1:26.142	10	27.975	76.5	59.713	106.5	17.515	99.0		1:45.203
3	23.790	98.3	46.712	119.8	15.204	95.5		1:25.706	11	27.111	87.9	50.065	115.7	16.726	100.6		1:33.902
4	32.242	57.5	1:07.889	71.9	23.432	57.7		2:03.563	12	26.860	91.6	48.634	112.6	16.898	101.1		1:32.392
5	40.162	60.1	1:11.942	62.8	23.293	54.3		2:15.397	13	27.335	91.3	50.289	93.8				1:39.848
6	37.087	70.3	59.223	66.0	17.205	105.5		1:53.515	14		78.3	55.576	90.3	19.140	90.5		4:24.902 P
7	23.334	109.5	43.883	118.3	14.888	103.7		1:22.105	15	27.898	81.1	50.154	104.4	17.632	89.8		1:35.684
8	23.511	107.3	43.835	119.2				1:25.659	16								



**Session Start: 11:37:13 - Finish: 12:07:15**  
**Weather/Track Conditions: Cloud / Dry**  
**Circuit: Donington Park National**  
**Track Length: 3.185 Km - 1.9791 miles**

# Donington Historic Festival - 30 Apr - 2 May 2016

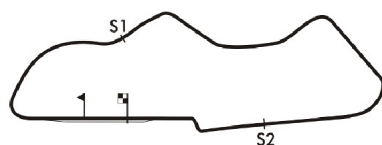
## GT & Sports Car Cup for pre-66 GT & pre-63 Sportscars

### Qualifying - Sector Analysis

95 Wakeman-Blakeney-Edwards (GT4)									Lister Jaguar								
lap	Sect-1	Speed	Sect-2	Speed	Sect-3	Speed	TopSpeed	laptime pit	lap	Sect-1	Speed	Sect-2	Speed	Sect-3	Speed	Topspeed	laptime pit
1	27.151	83.9	51.206	101.3	17.308	103.4		1:35.665	10	Out	94.7	57.519	116.7	15.657	101.6		2:44.310 P
2	25.826	94.6	45.923	117.9	16.131	107.2		1:27.880	11	24.450	100.7	48.371	117.5	15.459	104.4		1:28.280
3	25.293	95.0	46.510	119.8	16.098	87.3		1:27.901	12	24.098	100.2	44.288	119.2	15.318	104.4		1:23.704
4	28.938	79.7	1:14.028	45.5	29.319	58.6		2:12.285	13	24.419	85.4	44.928	111.3	15.463	105.9		1:24.810
5	40.683	55.2	1:21.248	47.2	25.944	89.8		2:27.875	14	23.489	104.0	44.534	117.3	15.052	104.7		1:23.075
6	25.776	96.3	48.638	110.2	16.410	105.5		1:30.824	15	23.990	98.3	44.425	117.9	15.045	104.7		1:23.460
7	24.722	92.1	44.557	119.8	15.486	107.2		1:24.765	16	23.285	106.6	44.445	113.0	15.567	105.0		1:23.297
8	24.440	95.5	44.788	119.8	15.288	108.4		1:24.516	17	23.934	108.3	43.774	120.0	15.231	104.9		1:22.939
9	24.604	91.9	46.468	108.1				1:33.999	18								

97 Lawson-Tate (GT4)									Shelby Mustang								
lap	Sect-1	Speed	Sect-2	Speed	Sect-3	Speed	TopSpeed	laptime pit	lap	Sect-1	Speed	Sect-2	Speed	Sect-3	Speed	Topspeed	laptime pit
1	27.824	83.6	1:01.282	94.2	17.379	102.3		1:46.485	9	25.187	98.1	46.161	112.4	16.456	100.6		1:27.804
2	25.705	92.3	51.565	106.4	18.391	101.9		1:35.661	10	25.265	95.1	47.696	108.8	17.635	88.0		1:30.596
3	25.611	82.9	50.061	108.8	17.967	92.4		1:33.639	11	26.381	83.7	48.687	113.9	16.162	104.9		1:31.230
4	29.741	87.7	53.513	77.6				1:50.389	12	25.315	84.0	48.521	106.4	16.682	100.6		1:30.518
5		87.2	54.602	87.4	17.493	104.2		3:13.268 P	13	24.733	92.6	47.268	106.7	18.421	96.2		1:30.422
6	24.666	100.3	45.788	117.1	15.520	103.7		1:25.974	14	24.694	98.1	47.792	109.7	16.815	100.3		1:29.301
7	25.142	91.5	48.137	113.4				1:33.218	15	24.803	100.9	45.799	109.8	16.252	102.5		1:26.854
8		87.1	49.941	107.9	16.757	102.0		3:27.737 P	16	25.647	88.8	53.319	75.5	17.284	91.1		1:36.250

98 Sleep N-Sleep D (GT4)									Shelby Mustang								
lap	Sect-1	Speed	Sect-2	Speed	Sect-3	Speed	TopSpeed	laptime pit	lap	Sect-1	Speed	Sect-2	Speed	Sect-3	Speed	Topspeed	laptime pit
1	26.948	86.1	48.376	112.4	16.992	103.1		1:32.316	9	25.316	97.7	47.328	114.5	15.694	104.2		1:28.338
2	26.434	82.3	47.629	116.9	16.362	104.2		1:30.425	10	24.467	99.6	46.125	114.9	19.586	60.3		1:30.178
3	25.755	90.3	48.066	114.9	16.309	103.1		1:30.130	11	27.343	92.0	46.835	106.4	17.919	99.8		1:32.097
4	27.894	82.8	56.253	70.9	23.815	62.1		1:47.962	12	25.084	97.1	47.038	112.6	16.239	102.6		1:28.361
5	35.210	70.2	57.809	77.6	20.741	73.3		1:53.760	13	25.038	95.8	47.814	115.3	16.294	101.9		1:29.146
6	29.658	83.1	1:07.303	82.8				1:57.391	14	24.717	100.6	47.762	109.3	15.923	101.3		1:28.402
7		71.1	51.445	102.8	16.980	103.3		5:44.925 P	15	25.959	94.4	47.549	114.7	15.872	103.9		1:29.380
8	25.402	97.6	47.988	112.6	16.114	104.7		1:29.504	16	25.622	95.2	46.411	114.9	16.554	97.9		1:28.587



Session Start: 11:37:13 - Finish: 12:07:15

Weather/Track Conditions: Cloud / Dry

Circuit: Donington Park National

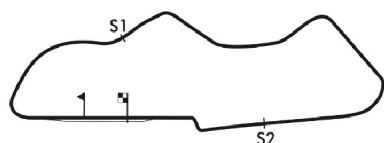
Track Length: 3.185 Km - 1.9791 miles

# Donington Historic Festival - 30 Apr - 2 May 2016

## GT & Sports Car Cup for pre-66 GT & pre-63 Sportscars

### Qualifying - Best Sector Times

POS	NO	DRIVER/S	Sector 1			Sector 2			Sector 3			IDEAL LAP	BEST LAP	On
			TIME	LAP	POS	TIME	LAP	POS	TIME	LAP	POS			
1	75	Voyazides-Hadfield	22.655	16	2	42.613	16	1	14.572	13	4	1:19.840	<b>1:19.968</b>	<b>16</b>
2	90	Pearson J-Pearson G	22.891	13	5	42.833	13	3	14.492	19	2	1:20.216	<b>1:20.271</b>	<b>19</b>
3	91	Thomas-Lockie	22.650	17	1	42.649	8	2	14.690	8	5	1:19.989	<b>1:20.511</b>	<b>8</b>
4	2	Bryant G-Bryant O	22.867	14	4	42.876	14	4	14.388	12	1	1:20.131	<b>1:20.813</b>	<b>14</b>
5	82	Clark-Smith	22.852	11	3	43.687	13	5	14.549	9	3	1:21.088	<b>1:21.486</b>	<b>10</b>
6	92	Warburton-Newall	23.334	7	7	43.835	8	7	14.888	7	7	1:22.057	<b>1:22.105</b>	<b>7</b>
7	77	Friedrichs-Mallock	23.544	16	8	43.912	17	8	14.691	18	6	1:22.147	<b>1:22.561</b>	<b>17</b>
8	95	Wakeman-Blakeney-Edwards	23.285	16	6	43.774	17	6	15.045	15	8	1:22.104	<b>1:22.939</b>	<b>17</b>
9	18	Wood-Nuthall	24.060	7	9	44.277	7	9	15.084	9	9	1:23.421	<b>1:23.969</b>	<b>9</b>
10	53	Welch-Corfield	24.349	7	11	44.609	7	10	15.122	7	10	1:24.080	<b>1:24.080</b>	<b>7</b>
11	9	Mestadgh-Thibaut	24.271	13	10	45.305	12	11	15.515	10	12	1:25.091	<b>1:25.885</b>	<b>13</b>
12	97	Lawson-Tate	24.666	6	15	45.788	6	14	15.520	6	13	1:25.974	<b>1:25.974</b>	<b>6</b>
13	48	Ward-Bull	24.670	16	16	45.952	12	15	15.473	11	11	1:26.095	<b>1:26.354</b>	<b>12</b>
14	58	Nyblæus-Welch	24.603	1	13	45.583	8	12	15.967	8	21	1:26.153	<b>1:26.437</b>	<b>8</b>
15	84	Read Gomm	24.798	13	18	45.660	11	13	15.732	9	16	1:26.190	<b>1:26.631</b>	<b>9</b>
16	4	Mogridge-Foster-Edge											<b>1:27.212</b>	<b>11</b>
17	19	Joseph-Otto Rettenmeier	24.695	9	17	46.066	16	16	15.904	8	19	1:26.665	<b>1:27.536</b>	<b>16</b>
18	39	Zurstrassen-Peeters	25.170	11	20	46.634	10	20	15.697	16	15	1:27.501	<b>1:27.637</b>	<b>16</b>
19	47	Paul-Bourne	25.177	2	21	46.293	3	18	15.902	1	18	1:27.372	<b>1:27.711</b>	<b>3</b>
20	56	Clarkson-Smithies	24.604	1	14	46.349	2	19	15.809	17	17	1:26.762	<b>1:27.724</b>	<b>14</b>
21	98	Sleep N-Sleep D	24.467	10	12	46.125	10	17	15.694	9	14	1:26.286	<b>1:28.338</b>	<b>9</b>
22	61	Simon Orebi Gann	25.237	11	22	46.708	14	22	16.264	13	23	1:28.209	<b>1:28.855</b>	<b>16</b>
23	36	Bridges-Fielden	25.411	7	23	46.697	2	21	15.956	3	20	1:28.064	<b>1:29.130</b>	<b>2</b>
24	1	Lambert Br-Lambert Ba	25.643	11	24	47.670	14	23	16.209	11	22	1:29.522	<b>1:29.571</b>	<b>11</b>
25	45	Paton-McEwen	25.772	8	25	48.257	7	25	16.382	7	24	1:30.411	<b>1:30.820</b>	<b>7</b>
26	12	Tyzack-Taylor	26.531	12	28	47.744	12	24	16.664	6	26	1:30.939	<b>1:31.272</b>	<b>11</b>
27	10	Cooke-Twyman	26.154	7	26	48.657	7	27	16.830	7	28	1:31.641	<b>1:31.641</b>	<b>7</b>
28	49	Hooper-Emmerling	26.419	15	27	48.871	8	29	17.092	13	30	1:32.382	<b>1:32.997</b>	<b>8</b>
29	23	Birch-Burnett	26.711	7	29	48.808	7	28	16.732	12	27	1:32.251	<b>1:33.107</b>	<b>7</b>
30	35	King-Horsman	26.846	12	30	48.459	14	26	17.343	15	33	1:32.648	<b>1:33.409</b>	<b>14</b>
31	20	Rettenmeier-Grimm	26.955	10	32	49.498	5	30	16.921	7	29	1:33.374	<b>1:34.317</b>	<b>5</b>
32	25	Paul Garside	26.930	6	31	50.197	5	31	17.114	5	31	1:34.241	<b>1:34.760</b>	<b>5</b>
33	68	Marc Gordon	27.708	9	34	50.907	6	32	17.293	8	32	1:35.908	<b>1:37.022</b>	<b>12</b>
34	32	Batchelor-Ruddell-Ormond-Smith	28.227	2	35	53.060	1	33	18.103	1	36	1:39.390	<b>1:41.171</b>	<b>1</b>
35	29	Wright	28.866	7	36	53.783	5	34	18.041	5	35	1:40.690	<b>1:41.248</b>	<b>5</b>
36	11	Jacobsen L-Jacobsen T	24.972	1	19	1:11.711	1	35	16.424	0	25	1:53.107		
37	85	Kyvalova-Thomas												



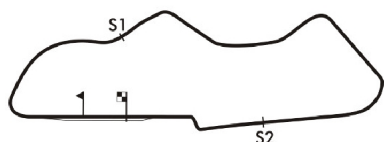
**Session Start: 11:37:13 - Finish: 12:07:15**  
**Weather/Track Conditions: Cloud / Dry**  
**Circuit: Donington Park National**  
**Track Length: 3.185 Km - 1.9791 miles**

# Donington Historic Festival - 30 Apr - 2 May 2016

## GT & Sports Car Cup for pre-66 GT & pre-63 Sportscars

### Qualifying - Best Sector Speeds

	NO	SECTOR 1	MPH	NO	SECTOR 2	MPH	NO	SECTOR 3	MPH
1	75	Voyazides-Hadfield	115.8	91	Thomas-Lockie	127.5	90	Pearson J-Pearson G	120.5
2	90	Pearson J-Pearson G	111.1	75	Voyazides-Hadfield	127.0	75	Voyazides-Hadfield	112.8
3	9	Mestadgh-Thibaut	110.6	77	Friedrichs-Mallock	126.3	91	Thomas-Lockie	111.8
4	92	Warburton-Newall	109.5	90	Pearson J-Pearson G	123.5	77	Friedrichs-Mallock	110.4
5	91	Thomas-Lockie	108.5	82	Clark-Smith	122.2	82	Clark-Smith	110.2
6	95	Wakeman-Blakeney-Edwar	108.3	2	Bryant G-Bryant O	121.5	2	Bryant G-Bryant O	109.7
7	82	Clark-Smith	107.9	95	Wakeman-Blakeney-Edward	120.0	95	Wakeman-Blakeney-Edward	108.4
8	2	Bryant G-Bryant O	107.6	92	Warburton-Newall	119.8	92	Warburton-Newall	106.5
9	53	Welch-Corfield	107.1	36	Bridges-Fielden	119.6	12	Tyzack-Taylor	106.0
10	56	Clarkson-Smithies	106.9	19	Joseph-Otto Rettenmeier	117.1	36	Bridges-Fielden	106.0
11	18	Wood-Nuthall	104.5	97	Lawson-Tate	117.1	19	Joseph-Otto Rettenmeier	105.5
12	58	Nyblæus-Welch	103.5	98	Sleep N-Sleep D	116.9	18	Wood-Nuthall	105.0
13	39	Zurstrassen-Peeters	103.0	18	Wood-Nuthall	115.1	97	Lawson-Tate	104.9
14	1	Lambert Br-Lambert Ba	102.9	84	Read Gomm	115.1	98	Sleep N-Sleep D	104.7
15	48	Ward-Bull	102.6	53	Welch-Corfield	114.5	84	Read Gomm	103.6
16	35	King-Horsman	101.2	56	Clarkson-Smithies	113.7	56	Clarkson-Smithies	101.3
17	11	Jacobsen L-Jacobsen T	101.0	12	Tyzack-Taylor	113.4	53	Welch-Corfield	100.5
18	97	Lawson-Tate	100.9	58	Nyblæus-Welch	113.2	11	Jacobsen L-Jacobsen T	100.0
19	98	Sleep N-Sleep D	100.6	11	Jacobsen L-Jacobsen T	112.0	58	Nyblæus-Welch	99.6
20	45	Paton-McEwen	100.4	9	Mestadgh-Thibaut	111.5	61	Simon Orebi Gann	97.9
21	77	Friedrichs-Mallock	100.3	20	Rettenmeier-Grimm	111.1	20	Rettenmeier-Grimm	97.2
22	23	Birch-Burnett	99.0	61	Simon Orebi Gann	110.6	48	Ward-Bull	97.2
23	84	Read Gomm	98.7	48	Ward-Bull	109.8	9	Mestadgh-Thibaut	96.9
24	47	Paul-Bourne	98.6	39	Zurstrassen-Peeters	109.0	39	Zurstrassen-Peeters	96.6
25	19	Joseph-Otto Rettenmeier	95.8	47	Paul-Bourne	107.2	85	Kyvalova-Thomas	96.2
26	61	Simon Orebi Gann	95.1	10	Cooke-Twyman	105.7	47	Paul-Bourne	96.1
27	49	Hooper-Emmerling	93.8	45	Paton-McEwen	105.2	10	Cooke-Twyman	92.1
28	10	Cooke-Twyman	93.4	49	Hooper-Emmerling	102.8	45	Paton-McEwen	91.7
29	36	Bridges-Fielden	93.0	68	Marc Gordon	102.3	49	Hooper-Emmerling	91.5
30	68	Marc Gordon	91.8	1	Lambert Br-Lambert Ba	101.7	68	Marc Gordon	91.1
31	12	Tyzack-Taylor	90.7	35	King-Horsman	99.6	1	Lambert Br-Lambert Ba	89.9
32	25	Paul Garside	90.7	25	Paul Garside	98.6	29	Wright	88.6
33	85	Kyvalova-Thomas	90.4	23	Birch-Burnett	98.4	23	Birch-Burnett	87.9
34	29	Wright	88.1	29	Wright	95.6	35	King-Horsman	86.7
35	20	Rettenmeier-Grimm	87.0	32	Batchelor-Ruddell-Ormond-	95.6	25	Paul Garside	85.9
36	4	Mogridge-Foster-Edge	83.6	85	Kyvalova-Thomas	94.8	32	Batchelor-Ruddell-Ormond-	84.3
37	32	Batchelor-Ruddell-Ormond-	81.5	4	Mogridge-Foster-Edge	0.0	4	Mogridge-Foster-Edge	0.0
38	33	Phillips-Phillips-Phillips	0.0	33	Phillips-Phillips-Phillips	0.0	33	Phillips-Phillips-Phillips	0.0
39	62	Halusa M-Halusa L	0.0	62	Halusa M-Halusa L	0.0	62	Halusa M-Halusa L	0.0
40	80	Davies-Young	0.0	80	Davies-Young	0.0	80	Davies-Young	0.0



**Session Start: 11:37:13 - Finish: 12:07:15**  
**Weather/Track Conditions: Cloud / Dry**  
**Circuit: Donington Park National**  
**Track Length: 3.185 Km - 1.9791 miles**



# Donington Historic Festival - 30 Apr - 2 May 2016

## GT & Sports Car Cup for pre-66 GT & pre-63 Sportscars

### Race - Starting Grid

Sheet No:

*Start Time : 11:05 - Heat Duration : 1 Hour 30 Minutes*

18		35 <b>29</b> Wright		36 <b>11</b> Jacobsen L-Jacobsen T
17		33 <b>68</b> Marc Gordon		34 <b>32</b> Batchelor-Ruddell-Ormond-Smith
16		31 <b>20</b> Rettenmeier-Grimm		32 <b>25</b> Paul Garside
15		29 <b>23</b> Birch-Burnett		30 <b>35</b> King-Horsman
14		27 <b>10</b> Cooke-Twyman		28 <b>49</b> Hooper-Emmerling
13		25 <b>45</b> Paton-McEwen		26 <b>12</b> Tyzack-Taylor
12		23 <b>36</b> Bridges-Fielden		24 <b>1</b> Lambert Br-Lambert Ba
11		21 <b>98</b> Sleep N-Sleep D		22 <b>61</b> Simon Orebi Gann
10		19 <b>47</b> Paul-Bourne		20 <b>56</b> Clarkson-Smithies
9		17 <b>19</b> Joseph-Otto Rettenmeier		18 <b>39</b> Zurstrassen-Peeters
8		15 <b>84</b> Read Gomm		16 <b>4</b> Mogridge-Foster-Edge
7		13 <b>48</b> Ward-Bull		14 <b>58</b> Nyblæus-Welch
6		11 <b>9</b> Mestadgh-Thibaut		12 <b>97</b> Lawson-Tate
5		9 <b>18</b> Wood-Nuthall		10 <b>53</b> Welch-Corfield
4		7 <b>77</b> Friedrichs-Mallock		8 <b>95</b> Wakeman-Blakeney-Edwards
3		5 <b>82</b> Clark-Smith		6 <b>92</b> Warburton-Newall
2		3 <b>91</b> Thomas-Lockie		4 <b>2</b> Bryant G-Bryant O
1		1 <b>75</b> Voyazides-Hadfield		2 <b>90</b> Pearson J-Pearson G

Pole Right



These results are provisional until the conclusion of any judicial and technical matters.

*Circuit: Donington Park National  
Track Length: 3.185 Km - 1.9791 miles*

Clerk of the Course:  <div style="text-align: right;">Julian Floyd</div>	Timekeeper:  <div style="text-align: right;">Nick Palmer</div>	Posted at:
--------------------------------------------------------------------------------	----------------------------------------------------------------------	------------

# Donington Historic Festival - 30 Apr - 2 May 2016

## GT & Sports Car Cup for pre-66 GT & pre-63 Sportscars

### Race 5 - Classification

Sheet No:

POS	NO	DRIVER/S	CLASS	CLASS POS	CAR MAKE / MODEL	TIME	LAPS	GAP	DIFF	MPH	BEST	ON
1	2	Bryant G-Bryant O	GT4	1	AC Cobra 289	1:30:08.77	58	-- 58 laps		76.40	1:19.821	47
2	82	Clark-Smith	GT4	2	Jaguar E-type	1:30:22.94	57	-- 57 laps	1:37.686	74.88	1:22.632	43
3	77	Friedrichs-Mallock	GT4	3	Aston Martin DP214	1:30:58.08	57	35.138	35.138	74.40	1:23.379	40
4	95	Wakeman-Blakeney-Edwards	GT4	4	Lister Jaguar	1:31:30.66	57	1:07.712	32.574	73.96	1:23.789	14
5	92	Warburton-Newall	GT4	5	Jaguar E-type	1:30:34.61	56	-- 56 laps	31.739	73.41	1:22.201	19
6	53	Welch-Corfield	GT3	1	Austin-Healey 3000	1:30:08.88	55	-- 55 laps	1:02.171	72.45	1:24.454	5
7	97	Lawson-Tate	GT4	6	Shelby Mustang	1:30:18.17	55	9.283	9.283	72.32	1:24.043	13
8	58	Nyblæus-Welch	GT3	2	Austin-Healey 3000	1:30:43.52	55	34.634	25.351	71.98	1:25.973	2
9	36	Bridges-Fielden	GT4	7	AC Cobra 289	1:31:05.02	55	56.137	21.503	71.70	1:25.343	44
10	56	Smithies-Clarkson	GT3	3	Austin-Healey 3000	1:31:12.97	55	1:04.089	7.952	71.59	1:26.276	46
11	48	Ward-Bull	GT2	1	TVR Grantura MkIII	1:31:27.82	55	1:18.937	14.848	71.40	1:26.288	36
12	4	Mogridge-Foster	GT4	8	Jaguar E-type	1:31:21.07	54	-- 54 laps	1:21.360	70.19	1:26.607	45
13	61	Gann-Bell	GT3	4	Morgan Plus 4 SLR	1:31:21.08	54	0.007	0.007	70.19	1:28.098	51
14	98	Sleep N-Sleep D	GT4	9	Shelby Mustang	1:31:15.42	53	-- 53 laps	1:23.270	68.96	1:27.854	19
15	45	Paton-McEwen	GT2	2	Porsche 911	1:31:17.86	53	2.438	2.438	68.93	1:31.885	6
16	10	Cooke-Twyman	SP1	1	Lotus 11 GT	1:30:32.69	52	-- 52 laps	51.752	68.19	1:29.723	14
17	19	Josef-Otto Rettenmeier	SP2	1	Maserati T61 Birdcage	1:31:32.51	52	59.824	59.824	67.45	1:25.201	19
18	23	Michael Birch	GT1	1	Lotus Elite	1:30:21.47	51	-- 51 laps	14.182	67.02	1:32.193	39
19	68	Marc Gordon	GT3	5	Jaguar XK150	1:30:17.39	50	-- 50 laps	1:30.513	65.75	1:33.377	44
20	29	Steve Wright	GT1	2	Porsche 356A Super	1:30:35.70	50	18.312	18.312	65.53	1:35.988	17
21	32	Batchelor-Ruddell-Ormond-Smii	GT2	3	MGB	1:30:42.97	50	25.580	7.268	65.44	1:34.509	50
22	75	Voyazides-Hadfield	GT4	10	AC Cobra 289	1:33:42.51	50	3:25.122	2:59.542	63.36	1:20.770	41
23	9	Mestadgh-Thibaut	SP2	2	Lotus 15	1:30:10.60	49	-- 49 laps	12:18.88	64.52	1:24.092	32
24	20	Rettenmeier-Grimm	SP2	3	Maserati T61 Birdcage	1:30:34.87	49	24.271	24.271	64.23	1:29.386	36
25	35	King-Horsman	GT2	4	Morgan Plus 4	1:31:29.82	49	1:19.217	54.946	63.59	1:31.669	12
26	49	Hooper-Emmerling	GT2	5	TVR Grantura MkIII	1:30:26.57	48	-- 48 laps	31.709	63.02	1:31.421	17
27	47	Paul-Bourne	GT2	6	TVR Grantura MkIII	1:08:06.08	39	-- 39 laps		68.00	1:29.516	4
28	12	Tyzack-Taylor	SP2	4	Kellison J4R	48:23.826	26	-- 26 laps	1:20.325	63.79	1:29.799	14
29	90	Pearson G-Pearson J	GT4	11	Jaguar E-type	32:55.213	23	-- 23 laps		82.96	1:20.329	20
30	91	Thomas-Lockie	GT4	12	Jaguar E-type	28:59.454	21	-- 21 laps	25.973	86.01	1:20.653	5
31	25	Paul Garside	GT1	3	Lotus Elite	29:25.757	18	-- 18 laps	4:45.336	72.63	1:31.984	10
32	84	Read Gomm	GT4	13	Jaguar E-type	24:02.329	15	-- 15 laps	1.269	74.09	1:26.542	7
33	39	Zurstrassen-Peeters	SP1	2	Elva Mk5	19:39.112	13	-- 13 laps	31.798	78.55	1:28.114	6
34	18	Nuthall-Wood	SP2	5	Lister Knobbly Jaguar	46:36.660	6	-- 6 laps --	37:26.77	15.28	1:28.322	2
35	1	Lambert Br-Lambert Ba	GT2	7	MGB	6:14.416	4	-- 4 laps --	12.222	76.11	1:29.653	4

----- FASTEST LAP SUMMARY -----

NO	DRIVER/S	CLASS	CAR MAKE / MODEL	FASTEST LAP	ON	MPH
2	Bryant G-Bryant O	GT4	AC Cobra 289	1:19.821	47	89.26
9	Mestadgh-Thibaut	SP2	Lotus 15	1:24.092	32	84.72

Cars 4, 29, 90, 97 - transponder intermittent.

Session Start: 11:09:25 - Finish: 12:39:33

Weather/Track Conditions: Cloudy / Dry

Circuit: Donington Park National

Track Length: 3.185 Km - 1.9791 miles

These results are provisional until the conclusion of any judicial and technical matters.

Clerk of the Course:  <p style="text-align: right;">Julian Floyd</p>	Timekeeper:  <p style="text-align: right;">Nick Palmer</p>	Posted at:
----------------------------------------------------------------------------	------------------------------------------------------------------	------------

# Donington Historic Festival - 30 Apr - 2 May 2016

## GT & Sports Car Cup for pre-66 GT & pre-63 Sportscars

### Race 5 - Classification

Sheet No:

53	Welch-Corfield	GT3	Austin-Healey 3000	1:24.454	5	84.36
48	Ward-Bull	GT2	TVR Grantura MkIII	1:26.288	36	82.57
39	Zurstrassen-Peeters	SP1	Elva Mk5	1:28.114	6	80.86
25	Paul Garside	GT1	Lotus Elite	1:31.984	10	77.46

Cars 4, 29, 90, 97 - transponder intermittent.

Session Start: 11:09:25 - Finish: 12:39:33

Weather/Track Conditions: Cloudy / Dry

Circuit: Donington Park National

Track Length: 3.185 Km - 1.9791 miles

These results are provisional until the conclusion of any judicial and technical matters.

Clerk of the Course:

Julian Floyd

Timekeeper:

Nick Palmer

Posted at:

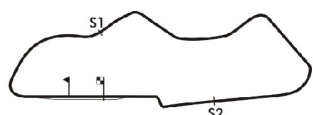
# Donington Historic Festival - 30 Apr - 2 May 2016

## GT & Sports Car Cup for pre-66 GT & pre-63 Sportscars

### Race 5 - Sector Analysis

1 Lambert Br-Lambert Ba (GT2)									MGB								
lap	Sect-1	Speed	Sect-2	Speed	Sect-3	Speed	TopSpeed	laptime pit	lap	Sect-1	Speed	Sect-2	Speed	Sect-3	Speed	Topspeed	laptime pit
1		90.1	50.638	100.9	17.536	87.6		1:42.464	3	26.235	98.7	48.829	103.0	16.615	89.7		1:31.679
2	26.071	99.0	47.931	102.5	16.618	89.9		1:30.620	4	25.561	101.2	47.661	103.9	16.431	87.7		1:29.653

2 Bryant G-Bryant O (GT4)									AC Cobra 289								
lap	Sect-1	Speed	Sect-2	Speed	Sect-3	Speed	TopSpeed	laptime pit	lap	Sect-1	Speed	Sect-2	Speed	Sect-3	Speed	Topspeed	laptime pit
1				127.3	15.252	111.3		1:24.535	30	28.737	78.0	55.972	101.4				1:47.390
2	23.041	104.3	43.370	123.1	14.355	109.3		1:20.766	31	Out	92.9	46.872	119.2	14.690	107.7		2:23.974 P
3	22.573	108.3	43.148	123.1	14.460	107.2		1:20.181	32	23.549	99.3	46.948	94.3	16.217	107.4		1:26.714
4	23.000	107.4	43.083	119.6	14.363	107.2		1:20.446	33	23.392	99.6	44.849	108.6	16.263	108.3		1:24.504
5	22.947	106.3	43.210	116.3	14.750	104.6		1:20.907	34	24.085	100.3	43.805	120.0	14.645	109.8		1:22.535
6	23.370	101.6	43.405	118.3	15.001	104.6		1:21.776	35	22.876	102.6	46.402	102.3	15.947	107.4		1:25.225
7	23.383	104.0	44.809	118.1	14.947	107.2		1:23.139	36	23.214	97.6	43.755	124.0	14.401	110.4		1:21.370
8	23.044	101.8	44.401	120.5	14.624	104.4		1:22.069	37	22.723	103.7	43.655	120.0	14.380	109.1		1:20.758
9	22.888	106.4	42.826	123.8	14.902	104.9		1:20.616	38	23.143	92.9	43.189	120.5	14.272	110.6		1:20.604
10	22.855	106.3	43.496	122.4	14.879	105.5		1:21.230	39	23.164	103.7	43.005	122.4	14.394	110.7		1:20.563
11	23.372	97.8	43.734	120.5	14.357	106.4		1:21.463	40	23.256	101.3	42.888	124.0	14.288	109.0		1:20.432
12	22.996	102.4	44.534	123.5	14.295	107.4		1:21.825	41	23.282	92.9	43.345	123.3	14.340	110.6		1:20.967
13	23.179	102.6	43.552	120.2	14.474	107.2		1:21.205	42	22.664	105.8	43.178	123.1	14.581	110.6		1:20.423
14	23.632	97.1	43.976	119.4	14.888	107.2		1:22.496	43	23.510	92.3	43.391	124.2	14.629	110.0		1:21.530
15	23.285	103.2	43.651	119.2	14.265	106.9		1:21.201	44	23.492	104.6	42.789	124.5	14.293	108.1		1:20.574
16	23.271	100.0	44.412	118.5	14.363	105.9		1:22.046	45	23.019	106.3	43.132	120.9	14.217	112.2		1:20.368
17	22.789	105.8	43.811	118.5	14.374	106.0		1:20.974	46	23.653	106.6	42.673	125.6	14.766	110.4		1:21.092
18	22.810	107.8	42.958	119.2	14.272	107.4		1:20.040	47	22.615	104.8	42.638	124.9	14.568	108.3		1:19.821
19	22.808	105.4	43.376	119.6	14.374	107.0		1:20.558	48	23.073	94.6	43.765	125.4	15.437	109.8		1:22.275
20	22.953	106.1	43.111	118.5	14.843	106.7		1:20.907	49	22.845	104.0	42.639	123.3	14.621	109.7		1:20.105
21	23.263	102.1	44.161	122.0	14.859	105.5		1:22.283	50	22.990	105.8	43.840	119.8	14.586	109.5		1:21.416
22	23.348	96.2	46.927	111.1				1:30.717	51	22.785	106.9	43.618	121.8	14.537	107.7		1:20.940
23	Out	82.4	1:03.218	76.8	20.992	76.6		3:42.523 P	52	23.082	105.3	43.208	123.1	15.011	107.9		1:21.301
24	30.832	46.0	2:01.365	41.7	27.394	59.1		2:59.591	53	23.778	98.8	45.580	120.5	14.574	106.0		1:23.932
25	49.395	43.8	1:44.854	52.0	28.540	54.5		3:02.789	54	23.188	104.9	43.342	120.7	14.624	106.9		1:21.154
26	47.138	55.7	1:41.096	33.7	26.820	67.7		2:55.054	55	23.538	106.3	43.588	120.7	14.593	107.7		1:21.719
27	46.384	63.4	1:03.358	71.6	20.137	63.6		2:09.879	56	23.583	101.0	44.080	121.3	15.035	106.9		1:22.698
28	32.790	75.3	1:18.675	57.4	23.213	71.2		2:14.678	57	23.398	96.7	44.798	119.8	15.325	105.9		1:23.521
29	37.544	68.7	1:03.983	83.6	19.937	101.6		2:01.464	58	23.658	102.3	43.915	124.7	15.941	105.9		1:23.514



**Session Start: 11:09:25 - Finish: 12:39:33**  
**Weather/Track Conditions: Cloudy / Dry**  
**Circuit: Donington Park National**  
**Track Length: 3.185 Km - 1.9791 miles**

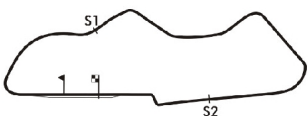
# Donington Historic Festival - 30 Apr - 2 May 2016

## GT & Sports Car Cup for pre-66 GT & pre-63 Sportscars

### Race 5 - Sector Analysis

4 Mogrige-Foster (GT4)									Jaguar E-type									
lap	Sect-1	Speed	Sect-2	Speed	Sect-3	Speed	TopSpeed	laptime pit	lap	Sect-1	Speed	Sect-2	Speed	Sect-3	Speed	Topspeed	laptime	pit
1				113.9	17.054	102.2		1:36.122	28								1:39.422	
2	25.691	<u>108.8</u>	47.859	111.1	16.284	101.9		1:29.834	29								1:36.491	
3	25.426	99.3	46.976	<u>114.5</u>	<u>15.848</u>	<u>103.1</u>		1:28.250	30								1:34.728	
4	<u>25.166</u>	94.3	<u>46.796</u>	<u>114.5</u>	16.272	102.2		1:28.234	31								1:31.358	
5	25.713	93.7	47.802	113.4	16.176	99.5		1:29.691	32								1:30.674	
6	28.208	78.8						1:49.018	33								1:32.754	
7			In		In			2:34.309	P 34								1:31.069	
8								1:28.731	35								1:30.502	
9								1:30.094	36								1:29.803	
10								1:30.199	37								1:29.268	
11								1:28.709	38								1:29.261	
12								1:27.855	39								1:30.585	
13								1:28.333	40								1:33.811	
14								1:28.517	41			In		In			2:19.909	P
15								1:29.375	42								1:31.228	
16								1:29.276	43								1:28.008	
17								1:28.333	44								1:27.195	
18								1:28.799	45								<u>1:26.607</u>	
19								1:41.999	46								1:29.201	
20			In		In			3:01.944	P 47								1:27.136	
21								3:31.079	48								1:28.274	
22								2:59.924	49								1:28.844	
23								2:57.516	50								1:28.773	
24								2:02.067	51								1:27.130	
25								1:48.018	52								1:27.448	
26								1:50.318	53								1:27.448	
27								1:50.271	54								1:27.335	

9 Mestadgh-Thibaut (SP2)									Lotus 15									
lap	Sect-1	Speed	Sect-2	Speed	Sect-3	Speed	TopSpeed	laptime pit	lap	Sect-1	Speed	Sect-2	Speed	Sect-3	Speed	Topspeed	laptime	pit
1				115.3	16.216	98.7		1:33.583	26	26.835	95.9	48.450	113.4	15.972	95.6		1:31.257	
2	24.511	97.3	46.439	97.7	16.708	96.7		1:27.658	27	25.043	95.1	46.750	109.5	15.767	97.2		1:27.560	
3	25.062	95.6	46.392	115.5	16.262	96.9		1:27.716	28	24.514	98.6	46.767	113.5	<u>15.144</u>	<u>102.3</u>		1:26.425	
4	24.792	98.0	46.095	113.9	15.693	97.7		1:26.580	29	24.302	100.6	45.568	114.3	15.410	100.0		1:25.280	
5	24.753	97.1	45.940	114.9	15.791	98.7		1:26.484	30	24.214	102.3	45.072	114.3	15.396	100.5		1:24.682	
6	24.361	99.0	45.585	116.5	15.436	98.2		1:25.382	31	23.888	108.6	<u>44.843</u>	115.3	15.465	101.6		1:24.196	
7	24.530	94.8	45.537	116.5	15.731	96.6		1:25.798	32	23.771	107.8	45.164	114.7	15.157	100.2		<u>1:24.092</u>	
8	24.478	96.0	45.821	116.1	15.801	98.2		1:26.100	33	<u>23.764</u>	105.4	45.254	114.7	15.302	101.1		1:24.320	
9	24.510	92.4	46.199	116.7	15.429	97.3		1:26.138	34	24.201	<u>109.3</u>	45.029	113.4	15.722	100.5		1:24.952	
10	24.358	97.6	48.056	115.5	16.039	95.4		1:28.453	35	24.107	108.5	45.535	113.7	16.253	90.5		1:25.895	
11	24.422	96.2	46.218	116.1	16.410	93.1		1:27.050	36	24.601	109.2	46.012	113.5	15.196	100.3		1:25.809	
12	24.902	97.0	45.963	115.7	16.099	94.4		1:26.964	37	25.225	102.0	44.988	115.1	15.180	100.2		1:25.393	
13	24.508	93.9	45.894	113.4	15.720	98.2		1:26.122	38	23.851	108.5	46.501	91.5				1:30.587	
14	24.816	99.3	46.057	114.9	15.734	97.4		1:26.607	39		91.5	49.009	108.4	16.451	93.3		2:56.471	P
15	25.555	93.2	46.969	113.7	15.869	98.3		1:28.393	40	24.682	96.6	49.173	109.3	16.477	94.6		1:30.332	
16	24.152	99.7	46.311	109.8	16.004	96.2		1:26.467	41	24.897	95.0	46.340	112.8	15.964	96.6		1:27.201	
17	24.166	96.7	47.712	110.2	16.137	95.4		1:28.015	42	24.328	99.0	46.323	105.7	15.926	96.5		1:26.577	
18	24.641	98.1	47.497	109.8	16.351	93.3		1:28.489	43	24.233	100.7	45.881	111.7	15.832	98.0		1:25.946	
19	24.572	102.6	46.261	110.7				1:30.715	44	24.436	99.6	46.049	110.2	16.014	95.8		1:26.499	
20		88.1	51.188	98.2	In			3:16.572	P 45	24.431	98.6	45.923	114.1	16.400	94.3		1:26.754	
21		89.4	53.389	104.1	21.074	70.9		16:19.204	P 46	24.791	96.5	45.520	112.2	16.069	95.1		1:26.380	
22	35.361	52.6	1:05.107	84.8	19.758	94.7		2:00.226	47	24.371	99.0	46.812	112.2	16.516	95.1		1:27.699	
23	27.085	92.8	52.141	110.2	16.956	96.5		1:36.182	48	25.447	94.1	48.243	114.5	16.044	94.4		1:29.734	
24	26.177	88.5	51.435	<u>117.3</u>	16.552	99.3		1:34.164	49	24.505	97.8	46.389	110.0	15.982	95.5		1:26.876	
25	25.360	91.4	48.770	111.8	16.494	84.4		1:30.624	50									



Session Start: 11:09:25 - Finish: 12:39:33

Weather/Track Conditions: Cloudy / Dry

Circuit: Donington Park National

Track Length: 3.185 Km - 1.9791 miles

# Donington Historic Festival - 30 Apr - 2 May 2016

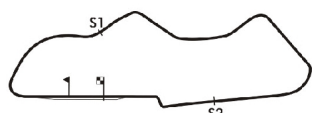
## GT & Sports Car Cup for pre-66 GT & pre-63 Sportscars

### Race 5 - Sector Analysis

10 Cooke-Twyman (SP1)									Lotus 11 GT								
lap	Sect-1	Speed	Sect-2	Speed	Sect-3	Speed	TopSpeed	laptime pit	lap	Sect-1	Speed	Sect-2	Speed	Sect-3	Speed	Topspeed	laptime pit
1		87.3	51.243	99.0	17.084	90.3		1:46.216	27	36.118	67.1	1:04.836	71.3	21.494	85.8		2:02.448
2	27.309	91.3	49.554	103.7	16.208	93.3		1:33.071	28	29.350	77.5	58.024	85.7	20.516	85.8		1:47.890
3	26.685	93.3	48.968	103.1	16.457	93.5		1:32.110	29	29.182	76.6	54.987	96.9	19.161	83.1		1:43.330
4	26.338	91.2	49.735	101.7	16.778	91.9		1:32.851	30	28.984	77.9	53.822	90.5	20.226	89.1		1:43.032
5	26.826	93.3	49.454	101.7	16.412	92.7		1:32.692	31	29.374	79.2	52.318	100.2	18.031	87.2		1:39.723
6	26.370	94.1	48.729	101.1	16.415	92.9		1:31.514	32	27.576	81.0	51.397	101.6	18.997	89.2		1:37.970
7	25.982	95.8	50.477	105.2	16.459	93.0		1:32.918	33	26.707	83.2	50.646	102.6	17.644	91.4		1:34.997
8	26.351	95.4	49.139	99.9	16.379	91.5		1:31.869	34	26.518	86.2	50.279	99.6	17.426	92.0		1:34.223
9	26.307	95.1	49.123	101.9	16.467	93.5		1:31.897	35	26.710	83.9	50.890	94.2	18.131	91.2		1:35.731
10	25.911	94.2	48.487	102.8	16.420	92.6		1:30.818	36	26.981	83.1	51.225	96.2	17.438	90.9		1:35.644
11	26.237	94.4	48.629	101.1	16.613	93.1		1:31.479	37	26.575	85.0	50.026	100.9	17.109	92.2		1:33.710
12	25.826	95.8	48.814	102.6	17.457	91.9		1:32.097	38	27.647	83.3	49.959	102.6	17.250	90.3		1:34.856
13	26.220	93.4	48.507	102.2	16.283	93.8		1:31.010	39	26.717	81.1	52.337	102.0	17.363	91.6		1:36.417
14	25.599	93.9	48.100	104.7	16.024	94.2		1:29.723	40	26.831	84.0	50.458	101.6	17.657	86.3		1:34.946
15	26.337	87.4	49.203	103.1	16.643	92.2		1:32.183	41	27.111	83.0	50.994	99.3				1:43.101
16	26.230	94.4	48.850	102.3	17.082	92.1		1:32.162	42	Out	84.1	51.413	98.2	17.426	89.4		2:49.676 P
17	26.346	92.6	49.435	102.2	16.234	93.3		1:32.015	43	27.608	87.0	52.864	97.6	17.506	89.7		1:37.978
18	26.334	88.3	49.516	105.0	17.720	90.7		1:33.570	44	26.530	87.7	49.315	101.3	16.716	92.9		1:32.561
19	25.555	94.7	51.789	100.9	17.733	88.9		1:35.077	45	26.397	90.0	48.923	103.4	17.445	88.0		1:32.765
20	27.393	86.2	56.222	83.9				1:46.216	46	27.150	88.2	49.279	102.6	16.686	89.1		1:33.115
21	Out	76.2	1:01.916	75.9	19.558	83.0		3:05.867 P	47	26.361	94.1	48.653	102.6	16.512	92.0		1:31.526
22	30.724	72.3	1:32.985	33.8	28.234	61.8		2:31.943	48	26.324	92.6	48.347	103.9	16.609	92.5		1:31.280
23	47.338	52.0	1:46.213	56.3	28.459	59.0		3:02.010	49	27.350	90.2	49.125	103.4	16.664	91.9		1:33.139
24	46.874	59.2	1:41.919	31.9	27.947	78.6		2:56.740	50	26.095	95.4	49.387	99.8	17.019	87.9		1:32.501
25	45.536	63.8	1:01.001	69.1	20.883	83.1		2:07.420	51	26.521	90.3	50.011	99.5	17.553	88.2		1:34.085
26	32.888	71.7	1:18.170	50.2	24.370	78.3		2:15.428	52	27.917	82.5	50.252	101.1	16.986	85.0		1:35.155

12 Tyzack-Taylor (SP2)									Kellison J4R								
lap	Sect-1	Speed	Sect-2	Speed	Sect-3	Speed	TopSpeed	laptime pit	lap	Sect-1	Speed	Sect-2	Speed	Sect-3	Speed	Topspeed	laptime pit
1		87.9	49.730	100.6	17.018	103.0		1:42.770	14	25.777	94.1	47.598	112.0	16.424	104.1		1:29.799
2	26.807	86.2	48.699	113.9	16.809	101.9		1:32.315	15	25.800	84.7	49.027	114.1	16.620	103.3		1:31.447
3	25.620	93.3	48.326	101.7	17.314	101.1		1:31.260	16	25.075	99.7	48.094	112.8	16.954	101.6		1:30.123
4	26.395	88.5	47.769	119.8	29.265	99.6		1:43.429	17	25.937	83.2	48.286	117.3	16.284	98.7		1:30.507
5	26.164	86.6	48.783	115.1	16.645	103.1		1:31.592	18	25.722	92.4	46.838	117.3	17.879	94.6		1:30.439
6	25.709	94.6	49.376	111.7	16.877	100.9		1:31.962	19	26.541	79.6	58.950	110.7				1:46.150
7	26.966	83.1	48.501	113.2	16.915	99.8		1:32.382	20		76.3	55.293	94.4	21.742			3:29.612 P
8	25.581	96.3	47.930	110.2	16.638	103.0		1:30.149	21	1:01.356	26.1	1:59.546	36.7	30.443	43.7		3:31.345
9	25.477	85.5	48.586	113.2	16.844	101.9		1:30.907	22	50.175	52.2	1:42.178	52.3	26.864			2:59.217
10	26.219	92.9	49.063	112.4	16.310	104.2		1:31.592	23	51.314	50.7	1:39.695	32.5	26.633	60.1		2:57.642
11	25.716	87.2	48.268	104.4	16.712	103.9		1:30.696	24	45.664	70.8	57.149	87.3	19.149	92.0		2:01.962
12	25.984	94.3	50.044	117.5	16.564	103.6		1:32.592	25	29.549	83.4	59.552	81.9	20.131	71.5		1:49.232
13	25.589	89.1	47.722	111.3	16.628	102.6		1:29.939	26	30.600	70.4	1:04.237	57.0				2:04.766

18 Nuthall-Wood (SP2)									Lister Knobbly Jaguar								
lap	Sect-1	Speed	Sect-2	Speed	Sect-3	Speed	TopSpeed	laptime pit	lap	Sect-1	Speed	Sect-2	Speed	Sect-3	Speed	Topspeed	laptime pit
1				107.9	17.523	92.4		1:35.016	4	25.669	93.0	47.911	101.4	16.839	88.8		1:30.419
2	24.701	96.5	47.706	107.0	15.915	94.7		1:28.322	5	26.782	97.8	49.651	98.7	18.276	84.7		1:34.709
3	24.653	97.3	47.456	107.4	16.328	92.5		1:28.437	6	26.919	98.0	57.537	25.4				38:59.757



**Session Start: 11:09:25 - Finish: 12:39:33**  
**Weather/Track Conditions: Cloudy / Dry**  
**Circuit: Donington Park National**  
**Track Length: 3.185 Km - 1.9791 miles**



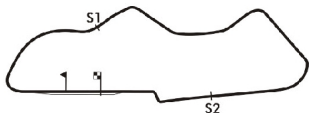
# Donington Historic Festival - 30 Apr - 2 May 2016

## GT & Sports Car Cup for pre-66 GT & pre-63 Sportscars

### Race 5 - Sector Analysis

23 Michael Birch (GT1)									Lotus Elite								
lap	Sect-1	Speed	Sect-2	Speed	Sect-3	Speed	TopSpeed	laptime pit	lap	Sect-1	Speed	Sect-2	Speed	Sect-3	Speed	Topspeed	laptime pit
1		87.4	51.226	97.4	17.676	85.7		1:48.804	27	30.216	84.6	58.342	94.0	20.060	84.4		1:48.618
2	27.007	88.5	50.645	98.4	17.134	87.3		1:34.786	28	29.688	80.9	54.433	96.7	18.727	85.3		1:42.848
3	26.891	90.9	50.430	97.6	17.420	86.2		1:34.741	29	28.610	84.7	53.592	87.3	18.346	85.9		1:40.548
4	27.278	91.2	51.584	99.0	17.006	86.2		1:35.868	30	27.729	86.8	53.328	90.5	18.592	84.9		1:39.649
5	27.089	88.8	50.692	98.0	17.094	86.9		1:34.875	31	28.235	86.3	52.604	95.0				1:42.918
6	27.625	88.3	49.978	98.0	16.892	87.0		1:34.495	32	Out	88.4	51.962	97.9	17.524	85.4		2:58.378 P
7	26.897	92.8	50.131	97.2	17.323	87.1		1:34.351	33	27.423	82.6	50.077	98.3	17.099	85.1		1:34.599
8	27.987	97.1	49.668	112.4	17.712	85.4		1:35.367	34	27.364	92.0	50.259	97.7	17.102	87.7		1:34.725
9	26.957	93.4	50.049	98.7	17.012	86.9		1:34.018	35	26.596	94.4	49.684	98.9	17.058	86.1		1:33.338
10	27.374	93.0	49.371	98.4	17.542	86.9		1:34.287	36	27.315	94.4	49.151	98.6	16.789	87.4		1:33.255
11	27.987	101.2	49.868	98.6	16.529	88.5		1:34.384	37	26.905	92.8	50.363	99.9	17.077	86.5		1:34.345
12	26.539	96.2	49.962	97.3	16.797	87.6		1:33.298	38	27.086	92.8	49.259	99.5	16.661	87.1		1:33.006
13	26.705	95.0	50.570	98.2	16.837	87.0		1:34.112	39	26.626	97.0	48.928	98.9	16.639	88.1		1:32.193
14	27.109	92.0	49.364	97.6	16.735	88.1		1:33.208	40	26.880	93.8	49.182	98.6	17.418	84.3		1:33.480
15	26.468	96.7	49.679	99.0	16.597	88.1		1:32.744	41	27.057	94.6	49.210	99.0	16.753	88.2		1:33.020
16	26.839	94.2	49.375	97.9	16.762	87.8		1:32.976	42	26.683	94.4	49.308	98.0	17.134	87.7		1:33.125
17	27.035	93.2	51.712	95.8	17.074	88.6		1:35.821	43	27.106	92.5	49.790	98.0	16.679	89.8		1:33.575
18	26.834	94.7	50.055	97.7	17.186	88.6		1:34.075	44	26.628	95.5	49.329	99.2	16.788	87.9		1:32.745
19	27.566	94.7	53.097	92.5				1:41.947	45	26.600	94.1	53.097	96.5	16.963	88.8		1:36.660
20		88.0	55.516	109.7	18.842	79.0		3:04.059 P	46	27.122	93.2	51.606	97.7	16.948	87.8		1:35.676
21	49.532	28.5	2:00.969	50.2	29.170	54.7		3:19.671	47	26.793	93.8	49.866	97.9	16.731	88.6		1:33.390
22	48.980	60.4	1:45.274	44.2	29.742	54.5		3:03.996	48	27.063	90.4	50.637	97.2	17.029	87.7		1:34.729
23	45.121	62.3	1:42.438	39.7	26.954	67.9		2:54.513	49	26.824	94.3	50.115	98.0	17.371	87.8		1:34.310
24	45.713	63.1	1:03.779	77.5	21.253	78.7		2:10.745	50	26.732	95.2	51.348	98.3	17.531	85.4		1:35.611
25	31.595	73.1	1:19.353	55.2	23.224	68.2		2:14.172	51	27.233	90.8	50.282	96.9	17.084	82.3		1:34.599
26	35.753	72.2	1:04.891	85.2	20.182	80.5		2:00.826	52								

25 Paul Garside (GT1)									Lotus Elite								
lap	Sect-1	Speed	Sect-2	Speed	Sect-3	Speed	TopSpeed	laptime pit	lap	Sect-1	Speed	Sect-2	Speed	Sect-3	Speed	Topspeed	laptime pit
1		86.5	51.445	99.3	17.448	87.4		1:49.779	10	26.644	93.0	49.097	101.4	16.243	87.3		1:31.984
2	26.901	90.9	50.399	99.9	16.858	87.8		1:34.158	11	26.669	93.3	50.931	99.8	16.868	86.4		1:34.468
3	27.161	89.1	49.959	102.3	17.504	80.3		1:34.624	12	26.816	91.2	49.416	100.6	16.778	86.8		1:33.010
4	27.774	90.2	51.804	98.7	17.596	86.4		1:37.174	13	27.126	91.6	49.839	100.6	16.880	86.9		1:33.845
5	27.443	79.6	50.157	100.8	17.139	85.8		1:34.739	14	41.046	86.3	51.236	97.9	16.882	87.2		1:49.164
6	26.985	89.1	49.614	99.8	16.801	87.8		1:33.400	15	27.906	86.7	49.788	100.8	16.795	88.2		1:34.489
7	26.903	99.7	49.747	102.8	16.799	85.4		1:33.449	16	26.989	90.0	51.134	99.9	17.688	85.3		1:35.811
8	26.943	91.3	49.980	100.5	16.695	85.8		1:33.618	17	27.055	90.4	50.311	100.8	16.826	87.4		1:34.192
9	26.860	93.0	49.591	100.2	16.708	87.4		1:33.159	18	27.082	86.6	1:23.396	88.0				2:14.694



Session Start: 11:09:25 - Finish: 12:39:33

Weather/Track Conditions: Cloudy / Dry

Circuit: Donington Park National

Track Length: 3.185 Km - 1.9791 miles



## Donington Historic Festival - 30 Apr - 2 May 2016

### GT & Sports Car Cup for pre-66 GT & pre-63 Sportscars

#### Race 5 - Sector Analysis

29 Steve Wright (GT1)									Porsche 356A Super								
lap	Sect-1	Speed	Sect-2	Speed	Sect-3	Speed	TopSpeed	laptime pit	lap	Sect-1	Speed	Sect-2	Speed	Sect-3	Speed	Topspeed	laptime pit
1		87.5	52.351	95.9	17.314	89.9		1:55.846	26	36.128	65.7	1:06.051	87.3	20.166	87.0		2:02.345
2	27.884	90.9	52.571	94.3	17.284	95.5		1:37.739	27	30.392	79.2	57.225	94.6	18.762	95.0		1:46.379
3	28.384	88.1	52.911	94.2	17.817	94.0		1:39.112	28	29.279	80.0	53.876	96.3	19.834	95.2		1:42.989
4	28.337	87.9	52.139	94.2	17.773	95.2		1:38.249	29	28.723	80.4	54.080	91.6	19.024	86.1		1:41.827
5	27.969	88.7	52.245	95.2	17.499	94.2		1:37.713	30	29.180	77.5	53.121	97.0	17.650	96.6		1:39.951
6	28.620	87.1	52.322	96.5	17.730	88.8		1:38.672	31	28.851	86.3	53.055	95.1	17.561	97.0		1:39.467
7	27.985	87.2	52.688	94.6	17.805	89.1		1:38.478	32	28.252	91.3	51.263	99.9	18.069	88.8		1:37.584
8	28.109	91.8	52.835	96.2	17.760	93.4		1:38.704	33	27.867	94.1	51.709	95.9	17.594	88.5		1:37.170
9	28.628	87.7	52.870	94.7	18.334	84.4		1:39.832	34	27.413	91.6	51.946	97.2	17.819	95.1		1:37.178
10	28.906	75.0	51.881	95.9	17.345	87.8		1:38.132	35	28.043	89.0	51.536	93.9	17.843	96.6		1:37.422
11	27.865	88.2	52.212	94.2	18.353	88.4		1:38.430	36	29.129	80.6	52.492	96.3	17.964	87.3		1:39.585
12	28.273	85.8	51.669	95.2	17.841	92.9		1:37.783	37	28.052	88.4	52.848	94.0	18.357	87.4		1:39.257
13	27.746	88.9	54.231	96.1	17.664	89.2		1:39.641	38	28.301	86.2	53.213	93.0				1:43.239
14	28.091	84.2	53.571	96.3	17.716	87.8		1:39.378	39		87.6	52.733	94.6	18.136	88.1		3:04.731 P
15	27.885	87.2	51.854	96.3	17.483	89.2		1:37.222	40	28.276	88.1	51.003	96.9	17.543	89.4		1:36.822
16	28.703	85.4	51.516	95.4	17.833	83.4		1:38.052	41	27.989	71.9	53.792	95.4	18.171	88.0		1:39.952
17	27.635	89.7	50.844	96.7	17.509	95.5		1:35.988	42	29.150	86.0	52.206	95.9	18.121	95.5		1:39.477
18	27.832	85.4	54.547	93.0	18.944	80.7		1:41.323	43	28.847	85.6	54.830	94.0	18.004	89.5		1:41.681
19	33.001	78.4	1:02.322	77.8	19.936			1:55.259	44	28.460	85.8	53.491	95.8	18.006	94.8		1:39.957
20	31.806	71.5	1:04.679	70.4				2:00.725	45	28.002	87.5	52.521	94.6	18.512	87.2		1:39.035
21		66.3	1:16.578	74.6	19.308	92.0		3:31.770 P	46	28.351	85.3	51.631	96.7	18.100	86.1		1:38.082
22	33.808	65.1	1:39.969	73.4	23.659			2:37.436	47	28.095	86.2	52.780	95.6	18.002	90.1		1:38.877
23	48.318	53.6	1:40.089	28.5	30.258			2:58.665	48	27.992	89.6	51.992	95.6	18.555	88.4		1:38.539
24	42.283	53.8	1:05.230	82.5	19.979	86.7		2:07.492	49	28.158	88.1	54.012	94.2	18.444	88.6		1:40.614
25	31.508	76.8	1:15.991	48.9	25.382	80.3		2:12.881	50	28.437	86.6	51.972	95.0	18.614	88.5		1:39.023

32 Batchelor-Ruddell-Ormond-Smith (GT2)									MGB								
lap	Sect-1	Speed	Sect-2	Speed	Sect-3	Speed	TopSpeed	laptime pit	lap	Sect-1	Speed	Sect-2	Speed	Sect-3	Speed	Topspeed	laptime pit
1		89.2	51.463	96.1	17.811	81.6		1:55.075	26	35.800	63.1	1:06.624	91.1	20.685	81.5		2:03.109
2	27.457	90.7	51.262	97.0	17.371	85.4		1:36.090	27	32.765	68.7	1:01.852	92.0	19.390	82.6		1:54.007
3	27.094	92.6	50.992	96.5	17.557	83.3		1:35.643	28	31.475	72.7	58.908	96.2	19.501	83.3		1:49.884
4	27.460	87.6	51.765	95.0	17.548	83.0		1:36.773	29	30.876	76.7	58.539	78.7	21.339	84.1		1:50.754
5	27.663	86.5	52.753	97.7	17.222	84.3		1:37.638	30	30.553	70.0	57.081	84.1	20.084	83.9		1:47.718
6	27.471	89.1	50.760	105.2	17.713	82.9		1:35.944	31	30.111	78.4	57.108	95.5	18.680	83.6		1:45.899
7	28.627	88.5	51.974	97.6	17.562	82.1		1:38.163	32	30.032	72.2	58.396	90.7				1:52.799
8	27.565	87.4	51.807	98.0	18.106	82.8		1:37.478	33		68.3	53.145	95.4	18.205	82.8		2:56.371 P
9	27.197	92.6	52.706	107.6	17.951	84.2		1:37.854	34	28.199	82.9	51.448	99.3	17.470	84.7		1:37.117
10	27.568	74.1	54.279	98.3	18.055	83.2		1:39.902	35	27.564	83.9	51.297	97.9	17.248	82.8		1:36.109
11	27.725	68.2	54.154	107.9	17.237	85.0		1:39.116	36	27.858	84.4	51.288	97.7	17.378	85.1		1:36.524
12	27.120	83.5	50.456	97.0	17.109	84.8		1:34.685	37	27.779	84.3	53.095	98.9	18.055	84.5		1:38.929
13	27.571	84.1	50.373	97.4	17.157	84.2		1:35.101	38	27.876	75.2	53.311	98.4	17.687	83.9		1:38.874
14	27.014	91.2	53.697	97.0	17.737	82.4		1:38.448	39	28.326	87.0	51.581	98.4	17.162	84.5		1:37.069
15	27.213	86.2	53.022	97.0	17.355	83.5		1:37.590	40	27.426	88.3	51.431	98.9	18.426	82.0		1:37.283
16	27.323	87.6	51.679	97.4	17.307	82.2		1:36.309	41	27.947	81.5	52.061	97.9	17.397	83.2		1:37.405
17	28.275	86.0	50.741	97.3	19.637	81.1		1:38.653	42	27.585	85.6	52.035	97.0	17.599	84.3		1:37.219
18	28.064	68.8	56.677	93.6	19.136	80.5		1:43.877	43	28.682	69.2	52.995	97.6	17.613	84.0		1:39.290
19	28.127	88.5	57.265	101.1				1:47.092	44	27.595	89.8	51.086	98.2	17.195	83.7		1:35.876
20		65.1	1:02.800	92.5	20.208	82.2		3:08.150 P	45	27.385	89.4	52.024	98.4	17.159	83.5		1:36.568
21	32.429	69.4	1:25.698	57.0	25.398	66.1		2:23.525	46	27.707	82.1	51.045	98.3	17.690	84.9		1:36.442
22	49.150	60.7	1:46.672	77.7	25.958			3:01.780	47	28.027	79.8	51.572	98.3	16.923	84.4		1:36.522
23	46.817	49.4	1:41.485	27.7	29.807	78.0		2:58.109	48	28.416	85.3	51.208	98.4	17.034	85.1		1:36.658
24	42.663	55.3	1:05.038	91.5	20.334	82.2		2:08.035	49	28.019	90.2	51.087	98.2	17.015	85.3		1:36.121
25	31.591	65.8	1:15.972	51.5	25.324	80.3		2:12.887	50	27.232	89.1	50.345	96.5	16.932	84.1		1:34.509



**Session Start: 11:09:25 - Finish: 12:39:33**

**Weather/Track Conditions: Cloudy / Dry**

**Circuit: Donington Park National**

**Track Length: 3.185 Km - 1.9791 miles**





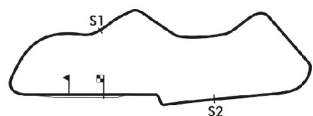
# Donington Historic Festival - 30 Apr - 2 May 2016

## GT & Sports Car Cup for pre-66 GT & pre-63 Sportscars

### Race 5 - Sector Analysis

48 Ward-Bull (GT2)									TVR Grantura MkIII										
lap	Sect-1	Speed	Sect-2	Speed	Sect-3	Speed	TopSpeed	laptime pit	lap	Sect-1	Speed	Sect-2	Speed	Sect-3	Speed	Topspeed	laptime	pit	
1					17.397	93.8		1:36.366	29	26.581	89.7	50.960	105.7	16.580	95.4		1:34.121		
2	26.608	95.8	49.892	107.6	18.265	93.3		1:34.765	30	25.873	91.3	48.439	107.0	16.187	94.7		1:30.499		
3	25.810	94.2	47.774	<u>109.8</u>	16.193	97.2		1:29.777	31	25.536	94.1	47.013	106.0	16.123	96.3		1:28.672		
4	25.078	94.2	47.493	108.3	16.105	96.3		1:28.676	32	24.996	96.2	46.895	106.9	15.691	96.5		1:27.582		
5	25.307	93.8	46.822	108.4	15.954	96.5		1:28.083	33	24.856	96.9	47.264	107.2	15.468	96.2		1:27.588		
6	25.301	97.8	47.241	108.8	15.952	96.7		1:28.494	34	24.821	99.4	46.136	107.0	15.561	97.3		1:26.518		
7	25.174	98.1	46.577	108.8	16.092	95.9		1:27.843	35	24.610	98.1	46.310	107.0	15.541	97.2		1:26.461		
8	28.217	98.7	47.274	107.9	16.354	94.8		1:31.845	36	24.539	98.7	46.126	107.9	15.623	96.6		<u>1:26.288</u>		
9	25.061	100.6	46.804	107.7	16.154	95.2		1:28.019	37	25.029	97.1	47.363	108.8	15.414	97.3		1:27.806		
10	25.116	90.9	48.233	108.1	16.861	95.2		1:30.210	38	<u>24.471</u>	92.5	46.750	108.4	<u>15.379</u>	97.0		1:26.600		
11	25.606	95.1	46.934	108.1	16.644	94.4		1:29.184	39	25.274	<u>105.9</u>	<u>46.016</u>	109.1				1:30.275		
12	25.625	89.5	47.100	109.1	16.402	96.9		1:29.127	40	Out	90.8	47.208	104.7	15.949	97.2		2:30.674	P	
13	24.931	95.0	47.291	107.2	16.173	95.4		1:28.395	41	24.838	98.6	46.698	106.9	15.793	96.2		1:27.329		
14	25.353	87.0	47.220	107.2	16.279	95.2		1:28.852	42	25.795	93.9	46.795	108.1	15.840	<u>97.6</u>		1:28.430		
15	25.490	98.1	46.748	107.7	15.951	95.9		1:28.189	43	26.196	93.7	46.668	107.7	15.626	<u>97.3</u>		1:28.490		
16	25.000	94.2	47.884	106.9	16.153	95.0		1:29.037	44	24.969	98.3	46.480	107.9	15.694	96.9		1:27.143		
17	25.309	97.7	46.610	107.4	16.019	96.3		1:27.938	45	25.140	97.8	46.954	107.9	15.845	95.9		1:27.939		
18	25.258	94.7	48.487	106.9	15.942	95.8		1:29.687	46	24.887	98.3	46.333	108.1	16.828	93.6		1:28.048		
19	24.869	99.6	46.650	107.9	15.716	96.3		1:27.235	47	25.040	96.2	46.866	108.1	15.776	95.9		1:27.682		
20	24.900	96.2	1:14.753	68.3				2:01.725	48	25.381	93.7	46.531	107.9	15.800	96.2		1:27.712		
21		76.0	1:04.348	75.3	20.696	81.6		3:19.718	P	49	24.883	97.0	48.078	107.4	15.838	96.3		1:28.799	
22	30.558	37.8	2:01.281	40.9	27.349	58.7		2:59.188		50	24.855	98.1	46.690	108.1	15.750	96.5		1:27.295	
23	49.944	48.6	1:44.001	46.5	28.813	57.7		3:02.758		51	25.081	95.2	47.144	107.6	15.657	97.0		1:27.882	
24	47.647	60.3	1:41.081	35.6	26.445	63.6		2:55.173		52	24.912	93.9	48.605	107.4	15.842	95.8		1:29.359	
25	46.505	68.2	1:03.528	72.9	20.072	71.0		2:10.105		53	25.127	95.4	46.847	107.6	15.775	96.2		1:27.749	
26	32.839	71.1	1:18.872	51.5	22.866	78.6		2:14.577		54	24.695	97.8	47.260	107.6	15.791	96.2		1:27.746	
27	37.666	66.1	1:03.281	91.0	18.683	94.3		1:59.630		55	24.892	92.9	47.217	107.2	15.998	95.8		1:28.107	
28	28.389	81.6	54.530	105.7	17.515	94.3		1:40.434		56									

49 Hooper-Emmerling (GT2)									TVR Grantura MkIII										
lap	Sect-1	Speed	Sect-2	Speed	Sect-3	Speed	TopSpeed	laptime pit	lap	Sect-1	Speed	Sect-2	Speed	Sect-3	Speed	Topspeed	laptime	pit	
1					17.761	87.3		1:47.446	25	29.321	76.5	54.168	99.6	19.384	89.1		1:42.873		
2	27.050	87.4	49.688	102.0	17.150	91.1		1:33.888	26	28.775	78.0	53.571	99.0	19.097	89.5		1:41.443		
3	26.538	90.7	49.518	103.3	16.799	91.7		1:32.855	27	27.781	83.9	51.284	101.1	18.291	90.4		1:37.356		
4	26.732	89.6	49.571	102.0	17.226	90.9		1:33.529	28	27.138	85.9	50.785	102.8	17.314	90.9		1:35.237		
5	26.977	86.4	50.609	101.6	17.414	90.0		1:35.000	29	27.130	89.8	50.504	102.8	17.837	91.5		1:35.471		
6	26.679	93.4	49.678	103.1	17.360	90.5		1:33.717	30	27.015	89.5	49.619	102.2	17.626	90.0		1:34.260		
7	26.625	89.7	49.777	102.0	17.272	90.5		1:33.674	31	26.907	90.5	50.122	103.0	17.537	89.7		1:34.566		
8	26.433	90.2	49.633	102.3	16.944	92.0		1:33.010	32	27.249	84.3	49.545	103.9	17.247	90.7		1:34.041		
9	26.448	93.8	49.685	102.6	17.116	91.9		1:33.249	33	26.757	81.4	50.435	104.1	17.007	90.5		1:34.199		
10	26.708	89.7	50.749	103.1	17.524	89.7		1:34.981	34	26.916	86.0	49.780	103.3	17.269	90.1		1:33.965		
11	26.810	89.4	49.787	102.8	16.982	92.0		1:33.579	35	26.592	85.0	49.798	102.3	16.979	91.9		1:33.369		
12	26.529	90.4	50.125	102.2	17.123	<u>92.4</u>		1:33.777	36	26.551	90.4	48.813	103.3	17.139	91.1		1:32.503		
13	26.532	91.5	51.880	103.9	17.668	91.4		1:36.080	37	26.480	86.6	49.773	103.6	16.913	92.2		1:33.166		
14	26.452	89.2	<u>48.590</u>	103.7	<u>16.533</u>	91.5		1:31.575	38	26.211	83.0	49.650	102.5	16.861	91.4		1:32.722		
15	<u>25.824</u>	<u>95.2</u>	49.922	<u>105.0</u>	17.053	89.3		1:32.799	39	26.567	86.3	48.987	103.4	17.101	91.6		1:32.655		
16	26.199	91.9	49.088	103.3	16.567	91.5		1:31.854	40	26.044	87.9	1:02.198	102.5	17.375	90.9		1:45.617		
17	25.863	94.2	48.961	103.6	16.597	92.2		<u>1:31.421</u>	41	26.242	85.3	48.920	103.9	16.990	90.0		1:32.152		
18	26.092	93.3	49.942	103.6	17.187	92.2		1:33.221	42	26.449	86.3	49.637	104.1				1:36.571		
19	26.015	94.2	9:54.907	73.9				10:46.243	43		81.2	54.392	91.7	17.646	90.4		2:45.251	P	
20		60.1	1:39.764	26.0	29.598	72.6		3:53.977	P	44	27.192	88.9	51.977	100.8	16.868	91.5		1:36.037	
21	42.867	45.6	1:04.985	78.4	19.690	88.1		2:07.542		45	27.093	88.7	50.674	101.6	17.618	91.2		1:35.385	
22	32.278	67.0	1:15.912	50.3	25.099	73.9		2:13.289		46	26.805	88.9	52.151	102.2	17.357	90.4		1:36.313	
23	35.998	63.3	1:05.560	88.2	20.396	90.1		2:01.954		47	27.020	86.5	51.261	101.3	16.951	91.1		1:35.232	
24	29.806	76.1	54.957	100.2	19.007	88.6		1:43.770		48	26.584	89.7	50.174	100.5	16.999	89.3		1:33.757	



**Session Start: 11:09:25 - Finish: 12:39:33**  
**Weather/Track Conditions: Cloudy / Dry**  
**Circuit: Donington Park National**  
**Track Length: 3.185 Km - 1.9791 miles**







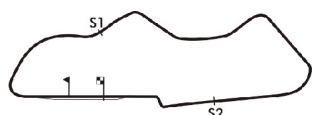
# Donington Historic Festival - 30 Apr - 2 May 2016

## GT & Sports Car Cup for pre-66 GT & pre-63 Sportscars

### Race 5 - Sector Analysis

68 Marc Gordon (GT3)									Jaguar XK150								
lap	Sect-1	Speed	Sect-2	Speed	Sect-3	Speed	TopSpeed	laptime pit	lap	Sect-1	Speed	Sect-2	Speed	Sect-3	Speed	Topspeed	laptime pit
1		83.9	51.024	104.1	17.712	90.5		1:50.806	26	31.977	72.7	59.777	93.1	19.997	81.5		1:51.751
2	27.370	85.2	50.300	103.3	17.206	91.4		1:34.876	27	32.274	76.9	57.425	95.9	18.482	88.8		1:48.181
3	27.308	86.5	50.450	104.4	17.494	90.1		1:35.252	28	29.165	76.9	55.765	100.2	18.169	88.4		1:43.099
4	27.413	86.4	51.095	100.8	17.562	91.5		1:36.070	29	29.471	85.2	55.286	84.9	19.173	89.8		1:43.930
5	27.239	85.6	51.483	103.1	18.053	90.0		1:36.775	30	28.328	81.1	53.957	91.2	18.404	90.1		1:40.689
6	27.105	88.9	50.913	104.4	16.983	90.7		1:35.001	31	27.670	81.3	53.899	94.8	18.325	89.1		1:39.894
7	27.264	87.4	51.445	104.7	17.203	89.9		1:35.912	32	27.723	84.1	54.814	98.2	18.127	89.8		1:40.664
8	27.254	85.1	51.878	104.6	17.594	90.9		1:36.726	33	28.296	78.5	53.452	95.4	17.652	90.1		1:39.400
9	27.155	80.2	52.494	103.1	17.254	91.4		1:36.903	34	28.157	85.6	51.566	104.1				1:41.003
10	27.413	84.0	52.333	103.9	17.230	90.3		1:36.976	35	Out	84.3	51.193	102.6	18.467	89.8		3:00.919 P
11	27.814	81.2	52.005	105.0	17.635	90.0		1:37.454	36	27.370	85.4	51.443	103.9	17.652	90.7		1:36.465
12	27.839	84.2	50.944	104.2	17.092	91.4		1:35.875	37	27.114	87.0	50.030	104.7	17.863	91.1		1:35.007
13	27.235	82.3	51.831	104.2	17.478	88.7		1:36.544	38	27.858	79.3	53.433	104.6	17.234	89.7		1:38.525
14	27.774	84.7	50.907	104.1	17.629	89.4		1:36.310	39	27.254	86.7	50.189	104.9	16.994	92.0		1:34.437
15	27.570	84.2	51.478	101.4	17.506	89.7		1:36.554	40	26.778	88.3	49.703	105.2	17.280	91.9		1:33.761
16	27.512	74.2	51.216	103.9	17.515	87.0		1:36.243	41	27.155	82.4	50.687	105.9	17.766	90.4		1:35.608
17	27.231	87.4	51.371	103.6	17.400	90.6		1:36.002	42	27.773	78.7	50.100	105.2	16.842	91.6		1:34.715
18	27.305	85.9	53.468	101.4			1:41.024		43	26.656	88.8	50.584	105.5	16.868	92.1		1:34.108
19	Out	74.8	1:11.679	31.0	33.338	47.9		3:38.710 P	44	26.717	88.9	49.705	104.6	16.955	92.1		1:33.377
20	1:02.893	35.3	1:56.694	40.6	31.462	43.6		3:31.049	45	27.348	82.6	50.878	105.4	16.899	91.7		1:35.125
21	52.349	45.5	1:39.910	44.4	29.807	41.7		3:02.066	46	26.939	88.3	50.519	101.9	17.916	91.5		1:35.374
22	50.318	49.8	1:38.956	42.1	28.228	47.9		2:57.502	47	26.856	88.8	49.880	105.5	17.236	92.6		1:33.972
23	45.368	67.1	59.849	91.9	19.118	87.0		2:04.335	48	26.690	90.1	51.240	104.2	17.253	92.2		1:35.183
24	29.944	78.2	58.499	85.3	19.252	85.7		1:47.695	49	27.088	90.7	49.706	105.2	18.135	91.1		1:34.929
25	30.658	76.6	59.635	91.9	19.689	79.7		1:49.982	50	27.327	89.8	50.104	103.6	17.204	91.0		1:34.635

75 Voyazides-Hadfield (GT4)									AC Cobra 289								
lap	Sect-1	Speed	Sect-2	Speed	Sect-3	Speed	TopSpeed	laptime pit	lap	Sect-1	Speed	Sect-2	Speed	Sect-3	Speed	Topspeed	laptime pit
1				122.9	15.163	111.3		1:23.590	26	50.728	49.9	1:40.320	32.9	26.092	59.3		2:57.140
2	23.121	110.2	43.432	123.8	14.981	109.0		1:21.534	27	46.126	64.6	1:05.242	82.1	19.379	78.7		2:10.747
3	23.154	111.1	47.086	123.3	15.159	110.2		1:25.399	28	35.022	66.1	1:18.220	56.7	23.321	65.6		2:16.563
4	22.797	112.4	43.189	124.9	14.877	109.8		1:20.863	29	36.055	70.5	1:04.852	81.1	18.353	93.1		1:59.260
5	22.964	110.4	43.404	126.6	14.794	109.8		1:21.162	30	26.233	93.4	50.673	110.9	17.133	102.2		1:34.039
6	22.938	111.5	43.672	127.8	14.848	110.0		1:21.458	31	25.842	94.6	48.530	115.9	16.481	103.7		1:30.853
7	23.709	102.0	44.112	126.3	15.041	108.4		1:22.862	32	24.984	98.8	46.906	120.9	15.835	108.8		1:27.725
8	23.351	98.4	44.186	123.8	14.969	109.8		1:22.506	33	24.539	102.7	46.408	121.3	15.883	108.6		1:26.830
9	22.949	110.9	43.758	124.7	14.924	109.5		1:21.631	34	25.076	99.0	45.117	120.7	15.138	112.6		1:25.331
10	23.066	110.2	44.308	127.3	14.862	109.3		1:22.236	35	23.447	107.4	44.484	123.3	16.014	111.5		1:23.945
11	23.147	107.9	43.938	124.7	15.116	110.2		1:22.201	36	23.195	101.3	44.632	122.4	15.045	112.0		1:22.872
12	23.589	109.3	43.849	126.3	15.075	110.4		1:22.513	37	23.231	110.0	45.306	123.8	14.969	112.2		1:23.506
13	23.304	106.6	43.964	125.6	15.383	108.3		1:22.651	38	23.048	107.9	43.780	123.3	14.713	113.2		1:21.541
14	23.501	98.8	44.930	125.9	15.354	106.9		1:23.785	39	23.070	107.4	44.128	123.1	15.503	108.8		1:22.701
15	23.139	108.1	44.103	124.7	15.303	107.9		1:22.545	40	23.029	107.3	43.357	124.7	14.803	111.3		1:21.189
16	23.247	105.4	44.008	124.0	14.914	109.7		1:22.169	41	22.851	110.8	43.274	126.8	14.645	113.2		1:20.770
17	23.465	105.4	44.924	127.3	14.885	110.6		1:23.274	42	22.787	108.3	43.237	122.9	16.361	98.9		1:22.385
18	23.388	98.1	44.322	127.0	14.900	109.1		1:22.610	43	23.618	104.8	44.392	126.8	14.664	110.2		1:22.674
19	23.405	102.1	44.911	125.2	14.599	110.0		1:22.915	44	23.310	108.3	44.127	124.9				1:25.693
20	23.120	112.6	43.560	124.5	15.459	105.2		1:22.139	45	Out	99.9	44.801	121.8	15.141	110.4		2:13.296 P
21	23.317	109.7	44.836	124.5	14.945	108.6		1:23.098	46	23.300	102.9	43.874	126.1	14.984	110.0		1:22.158
22	23.313	109.5	46.325	98.3				1:31.367	47	23.262	109.3	44.059	125.4	16.678	99.6		1:23.999
23	Out	98.1	54.103	96.5	21.247	47.6		2:35.603 P	48	23.379	104.6	43.780	126.3	15.048	113.2		1:22.207
24	1:01.762	24.4	1:59.564	32.7	30.224	42.6		3:31.550	49	23.125	103.0	43.440	120.7	16.405	98.0		1:22.970
25	50.181	49.6	1:43.110	47.0	26.376	65.4		2:59.667	50	23.854	106.6	4:54.059	47.5				15:50.793



Session Start: 11:09:25 - Finish: 12:39:33  
 Weather/Track Conditions: Cloudy / Dry  
 Circuit: Donington Park National  
 Track Length: 3.185 Km - 1.9791 miles





# Donington Historic Festival - 30 Apr - 2 May 2016

## GT & Sports Car Cup for pre-66 GT & pre-63 Sportscars

### Race 5 - Sector Analysis

84 Read Gomm (GT4)									Jaguar E-type								
lap	Sect-1	Speed	Sect-2	Speed	Sect-3	Speed	TopSpeed	laptime pit	lap	Sect-1	Speed	Sect-2	Speed	Sect-3	Speed	Topspeed	laptime pit
1				115.3	17.395	99.8		1:35.711	9	24.828	97.3	46.544	117.1	15.850	102.2		1:27.222
2	25.358	94.2	47.100	114.1	15.968	103.9		1:28.426	10	24.475	93.5	46.463	116.9	15.674	102.3		1:26.612
3	25.118	93.8	47.170	113.2	15.962	103.9		1:28.250	11	24.657	97.3	47.782	114.9	15.536	101.6		1:27.975
4	25.480	95.0	47.280	112.4	15.877	102.6		1:28.637	12	24.557	98.4	46.265	114.5	16.339	101.3		1:27.161
5	24.951	85.9	48.367	114.9	15.647	103.1		1:28.965	13	24.516	97.3	47.164	115.1	15.597	101.1		1:27.277
6	24.962	96.7	47.259	115.3	15.591	102.2		1:27.812	14	24.732	97.6	49.571	103.3				1:35.126
7	24.769	97.0	45.842	116.5	15.931	101.9		1:26.542	15	Out	93.5	54.242	79.6	In			3:19.889 P
8	25.043	98.4	46.079	116.5	15.602	101.9		1:26.724	16								

90 Pearson G-Pearson J (GT4)									Jaguar E-type								
lap	Sect-1	Speed	Sect-2	Speed	Sect-3	Speed	TopSpeed	laptime pit	lap	Sect-1	Speed	Sect-2	Speed	Sect-3	Speed	Topspeed	laptime pit
1				120.5	16.637	99.3		1:25.596	13	23.449	97.0	43.222	120.2	14.626	103.7		1:21.297
2	23.212	102.4	43.746	120.9	14.706	119.0		1:21.664	14	23.237	110.4	44.183	123.3	14.553	117.7		1:21.973
3	23.048	101.6	44.752	120.5	14.639	119.0		1:22.439	15	23.201	105.1	44.402	120.0	14.503	120.0		1:22.106
4	22.902	108.5	43.208	120.0	14.744	103.7		1:20.854	16	22.999	107.4	43.547	120.2	15.046	98.7		1:21.592
5	22.735	113.0	43.354	121.5	14.475	120.2		1:20.564	17	22.728	114.7	43.184	119.2	14.538	105.0		1:20.450
6	22.899	104.9	43.184	121.1	16.143	113.2		1:22.226	18	22.639	109.5	43.162	118.3	14.560	119.2		1:20.361
7	23.640	99.9	43.411	120.5	15.077	117.7		1:22.128	19	23.153	99.4	44.113	120.9	14.892	103.9		1:22.158
8	23.141	103.2	43.995	119.4	14.597	102.3		1:21.733	20	22.885	104.9	42.893	122.0	14.551	117.5		1:20.329
9	22.963	108.1	43.245	120.2	14.463	120.5		1:20.671	21	22.894	108.5	43.664	122.9	14.738	119.0		1:21.296
10	22.957	108.5	43.465	120.2	14.559	120.7		1:20.981	22	22.959	110.8	49.357	114.1				1:38.884
11	22.761	102.7	44.133	120.5	14.574	113.4		1:21.468	23		88.5	58.445	70.1	24.861			2:42.848 P
12	23.098	106.8	43.580	120.9	14.917	117.9		1:21.595	24								

91 Thomas-Lockie (GT4)									Jaguar E-type								
lap	Sect-1	Speed	Sect-2	Speed	Sect-3	Speed	TopSpeed	laptime pit	lap	Sect-1	Speed	Sect-2	Speed	Sect-3	Speed	Topspeed	laptime pit
1				127.0	15.096	112.6		1:24.079	12	23.140	104.1	43.479	127.5	15.180	112.0		1:21.799
2	23.243	107.4	43.916	121.8	15.120	112.2		1:22.279	13	23.212	98.0	44.825	127.3	14.719	112.2		1:22.756
3	22.695	104.5	45.515	127.3	14.531	112.0		1:22.741	14	23.344	100.3	44.341	126.3	15.056	109.5		1:22.741
4	22.827	101.5	43.180	126.8	14.723	110.7		1:20.730	15	23.651	95.2	45.261	125.9	15.196	112.2		1:24.108
5	22.988	104.8	42.994	128.0	14.671	111.8		1:20.653	16	23.784	101.8	44.105	127.3	14.678	109.8		1:22.567
6	22.916	101.6	43.229	128.0	14.978	110.7		1:21.123	17	23.485	103.5	43.444	126.3	14.856	111.5		1:21.785
7	23.377	100.6	43.584	126.8	14.850	112.4		1:21.811	18	23.252	100.2	45.035	125.4	14.959	111.7		1:23.246
8	23.496	100.4	44.770	127.0	14.690	110.2		1:22.956	19	23.157	105.9	44.070	126.6	14.732	111.8		1:21.959
9	23.110	104.3	43.324	127.3	14.631	112.4		1:21.065	20	23.372	105.9	45.093	126.3	14.478	111.1		1:22.943
10	23.017	105.9	43.187	126.6	14.815	111.3		1:21.019	21	23.319	103.2	56.002	126.1	14.810	111.3		1:34.131
11	23.697	97.4	44.418	128.3	14.848	112.0		1:22.963	22								



Session Start: 11:09:25 - Finish: 12:39:33

Weather/Track Conditions: Cloudy / Dry

Circuit: Donington Park National

Track Length: 3.185 Km - 1.9791 miles

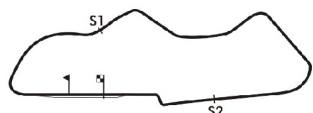
# Donington Historic Festival - 30 Apr - 2 May 2016

## GT & Sports Car Cup for pre-66 GT & pre-63 Sportscars

### Race 5 - Sector Analysis

92 Warburton-Newall (GT4)									Jaguar E-type								
lap	Sect-1	Speed	Sect-2	Speed	Sect-3	Speed	TopSpeed	laptime pit	lap	Sect-1	Speed	Sect-2	Speed	Sect-3	Speed	Topspeed	laptime pit
1								1:34.243	29	26.332	92.5	51.712	111.7	17.001	99.3		1:35.045
2	25.062	94.2	47.213	115.9	17.113	100.5		1:28.410	30	25.662	97.4	48.556	113.9	16.169	103.1		1:30.387
3	24.911	96.2	47.199	116.1	16.632	101.3		1:28.742	31	24.550	98.1	46.860	119.2	15.922	104.2		1:27.332
4	25.155	95.2	46.520	115.9	16.302	101.1		1:27.977	32	24.489	104.0	46.087	119.4	15.989	103.4		1:26.565
5	26.330	81.9	47.833	113.5	16.221	100.6		1:30.384	33	24.448	106.8	44.687	118.5	15.043	<u>108.8</u>		1:24.178
6	24.729	96.3	46.568	116.3	16.032	102.5		1:27.329	34	23.721	109.0	44.470	115.1	15.325	105.5		1:23.516
7	24.609	98.8	46.058	117.3	16.073	103.7		1:26.740	35	23.679	106.4	45.055	120.5				1:26.454
8	24.537	99.3	46.040	117.7	16.069	99.6		1:26.646	36		91.8	47.729	105.5	16.668	102.2		2:18.818 P
9	24.788	96.9	46.497	118.5	15.913	101.7		1:27.198	37	24.925	95.6	46.822	115.7	16.206	100.6		1:27.953
10	24.413	100.6	46.558	117.7	15.608	102.6		1:26.579	38	24.602	96.5	46.601	115.9	16.075	102.6		1:27.278
11	24.401	95.8	47.673	117.7	15.526	102.8		1:27.600	39	24.893	92.9	47.056	118.1	16.134	103.0		1:28.083
12	24.354	97.3	46.392	117.9	15.965	100.3		1:26.711	40	24.701	93.7	46.024	118.5	16.297	102.0		1:27.022
13	25.073	95.1	46.961	116.5	15.933	101.3		1:27.967	41	25.401	96.9	47.455	118.1	16.028	105.5		1:28.884
14	24.857	93.0	46.518	111.1				1:30.546	42	24.612	93.7	47.203	117.9	15.617	102.5		1:27.432
15		105.3	44.559	119.4	15.744	98.4		2:04.263 P	43	24.527	93.9	46.607	117.3	15.410	104.6		1:26.544
16	23.757	107.4	43.850	119.4	14.999	103.4		1:22.606	44	24.328	100.2	46.087	119.0	15.944	103.3		1:26.359
17	24.299	97.0	45.066	119.4	14.992	105.7		1:24.357	45	24.545	97.3	46.161	118.1	16.564	102.5		1:27.270
18	<u>23.200</u>	<u>110.4</u>	45.139	118.3	14.927	106.9		1:23.266	46	24.546	93.5	47.730	116.5	16.078	100.6		1:28.354
19	23.343	107.4	43.745	<u>120.7</u>	15.113	107.4		<u>1:22.201</u>	47	24.519	100.9	45.900	116.5	16.000	102.5		1:26.419
20	23.624	107.8	47.928	117.3	<u>14.904</u>	105.5		1:26.456	48	24.925	97.7	46.213	117.1	16.177	102.5		1:27.315
21	26.270	79.4	55.227	88.6	19.101			1:40.598	49	24.571	98.6	47.140	114.3	16.326	105.0		1:28.037
22	27.887	94.2	54.578	92.7	19.457			1:41.922	50	24.830	99.4	45.846	117.3	15.671	103.3		1:26.347
23	1:00.525	25.9	1:59.420	41.3	30.443	49.8		3:30.388	51	24.562	99.9	46.691	117.3	16.308	100.8		1:27.561
24	49.997	54.6	1:44.407	54.6	31.003			3:05.407	52	24.360	98.7	46.274	114.7	16.305	100.6		1:26.939
25	45.240	51.8	1:40.020	32.4	27.935	55.7		2:53.195	53	25.399	96.3	46.198	117.3	15.990	102.5		1:27.587
26	45.525	72.0	1:03.555	83.5	19.836	72.9		2:08.916	54	24.707	99.1	46.380	116.7	15.903	103.1		1:26.990
27	34.910	59.2	1:18.234	59.5	23.940	50.7		2:17.084	55	24.539	99.0	46.194	118.5	15.825	102.0		1:26.558
28	35.189	69.8	1:04.526	80.1	18.043	97.4		1:57.758	56	24.647	97.4	46.156	115.1	17.093	98.6		1:27.896

95 Wakeman-Blakeney-Edwards (GT4)									Lister Jaguar								
lap	Sect-1	Speed	Sect-2	Speed	Sect-3	Speed	TopSpeed	laptime pit	lap	Sect-1	Speed	Sect-2	Speed	Sect-3	Speed	Topspeed	laptime pit
1				115.7	15.591	107.4		1:31.847	30	27.097	85.2	49.706	115.9	16.223	102.3		1:33.026
2	24.024	<u>105.6</u>	45.524	118.1	15.753	102.0		1:25.301	31	25.509	93.8	48.548	114.7	16.327	103.3		1:30.384
3	25.032	95.1	45.470	116.7	15.356	106.4		1:25.858	32	24.780	95.6	48.261	106.2	16.076	104.7		1:29.117
4	24.411	104.0	45.092	<u>120.2</u>	15.473	103.7		1:24.976	33	26.228	85.9	48.848	115.1	15.824	103.9		1:30.900
5	24.442	95.8	45.296	116.7	15.604	104.4		1:25.342	34	24.573	96.6	47.743	109.1	15.818	104.4		1:28.134
6	24.654	96.5	45.349	115.9	15.735	102.6		1:25.738	35	24.618	88.3	48.618	108.8	16.467	102.8		1:29.703
7	24.389	97.6	45.026	111.8	15.580	105.7		1:24.995	36	24.443	98.8	47.223	112.0	15.994	101.6		1:27.660
8	24.449	97.8	45.340	116.3	15.717	103.4		1:25.506	37	24.244	101.2	46.053	114.3	15.530	103.7		1:25.827
9	24.393	98.7	45.947	112.6	16.474	102.8		1:26.814	38	24.666	98.6	45.526	116.9	15.415	103.3		1:25.607
10	24.853	94.6	45.848	113.2	15.983	103.1		1:26.684	39	24.638	89.5	45.614	116.3	15.468	103.6		1:25.720
11	24.476	93.7	45.573	113.7	15.612	106.0		1:25.661	40	23.790	99.1	45.687	109.7				1:27.421
12	24.438	97.4	44.649	118.1	16.070	104.4		1:25.157	41	Out	88.0	48.048	105.4	16.325	103.7		2:09.697 P
13	24.292	95.9	45.449	115.9	15.619	106.2		1:25.360	42	25.029	95.1	46.464	106.4	15.886	105.2		1:27.379
14	24.059	100.0	44.536	119.0	15.194	106.7		<u>1:23.789</u>	43	24.808	87.0	49.634	107.2	15.971	104.7		1:30.413
15	24.185	92.4	45.457	115.7	15.404	105.9		1:25.046	44	24.797	95.8	46.153	110.7	16.035	105.2		1:26.985
16	<u>23.709</u>	101.0	45.265	117.5	15.169	104.7		1:24.143	45	24.647	103.3	45.896	115.5	15.582	105.4		1:26.125
17	24.172	97.7	<u>44.415</u>	117.1	15.671	104.1		1:24.258	46	24.431	98.4	46.264	113.7	16.170	<u>108.1</u>		1:26.865
18	24.354	94.7	45.289	115.7	15.388	105.2		1:25.031	47	24.450	96.2	46.778	115.7	16.144	103.3		1:27.372
19	24.404	97.3	46.220	113.9	15.545	105.2		1:26.169	48	24.476	98.0	46.000	115.5	<u>15.157</u>	106.7		1:25.633
20	24.646	100.4	46.417	112.6	15.474	105.5		1:26.537	49	24.087	97.8	45.469	116.9	15.621	105.4		1:25.177
21	24.725	95.8	52.658	104.4				1:38.672	50	24.410	98.4	45.544	116.1	15.848	106.0		1:25.802
22	Out	93.0	55.290	34.9	33.068	49.7		2:40.600 P	51	24.401	91.9	45.654	114.1	15.276	107.7		1:25.331
23	1:02.782	30.2	1:59.057	41.7	31.207	46.2		3:33.046	52	24.520	98.8	45.867	111.8	15.556	105.9		1:25.943
24	51.161	47.6	1:41.960	47.6	27.676	46.5		3:00.797	53	24.553	98.3	45.958	110.2	15.759	106.5		1:26.270
25	50.424	48.2	1:39.819	38.6	27.145	54.1		2:57.388	54	25.130	95.6	47.849	112.0	15.882	104.1		1:28.861
26	44.978	74.3	58.484	91.2	18.873	88.1		2:02.335	55	25.027	94.8	45.827	114.9	15.614	104.2		1:26.468
27	30.029	79.3	58.961	78.1	19.094	87.0		1:48.084	56	25.294	90.2	47.099	109.0	16.185	103.9		1:28.578
28	31.051	77.2	59.239	80.8	19.945	80.3		1:50.235	57	25.579	93.0	46.526	112.0	15.683	102.0		1:27.788
29	31.553	72.6	59.262	92.6	20.291	98.9		1:51.106	58								



Session Start: 11:09:25 - Finish: 12:39:33

Weather/Track Conditions: Cloudy / Dry

Circuit: Donington Park National

Track Length: 3.185 Km - 1.9791 miles

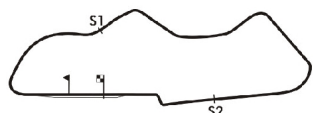
# Donington Historic Festival - 30 Apr - 2 May 2016

## GT & Sports Car Cup for pre-66 GT & pre-63 Sportscars

### Race 5 - Sector Analysis

97 Lawson-Tate (GT4)									Shelby Mustang								
lap	Sect-1	Speed	Sect-2	Speed	Sect-3	Speed	TopSpeed	laptime pit	lap	Sect-1	Speed	Sect-2	Speed	Sect-3	Speed	Topspeed	laptime pit
1				113.0	15.936			1:33.590	29	28.669	83.3	55.586	109.5	18.068	101.4		1:42.323
2	27.029	98.7	47.073	109.8	16.023	106.5		1:30.125	30	27.481	86.3	50.923	109.3	17.435	90.4		1:35.839
3	25.155	95.2	46.788	111.5	16.128	94.3		1:28.071	31	26.499	88.0	48.805	116.3	16.567	105.0		1:31.871
4	25.116	97.8	46.447	113.4	16.147	106.0		1:27.710	32	26.002	92.1	48.081	102.6	16.713	104.2		1:30.796
5	25.830	95.2	47.445	116.3	15.735	101.1		1:29.010	33	25.661	92.0	48.000	113.2	16.459	101.9		1:30.120
6	25.139	100.0	46.335	116.9	15.645	105.5		1:27.119	34	25.179	94.7	48.318	114.5	16.348	91.0		1:29.845
7	24.675	101.0	46.173	116.1	15.872	105.7		1:26.720	35	25.966	95.1	47.565	116.9	15.639	106.4		1:29.170
8	24.613	97.3	46.435	112.6	15.915	103.7		1:26.963	36	25.213	94.4	47.469	117.7	16.084	106.5		1:28.766
9	24.969	93.4	46.761	113.7	15.664	104.6		1:27.394	37	25.313	93.5	47.135	110.4	16.213	105.9		1:28.661
10	24.719	101.5	46.097	114.7	15.497	105.5		1:26.313	38	25.511	94.3	46.585	117.1	16.141	106.5		1:28.237
11	24.530	<u>101.6</u>	46.446	115.5	<u>15.452</u>	104.2		1:26.428	39	25.706	96.2	47.411	115.9	15.989	<u>107.9</u>		1:29.106
12	24.629	99.9	46.390	112.2	17.797	24.4		1:28.816	40	24.948	97.0	46.774	<u>121.8</u>	15.911	107.7		1:27.633
13	<u>22.438</u>	101.3	46.053	116.1	15.552	105.9		<u>1:24.043</u>	41	25.210	86.2	48.620	117.1	15.920	107.7		1:29.750
14	25.563	90.9	48.267	115.9	15.662	104.9		1:29.492	42	25.006	94.4	48.700	114.9				1:33.177
15	25.485	100.9	<u>45.957</u>	114.5	15.557	104.1		1:26.999	43		93.0	47.204	104.6	16.109	105.9		2:23.180 P
16	25.410	96.3	46.415	115.9	15.608	103.4		1:27.433	44	25.121	100.0	46.168	109.8	15.996	105.0		1:27.285
17	24.663	97.7	46.230	115.1	15.699	105.2		1:26.592	45	24.533	100.6	46.765	114.1	16.205	90.0		1:27.503
18	24.876	95.6	46.088	115.7	15.743	105.5		1:26.707	46	25.169	94.4	47.383	112.2	15.890	90.9		1:28.442
19	24.819	95.8	47.225	108.4	16.313	105.4		1:28.357	47	24.904	97.8	46.876	113.4	15.571	106.4		1:27.351
20	25.102	97.0	49.621	111.3	16.781	103.6		1:31.504	48	24.513	100.6	46.299	112.2	15.611	105.0		1:26.423
21	25.536	96.9	49.369	105.7				1:33.466	49	24.676	100.4	46.113	114.1	15.503	106.9		1:26.292
22		79.1	56.153	100.5	17.499			2:33.715 P	50	24.681	99.4	46.159	115.7	15.508	106.0		1:26.348
23	45.007	36.6	2:02.324	43.5	27.252	58.3		3:14.583	51	24.639	99.1	46.257	113.4	15.707	107.2		1:26.603
24	50.166	47.9	1:44.365	48.5	28.220			3:02.751	52	24.975	99.0	45.983	114.9	15.735	105.7		1:26.693
25	47.466	56.1	1:41.698	34.1	26.518	56.1		2:55.682	53	24.407	101.0	47.239	113.4	16.185	105.5		1:27.831
26	44.517	64.5	1:05.328	75.1	20.299	65.2		2:10.144	54	25.370	89.1	48.765	115.3	23.627	103.7		1:37.762
27	32.807	63.8	1:18.949	52.6	22.927	61.0		2:14.683	55	24.789	96.0	46.740	116.1	15.581	103.4		1:27.110
28	36.891	66.7	1:03.855	89.7	18.897			1:59.643	56								

98 Sleep N-Sleep D (GT4)									Shelby Mustang								
lap	Sect-1	Speed	Sect-2	Speed	Sect-3	Speed	TopSpeed	laptime pit	lap	Sect-1	Speed	Sect-2	Speed	Sect-3	Speed	Topspeed	laptime pit
1		86.8	48.682	117.3	17.259	100.8		1:38.962	28	30.110	77.3	56.438	101.4	19.822	89.7		1:46.370
2	25.632	92.3	47.856	<u>118.5</u>	18.123	100.0		1:31.611	29	29.212	80.6	54.978	99.2	21.025	93.9		1:45.215
3	25.567	92.3	47.441	115.3	16.916	100.9		1:29.924	30	29.005	80.2	53.106	103.6	17.972	99.0		1:40.083
4	25.227	91.9	48.152	113.0	16.329	103.1		1:29.708	31	27.438	85.3	51.819	107.9	17.199	100.8		1:36.456
5	25.352	93.0	47.209	116.5	16.172	103.9		1:28.733	32	26.526	91.3	49.696	111.7	16.975	100.6		1:33.197
6	25.647	91.4	47.813	114.5	16.170	103.1		1:29.630	33	25.979	91.8	49.843	108.8	17.172	100.3		1:32.994
7	25.626	93.2	47.142	115.3	16.227	103.3		1:28.995	34	25.881	92.0	50.670	115.1	17.235	84.7		1:33.786
8	25.167	95.8	46.841	117.7	17.115	100.0		1:29.123	35	33.719	75.3	1:07.472	89.2	19.680	80.9		2:00.871
9	25.359	97.0	46.848	116.3	16.179	103.1		1:28.386	36	31.193	81.3	55.917	87.0				1:50.503
10	25.350	92.0	47.790	112.6	16.469	103.6		1:29.609	37		81.0	51.642	93.8	18.157	91.7		2:36.875 P
11	25.474	93.4	46.762	117.5	16.383	103.6		1:28.619	38	26.494	88.5	50.700	104.1	17.504	92.2		1:34.698
12	25.202	89.7	46.733	113.9	16.334	102.0		1:28.269	39	26.241	92.1	49.157	108.8	17.465	89.4		1:32.863
13	25.398	94.7	47.861	111.3	16.463	102.0		1:29.722	40	26.335	96.2	49.568	107.6	16.940	94.8		1:32.843
14	25.203	89.1	46.791	112.0	16.506	102.6		1:28.500	41	25.995	95.0	50.340	107.4	17.080	95.8		1:33.415
15	26.131	94.1	<u>46.519</u>	109.7	16.123	<u>104.2</u>		1:28.773	42	26.349	95.8	49.357	107.0	16.474	98.0		1:32.180
16	25.307	90.7	46.904	111.5	16.490	102.8		1:28.701	43	26.033	93.5	48.764	110.0	16.256	96.6		1:31.053
17	25.206	94.2	46.799	111.7	15.933	103.6		1:27.938	44	25.902	95.4	50.700	107.7	16.586	97.0		1:33.188
18	25.306	93.7	48.307	111.3	16.055	103.7		1:29.668	45	26.044	94.2	48.712	108.8	16.468	98.0		1:31.224
19	25.164	94.3	46.585	109.1	16.105	103.3		<u>1:27.854</u>	46	25.228	95.9	49.329	108.4	16.357	99.2		1:30.914
20	25.211	98.6	50.839	102.8	17.506	94.2		1:33.556	47	25.581	92.8	48.438	109.5	16.855	99.6		1:30.874
21	27.458	74.5	1:02.182	80.5				1:51.742	48	25.462	94.1	48.210	111.5	16.054	98.4		1:29.726
22		28.5	1:59.982	46.3	29.840	59.9		4:48.199 P	49	24.869	96.3	47.641	111.8	16.146	98.0		1:28.656
23	49.454	57.2	1:44.993	46.8	29.590			3:04.037	50	<u>24.779</u>	96.7	47.812	109.3	15.985	99.9		1:28.576
24	45.397	50.8	1:41.453	36.1	27.853	69.8		2:54.703	51	25.323	95.8	47.957	113.2	17.152	97.7		1:30.432
25	45.370	60.1	1:03.678	74.4	20.636	79.8		2:09.684	52	24.995	<u>98.7</u>	47.919	112.8	<u>15.766</u>	100.6		1:28.680
26	32.996	57.5	1:18.748	58.3	23.375	64.4		2:15.119	53	24.840	95.8	48.541	110.6	15.998	100.0		1:29.379
27	36.015	70.8	1:04.508	85.4	20.089	90.4		2:00.612	54								



Session Start: 11:09:25 - Finish: 12:39:33

Weather/Track Conditions: Cloudy / Dry

Circuit: Donington Park National

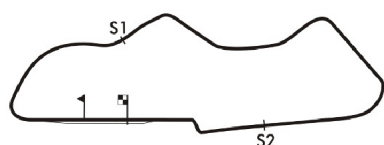
Track Length: 3.185 Km - 1.9791 miles

# Donington Historic Festival - 30 Apr - 2 May 2016

## GT & Sports Car Cup for pre-66 GT & pre-63 Sportscars

### Race 5 - Best Sector Times

POS	NO	DRIVER/S	Sector 1			Sector 2			Sector 3			IDEAL LAP	BEST LAP	On
			TIME	LAP	POS	TIME	LAP	POS	TIME	LAP	POS			
1	2	Bryant G-Bryant O	22.573	3	2	42.638	47	1	14.217	45	1	1:19.428	<b>1:19.821</b>	<b>47</b>
2	82	Clark-Smith	23.346	35	8	44.147	43	6	14.802	35	5	1:22.295	<b>1:22.632</b>	<b>43</b>
3	77	Friedrichs-Mallock	23.218	36	7	44.456	39	8	15.039	38	7	1:22.713	<b>1:23.379</b>	<b>40</b>
4	95	Wakeman-Blakeney-Edwards	23.709	16	9	44.415	17	7	15.157	48	9	1:23.281	<b>1:23.789</b>	<b>14</b>
5	92	Warburton-Newall	23.200	18	6	43.745	19	5	14.904	20	6	1:21.849	<b>1:22.201</b>	<b>19</b>
6	53	Welch-Corfield	24.044	7	12	45.112	10	10	15.232	7	10	1:24.388	<b>1:24.454</b>	<b>5</b>
7	97	Lawson-Tate	22.438	13	1	45.957	15	16	15.452	11	13	1:23.847	<b>1:24.043</b>	<b>13</b>
8	58	Nyblæus-Welch	24.321	5	14	45.697	2	13	15.756	6	18	1:25.774	<b>1:25.973</b>	<b>2</b>
9	36	Bridges-Fielden	23.837	48	11	45.549	18	12	15.573	4	16	1:24.959	<b>1:25.343</b>	<b>44</b>
10	56	Smithies-Clarkson	24.366	19	15	45.924	15	15	15.449	8	12	1:25.739	<b>1:26.276</b>	<b>46</b>
11	48	Ward-Bull	24.471	38	16	46.016	39	17	15.379	38	11	1:25.866	<b>1:26.288</b>	<b>36</b>
12	4	Mogridge-Foster	25.166	4	23	46.796	4	20	15.848	3	20	1:27.810	<b>1:26.607</b>	<b>45</b>
13	61	Gann-Bell	24.952	38	21	46.666	52	19	15.906	12	21	1:27.524	<b>1:28.098</b>	<b>51</b>
14	98	Sleep N-Sleep D	24.779	50	19	46.519	15	18	15.766	52	19	1:27.064	<b>1:27.854</b>	<b>19</b>
15	45	Paton-McEwen	25.794	18	28	49.293	39	32	16.226	17	25	1:31.313	<b>1:31.885</b>	<b>6</b>
16	10	Cooke-Twyman	25.555	19	25	48.100	14	27	16.024	14	24	1:29.679	<b>1:29.723</b>	<b>14</b>
17	19	Josef-Otto Rettenmeier	24.060	51	13	45.320	52	11	15.479	19	14	1:24.859	<b>1:25.201</b>	<b>19</b>
18	23	Michael Birch	26.468	15	31	48.928	39	30	16.529	11	30	1:31.925	<b>1:32.193</b>	<b>39</b>
19	68	Marc Gordon	26.656	43	33	49.703	40	33	16.842	42	33	1:33.201	<b>1:33.377</b>	<b>44</b>
20	29	Steve Wright	27.413	34	35	50.844	17	35	17.284	2	35	1:35.541	<b>1:35.988</b>	<b>17</b>
21	32	Batchelor-Ruddell-Ormond-Smith	27.014	14	34	50.345	50	34	16.923	47	34	1:34.282	<b>1:34.509</b>	<b>50</b>
22	75	Voyazides-Hadfield	22.787	42	5	43.189	4	4	14.599	19	4	1:20.575	<b>1:20.770</b>	<b>41</b>
23	9	Mestadgh-Thibaut	23.764	33	10	44.843	31	9	15.144	28	8	1:23.751	<b>1:24.092</b>	<b>32</b>
24	20	Rettenmeier-Grimm	25.658	34	27	47.096	37	23	16.403	36	28	1:29.157	<b>1:29.386</b>	<b>36</b>
25	35	King-Horsman	26.287	12	30	48.366	14	28	16.649	10	32	1:31.302	<b>1:31.669</b>	<b>12</b>
26	49	Hooper-Emmerling	25.824	15	29	48.590	14	29	16.533	14	31	1:30.947	<b>1:31.421</b>	<b>17</b>
27	47	Paul-Bourne	25.528	4	24	47.540	4	25	15.938	9	23	1:29.006	<b>1:29.516</b>	<b>4</b>
28	12	Tyzack-Taylor	25.075	16	22	46.838	18	21	16.284	17	27	1:28.197	<b>1:29.799</b>	<b>14</b>
29	90	Pearson G-Pearson J	22.639	18	3	42.893	20	2	14.463	9	2	1:19.995	<b>1:20.329</b>	<b>20</b>
30	91	Thomas-Lockie	22.695	3	4	42.994	5	3	14.478	20	3	1:20.167	<b>1:20.653</b>	<b>5</b>
31	25	Paul Garside	26.644	10	32	49.097	10	31	16.243	10	26	1:31.984	<b>1:31.984</b>	<b>10</b>
32	84	Read Gomm	24.475	10	17	45.842	7	14	15.536	11	15	1:25.853	<b>1:26.542</b>	<b>7</b>
33	39	Zurstrassen-Peeters	24.913	6	20	46.841	6	22	15.707	7	17	1:27.461	<b>1:28.114</b>	<b>6</b>
34	18	Nuthall-Wood	24.653	3	18	47.456	3	24	15.915	2	22	1:28.024	<b>1:28.322</b>	<b>2</b>
35	1	Lambert Br-Lambert Ba	25.561	4	26	47.661	4	26	16.431	4	29	1:29.653	<b>1:29.653</b>	<b>4</b>



**Session Start: 11:09:25 - Finish: 12:39:33**

**Weather/Track Conditions: Cloudy / Dry**

**Circuit: Donington Park National**

**Track Length: 3.185 Km - 1.9791 miles**

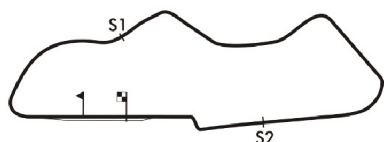


# Donington Historic Festival - 30 Apr - 2 May 2016

## GT & Sports Car Cup for pre-66 GT & pre-63 Sportscars

### Race 5 - Best Sector Speeds

	NO	SECTOR 1	MPH	NO	SECTOR 2	MPH	NO	SECTOR 3	MPH
1	90	Pearson G-Pearson J	114.7	91	Thomas-Lockie	128.3	90	Pearson G-Pearson J	120.7
2	75	Voyazides-Hadfield	112.6	75	Voyazides-Hadfield	127.8	75	Voyazides-Hadfield	113.2
3	92	Warburton-Newall	110.4	2	Bryant G-Bryant O	127.3	91	Thomas-Lockie	112.6
4	9	Mestadgh-Thibaut	109.3	77	Friedrichs-Mallock	125.2	2	Bryant G-Bryant O	112.2
5	4	Mogridge-Foster	108.8	36	Bridges-Fielden	124.2	77	Friedrichs-Mallock	110.0
6	2	Bryant G-Bryant O	108.3	19	Josef-Otto Rettenmeier	123.5	82	Clark-Smith	109.3
7	91	Thomas-Lockie	107.4	90	Pearson G-Pearson J	123.3	92	Warburton-Newall	108.8
8	53	Welch-Corfield	107.1	82	Clark-Smith	122.2	95	Wakeman-Blakeney-Edward	108.1
9	56	Smithies-Clarkson	106.9	97	Lawson-Tate	121.8	19	Josef-Otto Rettenmeier	107.9
10	82	Clark-Smith	106.1	92	Warburton-Newall	120.7	97	Lawson-Tate	107.9
11	48	Ward-Bull	105.9	95	Wakeman-Blakeney-Edward	120.2	36	Bridges-Fielden	107.4
12	95	Wakeman-Blakeney-Edward	105.6	12	Tyzack-Taylor	119.8	12	Tyzack-Taylor	104.2
13	58	Nyblæus-Welch	104.1	98	Sleep N-Sleep D	118.5	98	Sleep N-Sleep D	104.2
14	77	Friedrichs-Mallock	102.7	9	Mestadgh-Thibaut	117.3	84	Read Gomm	103.9
15	97	Lawson-Tate	101.6	84	Read Gomm	117.1	4	Mogridge-Foster	103.1
16	35	King-Horsman	101.3	56	Smithies-Clarkson	116.1	9	Mestadgh-Thibaut	102.3
17	1	Lambert Br-Lambert Ba	101.2	53	Welch-Corfield	115.9	56	Smithies-Clarkson	101.9
18	23	Michael Birch	101.2	58	Nyblæus-Welch	114.7	53	Welch-Corfield	101.1
19	39	Zurstrassen-Peeters	100.3	4	Mogridge-Foster	114.5	58	Nyblæus-Welch	100.3
20	45	Paton-McEwen	100.2	20	Rettenmeier-Grimm	113.7	20	Rettenmeier-Grimm	98.9
21	12	Tyzack-Taylor	99.7	23	Michael Birch	112.4	61	Gann-Bell	97.7
22	25	Paul Garside	99.7	61	Gann-Bell	112.2	48	Ward-Bull	97.6
23	36	Bridges-Fielden	99.3	48	Ward-Bull	109.8	29	Steve Wright	97.0
24	19	Josef-Otto Rettenmeier	98.7	39	Zurstrassen-Peeters	108.6	39	Zurstrassen-Peeters	96.2
25	98	Sleep N-Sleep D	98.7	18	Nuthall-Wood	107.9	18	Nuthall-Wood	94.7
26	84	Read Gomm	98.4	32	Batchelor-Ruddell-Ormond-	107.9	10	Cooke-Twyman	94.2
27	18	Nuthall-Wood	98.0	47	Paul-Bourne	106.7	47	Paul-Bourne	93.9
28	47	Paul-Bourne	97.1	68	Marc Gordon	105.9	68	Marc Gordon	92.6
29	61	Gann-Bell	96.9	45	Paton-McEwen	105.5	49	Hooper-Emmerling	92.4
30	10	Cooke-Twyman	95.8	10	Cooke-Twyman	105.2	45	Paton-McEwen	92.0
31	49	Hooper-Emmerling	95.2	49	Hooper-Emmerling	105.0	1	Lambert Br-Lambert Ba	89.9
32	29	Steve Wright	94.1	1	Lambert Br-Lambert Ba	103.9	23	Michael Birch	89.8
33	20	Rettenmeier-Grimm	93.8	25	Paul Garside	102.8	25	Paul Garside	88.2
34	32	Batchelor-Ruddell-Ormond-	92.6	29	Steve Wright	99.9	35	King-Horsman	87.8
35	68	Marc Gordon	90.7	35	King-Horsman	99.9	32	Batchelor-Ruddell-Ormond-	85.4



**Session Start: 11:09:25 - Finish: 12:39:33**  
**Weather/Track Conditions: Cloudy / Dry**  
**Circuit: Donington Park National**  
**Track Length: 3.185 Km - 1.9791 miles**



# Donington Historic Festival - 30 Apr - 2 May 2016

## GT & Sports Car Cup for pre-66 GT & pre-63 Sportscars

### Race 5 - Lap Chart

Lap 1			Lap 2			Lap 3			Lap 4			Lap 5			Lap 6		
NO	Behind	Laptime	NO	Behind	Laptime	NO	Behind	Laptime	NO	Behind	Laptime	NO	Behind	Laptime	NO	Behind	Laptime
75		1:23.590	75		1:21.534	2		1:20.181	2		1:20.446	2		1:20.907	2		1:21.776
91	0.489	1:24.079	2	0.177	1:20.766	91	3.617	1:22.741	91	3.901	1:20.730	91	3.647	1:20.653	23	1 LAP	1:34.875
2	0.945	1:24.535	91	1.234	1:22.279	90	4.217	1:22.439	90	4.625	1:20.854	29	1 LAP	1:38.249	25	1 LAP	1:34.739
90	2.006	1:25.596	90	2.136	1:21.664	75	5.041	1:25.399	75	5.458	1:20.863	90	4.282	1:20.564	91	2.994	1:21.123
82	3.078	1:26.668	82	6.183	1:24.639	82	11.053	1:25.228	82	15.439	1:24.832	75	5.713	1:21.162	20	1 LAP	1:36.826
77	4.807	1:28.397	77	8.930	1:25.657	77	14.782	1:26.210	77	19.667	1:25.331	82	18.717	1:24.185	90	4.732	1:22.226
53	5.363	1:28.953	53	9.780	1:25.951	53	15.417	1:25.995	53	20.070	1:25.099	77	23.097	1:24.337	68	1 LAP	1:36.775
95	8.257	1:31.847	95	12.024	1:25.301	95	17.524	1:25.858	95	22.054	1:24.976	53	23.617	1:24.454	75	5.395	1:21.458
58	9.253	1:32.843	58	13.692	1:25.973	58	19.743	1:26.409	58	25.701	1:26.404	95	26.489	1:25.342	32	1 LAP	1:37.638
9	9.993	1:33.583	9	16.117	1:27.658	9	23.475	1:27.716	9	29.609	1:26.580	58	31.248	1:26.454	29	1 LAP	1:37.713
97	10.000	1:33.590	92	17.529	1:28.410	92	25.913	1:28.742	92	33.444	1:27.977	9	35.186	1:26.484	82	21.432	1:24.491
92	10.653	1:34.243	18	18.214	1:28.322	18	26.293	1:28.437	97	33.568	1:27.710	97	41.671	1:29.010	77	25.719	1:24.398
18	11.426	1:35.016	97	18.591	1:30.125	97	26.304	1:28.071	84	35.096	1:28.637	92	42.921	1:30.384	53	26.561	1:24.720
84	12.121	1:35.711	84	19.013	1:28.426	84	26.905	1:28.250	18	36.266	1:30.419	84	43.154	1:28.965	95	30.451	1:25.738
4	12.532	1:36.122	4	20.832	1:29.834	4	28.724	1:28.250	4	36.512	1:28.234	4	45.296	1:29.691	58	36.303	1:26.831
48	12.776	1:36.366	19	23.241	1:31.371	19	31.268	1:28.385	56	39.057	1:27.845	56	45.940	1:27.790	9	38.792	1:25.382
19	13.404	1:36.994	56	24.227	1:31.292	56	31.658	1:27.789	19	39.955	1:29.133	19	46.960	1:27.912	97	47.014	1:27.119
56	14.469	1:38.059	98	25.449	1:31.611	36	34.448	1:28.876	36	41.185	1:27.183	36	48.676	1:28.398	92	48.474	1:27.329
98	15.372	1:38.962	36	25.930	1:29.458	98	35.015	1:29.924	48	43.656	1:28.676	18	50.068	1:34.709	84	49.190	1:27.812
39	15.570	1:39.160	48	26.007	1:34.765	48	35.426	1:29.777	98	44.277	1:29.708	48	50.832	1:28.083	56	50.853	1:26.689
47	16.097	1:39.687	39	26.481	1:32.445	47	37.415	1:30.913	47	46.485	1:29.516	98	52.103	1:28.733	19	55.234	1:30.050
61	17.826	1:41.416	47	26.860	1:32.297	39	38.063	1:31.940	39	46.904	1:29.287	39	54.932	1:28.935	36	55.737	1:28.837
36	18.006	1:41.596	61	27.163	1:30.871	61	38.739	1:31.934	61	47.659	1:29.366	61	57.110	1:30.358	48	57.550	1:28.494
1	18.874	1:42.464	1	27.960	1:30.620	1	39.281	1:31.679	1	48.488	1:29.653	47	57.812	1:32.234	98	59.957	1:29.630
12	19.180	1:42.770	12	29.961	1:32.315	12	40.863	1:31.260	45	56.460	1:33.029	45	1:08.123	1:32.570	39	1:01.270	1:28.114
45	20.515	1:44.105	45	31.371	1:32.390	45	43.877	1:32.864	10	58.320	1:32.851	10	1:10.105	1:32.692	61	1:04.385	1:29.051
10	22.626	1:46.216	10	34.163	1:33.071	10	45.915	1:32.110	49	1:01.790	1:33.529	12	1:14.531	1:31.592	47	1:06.141	1:30.105
49	23.856	1:47.446	49	36.210	1:33.888	49	48.707	1:32.855	12	1:03.846	1:43.429	49	1:15.883	1:35.000	4	1:12.538	1:49.018
23	25.214	1:48.804	23	38.466	1:34.786	23	52.849	1:34.741	35	1:07.410	1:34.466	35	1:20.025	1:33.522	45	1:18.232	1:31.885
35	25.961	1:49.551	25	38.813	1:34.158	25	53.079	1:34.624	23	1:08.271	1:35.868				10	1:19.843	1:31.514
25	26.189	1:49.779	35	39.886	1:35.459	35	53.390	1:33.862	20	1:08.858	1:33.943						
68	27.216	1:50.806	68	40.558	1:34.876	20	55.361	1:34.356	25	1:09.807	1:37.174						
20	28.859	1:52.449	20	41.363	1:34.038	68	55.452	1:35.252	68	1:11.076	1:36.070						
32	31.485	1:55.075	32	46.041	1:36.090	32	1:01.326	1:35.643	32	1:17.653	1:36.773						
29	32.256	1:55.846	29	48.461	1:37.739	29	1:07.215	1:39.112									

**Session Start: 11:09:25 - Finish: 12:39:33**

**Weather/Track Conditions: Cloudy / Dry**

**Circuit: Donington Park National**

**Track Length: 3.185 Km - 1.9791 miles**

# Donington Historic Festival - 30 Apr - 2 May 2016

## GT & Sports Car Cup for pre-66 GT & pre-63 Sportscars

### Race 5 - Lap Chart

Lap 7			Lap 8			Lap 9			Lap 10			Lap 11			Lap 12		
NO	Behind	Laptime	NO	Behind	Laptime	NO	Behind	Laptime	NO	Behind	Laptime	NO	Behind	Laptime	NO	Behind	Laptime
2		1:23.139	2		1:22.069	2		1:20.616	2		1:21.230	2		1:21.463	2		1:21.825
12	1 LAP	1:31.962	91	2.553	1:22.956	47	1 LAP	1:31.162	39	1 LAP	1:28.613	90	3.196	1:21.468	19	1 LAP	1:27.678
91	1.666	1:21.811	90	3.385	1:21.733	91	3.002	1:21.065	91	2.791	1:21.019	91	4.291	1:22.963	90	2.966	1:21.595
90	3.721	1:22.128	75	5.555	1:22.506	90	3.440	1:20.671	61	1 LAP	1:28.590	48	1 LAP	1:30.210	36	1 LAP	1:29.079
49	1 LAP	1:33.717	10	1 LAP	1:32.918	75	6.570	1:21.631	90	3.191	1:20.981	29	2 LAPS	1:39.832	91	4.265	1:21.799
75	5.118	1:22.862	45	1 LAP	1:35.079	10	1 LAP	1:31.869	75	7.576	1:22.236	98	1 LAP	1:29.609	4	2 LAPS	1:30.199
35	1 LAP	1:34.703	12	1 LAP	1:32.382	45	1 LAP	1:32.313	47	1 LAP	1:30.906	39	1 LAP	1:29.411	75	9.002	1:22.513
23	1 LAP	1:34.495	49	1 LAP	1:33.674	12	1 LAP	1:30.149	10	1 LAP	1:31.897	75	8.314	1:22.201	32	2 LAPS	1:39.902
25	1 LAP	1:33.400	35	1 LAP	1:33.572	49	1 LAP	1:33.010	12	1 LAP	1:30.907	61	1 LAP	1:28.847	48	1 LAP	1:29.184
20	1 LAP	1:35.300	25	1 LAP	1:33.449	82	30.195	1:25.399	45	1 LAP	1:33.270	47	1 LAP	1:30.301	98	1 LAP	1:28.619
68	1 LAP	1:35.001	23	1 LAP	1:34.351	35	1 LAP	1:33.594	82	33.226	1:24.261	82	37.324	1:25.561	39	1 LAP	1:28.817
82	22.710	1:24.417	82	25.412	1:24.771	25	1 LAP	1:33.618	49	1 LAP	1:33.249	10	1 LAP	1:30.818	61	1 LAP	1:29.811
32	1 LAP	1:35.944	20	1 LAP	1:33.848	53	36.715	1:26.065	53	40.739	1:25.254	12	1 LAP	1:31.592	29	2 LAPS	1:38.132
77	27.402	1:24.822	77	30.746	1:25.413	77	37.310	1:27.180	77	42.736	1:26.656	45	1 LAP	1:33.502	47	1 LAP	1:30.816
53	28.026	1:24.604	68	1 LAP	1:35.912	23	1 LAP	1:35.367	35	1 LAP	1:33.563	53	44.364	1:25.088	82	39.664	1:24.165
95	32.307	1:24.995	53	31.266	1:25.309	20	1 LAP	1:35.603	95	47.396	1:26.684	77	49.959	1:28.686	10	1 LAP	1:31.479
29	1 LAP	1:38.672	95	35.744	1:25.506	95	41.942	1:26.814	25	1 LAP	1:33.159	95	51.594	1:25.661	53	48.580	1:26.041
58	39.770	1:26.606	32	1 LAP	1:38.163	68	1 LAP	1:36.726	23	1 LAP	1:34.018	49	1 LAP	1:34.981	12	1 LAP	1:30.696
9	41.451	1:25.798	9	45.482	1:26.100	9	51.004	1:26.138	20	1 LAP	1:34.541	35	1 LAP	1:33.334	77	53.353	1:25.219
97	50.595	1:26.720	58	45.762	1:28.061	58	53.114	1:27.968	9	58.227	1:28.453	25	1 LAP	1:31.984	95	54.926	1:25.157
92	52.075	1:26.740	29	1 LAP	1:38.478	32	1 LAP	1:37.478	58	1:00.013	1:28.129	9	1:03.814	1:27.050	45	1 LAP	1:33.135
84	52.593	1:26.542	97	55.489	1:26.963	97	1:02.267	1:27.394	68	1 LAP	1:36.903	23	1 LAP	1:34.287	49	1 LAP	1:33.579
56	54.455	1:26.741	92	56.652	1:26.646	92	1:03.234	1:27.198	97	1:07.350	1:26.313	58	1:07.050	1:28.500	9	1:08.953	1:26.964
19	58.836	1:26.741	84	57.248	1:26.724	84	1:03.854	1:27.222	92	1:08.583	1:26.579	20	1 LAP	1:34.322	35	1 LAP	1:33.057
36	1:00.492	1:27.894	56	59.743	1:27.357	56	1:06.664	1:27.537	84	1:09.236	1:26.612	97	1:12.315	1:26.428	25	1 LAP	1:34.468
48	1:02.254	1:27.843	4	1 LAP	2:34.309	4	1 LAP	1:28.731	56	1:13.416	1:27.982	92	1:14.720	1:27.600	58	1:14.716	1:29.491
98	1:05.813	1:28.995	19	1:04.572	1:27.805	29	1 LAP	1:38.704	32	1 LAP	1:37.854	84	1:15.748	1:27.975	23	1 LAP	1:34.384
39	1:06.530	1:28.399	36	1:05.532	1:27.109	19	1:10.605	1:26.649	19	1:17.445	1:28.070	68	1 LAP	1:36.976	97	1:19.306	1:28.816
61	1:09.828	1:28.582	48	1:12.030	1:31.845	36	1:11.593	1:26.677	36	1:18.201	1:27.838	56	1:18.324	1:26.371	92	1:19.606	1:26.711
47	1:13.516	1:30.514	98	1:12.867	1:29.123	48	1:19.433	1:28.019	4	1 LAP	1:30.094				20	1 LAP	1:34.701
			39	1:13.413	1:28.952	98	1:20.637	1:28.386							84	1:21.084	1:27.161
			61	1:16.072	1:28.313												

**Session Start: 11:09:25 - Finish: 12:39:33**

**Weather/Track Conditions: Cloudy / Dry**

**Circuit: Donington Park National**

**Track Length: 3.185 Km - 1.9791 miles**

# Donington Historic Festival - 30 Apr - 2 May 2016

## GT & Sports Car Cup for pre-66 GT & pre-63 Sportscars

### Race 5 - Lap Chart

Lap 13			Lap 14			Lap 15			Lap 16			Lap 17			Lap 18		
NO	Behind	Laptime	NO	Behind	Laptime	NO	Behind	Laptime	NO	Behind	Laptime	NO	Behind	Laptime	NO	Behind	Laptime
2		1:21.205	2		1:22.496	2		1:21.201	2		1:22.046	2		1:20.974	2		1:20.040
56	1 LAP	1:27.257	25	2 LAPS	1:33.010	90	3.440	1:22.106	90	2.986	1:21.592	90	2.462	1:20.450	90	2.783	1:20.361
90	3.058	1:21.297	90	2.535	1:21.973	97	1 LAP	1:29.492	9	1 LAP	1:28.393	10	2 LAPS	1:32.183	32	3 LAPS	1:37.590
91	5.816	1:22.756	92	1 LAP	1:27.967	58	1 LAP	1:30.858	45	2 LAPS	1:35.674	12	2 LAPS	1:31.447	91	13.506	1:23.246
19	1 LAP	1:28.529	84	1 LAP	1:27.277	91	8.968	1:24.108	91	9.489	1:22.567	9	1 LAP	1:26.467	12	2 LAPS	1:30.123
36	1 LAP	1:27.554	91	6.061	1:22.741	49	2 LAPS	1:36.080	97	1 LAP	1:26.999	91	10.300	1:21.785	9	1 LAP	1:28.015
75	10.448	1:22.651	23	2 LAPS	1:33.298	35	2 LAPS	1:35.363	75	13.204	1:22.169	29	3 LAPS	1:39.378	10	2 LAPS	1:32.162
68	2 LAPS	1:37.454	56	1 LAP	1:28.325	75	13.081	1:22.545	58	1 LAP	1:28.111	75	15.504	1:23.274	75	18.074	1:22.610
4	2 LAPS	1:28.709	75	11.737	1:23.785	<b>92</b>	1 LAP	1:30.546	49	2 LAPS	1:31.575	97	1 LAP	1:27.433	97	1 LAP	1:26.592
98	1 LAP	1:28.269	20	2 LAPS	1:34.522	25	2 LAPS	1:33.845	56	1 LAP	1:27.952	58	1 LAP	1:27.810	29	3 LAPS	1:37.222
48	1 LAP	1:29.127	19	1 LAP	1:27.368	56	1 LAP	1:28.695	35	2 LAPS	1:32.097	45	2 LAPS	1:34.225	58	1 LAP	1:27.734
39	1 LAP	1:28.752	36	1 LAP	1:26.848	<b>84</b>	1 LAP	1:35.126	19	1 LAP	1:25.580	19	1 LAP	1:26.880	82	1 LAP	2:18.531
61	1 LAP	1:28.836	4	2 LAPS	1:27.855	19	1 LAP	1:26.692	36	1 LAP	1:25.617	56	1 LAP	1:28.790	19	1 LAP	1:26.685
32	2 LAPS	1:39.116	68	2 LAPS	1:35.875	23	2 LAPS	1:34.112	23	2 LAPS	1:33.208	36	1 LAP	1:27.726	45	2 LAPS	1:34.748
47	1 LAP	1:31.349	48	1 LAP	1:28.395	36	1 LAP	1:26.739	4	2 LAPS	1:28.517	49	2 LAPS	1:32.799	36	1 LAP	1:27.214
29	2 LAPS	1:38.430	98	1 LAP	1:29.722	20	2 LAPS	1:34.888	20	2 LAPS	1:34.834	4	2 LAPS	1:29.375	56	1 LAP	1:28.474
82	42.061	1:23.602	61	1 LAP	1:29.621	4	2 LAPS	1:28.333	25	2 LAPS	1:49.164	23	2 LAPS	1:32.744	49	2 LAPS	1:31.854
53	52.618	1:25.243	<b>39</b>	1 LAP	1:36.287	48	1 LAP	1:28.852	48	1 LAP	1:28.189	<b>35</b>	2 LAPS	1:43.904	4	2 LAPS	1:29.276
77	58.146	1:25.998	32	2 LAPS	1:34.685	98	1 LAP	1:28.500	98	1 LAP	1:28.773	48	1 LAP	1:29.037	23	2 LAPS	1:32.976
95	59.081	1:25.360	82	44.552	1:24.987	68	2 LAPS	1:36.544	61	1 LAP	1:28.925	98	1 LAP	1:28.701	48	1 LAP	1:27.938
10	1 LAP	1:32.097	47	1 LAP	1:32.005	61	1 LAP	1:30.031	<b>82</b>	53.699	1:28.285	20	2 LAPS	1:35.212	98	1 LAP	1:27.938
12	1 LAP	1:32.592	53	55.799	1:25.677	82	47.460	1:24.109	92	1 LAP	2:04.263	25	2 LAPS	1:34.489	92	1 LAP	1:24.357
45	1 LAP	1:32.097	29	2 LAPS	1:37.783	32	2 LAPS	1:35.101	68	2 LAPS	1:36.310	<b>84</b>	2 LAPS	3:19.889	61	1 LAP	1:31.578
9	1:13.870	1:26.122	77	1:00.007	1:24.357	47	1 LAP	1:30.661	53	1:04.049	1:26.183	61	1 LAP	1:28.733	20	2 LAPS	1:36.585
49	1 LAP	1:33.777	95	1:00.374	1:23.789	53	59.912	1:25.314	95	1:06.316	1:24.143	92	1 LAP	1:22.606	25	2 LAPS	1:35.811
35	1 LAP	1:31.669	10	1 LAP	1:31.010	95	1:04.219	1:25.046	77	1:08.857	1:25.549	53	1:08.371	1:25.296	53	1:13.817	1:25.486
58	1:21.346	1:27.835	12	1 LAP	1:29.939	77	1:05.354	1:26.548	47	1 LAP	1:33.330	95	1:09.600	1:24.258	95	1:14.591	1:25.031
97	1:22.144	1:24.043	45	1 LAP	1:33.379	29	2 LAPS	1:39.641	32	2 LAPS	1:38.448	68	2 LAPS	1:36.554	77	1:20.100	1:27.023
			9	1:17.981	1:26.607	10	1 LAP	1:29.723				77	1:13.117	1:25.234			
						12	1 LAP	1:29.799				47	1 LAP	1:30.718			

**Session Start: 11:09:25 - Finish: 12:39:33**

**Weather/Track Conditions: Cloudy / Dry**

**Circuit: Donington Park National**

**Track Length: 3.185 Km - 1.9791 miles**



# Donington Historic Festival - 30 Apr - 2 May 2016

## GT & Sports Car Cup for pre-66 GT & pre-63 Sportscars

### Race 5 - Lap Chart

Lap 19			Lap 20			Lap 21			Lap 22			Lap 23			Lap 24		
NO	Behind	Laptime	NO	Behind	Laptime	NO	Behind	Laptime	NO	Behind	Laptime	NO	Behind	Laptime	NO	Behind	Laptime
2		1:20.558	2		1:20.907	2		1:22.283	2		1:30.717	90		2:42.848	75		3:31.550
90	4.383	1:22.158	25	3 LAPS	1:34.192	23	3 LAPS	1:34.075	20	4 LAPS	2:53.441	4	3 LAPS	3:01.944	35	6 LAPS	3:30.104
68	3 LAPS	1:36.243	90	3.805	1:20.329	53	1 LAP	1:26.045	53	1 LAP	1:36.131	77	1 LAP	2:42.696	92	1 LAP	3:30.388
47	2 LAPS	1:30.990	77	1 LAP	1:26.202	90	2.818	1:21.296	90	10.985	1:38.884	12	3 LAPS	3:29.612	61	2 LAPS	3:25.341
91	14.907	1:21.959	20	3 LAPS	1:39.099	95	1 LAP	1:26.537	95	1 LAP	1:38.672	75	4.898	2:35.603	98	2 LAPS	4:48.199
75	20.431	1:22.915	91	16.943	1:22.943	61	2 LAPS	1:32.501	23	3 LAPS	1:41.947	35	6 LAPS	1:41.876	58	1 LAP	3:27.198
32	3 LAPS	1:36.309	47	2 LAPS	1:32.015	77	1 LAP	1:25.128	77	1 LAP	1:37.400	92	1 LAP	1:41.922	23	3 LAPS	3:19.671
9	1 LAP	1:28.489	75	21.663	1:22.139	75	22.478	1:23.098	61	2 LAPS	1:39.658	61	2 LAPS	2:52.053	47	2 LAPS	3:17.266
12	2 LAPS	1:30.507	68	3 LAPS	1:36.002	91	28.791	1:34.131	48	2 LAPS	2:01.725	58	1 LAP	1:57.020	97	1 LAP	3:14.583
10	2 LAPS	1:32.015	9	1 LAP	1:30.715	47	2 LAPS	1:34.792	75	23.128	1:31.367	23	3 LAPS	3:04.059	48	2 LAPS	2:59.188
97	1 LAP	1:26.707	12	2 LAPS	1:30.439	68	3 LAPS	1:41.024	47	2 LAPS	1:39.036	47	2 LAPS	2:39.376	2	11.833	2:59.591
82	1 LAP	1:24.671	82	1 LAP	1:23.395	82	1 LAP	1:26.417	82	1 LAP	1:31.239	97	1 LAP	2:33.715	53	1 LAP	3:55.559
58	1 LAP	1:29.180	97	1 LAP	1:28.357	97	1 LAP	1:31.504	97	1 LAP	1:33.466	48	2 LAPS	3:19.718	36	1 LAP	2:31.468
19	1 LAP	1:26.039	10	2 LAPS	1:33.570	10	2 LAPS	1:35.077	9	2 LAPS	3:16.572	2	48.690	3:42.523	45	2 LAPS	2:31.958
36	1 LAP	1:25.826	32	3 LAPS	1:38.653	25	3 LAPS	2:14.694	10	2 LAPS	1:46.216	29	3 LAPS	2:00.725	10	2 LAPS	2:31.943
56	1 LAP	1:28.000	58	1 LAP	1:28.456	58	1 LAP	1:34.406	58	1 LAP	1:44.689	36	1 LAP	3:02.288	19	4 LAPS	8:57.374
29	3 LAPS	1:38.052	19	1 LAP	1:25.201	36	1 LAP	1:32.521	36	1 LAP	1:44.553	45	2 LAPS	2:53.011	32	3 LAPS	2:23.525
45	2 LAPS	1:32.882	36	1 LAP	1:26.266	12	2 LAPS	1:46.150	35	6 LAPS	7:28.798	10	2 LAPS	3:05.867	29	3 LAPS	3:31.770
49	2 LAPS	1:31.421	56	1 LAP	1:27.059	56	1 LAP	1:33.068	92	1 LAP	1:40.598	32	3 LAPS	3:08.150	49	5 LAPS	10:46.243
4	2 LAPS	1:28.333	29	3 LAPS	1:35.988	32	3 LAPS	1:43.877	32	3 LAPS	1:47.092	20	3 LAPS	3:31.035	20	3 LAPS	3:02.572
92	1 LAP	1:23.266	45	2 LAPS	1:32.230	92	1 LAP	1:26.456	45	2 LAPS	1:39.323	68	3 LAPS	3:31.049	68	3 LAPS	3:02.066
48	1 LAP	1:29.687	4	2 LAPS	1:28.799	45	2 LAPS	1:34.884	29	3 LAPS	1:55.259	56	1 LAP	3:31.429	56	1 LAP	3:01.772
98	1 LAP	1:29.668	92	1 LAP	1:22.201	29	3 LAPS	1:41.323	98	1 LAP	1:51.742	82	3:29.437	3:32.131	82	2:54.515	3:01.526
23	2 LAPS	1:35.821	49	2 LAPS	1:33.221	4	2 LAPS	1:41.999	20	3 LAPS	2:40.532	95	3:31.317	3:33.046	95	2:55.666	3:00.797
61	1 LAP	1:30.214	48	1 LAP	1:27.235	98	1 LAP	1:33.556	53	2:48.105	2:40.450	4	2 LAPS	3:31.079	4	2 LAPS	2:59.924
53	1:19.386	1:26.127	98	1 LAP	1:27.854				68	3 LAPS	3:38.710	77	3:34.554	3:31.326	77	2:57.865	2:59.759
95	1:20.202	1:26.169							56	1 LAP	3:18.127	12	2 LAPS	3:31.345	12	2 LAPS	2:59.217
									82	2:51.139	2:08.666						
									95	2:52.104	2:40.600						

Session Start: 11:09:25 - Finish: 12:39:33

Weather/Track Conditions: Cloudy / Dry

Circuit: Donington Park National

Track Length: 3.185 Km - 1.9791 miles

# Donington Historic Festival - 30 Apr - 2 May 2016

## GT & Sports Car Cup for pre-66 GT & pre-63 Sportscars

### Race 5 - Lap Chart

Lap 25			Lap 26			Lap 27			Lap 28			Lap 29			Lap 30		
NO	Behind	Laptime	NO	Behind	Laptime	NO	Behind	Laptime	NO	Behind	Laptime	NO	Behind	Laptime	NO	Behind	Laptime
75		2:59.667	75		2:57.140	75		2:10.747	75		2:16.563	75		1:59.260	75		1:34.039
35	6 LAPS	3:05.800	35	6 LAPS	2:53.074	35	6 LAPS	2:08.752	35	6 LAPS	2:16.692	92	1 LAP	1:57.758	92	1 LAP	1:35.045
92	1 LAP	3:05.407	92	1 LAP	2:53.195	92	1 LAP	2:08.916	92	1 LAP	2:17.084	61	2 LAPS	1:59.046	61	2 LAPS	1:43.665
61	2 LAPS	3:05.076	61	2 LAPS	2:53.455	61	2 LAPS	2:09.342	61	2 LAPS	2:16.442	98	2 LAPS	2:00.612	48	2 LAPS	1:40.434
98	2 LAPS	3:04.037	98	2 LAPS	2:54.703	98	2 LAPS	2:09.684	98	2 LAPS	2:15.119	23	3 LAPS	2:00.826	97	1 LAP	1:42.323
23	3 LAPS	3:03.996	23	3 LAPS	2:54.513	23	3 LAPS	2:10.745	23	3 LAPS	2:14.172	47	2 LAPS	1:59.976	98	2 LAPS	1:46.370
47	2 LAPS	3:02.975	47	2 LAPS	2:55.096	47	2 LAPS	2:10.816	47	2 LAPS	2:14.625	97	1 LAP	1:59.643	47	2 LAPS	1:46.569
97	1 LAP	3:02.751	97	1 LAP	2:55.682	97	1 LAP	2:10.144	97	1 LAP	2:14.683	48	2 LAPS	1:59.630	23	3 LAPS	1:48.618
48	2 LAPS	3:02.758	48	2 LAPS	2:55.173	48	2 LAPS	2:10.105	48	2 LAPS	2:14.577	2	12.320	2:01.464	53	1 LAP	1:42.561
2	14.955	3:02.789	2	12.869	2:55.054	2	12.001	2:09.879	2	10.116	2:14.678	35	6 LAPS	2:11.394	35	6 LAPS	1:44.718
53	1 LAP	3:02.116	53	1 LAP	2:55.282	53	1 LAP	2:09.526	53	1 LAP	2:14.873	53	1 LAP	2:02.355	58	1 LAP	1:36.868
36	1 LAP	3:01.587	36	1 LAP	2:55.386	36	1 LAP	2:09.319	36	1 LAP	2:15.443	36	1 LAP	2:01.605	2	25.671	1:47.390
45	2 LAPS	3:02.174	45	2 LAPS	2:54.995	45	2 LAPS	2:09.165	45	2 LAPS	2:15.385	45	2 LAPS	2:01.603	9	7 LAPS	1:36.182
10	2 LAPS	3:02.010	10	2 LAPS	2:56.740	10	2 LAPS	2:07.420	10	2 LAPS	2:15.428	10	2 LAPS	2:02.448	45	2 LAPS	1:45.162
19	4 LAPS	3:02.247	32	3 LAPS	2:58.109	32	3 LAPS	2:08.035	32	3 LAPS	2:12.887	29	3 LAPS	2:02.345	36	1 LAP	1:49.183
32	3 LAPS	3:01.780	29	3 LAPS	2:58.665	29	3 LAPS	2:07.492	29	3 LAPS	2:12.881	32	3 LAPS	2:03.109	10	2 LAPS	1:47.890
29	3 LAPS	2:37.436	19	4 LAPS	3:01.112	58	1 LAP	2:07.468	58	1 LAP	2:13.704	58	1 LAP	2:01.278	49	6 LAPS	1:43.770
58	1 LAP	3:19.049	58	1 LAP	2:58.773	49	6 LAPS	2:07.542	49	6 LAPS	2:13.289	49	6 LAPS	2:01.954	29	3 LAPS	1:46.379
20	3 LAPS	2:57.207	49	6 LAPS	3:53.977	19	4 LAPS	3:06.443	9	7 LAPS	16:19.204	9	7 LAPS	2:00.226	19	4 LAPS	1:41.452
68	3 LAPS	2:57.502	20	3 LAPS	2:01.387	20	3 LAPS	1:41.058	19	4 LAPS	1:42.647	19	4 LAPS	1:42.869	32	3 LAPS	1:54.007
56	1 LAP	2:57.553	68	3 LAPS	2:04.335	68	3 LAPS	1:47.695	20	3 LAPS	1:43.254	20	3 LAPS	1:44.123	20	3 LAPS	1:42.005
82	2:52.676	2:57.828	56	1 LAP	2:03.669	56	1 LAP	1:47.808	68	3 LAPS	1:49.982	68	3 LAPS	1:51.751	77	56.491	1:30.519
95	2:53.387	2:57.388	82	1:58.019	2:02.483	82	1:35.134	1:47.862	56	1 LAP	1:50.177	56	1 LAP	1:51.254	82	57.129	1:30.516
4	2 LAPS	2:57.516	95	1:58.582	2:02.335	95	1:35.919	1:48.084	82	1:08.701	1:50.130	77	1:00.011	1:47.388	95	1:00.424	1:33.026
77	2:55.924	2:57.726	4	2 LAPS	2:02.067	4	2 LAPS	1:48.018	95	1:09.591	1:50.235	82	1:00.652	1:51.211	56	1 LAP	1:40.641
12	2 LAPS	2:57.642	77	2:00.820	2:02.036	77	1:39.274	1:49.201	4	2 LAPS	1:50.318	95	1:01.437	1:51.106	4	2 LAPS	1:39.422
			12	2 LAPS	2:01.962	12	2 LAPS	1:49.232	77	1:11.883	1:49.172	4	2 LAPS	1:50.271	68	3 LAPS	1:48.181
						18	21 LAPS	38:59.757	12	2 LAPS	2:04.766						

**Session Start: 11:09:25 - Finish: 12:39:33**

**Weather/Track Conditions: Cloudy / Dry**

**Circuit: Donington Park National**

**Track Length: 3.185 Km - 1.9791 miles**

# Donington Historic Festival - 30 Apr - 2 May 2016

## GT & Sports Car Cup for pre-66 GT & pre-63 Sportscars

### Race 5 - Lap Chart

Lap 31			Lap 32			Lap 33			Lap 34			Lap 35			Lap 36		
NO	Behind	Laptime	NO	Behind	Laptime	NO	Behind	Laptime	NO	Behind	Laptime	NO	Behind	Laptime	NO	Behind	Laptime
75		1:30.853	75		1:27.725	75		1:26.830	75		1:25.331	75		1:23.945	75		1:22.872
92	1 LAP	1:30.387	92	1 LAP	1:27.332	92	1 LAP	1:26.565	32	4 LAPS	1:47.718	10	3 LAPS	1:37.970	<b>92</b>	1 LAP	1:26.454
48	2 LAPS	1:34.121	48	2 LAPS	1:30.499	68	4 LAPS	1:43.930	48	2 LAPS	1:27.582	36	2 LAPS	1:34.735	20	4 LAPS	1:36.173
61	2 LAPS	1:40.287	97	1 LAP	1:31.871	48	2 LAPS	1:28.672	68	4 LAPS	1:40.689	29	4 LAPS	1:39.467	49	7 LAPS	1:35.471
97	1 LAP	1:35.839	61	2 LAPS	1:36.079	97	1 LAP	1:30.796	97	1 LAP	1:30.120	56	2 LAPS	1:30.780	10	3 LAPS	1:34.997
9	7 LAPS	1:34.164	9	7 LAPS	1:30.624	9	7 LAPS	1:31.257	9	7 LAPS	1:27.560	4	3 LAPS	1:30.674	56	2 LAPS	1:31.846
58	1 LAP	1:36.461	58	1 LAP	1:31.305	61	2 LAPS	1:34.483	58	1 LAP	1:32.199	48	2 LAPS	1:27.588	36	2 LAPS	1:34.780
53	1 LAP	1:39.472	53	1 LAP	1:34.305	58	1 LAP	1:31.438	61	2 LAPS	1:33.642	97	1 LAP	1:29.845	4	3 LAPS	1:32.754
98	2 LAPS	1:45.215	47	2 LAPS	1:37.439	53	1 LAP	1:32.980	53	1 LAP	1:30.660	9	7 LAPS	1:26.425	29	4 LAPS	1:37.584
47	2 LAPS	1:42.569	98	2 LAPS	1:40.083	47	2 LAPS	1:34.638	82	52.386	1:24.145	32	4 LAPS	1:45.899	48	2 LAPS	1:26.518
23	3 LAPS	1:42.848	35	6 LAPS	1:38.030	82	53.572	1:26.637	77	53.983	1:24.401	68	4 LAPS	1:39.894	9	7 LAPS	1:25.280
35	6 LAPS	1:41.646	23	3 LAPS	1:40.548	98	2 LAPS	1:36.456	47	2 LAPS	1:32.657	58	1 LAP	1:28.547	97	1 LAP	1:29.170
45	2 LAPS	1:39.947	45	2 LAPS	1:37.824	77	54.913	1:26.971	98	2 LAPS	1:33.197	82	51.524	1:23.083	77	56.400	1:25.696
10	2 LAPS	1:43.330	19	4 LAPS	1:34.845	35	6 LAPS	1:37.216	35	6 LAPS	1:34.241	77	53.576	1:23.538	58	1 LAP	1:29.192
49	6 LAPS	1:42.873	82	53.765	1:27.874	45	2 LAPS	1:38.182	19	4 LAPS	1:31.992	61	2 LAPS	1:33.787	<b>82</b>	56.913	1:28.261
19	4 LAPS	1:37.510	77	54.772	1:29.397	23	3 LAPS	1:39.649	95	1:08.220	1:28.134	53	1 LAP	1:30.884	53	1 LAP	1:28.656
29	3 LAPS	1:42.989	49	6 LAPS	1:41.443	19	4 LAPS	1:33.977	45	2 LAPS	1:35.136	47	2 LAPS	1:31.169	68	4 LAPS	1:40.664
36	1 LAP	1:47.765	10	2 LAPS	1:43.032	95	1:05.417	1:30.900	2	1:12.659	1:22.535	98	2 LAPS	1:32.994	61	2 LAPS	1:33.192
20	3 LAPS	1:38.010	29	3 LAPS	1:41.827	20	3 LAPS	1:34.747	<b>23</b>	3 LAPS	1:42.918	2	1:13.939	1:25.225	<b>32</b>	4 LAPS	1:52.799
77	53.100	1:27.462	20	3 LAPS	1:38.605	49	6 LAPS	1:37.356	20	3 LAPS	1:34.085	95	1:13.978	1:29.703	47	2 LAPS	1:30.338
82	53.616	1:27.340	95	1:01.347	1:29.117	10	2 LAPS	1:39.723	49	6 LAPS	1:35.237	19	4 LAPS	1:33.383	2	1:12.437	1:21.370
95	59.955	1:30.384	36	1 LAP	1:45.670	29	3 LAPS	1:39.951	92	1:22.696	1:23.516	35	6 LAPS	1:35.862	95	1:18.766	1:27.660
32	3 LAPS	1:49.884	2	1:17.781	1:26.714	2	1:15.455	1:24.504				45	2 LAPS	1:32.868	98	2 LAPS	1:33.786
56	1 LAP	1:36.340	56	1 LAP	1:34.059	36	1 LAP	1:38.324									
4	2 LAPS	1:36.491	4	2 LAPS	1:34.728	56	1 LAP	1:31.784									
2	1:18.792	2:23.974	32	3 LAPS	1:50.754	4	2 LAPS	1:31.358									
68	3 LAPS	1:43.099				92	1:24.511	1:24.178									

**Session Start: 11:09:25 - Finish: 12:39:33**

**Weather/Track Conditions: Cloudy / Dry**

**Circuit: Donington Park National**

**Track Length: 3.185 Km - 1.9791 miles**

# Donington Historic Festival - 30 Apr - 2 May 2016

## GT & Sports Car Cup for pre-66 GT & pre-63 Sportscars

### Race 5 - Lap Chart

Lap 37			Lap 38			Lap 39			Lap 40			Lap 41			Lap 42		
NO	Behind	Laptime	NO	Behind	Laptime	NO	Behind	Laptime	NO	Behind	Laptime	NO	Behind	Laptime	NO	Behind	Laptime
75		1:23.506	75		1:21.541	75		1:22.701	75		1:21.189	75		1:20.770	75		1:22.385
19	5 LAPS	1:32.141	19	5 LAPS	1:31.260	32	6 LAPS	2:56.371	53	2 LAPS	1:29.367	29	5 LAPS	1:39.585	53	2 LAPS	1:27.968
45	3 LAPS	1:33.189	45	3 LAPS	1:32.961	61	3 LAPS	1:30.222	95	1 LAP	1:25.720	53	2 LAPS	1:27.886	29	5 LAPS	1:39.257
23	5 LAPS	2:58.378	23	5 LAPS	1:34.599	95	1 LAP	1:25.607	61	3 LAPS	1:30.134	<b>95</b>	1 LAP	1:27.421	82	1 LAP	1:24.054
35	7 LAPS	1:36.112	<b>35</b>	7 LAPS	1:38.467	47	3 LAPS	1:29.546	47	3 LAPS	1:29.875	47	3 LAPS	1:29.554	32	6 LAPS	1:36.524
20	4 LAPS	1:31.828	82	1 LAP	2:12.446	<b>68</b>	5 LAPS	1:41.003	32	6 LAPS	1:37.117	<b>61</b>	3 LAPS	1:32.935	<b>47</b>	3 LAPS	1:48.651
49	7 LAPS	1:34.260	20	4 LAPS	1:30.880	19	5 LAPS	1:29.087	35	8 LAPS	2:41.758	32	6 LAPS	1:36.109	35	8 LAPS	1:34.423
56	2 LAPS	1:28.968	56	2 LAPS	1:29.192	45	3 LAPS	1:32.905	19	5 LAPS	1:29.410	82	1 LAP	1:25.751	68	6 LAPS	1:36.465
4	3 LAPS	1:31.069	49	7 LAPS	1:34.566	82	1 LAP	1:25.054	82	1 LAP	1:23.928	68	6 LAPS	3:00.919	56	2 LAPS	1:28.860
36	2 LAPS	1:33.102	4	3 LAPS	1:30.502	23	5 LAPS	1:34.725	45	3 LAPS	1:33.582	35	8 LAPS	1:36.410	9	7 LAPS	1:25.895
10	3 LAPS	1:34.223	36	2 LAPS	1:29.762	20	4 LAPS	1:31.526	20	4 LAPS	1:29.386	<b>19</b>	5 LAPS	1:34.473	95	1 LAP	2:09.697
29	4 LAPS	1:37.170	98	3 LAPS	2:00.871	56	2 LAPS	1:29.148	56	2 LAPS	1:29.862	45	3 LAPS	1:32.801	45	3 LAPS	1:33.417
48	2 LAPS	1:26.461	10	3 LAPS	1:35.731	4	3 LAPS	1:29.803	23	5 LAPS	1:33.338	56	2 LAPS	1:29.641	4	3 LAPS	1:30.585
9	7 LAPS	1:24.682	48	2 LAPS	1:26.288	36	2 LAPS	1:30.147	4	3 LAPS	1:29.268	23	5 LAPS	1:33.255	2	1:04.092	1:20.423
97	1 LAP	1:28.766	9	7 LAPS	1:24.196	49	7 LAPS	1:34.041	36	2 LAPS	1:29.780	<b>20</b>	4 LAPS	1:35.022	36	2 LAPS	1:30.027
77	56.385	1:23.491	29	4 LAPS	1:37.178	48	2 LAPS	1:27.806	48	2 LAPS	1:26.600	4	3 LAPS	1:29.261	23	5 LAPS	1:34.345
92	1 LAP	2:18.818	77	58.372	1:23.528	9	7 LAPS	1:24.092	9	7 LAPS	1:24.320	9	7 LAPS	1:24.952	98	4 LAPS	1:34.698
58	1 LAP	1:27.749	97	1 LAP	1:28.661	10	3 LAPS	1:35.644	49	7 LAPS	1:34.199	36	2 LAPS	1:29.033	58	2 LAPS	1:28.357
53	1 LAP	1:28.477	92	1 LAP	1:27.953	77	59.385	1:23.714	77	1:01.575	1:23.379	98	4 LAPS	2:36.875	49	7 LAPS	1:33.369
2	1:09.689	1:20.758	58	1 LAP	1:27.890	29	4 LAPS	1:37.422	10	3 LAPS	1:33.710	<b>48</b>	2 LAPS	1:30.275			
61	2 LAPS	1:31.856	2	1:08.752	1:20.604	97	1 LAP	1:28.237	2	1:05.857	1:20.432	2	1:06.054	1:20.967			
47	2 LAPS	1:29.600	53	1 LAP	1:30.585	<b>98</b>	3 LAPS	1:50.503	97	1 LAP	1:29.106	<b>77</b>	1:08.930	1:28.125			
68	4 LAPS	1:39.400				2	1:06.614	1:20.563	92	1 LAP	1:28.083	49	7 LAPS	1:33.965			
95	1:21.087	1:25.827				92	1 LAP	1:27.278				58	2 LAPS	2:36.724			
						<b>58</b>	1 LAP	1:33.331				10	3 LAPS	1:34.856			
												97	1 LAP	1:27.633			
												92	1 LAP	1:27.022			

**Session Start: 11:09:25 - Finish: 12:39:33**

**Weather/Track Conditions: Cloudy / Dry**

**Circuit: Donington Park National**

**Track Length: 3.185 Km - 1.9791 miles**

# Donington Historic Festival - 30 Apr - 2 May 2016

## GT & Sports Car Cup for pre-66 GT & pre-63 Sportscars

### Race 5 - Lap Chart

Lap 43			Lap 44			Lap 45			Lap 46			Lap 47			Lap 48		
NO	Behind	Laptime	NO	Behind	Laptime	NO	Behind	Laptime	NO	Behind	Laptime	NO	Behind	Laptime	NO	Behind	Laptime
75		1:22.674	75		1:25.693	75		2:13.296	75		1:22.158	2		1:19.821	2		1:22.275
97	2 LAPS	1:29.750	49	8 LAPS	1:32.503	29	6 LAPS	3:04.731	2	3.835	1:21.092	56	3 LAPS	1:28.028	75	0.275	1:22.207
92	2 LAPS	1:28.884	92	2 LAPS	1:27.432	48	3 LAPS	1:28.430	4	4 LAPS	1:31.228	75	0.343	1:23.999	61	4 LAPS	1:31.302
10	4 LAPS	1:36.417	97	2 LAPS	1:33.177	2	4.901	1:20.368	48	3 LAPS	1:28.490	4	4 LAPS	1:28.008	77	1 LAP	1:28.928
61	4 LAPS	2:36.188	61	4 LAPS	1:31.279	19	6 LAPS	1:28.886	45	4 LAPS	2:29.252	48	3 LAPS	1:27.143	56	3 LAPS	1:28.281
53	2 LAPS	1:32.443	10	4 LAPS	1:34.946	9	7 LAPS	1:30.587	19	6 LAPS	1:28.976	19	6 LAPS	1:29.977	49	8 LAPS	1:45.617
77	1 LAP	2:13.092	82	1 LAP	1:22.632	97	2 LAPS	2:23.180	29	6 LAPS	1:36.822	45	4 LAPS	1:34.284	10	5 LAPS	1:37.978
82	1 LAP	1:23.720	77	1 LAP	1:27.058	95	1 LAP	1:26.985	97	2 LAPS	1:27.285	9	8 LAPS	2:56.471	4	4 LAPS	1:27.195
29	5 LAPS	1:43.239	48	3 LAPS	1:27.329	53	2 LAPS	1:27.101	95	1 LAP	1:26.125	97	2 LAPS	1:27.503	48	3 LAPS	1:27.939
48	3 LAPS	2:30.674	19	6 LAPS	1:28.388	35	8 LAPS	1:33.773	53	2 LAPS	1:27.985	95	1 LAP	1:26.865	19	6 LAPS	1:28.374
19	6 LAPS	2:56.276	2	57.829	1:20.574	20	5 LAPS	1:35.159	35	8 LAPS	1:33.062	29	6 LAPS	1:39.952	95	1 LAP	1:27.372
20	5 LAPS	2:49.627	9	7 LAPS	1:25.393	68	6 LAPS	1:34.437	20	5 LAPS	1:34.381	53	2 LAPS	1:27.485	45	4 LAPS	1:33.389
35	8 LAPS	1:35.192	35	8 LAPS	1:32.396	32	6 LAPS	1:37.069	68	6 LAPS	1:33.761	35	8 LAPS	1:33.299	97	2 LAPS	1:28.442
32	6 LAPS	1:38.929	95	1 LAP	1:30.413	58	2 LAPS	1:28.417	58	2 LAPS	1:28.172	58	2 LAPS	1:28.409	9	8 LAPS	1:30.332
68	6 LAPS	1:35.007	20	5 LAPS	1:38.254	23	5 LAPS	1:33.480	92	1 LAP	1:27.270	92	1 LAP	1:28.354	53	2 LAPS	1:27.532
9	7 LAPS	1:25.809	53	2 LAPS	2:14.667	92	1 LAP	1:26.359	32	6 LAPS	1:37.283	20	5 LAPS	1:35.684	29	6 LAPS	1:39.477
2	1:02.948	1:21.530	32	6 LAPS	1:38.874	98	4 LAPS	1:33.415	23	5 LAPS	1:33.020	68	6 LAPS	1:35.608	58	2 LAPS	1:27.186
95	1 LAP	1:27.379	68	6 LAPS	1:38.525	49	7 LAPS	1:32.722	98	4 LAPS	1:32.180	23	5 LAPS	1:33.125	35	8 LAPS	1:32.984
56	2 LAPS	1:33.444	45	3 LAPS	1:34.634	61	3 LAPS	1:30.098	49	7 LAPS	1:32.655	32	6 LAPS	1:37.405	92	1 LAP	1:26.419
45	3 LAPS	1:33.989	23	5 LAPS	1:32.193	82	1:07.612	1:23.207	82	1:10.250	1:24.796	98	4 LAPS	1:31.053	68	6 LAPS	1:34.715
4	3 LAPS	1:33.811	58	2 LAPS	1:28.831	36	2 LAPS	1:26.339	61	3 LAPS	1:32.449	82	1:11.759	1:25.165	23	5 LAPS	1:33.575
36	2 LAPS	1:34.227	98	4 LAPS	1:32.843	56	2 LAPS	1:26.706	10	4 LAPS	2:49.676	36	2 LAPS	1:26.830	82	1:15.677	1:26.193
23	5 LAPS	1:33.006	92	1 LAP	1:26.544	77	1:18.757	1:25.616	36	2 LAPS	1:25.343				98	4 LAPS	1:33.188
98	4 LAPS	1:32.863	49	7 LAPS	1:33.166				77	1:22.247	1:25.648						
58	2 LAPS	1:28.469	61	3 LAPS	1:29.492												
			82	1:57.701	1:23.662												
			36	2 LAPS	2:11.458												
			10	3 LAPS	1:43.101												
			56	2 LAPS	2:22.255												
			77	2:06.437	1:28.109												
			4	3 LAPS	2:19.909												

Session Start: 11:09:25 - Finish: 12:39:33

Weather/Track Conditions: Cloudy / Dry

Circuit: Donington Park National

Track Length: 3.185 Km - 1.9791 miles

# Donington Historic Festival - 30 Apr - 2 May 2016

## GT & Sports Car Cup for pre-66 GT & pre-63 Sportscars

### Race 5 - Lap Chart

Lap 49			Lap 50			Lap 51			Lap 52			Lap 53			Lap 54		
NO	Behind	Laptime	NO	Behind	Laptime	NO	Behind	Laptime	NO	Behind	Laptime	NO	Behind	Laptime	NO	Behind	Laptime
2		1:20.105	2		1:21.416	2		1:20.940	2		1:21.301	2		1:23.932	2		1:21.154
32	7 LAPS	1:37.219	68	7 LAPS	1:34.108	82	1 LAP	1:23.840	58	3 LAPS	1:29.054	92	2 LAPS	1:27.561	92	2 LAPS	1:26.939
75	3.140	1:22.970	23	6 LAPS	1:32.745	35	9 LAPS	1:33.996	82	1 LAP	1:24.894	45	5 LAPS	1:34.730	82	1 LAP	1:24.137
36	3 LAPS	1:26.754	98	5 LAPS	1:31.224	29	7 LAPS	1:39.957	20	7 LAPS	1:35.008	58	3 LAPS	1:28.120	58	3 LAPS	1:28.292
61	4 LAPS	1:28.810	36	3 LAPS	1:27.110	68	7 LAPS	1:33.377	35	9 LAPS	1:32.688	82	1 LAP	1:23.741	45	5 LAPS	1:34.175
20	6 LAPS	1:53.427	77	1 LAP	1:26.061	98	5 LAPS	1:30.914	77	1 LAP	1:28.009	35	9 LAPS	1:33.322	77	1 LAP	1:26.847
77	1 LAP	1:25.602	61	4 LAPS	1:30.468	36	3 LAPS	1:28.431	98	5 LAPS	1:30.874	77	1 LAP	1:26.197	36	3 LAPS	1:27.708
56	3 LAPS	1:26.276	56	3 LAPS	1:27.473	77	1 LAP	1:25.324	36	3 LAPS	1:30.690	36	3 LAPS	1:27.526	35	9 LAPS	1:33.836
49	8 LAPS	1:32.152	32	7 LAPS	1:39.290	23	6 LAPS	1:36.660	29	7 LAPS	1:39.035	98	5 LAPS	1:29.726	98	5 LAPS	1:28.656
10	5 LAPS	1:32.561	4	4 LAPS	1:29.201	56	3 LAPS	1:26.980	68	7 LAPS	1:35.125	56	3 LAPS	1:29.395	56	3 LAPS	1:28.148
4	4 LAPS	1:26.607	10	5 LAPS	1:32.765	61	4 LAPS	1:29.849	56	3 LAPS	1:27.969	61	4 LAPS	1:29.056	61	4 LAPS	1:28.358
48	3 LAPS	1:28.048	48	3 LAPS	1:27.682	4	4 LAPS	1:27.136	61	4 LAPS	1:29.738	20	7 LAPS	1:55.302	4	4 LAPS	1:28.773
19	6 LAPS	1:27.611	49	8 LAPS	1:36.571	32	7 LAPS	1:35.876	23	6 LAPS	1:35.676	29	7 LAPS	1:38.082	68	7 LAPS	1:33.972
95	1 LAP	1:25.633	19	6 LAPS	1:28.567	48	3 LAPS	1:27.712	49	9 LAPS	2:45.251	68	7 LAPS	1:35.374	48	3 LAPS	1:27.882
97	2 LAPS	1:27.351	95	1 LAP	1:25.177	10	5 LAPS	1:33.115	4	4 LAPS	1:28.274	23	6 LAPS	1:33.390	23	6 LAPS	1:34.729
9	8 LAPS	1:27.201	97	2 LAPS	1:26.423	19	6 LAPS	1:28.218	48	3 LAPS	1:28.799	4	4 LAPS	1:28.844	29	7 LAPS	1:38.877
53	2 LAPS	1:26.890	9	8 LAPS	1:26.577	95	1 LAP	1:25.802	32	7 LAPS	1:36.568	49	9 LAPS	1:36.037	95	1 LAP	1:26.270
45	4 LAPS	1:33.749	53	2 LAPS	1:26.354	97	2 LAPS	1:26.292	10	5 LAPS	1:31.526	48	3 LAPS	1:27.295	49	9 LAPS	1:35.385
58	2 LAPS	1:28.624	45	4 LAPS	1:33.536	9	8 LAPS	1:25.946	95	1 LAP	1:25.331	95	1 LAP	1:25.943	19	6 LAPS	1:27.379
92	1 LAP	1:27.315	58	2 LAPS	1:28.904	53	2 LAPS	1:26.612	19	6 LAPS	1:28.370	19	6 LAPS	1:27.139	97	2 LAPS	1:26.693
29	6 LAPS	1:41.681	92	1 LAP	1:28.037	45	4 LAPS	1:33.670	97	2 LAPS	1:26.348	10	5 LAPS	1:31.280	9	8 LAPS	1:26.380
35	8 LAPS	1:34.160	20	6 LAPS	2:29.769	92	1 LAP	1:26.347	9	8 LAPS	1:26.499	97	2 LAPS	1:26.603	53	2 LAPS	1:26.971
82	1:21.323	1:25.751							53	2 LAPS	1:26.565	32	7 LAPS	1:36.442	10	5 LAPS	1:33.139
												9	8 LAPS	1:26.754	32	7 LAPS	1:36.522
												53	2 LAPS	1:25.525			

**Session Start: 11:09:25 - Finish: 12:39:33**

**Weather/Track Conditions: Cloudy / Dry**

**Circuit: Donington Park National**

**Track Length: 3.185 Km - 1.9791 miles**

# Donington Historic Festival - 30 Apr - 2 May 2016

## GT & Sports Car Cup for pre-66 GT & pre-63 Sportscars

### Race 5 - Lap Chart

Lap 55			Lap 56			Lap 57			Lap 58		
NO	Behind	Laptime	NO	Behind	Laptime	NO	Behind	Laptime	NO	Behind	Laptime
2		1:21.719	2		1:22.698	2		1:23.521	2		1:23.514
82	1 LAP	1:23.754	10	6 LAPS	1:32.501	23	7 LAPS	1:35.611	53	3 LAPS	1:26.254
92	2 LAPS	1:27.587	20	9 LAPS	3:29.799	97	3 LAPS	1:37.762	9	9 LAPS	1:26.876
58	3 LAPS	1:27.607	32	8 LAPS	1:36.658	49	10 LAPS	1:35.232	68	8 LAPS	1:34.635
45	5 LAPS	1:35.476	82	1 LAP	1:23.673	29	8 LAPS	1:40.614	97	3 LAPS	1:27.110
77	1 LAP	1:24.987	92	2 LAPS	1:26.990	10	6 LAPS	1:34.085	23	7 LAPS	1:34.599
36	3 LAPS	1:26.426	58	3 LAPS	1:28.361	82	1 LAP	1:24.573	82	1 LAP	1:24.432
98	5 LAPS	1:28.576	77	1 LAP	1:26.367	20	9 LAPS	1:33.752	49	10 LAPS	1:33.757
56	3 LAPS	1:27.476	45	5 LAPS	1:35.395	92	2 LAPS	1:26.558	10	6 LAPS	1:35.155
35	9 LAPS	1:32.716	36	3 LAPS	1:27.116	32	8 LAPS	1:36.121	92	2 LAPS	1:27.896
61	4 LAPS	1:28.098	56	3 LAPS	1:28.149	58	3 LAPS	1:29.392	20	9 LAPS	1:32.769
4	4 LAPS	1:27.130	98	5 LAPS	1:30.432	77	1 LAP	1:25.891	29	8 LAPS	1:39.023
48	3 LAPS	1:29.359	35	9 LAPS	1:32.970	36	3 LAPS	1:27.980	32	8 LAPS	1:34.509
95	1 LAP	1:28.861	61	4 LAPS	1:28.484	45	5 LAPS	1:34.815	58	3 LAPS	1:28.384
68	7 LAPS	1:35.183	4	4 LAPS	1:27.448	56	3 LAPS	1:27.394	77	1 LAP	1:29.081
23	6 LAPS	1:34.310	48	3 LAPS	1:27.749	98	5 LAPS	1:28.680	36	3 LAPS	1:27.873
19	6 LAPS	1:28.709	95	1 LAP	1:26.468	61	4 LAPS	1:30.216	56	3 LAPS	1:29.020
97	2 LAPS	1:27.831	19	6 LAPS	1:28.540	4	4 LAPS	1:27.448	98	5 LAPS	1:29.379
9	8 LAPS	1:27.699	53	2 LAPS	1:28.257	35	9 LAPS	1:33.379	45	5 LAPS	1:36.923
53	2 LAPS	1:25.249	68	7 LAPS	1:34.929	48	3 LAPS	1:27.746	4	4 LAPS	1:27.335
29	7 LAPS	1:38.539	9	8 LAPS	1:29.734	95	1 LAP	1:28.578	61	4 LAPS	1:28.926
49	9 LAPS	1:36.313				19	6 LAPS	1:25.903	48	3 LAPS	1:28.107
									35	9 LAPS	1:34.958
									95	1 LAP	1:27.788
									19	6 LAPS	1:25.222
									75	8 LAPS	15:50.793

Session Start: 11:09:25 - Finish: 12:39:33

Weather/Track Conditions: Cloudy / Dry

Circuit: Donington Park National

Track Length: 3.185 Km - 1.9791 miles

## Donington Historic Festival - 30 Apr - 2 May 2016

### U2TC for pre-66 under 2-litre Touring Cars

#### Qualifying - Classification

Sheet No:

POS	NO	DRIVER/S	CLASS	CLASS POS	CAR MAKE / MODEL	TIME	ON	LAPS	GAP	DIFF	MPH
1	100	Shaw-Oliver	D	1	BMW 1800 TiSA	1:42.401	14	14			69.58
2	111	Clark-Smith	D	2	BMW 1800 TiSA	1:43.772	13	14	1.371	1.371	68.66
3	70	Dion Kremer	C	1	Ford Lotus Cortina	1:44.811	12	13	2.410	1.039	67.98
4	134	Wood-Nuthall	D	3	BMW 1800 Ti	1:45.498	15	16	3.097	0.687	67.53
5	113	Wolfe-Gans	C	2	Ford Lotus Cortina	1:46.134	8	8	3.733	0.636	67.13
6	15	Churchill-Baldwin	B	1	Austin Mini Cooper S	1:46.822	12	13	4.421	0.688	66.70
7	89	Banks A-Banks M	C	3	Alfa Romeo Giulia Sprint	1:46.868	9	15	4.467	0.046	66.67
8	16	David Tomlin	C	4	Ford Lotus Cortina	1:47.195	14	16	4.794	0.327	66.46
9	98	Pattle G-Pattle T	C	5	Ford Lotus Cortina	1:47.229	14	14	4.828	0.034	66.44
10	41	Soper-Cuff	C	6	Ford Lotus Cortina	1:47.257	11	13	4.856	0.028	66.43
11	53	Pheysey-Hales	C	7	Ford Lotus Cortina	1:47.303	14	14	4.902	0.046	66.40
12	77	Sanders-Jones	C	8	Ford Lotus Cortina	1:47.329	8	15	4.928	0.026	66.38
13	42	John Spiers	C	9	Ford Lotus Cortina	1:47.934	15	15	5.533	0.605	66.01
14	66	Viggo Lund	C	10	Ford Lotus Cortina	1:48.066	11	12	5.665	0.132	65.93
15	117	Mursall P-Mursall D	D	4	BMW 1800 Ti	1:48.082	10	11	5.681	0.016	65.92
16	69	Avill-Hyett	C	11	Ford Lotus Cortina	1:48.235	14	14	5.834	0.153	65.83
17	68	Mursall D-Mursall P	D	5	BMW 1800 Ti	1:48.297	12	13	5.896	0.062	65.79
18	84	Steve Jones	B	2	Morris Mini Cooper S	1:48.693	13	14	6.292	0.396	65.55
19	52	Dutton-Brown	C	12	Ford Lotus Cortina	1:49.408	14	15	7.007	0.715	65.12
20	195	Smail-Mann	C	13	Ford Lotus Cortina	1:49.658	13	14	7.257	0.250	64.97
21	161	Letts A-Letts G	C	14	Ford Lotus Cortina	1:51.174	6	14	8.773	1.516	64.09
22	25	Sime B-Sime J	B	3	Morris Mini Cooper S	1:51.445	5	13	9.044	0.271	63.93
23	148	James-Stretton	D	6	BMW 1800 Ti	1:51.911	11	13	9.510	0.466	63.66
24	179	Dominik Roschmann	C	15	Alfa Romeo Giulia Sprint	1:54.465	10	12	12.064	2.554	62.24
25	54	Halusa M-Halusa L	C	16	Alfa Romeo Giulia Sprint	1:58.840	9	12	16.439	4.375	59.95

*Session Start: 12:27:50 - Finish: 12:57:53*

*Weather/Track Conditions: Rain / Wet*

*Circuit: Donington Park National*

*Track Length: 3.185 Km - 1.9791 miles*

These results are provisional until the conclusion of any judicial and technical matters.

Clerk of the Course:

Julian Floyd

Timekeeper:

Nick Palmer

Posted at:



# Donington Historic Festival - 30 Apr - 2 May 2016

## U2TC for pre-66 under 2-litre Touring Cars

### Qualifying - Sector Analysis

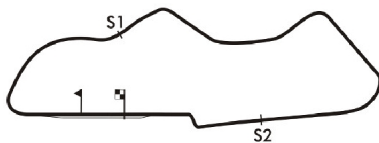
15 Churchill-Baldwin (B)									Austin Mini Cooper S								
lap	Sect-1	Speed	Sect-2	Speed	Sect-3	Speed	TopSpeed	laptime pit	lap	Sect-1	Speed	Sect-2	Speed	Sect-3	Speed	Topspeed	laptime pit
1	Out	65.4	1:03.105	91.7	19.384	84.6		1:54.748	8	31.767	71.7	59.867	93.5	19.048	84.8		1:50.682
2	31.320	68.3	59.317	92.1	19.381	86.9		1:50.018	9	30.653	75.4	58.950	93.6	18.728	86.7		1:48.331
3	31.183	74.2	59.236	91.5	18.924	86.4		1:49.343	10	29.751	76.3	59.181	94.3	18.950	86.0		1:47.882
4	30.844	72.3	59.119	92.0	19.941	86.7		1:49.904	11	29.913	76.3	58.038	95.6	19.382	86.3		1:47.333
5	31.466	69.2	1:00.604	92.0				1:57.524	12	30.003	76.3	58.534	93.9	18.285	87.1		1:46.822
6	Out	61.4	1:01.161	92.5	20.009	85.6		3:33.155 P	13	30.077	78.2	58.557	93.8	18.841	87.7		1:47.475
7	31.221	69.5	1:00.149	93.4	20.038	83.9		1:51.408	14								

16 David Tomlin (C)									Ford Lotus Cortina								
lap	Sect-1	Speed	Sect-2	Speed	Sect-3	Speed	TopSpeed	laptime pit	lap	Sect-1	Speed	Sect-2	Speed	Sect-3	Speed	Topspeed	laptime pit
1	32.812	69.6	1:24.330	79.0	21.247	81.6		2:18.389	9	30.901	76.1	59.712	97.7	19.534	85.4		1:50.147
2	32.344	69.7	1:03.118	95.4	20.588	82.2		1:56.050	10	31.009	79.5	58.706	98.6	19.039	84.6		1:48.754
3	32.150	67.5	1:04.034	91.6	19.780	82.6		1:55.964	11	30.794	76.5	1:00.828	98.4	19.094	85.7		1:50.716
4	31.814	71.9	1:02.068	96.3	19.429	84.4		1:53.311	12	30.064	82.7	59.447	98.2	18.631	85.4		1:48.142
5	30.879	76.4	1:00.688	96.6	19.662	83.4		1:51.229	13	30.572	81.9	58.426	97.7	18.753	84.5		1:47.751
6	31.756	72.8	1:07.803	77.0	21.800	84.5		2:01.359	14	30.375	80.7	58.132	98.0	18.688	86.1		1:47.195
7	30.466	78.2	59.504	97.6	19.765	85.1		1:49.735	15	30.273	79.7	59.847	97.3	18.597	85.7		1:48.717
8	31.286	75.4	1:01.979	69.1	20.530	84.2		1:53.795	16	30.402	81.1	58.900	97.7	18.277	84.0		1:47.579

25 Sime B-Sime J (B)									Morris Mini Cooper S								
lap	Sect-1	Speed	Sect-2	Speed	Sect-3	Speed	TopSpeed	laptime pit	lap	Sect-1	Speed	Sect-2	Speed	Sect-3	Speed	Topspeed	laptime pit
1	32.849	66.0	1:04.730	91.2	21.259	81.3		1:58.838	8	33.953	66.7	1:01.655	92.7	19.992	81.8		1:55.600
2	32.341	68.8	1:02.770	91.6	19.709	81.9		1:54.820	9	31.837	72.5	1:00.570	93.4	33.939	79.6		2:06.346
3	31.455	72.2	1:01.602	90.5	20.959	81.3		1:54.016	10	32.545	70.5	1:00.630	93.0	20.361	83.3		1:53.536
4	31.183	73.2	1:01.106	91.4	19.558	82.2		1:51.847	11	31.604	69.1	1:01.037	93.4	20.383	81.6		1:53.024
5	30.746	73.2	1:00.333	91.0	20.366	82.5		1:51.445	12	31.130	71.9	1:01.414	92.5	20.259	76.3		1:52.803
6	31.003	72.3	1:00.716	90.7				1:55.853	13	32.604	71.0	1:01.740	93.0	19.898	81.0		1:54.242
7	Out	61.7	1:05.995	79.8	21.834	79.4		6:05.510 P	14								

41 Soper-Cuff (C)									Ford Lotus Cortina								
lap	Sect-1	Speed	Sect-2	Speed	Sect-3	Speed	TopSpeed	laptime pit	lap	Sect-1	Speed	Sect-2	Speed	Sect-3	Speed	Topspeed	laptime pit
1	30.465	72.5	1:02.862	90.4	20.962	84.4		1:54.289	8	30.781	79.8	59.249	97.3	18.954	86.8		1:48.984
2	30.560	75.5	1:00.912	91.7	21.039	87.6		1:52.511	9	30.639	74.8	1:00.043	98.2	19.261	82.8		1:49.943
3	30.901	69.1	59.314	94.3	20.218	84.0		1:50.433	10	30.534	82.3	58.654	95.9	19.535	81.7		1:48.723
4	30.636	75.0	1:00.959	83.2				1:56.857	11	29.758	83.2	58.376	96.9	19.123	85.9		1:47.257
5	Out	69.5	1:00.523	93.8	19.973	83.4		3:44.659 P	12	29.942	81.1	58.907	93.5				1:51.406
6	31.458	79.3	59.610	93.1	19.427	83.7		1:50.495	13	Out	81.1	In		In			2:43.338 P
7	30.833	82.7	58.910	96.3	19.446	81.3		1:49.189	14								

42 John Spiers (C)									Ford Lotus Cortina								
lap	Sect-1	Speed	Sect-2	Speed	Sect-3	Speed	TopSpeed	laptime pit	lap	Sect-1	Speed	Sect-2	Speed	Sect-3	Speed	Topspeed	laptime pit
1	32.789	74.5	1:03.531	87.8	21.092	78.8		1:57.412	9	30.795	73.3	1:01.339	96.2	19.718	84.9		1:51.852
2	31.576	76.6	1:01.535	91.4	19.883	82.2		1:52.994	10	31.156	76.2	1:00.303	93.3	19.937	83.0		1:51.396
3	31.364	78.7	1:01.649	87.0	19.979	85.0		1:52.992	11	30.536	84.5	59.591	95.2	19.103	82.3		1:49.230
4	32.959	67.6	1:01.812	93.5	19.826	80.3		1:54.597	12	30.068	84.5	1:01.027	94.4	18.823	86.0		1:49.918
5	30.774	81.1	1:00.143	93.5	30.492	80.3		2:01.409	13	29.735	87.3	59.903	96.1	19.161	82.5		1:48.799
6	30.735	82.3	1:00.432	95.5	19.496	82.6		1:50.663	14	30.079	87.5	1:00.635	88.9	19.392	87.2		1:50.106
7	30.713	83.0	59.676	95.1	19.483	83.5		1:49.872	15	29.895	82.2	59.093	95.4	18.946	87.2		1:47.934
8	30.796	84.4	59.887	94.8	19.083	82.4		1:49.766	16								



Session Start: 12:27:50 - Finish: 12:57:53

Weather/Track Conditions: Rain / Wet

Circuit: Donington Park National

Track Length: 3.185 Km - 1.9791 miles

# Donington Historic Festival - 30 Apr - 2 May 2016

## U2TC for pre-66 under 2-litre Touring Cars

### Qualifying - Sector Analysis

52 Dutton-Brown (C)									Ford Lotus Cortina										
lap	Sect-1	Speed	Sect-2	Speed	Sect-3	Speed	TopSpeed	laptime	pit	lap	Sect-1	Speed	Sect-2	Speed	Sect-3	Speed	Topspeed	laptime	pit
1	32.839	72.7	1:05.548	83.7	22.276	77.4		2:00.663		9	31.417	75.1	1:01.317	95.2	20.332	81.3		1:53.066	
2	32.014	<u>77.5</u>	1:02.155	92.5	21.424	81.4		1:55.593		10	31.533	73.1	1:03.183	90.3	20.203	81.4		1:54.919	
3	31.519	68.5	1:01.401	93.9	20.972	80.3		1:53.892		11	30.712	<u>77.5</u>	1:00.721	95.4	19.190	86.2		1:50.623	
4	31.055	76.7	1:00.440	93.8	20.620	83.1		1:52.115		12	30.536	77.4	1:01.001	95.4	20.234	82.1		1:51.771	
5	32.110	73.4	1:01.258	80.7				1:59.487		13	30.656	76.8	1:00.339	96.7	19.228	86.9		1:50.223	
6	Out	69.0	1:02.626	86.1	21.461	82.4		2:57.712	P	14	30.651	75.9	<u>59.637</u>	<u>98.0</u>	<u>19.120</u>	86.9		<u>1:49.408</u>	
7	31.906	72.2	1:01.736	93.0	20.213	81.8		1:53.855		15	<u>30.230</u>	76.8	1:00.579	97.3	19.195	<u>87.8</u>		1:50.004	
8	32.350	71.9	1:01.744	89.3	20.178	82.3		1:54.272		16									

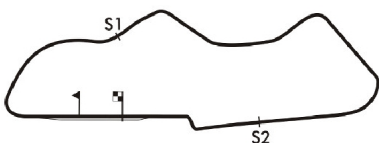
53 Pheysey-Hales (C)									Ford Lotus Cortina										
lap	Sect-1	Speed	Sect-2	Speed	Sect-3	Speed	TopSpeed	laptime	pit	lap	Sect-1	Speed	Sect-2	Speed	Sect-3	Speed	Topspeed	laptime	pit
1	35.449	65.1	1:05.738	86.7	20.943	80.6		2:02.130		8	Out	68.4	1:00.516	92.4	20.316	81.6		3:15.078	P
2	34.086	65.8	1:03.547	85.4	20.504	81.1		1:58.137		9	33.034	73.2	59.960	94.0	19.729	82.6		1:52.723	
3	34.202	63.4	1:02.505	86.0	20.444	80.8		1:57.151		10	31.723	71.1	1:00.757	90.6				1:57.827	
4	33.423	68.5	1:01.713	89.2	21.439	81.3		1:56.575		11	Out	74.0	59.356	88.7	20.068	86.4		3:15.859	P
5	33.521	74.7	1:00.374	90.6	20.505	79.4		1:54.400		12	30.781	80.0	1:01.373	90.1	19.806	84.4		1:51.960	
6	32.721	71.8	1:00.345	93.4	20.348	81.5		1:53.414		13	30.527	78.3	58.714	94.7	18.959	<u>86.5</u>		1:48.200	
7	31.617	74.4	1:00.433	91.6				2:05.245		14	<u>30.343</u>	<u>81.1</u>	<u>58.073</u>	<u>96.6</u>	<u>18.887</u>	86.1		<u>1:47.303</u>	

54 Halusa M-Halusa L (C)									Alfa Romeo Giulia Sprint										
lap	Sect-1	Speed	Sect-2	Speed	Sect-3	Speed	TopSpeed	laptime	pit	lap	Sect-1	Speed	Sect-2	Speed	Sect-3	Speed	Topspeed	laptime	pit
1	37.121	56.1	1:07.489	81.2	<u>22.257</u>	74.6		2:06.867		7	33.650	65.8	1:07.258	86.7	22.699	74.0		2:03.607	
2	36.106	63.2	1:45.105	48.1				2:56.418		8	34.833	68.6	1:03.325	<u>88.0</u>	40.949	73.2		2:19.107	
3	Out	66.2	1:07.782	78.0	23.361	73.4		3:22.246	P	9	<u>33.251</u>	<u>72.7</u>	<u>1:03.214</u>	85.9	22.375	76.5		<u>1:58.840</u>	
4	36.274	60.9	1:07.961	81.1	25.846	71.6		2:10.081		10	33.302	67.9	1:05.501	78.4				2:06.008	
5	34.927	62.8	1:05.461	84.7	24.950	71.5		2:05.338		11	Out	61.3	1:12.567	72.9	25.061	68.1		4:16.003	P
6	34.029	66.2	1:04.207	80.9	22.695	<u>76.7</u>		2:00.931		12	36.957	66.3	1:10.816	73.8	24.089	66.5		2:11.862	

66 Viggo Lund (C)									Ford Lotus Cortina										
lap	Sect-1	Speed	Sect-2	Speed	Sect-3	Speed	TopSpeed	laptime	pit	lap	Sect-1	Speed	Sect-2	Speed	Sect-3	Speed	Topspeed	laptime	pit
1	31.860	83.0	1:05.556	79.9	21.827	81.8		1:59.243		7	30.927	83.2	1:00.106	94.6	19.540	<u>87.3</u>		1:50.573	
2	32.443	81.0	1:01.747	84.0				1:59.329		8	31.263	75.0	1:01.389	95.0	19.509	85.3		1:52.161	
3	Out	80.8	59.371	95.5	19.917	83.3		8:12.777	P	9	30.380	77.5	58.993	96.1	19.605	82.9		1:48.978	
4	29.980	84.8	58.889	96.6	19.769	85.2		1:48.638		10	30.367	83.9	59.224	96.6	19.436	83.1		1:49.027	
5	31.105	84.3	1:00.094	97.0	20.292	85.2		1:51.491		11	29.953	82.2	<u>58.608</u>	<u>98.3</u>	19.505	85.6		<u>1:48.066</u>	
6	31.286	77.2	1:01.171	94.3	20.165	83.1		1:52.622		12	<u>29.803</u>	<u>89.6</u>	1:00.363	96.6	<u>19.161</u>	84.9		1:49.327	

68 Mursall D-Mursall P (D)									BMW 1800 Ti										
lap	Sect-1	Speed	Sect-2	Speed	Sect-3	Speed	TopSpeed	laptime	pit	lap	Sect-1	Speed	Sect-2	Speed	Sect-3	Speed	Topspeed	laptime	pit
1	35.341	68.8	1:09.552	80.6	21.804	80.1		2:06.697		8	31.336	75.0	1:00.096	95.5	19.914	79.4		1:51.346	
2	34.495	67.1	1:03.600	89.8	21.096	74.3		1:59.191		9	31.922	74.6	59.197	95.8	19.829	80.5		1:50.948	
3	33.715	69.2	1:02.838	91.5	21.606			1:58.159		10	31.057	75.1	59.007	95.0	19.366	79.8		1:49.430	
4	32.633	69.5	1:04.627	84.2	20.651	83.1		1:57.911		11	30.485	76.7	59.146	95.8	19.276	78.5		1:48.907	
5	33.011	67.7	1:05.481	87.1				2:02.365		12	30.461	76.8	58.565	<u>96.6</u>	<u>19.271</u>	81.8		<u>1:48.297</u>	
6	32.633	70.7	1:01.639	93.6	20.575	<u>84.1</u>		5:32.464	P	13	<u>30.290</u>	<u>78.7</u>	<u>58.406</u>	96.1	21.573	79.6		1:50.269	
7	32.803	69.1	1:02.629	92.1	20.265	82.6		1:55.697		14									

69 Avill-Hyett (C)									Ford Lotus Cortina										
lap	Sect-1	Speed	Sect-2	Speed	Sect-3	Speed	TopSpeed	laptime	pit	lap	Sect-1	Speed	Sect-2	Speed	Sect-3	Speed	Topspeed	laptime	pit
1	33.012	72.7	1:04.455	91.6	20.677	80.9		1:58.144		8	30.654	75.6	1:01.505	93.0	19.852	82.3		1:52.011	
2	31.457	75.0	1:02.626	88.6	20.847	81.1		1:54.930		9	31.574	67.6	1:01.145	93.3	19.688	<u>84.9</u>		1:52.407	
3	31.828	73.8	1:01.875	92.0	20.194	82.5		1:53.897		10	30.186	78.7	58.708	91.1	19.809	81.6		1:48.703	
4	31.571	73.0	1:01.846	91.9				1:56.187		11	30.685	77.6	58.815	92.5	19.504	82.2		1:49.004	
5	Out	70.8	1:00.226	91.7	20.286	81.4		5:01.106	P	12	<u>30.048</u>	<u>79.7</u>	1:28.748	72.2	19.635	83.0		2:18.431	
6	32.001	73.5	1:00.461	90.4	20.550	82.6		1:53.012		13	<u>29.750</u>	78.5	59.481	91.4	<u>19.155</u>	83.0		1:48.386	
7	30.707	76.8	1:00.805	90.1	19.732	83.0		1:51.244		14	30.412	<u>79.7</u>	<u>58.495</u>	<u>95.0</u>	19.328	82.7		<u>1:48.235</u>	



Session Start: 12:27:50 - Finish: 12:57:53

Weather/Track Conditions: Rain / Wet

Circuit: Donington Park National

Track Length: 3.185 Km - 1.9791 miles

# Donington Historic Festival - 30 Apr - 2 May 2016

## U2TC for pre-66 under 2-litre Touring Cars

### Qualifying - Sector Analysis

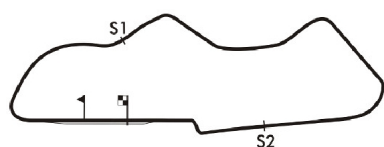
70 Dion Kremer (C)									Ford Lotus Cortina								
lap	Sect-1	Speed	Sect-2	Speed	Sect-3	Speed	TopSpeed	laptime pit	lap	Sect-1	Speed	Sect-2	Speed	Sect-3	Speed	Topspeed	laptime pit
1	31.570	66.9	1:04.836	82.9	21.533	84.6		1:57.939	8	30.197	83.0	58.421	94.3	18.803	86.2		1:47.421
2	30.871	72.0	59.354	91.4	19.926	83.5		1:50.151	9	29.593	85.2	56.848	95.4	19.005	86.4		1:45.446
3	30.524	76.7	1:00.800	85.8	21.254	85.3		1:52.578	10	29.802	83.0	59.707	82.9				1:54.437
4	30.444	79.1	57.888	92.9	19.305	86.5		1:47.637	11		80.7	57.541	91.6	19.541	87.6		3:43.524 P
5	29.972	80.8	58.767	92.0				1:53.140	12	28.660	84.7	56.208	96.3	19.943	76.2		1:44.811
6		78.3	58.079	94.3	19.543	83.0		5:08.705 P	13	30.006	83.5	56.396	95.6	18.774	85.7		1:45.176
7	31.616	65.1	58.606	94.2	19.281	83.7		1:49.503	14								

77 Sanders-Jones (C)									Ford Lotus Cortina								
lap	Sect-1	Speed	Sect-2	Speed	Sect-3	Speed	TopSpeed	laptime pit	lap	Sect-1	Speed	Sect-2	Speed	Sect-3	Speed	Topspeed	laptime pit
1	31.841	73.0	1:04.592	85.4	21.072	80.3		1:57.505	9	31.085	72.6	59.681	86.9				1:56.148
2	33.291	66.3	1:04.835	88.9	21.027	80.1		1:59.153	10	Out	74.1	1:01.358	84.8	19.780	78.8		3:19.176 P
3	32.435	66.3	1:01.315	90.0	20.742	81.6		1:54.492	11	31.914	72.5	1:00.138	89.3	19.438	84.5		1:51.490
4	31.522	75.4	1:01.073	92.2	20.174	78.7		1:52.769	12	30.877	76.9	59.528	94.0	19.235	81.5		1:49.640
5	31.226	77.3	59.782	92.0	19.564	81.4		1:50.572	13	31.026	75.6	59.924	94.0	18.974	81.2		1:49.924
6	30.481	75.2	1:00.181	92.0	20.386	81.5		1:51.048	14	31.252	72.1	1:00.461	94.6	19.214	82.2		1:50.927
7	30.411	71.2	59.092	93.8	19.214	83.2		1:48.717	15	31.403	76.1	59.683	93.4	19.518	81.2		1:50.604
8	30.068	72.0	58.024	93.9	19.237	83.9		1:47.329	16								

84 Steve Jones (B)									Morris Mini Cooper S								
lap	Sect-1	Speed	Sect-2	Speed	Sect-3	Speed	TopSpeed	laptime pit	lap	Sect-1	Speed	Sect-2	Speed	Sect-3	Speed	Topspeed	laptime pit
1	34.135	65.6	1:04.489	88.8	20.621	78.0		1:59.245	8	30.565	73.2	1:00.244	92.2	19.068	84.3		1:49.877
2	31.077	71.1	1:01.481	89.5	19.768	81.6		1:52.326	9	30.506	69.3	1:00.460	90.9	19.524	81.6		1:50.490
3	31.149	74.8	1:36.581	89.5	19.414	82.1		2:27.144	10	30.416	72.1	59.602	93.0	19.069	85.3		1:49.087
4	31.169	72.3	1:01.789	88.7	19.747	82.2		1:52.705	11	30.204	77.2	59.474	94.8	19.403	85.9		1:49.081
5	32.210	69.1	1:01.640	90.5	19.087	83.6		1:52.937	12	30.767	73.5	59.410	96.3	19.108	85.3		1:49.285
6	30.952	69.6	1:00.764	91.0	20.149	77.3		1:51.865	13	30.417	79.3	59.262	92.6	19.014	85.7		1:48.693
7	31.140	72.3	1:01.150	91.7	19.087	84.1		1:51.377	14	30.519	74.7	59.946	89.4				1:56.157

89 Banks A-Banks M (C)									Alfa Romeo Giulia Sprint GTA								
lap	Sect-1	Speed	Sect-2	Speed	Sect-3	Speed	TopSpeed	laptime pit	lap	Sect-1	Speed	Sect-2	Speed	Sect-3	Speed	Topspeed	laptime pit
1	31.329	71.7	59.901	92.9	19.738	81.9		1:50.968	9	30.023	79.2	58.269	97.3	18.576	85.4		1:46.868
2	30.391	74.9	59.275	93.1	19.316	84.3		1:48.982	10	30.187	76.9	59.157	92.1				1:50.929
3	30.135	74.5	59.665	93.4	19.212	83.1		1:49.012	11		74.1	59.839	95.5	19.320	87.0		2:41.104 P
4	30.415	75.4	58.422	94.2	19.003	85.7		1:47.840	12	30.834	78.4	1:00.332	96.5	18.987	86.3		1:50.153
5	29.947	76.8	58.725	89.8				1:50.476	13	30.394	80.7	59.783	97.4	18.582	87.3		1:48.759
6		76.4	59.485	91.7	19.265	84.2		2:59.615 P	14	30.319	82.6	58.666	97.9	18.776	86.3		1:47.761
7	29.946	76.1	58.930	95.8	19.543	87.3		1:48.419	15	30.093	81.8	59.181	96.7	18.491	87.1		1:47.765
8	30.134	79.8	59.150	95.9	19.057	86.9		1:48.341	16								

98 Pattle G-Pattle T (C)									Ford Lotus Cortina								
lap	Sect-1	Speed	Sect-2	Speed	Sect-3	Speed	TopSpeed	laptime pit	lap	Sect-1	Speed	Sect-2	Speed	Sect-3	Speed	Topspeed	laptime pit
1	34.568	68.0	1:05.859	74.0	21.599	78.0		2:02.026	8	32.692	59.7	1:01.128	88.5	20.512	79.8		1:54.332
2	32.173	70.4	1:02.752	91.5	20.608			1:55.533	9	31.443	72.4	1:00.940	83.0	20.310	78.0		1:52.693
3	31.597	65.5	1:02.418	91.5	20.293			1:54.308	10	31.231	75.6	59.847	86.7	19.625	77.8		1:50.703
4	31.611	67.7	1:00.829	92.9	19.505	81.6		1:51.945	11	30.595	70.0	59.027	89.2	19.785	77.0		1:49.407
5	31.244	64.9	1:01.240	92.9	20.466	76.9		1:52.950	12	30.366	71.7	58.419	93.6	19.559	75.7		1:48.344
6	31.207	71.2	1:00.903	93.0				1:55.976	13	30.341	71.4	59.020	91.6	19.150	79.7		1:48.511
7		62.8	1:02.144	87.9	21.122	78.7		3:34.850 P	14	30.037	71.8	57.787	93.3	19.405	77.3		1:47.229



Session Start: 12:27:50 - Finish: 12:57:53

Weather/Track Conditions: Rain / Wet

Circuit: Donington Park National

Track Length: 3.185 Km - 1.9791 miles

# Donington Historic Festival - 30 Apr - 2 May 2016

## U2TC for pre-66 under 2-litre Touring Cars

### Qualifying - Sector Analysis

100 Shaw-Oliver (D)									BMW 1800 TiSA								
lap	Sect-1	Speed	Sect-2	Speed	Sect-3	Speed	TopSpeed	laptime pit	lap	Sect-1	Speed	Sect-2	Speed	Sect-3	Speed	Topspeed	laptime pit
1	32.034	72.2	1:01.781	89.5	20.362	83.7		1:54.177	8	30.073	74.1	1:00.009	98.6	18.413	<u>91.5</u>		1:48.495
2	31.567	77.4	1:00.233	92.6	20.389	81.9		1:52.189	9	28.538	83.2	56.534	99.2	18.502	90.9		1:43.574
3	31.183	78.1	1:01.277	97.3	19.586			1:52.046	10	<u>28.432</u>	<u>86.8</u>	56.838	99.0	18.305	90.6		1:43.575
4	30.539	80.2	58.820	96.7	19.550	86.2		1:48.909	11	28.824	86.1	56.385	109.7	18.758	91.4		1:43.967
5	30.180	81.4	59.199	98.2	19.369	84.3		1:48.748	12	28.796	82.7	56.286	101.1	<u>17.804</u>	83.0		1:42.886
6	31.825	74.3	1:01.722	91.1				1:59.335	13	28.785	79.2	57.325	109.1	18.349	90.0		1:44.459
7		78.3	57.927	97.0	19.064	90.4		5:32.040 P	14	28.515	79.3	<u>55.801</u>	<u>109.8</u>	18.085	91.0		<u>1:42.401</u>

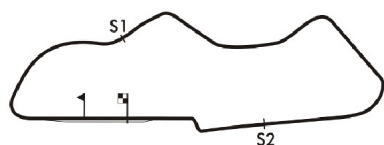
111 Clark-Smith (D)									BMW 1800 TiSA								
lap	Sect-1	Speed	Sect-2	Speed	Sect-3	Speed	TopSpeed	laptime pit	lap	Sect-1	Speed	Sect-2	Speed	Sect-3	Speed	Topspeed	laptime pit
1	33.875	68.0	1:08.188	73.7	22.607	79.0		2:04.670	8	29.590	83.4	58.435	95.0	18.813	86.1		1:46.838
2	33.738	64.3	1:05.005	83.5	22.014			2:00.757	9	29.532	79.4	58.051	94.3	18.890	91.0		1:46.473
3	34.644	62.1	1:08.459	73.4				2:10.341	10	29.590	82.4	57.706	95.8	18.574	92.2		1:45.870
4		75.0	1:00.568	74.6	20.355	83.5		3:43.097 P	11	2:15.541	77.2	57.929	96.3	18.290	94.0		3:31.760
5	30.044	76.2	59.448	93.3	19.239	84.0		1:48.731	12	28.894	87.9	57.672	97.0	18.524	92.4		1:45.090
6	29.663	79.3	58.558	95.0	18.856	90.6		1:47.077	13	<u>28.809</u>	<u>88.3</u>	<u>56.918</u>	<u>97.6</u>	<u>18.045</u>	<u>95.0</u>		<u>1:43.772</u>
7	29.634	80.7	1:08.101	92.2	18.946	84.5		1:56.681	14	30.165	78.3	57.785	96.1	18.614	93.8		1:46.564

113 Wolfe-Gans (C)									Ford Lotus Cortina								
lap	Sect-1	Speed	Sect-2	Speed	Sect-3	Speed	TopSpeed	laptime pit	lap	Sect-1	Speed	Sect-2	Speed	Sect-3	Speed	Topspeed	laptime pit
1	30.880	<u>76.6</u>	1:02.553	92.2	20.627	83.7		1:54.060	5	30.849	69.2	1:00.135	91.9	20.006	84.6		1:50.990
2	31.433	66.4	1:01.221	94.0	20.528	71.6		1:53.182	6	2:20.322	74.0	58.288	96.5	18.786	85.2		3:37.396
3	37.295	54.7	1:24.513	49.5				2:32.840	7	30.917	71.2	1:00.027	95.5	19.191	77.6		1:50.135
4		64.0	1:01.714	92.6	20.422	83.1		13:56.204 P	8	<u>29.610</u>	<u>72.4</u>	<u>58.087</u>	<u>97.6</u>	<u>18.437</u>	<u>86.3</u>		<u>1:46.134</u>

117 Mursall P-Mursall D (D)									BMW 1800 Ti								
lap	Sect-1	Speed	Sect-2	Speed	Sect-3	Speed	TopSpeed	laptime pit	lap	Sect-1	Speed	Sect-2	Speed	Sect-3	Speed	Topspeed	laptime pit
1	33.821	65.8	1:07.785	84.3	21.424	80.1		2:03.030	7	30.099	76.8	1:00.476	91.1	19.043	86.2		1:49.618
2	33.130	63.4	1:05.177	88.0	21.093	82.7		1:59.400	8	29.616	<u>81.9</u>	<u>59.195</u>	94.3	19.962	82.3		1:48.773
3	31.257	70.6	1:01.778	90.5	20.862	81.9		1:53.897	9	30.026	77.1	59.278	95.6	19.026	84.3		1:48.330
4	30.709	79.6	1:01.174	92.4	19.297	82.7		1:51.180	10	<u>29.503</u>	<u>80.3</u>	59.799	95.9	18.780	<u>86.5</u>		<u>1:48.082</u>
5	30.311	80.3	1:00.462	94.6	<u>18.607</u>	85.8		1:49.380	11	29.751	81.6	1:00.469	<u>96.9</u>				1:55.643
6	30.060	77.5	1:01.051	94.0	18.673	85.2		1:49.784	12								

134 Wood-Nuthall (D)									BMW 1800 Ti								
lap	Sect-1	Speed	Sect-2	Speed	Sect-3	Speed	TopSpeed	laptime pit	lap	Sect-1	Speed	Sect-2	Speed	Sect-3	Speed	Topspeed	laptime pit
1	32.854	67.7	1:05.352	90.4	20.400	84.5		1:58.606	9	30.754	77.4	58.905	94.3	19.540	86.1		1:49.199
2	31.916	71.4	1:00.930	91.6	20.077	84.2		1:52.923	10	30.173	80.2	57.704	97.2	18.815	85.4		1:46.692
3	31.409	73.6	1:00.691	92.1	19.789	85.9		1:51.889	11	29.722	81.0	57.359	95.6	18.845	84.9		1:45.926
4	31.083	77.2	58.962	93.4	19.222	86.2		1:49.267	12	29.591	81.1	57.465	<u>98.3</u>	18.763	84.4		1:45.819
5	30.281	78.8	58.625	94.6	19.072	86.8		1:47.978	13	29.639	82.2	59.031	86.4				1:54.057
6	30.737	77.8	58.314	95.5	19.201	86.0		1:48.252	14		<u>83.0</u>	1:00.015	73.8	20.352	85.8		2:53.266 P
7	29.970	79.4	58.467	92.6	19.407	86.7		1:47.844	15	<u>29.349</u>	81.1	<u>57.250</u>	97.4	18.899	85.4		<u>1:45.498</u>
8	30.302	77.7	58.737	92.2	19.403	<u>87.0</u>		1:48.442	16	29.594	81.3	57.840	98.2	<u>18.153</u>	85.8		1:45.587

148 James-Stretton (D)									BMW 1800 Ti								
lap	Sect-1	Speed	Sect-2	Speed	Sect-3	Speed	TopSpeed	laptime pit	lap	Sect-1	Speed	Sect-2	Speed	Sect-3	Speed	Topspeed	laptime pit
1	33.248	71.6	1:03.737	77.0	21.796	<u>81.3</u>		1:58.781	8	32.361	68.1	1:02.208	92.6	20.590	79.4		1:55.159
2	34.569	70.5	1:04.470	89.5	21.181			2:00.220	9	32.926	66.9	1:01.151	89.4	20.764	79.9		1:54.841
3	33.231	<u>75.2</u>	1:35.183	85.8	21.057	78.5		2:29.471	10	<u>30.731</u>	74.0	1:01.101	94.8	20.264	78.5		1:52.096
4	33.427	71.3	1:04.619	89.4	20.903	80.8		1:58.949	11	31.374	73.4	<u>1:00.392</u>	96.3	<u>20.145</u>	80.7		<u>1:51.911</u>
5	33.896	66.5	1:04.088	83.3				2:02.338	12	31.875	70.3	1:01.438	95.0	20.755	77.7		1:54.068
6		61.3	1:06.055	83.0	21.523	77.9		5:43.620 P	13	32.235	74.1	1:00.927	<u>97.6</u>	20.824	73.1		1:53.986
7	34.169	65.7	1:06.191	90.0	20.346	78.9		2:00.706	14								



Session Start: 12:27:50 - Finish: 12:57:53

Weather/Track Conditions: Rain / Wet

Circuit: Donington Park National

Track Length: 3.185 Km - 1.9791 miles

# Donington Historic Festival - 30 Apr - 2 May 2016

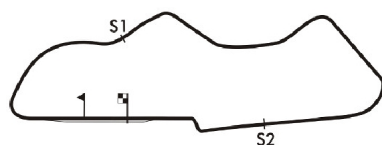
## U2TC for pre-66 under 2-litre Touring Cars

### Qualifying - Sector Analysis

161 Letts A-Letts G (C)									Ford Lotus Cortina								
lap	Sect-1	Speed	Sect-2	Speed	Sect-3	Speed	TopSpeed	laptime pit	lap	Sect-1	Speed	Sect-2	Speed	Sect-3	Speed	Topspeed	laptime pit
1	31.849	70.5	1:02.936	90.4	21.660	81.5		1:56.445	8	Out	60.5	1:07.618	84.8	21.419	75.1		3:32.696 P
2	32.194	68.8	1:01.741	94.7	20.355	85.2		1:54.290	9	33.868	64.8	1:04.192	90.9	20.578	78.2		1:58.638
3	31.015	73.1	1:01.519	89.8	20.173	80.7		1:52.707	10	33.155	65.9	1:02.855	88.0	20.950	78.5		1:56.960
4	32.053	69.3	1:00.993	95.4	19.981	82.5		1:53.027	11	32.269	70.0	1:00.571	93.9	19.565	79.2		1:52.405
5	30.613	73.7	1:00.707	92.6	20.001	81.9		1:51.321	12	31.681	71.6	1:00.580	95.9	19.651	82.3		1:51.912
6	31.177	74.4	1:00.085	94.0	19.912	80.2		1:51.174	13	32.011	70.2	59.808	92.9	19.847	81.6		1:51.666
7	31.510	69.5	1:00.174	88.4				1:55.834	14	31.411	72.3	1:00.456	94.4	19.591	81.9		1:51.458

179 Dominik Roschmann (C)									Alfa Romeo Giulia Sprint GTA								
lap	Sect-1	Speed	Sect-2	Speed	Sect-3	Speed	TopSpeed	laptime pit	lap	Sect-1	Speed	Sect-2	Speed	Sect-3	Speed	Topspeed	laptime pit
1	32.736	69.2	1:08.441	73.9	22.653	78.6		2:03.830	7	32.687	70.7	1:03.508	82.1	20.456	80.7		1:56.651
2	33.911	67.1	1:08.035	64.2				2:08.790	8	32.303	72.8	1:03.636	89.1	20.817	82.3		1:56.756
3		64.6	1:02.613	86.5	20.291	79.5		3:38.571 P	9	33.014	67.9	1:02.351	88.7	19.970	84.7		1:55.335
4	32.923	70.7	1:02.500	87.4	20.672	77.8		1:56.095	10	32.138	73.4	1:02.760	88.5	19.567	84.7		1:54.465
5	32.177	70.2	1:04.033	87.7	20.201	81.3		1:56.411	11	32.105	77.0	1:02.801	84.7				1:58.511
6	32.434	70.5	1:02.886	85.8	20.996	79.1		1:56.316	12		79.5	1:04.013	58.4	28.829	83.3		3:44.218 P

195 Smail-Mann (C)									Ford Lotus Cortina								
lap	Sect-1	Speed	Sect-2	Speed	Sect-3	Speed	TopSpeed	laptime pit	lap	Sect-1	Speed	Sect-2	Speed	Sect-3	Speed	Topspeed	laptime pit
1	31.867	69.5	1:03.220	85.4	20.623	83.1		1:55.710	8	31.356	73.9	1:00.790	92.1	19.762	81.6		1:51.908
2	31.776	67.0	1:01.836	91.0	20.088	83.9		1:53.700	9	31.727	72.1	59.808	91.5	19.577	83.1		1:51.112
3	32.532	72.0	1:01.440	91.2	20.548	82.7		1:54.520	10	31.634	72.3	1:00.831	91.2	19.658	83.3		1:52.123
4	31.844	73.8	1:01.164	92.0	19.766	81.9		1:52.774	11	30.665	75.6	1:00.317	89.3	20.209	84.1		1:51.191
5	32.627	70.8	1:01.428	86.3				2:00.068	12	31.069	74.2	59.680	92.4	19.236	81.3		1:49.985
6	Out	66.9	1:04.199	78.2	21.099	79.7		3:56.358 P	13	30.767	77.5	59.167	92.9	19.724	83.7		1:49.658
7	31.848	71.6	1:00.700	88.6	20.185	80.3		1:52.733	14	30.495	78.3	1:20.599	89.4	19.920	79.9		2:11.014



Session Start: 12:27:50 - Finish: 12:57:53

Weather/Track Conditions: Rain / Wet

Circuit: Donington Park National

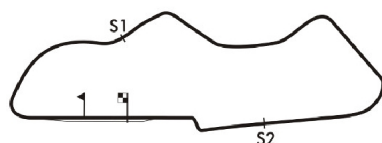
Track Length: 3.185 Km - 1.9791 miles

# Donington Historic Festival - 30 Apr - 2 May 2016

## U2TC for pre-66 under 2-litre Touring Cars

### Qualifying - Best Sector Times

POS	NO	DRIVER/S	Sector 1			Sector 2			Sector 3			IDEAL LAP	BEST LAP	On
			TIME	LAP	POS	TIME	LAP	POS	TIME	LAP	POS			
1	100	Shaw-Oliver	28.432	10	1	55.801	14	1	17.804	12	1	1:42.037	<b>1:42.401</b>	<b>14</b>
2	111	Clark-Smith	28.809	13	3	56.918	13	3	18.045	13	2	1:43.772	<b>1:43.772</b>	<b>13</b>
3	70	Dion Kremer	28.660	12	2	56.208	12	2	18.774	13	9	1:43.642	<b>1:44.811</b>	<b>12</b>
4	134	Wood-Nuthall	29.349	15	4	57.250	15	4	18.153	16	3	1:44.752	<b>1:45.498</b>	<b>15</b>
5	113	Wolfe-Gans	29.610	8	6	58.087	8	9	18.437	8	6	1:46.134	<b>1:46.134</b>	<b>8</b>
6	15	Churchill-Baldwin	29.751	10	9	58.038	11	7	18.285	12	5	1:46.074	<b>1:46.822</b>	<b>12</b>
7	89	Banks A-Banks M	29.946	7	12	58.269	9	11	18.491	15	7	1:46.706	<b>1:46.868</b>	<b>9</b>
8	16	David Tomlin	30.064	12	14	58.132	14	10	18.277	16	4	1:46.473	<b>1:47.195</b>	<b>14</b>
9	98	Pattle G-Pattle T	30.037	14	13	57.787	14	5	19.150	13	16	1:46.974	<b>1:47.229</b>	<b>14</b>
10	41	Soper-Cuff	29.758	11	10	58.376	11	12	18.954	8	12	1:47.088	<b>1:47.257</b>	<b>11</b>
11	53	Pheysey-Hales	30.343	14	19	58.073	14	8	18.887	14	11	1:47.303	<b>1:47.303</b>	<b>14</b>
12	77	Sanders-Jones	30.068	8	15	58.024	8	6	18.974	13	13	1:47.066	<b>1:47.329</b>	<b>8</b>
13	42	John Spiers	29.735	13	7	59.093	15	16	18.823	12	10	1:47.651	<b>1:47.934</b>	<b>15</b>
14	66	Viggo Lund	29.803	12	11	58.608	11	15	19.161	12	18	1:47.572	<b>1:48.066</b>	<b>11</b>
15	117	Mursall P-Mursall D	29.503	10	5	59.195	8	18	18.607	5	8	1:47.305	<b>1:48.082</b>	<b>10</b>
16	69	Avill-Hyett	29.750	13	8	58.495	14	14	19.155	13	17	1:47.400	<b>1:48.235</b>	<b>14</b>
17	68	Mursall D-Mursall P	30.290	13	18	58.406	13	13	19.271	12	20	1:47.967	<b>1:48.297</b>	<b>12</b>
18	84	Steve Jones	30.204	11	16	59.262	13	19	19.014	13	14	1:48.480	<b>1:48.693</b>	<b>13</b>
19	52	Dutton-Brown	30.230	15	17	59.637	14	20	19.120	14	15	1:48.987	<b>1:49.408</b>	<b>14</b>
20	195	Smail-Mann	30.495	14	20	59.167	13	17	19.236	12	19	1:48.898	<b>1:49.658</b>	<b>13</b>
21	161	Letts A-Letts G	30.613	5	21	59.808	13	21	19.565	11	22	1:49.986	<b>1:51.174</b>	<b>6</b>
22	25	Sime B-Sime J	30.746	5	23	1:00.333	5	22	19.558	4	21	1:50.637	<b>1:51.445</b>	<b>5</b>
23	148	James-Stretton	30.731	10	22	1:00.392	11	23	20.145	11	24	1:51.268	<b>1:51.911</b>	<b>11</b>
24	179	Dominik Roschmann	31.505	13	24	1:02.351	9	24	19.567	10	23	1:53.423	<b>1:54.465</b>	<b>10</b>
25	54	Halusa M-Halusa L	33.251	9	25	1:03.214	9	25	22.257	1	25	1:58.722	<b>1:58.840</b>	<b>9</b>



**Session Start: 12:27:50 - Finish: 12:57:53**

**Weather/Track Conditions: Rain / Wet**

**Circuit: Donington Park National**

**Track Length: 3.185 Km - 1.9791 miles**

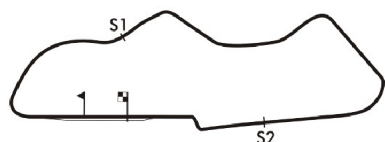


# Donington Historic Festival - 30 Apr - 2 May 2016

## U2TC for pre-66 under 2-litre Touring Cars

### Qualifying - Best Sector Speeds

	NO	SECTOR 1	MPH	NO	SECTOR 2	MPH	NO	SECTOR 3	MPH
1	66	Viggo Lund	89.6	100	Shaw-Oliver	109.8	111	Clark-Smith	95.0
2	111	Clark-Smith	88.3	16	David Tomlin	98.6	100	Shaw-Oliver	91.5
3	42	John Spiers	87.5	66	Viggo Lund	98.3	52	Dutton-Brown	87.8
4	100	Shaw-Oliver	86.8	134	Wood-Nuthall	98.3	15	Churchill-Baldwin	87.7
5	70	Dion Kremer	85.2	41	Soper-Cuff	98.2	41	Soper-Cuff	87.6
6	41	Soper-Cuff	83.2	52	Dutton-Brown	98.0	70	Dion Kremer	87.6
7	134	Wood-Nuthall	83.0	89	Banks A-Banks M	97.9	66	Viggo Lund	87.3
8	16	David Tomlin	82.7	111	Clark-Smith	97.6	89	Banks A-Banks M	87.3
9	89	Banks A-Banks M	82.6	113	Wolfe-Gans	97.6	42	John Spiers	87.2
10	117	Mursall P-Mursall D	81.9	148	James-Stretton	97.6	134	Wood-Nuthall	87.0
11	53	Pheysey-Hales	81.1	117	Mursall P-Mursall D	96.9	53	Pheysey-Hales	86.5
12	69	Avill-Hyett	79.7	53	Pheysey-Hales	96.6	117	Mursall P-Mursall D	86.5
13	179	Dominik Roschmann	79.5	68	Mursall D-Mursall P	96.6	113	Wolfe-Gans	86.3
14	84	Steve Jones	79.3	70	Dion Kremer	96.3	16	David Tomlin	86.1
15	68	Mursall D-Mursall P	78.7	84	Steve Jones	96.3	84	Steve Jones	85.9
16	195	Smail-Mann	78.3	42	John Spiers	96.2	161	Letts A-Letts G	85.2
17	15	Churchill-Baldwin	78.2	161	Letts A-Letts G	95.9	69	Avill-Hyett	84.9
18	52	Dutton-Brown	77.5	15	Churchill-Baldwin	95.6	179	Dominik Roschmann	84.7
19	77	Sanders-Jones	77.3	69	Avill-Hyett	95.0	77	Sanders-Jones	84.5
20	113	Wolfe-Gans	76.6	77	Sanders-Jones	94.6	68	Mursall D-Mursall P	84.1
21	98	Pattle G-Pattle T	75.6	98	Pattle G-Pattle T	93.6	195	Smail-Mann	84.1
22	148	James-Stretton	75.2	25	Sime B-Sime J	93.4	25	Sime B-Sime J	83.3
23	161	Letts A-Letts G	74.4	195	Smail-Mann	92.9	98	Pattle G-Pattle T	81.6
24	25	Sime B-Sime J	73.2	179	Dominik Roschmann	89.1	148	James-Stretton	81.3
25	54	Halusa M-Halusa L	72.7	54	Halusa M-Halusa L	88.0	54	Halusa M-Halusa L	76.7
26	83	Steele-Buxton	0.0	83	Steele-Buxton	0.0	83	Steele-Buxton	0.0



**Session Start: 12:27:50 - Finish: 12:57:53**  
**Weather/Track Conditions: Rain / Wet**  
**Circuit: Donington Park National**  
**Track Length: 3.185 Km - 1.9791 miles**

# Donington Historic Festival - 30 Apr - 2 May 2016

## U2TC for pre-66 under 2-litre Touring Cars

### Race - Starting Grid

Sheet No:

Start Time : 14:10 - Heat Duration : 1 Hour

13	25	<b>54</b> Halusa M-Halusa L		
12	23	<b>148</b> James-Stretton	24	<b>179</b> Dominik Roschmann
11	21	<b>161</b> Letts A-Letts G	22	<b>25</b> Sime B-Sime J
10	19	<b>52</b> Dutton-Brown	20	<b>195</b> Smail-Mann
9	17	<b>68</b> Mursall D-Mursall P	18	<b>84</b> Steve Jones
8	15	<b>117</b> Mursall P-Mursall D	16	<b>69</b> Avill-Hyett
7	13	<b>42</b> John Spiers	14	<b>66</b> Viggo Lund
6	11	<b>53</b> Pheysey-Hales	12	<b>77</b> Sanders-Jones
5	9	<b>98</b> Pattle G-Pattle T	10	<b>41</b> Soper-Cuff
4	7	<b>89</b> Banks A-Banks M	8	<b>16</b> David Tomlin
3	5	<b>113</b> Wolfe-Gans	6	<b>15</b> Churchill-Baldwin
2	3	<b>70</b> Dion Kremer	4	<b>134</b> Wood-Nuthall
1	1	<b>100</b> Shaw-Oliver	2	<b>111</b> Clark-Smith
ROW		<b>Pole Right</b>		

These results are provisional until the conclusion of any judicial and technical matters.

*Circuit: Donington Park National  
Track Length: 3.185 Km - 1.9791 miles*

Clerk of the Course:

Julian Floyd

Timekeeper:

Nick Palmer

Posted at:



## Donington Historic Festival - 30 Apr - 2 May 2016

### U2TC for pre-66 under 2-litre Touring Cars

#### Race 7 - Classification

Sheet No:

POS	NO	DRIVER/S	CLASS	CLASS POS	CAR MAKE / MODEL	TIME	LAPS	GAP	DIFF	MPH	BEST	ON
1	89	Banks A-Banks M	C	1	Alfa Romeo Giulia Sprint	1:00:46.76	42	-- 42 laps		82.05	1:24.582	37
2	52	Brown-Dutton	C	2	Ford Lotus Cortina	1:00:56.85	42	10.094	10.094	81.83	1:23.769	33
3	16	David Tomlin	C	3	Ford Lotus Cortina	1:01:31.22	42	44.462	34.368	81.06	1:25.444	35
4	70	Dion Kremer	C	4	Ford Lotus Cortina	1:01:31.74	42	44.980	0.518	81.05	1:25.463	42
5	41	Soper-Cuff	C	5	Ford Lotus Cortina	1:01:47.29	42	1:00.527	15.547	80.71	1:24.937	15
6	161	Letts A-Letts G	C	6	Ford Lotus Cortina	1:00:57.36	41	-- 41 laps	36.041	79.86	1:25.229	34
7	77	Sanders-Jones	C	7	Ford Lotus Cortina	1:01:02.16	41	4.800	4.800	79.76	1:26.374	4
8	69	Avill-Hyett	C	8	Ford Lotus Cortina	1:01:02.96	41	5.606	0.806	79.75	1:26.216	15
9	179	Dominik Roschmann	C	9	Alfa Romeo Giulia Sprint	1:01:11.76	41	14.397	8.791	79.55	1:25.801	29
10	42	John Spiers	C	10	Ford Lotus Cortina	1:02:10.69	41	1:13.334	58.937	78.30	1:27.687	23
11	68	Mursall D-Mursall P	D	1	BMW 1800 Ti	1:02:11.39	41	1:14.033	0.699	78.28	1:27.654	38
12	53	Hales-Pheysey	C	11	Ford Lotus Cortina	1:01:07.06	40	-- 40 laps	24.160	77.71	1:27.621	6
13	15	Baldwin-Churchill	B	1	Austin Mini Cooper S	1:01:13.64	40	6.581	6.581	77.57	1:27.944	14
14	66	Viggo Lund	C	12	Ford Lotus Cortina	1:01:25.64	40	18.581	12.000	77.32	1:27.395	33
15	25	Sime B-Sime J	B	2	Morris Mini Cooper S	1:02:04.35	40	57.290	38.709	76.52	1:28.162	15
16	117	Mursall P-Mursall D	D	2	BMW 1800 Ti	1:02:14.45	40	1:07.393	10.103	76.31	1:28.986	35
17	195	Mann-Smail	C	13	Ford Lotus Cortina	1:01:11.91	39	-- 39 laps	30.198	75.67	1:29.985	15
18	54	Halusa M-Halusa L	C	14	Alfa Romeo Giulia Sprint	1:01:40.56	36	-- 36 laps	5:02.061	69.31	1:35.641	20
19	100	Shaw-Oliver	D	3	BMW 1800 TiSA	1:00:53.87	35	-- 35 laps	54.262	68.25	1:25.708	15
20	98	Pattle-Pattle	C	15	Ford Lotus Cortina	50:50.943	34	-- 34 laps		79.39	1:26.261	28
21	134	Nuthall-Wood	D	4	BMW 1800 Ti	1:01:47.85	34	10:56.907	10:56.90	65.33	1:26.021	30
22	111	Smith-Clark	D	5	BMW 1800 TiSA	1:01:14.36	31	-- 31 laps	3:47.061	60.11	1:25.944	6
23	148	James-Stretton	D	6	BMW 1800 Ti	41:41.292	26	-- 26 laps		74.06	1:30.400	14
24	84	Steve Jones	B	3	Morris Mini Cooper S	24:44.405	11	-- 11 laps	7:38.789	52.79	1:30.188	7
25	113	Wolfe-Gans	C	16	Ford Lotus Cortina	13:03.597	9	-- 9 laps --		81.83	1:25.153	5

----- FASTEST LAP SUMMARY -----

NO	DRIVER/S	CLASS	CAR MAKE / MODEL	FASTEST LAP	ON	MPH
52	Brown-Dutton	C	Ford Lotus Cortina	1:23.769	33	85.05
100	Shaw-Oliver	D	BMW 1800 TiSA	1:25.708	15	83.13
15	Baldwin-Churchill	B	Austin Mini Cooper S	1:27.944	14	81.01

Session Start: 14:15:00 - Finish: 15:15:46

Weather/Track Conditions: Cloud / Dry

Circuit: Donington Park National

Track Length: 3.185 Km - 1.9791 miles

These results are provisional until the conclusion of any judicial and technical matters.

Clerk of the Course:	Timekeeper:	Posted at:
Julian Floyd	Nick Palmer	

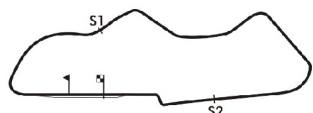
# Donington Historic Festival - 30 Apr - 2 May 2016

## U2TC for pre-66 under 2-litre Touring Cars

### Race 7 - Sector Analysis

15 Baldwin-Churchill (B)									Austin Mini Cooper S								
lap	Sect-1	Speed	Sect-2	Speed	Sect-3	Speed	TopSpeed	laptime pit	lap	Sect-1	Speed	Sect-2	Speed	Sect-3	Speed	Topspeed	laptime pit
1				102.5	16.246	89.8		1:35.974	21	25.671	99.7	48.865	102.3	16.148	91.9		1:30.684
2	26.064	86.8	47.956	102.5	16.928	92.2		1:30.948	22	25.626	97.7	48.182	100.0	16.162	91.5		1:29.970
3	25.388	103.0	47.497	102.2	16.900	89.1		1:29.785	23	26.236	97.3	48.384	101.1	16.323	91.6		1:30.943
4	25.450	100.9	47.141	102.2	15.690	92.6		1:28.281	24	26.398	95.0	48.395	100.8	16.441	92.0		1:31.234
5	25.467	98.7	47.744	101.3	15.849	92.4		1:29.060	25	25.928	99.4	48.271	101.4	16.702	92.5		1:30.901
6	25.308	105.1	47.546	101.4	15.772	92.5		1:28.626	26	25.777	93.0	49.363	101.9	16.138	92.5		1:31.278
7	25.709	98.1	48.361	100.6	16.384	92.5		1:30.454	27	26.676	98.4	48.512	101.9	16.131	92.2		1:31.319
8	26.090	95.0	48.122	101.1	16.281	90.1		1:30.493	28	25.526	100.2	48.224	101.1	16.757	92.1		1:30.507
9	26.248	84.5	49.938	100.8	16.096	90.5		1:32.282	29	25.924	99.4	48.057	100.3	16.679	92.0		1:30.660
10	26.082	89.2	48.880	101.6	16.288	91.4		1:31.250	30	25.853	100.9	47.833	101.3	16.051	92.1		1:29.737
11	25.586	103.2	47.672	101.1	15.829	91.5		1:29.087	31	25.554	100.6	47.721	100.9	16.157	91.9		1:29.432
12	25.457	103.3	47.750	100.9	16.102	91.1		1:29.309	32	25.667	102.7	47.480	100.9	18.165	88.8		1:31.312
13	25.534	105.3	47.701	100.8	16.125	92.1		1:29.360	33	25.756	101.3	48.278	101.7	16.221	92.5		1:30.255
14	25.249	104.3	46.923	102.3	15.772	91.9		1:27.944	34	25.602	103.8	47.287	102.0	16.452	91.9		1:29.341
15	25.424	104.9	47.513	101.6	16.666	89.7		1:29.603	35	25.424	100.0	47.885	102.8	15.936	93.1		1:29.245
16	25.588	103.7	47.525	100.8	15.702	92.6		1:28.815	36	25.342	100.9	47.536	101.3	15.854	92.6		1:28.732
17	25.464	103.0	48.033	99.9				1:33.908	37	25.455	104.0	47.420	101.3	16.170	92.4		1:29.045
18		95.5	50.147	99.2	16.879	90.1		2:33.838 P	38	25.958	105.1	47.504	101.1	16.075	92.4		1:29.537
19	25.824	97.8	49.246	99.2	17.095	88.2		1:32.165	39	25.376	106.8	47.066	101.9	15.890	91.2		1:28.332
20	26.502	96.9	48.538	99.9	16.435	91.0		1:31.475	40	25.589	104.6	47.015	101.9	15.922	89.9		1:28.526

16 David Tomlin (C)									Ford Lotus Cortina								
lap	Sect-1	Speed	Sect-2	Speed	Sect-3	Speed	TopSpeed	laptime pit	lap	Sect-1	Speed	Sect-2	Speed	Sect-3	Speed	Topspeed	laptime pit
1				109.1	16.547	95.5		1:36.639	22	24.950	106.8	46.003	109.0	15.308	96.3		1:26.261
2	25.204	91.3	47.278	107.7	15.400	95.6		1:27.882	23	24.876	100.6	47.031	108.6				1:29.631
3	24.854	103.2	46.668	108.6	15.800	94.3		1:27.322	24		98.8	46.090	108.6	15.516	96.3		2:13.853 P
4	24.540	107.3	45.698	107.7	15.274	95.8		1:25.512	25	24.692	100.2	46.172	109.5	15.223	97.7		1:26.087
5	24.824	104.1	45.976	107.6	15.261	96.5		1:26.061	26	24.903	102.6	46.418	109.0	15.428	95.8		1:26.749
6	24.402	104.0	46.263	107.0	15.263	96.6		1:25.928	27	24.337	106.8	45.988	108.6	15.411	95.6		1:25.736
7	24.437	105.8	45.943	107.6	15.361	96.2		1:25.741	28	24.699	106.6	46.216	109.1	16.028	92.4		1:26.943
8	24.753	104.9	46.747	107.4	15.385	94.2		1:26.885	29	24.514	103.7	46.095	109.3	15.550	95.9		1:26.159
9	24.420	106.3	46.546	107.7	16.181	94.2		1:27.147	30	24.721	109.2	46.152	108.1	15.937	96.6		1:26.810
10	25.133	99.1	47.822	107.4	15.564	97.2		1:28.519	31	24.485	106.4	45.904	108.8	15.523	95.6		1:25.912
11	24.588	101.3	46.315	108.6	16.658	94.3		1:27.561	32	24.440	102.7	45.776	108.1	15.337	98.3		1:25.553
12	24.511	103.3	46.243	109.1	16.711	96.1		1:27.465	33	24.360	106.9	46.090	108.4	15.168	97.6		1:25.618
13	24.583	103.5	46.366	108.8	15.222	97.4		1:26.171	34	24.841	103.3	46.412	108.6	15.158	96.5		1:26.411
14	24.374	104.9	45.855	109.3	15.285	97.3		1:25.514	35	24.497	101.6	45.735	108.4	15.212	96.5		1:25.444
15	24.621	101.5	47.120	108.6	15.201	96.5		1:26.942	36	24.595	104.1	45.989	108.3	15.312	96.9		1:25.896
16	24.701	102.4	45.803	108.4	15.239	97.3		1:25.743	37	24.671	98.7	45.761	109.7	15.506	95.6		1:25.938
17	24.787	100.7	45.931	109.3	15.381	97.6		1:26.099	38	24.763	102.0	45.826	107.9	15.388	97.0		1:25.977
18	24.698	103.3	47.057	108.1	15.243	98.2		1:26.998	39	24.667	103.8	46.289	108.1	15.245	97.3		1:26.201
19	25.017	105.9	46.717	107.6	15.340	95.4		1:27.074	40	24.645	102.4	46.084	107.6	16.007	95.9		1:26.736
20	24.852	103.0	46.683	108.4	15.522	95.8		1:27.057	41	24.796	99.6	46.271	108.4	15.262	97.3		1:26.329
21	24.617	102.1	45.935	109.8	15.984	94.8		1:26.536	42	24.544	101.3	46.219	108.3	15.424	95.1		1:26.187



**Session Start: 14:15:00 - Finish: 15:15:46**  
**Weather/Track Conditions: Cloud / Dry**  
**Circuit: Donington Park National**  
**Track Length: 3.185 Km - 1.9791 miles**

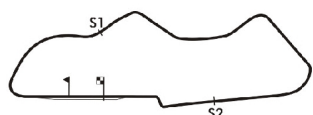
# Donington Historic Festival - 30 Apr - 2 May 2016

## U2TC for pre-66 under 2-litre Touring Cars

### Race 7 - Sector Analysis

25 Sime B-Sime J (B)									Morris Mini Cooper S								
lap	Sect-1	Speed	Sect-2	Speed	Sect-3	Speed	TopSpeed	laptime pit	lap	Sect-1	Speed	Sect-2	Speed	Sect-3	Speed	Topspeed	laptime pit
1				102.5	17.841	87.9		1:43.497	21	25.562	97.1	48.031	98.9	15.968	90.6		1:29.561
2	26.253	95.8	48.828	99.9	16.741	90.6		1:31.822	22	25.855	90.4	47.749	100.0	15.898	90.7		1:29.502
3	25.651	96.6	48.516	95.9	16.861	90.5		1:31.028	23	25.614	100.3	47.530	98.2				1:31.970
4	25.799	98.3	49.336	101.1	16.150	90.3		1:31.285	24		83.6	50.946	101.1	17.530	87.8		2:32.958 P
5	25.712	95.8	47.791	102.2	16.263	91.0		1:29.766	25	26.886	85.4	50.578	100.6	17.807	88.5		1:35.271
6	25.681	99.1	47.948	99.6	16.342	90.5		1:29.971	26	26.711	90.1	51.581	101.6	17.042	89.3		1:35.334
7	25.723	101.0	47.833	100.0	15.930	91.1		1:29.486	27	26.267	93.2	49.818	100.3	16.585	88.7		1:32.670
8	25.672	94.8	48.039	100.3	16.597	90.0		1:30.308	28	26.514	92.9	50.666	100.2	17.317	88.5		1:34.497
9	25.734	99.9	48.105	100.5	16.081	91.0		1:29.920	29	26.577	91.3	51.648	99.2	17.322	88.5		1:35.547
10	25.742	94.2	48.161	101.6	16.055	91.0		1:29.958	30	26.845	93.4	51.571	99.2	16.613	88.7		1:35.029
11	25.466	102.1	47.734	<u>103.3</u>	16.296	89.7		1:29.496	31	26.710	98.4	49.737	100.8	16.422	88.9		1:32.869
12	25.441	102.7	47.235	101.4	15.880	91.0		1:28.556	32	26.639	95.5	49.229	98.4	17.059	88.9		1:32.927
13	25.562	103.5	46.990	101.7	15.724	91.5		1:28.276	33	26.485	94.1	48.960	98.4	16.272	89.7		1:31.717
14	25.249	<u>103.7</u>	47.581	101.4	15.725	91.5		1:28.555	34	26.813	89.1	49.725	97.7	16.257	88.6		1:32.795
15	<u>25.226</u>	102.1	47.063	102.6	15.873	91.4		<u>1:28.162</u>	35	26.633	90.5	49.337	98.2	16.687	89.2		1:32.657
16	25.291	101.3	47.606	101.4	<u>15.682</u>	<u>91.9</u>		1:28.579	36	27.785	91.6	49.384	98.6	16.302	88.9		1:33.471
17	25.464	100.2	47.389	99.8	15.995	90.9		1:28.848	37	26.557	93.0	49.491	98.0	16.238	88.7		1:32.286
18	25.601	100.0	47.840	99.6	15.956	90.7		1:29.397	38	27.266	81.5	49.609	99.3	16.255	88.6		1:33.130
19	25.528	101.6	47.763	99.6	16.111	89.2		1:29.402	39	26.759	94.2	49.229	98.0	16.367	88.7		1:32.355
20	25.604	101.0	47.601	99.0	16.048	90.5		1:29.253	40	26.931	98.4	49.104	97.7	16.210	87.7		1:32.245

41 Soper-Cuff (C)									Ford Lotus Cortina								
lap	Sect-1	Speed	Sect-2	Speed	Sect-3	Speed	TopSpeed	laptime pit	lap	Sect-1	Speed	Sect-2	Speed	Sect-3	Speed	Topspeed	laptime pit
1				<u>113.5</u>	18.083	88.8		1:38.341	22	24.813	102.3	46.651	110.9	15.973	96.9		1:27.437
2	25.447	102.6	46.318	112.4	16.417	96.2		1:28.182	23	24.760	101.6	46.998	109.7	15.829	97.0		1:27.587
3	24.593	108.5	45.853	111.7	16.378	97.6		1:26.824	24	24.616	103.7	45.996	112.8	16.080	97.6		1:26.692
4	24.588	102.3	45.974	112.0	15.495	98.0		1:26.057	25	25.243	102.6	46.834	110.7	15.777	97.2		1:27.854
5	24.510	99.9	45.805	112.4	16.204	93.3		1:26.519	26	24.803	100.4	46.939	110.2	15.654	97.3		1:27.396
6	24.869	106.8	45.873	110.9	15.515	95.4		1:26.257	27	25.158	97.1	46.789	111.8	16.498	98.9		1:28.445
7	24.242	109.9	46.400	109.5	16.448	98.3		1:27.090	28	24.780	102.3	46.679	110.4	15.755	97.9		1:27.214
8	24.780	106.8	46.007	112.4	15.331	97.9		1:26.118	29	24.843	102.1	46.427	110.7	15.867	97.0		1:27.137
9	24.317	107.4	45.965	111.7	15.444	97.4		1:25.726	30	24.827	102.0	46.168	112.0	16.380	98.2		1:27.375
10	24.777	104.3	46.883	110.9	15.636	96.3		1:27.296	31	24.639	101.3	46.283	111.7	15.651	98.3		1:26.573
11	24.510	102.9	45.688	112.0	15.745	95.9		1:25.943	32	24.714	104.0	46.061	107.2	16.165	98.4		1:26.940
12	24.487	107.6	45.836	111.3	16.151	93.1		1:26.474	33	24.626	101.0	46.563	103.0	15.852	98.2		1:27.041
13	24.406	107.4	46.413	111.1	<u>15.216</u>	97.9		1:26.035	34	24.594	104.3	45.996	111.3	15.474	98.0		1:26.064
14	24.505	106.3	46.018	111.3	15.262	96.6		1:25.785	35	24.903	102.4	45.720	111.3	15.796	96.9		1:26.419
15	<u>24.215</u>	<u>110.2</u>	45.285	111.3	15.437	97.0		<u>1:24.937</u>	36	24.501	103.5	46.172	111.5	15.582	98.6		1:26.255
16	24.282	108.6	45.589	110.9				1:28.015	37	24.567	103.0	45.912	111.8	15.750	<u>99.2</u>		1:26.229
17	Out	95.1	50.142	109.3	16.348	93.8		2:08.169 P	38	24.775	100.9	46.264	111.7	15.545	98.3		1:26.584
18	27.113	100.3	48.362	110.2	15.782	96.9		1:31.257	39	25.071	100.7	46.250	111.7	15.606	98.0		1:26.927
19	25.173	100.4	50.722	110.2	15.717	96.3		1:31.612	40	24.580	98.3	46.127	111.5	15.401	99.0		1:26.108
20	25.503	101.3	47.712	109.8	15.709	96.7		1:28.924	41	24.397	104.8	46.183	109.8	15.674	97.7		1:26.254
21	25.012	103.0	46.541	110.4	15.677	98.0		1:27.230	42	24.580	103.5	45.919	110.7	15.471	96.7		1:25.970



Session Start: 14:15:00 - Finish: 15:15:46

Weather/Track Conditions: Cloud / Dry

Circuit: Donington Park National

Track Length: 3.185 Km - 1.9791 miles

# Donington Historic Festival - 30 Apr - 2 May 2016

## U2TC for pre-66 under 2-litre Touring Cars

### Race 7 - Sector Analysis

42 John Spiers (C)									Ford Lotus Cortina										
lap	Sect-1	Speed	Sect-2	Speed	Sect-3	Speed	TopSpeed	laptime	pit	lap	Sect-1	Speed	Sect-2	Speed	Sect-3	Speed	Topspeed	laptime	pit
1				106.7	17.516	89.5		1:37.804		22	25.452	101.6	47.362	104.2	16.372	92.6		1:29.186	
2	26.463	94.4	47.523	106.0	15.890	91.9		1:29.876		23	25.269	102.1	46.691	106.0	15.727	93.4		1:27.687	
3	25.514	101.3	46.880	106.0	16.269	89.2		1:28.663		24	25.363	103.8	47.714	104.1				1:31.904	
4	25.490	106.3	46.680	104.9	16.005	91.4		1:28.175		25	Out	100.4	49.051	102.5	16.307	91.6		2:33.906	P
5	25.595	103.2	46.837	104.4	15.748	93.3		1:28.180		26	25.447	103.5	47.274	104.9	16.062	91.0		1:28.783	
6	26.142	101.6	47.213	103.0	15.695	93.8		1:29.050		27	25.840	105.1	47.620	102.8	16.198	91.6		1:29.658	
7	25.805	101.3	49.126	102.5	15.835	93.6		1:30.766		28	25.324	105.4	48.146	102.0	16.076	90.4		1:29.546	
8	25.388	103.8	47.051	103.9	15.609	94.3		1:28.048		29	25.543	106.3	49.200	99.9	19.773	86.3		1:34.516	
9	25.342	103.5	47.902	104.2	15.680	93.6		1:28.924		30	25.493	102.3	46.402	105.4	16.353	91.1		1:28.248	
10	25.352	97.7	48.070	104.2	15.874	91.9		1:29.296		31	25.455	105.1	46.671	104.9	16.016	90.6		1:28.142	
11	25.597	101.6	48.323	103.7	15.709	91.6		1:29.629		32	25.854	102.4	47.004	105.2	16.208	89.1		1:29.066	
12	26.022	85.6	48.012	103.9	15.533	92.7		1:29.567		33	25.507	104.5	47.052	104.9	15.956	91.5		1:28.515	
13	25.406	103.7	48.930	103.3	16.045	93.1		1:30.381		34	25.321	102.9	46.749	105.2	15.622	94.0		1:27.692	
14	25.180	104.3	48.563	100.5	16.411	90.6		1:30.154		35	25.053	102.6	46.700	106.4	16.308	92.2		1:28.061	
15	25.352	100.9	47.217	104.2	15.619	93.0		1:28.188		36	26.236	102.7	47.602	103.7	16.935	88.8		1:30.773	
16	25.637	101.3	46.714	105.2	15.622	93.6		1:27.973		37	25.673	105.3	47.533	103.4	16.772	88.4		1:29.978	
17	25.892	102.7	47.499	106.4	16.570	88.5		1:29.961		38	25.352	103.2	46.667	104.7	16.180	89.4		1:28.199	
18	25.946	101.2	48.350	103.0	15.578	92.9		1:29.874		39	25.629	104.6	47.237	103.6	15.654	93.9		1:28.520	
19	25.289	101.0	47.863	102.5	16.029	92.7		1:29.181		40	24.918	101.6	47.166	104.6	16.319	93.1		1:28.403	
20	25.637	103.2	47.249	103.6	15.867	92.7		1:28.753		41	25.431	106.3	47.241	102.5	15.717	91.9		1:28.389	
21	25.266	101.0	48.136	103.0	15.680	92.7		1:29.082		42									

52 Brown-Dutton (C)									Ford Lotus Cortina										
lap	Sect-1	Speed	Sect-2	Speed	Sect-3	Speed	TopSpeed	laptime	pit	lap	Sect-1	Speed	Sect-2	Speed	Sect-3	Speed	Topspeed	laptime	pit
1				113.0	16.360	96.3		1:38.169		22	23.895	108.3	45.834	112.4	15.326	99.2		1:25.055	
2	25.090	98.4	46.323	112.4	16.726	96.7		1:28.139		23	24.134	106.9	45.835	113.0	15.491	99.9		1:25.460	
3	24.271	103.5	45.763	113.4	16.879	95.8		1:26.913		24	24.632	105.9	45.919	113.0	15.944	95.2		1:26.495	
4	24.533	100.4	45.536	113.7	15.699	97.9		1:25.768		25	24.216	109.5	45.611	113.2	16.014	95.4		1:25.841	
5	24.679	97.0	46.236	106.0	16.088	99.8		1:27.003		26	24.178	105.4	45.870	111.7	15.460	99.0		1:25.508	
6	25.472	103.5	46.049	112.6	15.972	96.7		1:27.493		27	24.141	105.8	45.428	112.4	15.110	99.3		1:24.679	
7	24.455	104.9	45.036	113.5	16.050	98.3		1:25.541		28	23.975	101.2	46.637	111.8	15.334	99.0		1:25.946	
8	24.739	103.5	45.983	112.2	15.106	99.8		1:25.828		29	24.025	107.6	46.348	110.7	15.224	98.7		1:25.597	
9	24.182	105.1	46.259	111.7	15.255	99.0		1:25.696		30	23.984	108.3	45.534	112.8	15.223	98.6		1:24.741	
10	24.494	99.4	46.885	111.7	15.236	96.9		1:26.615		31	24.006	107.6	45.042	112.4	15.431	98.0		1:24.479	
11	24.325	102.4	45.828	112.4	15.453	98.4		1:25.606		32	23.798	111.5	45.911	113.0	15.256	99.0		1:24.965	
12	24.241	103.3	46.348	113.0	15.436	98.2		1:26.025		33	23.940	104.9	44.820	114.3	15.009	99.9		1:23.769	
13	24.103	104.1	45.792	113.0	15.971	95.9		1:25.866		34	23.892	104.3	45.211	115.3	16.317	97.4		1:25.420	
14	24.313	105.3	45.359	113.2	15.561	96.9		1:25.233		35	24.169	106.3	44.843	114.3	15.295	96.9		1:24.307	
15	24.029	105.3	45.484	113.5				1:29.919		36	24.237	108.1	45.148	114.1	15.040	100.8		1:24.425	
16	Out	100.7	46.745	112.8	15.553	98.3		2:02.768	P	37	24.022	110.0	45.688	113.9	15.700	95.8		1:25.410	
17	24.909	98.3	48.414	112.2	15.314	100.0		1:28.637		38	24.206	101.3	45.934	113.2	15.756	96.2		1:25.896	
18	24.410	99.4	46.044	113.9	15.523	100.5		1:25.977		39	24.080	106.9	45.810	112.8	15.728	97.7		1:25.618	
19	24.352	102.7	46.364	114.1	15.577	96.7		1:26.293		40	25.307	101.3	46.148	114.5	16.545	96.2		1:28.000	
20	24.335	105.6	46.007	113.9	16.080	95.6		1:26.422		41	23.912	107.4	45.150	112.6	15.232	101.9		1:24.294	
21	24.360	103.0	46.029	112.2	15.568	99.5		1:25.957		42	24.504	111.5	45.430	111.5	15.152	95.1		1:25.086	



Session Start: 14:15:00 - Finish: 15:15:46

Weather/Track Conditions: Cloud / Dry

Circuit: Donington Park National

Track Length: 3.185 Km - 1.9791 miles

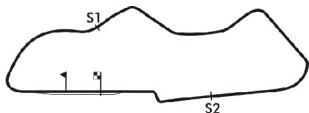
# Donington Historic Festival - 30 Apr - 2 May 2016

## U2TC for pre-66 under 2-litre Touring Cars

### Race 7 - Sector Analysis

53 Hales-Pheysey (C)									Ford Lotus Cortina								
lap	Sect-1	Speed	Sect-2	Speed	Sect-3	Speed	TopSpeed	laptime pit	lap	Sect-1	Speed	Sect-2	Speed	Sect-3	Speed	Topspeed	laptime pit
1				105.5	17.032	90.9		1:38.005	21	26.025	96.5	47.798	102.8	16.481	91.7		1:30.304
2	26.307	93.2	47.823	105.2	15.955	92.9		1:30.085	22	25.935	96.6	48.436	101.9	16.806	92.6		1:31.177
3	25.489	101.5	46.846	105.4	16.587	86.4		1:28.922	23	25.445	99.9	47.629	104.4	16.070	91.1		1:29.144
4	26.108	99.1	47.657	103.4	17.811	86.2		1:31.576	24	25.476	99.0	47.836	103.4	16.052	92.1		1:29.364
5	26.037	101.0	46.707	103.9	15.959	92.7		1:28.703	25	25.807	98.3	47.420	104.1	16.041	93.8		1:29.268
6	25.396	103.2	46.533	102.6	15.692	92.6		1:27.621	26	25.436	96.0	48.741	102.0	16.024	91.6		1:30.201
7	25.308	100.7	46.815	103.7	16.408	93.8		1:28.531	27	25.807	99.1	48.270	104.4	16.201	89.9		1:30.278
8	25.270	103.3	46.543	104.7	15.890	92.7		1:27.703	28	25.241	99.3	47.262	103.1	16.524	91.0		1:29.027
9	27.192	98.3	47.426	103.1	16.289	90.7		1:30.907	29	25.354	100.3	47.737	103.0	16.021	91.7		1:29.112
10	25.558	100.3	47.955	103.7	15.815	91.2		1:29.328	30	26.739	99.6	47.361	103.3	16.233	90.4		1:30.333
11	25.711	101.0	47.195	103.4	15.782	91.7		1:28.688	31	25.407	104.1	47.890	102.2	16.163	91.1		1:29.460
12	25.558	99.3	47.039	106.2	15.735	92.4		1:28.332	32	25.536	101.5	47.195	102.8	16.421	92.0		1:29.152
13	25.413	98.7	48.774	105.0	16.148	92.2		1:30.335	33	25.599	99.1	46.939	103.3	15.822	92.9		1:28.360
14	25.133	101.6	47.212	102.6	15.974	90.1		1:28.319	34	25.556	98.8	46.907	102.8	15.782	91.9		1:28.245
15	25.474	99.9	46.895	102.8	16.148	90.4		1:28.517	35	25.161	102.0	48.123	101.1	16.343	91.9		1:29.627
16	25.829	100.2	46.821	103.9	15.938	91.1		1:28.588	36	25.297	99.9	46.846	104.6	15.979	90.0		1:28.122
17	25.851	101.3	47.903	105.4				1:36.481	37	25.310	99.3	47.249	104.4	16.919	87.9		1:29.478
18	Out	95.8	49.811	102.3	17.119	89.9		2:46.702 P	38	26.147	100.4	48.390	104.2	16.534	92.2		1:31.071
19	25.922	97.6	48.154	103.1	16.625	90.3		1:30.701	39	25.524	100.9	46.983	103.3	16.472	90.5		1:28.979
20	25.729	98.0	47.747	103.1	16.202	91.1		1:29.678	40	25.624	99.7	47.240	102.6	15.778	92.5		1:28.642

54 Halusa M-Halusa L (C)									Alfa Romeo Giulia Sprint								
lap	Sect-1	Speed	Sect-2	Speed	Sect-3	Speed	TopSpeed	laptime pit	lap	Sect-1	Speed	Sect-2	Speed	Sect-3	Speed	Topspeed	laptime pit
1				84.1	20.589	77.9		2:01.104	19	27.878	87.6	51.699	94.7	18.579	80.2		1:38.156
2	30.109	81.4	55.355	91.0	19.183	80.0		1:44.647	20	27.557	92.8	50.269	96.3	17.815	81.7		1:35.641
3	29.775	80.7	54.351	91.7	19.081	73.3		1:43.207	21	31.184	75.7	51.918	96.5	18.347	83.3		1:41.449
4	29.946	83.9	54.377	92.2	19.048	80.0		1:43.371	22	28.667	90.9	52.467	92.5	21.165	79.0		1:42.299
5	30.060	85.1	54.144	92.2	20.284	76.7		1:44.488	23	27.712	92.0	51.674	96.7	18.041	84.0		1:37.427
6	29.500	86.0	56.161	92.4	18.492	80.7		1:44.153	24	27.744	92.6	50.596	96.2	17.625	84.2		1:35.965
7	30.553	62.7	55.099	92.5	18.623	80.7		1:44.275	25	29.443	87.0	54.413	95.0	18.156	80.9		1:42.012
8	28.634	85.1	55.918	92.9	19.344	79.7		1:43.896	26	27.490	94.2	50.694	97.0	18.102	83.3		1:36.286
9	28.968	86.4	54.201	93.1	18.174	81.4		1:41.343	27	27.420	94.2	50.319	96.5	18.293	84.6		1:36.032
10	28.626	85.8	54.537	92.4	18.773	79.9		1:41.936	28	29.457	90.0	51.360	95.5	18.736	83.0		1:39.553
11	28.390	88.5	53.105	93.3	17.899	80.9		1:39.394	29	28.226	95.5	54.094	96.3	18.121	81.7		1:40.441
12	28.315	89.4	53.495	94.2	17.862	80.8		1:39.672	30	28.023	94.2	51.996	96.7	17.900	84.0		1:37.919
13	28.884	90.3	54.087	93.0				1:45.006	31	27.253	95.0	50.643	95.9	17.876	84.2		1:35.772
14	Out	88.7	55.835	92.4	19.133	81.6		2:50.684 P	32	27.505	94.3	50.853	96.5	17.735	84.0		1:36.093
15	28.240	83.0	55.934	93.6	18.452	81.8		1:42.626	33	28.255	91.8	54.679	95.8	18.022	83.1		1:40.956
16	28.374	84.7	53.514	94.3	18.169	82.5		1:40.057	34	29.232	93.5	50.474	97.3	17.883	84.1		1:37.589
17	28.367	87.3	54.913	94.0	18.651	79.2		1:41.931	35	27.525	92.9	51.113	97.3	17.555	85.2		1:36.193
18	27.821	88.5	51.842	94.7	18.374	82.1		1:38.037	36	31.101	79.2	51.854	95.1	17.998	82.4		1:40.953



Session Start: 14:15:00 - Finish: 15:15:46

Weather/Track Conditions: Cloud / Dry

Circuit: Donington Park National

Track Length: 3.185 Km - 1.9791 miles

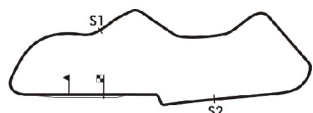
# Donington Historic Festival - 30 Apr - 2 May 2016

## U2TC for pre-66 under 2-litre Touring Cars

### Race 7 - Sector Analysis

66 Viggo Lund (C)									Ford Lotus Cortina								
lap	Sect-1	Speed	Sect-2	Speed	Sect-3	Speed	TopSpeed	laptime pit	lap	Sect-1	Speed	Sect-2	Speed	Sect-3	Speed	Topspeed	laptime pit
1								1:40.598	21	26.037	103.2	47.316	104.2	16.416	91.2		1:29.769
2	26.635	100.2	47.898	102.5	16.605	94.6		1:30.680	22	25.334	98.4	46.895	104.1	16.379	94.0		1:28.608
3	25.286	102.0	48.897	105.4	16.218	95.2		1:30.401	23	24.883	105.6	47.793	105.9	16.284	95.1		1:28.960
4	26.002	99.7	48.280	105.4	16.134	94.7		1:30.416	24	24.754	104.8	48.046	106.0	16.016	94.2		1:28.816
5	26.122	103.3	47.747	102.5	16.554	94.4		1:30.423	25	25.045	95.5	46.850	106.5	16.120	93.0		1:28.015
6	25.884	100.0	48.322	103.9	16.329	95.1		1:30.535	26	25.061	103.3	47.019	104.9	16.042	93.6		1:28.122
7	26.419	100.9	48.224	104.9	15.897	96.3		1:30.540	27	25.412	101.5	46.799	105.2	15.666	95.4		1:27.877
8	25.749	100.9	49.196	104.4	15.955	95.6		1:30.900	28	25.176	94.8	49.911	104.2	16.008	95.1		1:31.095
9	25.105	99.0	48.691	105.2	16.962	93.0		1:30.758	29	27.238	104.0	46.509	106.4	16.172	95.9		1:29.919
10	25.382	109.7	48.615	105.2	16.149	94.7		1:30.146	30	24.865	103.5	47.903	105.9	15.978	95.9		1:28.746
11	25.017	95.2	49.548	102.8	17.184	92.7		1:31.749	31	24.904	100.2	48.225	103.4	15.811	95.2		1:28.940
12	25.167	97.0	47.402	106.2	15.799	96.3		1:28.368	32	25.811	103.0	46.984	107.0	16.417	93.1		1:29.212
13	25.470	103.0	47.573	106.2	16.063	94.3		1:29.106	33	25.297	104.6	46.394	107.9	15.704	94.2		1:27.395
14	25.794	100.9	47.427	105.0				1:32.258	34	25.089	100.2	47.694	106.5	17.328	90.0		1:30.111
15	Out	93.2	47.924	102.6	16.245	94.0		3:03.892 P	35	25.298	107.4	49.200	106.0	16.136	91.9		1:30.634
16	25.251	99.4	47.461	103.9	15.912	95.4		1:28.624	36	25.129	102.6	47.948	104.7	16.527	93.5		1:29.604
17	25.164	101.2	47.519	103.7	16.214	94.4		1:28.897	37	25.442	99.9	46.872	104.9	16.236	95.0		1:28.550
18	25.590	102.7	47.372	105.5	16.287	92.7		1:29.249	38	25.003	102.7	47.110	104.2	15.912	94.4		1:28.025
19	25.232	101.2	48.477	102.3	15.826	94.4		1:29.535	39	25.005	103.3	46.943	105.2	16.088	95.4		1:28.036
20	25.232	99.3	47.197	104.2	15.778	95.0		1:28.207	40	26.080	105.9	47.791	104.2	16.060	94.3		1:29.931

68 Mursall D-Mursall P (D)									BMW 1800 Ti								
lap	Sect-1	Speed	Sect-2	Speed	Sect-3	Speed	TopSpeed	laptime pit	lap	Sect-1	Speed	Sect-2	Speed	Sect-3	Speed	Topspeed	laptime pit
1				104.6	17.508	88.8		1:42.575	22	25.123	103.0	47.526	104.9				1:31.727
2	25.358	98.3	48.476	105.4	16.628	92.0		1:30.462	23		96.3	49.012	104.1	17.197	92.1		2:25.211 P
3	25.453	104.8	49.453	105.2	16.894	88.8		1:31.800	24	25.964	100.7	48.750	103.1	15.995	90.5		1:30.709
4	26.461	98.7	48.416	105.2	16.001	93.0		1:30.878	25	25.138	102.4	47.591	104.6	15.662	92.9		1:28.391
5	25.957	87.0	49.091	104.6	16.052	91.0		1:31.100	26	24.877	107.3	47.872	104.6	15.839	92.4		1:28.588
6	25.190	99.4	47.689	105.0	15.889	93.8		1:28.768	27	24.916	105.6	48.817	103.7	15.769	92.1		1:29.502
7	26.040	92.0	47.655	105.5	16.065	92.9		1:29.760	28	24.962	108.6	49.084	106.0	15.571	93.9		1:29.617
8	25.370	92.5	48.220	103.7	17.575	90.5		1:31.165	29	24.862	104.3	47.540	106.5	16.561	90.9		1:28.963
9	24.974	101.3	48.255	105.2	15.959	92.4		1:29.188	30	25.063	100.4	47.597	105.2	15.813	92.2		1:28.473
10	25.282	98.1	48.628	105.2	16.355	93.3		1:30.265	31	24.814	103.8	48.081	105.2	16.308	93.9		1:29.203
11	25.089	103.8	48.395	103.0	16.070	90.9		1:29.554	32	25.434	100.6	47.531	105.5	15.766	92.2		1:28.731
12	25.077	102.9	47.483	104.7	15.932	91.4		1:28.492	33	25.288	102.7	47.600	105.0	16.192	87.9		1:29.080
13	25.111	100.4	47.529	104.7	15.847	90.6		1:28.487	34	25.368	101.6	47.120	104.9	15.514	93.1		1:28.002
14	25.056	98.3	47.992	105.0	15.626	92.4		1:28.674	35	24.825	105.4	47.658	104.1	16.507	90.5		1:28.990
15	25.363	100.7	47.268	104.9	15.715	92.4		1:28.346	36	25.211	104.5	48.665	104.7	17.918	87.7		1:31.794
16	25.401	103.2	47.532	104.9	15.625	92.7		1:28.558	37	25.115	103.2	47.318	104.7	17.393	88.5		1:29.826
17	24.977	96.3	47.531	104.2	15.785	92.2		1:28.293	38	24.948	103.5	46.519	106.9	16.187	90.9		1:27.654
18	24.926	105.3	48.086	104.7	15.978	91.9		1:28.990	39	25.778	101.0	48.001	105.9	15.423	93.8		1:29.202
19	25.016	106.4	47.778	104.1	15.672	92.1		1:28.466	40	24.935	104.0	47.104	105.9	16.124	93.3		1:28.163
20	25.246	103.7	47.827	103.1	15.950	91.7		1:29.023	41	25.182	102.9	46.849	106.5	16.459	87.4		1:28.490
21	24.850	107.6	47.394	104.1	15.992	92.0		1:28.236	42								



Session Start: 14:15:00 - Finish: 15:15:46

Weather/Track Conditions: Cloud / Dry

Circuit: Donington Park National

Track Length: 3.185 Km - 1.9791 miles

# Donington Historic Festival - 30 Apr - 2 May 2016

## U2TC for pre-66 under 2-litre Touring Cars

### Race 7 - Sector Analysis

69 Avill-Hyett (C)									Ford Lotus Cortina								
lap	Sect-1	Speed	Sect-2	Speed	Sect-3	Speed	TopSpeed	laptime pit	lap	Sect-1	Speed	Sect-2	Speed	Sect-3	Speed	Topspeed	laptime pit
1				108.4	16.212	95.6		1:35.956	22	24.809	102.9	46.557	108.4	15.976	93.3		1:27.342
2	25.059	100.7	46.632	107.7	15.832	96.6		1:27.523	23	24.702	101.5	46.701	107.9	15.742	96.5		1:27.145
3	25.022	105.1	47.401	106.9	16.461	96.6		1:28.884	24	25.036	101.3	46.594	106.4	15.775	95.2		1:27.405
4	24.431	106.4	46.087	107.9	15.703	96.7		1:26.221	25	24.786	101.6	46.597	107.6	15.857	94.3		1:27.240
5	24.794	102.3	46.141	107.9	16.385	93.9		1:27.320	26	24.957	102.7	46.484	107.2	15.709	93.9		1:27.150
6	25.284	103.3	46.454	108.6	15.973	97.2		1:27.711	27	24.731	103.5	46.563	107.4	15.891	94.4		1:27.185
7	25.684	107.9	45.902	107.0	16.378	94.2		1:27.964	28	24.886	103.8	46.423	107.6	15.864	94.4		1:27.173
8	24.572	104.8	46.446	106.7	15.598	97.6		1:26.616	29	24.850	105.8	46.469	108.3	15.835	95.0		1:27.154
9	24.636	105.9	46.447	107.2	15.747	95.9		1:26.830	30	24.910	102.9	46.543	107.9	15.651	96.9		1:27.104
10				107.0	16.048	95.9		1:51.040	31	25.137	100.4	46.690	107.2	15.881	93.4		1:27.708
11	24.867	102.6	46.443	107.7	15.616	97.6		1:26.926	32	24.950	98.0	46.637	108.3	15.959	94.7		1:27.546
12	24.552	103.8	46.294	108.1	16.082	96.7		1:26.928	33	24.794	104.9	45.951	108.3	15.695	95.9		1:26.440
13	24.399	107.3	47.513	107.4	15.909	96.9		1:27.821	34	24.622	102.6	46.155	109.3	15.631	96.2		1:26.408
14	24.669	101.6	45.996	107.9	15.657	97.4		1:26.322	35	24.824	104.9	46.152	109.1	15.976	94.2		1:26.952
15	24.632	105.6	45.951	107.6	15.633	97.4		1:26.216	36	24.608	105.4	46.055	108.6	15.653	96.5		1:26.316
16	24.367	107.1	47.169	104.2	15.796	96.9		1:27.332	37	24.743	103.5	47.128	109.3	16.130	95.6		1:28.001
17	24.941	98.0	46.593	106.7	15.918	96.1		1:27.452	38	24.750	102.0	46.229	108.8	15.566	95.6		1:26.545
18	24.591	107.4	46.324	106.7	15.621	96.7		1:26.536	39	24.974	101.8	47.236	108.8	16.030	94.0		1:28.240
19	24.730	102.3	46.589	100.3				1:31.967	40	24.773	102.1	45.833	108.8	15.795	96.2		1:26.401
20		98.7	47.398	107.7	17.163	91.6		2:18.269 P	41	24.445	106.8	46.109	109.1	16.958	93.5		1:27.512
21	25.203	99.7	46.721	108.1	16.244	94.2		1:28.168	42								

70 Dion Kremer (C)									Ford Lotus Cortina								
lap	Sect-1	Speed	Sect-2	Speed	Sect-3	Speed	TopSpeed	laptime pit	lap	Sect-1	Speed	Sect-2	Speed	Sect-3	Speed	Topspeed	laptime pit
1				106.7	16.196	94.7		1:31.335	22	24.728	106.3	46.347	107.2	15.263	96.9		1:26.338
2	24.621	105.8	46.117	106.9	15.542	97.4		1:26.280	23	24.656	105.4	46.771	108.1	15.403	98.2		1:26.830
3	24.704	107.6	45.652	105.9	15.271	95.9		1:25.627	24	24.547	105.9	46.059	106.4	15.333	96.6		1:25.939
4	24.388	107.6	45.836	105.2	15.365	95.6		1:25.589	25	24.896	105.4	46.452	105.4				1:29.437
5	24.741	106.3	45.644	105.5	15.664	95.9		1:26.049	26		102.6	46.861	106.0	16.350	94.3		2:20.134 P
6	24.998	105.9	45.974	106.9	15.607	97.9		1:26.579	27	24.675	107.4	46.242	107.0	15.794	94.3		1:26.711
7	24.685	106.4	46.357	107.9	15.399	95.9		1:26.441	28	24.656	108.1	46.549	106.7	15.264	95.2		1:26.469
8	24.460	108.8	46.163	107.2	17.119	94.0		1:27.742	29	24.464	107.3	46.321	106.5	15.439	96.9		1:26.224
9	24.860	104.6	46.603	106.0	15.697	95.5		1:27.160	30	24.479	108.5	46.344	106.5	15.824	97.0		1:26.647
10	24.712	106.6	46.818	105.2	15.702	94.6		1:27.232	31	24.679	109.0	46.076	106.5	15.279	96.7		1:26.034
11	24.904	105.3	46.835	105.4	15.604	95.5		1:27.343	32	24.682	109.0	46.317	106.4	15.489	95.2		1:26.488
12	24.908	105.8	46.328	106.2	15.505	96.2		1:26.741	33	24.764	109.2	45.618	107.0	15.394	97.7		1:25.776
13	24.868	106.1	46.213	106.9	15.099	97.2		1:26.180	34	24.844	102.7	45.882	106.5	15.557	96.1		1:26.283
14	24.615	104.6	46.108	106.0	15.317	95.4		1:26.040	35	24.662	109.5	45.750	105.9	15.309	96.2		1:25.721
15	24.753	106.4	46.261	106.9	15.322	95.5		1:26.336	36	24.866	109.5	45.742	106.4	15.218	97.0		1:25.826
16	24.735	106.3	46.220	107.9	15.612	95.9		1:26.567	37	24.587	107.8	45.615	107.0	15.511	95.4		1:25.713
17	24.783	105.1	46.154	106.5	15.892	95.8		1:26.829	38	24.785	108.3	46.025	106.0	15.303	96.7		1:26.113
18	24.968	107.1	47.682	106.7	15.710	95.8		1:28.360	39	24.626	109.3	45.996	106.4	15.474	95.6		1:26.096
19	24.804	105.9	46.636	107.9	15.490	97.6		1:26.930	40	24.761	108.6	46.049	106.7	15.431	96.6		1:26.241
20	25.265	91.3	47.057	106.7	15.405	95.4		1:27.727	41	24.669	108.6	46.043	107.4	15.013	97.2		1:25.725
21	24.603	109.5	46.532	107.0	15.315	95.5		1:26.450	42	24.519	96.9	45.822	107.6	15.122	96.9		1:25.463



Session Start: 14:15:00 - Finish: 15:15:46

Weather/Track Conditions: Cloud / Dry

Circuit: Donington Park National

Track Length: 3.185 Km - 1.9791 miles

# Donington Historic Festival - 30 Apr - 2 May 2016

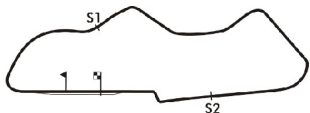
## U2TC for pre-66 under 2-litre Touring Cars

### Race 7 - Sector Analysis

77 Sanders-Jones (C)									Ford Lotus Cortina										
lap	Sect-1	Speed	Sect-2	Speed	Sect-3	Speed	TopSpeed	laptime	pit	lap	Sect-1	Speed	Sect-2	Speed	Sect-3	Speed	Topspeed	laptime	pit
1				102.8	16.084	90.1		1:35.433		22	24.594	107.1	47.470	105.7	15.512	94.0		1:27.576	
2	25.839	97.1	47.958	103.3	16.608	89.4		1:30.405		23	25.092	102.1	46.287	106.9	15.615	94.8		1:26.994	
3	25.729	104.1	47.157	104.9	16.736	88.0		1:29.622		24	24.875	102.6	46.686	106.9	15.929	96.1		1:27.490	
4	25.007	109.3	45.930	104.9	15.437	92.9		1:26.374		25	24.885	104.0	47.053	105.5	15.765	94.3		1:27.703	
5	25.393	104.8	45.934	104.7	15.160	94.6		1:26.487		26	24.916	104.6	46.749	105.4	15.803	95.1		1:27.468	
6	24.779	107.4	45.818	105.4	16.567	91.6		1:27.164		27	24.888	100.4	46.496	105.7	15.711	94.8		1:27.095	
7	24.972	107.1	45.941	105.2	15.524	93.3		1:26.437		28	24.869	101.3	46.425	106.0	15.733	94.2		1:27.027	
8	24.987	105.6	46.694	105.4	15.466	94.7		1:27.147		29	25.111	104.0	46.334	105.7	15.851	95.1		1:27.296	
9	24.860	99.9	47.952	104.6	15.625	92.6		1:28.437		30	24.911	100.9	46.665	106.0	15.637	94.6		1:27.213	
10	25.915	82.0	47.316	104.6	16.779	88.8		1:30.010		31	24.949	101.6	46.965	105.5	16.034	95.8		1:27.948	
11	25.427	95.0	47.008	104.2	15.529	93.4		1:27.964		32	24.773	102.1	46.262	106.7	15.740	94.7		1:26.775	
12	25.760	97.1	46.739	104.4	15.496	93.0		1:27.995		33	24.947	103.2	46.284	107.4	19.004	89.2		1:30.235	
13	24.828	104.9	46.639	105.0	16.671	90.3		1:28.138		34	25.727	100.2	46.636	107.6	15.727	95.4		1:28.090	
14	25.050	107.4	46.438	104.7	16.669	88.6		1:28.157		35	24.988	102.6	46.065	106.7	15.791	94.0		1:26.844	
15	25.130	109.0	46.520	104.7	15.662	92.1		1:27.312		36	24.823	103.0	46.336	106.7	15.591	95.4		1:26.750	
16	24.849	107.8	46.199	104.6	15.482	93.9		1:26.530		37	24.871	103.8	47.287	106.7	15.566	95.1		1:27.724	
17	25.329	100.9	47.165	104.4				1:31.474		38	24.906	104.8	46.453	107.0	15.868	94.0		1:27.227	
18		95.4	47.635	104.7	15.731	92.2		2:23.246	P	39	25.140	98.7	47.254	107.2	17.140	93.0		1:29.534	
19	25.037	101.0	47.171	105.0	15.690	93.5		1:27.898		40	24.746	104.5	46.249	106.7	15.547	95.1		1:26.542	
20	24.690	104.1	47.366	106.4	15.710	94.4		1:27.766		41	24.821	105.8	46.406	106.2	16.500	92.7		1:27.727	
21	24.777	104.5	46.591	105.9	15.541	94.6		1:26.909		42									

84 Steve Jones (B)									Morris Mini Cooper S										
lap	Sect-1	Speed	Sect-2	Speed	Sect-3	Speed	TopSpeed	laptime	pit	lap	Sect-1	Speed	Sect-2	Speed	Sect-3	Speed	Topspeed	laptime	pit
1				102.0	16.353	90.3		1:39.653		7	26.010	95.5	47.961	101.3	16.217	91.4		1:30.188	
2	25.906	95.1	48.857	101.7	16.112	91.9		1:30.875		8	25.942	95.5	49.876	101.3	18.070	91.0		1:33.888	
3	25.737	98.1	48.553	101.6	16.487	90.6		1:30.777		9	25.686	93.2	50.106	65.5				1:44.344	
4	26.050	97.1	48.138	101.4	16.042	91.2		1:30.230		10	Out	84.9	53.490	99.2	16.788	89.9		9:02.367	P
5	25.843	97.0	48.299	101.4	16.260	91.1		1:30.402		11	26.033	93.7	49.727	74.2				1:40.748	
6	25.953	102.9	48.507	100.6	16.473	90.9		1:30.933		12									

89 Banks A-Banks M (C)									Alfa Romeo Giulia Sprint GTA										
lap	Sect-1	Speed	Sect-2	Speed	Sect-3	Speed	TopSpeed	laptime	pit	lap	Sect-1	Speed	Sect-2	Speed	Sect-3	Speed	Topspeed	laptime	pit
1				106.7	15.004	96.1		1:32.897		22	24.592	104.9	46.097	106.9	15.096	96.9		1:25.785	
2	24.521	105.6	46.048	106.5	15.144	97.3		1:25.713		23	24.340	101.3	46.194	106.9				1:28.305	
3	24.740	103.2	45.631	108.1	15.255	92.9		1:25.626		24		99.3	46.728	107.0	15.547	96.3		2:02.266	P
4	24.834	107.4	45.325	106.9	15.135	95.2		1:25.294		25	24.669	104.3	46.283	106.7	15.403	97.0		1:26.355	
5	24.565	107.3	45.472	107.4	15.473	97.2		1:25.510		26	24.627	106.8	45.903	107.9	15.352	96.7		1:25.882	
6	25.095	101.0	45.822	108.3	15.379	95.0		1:26.296		27	24.469	104.8	45.954	106.9	15.310	96.6		1:25.733	
7	24.569	105.4	46.019	105.0	15.074	96.3		1:25.662		28	24.618	107.4	45.746	106.9	15.312	96.9		1:25.676	
8	24.462	105.8	46.081	105.5	15.110	96.6		1:25.653		29	24.528	107.6	45.681	107.2	15.289	97.2		1:25.498	
9	24.588	103.2	46.404	105.9	15.098	96.5		1:26.090		30	24.386	107.3	45.607	107.7	15.816	93.9		1:25.809	
10	24.817	104.8	46.658	106.0	15.252	96.5		1:26.727		31	24.783	103.8	45.748	107.4	15.243	97.3		1:25.774	
11	24.809	103.0	46.214	106.2	15.129	96.9		1:26.152		32	24.377	108.5	45.983	107.4	15.241	97.0		1:25.601	
12	24.578	105.8	46.142	105.9	15.081	96.2		1:25.801		33	24.466	101.3	45.814	106.9	15.124	96.9		1:25.404	
13	24.605	104.0	46.240	105.7	15.100	96.7		1:25.945		34	24.438	110.2	45.391	107.4	15.284	97.6		1:25.113	
14	24.559	103.8	45.848	107.7	15.277	96.2		1:25.684		35	24.684	99.3	45.950	108.8	15.488	97.2		1:26.122	
15	24.426	106.4	45.972	106.0	15.013	95.9		1:25.411		36	24.435	109.3	45.436	107.0	15.177	96.6		1:25.048	
16	24.512	107.6	46.480	105.9	14.982	96.2		1:25.974		37	24.295	107.4	45.350	108.3	14.937	97.4		1:24.582	
17	24.585	104.0	45.856	106.0	15.019	96.6		1:25.460		38	24.365	107.9	45.275	108.3	15.338	96.3		1:24.978	
18	24.710	103.7	46.418	106.0	15.215	96.3		1:26.343		39	24.433	106.3	45.474	107.0	15.073	97.2		1:24.980	
19	24.862	102.6	46.232	106.5	15.261	97.0		1:26.355		40	24.388	103.5	45.602	106.4	15.256	97.3		1:25.246	
20	24.526	103.8	46.238	106.0	15.114	95.9		1:25.878		41	24.522	105.3	45.904	107.2	15.094	97.2		1:25.520	
21	24.752	106.6	46.344	106.4	15.005	96.5		1:26.101		42	24.857	101.5	46.099	106.4	15.560	90.1		1:26.516	



Session Start: 14:15:00 - Finish: 15:15:46

Weather/Track Conditions: Cloud / Dry

Circuit: Donington Park National

Track Length: 3.185 Km - 1.9791 miles



# Donington Historic Festival - 30 Apr - 2 May 2016

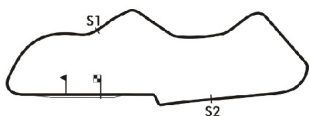
## U2TC for pre-66 under 2-litre Touring Cars

### Race 7 - Sector Analysis

98 Pattle-Pattle (C)									Ford Lotus Cortina								
lap	Sect-1	Speed	Sect-2	Speed	Sect-3	Speed	TopSpeed	laptime pit	lap	Sect-1	Speed	Sect-2	Speed	Sect-3	Speed	Topspeed	laptime pit
1				107.6	15.989	94.0		1:34.244	18	24.978	104.9	47.724	105.2	16.087	91.9		1:28.789
2	25.118	101.8	47.232	106.4	16.355	90.6		1:28.705	19	25.124	98.7	46.766	106.7	15.274	95.9		1:27.164
3	25.114	100.0	48.330	107.7	20.654	81.4		1:34.098	20	24.650	106.9	46.368	106.0	17.640	89.1		1:28.658
4	26.337	87.6	47.593	108.1	17.698	86.8		1:31.628	21	25.180	107.3	45.912	106.5				1:29.562
5	25.457	99.4	46.322	106.5	15.675	94.2		1:27.454	22		94.6	46.889	107.0	15.908	94.7		2:12.099 P
6	24.741	105.3	46.458	107.6	15.640	97.4		1:26.839	23	24.898	99.4	46.475	108.3	15.306	97.0		1:26.679
7	24.975	100.0	47.909	105.5	16.156	92.9		1:29.040	24	25.102	98.1	46.583	107.2	15.789	94.4		1:27.474
8	24.912	102.4	47.159	105.4	15.695	95.8		1:27.766	25	24.783	98.4	46.612	108.3	15.820	92.5		1:27.215
9	24.976	103.2	47.623	98.9	15.916	94.7		1:28.515	26	24.981	98.0	46.432	108.4	15.468	95.6		1:26.881
10	25.346	94.3	47.909	105.2	15.701	95.6		1:28.956	27	24.966	100.2	46.276	108.8	15.319	97.0		1:26.561
11	24.855	98.1	46.660	105.5	16.075	92.5		1:27.590	28	24.857	100.7	45.957	108.4	15.447	95.4		1:26.261
12	25.200	104.5	46.579	106.2	15.825	94.2		1:27.604	29	25.076	98.6	45.898	118.3	15.470	96.6		1:26.444
13	26.051	104.1	46.931	106.7	15.914	93.0		1:28.896	30	24.897	101.6	46.292	108.6	15.804	94.4		1:26.993
14	24.815	107.1	46.371	106.7	15.487	95.0		1:26.673	31	24.629	102.4	46.568	109.0	16.216	93.6		1:27.413
15	24.631	105.4	46.003	107.2	15.709	94.0		1:26.343	32	25.000	99.3	46.152	108.6	15.649	97.4		1:26.801
16	24.806	105.9	52.665	106.0	16.337	96.3		1:33.808	33	25.311	102.1	46.073	110.2	18.660	91.0		1:30.044
17	24.890	100.3	46.819	108.3	16.855	92.9		1:28.564	34	25.320	99.6	46.424	107.2				1:29.182

100 Shaw-Oliver (D)									BMW 1800 TiSA								
lap	Sect-1	Speed	Sect-2	Speed	Sect-3	Speed	TopSpeed	laptime pit	lap	Sect-1	Speed	Sect-2	Speed	Sect-3	Speed	Topspeed	laptime pit
1				97.9	16.557	87.0		1:34.825	19		92.8	47.558	108.8	16.153	95.4		2:11.126 P
2	25.964	104.6	48.232	99.2				1:34.553	20	24.986	105.1	46.966	107.9	15.653	96.1		1:27.605
3		93.2	48.097	108.4	15.612	93.4		10:24.313 P	21	24.650	106.8	46.088	110.7	15.145	97.4		1:25.883
4	24.644	104.9	46.481	108.8	15.220	96.2		1:26.345	22	24.893	102.0	47.113	109.5	15.549	94.8		1:27.555
5	24.799	110.2	46.069	108.4	15.466	94.8		1:26.334	23	24.780	108.3	46.085	110.6	15.330	94.8		1:26.195
6	24.649	109.3	46.277	108.8	15.655	94.8		1:26.581	24	24.973	102.3	47.795	107.4	16.238	94.7		1:29.006
7	25.083	107.8	46.206	108.1	15.414	95.1		1:26.703	25	25.064	101.2	47.739	106.5	16.390	94.3		1:29.193
8	24.477	109.7	47.018	108.4	15.442	94.7		1:26.937	26	25.833	91.3	47.852	107.6	16.462	93.5		1:30.147
9	24.518	109.2	46.385	108.4	15.307	96.2		1:26.210	27	25.936	96.9	47.151	104.1	17.460	88.4		1:30.547
10	24.759	108.3	46.159	107.7	15.303	95.8		1:26.221	28	26.504	100.6	47.148	108.4	16.267	94.7		1:29.919
11	24.871	108.5	46.567	108.1	15.879	93.4		1:27.317	29	28.246	95.8	46.838	109.7	15.883	95.6		1:30.967
12	24.739	109.0	46.530	107.9	15.389	96.5		1:26.658	30	24.879	101.6	48.081	110.9	15.806	97.7		1:28.766
13	24.867	106.9	46.220	108.3	15.462	95.5		1:26.549	31	24.739	104.5	46.344	110.0	15.710	94.8		1:26.793
14	24.778	105.6	46.102	108.3	15.440	95.5		1:26.320	32	24.763	98.1	46.527	109.3	15.454	95.9		1:26.744
15	24.462	111.1	46.032	109.0	15.214	96.6		1:25.708	33	24.659	102.0	46.368	108.6	15.477	95.9		1:26.504
16	24.576	111.5	46.491	107.9	15.784	94.7		1:26.851	34	24.606	104.3	46.459	109.1	15.446	95.9		1:26.511
17	24.573	99.3	46.774	109.0	15.663	95.5		1:27.010	35	24.810	107.1	46.204	109.3	15.624	87.7		1:26.638
18	24.371	111.8	45.734	109.3				1:28.338	36								

111 Smith-Clark (D)									BMW 1800 TiSA								
lap	Sect-1	Speed	Sect-2	Speed	Sect-3	Speed	TopSpeed	laptime pit	lap	Sect-1	Speed	Sect-2	Speed	Sect-3	Speed	Topspeed	laptime pit
1								1:44.398	17	25.817	98.4	47.842	104.2	16.339	94.4		1:29.998
2	2:19.434	98.6	49.499	89.5				3:29.026	18	25.690	100.0	47.376	105.4	15.896	94.7		1:28.962
3		91.5	47.027	102.5	15.434	98.6		12:08.581 P	19	25.214	102.1	47.659	104.6	15.927	94.2		1:28.800
4	25.164	107.1	47.157	103.4	15.451	94.7		1:27.772	20	25.300	102.9	46.972	105.5	15.981	95.0		1:28.253
5	25.481	98.3	46.702	104.4	15.281	94.4		1:27.464	21	25.551	102.4	46.987	106.0	16.169	93.8		1:28.707
6	24.799	109.9	45.973	104.7	15.172	95.9		1:25.944	22	25.325	104.9	46.891	107.2	16.608	94.4		1:28.824
7	1:51.309	109.3	46.208	104.9	15.663	96.2		2:53.180	23	25.815	100.3	48.331	106.2	18.168	92.0		1:32.314
8	24.891	105.4	47.117	103.4	15.547	93.9		1:27.555	24	25.968	97.4	47.505	107.6	16.419	94.0		1:29.892
9	24.836	110.4	46.895	103.9	15.436	93.6		1:27.167	25	26.268	99.4	47.107	105.5	16.417	95.5		1:29.792
10	25.807	90.3	47.468	104.2	15.376	95.5		1:28.651	26	25.807	100.9	47.239	106.5	15.875	95.6		1:28.921
11	24.709	110.8	46.300	105.7	15.247	95.5		1:26.256	27	25.200	100.2	47.053	105.2	16.362	94.7		1:28.615
12	24.697	110.9	46.356	106.0	15.391	95.2		1:26.444	28	25.750	103.3	46.887	107.0	16.321	94.3		1:28.958
13	24.602	109.5	46.744	105.5	15.331	96.6		1:26.677	29	25.513	100.0	47.252	106.4	16.206	94.8		1:28.971
14	24.788	108.6	48.842	104.4				1:31.981	30	25.463	101.3	47.464	107.0	15.870	95.0		1:28.797
15		87.1	49.987	103.1	16.674	93.9		2:34.845 P	31	25.184	105.6	47.014	107.4	15.955	88.9		1:28.153
16	25.723	98.8	48.398	104.1	16.344	93.5		1:30.465	32								



Session Start: 14:15:00 - Finish: 15:15:46  
 Weather/Track Conditions: Cloud / Dry  
 Circuit: Donington Park National  
 Track Length: 3.185 Km - 1.9791 miles

# Donington Historic Festival - 30 Apr - 2 May 2016

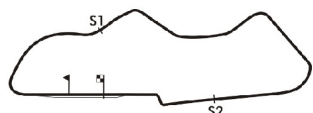
## U2TC for pre-66 under 2-litre Touring Cars

### Race 7 - Sector Analysis

113 Wolfe-Gans (C)									Ford Lotus Cortina								
lap	Sect-1	Speed	Sect-2	Speed	Sect-3	Speed	TopSpeed	laptime pit	lap	Sect-1	Speed	Sect-2	Speed	Sect-3	Speed	Topspeed	laptime pit
1				106.4	16.012	94.3		1:31.024	6	24.923	91.4	45.990	109.1	15.713	93.8		1:26.626
2	24.704	106.6	46.177	107.0	15.598	96.1		1:26.479	7	24.369	106.4	46.267	108.3	15.647	96.7		1:26.283
3	25.148	104.6	45.701	109.1	15.855	80.4		1:26.704	8	24.301	107.9	46.067	107.9	16.407	89.2		1:26.775
4	25.144	102.0	45.509	109.0	15.339	96.6		1:25.992	9	25.028	103.3	47.405	106.7	16.128	94.2		1:28.561
5	24.358	104.8	45.376	109.0	15.419	97.9		1:25.153	10								

117 Mursall P-Mursall D (D)									BMW 1800 Ti								
lap	Sect-1	Speed	Sect-2	Speed	Sect-3	Speed	TopSpeed	laptime pit	lap	Sect-1	Speed	Sect-2	Speed	Sect-3	Speed	Topspeed	laptime pit
1				100.9	19.499	83.5		1:44.046	21	25.560	99.4	48.981	103.4	16.293	92.2		1:30.834
2	26.351	93.2	49.475	102.8	16.457	91.4		1:32.283	22	25.357	99.9	48.393	104.7	16.189	91.1		1:29.939
3	25.809	96.0	49.606	103.3	16.723	91.2		1:32.138	23	25.547	102.0	48.164	103.6	16.779	89.9		1:30.490
4	25.608	99.1	48.730	104.1	16.391	91.4		1:30.729	24	26.004	101.3	49.300	102.3	16.504	91.2		1:31.808
5	27.045	87.9	49.666	102.6	16.437	91.7		1:33.148	25	26.158	100.0	48.880	103.4	17.167	90.7		1:32.205
6	25.988	99.9	49.076	103.4	16.678	92.0		1:31.742	26	25.715	99.1	48.971	102.3	16.146	92.9		1:30.832
7	27.213	83.1	49.493	102.5	18.039	87.7		1:34.745	27	25.563	102.3	48.729	100.8	16.293	93.3		1:30.585
8	26.342	95.0	49.410	103.7	16.593	92.1		1:32.345	28	25.927	98.1	48.918	101.4	16.307	92.2		1:31.152
9	25.588	89.7	49.125	104.4	17.476	90.5		1:32.189	29	25.769	101.8	48.639	100.5	17.475	87.8		1:31.883
10	25.653	92.6	48.993	103.9	16.932	90.7		1:31.578	30	26.591	88.7	49.331	101.6	16.447	93.1		1:32.369
11	25.807	91.4	48.995	102.5	16.779	91.6		1:31.581	31	25.211	104.8	49.570	103.3	16.252	92.1		1:31.033
12	25.494	97.6	48.266	103.9	16.787	91.6		1:30.547	32	25.945	99.4	49.264	102.5	16.921	90.4		1:32.130
13	26.307	83.9	49.322	103.7	16.403	92.0		1:32.032	33	25.558	103.0	48.663	104.7	16.157	92.9		1:30.378
14	25.802	93.5	48.323	103.7	16.232	92.7		1:30.357	34	26.062	100.6	48.317	104.2	16.413	92.5		1:30.792
15	25.657	97.0	48.330	102.8	17.826	90.7		1:31.813	35	25.158	99.3	47.910	103.6	15.918	93.8		1:28.986
16	25.554	98.8	48.869	103.7	16.119	91.5		1:30.542	36	25.539	106.4	48.696	102.8	16.279	92.6		1:30.514
17	25.629	96.7	50.571	102.3	17.647	88.7		1:33.847	37	25.579	106.9	48.890	102.8	16.075	93.1		1:30.544
18	25.757	104.6	49.431	104.7				1:37.288	38	25.401	104.5	48.310	103.3	16.207	92.5		1:29.918
19	Out	95.5	49.805	102.3	16.476	91.1		2:30.615 P	39	25.439	100.0	48.387	103.0	16.385	92.6		1:30.211
20	25.932	102.0	49.673	103.9	15.942	92.6		1:31.547	40	28.369	96.6	48.005	103.9	16.370	91.1		1:32.744

134 Nuthall-Wood (D)									BMW 1800 Ti								
lap	Sect-1	Speed	Sect-2	Speed	Sect-3	Speed	TopSpeed	laptime pit	lap	Sect-1	Speed	Sect-2	Speed	Sect-3	Speed	Topspeed	laptime pit
1				96.7	16.931	84.6		1:40.293	18	25.238	99.0	47.234	108.1	16.795	94.7		1:29.267
2	26.538	102.6	49.047	97.6	16.802	84.4		1:32.387	19	25.101	101.0	46.952	106.5	15.655	94.8		1:27.708
3	26.605	102.1	50.048	97.2	17.115	82.7		1:33.768	20	25.106	100.3	46.915	107.0	15.726	93.6		1:27.747
4	26.867	101.2	48.855	97.2	16.565	85.0		1:32.287	21	24.849	102.7	46.755	108.3	16.223	92.9		1:27.827
5	26.945	98.7	48.536	96.7	16.527	85.0		1:32.008	22	24.824	99.0	46.307	107.0	16.619	93.5		1:27.750
6	26.750	100.4	49.331	95.6	16.755	84.5		1:32.836	23	24.709	102.7	46.438	107.7	15.837	96.2		1:26.984
7	26.930	98.0	49.555	95.0				1:36.494	24	24.430	105.3	47.263	106.0	15.710	94.7		1:27.403
8		97.1	48.640	92.6	In			7:02.066 P	25	24.982	100.3	46.275	106.9	15.744	95.2		1:27.001
9		87.9	49.404	103.1	17.621	90.9		7:14.871 P	26	24.722	99.3	46.617	107.2	15.607	95.5		1:26.946
10	26.009	97.4	48.115	105.2	15.951	93.5		1:30.075	27	24.524	104.3	46.448	107.4	15.594	96.2		1:26.566
11	25.575	98.4	47.524	107.0	16.250	92.2		1:29.349	28	24.994	102.6	46.441	106.0	15.473	95.6		1:26.908
12	25.544	100.6	47.425	105.7	15.718	94.7		1:28.687	29	24.464	103.2	46.769	106.5	15.505	95.5		1:26.738
13	25.510	95.9	47.299	106.7	15.906	94.7		1:28.715	30	24.532	100.0	46.180	106.7	15.309	96.1		1:26.021
14	25.126	100.9	47.646	105.7	15.801	94.7		1:28.573	31	24.568	102.3	46.454	107.9	15.363	96.5		1:26.385
15	24.907	100.4	47.309	105.5	15.653	94.7		1:27.869	32	24.780	104.3	46.382	107.0	15.397	95.8		1:26.559
16	24.695	104.5	47.381	105.5	15.690	94.8		1:27.766	33	24.582	106.4	47.939	105.7	15.392	96.6		1:27.913
17	24.874	100.7	47.326	106.9	15.807	95.4		1:28.007	34	24.590	101.3	46.203	107.9	15.283	96.3		1:26.076



**Session Start: 14:15:00 - Finish: 15:15:46**  
**Weather/Track Conditions: Cloud / Dry**  
**Circuit: Donington Park National**  
**Track Length: 3.185 Km - 1.9791 miles**

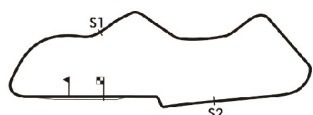


# Donington Historic Festival - 30 Apr - 2 May 2016

## U2TC for pre-66 under 2-litre Touring Cars

### Race 7 - Sector Analysis

195 Mann-Smail (C)									Ford Lotus Cortina								
lap	Sect-1	Speed	Sect-2	Speed	Sect-3	Speed	TopSpeed	laptime pit	lap	Sect-1	Speed	Sect-2	Speed	Sect-3	Speed	Topspeed	laptime pit
1				103.7	18.014	85.1		1:44.087	21	26.481	96.3	48.195	101.9	16.521	90.5		1:31.197
2	27.291	95.2	48.851	103.1	16.751	91.1		1:32.893	22	26.548	81.2	50.453	101.6				1:37.460
3	26.087	94.8	48.931	102.0	16.681	91.5		1:31.699	23	Out	91.6	50.716	99.5	17.048	87.4		2:55.613 P
4	26.016	94.1	48.558	<u>103.9</u>	16.783	89.4		1:31.357	24	26.263	96.9	48.992	100.9	16.646	88.2		1:31.901
5	26.509	90.1	49.548	102.3	16.466	<u>92.2</u>		1:32.523	25	26.131	97.8	49.807	100.0	17.078	89.8		1:33.016
6	26.139	96.6	49.112	102.8	16.577	92.1		1:31.828	26	25.859	99.3	50.655	100.6	16.697	89.1		1:33.211
7	26.495	92.3	49.138	101.1	16.739	89.4		1:32.372	27	26.102	99.3	48.995	101.7	16.552	88.1		1:31.649
8	26.569	94.3	48.573	100.9	16.859	88.9		1:32.001	28	26.167	97.0	48.171	100.9	17.016	89.2		1:31.354
9	26.240	95.9	49.231	101.3	16.679	91.0		1:32.150	29	26.300	96.5	48.600	101.6	16.834	88.6		1:31.734
10	26.091	95.8	48.604	100.5	16.613	90.5		1:31.308	30	26.045	98.1	48.662	100.9	<u>16.259</u>	89.7		1:30.966
11	26.380	93.7	48.925	101.6	16.581	90.6		1:31.886	31	25.717	<u>102.0</u>	48.347	101.6	16.579	89.9		1:30.643
12	26.491	96.3	48.345	101.7	16.409	91.4		1:31.245	32	25.822	97.7	48.379	101.4	16.429	89.9		1:30.630
13	26.012	99.1	48.240	101.6	16.625	89.1		1:30.877	33	25.815	100.0	48.679	101.1	16.501	89.5		1:30.995
14	25.934	96.9	48.639	102.3	16.494	90.1		1:31.067	34	25.904	100.7	48.173	101.4	16.536	89.7		1:30.613
15	25.873	98.1	<u>47.754</u>	102.2	16.358	90.5		<u>1:29.985</u>	35	25.751	99.9	47.868	101.4	16.615	90.9		1:30.234
16	25.935	95.1	48.330	103.3	17.045	90.0		1:31.310	36	26.130	99.1	49.494	101.9	17.118	88.1		1:32.742
17	25.933	98.3	48.141	101.3	16.416	91.7		1:30.490	37	26.849	92.9	48.845	103.7	16.667	88.9		1:32.361
18	26.649	99.1	48.451	101.9	16.716	90.7		1:31.816	38	<u>25.682</u>	100.7	48.158	102.6	16.289	90.5		1:30.129
19	26.436	92.6	48.450	101.6	16.957	89.7		1:31.843	39	25.761	101.0	48.648	101.9	16.512	87.6		1:30.921
20	26.268	94.6	48.590	102.5	16.949	91.5		1:31.807	40								



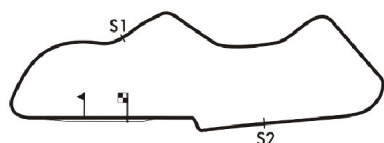
**Session Start: 14:15:00 - Finish: 15:15:46**  
**Weather/Track Conditions: Cloud / Dry**  
**Circuit: Donington Park National**  
**Track Length: 3.185 Km - 1.9791 miles**

# Donington Historic Festival - 30 Apr - 2 May 2016

## U2TC for pre-66 under 2-litre Touring Cars

### Race 7 - Best Sector Times

POS	NO	DRIVER/S	Sector 1			Sector 2			Sector 3			IDEAL LAP	BEST LAP	On
			TIME	LAP	POS	TIME	LAP	POS	TIME	LAP	POS			
1	89	Banks A-Banks M	24.295	37	3	45.275	38	3	14.937	37	1	1:24.507	<b>1:24.582</b>	<b>37</b>
2	52	Brown-Dutton	23.798	32	1	44.820	33	1	15.009	33	2	1:23.627	<b>1:23.769</b>	<b>33</b>
3	16	David Tomlin	24.337	27	6	45.698	4	7	15.158	34	5	1:25.193	<b>1:25.444</b>	<b>35</b>
4	70	Dion Kremer	24.388	4	9	45.615	37	6	15.013	41	3	1:25.016	<b>1:25.463</b>	<b>42</b>
5	41	Soper-Cuff	24.215	15	2	45.285	15	4	15.216	13	9	1:24.716	<b>1:24.937</b>	<b>15</b>
6	161	Letts A-Letts G	24.327	26	5	45.249	34	2	15.246	31	10	1:24.822	<b>1:25.229</b>	<b>34</b>
7	77	Sanders-Jones	24.594	22	12	45.818	6	9	15.160	5	7	1:25.572	<b>1:26.374</b>	<b>4</b>
8	69	Avill-Hyett	24.367	16	7	45.833	40	11	15.566	38	16	1:25.766	<b>1:26.216</b>	<b>15</b>
9	179	Dominik Roschmann	24.486	29	11	45.824	29	10	15.158	20	6	1:25.468	<b>1:25.801</b>	<b>29</b>
10	42	John Spiers	24.918	40	17	46.402	30	16	15.533	12	15	1:26.853	<b>1:27.687</b>	<b>23</b>
11	68	Mursall D-Mursall P	24.814	31	16	46.519	38	17	15.423	39	14	1:26.756	<b>1:27.654</b>	<b>38</b>
12	53	Hales-Pheysey	25.133	14	18	46.533	6	18	15.692	6	20	1:27.358	<b>1:27.621</b>	<b>6</b>
13	15	Baldwin-Churchill	25.249	14	21	46.923	14	19	15.690	4	19	1:27.862	<b>1:27.944</b>	<b>14</b>
14	66	Viggo Lund	24.754	24	15	46.394	33	15	15.666	27	17	1:26.814	<b>1:27.395</b>	<b>33</b>
15	25	Sime B-Sime J	25.226	15	20	46.990	13	20	15.682	16	18	1:27.898	<b>1:28.162</b>	<b>15</b>
16	117	Mursall P-Mursall D	25.158	35	19	47.910	35	23	15.918	35	21	1:28.986	<b>1:28.986</b>	<b>35</b>
17	195	Mann-Smail	25.682	38	23	47.754	15	22	16.259	30	24	1:29.695	<b>1:29.985</b>	<b>15</b>
18	54	Halusa M-Halusa L	27.253	31	25	50.269	20	25	17.555	35	25	1:35.077	<b>1:35.641</b>	<b>20</b>
19	100	Shaw-Oliver	24.371	18	8	45.734	18	8	15.145	21	4	1:25.250	<b>1:25.708</b>	<b>15</b>
20	98	Pattle-Pattle	24.629	31	14	45.898	29	12	15.274	19	11	1:25.801	<b>1:26.261</b>	<b>28</b>
21	134	Nuthall-Wood	24.430	24	10	46.180	30	14	15.283	34	12	1:25.893	<b>1:26.021</b>	<b>30</b>
22	111	Smith-Clark	24.602	13	13	45.973	6	13	15.172	6	8	1:25.747	<b>1:25.944</b>	<b>6</b>
23	148	James-Stretton	25.622	15	22	47.736	14	21	16.212	13	23	1:29.570	<b>1:30.400</b>	<b>14</b>
24	84	Steve Jones	25.686	9	24	47.961	7	24	16.042	4	22	1:29.689	<b>1:30.188</b>	<b>7</b>
25	113	Wolfe-Gans	24.301	8	4	45.376	5	5	15.339	4	13	1:25.016	<b>1:25.153</b>	<b>5</b>



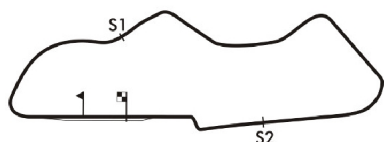
**Session Start: 14:15:00 - Finish: 15:15:46**  
**Weather/Track Conditions: Cloud / Dry**  
**Circuit: Donington Park National**  
**Track Length: 3.185 Km - 1.9791 miles**

# Donington Historic Festival - 30 Apr - 2 May 2016

## U2TC for pre-66 under 2-litre Touring Cars

### Race 7 - Best Sector Speeds

	NO	SECTOR 1	MPH	NO	SECTOR 2	MPH	NO	SECTOR 3	MPH
1	100	Shaw-Oliver	111.8	98	Pattle-Pattle	118.3	52	Brown-Dutton	101.9
2	52	Brown-Dutton	111.5	52	Brown-Dutton	115.3	41	Soper-Cuff	99.2
3	111	Smith-Clark	110.9	41	Soper-Cuff	113.5	161	Letts A-Letts G	99.0
4	41	Soper-Cuff	110.2	161	Letts A-Letts G	111.8	179	Dominik Roschmann	99.0
5	89	Banks A-Banks M	110.2	100	Shaw-Oliver	110.9	111	Smith-Clark	98.6
6	66	Viggo Lund	109.7	16	David Tomlin	109.8	16	David Tomlin	98.3
7	70	Dion Kremer	109.5	69	Avill-Hyett	109.3	70	Dion Kremer	98.2
8	77	Sanders-Jones	109.3	113	Wolfe-Gans	109.1	113	Wolfe-Gans	97.9
9	16	David Tomlin	109.2	179	Dominik Roschmann	109.0	100	Shaw-Oliver	97.7
10	68	Mursall D-Mursall P	108.6	89	Banks A-Banks M	108.8	69	Avill-Hyett	97.6
11	69	Avill-Hyett	107.9	134	Nuthall-Wood	108.3	89	Banks A-Banks M	97.6
12	113	Wolfe-Gans	107.9	70	Dion Kremer	108.1	98	Pattle-Pattle	97.4
13	42	John Spiers	107.6	66	Viggo Lund	107.9	134	Nuthall-Wood	96.6
14	98	Pattle-Pattle	107.3	77	Sanders-Jones	107.6	66	Viggo Lund	96.3
15	117	Mursall P-Mursall D	106.9	111	Smith-Clark	107.6	77	Sanders-Jones	96.1
16	15	Baldwin-Churchill	106.8	148	James-Stretton	107.4	148	James-Stretton	95.1
17	134	Nuthall-Wood	106.4	68	Mursall D-Mursall P	106.9	42	John Spiers	94.3
18	179	Dominik Roschmann	104.8	42	John Spiers	106.7	68	Mursall D-Mursall P	93.9
19	161	Letts A-Letts G	104.3	53	Hales-Pheysey	106.2	53	Hales-Pheysey	93.8
20	53	Hales-Pheysey	104.1	117	Mursall P-Mursall D	104.7	117	Mursall P-Mursall D	93.8
21	25	Sime B-Sime J	103.7	195	Mann-Smail	103.9	15	Baldwin-Churchill	93.1
22	84	Steve Jones	102.9	25	Sime B-Sime J	103.3	195	Mann-Smail	92.2
23	195	Mann-Smail	102.0	15	Baldwin-Churchill	102.8	25	Sime B-Sime J	91.9
24	148	James-Stretton	100.7	84	Steve Jones	102.0	84	Steve Jones	91.9
25	54	Halusa M-Halusa L	95.5	54	Halusa M-Halusa L	97.3	54	Halusa M-Halusa L	85.2



**Session Start: 14:15:00 - Finish: 15:15:46**  
**Weather/Track Conditions: Cloud / Dry**  
**Circuit: Donington Park National**  
**Track Length: 3.185 Km - 1.9791 miles**

# Donington Historic Festival - 30 Apr - 2 May 2016

## U2TC for pre-66 under 2-litre Touring Cars

### Race 7 - Lap Chart

Lap 1			Lap 2			Lap 3			Lap 4			Lap 5			Lap 6		
NO	Behind	Laptime	NO	Behind	Laptime	NO	Behind	Laptime	NO	Behind	Laptime	NO	Behind	Laptime	NO	Behind	Laptime
113		1:31.024	113		1:26.479	70		1:25.627	70		1:25.589	70		1:26.049	89		1:26.296
70	0.311	1:31.335	70	0.112	1:26.280	113	0.965	1:26.704	89	0.699	1:25.294	89	0.160	1:25.510	70	0.123	1:26.579
89	1.873	1:32.897	89	1.107	1:25.713	89	0.994	1:25.626	113	1.368	1:25.992	113	0.472	1:25.153	113	0.642	1:26.626
98	3.220	1:34.244	98	5.446	1:28.705	16	8.601	1:27.322	16	8.524	1:25.512	16	8.536	1:26.061	16	8.008	1:25.928
100	3.801	1:34.825	69	5.976	1:27.523	69	9.121	1:28.884	69	9.753	1:26.221	69	11.024	1:27.320	41	10.844	1:26.257
77	4.409	1:35.433	16	7.018	1:27.882	52	9.979	1:26.913	52	10.158	1:25.768	41	11.043	1:26.519	52	12.149	1:27.493
69	4.932	1:35.956	77	8.335	1:30.405	41	10.105	1:26.824	41	10.573	1:26.057	52	11.112	1:27.003	69	12.279	1:27.711
15	4.950	1:35.974	52	8.805	1:28.139	77	12.218	1:29.622	77	13.003	1:26.374	77	13.441	1:26.487	77	14.149	1:27.164
16	5.615	1:36.639	41	9.020	1:28.182	42	13.101	1:28.663	42	15.687	1:28.175	42	17.818	1:28.180	54	1 LAP	1:44.488
42	6.780	1:37.804	15	9.419	1:30.948	15	13.465	1:29.785	15	16.157	1:28.281	15	19.168	1:29.060	42	20.412	1:29.050
53	6.981	1:38.005	42	10.177	1:29.876	53	13.770	1:28.922	53	19.757	1:31.576	98	21.249	1:27.454	15	21.338	1:28.626
52	7.145	1:38.169	53	10.587	1:30.085	98	13.805	1:34.098	98	19.844	1:31.628	53	22.411	1:28.703	98	21.632	1:26.839
41	7.317	1:38.341	100	11.875	1:34.553	84	18.063	1:30.777	84	22.704	1:30.230	84	27.057	1:30.402	53	23.576	1:27.621
84	8.629	1:39.653	84	13.025	1:30.875	66	18.437	1:30.401	66	23.264	1:30.416	66	27.638	1:30.423	84	31.534	1:30.933
134	9.269	1:40.293	66	13.775	1:30.680	161	21.555	1:30.792	161	26.651	1:30.685	161	30.163	1:29.561	66	31.717	1:30.535
66	9.574	1:40.598	134	15.177	1:32.387	68	21.595	1:31.800	68	26.884	1:30.878	179	30.735	1:29.312	161	33.597	1:29.890
68	11.551	1:42.575	68	15.534	1:30.462	179	21.794	1:30.305	179	27.472	1:31.267	68	31.935	1:31.100	179	33.784	1:29.505
161	11.993	1:43.017	161	16.502	1:30.988	25	23.105	1:31.028	25	28.801	1:31.285	25	32.518	1:29.766	68	34.247	1:28.768
25	12.473	1:43.497	179	17.228	1:30.947	134	23.206	1:33.768	134	29.904	1:32.287	134	35.863	1:32.008	25	36.033	1:29.971
179	12.760	1:43.784	25	17.816	1:31.822	117	25.225	1:32.138	117	30.365	1:30.729	117	37.464	1:33.148	134	42.243	1:32.836
117	13.022	1:44.046	117	18.826	1:32.283	195	25.437	1:31.699	195	31.205	1:31.357	195	37.679	1:32.523	117	42.750	1:31.742
195	13.063	1:44.087	195	19.477	1:32.893	148	26.990	1:32.408	148	32.454	1:31.053	148	38.210	1:31.805	195	43.051	1:31.828
111	13.374	1:44.398	148	20.321	1:33.426	111	1 LAP	3:29.026	54	1:23.498	1:43.371				148	44.575	1:32.821
148	13.374	1:44.398	54	48.248	1:44.647	54	1:05.716	1:43.207									
54	30.080	2:01.104															

Session Start: 14:15:00 - Finish: 15:15:46

Weather/Track Conditions: Cloud / Dry

Circuit: Donington Park National

Track Length: 3.185 Km - 1.9791 miles

# Donington Historic Festival - 30 Apr - 2 May 2016

## U2TC for pre-66 under 2-litre Touring Cars

### Race 7 - Lap Chart

Lap 7			Lap 8			Lap 9			Lap 10			Lap 11			Lap 12		
NO	Behind	Laptime	NO	Behind	Laptime	NO	Behind	Laptime	NO	Behind	Laptime	NO	Behind	Laptime	NO	Behind	Laptime
89		1:25.662	89		1:25.653	89		1:26.090	89		1:26.727	89		1:26.152	89		1:25.801
70	0.902	1:26.441	113	2.385	1:26.775	70	4.061	1:27.160	70	4.566	1:27.232	70	5.757	1:27.343	111	9 LAPS	12:08.581
113	1.263	1:26.283	70	2.991	1:27.742	113	4.856	1:28.561	52	11.697	1:26.615	52	11.151	1:25.606	70	6.697	1:26.741
16	8.087	1:25.741	16	9.319	1:26.885	16	10.376	1:27.147	16	12.168	1:28.519	41	12.733	1:25.943	52	11.375	1:26.025
52	12.028	1:25.541	52	12.203	1:25.828	52	11.809	1:25.696	41	12.942	1:27.296	16	13.577	1:27.561	41	13.406	1:26.474
41	12.272	1:27.090	41	12.737	1:26.118	41	12.373	1:25.726	77	22.048	1:30.010	77	23.860	1:27.964	54	2 LAPS	1:41.936
69	14.581	1:27.964	69	15.544	1:26.616	69	16.284	1:26.830	98	31.777	1:28.956	98	33.215	1:27.590	16	15.241	1:27.465
77	14.924	1:26.437	77	16.418	1:27.147	77	18.765	1:28.437	42	33.314	1:29.296	100	6 LAPS	1:26.334	77	26.054	1:27.995
98	25.010	1:29.040	98	27.123	1:27.766	98	29.548	1:28.515	100	6 LAPS	1:26.345	42	36.791	1:29.629	98	35.018	1:27.604
42	25.516	1:30.766	42	27.911	1:28.048	42	30.745	1:28.924	53	35.913	1:29.328	53	38.449	1:28.688	100	6 LAPS	1:26.581
15	26.130	1:30.454	53	28.495	1:27.703	53	33.312	1:30.907	69	40.597	1:51.040	69	41.371	1:26.926	42	40.557	1:29.567
53	26.445	1:28.531	15	30.970	1:30.493	100	6 LAPS	10:24.313	15	41.685	1:31.250	15	44.620	1:29.087	53	40.980	1:28.332
54	1 LAP	1:44.153	179	40.917	1:29.402	15	37.162	1:32.282	179	46.520	1:28.352	179	47.883	1:27.515	69	42.498	1:26.928
84	36.060	1:30.188	66	41.842	1:30.900	179	44.895	1:30.068	161	49.222	1:29.712	161	52.493	1:29.423	134	4 LAPS	7:02.066
66	36.595	1:30.540	161	42.536	1:30.480	161	46.237	1:29.791	66	49.929	1:30.146	68	53.895	1:29.554	15	48.128	1:29.309
179	37.168	1:29.046	68	43.857	1:31.165	66	46.510	1:30.758	68	50.493	1:30.265	25	54.917	1:29.496	179	49.757	1:27.675
161	37.709	1:29.774	84	44.295	1:33.888	68	46.955	1:29.188	25	51.573	1:29.958	66	55.526	1:31.749	161	55.686	1:28.994
68	38.345	1:29.760	25	44.512	1:30.308	25	48.342	1:29.920	195	1:06.750	1:31.308	195	1:12.484	1:31.886	68	56.586	1:28.492
25	39.857	1:29.486	54	1 LAP	1:44.275	195	1:02.169	1:32.150	148	1:08.650	1:31.554	148	1:13.996	1:31.498	25	57.672	1:28.556
195	49.761	1:32.372	195	56.109	1:32.001	84	1:02.549	1:44.344	117	1:09.475	1:31.578	117	1:14.904	1:31.581	66	58.093	1:28.368
117	51.833	1:34.745	148	57.603	1:31.381	148	1:03.823	1:32.310	54	1 LAP	1:41.343				195	1:17.928	1:31.245
148	51.875	1:32.962	117	58.525	1:32.345	117	1:04.624	1:32.189							148	1:19.137	1:30.942
134	53.075	1:36.494				54	1 LAP	1:43.896							117	1:19.650	1:30.547

**Session Start: 14:15:00 - Finish: 15:15:46**

**Weather/Track Conditions: Cloud / Dry**

**Circuit: Donington Park National**

**Track Length: 3.185 Km - 1.9791 miles**



# Donington Historic Festival - 30 Apr - 2 May 2016

## U2TC for pre-66 under 2-litre Touring Cars

### Race 7 - Lap Chart

Lap 13			Lap 14			Lap 15			Lap 16			Lap 17			Lap 18		
NO	Behind	Laptime	NO	Behind	Laptime	NO	Behind	Laptime	NO	Behind	Laptime	NO	Behind	Laptime	NO	Behind	Laptime
89		1:25.945	89		1:25.684	89		1:25.411	89		1:25.974	89		1:25.460	89		1:26.343
111	9 LAPS	1:27.772	117	1 LAP	1:32.032	195	1 LAP	1:31.067	84	6 LAPS	9:02.367	70	10.175	1:26.829	111	10 LAPS	1:27.555
70	6.932	1:26.180	70	7.288	1:26.040	148	1 LAP	1:30.400	195	1 LAP	1:29.985	111	10 LAPS	2:53.180	70	12.192	1:28.360
52	11.296	1:25.866	111	9 LAPS	1:27.464	117	1 LAP	1:30.357	148	1 LAP	1:30.641	195	1 LAP	1:31.310	195	1 LAP	1:30.490
41	13.496	1:26.035	52	10.845	1:25.233	70	8.213	1:26.336	70	8.806	1:26.567	148	1 LAP	1:31.873	16	17.891	1:26.998
16	15.467	1:26.171	41	13.597	1:25.785	111	9 LAPS	1:25.944	117	1 LAP	1:31.813	117	1 LAP	1:30.542	117	1 LAP	1:33.847
77	28.247	1:28.138	16	15.297	1:25.514	41	13.123	1:24.937	<b>41</b>	15.164	1:28.015	16	17.236	1:26.099	<b>148</b>	1 LAP	1:36.626
54	2 LAPS	1:39.394	77	30.720	1:28.157	<b>52</b>	15.353	1:29.919	16	16.597	1:25.743	<b>84</b>	6 LAPS	1:40.748	100	6 LAPS	1:26.658
100	6 LAPS	1:26.703	100	6 LAPS	1:26.937	16	16.828	1:26.942	77	33.177	1:26.530	<b>77</b>	39.191	1:31.474	69	49.360	1:26.536
98	37.969	1:28.896	98	38.958	1:26.673	77	32.621	1:27.312	100	6 LAPS	1:26.221	100	6 LAPS	1:27.317	98	53.274	1:28.789
69	44.374	1:27.821	54	2 LAPS	1:39.672	100	6 LAPS	1:26.210	69	47.175	1:27.332	69	49.167	1:27.452	134	8 LAPS	1:30.075
42	44.993	1:30.381	69	45.012	1:26.322	98	39.890	1:26.343	98	47.724	1:33.808	98	50.828	1:28.564	52	54.958	1:25.977
53	45.370	1:30.335	53	48.005	1:28.319	69	45.817	1:26.216	52	52.147	2:02.768	134	8 LAPS	7:14.871	42	1:02.271	1:29.874
179	50.959	1:27.147	42	49.463	1:30.154	53	51.111	1:28.517	53	53.725	1:28.588	52	55.324	1:28.637	41	1:02.787	1:31.257
15	51.543	1:29.360	179	52.390	1:27.115	42	52.240	1:28.188	42	54.239	1:27.973	41	57.873	2:08.169	68	1:13.117	1:28.990
161	58.401	1:28.660	15	53.803	1:27.944	179	54.347	1:27.368	179	55.389	1:27.016	42	58.740	1:29.961	25	1:14.672	1:29.397
68	59.128	1:28.487	161	1:00.970	1:28.253	15	57.995	1:29.603	15	1:00.836	1:28.815	54	3 LAPS	2:50.684	<b>161</b>	1:14.835	1:31.902
25	1:00.003	1:28.276	68	1:02.118	1:28.674	<b>54</b>	2 LAPS	1:45.006	161	1:06.504	1:28.561	<b>53</b>	1:04.746	1:36.481	54	3 LAPS	1:42.626
66	1:01.254	1:29.106	25	1:02.874	1:28.555	161	1:03.917	1:28.358	68	1:07.637	1:28.558	<b>179</b>	1:05.762	1:35.833	66	1 LAP	1:28.897
195	1:22.860	1:30.877	<b>66</b>	1:07.828	1:32.258	68	1:05.053	1:28.346	25	1:08.230	1:28.579	161	1:09.276	1:28.232			
148	1:24.699	1:31.507				25	1:05.625	1:28.162	66	1 LAP	3:03.892	<b>15</b>	1:09.284	1:33.908			
												68	1:10.470	1:28.293			
												25	1:11.618	1:28.848			
												66	1 LAP	1:28.624			

Session Start: 14:15:00 - Finish: 15:15:46

Weather/Track Conditions: Cloud / Dry

Circuit: Donington Park National

Track Length: 3.185 Km - 1.9791 miles

# Donington Historic Festival - 30 Apr - 2 May 2016

## U2TC for pre-66 under 2-litre Touring Cars

### Race 7 - Lap Chart

Lap 19			Lap 20			Lap 21			Lap 22			Lap 23			Lap 24		
NO	Behind	Laptime	NO	Behind	Laptime	NO	Behind	Laptime	NO	Behind	Laptime	NO	Behind	Laptime	NO	Behind	Laptime
89		1:26.355	89		1:25.878	89		1:26.101	89		1:25.785	<b>89</b>		1:28.305	70		1:25.939
77	1 LAP	2:23.246	66	2 LAPS	1:29.249	66	2 LAPS	1:29.535	66	2 LAPS	1:28.207	66	2 LAPS	1:29.769	77	1 LAP	1:26.994
111	10 LAPS	1:27.167	54	4 LAPS	1:40.057	117	2 LAPS	2:30.615	77	1 LAP	1:26.909	77	1 LAP	1:27.576	98	1 LAP	1:26.679
70	12.767	1:26.930	77	1 LAP	1:27.898	77	1 LAP	1:27.766	70	15.518	1:26.338	70	14.043	1:26.830	<b>111</b>	10 LAPS	1:31.981
16	18.610	1:27.074	70	14.616	1:27.727	70	14.965	1:26.450	111	10 LAPS	1:26.444	111	10 LAPS	1:26.677	69	1 LAP	1:27.145
195	1 LAP	1:31.816	111	10 LAPS	1:28.651	111	10 LAPS	1:26.256	117	2 LAPS	1:31.547	98	1 LAP	2:12.099	117	2 LAPS	1:29.939
<b>117</b>	1 LAP	1:37.288	16	19.789	1:27.057	16	20.224	1:26.536	16	20.700	1:26.261	117	2 LAPS	1:30.834	89	22.284	2:02.266
179	1 LAP	2:22.822	148	2 LAPS	2:49.462	54	4 LAPS	1:41.931	69	1 LAP	1:28.168	<b>16</b>	22.026	1:29.631	179	1 LAP	1:26.201
100	6 LAPS	1:26.549	195	1 LAP	1:31.843	69	1 LAP	2:18.269	54	4 LAPS	1:38.037	69	1 LAP	1:27.342	161	1 LAP	1:26.095
15	1 LAP	2:33.838	179	1 LAP	1:27.749	148	2 LAPS	1:37.106	195	1 LAP	1:31.197	179	1 LAP	1:26.634	<b>100</b>	6 LAPS	1:28.338
98	54.083	1:27.164	100	6 LAPS	1:26.320	195	1 LAP	1:31.807	179	1 LAP	1:28.235	100	6 LAPS	1:27.010	52	38.234	1:26.495
52	54.896	1:26.293	161	1 LAP	2:20.415	179	1 LAP	1:26.749	100	6 LAPS	1:26.851	161	1 LAP	1:26.565	54	4 LAPS	1:35.641
<b>69</b>	54.972	1:31.967	52	55.440	1:26.422	100	6 LAPS	1:25.708	148	2 LAPS	1:34.991	54	4 LAPS	1:38.156	148	2 LAPS	1:34.323
134	8 LAPS	1:29.349	15	1 LAP	1:32.165	161	1 LAP	1:26.699	161	1 LAP	1:26.147	148	2 LAPS	1:33.750	68	1 LAP	2:25.211
53	1 LAP	2:46.702	98	56.863	1:28.658	52	55.296	1:25.957	52	54.566	1:25.055	<b>195</b>	1 LAP	1:37.460	134	8 LAPS	1:27.766
42	1:05.097	1:29.181	134	8 LAPS	1:28.687	<b>98</b>	1:00.324	1:29.562	134	8 LAPS	1:28.573	52	51.721	1:25.460	16	55.897	2:13.853
41	1:08.044	1:31.612	53	1 LAP	1:30.701	15	1 LAP	1:31.475	15	1 LAP	1:30.684	134	8 LAPS	1:27.869	15	1 LAP	1:30.943
68	1:15.228	1:28.466	42	1:07.972	1:28.753	134	8 LAPS	1:28.715	53	1 LAP	1:30.304	15	1 LAP	1:29.970	41	59.863	1:26.692
25	1:17.719	1:29.402	41	1:11.090	1:28.924	53	1 LAP	1:29.678	41	1:13.871	1:27.437	41	1:13.153	1:27.587	53	1 LAP	1:29.144
			68	1:18.373	1:29.023	42	1:10.953	1:29.082	42	1:14.354	1:29.186	42	1:13.736	1:27.687	<b>42</b>	1:05.658	1:31.904
			25	1:21.094	1:29.253	41	1:12.219	1:27.230	<b>68</b>	1:26.450	1:31.727	53	1 LAP	1:31.177	66	1 LAP	1:28.960
						68	1:20.508	1:28.236	25	1:28.271	1:29.502	<b>25</b>	1:31.936	1:31.970	77	1:28.321	1:27.490
						25	1:24.554	1:29.561				66	1 LAP	1:28.608			

**Session Start: 14:15:00 - Finish: 15:15:46**

**Weather/Track Conditions: Cloud / Dry**

**Circuit: Donington Park National**

**Track Length: 3.185 Km - 1.9791 miles**

# Donington Historic Festival - 30 Apr - 2 May 2016

## U2TC for pre-66 under 2-litre Touring Cars

### Race 7 - Lap Chart

Lap 25			Lap 26			Lap 27			Lap 28			Lap 29			Lap 30		
NO	Behind	Laptime	NO	Behind	Laptime	NO	Behind	Laptime	NO	Behind	Laptime	NO	Behind	Laptime	NO	Behind	Laptime
70		1:29.437	89		1:25.882	89		1:25.733	89		1:25.676	89		1:25.498	89		1:25.809
98	1 LAP	1:27.474	179	1 LAP	1:25.941	179	1 LAP	1:26.263	179	1 LAP	1:26.612	161	1 LAP	1:26.136	54	5 LAPS	1:42.012
69	1 LAP	1:27.405	161	1 LAP	1:25.678	161	1 LAP	1:25.590	161	1 LAP	1:25.288	179	1 LAP	1:27.072	161	1 LAP	1:25.623
117	2 LAPS	1:30.490	52	15.062	1:25.508	117	2 LAPS	1:32.205	117	2 LAPS	1:30.832	52	14.377	1:25.597	179	1 LAP	1:25.801
89	19.202	1:26.355	195	2 LAPS	1:31.901	52	14.008	1:24.679	52	14.278	1:25.946	117	2 LAPS	1:30.585	52	13.309	1:24.741
179	1 LAP	1:26.444	42	1 LAP	2:33.906	42	1 LAP	1:28.783	42	1 LAP	1:29.658	42	1 LAP	1:29.546	117	2 LAPS	1:31.152
161	1 LAP	1:26.032	68	1 LAP	1:28.391	195	2 LAPS	1:33.016	68	1 LAP	1:29.502	16	36.143	1:26.159	16	37.144	1:26.810
52	34.638	1:25.841	16	34.212	1:26.749	68	1 LAP	1:28.588	16	35.482	1:26.943	70	37.547	1:26.224	70	38.385	1:26.647
195	2 LAPS	2:55.613	70	35.050	2:20.134	16	34.215	1:25.736	195	2 LAPS	1:33.211	68	1 LAP	1:29.617	68	1 LAP	1:28.963
68	1 LAP	1:30.709	148	2 LAPS	1:33.808	70	36.028	1:26.711	70	36.821	1:26.469	195	2 LAPS	1:31.649	134	8 LAPS	1:27.750
148	2 LAPS	1:34.056	134	8 LAPS	1:29.267	134	8 LAPS	1:27.708	134	8 LAPS	1:27.747	134	8 LAPS	1:27.827	42	1 LAP	1:34.516
54	4 LAPS	1:41.449	41	40.592	1:27.396	148	2 LAPS	1:32.920	41	44.842	1:27.214	41	46.481	1:27.137	41	48.047	1:27.375
134	8 LAPS	1:28.007	25	1 LAP	1:35.271	41	43.304	1:28.445	148	2 LAPS	1:33.271	100	6 LAPS	1:26.195	195	2 LAPS	1:31.354
16	52.547	1:26.087	15	1 LAP	1:30.901	53	1 LAP	1:30.201	100	6 LAPS	1:27.555	53	1 LAP	1:29.027	100	6 LAPS	1:29.006
25	1 LAP	2:32.958	53	1 LAP	1:29.268	15	1 LAP	1:31.278	53	1 LAP	1:30.278	15	1 LAP	1:30.507	53	1 LAP	1:29.112
41	58.280	1:27.854	54	4 LAPS	1:42.299	100	6 LAPS	1:25.883	15	1 LAP	1:31.319	111	10 LAPS	1:28.800	15	1 LAP	1:30.660
15	1 LAP	1:31.234	100	6 LAPS	1:27.605	25	1 LAP	1:35.334	25	1 LAP	1:32.670	25	1 LAP	1:34.497	111	10 LAPS	1:28.253
53	1 LAP	1:29.364	111	10 LAPS	1:30.465	54	4 LAPS	1:37.427	111	10 LAPS	1:28.962	77	1:13.482	1:27.296	77	1:14.886	1:27.213
100	6 LAPS	2:11.126	77	1:08.971	1:27.468	111	10 LAPS	1:29.998	54	4 LAPS	1:35.965	98	1:14.438	1:26.444	98	1:15.622	1:26.993
111	10 LAPS	2:34.845	66	1 LAP	1:28.015	77	1:10.333	1:27.095	77	1:11.684	1:27.027	66	1 LAP	1:31.095	25	1 LAP	1:35.547
77	1:26.587	1:27.703	98	1:12.079	1:26.881	66	1 LAP	1:28.122	98	1:13.492	1:26.261	69	1:21.724	1:27.154	69	1:23.019	1:27.104
66	1 LAP	1:28.816	69	1:17.119	1:27.150	98	1:12.907	1:26.561	66	1 LAP	1:27.877				66	1 LAP	1:29.919
98	1:30.282	1:27.215				69	1:18.571	1:27.185	69	1:20.068	1:27.173						
69	1:35.053	1:27.240															
117	1 LAP	1:31.808															

Session Start: 14:15:00 - Finish: 15:15:46

Weather/Track Conditions: Cloud / Dry

Circuit: Donington Park National

Track Length: 3.185 Km - 1.9791 miles

# Donington Historic Festival - 30 Apr - 2 May 2016

## U2TC for pre-66 under 2-litre Touring Cars

### Race 7 - Lap Chart

Lap 31			Lap 32			Lap 33			Lap 34			Lap 35			Lap 36		
NO	Behind	Laptime	NO	Behind	Laptime	NO	Behind	Laptime	NO	Behind	Laptime	NO	Behind	Laptime	NO	Behind	Laptime
89		1:25.774	89		1:25.601	89		1:25.404	89		1:25.113	89		1:26.122	89		1:25.048
161	1 LAP	1:25.877	66	2 LAPS	1:28.746	69	1 LAP	1:27.546	69	1 LAP	1:26.440	15	2 LAPS	1:30.255	77	1 LAP	1:26.844
179	1 LAP	1:26.725	25	2 LAPS	1:35.029	66	2 LAPS	1:28.940	161	1 LAP	1:25.904	<b>98</b>	1 LAP	1:29.182	69	1 LAP	1:26.952
54	5 LAPS	1:36.286	161	1 LAP	1:25.446	161	1 LAP	1:26.003	66	2 LAPS	1:29.212	111	11 LAPS	1:29.892	15	2 LAPS	1:29.341
52	12.014	1:24.479	179	1 LAP	1:25.926	179	1 LAP	1:25.900	52	10.050	1:25.420	69	1 LAP	1:26.408	161	1 LAP	1:25.430
117	2 LAPS	1:31.883	52	11.378	1:24.965	52	9.743	1:23.769	179	1 LAP	1:27.614	161	1 LAP	1:25.229	111	11 LAPS	1:29.792
16	37.282	1:25.912	54	5 LAPS	1:36.032	25	2 LAPS	1:32.869	25	2 LAPS	1:32.927	52	8.235	1:24.307	52	7.612	1:24.425
70	38.645	1:26.034	117	2 LAPS	1:32.369	54	5 LAPS	1:39.553	16	38.746	1:26.411	66	2 LAPS	1:27.395	66	2 LAPS	1:30.111
68	1 LAP	1:28.473	16	37.234	1:25.553	16	37.448	1:25.618	70	41.074	1:26.283	179	1 LAP	1:26.675	179	1 LAP	1:30.506
134	8 LAPS	1:26.984	70	39.532	1:26.488	117	2 LAPS	1:31.033	117	2 LAPS	1:32.130	25	2 LAPS	1:31.717	25	2 LAPS	1:32.795
42	1 LAP	1:28.248	134	8 LAPS	1:27.403	70	39.904	1:25.776	134	8 LAPS	1:26.946	16	38.068	1:25.444	16	38.916	1:25.896
41	48.846	1:26.573	68	1 LAP	1:29.203	134	8 LAPS	1:27.001	54	5 LAPS	1:40.441	70	40.673	1:25.721	70	41.451	1:25.826
195	2 LAPS	1:31.734	42	1 LAP	1:28.142	68	1 LAP	1:28.731	41	52.773	1:26.064	117	2 LAPS	1:30.378	134	8 LAPS	1:26.908
100	6 LAPS	1:29.193	41	50.185	1:26.940	41	51.822	1:27.041	68	1 LAP	1:29.080	134	8 LAPS	1:26.566	41	54.277	1:26.255
53	1 LAP	1:30.333	195	2 LAPS	1:30.966	42	1 LAP	1:29.066	42	1 LAP	1:28.515	41	53.070	1:26.419	117	2 LAPS	1:30.792
15	1 LAP	1:29.737	100	6 LAPS	1:30.147	195	2 LAPS	1:30.643	195	2 LAPS	1:30.630	68	1 LAP	1:28.002	68	1 LAP	1:28.990
111	10 LAPS	1:28.707	53	1 LAP	1:29.460	100	6 LAPS	1:30.547	100	6 LAPS	1:29.919	42	1 LAP	1:27.692	42	1 LAP	1:28.061
77	1:17.060	1:27.948	15	1 LAP	1:29.432	53	1 LAP	1:29.152	53	1 LAP	1:28.360	54	5 LAPS	1:37.919	54	5 LAPS	1:35.772
98	1:17.261	1:27.413	111	10 LAPS	1:28.824	15	1 LAP	1:31.312	77	1:26.042	1:28.090	195	2 LAPS	1:30.995	195	2 LAPS	1:30.613
69	1:24.953	1:27.708	77	1:18.234	1:26.775	77	1:23.065	1:30.235				53	1 LAP	1:28.245			
			98	1:18.461	1:26.801	98	1:23.101	1:30.044				100	6 LAPS	1:30.967			
						111	10 LAPS	1:32.314									

**Session Start: 14:15:00 - Finish: 15:15:46**

**Weather/Track Conditions: Cloud / Dry**

**Circuit: Donington Park National**

**Track Length: 3.185 Km - 1.9791 miles**

# Donington Historic Festival - 30 Apr - 2 May 2016

## U2TC for pre-66 under 2-litre Touring Cars

### Race 7 - Lap Chart

Lap 37			Lap 38			Lap 39			Lap 40			Lap 41			Lap 42		
NO	Behind	Laptime	NO	Behind	Laptime	NO	Behind	Laptime	NO	Behind	Laptime	NO	Behind	Laptime	NO	Behind	Laptime
89		1:24.582	89		1:24.978	89		1:24.980	89		1:25.246	89		1:25.520	89		1:26.516
100	7 LAPS	1:28.766	54	6 LAPS	1:36.093	100	7 LAPS	1:26.744	100	7 LAPS	1:26.504	100	7 LAPS	1:26.511	100	7 LAPS	1:26.638
53	2 LAPS	1:29.627	195	3 LAPS	1:30.234	77	1 LAP	1:27.227	161	1 LAP	1:27.168	161	1 LAP	1:25.650	52	10.094	1:25.086
77	1 LAP	1:26.750	100	7 LAPS	1:26.793	53	2 LAPS	1:29.478	52	12.750	1:28.000	52	11.524	1:24.294	161	1 LAP	1:25.884
69	1 LAP	1:26.316	53	2 LAPS	1:28.122	195	3 LAPS	1:32.742	77	1 LAP	1:29.534	77	1 LAP	1:26.542	77	1 LAP	1:27.727
161	1 LAP	1:25.836	77	1 LAP	1:27.724	161	1 LAP	1:25.561	69	1 LAP	1:28.240	69	1 LAP	1:26.401	69	1 LAP	1:27.512
52	8.440	1:25.410	161	1 LAP	1:26.034	52	9.996	1:25.618	53	2 LAPS	1:31.071	53	2 LAPS	1:28.979	53	2 LAPS	1:28.642
15	2 LAPS	1:29.245	52	9.358	1:25.896	69	1 LAP	1:26.545	195	3 LAPS	1:32.361	195	3 LAPS	1:30.129	179	1 LAP	1:26.495
111	11 LAPS	1:28.921	69	1 LAP	1:28.001	54	6 LAPS	1:40.956	15	2 LAPS	1:29.537	15	2 LAPS	1:28.332	195	3 LAPS	1:30.921
179	1 LAP	1:27.531	15	2 LAPS	1:28.732	15	2 LAPS	1:29.045	111	11 LAPS	1:28.971	179	1 LAP	1:27.329	15	2 LAPS	1:28.526
66	2 LAPS	1:30.634	111	11 LAPS	1:28.615	111	11 LAPS	1:28.958	179	1 LAP	1:25.973	111	11 LAPS	1:28.797	111	11 LAPS	1:28.153
16	40.272	1:25.938	179	1 LAP	1:26.674	179	1 LAP	1:26.232	54	6 LAPS	1:37.589	66	2 LAPS	1:28.036	66	2 LAPS	1:29.931
25	2 LAPS	1:32.657	66	2 LAPS	1:29.604	66	2 LAPS	1:28.550	66	2 LAPS	1:28.025	54	6 LAPS	1:36.193	16	44.462	1:26.187
70	42.582	1:25.713	16	41.271	1:25.977	16	42.492	1:26.201	16	43.982	1:26.736	16	44.791	1:26.329	70	44.980	1:25.463
134	8 LAPS	1:26.738	70	43.717	1:26.113	70	44.833	1:26.096	70	45.828	1:26.241	70	46.033	1:25.725	54	6 LAPS	1:40.953
41	55.924	1:26.229	25	2 LAPS	1:33.471	25	2 LAPS	1:32.286	134	8 LAPS	1:26.559	41	1:01.073	1:26.254	41	1:00.527	1:25.970
117	2 LAPS	1:28.986	134	8 LAPS	1:26.021	134	8 LAPS	1:26.385	41	1:00.339	1:26.108	134	8 LAPS	1:27.913	134	8 LAPS	1:26.076
42	1 LAP	1:30.773	41	57.530	1:26.584	41	59.477	1:26.927	25	2 LAPS	1:33.130	25	2 LAPS	1:32.355	25	2 LAPS	1:32.245
68	1 LAP	1:31.794	117	2 LAPS	1:30.514	117	2 LAPS	1:30.544	117	2 LAPS	1:29.918	117	2 LAPS	1:30.211	42	1 LAP	1:28.389
			42	1 LAP	1:29.978	42	1 LAP	1:28.199	42	1 LAP	1:28.520	42	1 LAP	1:28.403	68	1 LAP	1:28.490
			68	1 LAP	1:29.826	68	1 LAP	1:27.654	68	1 LAP	1:29.202	68	1 LAP	1:28.163	117	2 LAPS	1:32.744

Session Start: 14:15:00 - Finish: 15:15:46

Weather/Track Conditions: Cloud / Dry

Circuit: Donington Park National

Track Length: 3.185 Km - 1.9791 miles

## Donington Historic Festival - 30 Apr - 2 May 2016

### HSCC Super Touring Car Trophy - Group A & Super Touring era Qualifying for Race 10 - Classification

Sheet No:

POS	NO	DRIVER/S	CLASS	CLASS POS	CAR MAKE / MODEL	TIME	ON	LAPS	GAP	DIFF	MPH
1	18	Colin Noble Jnr	GA1	1	Vauxhall Vectra	1:13.033	10	14			97.55
2	1	Stewart Whyte	ST1	1	Honda Accord	1:13.039	10	13	0.006	0.006	97.55
3	17	Turkington-Smith	GA2	1	BMW E30	1:13.335	11	13	0.302	0.296	97.15
4	12	Patrick Watts	ST1	2	Peugeot 406	1:13.985	6	13	0.952	0.650	96.30
5	79	Mark Jones	ST1	3	Renault Laguna	1:15.293	11	13	2.260	1.308	94.63
6	9	Jason Minshaw	ST1	4	Volvo S40	1:16.012	6	11	2.979	0.719	93.73
7	77	Dave Jarman	ST1	5	Nissan Primera	1:17.134	7	8	4.101	1.122	92.37
8	33	Alan Strachan	ST2	1	Ford Mondeo	1:19.655	7	7	6.622	2.521	89.44
9	36	Keith Butcher	ST2	2	Audi A4	1:20.183	3	3	7.150	0.528	88.85
10	27	Ric Wood	ST2	3	Mazda 323	1:20.223	11	12	7.190	0.040	88.81
11	14	James Hanson	ST1	6	Vauxhall Vectra	1:20.253	3	4	7.220	0.030	88.78
12	8	Darren Fielding	ST2	4	BMW 318	1:20.662	5	12	7.629	0.409	88.33
13	67	Tony Absolom	ST2	5	Vauxhall Cavalier	1:20.708	9	10	7.675	0.046	88.28
14	84	Tom Houlbrook	GA2	2	BMW E30	1:22.997	11	12	9.964	2.289	85.84
15	60	Mark Wright	GA1	2	Ford Sierra	1:23.114	4	8	10.081	0.117	85.72

Cars 8, 27, & 36 require working transponders - Regulation Q.12.2.1 refers.  
A 30 second penalty will be applied if not working in the race.  
Car 60 - transponder intermittent, please check position.

*Session Start: 09:10:05 - Finish: 09:30:05*  
*Weather/Track Conditions: Bright / Dry*  
*Circuit: Donington Park National*  
*Track Length: 3.185 Km - 1.9791 miles*

These results are provisional until the conclusion of any judicial and technical matters.

Clerk of the Course:  <div style="text-align: right;">Julian Floyd</div>	Timekeeper:  <div style="text-align: right;">Nick Palmer</div>	Posted at:
--------------------------------------------------------------------------------	----------------------------------------------------------------------	------------

# Donington Historic Festival - 30 Apr - 2 May 2016

## HSCC Super Touring Car Trophy - Group A & Super Touring era

### Qualifying for Race 10 - Sector Analysis

1 Stewart Whyte (ST1)									Honda Accord								
lap	Sect-1	Speed	Sect-2	Speed	Sect-3	Speed	TopSpeed	laptime pit	lap	Sect-1	Speed	Sect-2	Speed	Sect-3	Speed	Topspeed	laptime pit
1	25.533	90.2	46.602	96.1	15.304	107.9		1:27.439	8	20.990	124.5	39.260	127.0	13.334	111.5		1:13.584
2	24.300	107.8	43.980	90.5	15.105	111.1		1:23.385	9	21.773	105.9	41.645	125.9	13.673	<u>113.0</u>		1:17.091
3	23.711	95.0	42.533	127.3	13.665	112.2		1:19.909	10	<u>20.972</u>	117.4	<u>39.020</u>	<u>127.8</u>	<u>13.047</u>	112.0		<u>1:13.039</u>
4	21.293	116.0	39.754	126.1	13.344	<u>113.0</u>		1:14.391	11	21.648	108.8	41.056	127.0	13.409	112.0		1:16.113
5	21.013	<u>126.4</u>	41.662	124.7	13.728	110.0		1:16.403	12	22.043	101.5	44.169	104.2				1:28.832
6	21.261	118.7	39.414	127.3	13.205	<u>113.0</u>		1:13.880	13		109.7	40.447	126.1	13.311	110.0		3:02.467 P
7	21.194	122.3	39.256	126.8	13.177	111.5		1:13.627	14								

8 Darren Fielding (ST2)									BMW 318								
lap	Sect-1	Speed	Sect-2	Speed	Sect-3	Speed	TopSpeed	laptime pit	lap	Sect-1	Speed	Sect-2	Speed	Sect-3	Speed	Topspeed	laptime pit
1								1:29.990	7								1:21.126
2								1:24.041	8								1:26.710
3								1:22.333	9			In		In			2:22.977 P
4								1:21.332	10								1:21.715
5								<u>1:20.662</u>	11								1:20.732
6								1:27.903	12								2:29.272

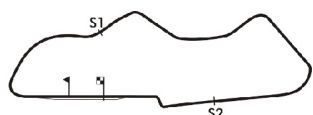
9 Jason Minshaw (ST1)									Volvo S40								
lap	Sect-1	Speed	Sect-2	Speed	Sect-3	Speed	TopSpeed	laptime pit	lap	Sect-1	Speed	Sect-2	Speed	Sect-3	Speed	Topspeed	laptime pit
1	26.459	78.3	46.494	120.5	14.574	108.8		1:27.527	7	21.576	114.9	40.814	<u>123.3</u>	14.258	108.8		1:16.648
2	23.064	103.5	43.537	122.4	14.407	108.8		1:21.008	8	22.327	105.9	41.291	122.2	13.755	109.3		1:17.373
3	22.993	96.9	42.493	122.9	14.244	108.3		1:19.730	9	21.936	108.3	41.487	121.1	13.888	108.6		1:17.311
4	21.963	109.9	41.304	121.8	14.224	109.3		1:17.491	10	22.085	<u>117.2</u>	41.811	116.5	14.311	106.9		1:18.207
5	21.675	113.0	41.031	<u>123.3</u>	13.761	<u>110.4</u>		1:16.467	11	28.570	84.4	49.379	75.7				1:42.970
6	21.751	114.1	<u>40.593</u>	122.9	<u>13.668</u>	109.8		<u>1:16.012</u>	12								

12 Patrick Watts (ST1)									Peugeot 406								
lap	Sect-1	Speed	Sect-2	Speed	Sect-3	Speed	TopSpeed	laptime pit	lap	Sect-1	Speed	Sect-2	Speed	Sect-3	Speed	Topspeed	laptime pit
1	25.820	99.9	46.150	100.8	15.535	90.1		1:27.505	8	21.449	120.4	47.628	86.0	14.989	109.8		1:24.066
2	25.179	105.3	43.883	103.6	14.633	109.3		1:23.695	9	22.816	104.0	49.343	74.0	15.523	108.4		1:27.682
3	24.462	103.3	44.001	99.5	14.496	109.5		1:22.959	10	21.726	120.8	39.854	122.6	13.334	109.0		1:14.914
4	21.804	115.8	40.237	123.5	13.423	109.7		1:15.464	11	21.513	<u>122.5</u>	39.429	124.0	13.316	109.3		1:14.258
5	21.541	119.3	39.847	123.3	13.303	110.2		1:14.691	12	23.354	104.5	43.689	112.0	14.767	110.0		1:21.810
6	21.569	121.4	<u>39.257</u>	<u>124.5</u>	<u>13.159</u>	<u>110.6</u>		<u>1:13.985</u>	13	21.543	121.2	44.065	97.2				1:25.544
7	<u>21.248</u>	<u>122.5</u>	39.509	123.8	13.419	109.0		1:14.176	14								

14 James Hanson (ST1)									Vauxhall Vectra								
lap	Sect-1	Speed	Sect-2	Speed	Sect-3	Speed	TopSpeed	laptime pit	lap	Sect-1	Speed	Sect-2	Speed	Sect-3	Speed	Topspeed	laptime pit
1	24.725	98.0	45.850	120.0	15.119	107.2		1:25.694	3	22.832	106.8	43.473	<u>122.4</u>	<u>13.948</u>	<u>108.4</u>		<u>1:20.253</u>
2	23.327	105.3	43.743	122.0	14.482	107.2		1:21.552	4	<u>22.376</u>	<u>113.3</u>	52.238	73.8				1:37.662

17 Turkington-Smith (GA2)									BMW E30								
lap	Sect-1	Speed	Sect-2	Speed	Sect-3	Speed	TopSpeed	laptime pit	lap	Sect-1	Speed	Sect-2	Speed	Sect-3	Speed	Topspeed	laptime pit
1	25.532	100.3	44.370	119.0	15.316	107.6		1:25.218	8	21.178	117.7	39.925	128.0	13.180	<u>115.3</u>		1:14.283
2	23.496	110.6	42.801	123.3	14.593	109.8		1:20.890	9	21.120	118.3	39.252	120.0	13.325	114.5		1:13.697
3	23.578	108.8	43.625	115.7				1:27.567	10	21.276	109.9	41.278	126.3	13.770	113.9		1:16.324
4		88.4	45.799	118.5	14.577	106.5		3:00.619 P	11	<u>21.007</u>	119.5	<u>38.818</u>	<u>130.2</u>	13.510	101.7		<u>1:13.335</u>
5	22.607	104.6	42.236	127.0	13.968	112.0		1:18.811	12	21.537	117.9	39.962	128.5	13.191	114.9		1:14.690
6	21.960	112.2	40.409	129.0	13.607	111.5		1:15.976	13	21.045	<u>120.1</u>	39.636	129.7	<u>13.029</u>	114.9		1:13.710
7	21.468	115.7	39.556	129.2	13.547	113.7		1:14.571	14								

18 Colin Noble Jnr (GA1)									Vauxhall Vectra								
lap	Sect-1	Speed	Sect-2	Speed	Sect-3	Speed	TopSpeed	laptime pit	lap	Sect-1	Speed	Sect-2	Speed	Sect-3	Speed	Topspeed	laptime pit
1	Out	84.8	49.177	108.8	14.892	105.2		1:27.477	8	Out	110.4	39.346	127.0	13.127	<u>113.7</u>		3:01.953 P
2	23.261	99.1	42.175	127.3	15.799	108.6		1:21.235	9	21.123	121.2	40.306	128.0	13.284	111.8		1:14.713
3	21.909	105.6	41.358	127.0	13.460	110.9		1:16.727	10	21.097	121.9	<u>38.714</u>	127.3	13.222	111.5		<u>1:13.033</u>
4	21.344	120.4	39.574	<u>128.7</u>	13.611	111.1		1:14.529	11	21.126	124.5	39.455	127.8	13.572	112.8		1:14.153
5	21.245	118.7	39.044	127.5	13.644	110.2		1:13.933	12	<u>20.960</u>	<u>133.1</u>	40.076	126.1	<u>13.052</u>	112.4		1:14.088
6	21.278	123.9	38.947	127.8	13.148	113.4		1:13.373	13	21.101	124.8	49.168	109.1	13.866	113.4		1:24.135
7	21.015	125.0	39.354	128.3				1:16.258	14	21.234	125.5	39.857	127.8				1:18.369



**Session Start: 09:10:05 - Finish: 09:30:05**  
**Weather/Track Conditions: Bright / Dry**  
**Circuit: Donington Park National**  
**Track Length: 3.185 Km - 1.9791 miles**

# Donington Historic Festival - 30 Apr - 2 May 2016

## HSCC Super Touring Car Trophy - Group A & Super Touring era

### Qualifying for Race 10 - Sector Analysis

27 Ric Wood (ST2)									Mazda 323								
lap	Sect-1	Speed	Sect-2	Speed	Sect-3	Speed	TopSpeed	laptime pit	lap	Sect-1	Speed	Sect-2	Speed	Sect-3	Speed	Topspeed	laptime pit
1								1:31.983	7								1:21.923
2								1:25.016	8								1:21.229
3								1:22.538	9								1:22.032
4								1:23.549	10								1:20.910
5								1:31.095	11								1:20.223
6			In		In			3:32.454 P	12								1:32.930

33 Alan Strachan (ST2)									Ford Mondeo								
lap	Sect-1	Speed	Sect-2	Speed	Sect-3	Speed	TopSpeed	laptime pit	lap	Sect-1	Speed	Sect-2	Speed	Sect-3	Speed	Topspeed	laptime pit
1	Out	63.1	53.880	105.7	17.107	98.6		1:38.897	5	23.713	111.3	43.516	110.4	14.200	102.2		1:21.429
2	26.932	89.5	48.411	108.4	15.772	88.5		1:31.115	6	28.101	73.4	47.493	110.9	14.422	103.4		1:30.016
3	25.140	98.3	45.144	108.6	14.900	99.9		1:25.184	7	22.832	114.5	42.746	117.5	14.077	103.1		1:19.655
4	24.300	101.0	45.393	109.1	14.375	101.6		1:24.068	8								

36 Keith Butcher (ST2)									Audi A4								
lap	Sect-1	Speed	Sect-2	Speed	Sect-3	Speed	TopSpeed	laptime pit	lap	Sect-1	Speed	Sect-2	Speed	Sect-3	Speed	Topspeed	laptime pit
1								1:24.697	3								1:20.183
2								1:22.173	4								

60 Mark Wright (GA1)									Ford Sierra								
lap	Sect-1	Speed	Sect-2	Speed	Sect-3	Speed	TopSpeed	laptime pit	lap	Sect-1	Speed	Sect-2	Speed	Sect-3	Speed	Topspeed	laptime pit
1	26.361	87.5	45.780	116.7	15.297	99.5		1:27.438	5	23.778	110.8	43.053	114.9				1:27.794
2	23.770	101.8	44.381	114.9	15.204	101.3		1:23.355	6		99.1	46.881	104.1	In			5:33.951 P
3	24.860	81.5	44.482	114.5	15.737	94.7		1:25.079	7		102.9	45.575	110.2	15.185	102.3		2:54.787 P
4	24.027	105.8	43.705	109.5	15.382	98.0		1:23.114	8	24.087	109.3	49.225	108.3				1:36.509

67 Tony Absolom (ST2)									Vauxhall Cavalier								
lap	Sect-1	Speed	Sect-2	Speed	Sect-3	Speed	TopSpeed	laptime pit	lap	Sect-1	Speed	Sect-2	Speed	Sect-3	Speed	Topspeed	laptime pit
1	27.828	80.7	51.014	110.6	16.608	95.0		1:35.450	6	23.885	104.6	43.096	119.8	14.348	107.6		1:21.329
2	28.555	92.0	46.434	116.7	14.931	103.4		1:29.920	7	24.129	102.7	43.432	121.1	14.860	107.6		1:22.421
3	24.794	97.3	44.192	119.8	14.925	102.6		1:23.911	8	23.296	104.6	42.911	121.8	14.527	106.9		1:20.734
4	24.236	100.7	44.884	117.9	15.025	107.6		1:24.145	9	23.238	108.5	43.144	121.3	14.326	106.9		1:20.708
5	23.679	106.3	44.217	119.4	14.528	105.4		1:22.424	10	23.253	108.3	42.727	121.3	14.776	107.9		1:20.756

77 Dave Jarman (ST1)									Nissan Primera								
lap	Sect-1	Speed	Sect-2	Speed	Sect-3	Speed	TopSpeed	laptime pit	lap	Sect-1	Speed	Sect-2	Speed	Sect-3	Speed	Topspeed	laptime pit
1	Out	75.6	54.302	103.3	16.736	99.2		1:37.055	5	23.096	102.3	42.451	123.1	14.688	107.7		1:20.235
2	27.423	90.4	46.796	116.7	16.271	106.4		1:30.490	6	22.569	108.5	41.461	122.4	14.250	107.7		1:18.280
3	24.374	91.5	45.013	115.9				1:31.472	7	21.999	110.8	41.240	124.0	13.895	110.6		1:17.134
4	Out	89.0	47.011	120.0	14.900	109.0		3:50.468 P	8	22.226	101.2	41.008	125.6	13.907	110.6		1:17.141

79 Mark Jones (ST1)									Renault Laguna								
lap	Sect-1	Speed	Sect-2	Speed	Sect-3	Speed	TopSpeed	laptime pit	lap	Sect-1	Speed	Sect-2	Speed	Sect-3	Speed	Topspeed	laptime pit
1	25.204	92.4	44.358	120.2	14.949	107.9		1:24.511	8	22.181	113.5	42.111	89.1	14.363	108.6		1:18.655
2	22.868	107.8	41.979	120.5	14.301	106.5		1:19.148	9	21.724	113.9	40.713	123.5	13.491	110.0		1:15.928
3	22.537	107.3	41.264	122.6	14.207	109.8		1:18.008	10	21.779	113.1	40.104	123.5	13.959	109.1		1:15.842
4	22.039	110.2	40.691	122.9	13.814	110.2		1:16.544	11	21.760	111.5	39.863	123.8	13.670	110.7		1:15.293
5	21.797	110.6	40.105	123.1	13.805	109.8		1:15.707	12	21.856	111.1	41.278	119.6	13.992	109.7		1:17.126
6	22.303	98.3	44.203	117.1				1:28.517	13	21.803	114.5	40.029	123.5	13.860	110.0		1:15.692
7		81.9	42.941	120.0	14.056	109.7		3:46.417 P	14								

84 Tom Houlbrook (GA2)									BMW E30								
lap	Sect-1	Speed	Sect-2	Speed	Sect-3	Speed	TopSpeed	laptime pit	lap	Sect-1	Speed	Sect-2	Speed	Sect-3	Speed	Topspeed	laptime pit
1	Out	68.8	55.010	92.2	18.898	88.9		1:41.753	7	25.218	97.3	45.378	110.6	16.521	97.2		1:27.117
2	27.610	90.1	49.258	96.5	17.387	96.2		1:34.255	8	24.189	106.3	45.298	116.7	16.152	100.5		1:25.639
3	25.423	98.6	46.218	105.4				1:31.812	9	24.341	100.9	46.911	102.2	16.857	99.9		1:28.109
4	Out	99.3	45.537	116.7	In			2:53.621 P	10	23.913	107.1	44.475	116.9	15.833	100.5		1:24.221
5	Out	96.2	47.945	108.6	16.473	95.9		2:48.431 P	11	23.744	106.9	43.619	114.9	15.634	100.0		1:22.997
6	24.658	105.9	44.502	117.3	24.227	90.6		1:33.387	12	23.452	110.6	44.855	115.3	15.603	101.4		1:23.910



**Session Start: 09:10:05 - Finish: 09:30:05**  
**Weather/Track Conditions: Bright / Dry**  
**Circuit: Donington Park National**  
**Track Length: 3.185 Km - 1.9791 miles**

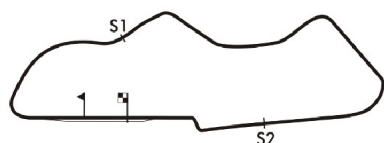


# Donington Historic Festival - 30 Apr - 2 May 2016

## HSCC Super Touring Car Trophy - Group A & Super Touring era

### Qualifying for Race 10 - Best Sector Times

POS	NO	DRIVER/S	Sector 1			Sector 2			Sector 3			IDEAL LAP	BEST LAP	On
			TIME	LAP	POS	TIME	LAP	POS	TIME	LAP	POS			
1	18	Colin Noble Jnr	20.960	12	1	38.714	10	1	13.052	12	3	1:12.726	<b>1:13.033</b>	<b>10</b>
2	1	Stewart Whyte	20.972	10	2	39.020	10	3	13.047	10	2	1:13.039	<b>1:13.039</b>	<b>10</b>
3	17	Turkington-Smith	21.007	11	3	38.818	11	2	13.029	13	1	1:12.854	<b>1:13.335</b>	<b>11</b>
4	12	Patrick Watts	21.248	7	4	39.257	6	4	13.159	6	4	1:13.664	<b>1:13.985</b>	<b>6</b>
5	79	Mark Jones	21.724	9	6	39.863	11	5	13.491	9	5	1:15.078	<b>1:15.293</b>	<b>11</b>
6	9	Jason Minshaw	21.576	7	5	40.593	6	6	13.668	6	6	1:15.837	<b>1:16.012</b>	<b>6</b>
7	77	Dave Jarman	21.999	7	7	41.008	8	7	13.895	7	7	1:16.902	<b>1:17.134</b>	<b>7</b>
8	33	Alan Strachan	22.696	8	9	42.560	8	8	14.077	7	9	1:19.333	<b>1:19.655</b>	<b>7</b>
9	36	Keith Butcher											<b>1:20.183</b>	<b>3</b>
10	27	Ric Wood											<b>1:20.223</b>	<b>11</b>
11	14	James Hanson	22.376	4	8	43.473	3	11	13.948	3	8	1:19.797	<b>1:20.253</b>	<b>3</b>
12	8	Darren Fielding											<b>1:20.662</b>	<b>5</b>
13	67	Tony Absolom	22.867	11	10	42.727	10	9	14.326	9	10	1:19.920	<b>1:20.708</b>	<b>9</b>
14	84	Tom Houlbrook	23.452	12	11	43.619	11	12	15.603	12	12	1:22.674	<b>1:22.997</b>	<b>11</b>
15	60	Mark Wright	23.770	2	12	43.053	5	10	15.185	7	11	1:22.008	<b>1:23.114</b>	<b>4</b>



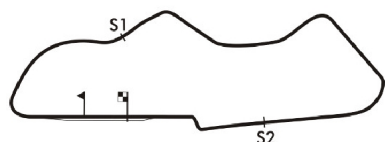
**Session Start: 09:10:05 - Finish: 09:30:05**  
**Weather/Track Conditions: Bright / Dry**  
**Circuit: Donington Park National**  
**Track Length: 3.185 Km - 1.9791 miles**

# Donington Historic Festival - 30 Apr - 2 May 2016

## HSCC Super Touring Car Trophy - Group A & Super Touring era

### Qualifying for Race 10 - Best Sector Speeds

	NO	SECTOR 1	MPH	NO	SECTOR 2	MPH	NO	SECTOR 3	MPH
1	18	Colin Noble Jnr	133.1	17	Turkington-Smith	130.2	17	Turkington-Smith	115.3
2	1	Stewart Whyte	126.4	18	Colin Noble Jnr	128.7	18	Colin Noble Jnr	113.7
3	12	Patrick Watts	122.5	1	Stewart Whyte	127.8	1	Stewart Whyte	113.0
4	17	Turkington-Smith	120.1	77	Dave Jarman	125.6	79	Mark Jones	110.7
5	9	Jason Minshaw	117.2	12	Patrick Watts	124.5	12	Patrick Watts	110.6
6	33	Alan Strachan	114.5	79	Mark Jones	123.8	77	Dave Jarman	110.6
7	79	Mark Jones	114.5	9	Jason Minshaw	123.3	9	Jason Minshaw	110.4
8	14	James Hanson	113.3	14	James Hanson	122.4	14	James Hanson	108.4
9	60	Mark Wright	110.8	67	Tony Absolom	121.8	67	Tony Absolom	107.9
10	77	Dave Jarman	110.8	33	Alan Strachan	117.5	33	Alan Strachan	103.4
11	84	Tom Houlbrook	110.6	84	Tom Houlbrook	117.3	60	Mark Wright	102.3
12	67	Tony Absolom	108.5	60	Mark Wright	116.7	84	Tom Houlbrook	101.4
13	2	Colin Turkington	0.0	2	Colin Turkington	0.0	2	Colin Turkington	0.0
14	8	Darren Fielding	0.0	8	Darren Fielding	0.0	8	Darren Fielding	0.0
15	27	Ric Wood	0.0	27	Ric Wood	0.0	27	Ric Wood	0.0
16	36	Keith Butcher	0.0	36	Keith Butcher	0.0	36	Keith Butcher	0.0



**Session Start: 09:10:05 - Finish: 09:30:05**  
**Weather/Track Conditions: Bright / Dry**  
**Circuit: Donington Park National**  
**Track Length: 3.185 Km - 1.9791 miles**

## Donington Historic Festival - 30 Apr - 2 May 2016

### HSCC Super Touring Car Trophy - Group A & Super Touring era Race 10 - Starting Grid

Sheet No:

*Start Time : 17:20 - Heat Duration : 20 Minutes*

8	15	60 Mark Wright			
7	13	67 Tony Absolom	14	84 Tom Houlbrook	
6	11	14 James Hanson	12	8 Darren Fielding	
5	9	36 Keith Butcher	10	27 Ric Wood	
4	7	77 Dave Jarman	8	33 Alan Strachan	
3	5	79 Mark Jones	6	9 Jason Minshaw	
2	3	17 Colin Turkington	4	12 Patrick Watts	
1	1	18 Colin Noble Jnr	2	1 Stewart Whyte	
ROW		Pole Right			

These results are provisional until the conclusion of any judicial and technical matters.

*Circuit: Donington Park National  
Track Length: 3.185 Km - 1.9791 miles*

Clerk of the Course:  <div style="text-align: right;">Julian Floyd</div>	Timekeeper:  <div style="text-align: right;">Nick Palmer</div>	Posted at:
--------------------------------------------------------------------------------	----------------------------------------------------------------------	------------

## Donington Historic Festival - 30 Apr - 2 May 2016

### HSCC Super Touring Car Trophy - Group A & Super Touring era

#### Race 10 - Classification

<b>Sheet No:</b>
------------------

POS	NO	DRIVER/S	CLASS	CLASS POS	CAR MAKE / MODEL	TIME	LAPS	GAP	DIFF	MPH	BEST	ON
1	18	Colin Noble Jnr	GA1	1	Vauxhall Vectra	20:55.330	17	-- 17 laps		96.48	1:12.649	8
2	1	Stewart Whyte	ST1	1	Honda Accord	20:55.615	17	0.285	0.285	96.46	1:12.683	8
3	17	Colin Turkington	GA2	1	BMW E30	21:12.704	17	17.374	17.089	95.16	1:13.050	11
4	77	Dave Jarman	ST1	2	Nissan Primera	21:56.548	17	1:01.218	43.844	91.99	1:16.006	17
5	60	Mark Wright	GA5	1	Ford Escort RS1800	22:02.403	17	1:07.073	5.855	91.58	1:16.056	4
6	9	Jason Minshaw	ST1	3	Volvo S40	21:10.626	16	-- 16 laps	25.325	89.71	1:17.655	14
7	36	Keith Butcher	ST2	1	Audi A4	21:12.186	16	1.560	1.560	89.60	1:18.318	11
8	27	Ric Wood	ST2	2	Mazda 323	21:42.023	16	31.397	29.837	87.55	1:19.811	3
9	8	Darren Fielding	ST2	3	BMW 318	21:42.988	16	32.362	0.965	87.48	1:19.552	5
10	84	Tom Houlbrook	GA2	2	BMW E30	21:02.273	15	-- 15 laps	39.360	84.66	1:21.035	11
11	12	Patrick Watts	ST1	4	Peugeot 406	17:31.757	14	-- 14 laps		94.83	1:13.501	14
12	14	James Hanson	ST1	5	Vauxhall Vectra	8:18.626	6	-- 6 laps --	42.736	85.73	1:18.342	5
13	33	Alan Strachan	ST2	4	Ford Mondeo							

----- FASTEST LAP SUMMARY -----

NO	DRIVER/S	CLASS	CAR MAKE / MODEL	FASTEST LAP	ON	MPH
18	Colin Noble Jnr	GA1	Vauxhall Vectra	1:12.649	8	98.07
1	Stewart Whyte	ST1	Honda Accord	1:12.683	8	98.02
17	Colin Turkington	GA2	BMW E30	1:13.050	11	97.53
60	Mark Wright	GA5	Ford Escort RS1800	1:16.056	4	93.68
36	Keith Butcher	ST2	Audi A4	1:18.318	11	90.97

Car 36 - no working transponder.  
Car 9 - transponder intermittent.

*Session Start: 17:19:12 - Finish: 17:40:07*  
*Weather/Track Conditions: Cloudy / Dry*  
*Circuit: Donington Park National*  
*Track Length: 3.185 Km - 1.9791 miles*

These results are provisional until the conclusion of any judicial and technical matters.

Clerk of the Course:  Julian Floyd	Timekeeper:  Nick Palmer	Posted at:
------------------------------------------	--------------------------------	------------

# Donington Historic Festival - 30 Apr - 2 May 2016

## HSCC Super Touring Car Trophy - Group A & Super Touring era

### Race 10 - Sector Analysis

1 Stewart Whyte (ST1)									Honda Accord								
lap	Sect-1	Speed	Sect-2	Speed	Sect-3	Speed	TopSpeed	laptime pit	lap	Sect-1	Speed	Sect-2	Speed	Sect-3	Speed	Topspeed	laptime pit
1		112.0	40.187	127.3	13.437	110.7		1:15.708	10	21.117	119.5	39.629	127.3	13.398	111.8		1:14.144
2	21.198	116.2	39.443	127.8	13.300	110.7		1:13.941	11	21.661	111.3	39.761	127.5	13.250	111.8		1:14.672
3	21.072	122.5	38.772	126.8	13.412	111.1		1:13.256	12	21.129	119.7	39.449	127.3	13.210	113.0		1:13.788
4	21.047	119.7	39.683	126.6	13.252	111.8		1:13.982	13	21.385	116.0	39.407	127.8	13.253	110.6		1:14.045
5	21.383	120.4	39.746	128.3	13.254	110.9		1:14.383	14	21.195	117.2	39.872	126.1	13.123	111.5		1:14.190
6	21.045	129.3	39.091	126.6	13.050	111.7		1:13.186	15	20.813	126.2	39.126	128.0	12.979	113.2		1:12.918
7	21.028	121.9	38.658	128.3	13.449	110.2		1:13.135	16	20.932	123.0	39.224	126.6	13.281	112.0		1:13.437
8	20.968	124.8	38.724	127.0	12.991	112.4		1:12.683	17	21.247	116.8	40.311	123.5	13.449	112.0		1:15.007
9	21.114	125.2	38.884	126.8	13.142	111.5		1:13.140	18								

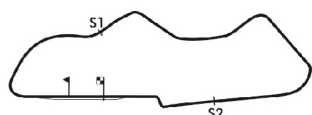
8 Darren Fielding (ST2)									BMW 318								
lap	Sect-1	Speed	Sect-2	Speed	Sect-3	Speed	TopSpeed	laptime pit	lap	Sect-1	Speed	Sect-2	Speed	Sect-3	Speed	Topspeed	laptime pit
1		105.8	45.457	118.1	16.541	96.1		1:29.848	9	22.865	115.7	43.490	117.1	14.786	102.8		1:21.141
2	23.349	115.5	43.333	117.9	14.982	101.1		1:21.664	10	23.269	109.5	42.931	117.7	14.576	102.3		1:20.776
3	22.964	116.2	42.620	117.5	14.509	102.6		1:20.093	11	23.168	112.2	43.487	118.1	16.334	96.2		1:22.989
4	23.180	116.8	42.455	117.5	14.525	103.1		1:20.160	12	23.470	111.5	43.583	120.0	14.757	102.5		1:21.810
5	23.053	116.4	42.145	118.1	14.354	101.9		1:19.552	13	22.684	117.0	42.560	119.2	14.415	104.2		1:19.659
6	23.191	113.0	42.997	119.2	14.879	104.2		1:21.067	14	22.716	114.1	42.742	117.7	14.780	101.7		1:20.238
7	23.141	107.6	44.040	115.9	14.819	102.3		1:22.000	15	23.283	109.7	43.664	119.0	14.759	100.8		1:21.706
8	23.069	116.8	42.566	117.5	14.575	102.0		1:20.210	16	22.947	116.4	42.362	117.7	14.766	103.0		1:20.075

9 Jason Minshaw (ST1)									Volvo S40								
lap	Sect-1	Speed	Sect-2	Speed	Sect-3	Speed	TopSpeed	laptime pit	lap	Sect-1	Speed	Sect-2	Speed	Sect-3	Speed	Topspeed	laptime pit
1								1:22.283	9								1:18.976
2								1:22.486	10								1:18.153
3								1:20.199	11								1:18.438
4								1:18.373	12								1:19.251
5								1:22.041	13								1:18.641
6								1:20.279	14								1:17.655
7								1:18.655	15								1:17.995
8								1:19.274	16								1:17.927

12 Patrick Watts (ST1)									Peugeot 406								
lap	Sect-1	Speed	Sect-2	Speed	Sect-3	Speed	TopSpeed	laptime pit	lap	Sect-1	Speed	Sect-2	Speed	Sect-3	Speed	Topspeed	laptime pit
1		115.7	40.666	122.9	13.676	106.0		1:17.240	8	21.781	119.1	39.557	123.5	13.374	109.0		1:14.712
2	22.033	109.7	41.205	122.2	13.549	108.3		1:16.787	9	21.622	120.4	39.360	124.2	13.319	108.6		1:14.301
3	21.957	107.1	40.637	122.6	13.500	109.0		1:16.094	10	21.546	121.7	39.292	124.2	13.942	108.8		1:14.780
4	21.790	110.4	40.115	122.9	13.595	108.1		1:15.500	11	21.497	123.2	39.261	125.2	13.360	109.0		1:14.118
5	21.826	114.7	39.906	123.1	13.450	108.8		1:15.182	12	21.545	120.1	39.301	124.0	13.299	109.7		1:14.145
6	21.743	118.1	39.937	123.3	13.407	108.6		1:15.087	13	21.371	122.7	40.428	124.0	13.413	110.6		1:15.212
7	21.868	117.9	39.805	122.6	13.425	108.8		1:15.098	14	21.431	123.0	38.946	125.4	13.124	110.7		1:13.501

14 James Hanson (ST1)									Vauxhall Vectra								
lap	Sect-1	Speed	Sect-2	Speed	Sect-3	Speed	TopSpeed	laptime pit	lap	Sect-1	Speed	Sect-2	Speed	Sect-3	Speed	Topspeed	laptime pit
1		98.7	44.691	122.6	14.749	107.4		1:26.878	4	22.339	105.6	41.845	123.5	14.242	109.5		1:18.426
2	22.258	111.3	42.003	123.3	14.711	108.4		1:18.972	5	22.373	104.0	41.814	124.0	14.155	108.4		1:18.342
3	23.151	97.1	41.971	123.3	14.297	109.0		1:19.419	6	22.947	104.1	52.393	70.8				1:36.589

17 Colin Turkington (GA2)									BMW E30								
lap	Sect-1	Speed	Sect-2	Speed	Sect-3	Speed	TopSpeed	laptime pit	lap	Sect-1	Speed	Sect-2	Speed	Sect-3	Speed	Topspeed	laptime pit
1		102.6	43.730	124.5	14.528	103.6		1:21.967	10	21.372	118.3	39.136	130.5	13.351	113.7		1:13.859
2	22.835	109.5	42.272	125.9	13.936	110.2		1:19.043	11	21.001	121.9	38.997	129.2	13.052	114.7		1:13.050
3	22.068	110.9	40.635	127.3	13.704	111.8		1:16.407	12	20.989	121.7	39.119	129.5	14.161	110.0		1:14.269
4	21.555	116.4	40.034	128.3	13.430	112.4		1:15.019	13	21.605	111.7	41.254	129.2	13.215	114.7		1:16.074
5	21.288	119.1	39.369	128.7	13.217	113.5		1:13.874	14	21.128	121.0	39.098	129.5	13.131	114.3		1:13.357
6	21.193	119.3	39.387	129.0	13.187	114.3		1:13.767	15	20.992	121.4	39.299	127.5	13.150	114.7		1:13.441
7	21.063	120.6	39.316	129.0	13.115	113.9		1:13.494	16	21.190	120.6	39.471	126.3	13.200	114.5		1:13.861
8	20.989	120.4	39.255	129.2	13.206	113.7		1:13.450	17	21.252	119.9	39.706	126.6	13.418	108.8		1:14.376
9	21.034	119.7	39.055	129.7	13.307	114.3		1:13.396	18								



Session Start: 17:19:12 - Finish: 17:40:07

Weather/Track Conditions: Cloudy / Dry

Circuit: Donington Park National

Track Length: 3.185 Km - 1.9791 miles

# Donington Historic Festival - 30 Apr - 2 May 2016

## HSCC Super Touring Car Trophy - Group A & Super Touring era

### Race 10 - Sector Analysis

18 Colin Noble Jnr (GA1)									Vauxhall Vectra								
lap	Sect-1	Speed	Sect-2	Speed	Sect-3	Speed	TopSpeed	laptime pit	lap	Sect-1	Speed	Sect-2	Speed	Sect-3	Speed	Topspeed	laptime pit
1		117.4	39.810	125.4	13.163	112.6		1:14.754	10	21.039	120.1	38.730	127.0	13.664	112.0		1:13.433
2	21.395	118.7	39.462	126.6	13.074	113.0		1:13.931	11	21.351	117.7	39.008	127.0	13.144	<u>113.9</u>		1:13.503
3	21.275	118.7	39.302	125.9	13.314	112.6		1:13.891	12	21.053	<u>123.4</u>	38.759	127.0	13.133	113.4		1:12.945
4	21.204	120.1	39.638	127.0	13.310	112.8		1:14.152	13	21.190	118.1	40.261	124.9	13.561	111.5		1:15.012
5	21.328	117.2	39.149	126.8	13.223	112.8		1:13.700	14	21.272	119.1	41.956	126.3	13.176	113.5		1:16.404
6	21.156	121.0	39.048	126.8	13.031	113.2		1:13.235	15	21.096	122.3	38.903	127.0	13.046	112.6		1:13.045
7	21.082	118.5	39.055	127.3	12.988	112.8		1:13.125	16	21.090	121.0	39.324	127.0	13.197	112.8		1:13.611
8	<u>20.971</u>	119.7	<u>38.688</u>	<u>127.5</u>	12.990	113.0		1:12.649	17	21.317	119.1	40.234	125.4	13.450	113.0		1:15.001
9	21.213	120.6	38.756	127.0	<u>12.970</u>	113.4		1:12.939	18								

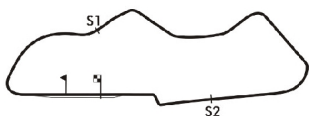
27 Ric Wood (ST2)									Mazda 323								
lap	Sect-1	Speed	Sect-2	Speed	Sect-3	Speed	TopSpeed	laptime pit	lap	Sect-1	Speed	Sect-2	Speed	Sect-3	Speed	Topspeed	laptime pit
1		96.5	45.660	117.5	14.626	105.7		1:27.541	9	23.022	105.6	43.081	118.8	14.565	106.0		1:20.668
2	23.289	103.0	43.632	118.1	14.398	106.0		1:21.319	10	23.349	104.5	42.565	120.7	14.411	<u>107.2</u>		1:20.325
3	23.194	104.9	<u>42.451</u>	119.8	<u>14.166</u>	105.9		1:19.811	11	23.064	<u>106.9</u>	43.327	118.3	15.581	102.5		1:21.972
4	23.203	104.5	42.802	119.2	14.546	105.5		1:20.551	12	23.619	101.2	43.484	<u>120.9</u>	14.280	106.9		1:21.383
5	23.476	102.0	43.127	118.5	14.633	105.4		1:21.236	13	22.887	105.9	42.771	119.8	14.357	106.4		1:20.015
6	23.457	100.0	43.371	118.1	14.515	106.4		1:21.343	14	22.868	106.1	43.538	119.6	14.727	105.5		1:21.133
7	23.445	101.6	44.847	118.3	14.642	106.4		1:22.934	15	<u>22.815</u>	102.9	43.583	118.8	14.245	106.0		1:20.643
8	23.316	104.5	43.294	118.1	14.598	105.2		1:21.208	16	22.950	106.3	42.620	119.4	14.371	103.6		1:19.941

33 Alan Strachan (ST2)									Ford Mondeo								
lap	Sect-1	Speed	Sect-2	Speed	Sect-3	Speed	TopSpeed	laptime pit	lap	Sect-1	Speed	Sect-2	Speed	Sect-3	Speed	Topspeed	laptime pit

36 Keith Butcher (ST2)									Audi A4								
lap	Sect-1	Speed	Sect-2	Speed	Sect-3	Speed	TopSpeed	laptime pit	lap	Sect-1	Speed	Sect-2	Speed	Sect-3	Speed	Topspeed	laptime pit
1								1:24.606	9								1:19.133
2								1:20.242	10								1:18.956
3								1:19.747	11								1:18.318
4								1:18.560	12								1:18.986
5								1:19.278	13								1:20.907
6								1:18.694	14								1:19.277
7								1:19.489	15								1:18.532
8								1:18.969	16								1:18.492

60 Mark Wright (GA5)									Ford Escort RS1800								
lap	Sect-1	Speed	Sect-2	Speed	Sect-3	Speed	TopSpeed	laptime pit	lap	Sect-1	Speed	Sect-2	Speed	Sect-3	Speed	Topspeed	laptime pit
1		102.7	43.885	122.9	14.205	105.2		1:26.164	10	21.875	116.0	40.872	121.3	14.100			1:16.847
2	22.183	116.4	41.204	122.4	14.763	105.2		1:18.150	11	22.139	114.5	41.047	120.9	14.107			1:17.293
3	23.262	114.5	41.131	121.5	14.177	107.7		1:18.570	12	22.157	116.0	40.671	121.8	14.202	105.0		1:17.030
4	21.857	<u>117.9</u>	<u>40.472</u>	<u>123.3</u>	<u>13.727</u>	<u>107.9</u>		1:16.056	13	22.027	115.8	40.517	122.2	14.056			1:16.600
5	21.978	113.5	40.736	122.6	13.947	107.2		1:16.661	14	21.997	113.9	41.150	122.0	13.961			1:17.108
6	22.026	112.2	40.969	120.7	13.962			1:16.957	15	<u>21.777</u>	116.2	40.474	122.2	14.117			1:16.368
7	22.557	114.7	42.149	115.7	14.251			1:18.957	16	21.961	114.3	40.642	120.9	14.105			1:16.708
8	22.286	112.8	41.924	120.2	14.319			1:18.529	17	21.866	115.8	40.701	120.9	14.535			1:17.102
9	22.200	113.1	41.016	121.5	14.087			1:17.303	18								

77 Dave Jarman (ST1)									Nissan Primera								
lap	Sect-1	Speed	Sect-2	Speed	Sect-3	Speed	TopSpeed	laptime pit	lap	Sect-1	Speed	Sect-2	Speed	Sect-3	Speed	Topspeed	laptime pit
1		100.3	43.037	122.4	14.661	108.8		1:22.688	10	22.021	116.2	40.701	124.0	14.103	108.3		1:16.825
2	22.905	105.1	42.486	121.1	16.036	106.4		1:21.427	11	22.081	111.1	40.704	123.8	14.049	107.9		1:16.834
3	22.596	112.4	40.918	119.2	13.932	110.2		1:17.446	12	22.350	109.0	40.436	<u>125.2</u>	14.192	108.1		1:16.978
4	22.300	111.5	40.751	122.9	13.942	108.3		1:16.993	13	22.615	104.3	41.839	122.2	14.081	109.1		1:18.535
5	21.892	109.9	40.915	123.1	13.899	109.8		1:16.706	14	21.837	112.0	40.819	123.1	14.044	110.2		1:16.700
6	22.150	109.3	40.409	123.8	<u>13.713</u>	<u>110.9</u>		1:16.272	15	21.815	<u>117.4</u>	40.206	122.9	14.371	109.0		1:16.392
7	22.093	116.2	40.431	124.7	13.769	110.6		1:16.293	16	<u>21.797</u>	114.5	40.285	122.9	14.314	107.6		1:16.396
8	21.963	116.2	41.173	123.1	14.004	109.7		1:17.140	17	21.871	117.2	<u>40.103</u>	124.5	14.032	107.9		1:16.006
9	21.941	115.5	40.588	123.8	14.388	106.4		1:16.917	18								



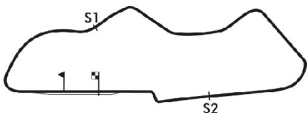
**Session Start: 17:19:12 - Finish: 17:40:07**  
**Weather/Track Conditions: Cloudy / Dry**  
**Circuit: Donington Park National**  
**Track Length: 3.185 Km - 1.9791 miles**

# Donington Historic Festival - 30 Apr - 2 May 2016

## HSCC Super Touring Car Trophy - Group A & Super Touring era

### Race 10 - Sector Analysis

84 Tom Houlbrook (GA2)									BMW E30								
lap	Sect-1	Speed	Sect-2	Speed	Sect-3	Speed	TopSpeed	laptime pit	lap	Sect-1	Speed	Sect-2	Speed	Sect-3	Speed	Topspeed	laptime pit
1		105.8	45.945	115.3	15.316	100.8		1:31.586	9	24.335	101.6	43.746	117.3	15.360	101.9		1:23.441
2	24.128	99.4	43.913	117.9	15.362	99.2		1:23.403	10	23.206	114.7	43.199	117.5	15.032	101.4		1:21.437
3	23.605	101.8	44.287	115.9	15.135	99.5		1:23.027	11	23.160	111.3	42.945	117.9	14.930	102.0		1:21.035
4	24.081	103.8	44.316	117.5	15.377	100.8		1:23.774	12	23.023	111.5	43.431	116.7	15.231	102.0		1:21.685
5	23.639	107.4	44.386	115.9	15.058	102.6		1:23.083	13	23.041	109.5	43.956	118.3	15.311	102.8		1:22.308
6	23.337	110.0	43.873	116.1	14.923	99.9		1:22.133	14	23.066	114.1	42.754	118.1	15.977	99.9		1:21.797
7	23.371	108.8	42.920	117.7	15.124	100.3		1:21.415	15	23.693	108.5	45.927	117.1	15.226	101.4		1:24.846
8	23.965	108.8	43.101	116.5	30.237	92.4		1:37.303	16								



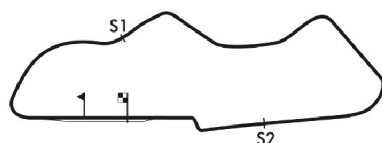
**Session Start: 17:19:12 - Finish: 17:40:07**  
**Weather/Track Conditions: Cloudy / Dry**  
**Circuit: Donington Park National**  
**Track Length: 3.185 Km - 1.9791 miles**

# Donington Historic Festival - 30 Apr - 2 May 2016

## HSCC Super Touring Car Trophy - Group A & Super Touring era

### Race 10 - Best Sector Times

POS	NO	DRIVER/S	Sector 1			Sector 2			Sector 3			IDEAL LAP	BEST LAP	On
			TIME	LAP	POS	TIME	LAP	POS	TIME	LAP	POS			
1	18	Colin Noble Jnr	20.971	8	2	38.688	8	2	12.970	9	1	1:12.629	<b>1:12.649</b>	<b>8</b>
2	1	Stewart Whyte	20.813	15	1	38.658	7	1	12.979	15	2	1:12.450	<b>1:12.683</b>	<b>8</b>
3	17	Colin Turkington	20.989	8	3	38.997	11	4	13.052	11	3	1:13.038	<b>1:13.050</b>	<b>11</b>
4	77	Dave Jarman	21.797	16	6	40.103	17	5	13.713	6	5	1:15.613	<b>1:16.006</b>	<b>17</b>
5	60	Mark Wright	21.777	15	5	40.472	4	6	13.727	4	6	1:15.976	<b>1:16.056</b>	<b>4</b>
6	9	Jason Minshaw											<b>1:17.655</b>	<b>14</b>
7	36	Keith Butcher											<b>1:18.318</b>	<b>11</b>
8	27	Ric Wood	22.815	15	9	42.451	3	9	14.166	3	8	1:19.432	<b>1:19.811</b>	<b>3</b>
9	8	Darren Fielding	22.684	13	8	42.145	5	8	14.354	5	9	1:19.183	<b>1:19.552</b>	<b>5</b>
10	84	Tom Houlbrook	23.023	12	10	42.754	14	10	14.923	6	10	1:20.700	<b>1:21.035</b>	<b>11</b>
11	12	Patrick Watts	21.312	15	4	38.946	14	3	13.124	14	4	1:13.382	<b>1:13.501</b>	<b>14</b>
12	14	James Hanson	22.258	2	7	41.814	5	7	14.155	5	7	1:18.227	<b>1:18.342</b>	<b>5</b>
13	33	Alan Strachan												



**Session Start: 17:19:12 - Finish: 17:40:07**  
**Weather/Track Conditions: Cloudy / Dry**  
**Circuit: Donington Park National**  
**Track Length: 3.185 Km - 1.9791 miles**

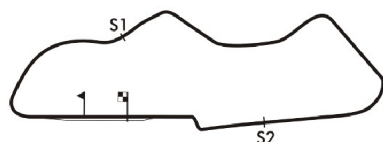


# Donington Historic Festival - 30 Apr - 2 May 2016

## HSCC Super Touring Car Trophy - Group A & Super Touring era

### Race 10 - Best Sector Speeds

	NO	SECTOR 1	MPH	NO	SECTOR 2	MPH	NO	SECTOR 3	MPH
1	1	Stewart Whyte	129.3	17	Colin Turkington	130.5	17	Colin Turkington	114.7
2	18	Colin Noble Jnr	123.4	1	Stewart Whyte	128.3	18	Colin Noble Jnr	113.9
3	12	Patrick Watts	123.2	18	Colin Noble Jnr	127.5	1	Stewart Whyte	113.2
4	17	Colin Turkington	121.9	12	Patrick Watts	125.4	77	Dave Jarman	110.9
5	60	Mark Wright	117.9	77	Dave Jarman	125.2	12	Patrick Watts	110.7
6	77	Dave Jarman	117.4	14	James Hanson	124.0	14	James Hanson	109.5
7	8	Darren Fielding	117.0	60	Mark Wright	123.3	60	Mark Wright	107.9
8	84	Tom Houlbrook	114.7	27	Ric Wood	120.9	27	Ric Wood	107.2
9	14	James Hanson	111.3	8	Darren Fielding	120.0	8	Darren Fielding	104.2
10	27	Ric Wood	106.9	84	Tom Houlbrook	118.3	84	Tom Houlbrook	102.8
11	33	Alan Strachan	101.3	9	Jason Minshaw	0.0	33	Alan Strachan	100.5
12	9	Jason Minshaw	0.0	33	Alan Strachan	0.0	9	Jason Minshaw	0.0
13	36	Keith Butcher	0.0	36	Keith Butcher	0.0	36	Keith Butcher	0.0



**Session Start: 17:19:12 - Finish: 17:40:07**  
**Weather/Track Conditions: Cloudy / Dry**  
**Circuit: Donington Park National**  
**Track Length: 3.185 Km - 1.9791 miles**

# Donington Historic Festival - 30 Apr - 2 May 2016

## HSCC Super Touring Car Trophy - Group A & Super Touring era

### Race 10 - Lap Chart

Lap 1			Lap 2			Lap 3			Lap 4			Lap 5			Lap 6		
NO	Behind	Laptime	NO	Behind	Laptime	NO	Behind	Laptime	NO	Behind	Laptime	NO	Behind	Laptime	NO	Behind	Laptime
18		1:14.754	18		1:13.931	18		1:13.891	18		1:14.152	18		1:13.700	18		1:13.235
1	0.954	1:15.708	1	0.964	1:13.941	1	0.329	1:13.256	1	0.159	1:13.982	1	0.842	1:14.383	1	0.793	1:13.186
12	2.486	1:17.240	12	5.342	1:16.787	12	7.545	1:16.094	12	8.893	1:15.500	12	10.375	1:15.182	12	12.227	1:15.087
17	7.213	1:21.967	17	12.325	1:19.043	17	14.841	1:16.407	17	15.708	1:15.019	17	15.882	1:13.874	17	16.414	1:13.767
9	7.529	1:22.283	77	15.430	1:21.427	77	18.985	1:17.446	77	21.826	1:16.993	77	24.832	1:16.706	77	27.869	1:16.272
77	7.934	1:22.688	60	15.629	1:18.150	60	20.308	1:18.570	60	22.212	1:16.056	60	25.173	1:16.661	60	28.895	1:16.957
36	9.852	1:24.606	9	16.084	1:22.486	36	22.019	1:19.747	36	26.427	1:18.560	14	31.609	1:18.342	36	37.464	1:18.694
60	11.410	1:26.164	36	16.163	1:20.242	9	22.392	1:20.199	9	26.613	1:18.373	36	32.005	1:19.278	9	41.998	1:20.279
14	12.124	1:26.878	14	17.165	1:18.972	14	22.693	1:19.419	14	26.967	1:18.426	9	34.954	1:22.041	27	48.138	1:21.343
27	12.787	1:27.541	27	20.175	1:21.319	27	26.095	1:19.811	27	32.494	1:20.551	27	40.030	1:21.236	8	48.721	1:21.067
8	15.094	1:29.848	8	22.827	1:21.664	8	29.029	1:20.093	8	35.037	1:20.160	8	40.889	1:19.552	14	54.963	1:36.589
84	16.832	1:31.586	84	26.304	1:23.403	84	35.440	1:23.027	84	45.062	1:23.774	84	54.445	1:23.083	84	1:03.343	1:22.133

**Session Start: 17:19:12 - Finish: 17:40:07**

**Weather/Track Conditions: Cloudy / Dry**

**Circuit: Donington Park National**

**Track Length: 3.185 Km - 1.9791 miles**

# Donington Historic Festival - 30 Apr - 2 May 2016

## HSCC Super Touring Car Trophy - Group A & Super Touring era

### Race 10 - Lap Chart

Lap 7			Lap 8			Lap 9			Lap 10			Lap 11			Lap 12		
NO	Behind	Laptime	NO	Behind	Laptime	NO	Behind	Laptime	NO	Behind	Laptime	NO	Behind	Laptime	NO	Behind	Laptime
18		1:13.125	18		1:12.649	18		1:12.939	18		1:13.433	18		1:13.503	18		1:12.945
1	0.803	1:13.135	1	0.837	1:12.683	1	1.038	1:13.140	27	1 LAP	1:20.668	1	2.918	1:14.672	1	3.761	1:13.788
12	14.200	1:15.098	12	16.263	1:14.712	12	17.625	1:14.301	1	1.749	1:14.144	8	1 LAP	1:20.776	27	1 LAP	1:21.972
17	16.783	1:13.494	17	17.584	1:13.450	17	18.041	1:13.396	17	18.467	1:13.859	27	1 LAP	1:20.325	8	1 LAP	1:22.989
77	31.037	1:16.293	77	35.528	1:17.140	84	1 LAP	1:37.303	12	18.972	1:14.780	17	18.014	1:13.050	17	19.338	1:14.269
60	34.727	1:18.957	60	40.607	1:18.529	77	39.506	1:16.917	84	1 LAP	1:23.441	12	19.587	1:14.118	12	20.787	1:14.145
36	43.828	1:19.489	36	50.148	1:18.969	60	44.971	1:17.303	77	42.898	1:16.825	84	1 LAP	1:21.437	84	1 LAP	1:21.035
9	47.528	1:18.655	9	54.153	1:19.274	36	56.342	1:19.133	60	48.385	1:16.847	77	46.229	1:16.834	77	50.262	1:16.978
8	57.596	1:22.000	8	1:05.157	1:20.210	9	1:00.190	1:18.976	36	1:01.865	1:18.956	60	52.175	1:17.293	60	56.260	1:17.030
27	57.947	1:22.934	27	1:06.506	1:21.208	8	1:13.359	1:21.141	9	1:04.910	1:18.153	36	1:06.680	1:18.318	36	1:12.721	1:18.986
84	1:11.633	1:21.415										9	1:09.845	1:18.438			

**Session Start: 17:19:12 - Finish: 17:40:07**  
**Weather/Track Conditions: Cloudy / Dry**  
**Circuit: Donington Park National**  
**Track Length: 3.185 Km - 1.9791 miles**

# Donington Historic Festival - 30 Apr - 2 May 2016

## HSCC Super Touring Car Trophy - Group A & Super Touring era

### Race 10 - Lap Chart

Lap 13			Lap 14			Lap 15			Lap 16			Lap 17		
NO	Behind	Laptime	NO	Behind	Laptime	NO	Behind	Laptime	NO	Behind	Laptime	NO	Behind	Laptime
18		1:15.012	18		1:16.404	18		1:13.045	18		1:13.611	18		1:15.001
9	1 LAP	1:19.251	1	0.580	1:14.190	1	0.453	1:12.918	1	0.279	1:13.437	1	0.285	1:15.007
1	2.794	1:14.045	36	1 LAP	1:20.907	9	1 LAP	1:17.655	9	1 LAP	1:17.995	84	2 LAPS	1:24.846
17	20.400	1:16.074	9	1 LAP	1:18.641	36	1 LAP	1:19.277	36	1 LAP	1:18.532	9	1 LAP	1:17.927
12	20.987	1:15.212	17	17.353	1:13.357	17	17.749	1:13.441	17	17.999	1:13.861	36	1 LAP	1:18.492
27	1 LAP	1:21.383	12	18.084	1:13.501	8	1 LAP	1:20.238	27	1 LAP	1:20.643	17	17.374	1:14.376
8	1 LAP	1:21.810	27	1 LAP	1:20.015	27	1 LAP	1:21.133	8	1 LAP	1:21.706	27	1 LAP	1:19.941
77	53.785	1:18.535	8	1 LAP	1:19.659	77	57.428	1:16.392	77	1:00.213	1:16.396	8	1 LAP	1:20.075
84	1 LAP	1:21.685	77	54.081	1:16.700	60	1:01.875	1:16.368	60	1:04.972	1:16.708	77	1:01.218	1:16.006
60	57.848	1:16.600	60	58.552	1:17.108	84	1 LAP	1:21.797				60	1:07.073	1:17.102
			84	1 LAP	1:22.308									

**Session Start: 17:19:12 - Finish: 17:40:07**

**Weather/Track Conditions: Cloudy / Dry**

**Circuit: Donington Park National**

**Track Length: 3.185 Km - 1.9791 miles**

# Donington Historic Festival - 30 Apr - 2 May 2016

## HSCC Super Touring Car Trophy - Group A & Super Touring era Race 15 - Starting Grid - Amended

Sheet No:

Start Time : 16:10 - Heat Duration : 20 Minutes

6	11	<b>79</b> Mark Jones		
5	9	<b>33</b> Alan Strachan	10	<b>17</b> Mark Smith
4	7	<b>84</b> Tom Houlbrook	8	<b>12</b> Patrick Watts
3	5	<b>36</b> Keith Butcher	6	<b>8</b> Darren Fielding
2	3	<b>77</b> Dave Jarman	4	<b>60</b> Mark Wright
1	1	<b>18</b> Colin Noble Jnr	2	<b>1</b> Stewart Whyte
ROW		Pole Right		

These results are provisional until the conclusion of any judicial and technical matters.

Circuit: Donington Park National  
Track Length: 3.185 Km - 1.9791 miles

Clerk of the Course:

Julian Floyd

Timekeeper:

Nick Palmer

Posted at:

## Donington Historic Festival - 30 Apr - 2 May 2016

### RAC Woodcote Trophy for pre-56 Sportscars Qualifying for Race 9 - Classification

Sheet No:

POS	NO	DRIVER/S	CLASS	CLASS POS	CAR MAKE / MODEL	TIME	ON	LAPS	GAP	DIFF	MPH
1	8	Gary Pearson	T4A	1	Jaguar D-type	1:23.474	9	14			85.35
2	11	Wakeman-Blakeney-Edwards	T4A	2	Cooper-Jaguar T38	1:23.739	16	17	0.265	0.265	85.08
3	10	Paul-Bourne	T3A	1	Lotus Mk X	1:26.031	4	14	2.557	2.292	82.81
4	6	Ure-Wigley	T2	1	Cooper-Bristol T24/25	1:27.079	7	14	3.605	1.048	81.82
5	9	Benjamin Eastick	T4A	3	Jaguar D-type	1:27.262	6	17	3.788	0.183	81.65
6	34	Midgley-Woodgate	T3	1	Aston Martin DB3	1:27.307	12	14	3.833	0.045	81.60
7	12	Steve Brooks	T3	2	Aston Martin DB3S	1:27.641	14	14	4.167	0.334	81.29
8	20	Rudiger Friedrichs	T4	1	Jaguar C-type	1:27.840	15	19	4.366	0.199	81.11
9	7	Hood-Young	T3A	2	Austin-Healey 100S	1:28.656	14	17	5.182	0.816	80.36
10	22	Karsten Le Blanc	T3A	3	Austin-Healey 100S	1:28.664	13	15	5.190	0.008	80.36
11	44	Thorne-Bennett-Baggs	T3A	4	Austin-Healey 100M	1:29.567	6	17	6.093	0.903	79.55
12	28	Abecassis-Woolmer	T3A	5	Austin-Healey 100/4	1:30.434	4	4	6.960	0.867	78.78
13	23	Wood B-Wood T	T4	2	RGS Atalanta	1:31.520	7	15	8.046	1.086	77.85
14	77	Adrian Van Der Kroft	T2	2	Cooper T20/23	1:31.833	14	15	8.359	0.313	77.58
15	14	Brown J-Brown C	T4	3	Jaguar C-type	1:32.699	15	17	9.225	0.866	76.86
16	71	Montgomery I-Montgomery B	T3A	6	Morgan Plus 4	1:33.271	3	12	9.797	0.572	76.39
17	16	Christopher Jolly	T3	3	Aston Martin DB2	1:33.500	8	10	10.026	0.229	76.20
18	56	Nils-Fredrik Nyblæus	T3A	7	Austin-Healey 100M	1:33.563	8	13	10.089	0.063	76.15
19	27	Martyn Corfield	T2	3	Frazer Nash Le Mans	1:34.564	6	11	11.090	1.001	75.34
20	31	Paul Griffin	T1	1	Connaught ALSR	1:34.973	13	14	11.499	0.409	75.02
21	36	Nigel Batchelor	T3	4	Aston Martin DB2/4	1:35.154	11	15	11.680	0.181	74.87
22	67	Grandidier-Wilhelm	T3	5	Aston Martin DB2/4	1:36.016	14	15	12.542	0.862	74.20
23	25	Nick Ruddell	T3	6	Aston Martin DB2/4 Mkl	1:36.659	2	2	13.185	0.643	73.71
24	42	Ward S-Ward J	T4	4	Jaguar XK120 Ecurie Ecosse	1:36.735	6	16	13.261	0.076	73.65
25	30	Woodbridge-Rowley	T4	5	Jaguar XK120	1:37.021	14	14	13.547	0.286	73.43
26	59	Roger Whiteside	T2	4	Morgan Plus 4	1:40.736	12	16	17.262	3.715	70.73
27	154	Ziller-Arif	T2	5	Triumph TR2	1:42.021	10	11	18.547	1.285	69.84
28	19	Matthew Holme	T2	6	Alfa Romeo 1900 CSS	1:42.568	4	5	19.094	0.547	69.46
29	39	Evans S-Evans G	T1	2	MG Le Mans TC Special	1:47.780	5	5	24.306	5.212	66.10

Car 19 requires a working transponder - Regulation Q.12.2.1 refers.  
A 30 second penalty will be applied if not working in the race.

*Session Start: 09:39:09 - Finish: 10:09:09*  
*Weather/Track Conditions: Bright / Dry*  
*Circuit: Donington Park National*  
*Track Length: 3.185 Km - 1.9791 miles*

These results are provisional until the conclusion of any judicial and technical matters.

Clerk of the Course:  <div style="text-align: right;">Julian Floyd</div>	Timekeeper:  <div style="text-align: right;">Nick Palmer</div>	Posted at:
--------------------------------------------------------------------------------	----------------------------------------------------------------------	------------

# Donington Historic Festival - 30 Apr - 2 May 2016

## RAC Woodcote Trophy for pre-56 Sportscars

### Qualifying for Race 9 - Sector Analysis

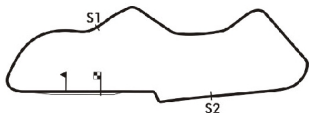
6 Ure-Wigley (T2)									Cooper-Bristol T24/25								
lap	Sect-1	Speed	Sect-2	Speed	Sect-3	Speed	TopSpeed	laptime pit	lap	Sect-1	Speed	Sect-2	Speed	Sect-3	Speed	Topspeed	laptime pit
1	27.932	94.1	49.848	102.2	17.812	96.9		1:35.592	8	25.071	95.8	47.162	108.4				1:35.066
2	25.701	102.6	46.782	108.8	16.002	98.0		1:28.485	9		78.5	50.380	102.6	16.442	96.6		2:50.439 P
3	24.807	105.8	46.910	109.5	16.156	98.0		1:27.873	10	25.400	94.4	47.230	109.0	16.093	96.7		1:28.723
4	25.034	97.6	47.056	110.0	16.458	98.2		1:28.548	11	25.677	95.5	46.270	109.8	15.706	96.1		1:27.653
5	25.214	102.7	47.244	109.7	16.517	99.3		1:28.975	12	24.897	98.6	47.012	111.1	16.302	97.6		1:28.211
6	24.561	105.6	46.670	109.5	16.184	98.6		1:27.415	13	25.221	97.3	47.173	110.6	15.915	97.7		1:28.309
7	24.961	106.8	46.137	109.8	15.981	99.6		1:27.079	14	26.124	72.8	48.741	97.6				1:42.564

7 Hood-Young (T3A)									Austin-Healey 100S								
lap	Sect-1	Speed	Sect-2	Speed	Sect-3	Speed	TopSpeed	laptime pit	lap	Sect-1	Speed	Sect-2	Speed	Sect-3	Speed	Topspeed	laptime pit
1	28.614	84.4	54.954	95.9	18.410	85.9		1:41.978	10		87.7	48.225	105.7	16.504	89.8		2:56.603 P
2	28.341	79.3	52.449	98.7	18.013	87.4		1:38.803	11	26.252	93.5	47.751	106.9	16.269	92.5		1:30.272
3	28.030	78.7	52.352	103.7	18.227	87.0		1:38.609	12	26.162	94.6	46.794	106.9	15.886	92.2		1:28.842
4	27.589	75.6	53.182	102.8	19.283	89.1		1:40.054	13	25.273	94.8	47.251	108.6	17.307	90.0		1:29.831
5	28.092	80.9	50.936	102.5	17.320	88.6		1:36.348	14	25.581	96.7	47.320	106.4	15.755	92.2		1:28.656
6	27.077	87.1	51.275	102.8	16.990	89.9		1:35.342	15	25.444	95.0	47.778	108.1	16.357	91.9		1:29.579
7	27.212	84.1	50.572	103.9	17.456	89.1		1:35.240	16	26.533	80.1	48.939	106.4	16.294	91.9		1:31.766
8	28.725	82.5	50.568	104.6	17.440	88.8		1:36.733	17	26.146	96.6	48.206	107.2	15.780	91.2		1:30.132
9	27.421	81.2	51.295	101.7				1:42.711	18								

8 Gary Pearson (T4A)									Jaguar D-type								
lap	Sect-1	Speed	Sect-2	Speed	Sect-3	Speed	TopSpeed	laptime pit	lap	Sect-1	Speed	Sect-2	Speed	Sect-3	Speed	Topspeed	laptime pit
1	24.515	99.1	44.988	119.6	15.122	108.3		1:24.625	8	27.294	86.0	49.481	91.9	16.457	109.0		1:33.232
2	23.987	99.7	45.007	117.9	15.249	108.8		1:24.243	9	23.694	101.2	44.854	120.9	14.926	108.8		1:23.474
3	24.667	96.6	45.144	122.6	14.872	108.8		1:24.683	10	23.699	104.8	45.838	118.8	15.057	108.6		1:24.594
4	24.134	95.5	44.398	120.5	15.158	109.5		1:23.690	11	23.918	100.2	44.666	121.8	14.940	108.6		1:23.524
5	23.581	99.9	46.580	116.7	15.406	108.4		1:25.567	12	27.187	83.3	52.029	92.9				1:41.506
6	24.144	96.2	45.456	122.0	15.018	109.3		1:24.618	13		82.9	52.154	84.7	18.175	91.7		3:38.933 P
7	23.772	100.6	44.745	117.1	18.193	92.0		1:26.710	14	26.771	90.2	53.182	91.1				1:42.980

9 Benjamin Eastick (T4A)									Jaguar D-type								
lap	Sect-1	Speed	Sect-2	Speed	Sect-3	Speed	TopSpeed	laptime pit	lap	Sect-1	Speed	Sect-2	Speed	Sect-3	Speed	Topspeed	laptime pit
1	26.510	84.7	49.659	114.3	16.416	102.3		1:32.585	10	25.263	98.1	47.005	119.8	15.750	104.1		1:28.018
2	25.115	93.4	47.107	120.5	16.027	104.7		1:28.249	11	25.098	97.0	48.311	118.8	16.163	103.4		1:29.572
3	24.955	97.3	46.853	118.3	16.125	103.4		1:27.933	12	24.788	99.7	47.332	121.3	16.038	105.2		1:28.158
4	24.889	97.0	47.247	115.7	16.122	104.2		1:28.258	13	24.830	99.4	46.703	121.8	16.315	102.3		1:27.848
5	25.114	95.8	46.596	119.4	16.110	104.2		1:27.820	14	24.899	98.8	47.396	116.9	15.718	103.6		1:28.013
6	25.148	95.5	46.207	120.0	15.907	104.2		1:27.262	15	24.900	101.0	47.365	119.0	15.694	103.9		1:27.959
7	25.142	96.3	47.050	119.8	18.407	99.3		1:30.599	16	24.927	100.2	50.260	109.8	16.402	103.7		1:31.589
8	25.008	92.8	47.117	120.5	16.327	102.8		1:28.452	17	25.091	98.8	49.539	106.5	16.911	103.0		1:31.541
9	25.559	95.1	47.804	119.0	16.048	102.6		1:29.411	18								

10 Paul-Bourne (T3A)									Lotus Mk X								
lap	Sect-1	Speed	Sect-2	Speed	Sect-3	Speed	TopSpeed	laptime pit	lap	Sect-1	Speed	Sect-2	Speed	Sect-3	Speed	Topspeed	laptime pit
1	25.277	93.8	46.567	111.1	16.174	94.8		1:28.018	8	25.867	83.6	53.523	78.9				1:42.165
2	24.965	97.1	45.733	112.0	16.324	96.1		1:27.022	9	Out	85.6	48.104	110.9	16.503	97.0		2:55.442 P
3	24.580	98.3	46.494	111.8	15.809	97.9		1:26.883	10	25.048	95.5	45.533	113.2	16.294	96.1		1:26.875
4	24.760	97.0	45.905	111.8	15.366	97.9		1:26.031	11	25.378	92.3	46.612	111.5	15.382	96.2		1:27.372
5	24.992	100.9	48.460	112.0	19.172	90.9		1:32.624	12	25.327	96.3	46.121	112.8	17.700	93.8		1:29.148
6	25.285	95.2	47.513	109.1	16.404	97.2		1:29.202	13	25.428	96.3	45.731	111.7	15.217	98.0		1:26.376
7	24.554	99.6	45.551	112.4	16.212	95.1		1:26.317	14	28.393	71.1	1:12.044	42.6				2:16.541



**Session Start: 09:39:09 - Finish: 10:09:09**  
**Weather/Track Conditions: Bright / Dry**  
**Circuit: Donington Park National**  
**Track Length: 3.185 Km - 1.9791 miles**

# Donington Historic Festival - 30 Apr - 2 May 2016

## RAC Woodcote Trophy for pre-56 Sportscars

### Qualifying for Race 9 - Sector Analysis

11 Wakeman-Blakeney-Edwards (T4A)									Cooper-Jaguar T38								
lap	Sect-1	Speed	Sect-2	Speed	Sect-3	Speed	TopSpeed	laptime pit	lap	Sect-1	Speed	Sect-2	Speed	Sect-3	Speed	Topspeed	laptime pit
1	26.279	92.6	46.723	113.2	15.867	102.8		1:28.869	10		91.2	47.908	119.2	15.077	106.7		3:09.398 P
2	24.772	99.3	44.670	120.9	15.245	106.4		1:24.687	11	23.477	107.4	45.335	122.0	15.962	105.5		1:24.774
3	25.156	100.3	45.502	112.6	15.877	105.9		1:26.535	12	23.568	105.3	45.213	120.0	15.741	102.3		1:24.522
4	24.711	88.7	47.020	98.9	15.962	104.6		1:27.693	13	23.668	106.3	45.037	120.9	15.038	106.4		1:23.743
5	25.705	93.3	51.462	96.5	16.976	105.4		1:34.143	14	23.846	100.0	45.629	121.3	15.382	104.9		1:24.857
6	24.469	102.0	46.777	113.7	15.652	104.2		1:26.898	15	23.905	103.7	45.903	109.0	16.151	103.7		1:25.959
7	25.242	88.0	45.935	118.5	15.558	103.9		1:26.735	16	23.819	109.0	44.600	119.6	15.320	104.7		1:23.739
8	24.115	98.8	46.722	110.4	16.609	102.5		1:27.446	17	26.181	87.4	52.142	71.6				1:42.057
9	25.383	89.7	49.752	82.6				1:39.223	18								

12 Steve Brooks (T3)									Aston Martin DB3S								
lap	Sect-1	Speed	Sect-2	Speed	Sect-3	Speed	TopSpeed	laptime pit	lap	Sect-1	Speed	Sect-2	Speed	Sect-3	Speed	Topspeed	laptime pit
1	26.464	96.6	48.171	107.2	16.643	93.5		1:31.278	8	25.014	102.7	46.811	107.9	16.304	95.0		1:28.129
2	25.653	100.2	47.531	107.4	16.881	92.6		1:30.065	9	25.301	101.6	47.939	106.0				1:34.833
3	26.285	99.0	47.154	106.2	17.146	92.2		1:30.585	10		98.4	48.479	99.0	17.281	93.6		9:00.869 P
4	25.612	90.0	47.294	105.9	17.118	92.5		1:30.024	11	25.578	86.8	48.050	104.9	17.094	92.7		1:30.722
5	26.557	98.0	47.034	108.1	16.547	97.4		1:30.138	12	25.210	107.4	48.526	106.5	17.122	93.8		1:30.858
6	25.916	93.5	47.293	108.6	16.715	94.3		1:29.924	13	25.431	105.1	47.856	107.7	16.625	95.4		1:29.912
7	25.008	101.2	46.288	109.7	16.649	95.1		1:27.945	14	25.155	103.7	45.982	109.5	16.504	94.0		1:27.641

14 Brown J-Brown C (T4)									Jaguar C-type								
lap	Sect-1	Speed	Sect-2	Speed	Sect-3	Speed	TopSpeed	laptime pit	lap	Sect-1	Speed	Sect-2	Speed	Sect-3	Speed	Topspeed	laptime pit
1	31.066	65.8	55.802	104.7	18.275	90.7		1:45.143	10	26.851	84.8	49.861	107.9	16.541	95.9		1:33.253
2	29.160	76.6	54.075	105.9	18.875	91.1		1:42.110	11	26.604	86.2	49.951	102.2	16.314	96.1		1:32.869
3	29.387	75.4	52.821	106.5	17.982	93.4		1:40.190	12	28.500	77.1	49.683	90.9	16.458	96.6		1:34.641
4	28.790	76.1	55.744	103.0	18.740	90.9		1:43.274	13	26.428	90.9	50.133	104.4	16.431	96.3		1:32.992
5	28.527	80.3	52.790	104.7	17.932	92.5		1:39.249	14	27.269	78.4	51.053	97.3	16.786	96.3		1:35.108
6	28.175	82.3	55.373	92.9	18.599	93.4		1:42.147	15	26.761	87.0	49.598	106.5	16.340	96.3		1:32.699
7	28.003	80.7	53.170	102.2				1:45.777	16	27.478	86.2	50.145	89.4	17.437	96.1		1:35.060
8	Out	66.7	56.222	95.1	17.735	94.3		3:07.221 P	17	26.896	87.2	49.386	87.8				1:41.203
9	28.130	80.5	50.330	106.9	16.722	95.6		1:35.182	18								

16 Christopher Jolly (T3)									Aston Martin DB2								
lap	Sect-1	Speed	Sect-2	Speed	Sect-3	Speed	TopSpeed	laptime pit	lap	Sect-1	Speed	Sect-2	Speed	Sect-3	Speed	Topspeed	laptime pit
1	28.549	91.3	53.488	103.6	17.740	87.8		1:39.777	6	27.206	89.7	49.236	101.6				1:39.509
2	27.130	93.4	50.894	102.3	18.554	89.5		1:36.578	7	Out	87.5	51.013	102.3	17.718	90.9		9:21.649 P
3	27.850	93.0	50.313	103.7	17.418	91.4		1:35.581	8	26.981	91.3	49.070	105.4	17.449	91.7		1:33.500
4	27.129	94.1	49.493	100.8	18.200	90.6		1:34.822	9	26.862	89.7	50.357	98.6	18.154	92.1		1:35.373
5	27.869	92.3	49.250	103.9	17.383	90.9		1:34.502	10	27.054	94.1	49.770	100.2				1:39.969

19 Matthew Holme (T2)									Alfa Romeo 1900 CSS Touring								
lap	Sect-1	Speed	Sect-2	Speed	Sect-3	Speed	TopSpeed	laptime pit	lap	Sect-1	Speed	Sect-2	Speed	Sect-3	Speed	Topspeed	laptime pit
1	30.535	82.1	58.735	81.2				1:56.109	4	28.851	85.5	55.406	88.8	18.311	82.8		1:42.568
2		76.2	57.462	82.1	18.642	83.9		4:24.645 P	5	29.068	85.6	55.689	84.0				1:50.970
3	29.821	83.9	56.099	83.9	18.548	71.7		1:44.468	6								

20 Rudiger Friedrichs (T4)									Jaguar C-type								
lap	Sect-1	Speed	Sect-2	Speed	Sect-3	Speed	TopSpeed	laptime pit	lap	Sect-1	Speed	Sect-2	Speed	Sect-3	Speed	Topspeed	laptime pit
1	27.866	73.9	51.716	113.2	16.374	101.4		1:35.956	11	25.383	88.3	47.479	114.7	16.121	102.6		1:28.983
2	26.142	88.3	47.470	111.8	16.224	102.3		1:29.836	12	25.562	99.9	48.193	113.5	16.161	102.0		1:29.916
3	25.518	91.4	47.391	113.7	15.899	102.8		1:28.808	13	25.279	100.7	46.578	113.9	16.220	101.7		1:28.077
4	25.625	92.6	47.254	108.4	16.187	101.1		1:29.066	14	25.440	104.5	46.811	114.3	15.950	103.1		1:28.201
5	25.884	96.2	47.674	109.8	16.192	102.5		1:29.750	15	25.350	104.0	46.682	114.9	15.808	103.1		1:27.840
6	25.505	98.8	46.629	115.3	16.504	101.9		1:28.638	16	25.601	102.0	47.682	114.1	15.769	102.5		1:29.052
7	25.229	95.1	48.287	115.7	15.759	102.5		1:29.275	17	25.008	103.8	47.079	114.5	16.273	102.3		1:28.360
8	25.985	79.3	47.434	112.6	16.425	102.2		1:29.844	18	25.235	99.6	47.638	115.5	15.682	103.4		1:28.555
9	25.468	98.6	47.773	113.2	16.175	102.5		1:29.416	19	25.255	102.0	46.985	115.3	16.054	100.2		1:28.294
10	25.403	90.4	48.771	110.0	15.910	101.4		1:30.084	20								



Session Start: 09:39:09 - Finish: 10:09:09

Weather/Track Conditions: Bright / Dry

Circuit: Donington Park National

Track Length: 3.185 Km - 1.9791 miles



# Donington Historic Festival - 30 Apr - 2 May 2016

## RAC Woodcote Trophy for pre-56 Sportscars

### Qualifying for Race 9 - Sector Analysis

22 Karsten Le Blanc (T3A)									Austin-Healey 100S										
lap	Sect-1	Speed	Sect-2	Speed	Sect-3	Speed	TopSpeed	laptime	pit	lap	Sect-1	Speed	Sect-2	Speed	Sect-3	Speed	Topspeed	laptime	pit
1	28.115	84.0	49.320	107.0	17.212	92.2		1:34.647		9	28.022	80.9	50.255	103.6	16.907	92.7		1:35.184	
2	27.010	90.0	47.856	107.2	16.602	93.3		1:31.468		10	26.901	87.4	52.273	91.9	16.991	92.9		1:36.165	
3	27.285	88.1	47.848	106.9	16.663	93.5		1:31.796		11	25.598	97.7	47.907	107.9	16.579	93.1		1:30.084	
4	26.251	91.6	49.824	104.7	18.163	86.5		1:34.238		12	26.751	84.6	47.556	107.0	16.217	92.7		1:30.524	
5	26.774	95.1	47.581	108.6	16.537	95.2		1:30.892		13	25.524	98.4	46.979	107.2	16.161	93.1		1:28.664	
6	25.930	82.0	52.574	91.2	17.672	93.8		1:36.176		14	25.373	95.5	47.101	107.6	16.301	92.7		1:28.775	
7	25.936	92.9	49.795	98.6				1:38.300		15	26.118	86.5	52.612	87.8				1:40.523	
8	Out	67.0	55.512	89.2	18.465	91.5		4:25.146	P	16									

23 Wood B-Wood T (T4)									RGS Atalanta										
lap	Sect-1	Speed	Sect-2	Speed	Sect-3	Speed	TopSpeed	laptime	pit	lap	Sect-1	Speed	Sect-2	Speed	Sect-3	Speed	Topspeed	laptime	pit
1	27.303	85.1	49.243	100.8	17.077	98.7		1:33.623		9		88.0	49.832	102.0	17.033	98.9		2:31.381	P
2	26.705	87.6	48.430	103.6	16.627	98.2		1:31.762		10	25.729	81.6	49.328	88.9				1:36.731	
3	27.017	86.2	48.216	92.5	17.268	97.9		1:32.501		11		87.6	50.922	89.7	In			2:45.706	P
4	26.568	84.5	49.708	88.1	17.971	96.5		1:34.247		12		80.2	49.909	93.4	In			2:30.620	P
5	26.577	91.0	48.017	101.7	17.115	96.6		1:31.709		13		82.0	50.242	93.1	17.672	83.5		3:07.879	P
6	26.902	76.8	48.194	101.4	17.226	92.0		1:32.322		14	26.737	87.1	48.293	97.4	17.454	84.1		1:32.484	
7	26.846	86.1	47.951	107.0	16.723	95.5		1:31.520		15	26.469	96.6	48.575	94.6				1:37.910	
8	26.277	84.3	47.539	97.2				1:36.762		16									

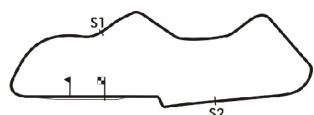
25 Nick Ruddell (T3)									Aston Martin DB2/4 MkI										
lap	Sect-1	Speed	Sect-2	Speed	Sect-3	Speed	TopSpeed	laptime	pit	lap	Sect-1	Speed	Sect-2	Speed	Sect-3	Speed	Topspeed	laptime	pit
1	28.980	86.8	51.944	101.9	18.729	87.6		1:39.653		2	27.712	79.3	51.733	104.7	17.214	91.2		1:36.659	

27 Martyn Corfield (T2)									Frazer Nash Le Mans Replica MkII										
lap	Sect-1	Speed	Sect-2	Speed	Sect-3	Speed	TopSpeed	laptime	pit	lap	Sect-1	Speed	Sect-2	Speed	Sect-3	Speed	Topspeed	laptime	pit
1	8:14.493	86.1	52.426	93.5	17.886	84.3		9:24.805		7	27.063	90.9	50.451	96.9	18.088	84.9		1:35.602	
2	27.676	90.1	51.362	95.6	16.983	85.4		1:36.021		8	27.257	92.0	50.240	96.1	17.400	85.8		1:34.897	
3	28.433	87.0	51.707	94.0	17.309	87.2		1:37.449		9	27.192	91.8	53.115	95.0	17.797	83.7		1:38.104	
4	27.697	90.0	51.283	92.7	17.152	85.7		1:36.132		10	27.658	91.6	51.625	90.9				1:42.687	
5	27.370	89.0	50.786	95.5	17.061	86.8		1:35.217		11		93.0	51.874	94.4	18.641	61.7		4:30.421	P
6	27.258	91.8	50.289	96.3	17.017	85.7		1:34.564		12									

28 Abecassis-Woolmer (T3A)									Austin-Healey 100/4										
lap	Sect-1	Speed	Sect-2	Speed	Sect-3	Speed	TopSpeed	laptime	pit	lap	Sect-1	Speed	Sect-2	Speed	Sect-3	Speed	Topspeed	laptime	pit
1	26.333	95.9	50.055	102.6	16.115	88.5		1:32.503		3	26.395	97.4	48.833	104.7	16.317	88.4		1:31.545	
2	26.761	79.8	50.838	102.0	16.105	90.0		1:33.704		4	26.037	95.0	48.121	104.7	16.276	90.1		1:30.434	

30 Woodbridge-Rowley (T4)									Jaguar XK120										
lap	Sect-1	Speed	Sect-2	Speed	Sect-3	Speed	TopSpeed	laptime	pit	lap	Sect-1	Speed	Sect-2	Speed	Sect-3	Speed	Topspeed	laptime	pit
1	30.734	71.0	57.803	88.6	20.967	85.3		1:49.504		8		70.6	57.310	96.9	19.442	80.4		4:46.734	P
2	31.075	71.8	56.364	86.8	19.309	88.9		1:46.748		9	29.209	75.0	55.234	94.6	18.959	82.1		1:43.402	
3	31.350	75.0	1:00.830	92.4	18.755	89.4		1:50.935		10	28.610	79.6	53.675	95.6	18.285	83.9		1:40.570	
4	30.759	73.5	56.445	98.9	19.561	82.2		1:46.765		11	28.095	82.7	52.997	96.9	18.376	84.1		1:39.468	
5	29.730	72.1	54.175	93.5	19.166	84.2		1:43.071		12	27.889	85.0	51.935	98.7	17.824	85.1		1:37.648	
6	33.843	69.2	58.591	81.4	19.390	86.1		1:51.824		13	28.117	84.8	51.901	98.6	17.730	84.8		1:37.748	
7	30.526	69.9	58.632	83.0				1:57.051		14	27.647	86.6	51.401	98.2	17.973	85.1		1:37.021	

31 Paul Griffin (T1)									Connaught ALSR										
lap	Sect-1	Speed	Sect-2	Speed	Sect-3	Speed	TopSpeed	laptime	pit	lap	Sect-1	Speed	Sect-2	Speed	Sect-3	Speed	Topspeed	laptime	pit
1	31.081	72.9	56.635	88.5	18.379	81.3		1:46.095		8	28.288	83.1	52.232	89.7				1:42.290	
2	31.093	76.8	56.028	91.7	17.918	82.4		1:45.039		9		84.7	55.686	93.3	17.445	82.7		2:41.572	P
3	28.535	79.2	53.818	91.5	19.019	81.0		1:41.372		10	28.003	85.4	50.980	93.3	17.057	83.2		1:36.040	
4	28.392	86.5	55.125	88.6	21.792	70.1		1:45.309		11	27.375	92.3	50.500	93.6	17.109	82.9		1:34.984	
5	28.735	86.7	51.707	92.7	17.171	83.5		1:37.613		12	27.425	91.9	50.516	93.6	17.063	83.9		1:35.004	
6	27.777	89.7	51.645	93.3	17.831	84.5		1:37.253		13	27.564	92.0	50.630	93.3	16.779	84.7		1:34.973	
7	27.444	89.1	50.795	92.2	18.610	81.2		1:36.849		14	27.877	86.0	53.094	77.8				1:48.045	



**Session Start: 09:39:09 - Finish: 10:09:09**  
**Weather/Track Conditions: Bright / Dry**  
**Circuit: Donington Park National**  
**Track Length: 3.185 Km - 1.9791 miles**

# Donington Historic Festival - 30 Apr - 2 May 2016

## RAC Woodcote Trophy for pre-56 Sportscars

### Qualifying for Race 9 - Sector Analysis

34 Midgley-Woodgate (T3)									Aston Martin DB3								
lap	Sect-1	Speed	Sect-2	Speed	Sect-3	Speed	TopSpeed	laptime pit	lap	Sect-1	Speed	Sect-2	Speed	Sect-3	Speed	Topspeed	laptime pit
1	28.950	75.7	49.795	110.7	16.539	94.4		1:35.284	8	Out	85.6	48.578	109.0	16.337	95.9		2:50.511 P
2	25.660	91.8	48.061	110.6	16.435	97.0		1:30.156	9	25.372	98.0	47.715	109.0	16.677	98.0		1:29.764
3	25.648	93.8	47.685	110.7	16.898	94.4		1:30.231	10	26.263	87.6	47.532	109.7	16.484	92.7		1:30.279
4	25.667	89.5	47.194	110.9	16.134	96.7		1:28.995	11	25.492	92.9	50.945	109.5	16.670	96.9		1:33.107
5	26.926	90.0	48.017	108.4	17.096	94.7		1:32.039	12	25.311	94.4	46.313	111.7	15.683	97.3		1:27.307
6	25.598	90.0	48.311	110.7	16.427	96.7		1:30.336	13	25.479	93.4	46.212	110.6	16.099	97.3		1:27.790
7	26.395	88.9	49.265	102.5				1:37.869	14	25.436	91.3	48.409	86.7				1:37.380

36 Nigel Batchelor (T3)									Aston Martin DB2/4								
lap	Sect-1	Speed	Sect-2	Speed	Sect-3	Speed	TopSpeed	laptime pit	lap	Sect-1	Speed	Sect-2	Speed	Sect-3	Speed	Topspeed	laptime pit
1	28.108	85.1	52.102	100.9	19.356	83.5		1:39.566	9	27.817	76.6	54.382	94.7	17.564	88.2		1:39.763
2	27.676	85.5	51.590	100.3	17.561	88.4		1:36.827	10	27.255	89.5	50.842	100.3	17.438	89.2		1:35.535
3	28.474	82.9	51.946	99.6	18.246	89.1		1:38.666	11	27.456	84.7	50.499	101.9	17.199	87.8		1:35.154
4	27.837	86.8	51.898	96.9	17.850	89.7		1:37.585	12	27.676	87.4	51.087	97.0	17.421	88.8		1:36.184
5	27.369	86.1	51.719	101.3	17.130	89.4		1:36.218	13	27.537	86.8	51.190	93.3	21.230	71.6		1:39.957
6	30.806	80.4	53.269	99.6	17.660	88.2		1:41.735	14	33.066	70.2	1:01.734	85.3	19.346	85.9		1:54.146
7	27.691	84.6	51.149	100.2	17.929	87.7		1:36.769	15	28.241	85.4	56.356	83.0				1:49.978
8	27.077	86.5	52.204	100.2	17.363	88.2		1:36.644	16								

39 Evans S-Evans G (T1)									MG Le Mans TC Special								
lap	Sect-1	Speed	Sect-2	Speed	Sect-3	Speed	TopSpeed	laptime pit	lap	Sect-1	Speed	Sect-2	Speed	Sect-3	Speed	Topspeed	laptime pit
1	32.054	75.1	1:01.826	84.3	19.423	75.9		1:53.303	4	Out	84.3	58.857	84.3	19.315	76.3		2:57.619 P
2	30.758	76.8	1:00.035	85.7	19.322	76.3		1:50.115	5	31.338	81.1	57.223	85.4	19.219	76.3		1:47.780
3	31.722	76.2	58.580	84.4				1:52.732	6								

42 Ward S-Ward J (T4)									Jaguar XK120 Ecurie Ecosse								
lap	Sect-1	Speed	Sect-2	Speed	Sect-3	Speed	TopSpeed	laptime pit	lap	Sect-1	Speed	Sect-2	Speed	Sect-3	Speed	Topspeed	laptime pit
1	29.848	67.5	55.950	103.1	18.265	85.2		1:44.063	9	30.489	69.6	57.250	92.7	19.696	85.7		1:47.435
2	29.420	69.1	54.949	99.6	17.769	89.9		1:42.138	10	30.613	71.0	56.388	98.0	19.204	82.8		1:46.205
3	28.313	77.1	54.055	102.6	17.843	91.7		1:40.211	11	30.499	70.1	56.441	99.0	19.099	87.1		1:46.039
4	28.382	79.2	52.258	99.5	17.760	91.2		1:38.400	12	30.269	60.8	58.583	93.9	20.092	85.7		1:48.944
5	27.547	80.2	52.335	92.5	17.828	92.9		1:37.710	13	30.800	70.1	55.706	98.6	19.385	87.6		1:45.891
6	27.389	82.7	51.983	106.7	17.363	90.0		1:36.735	14	30.172	69.7	57.618	97.7	19.312	88.5		1:47.102
7	27.796	81.6	51.350	104.9				1:41.496	15	30.928	69.1	58.319	92.4	19.357	87.0		1:48.604
8	Out	65.5	1:02.965	86.4	19.951	86.8		3:33.842 P	16	30.057	74.0	56.837	91.4	19.554	81.1		1:46.448

44 Thorne-Bennett-Baggs (T3A)									Austin-Healey 100M								
lap	Sect-1	Speed	Sect-2	Speed	Sect-3	Speed	TopSpeed	laptime pit	lap	Sect-1	Speed	Sect-2	Speed	Sect-3	Speed	Topspeed	laptime pit
1	27.258	76.1	51.714	105.0	16.932	90.4		1:35.904	10	27.661	85.8	50.761	103.9	17.060	92.0		1:35.482
2	26.025	94.1	48.107	105.7	16.984	89.8		1:31.116	11	27.257	84.6	51.036	106.2	18.186	90.6		1:36.479
3	25.926	99.3	47.511	105.0	16.617	92.2		1:30.054	12	27.538	82.7	50.375	105.4	17.066	93.3		1:34.979
4	25.708	94.8	47.578	106.2	16.282	93.0		1:29.568	13	27.080	79.0	51.199	101.9	17.362	93.5		1:35.641
5	25.815	92.3	48.683	105.4	16.096	89.1		1:30.594	14	26.985	80.8	50.453	106.2	16.915	93.1		1:34.353
6	25.799	99.0	47.652	107.4	16.116	93.5		1:29.567	15	26.846	85.4	49.404	105.7	16.800	92.9		1:33.050
7	25.923	100.4	49.383	103.4				1:36.546	16	27.102	78.1	51.187	106.0	16.831	92.6		1:35.120
8	Out	78.4	53.897	97.6	17.737	92.4		3:26.334 P	17	26.679	86.2	51.090	105.4	16.858	90.4		1:34.627
9	26.987	86.2	51.120	102.6	17.539	91.5		1:35.646	18								

56 Nils-Fredrik Nyblæus (T3A)									Austin-Healey 100M								
lap	Sect-1	Speed	Sect-2	Speed	Sect-3	Speed	TopSpeed	laptime pit	lap	Sect-1	Speed	Sect-2	Speed	Sect-3	Speed	Topspeed	laptime pit
1	27.544	86.2	51.795	99.9	17.241	83.1		1:36.580	8	26.855	93.3	49.516	99.8	17.192	87.0		1:33.563
2	27.343	94.2	1:15.688	93.3	17.787	85.2		2:00.818	9	27.389	95.0	49.720	100.5	17.041	88.9		1:34.150
3	27.261	95.2	50.464	100.8	17.058	85.9		1:34.783	10	26.753	93.7	50.167	97.4	17.514	88.5		1:34.434
4	27.191	94.8	50.728	100.2	17.452	86.9		1:35.371	11	26.843	96.5	49.972	99.8	17.417	87.2		1:34.232
5	27.285	93.2	50.488	100.6	17.118	86.3		1:34.891	12	27.777	86.3	51.396	93.1	17.607	88.4		1:36.780
6	27.188	98.1	50.068	100.9	17.478	86.2		1:34.734	13	26.723	96.2	51.715	101.3				1:39.167
7	27.187	89.6	50.124	100.5	16.772	89.1		1:34.083	14								



Session Start: 09:39:09 - Finish: 10:09:09

Weather/Track Conditions: Bright / Dry

Circuit: Donington Park National

Track Length: 3.185 Km - 1.9791 miles

# Donington Historic Festival - 30 Apr - 2 May 2016

## RAC Woodcote Trophy for pre-56 Sportscars

### Qualifying for Race 9 - Sector Analysis

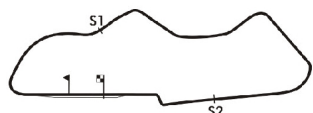
59 Roger Whiteside (T2)									Morgan Plus 4								
lap	Sect-1	Speed	Sect-2	Speed	Sect-3	Speed	TopSpeed	laptime pit	lap	Sect-1	Speed	Sect-2	Speed	Sect-3	Speed	Topspeed	laptime pit
1	32.282	74.7	59.239	91.7	20.125	78.7		1:51.646	9	29.177	78.7	54.928	95.8	18.843	81.3		1:42.948
2	31.908	78.4	56.604	95.6	19.625	77.8		1:48.137	10	29.676	78.9	59.594	88.5	19.145	81.8		1:48.415
3	30.760	79.8	57.407	<u>97.2</u>	19.551	79.9		1:47.718	11	29.984	77.0	56.303	95.2	18.574	82.6		1:44.861
4	30.280	78.1	57.287	96.2	19.260	80.1		1:46.827	12	28.862	76.7	53.545	97.0	18.329	83.1		1:40.736
5	30.288	77.8	55.822	96.1	19.089	81.7		1:45.199	13	28.413	79.4	54.844	95.6	18.632	82.7		1:41.889
6	30.648	78.3	57.245	95.9	19.367	79.0		1:47.260	14	28.623	<u>85.1</u>	53.795	95.4	18.563	83.7		1:40.981
7	29.822	81.0	55.474	95.8	19.104	80.4		1:44.400	15	28.790	81.8	54.291	96.7	18.444	84.0		1:41.525
8	29.871	79.6	55.440	96.1	19.232	82.2		1:44.543	16	29.900	82.8	55.518	95.5	18.338	<u>84.2</u>		1:43.756

67 Grandidier-Wilhelm (T3)									Aston Martin DB2/4								
lap	Sect-1	Speed	Sect-2	Speed	Sect-3	Speed	TopSpeed	laptime pit	lap	Sect-1	Speed	Sect-2	Speed	Sect-3	Speed	Topspeed	laptime pit
1	29.231	79.8	53.790	96.2	18.048	85.7		1:41.069	9	29.397	76.8	52.779	100.2	17.755	85.9		1:39.931
2	28.324	82.8	53.358	96.2	18.253	85.8		1:39.935	10	28.070	81.6	52.407	100.3	17.524	85.8		1:38.001
3	29.308	75.1	54.498	90.1	18.375	87.0		1:42.181	11	28.116	85.6	51.523	99.9	17.742	84.6		1:37.381
4	28.272	83.2	52.359	98.2	18.187	<u>87.3</u>		1:38.818	12	28.128	87.0	52.809	98.6	17.719	85.3		1:38.656
5	28.503	86.6	54.470	92.2	18.196	86.2		1:41.169	13	27.509	<u>90.8</u>	51.489	99.8	17.481	86.2		1:36.479
6	28.398	85.1	51.628	99.3	18.454	85.4		1:38.480	14	27.546	86.3	50.976	<u>100.5</u>	17.494	86.2		1:36.016
7	28.860	79.7	53.582	88.8				1:47.691	15	27.401	87.0	51.247	99.8	18.230	85.0		1:36.878
8	Out	65.8	56.690	93.8	18.964	85.0		4:25.033 P	16								

71 Montgomery I -Montgomery B (T3A)									Morgan Plus 4								
lap	Sect-1	Speed	Sect-2	Speed	Sect-3	Speed	TopSpeed	laptime pit	lap	Sect-1	Speed	Sect-2	Speed	Sect-3	Speed	Topspeed	laptime pit
1	27.610	93.3	50.531	93.0	17.963	84.2		1:36.104	7	28.618	86.4	53.461	92.7	18.414	84.2		1:40.493
2	<u>26.761</u>	92.8	49.817	94.3	17.033	83.6		1:33.611	8	28.796	89.1	52.632	95.9	17.836	83.9		1:39.264
3	27.008	<u>98.1</u>	49.544	<u>96.7</u>	16.719	81.4		1:33.271	9	27.839	89.5	55.160	94.3	18.276	82.9		1:41.275
4	27.144	95.8	50.568	93.6				1:39.586	10	28.992	88.0	52.844	91.1	17.814	84.7		1:39.650
5	Out	79.1	55.454	94.7	18.408	85.6		2:59.793 P	11	27.927	89.6	53.389	95.9	18.281	82.6		1:39.597
6	28.415	85.3	54.070	95.1	17.768	85.0		1:40.253	12	28.168	88.8	53.393	94.8	18.944	82.3		1:40.505

77 Adrian Van Der Kroft (T2)									Cooper T20/23								
lap	Sect-1	Speed	Sect-2	Speed	Sect-3	Speed	TopSpeed	laptime pit	lap	Sect-1	Speed	Sect-2	Speed	Sect-3	Speed	Topspeed	laptime pit
1	28.684	87.0	51.980	97.0	17.375	85.6		1:38.039	9	27.027	93.8	49.450	99.3	16.576	86.5		1:33.053
2	28.463	87.4	50.885	97.4	17.437	84.5		1:36.785	10	26.537	95.5	48.928	<u>100.3</u>	18.166	85.3		1:33.631
3	27.631	90.4	50.127	96.6	17.126	85.3		1:34.884	11	26.579	98.1	49.113	99.3	16.554	88.4		1:32.246
4	27.023	90.9	50.365	98.9	17.182	87.7		1:34.570	12	26.578	98.3	48.905	99.3	16.619	89.4		1:32.102
5	27.323	90.4	49.962	98.4	17.341	84.4		1:34.626	13	26.604	96.6	49.971	98.4	16.443	<u>90.7</u>		1:33.018
6	27.177	91.4	50.001	99.6	16.405	85.1		1:33.583	14	26.212	<u>99.9</u>	49.195	99.2	16.426	88.6		1:31.833
7	27.649	92.9	49.506	98.9	16.673	86.8		1:33.828	15	26.421	97.3	49.489	93.8				1:40.695
8	26.823	93.7	49.658	100.2	17.015	88.4		1:33.496	16								

154 Ziller-Arif (T2)									Triumph TR2								
lap	Sect-1	Speed	Sect-2	Speed	Sect-3	Speed	TopSpeed	laptime pit	lap	Sect-1	Speed	Sect-2	Speed	Sect-3	Speed	Topspeed	laptime pit
1	30.093	78.4	55.705	<u>91.1</u>	19.374	76.3		1:45.172	7	30.263	87.2	54.736	87.1	19.741	71.2		1:44.740
2	29.786	79.4	56.394	85.4	19.477	73.6		1:45.657	8	30.435	81.9	55.638	87.6	19.299	73.3		1:45.372
3	30.477	79.3	56.262	85.0	20.606	72.3		1:47.345	9	31.365	86.7	54.924	84.3	18.282	81.1		1:44.571
4	30.542	78.9	1:00.378	72.2				1:56.990	10	29.472	<u>89.5</u>	54.534	87.8	18.015	<u>81.8</u>		1:42.021
5	Out	77.6	56.644	86.1	18.772	79.7		3:17.026 P	11	30.141	69.5	58.367	87.7				1:50.142
6	29.486	84.2	56.753	86.8	20.153	72.2		1:46.392	12								



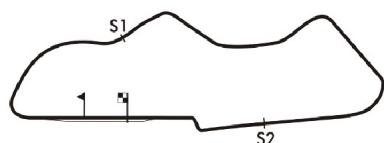
**Session Start: 09:39:09 - Finish: 10:09:09**  
**Weather/Track Conditions: Bright / Dry**  
**Circuit: Donington Park National**  
**Track Length: 3.185 Km - 1.9791 miles**

# Donington Historic Festival - 30 Apr - 2 May 2016

## RAC Woodcote Trophy for pre-56 Sportscars

### Qualifying for Race 9 - Best Sector Times

POS	NO	DRIVER/S	Sector 1			Sector 2			Sector 3			IDEAL LAP	BEST LAP	On
			TIME	LAP	POS	TIME	LAP	POS	TIME	LAP	POS			
1	8	Gary Pearson	23.581	5	2	44.398	4	1	14.872	3	1	1:22.851	<b>1:23.474</b>	<b>9</b>
2	11	Wakeman-Blakeney-Edwards	23.477	11	1	44.600	16	2	15.038	13	2	1:23.115	<b>1:23.739</b>	<b>16</b>
3	10	Paul-Bourne	24.554	7	3	45.533	10	3	15.217	13	3	1:25.304	<b>1:26.031</b>	<b>4</b>
4	6	Ure-Wigley	24.561	6	4	46.137	7	5	15.706	11	7	1:26.404	<b>1:27.079</b>	<b>7</b>
5	9	Benjamin Eastick	24.788	12	5	46.207	6	6	15.694	15	6	1:26.689	<b>1:27.262</b>	<b>6</b>
6	34	Midgley-Woodgate	25.311	12	9	46.212	13	7	15.683	12	5	1:27.206	<b>1:27.307</b>	<b>12</b>
7	12	Steve Brooks	25.008	7	6	45.982	14	4	16.304	8	12	1:27.294	<b>1:27.641</b>	<b>14</b>
8	20	Rudiger Friedrichs	25.008	17	7	46.578	13	8	15.682	18	4	1:27.268	<b>1:27.840</b>	<b>15</b>
9	7	Hood-Young	25.273	13	8	46.794	12	9	15.755	14	8	1:27.822	<b>1:28.656</b>	<b>14</b>
10	22	Karsten Le Blanc	25.373	14	10	46.979	13	10	16.161	13	11	1:28.513	<b>1:28.664</b>	<b>13</b>
11	44	Thorne-Bennett-Baggs	25.708	4	11	47.511	3	11	16.096	5	9	1:29.315	<b>1:29.567</b>	<b>6</b>
12	28	Abecassis-Woolmer	25.880	5	13	48.121	4	13	16.105	2	10	1:30.106	<b>1:30.434</b>	<b>4</b>
13	23	Wood B-Wood T	25.729	10	12	47.539	8	12	16.627	2	15	1:29.895	<b>1:31.520</b>	<b>7</b>
14	77	Adrian Van Der Kroft	26.212	14	14	48.905	12	14	16.405	6	14	1:31.522	<b>1:31.833</b>	<b>14</b>
15	14	Brown J-Brown C	26.428	13	15	49.386	17	16	16.314	11	13	1:32.128	<b>1:32.699</b>	<b>15</b>
16	71	Montgomery I-Montgomery B	26.761	2	17	49.544	3	18	16.719	3	16	1:33.024	<b>1:33.271</b>	<b>3</b>
17	16	Christopher Jolly	26.862	9	18	49.070	8	15	17.383	5	23	1:33.315	<b>1:33.500</b>	<b>8</b>
18	56	Nils-Fredrik Nyblæus	26.723	13	16	49.516	8	17	16.772	7	17	1:33.011	<b>1:33.563</b>	<b>8</b>
19	27	Martyn Corfield	27.063	7	19	50.240	8	19	16.983	2	19	1:34.286	<b>1:34.564</b>	<b>6</b>
20	31	Paul Griffin	27.375	11	21	50.500	11	21	16.779	13	18	1:34.654	<b>1:34.973</b>	<b>13</b>
21	36	Nigel Batchelor	27.077	8	20	50.499	11	20	17.130	5	20	1:34.706	<b>1:35.154</b>	<b>11</b>
22	67	Grandidier-Wilhelm	27.401	15	23	50.976	14	22	17.481	13	24	1:35.858	<b>1:36.016</b>	<b>14</b>
23	25	Nick Ruddell	27.545	3	24	51.337	3	23	17.214	2	21	1:36.096	<b>1:36.659</b>	<b>2</b>
24	42	Ward S-Ward J	27.389	6	22	51.350	7	24	17.363	6	22	1:36.102	<b>1:36.735</b>	<b>6</b>
25	30	Woodbridge-Rowley	27.647	14	25	51.401	14	25	17.730	13	25	1:36.778	<b>1:37.021</b>	<b>14</b>
26	59	Roger Whiteside	28.413	13	26	53.545	12	26	18.329	12	28	1:40.287	<b>1:40.736</b>	<b>12</b>
27	154	Ziller-Arif	29.472	10	28	54.534	10	27	18.015	10	26	1:42.021	<b>1:42.021</b>	<b>10</b>
28	19	Matthew Holme	28.851	4	27	55.406	4	28	18.311	4	27	1:42.568	<b>1:42.568</b>	<b>4</b>
29	39	Evans S-Evans G	30.758	2	29	57.223	5	29	19.219	5	29	1:47.200	<b>1:47.780</b>	<b>5</b>



**Session Start: 09:39:09 - Finish: 10:09:09**

**Weather/Track Conditions: Bright / Dry**

**Circuit: Donington Park National**

**Track Length: 3.185 Km - 1.9791 miles**

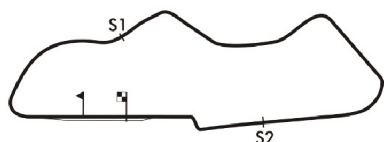


# Donington Historic Festival - 30 Apr - 2 May 2016

## RAC Woodcote Trophy for pre-56 Sportscars

### Qualifying for Race 9 - Best Sector Speeds

	NO	SECTOR 1	MPH	NO	SECTOR 2	MPH	NO	SECTOR 3	MPH
1	11	Wakeman-Blakeney-Edwar	109.0	8	Gary Pearson	122.6	8	Gary Pearson	109.5
2	12	Steve Brooks	107.4	11	Wakeman-Blakeney-Edward	122.0	11	Wakeman-Blakeney-Edward	106.7
3	6	Ure-Wigley	106.8	9	Benjamin Eastick	121.8	9	Benjamin Eastick	105.2
4	8	Gary Pearson	104.8	20	Rudiger Friedrichs	115.7	20	Rudiger Friedrichs	103.4
5	20	Rudiger Friedrichs	104.5	10	Paul-Bourne	113.2	6	Ure-Wigley	99.6
6	28	Abecassis-Woolmer	104.0	34	Midgley-Woodgate	111.7	23	Wood B-Wood T	98.9
7	9	Benjamin Eastick	101.0	6	Ure-Wigley	111.1	10	Paul-Bourne	98.0
8	10	Paul-Bourne	100.9	12	Steve Brooks	109.7	34	Midgley-Woodgate	98.0
9	44	Thorne-Bennett-Baggs	100.4	7	Hood-Young	108.6	12	Steve Brooks	97.4
10	77	Adrian Van Der Kroft	99.9	22	Karsten Le Blanc	108.6	14	Brown J-Brown C	96.6
11	22	Karsten Le Blanc	98.4	14	Brown J-Brown C	107.9	22	Karsten Le Blanc	95.2
12	56	Nils-Fredrik Nyblæus	98.1	44	Thorne-Bennett-Baggs	107.4	44	Thorne-Bennett-Baggs	93.5
13	71	Montgomery I-Montgomery	98.1	23	Wood B-Wood T	107.0	42	Ward S-Ward J	92.9
14	34	Midgley-Woodgate	98.0	42	Ward S-Ward J	106.7	7	Hood-Young	92.5
15	7	Hood-Young	96.7	16	Christopher Jolly	105.4	16	Christopher Jolly	92.1
16	23	Wood B-Wood T	96.6	25	Nick Ruddell	104.7	25	Nick Ruddell	91.2
17	16	Christopher Jolly	94.1	28	Abecassis-Woolmer	104.7	77	Adrian Van Der Kroft	90.7
18	27	Martyn Corfield	93.0	36	Nigel Batchelor	101.9	28	Abecassis-Woolmer	90.1
19	31	Paul Griffin	92.3	56	Nils-Fredrik Nyblæus	101.3	36	Nigel Batchelor	89.7
20	14	Brown J-Brown C	90.9	67	Grandidier-Wilhelm	100.5	30	Woodbridge-Rowley	89.4
21	67	Grandidier-Wilhelm	90.8	77	Adrian Van Der Kroft	100.3	56	Nils-Fredrik Nyblæus	89.1
22	36	Nigel Batchelor	89.5	30	Woodbridge-Rowley	98.9	67	Grandidier-Wilhelm	87.3
23	154	Ziller-Arif	89.5	59	Roger Whiteside	97.2	27	Martyn Corfield	87.2
24	25	Nick Ruddell	86.8	27	Martyn Corfield	96.9	71	Montgomery I-Montgomery	85.8
25	30	Woodbridge-Rowley	86.6	71	Montgomery I-Montgomery	96.7	31	Paul Griffin	84.7
26	19	Matthew Holme	85.6	31	Paul Griffin	93.6	59	Roger Whiteside	84.2
27	59	Roger Whiteside	85.1	154	Ziller-Arif	91.1	19	Matthew Holme	83.9
28	39	Evans S-Evans G	84.3	19	Matthew Holme	88.8	154	Ziller-Arif	81.8
29	42	Ward S-Ward J	82.7	39	Evans S-Evans G	85.7	39	Evans S-Evans G	76.3
30	38	Urs Müller	0.0	38	Urs Müller	0.0	38	Urs Müller	0.0



**Session Start: 09:39:09 - Finish: 10:09:09**  
**Weather/Track Conditions: Bright / Dry**  
**Circuit: Donington Park National**  
**Track Length: 3.185 Km - 1.9791 miles**

# Donington Historic Festival - 30 Apr - 2 May 2016

## RAC Woodcote Trophy for pre-56 Sportscars

### Race 9 - Starting Grid

Sheet No:

Start Time : 16:05 - Heat Duration : 1 Hour

15	29	<b>39</b>	Evans S-Evans G	█		
14	27	<b>154</b>	Ziller-Arif	28	<b>19</b>	Matthew Holme
13	25	<b>30</b>	Woodbridge-Rowley	26	<b>59</b>	Roger Whiteside
12	23	<b>25</b>	Nick Ruddell	24	<b>42</b>	Ward S-Ward J
11	21	<b>36</b>	Nigel Batchelor	22	<b>67</b>	Grandidier-Wilhelm
10	19	<b>27</b>	Martyn Corfield	20	<b>31</b>	Paul Griffin
9	17	<b>16</b>	Christopher Jolly	18	<b>56</b>	Nils-Fredrik Nyblæus
8	15	<b>14</b>	Brown J-Brown C	16	<b>71</b>	Montgomery I-Montgomery B
7	13	<b>23</b>	Wood B-Wood T	14	<b>77</b>	Adrian Van Der Kroft
6	11	<b>44</b>	Thorne-Bennett-Baggs	12	<b>28</b>	Abecassis-Woolmer
5	9	<b>7</b>	Hood-Young	10	<b>22</b>	Karsten Le Blanc
4	7	<b>12</b>	Steve Brooks	8	<b>20</b>	Rudiger Friedrichs
3	5	<b>9</b>	Benjamin Eastick	6	<b>34</b>	Midgley-Woodgate
2	3	<b>10</b>	Paul-Bourne	4	<b>6</b>	Ure-Wigley
1	1	<b>8</b>	Gary Pearson	2	<b>11</b>	Wakeman-Blakeney-Edwards

ROW Pole Right

These results are provisional until the conclusion of any judicial and technical matters.

*Circuit: Donington Park National  
Track Length: 3.185 Km - 1.9791 miles*

Clerk of the Course:  <div style="text-align: right;">Julian Floyd</div>	Timekeeper:  <div style="text-align: right;">Nick Palmer</div>	Posted at:
--------------------------------------------------------------------------------	----------------------------------------------------------------------	------------

# Donington Historic Festival - 30 Apr - 2 May 2016

## RAC Woodcote Trophy for pre-56 Sportscars

### Race 9 - Classification

Sheet No:

POS	NO	DRIVER/S	CLASS	CLASS POS	CAR MAKE / MODEL	TIME	LAPS	GAP	DIFF	MPH	BEST	ON
1	8	Gary Pearson	T4A	1	Jaguar D-type	1:00:38.05	42	-- 42 laps		82.25	1:22.560	35
2	11	Wakeman-Blakeney-Edwards	T4A	2	Cooper-Jaguar T38	1:00:40.86	42	2.807	2.807	82.18	1:22.602	34
3	10	Paul-Bourne	T3A	1	Lotus Mk X	1:01:16.52	41	-- 41 laps	1:58.492	79.45	1:24.730	34
4	6	Ure-Wigley	T2	1	Cooper-Bristol T24/25	1:01:20.82	41	4.298	4.298	79.36	1:25.303	34
5	20	Rudiger Friedrichs	T4	1	Jaguar C-type	1:01:06.35	40	-- 40 laps	1:12.055	77.73	1:28.349	25
6	34	Midgley-Woodgate	T3	1	Aston Martin DB3	1:01:51.02	40	44.674	44.674	76.79	1:28.000	35
7	77	Adrian Van Der Kroft	T2	2	Cooper T20/23	1:00:49.41	38	-- 38 laps	2:01.245	74.19	1:31.748	32
8	16	Christopher Jolly	T3	2	Aston Martin DB2	1:01:00.12	38	10.709	10.709	73.97	1:31.556	38
9	56	Nils-Fredrik Nyblæus	T3A	2	Austin-Healey 100M	1:01:01.77	38	12.354	1.645	73.93	1:31.382	35
10	27	Martyn Corfield	T2	3	Frazer Nash Le Mans	1:01:50.12	38	1:00.705	48.351	72.97	1:33.209	34
11	36	Nigel Batchelor	T3	3	Aston Martin DB2/4	1:01:17.69	37	-- 37 laps	1:02.038	71.68	1:34.932	27
12	31	Paul Griffin	T1	1	Connaught ALSR	1:01:50.38	37	32.689	32.689	71.04	1:35.063	29
13	7	Hood-Young	T3A	3	Austin-Healey 100S	1:01:21.53	36	-- 36 laps	1:09.267	69.67	1:28.201	30
14	67	Grandier-Wilhelm	T3	4	Aston Martin DB2/4	1:01:32.90	36	11.369	11.369	69.45	1:36.467	30
15	30	Woodbridge-Rowley	T4	2	Jaguar XK120	1:01:46.48	36	24.949	13.580	69.20	1:34.897	34
16	154	Ziller-Arif	T2	4	Triumph TR2	1:01:48.02	36	26.485	1.536	69.16	1:34.824	35
17	44	Thorne-Bennett-Baggs	T3A	4	Austin-Healey 100M	55:58.185	35	-- 35 laps		74.25	1:30.261	21
18	12	Steve Brooks	T3	5	Aston Martin DB3S	1:01:09.17	35	5:10.986	5:10.986	67.96	1:28.525	8
19	59	Roger Whiteside	T2	5	Morgan Plus 4	1:02:09.63	35	6:11.452	1:00.466	66.86	1:38.671	33
20	42	Ward S-Ward J	T4	3	Jaguar XK120 Ecurie	1:02:10.80	35	6:12.623	1.171	66.83	1:35.677	27
21	19	Matthew Holme	T2	6	Alfa Romeo 1900 CSS	1:02:12.69	35	6:14.507	1.884	66.80	1:36.130	23
22	39	Evans S-Evans G	T1	2	MG Le Mans TC Special	1:00:41.52	33	-- 33 laps	1:54.344	64.56	1:42.449	31
23	22	Karsten Le Blanc	T3A	5	Austin-Healey 100S	1:01:01.02	30	-- 30 laps	5:28.670	58.38	1:30.071	13
24	23	Wood T-Wood B	T4	4	RGS Atalanta	24:02.474	16	-- 16 laps		79.03	1:26.871	13
25	28	Woolmer-Abecassis	T3A	6	Austin-Healey 100/4	35:41.616	15	-- 15 laps	13:28.79	49.90	1:29.410	3
26	14	Brown J-Brown C	T4	5	Jaguar C-type	22:36.064	12	-- 12 laps		63.04	1:39.318	3
27	71	Montgomery B-Montgomery I	WT5	1	Morgan Plus 4	3:15.773	2	-- 2 laps --		72.78	1:34.457	2
28	9	Benjamin Eastick	T4A	3	Jaguar D-type							

#### ----- FASTEST LAP SUMMARY -----

NO	DRIVER/S	CLASS	CAR MAKE / MODEL	FASTEST LAP	ON	MPH
8	Gary Pearson	T4A	Jaguar D-type	1:22.560	35	86.30
10	Paul-Bourne	T3A	Lotus Mk X	1:24.730	34	84.09
6	Ure-Wigley	T2	Cooper-Bristol T24/25	1:25.303	34	83.52
23	Wood T-Wood B	T4	RGS Atalanta	1:26.871	13	82.01
34	Midgley-Woodgate	T3	Aston Martin DB3	1:28.000	35	80.96
71	Montgomery B-Montgomery I	WT5	Morgan Plus 4	1:34.457	2	75.43
31	Paul Griffin	T1	Connaught ALSR	1:35.063	29	74.95

Cars 12 & 19 transponders intermittent.

Session Start: 16:07:20 - Finish: 17:07:52

Weather/Track Conditions: Cloudy / Dry

Circuit: Donington Park National

Track Length: 3.185 Km - 1.9791 miles

These results are provisional until the conclusion of any judicial and technical matters.

Clerk of the Course:  <div style="text-align: right;">Julian Floyd</div>	Timekeeper:  <div style="text-align: right;">Nick Palmer</div>	Posted at:
--------------------------------------------------------------------------------	----------------------------------------------------------------------	------------

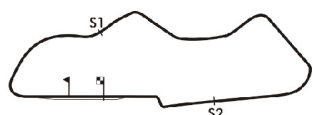
# Donington Historic Festival - 30 Apr - 2 May 2016

## RAC Woodcote Trophy for pre-56 Sportscars

### Race 9 - Sector Analysis

6 Ure-Wigley (T2)									Cooper-Bristol T24/25								
lap	Sect-1	Speed	Sect-2	Speed	Sect-3	Speed	TopSpeed	laptime pit	lap	Sect-1	Speed	Sect-2	Speed	Sect-3	Speed	Topspeed	laptime pit
1						94.2		1:32.169	22		90.0	47.794	108.4	16.246			2:52.872 P
2	25.677	99.3	47.446	107.6	16.400	95.0		1:29.523	23	24.993	92.5	46.909	109.8	15.740	96.9		1:27.642
3	25.457	101.5	46.302	109.5	16.227	96.2		1:27.986	24	25.015	97.6	48.269	108.4	15.696	96.6		1:28.980
4	25.130	94.8	46.569	107.7	16.347	97.3		1:28.046	25	24.997	99.6	46.253	110.6	16.414	95.0		1:27.664
5	24.876	100.7	47.676	107.0	16.384	97.6		1:28.936	26	25.281	99.4	47.337	111.7	15.651	97.6		1:28.269
6	25.836	96.6	47.916	108.3	16.434	96.3		1:30.186	27	24.854	99.6	46.682	112.4	15.565	97.7		1:27.101
7	25.289	94.7	47.338	107.6	16.341	97.2		1:28.968	28	24.839	96.0	46.475	112.4	15.503			1:26.817
8	25.194	97.1	46.848	107.9	16.173	98.7		1:28.215	29	24.842	100.4	46.927	110.0	16.020	96.1		1:27.789
9	25.065	99.4	46.692	107.0	15.899	97.6		1:27.656	30	25.028	100.6	45.538	113.0	15.975	96.3		1:26.541
10	24.997	104.0	45.894	108.1	15.997	96.9		1:26.888	31	24.565	100.9	46.007	110.7	15.565	97.3		1:26.137
11	24.777	101.6	48.975	107.6	15.909	96.5		1:29.661	32	24.651	100.7	45.636	111.5	15.395	97.7		1:25.682
12	24.954	99.1	46.314	107.7	16.082	96.7		1:27.350	33	24.792	104.1	45.544	110.9	15.628	96.9		1:25.964
13	24.872	105.6	46.493	108.6	15.584	97.2		1:26.949	34	24.510	102.9	45.338	110.4	15.455			1:25.303
14	25.167	87.7	47.089	109.0	15.855	96.9		1:28.111	35	24.684	102.7	45.535	110.7	15.358			1:25.577
15	25.109	96.2	46.843	108.3	15.951			1:27.903	36	24.580	105.1	45.840	110.2	15.330	98.0		1:25.750
16	24.866	103.5	46.513	108.8	16.285	95.4		1:27.664	37	24.694	102.7	45.771	111.3	15.580	96.6		1:26.045
17	25.022	102.0	45.908	109.3	15.850	96.6		1:26.780	38	25.035	93.0	46.061	111.7	15.568	97.6		1:26.664
18	24.877	104.9	46.609	107.4	16.294			1:27.780	39	24.494	102.9	46.101	110.7	15.737	97.3		1:26.332
19	24.890	102.1	46.790	108.4	16.149	96.5		1:27.829	40	24.543	104.5	45.599	111.3	15.686			1:25.828
20	25.431	100.2	48.111	107.9	16.037	96.3		1:29.579	41	24.670	102.0	46.054	110.2	15.808	96.5		1:26.532
21	25.077	101.6	47.588	107.6				1:33.159	42								

7 Hood-Young (T3A)									Austin-Healey 100S								
lap	Sect-1	Speed	Sect-2	Speed	Sect-3	Speed	TopSpeed	laptime pit	lap	Sect-1	Speed	Sect-2	Speed	Sect-3	Speed	Topspeed	laptime pit
1						89.9		1:39.323	19		96.5	47.790	106.5	15.756	93.0		1:29.044
2	27.081	83.0	51.175	103.6	16.856	90.6		1:35.112	20	25.562	92.9	47.367	107.6	16.241	92.6		1:29.170
3	27.201	84.7	51.293	102.9	18.213	87.4		6:14.787	21	25.636	96.7	47.387	106.4	15.908	92.0		1:28.931
4	28.920	75.3	53.846	100.9	17.217	89.9		1:39.983	22	25.844	95.9	47.909	108.4	16.916	91.1		1:30.669
5	27.855	80.1	54.116	97.7	18.157	91.2		1:40.128	23	25.780	96.6	47.755	107.0	15.643	92.7		1:29.178
6	30.502	64.8	55.994	101.7	17.615	91.2		1:44.111	24	25.658	97.4	47.589	106.4	15.762	92.5		1:29.009
7	27.805	81.1	52.634	101.9	17.673	90.1		1:38.112	25	25.373	98.0	48.389	105.9	15.790	94.3		1:29.552
8	27.948	77.7	54.223	98.7	18.961	87.2		1:41.132	26	26.178	96.0	47.227	106.4	15.755	91.7		1:29.160
9	29.093	77.3	54.234	102.0	17.731	90.1		1:41.058	27	25.857	98.1	47.126	106.4	15.597	92.0		1:28.580
10	28.525	80.1	52.979	98.4				1:44.039	28	25.437	98.6	47.182	106.7	15.759	92.4		1:28.378
11		86.5	48.752	106.9	16.699	92.7		2:54.127 P	29	26.154	92.3	46.896	108.1	15.737	93.5		1:28.787
12	25.620	95.5	49.063	107.2	16.017	92.6		1:30.700	30	25.487	98.4	46.947	107.2	15.767	91.5		1:28.201
13	25.629	96.5	49.291	104.6	15.946	91.1		1:30.866	31	25.598	95.1	47.605	107.4	15.784	92.5		1:28.987
14	25.564	98.0	48.109	105.9	16.004	93.3		1:29.677	32	25.317	98.3	47.617	106.7	15.715	93.1		1:28.649
15	25.608	97.8	47.382	107.7	15.952	92.5		1:28.942	33	25.772	91.0	47.514	107.9	16.140	91.0		1:29.426
16	25.296	101.2	47.669	105.9	16.112	91.5		1:29.077	34	25.436	98.3	47.216	106.0	15.898	93.5		1:28.550
17	25.427	94.6	47.695	106.4	15.801	93.4		1:28.923	35	25.406	96.0	47.113	107.2	15.690	91.9		1:28.209
18	25.906	83.1	48.567	106.2	15.816	92.2		1:30.289	36	25.274	99.6	47.740	107.9	15.657	93.9		1:28.671



Session Start: 16:07:20 - Finish: 17:07:52

Weather/Track Conditions: Cloudy / Dry

Circuit: Donington Park National

Track Length: 3.185 Km - 1.9791 miles



# Donington Historic Festival - 30 Apr - 2 May 2016

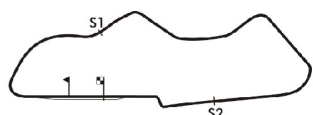
## RAC Woodcote Trophy for pre-56 Sportscars

### Race 9 - Sector Analysis

8 Gary Pearson (T4A)									Jaguar D-type								
lap	Sect-1	Speed	Sect-2	Speed	Sect-3	Speed	TopSpeed	laptime pit	lap	Sect-1	Speed	Sect-2	Speed	Sect-3	Speed	Topspeed	laptime pit
1						105.7		1:26.849	22	24.522	78.8	46.174	120.5	15.404	104.2		1:26.100
2	24.341	97.4	46.400	117.3	15.337	106.9		1:26.078	23	24.051	101.8	45.840	119.4				1:29.315
3	24.047	99.3	45.458	120.2	15.165	106.9		1:24.670	24		88.9	45.773	120.7	15.324	107.0		2:43.538 P
4	24.140	94.7	46.263	116.7	15.600	104.7		1:26.003	25	24.475	96.2	44.937	121.3	15.432	106.4		1:24.844
5	24.238	94.7	51.373	118.5	15.744	107.2		1:31.355	26	23.813	104.1	44.672	121.3	15.106	108.1		1:23.591
6	24.836	85.6	45.390	120.9	15.140	108.1		1:25.366	27	23.986	98.7	45.906	117.7	15.467	107.9		1:25.359
7	23.737	100.9	45.146	120.7	15.357	107.0		1:24.240	28	24.382	97.1	45.460	121.8	15.017	108.4		1:24.859
8	23.983	98.6	45.029	119.6	15.572	106.4		1:24.584	29	23.853	99.9	44.476	123.3	15.058	107.6		1:23.387
9	23.966	94.3	46.163	120.7	15.246	107.6		1:25.375	30	23.863	100.0	45.238	120.7	15.550	107.2		1:24.651
10	25.091	70.8	46.509	119.4	15.610	106.4		1:27.210	31	23.927	98.1	44.606	123.1	15.119	108.1		1:23.652
11	23.967	100.7	45.346	120.5	15.056	107.9		1:24.369	32	23.735	101.8	45.239	121.3	15.443	104.4		1:24.417
12	24.291	99.0	45.173	119.8	15.202	107.0		1:24.666	33	23.808	102.0	44.502	122.2	14.974	107.6		1:23.284
13	23.821	99.9	45.144	120.5	15.288	106.7		1:24.253	34	23.481	102.3	44.189	122.2	15.043	109.1		1:22.713
14	24.381	95.1	45.036	119.6	15.889	106.0		1:25.306	35	23.478	104.3	44.392	122.4	14.690	105.9		1:22.560
15	24.356	96.0	45.366	120.9	15.077	106.7		1:24.799	36	23.439	104.5	44.573	123.8	14.980	107.4		1:22.992
16	24.021	102.0	44.946	117.1	15.414	106.2		1:24.381	37	23.497	104.6	44.696	123.5	15.048	107.9		1:23.241
17	23.739	99.4	45.089	121.8	15.214	108.1		1:24.042	38	23.814	104.6	45.479	122.0	14.940	108.4		1:24.233
18	24.422	91.9	45.854	120.9	15.436	106.2		1:25.712	39	23.559	102.4	44.396	122.4	14.787	105.4		1:22.742
19	23.969	96.0	45.725	120.2	15.069	107.7		1:24.763	40	23.461	103.3	44.694	121.3	14.832	108.3		1:22.987
20	23.966	98.1	45.111	118.1	15.919	105.0		1:24.996	41	23.456	103.8	44.187	122.4	15.017	107.2		1:22.660
21	24.212	99.1	45.508	120.9	15.271	107.0		1:24.991	42	23.672	102.7	44.293	121.8	14.955	104.9		1:22.920

9 Benjamin Eastick (T4A)									Jaguar D-type								
lap	Sect-1	Speed	Sect-2	Speed	Sect-3	Speed	TopSpeed	laptime pit	lap	Sect-1	Speed	Sect-2	Speed	Sect-3	Speed	Topspeed	laptime pit

10 Paul-Bourne (T3A)									Lotus Mk X								
lap	Sect-1	Speed	Sect-2	Speed	Sect-3	Speed	TopSpeed	laptime pit	lap	Sect-1	Speed	Sect-2	Speed	Sect-3	Speed	Topspeed	laptime pit
1						93.9		1:31.418	22	Out	93.8	48.003	103.9	15.775	97.9		2:50.318 P
2	25.697	90.5	47.567	110.4	15.836	94.2		1:29.100	23	25.196	96.2	46.795	110.9	15.850	96.7		1:27.841
3	25.411	94.2	47.076	110.9	16.035	93.4		1:28.522	24	24.944	95.6	48.284	110.7	15.901	97.3		1:29.129
4	25.556	94.8	47.196	112.0	16.511	94.3		1:29.263	25	24.973	100.9	46.075	110.0	16.169	97.2		1:27.217
5	25.291	95.4	48.989	110.9	16.216	94.6		1:30.496	26	24.888	101.0	47.141	113.0	15.536	97.2		1:27.565
6	26.421	78.0	47.844	111.1	15.818	94.3		1:30.083	27	24.577	99.4	47.187	113.2	15.500	97.2		1:27.264
7	25.272	96.0	47.411	111.7	15.859	94.8		1:28.542	28	24.718	96.0	45.857	113.0	15.270	97.6		1:25.845
8	25.524	96.2	46.136	111.7	15.863	95.5		1:27.523	29	24.633	94.8	46.355	113.0	16.155	96.1		1:27.143
9	25.184	96.9	47.065	111.7	16.292	94.6		1:28.541	30	24.664	96.6	46.313	112.2	16.184	94.3		1:27.161
10	25.111	93.5	46.538	111.7	16.516	94.2		1:28.165	31	24.519	100.7	45.986	113.2	15.314	98.0		1:25.819
11	25.145	96.5	47.728	110.9	15.715	95.1		1:28.588	32	24.557	96.6	46.358	113.0	15.232	98.2		1:26.147
12	25.124	93.0	47.076	110.6	15.557	95.2		1:27.757	33	24.393	99.9	46.159	112.2	15.221	97.2		1:25.773
13	25.219	93.4	46.127	112.0	15.803	94.8		1:27.149	34	24.384	96.7	45.309	113.0	15.037	97.3		1:24.730
14	25.089	94.6	48.041	110.7	15.613	95.4		1:28.743	35	24.427	98.8	45.439	113.4	15.440	96.2		1:25.306
15	25.092	95.5	46.084	112.6	15.944	95.8		1:27.120	36	24.443	97.8	46.019	113.4	15.208	98.0		1:25.670
16	25.475	93.4	46.202	112.8	16.397	94.0		1:28.074	37	24.787	96.0	45.635	114.1	15.428	98.4		1:25.850
17	25.638	93.2	46.083	112.6	15.706	95.8		1:27.427	38	24.617	99.1	46.008	112.6	15.400	97.9		1:26.025
18	24.891	96.0	46.043	112.8	16.402	94.2		1:27.336	39	24.777	100.6	45.019	114.1	15.083	97.9		1:24.879
19	25.236	92.5	46.275	112.4	15.962	94.7		1:27.473	40	24.693	93.3	45.503	113.5	16.196	95.2		1:26.392
20	25.398	93.8	48.274	112.0	15.695	95.6		1:29.367	41	24.397	101.2	45.563	113.5	16.434	93.8		1:26.394
21	25.125	94.1	48.119	111.8				1:33.374	42								



Session Start: 16:07:20 - Finish: 17:07:52

Weather/Track Conditions: Cloudy / Dry

Circuit: Donington Park National

Track Length: 3.185 Km - 1.9791 miles

# Donington Historic Festival - 30 Apr - 2 May 2016

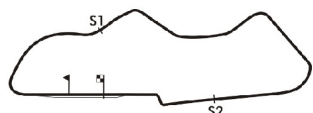
## RAC Woodcote Trophy for pre-56 Sportscars

### Race 9 - Sector Analysis

11 Wakeman-Blakeney-Edwards (T4A)									Cooper-Jaguar T38								
lap	Sect-1	Speed	Sect-2	Speed	Sect-3	Speed	TopSpeed	laptime pit	lap	Sect-1	Speed	Sect-2	Speed	Sect-3	Speed	Topspeed	laptime pit
1						102.8		1:29.105	22	23.678	104.9	45.217	118.5	15.199	104.4		1:24.094
2	24.864	96.6	45.430	113.7	15.704	103.0		1:25.998	23	24.068	84.1	45.639	119.2	15.039	105.5		1:24.746
3	24.706	104.5	45.233	116.5	15.595	101.9		1:25.534	24	23.630	102.9	45.157	119.6	16.002	104.9		1:24.789
4	24.866	103.0	45.738	116.7	15.238	102.8		1:25.842	25	23.341	107.4	44.720	121.3	15.475	104.7		1:23.536
5	24.598	101.5	49.433	114.1	15.551	105.0		1:29.582	26	23.135	<u>109.2</u>	44.803	121.1	15.206	104.6		1:23.144
6	24.683	87.1	45.052	116.7	15.561	105.5		1:25.296	27	23.361	108.5	45.092	121.1	15.113	104.1		1:23.566
7	24.321	105.9	44.736	116.1	16.595	100.0		1:25.652	28	23.815	90.5	44.583	121.1	14.986	104.6		1:23.384
8	24.403	105.8	44.581	117.9	15.204	104.2		1:24.188	29	23.407	101.0	45.161	121.8	15.162	105.4		1:23.730
9	24.232	106.3	45.280	115.5	15.206	103.9		1:24.718	30	23.686	88.2	45.255	120.2	14.969	105.9		1:23.910
10	24.784	79.1	48.039	119.4	15.320	105.9		1:28.143	31	23.446	104.6	44.265	121.8	14.937	105.7		1:22.648
11	24.444	88.3	46.934	117.9	15.205	103.1		1:26.583	32	23.084	106.3	44.738	120.5	<u>14.879</u>	105.5		1:22.701
12	24.423	103.7	45.067	117.5	15.002	104.2		1:24.492	33	23.330	103.8	44.390	121.5	15.019	106.4		1:22.739
13	24.452	104.8	44.398	117.1	15.420	102.6		1:24.270	34	23.258	103.7	44.324	122.0	15.020	<u>107.6</u>		1:22.602
14	24.499	95.5	44.912	117.5	15.301	105.5		1:24.712	35	23.579	105.9	44.362	120.9	15.051	106.2		1:22.992
15	24.440	92.1	45.543	117.5	15.256	104.6		1:25.239	36	23.232	104.8	44.371	121.8	15.373	105.4		1:22.976
16	24.132	104.6	45.321	116.5	15.296	102.6		1:24.749	37	23.286	107.3	45.208	121.1	15.229	104.7		1:23.723
17	24.480	99.7	46.406	116.3	15.293	105.4		1:26.179	38	23.713	104.6	44.899	121.8	15.191	104.4		1:23.803
18	24.161	98.6	45.346	117.7	15.117	105.2		1:24.624	39	23.518	106.8	44.230	<u>122.2</u>	15.121	103.9		1:22.869
19	23.776	99.0	45.440	120.5	15.569	102.6		1:24.785	40	23.496	104.9	45.079	120.5	16.352	103.6		1:24.927
20	24.112	100.9	45.367	116.1				1:27.874	41	23.368	108.8	<u>43.808</u>	<u>122.2</u>	15.474	102.6		1:22.650
21		100.3	46.117	118.8	15.139	103.7		2:50.943 P	42	23.589	104.3	44.192	122.0	15.042	104.9		1:22.823

12 Steve Brooks (T3)									Aston Martin DB3S								
lap	Sect-1	Speed	Sect-2	Speed	Sect-3	Speed	TopSpeed	laptime pit	lap	Sect-1	Speed	Sect-2	Speed	Sect-3	Speed	Topspeed	laptime pit
1						93.4		1:36.014	19		93.8	50.159	105.4	16.879			3:35.608 P
2	25.437	103.8	47.749	106.5	16.437	91.0		1:29.623	20	26.167	102.1	47.117	106.4	16.913			1:30.197
3	25.441	102.4	47.284	105.7	16.921	93.0		1:29.646	21	26.178	100.0	48.832	98.0	17.111			1:32.121
4	25.413	104.5	47.958	105.5	16.695	92.6		1:30.066	22	27.022	99.6	47.167	104.6	16.862			1:31.051
5	25.519	102.3	47.191	107.7	16.750	92.9		1:29.460	23	26.672	98.0	47.785	105.4	16.748			1:31.205
6	25.404	104.3	48.880	106.9	16.668	93.4		1:30.952	24	26.070	100.7	47.493	102.2	17.109			1:30.672
7	1:56.156	106.1	47.742	105.7	16.430	<u>94.2</u>		3:00.328	25	25.756	<u>108.5</u>	<u>46.550</u>	106.9	16.604			1:28.910
8	25.406	103.3	46.824	106.4	16.295	90.1		1:28.525	26	25.833	102.9	47.415	105.5	16.666			1:29.914
9	25.584	105.6	47.101	106.2	17.041	70.4		1:29.726	27	25.270	107.6	47.454	106.0	16.808			1:29.532
10	<u>25.094</u>	<u>108.5</u>	47.310	105.0	16.240			1:28.644	28	25.632	104.1	47.885	108.6	<u>16.120</u>			1:29.637
11	26.094	86.1	48.364	106.0	16.535			1:30.993	29	25.350	104.8	46.594	107.4	16.890			1:28.834
12	25.566	101.2	47.993	106.0	16.546			1:30.105	30	25.644	104.6	1:01.626	103.0	16.875			1:44.145
13	26.008	106.4	47.494	106.7	16.195			1:29.697	31	26.055	100.4	48.503	104.9	16.611			1:31.169
14	25.325	106.1	46.761	107.0	25.802			1:37.888	32	25.917	100.9	47.156	106.7	16.337			1:29.410
15	26.057	100.9	46.963	106.4	16.793			1:29.813	33	25.400	102.1	48.266	105.4	16.424			1:30.090
16	25.445	103.7	48.223	<u>108.8</u>	16.555			1:30.223	34	25.725	101.0	46.808	106.9	16.687			1:29.220
17	25.414	103.5	46.663	107.7	16.858			1:28.935	35	25.782	100.6	47.210	105.7	16.670			1:29.662
18	25.571	105.3	5:21.649	95.6				6:07.156	36								

14 Brown J-Brown C (T4)									Jaguar C-type								
lap	Sect-1	Speed	Sect-2	Speed	Sect-3	Speed	TopSpeed	laptime pit	lap	Sect-1	Speed	Sect-2	Speed	Sect-3	Speed	Topspeed	laptime pit
1				102.3	18.103	90.9		1:47.943	7	27.967	86.8	51.533	<u>105.5</u>	24.804	87.8		1:44.304
2	29.120	79.2	53.964	103.7	<u>17.722</u>	90.6		1:40.806	8	29.343	76.4	51.729	103.4	18.519	89.1		1:39.591
3	28.301	86.2	53.243	104.1	17.774	90.3		1:39.318	9	29.097	81.1	52.705	100.0	18.801	88.8		1:40.603
4	28.044	83.5	52.810	104.9	19.353	81.6		1:40.207	10	28.578	<u>88.4</u>	54.039	100.3				1:55.083
5	29.218	77.3	53.751	102.8	17.987	90.0		1:40.956	11	Out	79.2	50.937	95.8	17.828	<u>92.5</u>		3:44.588 P
6	27.858	85.1	52.362	96.7	19.387	91.2		1:39.607	12	<u>27.764</u>	83.3	<u>50.062</u>	103.9				1:43.058



Session Start: 16:07:20 - Finish: 17:07:52  
 Weather/Track Conditions: Cloudy / Dry  
 Circuit: Donington Park National  
 Track Length: 3.185 Km - 1.9791 miles

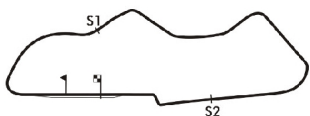
# Donington Historic Festival - 30 Apr - 2 May 2016

## RAC Woodcote Trophy for pre-56 Sportscars

### Race 9 - Sector Analysis

16 Christopher Jolly (T3)									Aston Martin DB2								
lap	Sect-1	Speed	Sect-2	Speed	Sect-3	Speed	TopSpeed	laptime pit	lap	Sect-1	Speed	Sect-2	Speed	Sect-3	Speed	Topspeed	laptime pit
1				102.5	17.590	90.6		1:43.209	20	26.658	93.0	50.480	103.1				1:38.429
2	27.126	94.3	49.929	103.9	17.710	90.3		1:34.765	21	Out	90.1	49.488	104.6	17.259	91.5		2:54.907 P
3	27.866	90.8	51.964	102.5	17.399	91.2		1:37.229	22	27.015	86.6	49.766	102.6	17.159	91.4		1:33.940
4	27.269	91.8	50.745	102.8	17.441	90.6		1:35.455	23	26.964	91.8	49.546	104.6	16.963	91.5		1:33.473
5	27.344	92.8	50.085	103.7	17.447	91.5		1:34.876	24	26.960	91.0	50.069	104.9	17.321	91.1		1:34.350
6	27.085	93.5	49.717	102.3	17.355	91.4		1:34.157	25	27.267	83.4	50.227	102.8	17.409	91.7		1:34.903
7	26.972	95.1	49.634	104.9	17.274	91.6		1:33.880	26	27.073	91.0	50.102	102.6	17.428	91.1		1:34.603
8	27.329	91.4	49.880	103.9	17.509	91.4		1:34.718	27	27.351	90.9	48.844	103.9	17.328	91.5		1:33.523
9	27.514	95.4	49.891	102.3	17.656	91.4		1:35.061	28	27.023	92.6	49.638	104.2	17.566	91.9		1:34.227
10	27.196	96.6	50.013	103.7	17.187	92.0		1:34.396	29	26.369	95.5	48.543	104.9	17.055	92.1		1:31.967
11	26.891	92.4	49.303	103.4	17.216	91.2		1:33.410	30	26.565	95.4	48.898	104.1	16.998	92.2		1:32.461
12	26.815	92.6	49.936	104.1	17.182	91.2		1:33.933	31	26.507	91.2	48.965	105.0	17.489	90.1		1:32.961
13	27.288	90.0	49.295	103.9	17.091	91.4		1:33.674	32	26.629	95.1	48.704	104.2	17.020	92.0		1:32.353
14	26.615	94.4	49.784	101.3	18.231	89.7		1:34.630	33	26.764	93.5	49.062	104.7	17.000	92.6		1:32.826
15	27.034	81.0	50.625	103.0	17.231	91.7		1:34.890	34	26.553	95.2	48.647	104.9	16.973	91.9		1:32.173
16	27.093	92.6	50.179	103.7	17.140	91.7		1:34.412	35	26.503	97.4	48.907	105.0	16.799	92.1		1:32.209
17	26.521	94.8	48.966	104.4	17.059	91.5		1:32.546	36	26.267	95.6	48.917	104.9	18.056	90.1		1:33.240
18	26.862	93.8	49.748	105.4	17.526	90.4		1:34.136	37	26.148	98.1	49.143	105.0	17.081	92.0		1:32.372
19	26.907	93.4	50.164	102.0	17.205	92.0		1:34.276	38	26.305	95.6	48.571	106.2	16.680	93.3		1:31.556

19 Matthew Holme (T2)									Alfa Romeo 1900 CSS Touring								
lap	Sect-1	Speed	Sect-2	Speed	Sect-3	Speed	TopSpeed	laptime pit	lap	Sect-1	Speed	Sect-2	Speed	Sect-3	Speed	Topspeed	laptime pit
1				84.5	18.405	83.3		1:59.793	19	29.400	87.5	55.221	89.7	18.827			1:43.448
2	29.289	82.4	55.432	93.8	19.530	73.3		1:44.251	20	29.567	87.6	55.502	90.5	18.614			1:43.683
3	30.102	81.2	56.596	86.8	18.349	81.4		1:45.047	21	29.591	81.9	55.287	89.3	18.343			1:43.221
4	29.196	86.0	55.140	89.2	18.140			1:42.476	22	28.779	87.2	55.904	91.7	18.128			1:42.811
5	29.507	70.6	54.741	90.5	17.638	86.0		1:41.886	23	29.349	87.1	55.218	90.4	11.563			1:36.130
6	28.100	87.7	55.571	93.1	19.839	67.3		1:43.510	24	35.380	88.1	55.649	88.2	19.031			1:50.060
7	28.509	88.7	55.231	85.4	18.478	84.2		1:42.218	25	28.855	85.3	55.752	87.1	18.423			1:43.030
8	28.719	87.7	55.728	86.3	18.189	83.7		1:42.636	26	29.897	80.6	55.933	87.8	18.242			1:44.072
9	28.558	89.4	55.163	88.4	18.030			1:41.751	27	29.059	86.5	55.073	92.0	18.144			1:42.276
10	28.812	80.8	55.202	86.4	17.858			1:41.872	28	29.170	85.2	55.535	88.7	18.420			1:43.125
11	28.376	89.5	56.015	90.6	18.035			1:42.426	29	29.182	87.5	54.787	90.4	19.236			1:43.205
12	28.895	86.0	55.914	87.7	18.182			1:42.991	30	28.860	86.7	55.736	87.8	18.366			1:42.962
13	28.623	87.3	55.547	89.3				1:50.279	31	28.820	85.8	55.532	87.1	18.176			1:42.528
14		85.6	56.633	88.2	18.937			3:28.316 P	32	28.653	87.6	56.011	91.5	17.825			1:42.489
15	29.786	85.2	55.961	86.3	18.866			1:44.613	33	28.828	85.6	55.349	89.3	18.020			1:42.197
16	29.020	89.1	55.268	90.7	18.745			1:43.033	34	29.132	85.1	55.866	86.9	18.250			1:43.248
17	28.704	88.0	55.760	85.9	17.818			1:42.282	35	28.647	87.0	55.504	90.1	18.114			1:42.265
18	28.790	84.9	55.958	89.9	17.814			1:42.562	36								



Session Start: 16:07:20 - Finish: 17:07:52

Weather/Track Conditions: Cloudy / Dry

Circuit: Donington Park National

Track Length: 3.185 Km - 1.9791 miles

# Donington Historic Festival - 30 Apr - 2 May 2016

## RAC Woodcote Trophy for pre-56 Sportscars

### Race 9 - Sector Analysis

20 Rudiger Friedrichs (T4)									Jaguar C-type								
lap	Sect-1	Speed	Sect-2	Speed	Sect-3	Speed	TopSpeed	laptime pit	lap	Sect-1	Speed	Sect-2	Speed	Sect-3	Speed	Topspeed	laptime pit
1						99.3		1:33.009	21	25.519	95.0	47.504	112.8	16.398	100.3		1:29.421
2	25.955	96.2	48.095	110.2	16.554	101.1		1:30.604	22	25.449	98.4	47.592	113.7	16.427	101.7		1:29.468
3	25.595	96.3	48.557	113.0	16.385	102.3		1:30.537	23	25.473	102.1	47.669	115.3	16.600	100.0		1:29.742
4	25.745	97.1	47.822	114.1	16.207	100.9		1:29.774	24	25.456	102.9	47.647	114.5	16.412	101.9		1:29.515
5	25.583	97.7	47.851	114.9	16.543	99.9		1:29.977	25	25.373	102.4	47.123	115.9	15.853	102.8		1:28.349
6	25.409	100.4	48.809	112.8	16.334	101.6		1:30.552	26	25.321	89.1	47.558	114.7	16.031	102.2		1:28.910
7	25.409	100.0	47.451	116.3	16.459	100.9		1:29.319	27	25.498	95.0	47.644	114.5	16.238	102.6		1:29.380
8	25.382	102.4	47.769	113.4	16.154	102.2		1:29.305	28	25.595	87.6	47.577	114.1	16.271	102.8		1:29.443
9	25.383	98.6	47.163	114.5	16.541	101.7		1:29.087	29	25.727	96.2	47.532	115.1	16.313	102.8		1:29.572
10	25.331	97.0	48.064	114.1	15.903	102.5		1:29.298	30	25.474	99.3	48.127	114.5	15.868	102.0		1:29.469
11	25.187	94.6	47.805	114.3	16.141	102.0		1:29.133	31	25.922	96.5	48.232	112.2	16.377	101.9		1:30.531
12	26.195	95.8	46.961	114.9	15.967	102.0		1:29.123	32	25.743	98.3	47.157	114.7	16.368	102.3		1:29.268
13	25.268	94.3	49.216	111.5	16.280	101.9		1:30.764	33	25.500	93.5	48.430	114.3	16.317	102.2		1:30.247
14	25.423	99.4	46.998	113.9	16.394	102.5		1:28.815	34	25.538	97.0	48.236	114.7	16.594	100.2		1:30.368
15	25.474	99.0	46.968	115.1	16.931	100.5		1:29.373	35	25.619	94.3	48.351	112.8	16.001	103.1		1:29.971
16	25.730	95.9	47.112	112.6	16.657	101.3		1:29.499	36	25.352	97.0	48.410	115.7	15.864	102.6		1:29.626
17	25.784	99.6	47.004	113.9	16.327	101.6		1:29.115	37	25.616	95.2	46.940	114.9	16.184	101.9		1:28.740
18	25.597	95.8	47.037	113.2	16.437	101.1		1:29.071	38	25.294	100.6	47.961	115.1	16.058	102.0		1:29.313
19	26.121	93.4	47.944	110.6				1:34.371	39	25.625	95.4	47.274	114.1	16.182	102.0		1:29.081
20	Out	93.2	47.586	114.9	16.067	102.2		2:45.600 P	40	25.485	99.1	47.774	113.9	16.351	102.0		1:29.610

22 Karsten Le Blanc (T3A)									Austin-Healey 100S								
lap	Sect-1	Speed	Sect-2	Speed	Sect-3	Speed	TopSpeed	laptime pit	lap	Sect-1	Speed	Sect-2	Speed	Sect-3	Speed	Topspeed	laptime pit
1						91.0		1:37.253	16	27.018	87.7	49.294	100.6	16.785	90.0		1:33.097
2	26.442	90.3	48.806	102.8	17.807	86.9		1:33.055	17	26.257	87.3	49.100	103.4				1:34.442
3	26.562	92.6	48.757	98.2	16.710	90.4		1:32.029	18	Out	81.1	48.885	102.0	17.030	89.9		2:57.820 P
4	26.944	90.3	49.432	87.4				1:36.075	19	26.443	84.3	50.940	103.4	16.971	89.2		1:34.354
5	Out	81.3	51.523	84.0	In			7:04.267 P	20	26.387	92.3	49.177	101.6	16.424	90.6		1:31.988
6	Out	82.3	49.783	102.2	17.233	90.3		9:21.690 P	21	25.949	92.5	47.445	103.3	17.891	88.6		1:31.285
7	26.812	86.6	49.557	102.8	16.901	88.8		1:33.270	22	25.935	92.5	49.354	101.3	16.522	90.6		1:31.811
8	26.268	91.2	49.285	104.7	16.728	91.2		1:32.281	23	25.815	93.8	47.646	103.9	16.674	90.7		1:30.135
9	26.743	90.1	48.068	104.6	16.749	91.2		1:31.560	24	27.100	86.3	48.684	102.0	16.439	90.0		1:32.223
10	26.933	86.1	51.988	103.9	16.956	90.7		1:35.877	25	26.258	93.4	47.907	102.2	17.298	90.3		1:31.463
11	26.019	94.8	47.576	103.7	16.713	91.4		1:30.308	26	26.476	91.0	49.675	98.6	16.753	90.0		1:32.904
12	26.087	92.5	48.019	103.6	17.625	88.7		1:31.731	27	26.074	92.5	47.619	101.9	16.971	91.2		1:30.664
13	25.730	94.2	47.214	105.2	17.127	90.7		1:30.071	28	26.916	91.4	47.930	100.6	18.318	90.9		1:33.164
14	26.413	89.4	48.003	102.3	16.659	89.9		1:31.075	29	26.448	89.5	48.817	103.9	17.284	89.5		1:32.549
15	26.115	92.9	47.875	103.6	16.700	90.0		1:30.690	30	26.384	88.5	48.276	101.1	17.237	88.0		1:31.897

23 Wood T-Wood B (T4)									RGS Atalanta								
lap	Sect-1	Speed	Sect-2	Speed	Sect-3	Speed	TopSpeed	laptime pit	lap	Sect-1	Speed	Sect-2	Speed	Sect-3	Speed	Topspeed	laptime pit
1						95.1		1:35.367	9	25.565	93.2	46.665	99.8	16.952	97.7		1:29.182
2	25.300	95.6	47.265	110.6	16.231	95.0		1:28.796	10	25.002	96.3	45.770	103.6	16.933	97.4		1:27.705
3	25.546	94.3	47.194	107.6	16.169	92.9		1:28.909	11	24.676	97.6	48.860	107.4	15.853			1:29.389
4	25.543	97.1	46.715	108.8	16.199	97.6		1:28.457	12	24.986	97.7	45.858	102.0	16.556			1:27.400
5	25.019	95.4	47.265	109.7	16.077	97.7		1:28.361	13	24.759	99.4	45.844	98.3	16.268			1:26.871
6	25.657	74.4	47.668	112.4	16.013	99.8		1:29.338	14	25.208	94.6	46.815	105.9	15.871			1:27.894
7	25.238	93.0	47.248	107.7	16.191	97.3		1:28.677	15	25.410	96.6	45.523	106.9	17.469			1:28.402
8	25.578	94.1	46.049	96.5	16.451	96.6		1:28.078	16	25.087	96.5	1:01.598	78.2				1:49.648



Session Start: 16:07:20 - Finish: 17:07:52

Weather/Track Conditions: Cloudy / Dry

Circuit: Donington Park National

Track Length: 3.185 Km - 1.9791 miles

# Donington Historic Festival - 30 Apr - 2 May 2016

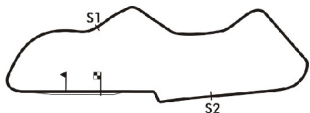
## RAC Woodcote Trophy for pre-56 Sportscars

### Race 9 - Sector Analysis

27 Martyn Corfield (T2)									Frazer Nash Le Mans Replica MkII									
lap	Sect-1	Speed	Sect-2	Speed	Sect-3	Speed	TopSpeed	laptime pit	lap	Sect-1	Speed	Sect-2	Speed	Sect-3	Speed	Topspeed	laptime	pit
1				97.3	17.294	<u>87.9</u>		1:43.591	20	27.069	<u>94.7</u>	51.869	95.8	17.442			1:36.380	
2	27.332	87.4	50.143	98.2	17.209	87.3		1:34.684	21	26.973	91.2	50.416	96.5	17.066			1:34.455	
3	27.896	88.3	52.237	96.1	17.467	86.8		1:37.600	22	27.249	93.0	49.914	96.6	16.933			1:34.096	
4	26.926	91.0	51.652	98.0	17.131	85.1		1:35.709	23	27.238	91.4	49.744	97.9	17.218			1:34.200	
5	27.340	91.9	50.308	96.6	17.225	86.3		1:34.873	24	27.194	94.2	52.179	96.2	17.931			1:37.304	
6	26.942	91.2	50.212	96.6	17.308	85.6		1:34.462	25	27.594	82.0	51.894	97.0	16.948			1:36.436	
7	27.184	91.2	50.211	96.5	17.408	85.8		1:34.803	26	27.567	87.0	51.276	96.6	17.101			1:35.944	
8	26.891	91.2	50.425	95.6	17.080	86.8		1:34.396	27	27.151	91.4	50.206	96.7	16.885			1:34.242	
9	27.221	93.2	51.235	93.9	17.886	84.7		1:36.342	28	27.296	90.4	50.370	96.1	16.895			1:34.561	
10	27.096	90.8	50.249	96.9	17.255			1:34.600	29	27.516	92.3	50.020	96.9	16.840			1:34.376	
11	27.492	91.4	50.361	95.8	17.054			1:34.907	30	27.031	90.8	49.802	96.9	<u>16.739</u>			1:33.572	
12	27.541	92.5	50.001	96.6	16.824			1:34.366	31	27.126	91.3	50.157	96.5	16.762			1:34.045	
13	27.109	89.1	52.353	95.2	17.171			1:36.633	32	<u>26.531</u>	94.2	49.967	<u>98.6</u>	17.055			1:33.553	
14	27.544	87.7	50.838	95.0	17.257			1:35.639	33	27.174	94.2	49.934	96.5	17.386			1:34.494	
15	27.461	91.8	51.218	91.4	18.254			1:36.933	34	26.995	92.3	49.468	97.6	16.746			<u>1:33.209</u>	
16	27.852	92.1	50.181	95.9	16.910			1:34.943	35	27.370	81.9	51.030	98.3	17.071			1:35.471	
17	27.212	91.4	50.993	96.3	17.212			1:35.417	36	26.941	93.9	<u>49.448</u>	98.0	16.848			1:33.237	
18	27.801	93.0	51.318	96.2				1:38.575	37	27.110	90.9	50.074	97.0	16.821			1:34.005	
19		93.4	51.484	95.8	17.212			3:03.606 P	38	27.087	92.8	50.149	96.7	17.227	85.6		1:34.463	

28 Woolmer-Abecassis (T3A)									Austin-Healey 100/4									
lap	Sect-1	Speed	Sect-2	Speed	Sect-3	Speed	TopSpeed	laptime pit	lap	Sect-1	Speed	Sect-2	Speed	Sect-3	Speed	Topspeed	laptime	pit
1				105.4	15.745	92.4		1:36.431	9	26.323	95.8	48.484	106.2				1:35.079	
2	25.719	<u>104.1</u>	48.262	105.4	16.320	87.3		1:29.726	10	Out	94.1	48.606	107.4	16.550	93.8		2:55.793 P	
3	<u>25.613</u>	102.0	<u>47.477</u>	105.9				<u>1:29.410</u>	11	26.075	93.4	49.213	101.3	16.731	<u>95.5</u>		1:32.019	
4	29.748	80.7	56.831	75.6				1:46.584	12	25.738	103.2	50.453	106.4	16.191	93.9		1:32.382	
5	Out	91.0	49.183	105.0	16.551	93.5		12:30.681 P	13	26.197	94.3	49.178	106.4	16.263	95.2		1:31.638	
6	26.145	99.6	49.395	105.9	16.182	94.4		1:31.722	14	26.050	92.1	49.393	107.0	16.397	93.4		1:31.840	
7	25.796	98.0	48.277	106.4	16.100	94.7		1:30.173	15	26.609	88.1	49.396	<u>107.6</u>				1:36.669	
8	26.211	82.4	49.059	106.4	16.199	94.6		1:31.469	16									

30 Woodbridge-Rowley (T4)									Jaguar XK120									
lap	Sect-1	Speed	Sect-2	Speed	Sect-3	Speed	TopSpeed	laptime pit	lap	Sect-1	Speed	Sect-2	Speed	Sect-3	Speed	Topspeed	laptime	pit
1				96.2	20.413	86.4		1:58.150	19	28.072	85.4	51.037	101.4	17.695			1:36.804	
2	29.900	71.7	55.944	92.2	19.833	88.8		1:45.677	20	27.426	86.6	50.833	103.1	17.800			1:36.059	
3	29.664	73.0	57.538	86.9	18.945	87.7		1:46.147	21	27.570	87.4	50.633	103.0	17.669			1:35.872	
4	30.432	71.9	56.173	90.7	22.914	85.9		1:49.519	22	28.243	86.8	51.175	98.9	17.663			1:37.081	
5	29.154	73.1	57.912	94.2	21.254	87.8		1:48.320	23	27.793	84.5	51.043	102.8	17.641			1:36.477	
6	29.455	69.0	59.170	94.8	18.820	88.7		1:47.445	24	29.416	78.5	51.208	102.2	17.843			1:38.467	
7	29.249	73.8	54.561	93.3	18.596	<u>89.8</u>		1:42.406	25	27.671	88.1	50.638	103.3	17.819			1:36.128	
8	29.365	73.4	1:00.928	87.1	19.361	87.2		1:49.654	26	28.086	88.5	52.733	97.7	17.691			1:38.510	
9	29.372	72.8	54.385	94.7	18.219			1:41.976	27	27.472	90.0	52.572	91.7	17.646			1:37.690	
10	28.686	76.1	55.126	96.5	18.898			1:42.710	28	27.115	88.0	50.447	95.0	17.795			1:35.357	
11	28.979	77.5	59.542	82.8	19.291			1:47.812	29	27.353	89.2	<u>49.956</u>	96.7	17.841			1:35.150	
12	29.676	72.3	54.990	93.0				1:49.621	30	27.534	88.0	51.746	103.4	18.089			1:37.369	
13		79.3	52.876	98.7	18.329			3:10.346 P	31	27.416	86.5	51.702	101.6	17.961			1:37.079	
14	28.769	81.0	52.713	99.5	18.112			1:39.594	32	28.049	88.1	50.788	103.4	18.118			1:36.955	
15	28.092	84.4	51.951	100.8	17.838			1:37.881	33	27.463	88.2	51.540	102.6	17.804			1:36.807	
16	28.205	84.7	52.079	102.0	17.578			1:37.862	34	27.431	<u>90.7</u>	50.300	103.4	<u>17.166</u>			<u>1:34.897</u>	
17	27.474	86.7	52.071	100.6	17.708			1:37.253	35	27.055	89.7	50.593	<u>103.6</u>	17.391			1:35.039	
18	27.809	85.9	52.097	101.6	17.511			1:37.417	36	<u>26.728</u>	90.0	50.185	102.3	18.042	82.8		1:34.955	



Session Start: 16:07:20 - Finish: 17:07:52

Weather/Track Conditions: Cloudy / Dry

Circuit: Donington Park National

Track Length: 3.185 Km - 1.9791 miles

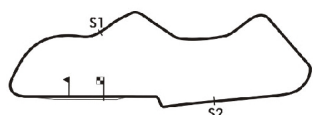
# Donington Historic Festival - 30 Apr - 2 May 2016

## RAC Woodcote Trophy for pre-56 Sportscars

### Race 9 - Sector Analysis

31 Paul Griffin (T1)									Connaught ALSR								
lap	Sect-1	Speed	Sect-2	Speed	Sect-3	Speed	TopSpeed	laptime pit	lap	Sect-1	Speed	Sect-2	Speed	Sect-3	Speed	Topspeed	laptime pit
1				91.4	18.189	81.2		1:50.727	20	27.721	89.6	50.281	94.3	17.804	79.0		1:35.806
2	28.772	81.5	53.606	92.6	17.920	81.9		1:40.298	21	27.741	88.5	50.539	93.8	17.166	82.8		1:35.446
3	28.448	82.8	53.887	93.6	18.064	81.2		1:40.399	22	27.647	87.0	51.805	94.0	17.003	83.3		1:36.455
4	27.948	87.3	52.161	93.5	18.005	79.8		1:38.114	23	27.663	89.6	54.190	92.4	17.219	81.6		1:39.072
5	28.964	81.7	53.679	91.6	17.855	82.7		1:40.498	24	27.819	87.2	51.103	94.7	16.727	83.1		1:35.649
6	28.404	86.7	52.289	92.0	19.461	78.8		1:40.154	25	27.736	85.9	50.916	94.6	16.922	83.7		1:35.574
7	27.994	86.4	52.104	93.6	17.979	81.5		1:38.077	26	27.942	88.1	51.622	95.9	17.111	84.1		1:36.675
8	28.161	84.9	54.510	90.7	17.654	82.3		1:40.325	27	28.019	87.5	50.664	94.7	17.033	84.3		1:35.716
9	27.890	84.7	53.802	93.1	17.352	82.5		1:39.044	28	27.325	88.9	51.112	92.9	17.007	83.5		1:35.444
10	28.091	85.4	51.984	93.4	17.678	82.3		1:37.753	29	27.449	87.9	50.471	93.8	17.143	83.6		1:35.063
11	28.301	81.1	51.779	93.4	17.580	81.7		1:37.660	30	27.814	87.1	50.468	94.4	16.842	84.7		1:35.124
12	28.362	81.5	52.968	92.5	19.477	81.2		1:40.807	31	27.741	84.1	51.081	93.9	17.011	82.8		1:35.833
13	29.969	85.5	51.651	92.2	17.306	82.2		1:38.926	32	27.355	88.1	51.993	94.3	18.096	81.5		1:37.444
14	27.982	83.6	52.826	92.1		1:41.550			33	27.598	88.9	51.161	94.2	17.061	83.5		1:35.820
15		85.3	51.143	93.3	17.300	81.7		2:57.435 P	34	27.791	82.2	51.075	93.0	17.670	82.6		1:36.536
16	28.004	87.1	51.032	93.3	17.815	83.0		1:36.851	35	28.453	88.1	51.510	93.8	17.460	81.0		1:37.423
17	27.760	83.0	52.311	95.2	19.132	80.9		1:39.203	36	27.818	84.1	51.511	91.6	18.125	82.3		1:37.454
18	28.559	82.4	54.698	91.1	17.421	83.0		1:40.678	37	28.643	81.4	51.406	94.4	18.067	81.3		1:38.116
19	28.773	85.1	51.316	93.6	17.148	83.3		1:37.237	38								

34 Midgley-Woodgate (T3)									Aston Martin DB3								
lap	Sect-1	Speed	Sect-2	Speed	Sect-3	Speed	TopSpeed	laptime pit	lap	Sect-1	Speed	Sect-2	Speed	Sect-3	Speed	Topspeed	laptime pit
1				102.8	16.917	94.0		1:34.190	21	26.002	89.8	48.291	106.9	16.187	98.0		1:30.480
2	26.000	98.4	50.303	102.8	16.917	94.0		1:33.220	22	25.597	92.9	47.283	109.3	15.866	96.5		1:28.746
3	25.970	88.3	47.937	110.9	16.427	89.9		1:30.334	23	25.535	97.8	47.337	108.8	15.971	97.7		1:28.843
4	27.232	85.1	49.410	107.9	16.447	95.1		1:33.089	24	25.760	92.4	46.823	111.1	15.781	96.3		1:28.364
5	25.855	94.3	48.462	108.6	16.808	93.3		1:31.125	25	25.755	92.6	47.903	109.5	16.001	98.3		1:29.659
6	26.002	86.5	48.799	109.7	18.200	91.7		1:33.001	26	26.115	81.7	48.357	106.0	16.767	98.6		1:31.239
7	26.069	88.9	49.456	108.1	16.526	95.9		1:32.051	27	25.694	85.2	47.497	110.6	15.786	98.7		1:28.977
8	25.868	88.5	48.266	110.4	17.001	92.6		1:31.135	28	26.340	88.4	47.385	108.6	16.047	97.9		1:29.772
9	26.308	86.2	48.718	106.9	17.135	94.3		1:32.161	29	25.427	93.5	47.864	109.1	15.683	98.3		1:28.974
10	26.048	91.9	48.734	105.4	16.820	94.8		1:31.602	30	26.390	76.4	49.160	107.4	16.800	94.8		1:32.350
11	26.068	91.2	47.998	107.4	17.204	93.6		1:31.270	31	25.713	91.5	47.762	110.9	15.926	95.9		1:29.401
12	26.194	90.2	49.275	107.6	16.900	93.4		1:32.369	32	25.291	96.3	47.941	105.5	17.399	95.9		1:30.631
13	26.203	83.5	50.075	101.7	18.270	94.7		1:34.548	33	25.368	93.4	48.138	109.7	15.771	98.6		1:29.277
14	26.773	88.2	49.306	107.0	16.668	95.5		1:32.747	34	25.743	91.0	47.157	111.3	15.706	97.7		1:28.606
15	26.612	91.5	48.015	109.1		1:33.736			35	25.354	92.5	46.997	110.9	15.649	97.7		1:28.000
16	Out	85.6	47.295	108.8	16.511	96.9		2:46.357 P	36	25.332	95.0	46.896	109.5	15.886	98.4		1:28.114
17	25.752	89.1	47.864	109.5	16.313	97.6		1:29.929	37	25.636	91.2	47.555	109.1	16.634	96.1		1:29.825
18	26.034	87.9	50.025	107.2	16.182	96.7		1:32.241	38	26.460	90.4	47.872	110.9	16.221	96.7		1:30.553
19	25.763	92.9	48.291	108.6	16.100	97.4		1:30.154	39	26.135	86.3	48.394	104.7	16.518	90.5		1:31.047
20	25.931	89.8	49.085	107.4	16.086	97.3		1:31.102	40	25.898	94.4	48.123	101.3	17.784	81.2		1:31.805



**Session Start: 16:07:20 - Finish: 17:07:52**  
**Weather/Track Conditions: Cloudy / Dry**  
**Circuit: Donington Park National**  
**Track Length: 3.185 Km - 1.9791 miles**

# Donington Historic Festival - 30 Apr - 2 May 2016

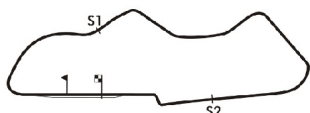
## RAC Woodcote Trophy for pre-56 Sportscars

### Race 9 - Sector Analysis

36 Nigel Batchelor (T3)									Aston Martin DB2/4								
lap	Sect-1	Speed	Sect-2	Speed	Sect-3	Speed	TopSpeed	laptime pit	lap	Sect-1	Speed	Sect-2	Speed	Sect-3	Speed	Topspeed	laptime pit
1				97.9	17.719	88.1		1:48.444	20	27.083	89.8	51.632	100.2	17.552	87.4		1:36.267
2	27.885	87.6	51.131	100.2	17.565	87.4		1:36.581	21	27.747	89.4	51.249	100.5	17.138	88.7		1:36.134
3	27.029	<u>91.2</u>	52.557	99.9	17.949	86.7		1:37.535	22	27.887	84.2	51.466	96.2	18.360	87.2		1:37.713
4	27.245	87.2	52.339	99.6	17.608	86.9		1:37.192	23	27.299	87.6	50.686	100.5	17.101	87.9		1:35.086
5	27.507	88.2	51.772	99.6	18.378	86.1		1:37.657	24	26.988	89.2	52.881	99.3	<u>17.038</u>	88.9		1:36.907
6	27.577	84.9	51.462	99.3	17.320	88.6		1:36.359	25	27.430	84.2	51.296	100.6	17.220	88.5		1:35.946
7	27.081	88.5	51.553	99.5	17.469	84.9		1:36.103	26	27.184	84.4	50.834	100.5	17.062	89.3		1:35.080
8	28.225	83.9	52.169	99.2	17.284	88.7		1:37.678	27	<u>26.941</u>	<u>91.2</u>	50.920	101.3	17.071	88.7		<u>1:34.932</u>
9	28.182	80.9	51.936	98.9	17.489	88.5		1:37.607	28	28.275	81.5	50.856	100.5	17.175	<u>89.7</u>		1:36.306
10	27.425	87.4	55.758	96.3	17.185	88.6		1:40.368	29	27.252	89.2	51.961	99.5	17.578	83.9		1:36.791
11	27.016	88.7	51.131	99.3	17.720	89.1		1:35.867	30	27.307	89.0	53.358	100.0	17.799	85.4		1:38.464
12	27.510	83.4	51.787	100.8	17.151	88.4		1:36.448	31	27.763	90.3	52.133	98.3	17.176	85.9		1:37.072
13	27.078	89.0	<u>50.552</u>	<u>102.5</u>	18.309	85.0		1:35.939	32	27.443	86.5	50.611	100.0	17.497	86.1		1:35.551
14	27.410	88.3	51.302	98.7	17.423	86.2		1:36.135	33	27.466	85.6	50.823	100.0	17.451	88.2		1:35.740
15	27.491	87.1	51.666	99.6	17.493	87.4		1:36.650	34	27.222	88.9	51.830	99.8	17.958	85.6		1:37.010
16	27.759	86.7	51.409	98.2				1:39.484	35	<u>28.656</u>	84.3	52.410	97.9	17.471	86.8		1:38.537
17		79.0	52.700	96.3	17.822	86.9		2:55.723 P	36	27.926	87.6	52.332	98.4	17.869	86.4		1:38.127
18	27.176	90.1	53.497	98.2	17.278	88.4		1:37.951	37	28.008	85.0	52.380	97.9	18.047	86.7		1:38.435
19	27.692	81.8	52.837	97.9	17.349	88.1		1:37.878	38								

39 Evans S-Evans G (T1)									MG Le Mans TC Special								
lap	Sect-1	Speed	Sect-2	Speed	Sect-3	Speed	TopSpeed	laptime pit	lap	Sect-1	Speed	Sect-2	Speed	Sect-3	Speed	Topspeed	laptime pit
1				84.8	20.214	72.6		2:06.446	18	30.443	82.8	57.242	84.9	19.379	76.8		1:47.064
2	31.138	80.8	59.247	84.4	19.478	74.8		1:49.863	19	30.671	82.1	57.963	85.6	19.244	77.8		1:47.878
3	31.097	74.5	58.529	84.7	19.097	74.6		1:48.723	20	30.597	85.0	56.989	86.9	18.350	78.1		1:45.936
4	31.536	73.7	59.640	86.5	19.218	74.2		1:50.394	21	29.860	84.7	58.488	85.7	17.991	78.5		1:46.339
5	31.054	72.3	58.437	84.3	19.131	75.0		1:48.622	22	32.206	78.0	57.571	83.0	18.641	79.0		1:48.418
6	31.524	72.5	1:01.049	81.7	19.165	76.8		1:51.738	23	29.548	82.1	55.519	86.8	17.989	78.6		1:43.056
7	30.549	75.8	59.149	82.3	19.119	73.7		1:48.817	24	29.902	<u>86.1</u>	56.667	87.6	18.623	78.2		1:45.192
8	31.646	71.8	57.915	82.3	20.646	73.7		1:50.207	25	29.542	84.5	56.618	87.6	18.138	79.5		1:44.298
9	30.832	71.2	58.366	82.0	19.379	75.5		1:48.577	26	29.334	84.5	55.352	87.1	18.063	79.9		1:42.749
10	30.858	71.1	57.619	85.0	19.273	73.3		1:47.750	27	29.610	81.4	55.493	88.2	17.958	79.4		1:43.061
11	31.711	72.6	58.848	80.8	18.984	75.7		1:49.543	28	29.639	83.9	55.279	87.2	18.229	79.7		1:43.147
12	30.928	71.7	57.980	82.5	18.927	76.2		1:47.835	29	29.537	83.6	55.784	88.2	18.255	<u>80.9</u>		1:43.576
13	31.666	75.6	58.517	81.9	19.028	76.0		1:49.211	30	30.265	83.0	<u>54.949</u>	88.1	20.378	74.9		1:45.592
14	31.185	74.2	57.755	82.4				1:49.670	31	29.434	84.1	55.137	<u>88.2</u>	<u>17.878</u>	79.8		<u>1:42.449</u>
15	Out	80.4	59.621	84.2	21.445	72.3		3:21.061 P	32	29.793	79.8	56.129	<u>88.4</u>	18.072	79.5		1:43.994
16	31.749	81.8	59.310	84.6	18.910	76.6		1:49.969	33	<u>29.254</u>	85.9	55.267	87.0	18.201	80.3		1:42.722
17	30.651	86.0	57.959	83.9	19.016	76.6		1:47.626	34								

42 Ward S-Ward J (T4)									Jaguar XK120 Ecurie Ecosse								
lap	Sect-1	Speed	Sect-2	Speed	Sect-3	Speed	TopSpeed	laptime pit	lap	Sect-1	Speed	Sect-2	Speed	Sect-3	Speed	Topspeed	laptime pit
1				91.1	19.389	86.3		2:01.225	19	28.871	75.3	52.486	100.3	18.725	86.5		1:40.082
2	30.110	73.7	57.149	101.3	19.132	86.1		1:46.391	20	29.322	78.5	53.850	104.4	17.812	90.5		1:40.984
3	29.982	75.1	56.376	99.6	19.392	86.1		1:45.750	21	27.898	82.6	54.189	93.6	17.777	87.8		1:39.864
4	30.232	67.3	1:00.738	99.5	19.710	82.1		1:50.680	22	28.361	84.7	53.470	104.6	17.493	89.7		1:39.324
5	30.750	69.7	59.684	99.0	19.655	82.6		1:50.089	23	28.031	84.3	51.566	105.5	17.029	89.4		1:36.626
6	30.910	73.8	57.083	98.0	19.322	84.2		1:47.315	24	27.883	81.2	51.916	105.0	33.365	73.9		1:53.164
7	29.625	78.0	57.065	98.3	19.335	85.1		1:46.025	25	28.527	81.1	52.879	104.4	17.426	87.7		1:38.832
8	31.862	67.6	59.807	100.9	19.390	84.2		1:51.059	26	27.712	83.2	52.415	104.1	17.343	88.9		1:37.470
9	30.075	75.0	59.927	89.8	19.720	85.3		1:49.722	27	<u>26.947</u>	<u>88.0</u>	51.419	105.7	17.311	88.8		<u>1:35.677</u>
10	30.999	62.3	56.131	102.8	19.029	86.2		1:46.159	28	27.193	86.0	53.080	105.4	17.354	88.7		1:37.627
11	30.168	69.9	57.986	88.0	20.797	88.0		1:48.951	29	27.196	83.9	51.408	105.2	22.566	82.8		1:41.170
12	31.605	71.4	56.010	100.9	19.009	84.7		1:46.624	30	27.836	82.8	52.426	105.0	17.495	88.8		1:37.757
13	30.193	69.8	56.980	100.5	19.294	82.7		1:46.467	31	27.500	84.9	52.829	105.2	<u>16.869</u>	90.0		1:37.198
14	32.188	71.9	59.357	97.0	18.930	84.4		1:50.475	32	27.277	81.4	52.271	105.9	17.248	87.6		1:36.796
15	31.269	70.1	1:00.882	96.7	19.786	86.3		1:51.937	33	27.929	85.3	53.238	104.4	17.016	88.9		1:38.183
16	31.884	65.1	1:00.350	93.9				1:56.319	34	27.379	83.6	<u>50.734</u>	<u>106.0</u>	17.856	87.2		1:35.969
17	Out	76.0	54.728	98.3	18.540	90.3		3:08.268 P	35	27.822	84.9	53.923	104.6	17.134	<u>92.4</u>		1:38.879
18	29.364	75.9	54.266	104.1	18.120	86.7		1:41.750	36								



Session Start: 16:07:20 - Finish: 17:07:52

Weather/Track Conditions: Cloudy / Dry

Circuit: Donington Park National

Track Length: 3.185 Km - 1.9791 miles

# Donington Historic Festival - 30 Apr - 2 May 2016

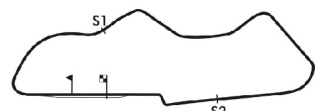
## RAC Woodcote Trophy for pre-56 Sportscars

### Race 9 - Sector Analysis

44 Thorne-Bennett-Baggs (T3A)								Austin-Healey 100M											
lap	Sect-1	Speed	Sect-2	Speed	Sect-3	Speed	TopSpeed	laptime	pit	lap	Sect-1	Speed	Sect-2	Speed	Sect-3	Speed	Topspeed	laptime	pit
1						88.2		1:37.240		19	25.951	90.8	50.672	102.6	17.672	89.7		1:34.295	
2	25.874	101.6	48.145	105.2	16.786	88.8		1:30.805		20	26.412	93.5	48.665	103.6	16.093	92.0		1:31.170	
3	25.792	97.7	48.514	104.4	16.033	91.6		1:30.339		21	26.004	98.3	47.746	102.5	16.511	90.5		1:30.261	
4	26.760	86.8	48.659	104.4	16.089	91.0		1:31.508		22	25.875	94.3	48.337	103.6	16.496	92.0		1:30.708	
5	25.798	99.0	48.495	103.1	16.447	89.8		1:30.740		23	25.742	95.6	49.287	100.5				1:34.729	
6	26.353	90.1	48.628	107.0	18.252	87.6		1:33.233		24	Out	74.5	52.872	99.8	17.779	90.6		3:04.530	P
7	26.417	91.4	49.023	101.6	16.590	89.8		1:32.030		25	27.780	80.6	51.572	104.1	17.323	83.6		1:36.675	
8	25.887	97.4	48.679	104.6	16.585	90.4		1:31.151		26	28.425	79.3	50.562	104.6	17.163	91.4		1:36.150	
9	25.857	99.4	48.801	101.9	16.333	91.4		1:30.991		27	27.376	82.8	51.159	104.7	16.975	92.1		1:35.510	
10	26.167	95.2	48.914	101.6	16.439	90.9		1:31.520		28	27.063	80.9	51.545	104.9	16.790	92.9		1:35.398	
11	26.400	96.7	49.631	103.4	16.664	89.3		1:32.695		29	27.051	82.0	50.754	103.7	16.994	90.4		1:34.799	
12	25.825	98.7	48.387	103.7	17.193	89.5		1:31.405		30	26.946	85.9	50.250	104.2	16.828	92.1		1:34.024	
13	26.138	94.8	50.040	97.4	16.705	91.7		1:32.883		31	26.981	87.9	50.255	104.1	16.916	91.5		1:34.152	
14	25.877	95.9	49.299	103.1	16.600	90.6		1:31.776		32	27.057	87.0	50.130	103.4	16.962	91.0		1:34.149	
15	26.791	98.8	48.245	100.3	16.468	90.5		1:31.504		33	27.671	81.4	50.767	102.0	17.174	89.2		1:35.612	
16	26.192	95.1	48.265	103.0	16.333	91.6		1:30.790		34	27.296	84.8	52.769	97.6	17.976	85.0		1:38.041	
17	26.107	97.4	48.941	106.0	16.260	91.1		1:31.308		35	27.797	87.1	52.694	75.1				1:45.264	
18	26.074	98.4	48.410	100.8	16.316	91.9		1:30.800		36									

56 Nils-Fredrik Nyblæus (T3A)								Austin-Healey 100M											
lap	Sect-1	Speed	Sect-2	Speed	Sect-3	Speed	TopSpeed	laptime	pit	lap	Sect-1	Speed	Sect-2	Speed	Sect-3	Speed	Topspeed	laptime	pit
1					17.151	86.3		1:41.736		20	26.852	92.6	49.686	100.9	17.002	88.5		1:33.540	
2	27.617	91.2	50.668	101.1	16.974	85.7		1:35.259		21	26.605	95.8	50.115	101.1	16.950	86.2		1:33.670	
3	27.617	93.8	52.674	99.8	17.147	87.6		1:37.438		22	27.012	85.6	52.031	99.6	18.305	83.5		1:37.348	
4	27.040	94.1	50.779	99.9	17.158	87.0		1:34.977		23	27.529	91.9	49.858	98.0				1:39.742	
5	26.748	96.5	50.674	99.9	17.122	86.9		1:34.544		24	Out	89.8	51.008	100.6	16.717	85.7		2:54.630	P
6	26.821	97.1	50.423	100.6	17.088	86.4		1:34.332		25	26.888	92.3	50.770	100.6	17.315	87.2		1:34.973	
7	26.679	92.9	50.747	96.6	17.127	86.7		1:34.553		26	26.765	89.5	50.606	103.1	17.043	87.8		1:34.414	
8	26.671	93.9	50.381	101.9	18.153	88.4		1:35.205		27	26.766	96.3	49.355	101.4	16.861	87.0		1:32.982	
9	26.976	95.5	49.813	100.9	16.907	87.1		1:33.696		28	26.818	92.5	49.033	102.6	17.909	88.8		1:33.760	
10	26.638	87.4	51.303	100.6	16.962	88.2		1:34.903		29	26.741	97.6	48.549	102.8	16.619	91.2		1:31.909	
11	26.683	93.3	49.635	100.2	16.979	89.2		1:33.297		30	27.058	98.0	48.746	101.6	16.941	90.9		1:32.745	
12	26.736	93.5	50.082	101.1	17.369	88.2		1:34.187		31	26.333	93.7	49.889	102.5	16.951	88.2		1:33.173	
13	26.803	97.1	49.503	100.8	16.895	86.9		1:33.201		32	27.060	97.8	48.569	102.3	16.592	90.1		1:32.221	
14	26.397	96.6	50.033	101.9	16.825	86.7		1:33.255		33	26.611	95.8	48.749	103.6	17.575	88.0		1:32.935	
15	27.494	85.1	49.925	100.8	17.008	86.1		1:34.427		34	27.010	90.8	49.903	102.3	16.763	90.7		1:33.676	
16	26.706	95.5	50.604	100.8	16.794	86.5		1:34.104		35	26.399	99.0	48.214	102.3	16.769	91.6		1:31.382	
17	26.764	94.7	49.697	100.8	16.685	87.8		1:33.146		36	26.263	95.4	49.576	103.0	16.545	88.7		1:32.384	
18	26.587	95.4	51.108	100.2	17.047	85.9		1:34.742		37	26.267	93.9	49.393	102.8	17.369	90.4		1:33.029	
19	27.103	91.8	50.310	100.6	17.243	88.4		1:34.656		38	26.444	96.7	48.393	102.8	16.763	87.2		1:31.600	

59 Roger Whiteside (T2)								Morgan Plus 4											
lap	Sect-1	Speed	Sect-2	Speed	Sect-3	Speed	TopSpeed	laptime	pit	lap	Sect-1	Speed	Sect-2	Speed	Sect-3	Speed	Topspeed	laptime	pit
1				89.4	19.601	82.9		2:02.487		19	28.777	80.3	55.527	95.8	18.720	83.4		1:43.024	
2	29.450	78.6	57.511	96.3	19.368	81.2		1:46.329		20	28.894	80.4	55.160	95.5	19.004	84.3		1:43.058	
3	29.437	76.9	56.847	96.1	19.158	80.8		1:45.442		21	28.652	84.9	54.781	96.6	18.463	84.0		1:41.896	
4	29.726	69.9	1:00.989	96.9	19.362	81.9		1:50.077		22	28.372	83.5	55.755	97.2	18.221	84.6		1:42.348	
5	31.691	57.7	59.210	97.2	19.942	80.6		1:50.843		23	28.640	80.0	53.677	97.4	18.539	84.0		1:40.856	
6	30.327	77.0	57.488	96.2	19.134	83.3		1:46.949		24	28.773	81.7	54.986	96.3	18.191	86.7		1:41.950	
7	29.517	80.5	57.176	96.7	19.174	83.7		1:45.867		25	28.893	85.0	54.045	98.3	18.688	84.0		1:41.626	
8	32.194	62.0	1:00.096	97.2	19.056	83.0		1:51.346		26	28.101	83.1	54.442	98.2	18.396	83.1		1:40.939	
9	29.682	75.1	59.610	96.2	19.060	82.5		1:48.352		27	29.619	87.2	54.182	98.2	18.918	83.7		1:42.719	
10	30.134	72.3	56.362	95.2	19.038	83.4		1:45.534		28	28.249	83.4	54.057	98.3	18.002	86.4		1:40.308	
11	29.211	80.0	54.875	96.1	18.729	83.3		1:42.815		29	28.732	81.8	55.321	98.7	18.086	85.4		1:42.139	
12	29.710	80.3	56.521	97.0	18.778	83.2		1:45.009		30	27.982	82.6	53.479	97.6	18.068	84.7		1:39.529	
13	28.955	79.9	55.216	96.7	18.615	83.1		1:42.786		31	28.081	87.5	52.359	100.8	18.744	85.3		1:39.184	
14	29.491	79.4	54.360	97.0	18.413	85.3		1:42.264		32	28.941	84.8	53.320	99.5	17.997	85.4		1:40.258	
15	28.574	83.4	54.296	96.2	18.246	84.3		1:41.116		33	27.890	83.1	52.466	98.2	18.315	87.3		1:38.671	
16	28.448	81.1	56.061	95.1	20.320	83.3		1:44.829		34	27.956	85.9	53.499	97.0	18.232	86.1		1:39.687	
17	28.827	81.8	54.773	96.1				1:47.575		35	28.503	82.7	53.385	96.6	18.029	85.0		1:39.917	
18	Out	82.9	55.135	93.8	19.703	82.3		3:11.908	P	36									



Session Start: 16:07:20 - Finish: 17:07:52

Weather/Track Conditions: Cloudy / Dry

Circuit: Donington Park National

Track Length: 3.185 Km - 1.9791 miles



# Donington Historic Festival - 30 Apr - 2 May 2016

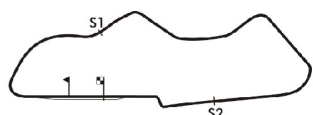
## RAC Woodcote Trophy for pre-56 Sportscars

### Race 9 - Sector Analysis

67 Grandier-Wilhelm (T3)									Aston Martin DB2/4								
lap	Sect-1	Speed	Sect-2	Speed	Sect-3	Speed	TopSpeed	laptime pit	lap	Sect-1	Speed	Sect-2	Speed	Sect-3	Speed	Topspeed	laptime pit
1				98.6	18.471	82.6		1:49.724	19	28.617	79.2	52.271	96.7	18.133	84.8		1:39.021
2	28.884	80.0	53.319	99.5	17.685	85.4		1:39.888	20	28.196	80.8	52.132	97.6	17.915	84.7		1:38.243
3	28.581	81.7	53.210	98.7	17.950	85.7		1:39.741	21	28.172	82.6	53.623	97.6	18.423	81.7		1:40.218
4	28.233	82.0	52.181	<u>100.0</u>	18.144	84.4		1:38.558	22	27.823	<u>86.8</u>	52.086	95.9	18.131	84.2		1:38.040
5	29.155	80.0	53.150	98.3	17.906	85.3		1:40.211	23	28.834	81.5	51.829	97.7	18.139	84.7		1:38.802
6	28.407	80.3	52.467	97.3	18.569	84.2		1:39.443	24	28.167	79.4	52.144	98.9	18.405	81.8		1:38.716
7	28.351	82.6	52.100	98.7	18.247	84.8		1:38.698	25	28.073	81.5	51.978	97.9	17.950	85.2		1:38.001
8	28.327	82.7	52.234	94.2	18.901	84.2		1:39.462	26	28.309	84.7	52.311	96.6	18.423	82.5		1:39.043
9	28.366	82.2	51.613	97.0	18.356	<u>86.9</u>		1:38.335	27	28.052	83.7	51.788	95.4	17.912	85.6		1:37.752
10	28.442	82.4	51.207	97.7	18.172	83.3		1:37.821	28	27.982	85.6	51.658	98.9	17.895	84.8		1:37.535
11	28.395	80.4	51.899	98.6	18.032	83.1		1:38.326	29	28.985	83.5	51.520	99.0	<u>17.462</u>	85.6		1:37.967
12	28.139	83.2	52.838	90.6	19.049	84.1		1:40.026	30	<u>27.640</u>	86.3	<u>51.125</u>	99.3	17.702	84.6		<u>1:36.467</u>
13	28.338	76.7	53.009	97.7	18.116	84.1		1:39.463	31	27.704	86.3	51.278	98.9	17.558	84.6		1:36.540
14	28.185	83.1	51.731	95.6	17.994	84.2		1:37.910	32	27.965	82.8	53.181	95.0	18.095	84.6		1:39.241
15	28.065	<u>86.8</u>	51.425	98.7	18.036	83.7		1:37.526	33	28.239	84.2	51.993	98.0	17.852	84.5		1:38.084
16	28.404	78.5	52.235	94.8	18.381	83.2		1:39.020	34	28.075	83.5	53.679	95.9	18.039	85.0		1:39.793
17	29.037	77.8	53.291	92.7				1:45.562	35	28.059	86.7	52.210	97.6	19.697	79.5		1:39.966
18	Out	78.6	55.499	96.9	18.522	84.0		3:39.856 P	36	28.856	84.2	52.482	99.0	18.569	74.2		1:39.907

71 Montgomery B-Montgomery I (WT5)									Morgan Plus 4								
lap	Sect-1	Speed	Sect-2	Speed	Sect-3	Speed	TopSpeed	laptime pit	lap	Sect-1	Speed	Sect-2	Speed	Sect-3	Speed	Topspeed	laptime pit
1						<u>83.0</u>		1:41.316	2	27.540	<u>96.0</u>						1:34.457

77 Adrian Van Der Kroft (T2)									Cooper T20/23								
lap	Sect-1	Speed	Sect-2	Speed	Sect-3	Speed	TopSpeed	laptime pit	lap	Sect-1	Speed	Sect-2	Speed	Sect-3	Speed	Topspeed	laptime pit
1						87.6		1:40.372	20	27.628	74.4	50.753	97.9	16.341	89.1		1:34.722
2	26.880	95.0	50.758	<u>100.9</u>	16.795	88.7		1:34.433	21	27.222	85.6	50.274	97.2				1:38.794
3	27.062	90.5	51.982	97.3	16.877	87.9		1:35.921	22		91.8	49.745	97.9	16.811	87.9		2:54.548 P
4	27.033	94.6	50.368	97.7	16.752	87.1		1:34.153	23	26.818	96.7	49.418	98.0	16.575	88.9		1:32.811
5	27.022	93.9	50.106	97.3	16.777	85.1		1:33.905	24	<u>26.557</u>	98.4	49.776	98.3	16.397	88.5		1:32.730
6	27.078	94.6	49.694	97.4	16.573	86.7		1:33.345	25	26.739	94.8	49.882	98.7	18.679	85.2		1:35.300
7	26.866	94.4	50.792	96.7	16.755	84.7		1:34.413	26	26.701	93.9	49.437	99.3	16.572	85.0		1:32.710
8	26.711	94.6	51.643	96.9	16.964	84.4		1:35.318	27	26.695	96.5	49.181	99.6	16.903	<u>90.3</u>		1:32.779
9	27.064	95.4	50.232	96.6	16.735	83.3		1:34.031	28	27.357	93.8	49.160	99.0	16.473	87.6		1:32.990
10	27.138	95.1	50.161	97.7	16.607	82.7		1:33.906	29	26.923	95.0	49.826	100.3	16.544	87.9		1:33.293
11	26.817	97.8	50.045	97.7	17.401	86.4		1:34.263	30	26.571	<u>101.3</u>	49.786	100.3	17.703	85.6		1:34.060
12	27.119	99.4	49.669	97.6	16.807	86.4		1:33.595	31	27.059	95.9	<u>48.564</u>	100.3	16.553	88.8		1:32.176
13	26.804	97.6	49.350	98.2	16.571	86.8		1:32.725	32	26.600	96.3	48.812	99.3	16.336	89.4		<u>1:31.748</u>
14	26.896	96.2	50.335	96.5	16.706	84.3		1:33.937	33	26.955	95.5	49.272	98.6	16.504	85.2		1:32.731
15	27.381	96.5	49.797	99.5	16.834	86.8		1:34.012	34	27.509	92.9	50.052	96.1	16.638	84.4		1:34.199
16	27.925	94.3	49.325	97.9	16.760	86.8		1:34.010	35	27.106	96.5	49.345	97.9	16.661	86.3		1:33.112
17	26.784	98.4	49.255	97.7	16.962	86.8		1:33.001	36	26.875	94.6	49.703	97.6	16.769	87.8		1:33.347
18	26.741	95.0	49.137	98.0	16.703	85.6		1:32.581	37	27.076	95.0	49.441	98.7	16.444	84.1		1:32.961
19	26.979	93.3	49.513	97.7	<u>16.297</u>	86.8		1:32.789	38	28.034	94.4	49.071	99.0	16.591	83.3		1:33.696



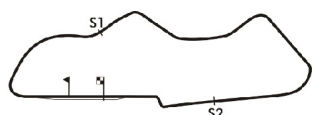
Session Start: 16:07:20 - Finish: 17:07:52  
 Weather/Track Conditions: Cloudy / Dry  
 Circuit: Donington Park National  
 Track Length: 3.185 Km - 1.9791 miles

# Donington Historic Festival - 30 Apr - 2 May 2016

## RAC Woodcote Trophy for pre-56 Sportscars

### Race 9 - Sector Analysis

154 Ziller-Arif (T2)									Triumph TR2								
lap	Sect-1	Speed	Sect-2	Speed	Sect-3	Speed	TopSpeed	laptime pit	lap	Sect-1	Speed	Sect-2	Speed	Sect-3	Speed	Topspeed	laptime pit
1				93.5	19.306	81.2		1:57.402	19	28.919	84.5	54.700	94.0	18.025	82.2		1:41.644
2	29.357	79.5	55.560	91.4	18.304	82.1		1:43.221	20	29.774	69.7	53.015	94.2	20.046	81.0		1:42.835
3	30.800	78.3	56.457	92.2	18.459	81.0		1:45.716	21	29.001	86.5	52.264	93.8	17.509	85.0		1:38.774
4	29.986	79.7	55.271	92.9	18.273	80.9		1:43.530	22	28.392	90.8	52.464	93.5	17.541	84.4		1:38.397
5	30.017	65.7	54.394	92.9	18.114	83.3		1:42.525	23	28.188	88.4	53.388	94.6	17.405	84.4		1:38.981
6	28.703	86.5	55.411	93.6	19.998	80.8		1:44.112	24	27.800	92.0	52.043	94.3	17.469	83.9		1:37.312
7	29.474	86.8	55.208	87.3	18.489	84.6		1:43.171	25	28.129	93.8	51.976	94.3	17.371	85.3		1:37.476
8	28.778	85.0	54.466	93.8	17.829	81.9		1:41.073	26	28.967	90.2	52.080	94.2	18.486	83.9		1:39.533
9	29.145	83.4	54.133	93.0	18.195	82.2		1:41.473	27	28.592	<u>94.2</u>	51.717	94.8	18.982	79.9		1:39.291
10	29.841	82.3	53.497	92.7	18.015	83.2		1:41.353	28	27.956	90.1	52.033	94.4	17.258	85.4		1:37.247
11	28.944	87.2	53.105	93.5	17.924	84.0		1:39.973	29	27.699	91.2	52.801	95.6	18.069	86.0		1:38.569
12	29.168	82.2	52.662	94.0	18.005	82.5		1:39.835	30	29.328	84.8	52.056	95.4	17.422	84.8		1:38.806
13	29.013	86.5	55.220	91.4	18.224	81.5		1:42.457	31	28.195	88.9	52.420	95.8	18.577	83.3		1:39.192
14	29.055	83.0	53.814	92.5	18.118	83.0		1:40.987	32	27.974	88.9	51.091	<u>96.7</u>	17.320	86.1		1:36.385
15	29.228	83.4	54.693	93.9	17.965	83.4		1:41.886	33	28.169	88.9	51.706	96.3	17.100	<u>87.1</u>		1:36.975
16	29.086	85.8	53.402	93.5	18.233	84.4		1:40.721	34	27.517	93.0	50.957	<u>96.7</u>	17.194	86.3		1:35.668
17	28.842	87.0	55.019	93.3				1:47.071	35	27.304	90.2	50.567	95.5	16.953	86.7		1:34.824
18	Out	73.6	54.741	91.7	18.016	80.0		3:03.912 P	36	27.562	93.5	50.806	95.5	17.327	82.3		1:35.695



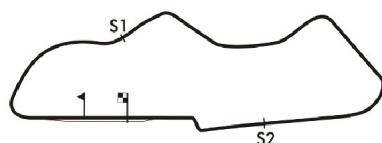
**Session Start: 16:07:20 - Finish: 17:07:52**  
**Weather/Track Conditions: Cloudy / Dry**  
**Circuit: Donington Park National**  
**Track Length: 3.185 Km - 1.9791 miles**

# Donington Historic Festival - 30 Apr - 2 May 2016

## RAC Woodcote Trophy for pre-56 Sportscars

### Race 9 - Best Sector Times

POS	NO	DRIVER/S	Sector 1			Sector 2			Sector 3			IDEAL LAP	BEST LAP	On
			TIME	LAP	POS	TIME	LAP	POS	TIME	LAP	POS			
1	8	Gary Pearson	23.439	36	2	44.187	41	2	14.690	35	2	1:22.316	<b>1:22.560</b>	<b>35</b>
2	11	Wakeman-Blakeney-Edwards	23.084	32	1	43.808	41	1	14.879	32	3	1:21.771	<b>1:22.602</b>	<b>34</b>
3	10	Paul-Bourne	24.384	34	3	45.019	39	3	15.037	34	4	1:24.440	<b>1:24.730</b>	<b>34</b>
4	6	Ure-Wigley	24.494	39	4	45.338	34	4	15.330	36	5	1:25.162	<b>1:25.303</b>	<b>34</b>
5	20	Rudiger Friedrichs	25.187	11	7	46.940	37	9	15.853	25	9	1:27.980	<b>1:28.349</b>	<b>25</b>
6	34	Midgley-Woodgate	25.291	32	9	46.823	24	7	15.649	35	7	1:27.763	<b>1:28.000</b>	<b>35</b>
7	77	Adrian Van Der Kroft	26.557	24	16	48.564	31	15	16.297	19	13	1:31.418	<b>1:31.748</b>	<b>32</b>
8	16	Christopher Jolly	26.148	37	13	48.543	29	14	16.680	38	16	1:31.371	<b>1:31.556</b>	<b>38</b>
9	56	Nils-Fredrik Nyblæus	26.263	36	14	48.214	35	13	16.545	36	15	1:31.022	<b>1:31.382</b>	<b>35</b>
10	27	Martyn Corfield	26.531	32	15	49.448	36	16	16.739	30	18	1:32.718	<b>1:33.209</b>	<b>34</b>
11	36	Nigel Batchelor	26.941	27	18	50.552	13	20	17.038	24	21	1:34.531	<b>1:34.932</b>	<b>27</b>
12	31	Paul Griffin	27.325	28	21	50.281	20	19	16.727	24	17	1:34.333	<b>1:35.063</b>	<b>29</b>
13	7	Hood-Young	25.274	36	8	46.896	29	8	15.597	27	6	1:27.767	<b>1:28.201</b>	<b>30</b>
14	67	Grandidier-Wilhelm	27.640	30	23	51.125	30	24	17.462	29	24	1:36.227	<b>1:36.467</b>	<b>30</b>
15	30	Woodbridge-Rowley	26.728	36	17	49.956	29	17	17.166	34	23	1:33.850	<b>1:34.897</b>	<b>34</b>
16	154	Ziller-Arif	27.304	35	20	50.567	35	21	16.953	35	20	1:34.824	<b>1:34.824</b>	<b>35</b>
17	44	Thorne-Bennett-Baggs	25.742	23	12	47.746	21	12	16.033	3	11	1:29.521	<b>1:30.261</b>	<b>21</b>
18	12	Steve Brooks	25.094	10	6	46.550	25	6	16.120	28	12	1:27.764	<b>1:28.525</b>	<b>8</b>
19	59	Roger Whiteside	27.890	33	25	52.359	31	25	17.997	32	27	1:38.246	<b>1:38.671</b>	<b>33</b>
20	42	Ward S-Ward J	26.947	27	19	50.734	34	23	16.869	31	19	1:34.550	<b>1:35.677</b>	<b>27</b>
21	19	Matthew Holme	28.100	6	26	54.741	5	26	11.563	23	1	1:34.404	<b>1:36.130</b>	<b>23</b>
22	39	Evans S-Evans G	29.254	33	27	54.949	30	27	17.878	31	26	1:42.081	<b>1:42.449</b>	<b>31</b>
23	22	Karsten Le Blanc	25.730	13	11	47.214	13	10	16.424	20	14	1:29.368	<b>1:30.071</b>	<b>13</b>
24	23	Wood T-Wood B	24.676	11	5	45.523	15	5	15.853	11	10	1:26.052	<b>1:26.871</b>	<b>13</b>
25	28	Woolmer-Abecassis	25.613	3	10	47.477	3	11	15.745	2	8	1:28.835	<b>1:29.410</b>	<b>3</b>
26	14	Brown J-Brown C	27.764	12	24	50.062	12	18	17.722	2	25	1:35.548	<b>1:39.318</b>	<b>3</b>
27	71	Montgomery B-Montgomery I	27.540	2	22	50.706	1	22	17.162	1	22	1:35.408	<b>1:34.457</b>	<b>2</b>
28	9	Benjamin Eastick												



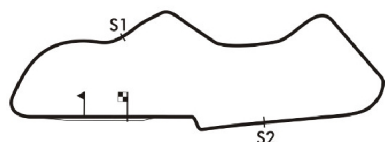
**Session Start: 16:07:20 - Finish: 17:07:52**  
**Weather/Track Conditions: Cloudy / Dry**  
**Circuit: Donington Park National**  
**Track Length: 3.185 Km - 1.9791 miles**

# Donington Historic Festival - 30 Apr - 2 May 2016

## RAC Woodcote Trophy for pre-56 Sportscars

### Race 9 - Best Sector Speeds

	NO	SECTOR 1	MPH	NO	SECTOR 2	MPH	NO	SECTOR 3	MPH
1	11	Wakeman-Blakeney-Edwar	109.2	8	Gary Pearson	123.8	8	Gary Pearson	109.1
2	12	Steve Brooks	108.5	11	Wakeman-Blakeney-Edward	122.2	11	Wakeman-Blakeney-Edward	107.6
3	6	Ure-Wigley	105.6	20	Rudiger Friedrichs	116.3	20	Rudiger Friedrichs	103.1
4	8	Gary Pearson	104.6	10	Paul-Bourne	114.1	23	Wood T-Wood B	99.8
5	28	Woolmer-Abecassis	104.1	6	Ure-Wigley	113.0	6	Ure-Wigley	98.7
6	20	Rudiger Friedrichs	102.9	23	Wood T-Wood B	112.4	34	Midgley-Woodgate	98.7
7	44	Thorne-Bennett-Baggs	101.6	34	Midgley-Woodgate	111.3	10	Paul-Bourne	98.4
8	77	Adrian Van Der Kroft	101.3	12	Steve Brooks	108.8	28	Woolmer-Abecassis	95.5
9	7	Hood-Young	101.2	7	Hood-Young	108.4	7	Hood-Young	94.3
10	10	Paul-Bourne	101.2	28	Woolmer-Abecassis	107.6	12	Steve Brooks	94.2
11	23	Wood T-Wood B	99.4	44	Thorne-Bennett-Baggs	107.0	16	Christopher Jolly	93.3
12	56	Nils-Fredrik Nyblæus	99.0	16	Christopher Jolly	106.2	44	Thorne-Bennett-Baggs	92.9
13	34	Midgley-Woodgate	98.4	42	Ward S-Ward J	106.0	14	Brown J-Brown C	92.5
14	16	Christopher Jolly	98.1	14	Brown J-Brown C	105.5	42	Ward S-Ward J	92.4
15	71	Montgomery B-Montgomery	96.0	22	Karsten Le Blanc	105.2	56	Nils-Fredrik Nyblæus	91.6
16	22	Karsten Le Blanc	94.8	30	Woodbridge-Rowley	103.6	22	Karsten Le Blanc	91.4
17	27	Martyn Corfield	94.7	56	Nils-Fredrik Nyblæus	103.6	77	Adrian Van Der Kroft	90.3
18	154	Ziller-Arif	94.2	36	Nigel Batchelor	102.5	30	Woodbridge-Rowley	89.8
19	36	Nigel Batchelor	91.2	77	Adrian Van Der Kroft	100.9	36	Nigel Batchelor	89.7
20	30	Woodbridge-Rowley	90.7	59	Roger Whiteside	100.8	27	Martyn Corfield	87.9
21	31	Paul Griffin	89.6	67	Grandidier-Wilhelm	100.0	59	Roger Whiteside	87.3
22	19	Matthew Holme	89.5	27	Martyn Corfield	98.6	154	Ziller-Arif	87.1
23	14	Brown J-Brown C	88.4	154	Ziller-Arif	96.7	67	Grandidier-Wilhelm	86.9
24	42	Ward S-Ward J	88.0	31	Paul Griffin	95.9	19	Matthew Holme	86.0
25	59	Roger Whiteside	87.5	71	Montgomery B-Montgomery	94.6	31	Paul Griffin	84.7
26	67	Grandidier-Wilhelm	86.8	19	Matthew Holme	93.8	71	Montgomery B-Montgomery	83.0
27	39	Evans S-Evans G	86.1	39	Evans S-Evans G	88.4	39	Evans S-Evans G	80.9
28	9	Benjamin Eastick	0.0	9	Benjamin Eastick	0.0	9	Benjamin Eastick	0.0



**Session Start: 16:07:20 - Finish: 17:07:52**  
**Weather/Track Conditions: Cloudy / Dry**  
**Circuit: Donington Park National**  
**Track Length: 3.185 Km - 1.9791 miles**

# Donington Historic Festival - 30 Apr - 2 May 2016

## RAC Woodcote Trophy for pre-56 Sportscars

### Race 9 - Lap Chart

Lap 1			Lap 2			Lap 3			Lap 4			Lap 5			Lap 6		
NO	Behind	Laptime	NO	Behind	Laptime	NO	Behind	Laptime	NO	Behind	Laptime	NO	Behind	Laptime	NO	Behind	Laptime
8		1:26.849	8		1:26.078	8		1:24.670	8		1:26.003	8		1:31.355	8		1:25.366
11	2.256	1:29.105	11	2.176	1:25.998	11	3.040	1:25.534	39	1 LAP	1:48.723	11	1.106	1:29.582	11	1.036	1:25.296
10	4.569	1:31.418	10	7.591	1:29.100	10	11.443	1:28.522	11	2.879	1:25.842	30	1 LAP	1:49.519	154	1 LAP	1:42.525
6	5.320	1:32.169	6	8.765	1:29.523	6	12.081	1:27.986	6	14.124	1:28.046	42	1 LAP	1:50.680	19	1 LAP	1:41.886
20	6.160	1:33.009	20	10.686	1:30.604	23	15.475	1:28.909	10	14.703	1:29.263	59	1 LAP	1:50.077	6	16.525	1:30.186
34	7.341	1:34.190	23	11.236	1:28.796	20	16.553	1:30.537	23	17.929	1:28.457	6	11.705	1:28.936	10	18.561	1:30.083
23	8.518	1:35.367	12	12.710	1:29.623	12	17.686	1:29.646	20	20.324	1:29.774	10	13.844	1:30.496	23	18.907	1:29.338
12	9.165	1:36.014	28	13.230	1:29.726	28	17.970	1:29.410	12	21.749	1:30.066	23	14.935	1:28.361	20	24.132	1:30.552
28	9.582	1:36.431	34	14.483	1:33.220	34	20.147	1:30.334	44	26.292	1:31.508	20	18.946	1:29.977	12	25.440	1:30.952
44	10.391	1:37.240	44	15.118	1:30.805	44	20.787	1:30.339	34	27.233	1:33.089	12	19.854	1:29.460	30	1 LAP	1:48.320
22	10.404	1:37.253	22	17.381	1:33.055	22	24.740	1:32.029	22	34.812	1:36.075	39	1 LAP	1:50.394	44	33.544	1:33.233
7	12.474	1:39.323	7	21.508	1:35.112	77	33.129	1:35.921	28	38.551	1:46.584	44	25.677	1:30.740	42	1 LAP	1:50.089
77	13.523	1:40.372	77	21.878	1:34.433	56	36.836	1:37.438	77	41.279	1:34.153	34	27.003	1:31.125	34	34.638	1:33.001
71	14.467	1:41.316	71	22.846	1:34.457	16	37.606	1:37.229	56	45.810	1:34.977	77	43.829	1:33.905	59	1 LAP	1:50.843
56	14.887	1:41.736	56	24.068	1:35.259	27	38.278	1:37.600	16	47.058	1:35.455	56	48.999	1:34.544	39	1 LAP	1:48.622
16	16.360	1:43.209	16	25.047	1:34.765	36	44.963	1:37.535	27	47.984	1:35.709	16	50.579	1:34.876	7	3 LAPS	6:14.787
27	16.742	1:43.591	27	25.348	1:34.684	14	50.470	1:39.318	36	56.152	1:37.192	27	51.502	1:34.873	77	51.808	1:33.345
14	21.094	1:47.943	36	32.098	1:36.581	67	51.756	1:39.741	67	1:04.311	1:38.558	36	1:02.454	1:37.657	56	57.965	1:34.332
36	21.595	1:48.444	14	35.822	1:40.806	31	53.827	1:40.399	14	1:04.674	1:40.207	67	1:13.167	1:40.211	16	59.370	1:34.157
67	22.875	1:49.724	67	36.685	1:39.888	154	1:08.742	1:45.716	31	1:05.938	1:38.114	14	1:14.275	1:40.956	27	1:00.598	1:34.462
31	23.878	1:50.727	31	38.098	1:40.298	19	1:11.494	1:45.047	154	1:26.269	1:43.530	31	1:15.081	1:40.498	36	1:13.447	1:36.359
154	30.553	1:57.402	154	47.696	1:43.221	30	1:12.377	1:46.147	19	1:27.967	1:42.476						
30	31.301	1:58.150	30	50.900	1:45.677	42	1:15.769	1:45.750									
19	32.944	1:59.793	19	51.117	1:44.251	59	1:16.661	1:45.442									
42	34.376	2:01.225	42	54.689	1:46.391												
59	35.638	2:02.487	59	55.889	1:46.329												
39	39.597	2:06.446	39	1:03.382	1:49.863												

Session Start: 16:07:20 - Finish: 17:07:52

Weather/Track Conditions: Cloudy / Dry

Circuit: Donington Park National

Track Length: 3.185 Km - 1.9791 miles

# Donington Historic Festival - 30 Apr - 2 May 2016

## RAC Woodcote Trophy for pre-56 Sportscars

### Race 9 - Lap Chart

Lap 7			Lap 8			Lap 9			Lap 10			Lap 11			Lap 12		
NO	Behind	Laptime	NO	Behind	Laptime	NO	Behind	Laptime	NO	Behind	Laptime	NO	Behind	Laptime	NO	Behind	Laptime
8		1:24.240	8		1:24.584	8		1:25.375	8		1:27.210	8		1:24.369	8		1:24.666
11	2.448	1:25.652	36	1 LAP	1:36.103	11	1.395	1:24.718	56	1 LAP	1:33.696	77	1 LAP	1:33.906	11	4.368	1:24.492
67	1 LAP	1:39.443	11	2.052	1:24.188	39	2 LAPS	1:48.817	16	1 LAP	1:35.061	11	4.542	1:26.583	154	2 LAPS	1:41.353
14	1 LAP	1:39.607	67	1 LAP	1:38.698	36	1 LAP	1:37.678	11	2.328	1:28.143	56	1 LAP	1:34.903	77	1 LAP	1:34.263
31	1 LAP	1:40.154	31	1 LAP	1:38.077	6	27.165	1:27.656	27	1 LAP	1:36.342	16	1 LAP	1:34.396	19	2 LAPS	1:41.872
6	21.253	1:28.968	14	1 LAP	1:44.304	22	4 LAPS	7:04.267	30	2 LAPS	1:49.654	27	1 LAP	1:34.600	56	1 LAP	1:33.297
10	22.863	1:28.542	6	24.884	1:28.215	10	28.968	1:28.541	7	4 LAPS	1:44.111	30	2 LAPS	1:41.976	16	1 LAP	1:33.410
23	23.344	1:28.677	10	25.802	1:27.523	23	30.645	1:29.182	42	2 LAPS	1:51.059	7	4 LAPS	1:38.112	27	1 LAP	1:34.907
20	29.211	1:29.319	23	26.838	1:28.078	67	1 LAP	1:39.462	59	2 LAPS	1:51.346	6	32.135	1:29.661	6	34.819	1:27.350
154	1 LAP	1:44.112	20	33.932	1:29.305	31	1 LAP	1:40.325	36	1 LAP	1:37.607	10	34.142	1:28.588	10	37.233	1:27.757
19	1 LAP	1:43.510	12	1 LAP	3:00.328	20	37.644	1:29.087	6	26.843	1:26.888	23	36.160	1:29.389	23	38.894	1:27.400
44	41.334	1:32.030	44	47.901	1:31.151	14	1 LAP	1:39.591	10	29.923	1:28.165	36	1 LAP	1:40.368	30	2 LAPS	1:42.710
34	42.449	1:32.051	34	49.000	1:31.135	12	1 LAP	1:28.525	23	31.140	1:27.705	59	2 LAPS	1:48.352	7	4 LAPS	1:41.132
30	1 LAP	1:47.445	19	1 LAP	1:42.218	44	53.517	1:30.991	39	2 LAPS	1:50.207	42	2 LAPS	1:49.722	20	48.953	1:29.123
42	1 LAP	1:47.315	154	1 LAP	1:43.171	34	55.786	1:32.161	20	39.732	1:29.298	20	44.496	1:29.133	36	1 LAP	1:35.867
59	1 LAP	1:46.949	30	1 LAP	1:42.406	154	1 LAP	1:41.073	67	1 LAP	1:38.335	12	1 LAP	1:28.644	12	1 LAP	1:30.993
77	1:01.981	1:34.413	77	1:12.715	1:35.318	19	1 LAP	1:42.636	12	1 LAP	1:29.726	67	1 LAP	1:37.821	59	2 LAPS	1:45.534
7	3 LAPS	1:39.983	42	1 LAP	1:46.025	77	1:21.371	1:34.031	31	1 LAP	1:39.044	39	2 LAPS	1:48.577	42	2 LAPS	1:46.159
56	1:08.278	1:34.553	59	1 LAP	1:45.867				14	1 LAP	1:40.603	31	1 LAP	1:37.753	67	1 LAP	1:38.326
16	1:09.010	1:33.880	56	1:18.899	1:35.205				44	57.827	1:31.520	44	1:06.153	1:32.695	31	1 LAP	1:37.660
27	1:11.161	1:34.803	16	1:19.144	1:34.718				34	1:00.178	1:31.602	34	1:07.079	1:31.270	44	1:12.892	1:31.405
39	1 LAP	1:51.738	7	3 LAPS	1:40.128				154	1 LAP	1:41.473	14	1 LAP	1:55.083	34	1:14.782	1:32.369
			27	1:20.973	1:34.396				19	1 LAP	1:41.751				39	2 LAPS	1:47.750

**Session Start: 16:07:20 - Finish: 17:07:52**

**Weather/Track Conditions: Cloudy / Dry**

**Circuit: Donington Park National**

**Track Length: 3.185 Km - 1.9791 miles**

# Donington Historic Festival - 30 Apr - 2 May 2016

## RAC Woodcote Trophy for pre-56 Sportscars

### Race 9 - Lap Chart

Lap 13			Lap 14			Lap 15			Lap 16			Lap 17			Lap 18		
NO	Behind	Laptime	NO	Behind	Laptime	NO	Behind	Laptime	NO	Behind	Laptime	NO	Behind	Laptime	NO	Behind	Laptime
8		1:24.253	8		1:25.306	8		1:24.799	8		1:24.381	8		1:24.042	8		1:25.712
11	4.385	1:24.270	42	3 LAPS	1:48.951	44	1 LAP	1:31.776	36	2 LAPS	1:36.135	22	10 LAPS	1:33.270	12	2 LAPS	1:30.223
28	8 LAPS	12:30.681	31	2 LAPS	1:40.807	11	4.231	1:25.239	11	4.599	1:24.749	11	6.736	1:26.179	7	6 LAPS	1:30.700
77	1 LAP	1:33.595	11	3.791	1:24.712	<b>30</b>	3 LAPS	1:49.621	44	1 LAP	1:31.504	36	2 LAPS	1:36.650	11	5.648	1:24.624
154	2 LAPS	1:39.973	39	3 LAPS	1:49.543	34	1 LAP	1:32.747	<b>34</b>	1 LAP	1:33.736	44	1 LAP	1:30.790	<b>39</b>	4 LAPS	1:49.670
56	1 LAP	1:34.187	28	8 LAPS	1:31.722	67	2 LAPS	1:39.463	67	2 LAPS	1:37.910	30	4 LAPS	3:10.346	154	3 LAPS	1:41.886
16	1 LAP	1:33.933	77	1 LAP	1:32.725	59	3 LAPS	1:45.009	59	3 LAPS	1:42.786	67	2 LAPS	1:37.526	22	10 LAPS	1:32.281
19	2 LAPS	1:42.426	56	1 LAP	1:33.201	31	2 LAPS	1:38.926	<b>31</b>	2 LAPS	1:41.550	<b>28</b>	8 LAPS	1:35.079	34	2 LAPS	2:46.357
27	1 LAP	1:34.366	16	1 LAP	1:33.674	42	3 LAPS	1:46.624	28	8 LAPS	1:31.469	6	49.445	1:26.780	44	1 LAP	1:31.308
6	37.515	1:26.949	6	40.320	1:28.111	28	8 LAPS	1:30.173	6	46.707	1:27.664	59	3 LAPS	1:42.264	<b>36</b>	2 LAPS	1:39.484
10	40.129	1:27.149	154	2 LAPS	1:39.835	77	1 LAP	1:33.937	42	3 LAPS	1:46.467	10	52.965	1:27.427	19	4 LAPS	3:28.316
23	41.512	1:26.871	10	43.566	1:28.743	39	3 LAPS	1:47.835	77	1 LAP	1:34.012	77	1 LAP	1:34.010	30	4 LAPS	1:39.594
20	55.464	1:30.764	23	44.100	1:27.894	6	43.424	1:27.903	10	49.580	1:28.074	56	1 LAP	1:34.104	31	3 LAPS	2:57.435
7	4 LAPS	1:41.058	27	1 LAP	1:36.633	56	1 LAP	1:33.255	56	1 LAP	1:34.427	16	1 LAP	1:34.412	6	51.513	1:27.780
12	1 LAP	1:30.105	19	2 LAPS	1:42.991	10	45.887	1:27.120	16	1 LAP	1:34.890	42	3 LAPS	1:50.475	10	54.589	1:27.336
36	1 LAP	1:36.448	14	3 LAPS	3:44.588	23	47.703	1:28.402	39	3 LAPS	1:49.211	20	1:13.738	1:29.115	67	2 LAPS	1:39.020
30	2 LAPS	1:47.812	20	58.973	1:28.815	16	1 LAP	1:34.630	20	1:08.665	1:29.499	27	1 LAP	1:34.943	77	1 LAP	1:33.001
59	2 LAPS	1:42.815	12	1 LAP	1:29.697	27	1 LAP	1:35.639	27	1 LAP	1:36.933				59	3 LAPS	1:41.116
44	1:21.522	1:32.883	36	1 LAP	1:35.939	154	2 LAPS	1:42.457	<b>23</b>	1:12.970	1:49.648				56	1 LAP	1:33.146
34	1:25.077	1:34.548	<b>7</b>	4 LAPS	1:44.039	20	1:03.547	1:29.373	154	2 LAPS	1:40.987				16	1 LAP	1:32.546
67	1 LAP	1:40.026				<b>14</b>	3 LAPS	1:43.058	12	1 LAP	1:29.813				20	1:17.097	1:29.071
						<b>19</b>	2 LAPS	1:50.279	7	5 LAPS	2:54.127						
						12	1 LAP	1:37.888									
						22	9 LAPS	9:21.690									

**Session Start: 16:07:20 - Finish: 17:07:52**

**Weather/Track Conditions: Cloudy / Dry**

**Circuit: Donington Park National**

**Track Length: 3.185 Km - 1.9791 miles**

# Donington Historic Festival - 30 Apr - 2 May 2016

## RAC Woodcote Trophy for pre-56 Sportscars

### Race 9 - Lap Chart

Lap 19			Lap 20			Lap 21			Lap 22			Lap 23			Lap 24		
NO	Behind	Laptime	NO	Behind	Laptime	NO	Behind	Laptime	NO	Behind	Laptime	NO	Behind	Laptime	NO	Behind	Laptime
8		1:24.763	8		1:24.996	8		1:24.991	8		1:26.100	8		1:29.315	8		2:43.538
11	5.670	1:24.785	16	2 LAPS	1:34.136	56	2 LAPS	1:34.656	77	2 LAPS	1:34.722	30	5 LAPS	1:37.417	28	9 LAPS	1:36.669
27	2 LAPS	1:35.417	20	1 LAP	1:34.371	16	2 LAPS	1:34.276	11	1 LAP	2:50.943	11	1 LAP	1:24.094	11	9.176	1:24.789
12	2 LAPS	1:28.935	59	4 LAPS	1:44.829	7	6 LAPS	1:28.942	56	2 LAPS	1:33.540	31	4 LAPS	1:37.237	154	4 LAPS	1:42.835
7	6 LAPS	1:30.866	11	8.548	1:27.874	59	4 LAPS	1:47.575	7	6 LAPS	1:29.077	19	5 LAPS	1:42.562	20	1 LAP	1:29.742
42	4 LAPS	1:51.937	7	6 LAPS	1:29.677	34	2 LAPS	1:30.154	16	2 LAPS	1:38.429	77	2 LAPS	1:38.794	42	5 LAPS	1:40.082
22	10 LAPS	1:31.560	27	2 LAPS	1:38.575	22	10 LAPS	1:30.308	27	3 LAPS	3:03.606	56	2 LAPS	1:33.670	77	2 LAPS	2:54.548
34	2 LAPS	1:29.929	34	2 LAPS	1:32.241	44	1 LAP	1:31.170	34	2 LAPS	1:31.102	7	6 LAPS	1:28.923	30	4 LAPS	1:36.059
154	3 LAPS	1:40.721	22	10 LAPS	1:35.877	36	3 LAPS	1:37.951	22	10 LAPS	1:31.731	12	5 LAPS	6:07.156	31	3 LAPS	1:35.446
44	1 LAP	1:30.800	36	3 LAPS	2:55.723	39	5 LAPS	1:49.969	67	4 LAPS	3:39.856	34	2 LAPS	1:30.480	7	5 LAPS	1:29.044
19	4 LAPS	1:44.613	44	1 LAP	1:34.295	6	1:07.330	1:33.159	44	1 LAP	1:30.261	27	3 LAPS	1:36.380	16	2 LAPS	1:33.940
28	9 LAPS	2:55.793	39	5 LAPS	3:21.061	28	9 LAPS	1:32.382	36	3 LAPS	1:37.878	22	10 LAPS	1:30.071	39	5 LAPS	1:47.878
30	4 LAPS	1:37.881	42	4 LAPS	1:56.319	10	1:10.053	1:33.374	154	4 LAPS	3:03.912	59	5 LAPS	3:11.908	34	1 LAP	1:28.843
6	54.579	1:27.829	154	3 LAPS	1:47.071	30	4 LAPS	1:37.253	42	5 LAPS	3:08.268	67	4 LAPS	1:39.021	56	1 LAP	1:39.742
31	3 LAPS	1:36.851	6	59.162	1:29.579	20	1 LAP	2:45.600	28	9 LAPS	1:31.638	44	1 LAP	1:30.708	19	4 LAPS	1:43.683
10	57.299	1:27.473	28	9 LAPS	1:32.019	31	3 LAPS	1:40.678	20	1 LAP	1:29.421	36	3 LAPS	1:36.267	22	9 LAPS	1:30.690
77	1 LAP	1:32.581	10	1:01.670	1:29.367	19	4 LAPS	1:42.282	39	5 LAPS	1:47.626	6	1 LAP	2:52.872	27	2 LAPS	1:34.096
67	2 LAPS	1:45.562	30	4 LAPS	1:37.862							10	1 LAP	2:50.318	6	1:17.871	1:28.980
56	1 LAP	1:34.742	19	4 LAPS	1:43.033							154	4 LAPS	1:41.644	10	1:18.388	1:29.129
			31	3 LAPS	1:39.203							28	9 LAPS	1:31.840	12	5 LAPS	3:35.608
			77	1 LAP	1:32.789							42	5 LAPS	1:41.750	67	3 LAPS	1:40.218
												20	1 LAP	1:29.468	59	4 LAPS	1:43.058
												11	1:27.925	1:24.746			
												30	4 LAPS	1:36.804			
												31	3 LAPS	1:35.806			
												39	5 LAPS	1:47.064			
												16	2 LAPS	2:54.907			
												7	5 LAPS	1:30.289			

**Session Start: 16:07:20 - Finish: 17:07:52**

**Weather/Track Conditions: Cloudy / Dry**

**Circuit: Donington Park National**

**Track Length: 3.185 Km - 1.9791 miles**



# Donington Historic Festival - 30 Apr - 2 May 2016

## RAC Woodcote Trophy for pre-56 Sportscars

### Race 9 - Lap Chart

Lap 25			Lap 26			Lap 27			Lap 28			Lap 29			Lap 30		
NO	Behind	Laptime	NO	Behind	Laptime	NO	Behind	Laptime	NO	Behind	Laptime	NO	Behind	Laptime	NO	Behind	Laptime
8		1:24.844	8		1:23.591	8		1:25.359	8		1:24.859	8		1:23.387	8		1:24.651
11	7.868	1:23.536	12	6 LAPS	1:30.197	6	1 LAP	1:28.269	10	1 LAP	1:27.264	22	11 LAPS	2:57.820	16	3 LAPS	1:33.523
36	3 LAPS	1:37.713	11	7.421	1:23.144	27	3 LAPS	1:37.304	6	1 LAP	1:27.101	10	1 LAP	1:25.845	56	3 LAPS	1:32.982
20	1 LAP	1:29.515	67	4 LAPS	1:38.040	11	5.628	1:23.566	11	4.153	1:23.384	11	4.496	1:23.730	11	3.755	1:23.910
154	4 LAPS	1:38.774	59	5 LAPS	1:41.896	39	6 LAPS	1:46.339	27	3 LAPS	1:36.436	6	1 LAP	1:26.817	10	1 LAP	1:27.143
42	5 LAPS	1:40.984	36	3 LAPS	1:35.086	44	2 LAPS	1:36.675	12	6 LAPS	1:31.051	12	6 LAPS	1:31.205	30	5 LAPS	1:36.128
77	2 LAPS	1:32.811	20	1 LAP	1:28.349	19	5 LAPS	1:42.811	19	5 LAPS	1:36.130	27	3 LAPS	1:35.944	6	1 LAP	1:27.789
30	4 LAPS	1:35.872	154	4 LAPS	1:38.397	12	6 LAPS	1:32.121	44	2 LAPS	1:36.150	44	2 LAPS	1:35.510	31	4 LAPS	1:36.675
7	5 LAPS	1:29.170	77	2 LAPS	1:32.730	20	1 LAP	1:28.910	20	1 LAP	1:29.380	20	1 LAP	1:29.443	22	11 LAPS	1:34.354
31	3 LAPS	1:36.455	42	5 LAPS	1:39.864	67	4 LAPS	1:38.802	39	6 LAPS	1:48.418	19	5 LAPS	1:50.060	42	6 LAPS	1:53.164
16	2 LAPS	1:33.473	7	5 LAPS	1:28.931	36	3 LAPS	1:36.907	67	4 LAPS	1:38.716	39	6 LAPS	1:43.056	12	6 LAPS	1:30.672
34	1 LAP	1:28.364	30	4 LAPS	1:37.081	59	5 LAPS	1:42.348	36	3 LAPS	1:35.946	67	4 LAPS	1:38.001	27	3 LAPS	1:34.242
22	9 LAPS	1:33.097	16	2 LAPS	1:34.350	7	5 LAPS	1:30.669	59	5 LAPS	1:40.856	36	3 LAPS	1:35.080	20	1 LAP	1:29.572
39	5 LAPS	1:45.936	56	2 LAPS	2:54.630	77	2 LAPS	1:35.300	7	5 LAPS	1:29.178	7	5 LAPS	1:29.009	44	2 LAPS	1:35.398
27	2 LAPS	1:34.200	34	1 LAP	1:29.659	154	4 LAPS	1:38.981	77	2 LAPS	1:32.710	59	5 LAPS	1:41.950	19	5 LAPS	1:43.030
19	4 LAPS	1:43.221	31	3 LAPS	1:39.072	42	5 LAPS	1:39.324	154	4 LAPS	1:37.312	77	2 LAPS	1:32.779	36	3 LAPS	1:34.932
44	1 LAP	3:04.530	22	9 LAPS	1:34.442	30	4 LAPS	1:36.477	42	5 LAPS	1:36.626	34	1 LAP	1:29.772	7	5 LAPS	1:29.552
6	1:20.691	1:27.664	10	1:24.735	1:27.565	16	2 LAPS	1:34.903	34	1 LAP	1:28.977	154	4 LAPS	1:37.476	67	4 LAPS	1:39.043
10	1:20.761	1:27.217				34	1 LAP	1:31.239	16	2 LAPS	1:34.603				39	6 LAPS	1:45.192
						56	2 LAPS	1:34.973	56	2 LAPS	1:34.414				77	2 LAPS	1:32.990
						31	3 LAPS	1:35.649	30	4 LAPS	1:38.467				34	1 LAP	1:28.974
									31	3 LAPS	1:35.574						

**Session Start: 16:07:20 - Finish: 17:07:52**

**Weather/Track Conditions: Cloudy / Dry**

**Circuit: Donington Park National**

**Track Length: 3.185 Km - 1.9791 miles**

# Donington Historic Festival - 30 Apr - 2 May 2016

## RAC Woodcote Trophy for pre-56 Sportscars

### Race 9 - Lap Chart

Lap 31			Lap 32			Lap 33			Lap 34			Lap 35			Lap 36		
NO	Behind	Laptime	NO	Behind	Laptime	NO	Behind	Laptime	NO	Behind	Laptime	NO	Behind	Laptime	NO	Behind	Laptime
8		1:23.652	8		1:24.417	8		1:23.284	8		1:22.713	8		1:22.560	8		1:22.992
11	2.751	1:22.648	19	6 LAPS	1:44.072	11	0.490	1:22.739	11	0.379	1:22.602	11	0.811	1:22.992	11	0.795	1:22.976
59	6 LAPS	1:41.626	11	1.035	1:22.701	36	4 LAPS	1:36.791	10	1 LAP	1:25.773	44	3 LAPS	1:34.149	27	4 LAPS	1:33.553
10	1 LAP	1:27.161	77	3 LAPS	1:33.293	34	2 LAPS	1:29.401	6	1 LAP	1:25.964	7	6 LAPS	1:28.787	42	7 LAPS	1:41.170
6	1 LAP	1:26.541	34	2 LAPS	1:32.350	67	5 LAPS	1:37.535	34	2 LAPS	1:30.631	10	1 LAP	1:24.730	7	6 LAPS	1:28.201
154	5 LAPS	1:39.533	39	7 LAPS	1:44.298	77	3 LAPS	1:34.060	36	4 LAPS	1:38.464	6	1 LAP	1:25.303	44	3 LAPS	1:35.612
16	3 LAPS	1:34.227	10	1 LAP	1:25.819	10	1 LAP	1:26.147	77	3 LAPS	1:32.176	34	2 LAPS	1:29.277	10	1 LAP	1:25.306
56	3 LAPS	1:33.760	6	1 LAP	1:26.137	6	1 LAP	1:25.682	67	5 LAPS	1:37.967	77	3 LAPS	1:31.748	6	1 LAP	1:25.577
22	11 LAPS	1:31.988	59	6 LAPS	1:40.939	19	6 LAPS	1:42.276	16	3 LAPS	1:32.961	36	4 LAPS	1:37.072	34	2 LAPS	1:28.606
30	5 LAPS	1:38.510	16	3 LAPS	1:31.967	39	7 LAPS	1:42.749	19	6 LAPS	1:43.125	67	5 LAPS	1:36.467	77	3 LAPS	1:32.731
31	4 LAPS	1:35.716	56	3 LAPS	1:31.909	16	3 LAPS	1:32.461	56	3 LAPS	1:33.173	16	3 LAPS	1:32.353	36	4 LAPS	1:35.551
42	6 LAPS	1:38.832	22	11 LAPS	1:31.285	56	3 LAPS	1:32.745	22	11 LAPS	1:30.135	56	3 LAPS	1:32.221	67	5 LAPS	1:36.540
12	6 LAPS	1:28.910	154	5 LAPS	1:39.291	22	11 LAPS	1:31.811	39	7 LAPS	1:43.061	22	11 LAPS	1:32.223	16	3 LAPS	1:32.826
20	1 LAP	1:29.469	31	4 LAPS	1:35.444	59	6 LAPS	1:42.719	12	6 LAPS	1:29.637	12	6 LAPS	1:28.834	56	3 LAPS	1:32.935
27	3 LAPS	1:34.561	30	5 LAPS	1:37.690	154	5 LAPS	1:37.247	59	6 LAPS	1:40.308	19	6 LAPS	1:43.205	22	11 LAPS	1:31.463
44	2 LAPS	1:34.799	12	6 LAPS	1:29.914	31	4 LAPS	1:35.063	154	5 LAPS	1:38.569	39	7 LAPS	1:43.147	12	6 LAPS	1:44.145
7	5 LAPS	1:29.160	42	6 LAPS	1:37.470	12	6 LAPS	1:29.532	31	4 LAPS	1:35.124	31	4 LAPS	1:35.833	19	6 LAPS	1:42.962
36	3 LAPS	1:36.306	20	1 LAP	1:30.531	30	5 LAPS	1:35.357	30	5 LAPS	1:35.150	154	5 LAPS	1:38.806	20	1 LAP	1:29.971
67	4 LAPS	1:37.752	27	3 LAPS	1:34.376	42	6 LAPS	1:35.677	20	1 LAP	1:30.247	20	1 LAP	1:30.368			
			44	2 LAPS	1:34.024	20	1 LAP	1:29.268	42	6 LAPS	1:37.627	30	5 LAPS	1:37.369			
			7	5 LAPS	1:28.580	27	3 LAPS	1:33.572	27	3 LAPS	1:34.045	59	6 LAPS	1:42.139			
						44	2 LAPS	1:34.152									
						7	5 LAPS	1:28.378									

Session Start: 16:07:20 - Finish: 17:07:52

Weather/Track Conditions: Cloudy / Dry

Circuit: Donington Park National

Track Length: 3.185 Km - 1.9791 miles

# Donington Historic Festival - 30 Apr - 2 May 2016

## RAC Woodcote Trophy for pre-56 Sportscars

### Race 9 - Lap Chart

Lap 37			Lap 38			Lap 39			Lap 40			Lap 41			Lap 42		
NO	Behind	Laptime	NO	Behind	Laptime	NO	Behind	Laptime	NO	Behind	Laptime	NO	Behind	Laptime	NO	Behind	Laptime
8		1:23.241	8		1:24.233	8		1:22.742	8		1:22.987	8		1:22.660	8		1:22.920
11	1.277	1:23.723	11	0.847	1:23.803	11	0.974	1:22.869	11	2.914	1:24.927	77	4 LAPS	1:32.961	11	2.807	1:22.823
31	5 LAPS	1:37.444	20	2 LAPS	1:29.626	67	6 LAPS	1:38.084	16	4 LAPS	1:33.240	11	2.904	1:22.650	39	9 LAPS	1:42.722
39	8 LAPS	1:43.576	12	7 LAPS	1:31.169	20	2 LAPS	1:28.740	22	12 LAPS	1:33.164	16	4 LAPS	1:32.372	77	4 LAPS	1:33.696
30	6 LAPS	1:37.079	31	5 LAPS	1:35.820	12	7 LAPS	1:29.410	56	4 LAPS	1:32.384	22	12 LAPS	1:32.549	16	4 LAPS	1:31.556
154	6 LAPS	1:39.192	19	7 LAPS	1:42.528	7	6 LAPS	1:29.426	36	5 LAPS	1:38.537	56	4 LAPS	1:33.029	22	12 LAPS	1:31.897
59	7 LAPS	1:39.529	30	6 LAPS	1:36.955	31	5 LAPS	1:36.536	20	2 LAPS	1:29.313	20	2 LAPS	1:29.081	56	4 LAPS	1:31.600
7	6 LAPS	1:28.987	154	6 LAPS	1:36.385	10	1 LAP	1:26.025	12	7 LAPS	1:30.090	36	5 LAPS	1:38.127	20	2 LAPS	1:29.610
27	4 LAPS	1:34.494	7	6 LAPS	1:28.649	30	6 LAPS	1:36.807	67	6 LAPS	1:39.793	12	7 LAPS	1:29.220	12	7 LAPS	1:29.662
42	7 LAPS	1:37.757	59	7 LAPS	1:39.184	154	6 LAPS	1:36.975	10	1 LAP	1:24.879	10	1 LAP	1:26.392	10	1 LAP	1:26.394
10	1 LAP	1:25.670	39	8 LAPS	1:45.592	6	1 LAP	1:26.664	7	6 LAPS	1:28.550	7	6 LAPS	1:28.209	36	5 LAPS	1:38.435
6	1 LAP	1:25.750	10	1 LAP	1:25.850	19	7 LAPS	1:42.489	6	1 LAP	1:26.332	67	6 LAPS	1:39.966	6	1 LAP	1:26.532
44	3 LAPS	1:38.041	27	4 LAPS	1:33.209	27	4 LAPS	1:35.471	31	5 LAPS	1:37.423	6	1 LAP	1:25.828	7	6 LAPS	1:28.671
34	2 LAPS	1:28.000	6	1 LAP	1:26.045	59	7 LAPS	1:40.258	30	6 LAPS	1:34.897	30	6 LAPS	1:35.039	67	6 LAPS	1:39.907
77	3 LAPS	1:34.199	42	7 LAPS	1:37.198	39	8 LAPS	1:42.449	154	6 LAPS	1:35.668	31	5 LAPS	1:37.454	30	6 LAPS	1:34.955
36	4 LAPS	1:35.740	34	2 LAPS	1:28.114	34	2 LAPS	1:29.825	27	4 LAPS	1:33.237	154	6 LAPS	1:34.824	154	6 LAPS	1:35.695
16	3 LAPS	1:32.173	44	3 LAPS	1:45.264	42	7 LAPS	1:36.796	19	7 LAPS	1:42.197	27	4 LAPS	1:34.005	27	4 LAPS	1:34.463
22	11 LAPS	1:32.904	77	3 LAPS	1:33.112	77	3 LAPS	1:33.347	34	2 LAPS	1:30.553	34	2 LAPS	1:31.047	31	5 LAPS	1:38.116
56	3 LAPS	1:33.676	36	4 LAPS	1:37.010				59	7 LAPS	1:38.671	59	7 LAPS	1:39.687	34	2 LAPS	1:31.805
67	5 LAPS	1:39.241	16	3 LAPS	1:32.209				42	7 LAPS	1:38.183	19	7 LAPS	1:43.248	59	7 LAPS	1:39.917
			22	11 LAPS	1:30.664				39	8 LAPS	1:43.994	42	7 LAPS	1:35.969	42	7 LAPS	1:38.879
			56	3 LAPS	1:31.382										19	7 LAPS	1:42.265

**Session Start: 16:07:20 - Finish: 17:07:52**

**Weather/Track Conditions: Cloudy / Dry**

**Circuit: Donington Park National**

**Track Length: 3.185 Km - 1.9791 miles**

## Donington Historic Festival - 30 Apr - 2 May 2016

### Pre 80 Endurance for sports racing GT & Touring Cars Qualifying for Race 11 - Classification

Sheet No:

POS	NO	DRIVER/S	CLASS	CLASS POS	CAR MAKE / MODEL	TIME	ON	LAPS	GAP	DIFF	MPH
1	2	Leo Voyazides	SP4	1	Lola T282	1:05.872	15	17			108.16
2	67	Michele Liguori	SP4	2	Lola T292	1:05.975	7	8	0.103	0.103	107.99
3	19	Martin O'Connell	SP1	1	Chevron B19	1:07.019	12	13	1.147	1.044	106.31
4	32	Catlow-Bartell	SP1	2	Chevron B19	1:09.692	20	21	3.820	2.673	102.23
5	52	Robert Oldershaw	SP5	1	Lola T212	1:10.296	13	22	4.424	0.604	101.35
6	3	Piper-Caton	SP3	1	March 75S	1:10.542	4	17	4.670	0.246	101.00
7	50	Daryl Taylor	SP3	2	Lola T390	1:11.453	19	21	5.581	0.911	99.71
8	9	Smith Hilliard-Padmore	SP1	3	Chevron B19	1:12.490	20	20	6.618	1.037	98.28
9	98	Roberto Giordanelli	S20	1	Lola T298	1:12.574	15	18	6.702	0.084	98.17
10	14	John Spiers	SP3	3	Osella PA3	1:13.332	5	5	7.460	0.758	97.16
11	38	James Claridge	SP3	4	Lola T292	1:13.818	6	6	7.946	0.486	96.52
12	88	Kevin Cooke	SP3	5	Royale RP17	1:14.080	13	15	8.208	0.262	96.17
13	59	Beebee-Brooks	SP1	4	Chevron B8	1:15.488	20	20	9.616	1.408	94.38
14	12	Peter Hallford	GT1	1	Chevrolet Corvette	1:18.862	5	6	12.990	3.374	90.34
15	26	George Douglas	SP1	5	Martin BM9	1:20.769	4	13	14.897	1.907	88.21
16	69	Simon Watts	GT1	2	Datsun 240Z	1:21.118	3	8	15.246	0.349	87.83
17	60	Guy Peeters	SP1	6	Chevron B8	1:22.495	9	12	16.623	1.377	86.36
18	79	Philippe Lambilliotte	SP1	7	Chevron B8	1:22.551	4	10	16.679	0.056	86.31
19	62	Michel Dupont	S20	2	Lola T590	1:28.292	18	18	22.420	5.741	80.69

Cars 2 & 14 require working transponders - Regulation Q.12.2.1 refers.  
A 30 second penalty will be applied if not working in the race.

*Session Start: 10:23:05 - Finish: 10:53:06*  
*Weather/Track Conditions: Cloud / Dry*  
*Circuit: Donington Park National*  
*Track Length: 3.185 Km - 1.9791 miles*

These results are provisional until the conclusion of any judicial and technical matters.

Clerk of the Course:

Julian Floyd

Timekeeper:

Nick Palmer

Posted at:

# Donington Historic Festival - 30 Apr - 2 May 2016

## Pre 80 Endurance for sports racing GT & Touring Cars

### Qualifying for Race 11 - Sector Analysis

2 Leo Voyazides (SP4)									Lola T282								
lap	Sect-1	Speed	Sect-2	Speed	Sect-3	Speed	TopSpeed	laptime pit	lap	Sect-1	Speed	Sect-2	Speed	Sect-3	Speed	Topspeed	laptime pit
1								2:26.888	10								1:09.831
2								1:09.458	11								1:26.653
3								1:09.075	12			In		In			2:05.220 P
4								1:09.440	13								1:07.878
5								1:09.366	14								1:06.253
6								1:12.070	15								1:05.872
7								1:11.251	16								1:06.405
8								1:09.928	17								1:19.705
9								1:09.153	18								

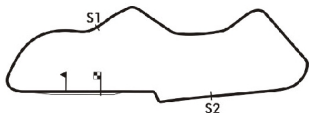
3 Piper-Caton (SP3)									March 75S								
lap	Sect-1	Speed	Sect-2	Speed	Sect-3	Speed	TopSpeed	laptime pit	lap	Sect-1	Speed	Sect-2	Speed	Sect-3	Speed	Topspeed	laptime pit
1	22.070	114.7	41.007	129.7	13.768	122.4		1:16.845	10	20.806	111.7	40.125	128.0	13.635	114.5		1:14.566
2	21.608	107.4	41.999	131.8	12.887	121.1		1:16.494	11	20.459	125.9	39.676	131.5	13.037	122.6		1:13.172
3	20.543	123.6	38.873	132.3	12.617	120.2		1:12.033	12	20.667	124.3	39.033	129.2	12.965	119.2		1:12.665
4	20.429	125.2	37.496	130.5	12.617	124.2		1:10.542	13	20.394	127.6	38.669	130.7	13.030	118.3		1:12.093
5	20.107	126.2	37.341	131.5				1:13.591	14	20.650	124.5	38.706	130.7	12.874	118.8		1:12.230
6		92.9	44.768	103.7	15.704	106.7		3:25.080 P	15	20.837	124.1	41.788	131.5	13.403	117.9		1:16.028
7	21.662	114.9	39.680	129.7	13.637	112.6		1:14.979	16	20.622	127.3	45.240	94.0	14.034	118.1		1:19.896
8	21.074	120.4	39.026	129.7	13.453	114.9		1:13.553	17	22.907	85.0	46.636	110.6				1:30.969
9	20.777	120.1	40.058	131.3	13.372	112.2		1:14.207	18								

9 Smith Hilliard-Padmores (SP1)									Chevron B19								
lap	Sect-1	Speed	Sect-2	Speed	Sect-3	Speed	TopSpeed	laptime pit	lap	Sect-1	Speed	Sect-2	Speed	Sect-3	Speed	Topspeed	laptime pit
1	21.276	125.2	39.332	132.0	14.401	114.5		1:15.009	11	21.254	109.5	39.465	130.5	13.650	115.5		1:14.369
2	22.883	104.1	46.048	129.7	13.954	110.0		1:22.885	12	21.122	117.7	39.264	129.2	13.730	115.5		1:14.116
3	21.726	116.8	40.817	121.8	13.274	119.6		1:15.817	13	21.333	119.5	39.639	130.2	14.098	114.1		1:15.070
4	19.972	131.0	37.470	133.9				1:16.538	14	25.042	73.5	43.046	131.0	14.658	113.2		1:22.746
5		67.7	48.115	122.0	16.104	107.2		3:56.749 P	15	21.580	112.2	40.261	129.2	13.902	115.3		1:15.743
6	23.967	91.9	43.062	126.8	15.127	112.4		1:22.156	16	22.074	104.8	43.239	128.3	14.165	113.9		1:19.478
7	23.236	84.3	42.349	127.5	14.116	113.9		1:19.701	17	21.299	116.4	39.715	130.0	13.423	116.7		1:14.437
8	22.194	100.6	40.859	129.0	13.952	115.7		1:17.005	18	21.172	111.3	39.186	130.7	13.429	116.3		1:13.787
9	21.852	109.9	40.115	130.0	14.105	114.7		1:16.072	19	20.781	122.5	39.200	130.7	13.510	116.3		1:13.491
10	21.287	116.0	39.589	129.7	13.780	115.9		1:14.656	20	20.837	124.1	38.316	131.5	13.337	116.9		1:12.490

12 Peter Hallford (GT1)									Chevrolet Corvette								
lap	Sect-1	Speed	Sect-2	Speed	Sect-3	Speed	TopSpeed	laptime pit	lap	Sect-1	Speed	Sect-2	Speed	Sect-3	Speed	Topspeed	laptime pit
1	26.429	91.9	45.175	123.3	14.939	120.2		1:26.543	4	22.779	107.1	42.558	130.7	14.491	119.8		1:19.828
2	23.015	106.8	42.551	125.6	14.713	122.0		1:20.279	5	22.416	108.3	41.916	133.6	14.530	121.8		1:18.862
3	22.722	109.0	42.964	131.8	14.681	119.6		1:20.367	6	22.343	106.1	43.129	127.3				1:24.912

14 John Spiers (SP3)									Osella PA3								
lap	Sect-1	Speed	Sect-2	Speed	Sect-3	Speed	TopSpeed	laptime pit	lap	Sect-1	Speed	Sect-2	Speed	Sect-3	Speed	Topspeed	laptime pit
1								1:27.982	4								1:14.194
2								1:32.998	5								1:13.332
3								1:16.087	6								

19 Martin O'Connell (SP1)									Chevron B19								
lap	Sect-1	Speed	Sect-2	Speed	Sect-3	Speed	TopSpeed	laptime pit	lap	Sect-1	Speed	Sect-2	Speed	Sect-3	Speed	Topspeed	laptime pit
1	23.932	100.9	41.559	130.7	13.525	120.5		1:19.016	8	19.525	140.5	38.038	131.0				1:17.314
2	19.914	132.8	36.935	136.0	12.298	121.3		1:09.147	9	Out	86.6	49.347	80.7	18.547	91.4		9:38.335 P
3	19.867	132.8	36.783	135.2	12.209	121.8		1:08.859	10	26.751	88.4	41.963	129.7	12.960	121.3		1:21.674
4	19.852	133.3	36.687	136.3				1:15.867	11	19.550	141.4	36.060	136.6	11.985	123.1		1:07.595
5	Out	81.3	52.346	97.7	14.508	119.2		5:13.940 P	12	19.243	142.9	35.778	136.9	11.998	123.5		1:07.019
6	19.956	130.3	37.582	132.5	12.642	121.5		1:10.180	13	23.586	93.0	47.012	102.0				1:32.598
7	19.597	134.7	36.367	135.7	12.128	122.6		1:08.092	14								



Session Start: 10:23:05 - Finish: 10:53:06

Weather/Track Conditions: Cloud / Dry

Circuit: Donington Park National

Track Length: 3.185 Km - 1.9791 miles

# Donington Historic Festival - 30 Apr - 2 May 2016

## Pre 80 Endurance for sports racing GT & Touring Cars

### Qualifying for Race 11 - Sector Analysis

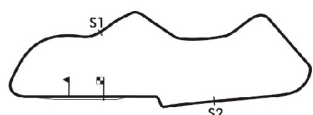
26 George Douglas (SP1)									Martin BM9								
lap	Sect-1	Speed	Sect-2	Speed	Sect-3	Speed	TopSpeed	laptime pit	lap	Sect-1	Speed	Sect-2	Speed	Sect-3	Speed	Topspeed	laptime pit
1	26.400	86.2	45.817	119.6	16.129	103.6		1:28.346	8	23.492	<u>102.7</u>	43.142	123.1	14.863	108.4		1:21.497
2	23.708	101.0	43.875	124.7	15.823	110.6		1:23.406	9	24.311	98.8	<u>42.786</u>	124.0	14.555	109.5		1:21.652
3	23.180	97.4	43.300	124.5	14.803	110.0		1:21.283	10	23.151	98.1	44.080	120.7	14.481	110.6		1:21.712
4	<u>23.010</u>	99.7	42.828	<u>126.6</u>	14.931	110.4		<u>1:20.769</u>	11	23.944	99.1	43.267	123.1	<u>14.099</u>	<u>111.7</u>		1:21.310
5	23.657	89.7	43.509	122.9	14.789	107.9		1:21.955	12	23.615	93.3	46.146	110.2	15.946	105.9		1:25.707
6	23.348	100.4	44.692	115.9				1:33.506	13	23.015	101.6	56.897	70.7				1:49.538
7		81.9	45.816	118.1	14.959	107.0		3:16.613 P	14								

32 Catlow-Bartell (SP1)									Chevron B19								
lap	Sect-1	Speed	Sect-2	Speed	Sect-3	Speed	TopSpeed	laptime pit	lap	Sect-1	Speed	Sect-2	Speed	Sect-3	Speed	Topspeed	laptime pit
1	22.783	103.2	41.360	127.0	14.684	113.2		1:18.827	12	20.859	126.2	37.907	131.0	12.716	119.6		1:11.482
2	21.923	104.6	39.984	129.5	13.706	114.1		1:15.613	13	20.415	129.8	37.235	131.8	12.596	119.4		1:10.246
3	21.454	107.4	41.270	129.2	13.086	116.3		1:15.810	14	20.110	131.5	37.245	132.0	12.399	119.8		1:09.754
4	20.843	115.8	38.570	132.5	13.893	114.9		1:13.306	15	20.480	113.7	38.005	<u>133.3</u>	13.427	118.8		1:11.912
5	20.778	116.0	38.372	129.0	13.381	113.2		1:12.531	16	20.732	119.9	39.606	125.9	12.733	119.6		1:13.071
6	20.938	115.8	37.945	131.5	13.187	116.7		1:12.070	17	20.191	125.2	37.211	131.8	12.663	<u>120.0</u>		1:10.065
7	20.839	112.8	39.146	130.2	13.576	114.5		1:13.561	18	<u>20.009</u>	134.7	37.754	131.3	<u>12.387</u>	<u>120.0</u>		1:10.150
8	20.672	117.9	38.467	131.3	13.406	113.7		1:12.545	19	20.380	131.3	37.291	131.8	12.657	119.8		1:10.328
9	20.815	118.9	39.338	131.8	12.822	116.7		1:12.975	20	20.019	133.9	<u>37.163</u>	131.0	12.510	119.8		<u>1:09.692</u>
10	20.905	117.9	39.957	126.6				1:19.987	21	20.218	<u>136.6</u>	37.822	97.3				1:22.065
11	Out	103.8	40.251	125.6	13.802	116.9		3:01.428 P	22								

38 James Claridge (SP3)									Lola T292								
lap	Sect-1	Speed	Sect-2	Speed	Sect-3	Speed	TopSpeed	laptime pit	lap	Sect-1	Speed	Sect-2	Speed	Sect-3	Speed	Topspeed	laptime pit
1	25.370	90.3	45.199	107.7	14.655	112.6		1:25.224	4	21.744	106.6	40.532	122.6	13.729	113.0		1:16.005
2	22.340	103.8	40.728	<u>126.1</u>	15.241	106.4		1:18.309	5	21.473	117.2	39.969	125.6	14.055	112.4		1:15.497
3	22.622	108.3	42.801	124.2	13.844	113.4		1:19.267	6	21.556	112.4	<u>38.929</u>	124.7	<u>13.333</u>	<u>114.5</u>		<u>1:13.818</u>

50 Daryl Taylor (SP3)									Lola T390								
lap	Sect-1	Speed	Sect-2	Speed	Sect-3	Speed	TopSpeed	laptime pit	lap	Sect-1	Speed	Sect-2	Speed	Sect-3	Speed	Topspeed	laptime pit
1	22.539	109.9	42.488	126.6	14.311	114.3		1:19.338	12	21.063	123.9	38.856	126.8				1:19.885
2	21.297	115.3	41.070	128.5	13.817	114.1		1:16.184	13		114.5	39.254	126.3	13.478	113.4		3:50.067 P
3	22.251	96.9	40.000	<u>128.7</u>	13.389	115.1		1:15.640	14	21.003	122.1	38.518	126.1	13.262	112.2		1:12.783
4	21.485	119.9	38.790	127.0	13.320	115.1		1:13.595	15	20.667	125.7	38.341	126.8	12.979	115.5		1:11.987
5	20.832	119.9	38.505	127.5	13.171	114.7		1:12.508	16	20.731	127.8	38.829	127.3	<u>12.832</u>	114.5		1:12.392
6	20.870	124.5	38.529	128.0	13.097	115.7		1:12.496	17	20.744	118.1	38.516	126.3	13.427	113.5		1:12.687
7	20.738	121.7	40.025	126.8	13.236	114.5		1:13.999	18	20.899	125.5	39.459	125.9	12.967	113.4		1:13.325
8	22.092	84.2	41.269	127.8	14.487	111.5		1:17.848	19	<u>20.586</u>	<u>129.0</u>	<u>38.010</u>	126.3	12.857	114.9		<u>1:11.453</u>
9	21.149	121.7	38.734	126.8	13.035	115.5		1:12.918	20	20.597	128.3	38.010	127.5	12.877	<u>116.1</u>		1:11.484
10	20.819	124.5	38.434	127.3	13.348	114.1		1:12.601	21	21.646	96.3	51.596	72.2				1:37.307
11	20.891	128.1	39.400	127.3	13.065	115.3		1:13.356	22								

52 Robert Oldershaw (SP5)									Lola T212								
lap	Sect-1	Speed	Sect-2	Speed	Sect-3	Speed	TopSpeed	laptime pit	lap	Sect-1	Speed	Sect-2	Speed	Sect-3	Speed	Topspeed	laptime pit
1	23.622	97.1	41.538	125.2	13.649	114.9		1:18.809	12	20.630	<u>131.5</u>	37.960	128.5	12.517	119.8		1:11.107
2	21.213	126.4	39.383	127.8	13.148	117.5		1:13.744	13	20.396	127.8	<u>37.443</u>	130.0	<u>12.457</u>	<u>120.2</u>		<u>1:10.296</u>
3	21.866	124.8	38.311	129.2	12.933	117.9		1:13.110	14	<u>20.273</u>	<u>131.5</u>	37.685	<u>131.0</u>	12.469	<u>120.2</u>		1:10.427
4	20.978	128.3	39.188	127.5	12.875	117.1		1:13.041	15	20.935	128.5	40.438	127.5	12.737	117.3		1:14.110
5	20.927	126.2	38.000	129.2	12.831	119.4		1:11.758	16	20.718	125.7	37.669	128.5	12.469	119.6		1:10.856
6	21.177	97.7	41.597	127.8	13.014	118.5		1:15.788	17	20.522	130.8	39.036	119.6	13.300	115.3		1:12.858
7	20.712	126.6	40.082	125.9	13.506	116.5		1:14.300	18	20.808	122.7	38.497	124.7	13.164	117.7		1:12.469
8	20.866	123.4	39.233	125.4				1:19.511	19	20.909	119.1	39.716	123.8	12.696	117.5		1:13.321
9	Out	111.8	39.473	127.0	13.173	117.5		3:39.310 P	20	20.681	127.8	38.149	129.2	12.689	117.5		1:11.519
10	21.286	124.1	38.336	129.7	12.805	118.8		1:12.427	21	20.536	129.0	37.699	127.8	12.534	118.5		1:10.769
11	21.100	128.3	38.074	129.0	12.604	120.0		1:11.778	22	20.773	122.3	41.687	120.2	13.743	108.4		1:16.203



Session Start: 10:23:05 - Finish: 10:53:06  
 Weather/Track Conditions: Cloud / Dry  
 Circuit: Donington Park National  
 Track Length: 3.185 Km - 1.9791 miles

# Donington Historic Festival - 30 Apr - 2 May 2016

## Pre 80 Endurance for sports racing GT & Touring Cars

### Qualifying for Race 11 - Sector Analysis

59 Beebe-Brooks (SP1)									Chevron B8								
lap	Sect-1	Speed	Sect-2	Speed	Sect-3	Speed	TopSpeed	laptime pit	lap	Sect-1	Speed	Sect-2	Speed	Sect-3	Speed	Topspeed	laptime pit
1	26.107	86.6	44.636	115.7	15.166	102.8		1:25.909	11	22.096	116.0	44.005	103.1				1:26.486
2	23.264	113.7	43.929	109.5	15.869	109.0		1:23.062	12	Out	109.5	42.958	114.3	15.208	102.5		2:35.711 P
3	22.457	114.9	42.661	120.5	14.380	106.7		1:19.498	13	22.581	117.9	41.091	122.2	15.064	102.5		1:18.736
4	23.038	94.7	44.611	116.1				1:26.992	14	22.877	120.4	40.803	121.8	14.097	108.1		1:17.777
5	Out	101.3	42.128	120.5	14.095	108.8		2:29.288 P	15	22.204	120.8	40.241	124.0	13.947	111.1		1:16.392
6	22.160	117.4	41.371	120.5	13.867	111.7		1:17.398	16	21.941	124.8	40.823	122.2	14.212	109.5		1:16.976
7	21.474	124.5	40.723	125.4	14.063	108.6		1:16.260	17	21.936	122.7	40.587	124.9	13.774	110.6		1:16.297
8	21.632	113.5	40.811	124.2	13.224	112.8		1:15.667	18	21.788	121.2	40.087	125.6	13.733	112.6		1:15.608
9	21.372	123.4	40.742	124.0	13.443	113.9		1:15.557	19	21.751	117.2	40.733	123.1	13.830	110.4		1:16.314
10	21.926	102.3	47.247	98.3	14.576	112.2		1:23.749	20	21.883	120.4	40.117	124.5	13.488	111.8		1:15.488

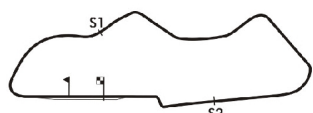
60 Guy Peeters (SP1)									Chevron B8								
lap	Sect-1	Speed	Sect-2	Speed	Sect-3	Speed	TopSpeed	laptime pit	lap	Sect-1	Speed	Sect-2	Speed	Sect-3	Speed	Topspeed	laptime pit
1	25.321	92.6	46.876	109.1	16.189	100.8		1:28.386	7	24.503	96.0	45.427	117.7	15.075	103.3		1:25.005
2	24.411	92.5	46.167	119.0	15.177	103.7		1:25.755	8	23.775	94.8	44.461	119.4	14.898	104.1		1:23.134
3	24.339	90.8	47.058	119.0	15.490	102.6		1:26.887	9	23.455	94.7	44.108	119.8	14.932	104.6		1:22.495
4	24.411	92.3	44.191	120.0	15.069	103.6		1:23.671	10	23.549	96.0	44.214	119.6				1:27.376
5	24.116	93.9	43.569	119.0	15.094	102.0		1:22.779	11	Out	82.0	46.330	113.9	15.905	100.0		13:47.315 P
6	23.502	96.9	45.145	119.6	15.227	103.1		1:23.874	12	24.359	95.2	44.835	115.7	15.597	99.8		1:24.791

62 Michel Dupont (S20)									Lola T590								
lap	Sect-1	Speed	Sect-2	Speed	Sect-3	Speed	TopSpeed	laptime pit	lap	Sect-1	Speed	Sect-2	Speed	Sect-3	Speed	Topspeed	laptime pit
1	44.646	73.2	54.553	98.7	16.886	86.3		1:56.085	10	25.702	98.3	48.835	104.1	15.719	89.5		1:30.256
2	28.231	79.5	52.938	100.2	16.444	88.6		1:37.613	11	25.966	90.1	49.568	103.6	15.764	90.6		1:31.298
3	27.298	80.6	51.124	102.3	15.894	91.5		1:34.316	12	26.063	93.8	48.231	104.2	15.583	91.2		1:29.877
4	27.746	72.9	49.966	103.1	15.916	91.0		1:33.628	13	26.021	100.9	49.648	105.4	16.607	91.5		1:32.276
5	26.775	84.8	50.552	104.6	15.973	90.3		1:33.300	14	25.682	99.6	48.650	102.0	15.681	91.6		1:30.013
6	26.931	85.8	49.968	102.8	16.474	90.5		1:33.373	15	25.891	88.8	49.209	101.3	15.612	93.0		1:30.712
7	26.489	91.6	49.189	105.0	15.812	90.9		1:31.490	16	25.310	97.0	47.911	102.6	15.357	91.6		1:28.578
8	26.403	89.8	48.969	104.9	15.607	92.0		1:30.979	17	25.326	96.0	49.647	103.1	15.324	92.4		1:30.297
9	26.131	93.0	48.532	103.6	16.017	91.6		1:30.680	18	25.738	97.8	47.249	102.8	15.305	91.7		1:28.292

67 Michele Liguori (SP4)									Lola T292								
lap	Sect-1	Speed	Sect-2	Speed	Sect-3	Speed	TopSpeed	laptime pit	lap	Sect-1	Speed	Sect-2	Speed	Sect-3	Speed	Topspeed	laptime pit
1	21.023	118.3	39.572	134.9	12.950	132.3		1:13.545	5		113.3	41.958	140.6	12.599	129.7		20:30.831 P
2	20.456	125.2	37.926	147.3	12.390	132.0		1:10.772	6	19.359	134.4	36.332	148.6	11.811	132.5		1:07.502
3	20.096	133.1	35.559	150.0	12.129	134.7		1:07.784	7	19.075	139.6	35.063	150.0	11.837	134.9		1:05.975
4	23.037	111.5	45.179	110.4				1:28.647	8	21.643	111.1	44.702	94.6				1:28.286

69 Simon Watts (GT1)									Datsun 240Z								
lap	Sect-1	Speed	Sect-2	Speed	Sect-3	Speed	TopSpeed	laptime pit	lap	Sect-1	Speed	Sect-2	Speed	Sect-3	Speed	Topspeed	laptime pit
1	28.790	85.4	45.469	120.7	14.886	105.5		1:29.145	5		81.2	44.842	112.2	14.801	106.4		3:02.308 P
2	24.413	94.3	42.279	123.3	14.571	108.4		1:21.263	6	23.835	83.1	44.175	119.8	14.681	103.0		1:22.691
3	23.255	102.1	43.522	121.5	14.341	109.8		1:21.118	7	25.495	90.8	44.549	120.7	14.680	108.3		1:24.724
4	24.660	93.3	43.012	122.0				1:25.831	8	23.252	104.8	44.182	118.5				1:26.226

79 Philippe Lambilliotte (SP1)									Chevron B8								
lap	Sect-1	Speed	Sect-2	Speed	Sect-3	Speed	TopSpeed	laptime pit	lap	Sect-1	Speed	Sect-2	Speed	Sect-3	Speed	Topspeed	laptime pit
1	25.090	92.6	46.295	113.9	14.890	105.7		1:26.275	6	24.324	97.0	45.412	113.0	16.332	96.7		1:26.068
2	23.686	97.8	45.504	116.7	14.751	106.0		1:23.941	7	27.072	73.7	55.700	93.3	17.846	86.3		1:40.618
3	23.881	96.0	44.461	117.7	15.405	104.7		1:23.747	8	28.978	68.2	49.070	113.0	15.041	104.6		1:33.089
4	23.824	98.4	44.180	118.1	14.547	103.1		1:22.551	9	24.796	88.5	46.346	114.1	15.518	103.1		1:26.660
5	24.010	97.0	44.752	114.7	14.999	100.9		1:23.761	10	25.193	90.2	48.457	102.3				1:34.868



Session Start: 10:23:05 - Finish: 10:53:06

Weather/Track Conditions: Cloud / Dry

Circuit: Donington Park National

Track Length: 3.185 Km - 1.9791 miles

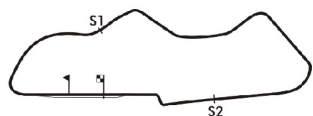
# Donington Historic Festival - 30 Apr - 2 May 2016

## Pre 80 Endurance for sports racing GT & Touring Cars

### Qualifying for Race 11 - Sector Analysis

88 Kevin Cooke (SP3)									Royale RP17								
lap	Sect-1	Speed	Sect-2	Speed	Sect-3	Speed	TopSpeed	laptime pit	lap	Sect-1	Speed	Sect-2	Speed	Sect-3	Speed	Topspeed	laptime pit
1	25.174	97.3	42.917	129.2	13.893	112.4		1:21.984	9	22.097	101.0	43.488	128.0	13.274	116.3		1:18.859
2	21.596	114.7	40.760	<u>134.4</u>	14.213	115.3		1:16.569	10	21.532	114.5	41.081	128.7	13.587	115.3		1:16.200
3	21.811	110.8	41.518	130.2	13.726	114.7		1:17.055	11	21.786	<u>116.0</u>	39.806	130.5	13.092	116.9		1:14.684
4	21.911	115.3	41.347	128.7	13.415	114.3		1:16.673	12	21.359	110.6	41.287	130.2	13.279	115.9		1:15.925
5	21.583	115.1	40.267	130.7	13.480	116.3		1:15.330	13	21.391	113.0	39.410	131.3	13.279	114.7		1:14.080
6	<u>21.278</u>	114.7	40.901	130.5	13.203	<u>117.3</u>		1:15.382	14	21.367	111.5	<u>39.308</u>	131.3	13.817	99.6		1:14.492
7	21.458	111.8	43.149	109.5				1:26.563	15	40.730	46.7	1:21.374	55.5				2:30.815
8	Out	97.0	42.255	129.7	13.890	113.9		4:39.176 P	16								

98 Roberto Giordanelli (S20)									Lola T298								
lap	Sect-1	Speed	Sect-2	Speed	Sect-3	Speed	TopSpeed	laptime pit	lap	Sect-1	Speed	Sect-2	Speed	Sect-3	Speed	Topspeed	laptime pit
1	23.484	105.1	42.171	107.9	16.068	110.6		1:21.723	10	21.032	117.2	38.680	127.5	<u>13.142</u>	113.9		1:12.854
2	23.452	86.3	47.717	124.0	14.693	110.6		1:25.862	11	21.012	114.5	38.483	<u>129.0</u>	13.589	111.1		1:13.084
3	21.882	105.8	42.175	123.1	13.921	112.0		1:17.978	12	20.991	117.0	38.689	128.0	13.318	112.6		1:12.998
4	21.919	97.0	40.045	125.9	13.640	112.0		1:15.604	13	20.947	118.9	39.315	127.0	13.526	112.6		1:13.788
5	21.107	114.3	39.172	123.1	13.426	112.6		1:13.705	14	21.331	117.0	39.867	127.3	13.589	109.7		1:14.787
6	20.976	112.6	38.859	128.0	13.360	113.4		1:13.195	15	<u>20.820</u>	119.3	<u>38.458</u>	128.0	13.296	111.3		1:12.574
7	21.236	104.3	38.985	127.8	13.353	114.1		1:13.574	16	21.178	118.7	38.720	128.0	13.183	112.2		1:13.081
8	21.140	112.0	39.577	128.5	13.822	113.0		1:14.539	17	20.969	<u>121.7</u>	38.628	127.5	13.199	<u>115.3</u>		1:12.796
9	22.293	110.6	38.755	126.8	13.561	113.7		1:14.609	18	22.911	88.9	53.691	78.7				1:40.629



Session Start: 10:23:05 - Finish: 10:53:06  
 Weather/Track Conditions: Cloud / Dry  
 Circuit: Donington Park National  
 Track Length: 3.185 Km - 1.9791 miles

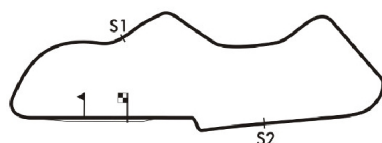


# Donington Historic Festival - 30 Apr - 2 May 2016

## Pre 80 Endurance for sports racing GT & Touring Cars

### Qualifying for Race 11 - Best Sector Times

POS	NO	DRIVER/S	Sector 1			Sector 2			Sector 3			IDEAL LAP	BEST LAP	On
			TIME	LAP	POS	TIME	LAP	POS	TIME	LAP	POS			
1	2	Leo Voyazides											<b>1:05.872</b>	<b>15</b>
2	67	Michele Liguori	19.075	7	1	35.063	7	1	11.811	6	1	1:05.949	<b>1:05.975</b>	<b>7</b>
3	19	Martin O'Connell	19.243	12	2	35.778	12	2	11.985	11	2	1:07.006	<b>1:07.019</b>	<b>12</b>
4	32	Catlow-Bartell	20.009	18	4	37.163	20	3	12.387	18	3	1:09.559	<b>1:09.692</b>	<b>20</b>
5	52	Robert Oldershaw	20.273	14	6	37.443	13	5	12.457	13	4	1:10.173	<b>1:10.296</b>	<b>13</b>
6	3	Piper-Caton	20.107	5	5	37.341	5	4	12.617	3	5	1:10.065	<b>1:10.542</b>	<b>4</b>
7	50	Daryl Taylor	20.586	19	7	38.010	19	7	12.832	16	6	1:11.428	<b>1:11.453</b>	<b>19</b>
8	9	Smith Hilliard-Padmore	19.972	4	3	37.470	4	6	13.274	3	10	1:10.716	<b>1:12.490</b>	<b>20</b>
9	98	Roberto Giordanelli	20.820	15	8	38.458	15	8	13.142	10	8	1:12.420	<b>1:12.574</b>	<b>15</b>
10	14	John Spiers											<b>1:13.332</b>	<b>5</b>
11	38	James Claridge	20.979	7	9	38.929	6	9	13.333	6	11	1:13.241	<b>1:13.818</b>	<b>6</b>
12	88	Kevin Cooke	21.278	6	10	39.308	14	10	13.092	11	7	1:13.678	<b>1:14.080</b>	<b>13</b>
13	59	Beebee-Brooks	21.372	9	11	40.087	18	11	13.224	8	9	1:14.683	<b>1:15.488</b>	<b>20</b>
14	12	Peter Hallford	22.343	6	12	41.916	5	12	14.491	4	14	1:18.750	<b>1:18.862</b>	<b>5</b>
15	26	George Douglas	23.010	4	13	42.786	9	14	14.099	11	12	1:19.895	<b>1:20.769</b>	<b>4</b>
16	69	Simon Watts	23.252	8	14	42.279	2	13	14.341	3	13	1:19.872	<b>1:21.118</b>	<b>3</b>
17	60	Guy Peeters	23.455	9	15	43.569	5	15	14.898	8	16	1:21.922	<b>1:22.495</b>	<b>9</b>
18	79	Philippe Lambilliotte	23.686	2	16	44.180	4	16	14.547	4	15	1:22.413	<b>1:22.551</b>	<b>4</b>
19	62	Michel Dupont	25.310	16	17	47.249	18	17	15.305	18	17	1:27.864	<b>1:28.292</b>	<b>18</b>



**Session Start: 10:23:05 - Finish: 10:53:06**  
**Weather/Track Conditions: Cloud / Dry**  
**Circuit: Donington Park National**  
**Track Length: 3.185 Km - 1.9791 miles**

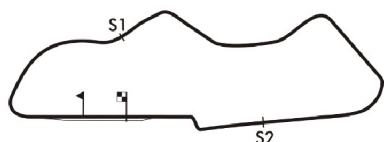


# Donington Historic Festival - 30 Apr - 2 May 2016

## Pre 80 Endurance for sports racing GT & Touring Cars

### Qualifying for Race 11 - Best Sector Speeds

	NO	SECTOR 1	MPH	NO	SECTOR 2	MPH	NO	SECTOR 3	MPH
1	19	Martin O'Connell	142.9	67	Michele Liguori	150.0	67	Michele Liguori	134.9
2	67	Michele Liguori	139.6	19	Martin O'Connell	136.9	3	Piper-Caton	124.2
3	32	Catlow-Bartell	136.6	88	Kevin Cooke	134.4	19	Martin O'Connell	123.5
4	52	Robert Oldershaw	131.5	9	Smith Hilliard-Padmore	133.9	12	Peter Hallford	122.0
5	9	Smith Hilliard-Padmore	131.0	12	Peter Hallford	133.6	52	Robert Oldershaw	120.2
6	50	Daryl Taylor	129.0	32	Catlow-Bartell	133.3	32	Catlow-Bartell	120.0
7	3	Piper-Caton	127.6	3	Piper-Caton	132.3	9	Smith Hilliard-Padmore	119.6
8	59	Beebee-Brooks	124.8	52	Robert Oldershaw	131.0	88	Kevin Cooke	117.3
9	98	Roberto Giordanelli	121.7	98	Roberto Giordanelli	129.0	50	Daryl Taylor	116.1
10	38	James Claridge	120.6	50	Daryl Taylor	128.7	98	Roberto Giordanelli	115.3
11	88	Kevin Cooke	116.0	26	George Douglas	126.6	38	James Claridge	114.5
12	12	Peter Hallford	109.0	38	James Claridge	126.1	59	Beebee-Brooks	113.9
13	69	Simon Watts	104.8	59	Beebee-Brooks	125.6	26	George Douglas	111.7
14	26	George Douglas	102.7	69	Simon Watts	123.3	69	Simon Watts	109.8
15	62	Michel Dupont	100.9	60	Guy Peeters	120.0	79	Philippe Lambilliotte	106.0
16	79	Philippe Lambilliotte	98.4	79	Philippe Lambilliotte	118.1	60	Guy Peeters	104.6
17	60	Guy Peeters	96.9	62	Michel Dupont	105.4	62	Michel Dupont	93.0
18	29	Richardson-Gathercole	92.1	2	Leo Voyazides	0.0	2	Leo Voyazides	0.0
19	2	Leo Voyazides	0.0	14	John Spiers	0.0	14	John Spiers	0.0
20	14	John Spiers	0.0	29	Richardson-Gathercole	0.0	29	Richardson-Gathercole	0.0
21	46	Bowles-Stapleton	0.0	46	Bowles-Stapleton	0.0	46	Bowles-Stapleton	0.0



**Session Start: 10:23:05 - Finish: 10:53:06**  
**Weather/Track Conditions: Cloud / Dry**  
**Circuit: Donington Park National**  
**Track Length: 3.185 Km - 1.9791 miles**

# Donington Historic Festival - 30 Apr - 2 May 2016

## Pre 80 Endurance for sports racing GT & Touring Cars

### Race 11 - Starting Grid

Sheet No:

*Start Time : 17:55 - Heat Duration : 1 Hour*

10	19	62 Michel Dupont		
9	17	60 Guy Peeters	18	79 Philippe Lambilliotte
8	15	26 George Douglas	16	69 Simon Watts
7	13	59 Beebee-Brooks	14	12 Peter Hallford
6	11	38 James Claridge	12	88 Kevin Cooke
5	9	98 Roberto Giordanelli	10	14 John Spiers
4	7	50 Daryl Taylor	8	9 Smith Hilliard-Padmore
3	5	52 Robert Oldershaw	6	3 Piper-Caton
2	3	19 Martin O'Connell	4	32 Catlow-Bartell
1	1	2 Leo Voyazides	2	67 Michele Liguori

Pole Right



These results are provisional until the conclusion of any judicial and technical matters.

*Circuit: Donington Park National  
Track Length: 3.185 Km - 1.9791 miles*

Clerk of the Course:  <div style="text-align: right;">Julian Floyd</div>	Timekeeper:  <div style="text-align: right;">Nick Palmer</div>	Posted at:
--------------------------------------------------------------------------------	----------------------------------------------------------------------	------------

## Donington Historic Festival - 30 Apr - 2 May 2016

### Pre 80 Endurance for sports racing GT & Touring Cars

#### Race 11 - Classification

Sheet No:

POS	NO	DRIVER/S	CLASS	CLASS POS	CAR MAKE / MODEL	TIME	LAPS	GAP	DIFF	MPH	BEST	ON
1	67	Michele Liguori	SP4	1	Lola T292	1:00:51.26	51	-- 51 laps		99.51	1:07.177	25
2	2	Voyazides-Hadfield	SP4	2	Lola T282	1:01:18.07	51	26.814	26.814	98.79	1:05.744	23
3	9	Smith Hilliard-Padmore	SP1	1	Chevron B19	1:02:01.67	51	1:10.414	43.600	97.63	1:08.770	43
4	3	Piper-Caton	SP3	1	March 75S	1:02:02.22	50	-- 50 laps	1:11.831	95.70	1:10.204	32
5	52	Robert Oldershaw	SP5	1	Lola T212	1:01:48.28	48	-- 48 laps	2:17.719	92.22	1:10.591	9
6	88	Kevin Cooke	SP3	2	Royale RP17	1:01:39.11	47	-- 47 laps	1:03.458	90.52	1:13.833	33
7	38	Claridge-Simmonds	SP3	3	Lola T292	1:01:29.57	45	-- 45 laps	2:21.950	86.89	1:10.280	8
8	12	Peter Hallford	GT1	1	Chevrolet Corvette	1:01:49.14	45	19.569	19.569	86.43	1:17.647	6
9	79	Philippe Lambilliotte	SP1	2	Chevron B8	1:01:13.43	43	-- 43 laps	2:09.617	83.39	1:20.431	35
10	26	George Douglas	SP1	3	Martin BM9	54:08.534	40	-- 40 laps		87.73	1:16.752	27
11	62	Michel Dupont	S20	1	Lola T590	1:01:06.62	39	-- 39 laps	8:28.975	75.78	1:28.756	28
12	69	Simon Watts	GT1	2	Datsun 240Z	54:32.064	38	-- 38 laps		82.74	1:20.766	34
13	29	Richardson-Gathercole	SP3	4	Lola T290	39:46.484	30	-- 30 laps		89.56	1:09.865	26
14	50	Daryl Taylor	SP3	5	Lola T390	25:23.563	17	-- 17 laps	4:46.384	79.49	1:13.003	11
15	59	Beebee-Brooks	SP1	4	Chevron B8	19:10.661	15	-- 15 laps		92.88	1:15.438	14
16	19	Martin O'Connell	SP1	5	Chevron B19	4:59.321	4	-- 4 laps --		95.21	1:08.791	2
17	60	Guy Peeters	SP1	6	Chevron B8	2:55.241	2	-- 2 laps --	34.425	81.31	1:24.299	2
18	32	Bartell-Catlow	SP1	7	Chevron B19	5:27.546	2	2:32.305	2:32.305	43.50		
19	98	Roberto Giordanelli	S20	2	Lola T298	1:17.708	1	-- 1 laps --		91.68		

#### ----- FASTEST LAP SUMMARY -----

NO	DRIVER/S	CLASS	CAR MAKE / MODEL	FASTEST LAP	ON	MPH
2	Voyazides-Hadfield	SP4	Lola T282	1:05.744	23	108.37
9	Smith Hilliard-Padmore	SP1	Chevron B19	1:08.770	43	103.60
29	Richardson-Gathercole	SP3	Lola T290	1:09.865	26	101.98
52	Robert Oldershaw	SP5	Lola T212	1:10.591	9	100.93
12	Peter Hallford	GT1	Chevrolet Corvette	1:17.647	6	91.76
62	Michel Dupont	S20	Lola T590	1:28.756	28	80.27

Session Start: 17:53:47 - Finish: 18:54:38

Weather/Track Conditions: Cloudy / Dry

Circuit: Donington Park National

Track Length: 3.185 Km - 1.9791 miles

These results are provisional until the conclusion of any judicial and technical matters.

Clerk of the Course:

Julian Floyd

Timekeeper:

Nick Palmer

Posted at:

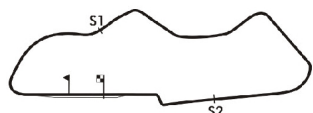
# Donington Historic Festival - 30 Apr - 2 May 2016

## Pre 80 Endurance for sports racing GT & Touring Cars

### Race 11 - Sector Analysis

2									Voyazides-Hadfield (SP4)									Lola T282								
lap	Sect-1	Speed	Sect-2	Speed	Sect-3	Speed	TopSpeed	laptime	pit	lap	Sect-1	Speed	Sect-2	Speed	Sect-3	Speed	Topspeed	laptime	pit							
1				144.5	12.869	119.2		1:13.224		27	19.092	143.2	35.418	145.7	12.123	128.3		1:06.633								
2	19.758	130.5	36.078	146.4	12.547	127.3		1:08.383		28	19.108	141.4	35.618	145.4	11.968	128.5		1:06.694								
3	19.364	130.5	36.079	143.9	15.108	92.2		1:10.551		29	19.134	138.2	35.661	144.2	11.924	128.7		1:06.719								
4	25.402	92.6	48.257	88.0				1:34.461		30	18.996	145.6	35.466	144.8	12.139	129.0		1:06.601								
5	Out	118.1	37.728	142.7	12.688	123.5		3:00.824	P	31	19.155	121.0	36.003	144.8	11.904	128.7		1:07.062								
6	19.628	133.9	36.684	146.1	12.614	125.9		1:08.926		32	19.000	144.1	35.471	142.7	11.820	129.0		1:06.291								
7	19.755	127.8	37.871	144.8	12.740	124.2		1:10.366		33	18.980	144.1	35.516	144.2	12.033	129.0		1:06.529								
8	19.569	133.3	36.474	144.5	12.512	125.6		1:08.555		34	18.929	142.3	36.580	142.7	12.044	128.3		1:07.553								
9	19.846	120.6	37.853	143.6	12.407	125.4		1:10.106		35	19.008	144.7	35.214	145.1	11.936	128.7		1:06.158								
10	19.531	134.7	37.151	144.2	13.258	124.9		1:09.940		36	18.966	142.9	36.457	136.9	12.037	129.0		1:07.460								
11	19.873	133.6	36.712	144.2	12.543	126.8		1:09.128		37	18.979	147.2	35.358	145.1	11.875	129.5		1:06.212								
12	19.591	132.0	36.557	145.1	12.441	127.0		1:08.589		38	18.995	142.3	35.753	143.3	11.828	130.0		1:06.576								
13	19.411	134.4	36.615	145.1	12.546	124.7		1:08.572		39	18.836	146.2	35.313	141.2	12.026	130.0		1:06.175								
14	19.650	134.9	36.910	144.8	13.550	124.9		1:10.110		40	19.002	144.1	35.446	145.7	11.820	129.0		1:06.268								
15	19.709	134.4	36.780	143.9	13.668	122.9		1:10.157		41	18.987	148.2	35.475	142.7	11.865	129.7		1:06.327								
16	20.033	129.0	38.021	143.9				1:14.851		42	19.312	146.2	35.572	144.5	11.831	130.5		1:06.715								
17	Out	104.9	39.346	142.4	12.501	126.3		2:32.529	P	43	19.369	144.7	35.228	144.2	11.785	130.0		1:06.382								
18	19.621	138.2	35.934	144.2	12.307	128.0		1:07.862		44	18.800	150.1	35.367	144.2	12.065	127.5		1:06.232								
19	19.661	114.1	36.553	143.6	12.359	126.8		1:08.573		45	19.048	143.5	35.726	143.9	11.871	129.0		1:06.645								
20	19.689	111.8	36.868	143.3	12.091	128.7		1:08.648		46	18.962	147.8	35.540	145.1	12.315	127.8		1:06.817								
21	19.095	142.3	35.953	144.2	12.000	129.0		1:07.048		47	18.898	147.2	35.675	144.5	11.954	129.0		1:06.527								
22	19.262	132.6	35.377	145.4	12.226	128.7		1:06.865		48	18.911	147.2	35.341	144.5	11.870	128.7		1:06.122								
23	18.843	142.9	35.021	145.7	11.880	129.0		1:05.744		49	18.859	148.5	35.211	146.1	12.131	129.7		1:06.201								
24	18.935	133.6	35.404	146.4	11.860	129.2		1:06.199		50	19.073	150.1	35.014	146.1	11.675	128.3		1:05.762								
25	19.210	132.8	36.368	145.7	11.864	129.7		1:07.442		51	18.886	147.2	35.457	145.7	11.860	128.0		1:06.203								
26	19.669	124.8	35.926	143.9	11.965	129.2		1:07.560		52																

3									Piper-Caton (SP3)									March 75S								
lap	Sect-1	Speed	Sect-2	Speed	Sect-3	Speed	TopSpeed	laptime	pit	lap	Sect-1	Speed	Sect-2	Speed	Sect-3	Speed	Topspeed	laptime	pit							
1				124.0	13.877			1:21.505		26	20.768	131.8	38.317	126.8	12.918			1:12.003								
2	21.499	121.9	40.557	124.0	13.705			1:15.761		27	20.994	125.5	38.614	126.6				1:17.695								
3	21.192	119.5	39.364	128.5	14.154			1:14.710		28		117.9	38.949	128.5	12.789			2:30.828	P							
4	21.001	123.0	39.061	129.5	13.303			1:13.365		29	20.604	124.5	37.714	127.8	12.658			1:10.976								
5	20.728	126.2	39.283	130.0	13.256			1:13.267		30	20.722	124.3	39.481	127.5	12.937			1:13.140								
6	20.594	125.0	39.640	126.1	13.040			1:13.274		31	20.437	125.5	38.238	128.3	12.943			1:11.618								
7	20.502	125.9	38.431	129.0	12.914			1:11.847		32	20.322	128.1	37.277	128.5	12.605			1:10.204								
8	20.571	126.4	38.560	128.7	13.059			1:12.190		33	20.293	125.9	37.631	127.8	12.635			1:10.559								
9	20.848	121.4	39.283	129.0	13.055			1:13.186		34	20.272	126.4	37.437	128.5	12.779			1:10.488								
10	20.541	129.0	38.396	128.3	13.725			1:12.662		35	20.465	128.1	37.312	130.0	12.619			1:10.396								
11	20.639	124.8	39.296	128.0	13.069			1:13.004		36	20.416	124.8	37.321	129.2	12.730			1:10.467								
12	20.520	129.8	37.998	129.2	12.864			1:11.382		37	20.484	129.0	37.425	128.5	12.471			1:10.380								
13	21.048	110.6	38.616	127.5	13.044			1:12.708		38	20.305	126.4	38.091	129.0	12.466			1:10.862								
14	20.419	134.1	38.814	127.5	13.306			1:12.539		39	20.367	126.9	37.414	129.2	13.008			1:10.789								
15	20.717	126.4	39.129	127.5	12.787			1:12.633		40	20.317	128.8	37.492	128.0	12.699			1:10.508								
16	20.570	128.3	39.879	128.3	13.264			1:13.713		41	20.420	125.2	37.668	129.0	12.642			1:10.730								
17	20.613	129.8	38.560	126.8	13.030			1:12.203		42	21.086	125.0	38.737	127.0	12.983			1:12.806								
18	20.523	131.8	38.246	113.7	12.748			1:11.517		43	21.079	119.3	41.995	125.4	13.067			1:16.141								
19	20.212	128.5	38.194	130.2	12.780			1:11.186		44	21.089	124.8	39.154	124.9	13.581			1:13.824								
20	21.420	98.0	39.508	126.1	12.920			1:13.848		45	21.123	125.5	38.949	125.6	13.312			1:13.384								
21	20.578	131.0	38.663	124.2	13.039			1:12.280		46	20.960	124.1	40.315	126.1	13.100			1:14.375								
22	20.491	129.3	38.841	127.0	12.842			1:12.174		47	21.118	124.8	39.670	125.4	13.231			1:14.019								
23	20.884	126.2	38.547	130.0	12.809			1:12.240		48	21.370	123.4	40.370	127.3	12.946			1:14.686								
24	20.593	129.8	38.686	127.3	13.098			1:12.377		49	21.795	123.2	40.049	125.6	13.272			1:15.116								
25	20.528	131.5	39.960	127.8	13.631			1:14.119		50	21.864	124.3	40.622	123.1	14.059			1:16.545								



Session Start: 17:53:47 - Finish: 18:54:38

Weather/Track Conditions: Cloudy / Dry

Circuit: Donington Park National

Track Length: 3.185 Km - 1.9791 miles

# Donington Historic Festival - 30 Apr - 2 May 2016

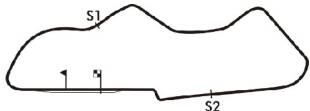
## Pre 80 Endurance for sports racing GT & Touring Cars

### Race 11 - Sector Analysis

9 Smith Hilliard-Padmore (SP1)									Chevron B19								
lap	Sect-1	Speed	Sect-2	Speed	Sect-3	Speed	TopSpeed	laptime pit	lap	Sect-1	Speed	Sect-2	Speed	Sect-3	Speed	Topspeed	laptime pit
1				128.7	14.260	114.9		1:20.950	27	19.931	136.6	37.672	133.9	12.559	120.7		1:10.162
2	21.549	115.1	40.228	125.4	13.876	115.7		1:15.653	28	19.947	132.0	36.970	134.1	12.788	120.5		1:09.705
3	21.044	119.1	39.150	131.0	13.446	116.7		1:13.640	29	19.805	<u>138.2</u>	36.886	134.1	12.552	121.1		1:09.243
4	21.139	116.8	39.067	131.3	13.828	114.1		1:14.034	30	20.004	135.7	36.742	133.6	12.686	120.9		1:09.432
5	21.045	118.9	39.140	132.8	13.240	116.9		1:13.425	31	19.843	134.4	37.022	134.4	12.733	121.3		1:09.598
6	20.682	119.1	39.227	129.5	13.236	116.9		1:13.145	32	20.473	136.8	37.068	134.1	12.641	120.9		1:10.182
7	20.568	119.5	38.055	132.5	13.142	116.5		1:11.765	33	19.886	137.7	<b>36.502</b>	134.1	12.519	120.5		1:08.907
8	20.665	119.7	37.936	132.3	13.232	117.3		1:11.833	34	19.821	137.4	36.695	134.7	12.546	120.7		1:09.062
9	20.956	113.5	40.033	132.5	13.201	116.7		1:14.190	35	19.927	133.3	37.207	133.9	12.616	121.1		1:09.750
10	20.449	122.7	38.028	133.1				1:15.684	36	19.824	136.8	36.795	134.4	12.624	120.9		1:09.243
11		100.0	41.345	132.0	13.307	117.1		1:30.463 P	37	19.914	134.4	37.237	133.6	12.648	120.7		1:09.799
12	21.430	122.1	38.143	132.5	13.204	116.1		1:12.777	38	19.991	135.5	37.113	133.6	12.696	120.2		1:09.800
13	20.463	119.9	38.643	131.8				1:16.216	39	19.803	133.1	37.158	134.1	12.925	120.0		1:09.886
14		119.9	38.041	134.4	12.969	120.5		2:34.396 P	40	20.453	133.9	36.924	134.1	12.596	120.7		1:09.973
15	20.123	124.1	37.325	134.1	12.860	119.8		1:10.308	41	19.962	136.3	36.597	134.4	12.741	121.8		1:09.300
16	20.467	128.8	37.796	134.4	12.905	120.0		1:11.168	42	20.043	136.3	37.168	133.9	12.598	120.7		1:09.809
17	19.904	131.0	38.084	132.0	12.802	120.7		1:10.790	43	19.832	134.4	36.532	133.9	12.406	<u>122.0</u>		<b>1:08.770</b>
18	19.724	134.1	36.991	134.1	12.916	119.6		1:09.631	44	19.951	123.6	36.941	133.3	12.650	121.1		1:09.542
19	19.920	129.8	37.069	132.8	12.668	120.9		1:09.657	45	19.928	137.7	36.828	134.4	12.940	119.6		1:09.696
20	19.891	136.3	36.736	<u>135.2</u>	13.146	119.6		1:09.773	46	20.078	133.9	37.178	133.3	12.759	120.2		1:10.015
21	<u>19.672</u>	134.4	36.925	134.1	12.527	121.5		1:09.124	47	20.003	135.5	36.579	134.1	<u>12.404</u>	120.9		1:08.986
22	19.766	136.6	36.749	134.4	12.525	120.7		1:09.040	48	19.861	136.3	36.563	134.4	12.681	120.5		1:09.105
23	19.806	134.7	37.018	133.6	12.718	119.8		1:09.542	49	19.915	134.4	36.556	134.4	12.624	120.7		1:09.095
24	19.882	136.0	36.820	134.4	12.699	120.5		1:09.401	50	21.376	120.8	39.583	126.1	13.495	114.1		1:14.454
25	19.954	130.3	37.538	134.7	12.722	120.9		1:10.214	51	20.332	130.3	37.433	130.7	13.514	110.9		1:11.279
26	19.829	133.6	37.388	133.3	12.848	119.2		1:10.065	52								

12 Peter Hallford (GT1)									Chevrolet Corvette								
lap	Sect-1	Speed	Sect-2	Speed	Sect-3	Speed	TopSpeed	laptime pit	lap	Sect-1	Speed	Sect-2	Speed	Sect-3	Speed	Topspeed	laptime pit
1				132.8	14.685	121.8		1:26.961	24	23.505	94.2	43.291	117.9	15.552	117.7		1:22.348
2	22.316	102.7	42.670	<u>136.6</u>	14.343	122.2		1:19.329	25	22.952	104.3	42.079	127.3	14.851	117.1		1:19.882
3	22.446	106.3	41.462	131.3	14.497	122.0		1:18.405	26	22.669	111.1	42.333	124.5	15.205	116.5		1:20.207
4	22.356	106.8	42.282	131.5	14.404	122.4		1:19.042	27	22.484	107.9	43.590	124.9	14.691	116.7		1:20.765
5	22.203	<u>113.7</u>	41.444	130.2	14.519	122.0		1:18.166	28	23.425	99.7	43.222	122.0	15.127	115.9		1:21.774
6	22.118	104.9	41.434	135.5	<b>14.095</b>	<u>123.1</u>		<b>1:17.647</b>	29	22.951	95.9	43.731	112.6	15.753	109.0		1:22.435
7	22.298	100.7	41.999	127.8	14.561	118.1		1:18.858	30	23.656	102.0	42.903	124.9	14.682	117.9		1:21.241
8	22.506	106.8	41.856	135.2	14.284	122.0		1:18.646	31	22.619	104.9	42.883	117.5				1:26.854
9	22.260	106.9	41.658	133.1	14.368	122.2		1:18.286	32	Out	97.7	42.417	117.5	14.970	118.3		2:36.684 P
10	<u>22.114</u>	108.6	42.038	129.2	14.392	121.5		1:18.544	33	22.404	108.5	<b>41.350</b>	127.8	14.890	118.5		1:18.644
11	22.327	113.1	41.838	131.8	14.629	121.1		1:18.794	34	22.438	106.3	42.317	125.4	14.828	119.4		1:19.583
12	22.297	103.5	41.696	130.0	14.350	122.2		1:18.343	35	22.596	110.8	42.320	130.7	14.537	117.9		1:19.453
13	22.944	104.8	42.663	131.8	14.391	120.2		1:19.998	36	23.354	98.8	42.731	123.3	14.770	119.6		1:20.855
14	22.929	106.3	42.552	127.0	14.861	120.5		1:20.342	37	23.239	102.6	42.174	127.8	14.621	117.5		1:20.034
15	23.470	110.2	41.703	129.7	14.640	120.7		1:19.813	38	22.982	107.1	42.177	120.7	15.223	116.5		1:20.382
16	22.855	96.7	42.400	128.7	14.605	120.7		1:19.860	39	22.770	105.6	44.798	124.9	14.925	115.3		1:22.493
17	23.026	95.1	43.624	128.3	14.676	120.7		1:21.326	40	24.498	93.4	45.145	108.1	16.244	109.3		1:25.887
18	22.618	107.3	41.993	132.3	14.201	120.9		1:18.812	41	24.171	103.0	44.831	102.2	16.227	105.0		1:25.229
19	22.227	107.4	41.748	124.7	14.738	119.0		1:18.713	42	23.820	94.7	44.082	119.8	15.342	110.9		1:23.244
20	22.352	102.4	42.341	129.2	14.517	119.4		1:19.210	43	24.303	96.3	44.541	117.5	16.036	103.0		1:24.880
21	22.611	99.9	42.813	115.3	15.546	114.3		1:20.970	44	24.842	102.7	43.118	110.6	15.694	114.1		1:23.654
22	22.861	102.9	42.174	122.2	14.918	117.5		1:19.953	45	24.036	95.2	42.774	127.8	14.863	115.3		1:21.673
23	22.920	101.5	43.573	128.3	14.435	118.1		1:20.928	46								

19 Martin O'Connell (SP1)									Chevron B19								
lap	Sect-1	Speed	Sect-2	Speed	Sect-3	Speed	TopSpeed	laptime pit	lap	Sect-1	Speed	Sect-2	Speed	Sect-3	Speed	Topspeed	laptime pit
1				133.9	12.530	119.0		1:12.025	3	19.855	<u>140.2</u>	36.398	134.1	15.305	102.2		1:11.558
2	19.997	137.7	36.646	<u>135.2</u>	<u>12.148</u>	<u>120.7</u>		<b>1:08.791</b>	4	26.452	95.5	42.164	129.7				1:26.947



Session Start: 17:53:47 - Finish: 18:54:38

Weather/Track Conditions: Cloudy / Dry

Circuit: Donington Park National

Track Length: 3.185 Km - 1.9791 miles

# Donington Historic Festival - 30 Apr - 2 May 2016

## Pre 80 Endurance for sports racing GT & Touring Cars

### Race 11 - Sector Analysis

26 George Douglas (SP1)									Martin BM9								
lap	Sect-1	Speed	Sect-2	Speed	Sect-3	Speed	TopSpeed	laptime pit	lap	Sect-1	Speed	Sect-2	Speed	Sect-3	Speed	Topspeed	laptime pit
1				127.0	14.411			1:24.206	21	22.815	102.4	41.977	118.3	14.561	105.0		1:19.353
2	23.009	102.1	41.743	125.9	13.844			1:18.596	22	22.723	98.7	42.088	127.5	13.969			1:18.780
3	21.974	108.6	41.848	126.3	13.832			1:17.654	23	22.189	101.3	41.666	126.6	14.147			1:18.002
4	22.158	108.6	40.907	126.8	14.049			1:17.114	24	22.201	103.2	41.777	129.2	14.083	106.2		1:18.061
5	22.446	104.3	42.191	126.8	14.223			1:18.860	25	22.592	102.4	41.790	121.3	13.872	109.3		1:18.254
6	22.483	105.3	41.766	128.5	14.180			1:18.429	26	22.414	101.0	41.988	123.5	13.930	108.3		1:18.332
7	22.285	105.8	42.336	112.6	14.185	108.8		1:18.806	27	22.162	108.5	40.871	128.3	13.719			1:16.752
8	23.363	100.9	42.304	125.4	13.962	108.1		1:19.629	28	22.959	106.1	41.542	116.5	14.073	115.1		1:18.574
9	22.364	102.4	41.091	125.6	13.775	110.2		1:17.230	29	22.552	105.9	41.132	120.9	14.143			1:17.827
10	22.510	100.7	41.284	126.1	13.994	108.8		1:17.788	30	22.409	105.3	41.841	126.1	13.983			1:18.233
11	22.566	106.1	41.378	122.4	14.116			1:18.060	31	22.187	105.9	41.607	116.9	14.961			1:18.755
12	22.421	101.6	41.724	122.2	14.403			1:18.548	32	22.256	96.0	41.573	128.3	14.375			1:18.204
13	21.786	106.8	41.298	124.9	13.930			1:17.014	33	22.157	103.0	41.642	129.2				1:24.889
14	22.742	110.6	41.986	122.4	13.936			1:18.664	34		97.8	42.201	123.1	14.915			2:50.295 P
15	21.946	107.9	42.151	123.3	13.959			1:18.056	35	22.214	107.8	41.814	128.5	15.057			1:19.085
16	22.180	105.8	42.085	123.3	14.013			1:18.278	36	22.187	106.9	41.407	127.5	13.998			1:17.592
17	21.989	103.5	41.735	126.8	13.844	111.5		1:17.568	37	22.218	102.7	41.898	120.7	13.808			1:17.924
18	22.644	101.6	42.448	122.4	14.181			1:19.273	38	22.268	98.0	42.667	119.0	14.405			1:19.340
19	22.362	104.8	42.290	121.1	14.419	105.0		1:19.071	39	23.362	104.3	41.516	122.9	13.982			1:18.860
20	22.382	106.6	41.366	122.9	13.945	107.4		1:17.693	40	23.092	104.0	40.911	127.0				1:30.885

29 Richardson-Gathercole (SP3)									Lola T290								
lap	Sect-1	Speed	Sect-2	Speed	Sect-3	Speed	TopSpeed	laptime pit	lap	Sect-1	Speed	Sect-2	Speed	Sect-3	Speed	Topspeed	laptime pit
1				136.0	13.569	120.2		1:24.214	16	20.316	112.6	38.220	137.1	12.600	121.3		1:11.136
2	21.098	108.6	40.208	138.0	12.901	119.8		1:14.207	17	20.821	117.4	38.501	137.1	12.522	121.5		1:11.844
3	20.611	117.2	38.839	138.3	13.126	120.9		1:12.576	18	20.501	114.3	38.364	135.2				1:15.596
4	20.693	112.8	38.730	137.4	13.195	118.1		1:12.618	19	Out	109.7	40.273	133.1	13.653	117.9		4:28.586 P
5	21.134	111.3	38.942	137.4	13.006	121.1		1:13.082	20	20.990	116.6	38.317	135.2	13.296	120.9		1:12.603
6	20.279	120.6	37.920	136.9	12.758	121.5		1:10.957	21	20.171	125.9	38.030	136.0	13.042	121.8		1:11.243
7	20.224	119.5	38.795	136.3	12.950	121.1		1:11.969	22	20.063	129.8	37.499	136.6	12.709	120.7		1:10.271
8	20.452	112.0	38.809	136.9	12.937	120.2		1:12.198	23	20.323	130.5	38.218	137.1	12.961	121.5		1:11.502
9	21.190	104.6	40.315	138.5	13.280	120.5		1:14.785	24	20.102	132.8	37.274	136.6	12.569	122.6		1:09.945
10	20.399	119.9	38.453	137.1	12.541	121.5		1:11.393	25	20.074	131.3	37.221	137.4	13.136	121.1		1:10.431
11	20.304	118.7	37.768	137.4	12.420	122.9		1:10.492	26	20.010	132.3	37.172	136.6	12.683	122.4		1:09.865
12	20.219	115.1	38.431	134.1	12.598	120.9		1:11.248	27	19.934	128.3	37.696	137.7	12.616	122.2		1:10.246
13	20.698	116.0	37.793	138.5	13.117	122.4		1:11.608	28	19.977	134.7	38.013	137.1	12.886	119.8		1:10.876
14	20.319	115.1	37.817	138.0	12.872	119.6		1:11.008	29	20.823	119.1	38.822	134.9	14.123	112.2		1:13.768
15	20.378	114.9	38.875	137.4	12.591	121.5		1:11.844	30	21.967	113.7	49.708	84.7				1:34.373

32 Bartell-Catlow (SP1)									Chevron B19								
lap	Sect-1	Speed	Sect-2	Speed	Sect-3	Speed	TopSpeed	laptime pit	lap	Sect-1	Speed	Sect-2	Speed	Sect-3	Speed	Topspeed	laptime pit
1				72.8				1:54.325	2	Out	86.8	50.913	82.0	In			3:33.221 P



Session Start: 17:53:47 - Finish: 18:54:38

Weather/Track Conditions: Cloudy / Dry

Circuit: Donington Park National

Track Length: 3.185 Km - 1.9791 miles

# Donington Historic Festival - 30 Apr - 2 May 2016

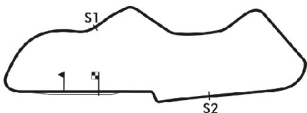
## Pre 80 Endurance for sports racing GT & Touring Cars

### Race 11 - Sector Analysis

38 Claridge-Simmonds (SP3)									Lola T292								
lap	Sect-1	Speed	Sect-2	Speed	Sect-3	Speed	TopSpeed	laptime pit	lap	Sect-1	Speed	Sect-2	Speed	Sect-3	Speed	TopSpeed	laptime pit
1				128.3	13.574	115.5		1:18.346	24	20.926	112.8	38.909	<u>131.3</u>	13.659	116.3		1:13.494
2	21.037	118.5	39.419	127.5	13.469	116.1		1:13.925	25	21.466	107.6	39.380	129.2	13.287	116.5		1:14.133
3	21.065	112.2	37.963	129.5	12.955	117.3		1:11.983	26	21.034	113.9	39.289	129.5	13.497	115.7		1:13.820
4	20.933	121.7	40.448	112.8				1:24.820	27	21.428	114.3	38.440	130.2	13.708	115.7		1:13.576
5	Out	102.4	43.186	128.3	13.202	116.5		6:00.910 P	28	21.394	111.3	39.642	129.7	13.384	116.9		1:14.420
6	20.818	119.5	37.643	129.7	13.407	115.7		1:11.868	29	20.637	114.5	39.376	130.2	13.354	117.3		1:13.367
7	20.910	119.7	38.358	129.7	12.822	115.5		1:12.090	30	21.257	113.1	38.970	128.5	13.314	117.1		1:13.541
8	20.504	123.0	37.162	130.7	12.614	<u>118.8</u>		1:10.280	31	20.812	115.3	38.427	129.5	13.355	116.3		1:12.594
9	21.488	116.2	37.439	130.0	12.701	117.7		1:11.628	32	20.483	121.0	39.086	130.5	13.234	118.1		1:12.803
10	20.545	115.5	39.733	129.2	12.769	117.3		1:13.047	33	21.604	117.7	38.875	129.0	13.235	116.7		1:13.714
11	20.483	120.6	38.003	130.0	12.994	116.3		1:11.480	34	20.514	119.9	38.214	129.0	13.183	117.9		1:11.911
12	20.547	115.3	38.011	129.5	12.532	118.1		1:11.090	35	20.381	119.7	38.581	<u>131.3</u>	13.724	118.3		1:12.686
13	20.530	120.4	<u>37.077</u>	130.0	12.743	116.7		1:10.350	36	20.621	115.8	38.483	130.2	12.990	117.5		1:12.094
14	20.586	117.7	38.558	128.3	12.594	117.3		1:11.738	37	20.410	120.1	37.926	130.0	13.159	116.9		1:11.495
15	20.775	<u>125.5</u>	37.220	<u>131.3</u>	<u>12.492</u>	118.1		1:10.487	38	20.655	111.8	39.333	130.2	13.392	117.1		1:13.380
16	20.846	114.5	39.014	127.5				1:15.890	39	21.015	103.3	40.776	129.2	13.204	116.9		1:14.995
17	Out	96.6	44.126	124.9	15.394	111.7		2:51.888 P	40	20.502	123.0	38.623	130.5	13.039	117.7		1:12.164
18	22.284	104.8	40.556	129.0	13.964	115.3		1:16.804	41	20.570	117.2	38.145	129.0	13.165	118.3		1:11.880
19	21.301	105.9	41.071	129.7	13.867	116.9		1:16.239	42	20.809	104.1	39.332	129.7	13.333	116.9		1:13.474
20	20.803	115.5	40.181	129.0	13.516	116.7		1:14.500	43	20.820	107.4	40.695	130.0	13.347	117.1		1:14.862
21	20.968	113.7	39.484	129.0	13.748	116.5		1:14.200	44	20.958	114.9	38.371	130.7	12.899	117.7		1:12.228
22	20.824	115.5	39.579	128.5	14.513	116.1		1:14.916	45	<u>20.247</u>	121.0	37.935	130.5	12.852	117.7		1:11.034
23	21.060	113.0	38.791	130.5	13.583	116.3		1:13.434	46								

50 Daryl Taylor (SP3)									Lola T390								
lap	Sect-1	Speed	Sect-2	Speed	Sect-3	Speed	TopSpeed	laptime pit	lap	Sect-1	Speed	Sect-2	Speed	Sect-3	Speed	TopSpeed	laptime pit
1				124.7	14.133	113.5		1:18.941	10	21.470	117.2	39.408	126.3	13.197	113.2		1:14.075
2	21.613	114.7	39.692	126.3	13.629	114.1		1:14.934	11	21.116	<u>123.2</u>	38.910	126.3	<u>12.977</u>	<u>114.5</u>		<u>1:13.003</u>
3	21.224	115.1	39.290	125.9	13.198	114.1		1:13.712	12	21.186	117.7	<u>38.876</u>	127.0	13.133	112.8		1:13.195
4	<u>21.042</u>	120.1	39.209	127.3	14.700	107.0		1:14.951	13	21.654	110.4	38.897	127.0	13.023	114.3		1:13.574
5	21.890	119.3	50.726	85.4				1:35.006	14	24.934	92.9	44.509	127.0	14.261	110.6		1:23.704
6		99.9	41.163	125.9	14.491	111.3		4:45.693 P	15	21.441	119.5	38.959	126.6	13.155	113.9		1:13.555
7	21.509	116.8	39.726	125.9	13.441	111.8		1:14.676	16	22.257	101.3	39.551	127.0	14.043	111.7		1:15.851
8	21.812	93.7	42.062	<u>127.8</u>	14.497	110.9		1:18.371	17	21.122	117.2	40.343	89.8				1:24.265
9	22.447	110.8	39.992	122.4	13.618	111.7		1:16.057	18								

52 Robert Oldershaw (SP5)									Lola T212								
lap	Sect-1	Speed	Sect-2	Speed	Sect-3	Speed	TopSpeed	laptime pit	lap	Sect-1	Speed	Sect-2	Speed	Sect-3	Speed	TopSpeed	laptime pit
1				130.0	12.745	118.1		1:14.354	25	20.444	127.3	37.872	130.0	12.630	116.9		1:10.946
2	20.617	<u>132.0</u>	37.927	129.7	12.989	114.5		1:11.533	26	20.630	125.9	37.977	128.3	12.610	116.5		1:11.217
3	21.227	129.0	38.216	128.7	12.892	116.9		1:12.335	27	20.930	110.4	38.987	128.0	12.804	116.1		1:12.721
4	22.025	107.1	43.245	119.4	16.390	79.6		1:21.660	28	20.594	123.4	38.092	127.3	12.638	116.5		1:11.324
5	23.140	122.3	39.163	127.0	14.244	111.7		1:16.547	29	20.792	124.1	38.222	126.3	12.696	116.3		1:11.710
6	20.797	129.5	44.974	68.8				1:26.655	30	20.560	126.9	38.135	127.8	12.642	117.1		1:11.337
7	Out	122.1	39.160	128.3	13.067	114.5		3:23.149 P	31	20.625	125.5	38.279	130.2	13.079	114.3		1:11.983
8	21.031	123.6	38.816	129.2	12.547	118.5		1:12.394	32	20.951	123.9	39.525	130.7	13.517	112.8		1:13.993
9	20.500	123.6	<u>37.549</u>	130.0	12.542	117.9		1:10.591	33	20.850	125.2	38.600	126.1	12.944	116.1		1:12.394
10	20.619	128.1	37.601	129.2	12.502	<u>119.4</u>		1:10.722	34	20.806	121.7	38.728	126.3	12.946	116.1		1:12.480
11	20.649	120.1	38.296	130.7	12.720	117.7		1:11.665	35	21.619	121.7	39.009	127.3	12.899	115.5		1:13.527
12	<u>20.341</u>	126.6	38.651	128.5	<u>12.382</u>	118.8		1:11.374	36	20.557	125.2	39.008	127.0	13.019	113.7		1:12.584
13	20.712	128.1	38.340	129.7	12.718	118.8		1:11.770	37	20.859	121.0	38.756	126.1	12.931	115.1		1:12.546
14	20.723	123.0	37.778	128.0	12.570	119.0		1:11.071	38	21.029	119.7	39.430	124.2	12.854	116.7		1:13.313
15	21.221	117.0	38.209	129.0	12.665	117.7		1:12.095	39	20.785	121.0	38.894	126.6	12.822	115.7		1:12.501
16	20.574	125.9	38.015	128.3	13.119	115.5		1:11.708	40	20.725	123.2	38.193	127.5	12.566	117.1		1:11.484
17	20.994	124.3	38.327	126.1	12.800	113.7		1:12.121	41	20.505	124.8	38.359	129.2	13.122	117.7		1:11.986
18	21.051	125.5	38.640	125.6	12.795	115.7		1:12.486	42	20.722	124.5	38.079	127.5	12.599	118.1		1:11.400
19	21.542	122.5	38.205	126.8	12.665	116.3		1:12.412	43	20.550	124.1	38.309	129.7	12.770	118.8		1:11.629
20	20.988	127.3	38.290	127.5	12.771	115.9		1:12.049	44	20.461	126.4	39.483	127.8	12.833	114.5		1:12.777
21	20.630	125.5	38.210	127.8	12.815	116.7		1:11.655	45	20.759	125.5	37.932	128.0	12.763	117.9		1:11.454
22	20.920	123.0	38.276	128.3				1:16.110	46	20.694	125.5	38.378	128.0	12.531	117.9		1:11.603
23	Out	117.9	39.036	127.0	12.721	116.7		2:39.108 P	47	20.547	128.8	38.072	128.3	12.902	115.7		1:11.521
24	20.543	126.9	37.961	128.3	13.156	116.1		1:11.660	48	20.688	125.9	38.383	<u>131.8</u>	13.562	114.3		1:12.633



Session Start: 17:53:47 - Finish: 18:54:38

Weather/Track Conditions: Cloudy / Dry

Circuit: Donington Park National

Track Length: 3.185 Km - 1.9791 miles



# Donington Historic Festival - 30 Apr - 2 May 2016

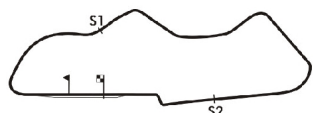
## Pre 80 Endurance for sports racing GT & Touring Cars

### Race 11 - Sector Analysis

59 Beebee-Brooks (SP1)									Chevron B8								
lap	Sect-1	Speed	Sect-2	Speed	Sect-3	Speed	TopSpeed	laptime pit	lap	Sect-1	Speed	Sect-2	Speed	Sect-3	Speed	Topspeed	laptime pit
1				123.5	13.799	111.5		1:21.746	9	21.716	123.0	41.061	123.5	13.532	109.7		1:16.309
2	21.862	113.3	40.423	122.6	14.582	106.0		1:16.867	10	21.608	122.3	41.088	123.5	13.896	107.6		1:16.592
3	21.922	116.0	40.746	124.5	13.593	111.1		1:16.261	11	21.663	121.7	40.689	123.3	13.401	109.0		1:15.753
4	21.792	122.5	40.600	125.4	13.527	110.6		1:15.919	12	21.807	116.2	41.789	122.6	13.752	107.4		1:17.348
5	21.269	123.4	40.988	122.0	13.573	111.1		1:15.830	13	21.677	121.2	40.501	124.2	13.574	109.7		1:15.752
6	21.453	121.7	40.837	122.4	13.806	109.8		1:16.096	14	21.670	121.0	40.321	124.2	13.447	111.7		1:15.438
7	21.643	120.4	40.633	123.5	14.794	107.4		1:17.070	15	21.611	120.8	40.341	124.7	14.704	72.6		1:16.656
8	21.629	123.2	41.171	120.2	14.224	107.7		1:17.024	16								

60 Guy Peeters (SP1)									Chevron B8								
lap	Sect-1	Speed	Sect-2	Speed	Sect-3	Speed	TopSpeed	laptime pit	lap	Sect-1	Speed	Sect-2	Speed	Sect-3	Speed	Topspeed	laptime pit
1				120.0	15.256	100.2		1:30.942	2	23.946	100.6	44.316	118.1	16.037	72.6		1:24.299

62 Michel Dupont (S20)									Lola T590								
lap	Sect-1	Speed	Sect-2	Speed	Sect-3	Speed	TopSpeed	laptime pit	lap	Sect-1	Speed	Sect-2	Speed	Sect-3	Speed	Topspeed	laptime pit
1				100.2	16.043			1:41.311	21		88.1	49.773	101.6	15.399	89.8		2:51.922 P
2	26.547	87.5	49.371	100.6	15.803			1:31.721	22	25.986	94.7	50.888	101.7	15.711	89.7		1:32.585
3	26.482	88.4	49.923	100.9	15.769			1:32.174	23	26.198	92.8	49.130	102.2	15.596	91.5		1:30.924
4	26.468	88.0	49.542	100.0	16.164	89.4		1:32.174	24	25.779	96.3	48.946	103.4	15.479	91.9		1:30.204
5	26.573	90.9	48.853	102.0	15.144	91.6		1:30.570	25	25.832	95.9	48.381	103.1	15.542			1:29.755
6	26.147	91.2	50.349	102.6	15.675	92.7		1:32.171	26	25.961	93.3	48.436	101.6	15.452			1:29.849
7	25.887	90.7	49.171	99.9	15.724	89.7		1:30.782	27	25.670	93.4	47.792	103.0	16.595			1:30.057
8	26.314	88.3	49.383	100.5	15.685	90.0		1:31.382	28	25.433	96.5	47.639	102.8	15.684			1:28.756
9	26.039	91.6	49.212	101.1	15.592	89.5		1:30.843	29	25.589	93.9	47.647	101.4	15.556	92.6		1:28.792
10	27.302	91.8	49.335	102.8	15.943	90.9		1:32.580	30	25.766	93.7	49.090	101.3	15.585	89.5		1:30.441
11	25.821	92.6	48.699	101.7	15.339	91.0		1:29.859	31	25.701	97.4	47.788	102.0	15.949	91.0		1:29.438
12	26.245	91.6	52.836	103.1	15.350	90.1		1:34.431	32	25.764	93.8	47.955	101.9	16.170	87.4		1:29.889
13	26.150	96.2	48.438	101.4	15.528	89.7		1:30.116	33	26.330	91.0	49.100	100.8	16.007			1:31.437
14	26.209	93.9	48.944	101.6	15.809	92.0		1:30.962	34	25.553	96.6	1:13.064	99.0	16.773	89.5		1:55.390
15	25.683	97.0	48.264	103.6	15.397	91.4		1:29.344	35	26.436	91.4	49.754	101.3	15.804	90.4		1:31.994
16	26.283	94.6	48.412	101.9	15.448	90.7		1:30.143	36	25.859	96.7	50.045	100.2	15.483			1:31.387
17	25.932	96.9	48.653	102.5	16.030	88.5		1:30.615	37	26.152	92.8	49.907	101.1	15.653	90.1		1:31.712
18	25.821	94.1	49.983	100.5	15.723	90.6		1:31.527	38	25.808	90.2	50.127	102.0	15.408	91.2		1:31.343
19	26.363	91.6	48.714	101.1	15.714	90.7		1:30.791	39	25.902	92.6	49.441	100.2	15.846			1:31.189
20	26.628	91.9	50.423	103.4				1:36.064	40								



Session Start: 17:53:47 - Finish: 18:54:38

Weather/Track Conditions: Cloudy / Dry

Circuit: Donington Park National

Track Length: 3.185 Km - 1.9791 miles

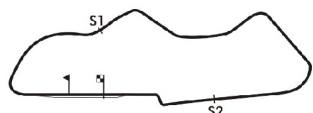
# Donington Historic Festival - 30 Apr - 2 May 2016

## Pre 80 Endurance for sports racing GT & Touring Cars

### Race 11 - Sector Analysis

67 Michele Liguori (SP4)									Lola T292								
lap	Sect-1	Speed	Sect-2	Speed	Sect-3	Speed	TopSpeed	laptime pit	lap	Sect-1	Speed	Sect-2	Speed	Sect-3	Speed	Topspeed	laptime pit
1				149.0	12.952			1:11.733	27	19.814	138.8	37.335	135.5	12.554	122.0		1:09.703
2	19.356	136.3	36.381	146.7	12.185			1:07.922	28	20.052	134.7	38.023	132.0	12.809	119.2		1:10.884
3	19.463	133.3	36.494	145.4	12.279			1:08.236	29	20.767	129.8	37.641	132.0	12.852	118.3		1:11.260
4	18.862	138.5	36.241	147.0	12.161			1:07.264	30	20.300	137.4	37.146	132.3	12.724	119.0		1:10.170
5	19.182	127.6	36.363	147.3	12.222	132.0		1:07.767	31	20.552	135.5	37.411	132.8	12.872	119.8		1:10.835
6	20.496	115.5	36.892	147.7	12.222			1:09.610	32	20.791	133.3	37.504	132.8	12.970			1:11.265
7	19.421	133.1	36.130	148.6	12.251			1:07.802	33	20.523	133.6	37.521	130.7	13.033			1:11.077
8	19.778	131.8	37.528	142.4	12.530	127.3		1:09.836	34	20.891	134.9	37.366	132.8	12.913			1:11.170
9	20.215	129.5	36.408	147.0	12.377	128.7		1:09.000	35	20.905	128.5	38.717	131.3	13.003			1:12.625
10	19.850	131.3	37.555	142.4	12.964	126.6		1:10.369	36	20.539	136.3	37.566	129.5	13.051	117.1		1:11.156
11	19.738	133.9	36.247	144.5	12.400	129.0		1:08.385	37	20.985	132.3	38.012	130.5	13.039			1:12.036
12	20.413	127.3	37.325	140.6	12.484	129.5		1:10.222	38	20.818	130.3	38.402	131.3	13.290	115.9		1:12.510
13	19.743	132.8	37.138	145.7	12.440	127.8		1:09.321	39	20.690	134.7	38.045	130.5	13.176			1:11.911
14	20.032	131.8	37.210	145.4	12.603	130.7		1:09.845	40	20.886	128.5	38.433	130.2	13.178			1:12.497
15	19.879	133.3	36.564	145.4	12.455	130.7		1:08.898	41	20.929	133.1	37.778	134.1	12.666			1:11.373
16	19.777	134.7	36.872	144.2	12.366			1:09.015	42	20.226	134.4	37.722	132.8	12.811			1:10.759
17	19.679	129.8	38.072	143.0	12.552	129.2		1:10.303	43	20.756	133.6	37.238	132.8	12.823			1:10.817
18	19.904	136.6	36.487	145.7	12.219	131.0		1:08.610	44	20.202	134.4	36.716	134.4	12.468	121.1		1:09.386
19	20.011	129.0	37.625	146.1	12.230	131.3		1:09.866	45	20.183	121.2	37.045	134.1	12.624			1:09.852
20	19.675	138.8	35.820	142.7	12.384	130.2		1:07.879	46	20.086	137.4	36.625	134.9	12.661			1:09.372
21	19.763	134.1	37.333	144.8				1:14.305	47	20.042	137.4	36.843	135.2	12.581			1:09.466
22		120.6	36.797	145.7	12.215	131.0		2:30.555 P	48	20.066	136.8	36.628	134.7	12.484			1:09.178
23	19.228	137.4	36.172	146.4	12.060	130.5		1:07.460	49	19.961	138.5	36.429	134.9	12.533			1:08.923
24	19.279	130.3	35.926	142.4	12.809	128.5		1:08.014	50	20.032	136.8	36.459	135.7	12.395			1:08.886
25	19.276	140.5	35.868	146.1	12.033	131.3		1:07.177	51	21.087	120.8	39.992	127.0	13.726			1:14.805
26	20.057	124.8	37.507	141.5	12.389	126.1		1:09.953	52								

69 Simon Watts (GT1)									Datsun 240Z								
lap	Sect-1	Speed	Sect-2	Speed	Sect-3	Speed	TopSpeed	laptime pit	lap	Sect-1	Speed	Sect-2	Speed	Sect-3	Speed	Topspeed	laptime pit
1				123.5	14.811	106.2		1:31.994	20	23.937	100.4	44.526	111.5	14.610	106.4		1:23.073
2	23.528	99.1	44.141	121.8	15.484	103.3		1:23.153	21	23.795	101.3	44.449	103.7	14.810	107.7		1:23.054
3	24.016	98.0	43.561	125.4	14.799	109.1		1:22.376	22	23.416	102.1	45.375	108.6	14.317	108.6		1:23.108
4	23.579	98.7	43.543	121.3	15.257	104.1		1:22.379	23	23.538	103.2	43.306	107.7	14.705	106.4		1:21.549
5	24.130	86.8	44.349	121.5	15.099	106.5		1:23.578	24	23.318	102.1	42.814	111.8	14.663	103.3		1:20.795
6	23.436	103.2	44.411	118.5	14.690	106.7		1:22.537	25	23.364	100.7	44.492	106.2	14.514	108.3		1:22.370
7	23.367	104.0	43.569	121.1	14.798	107.7		1:21.734	26	24.091	98.6	44.117	110.2	14.566			1:22.774
8	30.760	76.8	49.162	94.6				1:37.588	27	23.187	107.8	43.043	110.9	15.034	105.7		1:21.264
9	Out	96.7	44.193	109.1	14.854	105.4		1:54.734 P	28	23.178	102.9	42.994	109.1	14.649	107.2		1:20.821
10	23.936	101.0	43.726	109.8	15.259	105.5		1:22.921	29	24.336	98.6	44.490	110.0	15.059	105.5		1:23.885
11	24.364	84.1	43.814	111.5	15.016	102.8		1:23.194	30	23.354	101.5	43.745	108.8	14.650	105.2		1:21.749
12	23.749	101.6	43.880	106.5	15.075	106.0		1:22.704	31	23.259	103.8	44.085	109.3	14.568	105.4		1:21.912
13	23.997	102.4	43.559	108.1	14.765	106.9		1:22.321	32	23.260	104.3	44.194	111.3	14.778	107.6		1:22.232
14	24.360	94.4	44.625	106.7				1:26.053	33	23.614	100.6	44.135	111.8	14.856	107.7		1:22.605
15		95.2	44.186	108.8	14.587	104.4		2:38.546 P	34	23.181	102.9	42.915	111.7	14.670	108.4		1:20.766
16	23.823	102.0	44.835	111.8	14.812	105.0		1:23.470	35	23.502	103.2	42.921	108.3	14.597	106.5		1:21.020
17	23.786	101.5	43.062	109.8	14.843	104.4		1:21.691	36	25.591	96.7	43.311	106.9	14.924	107.0		1:23.826
18	24.082	98.6	43.454	107.7	14.637	107.0		1:22.173	37	23.729	102.0	44.336	110.2	14.587	105.9		1:22.652
19	23.548	105.9	43.969	107.2	14.593	107.6		1:22.110	38	23.342	105.3	45.576	85.8				1:27.353



Session Start: 17:53:47 - Finish: 18:54:38

Weather/Track Conditions: Cloudy / Dry

Circuit: Donington Park National

Track Length: 3.185 Km - 1.9791 miles

# Donington Historic Festival - 30 Apr - 2 May 2016

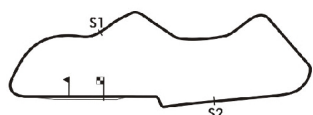
## Pre 80 Endurance for sports racing GT & Touring Cars

### Race 11 - Sector Analysis

79 Philippe Lambilliotte (SP1)									Chevron B8								
lap	Sect-1	Speed	Sect-2	Speed	Sect-3	Speed	TopSpeed	laptime pit	lap	Sect-1	Speed	Sect-2	Speed	Sect-3	Speed	Topspeed	laptime pit
1				121.3	14.539			1:29.585	23	23.956	98.4	43.783	120.0	13.994	108.4		1:21.733
2	24.174	95.4	45.185	120.7	14.428			1:23.787	24	23.500	97.4	43.295	120.7	14.735	106.5		1:21.530
3	24.017	93.0	44.255	119.8	14.579			1:22.851	25	23.759	97.3	43.360	121.5	14.714	106.2		1:21.833
4	23.727	95.4	44.367	119.8	14.721	106.7		1:22.815	26	23.619	99.9	43.716	120.7	14.010			1:21.345
5	24.429	97.0	44.344	120.5	14.992	105.5		1:23.765	27	23.004	107.3	43.930	120.2	13.922			1:20.856
6	23.968	93.0	45.069	119.4	14.542	107.7		1:23.579	28	23.897	98.6	44.471	118.3	14.894			1:23.262
7	23.940	94.4	43.686	121.3	14.153	108.6		1:21.779	29	23.577	99.1	44.096	121.3	14.219			1:21.892
8	24.112	89.8	45.623	117.9	14.355	106.9		1:24.090	30	23.576	101.0	43.366	120.2	14.228	108.1		1:21.170
9	23.518	97.0	44.580	119.8	14.619	106.0		1:22.717	31	23.250	102.4	43.335	120.7	13.882	108.1		1:20.467
10	24.267	82.8	45.760	114.9	15.254	100.9		1:25.281	32	23.519	101.8	43.961	120.5	14.403	107.7		1:21.883
11	24.293	94.4	44.421	119.8	14.516	109.1		1:23.230	33	23.264	105.1	45.825	119.8	14.156	108.6		1:23.245
12	23.457	95.9	46.123	106.0	15.812	98.7		1:25.392	34	23.385	100.6	44.313	122.2	14.280	106.9		1:21.978
13	24.461	96.3	45.309	119.6	15.377	98.2		1:25.147	35	23.450	98.3	43.061	121.5	13.920	109.1		1:20.431
14	25.198	93.3	47.529	111.1	15.672	96.9		1:28.399	36	23.264	102.1	43.506	120.2	14.305	105.5		1:21.075
15	25.553	94.7	46.390	107.2	15.499	104.2		1:27.442	37	24.027	100.4	43.849	120.5	14.484	107.2		1:22.360
16	23.915	99.9	45.653	119.0	15.067	105.7		1:24.635	38	23.442	99.1	44.888	121.1	14.140	107.9		1:22.470
17	23.914	93.5	45.514	112.2	15.775	96.3		1:25.203	39	23.148	101.5	44.409	114.7	14.866	104.1		1:22.423
18	25.180	81.6	44.621	119.2	14.855	102.6		1:24.656	40	23.872	98.3	45.686	120.9	14.248	108.3		1:23.806
19	24.802	90.8	45.550	104.7				1:30.795	41	23.860	94.8	45.615	94.2	15.300	107.9		1:24.775
20		96.7	44.755	115.9	14.783	104.4		2:49.441 P	42	23.602	99.3	44.257	116.7	14.764	106.0		1:22.623
21	24.245	97.6	44.044	119.8	14.250	106.4		1:22.539	43	23.576	97.4	43.274	120.7	14.208	106.9		1:21.058
22	23.621	94.1	44.841	118.3	15.632	103.4		1:24.094	44								

88 Kevin Cooke (SP3)									Royale RP17								
lap	Sect-1	Speed	Sect-2	Speed	Sect-3	Speed	TopSpeed	laptime pit	lap	Sect-1	Speed	Sect-2	Speed	Sect-3	Speed	Topspeed	laptime pit
1				126.8	14.586	109.5		1:22.962	25	21.467	107.3	40.933	131.8	13.373	112.8		1:15.773
2	21.710	112.2	42.221	128.3	14.208	110.0		1:18.139	26	21.354	110.0	40.438	130.2	13.495	113.9		1:15.287
3	21.776	114.9	41.013	130.2	13.783	112.6		1:16.572	27	21.155	108.6	42.602	130.0	13.590	112.8		1:17.347
4	22.991	107.8	41.942	126.6	14.170	112.0		1:19.103	28	21.629	108.8	39.810	130.2	13.596	112.8		1:15.035
5	22.549	108.8	42.021	129.7	14.192	112.4		1:18.762	29	21.724	111.1	39.904	131.5	13.536	114.3		1:15.164
6	22.175	102.4	41.974	129.7	13.876	112.0		1:18.025	30	22.927	116.4	40.041	131.8	13.710	114.7		1:16.678
7	22.088	105.1	41.985	129.5	14.004	113.2		1:18.077	31	21.410	105.1	40.538	130.7	13.504	113.9		1:15.452
8	22.090	102.1	41.900	131.0	14.195	108.4		1:18.185	32	21.749	109.0	40.533	130.5	14.250	114.1		1:16.532
9	22.498	100.9	40.717	130.5	13.685	113.0		1:16.900	33	21.147	114.9	39.247	132.3	13.439	113.5		1:13.833
10	22.236	103.5	40.807	129.5	13.559	112.2		1:16.602	34	21.980	109.5	39.387	130.2	13.441	114.1		1:14.808
11	21.989	108.5	40.460	130.2	15.307	110.6		1:17.756	35	21.259	106.8	40.183	131.3	13.578	113.4		1:15.020
12	21.912	115.8	40.101	130.5	13.752	111.7		1:15.765	36	21.639	108.8	41.638	130.5	13.791	112.8		1:17.068
13	21.915	105.9	40.270	129.2	14.061	110.7		1:16.246	37	21.326	117.0	41.201	130.7	13.667	115.1		1:16.194
14	21.513	106.6	41.337	129.7	13.774	111.7		1:16.624	38	21.744	111.7	39.964	131.5	13.548	112.4		1:15.256
15	21.532	108.1	40.208	130.7	13.393	113.4		1:15.133	39	21.638	111.5	39.898	131.5	13.622	115.1		1:15.158
16	22.036	113.0	39.747	132.3	13.501	112.8		1:15.284	40	22.049	106.6	41.381	127.5	13.894	114.3		1:17.324
17	21.645	107.9	41.165	132.0	13.399	113.2		1:16.209	41	21.802	107.1	40.343	131.8	17.404	99.9		1:19.549
18	21.637	105.6	40.176	131.0	13.644	114.1		1:15.457	42	22.599	112.0	40.674	131.3	13.930	111.7		1:17.203
19	22.069	100.7	40.756	132.5	13.468	113.0		1:16.293	43	22.064	109.9	41.502	130.0	14.188	107.9		1:17.754
20	21.533	108.3	39.776	132.0	13.454	114.5		1:14.763	44	22.421	110.2	41.174	124.7	14.113	111.5		1:17.708
21	21.600	107.8	40.388	132.0	13.671	112.8		1:15.659	45	21.951	107.8	42.121	129.2	13.554	113.4		1:17.626
22	21.507	112.6	39.629	131.3				1:19.350	46	21.502	110.6	40.057	131.5	13.690	113.9		1:15.249
23	Out	105.6	41.985	130.5	13.661	113.5		2:50.626 P	47	21.759	111.5	40.675	131.0	13.801	112.6		1:16.235
24	22.535	87.2	41.449	130.7	13.383	113.2		1:17.367	48								

98 Roberto Giordanelli (S20)									Lola T298								
lap	Sect-1	Speed	Sect-2	Speed	Sect-3	Speed	TopSpeed	laptime pit	lap	Sect-1	Speed	Sect-2	Speed	Sect-3	Speed	Topspeed	laptime pit
1				127.8	13.399	112.8		1:17.708	2								



Session Start: 17:53:47 - Finish: 18:54:38

Weather/Track Conditions: Cloudy / Dry

Circuit: Donington Park National

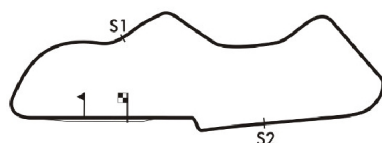
Track Length: 3.185 Km - 1.9791 miles

# Donington Historic Festival - 30 Apr - 2 May 2016

## Pre 80 Endurance for sports racing GT & Touring Cars

### Race 11 - Best Sector Times

POS	NO	DRIVER/S	Sector 1			Sector 2			Sector 3			IDEAL LAP	BEST LAP	On
			TIME	LAP	POS	TIME	LAP	POS	TIME	LAP	POS			
1	67	Michele Liguori	18.862	4	2	35.820	20	2	12.033	25	2	1:06.715	<b>1:07.177</b>	<b>25</b>
2	2	Voyazides-Hadfield	18.800	44	1	35.014	50	1	11.675	50	1	1:05.489	<b>1:05.744</b>	<b>23</b>
3	9	Smith Hilliard-Padmore	19.672	21	3	36.502	33	4	12.404	47	5	1:08.578	<b>1:08.770</b>	<b>43</b>
4	3	Piper-Caton	20.212	19	6	37.277	32	7	12.466	38	7	1:09.955	<b>1:10.204</b>	<b>32</b>
5	52	Robert Oldershaw	20.341	12	8	37.549	9	8	12.382	12	4	1:10.272	<b>1:10.591</b>	<b>9</b>
6	88	Kevin Cooke	21.147	33	11	39.247	33	10	13.373	25	10	1:13.767	<b>1:13.833</b>	<b>33</b>
7	38	Claridge-Simmonds	20.247	45	7	37.077	13	5	12.492	15	8	1:09.816	<b>1:10.280</b>	<b>8</b>
8	12	Peter Hallford	22.114	10	14	41.350	33	14	14.095	6	15	1:17.559	<b>1:17.647</b>	<b>6</b>
9	79	Philippe Lambilliotte	23.004	27	15	43.061	35	16	13.882	31	14	1:19.947	<b>1:20.431</b>	<b>35</b>
10	26	George Douglas	21.786	13	13	40.871	27	13	13.719	27	13	1:16.376	<b>1:16.752</b>	<b>27</b>
11	62	Michel Dupont	25.433	28	18	47.639	28	18	15.144	5	17	1:28.216	<b>1:28.756</b>	<b>28</b>
12	69	Simon Watts	23.178	28	16	42.814	24	15	14.317	22	16	1:20.309	<b>1:20.766</b>	<b>34</b>
13	29	Richardson-Gathercole	19.934	27	5	37.172	26	6	12.420	11	6	1:09.526	<b>1:09.865</b>	<b>26</b>
14	50	Daryl Taylor	21.042	4	10	38.876	12	9	12.977	11	9	1:12.895	<b>1:13.003</b>	<b>11</b>
15	59	Beebee-Brooks	21.269	5	12	40.321	14	12	13.401	11	12	1:14.991	<b>1:15.438</b>	<b>14</b>
16	19	Martin O'Connell	19.855	3	4	36.398	3	3	12.148	2	3	1:08.401	<b>1:08.791</b>	<b>2</b>
17	60	Guy Peeters	23.946	2	17	44.316	2	17	15.256	1	18	1:23.518	<b>1:24.299</b>	<b>2</b>
18	32	Bartell-Catlow	32.268	1	19	50.913	2	19						
19	98	Roberto Giordanelli	20.588	2	9	40.140	1	11	13.399	1	11	1:14.127		



**Session Start: 17:53:47 - Finish: 18:54:38**

**Weather/Track Conditions: Cloudy / Dry**

**Circuit: Donington Park National**

**Track Length: 3.185 Km - 1.9791 miles**

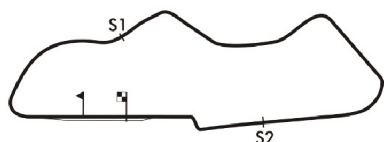


# Donington Historic Festival - 30 Apr - 2 May 2016

## Pre 80 Endurance for sports racing GT & Touring Cars

### Race 11 - Best Sector Speeds

	NO	SECTOR 1	MPH	NO	SECTOR 2	MPH	NO	SECTOR 3	MPH
1	2	Voyazides-Hadfield	150.1	67	Michele Liguori	149.0	67	Michele Liguori	132.0
2	67	Michele Liguori	140.5	2	Voyazides-Hadfield	146.4	2	Voyazides-Hadfield	130.5
3	19	Martin O'Connell	140.2	29	Richardson-Gathercole	138.5	12	Peter Hallford	123.1
4	9	Smith Hilliard-Padmore	138.2	12	Peter Hallford	136.6	29	Richardson-Gathercole	122.9
5	29	Richardson-Gathercole	134.7	9	Smith Hilliard-Padmore	135.2	9	Smith Hilliard-Padmore	122.0
6	3	Piper-Caton	134.1	19	Martin O'Connell	135.2	19	Martin O'Connell	120.7
7	52	Robert Oldershaw	132.0	88	Kevin Cooke	132.5	52	Robert Oldershaw	119.4
8	38	Claridge-Simmonds	125.5	52	Robert Oldershaw	131.8	38	Claridge-Simmonds	118.8
9	59	Beebee-Brooks	123.4	38	Claridge-Simmonds	131.3	26	George Douglas	115.1
10	50	Daryl Taylor	123.2	3	Piper-Caton	130.2	88	Kevin Cooke	115.1
11	98	Roberto Giordanelli	117.4	26	George Douglas	129.2	50	Daryl Taylor	114.5
12	88	Kevin Cooke	117.0	50	Daryl Taylor	127.8	98	Roberto Giordanelli	112.8
13	12	Peter Hallford	113.7	98	Roberto Giordanelli	127.8	59	Beebee-Brooks	111.7
14	26	George Douglas	110.6	59	Beebee-Brooks	125.4	69	Simon Watts	109.1
15	69	Simon Watts	107.8	69	Simon Watts	125.4	79	Philippe Lambilliotte	109.1
16	79	Philippe Lambilliotte	107.3	79	Philippe Lambilliotte	122.2	60	Guy Peeters	100.2
17	60	Guy Peeters	100.6	60	Guy Peeters	120.0	62	Michel Dupont	92.7
18	62	Michel Dupont	97.4	62	Michel Dupont	103.6	3	Piper-Caton	0.0
19	32	Bartell-Catlow	86.8	32	Bartell-Catlow	82.0	32	Bartell-Catlow	0.0



**Session Start: 17:53:47 - Finish: 18:54:38**  
**Weather/Track Conditions: Cloudy / Dry**  
**Circuit: Donington Park National**  
**Track Length: 3.185 Km - 1.9791 miles**

# Donington Historic Festival - 30 Apr - 2 May 2016

## Pre 80 Endurance for sports racing GT & Touring Cars

### Race 11 - Lap Chart

Lap 1			Lap 2			Lap 3			Lap 4			Lap 5			Lap 6		
NO	Behind	Laptime	NO	Behind	Laptime	NO	Behind	Laptime	NO	Behind	Laptime	NO	Behind	Laptime	NO	Behind	Laptime
67		1:11.733	67		1:07.922	67		1:08.236	67		1:07.264	67		1:07.767	67		1:09.610
19	0.292	1:12.025	19	1.161	1:08.791	2	4.267	1:10.551	62	1 LAP	1:32.174	52	33.507	1:16.547	79	1 LAP	1:23.765
2	1.491	1:13.224	2	1.952	1:08.383	19	4.483	1:11.558	<b>19</b>	24.166	1:26.947	29	33.775	1:13.082	69	1 LAP	1:23.578
52	2.621	1:14.354	52	6.232	1:11.533	52	10.331	1:12.335	52	24.727	1:21.660	62	1 LAP	1:32.174	29	35.122	1:10.957
98	5.975	1:17.708	38	12.616	1:13.925	38	16.363	1:11.983	50	27.383	1:14.951	9	34.780	1:13.425	9	38.315	1:13.145
38	6.613	1:18.346	50	14.220	1:14.934	50	19.696	1:13.712	29	28.460	1:12.618	3	35.686	1:13.267	3	39.350	1:13.274
50	7.208	1:18.941	9	16.948	1:15.653	9	22.352	1:13.640	9	29.122	1:14.034	59	43.701	1:15.830	59	50.187	1:16.096
9	9.217	1:20.950	3	17.611	1:15.761	29	23.106	1:12.576	3	30.186	1:13.365	88	52.616	1:18.762	<b>52</b>	50.552	1:26.655
3	9.772	1:21.505	29	18.766	1:14.207	3	24.085	1:14.710	<b>2</b>	31.464	1:34.461	26	53.508	1:18.860	62	1 LAP	1:30.570
59	10.013	1:21.746	59	18.958	1:16.867	59	26.983	1:16.261	<b>38</b>	33.919	1:24.820	<b>50</b>	54.622	1:35.006	88	1:01.031	1:18.025
88	11.229	1:22.962	88	21.446	1:18.139	88	29.782	1:16.572	59	35.638	1:15.919	12	58.981	1:18.166	26	1:02.327	1:18.429
26	12.473	1:24.206	26	23.147	1:18.596	26	32.565	1:17.654	88	41.621	1:19.103				12	1:07.018	1:17.647
29	12.481	1:24.214	12	26.635	1:19.329	12	36.804	1:18.405	26	42.415	1:17.114						
12	15.228	1:26.961	79	33.717	1:23.787	79	48.332	1:22.851	12	48.582	1:19.042						
79	17.852	1:29.585	69	35.492	1:23.153	69	49.632	1:22.376	<b>32</b>	2 LAPS	3:33.221						
60	19.209	1:30.942	60	35.586	1:24.299				79	1:03.883	1:22.815						
69	20.261	1:31.994	62	53.377	1:31.721				69	1:04.747	1:22.379						
62	29.578	1:41.311															
<b>32</b>	42.592	1:54.325															

Session Start: 17:53:47 - Finish: 18:54:38

Weather/Track Conditions: Cloudy / Dry

Circuit: Donington Park National

Track Length: 3.185 Km - 1.9791 miles

# Donington Historic Festival - 30 Apr - 2 May 2016

## Pre 80 Endurance for sports racing GT & Touring Cars

### Race 11 - Lap Chart

Lap 7			Lap 8			Lap 9			Lap 10			Lap 11			Lap 12		
NO	Behind	Laptime	NO	Behind	Laptime	NO	Behind	Laptime	NO	Behind	Laptime	NO	Behind	Laptime	NO	Behind	Laptime
67		1:07.802	67		1:09.836	67		1:09.000	67		1:10.369	67		1:08.385	67		1:10.222
2	2 LAPS	3:00.824	88	1 LAP	1:18.077	2	2 LAPS	1:10.366	59	1 LAP	1:16.309	2	2 LAPS	1:10.106	62	3 LAPS	1:30.843
69	1 LAP	1:22.537	26	1 LAP	1:18.806	88	1 LAP	1:18.185	2	2 LAPS	1:08.555	59	1 LAP	1:16.592	9	1 LAP	1:30.463
79	1 LAP	1:23.579	2	2 LAPS	1:08.926	26	1 LAP	1:19.629	88	1 LAP	1:16.900	88	1 LAP	1:16.602	2	2 LAPS	1:09.940
29	39.289	1:11.969	12	1 LAP	1:18.858	12	1 LAP	1:18.646	26	1 LAP	1:17.230	26	1 LAP	1:17.788	50	4 LAPS	1:18.371
9	42.278	1:11.765	62	2 LAPS	1:32.171	62	2 LAPS	1:30.782	12	1 LAP	1:18.286	12	1 LAP	1:18.544	79	2 LAPS	1:25.281
3	43.395	1:11.847	69	1 LAP	1:21.734	52	2 LAPS	3:23.149	29	48.460	1:11.393	69	2 LAPS	1:54.734	59	1 LAP	1:15.753
59	59.455	1:17.070	79	1 LAP	1:21.779	29	47.436	1:14.785	52	2 LAPS	1:12.394	29	50.567	1:10.492	88	1 LAP	1:17.756
			29	41.651	1:12.198	9	49.465	1:14.190	3	52.228	1:12.662	52	2 LAPS	1:10.591	26	1 LAP	1:18.060
			9	44.275	1:11.833	3	49.935	1:13.186	38	4 LAPS	1:11.868	38	4 LAPS	1:12.090	12	1 LAP	1:18.794
			3	45.749	1:12.190	38	4 LAPS	6:00.910	62	2 LAPS	1:31.382	3	56.847	1:13.004	29	51.593	1:11.248
			59	1:06.643	1:17.024	79	1 LAP	1:24.090	9	54.780	1:15.684				52	2 LAPS	1:10.722
						50	3 LAPS	4:45.693	79	1 LAP	1:22.717				69	2 LAPS	1:22.921
						69	1 LAP	1:37.588	50	3 LAPS	1:14.676				38	4 LAPS	1:10.280
															3	58.007	1:11.382

**Session Start: 17:53:47 - Finish: 18:54:38**

**Weather/Track Conditions: Cloudy / Dry**

**Circuit: Donington Park National**

**Track Length: 3.185 Km - 1.9791 miles**

# Donington Historic Festival - 30 Apr - 2 May 2016

## Pre 80 Endurance for sports racing GT & Touring Cars

### Race 11 - Lap Chart

Lap 13			Lap 14			Lap 15			Lap 16			Lap 17			Lap 18		
NO	Behind	Laptime	NO	Behind	Laptime	NO	Behind	Laptime	NO	Behind	Laptime	NO	Behind	Laptime	NO	Behind	Laptime
67		1:09.321	67		1:09.845	67		1:08.898	67		1:09.015	67		1:10.303	67		1:08.610
2	2 LAPS	1:09.128	2	2 LAPS	1:08.589	2	2 LAPS	1:08.572	62	4 LAPS	1:34.431	3	1 LAP	1:13.713	3	1 LAP	1:12.203
9	1 LAP	1:12.777	9	1 LAP	1:16.216	69	3 LAPS	1:22.704	12	2 LAPS	1:20.342	26	2 LAPS	1:18.056	2	2 LAPS	1:14.851
50	4 LAPS	1:16.057	50	4 LAPS	1:14.075	50	4 LAPS	1:13.003	2	2 LAPS	1:10.110	2	2 LAPS	1:10.157	26	2 LAPS	1:18.278
59	1 LAP	1:17.348	59	1 LAP	1:15.752	59	1 LAP	1:15.438	69	3 LAPS	1:22.321	79	3 LAPS	1:28.399	79	3 LAPS	1:27.442
79	2 LAPS	1:23.230	79	2 LAPS	1:25.392	88	1 LAP	1:16.624	50	4 LAPS	1:13.195	12	2 LAPS	1:19.813	12	2 LAPS	1:19.860
62	3 LAPS	1:32.580	88	1 LAP	1:16.246	79	2 LAPS	1:25.147	9	2 LAPS	2:34.396	62	4 LAPS	1:30.116	9	2 LAPS	1:11.168
88	1 LAP	1:15.765	62	3 LAPS	1:29.859	29	57.989	1:11.844	59	1 LAP	1:16.656	50	4 LAPS	1:13.574	50	4 LAPS	1:23.704
26	1 LAP	1:18.548	26	1 LAP	1:17.014	52	2 LAPS	1:11.770	88	1 LAP	1:15.133	9	2 LAPS	1:10.308	62	4 LAPS	1:30.962
12	1 LAP	1:18.343	29	55.043	1:11.008	38	4 LAPS	1:11.480	29	1:00.110	1:11.136	69	3 LAPS	1:26.053	52	2 LAPS	1:11.708
29	53.880	1:11.608	52	2 LAPS	1:11.374	26	1 LAP	1:18.664	52	2 LAPS	1:11.071	29	1:01.651	1:11.844	29	1:08.637	1:15.596
52	2 LAPS	1:11.665	38	4 LAPS	1:13.047	3	1:07.823	1:12.633	38	4 LAPS	1:11.090	52	2 LAPS	1:12.095	38	4 LAPS	1:11.738
38	4 LAPS	1:11.628	12	1 LAP	1:19.998							88	1 LAP	1:15.284			
3	1:01.394	1:12.708	3	1:04.088	1:12.539							38	4 LAPS	1:10.350			
69	2 LAPS	1:23.194															

**Session Start: 17:53:47 - Finish: 18:54:38**

**Weather/Track Conditions: Cloudy / Dry**

**Circuit: Donington Park National**

**Track Length: 3.185 Km - 1.9791 miles**



# Donington Historic Festival - 30 Apr - 2 May 2016

## Pre 80 Endurance for sports racing GT & Touring Cars

### Race 11 - Lap Chart

Lap 19			Lap 20			Lap 21			Lap 22			Lap 23			Lap 24		
NO	Behind	Laptime	NO	Behind	Laptime	NO	Behind	Laptime	NO	Behind	Laptime	NO	Behind	Laptime	NO	Behind	Laptime
67		1:09.866	67		1:07.879	67		1:14.305	67		2:30.555	67		1:07.460	67		1:08.014
88	2 LAPS	1:16.209	38	5 LAPS	1:10.487	69	5 LAPS	1:23.470	3	4.211	1:12.174	2	2 LAPS	1:07.048	62	5 LAPS	1:30.791
3	1 LAP	1:11.517	88	2 LAPS	1:15.457	38	5 LAPS	1:15.890	2	2 LAPS	1:08.648	3	8.991	1:12.240	52	2 LAPS	1:16.110
26	2 LAPS	1:17.568	3	1 LAP	1:11.186	3	1 LAP	1:13.848	79	3 LAPS	1:30.795	9	1 LAP	1:09.040	2	2 LAPS	1:06.865
9	2 LAPS	1:10.790	2	3 LAPS	2:32.529	88	2 LAPS	1:16.293	88	1 LAP	1:15.659	88	1 LAP	1:19.350	12	2 LAPS	1:19.953
12	2 LAPS	1:21.326	26	2 LAPS	1:19.273	62	5 LAPS	1:30.143	69	4 LAPS	1:22.173	69	4 LAPS	1:22.110	3	13.354	1:12.377
79	3 LAPS	1:24.635	9	2 LAPS	1:09.631	2	3 LAPS	1:07.862	9	1 LAP	1:09.124	38	5 LAPS	1:16.804	9	1 LAP	1:09.542
50	4 LAPS	1:13.555	12	2 LAPS	1:18.812	9	2 LAPS	1:09.657	38	5 LAPS	2:51.888	29	2 LAPS	1:11.243	79	4 LAPS	2:49.441
69	4 LAPS	2:38.546	50	4 LAPS	1:15.851	26	2 LAPS	1:19.071	26	1 LAP	1:19.353	26	1 LAP	1:18.780	38	5 LAPS	1:16.239
62	4 LAPS	1:29.344	79	3 LAPS	1:25.203	12	2 LAPS	1:18.713	62	4 LAPS	1:31.527				69	4 LAPS	1:23.073
52	2 LAPS	1:12.121	52	2 LAPS	1:12.486	50	4 LAPS	1:24.265	29	2 LAPS	1:12.603				29	2 LAPS	1:10.271
						79	3 LAPS	1:24.656	12	1 LAP	1:20.970				26	1 LAP	1:18.002
						52	2 LAPS	1:12.412	52	1 LAP	1:11.655						
						3	1:22.592	1:12.280									
						69	4 LAPS	1:21.691									
						88	1 LAP	1:14.763									
						2	2 LAPS	1:08.573									
						9	1 LAP	1:09.773									
						62	4 LAPS	1:30.615									

Session Start: 17:53:47 - Finish: 18:54:38

Weather/Track Conditions: Cloudy / Dry

Circuit: Donington Park National

Track Length: 3.185 Km - 1.9791 miles

# Donington Historic Festival - 30 Apr - 2 May 2016

## Pre 80 Endurance for sports racing GT & Touring Cars

### Race 11 - Lap Chart

Lap 25			Lap 26			Lap 27			Lap 28			Lap 29			Lap 30		
NO	Behind	Laptime	NO	Behind	Laptime	NO	Behind	Laptime	NO	Behind	Laptime	NO	Behind	Laptime	NO	Behind	Laptime
67		1:07.177	67		1:09.953	67		1:09.703	67		1:10.884	67		1:11.260	67		1:10.170
2	2 LAPS	1:05.744	2	2 LAPS	1:06.199	79	5 LAPS	1:24.094	88	3 LAPS	1:15.773	88	3 LAPS	1:15.287	88	3 LAPS	1:17.347
3	20.296	1:14.119	26	2 LAPS	1:18.061	69	5 LAPS	1:23.108	79	5 LAPS	1:21.733	62	7 LAPS	1:32.585	9	1 LAP	1:09.243
12	2 LAPS	1:20.928	3	22.346	1:12.003	26	2 LAPS	1:18.254	69	5 LAPS	1:21.549	79	5 LAPS	1:21.530	52	3 LAPS	1:12.721
9	1 LAP	1:09.401	52	3 LAPS	2:39.108	9	1 LAP	1:10.065	26	2 LAPS	1:18.332	9	1 LAP	1:09.705	62	7 LAPS	1:30.924
62	5 LAPS	1:36.064	9	1 LAP	1:10.214	52	3 LAPS	1:11.660	9	1 LAP	1:10.162	69	5 LAPS	1:20.795	79	5 LAPS	1:21.833
38	5 LAPS	1:14.500	12	2 LAPS	1:22.348	3	30.338	1:17.695	52	3 LAPS	1:10.946	26	2 LAPS	1:16.752	26	2 LAPS	1:18.574
29	2 LAPS	1:11.502	38	5 LAPS	1:14.200	12	2 LAPS	1:19.882	12	2 LAPS	1:20.207	52	3 LAPS	1:11.217	69	5 LAPS	1:22.370
79	4 LAPS	1:22.539	29	2 LAPS	1:09.945	29	2 LAPS	1:10.431	29	2 LAPS	1:09.865	3	1 LAP	2:30.828	3	1 LAP	1:10.976
88	2 LAPS	2:50.626	88	2 LAPS	1:17.367	38	5 LAPS	1:14.916	2	1 LAP	1:06.633	29	2 LAPS	1:10.246	2	1 LAP	1:06.719
69	4 LAPS	1:23.054	2	1 LAP	1:07.442	62	6 LAPS	2:51.922	38	5 LAPS	1:13.434	2	1 LAP	1:06.694	29	2 LAPS	1:10.876
						2	1 LAP	1:07.560				12	2 LAPS	1:20.765	38	5 LAPS	1:14.133
												38	5 LAPS	1:13.494			

**Session Start: 17:53:47 - Finish: 18:54:38**

**Weather/Track Conditions: Cloudy / Dry**

**Circuit: Donington Park National**

**Track Length: 3.185 Km - 1.9791 miles**

# Donington Historic Festival - 30 Apr - 2 May 2016

## Pre 80 Endurance for sports racing GT & Touring Cars

### Race 11 - Lap Chart

Lap 31			Lap 32			Lap 33			Lap 34			Lap 35			Lap 36		
NO	Behind	Laptime	NO	Behind	Laptime	NO	Behind	Laptime	NO	Behind	Laptime	NO	Behind	Laptime	NO	Behind	Laptime
67		1:10.835	67		1:11.265	67		1:11.077	67		1:11.170	67		1:12.625	67		1:11.156
12	3 LAPS	1:21.774	12	3 LAPS	1:22.435	62	8 LAPS	1:29.755	38	6 LAPS	1:14.420	79	6 LAPS	1:21.892	26	3 LAPS	1:24.889
88	3 LAPS	1:15.035	88	3 LAPS	1:15.164	38	6 LAPS	1:13.576	9	1 LAP	1:08.907	38	6 LAPS	1:13.367	38	6 LAPS	1:13.541
9	1 LAP	1:09.432	9	1 LAP	1:09.598	29	3 LAPS	1:34.373	62	8 LAPS	1:29.849	69	6 LAPS	1:23.885	9	1 LAP	1:09.750
52	3 LAPS	1:11.324	52	3 LAPS	1:11.710	9	1 LAP	1:10.182	88	3 LAPS	1:15.452	9	1 LAP	1:09.062	79	6 LAPS	1:21.170
3	1 LAP	1:13.140	3	1 LAP	1:11.618	12	3 LAPS	1:21.241	52	3 LAPS	1:11.983	2	1 LAP	1:07.553	69	6 LAPS	1:21.749
26	2 LAPS	1:17.827	2	1 LAP	1:07.062	88	3 LAPS	1:16.678	2	1 LAP	1:06.529	52	3 LAPS	1:13.993	2	1 LAP	1:06.158
79	5 LAPS	1:21.345	26	2 LAPS	1:18.233	52	3 LAPS	1:11.337	12	3 LAPS	1:26.854	88	3 LAPS	1:16.532	52	3 LAPS	1:12.394
2	1 LAP	1:06.601	79	5 LAPS	1:20.856	2	1 LAP	1:06.291	3	1 LAP	1:10.559	62	8 LAPS	1:30.057	88	3 LAPS	1:13.833
69	5 LAPS	1:22.774	69	5 LAPS	1:21.264	3	1 LAP	1:10.204	26	2 LAPS	1:18.204	3	1 LAP	1:10.488	3	1 LAP	1:10.396
62	7 LAPS	1:30.204				26	2 LAPS	1:18.755							12	4 LAPS	2:36.684
29	2 LAPS	1:13.768				79	5 LAPS	1:23.262							62	8 LAPS	1:28.756
38	5 LAPS	1:13.820				69	5 LAPS	1:20.821									

**Session Start: 17:53:47 - Finish: 18:54:38**

**Weather/Track Conditions: Cloudy / Dry**

**Circuit: Donington Park National**

**Track Length: 3.185 Km - 1.9791 miles**

# Donington Historic Festival - 30 Apr - 2 May 2016

## Pre 80 Endurance for sports racing GT & Touring Cars

### Race 11 - Lap Chart

Lap 37			Lap 38			Lap 39			Lap 40			Lap 41			Lap 42		
NO	Behind	Laptime	NO	Behind	Laptime	NO	Behind	Laptime	NO	Behind	Laptime	NO	Behind	Laptime	NO	Behind	Laptime
67		1:12.036	67		1:12.510	67		1:11.911	67		1:12.497	67		1:11.373	67		1:10.759
38	6 LAPS	1:12.594	9	1 LAP	1:09.799	9	1 LAP	1:09.800	12	5 LAPS	1:19.453	9	1 LAP	1:09.973	9	1 LAP	1:09.300
9	1 LAP	1:09.243	38	6 LAPS	1:12.803	2	1 LAP	1:06.576	9	1 LAP	1:09.886	12	5 LAPS	1:20.855	38	6 LAPS	1:12.094
2	1 LAP	1:07.460	2	1 LAP	1:06.212	38	6 LAPS	1:13.714	2	1 LAP	1:06.175	38	6 LAPS	1:12.686	12	5 LAPS	1:20.034
79	6 LAPS	1:20.467	26	4 LAPS	2:50.295	62	9 LAPS	1:30.441	38	6 LAPS	1:11.911	3	1 LAP	1:10.508	3	1 LAP	1:10.730
69	6 LAPS	1:21.912	79	6 LAPS	1:21.883	3	1 LAP	1:10.862	3	1 LAP	1:10.789	52	3 LAPS	1:13.313	52	3 LAPS	1:12.501
52	3 LAPS	1:12.480	3	1 LAP	1:10.380	52	3 LAPS	1:12.584	62	9 LAPS	1:29.438	26	4 LAPS	1:17.924	26	4 LAPS	1:19.340
3	1 LAP	1:10.467	52	3 LAPS	1:13.527	26	4 LAPS	1:19.085	52	3 LAPS	1:12.546	62	9 LAPS	1:29.889	88	3 LAPS	1:15.158
88	3 LAPS	1:14.808	69	6 LAPS	1:22.232	79	6 LAPS	1:23.245	26	4 LAPS	1:17.592	88	3 LAPS	1:15.256	2	1:00.608	1:06.715
12	4 LAPS	1:18.644	88	3 LAPS	1:15.020	88	3 LAPS	1:17.068	88	3 LAPS	1:16.194	79	6 LAPS	1:20.431	9	1:10.157	1:09.809
62	8 LAPS	1:28.792	12	4 LAPS	1:19.583	69	6 LAPS	1:22.605	79	6 LAPS	1:21.978	2	1:04.652	1:06.327			
									69	6 LAPS	1:20.766	69	6 LAPS	1:21.020			
									2	1:09.698	1:06.268						

**Session Start: 17:53:47 - Finish: 18:54:38**

**Weather/Track Conditions: Cloudy / Dry**

**Circuit: Donington Park National**

**Track Length: 3.185 Km - 1.9791 miles**

# Donington Historic Festival - 30 Apr - 2 May 2016

## Pre 80 Endurance for sports racing GT & Touring Cars

### Race 11 - Lap Chart

Lap 43			Lap 44			Lap 45			Lap 46			Lap 47			Lap 48		
NO	Behind	Laptime	NO	Behind	Laptime	NO	Behind	Laptime	NO	Behind	Laptime	NO	Behind	Laptime	NO	Behind	Laptime
67		1:10.817	67		1:09.386	67		1:09.852	67		1:09.372	67		1:09.466	67		1:09.178
62	10 LAPS	1:31.437	79	7 LAPS	1:22.360	88	4 LAPS	1:19.549	62	11 LAPS	1:31.994	12	6 LAPS	1:25.229	12	6 LAPS	1:23.244
79	7 LAPS	1:21.075	38	6 LAPS	1:13.380	<b>26</b>	5 LAPS	1:30.885	88	4 LAPS	1:17.203	88	4 LAPS	1:17.754	88	4 LAPS	1:17.708
69	7 LAPS	1:23.826	69	7 LAPS	1:22.652	38	6 LAPS	1:14.995	38	6 LAPS	1:12.164	62	11 LAPS	1:31.387	38	6 LAPS	1:13.474
38	6 LAPS	1:11.495	3	1 LAP	1:16.141	79	7 LAPS	1:22.470	79	7 LAPS	1:22.423	38	6 LAPS	1:11.880	2	41.262	1:06.122
12	5 LAPS	1:20.382	12	5 LAPS	1:22.493	<b>69</b>	7 LAPS	1:27.353	2	47.257	1:06.817	2	44.318	1:06.527	62	11 LAPS	1:31.712
3	1 LAP	1:12.806	52	3 LAPS	1:11.986	3	1 LAP	1:13.824	3	1 LAP	1:13.384	52	3 LAPS	1:12.777	52	3 LAPS	1:11.454
52	3 LAPS	1:11.484	62	10 LAPS	1:55.390	52	3 LAPS	1:11.400	52	3 LAPS	1:11.629	3	1 LAP	1:14.375	3	1 LAP	1:14.019
2	56.173	1:06.382	2	53.019	1:06.232	2	49.812	1:06.645	9	1:08.753	1:10.015	79	7 LAPS	1:23.806	9	1:08.200	1:09.105
26	4 LAPS	1:18.860	9	1:08.266	1:09.542	12	5 LAPS	1:25.887				9	1:08.273	1:08.986			
88	3 LAPS	1:17.324				9	1:08.110	1:09.696									
9	1:08.110	1:08.770															

Session Start: 17:53:47 - Finish: 18:54:38

Weather/Track Conditions: Cloudy / Dry

Circuit: Donington Park National

Track Length: 3.185 Km - 1.9791 miles

# Donington Historic Festival - 30 Apr - 2 May 2016

## Pre 80 Endurance for sports racing GT & Touring Cars

### Race 11 - Lap Chart

Lap 49			Lap 50			Lap 51		
NO	Behind	Laptime	NO	Behind	Laptime	NO	Behind	Laptime
67		1:08.923	67		1:08.886	67		1:14.805
79	8 LAPS	1:24.775	79	8 LAPS	1:22.623	62	12 LAPS	1:31.189
12	6 LAPS	1:24.880	2	35.416	1:05.762	79	8 LAPS	1:21.058
2	38.540	1:06.201	38	6 LAPS	1:12.228	2	26.814	1:06.203
38	6 LAPS	1:14.862	88	4 LAPS	1:15.249	38	6 LAPS	1:11.034
88	4 LAPS	1:17.626	12	6 LAPS	1:23.654	88	4 LAPS	1:16.235
52	3 LAPS	1:11.603	52	3 LAPS	1:11.521	52	3 LAPS	1:12.633
3	1 LAP	1:14.686	3	1 LAP	1:15.116	12	6 LAPS	1:21.673
62	11 LAPS	1:31.343	9	1:13.940	1:14.454	9	1:10.414	1:11.279
9	1:08.372	1:09.095				3	1 LAP	1:16.545

**Session Start: 17:53:47 - Finish: 18:54:38**  
**Weather/Track Conditions: Cloudy / Dry**  
**Circuit: Donington Park National**  
**Track Length: 3.185 Km - 1.9791 miles**

# Donington Historic Festival - 30 Apr - 2 May 2016

## HSCC Historic Formula 2 International Series

### Race 1 - Classification

Sheet No:

POS	NO	DRIVER/S	CLASS	CLASS POS	CAR MAKE / MODEL	TIME	LAPS	GAP	DIFF	MPH	BEST	ON
1	54	Andrew Smith	B	1	March 79B	25:38.236	21	-- 21 laps		97.26	1:08.087	20
2	13	Dean Forward	C	1	March 782	26:31.350	21	53.114	53.114	94.01	1:13.295	15
3	15	Michael Wrigley	B	2	March 79B	26:40.910	21	1:02.674	9.560	93.45	1:11.412	21
4	85	Chris Lillingstone-Price	C	2	Chevron B40	26:51.739	21	1:13.503	10.829	92.83	1:14.907	11
5	22	Alain Lagache	A	1	March 712M	25:54.070	20	-- 20 laps	18.508	91.69	1:13.494	12
6	3	Luciano Arnold	A	2	Brabham BT36	26:37.715	20	43.645	43.645	89.18	1:16.573	9
7	9	Frazer Gibney	C	3	March 782	26:54.670	20	1:00.600	16.955	88.25	1:17.079	9
8	30	Daniel Daly	C	4	Ralt RT1	25:40.002	19	-- 19 laps	4.667	87.90	1:14.669	14
9	64	James King	A	3	March 712	25:50.725	19	10.723	10.723	87.29	1:13.520	18
10	1	Robert Simac	A	4	March 712	25:52.971	19	12.969	2.246	87.17	1:15.768	13
11	39	Martin Bullock	A	5	Chevron B17C	25:59.195	19	19.193	6.224	86.82	1:15.791	18
12	18	Gwyn Pollard	B	3	Chevron B29	26:11.750	19	31.748	12.555	86.12	1:17.629	17
13	36	Jeremy Wheatley	C	5	Surtees TS15	24:07.958	18	-- 18 laps		88.56	1:10.487	16
14	17	Michael Bletsoe-Brown	C	6	Chevron B27	25:43.648	18	1:35.690	1:35.690	83.08	1:16.471	17
15	8	Klaus Bergs	A	6	Brabham BT36	26:17.367	17	-- 17 laps	1:51.206	76.78	1:23.773	17
16	122	Mark Dwyer	C	7	March 742	19:37.981	15	-- 15 laps		90.72	1:16.016	13
17	65	Jamie Brashaw	C	8	Chevron B25	10:37.595	8	-- 8 laps --	6.490	89.39	1:16.639	4
18	50	Paul Bason	A	7	March 712	11:57.318	8	1:19.723	1:19.723	79.45	1:21.343	8
19	10	Richard Ellingworth	C	9	March 782	6:45.585	5	-- 5 laps --		87.83	1:16.709	4
20	33	Matthew Wrigley	B	4	Ralt RT1	4:41.543	3	-- 3 laps --	29.707	75.91	1:27.026	3
21	32	Steve Seaman	C	10	Ralt RT1							

----- FASTEST LAP SUMMARY -----

NO	DRIVER/S	CLASS	CAR MAKE / MODEL	FASTEST LAP	ON	MPH
54	Andrew Smith	B	March 79B	1:08.087	20	104.64
36	Jeremy Wheatley	C	Surtees TS15	1:10.487	16	101.08
22	Alain Lagache	A	March 712M	1:13.494	12	96.94

CAR 23 - NON STARTER

*Session Start: 14:14:46 - Finish: 14:40:23*  
*Weather/Track Conditions: Bright / Damp*  
*Circuit: Donington Park National*  
*Track Length: 3.185 Km - 1.9791 miles*

These results are provisional until the conclusion of any judicial and technical matters.

Clerk of the Course:  <div style="text-align: right;">Julian Floyd</div>	Timekeeper:  <div style="text-align: right;">Nick Palmer</div>	Posted at:
--------------------------------------------------------------------------------	----------------------------------------------------------------------	------------



# Donington Historic Festival - 30 Apr - 2 May 2016

## HSCC Historic Formula 2 International Series

### Race 1 - Sector Analysis

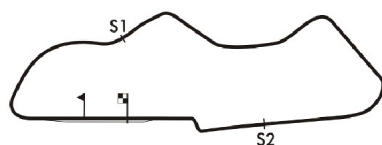
1 Robert Simac (A)									March 712										
lap	Sect-1	Speed	Sect-2	Speed	Sect-3	Speed	TopSpeed	laptime	pit	lap	Sect-1	Speed	Sect-2	Speed	Sect-3	Speed	Topspeed	laptime	pit
1			51.813	112.4	15.937	111.3		1:50.032		11	21.933	102.3	41.195	128.3	13.429	119.4		1:16.557	
2	26.283	74.6	51.844	116.1	16.633	111.5		1:34.760		12	21.894	98.6	40.854	128.7	13.637	117.7		1:16.385	
3	25.658	75.7	47.251	126.3	16.135	111.1		1:29.044		13	21.704	108.6	40.923	127.8	13.141	119.6		1:15.768	
4	24.391	76.8	45.141	128.3	15.617	113.5		1:25.149		14	21.511	105.1	41.654	129.5	13.340	117.7		1:16.505	
5	23.628	79.3	45.143	126.8	14.107	115.1		1:22.878		15	21.492	112.6	41.667	129.2	13.558	118.1		1:16.717	
6	23.310	87.0	45.151	129.7	13.829	117.7		1:22.290		16	21.853	112.8	41.685	130.5	14.012	116.7		1:17.550	
7	22.776	89.2	44.446	129.2	14.564	114.9		1:21.786		17	21.920	109.5	40.961	130.0	13.545	118.3		1:16.426	
8	22.488	92.0	42.259	131.0	13.923	115.9		1:18.670		18	22.471	104.6	41.130	126.3	13.186	119.6		1:16.787	
9	22.510	94.3	44.584	131.3	14.183	116.7		1:21.277		19	22.148	86.1	42.102	129.5	13.487	117.1		1:17.737	
10	21.941	101.0	41.326	126.6	13.386	119.0		1:16.653		20									

3 Luciano Arnold (A)									Brabham BT36										
lap	Sect-1	Speed	Sect-2	Speed	Sect-3	Speed	TopSpeed	laptime	pit	lap	Sect-1	Speed	Sect-2	Speed	Sect-3	Speed	Topspeed	laptime	pit
1		72.1	47.976	122.9	15.544	108.4		1:35.228		11	21.685	106.4	41.921	124.2	14.573	109.3		1:18.179	
2	24.419	90.5	45.865	123.3	15.493	107.7		1:25.777		12	21.760	110.4	43.856	122.0	14.166	110.7		1:19.782	
3	23.367	95.6	44.259	122.9	14.866	109.3		1:22.492		13	21.815	110.9	41.602	123.1	13.977	112.0		1:17.394	
4	22.308	109.5	43.783	120.5	14.153	109.1		1:20.244		14	22.015	109.9	42.351	122.9	14.180	110.6		1:18.546	
5	21.969	110.9	42.642	123.1	14.178	110.0		1:18.789		15	21.965	107.9	41.380	124.0	13.795	112.0		1:17.140	
6	21.866	111.3	42.028	124.2	14.099	110.9		1:17.993		16	22.076	111.8	42.537	122.9	14.428	109.0		1:19.041	
7	21.608	114.7	41.572	124.9	14.304	111.3		1:17.484		17	22.526	105.6	42.465	122.4	14.299	112.8		1:19.290	
8	21.356	113.5	43.467	125.6	13.729	112.6		1:18.552		18	22.214	104.6	42.208	123.3	13.982	111.7		1:18.404	
9	21.343	117.4	41.312	126.3	13.918	110.2		1:16.573		19	22.161	105.6	44.063	121.8	14.330	110.0		1:20.554	
10	21.554	113.1	41.388	123.5	13.950	113.5		1:16.892		20	22.112	105.6	43.247	122.6	14.002	111.5		1:19.361	

8 Klaus Bergs (A)									Brabham BT36										
lap	Sect-1	Speed	Sect-2	Speed	Sect-3	Speed	TopSpeed	laptime	pit	lap	Sect-1	Speed	Sect-2	Speed	Sect-3	Speed	Topspeed	laptime	pit
1		67.1	54.186	113.4	17.163	103.6		1:49.031		10	25.997	81.9	48.302	112.2	15.971	107.0		1:30.270	
2	28.491	74.2	53.584	111.8	17.387	102.8		1:39.462		11	25.330	88.7	47.698	114.5	16.031	106.9		1:29.059	
3	27.895	75.2	52.865	110.9	17.481	102.3		1:38.241		12	25.247	83.5	46.850	117.7	15.567	107.4		1:27.664	
4	28.622	73.1	52.925	113.4	17.576	98.0		1:39.123		13	24.906	90.7	46.623	116.7	15.877	108.3		1:27.406	
5	27.153	75.1	54.759	113.9	16.339	104.7		1:38.251		14	24.743	88.5	45.474	119.8	15.420	108.8		1:25.637	
6	27.430	74.8	51.825	113.2	17.079	103.0		1:36.334		15	23.611	95.6	47.058	120.2	15.164	109.0		1:25.833	
7	27.979	74.1	52.338	113.4	16.819	104.7		1:37.136		16	24.020	95.2	45.175	117.9	15.615	108.6		1:24.810	
8	26.926	79.1	51.119	113.0	16.346	106.0		1:34.391		17	24.233	97.1	44.542	119.4	14.998	107.7		1:23.773	
9	26.002	81.4	48.576	115.7	16.368	106.9		1:30.946		18									

9 Frazer Gibney (C)									March 782										
lap	Sect-1	Speed	Sect-2	Speed	Sect-3	Speed	TopSpeed	laptime	pit	lap	Sect-1	Speed	Sect-2	Speed	Sect-3	Speed	Topspeed	laptime	pit
1		76.5	45.683	124.0	15.509	114.7		1:32.241		11	22.041	114.7	41.598	123.1	13.714	112.0		1:17.353	
2	22.787	101.5	42.654	124.7	14.887	109.3		1:20.328		12	22.507	105.4	41.493	129.2	14.272	114.5		1:18.272	
3	22.266	106.4	42.103	128.0	29.869	103.0		1:34.238		13	22.723	110.9	41.835	121.3	14.423	108.1		1:18.981	
4	23.822	104.1	43.186	119.0	15.133	108.6		1:22.141		14	22.574	110.6	41.858	118.8	14.212	108.1		1:18.644	
5	22.275	113.3	41.823	122.6	14.495	113.9		1:18.593		15	22.651	113.9	42.204	118.8	14.281	106.5		1:19.136	
6	22.141	116.2	41.625	124.9	14.388	111.5		1:18.154		16	22.775	109.5	43.703	109.8	15.145	104.6		1:21.623	
7	22.937	100.9	42.354	123.5	13.890	116.5		1:19.181		17	23.607	107.9	43.388	109.1	14.879	106.0		1:21.874	
8	22.408	97.6	41.277	127.8	13.876	113.9		1:17.561		18	23.963	102.3	42.295	121.3	14.343	109.5		1:20.601	
9	22.164	107.1	41.404	127.8	13.511	115.3		1:17.079		19	22.949	109.3	43.214	114.9	14.943	104.1		1:21.106	
10	23.343	104.8	40.882	124.7	14.004	110.6		1:18.229		20	23.320	112.0	41.665	119.8	14.350	106.9		1:19.335	

10 Richard Ellingworth (C)									March 782										
lap	Sect-1	Speed	Sect-2	Speed	Sect-3	Speed	TopSpeed	laptime	pit	lap	Sect-1	Speed	Sect-2	Speed	Sect-3	Speed	Topspeed	laptime	pit
1		86.2	46.171	123.5	14.812	110.9		1:31.101		4	21.975	112.2	40.983	125.4	13.751	112.8		1:16.709	
2	22.739	102.6	43.451	125.4	14.765	112.2		1:20.955		5	22.011	110.9	40.911	126.1	14.118	113.4		1:17.040	
3	22.432	107.4	42.442	125.2	14.906	114.3		1:19.780		6									



**Session Start: 14:14:46 - Finish: 14:40:23**  
**Weather/Track Conditions: Bright / Damp**  
**Circuit: Donington Park National**  
**Track Length: 3.185 Km - 1.9791 miles**



# Donington Historic Festival - 30 Apr - 2 May 2016

## HSCC Historic Formula 2 International Series

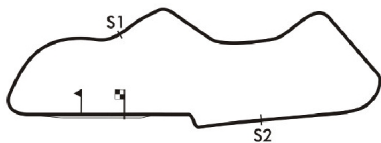
### Race 1 - Sector Analysis

13 Dean Forward (C)									March 782								
lap	Sect-1	Speed	Sect-2	Speed	Sect-3	Speed	TopSpeed	laptime pit	lap	Sect-1	Speed	Sect-2	Speed	Sect-3	Speed	Topspeed	laptime pit
1		97.7	43.555	131.5	14.069	119.4		1:24.663	12	21.705	102.6	40.111	131.0	13.065	122.2		1:14.881
2	22.623	102.3	43.350	133.3	13.827	119.4		1:19.800	13	21.027	118.1	38.896	131.5	13.782	118.1		1:13.705
3	22.005	110.4	41.523	133.1	13.914	115.9		1:17.442	14	20.964	111.3	39.587	131.5	13.076	122.0		1:13.627
4	21.628	107.6	41.251	132.0	13.749	117.3		1:16.628	15	20.845	113.9	39.339	131.3	13.111	121.3		1:13.295
5	21.788	116.6	40.975	133.6	13.229	120.7		1:15.992	16	21.288	107.6	39.677	132.0	13.201	119.2		1:14.166
6	21.117	116.4	41.187	132.5	13.341	122.0		1:15.645	17	21.047	109.0	39.950	132.0	13.559	106.2		1:14.556
7	21.236	106.4	43.101	132.5	13.252	120.5		1:17.589	18	20.799	114.3	40.740	130.2	13.330	118.5		1:14.869
8	20.954	111.1	40.955	134.1	13.607	119.8		1:15.516	19	21.307	107.1	40.140	132.5	12.963			1:14.410
9	21.258	101.8	40.240	131.8	13.426	120.5		1:14.924	20	20.847	114.3	40.424	131.0	13.636			1:14.907
10	21.168	110.8	40.105	132.3	13.207	120.5		1:14.480	21	21.490	110.9	40.595	131.5	13.420			1:15.505
11	21.282	108.5	40.281	131.8	13.187	122.2		1:14.750	22								

15 Michael Wrigley (B)									March 79B								
lap	Sect-1	Speed	Sect-2	Speed	Sect-3	Speed	TopSpeed	laptime pit	lap	Sect-1	Speed	Sect-2	Speed	Sect-3	Speed	Topspeed	laptime pit
1		84.3	46.820	112.6	15.923	106.9		1:32.367	12	20.670	116.4	38.881	128.3	13.682	114.7		1:13.233
2	24.095	97.1	44.529	123.5	15.296	105.9		1:23.920	13	20.593	118.7	38.293	128.3	13.128	117.3		1:12.014
3	23.998	96.0	43.489	127.0	14.888	111.7		1:22.375	14	21.713	118.5	38.702	126.3	12.979	117.7		1:13.394
4	22.753	107.4	43.450	124.5	14.580	112.4		1:20.783	15	20.430	125.7	38.896	127.8	13.194	115.3		1:12.520
5	22.510	106.4	42.239	126.8	14.397	112.4		1:19.146	16	20.324	114.3	38.771	128.0	12.810	118.5		1:11.905
6	21.896	104.1	43.716	123.8	14.122	114.9		1:19.734	17	20.239	120.4	38.864	125.9	13.191	118.5		1:12.294
7	21.751	109.2	41.356	126.8	13.753	113.9		1:16.860	18	20.502	126.4	39.041	128.3	12.788	117.5		1:12.331
8	21.687	100.3	42.951	127.8	13.369	115.5		1:18.007	19	20.256	128.1	38.563	127.0	13.031	116.7		1:11.850
9	21.350	105.1	41.382	128.7	13.314	115.9		1:16.046	20	20.182	123.0	38.580	127.0	13.242	114.5		1:12.004
10	21.471	110.2	40.257	124.9	13.368	117.1		1:15.096	21	20.463	129.3	38.031	127.3	12.918	116.3		1:11.412
11	20.876	111.7	39.569	124.7	13.174	115.9		1:13.619	22								

17 Michael Bletsoe-Brown (C)									Chevron B27								
lap	Sect-1	Speed	Sect-2	Speed	Sect-3	Speed	TopSpeed	laptime pit	lap	Sect-1	Speed	Sect-2	Speed	Sect-3	Speed	Topspeed	laptime pit
1		71.7	54.114	118.3	17.891	102.5		1:47.720	10	22.816	90.9	43.960	126.3	15.043	108.3		1:21.819
2	27.152	83.1	52.111	120.5	16.619	104.9		1:35.882	11	22.508	92.9	43.555	125.9	14.892	111.5		1:20.955
3	24.955	80.8	48.640	123.5	16.941	105.2		1:30.536	12	22.017	91.8	43.010	127.5	14.612	113.2		1:19.639
4	24.820	85.0	46.683	125.2	15.638	108.3		1:27.141	13	21.805	96.6	42.780	126.8	14.738	112.6		1:19.323
5	23.653	87.7	1:02.722	124.5	15.649	108.6		1:42.024	14	23.393	92.0	44.021	128.0	14.707	111.3		1:22.121
6	23.845	78.5	49.252	124.2	15.481	107.6		1:28.578	15	23.456	97.7	41.489	128.0	14.247	114.7		1:19.192
7	24.212	79.8	48.180	123.8	15.619	102.2		1:28.011	16	21.621	108.1	41.141	128.7	13.952	115.1		1:16.714
8	23.675	86.2	46.176	125.9	15.229	105.5		1:25.080	17	21.623	106.1	40.771	127.3	14.077	113.7		1:16.471
9	25.089	80.1	44.449	125.6	15.417	108.4		1:24.955	18	21.265	107.3	42.005	127.5	14.217	110.9		1:17.487

18 Gwyn Pollard (B)									Chevron B29								
lap	Sect-1	Speed	Sect-2	Speed	Sect-3	Speed	TopSpeed	laptime pit	lap	Sect-1	Speed	Sect-2	Speed	Sect-3	Speed	Topspeed	laptime pit
1		62.8	51.623	117.1	15.454	105.9		1:43.592	11	22.591	106.6	43.003	117.9	14.278	107.2		1:19.872
2	24.621	86.1	47.778	116.7	15.220	105.0		1:27.619	12	22.925	103.8	41.908	119.0	14.360	105.5		1:19.193
3	24.355	90.2	45.217	116.7	15.147	103.9		1:24.719	13	23.002	102.3	43.022	119.8	14.993	106.4		1:21.017
4	24.960	93.4	44.600	116.9	15.074	105.2		1:24.634	14	23.267	100.7	42.692	113.0	14.423	106.7		1:20.382
5	23.801	99.3	43.567	116.7	15.020	104.7		1:22.388	15	24.014	83.1	42.902	120.7	13.830	109.5		1:20.746
6	23.399	96.0	44.538	105.9	14.753	105.7		1:22.690	16	22.394	104.1	42.166	119.4	13.959	108.4		1:18.519
7	23.557	92.8	44.091	117.9	15.592	105.0		1:23.240	17	22.274	111.8	41.188	119.6	14.167	106.7		1:17.629
8	23.485	96.6	46.017	112.8	14.559	106.4		1:24.061	18	22.473	104.5	42.075	121.5	14.620	109.0		1:19.168
9	23.209	95.4	43.850	117.5	14.862	99.2		1:21.921	19	22.601	102.6	42.082	119.2	14.295	104.7		1:18.978
10	23.417	101.2	43.637	118.3	14.328	107.0		1:21.382	20								



Session Start: 14:14:46 - Finish: 14:40:23

Weather/Track Conditions: Bright / Damp

Circuit: Donington Park National

Track Length: 3.185 Km - 1.9791 miles

# Donington Historic Festival - 30 Apr - 2 May 2016

## HSCC Historic Formula 2 International Series

### Race 1 - Sector Analysis

22 Alain Lagache (A)									March 712M								
lap	Sect-1	Speed	Sect-2	Speed	Sect-3	Speed	TopSpeed	laptime pit	lap	Sect-1	Speed	Sect-2	Speed	Sect-3	Speed	Topspeed	laptime pit
1		76.9	47.058	122.9	15.291	107.9		1:33.760	11	21.065	122.5	39.881	125.6	13.758	112.8		1:14.704
2	23.892	94.7	45.955	121.8	14.757	109.0		1:24.604	12	21.103	121.4	39.417	124.2	12.974	114.1		1:13.494
3	23.263	102.9	45.132	123.3	13.914	111.7		1:22.309	13	20.916	119.1	39.234	126.3	14.112	115.3		1:14.262
4	22.376	107.6	43.381	123.8	13.963	112.2		1:19.720	14	21.169	119.9	40.272	125.9	13.607	113.7		1:15.048
5	22.137	109.2	43.070	123.3	13.961	113.0		1:19.168	15	21.099	113.3	39.920	126.8	13.963	112.6		1:14.982
6	21.823	113.3	43.566	123.8	13.774	115.9		1:19.163	16	21.133	123.0	39.637	125.4	13.336	112.6		1:14.106
7	21.865	110.6	41.508	126.8	14.814	110.0		1:18.187	17	20.877	122.1	40.094	125.9	13.216	113.4		1:14.187
8	21.432	115.1	43.488	125.2	13.339	113.2		1:18.259	18	21.917	113.7	42.952	123.8	13.133	113.0		1:18.002
9	21.382	113.1	41.281	124.9	13.531	112.2		1:16.194	19	21.382	121.9	39.682	123.5	13.063	112.8		1:14.127
10	21.190	120.8	40.367	125.2	13.223	112.8		1:14.780	20	21.379	117.0	40.357	120.0	13.278	105.2		1:15.014

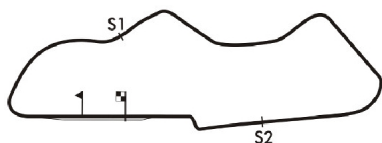
30 Daniel Daly (C)									Ralt RT1								
lap	Sect-1	Speed	Sect-2	Speed	Sect-3	Speed	TopSpeed	laptime pit	lap	Sect-1	Speed	Sect-2	Speed	Sect-3	Speed	Topspeed	laptime pit
1		69.7	48.452	120.0	14.850	106.2		1:35.815	11	24.608	78.5	42.705	128.5	14.998	112.2		1:22.311
2	22.948	90.8	43.577	128.5	14.382			1:20.907	12	22.670	102.3	41.266	129.7	14.261	113.7		1:18.197
3	22.879	102.0	42.518	129.7	13.747			1:19.144	13	21.720	102.9	40.912	128.5	13.911	118.8		1:16.543
4	22.070	109.7	41.629	128.0	13.781			1:17.480	14	21.528	109.2	39.602	129.5	13.539	118.1		1:14.669
5	21.308	107.4	41.461	129.0	14.033			1:16.802	15	21.253	106.8	41.883	128.3	14.217	109.7		1:17.353
6	21.792	103.5	43.488	126.8	14.279			1:19.559	16	22.622	108.8	40.338	129.0	13.992	116.5		1:16.952
7	21.708	103.7	43.863	128.0	13.835			1:19.406	17	21.380	118.9	41.188	125.9	13.958	116.3		1:16.526
8	22.886	94.6	43.360	125.2	14.185			1:20.431	18	21.291	109.5	40.776	126.3	13.668			1:15.735
9	24.501	92.8	44.157	125.6	14.875	86.2		1:23.533	19	21.605	110.6	41.147	116.3	14.126			1:16.878
10	48.209	66.2	48.334	113.9	15.218	111.1		1:51.761	20								

32 Steve Seaman (C)									Ralt RT1								
lap	Sect-1	Speed	Sect-2	Speed	Sect-3	Speed	TopSpeed	laptime pit	lap	Sect-1	Speed	Sect-2	Speed	Sect-3	Speed	Topspeed	laptime pit
1									11								
2									12								
3									13								
4									14								
5									15								
6									16								
7									17								
8									18								
9									19								
10									20								

33 Matthew Wrigley (B)									Ralt RT1								
lap	Sect-1	Speed	Sect-2	Speed	Sect-3	Speed	TopSpeed	laptime pit	lap	Sect-1	Speed	Sect-2	Speed	Sect-3	Speed	Topspeed	laptime pit
1		73.3	50.761	96.2	17.452	99.6		1:42.042	3	24.502	86.4	47.021	115.1	15.503	104.2		1:27.026
2	26.672	79.8	49.825	110.7	15.978	102.8		1:32.475	4								

36 Jeremy Wheatley (C)									Surtees TS15								
lap	Sect-1	Speed	Sect-2	Speed	Sect-3	Speed	TopSpeed	laptime pit	lap	Sect-1	Speed	Sect-2	Speed	Sect-3	Speed	Topspeed	laptime pit
1		71.7	48.365	118.3	15.573	106.0		1:35.925	10	22.265	109.5	39.569	129.7	12.854	121.1		1:14.688
2	25.293	88.4	46.346	124.2	15.598	105.2		1:27.237	11	20.803	112.0	38.634	131.0	13.380	117.9		1:12.817
3	24.315	91.5	45.021	124.2	15.391	106.9		1:24.727	12	21.262	106.8	38.836	130.2	12.649	121.1		1:12.747
4	23.583	98.0	43.825	127.0	14.419	114.3		1:21.827	13	20.703	118.1	37.637	130.5	12.496	121.3		1:10.836
5	23.067	109.5	42.352	129.5	13.816	117.5		1:19.235	14	20.537	110.2	38.814	132.3	12.966	121.5		1:12.317
6	22.436	109.5	41.630	129.5	13.568	116.7		1:17.634	15	20.466	115.7	38.627	131.5	12.919	119.4		1:12.012
7	22.705	97.7	42.081	129.7	13.811	119.0		1:18.597	16	20.580	124.3	37.134	131.0	12.773	121.1		1:10.487
8	23.363	96.9	41.810	130.0	13.248	119.0		1:18.421	17	21.034	111.8	1:09.996	120.5	25.072	110.7		1:56.102
9	21.921	94.3	40.916	131.3	13.138	117.9		1:15.975	18	22.409	102.3	40.080	125.6				1:26.374

39 Martin Bullock (A)									Chevron B17C								
lap	Sect-1	Speed	Sect-2	Speed	Sect-3	Speed	TopSpeed	laptime pit	lap	Sect-1	Speed	Sect-2	Speed	Sect-3	Speed	Topspeed	laptime pit
1		75.6	49.862	116.5	16.629	108.3		1:41.005	11	22.347	101.6	41.992	125.9	14.054	111.7		1:18.393
2	26.688	80.6	48.695	115.1	15.970	110.0		1:31.353	12	21.614	108.5	41.416	126.8	14.331	111.1		1:17.361
3	25.219	82.6	47.067	122.6	15.936	108.6		1:28.222	13	23.068	103.7	40.978	127.8	14.278	111.3		1:18.324
4	24.660	86.8	46.724	123.3	15.552	107.9		1:26.936	14	21.639	102.3	41.438	128.5	14.485	113.7		1:17.562
5	24.208	90.9	45.547	121.8	15.737	109.0		1:25.492	15	22.458	95.9	40.802	128.5	13.499	115.5		1:16.759
6	23.574	91.5	45.112	125.6	15.349	108.8		1:24.035	16	21.400	108.8	41.091	126.6	13.854	108.6		1:16.345
7	23.262	95.6	45.851	125.2	15.020	108.3		1:24.133	17	21.514	108.8	40.671	128.3	13.845	114.1		1:16.030
8	23.020	95.9	44.722	124.0	14.666	108.6		1:22.408	18	21.474	112.2	40.660	126.6	13.657	112.4		1:15.791
9	23.005	95.8	44.610	126.3	14.549	110.4		1:22.164	19	21.559	107.1	40.576	127.0	13.704	110.0		1:15.839
10	22.926	96.9	43.744	124.0	14.373	108.6		1:21.043	20								



Session Start: 14:14:46 - Finish: 14:40:23

Weather/Track Conditions: Bright / Damp

Circuit: Donington Park National

Track Length: 3.185 Km - 1.9791 miles

# Donington Historic Festival - 30 Apr - 2 May 2016

## HSCC Historic Formula 2 International Series

### Race 1 - Sector Analysis

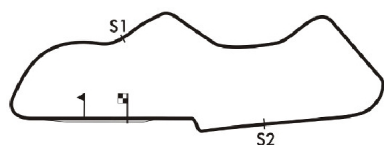
50 Paul Bason (A)									March 712										
lap	Sect-1	Speed	Sect-2	Speed	Sect-3	Speed	TopSpeed	laptime	pit	lap	Sect-1	Speed	Sect-2	Speed	Sect-3	Speed	Topspeed	laptime	pit
1		68.0	52.676	112.0	16.960	106.2		1:45.724		5	25.616	83.3	46.256	119.8	14.869	109.7		1:26.741	
2	26.752	80.8	50.199	118.3	16.709	106.9		1:33.660		6	24.541	91.9	45.978	122.9	15.087	108.8		1:25.606	
3	26.187	80.9	48.755	116.9	15.882	105.9		1:30.824		7	24.374	92.9	44.772	120.9	15.898	<u>110.9</u>		1:25.044	
4	25.874	84.6	46.979	119.2	15.523	107.4		1:28.376		8	23.161	<u>103.3</u>	43.633	<u>123.5</u>	14.549	105.9		1:21.343	

54 Andrew Smith (B)									March 79B										
lap	Sect-1	Speed	Sect-2	Speed	Sect-3	Speed	TopSpeed	laptime	pit	lap	Sect-1	Speed	Sect-2	Speed	Sect-3	Speed	Topspeed	laptime	pit
1		102.6	42.442	128.3	14.499	112.4		1:23.378		12	20.327	105.1	37.434	130.0	12.581	120.2		1:10.342	
2	23.155	108.5	42.112	128.7	14.216	114.7		1:19.483		13	20.172	122.5	36.606	131.5	13.720	113.5		1:10.498	
3	22.138	113.0	40.784	130.0	13.723	114.5		1:16.645		14	21.582	120.1	37.179	129.7	13.051	117.1		1:11.812	
4	21.841	111.5	40.437	130.0	13.633	115.9		1:15.911		15	20.072	125.5	36.757	129.5	12.453	<u>120.7</u>		1:09.282	
5	21.568	111.1	41.257	130.0	13.881	112.8		1:16.706		16	20.007	124.8	36.263	130.7	12.323	119.2		1:08.593	
6	21.315	116.2	39.499	130.7	13.419	116.3		1:14.233		17	<u>19.874</u>	125.5	37.623	130.7	12.384	120.2		1:09.881	
7	21.761	115.3	40.079	130.5	13.209	117.7		1:15.049		18	20.911	117.2	39.811	129.5	13.229	119.6		1:13.951	
8	20.970	109.7	42.112	130.2	13.147	117.3		1:16.229		19	20.187	121.4	39.907	<u>131.8</u>	12.366	119.8		1:12.460	
9	20.693	117.0	39.084	130.7	12.999	118.1		1:12.776		20	20.127	<u>128.5</u>	<u>35.809</u>	<u>131.5</u>	<u>12.151</u>	120.2		<u>1:08.087</u>	
10	20.403	120.4	37.835	<u>131.8</u>	12.785	119.2		1:11.023		21	20.041	109.2	38.140	130.7	12.452	119.2		1:10.633	
11	20.754	110.0	37.857	130.7	12.653	119.2		1:11.264		22									

64 James King (A)									March 712										
lap	Sect-1	Speed	Sect-2	Speed	Sect-3	Speed	TopSpeed	laptime	pit	lap	Sect-1	Speed	Sect-2	Speed	Sect-3	Speed	Topspeed	laptime	pit
1		69.7	53.575	119.2	17.691	106.2		1:47.601		11	22.303	99.0	41.165	125.6	14.358	114.7		1:17.826	
2	26.153	88.0	54.161	118.5	16.396	105.0		1:36.710		12	21.552	110.9	40.886	126.1	14.006	114.1		1:16.444	
3	26.740	77.0	48.249	122.2	15.823	109.8		1:30.812		13	21.317	113.5	39.881	127.8	13.451	115.1		1:14.649	
4	24.718	85.4	46.309	124.7	15.294	110.2		1:26.321		14	21.599	110.9	39.699	127.8	13.660	114.5		1:14.958	
5	24.027	88.9	45.360	124.5	15.092	111.3		1:24.479		15	21.476	111.1	<u>39.396</u>	127.8	13.242	115.9		1:14.114	
6	24.327	90.3	45.700	123.3	15.482	110.0		1:25.509		16	21.397	110.8	39.716	127.3	13.400	115.9		1:14.513	
7	24.760	85.9	43.868	125.6	14.899	112.6		1:23.527		17	21.570	105.3	41.125	<u>128.3</u>	<u>13.141</u>	116.5		1:15.836	
8	22.893	98.7	43.328	126.6	14.562	113.2		1:20.783		18	<u>20.967</u>	<u>114.3</u>	39.409	<u>128.3</u>	13.144			<u>1:13.520</u>	
9	22.640	95.1	41.932	127.3	14.073	114.3		1:18.645		19	21.376	95.4	40.469	127.8	13.153	<u>116.7</u>		1:14.998	
10	23.273	88.7	42.176	125.9	14.031	113.4		1:19.480		20									

65 Jamie Brashaw (C)									Chevron B25										
lap	Sect-1	Speed	Sect-2	Speed	Sect-3	Speed	TopSpeed	laptime	pit	lap	Sect-1	Speed	Sect-2	Speed	Sect-3	Speed	Topspeed	laptime	pit
1		91.3	44.462	130.0	14.386	111.5		1:26.903		5	21.955	<u>114.1</u>	41.542	130.7	<u>13.609</u>	<u>116.3</u>		1:17.106	
2	22.501	104.1	42.515	131.3	14.184	114.1		1:19.200		6	<u>21.531</u>	111.5	41.585	131.3	14.004	110.4		1:17.120	
3	21.947	106.6	41.349	130.7	13.773	112.8		1:17.069		7	21.707	109.9	41.727	<u>133.1</u>	14.533	111.7		1:17.967	
4	21.690	109.7	<u>40.970</u>	131.3	13.979	113.0		<u>1:16.639</u>		8	22.379	102.3	41.593	128.5				1:25.591	

85 Chris Lillingstone-Price (C)									Chevron B40										
lap	Sect-1	Speed	Sect-2	Speed	Sect-3	Speed	TopSpeed	laptime	pit	lap	Sect-1	Speed	Sect-2	Speed	Sect-3	Speed	Topspeed	laptime	pit
1		96.0	44.468	128.5	14.535	115.7		1:26.608		12	21.108	117.2	<u>40.174</u>	130.2	13.666	117.7		1:14.948	
2	22.421	109.5	42.773	130.5	14.557	115.7		1:19.751		13	21.189	117.7	40.588	129.2	13.490	118.3		1:15.267	
3	22.252	108.1	41.900	129.5	13.735	117.7		1:17.887		14	21.444	113.7	41.152	126.8	13.743	118.5		1:16.339	
4	21.399	116.0	41.381	130.7	13.906	115.7		1:16.686		15	21.643	107.3	41.210	129.0	13.517	118.3		1:16.370	
5	21.366	115.5	42.005	131.0	13.426	118.1		1:16.797		16	21.442	110.8	41.168	129.5	13.625	<u>119.0</u>		1:16.235	
6	21.228	114.5	41.578	<u>131.8</u>	13.633	116.7		1:16.439		17	21.362	118.7	40.788	129.0	13.634	117.5		1:15.784	
7	21.149	115.3	40.679	128.3	13.945	115.5		1:15.773		18	21.289	<u>121.4</u>	40.917	130.2	13.568	118.3		1:15.774	
8	<u>20.976</u>	114.1	40.745	131.5	13.789	115.9		1:15.510		19	21.138	120.1	41.014	130.2	13.540			1:15.692	
9	21.467	107.9	41.278	130.7	14.629	114.1		1:17.374		20	21.383	108.8	41.370	128.7	13.729			1:16.482	
10	21.082	113.3	40.230	131.3	13.627	116.5		1:14.939		21	21.813	114.7	40.761	130.0	13.603	116.7		1:16.177	
11	21.103	112.0	40.430	129.7	<u>13.374</u>	118.3		<u>1:14.907</u>		22									



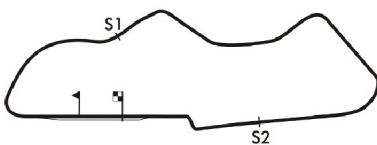
**Session Start: 14:14:46 - Finish: 14:40:23**  
**Weather/Track Conditions: Bright / Damp**  
**Circuit: Donington Park National**  
**Track Length: 3.185 Km - 1.9791 miles**

# Donington Historic Festival - 30 Apr - 2 May 2016

## HSCC Historic Formula 2 International Series

### Race 1 - Sector Analysis

122 Mark Dwyer (C)									March 742								
lap	Sect-1	Speed	Sect-2	Speed	Sect-3	Speed	TopSpeed	laptime pit	lap	Sect-1	Speed	Sect-2	Speed	Sect-3	Speed	Topspeed	laptime pit
1		99.0	43.265	126.1	14.208	<u>112.6</u>		1:25.872	9	21.407	117.4	40.940	124.9	14.264	109.8		1:16.611
2	21.701	111.8	42.124	126.3	14.219	112.2		1:18.044	10	21.647	116.6	43.358	125.2	14.198	111.3		1:19.203
3	21.760	115.5	41.055	126.3	14.923	111.1		1:17.738	11	21.965	100.6	41.302	124.2	13.939	111.1		1:17.206
4	22.319	109.0	41.021	127.8	14.566	111.5		1:17.906	12	21.108	116.8	41.096	125.2	13.933	111.3		1:16.137
5	21.459	<u>118.1</u>	41.262	124.7	13.939	112.4		1:16.660	13	21.334	116.0	40.836	124.9	13.846	111.7		1:16.016
6	21.433	117.0	41.637	125.4	14.620	109.0		1:17.690	14	22.418	106.3	40.365	124.7	13.784	111.1		1:16.567
7	22.240	107.8	41.561	<u>129.7</u>	15.633	103.4		1:19.434	15	21.680	113.1	42.026	123.3				1:25.136
8	22.272	103.3	41.136	125.9	14.353	110.7		1:17.761	16								



Session Start: 14:14:46 - Finish: 14:40:23

Weather/Track Conditions: Bright / Damp

Circuit: Donington Park National

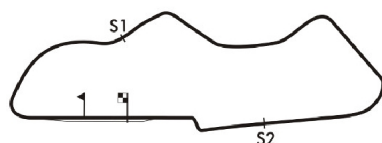
Track Length: 3.185 Km - 1.9791 miles

# Donington Historic Festival - 30 Apr - 2 May 2016

## HSCC Historic Formula 2 International Series

### Race 1 - Best Sector Times

POS	NO	DRIVER/S	Sector 1			Sector 2			Sector 3			IDEAL LAP	BEST LAP	On
			TIME	LAP	POS	TIME	LAP	POS	TIME	LAP	POS			
1	54	Andrew Smith	19.874	17	1	35.809	20	1	12.151	20	1	1:07.834	<b>1:08.087</b>	<b>20</b>
2	13	Dean Forward	20.799	18	4	38.896	13	4	12.963	19	4	1:12.658	<b>1:13.295</b>	<b>15</b>
3	15	Michael Wrigley	20.182	20	2	38.031	21	3	12.788	18	3	1:11.001	<b>1:11.412</b>	<b>21</b>
4	85	Chris Lillingstone-Price	20.976	8	7	40.174	12	8	13.374	11	8	1:14.524	<b>1:14.907</b>	<b>11</b>
5	22	Alain Lagache	20.877	17	5	39.234	13	5	12.974	12	5	1:13.085	<b>1:13.494</b>	<b>12</b>
6	3	Luciano Arnold	21.343	9	11	41.312	9	17	13.729	8	13	1:16.384	<b>1:16.573</b>	<b>9</b>
7	9	Frazer Gibney	22.041	11	16	40.882	10	13	13.511	9	10	1:16.434	<b>1:17.079</b>	<b>9</b>
8	30	Daniel Daly	21.253	15	9	39.602	14	7	13.539	14	11	1:14.394	<b>1:14.669</b>	<b>14</b>
9	64	James King	20.967	18	6	39.396	15	6	13.141	17	6	1:13.504	<b>1:13.520</b>	<b>18</b>
10	1	Robert Simac	21.492	15	14	40.854	12	12	13.141	13	7	1:15.487	<b>1:15.768</b>	<b>13</b>
11	39	Martin Bullock	21.400	16	12	40.576	19	10	13.499	15	9	1:15.475	<b>1:15.791</b>	<b>18</b>
12	18	Gwyn Pollard	22.274	17	17	41.188	17	16	13.830	15	16	1:17.292	<b>1:17.629</b>	<b>17</b>
13	36	Jeremy Wheatley	20.466	15	3	37.134	16	2	12.496	13	2	1:10.096	<b>1:10.487</b>	<b>16</b>
14	17	Michael Bletsoe-Brown	21.265	18	10	40.771	17	11	13.952	16	17	1:15.988	<b>1:16.471</b>	<b>17</b>
15	8	Klaus Bergs	23.611	15	19	44.542	17	19	14.998	17	19	1:23.151	<b>1:23.773</b>	<b>17</b>
16	122	Mark Dwyer	21.108	12	8	40.365	14	9	13.784	14	15	1:15.257	<b>1:16.016</b>	<b>13</b>
17	65	Jamie Brashaw	21.531	6	15	40.970	4	15	13.609	5	12	1:16.110	<b>1:16.639</b>	<b>4</b>
18	50	Paul Bason	23.161	8	18	43.633	8	18	14.549	8	18	1:21.343	<b>1:21.343</b>	<b>8</b>
19	10	Richard Ellingworth	21.445	6	13	40.911	5	14	13.751	4	14	1:16.107	<b>1:16.709</b>	<b>4</b>
20	33	Matthew Wrigley	24.502	3	20	47.021	3	20	15.503	3	20	1:27.026	<b>1:27.026</b>	<b>3</b>
21	32	Steve Seaman												



**Session Start: 14:14:46 - Finish: 14:40:23**  
**Weather/Track Conditions: Bright / Damp**  
**Circuit: Donington Park National**  
**Track Length: 3.185 Km - 1.9791 miles**

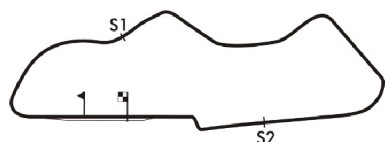


# Donington Historic Festival - 30 Apr - 2 May 2016

## HSCC Historic Formula 2 International Series

### Race 1 - Best Sector Speeds

	NO	SECTOR 1	MPH	NO	SECTOR 2	MPH	NO	SECTOR 3	MPH
1	15	Michael Wrigley	129.3	13	Dean Forward	134.1	13	Dean Forward	122.2
2	54	Andrew Smith	128.5	65	Jamie Brashaw	133.1	36	Jeremy Wheatley	121.5
3	36	Jeremy Wheatley	124.3	36	Jeremy Wheatley	132.3	54	Andrew Smith	120.7
4	22	Alain Lagache	123.0	54	Andrew Smith	131.8	1	Robert Simac	119.6
5	85	Chris Lillingstone-Price	121.4	85	Chris Lillingstone-Price	131.8	85	Chris Lillingstone-Price	119.0
6	30	Daniel Daly	118.9	1	Robert Simac	131.3	30	Daniel Daly	118.8
7	13	Dean Forward	118.1	30	Daniel Daly	129.7	15	Michael Wrigley	118.5
8	122	Mark Dwyer	118.1	122	Mark Dwyer	129.7	64	James King	116.7
9	3	Luciano Arnold	117.4	9	Frazer Gibney	129.2	9	Frazer Gibney	116.5
10	10	Richard Ellingworth	116.4	15	Michael Wrigley	128.7	65	Jamie Brashaw	116.3
11	9	Frazer Gibney	116.2	17	Michael Bletsoe-Brown	128.7	22	Alain Lagache	115.9
12	64	James King	114.3	39	Martin Bullock	128.5	39	Martin Bullock	115.5
13	65	Jamie Brashaw	114.1	64	James King	128.3	17	Michael Bletsoe-Brown	115.1
14	1	Robert Simac	112.8	22	Alain Lagache	126.8	10	Richard Ellingworth	114.3
15	39	Martin Bullock	112.2	3	Luciano Arnold	126.3	3	Luciano Arnold	113.5
16	18	Gwyn Pollard	111.8	10	Richard Ellingworth	126.1	122	Mark Dwyer	112.6
17	17	Michael Bletsoe-Brown	108.1	50	Paul Bason	123.5	50	Paul Bason	110.9
18	50	Paul Bason	103.3	18	Gwyn Pollard	121.5	18	Gwyn Pollard	109.5
19	8	Klaus Bergs	97.1	8	Klaus Bergs	120.2	8	Klaus Bergs	109.0
20	33	Matthew Wrigley	86.4	33	Matthew Wrigley	115.1	33	Matthew Wrigley	104.2
21	32	Steve Seaman	68.8	32	Steve Seaman	0.0	32	Steve Seaman	67.2



**Session Start: 14:14:46 - Finish: 14:40:23**  
**Weather/Track Conditions: Bright / Damp**  
**Circuit: Donington Park National**  
**Track Length: 3.185 Km - 1.9791 miles**

# Donington Historic Festival - 30 Apr - 2 May 2016

## HSCC Historic Formula 2 International Series

### Race 1 - Lap Chart

Lap 1			Lap 2			Lap 3			Lap 4			Lap 5			Lap 6		
NO	Behind	Laptime	NO	Behind	Laptime	NO	Behind	Laptime	NO	Behind	Laptime	NO	Behind	Laptime	NO	Behind	Laptime
54		1:23.378	54		1:19.483	54		1:16.645	54		1:15.911	54		1:16.706	54		1:14.233
13	1.285	1:24.663	122	1.055	1:18.044	122	2.148	1:17.738	13	3.116	1:16.628	13	2.402	1:15.992	13	3.814	1:15.645
122	2.494	1:25.872	13	1.602	1:19.800	13	2.399	1:17.442	122	4.143	1:17.906	122	4.097	1:16.660	122	7.554	1:17.690
85	3.230	1:26.608	65	3.242	1:19.200	65	3.666	1:17.069	65	4.394	1:16.639	65	4.794	1:17.106	65	7.681	1:17.120
65	3.525	1:26.903	85	3.498	1:19.751	85	4.740	1:17.887	85	5.515	1:16.686	85	5.606	1:16.797	85	7.812	1:16.439
10	7.723	1:31.101	10	9.195	1:20.955	10	12.330	1:19.780	10	13.128	1:16.709	10	13.462	1:17.040	17	1 LAP	1:42.024
9	8.863	1:32.241	9	9.708	1:20.328	30	16.360	1:19.144	30	17.929	1:17.480	8	1 LAP	1:39.123	30	23.351	1:19.559
15	8.989	1:32.367	15	13.426	1:23.920	15	19.156	1:22.375	15	24.028	1:20.783	30	18.025	1:16.802	15	31.969	1:19.734
22	10.382	1:33.760	30	13.861	1:20.907	22	21.167	1:22.309	22	24.976	1:19.720	15	26.468	1:19.146	22	32.368	1:19.163
3	11.850	1:35.228	22	15.503	1:24.604	3	23.991	1:22.492	3	28.324	1:20.244	22	27.438	1:19.168	3	34.167	1:17.993
30	12.437	1:35.815	3	18.144	1:25.777	9	27.301	1:34.238	9	33.531	1:22.141	3	30.407	1:18.789	8	1 LAP	1:38.251
36	12.547	1:35.925	36	20.301	1:27.237	36	28.383	1:24.727	36	34.299	1:21.827	9	35.418	1:18.593	9	39.339	1:18.154
39	17.627	1:41.005	18	28.350	1:27.619	18	36.424	1:24.719	18	45.147	1:24.634	36	36.828	1:19.235	36	40.229	1:17.634
33	18.664	1:42.042	39	29.497	1:31.353	39	41.074	1:28.222	39	52.099	1:26.936	18	50.829	1:22.388	18	59.286	1:22.690
18	20.214	1:43.592	33	31.656	1:32.475	33	42.037	1:27.026	50	1:03.167	1:28.376	39	1:00.885	1:25.492	39	1:10.687	1:24.035
50	22.346	1:45.724	50	36.523	1:33.660	50	50.702	1:30.824	1	1:03.568	1:25.149	1	1:09.740	1:22.878			
64	24.223	1:47.601	17	40.741	1:35.882	1	54.330	1:29.044	17	1:05.862	1:27.141	50	1:13.202	1:26.741			
17	24.342	1:47.720	64	41.450	1:36.710	17	54.632	1:30.536	64	1:06.027	1:26.321	64	1:13.800	1:24.479			
8	25.653	1:49.031	1	41.931	1:34.760	64	55.617	1:30.812									
1	26.654	1:50.032	8	45.632	1:39.462	8	1:07.228	1:38.241									

Session Start: 14:14:46 - Finish: 14:40:23

Weather/Track Conditions: Bright / Damp

Circuit: Donington Park National

Track Length: 3.185 Km - 1.9791 miles

# Donington Historic Festival - 30 Apr - 2 May 2016

## HSCC Historic Formula 2 International Series

### Race 1 - Lap Chart

Lap 7			Lap 8			Lap 9			Lap 10			Lap 11			Lap 12		
NO	Behind	Laptime	NO	Behind	Laptime	NO	Behind	Laptime	NO	Behind	Laptime	NO	Behind	Laptime	NO	Behind	Laptime
54		1:15.049	54		1:16.229	54		1:12.776	54		1:11.023	54		1:11.264	54		1:10.342
1	1 LAP	1:22.290	39	1 LAP	1:24.133	18	1 LAP	1:24.061	13	11.246	1:14.480	30	1 LAP	1:51.761	17	2 LAPS	1:21.819
13	6.354	1:17.589	13	5.641	1:15.516	8	2 LAPS	1:37.136	18	1 LAP	1:21.921	13	14.732	1:14.750	13	19.271	1:14.881
85	8.536	1:15.773	85	7.817	1:15.510	13	7.789	1:14.924	85	16.331	1:14.939	85	19.974	1:14.907	30	1 LAP	1:22.311
50	1 LAP	1:25.606	1	1 LAP	1:21.786	85	12.415	1:17.374	39	1 LAP	1:22.164	18	1 LAP	1:21.382	85	24.580	1:14.948
64	1 LAP	1:25.509	122	13.471	1:17.761	39	1 LAP	1:22.408	1	1 LAP	1:21.277	1	1 LAP	1:16.653	18	1 LAP	1:19.872
65	10.599	1:17.967	64	1 LAP	1:23.527	1	1 LAP	1:18.670	122	25.486	1:19.203	122	31.428	1:17.206	1	1 LAP	1:16.557
122	11.939	1:19.434	50	1 LAP	1:25.044	122	17.306	1:16.611	8	2 LAPS	1:34.391	39	1 LAP	1:21.043	122	37.223	1:16.137
30	27.708	1:19.406	65	19.961	1:25.591	64	1 LAP	1:20.783	64	1 LAP	1:18.645	64	1 LAP	1:19.480	39	1 LAP	1:18.393
17	1 LAP	1:28.578	30	31.910	1:20.431	50	1 LAP	1:21.343	15	42.901	1:15.096	15	45.256	1:13.619	15	48.147	1:13.233
15	33.780	1:16.860	15	35.558	1:18.007	15	38.828	1:16.046	22	44.711	1:14.780	22	48.151	1:14.704	64	1 LAP	1:17.826
22	35.506	1:18.187	22	37.536	1:18.259	22	40.954	1:16.194	3	48.591	1:16.892	8	2 LAPS	1:30.946	22	51.303	1:13.494
3	36.602	1:17.484	3	38.925	1:18.552	30	42.667	1:23.533	36	52.833	1:14.688	36	54.386	1:12.817	36	56.791	1:12.747
9	43.471	1:19.181	17	1 LAP	1:28.011	3	42.722	1:16.573	9	56.312	1:18.229	3	55.506	1:18.179	3	1:04.946	1:19.782
36	43.777	1:18.597	9	44.803	1:17.561	9	49.106	1:17.079	17	1 LAP	1:24.955	9	1:02.401	1:17.353	8	2 LAPS	1:30.270
8	1 LAP	1:36.334	36	45.969	1:18.421	36	49.168	1:15.975							9	1:10.331	1:18.272
18	1:07.477	1:23.240				17	1 LAP	1:25.080									

**Session Start: 14:14:46 - Finish: 14:40:23**

**Weather/Track Conditions: Bright / Damp**

**Circuit: Donington Park National**

**Track Length: 3.185 Km - 1.9791 miles**



# Donington Historic Festival - 30 Apr - 2 May 2016

## HSCC Historic Formula 2 International Series

### Race 1 - Lap Chart

Lap 13			Lap 14			Lap 15			Lap 16			Lap 17			Lap 18		
NO	Behind	Laptime	NO	Behind	Laptime	NO	Behind	Laptime	NO	Behind	Laptime	NO	Behind	Laptime	NO	Behind	Laptime
54		1:10.498	54		1:11.812	54		1:09.282	54		1:08.593	54		1:09.881	54		1:13.951
17	2 LAPS	1:20.955	3	1 LAP	1:17.394	3	1 LAP	1:18.546	3	1 LAP	1:17.140	39	2 LAPS	1:16.759	39	2 LAPS	1:16.345
13	22.478	1:13.705	9	1 LAP	1:18.981	9	1 LAP	1:18.644	9	1 LAP	1:19.136	18	2 LAPS	1:20.746	18	2 LAPS	1:18.519
85	29.349	1:15.267	8	3 LAPS	1:29.059	13	28.306	1:13.295	13	33.879	1:14.166	3	1 LAP	1:19.041	3	1 LAP	1:19.290
30	1 LAP	1:18.197	13	24.293	1:13.627	8	3 LAPS	1:27.664	85	48.606	1:16.235	13	38.554	1:14.556	36	1 LAP	1:56.102
18	1 LAP	1:19.193	17	2 LAPS	1:19.639	17	2 LAPS	1:19.323	17	2 LAPS	1:22.121	9	1 LAP	1:21.623	13	39.472	1:14.869
1	1 LAP	1:16.385	85	33.876	1:16.339	85	40.964	1:16.370	30	1 LAP	1:17.353	85	54.509	1:15.784	9	1 LAP	1:21.874
122	42.741	1:16.016	30	1 LAP	1:16.543	30	1 LAP	1:14.669	8	3 LAPS	1:27.406	30	1 LAP	1:16.952	85	56.332	1:15.774
39	1 LAP	1:17.361	1	1 LAP	1:15.768	1	1 LAP	1:16.505	15	57.795	1:11.905	17	2 LAPS	1:19.192	15	58.588	1:12.331
15	49.663	1:12.014	122	47.496	1:16.567	15	54.483	1:12.520	1	1 LAP	1:16.717	15	1:00.208	1:12.294	30	1 LAP	1:16.526
64	1 LAP	1:16.444	18	1 LAP	1:21.017	36	1:00.364	1:12.012	36	1:02.258	1:10.487	1	1 LAP	1:17.550	17	2 LAPS	1:16.714
22	55.067	1:14.262	15	51.245	1:13.394	18	1 LAP	1:20.382	64	1 LAP	1:14.114	8	3 LAPS	1:25.637	1	1 LAP	1:16.426
36	57.129	1:10.836	39	1 LAP	1:18.324	64	1 LAP	1:14.958	22	1:09.516	1:14.106	64	1 LAP	1:14.513			
			64	1 LAP	1:14.649	122	1:03.350	1:25.136				22	1:13.822	1:14.187			
			36	57.634	1:12.317	39	1 LAP	1:17.562									
			22	58.303	1:15.048	22	1:04.003	1:14.982									

**Session Start: 14:14:46 - Finish: 14:40:23**  
**Weather/Track Conditions: Bright / Damp**  
**Circuit: Donington Park National**  
**Track Length: 3.185 Km - 1.9791 miles**

# Donington Historic Festival - 30 Apr - 2 May 2016

## HSCC Historic Formula 2 International Series

### Race 1 - Lap Chart

Lap 19			Lap 20			Lap 21		
NO	Behind	Laptime	NO	Behind	Laptime	NO	Behind	Laptime
54		1:12.460	54		1:08.087	54		1:10.633
64	2 LAPS	1:15.836	1	2 LAPS	1:16.787	30	2 LAPS	1:16.878
22	1 LAP	1:18.002	64	2 LAPS	1:13.520	17	3 LAPS	1:17.487
39	2 LAPS	1:16.030	22	1 LAP	1:14.127	64	2 LAPS	1:14.998
8	4 LAPS	1:25.833	39	2 LAPS	1:15.791	1	2 LAPS	1:17.737
18	2 LAPS	1:17.629	18	2 LAPS	1:19.168	22	1 LAP	1:15.014
3	1 LAP	1:18.404	8	4 LAPS	1:24.810	39	2 LAPS	1:15.839
13	41.422	1:14.410	13	48.242	1:14.907	18	2 LAPS	1:18.978
36	1 LAP	1:26.374	3	1 LAP	1:20.554	8	4 LAPS	1:23.773
9	1 LAP	1:20.601	15	1:01.895	1:12.004	13	53.114	1:15.505
15	57.978	1:11.850	9	1 LAP	1:21.106	3	1 LAP	1:19.361
85	59.564	1:15.692	85	1:07.959	1:16.482	15	1:02.674	1:11.412
30	1 LAP	1:15.735				85	1:13.503	1:16.177
17	2 LAPS	1:16.471				9	1 LAP	1:19.335

Session Start: 14:14:46 - Finish: 14:40:23  
Weather/Track Conditions: Bright / Damp  
Circuit: Donington Park National  
Track Length: 3.185 Km - 1.9791 miles

# Donington Historic Festival - 30 Apr - 2 May 2016

## HSCC Historic Formula 2 International Series

### Race 8 - Starting Grid

Sheet No:

Start Time : 15:25 - Heat Duration : 25 Minutes

10		19	<b>33</b>	Matthew Wrigley		20	<b>32</b>	Steve Seaman
9		17	<b>50</b>	Paul Bason		18	<b>10</b>	Richard Ellingworth
8		15	<b>122</b>	Mark Dwyer		16	<b>65</b>	Jamie Brashaw
7		13	<b>17</b>	Michael Bletsoe-Brown		14	<b>8</b>	Klaus Bergs
6		11	<b>18</b>	Gwyn Pollard		12	<b>36</b>	Jeremy Wheatley
5		9	<b>1</b>	Robert Simac		10	<b>39</b>	Martin Bullock
4		7	<b>30</b>	Daniel Daly		8	<b>64</b>	James King
3		5	<b>3</b>	Luciano Arnold		6	<b>9</b>	Frazer Gibney
2		3	<b>85</b>	Chris Lillingstone-Price		4	<b>22</b>	Alain Lagache
1		1	<b>54</b>	Andrew Smith		2	<b>13</b>	Dean Forward
ROW				<b>Pole Right</b>				

These results are provisional until the conclusion of any judicial and technical matters.

*Circuit: Donington Park National  
Track Length: 3.185 Km - 1.9791 miles*

Clerk of the Course:  Julian Floyd	Timekeeper:  Nick Palmer	Posted at:
------------------------------------------	--------------------------------	------------



# Donington Historic Festival - 30 Apr - 2 May 2016

## HSCC Historic Formula 2 International Series

### Race 8 - Classification

Sheet No:

POS	NO	DRIVER/S	CLASS	CLASS POS	CAR MAKE / MODEL	TIME	LAPS	GAP	DIFF	MPH	BEST	ON
1	54	Andrew Smith	B	1	March 79B	26:01.841	23	-- 23 laps		104.9	1:05.854	13
2	13	Dean Forward	C	1	March 782	26:37.707	23	35.866	35.866	102.5	1:08.188	6
3	85	Chris Lillingstone-Price	C	2	Chevron B40	27:09.535	23	1:07.694	31.828	100.5	1:07.969	16
4	1	Robert Simac	A	1	March 712	26:04.636	22	-- 22 laps	5.156	100.1	1:09.539	12
5	9	Frazer Gibney	C	3	March 782	26:05.248	22	0.612	0.612	100.1	1:09.304	12
6	22	Alain Lagache	A	2	March 712M	26:10.192	22	5.556	4.944	99.82	1:10.353	9
7	64	James King	A	3	March 712	26:11.376	22	6.740	1.184	99.74	1:09.986	14
8	39	Martin Bullock	A	4	Chevron B17C	26:11.971	22	7.335	0.595	99.71	1:09.728	14
9	3	Luciano Arnold	A	5	Brabham BT36	26:18.342	22	13.706	6.371	99.31	1:10.316	12
10	33	Matthew Wrigley	B	2	Ralt RT1	26:29.908	22	25.272	11.566	98.58	1:10.752	8
11	17	Michael Bletsoe-Brown	C	4	Chevron B27	26:49.538	22	44.902	19.630	97.38	1:11.438	20
12	32	Steve Seaman	C	5	Ralt RT1	26:03.931	21	-- 21 laps	26.617	95.67	1:11.848	17
13	50	Paul Bason	A	6	March 712	26:14.255	21	10.324	10.324	95.04	1:12.167	13
14	8	Klaus Bergs	A	7	Brabham BT36	26:29.410	21	25.479	15.155	94.13	1:13.086	20
15	18	Gwyn Pollard	B	3	Chevron B29	26:31.975	21	28.044	2.565	93.98	1:12.648	20
16	30	Daniel Daly	C	6	Ralt RT1	26:11.185	18	-- 18 laps	3:22.453	81.62	1:10.127	13
17	122	Mark Dwyer	C	7	March 742	2:37.081	2	-- 2 laps --	5.082	90.71		
18	10	Richard Ellingworth	C	8	March 782	1:41.303	1	-- 1 laps --	21.615	70.33		
19	65	Jamie Brshaw	C	9	Chevron B25							

----- FASTEST LAP SUMMARY -----

NO	DRIVER/S	CLASS	CAR MAKE / MODEL	FASTEST LAP	ON	MPH
54	Andrew Smith	B	March 79B	1:05.854	13	108.19
85	Chris Lillingstone-Price	C	Chevron B40	1:07.969	16	104.82
1	Robert Simac	A	March 712	1:09.539	12	102.46

Car 36 - non-starter.

Car 30 - transponder intermittent.

Session Start: 15:33:04 - Finish: 15:59:05

Weather/Track Conditions: Cloudy / Dry

Circuit: Donington Park National

Track Length: 3.185 Km - 1.9791 miles

These results are provisional until the conclusion of any judicial and technical matters.

Clerk of the Course:  <p style="text-align: right;">Julian Floyd</p>	Timekeeper:  <p style="text-align: right;">Nick Palmer</p>	Posted at:
----------------------------------------------------------------------------	------------------------------------------------------------------	------------



Printed : 01-05-2016 - 16:03

# Donington Historic Festival - 30 Apr - 2 May 2016

## HSCC Historic Formula 2 International Series

### Race 8 - Sector Analysis

1 Robert Simac (A)									March 712										
lap	Sect-1	Speed	Sect-2	Speed	Sect-3	Speed	TopSpeed	laptime	pit	lap	Sect-1	Speed	Sect-2	Speed	Sect-3	Speed	Topspeed	laptime	pit
1				134.7	13.318	119.8		1:20.487		12	20.062	123.2	36.949	134.9	12.528	121.1		1:09.539	
2	20.172	119.3	38.464	133.9	13.574	119.2		1:12.210		13	19.932	123.6	37.323	135.2	12.394	121.5		1:09.649	
3	20.529	117.2	37.934	135.5	13.108	120.0		1:11.571		14	20.145	112.4	38.155	135.2	12.311	122.4		1:10.611	
4	20.128	120.4	37.719	134.9	13.112	119.6		1:10.959		15	19.833	119.7	36.807	138.0	13.059	121.1		1:09.699	
5	20.226	119.1	37.722	133.6	12.726	120.0		1:10.674		16	20.954	109.2	38.517	134.4	12.692	121.3		1:12.163	
6	20.108	125.0	37.669	134.7	12.960	120.7		1:10.737		17	20.229	122.5	37.043	134.7	12.437	122.2		1:09.709	
7	23.162	113.9	37.307	134.4	12.610	122.0		1:13.079		18	20.357	123.4	38.024	134.4	12.732	121.5		1:11.113	
8	21.107	120.6	37.105	135.2	12.670	121.5		1:10.882		19	20.382	119.1	37.717	135.7	13.441	120.9		1:11.540	
9	20.020	123.2	37.199	135.2	12.519	122.0		1:09.738		20	20.232	118.1	37.854	134.9	12.784	122.2		1:10.870	
10	19.994	123.0	37.299	134.9	12.382	122.2		1:09.675		21	20.330	120.1	37.122	134.7	12.524	120.7		1:09.976	
11	19.953	119.9	37.191	134.7	12.485	121.3		1:09.629		22	20.566	120.6	37.081	133.9	12.479	120.7		1:10.126	

3 Luciano Arnold (A)									Brabham BT36										
lap	Sect-1	Speed	Sect-2	Speed	Sect-3	Speed	TopSpeed	laptime	pit	lap	Sect-1	Speed	Sect-2	Speed	Sect-3	Speed	Topspeed	laptime	pit
1				126.1	13.393	116.7		1:18.432		12	20.006	131.8	37.783	127.5	12.527	116.9		1:10.316	
2	20.275	124.3	38.155	127.3	13.024	115.1		1:11.454		13	20.475	131.8	38.571	128.3	13.594	115.3		1:12.640	
3	20.716	127.6	38.511	127.5	12.816	115.1		1:12.043		14	20.310	130.5	37.710	128.7	12.648	119.0		1:10.668	
4	20.495	131.8	38.422	127.3	12.808	115.9		1:11.725		15	20.315	128.5	38.088	128.7	12.570	113.2		1:10.973	
5	20.354	127.8	37.888	127.0	12.834	113.7		1:11.076		16	20.194	133.6	38.462	128.3	12.615	117.3		1:11.271	
6	20.356	124.5	38.063	125.6	13.166	117.3		1:11.585		17	20.495	123.4	37.950	129.0	12.513	117.5		1:10.958	
7	23.723	112.4	38.791	125.4	13.860	114.9		1:16.374		18	20.422	124.8	37.861	130.2	13.235	115.7		1:11.518	
8	20.904	129.3	38.095	129.0	12.717	117.9		1:11.716		19	20.451	130.5	38.321	127.5	12.691	117.7		1:11.463	
9	20.468	133.1	37.765	127.8	12.530	118.1		1:10.763		20	20.231	125.0	37.812	126.3	12.507	116.5		1:10.550	
10	20.421	128.8	38.032	128.5	12.630	117.1		1:11.083		21	20.364	130.5	37.628	127.5	12.421	117.5		1:10.413	
11	20.296	130.5	37.986	127.5	12.426	118.1		1:10.708		22	20.267	131.0	37.743	127.3	12.603	117.1		1:10.613	

8 Klaus Bergs (A)									Brabham BT36										
lap	Sect-1	Speed	Sect-2	Speed	Sect-3	Speed	TopSpeed	laptime	pit	lap	Sect-1	Speed	Sect-2	Speed	Sect-3	Speed	Topspeed	laptime	pit
1			42.347	122.2	14.275	112.0		1:26.727		12	20.823	121.4	40.449	124.9	13.321	114.5		1:14.593	
2	21.765	116.2	41.685	124.7	14.162	112.8		1:17.612		13	20.971	117.4	39.981	125.2	13.299	113.7		1:14.251	
3	21.629	114.5	41.560	123.3	13.887	112.2		1:17.076		14	21.007	118.9	39.849	124.9	13.258	113.5		1:14.114	
4	21.631	115.1	40.660	124.9	13.886	114.1		1:16.177		15	21.835	115.8	40.939	127.3	13.805	112.6		1:16.579	
5	21.221	118.1	40.278	126.8	13.812	114.1		1:15.311		16	20.992	118.1	40.809	125.4	13.790	112.6		1:15.591	
6	23.952	113.1	40.326	124.2	13.426	113.5		1:17.704		17	21.953	117.4	39.038	126.6	13.368	115.1		1:14.359	
7	21.664	117.9	40.873	124.9	13.622	113.4		1:16.159		18	20.759	121.9	39.702	126.8	13.702	111.1		1:14.163	
8	21.701	118.1	40.257	124.2	13.481	111.7		1:15.439		19	21.090	115.8	39.383	126.1	13.411	114.1		1:13.884	
9	21.523	117.0	39.727	124.0	13.402	113.2		1:14.652		20	20.726	121.9	38.893	126.6	13.467	113.5		1:13.086	
10	21.036	119.9	40.045	124.0	13.418	113.7		1:14.499		21	20.830	120.8	39.612	125.6	13.381	114.1		1:13.823	
11	20.722	122.7	39.731	124.9	13.158	114.7		1:13.611		22									

9 Frazer Gibney (C)									March 782										
lap	Sect-1	Speed	Sect-2	Speed	Sect-3	Speed	TopSpeed	laptime	pit	lap	Sect-1	Speed	Sect-2	Speed	Sect-3	Speed	Topspeed	laptime	pit
1				129.7	13.457	117.7		1:18.775		12	19.913	124.8	36.976	134.7	12.415	120.7		1:09.304	
2	20.341	131.3	38.541	132.3	12.718	119.4		1:11.600		13	20.049	125.0	36.546	136.6	13.251	118.1		1:09.846	
3	21.010	102.1	38.700	132.5	12.937	118.3		1:12.647		14	20.391	124.1	38.635	132.8	12.755	120.7		1:11.781	
4	20.443	124.5	37.855	132.8	12.740	118.1		1:11.038		15	19.989	127.8	36.565	135.7	13.280	120.2		1:09.834	
5	20.375	121.9	37.539	135.7	13.410	114.3		1:11.324		16	20.714	108.6	38.481	135.2	12.646	121.1		1:11.841	
6	20.128	127.8	37.601	133.1	12.980	117.5		1:10.709		17	20.234	128.8	36.847	136.6	12.622	121.8		1:09.703	
7	23.093	121.7	37.240	132.8	12.944	118.8		1:13.277		18	20.308	127.6	37.880	136.0	14.447	113.2		1:12.635	
8	20.770	130.8	37.041	132.8	12.640	119.6		1:10.451		19	20.453	127.8	36.264	134.7	13.497	117.3		1:10.214	
9	20.252	131.0	37.198	133.9	12.476	120.0		1:09.926		20	20.681	125.0	37.176	136.0	12.964	120.0		1:10.821	
10	20.179	123.4	36.998	135.2	12.249	122.6		1:09.426		21	20.409	125.0	36.735	136.0	12.728	119.6		1:09.872	
11	20.316	124.5	37.123	133.9	12.528	120.0		1:09.967		22	20.708	119.1	36.731	137.1	12.818	119.8		1:10.257	

10 Richard Ellingworth (C)									March 782										
lap	Sect-1	Speed	Sect-2	Speed	Sect-3	Speed	TopSpeed	laptime	pit	lap	Sect-1	Speed	Sect-2	Speed	Sect-3	Speed	Topspeed	laptime	pit
1		104.6	46.815	85.4				1:41.303		2									



**Session Start: 15:33:04 - Finish: 15:59:05**  
**Weather/Track Conditions: Cloudy / Dry**  
**Circuit: Donington Park National**  
**Track Length: 3.185 Km - 1.9791 miles**

# Donington Historic Festival - 30 Apr - 2 May 2016

## HSCC Historic Formula 2 International Series

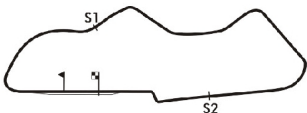
### Race 8 - Sector Analysis

13 Dean Forward (C)									March 782								
lap	Sect-1	Speed	Sect-2	Speed	Sect-3	Speed	TopSpeed	laptime pit	lap	Sect-1	Speed	Sect-2	Speed	Sect-3	Speed	Topspeed	laptime pit
1				133.6	12.125	126.1		1:12.956	13	20.272	115.3	37.134	134.9	12.668	118.8		1:10.074
2	19.766	134.1	36.184	133.3	12.265	124.9		1:08.215	14	20.079	135.2	36.906	133.9	12.618	120.2		1:09.603
3	19.598	133.3	36.003	134.9	12.763	114.5		1:08.364	15	20.219	125.2	36.986	133.9	12.532	120.0		1:09.737
4	20.149	134.9	36.269	134.9	12.618	120.0		1:09.036	16	20.001	131.5	36.566	135.7	12.916	117.9		1:09.483
5	19.802	131.8	36.109	134.7	12.510	120.5		1:08.421	17	20.345	130.0	36.779	134.7	12.530	119.4		1:09.654
6	19.552	134.1	36.204	134.1	12.432	121.3		1:08.188	18	20.206	130.3	36.848	133.6	12.452	121.1		1:09.506
7	20.092	135.5	36.477	134.9	12.536	119.8		1:09.105	19	20.044	130.8	37.039	133.9	12.902	119.4		1:09.985
8	19.957	133.9	35.791	135.2	12.547	119.0		1:08.295	20	20.067	129.5	37.459	133.6	12.621	120.0		1:10.147
9	19.927	133.3	35.983	135.5	12.596	114.1		1:08.506	21	20.500	125.0	37.353	134.4	13.017	118.3		1:10.870
10	20.123	130.0	36.415	136.6	12.218	122.2		1:08.756	22	20.389	128.5	37.589	133.6	12.776	119.4		1:10.754
11	20.093	135.2	36.066	134.7	12.603	119.6		1:08.762	23	20.216	129.8	37.513	133.9	12.766	119.6		1:10.495
12	19.635	133.6	36.192	136.6	12.968	119.8		1:08.795	24								

17 Michael Bletsoe-Brown (C)									Chevron B27								
lap	Sect-1	Speed	Sect-2	Speed	Sect-3	Speed	TopSpeed	laptime pit	lap	Sect-1	Speed	Sect-2	Speed	Sect-3	Speed	Topspeed	laptime pit
1				130.2	13.765	117.7		1:22.401	12	20.325	123.9	37.918	130.2	13.351	116.7		1:11.594
2	21.051	109.9	38.644	130.7	13.670	116.5		1:13.365	13	20.621	115.5	38.368	130.2	13.692	111.3		1:12.681
3	20.483	123.9	38.609	130.7	13.835	115.9		1:12.927	14	20.731	114.9	38.075	130.2	13.719	109.7		1:12.525
4	20.726	110.6	38.959	130.5	13.588	116.5		1:13.273	15	20.997	111.1	38.253	129.7	13.883	117.1		1:13.133
5	20.736	116.2	38.189	130.5	13.744	115.3		1:12.669	16	20.524	117.4	37.694	131.8	13.335	108.3		1:11.553
6	21.479	106.9	40.247	130.2	13.473	117.9		1:15.199	17	20.683	112.6	37.759	130.7	13.128	117.7		1:11.570
7	21.344	108.8	39.337	129.5	13.657	117.5		1:14.338	18	20.646	113.7	38.098	131.0	13.194	113.2		1:11.938
8	20.909	112.4	38.493	130.5	13.298	117.9		1:12.700	19	20.848	114.3	38.327	130.5	13.336	113.7		1:12.511
9	20.714	110.2	38.695	130.5	13.718	110.6		1:13.127	20	20.530	120.1	37.521	130.5	13.387	113.9		1:11.438
10	21.199	101.8	38.521	129.5	13.607	115.9		1:13.327	21	20.647	115.8	37.884	129.5	13.082	118.5		1:11.613
11	20.635	110.9	39.403	130.7	13.394	116.9		1:13.432	22	20.600	111.7	38.534	130.0	13.090	116.9		1:12.224

18 Gwyn Pollard (B)									Chevron B29								
lap	Sect-1	Speed	Sect-2	Speed	Sect-3	Speed	TopSpeed	laptime pit	lap	Sect-1	Speed	Sect-2	Speed	Sect-3	Speed	Topspeed	laptime pit
1				122.4	14.556	108.3		1:24.604	12	21.166	119.1	38.846	113.5	13.393	111.7		1:13.405
2	22.147	107.4	40.811	122.0	14.566	110.6		1:17.524	13	20.881	121.4	38.680	124.7	13.273	112.8		1:12.834
3	22.230	111.7	40.761	123.1	13.778	109.1		1:16.769	14	20.773	121.9	39.769	122.0	15.733	111.3		1:16.275
4	22.370	101.3	40.247	123.5	13.862	104.2		1:16.479	15	20.940	119.5	39.059	124.7	13.512	113.4		1:13.511
5	21.973	115.3	41.310	123.5	13.950	111.8		1:17.233	16	21.382	115.3	40.990	124.9	13.414	113.9		1:15.786
6	24.980	105.4	40.493	124.5	13.587	111.8		1:19.060	17	22.633	110.8	38.705	112.8	14.122	112.0		1:15.460
7	22.595	109.5	41.511	123.8	13.745	109.8		1:17.851	18	20.926	119.5	38.582	124.7	13.346	112.8		1:12.854
8	22.456	109.0	40.179	124.0	13.719	106.4		1:16.354	19	21.232	119.7	39.567	125.6	14.239	97.3		1:15.038
9	21.487	122.3	39.245	123.5	13.508	112.4		1:14.240	20	21.361	124.8	38.257	125.2	13.030	112.4		1:12.648
10	21.208	121.4	38.872	123.8	14.413	95.6		1:14.493	21	20.653	124.3	41.155	121.8	13.749	109.7		1:15.557
11	21.790	118.7	38.872	123.8	13.338	111.1		1:14.000	22								

22 Alain Lagache (A)									March 712M								
lap	Sect-1	Speed	Sect-2	Speed	Sect-3	Speed	TopSpeed	laptime pit	lap	Sect-1	Speed	Sect-2	Speed	Sect-3	Speed	Topspeed	laptime pit
1				127.0	12.735	115.9		1:16.389	12	20.435	125.0	38.039	127.0	12.952	114.9		1:11.426
2	20.333	130.3	37.706	127.3	12.896	115.5		1:10.935	13	20.285	132.0	37.546	128.5	12.793	117.3		1:10.624
3	20.525	129.5	37.785	127.3	12.815	115.1		1:11.125	14	20.150	129.8	37.811	130.0	13.024	116.5		1:10.985
4	20.279	131.8	37.771	127.3	12.923	115.3		1:10.973	15	20.205	128.8	36.848	132.0	13.347	116.5		1:10.400
5	20.319	131.0	37.538	127.5	12.528	116.1		1:10.385	16	21.255	108.8	39.352	130.0	12.714	116.3		1:13.321
6	20.409	130.5	38.336	127.0	12.785	115.9		1:11.530	17	20.432	125.9	37.228	130.0	13.386	113.5		1:11.046
7	20.832	132.6	38.031	127.5	12.510	116.7		1:11.373	18	20.529	125.9	37.972	127.3	12.951	113.2		1:11.452
8	20.905	128.3	37.743	127.0	12.642	116.5		1:11.290	19	20.355	130.5	37.731	129.0	12.613	115.1		1:10.699
9	20.240	132.6	37.442	128.0	12.671	116.5		1:10.353	20	20.305	126.6	37.504	129.0	12.572	115.7		1:10.381
10	20.289	130.3	37.373	127.3	12.730	116.3		1:10.392	21	20.768	105.1	38.728	128.5	12.883	115.1		1:12.379
11	20.457	129.8	37.727	127.0	12.713	116.1		1:10.897	22	20.177	129.8	38.257	128.7	13.403	110.2		1:11.837



Session Start: 15:33:04 - Finish: 15:59:05

Weather/Track Conditions: Cloudy / Dry

Circuit: Donington Park National

Track Length: 3.185 Km - 1.9791 miles

# Donington Historic Festival - 30 Apr - 2 May 2016

## HSCC Historic Formula 2 International Series

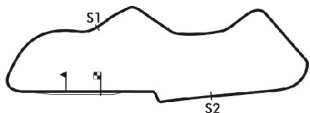
### Race 8 - Sector Analysis

30 Daniel Daly (C)									Ralt RT1								
lap	Sect-1	Speed	Sect-2	Speed	Sect-3	Speed	TopSpeed	laptime pit	lap	Sect-1	Speed	Sect-2	Speed	Sect-3	Speed	Topspeed	laptime pit
1				132.3	13.161	123.3		1:19.345	10	20.177	124.5	38.012	132.8	12.982	123.3		1:11.171
2	20.477	120.8	39.044	130.0	13.133	121.1		1:12.654	11	20.122	128.1	37.264	136.0	12.858	123.1		1:10.244
3	20.410	118.9	38.338	132.8	12.888	124.7		1:11.636	12	20.589	121.9	37.453	133.6	12.836	123.5		1:10.878
4	20.299	119.9	37.821	133.6	13.465	95.6		1:11.585	13	20.354	125.5	37.070	133.3	12.703	123.3		1:10.127
5	21.127	116.4	37.542	132.5	12.600	123.1		1:11.269	14	21.128	111.5	37.897	130.5	12.915	120.2		1:11.940
6	4:45.929	92.0	42.533	128.7	13.527	120.9		5:41.989	15	20.842	123.0	37.667	129.5	12.853	120.7		1:11.362
7	21.404	112.8	39.678	130.5	13.124	123.5		1:14.206	16	20.405	130.5	37.863	130.0	13.608	101.6		1:11.876
8	20.780	115.7	38.116	132.0	13.521	122.9		1:12.417	17	22.001	95.9	39.418	131.3	13.436	116.1		1:14.855
9	20.218	126.6	38.537	132.0	13.068	124.2		1:11.823	18	20.690	115.8	37.796	133.3	13.322	102.2		1:11.808

32 Steve Seaman (C)									Ralt RT1								
lap	Sect-1	Speed	Sect-2	Speed	Sect-3	Speed	TopSpeed	laptime pit	lap	Sect-1	Speed	Sect-2	Speed	Sect-3	Speed	Topspeed	laptime pit
1		105.6	42.296	126.1	14.043	113.2		1:28.278	12	20.895	118.9	39.211	129.5	13.298	116.3		1:13.404
2	21.228	117.7	40.214	129.2	13.989	108.4		1:15.431	13	20.486	123.2	38.524	129.7	13.165	117.9		1:12.175
3	21.339	116.6	40.376	129.7	13.820	115.7		1:15.535	14	20.823	117.2	39.127	129.2	13.159	117.9		1:13.109
4	22.378	97.1	40.443	128.3	14.386	100.5		1:17.207	15	20.696	117.9	38.960	130.2	13.369	115.5		1:13.025
5	21.340	117.9	39.900	128.3	13.411	117.1		1:14.651	16	20.670	121.0	38.308	130.5	13.109	116.5		1:12.087
6	21.857	120.4	39.110	128.5	13.576	108.4		1:14.543	17	20.590	120.6	38.168	131.0	13.090	118.3		1:11.848
7	22.025	117.9	39.462	128.7	13.315	115.3		1:14.802	18	20.649	116.6	38.664	131.3	13.342	106.9		1:12.655
8	21.698	116.6	38.984	123.8	14.079	107.9		1:14.761	19	21.407	118.5	38.742	130.7	13.361	116.9		1:13.510
9	21.534	116.2	39.395	129.0	13.236	116.9		1:14.165	20	20.773	115.5	37.895	132.0	13.291	116.5		1:11.959
10	21.565	117.4	39.389	128.7	13.312	115.5		1:14.266	21	20.971	120.8	38.850	130.2	13.360	116.7		1:13.181
11	20.685	122.1	39.091	129.0	13.563	113.9		1:13.339	22								

33 Matthew Wrigley (B)									Ralt RT1								
lap	Sect-1	Speed	Sect-2	Speed	Sect-3	Speed	TopSpeed	laptime pit	lap	Sect-1	Speed	Sect-2	Speed	Sect-3	Speed	Topspeed	laptime pit
1			40.284	122.0	13.296	110.2		1:23.657	12	20.800	121.9	38.007	122.0	12.670	112.4		1:11.477
2	20.969	123.2	38.169	122.9	13.326	111.8		1:12.464	13	20.701	126.4	38.035	120.2	12.718	113.0		1:11.454
3	20.715	121.2	38.729	122.6	13.416	110.9		1:12.860	14	20.895	117.4	38.383	119.8	12.681	112.6		1:11.959
4	20.836	118.9	39.614	121.1	12.893	112.4		1:13.343	15	20.790	123.6	38.377	120.7	12.676	113.2		1:11.843
5	20.771	119.9	38.644	122.2	13.211	111.5		1:12.626	16	20.786	121.4	37.901	121.8	12.624	112.6		1:11.311
6	21.467	114.1	38.798	121.8	12.495	112.8		1:12.760	17	20.817	122.1	38.165	121.5	12.596	113.5		1:11.578
7	20.714	125.2	37.750	122.2	12.546	113.9		1:11.010	18	20.726	125.0	38.114	121.3	12.509	113.0		1:11.349
8	20.654	125.7	37.669	121.8	12.429	114.3		1:10.752	19	20.707	124.3	37.814	121.5	12.571	112.0		1:11.092
9	20.564	126.4	37.523	123.1	13.573	111.5		1:11.660	20	20.865	123.0	37.922	122.4	12.619	110.9		1:11.406
10	20.774	125.2	38.044	121.8	12.527	113.7		1:11.345	21	20.746	125.0	37.740	122.9	12.597	112.6		1:11.083
11	20.629	125.7	37.724	121.8	12.623	113.4		1:10.976	22	20.600	125.2	38.576	121.5	12.727	111.7		1:11.903

39 Martin Bullock (A)									Chevron B17C								
lap	Sect-1	Speed	Sect-2	Speed	Sect-3	Speed	TopSpeed	laptime pit	lap	Sect-1	Speed	Sect-2	Speed	Sect-3	Speed	Topspeed	laptime pit
1				132.0	13.489	116.7		1:21.125	12	20.125	122.7	37.471	132.8	13.278	115.9		1:10.874
2	20.514	116.2	38.281	134.4	13.403	118.1		1:12.198	13	20.188	126.2	37.694	133.3	12.931	119.8		1:10.813
3	20.391	120.6	38.278	133.3	13.742	117.3		1:12.411	14	20.063	124.1	37.094	133.9	12.571	120.7		1:09.728
4	20.163	122.7	39.168	132.3	13.385	115.1		1:12.716	15	20.118	122.1	37.494	131.3	12.649	120.2		1:10.261
5	20.654	120.4	38.066	132.8	12.937	119.0		1:11.657	16	20.065	121.4	38.064	131.8	12.686	119.8		1:10.815
6	21.108	120.4	37.872	133.6	12.785	119.6		1:11.765	17	20.390	121.7	37.605	133.3	12.664	121.3		1:10.659
7	20.788	121.7	37.725	133.3	12.870	117.9		1:11.383	18	20.562	118.7	37.170	133.1	12.968	113.5		1:10.700
8	20.940	118.9	37.906	131.3	12.861	119.0		1:11.707	19	20.293	122.7	37.271	133.1	12.638	118.3		1:10.202
9	20.596	122.1	37.625	133.9	12.720	119.4		1:10.941	20	20.133	126.9	37.226	131.3	12.732	119.0		1:10.091
10	20.167	121.9	38.214	133.3	12.735	119.6		1:11.116	21	19.979	124.1	37.241	132.5	12.715	119.4		1:09.935
11	20.219	125.9	37.617	131.3	12.781	117.1		1:10.617	22	19.894	128.8	37.081	133.6	13.282	119.0		1:10.257



Session Start: 15:33:04 - Finish: 15:59:05

Weather/Track Conditions: Cloudy / Dry

Circuit: Donington Park National

Track Length: 3.185 Km - 1.9791 miles

# Donington Historic Festival - 30 Apr - 2 May 2016

## HSCC Historic Formula 2 International Series

### Race 8 - Sector Analysis

50 Paul Bason (A)									March 712								
lap	Sect-1	Speed	Sect-2	Speed	Sect-3	Speed	TopSpeed	laptime pit	lap	Sect-1	Speed	Sect-2	Speed	Sect-3	Speed	Topspeed	laptime pit
1				127.0	14.252	113.9		1:25.392	12	21.318	114.3	38.338	<u>129.5</u>	13.084	<u>115.3</u>		1:12.740
2	21.889	105.1	40.471	128.0	13.909	113.9		1:16.269	13	21.096	120.6	37.990	127.3	13.081	115.1		1:12.167
3	21.991	108.3	39.679	128.0	13.513	113.9		1:15.183	14	20.862	118.9	39.272	105.4	13.628	113.4		1:13.762
4	21.057	122.1	38.976	127.0	13.343	114.7		1:13.376	15	22.075	113.7	38.865	126.3	13.316	113.0		1:14.256
5	21.145	<u>123.6</u>	40.182	125.6	13.737	110.9		1:15.064	16	<u>20.838</u>	122.5	38.407	127.0	13.191	115.1		1:12.436
6	21.965	121.0	39.532	120.2	13.444	113.5		1:14.941	17	21.592	118.7	39.259	124.7	13.947	100.9		1:14.798
7	21.659	118.9	39.106	127.5	13.392	114.1		1:14.157	18	21.649	118.1	39.082	126.1	13.541	109.3		1:14.272
8	21.745	120.8	38.338	128.0	13.230	114.9		1:13.313	19	21.321	118.7	39.019	124.0	13.602	110.0		1:13.942
9	21.368	118.5	38.583	126.3	13.655	<u>115.3</u>		1:13.606	20	21.781	113.7	40.199	118.5	15.529	102.0		1:17.509
10	21.698	119.5	38.301	126.8	13.260	<u>115.3</u>		1:13.259	21	23.254	92.8	41.435	115.1	16.531	78.1		1:21.220
11	20.861	118.1	38.515	127.3	13.217	115.1		1:12.593	22								

54 Andrew Smith (B)									March 79B								
lap	Sect-1	Speed	Sect-2	Speed	Sect-3	Speed	TopSpeed	laptime pit	lap	Sect-1	Speed	Sect-2	Speed	Sect-3	Speed	Topspeed	laptime pit
1				131.0	12.235	122.4		1:13.233	13	<u>19.293</u>	139.1	34.836	133.1	11.725	122.6		1:05.854
2	19.687	131.0	36.431	132.0	11.995	<u>122.9</u>		1:08.113	14	19.336	137.7	35.563	131.3	11.929	121.1		1:06.828
3	19.851	136.8	35.908	132.3	12.215	118.5		1:07.974	15	19.536	125.0	35.563	<u>133.3</u>	12.054	121.5		1:07.153
4	19.500	138.5	35.434	132.3	11.993	121.1		1:06.927	16	19.464	135.2	36.409	132.3	12.029	120.9		1:07.902
5	19.431	<u>140.5</u>	35.094	132.3	11.904	120.0		1:06.429	17	19.462	136.6	36.940	132.8	12.074	121.3		1:08.476
6	19.377	139.1	35.378	132.0	11.855	121.8		1:06.610	18	19.386	139.9	37.950	131.3	12.267	121.1		1:09.603
7	19.642	134.4	35.441	132.5	12.015	121.1		1:07.098	19	19.756	137.7	35.438	<u>133.3</u>	12.040	121.3		1:07.234
8	19.645	129.0	37.055	130.7	12.210	120.7		1:08.910	20	19.813	127.3	36.557	132.8	12.199	120.5		1:08.569
9	19.797	133.3	35.836	131.5	11.961	121.1		1:07.594	21	19.850	131.8	36.832	130.7	11.963	121.3		1:08.645
10	19.336	138.8	35.446	<u>133.3</u>	12.163	120.7		1:06.945	22	19.422	131.8	35.784	133.1	14.601	114.3		1:09.807
11	19.316	138.8	35.021	132.5	11.863	121.1		1:06.200	23	19.595	134.9	37.010	132.3	12.467	117.3		1:09.072
12	19.341	139.4	35.396	133.1	11.928	121.5		1:06.665	24								

64 James King (A)									March 712								
lap	Sect-1	Speed	Sect-2	Speed	Sect-3	Speed	TopSpeed	laptime pit	lap	Sect-1	Speed	Sect-2	Speed	Sect-3	Speed	Topspeed	laptime pit
1				132.3	13.570	117.3		1:21.619	12	20.081	130.0	37.312	131.5	12.712	118.3		1:10.105
2	20.536	122.3	38.235	133.6	13.313	118.1		1:12.084	13	20.328	130.3	37.663	130.7	12.714	118.1		1:10.705
3	20.300	125.5	38.309	<u>133.9</u>	13.856	115.9		1:12.465	14	20.130	<u>133.3</u>	36.945	131.5	12.911	118.8		1:09.986
4	20.306	127.8	38.232	130.7	13.218	117.5		1:11.756	15	20.149	125.5	37.536	130.2	13.521	117.5		1:11.206
5	20.561	123.0	38.014	130.7	13.247	116.1		1:11.822	16	20.154	129.3	37.179	132.8	12.979	117.7		1:10.312
6	20.843	119.5	37.514	130.7	12.811	117.5		1:11.168	17	20.294	125.0	38.655	130.2	<u>12.704</u>	<u>119.4</u>		1:11.653
7	20.586	123.0	37.326	131.8	13.352	116.7		1:11.264	18	20.749	119.5	37.765	131.3	13.068	117.5		1:11.582
8	20.707	121.9	37.494	131.3	13.189	117.7		1:11.390	19	20.038	127.3	37.627	130.7	12.943	119.0		1:10.608
9	20.252	129.8	37.140	131.8	12.929	118.1		1:10.321	20	20.241	127.1	37.053	131.3	12.832	117.7		1:10.126
10	20.041	132.3	37.298	130.7	12.818	119.0		1:10.157	21	<u>19.938</u>	125.0	37.277	131.8	12.799	118.1		1:10.014
11	20.152	132.3	37.174	130.7	12.730	118.8		1:10.056	22	20.206	125.5	37.454	129.2	13.317	118.5		1:10.977

65 Jamie Brashaw (C)									Chevron B25								
lap	Sect-1	Speed	Sect-2	Speed	Sect-3	Speed	TopSpeed	laptime pit	lap	Sect-1	Speed	Sect-2	Speed	Sect-3	Speed	Topspeed	laptime pit

85 Chris Lillingstone-Price (C)									Chevron B40								
lap	Sect-1	Speed	Sect-2	Speed	Sect-3	Speed	TopSpeed	laptime pit	lap	Sect-1	Speed	Sect-2	Speed	Sect-3	Speed	Topspeed	laptime pit
1				130.5	13.912	117.9		1:37.822	13	19.883	131.5	37.978	134.4	12.668	123.3		1:10.529
2	20.943	122.3	38.334	134.1	13.023	122.4		1:12.300	14	19.628	138.2	36.131	136.3	<u>12.284</u>	124.7		1:08.043
3	20.313	132.3	37.071	136.3	12.754	122.2		1:10.138	15	19.549	138.2	36.595	137.4	12.677	123.8		1:08.821
4	20.673	119.3	37.546	134.9	12.736	122.2		1:10.955	16	19.372	<u>139.6</u>	36.063	137.7	12.534	<u>125.2</u>		1:07.969
5	20.337	123.4	37.350	134.9	12.706	122.6		1:10.393	17	19.621	129.3	37.134	138.3	12.551	122.9		1:09.306
6	20.485	134.7	37.080	135.5	12.597	123.1		1:10.162	18	19.500	137.4	37.686	<u>138.8</u>	13.450	122.9		1:10.636
7	20.055	128.3	38.335	133.6	12.776	122.0		1:11.166	19	19.525	128.5	37.527	138.3	12.655	124.0		1:09.707
8	19.743	131.8	36.477	135.7	12.607	122.9		1:08.827	20	20.175	126.6	36.848	135.2	12.336	124.2		1:09.359
9	19.658	137.7	36.249	136.6	12.727	122.2		1:08.634	21	19.487	137.9	36.133	135.2	12.781	124.0		1:08.401
10	19.798	135.7	36.495	136.3	12.595	122.0		1:08.888	22	19.531	132.6	36.470	135.2	12.646	122.6		1:08.647
11	19.830	134.1	36.395	136.6	12.894	121.8		1:09.119	23	20.026	136.3	37.286	133.3	12.743	120.9		1:10.055
12	19.566	134.7	37.438	<u>138.8</u>	12.654	122.0		1:09.658	24								



**Session Start: 15:33:04 - Finish: 15:59:05**  
**Weather/Track Conditions: Cloudy / Dry**  
**Circuit: Donington Park National**  
**Track Length: 3.185 Km - 1.9791 miles**



# Donington Historic Festival - 30 Apr - 2 May 2016

## HSCC Historic Formula 2 International Series

### Race 8 - Sector Analysis

122 Mark Dwyer (C)									March 742										
lap	Sect-1	Speed	Sect-2	Speed	Sect-3	Speed	TopSpeed	laptime	pit	lap	Sect-1	Speed	Sect-2	Speed	Sect-3	Speed	Topspeed	laptime	pit
1				130.7	12.855	120.2		1:19.688		2	20.342	121.7	39.073	129.7				1:17.393	

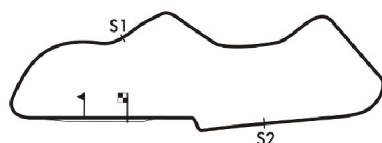


# Donington Historic Festival - 30 Apr - 2 May 2016

## HSCC Historic Formula 2 International Series

### Race 8 - Best Sector Times

POS	NO	DRIVER/S	Sector 1			Sector 2			Sector 3			IDEAL LAP	BEST LAP	On
			TIME	LAP	POS	TIME	LAP	POS	TIME	LAP	POS			
1	54	Andrew Smith	19.293	13	1	34.836	13	1	11.725	13	1	1:05.854	<b>1:05.854</b>	<b>13</b>
2	13	Dean Forward	19.552	6	3	35.791	8	2	12.125	1	2	1:07.468	<b>1:08.188</b>	<b>6</b>
3	85	Chris Lillingstone-Price	19.372	16	2	36.063	16	3	12.284	14	4	1:07.719	<b>1:07.969</b>	<b>16</b>
4	1	Robert Simac	19.833	15	4	36.807	15	5	12.311	14	5	1:08.951	<b>1:09.539</b>	<b>12</b>
5	9	Frazer Gibney	19.913	12	6	36.264	19	4	12.249	10	3	1:08.426	<b>1:09.304</b>	<b>12</b>
6	22	Alain Lagache	20.150	14	10	36.848	15	6	12.510	7	8	1:09.508	<b>1:10.353</b>	<b>9</b>
7	64	James King	19.938	21	7	36.945	14	7	12.704	17	11	1:09.587	<b>1:09.986</b>	<b>14</b>
8	39	Martin Bullock	19.894	22	5	37.081	22	9	12.571	14	9	1:09.546	<b>1:09.728</b>	<b>14</b>
9	3	Luciano Arnold	20.006	12	8	37.628	21	12	12.421	21	6	1:10.055	<b>1:10.316</b>	<b>12</b>
10	33	Matthew Wrigley	20.564	9	14	37.523	9	11	12.429	8	7	1:10.516	<b>1:10.752</b>	<b>8</b>
11	17	Michael Bletsoe-Brown	20.325	12	11	37.521	20	10	13.082	21	15	1:10.928	<b>1:11.438</b>	<b>20</b>
12	32	Steve Seaman	20.486	13	13	37.895	20	13	13.090	17	16	1:11.471	<b>1:11.848</b>	<b>17</b>
13	50	Paul Bason	20.838	16	17	37.990	13	14	13.081	13	14	1:11.909	<b>1:12.167</b>	<b>13</b>
14	8	Klaus Bergs	20.722	11	16	38.893	20	16	13.158	11	17	1:12.773	<b>1:13.086</b>	<b>20</b>
15	18	Gwyn Pollard	20.653	21	15	38.257	20	15	13.030	20	13	1:11.940	<b>1:12.648</b>	<b>20</b>
16	30	Daniel Daly	20.122	11	9	37.070	13	8	12.600	5	10	1:09.792	<b>1:10.127</b>	<b>13</b>
17	122	Mark Dwyer	20.342	2	12	39.073	2	17	12.855	1	12	1:12.270		
18	10	Richard Ellingworth	25.561	1	18	46.815	1	18	1:10.737	0	18	2:23.113		
19	65	Jamie Brshaw												



**Session Start: 15:33:04 - Finish: 15:59:05**  
**Weather/Track Conditions: Cloudy / Dry**  
**Circuit: Donington Park National**  
**Track Length: 3.185 Km - 1.9791 miles**

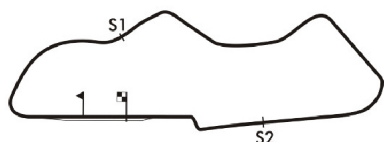


# Donington Historic Festival - 30 Apr - 2 May 2016

## HSCC Historic Formula 2 International Series

### Race 8 - Best Sector Speeds

	NO	SECTOR 1	MPH	NO	SECTOR 2	MPH	NO	SECTOR 3	MPH
1	54	Andrew Smith	140.5	85	Chris Lillingstone-Price	138.8	13	Dean Forward	126.1
2	85	Chris Lillingstone-Price	139.6	1	Robert Simac	138.0	85	Chris Lillingstone-Price	125.2
3	13	Dean Forward	135.5	9	Frazer Gibney	137.1	30	Daniel Daly	124.7
4	3	Luciano Arnold	133.6	13	Dean Forward	136.6	54	Andrew Smith	122.9
5	64	James King	133.3	30	Daniel Daly	136.0	9	Frazer Gibney	122.6
6	22	Alain Lagache	132.6	39	Martin Bullock	134.4	1	Robert Simac	122.4
7	9	Frazer Gibney	131.3	64	James King	133.9	39	Martin Bullock	121.3
8	30	Daniel Daly	130.5	54	Andrew Smith	133.3	122	Mark Dwyer	120.2
9	39	Martin Bullock	128.8	22	Alain Lagache	132.0	64	James King	119.4
10	33	Matthew Wrigley	126.4	32	Steve Seaman	132.0	3	Luciano Arnold	119.0
11	1	Robert Simac	125.0	17	Michael Bletsoe-Brown	131.8	17	Michael Bletsoe-Brown	118.5
12	18	Gwyn Pollard	124.8	122	Mark Dwyer	130.7	32	Steve Seaman	118.3
13	17	Michael Bletsoe-Brown	123.9	3	Luciano Arnold	130.2	22	Alain Lagache	117.3
14	50	Paul Bason	123.6	50	Paul Bason	129.5	50	Paul Bason	115.3
15	32	Steve Seaman	123.2	8	Klaus Bergs	127.3	8	Klaus Bergs	115.1
16	8	Klaus Bergs	122.7	18	Gwyn Pollard	125.6	33	Matthew Wrigley	114.3
17	122	Mark Dwyer	121.7	33	Matthew Wrigley	123.1	18	Gwyn Pollard	113.9
18	10	Richard Ellingworth	104.6	10	Richard Ellingworth	85.4	10	Richard Ellingworth	47.1
19	65	Jamie Brashaw	0.0	65	Jamie Brashaw	0.0	65	Jamie Brashaw	0.0



**Session Start: 15:33:04 - Finish: 15:59:05**  
**Weather/Track Conditions: Cloudy / Dry**  
**Circuit: Donington Park National**  
**Track Length: 3.185 Km - 1.9791 miles**

# Donington Historic Festival - 30 Apr - 2 May 2016

## HSCC Historic Formula 2 International Series

### Race 8 - Lap Chart

Lap 1			Lap 2			Lap 3			Lap 4			Lap 5			Lap 6		
NO	Behind	Laptime	NO	Behind	Laptime	NO	Behind	Laptime	NO	Behind	Laptime	NO	Behind	Laptime	NO	Behind	Laptime
13		1:12.956	13		1:08.215	54		1:07.974	54		1:06.927	54		1:06.429	54		1:06.610
54	0.277	1:13.233	54	0.175	1:08.113	13	0.215	1:08.364	13	2.324	1:09.036	13	4.316	1:08.421	13	5.894	1:08.188
22	3.433	1:16.389	22	6.153	1:10.935	22	9.129	1:11.125	22	13.175	1:10.973	22	17.131	1:10.385	22	22.051	1:11.530
3	5.476	1:18.432	3	8.715	1:11.454	3	12.609	1:12.043	3	17.407	1:11.725	3	22.054	1:11.076	9	26.807	1:10.709
9	5.819	1:18.775	9	9.204	1:11.600	9	13.702	1:12.647	9	17.813	1:11.038	9	22.708	1:11.324	3	27.029	1:11.585
30	6.389	1:19.345	30	10.828	1:12.654	30	14.315	1:11.636	30	18.973	1:11.585	1	23.225	1:10.674	1	27.352	1:10.737
122	6.732	1:19.688	1	11.526	1:12.210	1	14.948	1:11.571	1	18.980	1:10.959	30	23.813	1:11.269	64	31.628	1:11.168
1	7.531	1:20.487	39	12.152	1:12.198	39	16.414	1:12.411	64	21.677	1:11.756	64	27.070	1:11.822	39	32.586	1:11.765
39	8.169	1:21.125	64	12.532	1:12.084	64	16.848	1:12.465	39	22.203	1:12.716	39	27.431	1:11.657	33	38.424	1:12.760
64	8.663	1:21.619	17	14.595	1:13.365	17	19.373	1:12.927	17	25.719	1:13.273	17	31.959	1:12.669	17	40.548	1:15.199
17	9.445	1:22.401	33	14.950	1:12.464	33	19.661	1:12.860	33	26.077	1:13.343	33	32.274	1:12.626	85	42.484	1:10.162
33	10.701	1:23.657	122	15.910	1:17.393	50	27.524	1:15.183	50	33.973	1:13.376	85	38.932	1:10.393	50	50.939	1:14.941
18	11.648	1:24.604	50	20.490	1:16.269	18	29.577	1:16.769	85	34.968	1:10.955	50	42.608	1:15.064	32	56.359	1:14.543
50	12.436	1:25.392	18	20.957	1:17.524	32	29.924	1:15.535	18	39.129	1:16.479	32	48.426	1:14.651	8	1:01.321	1:17.704
8	13.771	1:26.727	32	22.538	1:15.431	85	30.940	1:10.138	32	40.204	1:17.207	18	49.933	1:17.233	18	1:02.383	1:19.060
32	15.322	1:28.278	8	23.168	1:17.612	8	32.095	1:17.076	8	41.345	1:16.177	8	50.227	1:15.311			
85	24.866	1:37.822	85	28.951	1:12.300												
10	28.347	1:41.303															

Session Start: 15:33:04 - Finish: 15:59:05

Weather/Track Conditions: Cloudy / Dry

Circuit: Donington Park National

Track Length: 3.185 Km - 1.9791 miles

# Donington Historic Festival - 30 Apr - 2 May 2016

## HSCC Historic Formula 2 International Series

### Race 8 - Lap Chart

Lap 7			Lap 8			Lap 9			Lap 10			Lap 11			Lap 12		
NO	Behind	Laptime	NO	Behind	Laptime	NO	Behind	Laptime	NO	Behind	Laptime	NO	Behind	Laptime	NO	Behind	Laptime
54		1:07.098	54		1:08.910	54		1:07.594	54		1:06.945	54		1:06.200	54		1:06.665
13	7.901	1:09.105	8	1 LAP	1:16.159	32	1 LAP	1:14.761	50	1 LAP	1:13.606	50	1 LAP	1:13.259	17	1 LAP	1:13.432
22	26.326	1:11.373	18	1 LAP	1:17.851	13	8.198	1:08.506	32	1 LAP	1:14.165	13	12.571	1:08.762	50	1 LAP	1:12.593
9	32.986	1:13.277	13	7.286	1:08.295	8	1 LAP	1:15.439	13	10.009	1:08.756	32	1 LAP	1:14.266	13	14.701	1:08.795
1	33.333	1:13.079	22	28.706	1:11.290	18	1 LAP	1:16.354	8	1 LAP	1:14.652	8	1 LAP	1:14.499	32	1 LAP	1:13.339
64	35.794	1:11.264	9	34.527	1:10.451	22	31.465	1:10.353	18	1 LAP	1:14.240	18	1 LAP	1:14.493	8	1 LAP	1:13.611
3	36.305	1:16.374	1	35.305	1:10.882	9	36.859	1:09.926	30	4 LAPS	5:41.989	30	4 LAPS	1:14.206	18	1 LAP	1:14.000
39	36.871	1:11.383	64	38.274	1:11.390	1	37.449	1:09.738	22	34.912	1:10.392	22	39.609	1:10.897	30	4 LAPS	1:12.417
33	42.336	1:11.010	3	39.111	1:11.716	64	41.001	1:10.321	9	39.340	1:09.426	9	43.107	1:09.967	22	44.370	1:11.426
85	46.552	1:11.166	39	39.668	1:11.707	3	42.280	1:10.763	1	40.179	1:09.675	1	43.608	1:09.629	9	45.746	1:09.304
17	47.788	1:14.338	33	44.178	1:10.752	39	43.015	1:10.941	64	44.213	1:10.157	64	48.069	1:10.056	1	46.482	1:09.539
50	57.998	1:14.157	85	46.469	1:08.827	85	47.509	1:08.634	3	46.418	1:11.083	3	50.926	1:10.708	64	51.509	1:10.105
32	1:04.063	1:14.802	17	51.578	1:12.700	33	48.244	1:11.660	39	47.186	1:11.116	39	51.603	1:10.617	3	54.577	1:10.316
			50	1:02.401	1:13.313	17	57.111	1:13.127	85	49.452	1:08.888	85	52.371	1:09.119	85	55.364	1:09.658
									33	52.644	1:11.345	33	57.420	1:10.976	39	55.812	1:10.874
									17	1:03.493	1:13.327				33	1:02.232	1:11.477

**Session Start: 15:33:04 - Finish: 15:59:05**

**Weather/Track Conditions: Cloudy / Dry**

**Circuit: Donington Park National**

**Track Length: 3.185 Km - 1.9791 miles**

# Donington Historic Festival - 30 Apr - 2 May 2016

## HSCC Historic Formula 2 International Series

### Race 8 - Lap Chart

Lap 13			Lap 14			Lap 15			Lap 16			Lap 17			Lap 18		
NO	Behind	Laptime	NO	Behind	Laptime	NO	Behind	Laptime	NO	Behind	Laptime	NO	Behind	Laptime	NO	Behind	Laptime
54		1:05.854	54		1:06.828	54		1:07.153	54		1:07.902	54		1:08.476	54		1:09.603
17	1 LAP	1:11.594	33	1 LAP	1:11.454	33	1 LAP	1:11.959	3	1 LAP	1:10.973	39	1 LAP	1:10.815	8	2 LAPS	1:15.591
13	18.921	1:10.074	17	1 LAP	1:12.681	17	1 LAP	1:12.525	33	1 LAP	1:11.843	3	1 LAP	1:11.271	18	2 LAPS	1:15.786
50	1 LAP	1:12.740	13	21.696	1:09.603	13	24.280	1:09.737	13	25.861	1:09.483	33	1 LAP	1:11.311	39	1 LAP	1:10.659
32	1 LAP	1:13.404	50	1 LAP	1:12.167	50	1 LAP	1:13.762	17	1 LAP	1:13.133	13	27.039	1:09.654	3	1 LAP	1:10.958
8	1 LAP	1:14.593	32	1 LAP	1:12.175	32	1 LAP	1:13.109	50	1 LAP	1:14.256	17	1 LAP	1:11.553	33	1 LAP	1:11.578
18	1 LAP	1:13.405	8	1 LAP	1:14.251	8	1 LAP	1:14.114	32	1 LAP	1:13.025	50	1 LAP	1:12.436	13	26.942	1:09.506
30	4 LAPS	1:11.823	18	1 LAP	1:12.834	30	4 LAPS	1:10.244	30	4 LAPS	1:10.878	32	1 LAP	1:12.087	17	1 LAP	1:11.570
22	49.140	1:10.624	30	4 LAPS	1:11.171	22	56.544	1:10.400	1	1:00.867	1:12.163	30	4 LAPS	1:10.127	50	1 LAP	1:14.798
9	49.738	1:09.846	22	53.297	1:10.985	1	56.606	1:09.699	9	1:01.311	1:11.841	1	1:02.100	1:09.709	32	1 LAP	1:11.848
1	50.277	1:09.649	1	54.060	1:10.611	9	57.372	1:09.834	22	1:01.963	1:13.321	9	1:02.538	1:09.703	30	4 LAPS	1:11.940
64	56.360	1:10.705	9	54.691	1:11.781	18	1 LAP	1:16.275	85	1:02.989	1:07.969	85	1:03.819	1:09.306	1	1:03.610	1:11.113
85	1:00.039	1:10.529	64	59.518	1:09.986	85	1:02.922	1:08.821	8	1 LAP	1:16.579	22	1:04.533	1:11.046	85	1:04.852	1:10.636
39	1:00.771	1:10.813	85	1:01.254	1:08.043	64	1:03.571	1:11.206	18	1 LAP	1:13.511	64	1:09.158	1:11.653	9	1:05.570	1:12.635
3	1:01.363	1:12.640	39	1:03.671	1:09.728	39	1:06.779	1:10.261	64	1:05.981	1:10.312				22	1:06.382	1:11.452
			3	1:05.203	1:10.668												

**Session Start: 15:33:04 - Finish: 15:59:05**

**Weather/Track Conditions: Cloudy / Dry**

**Circuit: Donington Park National**

**Track Length: 3.185 Km - 1.9791 miles**

# Donington Historic Festival - 30 Apr - 2 May 2016

## HSCC Historic Formula 2 International Series

### Race 8 - Lap Chart

Lap 19			Lap 20			Lap 21			Lap 22			Lap 23		
NO	Behind	Laptime	NO	Behind	Laptime	NO	Behind	Laptime	NO	Behind	Laptime	NO	Behind	Laptime
54		1:07.234	54		1:08.569	54		1:08.645	54		1:09.807	54		1:09.072
64	1 LAP	1:11.582	22	1 LAP	1:10.699	30	5 LAPS	1:11.876	50	2 LAPS	1:17.509	32	2 LAPS	1:13.181
39	1 LAP	1:10.700	64	1 LAP	1:10.608	1	1 LAP	1:10.870	1	1 LAP	1:09.976	1	1 LAP	1:10.126
8	2 LAPS	1:14.359	39	1 LAP	1:10.202	9	1 LAP	1:10.821	9	1 LAP	1:09.872	9	1 LAP	1:10.257
3	1 LAP	1:11.518	3	1 LAP	1:11.463	22	1 LAP	1:10.381	22	1 LAP	1:12.379	22	1 LAP	1:11.837
18	2 LAPS	1:15.460	8	2 LAPS	1:14.163	64	1 LAP	1:10.126	30	5 LAPS	1:14.855	30	5 LAPS	1:11.808
33	1 LAP	1:11.349	18	2 LAPS	1:12.854	39	1 LAP	1:10.091	64	1 LAP	1:10.014	64	1 LAP	1:10.977
13	29.693	1:09.985	33	1 LAP	1:11.092	3	1 LAP	1:10.550	39	1 LAP	1:09.935	39	1 LAP	1:10.257
17	1 LAP	1:11.938	13	31.271	1:10.147	8	2 LAPS	1:13.884	3	1 LAP	1:10.413	50	2 LAPS	1:21.220
50	1 LAP	1:14.272	17	1 LAP	1:12.511	18	2 LAPS	1:15.038	8	2 LAPS	1:13.086	3	1 LAP	1:10.613
32	1 LAP	1:12.655	50	1 LAP	1:13.942	33	1 LAP	1:11.406	18	2 LAPS	1:12.648	8	2 LAPS	1:13.823
30	4 LAPS	1:11.362	32	1 LAP	1:13.510	13	33.496	1:10.870	33	1 LAP	1:11.083	33	1 LAP	1:11.903
85	1:07.325	1:09.707	85	1:08.115	1:09.359	17	1 LAP	1:11.438	13	34.443	1:10.754	18	2 LAPS	1:15.557
1	1:07.916	1:11.540				32	1 LAP	1:11.959	17	1 LAP	1:11.613	13	35.866	1:10.495
9	1:08.550	1:10.214				85	1:07.871	1:08.401	85	1:06.711	1:08.647	17	1 LAP	1:12.224
												85	1:07.694	1:10.055

Session Start: 15:33:04 - Finish: 15:59:05

Weather/Track Conditions: Cloudy / Dry

Circuit: Donington Park National

Track Length: 3.185 Km - 1.9791 miles

# Donington Historic Festival - 30 Apr - 2 May 2016

## Historic Touring Car Challenge incorporating the Tony Dron Trophy

### Race - Classification - Amended

Sheet No:

POS	NO	DRIVER/S	CLASS	CLASS POS	CAR MAKE / MODEL	TIME	LAPS	GAP	DIFF	MPH	BEST	ON
1	3	Soper-Ward	H2C	1	Ford Broadspeed Capri	51:06.519	35	-- 35 laps		81.31	1:16.162	4
2	10	Smith-Cuff	H4B	1	BMW M3 E30	52:09.936	35	1:03.417	1:03.417	79.67	1:15.976	3
3	34	Watts-Swift	H3B	1	MG Metro Turbo	52:38.856	34	-- 34 laps	2:05.918	76.68	1:19.848	2
4	55	Mullen-Blakeney-Edwards	H2C	2	BMW 3.0 CSL	52:01.708	33	-- 33 laps	1:08.610	75.31	1:22.121	9
5	42	Tom Pochciol	H2C	3	Ford Capri	52:37.205	33	35.497	35.497	74.47	1:18.398	3
6	66	Whale H-Whale N	H4B	2	BMW M3 E30	52:54.297	33	52.589	17.092	74.07	1:17.478	8
7	75	Thibaut-Mestdagh	H2C	4	BMW 3.0 CSL	52:55.008	33	53.300	0.711	74.05	1:16.922	13
8	68	Mark Wright	H2B	1	Ford Escort RS1800	51:16.367	32	-- 32 laps	15.139	74.10	1:17.369	3
9	7	Garrett-Hall	H3C	1	Rover SD1	51:18.670	32	2.303	2.303	74.05	1:21.804	5
10	74	Bruce-Harvey	T2C	1	Rover SD1	51:23.503	32	7.136	4.833	73.94	1:24.464	12
11	31	Les Ely	H2B	2	BMW 2000	51:28.224	32	11.857	4.721	73.83	1:25.437	8
12	1	Gary Feakins	T2C	2	Ford Capri	51:30.420	32	14.053	2.196	73.77	1:23.153	12
13	21	Bryant G-Bryant O	T2D	1	Chevrolet Camaro Z28	51:31.710	32	15.343	1.290	73.74	1:23.139	10
14	14	Richard Meins	T2C	3	Ford Capri 3.0S	52:04.896	32	48.529	33.186	72.96	1:24.612	12
15	12	Brindle-Greensall	T2C	4	Rover SD1 Triplex	52:05.581	32	49.214	0.685	72.94	1:24.454	12
16	15	Henry Mann	H1A	1	Ford Escort Mk1	52:07.658	32	51.291	2.077	72.89	1:22.619	10
17	41	Hanson-Pochciol	T2C	5	Ford Capri	52:24.801	32	1:08.434	17.143	72.50	1:23.768	14
18	9	Clark-Neal	T2D	2	Chevrolet Camaro	52:31.681	32	1:15.314	6.880	72.33	1:25.336	4
19	20	Blackburn-Keen	H2C	5	Ford Capri	52:34.969	31	-- 31 laps	1:50.036	70.00	1:25.984	6
20	123	Ric Wood	H2C	6	Ford Capri	52:36.992	31	2.023	2.023	69.96	1:22.160	7
21	43	Snowdon-Guest	HIN	1	Alfa Romeo GTV6	52:43.781	31	8.812	6.789	69.80	1:26.183	5
22	65	Tom Pead	H2A	1	BMW 1600Ti	51:15.370	30	-- 30 laps	28.355	69.49	1:28.631	11
23	19	Peter Mallett	T2C	6	Rover SD1 3500S	51:38.032	30	22.662	22.662	68.99	1:29.775	13
24	24	Robert Crofton	HIN	2	Datsun 240Z	52:00.529	30	45.159	22.497	68.49	1:32.634	3
25	81	Whitaker-Reuben	T2C	7	Ford Capri	52:23.556	30	1:08.186	23.027	67.99	1:24.754	6
26	32	Bill Cutler	H2C	7	BMW 535	52:24.486	30	1:09.116	0.930	67.97	1:25.781	7
27	25	Adrian Brady	H2C	8	BMW 3.0 CSL	52:46.050	30	1:30.680	21.564	67.51	1:22.284	8
28	27	Richard Postins	H3C	2	Austin Rover	44:24.893	29	-- 29 laps		77.53	1:20.792	6
29	11	Allen-Roberts	T1B	1	Alfa Romeo 2000 GTV	51:15.882	29	6:50.989	6:50.989	67.17	1:33.382	10
30	22	Edwards J-Edwards A	T1B	2	Triumph Dolomite Sprint	51:51.574	29	7:26.681	35.692	66.40	1:33.803	12
31	46	Lillywhite-Bennett-Baggs	T1B	3	Triumph Dolomite Sprint	51:52.684	29	7:27.791	1.110	66.37	1:33.816	2
32	53	Green-Caton	H2C	9	Ford Capri	39:26.404	23	-- 23 laps		69.25	1:22.744	4
33	4	Chris Williams	H3C	3	Rover SD1	20:30.388	14	-- 14 laps		81.06	1:23.259	13
34	18	James Thorpe	H2B	3	BMW 2002	17:03.798	10	-- 10 laps	2:28.143	69.59	1:22.484	6
35	44	Morris-Shephard	T2B	1	Volkswagen Golf GTi	7:27.890	5	-- 5 laps --	18.311	79.54	1:26.723	5
36	16	Smith-Young	HIN	3	Datsun 240Z	21:52.632	3	-- 3 laps --	17:18.72	16.28		
37	37	Mike Luck	H2B	4	BMW 2002ti	1:57.273	1	-- 1 laps --		60.75		
38	26	White-Bussell	H3C	4	Rover Vitesse							
39	63	Steve Jones	T2A	1	Mini 1275GT							
40	71	Hart-Shepherd	H3B	2	Renault 5 GT Turbo							

----- FASTEST LAP SUMMARY -----

NO	DRIVER/S	CLASS	CAR MAKE / MODEL	FASTEST LAP	ON	MPH
10	Smith-Cuff	H4B	BMW M3 E30	1:15.976	3	93.77

Session Start: 14:59:34 - Finish: 15:50:37

Weather/Track Conditions: Cloud / Drying

Circuit: Donington Park National

Track Length: 3.185 Km - 1.9791 miles

These results are provisional until the conclusion of any judicial and technical matters.

Clerk of the Course:  <p style="text-align: center;">Julian Floyd</p>	Timekeeper:  <p style="text-align: center;">Nick Palmer</p>	Posted at:
-----------------------------------------------------------------------------	-------------------------------------------------------------------	------------



## Donington Historic Festival - 30 Apr - 2 May 2016

### Historic Touring Car Challenge incorporating the Tony Dron Trophy

#### Race - Classification - Amended

<b>Sheet No:</b>
------------------

3	Soper-Ward	H2C	Ford Broadspeed Capri	1:16.162	4	93.55
68	Mark Wright	H2B	Ford Escort RS1800	1:17.369	3	92.09
34	Watts-Swift	H3B	MG Metro Turbo	1:19.848	2	89.23
27	Richard Postins	H3C	Austin Rover	1:20.792	6	88.18
15	Henry Mann	H1A	Ford Escort Mk1	1:22.619	10	86.23
21	Bryant G-Bryant O	T2D	Chevrolet Camaro Z28	1:23.139	10	85.70
1	Gary Feakins	T2C	Ford Capri	1:23.153	12	85.68
43	Snowdon-Guest	HIN	Alfa Romeo GTV6	1:26.183	5	82.67
44	Morris-Shephard	T2B	Volkswagen Golf GTi	1:26.723	5	82.15
65	Tom Pead	H2A	BMW 1600Ti	1:28.631	11	80.39
11	Allen-Roberts	T1B	Alfa Romeo 2000 GTV	1:33.382	10	76.30
63	Steve Jones	T2A	Mini 1275GT			

*Session Start: 14:59:34 - Finish: 15:50:37*

*Weather/Track Conditions: Cloud / Drying*

*Circuit: Donington Park National*

*Track Length: 3.185 Km - 1.9791 miles*

These results are provisional until the conclusion of any judicial and technical matters.

Clerk of the Course:  <div style="text-align: right;">Julian Floyd</div>	Timekeeper:  <div style="text-align: right;">Nick Palmer</div>	Posted at:
--------------------------------------------------------------------------------	----------------------------------------------------------------------	------------

# Donington Historic Festival - 30 Apr - 2 May 2016

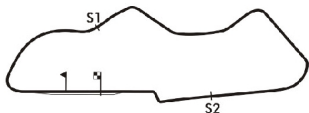
## Historic Touring Car Challenge incorporating the Tony Dron Trophy

### Race - Sector Analysis

1 Gary Feakins (T2C)									Ford Capri								
lap	Sect-1	Speed	Sect-2	Speed	Sect-3	Speed	TopSpeed	laptime pit	lap	Sect-1	Speed	Sect-2	Speed	Sect-3	Speed	Topspeed	laptime pit
1				111.7	14.996	99.9		1:35.858	17	25.629	95.9	46.624	107.0	16.000	95.9		1:28.253
2	23.834	105.9	45.057	113.4	16.361	97.2		1:25.252	18	26.187	88.1	50.438	97.2	18.469	88.6		1:35.094
3	24.813	104.8	44.949	113.5	16.599	97.4		1:26.361	19	27.767	87.6	51.676	98.6	17.672	87.3		1:37.115
4	24.125	101.5	45.583	114.1	22.971	92.1		1:32.679	20	29.597	75.5	56.331	93.6	18.392	86.5		1:44.320
5	24.517	96.2	45.246	112.8	15.017	98.9		1:24.780	21	29.961	78.1	55.700	96.7	18.280	89.7		1:43.941
6	23.836	104.0	44.325	114.1	15.223	100.8		1:23.384	22	29.030	78.5	54.570	103.9	18.078	93.9		1:41.678
7	23.946	103.3	44.669	114.1	15.412	97.4		1:24.027	23	28.880	80.3	55.747	94.8	18.467	94.0		1:43.094
8	25.284	104.8	44.943	114.9	16.907	96.9		1:27.134	24	28.891	82.6	56.101	104.4	18.451	92.9		1:43.443
9	24.112	101.2	45.202	108.3	16.479	99.2		1:25.793	25	29.920	77.5	56.144	102.0	18.044	91.2		1:44.108
10	24.127	99.6	46.252	113.7	15.104	102.2		1:25.483	26	28.637	78.2	56.603	96.1	18.141	89.1		1:43.381
11	24.022	106.1	45.285	113.2	14.898	100.9		1:24.205	27	29.460	78.5	58.055	101.4	18.889	89.7		1:46.404
12	23.877	106.6	44.329	112.6	14.947	100.9		1:23.153	28	29.021	78.5	56.770	104.1	18.231	88.4		1:44.022
13	23.894	106.9	44.613	112.6	15.019	101.1		1:23.526	29	29.047	79.3	56.833	98.4	19.155	93.0		1:45.035
14	23.840	106.6	44.431	113.2	14.972	100.9		1:23.243	30	29.002	77.4	57.808	101.9	18.788	91.4		1:45.598
15	23.954	104.5	44.819	112.8				1:26.850	31	29.232	79.8	56.543	104.4	18.480	89.7		1:44.255
16	Out	101.5	45.643	110.7	15.528	95.9		2:44.209 P	32	29.203	77.4	57.340	105.4	18.199	91.0		1:44.742

3 Soper-Ward (H2C)									Ford Broadspeed Capri								
lap	Sect-1	Speed	Sect-2	Speed	Sect-3	Speed	TopSpeed	laptime pit	lap	Sect-1	Speed	Sect-2	Speed	Sect-3	Speed	Topspeed	laptime pit
1				119.4	14.253	111.1		1:23.525	19	23.184	107.6	41.719	114.1	14.073	111.5		1:18.976
2	22.278	109.5	41.085	121.1	14.299	111.8		1:17.662	20	23.603	99.6	43.188	115.1	14.326	110.4		1:21.117
3	22.456	110.2	40.265	119.4	13.905	112.4		1:16.626	21	25.921	87.3	46.546	118.1	16.274	100.0		1:28.741
4	22.058	109.9	40.189	116.3	13.915	111.8		1:16.162	22	24.982	91.4	43.780	118.1				1:26.147
5	22.377	106.1	40.935	110.2	13.799	111.3		1:17.111	23	Out	78.4	50.088	113.2	16.225	101.9		3:40.947 P
6	22.477	109.2	40.459	114.5	14.551	110.7		1:17.487	24	25.850	88.9	49.547	115.9	16.362	100.2		1:31.759
7	22.325	108.1	40.130	124.9	14.146	110.7		1:16.601	25	26.911	87.0	50.500	112.2	17.185	101.9		1:34.596
8	21.995	110.9	41.086	117.9	14.099	112.2		1:17.180	26	25.488	97.0	49.400	114.5	16.390	99.2		1:31.278
9	22.208	111.8	40.070	121.8	14.658	108.3		1:16.936	27	25.574	92.6	49.337	117.3	16.617	102.6		1:31.528
10	22.376	109.3	43.479	118.1	14.167	87.1		1:20.022	28	25.951	89.4	50.004	116.7	16.943	100.8		1:32.898
11	21.929	109.5	40.016	122.6	14.806	110.7		1:16.751	29	25.839	93.2	49.513	117.9	18.114	105.2		1:33.466
12	22.198	110.9	40.138	117.9	13.924	108.6		1:16.260	30	25.522	91.0	49.214	114.9	16.234	110.9		1:30.970
13	21.982	106.9	42.533	116.9	13.686	110.0		1:18.201	31	25.593	86.7	50.210	117.5	15.809	113.5		1:31.612
14	22.309	109.3	41.088	117.1	13.764	110.7		1:17.161	32	26.120	90.4	50.816	114.7	15.831	112.8		1:32.767
15	22.248	109.9	40.705	119.4	15.491	106.4		1:18.444	33	25.497	90.2	50.878	108.3	18.339	98.9		1:34.714
16	22.801	108.1	41.217	115.9	13.959	110.2		1:17.977	34	26.388	92.6	49.844	115.5	15.780	104.9		1:32.012
17	22.397	106.6	41.503	115.3	14.066	110.6		1:17.966	35	25.315	90.3	50.706	114.9	16.000	109.7		1:32.021
18	23.135	99.3	40.914	118.5	14.849	106.9		1:18.898	36								

4 Chris Williams (H3C)									Rover SD1								
lap	Sect-1	Speed	Sect-2	Speed	Sect-3	Speed	TopSpeed	laptime pit	lap	Sect-1	Speed	Sect-2	Speed	Sect-3	Speed	Topspeed	laptime pit
1				112.2	15.954	96.2		1:32.423	8	25.594	102.1	45.087	111.1	16.422	83.7		1:27.103
2	25.560	95.2	45.401	109.8	16.017	76.8		1:26.978	9	24.968	106.9	45.031	106.5	16.428	77.2		1:26.427
3	27.755	103.2	44.432	110.4	16.800	88.9		1:28.987	10	28.270	104.9	46.166	109.8	15.135	95.9		1:29.571
4	24.853	104.3	45.224	110.7	15.778	80.5		1:25.855	11	24.007	110.9	43.803	106.5	15.493	94.3		1:23.303
5	26.608	108.6	44.236	111.7	16.604	84.6		1:27.448	12	24.884	104.0	46.075	110.4	14.819	97.7		1:25.778
6	25.919	100.6	44.690	111.3	15.780	85.3		1:26.389	13	24.014	105.1	43.741	112.2	15.504	87.3		1:23.259
7	25.309	104.9	43.849	112.0	15.316	96.9		1:24.474	14	24.444	109.9	51.637	48.2				1:42.393



**Session Start: 14:59:34 - Finish: 15:50:37**  
**Weather/Track Conditions: Cloud / Drying**  
**Circuit: Donington Park National**  
**Track Length: 3.185 Km - 1.9791 miles**

# Donington Historic Festival - 30 Apr - 2 May 2016

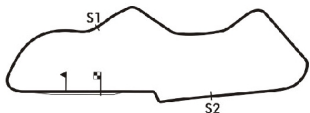
## Historic Touring Car Challenge incorporating the Tony Dron Trophy

### Race - Sector Analysis

7 Garrett-Hall (H3C)									Rover SD1									
lap	Sect-1	Speed	Sect-2	Speed	Sect-3	Speed	TopSpeed	laptime pit	lap	Sect-1	Speed	Sect-2	Speed	Sect-3	Speed	Topspeed	laptime pit	
1				110.6	15.040	99.8		1:25.730	17	Out	86.7	46.016	115.3	14.866	<u>102.8</u>		2:51.655	P
2	24.107	105.9	42.944	115.3	14.883	97.4		1:21.934	18	27.106	80.8	50.255	105.7	18.115	97.3		1:35.476	
3	24.195	101.8	43.690	114.3	14.907	99.8		1:22.792	19	26.802	88.4	47.587	109.0	18.591	84.6		1:32.980	
4	24.275	99.9	43.261	112.6	14.807	98.3		1:22.343	20	27.952	85.9	53.286	103.9	17.394	94.7		1:38.632	
5	<u>23.821</u>	<u>102.0</u>	43.234	113.2	<u>14.749</u>	98.9		<u>1:21.804</u>	21	27.853	87.5	54.135	99.2	17.340	94.6		1:39.328	
6	24.156	<u>106.8</u>	<u>42.851</u>	<u>115.5</u>	14.980	100.2		1:21.987	22	28.612	82.7	52.554	104.2	16.972	97.0		1:38.138	
7	24.426	94.3	46.338	113.9	14.928	98.4		1:25.692	23	28.327	86.1	55.028	100.8	17.382	94.0		1:40.737	
8	24.446	101.5	43.120	112.8	15.216	97.0		1:22.782	24	28.380	84.7	54.593	103.4	18.964	86.5		1:41.937	
9	23.923	102.7	43.325	112.6	15.094	98.2		1:22.342	25	28.634	82.1	55.526	101.9	18.136	89.5		1:42.296	
10	24.111	102.0	43.760	112.6	15.301	99.0		1:23.172	26	30.161	79.6	56.774	94.6	18.235	89.3		1:45.170	
11	24.159	103.0	43.915	110.6	15.233	97.0		1:23.307	27	29.267	81.1	57.124	96.6	20.028	77.5		1:46.419	
12	24.249	101.8	43.443	111.7	15.273	97.3		1:22.965	28	30.362	80.2	57.789	97.9	18.791	85.1		1:46.942	
13	24.452	100.2	43.821	111.8	15.036	97.2		1:23.309	29	29.716	81.2	1:02.759	94.2	22.167	81.4		1:54.642	
14	24.419	95.0	45.230	111.1	15.314	98.7		1:24.963	30	31.115	79.1	1:01.585	89.9	20.364	82.8		1:53.064	
15	24.918	96.9	44.685	114.3	16.248	95.1		1:25.851	31	31.355	77.9	1:02.054	91.7	22.265	77.7		1:55.674	
16	24.758	93.4	45.406	111.5				1:28.792	32	33.391	70.5	1:01.018	91.0	21.406	78.3		1:55.815	

9 Clark-Neal (T2D)									Chevrolet Camaro										
lap	Sect-1	Speed	Sect-2	Speed	Sect-3	Speed	TopSpeed	laptime pit	lap	Sect-1	Speed	Sect-2	Speed	Sect-3	Speed	Topspeed	laptime pit		
1				121.3	15.448	108.4		1:30.983	17	26.588	85.6	49.679	113.7	17.729	101.1		1:33.996		
2	<u>24.472</u>	100.7	46.947	<u>123.3</u>	15.568	<u>108.6</u>		1:26.987	18	26.395	89.5	48.781	109.5	17.410	103.1		1:32.586		
3	24.688	97.3	45.702	117.7	15.772	107.4		1:26.162	19	27.743	82.6	53.603	107.9	17.621	90.0		1:38.967		
4	24.780	98.8	<u>45.180</u>	118.5	<u>15.376</u>	<u>108.6</u>		<u>1:25.336</u>	20	28.679	82.7	54.708	104.1	17.971	95.2		1:41.358		
5	24.932	103.5	45.730	121.1	15.659	107.2		1:26.321	21	28.768	83.0	52.527	109.8	17.598	94.8		1:38.893		
6	24.653	106.1	46.563	117.5	15.552	108.4		1:26.768	22	28.600	83.3	53.979	101.9	18.446	94.0		1:41.025		
7	24.504	106.1	45.817	116.9	15.586	108.4		1:25.907	23	28.269	86.2	55.477	106.7	17.970	93.0		1:41.716		
8	24.513	104.5	45.354	116.5	15.717	<u>108.6</u>		1:25.584	24	28.791	83.2	55.646	107.7	18.116	93.4		1:42.553		
9	24.876	103.5	1:11.813	100.5	16.462	<u>108.2</u>		1:53.151	25	28.775	82.7	56.285	99.5	18.583	91.1		1:43.643		
10	25.006	101.8	45.192	121.1	15.684	105.7		1:25.882	26	28.940	83.0	56.498	100.2	19.477	92.0		1:44.915		
11	24.565	102.4	45.500	118.1	16.421	106.0		1:26.486	27	29.204	81.5	56.375	103.4	18.334	90.1		1:43.913		
12	25.066	103.8	46.398	118.3	15.816	107.0		1:27.280	28	29.271	80.8	57.848	105.0	18.337	92.5		1:45.456		
13	24.639	<u>107.8</u>	46.491	109.7	16.058	105.9		1:27.188	29	29.499	81.2	57.829	101.7	18.788	91.1		1:46.116		
14	24.894	103.3	45.264	117.5	15.750	104.9		1:25.908	30	30.568	77.9	57.954	95.8	19.224	88.6		1:47.746		
15	25.132	94.3	47.769	111.8				1:38.705	31	31.103	64.4	59.114	98.2	19.243	89.2		1:49.460		
16	Out	84.8	48.493	113.7	15.518	107.9		2:53.942	P	32	30.053	74.2	57.755	102.2	18.940	90.0		1:46.748	

10 Smith-Cuff (H4B)									BMW M3 E30									
lap	Sect-1	Speed	Sect-2	Speed	Sect-3	Speed	TopSpeed	laptime pit	lap	Sect-1	Speed	Sect-2	Speed	Sect-3	Speed	Topspeed	laptime pit	
1				124.2	14.133	111.5		1:21.041	19	22.835	105.8	43.415	125.9	13.819	112.8		1:20.069	
2	21.981	114.9	41.230	127.8	13.523	113.2		1:16.734	20	23.220	101.3	43.940	124.2	14.728	111.7		1:21.888	
3	21.678	<u>117.7</u>	40.646	127.0	13.652	113.0		<u>1:15.976</u>	21	26.929	87.9	46.114	122.2	15.645	106.7		1:28.688	
4	21.869	113.3	40.654	127.0	13.539	113.7		1:16.062	22	25.223	95.5	47.772	122.0				1:31.214	
5	21.695	112.8	41.555	127.3	13.797	113.5		1:17.047	23	Out	82.5	51.961	106.0	18.489	90.0		3:39.028	P
6	21.874	113.7	40.850	127.3	13.593	113.7		1:16.317	24	28.618	76.7	51.751	109.8	19.348	93.9		1:39.717	
7	21.673	111.8	40.938	<u>128.5</u>	13.987	113.9		1:16.598	25	26.973	89.4	51.429	109.0	17.615	101.3		1:36.017	
8	21.948	112.8	42.983	127.5	13.912	113.5		1:18.843	26	26.987	81.5	51.088	112.0	17.416	102.2		1:35.491	
9	22.016	115.3	41.395	125.9	13.977	113.0		1:17.388	27	26.555	88.5	50.338	114.5	16.237	101.7		1:33.130	
10	22.186	111.5	42.030	124.2	13.818	<u>114.1</u>		1:18.034	28	26.380	90.1	50.718	112.2	16.762	98.0		1:33.860	
11	22.412	105.9	<u>40.613</u>	127.5	<u>13.499</u>	113.4		1:16.524	29	27.653	85.5	52.020	107.2	17.679	96.3		1:37.352	
12	<u>21.660</u>	114.7	41.465	126.3	13.669	113.2		1:16.794	30	27.310	89.5	52.009	103.0	18.765	93.8		1:38.084	
13	21.880	101.2	41.577	126.8	13.625	113.7		1:17.082	31	27.851	85.9	53.556	101.6	18.892	94.0		1:40.299	
14	21.835	110.8	40.970	128.0	15.297	110.0		1:18.102	32	27.907	87.1	52.599	102.2	18.385	95.4		1:38.891	
15	22.334	103.8	41.115	127.5	13.700	113.2		1:17.149	33	28.306	80.2	56.008	84.5	20.284	87.7		1:44.598	
16	22.155	115.1	41.036	127.3	13.942	113.5		1:17.133	34	28.279	83.2	55.338	99.8	19.231	88.8		1:42.848	
17	22.294	104.0	42.284	125.6	13.674	112.8		1:18.252	35	28.055	89.6	51.026	105.4	17.917	91.1		1:36.998	
18	22.097	107.3	40.891	127.8	13.700	113.2		1:16.688	36									



**Session Start: 14:59:34 - Finish: 15:50:37**  
**Weather/Track Conditions: Cloud / Drying**  
**Circuit: Donington Park National**  
**Track Length: 3.185 Km - 1.9791 miles**

# Donington Historic Festival - 30 Apr - 2 May 2016

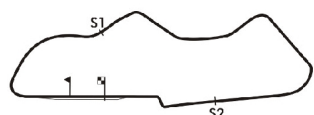
## Historic Touring Car Challenge incorporating the Tony Dron Trophy

### Race - Sector Analysis

11 Allen-Roberts (T1B)									Alfa Romeo 2000 GTV								
lap	Sect-1	Speed	Sect-2	Speed	Sect-3	Speed	TopSpeed	laptime pit	lap	Sect-1	Speed	Sect-2	Speed	Sect-3	Speed	Topspeed	laptime pit
1				100.5	17.521	85.9		1:53.755	16	28.118	86.8	51.585	96.2				1:40.367
2	27.028	96.0	50.506	99.5	16.928	85.6		1:34.462	17	Out	85.4	55.623	93.6	18.886	82.0		3:10.040 P
3	26.736	95.6	50.355	99.6	16.864	86.4		1:33.955	18	30.128	79.4	57.512	90.7	19.072	83.5		1:46.712
4	26.899	100.3	51.298	100.0	17.825	87.0		1:36.022	19	30.296	79.5	59.177	93.8	19.245	82.3		1:48.718
5	27.585	86.2	50.359	100.6	17.036	86.5		1:34.980	20	32.214	68.1	59.614	94.2	18.862	82.8		1:50.690
6	27.339	85.3	52.171	98.2	17.877	86.4		1:37.387	21	30.628	80.1	57.956	92.7	20.573	82.3		1:49.157
7	27.789	96.7	49.262	98.4	16.890	87.0		1:33.941	22	30.363	83.9	58.630	92.2	19.096	81.6		1:48.089
8	27.009	102.0	49.662	100.0	17.331	85.9		1:34.002	23	31.799	74.1	58.645	91.1	19.448	81.6		1:49.892
9	27.330	98.1	49.940	99.2	17.446	87.8		1:34.716	24	31.303	79.2	1:00.851	89.2	20.252	81.3		1:52.406
10	27.176	97.6	49.376	97.9	16.830	87.4		1:33.382	25	31.694	76.4	59.963	91.4	20.411	82.1		1:52.068
11	26.870	98.7	50.580	98.3	17.067	88.1		1:34.517	26	32.760	72.6	1:04.067	81.5	21.307	82.2		1:58.134
12	27.213	88.7	51.500	98.4	17.079	87.0		1:35.792	27	33.912	68.4	1:04.207	86.9	20.330	83.1		1:58.449
13	27.118	97.7	49.746	98.0	17.200	86.9		1:34.064	28	31.897	76.8	1:01.423	89.5	21.460	82.2		1:54.780
14	26.952	92.1	51.423	98.0	17.539	86.1		1:35.914	29	32.985	74.0	1:00.535	91.5	19.897	83.1		1:53.417
15	27.457	91.6	51.098	97.2	17.519	83.6		1:36.074	30								

12 Brindle-Greensall (T2C)									Rover SD1 Triplex								
lap	Sect-1	Speed	Sect-2	Speed	Sect-3	Speed	TopSpeed	laptime pit	lap	Sect-1	Speed	Sect-2	Speed	Sect-3	Speed	Topspeed	laptime pit
1				113.5	16.038	97.4		1:33.052	17	25.928	91.9	46.242	110.6	15.464	98.0		1:27.634
2	24.569	99.9	45.567	110.7	16.782	95.5		1:26.918	18	26.982	84.7	47.154	106.9	16.097	96.9		1:30.233
3	24.958	100.3	45.410	109.1	15.599	96.2		1:25.967	19	26.279	92.0	48.560	101.4	18.365	90.7		1:36.261
4	24.990	102.6	47.346	110.6	15.294	97.9		1:27.630	20	Out	84.4	54.166	97.7	18.365	90.7		2:58.941 P
5	25.107	99.7	45.628	109.5	15.699	97.4		1:26.434	21	29.515	76.8	54.340	96.5	18.691	89.5		1:42.546
6	24.784	99.3	45.395	109.8	15.062	98.7		1:25.241	22	30.021	75.8	54.076	101.9	17.738	91.9		1:41.835
7	24.649	98.8	45.097	109.3	15.285	98.7		1:25.031	23	29.428	77.2	55.663	98.4	18.103	92.2		1:43.194
8	24.760	100.0	45.196	110.0	15.470	98.2		1:25.426	24	29.182	77.4	55.867	99.6	18.571	92.4		1:43.620
9	25.199	102.0	47.058	105.5	16.453	96.9		1:28.710	25	30.100	73.2	56.817	94.8	18.876	88.6		1:45.793
10	24.568	100.9	46.190	110.0	15.472	98.4		1:26.230	26	30.209	75.1	57.529	97.2	19.563	91.0		1:47.301
11	25.170	95.5	45.417	110.2	15.129	99.0		1:25.716	27	29.895	75.7	57.670	96.9	19.092	82.8		1:46.657
12	24.275	102.0	45.121	110.6	15.058	98.2		1:24.454	28	30.410	80.8	1:00.148	91.9	19.755	85.3		1:50.313
13	24.683	100.3	47.202	109.7	16.201	96.5		1:28.086	29	31.190	74.7	1:00.840	92.6	19.248	85.1		1:51.278
14	24.606	105.3	46.543	108.1	15.270	98.2		1:26.419	30	31.573	71.4	59.982	89.4	19.245	86.1		1:50.800
15	24.848	96.3	45.839	109.0	15.131	97.7		1:25.818	31	31.264	70.9	59.347	89.7	19.396	84.5		1:50.007
16	25.571	91.2	46.147	108.8	16.701	95.5		1:28.419	32	31.285	75.1	59.045	92.2	19.287	86.1		1:49.617

14 Richard Meins (T2C)									Ford Capri 3.0S								
lap	Sect-1	Speed	Sect-2	Speed	Sect-3	Speed	TopSpeed	laptime pit	lap	Sect-1	Speed	Sect-2	Speed	Sect-3	Speed	Topspeed	laptime pit
1				115.5	15.981	97.4		1:37.879	17	24.790	100.7	45.705	114.5	15.451	99.8		1:25.946
2	24.263	100.9	45.691	114.7	15.529	98.0		1:25.483	18	25.817	93.7	48.127	113.2	15.997	97.2		1:29.941
3	25.049	96.7	45.286	114.7	15.529	97.9		1:25.864	19	27.221	80.3	50.992	104.7	18.509	91.9		1:36.722
4	24.644	100.2	45.310	113.5	15.458	98.4		1:25.412	20	28.958	83.1	52.361	109.3	17.655	94.0		1:38.974
5	24.684	98.6	45.421	114.9	15.898	99.9		1:26.003	21	29.790	80.3	56.461	99.8				1:47.485
6	24.557	100.6	45.350	115.5	15.549	99.2		1:25.456	22		82.2	55.946	101.7	18.631	91.4		2:58.638 P
7	24.354	99.4	45.074	113.9	16.463	97.6		1:25.891	23	29.226	78.0	56.521	99.0	19.363	92.9		1:45.110
8	24.645	103.0	45.233	115.5	16.941	95.2		1:26.819	24	29.433	78.9	58.082	99.3	19.561	90.6		1:47.076
9	24.475	99.3	45.363	110.6	16.294	99.3		1:26.132	25	30.740	74.5	56.715	102.0	18.894	90.6		1:46.349
10	24.588	94.4	46.441	114.5	15.667	100.2		1:26.696	26	29.777	78.0	57.691	99.5	19.150	88.7		1:46.618
11	24.713	95.9	45.264	116.1	15.672	99.0		1:25.649	27	29.727	80.2	58.166	98.2	19.424	88.4		1:47.317
12	24.101	105.4	44.627	115.9	15.884	97.6		1:24.612	28	30.286	79.7	1:00.335	96.1	20.002	75.3		1:50.623
13	24.178	103.5	45.394	113.9	15.427	98.9		1:24.999	29	30.833	79.5	1:00.283	94.7	19.848	86.4		1:50.964
14	24.224	108.5	45.145	114.1	15.418	98.4		1:24.787	30	30.789	75.6	1:00.264	100.6	19.776	86.4		1:50.829
15	24.583	98.4	45.199	113.5	15.289	99.8		1:25.071	31	30.739	72.7	59.547	98.0	19.739	87.1		1:50.025
16	24.751	97.3	45.700	113.5	15.719	97.7		1:26.170	32	30.823	78.8	58.981	97.9	19.552	87.3		1:49.356



**Session Start: 14:59:34 - Finish: 15:50:37**  
**Weather/Track Conditions: Cloud / Drying**  
**Circuit: Donington Park National**  
**Track Length: 3.185 Km - 1.9791 miles**

# Donington Historic Festival - 30 Apr - 2 May 2016

## Historic Touring Car Challenge incorporating the Tony Dron Trophy

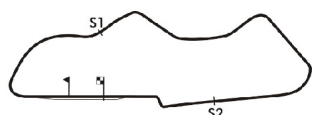
### Race - Sector Analysis

15 Henry Mann (H1A)									Ford Escort Mk1								
lap	Sect-1	Speed	Sect-2	Speed	Sect-3	Speed	TopSpeed	laptime pit	lap	Sect-1	Speed	Sect-2	Speed	Sect-3	Speed	Topspeed	laptime pit
1								1:38.624	17	25.081	98.4	44.824	109.0				1:29.778
2	24.752	100.9	44.999	113.4	15.068	101.4		1:24.819	18	Out	81.4	51.248	106.2	16.815	96.7		4:40.430 P
3	24.360	105.9	43.992	114.9	15.995	100.3		1:24.347	19	27.828	80.9	57.055	98.4	18.140	92.7		1:43.023
4	24.520	104.6	44.465	113.4	14.721	102.6		1:23.706	20	28.161	83.9	52.195	103.7	17.654	93.9		1:38.010
5	23.748	99.6	45.994	113.4	15.373	101.6		1:25.115	21	28.729	83.9	51.370	105.5	18.581	90.6		1:38.680
6	24.177	104.9	45.773	111.5	14.653	102.2		1:24.603	22	29.081	81.5	52.280	103.9	17.968	93.3		1:39.329
7	23.963	99.0	43.875	112.0	15.084	101.9		1:22.922	23	27.894	85.0	52.367	103.7	18.399	94.0		1:38.660
8	24.618	102.4	43.847	113.4	16.113	100.3		1:24.578	24	28.682	77.8	52.644	102.3	18.179	90.1		1:39.505
9	24.373	103.3	43.753	112.0	15.232	101.6		1:23.358	25	28.468	80.3	53.236	103.1	17.785	95.8		1:39.489
10	24.330	89.5	43.557	112.8	14.732	101.7		1:22.619	26	28.099	81.1	53.369	103.0	17.819	95.5		1:39.287
11	24.329	104.3	43.333	113.4	15.147	99.2		1:22.809	27	28.221	81.6	52.895	104.7	18.019	95.4		1:39.135
12	24.153	103.3	43.122	113.0	15.398	101.7		1:22.673	28	27.657	80.6	54.332	102.6	17.757	95.5		1:39.746
13	23.971	102.0	43.708	113.2	15.266	99.9		1:22.945	29	27.971	81.1	53.822	103.0	17.904	94.0		1:39.697
14	25.383	104.3	43.813	112.4	14.982	102.3		1:24.178	30	28.224	80.6	55.298	91.5	18.756	96.1		1:42.278
15	24.247	102.4	44.386	112.4	15.522	102.0		1:24.155	31	29.083	73.4	55.130	102.5	17.871	94.7		1:42.084
16	24.281	103.2	47.117	107.2	15.702	98.9		1:27.100	32	28.533	78.7	53.262	102.0	18.181	93.9		1:39.976

16 Smith-Young (H1N)									Datsun 240Z								
lap	Sect-1	Speed	Sect-2	Speed	Sect-3	Speed	TopSpeed	laptime pit	lap	Sect-1	Speed	Sect-2	Speed	Sect-3	Speed	Topspeed	laptime pit
1		106.4	44.910	106.2				2:55.532	3		105.4	43.929	106.2	In			11:07.896 P
2		106.8	43.671	100.2	In			7:49.204 P	4								

18 James Thorpe (H2B)									BMW 2002								
lap	Sect-1	Speed	Sect-2	Speed	Sect-3	Speed	TopSpeed	laptime pit	lap	Sect-1	Speed	Sect-2	Speed	Sect-3	Speed	Topspeed	laptime pit
1				111.8	15.608	98.3		1:31.727	6	23.799	107.6	43.755	110.9	14.930	99.3		1:22.484
2	24.440	97.1	45.344	111.8	15.246	98.2		1:25.030	7	24.015	105.1	44.952	104.7	14.974	99.8		1:23.941
3	25.475	96.6	45.294	109.1	15.098	97.9		1:25.867	8	25.599	93.9	47.503	106.0	15.303	97.0		1:28.405
4	24.516	105.8	43.900	110.2	14.931	97.6		1:23.347	9	24.467	94.1	46.958	105.2				1:30.774
5	24.560	104.5	43.912	109.7	15.136	97.3		1:23.608	10		77.7	54.937	87.7	In			4:08.615 P

19 Peter Mallett (T2C)									Rover SD1 3500S								
lap	Sect-1	Speed	Sect-2	Speed	Sect-3	Speed	TopSpeed	laptime pit	lap	Sect-1	Speed	Sect-2	Speed	Sect-3	Speed	Topspeed	laptime pit
1								1:46.076	16								1:31.351
2								1:30.960	17								1:34.298
3								1:30.929	18								1:38.420
4								1:30.553	19								1:46.141
5								1:30.034	20			In		In			3:05.832 P
6								1:31.104	21								1:47.654
7								1:31.099	22								1:46.888
8								1:31.032	23								1:46.885
9								1:30.065	24								1:50.389
10								1:30.814	25								1:51.396
11								1:30.916	26								1:54.947
12								1:31.106	27								1:57.982
13								1:29.775	28								1:59.700
14								1:29.896	29								2:07.579
15								1:30.915	30								2:03.296



**Session Start: 14:59:34 - Finish: 15:50:37**  
**Weather/Track Conditions: Cloud / Drying**  
**Circuit: Donington Park National**  
**Track Length: 3.185 Km - 1.9791 miles**

# Donington Historic Festival - 30 Apr - 2 May 2016

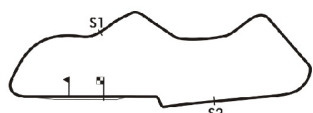
## Historic Touring Car Challenge incorporating the Tony Dron Trophy

### Race - Sector Analysis

20 Blackburn-Keen (H2C)									Ford Capri								
lap	Sect-1	Speed	Sect-2	Speed	Sect-3	Speed	TopSpeed	laptime pit	lap	Sect-1	Speed	Sect-2	Speed	Sect-3	Speed	Topspeed	laptime pit
1				113.4	16.339	88.7		1:38.896	17		74.5	53.659	98.4	18.619	87.3		3:11.118 P
2	24.808	95.8	46.001	114.5	16.501	98.7		1:27.310	18	28.363	80.8	50.042	105.7	18.489	86.8		1:36.894
3	24.879	96.9	45.993	114.5	15.319	98.4		1:26.191	19	30.075	76.4	57.069	97.4	19.817	83.9		1:46.961
4	25.054	93.2	46.524	113.4	15.868	98.9		1:27.446	20	31.730	73.4	57.266	96.9	19.796	79.8		1:48.792
5	24.800	91.6	46.691	114.7	15.661	97.7		1:27.152	21	32.178	71.0	57.442	97.0	19.601	84.2		1:49.221
6	24.734	102.0	45.920	113.5	15.330	98.0		1:25.984	22	31.150	75.1	59.646	88.6	20.199	81.4		1:50.995
7	24.939	101.5	46.861	111.7	15.447	98.7		1:27.247	23	32.087	71.8	59.373	93.3	20.400	85.3		1:51.860
8	25.611	88.1	46.941	113.4	15.729	98.6		1:28.281	24	35.109	63.4	1:01.304	92.9	20.144	80.9		1:56.557
9	25.676	99.0	46.241	113.7	15.678	98.3		1:27.595	25	32.329	66.7	1:00.502	89.7	22.354	75.0		1:55.185
10	24.506	102.0	45.941	114.7	16.012	92.2		1:26.459	26	31.927	71.4	1:01.228	92.4	20.240	80.9		1:53.395
11	25.452	86.2	47.579	114.5	16.034	93.4		1:29.065	27	31.915	71.4	58.625	96.6	19.497	83.4		1:50.037
12	25.366	98.7	45.981	112.6	15.297	99.9		1:26.644	28	31.452	73.0	58.958	94.3	19.718	83.1		1:50.128
13	25.351	92.0	45.927	112.0	15.564	98.6		1:26.842	29	31.580	71.6	1:01.096	88.5	20.638	83.2		1:53.314
14	25.551	93.2	45.913	111.5	15.671	99.3		1:27.135	30	31.716	70.6	1:00.927	89.1	20.589	83.7		1:53.232
15	24.901	100.4	47.119	113.4	15.478	98.2		1:27.498	31	31.227	72.7	1:00.621	91.1	19.965	79.6		1:51.813
16	25.118	93.4	46.213	111.3				1:35.722	32								

21 Bryant G-Bryant O (T2D)									Chevrolet Camaro Z28								
lap	Sect-1	Speed	Sect-2	Speed	Sect-3	Speed	TopSpeed	laptime pit	lap	Sect-1	Speed	Sect-2	Speed	Sect-3	Speed	Topspeed	laptime pit
1				121.5	15.902	99.0		1:29.021	17		74.1	50.719	113.7	16.003	98.6		3:10.723 P
2	24.278	92.5	44.590	120.5	15.196	104.7		1:24.064	18	29.559	76.3	51.487	111.8	17.261	95.4		1:38.307
3	24.709	95.0	44.379	122.6	15.883	106.2		1:24.971	19	28.266	82.8	51.493	111.3	16.873	93.5		1:36.632
4	24.531	95.2	44.516	121.5	15.278	105.2		1:24.325	20	28.374	79.3	55.886	97.0	19.222	91.9		1:43.482
5	24.101	98.0	44.282	123.3	15.420	92.9		1:23.803	21	29.789	76.2	53.693	108.8	18.072	93.5		1:41.554
6	24.128	95.8	44.357	124.0	15.451	91.2		1:23.936	22	29.095	81.3	55.153	108.6	17.573	94.4		1:41.821
7	24.282	94.6	44.372	122.4	15.414	105.2		1:24.068	23	28.797	80.3	55.682	105.2	17.825	92.6		1:42.304
8	24.858	94.8	44.456	121.8	15.409	105.0		1:24.723	24	28.364	84.5	54.727	101.7	19.220	94.2		1:42.311
9	23.953	94.6	44.108	120.0	15.412	106.2		1:23.473	25	29.715	71.7	56.835	100.9	18.419	93.9		1:44.969
10	23.772	102.4	44.062	121.5	15.305	105.2		1:23.139	26	29.366	78.5	55.698	102.5	18.716	90.4		1:43.780
11	24.089	95.9	44.102	122.0	15.469	103.9		1:23.660	27	29.298	78.2	57.082	104.7	19.057	89.7		1:45.437
12	24.209	94.8	45.123	114.1	15.758	108.3		1:25.090	28	28.264	83.5	55.423	106.4	17.964	90.6		1:41.651
13	24.338	95.4	44.465	118.3	15.691	105.2		1:24.494	29	29.370	82.7	56.376	103.4	18.102	89.8		1:43.848
14	24.371	96.0	44.951	108.3	16.647	107.4		1:25.969	30	29.008	83.1	56.698	101.1	19.086	89.3		1:44.792
15	24.316	97.4	45.559	118.3	15.630	105.7		1:25.505	31	29.581	81.9	55.949	105.7	18.438	92.9		1:43.968
16	24.687	90.2	45.375	114.9				1:30.368	32	29.766	74.2	57.410	105.7	18.346	85.2		1:45.522

22 Edwards J-Edwards A (T1B)									Triumph Dolomite Sprint								
lap	Sect-1	Speed	Sect-2	Speed	Sect-3	Speed	TopSpeed	laptime pit	lap	Sect-1	Speed	Sect-2	Speed	Sect-3	Speed	Topspeed	laptime pit
1				117.1	17.565	92.0		1:50.165	16		81.0	54.786	108.6	18.206	89.5		1:41.959
2	27.151	86.3	49.926	104.4	16.998	92.6		1:34.075	17	31.321	91.8	56.431	92.9	18.656	85.1		1:46.408
3	27.684	85.5	51.637	112.0	16.915	93.9		1:36.236	18	30.671	80.3	59.019	97.3	19.588	85.6		1:49.278
4	27.251	98.3	51.410	94.8	17.885	85.3		1:36.546	19	30.410	89.7	57.292	91.1	18.748	85.1		1:46.450
5	27.500	83.1	51.118	104.1	16.700	97.3		1:35.318	20	30.969	80.0	58.950	106.5	18.716	91.9		1:48.635
6	27.606	74.3	52.406	103.1	18.816	94.3		1:38.828	21	30.587	80.2	59.219	105.9	19.884	87.0		1:49.690
7	28.438	71.9	50.839	116.9	16.587	94.6		1:35.864	22	31.126	87.2	59.492	91.7	19.457	78.8		1:50.075
8	27.986	86.2	51.756	110.2	18.443	86.7		1:38.185	23	31.445	79.5	59.502	92.1	19.784	78.5		1:50.731
9	27.590	81.4	51.031	117.7	17.249	96.3		1:35.870	24	31.697	78.6	1:02.726	83.7	19.480	82.9		1:53.903
10	27.454	71.1	52.251	115.3	16.563	83.1		1:36.268	25	31.939	84.8	1:02.236	95.6	20.464	79.5		1:54.639
11	28.440	74.7	49.863	114.9	17.291	74.2		1:35.594	26	32.044	75.6	1:01.944	90.1	19.853	79.8		1:53.841
12	26.546	91.5	49.994	114.7	17.263	91.2		1:33.803	27	33.841	73.0	1:03.402	97.7	19.906	77.8		1:57.149
13	26.126	97.4	51.001	102.8	19.573	92.6		1:36.700	28	33.634	74.9	1:02.383	100.5	20.661	81.0		1:56.678
14	27.370	89.4	49.787	113.9				1:40.716	29	32.612	73.9	1:02.919	97.7	19.759	80.8		1:55.290
15		85.2	51.842	94.4	16.884	94.4		3:12.680 P	30								



**Session Start: 14:59:34 - Finish: 15:50:37**  
**Weather/Track Conditions: Cloud / Drying**  
**Circuit: Donington Park National**  
**Track Length: 3.185 Km - 1.9791 miles**

# Donington Historic Festival - 30 Apr - 2 May 2016

## Historic Touring Car Challenge incorporating the Tony Dron Trophy

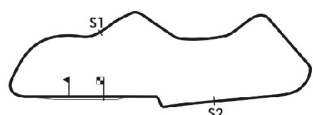
### Race - Sector Analysis

24 Robert Crofton (H1N)									Datsun 240Z								
lap	Sect-1	Speed	Sect-2	Speed	Sect-3	Speed	TopSpeed	laptime pit	lap	Sect-1	Speed	Sect-2	Speed	Sect-3	Speed	Topspeed	laptime pit
1				<u>106.4</u>	17.593	<u>92.7</u>		1:44.481	16	28.763	79.3	52.179	99.5	17.675	88.8		1:38.617
2	26.654	86.7	50.641	93.6	17.638	90.3		1:34.933	17	28.466	84.6	52.415	102.8	19.121	86.0		1:40.002
3	<u>26.572</u>	<u>92.6</u>	<u>49.353</u>	104.2	<u>16.709</u>	88.7		<u>1:32.634</u>	18	28.630	80.1	53.578	99.0	18.115	89.7		1:40.323
4	27.005	86.0	51.004	99.8	17.354	88.9		1:35.363	19	31.014	69.9	54.097	102.3	17.743	88.8		1:42.854
5	27.439	92.1	51.818	100.3	17.560	87.8		1:36.817	20	28.211	82.9	54.424	101.4	17.529	89.2		1:40.164
6	27.296	90.8	51.501	95.2	17.589	90.0		1:36.386	21	28.077	80.5	52.913	102.3	17.696	89.2		1:38.686
7	27.743	83.6	52.970	97.3	18.010	84.5		1:38.723	22	28.856	75.3	53.427	102.6	17.412	90.1		1:39.695
8	27.687	86.8	53.383	93.9	18.601	88.1		1:39.671	23	28.109	85.0	53.535	101.9	17.893	90.7		1:39.537
9	28.688	87.4	55.248	99.9	17.382	87.3		1:41.318	24	28.535	79.5	54.693	101.3	17.980	88.6		1:41.208
10	27.148	82.4	55.031	92.7	19.544	80.3		1:41.723	25	30.582	74.2	57.893	100.8	18.035	88.7		1:46.510
11	29.108	83.9	54.231	91.2	18.094	84.2		1:41.433	26	30.204	76.8	54.041	101.9	17.678	88.4		1:41.923
12	28.732	84.9	54.743	89.2	21.220	83.6		1:44.695	27	29.623	80.5	54.452	101.6	18.022	89.1		1:42.097
13	28.952	80.5	54.483	91.9	17.923	83.7		1:41.358	28	29.970	71.9	55.126	103.6	19.584	76.3		1:44.680
14	29.048	84.5	53.698	94.0				1:46.697	29	30.072	73.5	57.575	83.5	19.877	76.2		1:47.524
15		77.8	54.499	99.0	17.796	86.2		3:08.073 P	30	31.981	69.5	1:00.363	81.9	20.060	79.5		1:52.404

25 Adrian Brady (H2C)									BMW 3.0 CSL								
lap	Sect-1	Speed	Sect-2	Speed	Sect-3	Speed	TopSpeed	laptime pit	lap	Sect-1	Speed	Sect-2	Speed	Sect-3	Speed	Topspeed	laptime pit
1				111.7	15.290	104.4		1:34.004	16	28.799	78.5	50.759	108.1	18.499	89.3		1:38.057
2	24.422	99.3	45.316	105.9	17.727	97.2		1:27.465	17	28.794	82.2	50.497	102.5	17.174	95.6		1:36.465
3	25.238	105.6	43.978	117.5	15.771	102.5		1:24.987	18	27.562	83.6	53.476	99.6	17.803	96.5		1:38.841
4	24.842	97.0	43.939	117.1	<u>15.081</u>	105.4		1:23.862	19	28.042	85.1	51.744	99.9	18.783	89.4		1:38.569
5	24.667	97.1	46.567	108.3	15.731	103.3		1:26.965	20	28.649	83.3	53.168	103.3	17.583	95.1		1:39.400
6	24.400	102.4	45.550	116.7	15.738	104.6		1:25.688	21	28.323	83.4	52.719	96.6	18.602	93.4		1:39.644
7	24.443	104.6	44.881	<u>118.5</u>	15.102	<u>105.9</u>		1:24.426	22	27.903	84.8	53.185	103.1	17.707	90.9		1:38.795
8	23.809	<u>105.8</u>	43.281	117.1	15.194	105.2		<u>1:22.284</u>	23	28.447	82.1	52.673	101.1	17.940	91.1		1:39.060
9	24.022	103.0	44.118	113.7	15.186	103.6		1:23.326	24	28.952	80.4	53.985	100.6	18.726	85.4		1:41.663
10	24.571	99.6	<u>43.023</u>	113.5	15.186	101.9		1:22.780	25	30.435	79.0	56.211	84.2	19.704	85.1		1:46.350
11	24.312	103.7	43.522	112.4	15.279	101.3		1:23.113	26	30.257	79.5	57.831	76.7	20.942	78.0		1:49.030
12	<u>23.656</u>	105.4	44.060	110.2	15.716	101.7		1:23.432	27	33.507	68.3	59.961	80.5				2:00.652
13	23.992	103.2	47.229	109.5	15.718	94.7		1:26.939	28	Out	70.4	57.630	80.4	20.660	83.0		2:49.566 P
14	24.874	99.1	46.110	105.7				1:32.050	29	31.131	69.7	58.033	87.8	19.816	84.4		1:48.980
15	Out	77.6	50.026	102.8	17.277	90.0		5:52.614 P	30	31.771	74.6	55.798	93.3	19.474	79.5		1:47.043

26 White-Bussell (H3C)									Rover Vitesse								
lap	Sect-1	Speed	Sect-2	Speed	Sect-3	Speed	TopSpeed	laptime pit	lap	Sect-1	Speed	Sect-2	Speed	Sect-3	Speed	Topspeed	laptime pit

27 Richard Postins (H3C)									Austin Rover								
lap	Sect-1	Speed	Sect-2	Speed	Sect-3	Speed	TopSpeed	laptime pit	lap	Sect-1	Speed	Sect-2	Speed	Sect-3	Speed	Topspeed	laptime pit
1				<u>117.5</u>	14.982	102.5		1:29.740	16	23.851	103.2	44.071	112.2	14.555	104.4		1:22.477
2	23.669	99.0	43.078	117.3	14.720	102.5		1:21.467	17	23.864	101.5	44.385	113.5	15.012	102.2		1:23.261
3	23.667	110.0	42.812	116.3	14.490	103.9		1:20.969	18	24.327	107.3	44.385	114.9	14.780	103.6		1:23.492
4	23.975	110.6	43.182	115.9	14.606	103.9		1:21.763	19	25.403	95.2	46.206	114.7				1:32.046
5	<u>23.323</u>	112.0	43.141	117.3	<u>14.481</u>	<u>105.0</u>		1:20.945	20		88.0	50.715	107.6	16.649	95.4		2:57.132 P
6	23.328	<u>113.0</u>	<u>42.725</u>	116.3	14.739	102.2		<u>1:20.792</u>	21	27.063	85.2	52.742	103.6	17.533	97.6		1:37.338
7	23.622	109.3	42.920	116.1	14.634	102.2		1:21.176	22	27.618	86.3	51.782	107.7	17.669	96.3		1:37.069
8	23.540	111.8	43.259	114.7	14.515	103.6		1:21.314	23	28.228	85.8	52.165	103.9	16.821	95.2		1:37.214
9	23.703	109.2	43.261	113.7	16.243	98.3		1:23.207	24	27.917	84.4	54.004	104.2	18.507	95.0		1:40.428
10	23.811	109.9	43.155	115.3	15.111	101.6		1:22.077	25	27.872	83.7	54.376	99.8	18.208	95.4		1:40.456
11	23.958	110.9	43.219	114.9	14.684	103.1		1:21.861	26	27.902	84.7	54.440	103.6	17.605	92.0		1:39.947
12	23.554	110.4	43.110	115.9	15.149	101.4		1:21.813	27	28.961	82.1	56.488	101.7	17.953	88.7		1:43.402
13	24.318	96.9	43.844	115.5	15.198	101.6		1:23.360	28	29.527	79.8	58.949	93.0	19.098	81.5		1:47.574
14	23.558	112.8	43.662	116.3	14.698	103.3		1:21.918	29	29.919	80.3	59.600	92.5	19.780	85.1		1:49.299
15	23.730	104.9	43.070	115.5	14.556	103.3		1:21.356	30								



**Session Start: 14:59:34 - Finish: 15:50:37**  
**Weather/Track Conditions: Cloud / Drying**  
**Circuit: Donington Park National**  
**Track Length: 3.185 Km - 1.9791 miles**

# Donington Historic Festival - 30 Apr - 2 May 2016

## Historic Touring Car Challenge incorporating the Tony Dron Trophy

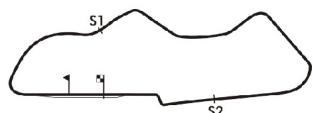
### Race - Sector Analysis

31 Les Ely (H2B)									BMW 2000								
lap	Sect-1	Speed	Sect-2	Speed	Sect-3	Speed	TopSpeed	laptime pit	lap	Sect-1	Speed	Sect-2	Speed	Sect-3	Speed	Topspeed	laptime pit
1				110.0	16.203	96.3		1:39.319	17	25.214	96.9	46.753	109.1	15.626	94.4		1:27.593
2	24.736	93.5	46.074	110.9	16.393	92.4		1:27.203	18	25.576	91.0	47.002	108.6	15.595	96.3		1:28.173
3	24.975	96.7	46.061	110.4	15.437	97.2		1:26.473	19	25.619	90.9	48.005	95.4	16.874	94.4		1:30.498
4	24.729	95.5	46.625	110.7	16.785	89.1		1:28.139	20	27.284	85.0	50.504	105.0				1:39.826
5	24.748	100.4	45.931	110.7	15.665	97.0		1:26.344	21		70.7	53.992	102.2	18.212	92.7		2:57.662 P
6	25.260	100.6	51.690	110.0	15.559	82.0		1:32.509	22	29.281	77.5	53.884	100.8	18.513	84.7		1:41.678
7	24.616	<u>101.2</u>	45.702	109.8	15.517	88.8		1:25.835	23	29.381	73.7	54.993	99.9	18.498	84.4		1:42.872
8	25.010	85.8	45.428	<u>111.7</u>	<u>14.999</u>	<u>97.7</u>		<u>1:25.437</u>	24	29.467	77.9	55.377	102.8	18.394	89.7		1:43.238
9	24.714	89.2	45.528	108.1	15.727	96.9		1:25.969	25	28.687	78.1	53.802	101.7	18.150	89.2		1:40.639
10	<u>24.558</u>	100.0	45.513	<u>111.7</u>	15.828	87.3		1:25.899	26	28.636	77.2	55.097	99.5	18.990	86.5		1:42.723
11	25.512	84.0	47.019	109.8	15.933	83.4		1:28.464	27	29.240	77.2	56.027	92.9	19.004	81.7		1:44.271
12	24.731	97.7	45.961	109.1	15.519	96.7		1:26.211	28	29.030	77.2	56.078	99.8	19.068	88.9		1:44.176
13	24.637	99.0	<u>45.386</u>	99.8	15.497	96.3		1:25.520	29	29.593	77.0	57.924	91.9	19.894	85.1		1:47.411
14	24.791	99.9	45.593	111.1	15.691	97.0		1:26.075	30	29.606	74.7	56.550	100.0	19.422	86.9		1:45.578
15	24.846	99.9	45.444	109.5	15.569	86.3		1:25.859	31	29.057	76.5	56.799	87.2	19.038	88.6		1:44.894
16	24.746	93.4	45.684	110.6	15.275	89.5		1:25.705	32	29.274	76.1	57.486	96.7	19.271	87.8		1:46.031

32 Bill Cutler (H2C)									BMW 535								
lap	Sect-1	Speed	Sect-2	Speed	Sect-3	Speed	TopSpeed	laptime pit	lap	Sect-1	Speed	Sect-2	Speed	Sect-3	Speed	Topspeed	laptime pit
1				104.4	16.828	97.6		1:44.546	16	25.584	96.3	45.922	112.4	15.428	99.9		1:26.934
2	25.701	90.7	47.020	<u>113.0</u>	15.364	98.7		1:28.085	17	26.746	79.5	47.396	111.1	16.171	97.2		1:30.313
3	25.673	84.3	46.455	109.8	<u>14.994</u>	101.4		1:27.122	18	27.819	77.6	50.271	110.9	16.321	94.8		1:34.411
4	24.751	93.4	46.486	111.7	15.210	98.9		1:26.447	19	26.748	82.6	49.777	102.3	17.800	93.5		1:34.325
5	25.218	96.2	46.845	110.2	15.078	<u>101.6</u>		1:27.141	20	29.819	78.4	52.919	95.2				1:45.746
6	24.536	<u>98.6</u>	46.798	112.8	15.339	99.6		1:26.673	21	Out	62.9	57.001	85.8	19.038	85.1		5:21.697 P
7	25.162	94.6	<u>45.425</u>	109.7	15.194	99.8		<u>1:25.781</u>	22	31.729	69.5	56.058	87.8	18.799	87.8		1:46.586
8	25.153	77.4	46.942	110.0	15.840	98.4		1:27.935	23	30.175	73.6	56.059	97.6	18.050	92.5		1:44.284
9	25.041	94.3	49.152	103.6	15.911	97.3		1:30.104	24	30.298	80.0	57.662	88.6	18.790	86.3		1:46.750
10	24.904	93.2	46.252	<u>113.0</u>	15.050	101.4		1:26.206	25	31.430	68.0	58.016	80.3	19.104	85.9		1:48.550
11	<u>24.418</u>	96.0	47.554	109.1	15.407	97.7		1:27.379	26	32.167	66.0	1:00.874	87.6	18.861	85.6		1:51.902
12	25.302	95.0	46.096	110.2	15.319	100.9		1:26.717	27	30.353	72.0	57.133	89.3				1:51.124
13	24.937	91.8	46.749	112.8	15.119	98.7		1:26.805	28	Out	69.2	1:00.386	82.5	19.244	87.0		2:38.165 P
14	24.788	92.5	46.061	108.8	15.089	101.3		1:25.938	29	30.941	69.0	59.987	79.5	19.630	84.7		1:50.558
15	25.057	81.9	47.556	112.2	15.030	101.3		1:27.643	30	31.475	67.8	58.178	88.1	18.966	89.5		1:48.619

34 Watts-Swift (H3B)									MG Metro Turbo								
lap	Sect-1	Speed	Sect-2	Speed	Sect-3	Speed	TopSpeed	laptime pit	lap	Sect-1	Speed	Sect-2	Speed	Sect-3	Speed	Topspeed	laptime pit
1				119.2	14.602	104.4		1:22.734	18	23.301	104.9	44.115	116.7				1:32.031
2	23.413	105.3	<u>42.132</u>	<u>120.2</u>	14.303	<u>106.4</u>		<u>1:19.848</u>	19		87.2	47.158	103.4	17.900	91.0		2:57.089 P
3	<u>23.110</u>	105.8	42.359	118.8	15.716	101.1		1:21.185	20	27.735	82.7	49.573	112.2	16.947	95.0		1:34.255
4	23.317	107.6	42.433	106.7	14.904	104.4		1:20.654	21	27.484	82.1	52.410	109.0	16.888	101.4		1:36.782
5	23.438	105.3	43.105	116.5	14.419	103.9		1:20.962	22	28.052	80.2	52.257	111.7	16.797	102.3		1:37.106
6	23.331	108.5	43.846	116.5	14.305	105.7		1:21.482	23	28.814	73.8	51.030	108.8	17.160	93.3		1:37.004
7	23.496	105.8	44.292	115.5	14.713	103.9		1:22.501	24	27.468	85.9	51.391	106.7	16.461	100.8		1:35.320
8	23.840	108.3	43.887	113.4	14.711	103.0		1:22.438	25	27.627	83.5	50.673		16.644	99.5		1:34.944
9	23.520	110.0	44.483	116.3	14.959	101.3		1:22.962	26	27.235	82.8	51.766	108.1	16.501	100.2		1:35.502
10	23.794	107.9	43.357	118.5	14.328	103.1		1:21.479	27	28.675	77.3	55.739	105.4	16.748	97.0		1:41.162
11	23.536	111.1	43.447	115.9	14.715	98.0		1:21.698	28	28.955	75.6	55.912	104.9	17.142	97.0		1:42.009
12	23.825	110.2	43.409	115.1	15.782	102.8		1:23.016	29	28.949	78.1	54.683	107.7	19.589	92.4		1:43.221
13	24.368	106.6	44.748	115.9	14.451	104.7		1:23.567	30	28.170	79.2	54.087	101.6	17.785	85.3		1:40.042
14	23.399	<u>111.8</u>	43.317	116.5	<u>14.262</u>	102.8		1:20.978	31	29.169	78.3	59.114	98.0	17.953	93.3		1:46.236
15	23.806	110.2	43.325	114.3	15.051	100.8		1:22.182	32	29.470	73.1	56.620	93.3	19.013	91.9		1:45.103
16	23.625	108.8	43.023	117.3	14.364	106.2		1:21.012	33	29.532	73.4	56.410	101.1	18.394	90.4		1:44.336
17	23.795	100.4	43.576	117.5	14.887	105.0		1:22.258	34	30.074	70.7	57.682	100.8	18.002	90.0		1:45.758

37 Mike Luck (H2B)									BMW 2002ti								
lap	Sect-1	Speed	Sect-2	Speed	Sect-3	Speed	TopSpeed	laptime pit	lap	Sect-1	Speed	Sect-2	Speed	Sect-3	Speed	Topspeed	laptime pit
1				<u>63.3</u>				1:57.273	2								



**Session Start: 14:59:34 - Finish: 15:50:37**  
**Weather/Track Conditions: Cloud / Drying**  
**Circuit: Donington Park National**  
**Track Length: 3.185 Km - 1.9791 miles**



# Donington Historic Festival - 30 Apr - 2 May 2016

## Historic Touring Car Challenge incorporating the Tony Dron Trophy

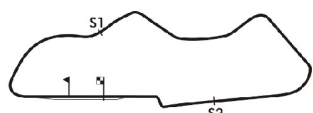
### Race - Sector Analysis

41 Hanson-Pochciol (T2C)									Ford Capri								
lap	Sect-1	Speed	Sect-2	Speed	Sect-3	Speed	TopSpeed	laptime pit	lap	Sect-1	Speed	Sect-2	Speed	Sect-3	Speed	Topspeed	laptime pit
1				112.4	15.356	98.7		1:35.221	17	24.424	103.5	45.635	112.4				1:29.212
2	24.183	107.3	44.846	<u>114.5</u>	16.277	96.7		1:25.306	18	Out	81.4	51.838	104.6	17.991	93.6		2:55.628 P
3	24.961	106.3	45.169	113.0	17.324	93.8		1:27.454	19	27.838	84.3	52.413	108.6	17.766	94.8		1:38.017
4	24.706	106.4	44.666	114.3	17.856	84.3		1:27.228	20	29.370	70.0	56.493	93.9	19.315	92.6		1:45.178
5	25.784	99.4	45.381	113.4	15.445	98.3		1:26.610	21	30.110	74.5	55.358	97.4	19.177	92.1		1:44.645
6	24.580	103.7	44.531	114.3	15.607	99.9		1:24.718	22	30.216	76.2	55.815	102.5	19.314	93.4		1:45.345
7	24.459	105.1	44.602	114.3	16.002	96.3		1:25.063	23	29.617	78.6	57.222	100.9	18.339	93.1		1:45.178
8	24.480	105.6	<u>44.468</u>	<u>114.5</u>	15.558	<u>100.3</u>		1:24.506	24	28.908	72.7	56.817	100.9	18.665	89.4		1:44.390
9	24.170	107.9	45.703	111.8	15.404	97.4		1:25.277	25	30.206	72.5	57.567	95.0	19.794	87.7		1:47.567
10	24.719	103.0	45.297	111.8	15.205	98.4		1:25.221	26	31.522	70.6	1:00.386	92.4	21.224	84.9		1:53.132
11	24.399	107.9	45.400	112.0	15.280	99.5		1:25.079	27	30.686	76.2	58.904	92.9	19.310	85.0		1:48.900
12	24.540	<u>110.6</u>	44.782	112.8	15.150	98.4		1:24.472	28	31.611	72.1	58.305	93.0	19.823	82.1		1:49.739
13	24.193	109.2	44.866	111.7	15.171	99.3		1:24.230	29	30.368	73.4	59.466	93.0	19.833	84.3		1:49.667
14	<u>24.043</u>	<u>107.6</u>	44.667	111.5	<u>15.058</u>	99.9		<u>1:23.768</u>	30	32.979	70.5	59.413	92.4	20.102	86.4		1:45.494
15	24.253	107.6	44.882	112.2	15.668	97.9		1:24.803	31	31.121	72.1	59.487	95.4	19.497	87.8		1:50.105
16	24.506	105.3	44.987	112.6	15.458	97.9		1:24.951	32	32.029	75.5	59.817	97.9	19.851	86.2		1:51.697

42 Tom Pochciol (H2C)									Ford Capri								
lap	Sect-1	Speed	Sect-2	Speed	Sect-3	Speed	TopSpeed	laptime pit	lap	Sect-1	Speed	Sect-2	Speed	Sect-3	Speed	Topspeed	laptime pit
1				123.3	14.539	109.0		1:26.116	18	23.953	95.9	44.310	121.1	15.302	106.0		1:23.565
2	22.908	110.2	42.540	<u>123.5</u>	14.229	<u>109.5</u>		1:19.677	19	26.279	80.5	44.349	119.4	15.189	105.5		1:25.817
3	<u>22.115</u>	<u>116.6</u>	<u>42.103</u>	<u>123.5</u>	14.180	109.3		<u>1:18.398</u>	20	25.339	92.8	48.307	114.3	16.189	101.7		1:29.835
4	23.149	103.8	42.122	122.9	14.483	108.8		1:19.754	21	26.365	85.9	47.884	109.1	15.513	103.4		1:29.762
5	22.887	110.4	42.600	123.3	14.296	108.8		1:19.783	22	26.935	90.3	52.919	102.3				1:40.222
6	22.647	98.7	44.476	123.3	14.279	108.4		1:21.402	23	Out	95.4	54.534	101.3	16.692	100.0		5:50.232 P
7	22.534	111.7	43.117	122.4	14.303	109.3		1:19.954	24	25.753	94.4	52.660	103.7	16.438	98.7		1:34.851
8	22.460	112.4	43.694	122.4	14.248	108.1		1:20.402	25	25.890	93.5	52.101	105.7	16.706	95.4		1:34.697
9	22.824	110.9	42.928	122.4	14.191	108.3		1:19.943	26	27.617	86.6	54.597	100.2	17.808	95.8		1:40.022
10	22.637	109.9	43.456	116.7	15.876	106.7		1:21.969	27	26.740	85.0	56.642	100.5	17.148	91.2		1:40.530
11	23.137	108.3	43.117	122.9	14.254	108.4		1:20.508	28	26.469	91.5	53.480	104.7	16.528	100.2		1:36.477
12	22.821	94.4	45.145	108.8	15.649	102.0		1:23.615	29	28.370	72.5	52.347	104.9	16.533	98.0		1:37.250
13	22.935	106.8	42.591	122.6	14.257	108.8		1:19.783	30	26.261	88.7	51.480	105.9	16.751	98.9		1:34.492
14	22.604	109.7	42.682	123.3	<u>14.141</u>	<u>109.5</u>		1:19.427	31	29.107	81.9	55.857	108.3	16.696	100.0		1:41.660
15	23.427	105.1	43.578	120.7	14.222	107.0		1:21.227	32	27.117	78.4	56.408	104.4	17.466	90.7		1:40.991
16	22.804	104.5	43.450	121.5	14.533	107.7		1:20.787	33	28.134	69.8	56.195	105.2	17.660	84.2		1:41.989
17	23.969	102.7	42.985	122.0	15.114	106.0		1:22.068	34								

43 Snowdon-Guest (H1N)									Alfa Romeo GTV6								
lap	Sect-1	Speed	Sect-2	Speed	Sect-3	Speed	TopSpeed	laptime pit	lap	Sect-1	Speed	Sect-2	Speed	Sect-3	Speed	Topspeed	laptime pit
1				106.2	15.709	95.2		1:41.414	17	26.422	91.8	47.358	105.5				1:34.124
2	<u>24.714</u>	104.0	46.402	105.4	15.666	95.0		1:26.782	18		71.9	55.920	96.3	19.462	79.6		3:15.349 P
3	25.273	103.0	45.768	107.6	15.723	94.8		1:26.764	19	31.634	73.2	59.316	89.5	21.117	84.1		1:52.067
4	25.247	102.9	45.904	108.3	16.273	95.5		1:27.424	20	31.760	72.3	57.977	92.2	21.009	75.3		1:50.746
5	24.958	<u>104.5</u>	<u>45.485</u>	<u>109.0</u>	15.740	<u>95.9</u>		<u>1:26.183</u>	21	32.437	62.5	58.605	98.2	21.598	78.6		1:52.640
6	25.278	100.4	46.008	107.0	<u>15.320</u>	95.2		1:26.606	22	30.573	78.3	58.461	93.4	20.674	80.3		1:49.708
7	24.915	104.0	46.704	107.4	15.763	85.8		1:27.382	23	31.404	75.9	1:00.886	95.8	20.869	80.9		1:53.159
8	25.197	102.3	45.817	106.7	15.860	88.7		1:26.874	24	31.051	71.3	1:01.109	91.1	19.585	80.4		1:51.745
9	25.314	100.0	46.849	105.4	16.147	93.5		1:28.310	25	31.781	71.5	1:01.453	83.3	20.283	80.5		1:53.517
10	25.005	102.6	45.739	107.4	15.895	93.4		1:26.639	26	33.274	71.8	1:00.464	86.8	20.186	76.8		1:53.924
11	25.422	94.1	47.389	106.4	15.538	95.8		1:28.349	27	31.906	70.5	58.848	94.2	20.023	79.4		1:50.777
12	24.989	100.2	45.971	106.5	15.653	93.8		1:26.613	28	31.815	72.0	58.491	97.6	19.522	82.2		1:49.828
13	25.232	99.9	46.541	103.6	15.844	93.9		1:27.617	29	31.554	72.2	1:02.222	78.3	21.539	77.8		1:55.315
14	25.184	100.9	45.734	106.4	15.912	84.7		1:26.830	30	32.648	62.5	1:01.212	92.6	19.513	82.2		1:53.373
15	25.688	86.3	46.843	105.4	15.671	84.4		1:28.202	31	34.705	70.8	1:01.553	92.7	20.508	80.6		1:56.766
16	25.848	96.3	46.752	105.4	16.154	92.2		1:28.754	32								

44 Morris-Shephard (T2B)									Volkswagen Golf GTi								
lap	Sect-1	Speed	Sect-2	Speed	Sect-3	Speed	TopSpeed	laptime pit	lap	Sect-1	Speed	Sect-2	Speed	Sect-3	Speed	Topspeed	laptime pit
1				<u>109.0</u>	16.083	92.2		1:40.030	4	25.139	<u>96.3</u>	46.012	107.0	16.104	88.0		1:27.255
2	<u>24.881</u>	92.0	45.918	108.8	16.059	93.4		1:26.858	5	25.218	93.7	<u>45.802</u>	107.2	<u>15.703</u>	<u>93.8</u>		<u>1:26.723</u>
3	25.139	93.2	46.179	108.3	15.706	92.7		1:27.024	6								



**Session Start: 14:59:34 - Finish: 15:50:37**  
**Weather/Track Conditions: Cloud / Drying**  
**Circuit: Donington Park National**  
**Track Length: 3.185 Km - 1.9791 miles**

# Donington Historic Festival - 30 Apr - 2 May 2016

## Historic Touring Car Challenge incorporating the Tony Dron Trophy

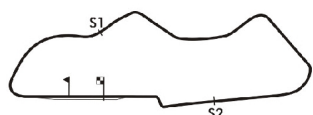
### Race - Sector Analysis

46 Lillywhite-Bennett-Baggs (T1B)									Triumph Dolomite Sprint								
lap	Sect-1	Speed	Sect-2	Speed	Sect-3	Speed	TopSpeed	laptime pit	lap	Sect-1	Speed	Sect-2	Speed	Sect-3	Speed	Topspeed	laptime pit
1				118.8	17.343	98.4		1:52.718	16		63.0	58.316	91.6	20.879	90.7		3:18.985 P
2	26.910	98.0	50.065	108.3	16.841	98.0		1:33.816	17	31.926	70.4	58.277	93.1	19.833	89.9		1:50.036
3	27.337	78.5	50.569	107.4	16.700	98.2		1:34.606	18	31.207	76.1	59.232	93.5	19.939	89.7		1:50.378
4	27.177	87.5	51.345	116.3	17.493	88.8		1:36.015	19	31.944	71.4	57.443	107.6	19.173	93.3		1:48.560
5	28.415	95.4	51.351	106.5	17.495	96.1		1:37.261	20	30.505	80.9	58.679	88.9	19.716	86.0		1:48.900
6	27.933	84.2	51.090	106.5	17.632	96.3		1:36.655	21	30.456	75.9	58.562	103.1	19.277	90.6		1:48.295
7	28.907	84.6	51.836	117.7	17.266	76.7		1:38.009	22	30.938	72.8	59.315	94.7	19.266	88.8		1:49.519
8	27.207	87.3	52.916	100.2	17.647	97.3		1:37.770	23	30.988	66.3	1:01.254	92.6	21.542	83.3		1:53.784
9	27.422	81.8	51.225	105.9	17.017	101.4		1:35.664	24	31.915	69.7	1:00.739	93.8	20.313	78.7		1:52.967
10	27.712	85.8	51.715	118.3	17.098	98.0		1:36.525	25	31.723	69.7	1:01.661	85.4	20.322	84.8		1:53.706
11	27.787	88.8	50.149	107.6	17.108	97.3		1:35.044	26	31.738	69.8	1:02.193	98.2	20.443	85.6		1:54.374
12	26.833	90.5	50.268	96.5	17.289	98.7		1:34.390	27	31.292	70.5	1:02.918	96.2	20.152	89.8		1:54.362
13	26.923	88.4	50.747	105.7	17.516	97.6		1:35.186	28	32.614	62.5	1:02.295	89.7	20.137	90.1		1:55.046
14	27.872	86.1	51.895	112.0	18.128	96.6		1:37.895	29	31.324	70.8	1:00.252	108.1	19.528	91.4		1:51.104
15	27.932	87.0	51.822	104.6				1:41.114	30								

53 Green-Caton (H2C)									Ford Capri								
lap	Sect-1	Speed	Sect-2	Speed	Sect-3	Speed	TopSpeed	laptime pit	lap	Sect-1	Speed	Sect-2	Speed	Sect-3	Speed	Topspeed	laptime pit
1		103.2	44.992	117.5	15.147	107.2		2:57.212	13	24.078	108.1	44.097	113.4	15.614	91.2		1:23.789
2	24.661	97.6	44.495	117.3	14.931	106.0		1:24.087	14	24.941	102.7	44.640	109.8				1:28.911
3	24.231	108.6	43.546	118.1	15.334	105.9		1:23.111	15		83.5	48.969	111.1	16.162	102.5		2:54.918 P
4	23.820	109.7	43.869	118.5	15.055	107.4		1:22.744	16	26.701	84.0	48.154	111.7	16.056	100.6		1:30.911
5	23.866	99.9	44.472	119.4	15.009	107.9		1:23.347	17	2:04.773	82.3	50.267	111.3	16.836	97.9		3:11.876
6	24.157	93.3	44.756	117.9	15.145	108.4		1:24.058	18	28.625	82.0	54.665	97.2	18.405	96.7		1:41.695
7	37.697	102.9	45.055	100.5	15.482	105.7		1:38.234	19	29.043	82.7	53.758	98.7	17.671	96.9		1:40.472
8	24.703	103.8	45.683	110.7	15.706	91.2		1:26.092	20	28.849	81.3	54.020	99.5	18.070	96.7		1:40.939
9	24.412	104.6	44.467	115.9	15.205	103.7		1:24.084	21	28.680	83.5	55.463	95.6	18.602	93.5		1:42.745
10	24.476	105.6	43.621	116.5	15.361	104.2		1:23.458	22	29.064	82.2	55.043	97.6	18.372	94.3		1:42.479
11	24.709	105.9	46.797	113.5	15.278	105.4		1:26.784	23	30.427	73.8	57.583	88.6				1:50.940
12	24.171	106.6	43.807	114.7	15.540	105.0		1:23.518	24								

55 Mullen-Blakeney-Edwards (H2C)									BMW 3.0 CSL								
lap	Sect-1	Speed	Sect-2	Speed	Sect-3	Speed	TopSpeed	laptime pit	lap	Sect-1	Speed	Sect-2	Speed	Sect-3	Speed	Topspeed	laptime pit
1				119.0	15.694	107.4		1:29.452	18		84.8	50.193	105.2	16.836	100.2		3:04.002 P
2	25.080	91.2	44.067	117.3	15.415	106.9		1:24.562	19	25.221	91.2	47.484	109.5	16.295	102.5		1:29.000
3	24.125	96.3	44.385	120.7	14.961	104.7		1:23.471	20	27.579	85.0	51.254	108.8	17.209	97.7		1:36.042
4	23.408	100.6	44.268	115.7	15.091	105.0		1:22.767	21	27.373	84.5	52.312	106.2	17.337	99.0		1:37.022
5	23.345	102.7	44.041	119.8	14.924	106.4		1:22.310	22	27.956	81.8	52.623	109.5	17.243	99.5		1:37.822
6	23.446	99.3	43.898	117.3	14.979	105.9		1:22.323	23	27.852	82.5	52.379	106.7	17.282	92.7		1:37.513
7	23.522	95.8	44.486	113.0	14.986	105.9		1:22.994	24	27.863	85.8	52.990	105.7	17.172	93.1		1:38.025
8	23.474	92.9	44.566	116.3	14.877	105.4		1:22.917	25	27.677	86.3	53.573	100.6	17.800	94.0		1:39.050
9	23.531	95.5	43.801	119.2	14.789	105.2		1:22.121	26	28.617	81.7	54.753	103.6	17.867	92.0		1:41.237
10	23.317	97.3	44.074	115.3	14.817	106.5		1:22.208	27	28.656	81.2	55.249	103.9	20.200	87.4		1:44.105
11	23.441	98.4	44.959	118.5	15.268	103.6		1:23.668	28	28.498	82.7	55.117	103.1	18.927	73.9		1:42.542
12	23.436	98.0	44.200	118.5	14.767	106.7		1:22.403	29	28.751	83.7	57.278	102.2	18.211	87.1		1:44.240
13	23.312	95.8	43.910	118.3	14.981	106.4		1:22.203	30	28.363	81.7	56.760	105.2	18.190	89.7		1:43.313
14	22.896	99.4	44.922	112.8	15.258	104.6		1:23.076	31	29.125	80.8	58.135	105.2	20.856	81.1		1:48.116
15	23.799	99.3	43.580	116.7	15.186	105.2		1:22.565	32	32.417	68.2	57.832	99.9	19.673	84.9		1:49.922
16	23.379	94.8	44.889	117.9	14.761	105.9		1:23.029	33	32.207	69.4	58.385	93.6	20.486	77.9		1:51.078
17	23.537	93.3	44.078	114.3				1:26.610	34								

63 Steve Jones (T2A)									Mini 1275GT								
lap	Sect-1	Speed	Sect-2	Speed	Sect-3	Speed	TopSpeed	laptime pit	lap	Sect-1	Speed	Sect-2	Speed	Sect-3	Speed	Topspeed	laptime pit



**Session Start: 14:59:34 - Finish: 15:50:37**  
**Weather/Track Conditions: Cloud / Drying**  
**Circuit: Donington Park National**  
**Track Length: 3.185 Km - 1.9791 miles**

# Donington Historic Festival - 30 Apr - 2 May 2016

## Historic Touring Car Challenge incorporating the Tony Dron Trophy

### Race - Sector Analysis

65 Tom Pead (H2A)									BMW 1600Ti								
lap	Sect-1	Speed	Sect-2	Speed	Sect-3	Speed	TopSpeed	laptime pit	lap	Sect-1	Speed	Sect-2	Speed	Sect-3	Speed	Topspeed	laptime pit
1				105.9	17.703	89.8		1:44.740	16	25.843	92.9	47.135	105.0	16.748	88.0		1:29.726
2	26.752	85.5	49.939	106.0	16.530	93.3		1:33.221	17	26.857	88.4	48.257	102.5	17.266	89.3		1:32.380
3	26.057	92.9	47.673	107.2	16.765	92.9		1:30.495	18	43.841	67.6	55.052	94.4	19.019	88.7		1:57.912
4	25.730	93.5	48.027	105.4	16.985	90.0		1:30.742	19	30.808	78.1	55.400	95.2				1:50.647
5	26.025	93.9	47.445	107.9	16.122	94.7		1:29.592	20	Out	78.9	55.385	93.8	19.092	86.4		3:13.883 P
6	25.625	99.9	48.037	104.7	16.197	93.4		1:29.859	21	30.651	76.2	56.511	94.6	19.104	86.1		1:46.266
7	25.377	97.7	47.620	105.0	16.284	93.9		1:29.281	22	31.070	73.2	59.807	87.8	20.295	84.4		1:51.172
8	25.477	93.5	47.613	106.0	16.123	94.4		1:29.213	23	31.262	73.8	57.353	94.8	19.456	84.7		1:48.071
9	25.345	93.5	47.621	106.5	16.119	94.4		1:29.085	24	31.753	70.5	57.959	92.7	19.362	86.0		1:49.074
10	25.581	94.2	47.880	105.4	16.219	93.8		1:29.680	25	32.263	71.1	1:00.371	91.4	20.092	80.4		1:52.726
11	25.458	95.4	47.152	106.5	16.021	92.4		1:28.631	26	33.255	69.0	1:00.241	89.1	20.310	84.3		1:53.806
12	25.606	93.9	46.880	106.4	16.310	93.4		1:28.796	27	31.914	68.8	59.377	94.4	20.040	85.3		1:51.331
13	25.583	95.9	47.094	105.0	16.624	90.5		1:29.301	28	32.625	68.1	59.571	90.9	19.995	86.0		1:52.191
14	25.455	96.7	47.091	106.0	16.313	95.2		1:28.859	29	33.472	70.7	58.947	96.7	20.792	85.0		1:53.211
15	25.712	95.5	46.451	108.3	16.519	91.1		1:28.682	30	32.040	76.1	1:00.549	90.6	20.208	83.4		1:52.797

66 Whale H-Whale N (H4B)									BMW M3 E30								
lap	Sect-1	Speed	Sect-2	Speed	Sect-3	Speed	TopSpeed	laptime pit	lap	Sect-1	Speed	Sect-2	Speed	Sect-3	Speed	Topspeed	laptime pit
1				124.0	14.621	107.9		1:21.868	18	23.620	101.6	42.424	124.0	14.947	107.6		1:20.991
2	22.616	108.1	42.359	124.5	15.055	103.1		1:20.030	19	23.686	97.1	43.047	123.3				1:24.372
3	22.486	110.0	41.449	125.6	14.153	108.1		1:18.088	20		91.2	45.868	115.1	15.976	102.5		3:20.297 P
4	22.504	111.1	41.178	125.2	14.065	108.4		1:17.747	21	27.127	86.2	53.130	107.2	18.471	92.5		1:38.728
5	22.536	106.3	41.554	124.7	15.248	106.4		1:19.338	22	28.153	86.1	53.175	101.6	33.516	65.1		1:54.844
6	22.676	112.6	42.085	124.2	14.714	107.6		1:19.475	23	30.593	75.6	53.465	107.0	18.662	90.9		1:42.720
7	22.551	111.1	42.619	121.3	14.127	108.1		1:19.297	24	29.069	80.5	55.746	99.6	18.747	84.2		1:43.562
8	22.443	113.5	41.058	124.0	13.977	109.1		1:17.478	25	30.168	81.2	57.033	98.2	19.517	85.0		1:46.718
9	22.324	114.7	41.946	121.1	14.771	96.3		1:19.041	26	30.146	73.1	58.432	99.2	19.247	83.9		1:47.825
10	23.162	102.9	42.117	122.4	14.104	106.2		1:19.383	27	31.134	75.7	59.882	92.0	20.124	80.5		1:51.140
11	22.964	95.4	42.176	125.6	15.570	104.1		1:20.710	28	31.530	75.6	1:02.957	87.6	21.408	73.8		1:55.895
12	23.569	95.8	42.462	124.9	13.998	108.3		1:20.029	29	33.892	73.4	1:04.297	89.2	20.816	75.1		1:59.005
13	22.331	116.0	41.531	124.0	14.093	106.9		1:17.955	30	33.715	73.5	1:02.405	89.8	21.390	75.2		1:57.510
14	22.492	110.8	41.256	125.4	14.640	107.7		1:18.388	31	34.056	67.3	1:05.572	85.0	23.573	69.2		2:03.201
15	22.580	111.8	41.540	125.4	14.411	108.8		1:18.531	32	35.809	67.7	1:05.380	84.4	21.536	73.5		2:02.725
16	22.394	109.9	41.957	124.0	14.065	108.4		1:18.416	33	34.351	69.7	1:03.075	88.2	21.139	73.2		1:58.565
17	23.328	106.9	42.574	123.3	14.523	106.0		1:20.425	34								

68 Mark Wright (H2B)									Ford Escort RS1800								
lap	Sect-1	Speed	Sect-2	Speed	Sect-3	Speed	TopSpeed	laptime pit	lap	Sect-1	Speed	Sect-2	Speed	Sect-3	Speed	Topspeed	laptime pit
1				122.0	14.487	103.4		1:21.491	17	22.644	114.5	41.025	120.9				1:22.244
2	1:42.345	112.4	40.616	121.5	14.102	102.3		2:37.063	18		91.9	48.832	115.5	15.577	98.0		5:20.501 P
3	22.251	114.9	40.933	121.1	14.185	101.7		1:17.369	19	25.430	95.2	51.391	111.7	16.823	103.7		1:33.644
4	22.305	114.5	41.326	118.3	15.131	101.1		1:18.762	20	25.686	94.6	49.151	110.7	16.555	97.7		1:31.392
5	22.021	113.7	41.504	121.8	14.525	101.7		1:18.050	21	27.825	81.0	48.510	115.1	16.243	96.6		1:32.578
6	22.478	111.5	42.932	121.5	14.408	100.9		1:19.818	22	26.407	92.4	49.412	112.6	16.619	93.9		1:32.438
7	22.192	113.9	40.948	120.2	14.352	101.3		1:17.492	23	26.089	92.6	51.813	109.0	16.896	96.2		1:34.798
8	22.391	107.8	42.445	121.1	14.514	95.5		1:19.350	24	26.289	91.3	50.825	112.6	16.716	102.3		1:33.830
9	23.407	110.4	41.235	120.7	14.306	102.5		1:18.948	25	26.630	85.4	50.905	110.9	17.091	100.0		1:34.626
10	23.371	110.4	43.201	119.6	14.552	96.2		1:21.124	26	26.856	85.8	51.498	107.6	17.469	93.8		1:35.823
11	22.356	114.9	41.618	120.9	14.272	102.3		1:18.246	27	26.628	82.9	53.199	111.1	17.450	96.2		1:37.277
12	22.460	115.8	40.750	121.1	14.430	101.6		1:17.640	28	25.875	90.5	51.395	110.2	17.356	81.7		1:34.626
13	22.129	113.1	40.703	116.7	16.161	69.5		1:18.993	29	27.135	87.6	51.227	106.4	17.128	95.2		1:35.490
14	22.566	114.9	41.274	120.0	15.104	100.3		1:18.944	30	28.403	77.4	54.746	106.5	17.670	94.3		1:40.819
15	22.267	113.7	40.837	118.5	15.468	99.9		1:18.572	31	27.161	87.7	51.600	104.1	18.001	94.3		1:36.762
16	22.264	110.0	41.382	122.0	14.570	103.1		1:18.216	32	28.749	82.8	51.700	105.2	18.992	94.8		1:39.441

71 Hart-Shepherd (H3B)									Renault 5 GT Turbo								
lap	Sect-1	Speed	Sect-2	Speed	Sect-3	Speed	TopSpeed	laptime pit	lap	Sect-1	Speed	Sect-2	Speed	Sect-3	Speed	Topspeed	laptime pit



**Session Start: 14:59:34 - Finish: 15:50:37**  
**Weather/Track Conditions: Cloud / Drying**  
**Circuit: Donington Park National**  
**Track Length: 3.185 Km - 1.9791 miles**

# Donington Historic Festival - 30 Apr - 2 May 2016

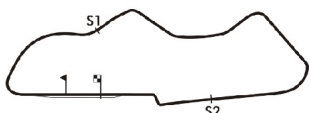
## Historic Touring Car Challenge incorporating the Tony Dron Trophy

### Race - Sector Analysis

74 Bruce-Harvey (T2C)									Rover SD1								
lap	Sect-1	Speed	Sect-2	Speed	Sect-3	Speed	TopSpeed	laptime pit	lap	Sect-1	Speed	Sect-2	Speed	Sect-3	Speed	Topspeed	laptime pit
1				109.8	15.806	104.2		1:28.922	17	26.966	85.0	47.360	110.6	15.945	103.6		1:30.271
2	25.910	89.6	45.616	112.6	16.159	95.9		1:27.685	18	26.248	92.5	48.902	99.6	17.462	101.1		1:32.612
3	25.012	101.2	46.469	111.7	15.410	107.2		1:26.891	19	27.907	86.2	50.062	106.5	17.027	100.9		1:34.996
4	25.101	102.1	45.132	113.7	15.383	104.1		1:25.616	20	28.270	83.3	55.191	101.7	17.622	99.9		1:41.083
5	25.577	90.1	46.290	112.0	15.546	99.5		1:27.413	21	28.158	85.3	52.009	102.0	17.583	101.1		1:37.750
6	24.834	103.8	46.961	118.5	15.436	107.0		1:27.231	22	28.689	74.6	53.056	103.0	18.312	94.0		1:40.057
7	24.438	102.6	45.263	113.0	15.459	109.5		1:25.160	23	28.195	85.8	54.160	102.8	17.461	100.0		1:39.816
8	24.843	101.3	45.539	119.2	15.652	106.9		1:26.034	24	28.366	81.4	55.193	102.5	17.610	102.0		1:41.169
9	24.813	104.3	47.435	107.7	16.373	104.2		1:28.621	25	28.431	84.2	54.747	100.6	17.448	100.0		1:40.626
10	24.681	98.4	46.671	111.1	15.276	106.7		1:26.628	26	28.213	82.4	56.019	98.3	18.979	95.6		1:43.211
11	25.101	98.4	45.473	110.4	15.081	107.0		1:25.655	27	28.895	83.4	56.058	97.7	18.091	99.5		1:43.044
12	24.287	101.3	44.958	112.6	15.219	105.7		1:24.464	28	28.381	82.8	56.430	100.8	18.150	98.6		1:42.961
13	24.938	100.6	47.022	111.3	15.716			1:27.676	29	29.811	79.5	57.272	102.5	17.839	99.5		1:44.922
14	26.592	98.0	45.862	104.1	15.689	106.0		1:28.143	30	29.266	82.0	57.326	98.2	18.243	98.4		1:44.835
15	24.761	94.2	45.709	105.2				1:29.490	31	29.168	79.7	57.512	96.6	18.874	95.8		1:45.554
16		86.6	47.730	109.7	15.482	103.9		2:49.804 P	32	29.870	75.8	56.963	99.0	18.330	98.6		1:45.163

75 Thibaut-Mestdagh (H2C)									BMW 3.0 CSL								
lap	Sect-1	Speed	Sect-2	Speed	Sect-3	Speed	TopSpeed	laptime pit	lap	Sect-1	Speed	Sect-2	Speed	Sect-3	Speed	Topspeed	laptime pit
1				119.8	14.129	105.2		1:24.572	18	22.949	112.8	41.909	120.2				1:23.269
2	22.239	121.4	42.140	120.9	14.099	106.2		1:18.478	19	Out	78.9	50.527	105.9	17.867	92.5		3:13.878 P
3	22.798	102.7	42.419	121.3	14.169	105.9		1:19.386	20	26.340	86.7	1:09.727	86.3	17.335	95.2		1:53.402
4	22.131	125.9	41.359	120.5	13.797	107.7		1:17.287	21	27.833	82.2	1:01.371	85.4	19.112	94.7		1:48.316
5	22.180	120.8	41.898	121.1	14.062	106.7		1:18.140	22	27.658	78.8	53.020	103.3	17.937	91.0		1:38.615
6	22.444	110.9	41.890	123.8	14.628	106.5		1:18.962	23	27.929	81.4	53.327	109.0	17.821	93.3		1:39.077
7	22.474	109.5	42.738	117.3	14.065	108.4		1:19.277	24	27.638	78.7	54.188	101.6	18.082	90.5		1:39.908
8	22.844	114.1	41.494	120.7	13.937	106.5		1:18.275	25	28.102	81.9	56.654	100.0	18.630	89.3		1:43.386
9	22.129	118.7	41.211	117.7	14.813	108.3		1:18.153	26	28.836	78.0	54.624	104.4	17.841	91.0		1:41.301
10	23.138	105.8	42.409	121.8	14.095	107.9		1:19.642	27	29.840	67.8	57.189	89.8	19.030	85.4		1:46.059
11	22.770	92.4	42.583	122.2	14.697	106.5		1:20.050	28	31.306	75.4	1:01.466	83.3				1:57.497
12	22.854	110.0	41.286	122.0	13.550	106.9		1:17.690	29	Out	75.4	59.873	87.3	20.649	88.4		2:45.863 P
13	21.973	117.0	41.274	120.9	13.675	108.3		1:16.922	30	30.406	75.6	59.108	95.2	21.413	86.1		1:50.927
14	22.097	115.8	40.828	121.3	14.107	107.0		1:17.032	31	31.107	74.4	58.017	92.6	19.840	85.8		1:48.964
15	22.121	116.6	41.257	121.8	14.546	105.9		1:17.924	32	31.882	70.9	1:00.683	87.8	20.351	83.9		1:52.916
16	22.058	118.5	41.169	120.7	14.452	105.9		1:17.679	33	32.886	67.3	1:00.057	83.2	20.837	81.2		1:53.780
17	22.120	118.1	42.101	121.1	14.160	107.9		1:18.381	34								

81 Whitaker-Reuben (T2C)									Ford Capri								
lap	Sect-1	Speed	Sect-2	Speed	Sect-3	Speed	TopSpeed	laptime pit	lap	Sect-1	Speed	Sect-2	Speed	Sect-3	Speed	Topspeed	laptime pit
1				108.8	16.009	89.8		1:37.376	16	27.249	79.9	51.984	105.9	18.044	94.3		1:37.277
2	25.084	100.3	46.046	111.1	16.069	93.4		1:27.199	17	28.802	83.5	53.527	105.7	17.758	91.9		1:40.087
3	24.808	104.1	45.178	110.9	15.632	93.9		1:25.618	18	28.925	81.7	57.165	92.4	19.314	87.9		1:45.404
4	24.480	103.8	45.054	110.4	16.120	96.1		1:25.654	19	29.283	79.3	55.144	99.8	18.277	91.2		1:42.704
5	25.615	101.3	45.313	110.6	15.698	95.9		1:26.626	20	29.545	77.6	55.577	102.6	18.361	89.7		1:43.483
6	24.423	104.6	45.012	110.6	15.319	96.7		1:24.754	21	29.214	78.7	56.313	99.5	18.547	90.0		1:44.074
7	1:50.076	105.1	45.098	112.6	16.927	85.9		2:52.101	22	29.592	78.3	57.303	101.6	18.883	90.5		1:45.778
8	24.730	100.7	46.360	104.6	16.615	95.9		1:27.705	23	28.927	78.9	56.964	98.7	18.847	88.7		1:44.738
9	25.334	100.2	45.347	110.7	15.875	96.2		1:26.556	24	30.014	76.8	57.275	95.8	19.362	87.1		1:46.651
10	24.431	106.9	45.277	110.9	15.592	73.7		1:25.300	25	30.891	73.0	59.260	91.2	19.257	88.4		1:49.408
11	24.477	109.0	44.987	111.7	16.384	109.1		1:25.848	26	30.553	72.0	59.577	95.1	18.889	89.7		1:49.019
12	24.676	109.2	44.317	112.2				1:27.811	27	30.439	76.2	58.469	93.8	19.774	89.8		1:48.682
13		83.6	49.488	106.7	16.831	94.3		3:58.293 P	28	32.596	67.7	59.918	96.9	19.394	88.0		1:51.908
14	26.325	88.2	49.779	110.9	16.276	95.0		1:32.380	29	30.966	69.1	59.928	96.3	20.137	83.3		1:51.031
15	25.981	89.7	48.450	109.3	16.599	73.8		1:31.030	30	31.009	71.3	58.775	100.8	19.277	83.1		1:49.061



Session Start: 14:59:34 - Finish: 15:50:37

Weather/Track Conditions: Cloud / Drying

Circuit: Donington Park National

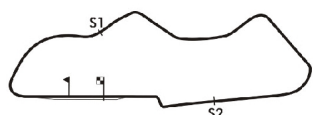
Track Length: 3.185 Km - 1.9791 miles

# Donington Historic Festival - 30 Apr - 2 May 2016

## Historic Touring Car Challenge incorporating the Tony Dron Trophy

### Race - Sector Analysis

123 Ric Wood (H2C)									Ford Capri								
lap	Sect-1	Speed	Sect-2	Speed	Sect-3	Speed	TopSpeed	laptime pit	lap	Sect-1	Speed	Sect-2	Speed	Sect-3	Speed	Topspeed	laptime pit
1				112.2	15.505	99.3		1:31.296	17	24.127	100.4	43.811	113.4	14.837	101.9		1:22.775
2	24.484	94.6	44.613	116.5	15.285	101.6		1:24.382	18	25.174	92.1	46.622	109.0	15.362	100.8		1:27.158
3	24.370	99.0	43.368	115.5	15.017	104.1		1:22.755	19	27.601	77.4	50.374	104.9				1:38.498
4	24.497	93.4	44.332	115.7	15.496	103.6		1:24.325	20	Out	76.1	53.099	95.0	17.559	92.7		5:54.417 P
5	24.501	97.3	43.862	117.3	15.089	103.1		1:23.452	21	28.484	79.6	51.831	103.1	17.111	93.4		1:37.426
6	24.534	96.3	44.315	118.1	15.015	103.9		1:23.864	22	28.141	81.2	52.210	100.6	17.549	96.7		1:37.900
7	23.970	101.0	43.420	117.1	14.770	104.1		1:22.160	23	28.456	72.0	52.825	97.6	18.782	95.9		1:40.063
8	25.130	95.5	43.701	115.9	15.217	101.9		1:24.048	24	29.008	69.6	55.543	96.7	18.251	91.9		1:42.802
9	24.181	94.8	43.519	113.7	14.736	102.3		1:22.436	25	28.730	76.0	56.259	97.2	17.904	93.8		1:42.893
10	23.866	94.1	43.802	113.7	14.806	102.5		1:22.474	26	28.981	77.5	55.324	97.3	18.019	88.0		1:42.324
11	24.079	98.6	43.565	114.5	14.525	105.2		1:22.169	27	28.373	81.6	53.379	93.0	17.825	87.6		1:39.577
12	23.725	100.3	44.102	114.5	14.646	104.2		1:22.473	28	30.861	78.1	58.218	75.3	20.506	80.0		1:49.585
13	24.582	92.6	44.367	118.8	15.026	102.8		1:23.975	29	34.243	69.7	1:00.601	78.4				2:00.185
14	23.680	96.6	44.404	112.8	14.842	103.9		1:22.926	30	Out	74.9	1:00.192	84.8	19.456	92.7		2:35.024 P
15	23.821	100.0	45.227	112.6	14.816	100.8		1:23.864	31	30.400	71.4	56.560	84.5	19.747	82.2		1:46.707
16	23.830	98.7	44.577	116.7	14.652	103.9		1:23.059	32								

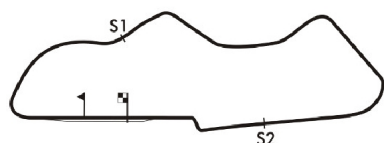


# Donington Historic Festival - 30 Apr - 2 May 2016

## Historic Touring Car Challenge incorporating the Tony Dron Trophy

### Race - Best Sector Times

POS	NO	DRIVER/S	Sector 1			Sector 2			Sector 3			IDEAL LAP	BEST LAP	On
			TIME	LAP	POS	TIME	LAP	POS	TIME	LAP	POS			
1	3	Soper-Ward	21.929	11	2	40.016	11	1	13.686	13	3	1:15.631	<b>1:16.162</b>	<b>4</b>
2	10	Smith-Cuff	21.660	12	1	40.613	11	2	13.499	11	1	1:15.772	<b>1:15.976</b>	<b>3</b>
3	55	Mullen-Blakeney-Edwards	22.896	14	7	43.580	15	14	14.761	16	12	1:21.237	<b>1:22.121</b>	<b>9</b>
4	42	Tom Pochciol	22.115	3	5	42.103	3	6	14.141	14	6	1:18.359	<b>1:18.398</b>	<b>3</b>
5	66	Whale H-Whale N	22.324	9	6	41.058	8	5	13.977	8	4	1:17.359	<b>1:17.478</b>	<b>8</b>
6	75	Thibaut-Mestdagh	21.973	13	3	40.828	14	4	13.550	12	2	1:16.351	<b>1:16.922</b>	<b>13</b>
7	68	Mark Wright	22.021	5	4	40.616	2	3	14.102	2	5	1:16.739	<b>1:17.369</b>	<b>3</b>
8	7	Garrett-Hall	23.821	5	16	42.851	6	9	14.749	5	11	1:21.421	<b>1:21.804</b>	<b>5</b>
9	74	Bruce-Harvey	24.287	12	23	44.958	12	23	15.081	11	21	1:24.326	<b>1:24.464</b>	<b>12</b>
10	31	Les Ely	24.558	10	27	45.386	13	26	14.999	8	18	1:24.943	<b>1:25.437</b>	<b>8</b>
11	1	Gary Feakins	23.834	2	17	44.325	6	20	14.898	11	14	1:23.057	<b>1:23.153</b>	<b>12</b>
12	21	Bryant G-Bryant O	23.772	10	13	44.062	10	18	15.196	2	23	1:23.030	<b>1:23.139</b>	<b>10</b>
13	14	Richard Meins	24.101	12	21	44.627	12	22	15.289	15	24	1:24.017	<b>1:24.612</b>	<b>12</b>
14	12	Brindle-Greensall	24.275	12	22	45.097	7	24	15.058	12	19	1:24.430	<b>1:24.454</b>	<b>12</b>
15	15	Henry Mann	23.748	5	12	43.122	12	11	14.653	6	10	1:21.523	<b>1:22.619</b>	<b>10</b>
16	41	Hanson-Pochciol	24.043	14	19	44.468	8	21	15.058	14	20	1:23.569	<b>1:23.768</b>	<b>14</b>
17	9	Clark-Neal	24.472	2	25	45.180	4	25	15.376	4	28	1:25.028	<b>1:25.336</b>	<b>4</b>
18	34	Watts-Swift	23.110	3	8	42.132	2	7	14.262	14	7	1:19.504	<b>1:19.848</b>	<b>2</b>
19	20	Blackburn-Keen	24.506	10	26	45.913	14	30	15.297	12	25	1:25.716	<b>1:25.984</b>	<b>6</b>
20	123	Ric Wood	23.680	14	11	43.368	3	12	14.525	11	9	1:21.573	<b>1:22.160</b>	<b>7</b>
21	43	Snowdon-Guest	24.714	2	28	45.485	5	28	15.320	6	27	1:25.519	<b>1:26.183</b>	<b>5</b>
22	65	Tom Pead	25.345	9	30	46.451	15	31	16.021	11	30	1:27.817	<b>1:28.631</b>	<b>11</b>
23	19	Peter Mallett											<b>1:29.775</b>	<b>13</b>
24	24	Robert Crofton	26.572	3	32	49.353	3	33	16.709	3	33	1:32.634	<b>1:32.634</b>	<b>3</b>
25	81	Whitaker-Reuben	24.098	7	20	44.317	12	19	15.319	6	26	1:23.734	<b>1:24.754</b>	<b>6</b>
26	32	Bill Cutler	24.418	11	24	45.425	7	27	14.994	3	17	1:24.837	<b>1:25.781</b>	<b>7</b>
27	25	Adrian Brady	23.656	12	10	43.023	10	10	15.081	4	22	1:21.760	<b>1:22.284</b>	<b>8</b>
28	27	Richard Postins	23.323	5	9	42.725	6	8	14.481	5	8	1:20.529	<b>1:20.792</b>	<b>6</b>
29	11	Allen-Roberts	26.736	3	33	49.262	7	32	16.830	10	34	1:32.828	<b>1:33.382</b>	<b>10</b>
30	22	Edwards J-Edwards A	26.126	13	31	49.787	14	34	16.563	10	31	1:32.476	<b>1:33.803</b>	<b>12</b>
31	46	Lillywhite-Bennett-Baggs	26.833	12	34	50.065	2	35	16.700	3	32	1:33.598	<b>1:33.816</b>	<b>2</b>
32	53	Green-Caton	23.820	4	15	43.546	3	13	14.931	2	16	1:22.297	<b>1:22.744</b>	<b>4</b>
33	4	Chris Williams	24.007	11	18	43.741	13	16	14.819	12	13	1:22.567	<b>1:23.259</b>	<b>13</b>
34	18	James Thorpe	23.799	6	14	43.755	6	17	14.930	6	15	1:22.484	<b>1:22.484</b>	<b>6</b>
35	44	Morris-Shephard	24.881	2	29	45.802	5	29	15.703	5	29	1:26.386	<b>1:26.723</b>	<b>5</b>
36	16	Smith-Young				43.671	2	15						
37	37	Mike Luck				57.830	1	36						
38	63	Steve Jones												
39	26	White-Bussell												
40	71	Hart-Shepherd												



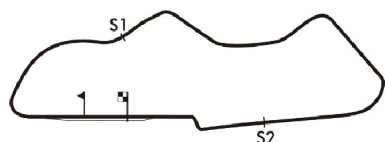
**Session Start: 14:59:34 - Finish: 15:50:37**  
**Weather/Track Conditions: Cloud / Drying**  
**Circuit: Donington Park National**  
**Track Length: 3.185 Km - 1.9791 miles**

# Donington Historic Festival - 30 Apr - 2 May 2016

## Historic Touring Car Challenge incorporating the Tony Dron Trophy

### Race - Best Sector Speeds

	NO	SECTOR 1	MPH	NO	SECTOR 2	MPH	NO	SECTOR 3	MPH
1	75	Thibaut-Mestdagh	125.9	10	Smith-Cuff	128.5	10	Smith-Cuff	114.1
2	10	Smith-Cuff	117.7	66	Whale H-Whale N	125.6	3	Soper-Ward	113.5
3	42	Tom Pochciol	116.6	3	Soper-Ward	124.9	42	Tom Pochciol	109.5
4	66	Whale H-Whale N	116.0	21	Bryant G-Bryant O	124.0	74	Bruce-Harvey	109.5
5	68	Mark Wright	115.8	75	Thibaut-Mestdagh	123.8	66	Whale H-Whale N	109.1
6	27	Richard Postins	113.0	42	Tom Pochciol	123.5	81	Whitaker-Reuben	109.1
7	3	Soper-Ward	111.8	9	Clark-Neal	123.3	9	Clark-Neal	108.6
8	34	Watts-Swift	111.8	68	Mark Wright	122.0	53	Green-Caton	108.4
9	4	Chris Williams	110.9	55	Mullen-Blakeney-Edwards	120.7	75	Thibaut-Mestdagh	108.4
10	41	Hanson-Pochciol	110.6	34	Watts-Swift	120.2	21	Bryant G-Bryant O	108.3
11	53	Green-Caton	109.7	53	Green-Caton	120.0	55	Mullen-Blakeney-Edwards	107.4
12	81	Whitaker-Reuben	109.2	74	Bruce-Harvey	119.2	34	Watts-Swift	106.4
13	14	Richard Meins	108.5	46	Lillywhite-Bennett-Baggs	118.8	25	Adrian Brady	105.9
14	9	Clark-Neal	107.8	123	Ric Wood	118.8	123	Ric Wood	105.2
15	18	James Thorpe	107.6	25	Adrian Brady	118.5	27	Richard Postins	105.0
16	1	Gary Feakins	106.9	22	Edwards J-Edwards A	117.7	68	Mark Wright	103.7
17	7	Garrett-Hall	106.8	27	Richard Postins	117.5	7	Garrett-Hall	102.8
18	16	Smith-Young	106.8	14	Richard Meins	116.1	15	Henry Mann	102.6
19	15	Henry Mann	105.9	7	Garrett-Hall	115.5	1	Gary Feakins	102.2
20	25	Adrian Brady	105.8	1	Gary Feakins	114.9	32	Bill Cutler	101.6
21	12	Brindle-Greensall	105.3	15	Henry Mann	114.9	46	Lillywhite-Bennett-Baggs	101.4
22	43	Snowdon-Guest	104.5	20	Blackburn-Keen	114.7	41	Hanson-Pochciol	100.3
23	74	Bruce-Harvey	104.3	41	Hanson-Pochciol	114.5	14	Richard Meins	100.2
24	55	Mullen-Blakeney-Edwards	102.7	12	Brindle-Greensall	113.5	20	Blackburn-Keen	99.9
25	21	Bryant G-Bryant O	102.4	32	Bill Cutler	113.0	18	James Thorpe	99.8
26	11	Allen-Roberts	102.0	81	Whitaker-Reuben	112.6	12	Brindle-Greensall	99.0
27	20	Blackburn-Keen	102.0	4	Chris Williams	112.2	4	Chris Williams	97.7
28	31	Les Ely	101.2	18	James Thorpe	111.8	31	Les Ely	97.7
29	123	Ric Wood	101.0	31	Les Ely	111.7	22	Edwards J-Edwards A	97.3
30	65	Tom Pead	99.9	43	Snowdon-Guest	109.0	43	Snowdon-Guest	95.9
31	32	Bill Cutler	98.6	44	Morris-Shephard	109.0	65	Tom Pead	95.2
32	22	Edwards J-Edwards A	98.3	65	Tom Pead	108.3	44	Morris-Shephard	93.8
33	46	Lillywhite-Bennett-Baggs	98.0	16	Smith-Young	107.9	24	Robert Crofton	92.7
34	44	Morris-Shephard	96.3	24	Robert Crofton	106.4	11	Allen-Roberts	88.1
35	37	Mike Luck	93.5	11	Allen-Roberts	100.6	16	Smith-Young	0.0
36	24	Robert Crofton	92.6	37	Mike Luck	63.3	19	Peter Mallett	0.0
37	19	Peter Mallett	0.0	19	Peter Mallett	0.0	26	White-Bussell	0.0
38	26	White-Bussell	0.0	26	White-Bussell	0.0	37	Mike Luck	0.0
39	63	Steve Jones	0.0	63	Steve Jones	0.0	63	Steve Jones	0.0
40	71	Hart-Shepherd	0.0	71	Hart-Shepherd	0.0	71	Hart-Shepherd	0.0



**Session Start: 14:59:34 - Finish: 15:50:37**  
**Weather/Track Conditions: Cloud / Drying**  
**Circuit: Donington Park National**  
**Track Length: 3.185 Km - 1.9791 miles**

# Donington Historic Festival - 30 Apr - 2 May 2016

## Historic Touring Car Challenge incorporating the Tony Dron Trophy

### Race - Lap Chart

Lap 1			Lap 2			Lap 3			Lap 4			Lap 5			Lap 6		
NO	Behind	Laptime	NO	Behind	Laptime	NO	Behind	Laptime	NO	Behind	Laptime	NO	Behind	Laptime	NO	Behind	Laptime
10		1:21.041	10		1:16.734	10		1:15.976	10		1:16.062	10		1:17.047	10		1:16.317
68	0.450	1:21.491	3	3.412	1:17.662	3	4.062	1:16.626	3	4.162	1:16.162	24	1 LAP	1:35.363	19	1 LAP	1:30.034
66	0.827	1:21.868	66	4.123	1:20.030	68	1 LAP	2:37.063	68	1 LAP	1:17.369	3	4.226	1:17.111	3	5.396	1:17.487
34	1.693	1:22.734	34	4.807	1:19.848	66	6.235	1:18.088	66	7.920	1:17.747	68	1 LAP	1:18.762	65	1 LAP	1:29.592
3	2.484	1:23.525	75	5.275	1:18.478	75	8.685	1:19.386	75	9.910	1:17.287	22	1 LAP	1:36.546	68	1 LAP	1:18.050
75	3.531	1:24.572	42	8.018	1:19.677	34	10.016	1:21.185	42	14.132	1:19.754	66	10.211	1:19.338	66	13.369	1:19.475
7	4.689	1:25.730	7	9.889	1:21.934	42	10.440	1:18.398	34	14.608	1:20.654	46	1 LAP	1:36.015	75	13.648	1:18.962
42	5.075	1:26.116	27	13.432	1:21.467	7	16.705	1:22.792	7	22.986	1:22.343	75	11.003	1:18.140	24	1 LAP	1:36.817
74	7.881	1:28.922	21	15.310	1:24.064	27	18.425	1:20.969	27	24.126	1:21.763	11	1 LAP	1:36.022	42	21.953	1:21.402
21	7.980	1:29.021	55	16.239	1:24.562	55	23.734	1:23.471	55	30.439	1:22.767	42	16.868	1:19.783	34	23.688	1:21.482
55	8.411	1:29.452	16	1 LAP	2:55.532	21	24.305	1:24.971	21	32.568	1:24.325	34	18.523	1:20.962	22	1 LAP	1:35.318
27	8.699	1:29.740	123	17.903	1:24.382	123	24.682	1:22.755	123	32.945	1:24.325	7	27.743	1:21.804	11	1 LAP	1:34.980
9	9.942	1:30.983	74	18.832	1:27.685	53	1 LAP	1:24.087	53	1 LAP	1:23.111	27	28.024	1:20.945	46	1 LAP	1:37.261
123	10.255	1:31.296	18	18.982	1:25.030	18	28.873	1:25.867	18	36.158	1:23.347	55	35.702	1:22.310	27	32.499	1:20.792
18	10.686	1:31.727	53	1 LAP	2:57.212	74	29.747	1:26.891	74	39.301	1:25.616	21	39.324	1:23.803	7	33.413	1:21.987
4	11.382	1:32.423	9	20.195	1:26.987	9	30.381	1:26.162	9	39.655	1:25.336	123	39.350	1:23.452	55	41.708	1:22.323
12	12.011	1:33.052	4	21.626	1:26.978	12	32.186	1:25.967	25	40.505	1:23.862	53	1 LAP	1:22.744	123	46.897	1:23.864
25	12.963	1:34.004	12	22.195	1:26.918	25	32.705	1:24.987	15	41.683	1:23.706	18	42.719	1:23.608	21	46.943	1:23.936
41	14.180	1:35.221	41	22.752	1:25.306	1	33.720	1:26.361	12	43.754	1:27.630	9	48.929	1:26.321	53	1 LAP	1:23.347
1	14.817	1:35.858	1	23.335	1:25.252	15	34.039	1:24.347	4	44.430	1:25.855	74	49.667	1:27.413	18	48.886	1:22.484
81	16.335	1:37.376	25	23.694	1:27.465	41	34.230	1:27.454	14	44.825	1:25.412	15	49.751	1:25.115	15	58.037	1:24.603
14	16.838	1:37.879	14	25.587	1:25.483	4	34.637	1:28.987	41	45.396	1:27.228	25	50.423	1:26.965	9	59.380	1:26.768
15	17.583	1:38.624	15	25.668	1:24.819	14	35.475	1:25.864	81	46.034	1:25.654	12	53.141	1:26.434	25	59.794	1:25.688
20	17.855	1:38.896	81	26.800	1:27.199	81	36.442	1:25.618	20	50.030	1:27.446	14	53.781	1:26.003	74	1:00.581	1:27.231
31	18.278	1:39.319	20	28.431	1:27.310	20	38.646	1:26.191	1	50.337	1:32.679	4	54.831	1:27.448	12	1:02.065	1:25.241
44	18.989	1:40.030	31	28.747	1:27.203	31	39.244	1:26.473	31	51.321	1:28.139	41	54.959	1:26.610	14	1:02.920	1:25.456
43	20.373	1:41.414	44	29.113	1:26.858	44	40.161	1:27.024	44	51.354	1:27.255	81	55.613	1:26.626	41	1:03.360	1:24.718
24	23.440	1:44.481	43	30.421	1:26.782	43	41.209	1:26.764	43	52.571	1:27.424	1	58.070	1:24.780	81	1:04.050	1:24.754
32	23.505	1:44.546	32	34.856	1:28.085	32	46.002	1:27.122	32	56.387	1:26.447	20	1:00.135	1:27.152	4	1:04.903	1:26.389
65	23.699	1:44.740	19	39.261	1:30.960	19	54.214	1:30.929	19	1:08.705	1:30.553	31	1:00.618	1:26.344	1	1:05.137	1:23.384
19	25.035	1:46.076	65	40.186	1:33.221	65	54.705	1:30.495	65	1:09.385	1:30.742	44	1:01.030	1:26.723	20	1:09.802	1:25.984
22	29.124	1:50.165	24	41.639	1:34.933	24	58.297	1:32.634				43	1:01.707	1:26.183	43	1:11.996	1:26.606
46	31.677	1:52.718	22	46.465	1:34.075	22	1:06.725	1:36.236				32	1:06.481	1:27.141			
11	32.714	1:53.755	46	48.759	1:33.816	46	1:07.389	1:34.606									
37	36.232	1:57.273	11	50.442	1:34.462	11	1:08.421	1:33.955									

**Session Start: 14:59:34 - Finish: 15:50:37**

**Weather/Track Conditions: Cloud / Drying**

**Circuit: Donington Park National**

**Track Length: 3.185 Km - 1.9791 miles**



# Donington Historic Festival - 30 Apr - 2 May 2016

## Historic Touring Car Challenge incorporating the Tony Dron Trophy

### Race - Lap Chart

Lap 7			Lap 8			Lap 9			Lap 10			Lap 11			Lap 12		
NO	Behind	Laptime	NO	Behind	Laptime	NO	Behind	Laptime	NO	Behind	Laptime	NO	Behind	Laptime	NO	Behind	Laptime
10		1:16.598	10		1:18.843	10		1:17.388	10		1:18.034	10		1:16.524	10		1:16.794
31	1 LAP	1:32.509	20	1 LAP	1:27.247	41	1 LAP	1:24.506	18	1 LAP	1:30.774	15	1 LAP	1:22.619	21	1 LAP	1:23.660
32	1 LAP	1:26.673	3	3.736	1:17.180	14	1 LAP	1:26.819	11	2 LAPS	1:34.002	25	1 LAP	1:22.780	3	4.965	1:16.260
3	5.399	1:16.601	43	1 LAP	1:27.382	3	3.284	1:16.936	53	2 LAPS	1:25.712	3	5.499	1:16.751	15	1 LAP	1:22.809
68	1 LAP	1:19.818	32	1 LAP	1:25.781	81	2 LAPS	2:52.101	24	2 LAPS	1:39.671	53	2 LAPS	1:24.464	25	1 LAP	1:23.113
66	16.068	1:19.297	31	1 LAP	1:25.835	1	1 LAP	1:27.134	3	5.272	1:20.022	41	1 LAP	1:25.221	53	2 LAPS	1:23.458
75	16.327	1:19.277	68	1 LAP	1:17.492	4	1 LAP	1:27.103	41	1 LAP	1:25.277	68	1 LAP	1:21.124	68	1 LAP	1:18.246
65	1 LAP	1:29.859	66	14.703	1:17.478	20	1 LAP	1:28.281	74	1 LAP	1:28.621	74	1 LAP	1:26.628	75	22.554	1:17.690
19	1 LAP	1:31.104	75	15.759	1:18.275	68	1 LAP	1:19.350	12	1 LAP	1:28.710	12	1 LAP	1:26.230	41	1 LAP	1:25.079
42	25.309	1:19.954	16	6 LAPS	7:49.204	43	1 LAP	1:26.874	14	1 LAP	1:26.132	1	1 LAP	1:25.483	66	25.126	1:20.029
34	29.591	1:22.501	42	26.868	1:20.402	31	1 LAP	1:25.437	22	2 LAPS	1:37.908	14	1 LAP	1:26.696	1	1 LAP	1:24.205
27	37.077	1:21.176	65	1 LAP	1:29.281	66	16.356	1:19.041	1	1 LAP	1:25.793	75	21.658	1:20.050	74	1 LAP	1:25.655
24	1 LAP	1:36.386	19	1 LAP	1:31.099	75	16.524	1:18.153	4	1 LAP	1:26.427	66	21.891	1:20.710	12	1 LAP	1:25.716
7	42.507	1:25.692	34	33.186	1:22.438	32	1 LAP	1:27.935	46	2 LAPS	1:37.770	11	2 LAPS	1:34.716	14	1 LAP	1:25.649
55	48.104	1:22.994	27	39.548	1:21.314	42	29.423	1:19.943	81	2 LAPS	1:27.705	81	2 LAPS	1:26.556	81	2 LAPS	1:25.300
11	1 LAP	1:37.387	7	46.446	1:22.782	34	38.760	1:22.962	68	1 LAP	1:18.948	4	1 LAP	1:29.571	4	1 LAP	1:23.303
46	1 LAP	1:36.655	55	52.178	1:22.917	65	1 LAP	1:29.213	66	17.705	1:19.383	24	2 LAPS	1:41.318	11	2 LAPS	1:33.382
22	1 LAP	1:38.828	123	57.664	1:24.048	27	45.367	1:23.207	75	18.132	1:19.642	22	2 LAPS	1:36.147	31	1 LAP	1:23.476
123	52.459	1:22.160	21	1:00.293	1:24.723	19	1 LAP	1:31.032	20	1 LAP	1:27.595	46	2 LAPS	1:35.664	42	44.163	1:23.615
21	54.413	1:24.068	24	1 LAP	1:38.723	7	51.400	1:22.342	31	1 LAP	1:25.969	20	1 LAP	1:26.459	20	1 LAP	1:29.065
53	1 LAP	1:24.058	18	1:05.791	1:28.405	55	56.911	1:22.121	43	1 LAP	1:28.310	31	1 LAP	1:25.899	43	1 LAP	1:28.349
18	56.229	1:23.941	11	1 LAP	1:33.941	123	1:02.712	1:22.436	32	1 LAP	1:30.104	43	1 LAP	1:26.639	22	2 LAPS	1:31.641
15	1:04.361	1:22.922	22	1 LAP	1:35.864	21	1:06.378	1:23.473	9	1 LAP	1:53.151	42	37.342	1:20.508	32	1 LAP	1:27.379
25	1:07.622	1:24.426	15	1:10.096	1:24.578	15	1:16.066	1:23.358	42	33.358	1:21.969	32	1 LAP	1:26.206	46	2 LAPS	1:36.525
9	1:08.689	1:25.907	46	1 LAP	1:38.009	25	1:17.001	1:23.326	34	42.205	1:21.479	9	1 LAP	1:25.882	9	1 LAP	1:26.486
74	1:09.143	1:25.160	25	1:11.063	1:22.284				27	49.410	1:22.077	34	47.379	1:21.698	34	53.601	1:23.016
12	1:10.498	1:25.031	53	1 LAP	1:38.234				65	1 LAP	1:29.085	27	54.747	1:21.861	24	2 LAPS	1:41.723
41	1:11.825	1:25.063	9	1:15.430	1:25.584				7	56.538	1:23.172	7	1:03.321	1:23.307	27	59.766	1:21.813
14	1:12.213	1:25.891	74	1:16.334	1:26.034				19	1 LAP	1:30.065	65	1 LAP	1:29.680	7	1:09.492	1:22.965
1	1:12.566	1:24.027	12	1:17.081	1:25.426				55	1:01.085	1:22.208	55	1:08.229	1:23.668	55	1:13.838	1:22.403
4	1:12.779	1:24.474							123	1:07.152	1:22.474	19	1 LAP	1:30.814			
									21	1:11.483	1:23.139	123	1:12.797	1:22.169			

Session Start: 14:59:34 - Finish: 15:50:37

Weather/Track Conditions: Cloud / Drying

Circuit: Donington Park National

Track Length: 3.185 Km - 1.9791 miles

# Donington Historic Festival - 30 Apr - 2 May 2016

## Historic Touring Car Challenge incorporating the Tony Dron Trophy

### Race - Lap Chart

Lap 13			Lap 14			Lap 15			Lap 16			Lap 17			Lap 18		
NO	Behind	Laptime	NO	Behind	Laptime	NO	Behind	Laptime	NO	Behind	Laptime	NO	Behind	Laptime	NO	Behind	Laptime
10		1:17.082	10		1:18.102	10		1:17.149	10		1:17.133	10		1:18.252	10		1:16.688
65	2 LAPS	1:28.631	55	1 LAP	1:22.203	7	1 LAP	1:24.963	32	2 LAPS	1:25.938	31	2 LAPS	1:25.859	<b>24</b>	4 LAPS	1:46.697
123	1 LAP	1:22.473	24	3 LAPS	1:41.433	3	6.438	1:18.444	9	2 LAPS	1:25.908	27	1 LAP	1:22.477	27	1 LAP	1:23.261
3	6.084	1:18.201	3	5.143	1:17.161	55	1 LAP	1:23.076	3	7.282	1:17.977	20	2 LAPS	1:27.498	31	2 LAPS	1:25.705
19	2 LAPS	1:30.916	123	1 LAP	1:23.975	22	3 LAPS	1:33.803	55	1 LAP	1:22.565	43	2 LAPS	1:28.202	3	9.206	1:18.898
21	1 LAP	1:25.090	65	2 LAPS	1:28.796	46	3 LAPS	1:34.390	7	1 LAP	1:25.851	3	6.996	1:17.966	43	2 LAPS	1:28.754
15	1 LAP	1:22.673	21	1 LAP	1:24.494	123	1 LAP	1:22.926	11	3 LAPS	1:34.064	32	2 LAPS	1:27.643	32	2 LAPS	1:26.934
25	1 LAP	1:23.432	15	1 LAP	1:22.945	75	22.099	1:17.924	123	1 LAP	1:23.864	55	1 LAP	1:23.029	<b>20</b>	2 LAPS	1:35.722
<b>18</b>	3 LAPS	4:08.615	75	21.324	1:17.032	65	2 LAPS	1:29.301	75	22.645	1:17.679	75	22.774	1:18.381	<b>55</b>	1 LAP	1:26.610
68	1 LAP	1:17.640	68	1 LAP	1:18.993	68	1 LAP	1:18.944	68	1 LAP	1:18.572	<b>9</b>	2 LAPS	1:38.705	<b>75</b>	29.355	1:23.269
75	22.394	1:16.922	19	2 LAPS	1:31.106	21	1 LAP	1:25.969	22	3 LAPS	1:36.700	123	1 LAP	1:23.059	<b>68</b>	1 LAP	1:22.244
66	25.999	1:17.955	66	26.285	1:18.388	15	1 LAP	1:24.178	46	3 LAPS	1:35.186	<b>7</b>	1 LAP	1:28.792	123	1 LAP	1:22.775
53	2 LAPS	1:26.784	25	1 LAP	1:26.939	66	27.667	1:18.531	66	28.950	1:18.416	68	1 LAP	1:18.216	66	35.426	1:20.991
41	1 LAP	1:24.472	53	2 LAPS	1:23.518	24	3 LAPS	1:44.695	21	1 LAP	1:25.505	66	31.123	1:20.425	11	3 LAPS	1:36.074
1	1 LAP	1:23.153	41	1 LAP	1:24.230	19	2 LAPS	1:29.775	15	1 LAP	1:24.155	11	3 LAPS	1:35.914	<b>15</b>	1 LAP	1:29.778
74	1 LAP	1:24.464	1	1 LAP	1:23.526	53	2 LAPS	1:23.789	65	2 LAPS	1:28.859	15	1 LAP	1:27.100	65	2 LAPS	1:29.726
12	1 LAP	1:24.454	14	1 LAP	1:24.999	<b>25</b>	1 LAP	1:32.050	19	2 LAPS	1:29.896	65	2 LAPS	1:28.682	1	2 LAPS	2:44.209
14	1 LAP	1:24.612	4	1 LAP	1:23.259	41	1 LAP	1:23.768	41	1 LAP	1:24.803	<b>21</b>	1 LAP	1:30.368	42	1:06.614	1:23.565
4	1 LAP	1:25.778	74	1 LAP	1:27.676	1	1 LAP	1:23.243	<b>53</b>	2 LAPS	1:28.911	46	3 LAPS	1:37.895	<b>46</b>	3 LAPS	1:41.114
81	2 LAPS	1:25.848	12	1 LAP	1:28.086	14	1 LAP	1:24.787	24	3 LAPS	1:41.358	<b>22</b>	3 LAPS	1:40.716	<b>41</b>	1 LAP	1:29.212
42	46.864	1:19.783	42	48.189	1:19.427	42	52.267	1:21.227	<b>1</b>	1 LAP	1:26.850	81	4 LAPS	3:58.293	81	4 LAPS	1:32.380
31	1 LAP	1:31.199	<b>81</b>	2 LAPS	1:27.811	12	1 LAP	1:26.419	42	55.921	1:20.787	41	1 LAP	1:24.951	53	3 LAPS	2:54.918
20	1 LAP	1:26.644	31	1 LAP	1:25.520	74	1 LAP	1:28.143	14	1 LAP	1:25.071	42	59.737	1:22.068	19	2 LAPS	1:31.351
43	1 LAP	1:26.613	20	1 LAP	1:26.842	34	1:07.995	1:22.182	12	1 LAP	1:25.818	19	2 LAPS	1:30.915	14	1 LAP	1:25.946
11	2 LAPS	1:34.517	34	1:02.962	1:20.978	31	1 LAP	1:26.075	<b>74</b>	1 LAP	1:29.490	14	1 LAP	1:26.170			
32	1 LAP	1:26.717	43	1 LAP	1:27.617	<b>4</b>	1 LAP	1:42.393	34	1:11.874	1:21.012	12	1 LAP	1:28.419			
34	1:00.086	1:23.567	32	1 LAP	1:26.805	20	1 LAP	1:27.135	<b>16</b>	13 LAPS	11:07.896	34	1:15.880	1:22.258			
9	1 LAP	1:27.280	27	1:09.860	1:21.918	27	1:14.067	1:21.356									
27	1:06.044	1:23.360	9	1 LAP	1:27.188	43	1 LAP	1:26.830									
22	2 LAPS	1:40.221	11	2 LAPS	1:35.792												
46	2 LAPS	1:35.044															
7	1:15.719	1:23.309															

Session Start: 14:59:34 - Finish: 15:50:37

Weather/Track Conditions: Cloud / Drying

Circuit: Donington Park National

Track Length: 3.185 Km - 1.9791 miles

# Donington Historic Festival - 30 Apr - 2 May 2016

## Historic Touring Car Challenge incorporating the Tony Dron Trophy

### Race - Lap Chart

Lap 19			Lap 20			Lap 21			Lap 22			Lap 23			Lap 24		
NO	Behind	Laptime	NO	Behind	Laptime	NO	Behind	Laptime	NO	Behind	Laptime	NO	Behind	Laptime	NO	Behind	Laptime
10		1:20.069	10		1:21.888	10		1:28.688	10		1:31.214	10		3:39.028	3		1:31.759
74	3 LAPS	2:49.804	25	5 LAPS	5:52.614	21	3 LAPS	1:38.307	3	2.328	1:26.147	3	4.247	3:40.947	53	4 LAPS	1:40.939
12	2 LAPS	1:27.634	81	5 LAPS	1:31.030	3	7.395	1:28.741	1	3 LAPS	1:37.115	81	4 LAPS	1:42.704	41	2 LAPS	1:45.345
3	8.113	1:18.976	53	4 LAPS	1:30.911	81	5 LAPS	1:37.277	41	3 LAPS	1:38.017	123	3 LAPS	5:54.417	74	2 LAPS	1:40.057
34	1 LAP	1:32.031	22	5 LAPS	3:12.680	25	5 LAPS	1:38.057	68	4 LAPS	5:20.501	65	3 LAPS	3:13.883	10	3.711	1:39.717
27	1 LAP	1:23.492	14	2 LAPS	1:29.941	14	2 LAPS	1:36.722	21	3 LAPS	1:36.632	22	4 LAPS	1:46.450	21	2 LAPS	1:41.821
31	2 LAPS	1:27.593	19	3 LAPS	1:34.298	74	3 LAPS	1:32.612	53	5 LAPS	3:11.876	55	1 LAP	1:37.822	19	3 LAPS	1:47.654
32	2 LAPS	1:30.313	3	7.342	1:21.117	22	5 LAPS	1:41.959	25	5 LAPS	1:36.465	24	4 LAPS	1:42.854	11	4 LAPS	1:50.690
43	2 LAPS	1:34.124	74	3 LAPS	1:30.271	19	3 LAPS	1:38.420	81	5 LAPS	1:40.087	46	4 LAPS	1:48.560	123	3 LAPS	1:37.426
123	1 LAP	1:27.158	12	2 LAPS	1:30.233	65	3 LAPS	1:57.912	27	2 LAPS	2:57.132	7	1 LAP	1:38.138	81	4 LAPS	1:43.483
7	2 LAPS	2:51.655	27	1 LAP	1:32.046	46	5 LAPS	3:18.985	74	3 LAPS	1:34.996	9	2 LAPS	1:38.893	65	3 LAPS	1:46.266
66	39.729	1:24.372	31	2 LAPS	1:28.173	12	2 LAPS	1:36.261	14	2 LAPS	1:38.974	68	2 LAPS	1:32.578	55	1 LAP	1:37.513
9	3 LAPS	2:53.942	24	5 LAPS	3:08.073	31	2 LAPS	1:30.498	22	5 LAPS	1:46.408	66	1:15.500	1:42.720	24	4 LAPS	1:40.164
65	2 LAPS	1:32.380	32	2 LAPS	1:34.411	24	5 LAPS	1:38.617	19	3 LAPS	1:46.141	20	2 LAPS	1:49.221	22	4 LAPS	1:48.635
11	3 LAPS	1:40.367	55	2 LAPS	3:04.002	32	2 LAPS	1:34.325	31	2 LAPS	1:39.826	15	2 LAPS	1:38.680	7	1 LAP	1:40.737
1	2 LAPS	1:28.253	20	3 LAPS	3:11.118	55	2 LAPS	1:29.000	65	3 LAPS	1:50.647	75	1:21.756	1:39.077	9	2 LAPS	1:41.025
42	1:12.362	1:25.817	9	3 LAPS	1:33.996	9	3 LAPS	1:32.586	46	5 LAPS	1:50.036	43	2 LAPS	1:52.640	46	4 LAPS	1:48.900
21	2 LAPS	3:10.723	7	2 LAPS	1:35.476	7	2 LAPS	1:32.980	24	5 LAPS	1:40.002	14	1 LAP	2:58.638	68	2 LAPS	1:32.438
			123	1 LAP	1:38.498	43	3 LAPS	3:15.349	55	2 LAPS	1:36.042	27	1:31.136	1:37.214	32	3 LAPS	5:21.697
			75	1 LAP	3:13.878	20	3 LAPS	1:36.894	32	2 LAPS	1:45.746	34	2 LAPS	1:37.004	15	2 LAPS	1:39.329
			42	1:20.309	1:29.835	66	1 LAP	3:20.297	9	3 LAPS	1:38.967	25	3 LAPS	1:39.400	66	1:23.056	1:43.562
			41	2 LAPS	2:55.628	42	1:21.383	1:29.762	7	2 LAPS	1:38.632	1	1 LAP	1:41.678	75	1:25.658	1:39.908
			1	2 LAPS	1:35.094	75	1 LAP	1:53.402	20	3 LAPS	1:46.961	31	1 LAP	1:41.678	20	2 LAPS	1:50.995
						15	3 LAPS	4:40.430	66	1 LAP	1:38.728	12	1 LAP	1:41.835	34	2 LAPS	1:35.320
						11	4 LAPS	3:10.040	43	3 LAPS	1:52.067						
									42	1:30.391	1:40.222						
									15	3 LAPS	1:43.023						
									68	3 LAPS	1:33.644						
									75	1 LAP	1:48.316						
									11	4 LAPS	1:46.712						
									1	2 LAPS	1:44.320						
									41	2 LAPS	1:45.178						
									12	2 LAPS	2:58.941						
									25	4 LAPS	1:38.841						
									53	4 LAPS	1:41.695						
									27	1 LAP	1:37.338						
									21	2 LAPS	1:43.482						
									34	3 LAPS	6:08.126						
									74	2 LAPS	1:41.083						
									81	4 LAPS	1:45.404						

Session Start: 14:59:34 - Finish: 15:50:37

Weather/Track Conditions: Cloud / Drying

Circuit: Donington Park National

Track Length: 3.185 Km - 1.9791 miles

# Donington Historic Festival - 30 Apr - 2 May 2016

## Historic Touring Car Challenge incorporating the Tony Dron Trophy

### Race - Lap Chart

Lap 25			Lap 26			Lap 27			Lap 28			Lap 29			Lap 30		
NO	Behind	Laptime	NO	Behind	Laptime	NO	Behind	Laptime	NO	Behind	Laptime	NO	Behind	Laptime	NO	Behind	Laptime
3		1:34.596	3		1:31.278	3		1:31.528	3		1:32.898	3		1:33.466	3		1:30.970
27	1 LAP	1:40.428	34	3 LAPS	1:34.944	32	4 LAPS	1:44.284	22	5 LAPS	1:50.731	7	2 LAPS	1:46.419	19	4 LAPS	1:54.947
25	4 LAPS	1:39.644	75	1 LAP	1:43.386	34	3 LAPS	1:35.502	15	3 LAPS	1:39.489	15	3 LAPS	1:39.287	11	5 LAPS	1:52.068
43	3 LAPS	1:49.708	66	1 LAP	1:46.718	10	10.947	1:33.130	10	11.909	1:33.860	10	15.795	1:37.352	9	3 LAPS	1:43.913
14	2 LAPS	1:45.110	25	4 LAPS	1:38.795	75	1 LAP	1:41.301	46	5 LAPS	1:53.784	22	5 LAPS	1:53.903	7	2 LAPS	1:46.942
10	5.132	1:36.017	10	9.345	1:35.491	25	4 LAPS	1:39.060	34	3 LAPS	1:41.162	34	3 LAPS	1:42.009	15	3 LAPS	1:39.135
31	2 LAPS	1:42.872	27	1 LAP	1:40.456	27	1 LAP	1:39.947	32	4 LAPS	1:46.750	46	5 LAPS	1:52.967	65	4 LAPS	1:53.806
1	2 LAPS	1:43.094	20	3 LAPS	1:51.860	66	1 LAP	1:47.825	25	4 LAPS	1:41.663	32	4 LAPS	1:48.550	10	22.909	1:38.084
12	2 LAPS	1:43.194	31	2 LAPS	1:43.238	31	2 LAPS	1:40.639	75	1 LAP	1:46.059	25	4 LAPS	1:46.350	34	3 LAPS	1:43.221
74	2 LAPS	1:39.816	14	2 LAPS	1:47.076	74	2 LAPS	1:40.626	27	1 LAP	1:43.402	27	1 LAP	1:47.574	22	5 LAPS	1:54.639
53	4 LAPS	1:42.745	1	2 LAPS	1:43.443	1	2 LAPS	1:44.108	31	2 LAPS	1:42.723	74	2 LAPS	1:43.044	32	4 LAPS	1:51.902
21	2 LAPS	1:42.304	74	2 LAPS	1:41.169	14	2 LAPS	1:46.349	74	2 LAPS	1:43.211	31	2 LAPS	1:44.271	46	5 LAPS	1:53.706
41	2 LAPS	1:45.178	12	2 LAPS	1:43.620	12	2 LAPS	1:45.793	66	1 LAP	1:51.140	75	1 LAP	1:57.497	25	4 LAPS	1:49.030
123	3 LAPS	1:37.900	53	4 LAPS	1:42.479	123	3 LAPS	1:42.802	1	2 LAPS	1:43.381	42	2 LAPS	1:40.530	42	2 LAPS	1:36.477
19	3 LAPS	1:46.888	21	2 LAPS	1:42.311	21	2 LAPS	1:44.969	123	3 LAPS	1:42.893	123	3 LAPS	1:42.324	74	2 LAPS	1:42.961
81	4 LAPS	1:44.074	123	3 LAPS	1:40.063	42	2 LAPS	1:34.697	42	2 LAPS	1:40.022	1	2 LAPS	1:46.404	31	2 LAPS	1:44.176
11	4 LAPS	1:49.157	43	3 LAPS	1:53.159	53	4 LAPS	1:50.940	14	2 LAPS	1:46.618	21	2 LAPS	1:45.437	27	1 LAP	1:49.299
42	2 LAPS	5:50.232	41	2 LAPS	1:44.390	20	3 LAPS	1:56.557	21	2 LAPS	1:43.780	14	2 LAPS	1:47.317	123	3 LAPS	1:39.577
55	1 LAP	1:38.025	42	2 LAPS	1:34.851	41	2 LAPS	1:47.567	12	2 LAPS	1:47.301	66	1 LAP	1:55.895	1	2 LAPS	1:44.022
65	3 LAPS	1:51.172	19	3 LAPS	1:46.885	43	3 LAPS	1:51.745	41	2 LAPS	1:53.132	12	2 LAPS	1:46.657	21	2 LAPS	1:41.651
24	4 LAPS	1:38.686	81	4 LAPS	1:45.778	81	4 LAPS	1:44.738	55	1 LAP	1:44.105	55	1 LAP	1:42.542	14	2 LAPS	1:50.623
7	1 LAP	1:41.937	11	4 LAPS	1:48.089	55	1 LAP	1:41.237	20	3 LAPS	1:55.185	68	2 LAPS	1:37.277	68	2 LAPS	1:34.626
22	4 LAPS	1:49.690	55	1 LAP	1:39.050	19	3 LAPS	1:50.389	43	3 LAPS	1:53.517	41	2 LAPS	1:48.900	12	2 LAPS	1:50.313
9	2 LAPS	1:41.716	24	4 LAPS	1:39.695	24	4 LAPS	1:39.537	81	4 LAPS	1:46.651	24	4 LAPS	1:46.510	55	1 LAP	1:44.240
68	2 LAPS	1:34.798	65	3 LAPS	1:48.071	11	4 LAPS	1:49.892	24	4 LAPS	1:41.208	81	4 LAPS	1:49.408	66	1 LAP	1:59.005
46	4 LAPS	1:48.295	7	1 LAP	1:42.296	68	2 LAPS	1:34.626	68	2 LAPS	1:35.823	20	3 LAPS	1:53.395	24	4 LAPS	1:41.923
32	3 LAPS	1:46.586	68	2 LAPS	1:33.830	65	3 LAPS	1:49.074	19	3 LAPS	1:51.396	43	3 LAPS	1:53.924			
15	2 LAPS	1:38.660	9	2 LAPS	1:42.553	7	1 LAP	1:45.170	11	4 LAPS	1:52.406						
			22	4 LAPS	1:50.075	9	2 LAPS	1:43.643	65	3 LAPS	1:52.726						
			46	4 LAPS	1:49.519				9	2 LAPS	1:44.915						
			15	2 LAPS	1:39.505												

**Session Start: 14:59:34 - Finish: 15:50:37**

**Weather/Track Conditions: Cloud / Drying**

**Circuit: Donington Park National**

**Track Length: 3.185 Km - 1.9791 miles**

# Donington Historic Festival - 30 Apr - 2 May 2016

## Historic Touring Car Challenge incorporating the Tony Dron Trophy

### Race - Lap Chart

Lap 31			Lap 32			Lap 33			Lap 34			Lap 35		
NO	Behind	Laptime	NO	Behind	Laptime	NO	Behind	Laptime	NO	Behind	Laptime	NO	Behind	Laptime
3		1:31.612	3		1:32.767	3		1:34.714	3		1:32.012	3		1:32.021
41	3 LAPS	1:49.739	55	2 LAPS	1:43.313	46	6 LAPS	1:54.362	19	5 LAPS	2:07.579	65	5 LAPS	1:52.797
81	5 LAPS	1:49.019	14	3 LAPS	1:50.964	123	4 LAPS	2:00.185	68	3 LAPS	1:36.762	11	6 LAPS	1:53.417
20	4 LAPS	1:50.037	12	3 LAPS	1:51.278	24	5 LAPS	1:44.680	74	3 LAPS	1:45.554	68	3 LAPS	1:39.441
43	4 LAPS	1:50.777	24	5 LAPS	1:42.097	55	2 LAPS	1:48.116	31	3 LAPS	1:44.894	7	3 LAPS	1:55.815
9	3 LAPS	1:45.456	66	2 LAPS	1:57.510	14	3 LAPS	1:50.829	1	3 LAPS	1:44.255	74	3 LAPS	1:45.163
15	3 LAPS	1:39.746	41	3 LAPS	1:49.667	12	3 LAPS	1:50.800	21	3 LAPS	1:43.968	31	3 LAPS	1:46.031
10	31.596	1:40.299	81	5 LAPS	1:48.682	41	3 LAPS	1:52.494	22	6 LAPS	1:56.678	1	3 LAPS	1:44.742
19	4 LAPS	1:57.982	20	4 LAPS	1:50.128	81	5 LAPS	1:51.908	46	6 LAPS	1:55.046	21	3 LAPS	1:45.522
75	2 LAPS	2:45.863	43	4 LAPS	1:49.828	32	5 LAPS	2:38.165	24	5 LAPS	1:47.524	19	5 LAPS	2:03.296
11	5 LAPS	1:58.134	15	3 LAPS	1:39.697	15	3 LAPS	1:42.278	55	2 LAPS	1:49.922	22	6 LAPS	1:55.290
7	2 LAPS	1:54.642	10	37.720	1:38.891	20	4 LAPS	1:53.314	14	3 LAPS	1:50.025	46	6 LAPS	1:51.104
65	4 LAPS	1:51.331	9	3 LAPS	1:46.116	10	47.604	1:44.598	12	3 LAPS	1:50.007	24	5 LAPS	1:52.404
34	3 LAPS	1:40.042	75	2 LAPS	1:50.927	66	2 LAPS	2:03.201	15	3 LAPS	1:42.084	55	2 LAPS	1:51.078
42	2 LAPS	1:37.250	34	3 LAPS	1:46.236	43	4 LAPS	1:55.315	10	58.440	1:42.848	14	3 LAPS	1:49.356
22	5 LAPS	1:53.841	19	4 LAPS	1:59.700	9	3 LAPS	1:47.746	41	3 LAPS	1:50.105	12	3 LAPS	1:49.617
32	4 LAPS	1:51.124	7	2 LAPS	1:53.064	75	2 LAPS	1:48.964	81	5 LAPS	1:51.031	15	3 LAPS	1:39.976
74	2 LAPS	1:44.922	11	5 LAPS	1:58.449	34	3 LAPS	1:45.103	32	5 LAPS	1:50.558	10	1:03.417	1:36.998
31	2 LAPS	1:47.411	65	4 LAPS	1:52.191	25	5 LAPS	2:49.566	20	4 LAPS	1:53.232	81	5 LAPS	1:49.061
46	5 LAPS	1:54.374	42	2 LAPS	1:34.492	42	2 LAPS	1:41.660	9	3 LAPS	1:49.460	32	5 LAPS	1:48.619
123	3 LAPS	1:49.585	74	2 LAPS	1:44.835	11	5 LAPS	1:54.780	43	4 LAPS	1:53.373	41	3 LAPS	1:51.697
1	2 LAPS	1:45.035	31	2 LAPS	1:45.578	65	4 LAPS	1:53.211	123	4 LAPS	2:35.024	9	3 LAPS	1:46.748
21	2 LAPS	1:43.848	22	5 LAPS	1:57.149	7	2 LAPS	1:55.674	34	3 LAPS	1:44.336	20	4 LAPS	1:51.813
68	2 LAPS	1:35.490	68	2 LAPS	1:40.819				42	2 LAPS	1:40.991	123	4 LAPS	1:46.707
25	4 LAPS	2:00.652	1	2 LAPS	1:45.598				66	2 LAPS	2:02.725	42	2 LAPS	1:41.989
			21	2 LAPS	1:44.792				25	5 LAPS	1:48.980	34	3 LAPS	1:45.758
									75	2 LAPS	1:52.916	43	4 LAPS	1:56.766
												25	5 LAPS	1:47.043
												66	2 LAPS	1:58.565
												75	2 LAPS	1:53.780

**Session Start: 14:59:34 - Finish: 15:50:37**  
**Weather/Track Conditions: Cloud / Drying**  
**Circuit: Donington Park National**  
**Track Length: 3.185 Km - 1.9791 miles**

# Donington Historic Festival - 30 Apr - 2 May 2016

## HGPCA Nuvolari Trophy for pre-50 Grand Prix Cars

### Race 1 - Classification

Sheet No:

POS	NO	DRIVER/S	CLASS	CLASS POS	CAR MAKE / MODEL	TIME	LAPS	GAP	DIFF	MPH	BEST	ON
1	1	Michael Gans	3	1	ERA R1B	20:10.716	11	-- 11 laps		64.73	1:47.591	2
2	25	Callum Lockie	3	2	Maserati 6CM	20:16.881	11	6.165	6.165	64.40	1:48.510	5
3	4	Nicholas Topliss	4	1	ERA R4A	21:20.999	11	1:10.283	1:04.118	61.17	1:53.951	2
4	26	Tom Dark	3	3	Maserati	21:33.187	11	1:22.471	12.188	60.60	1:54.220	10
5	5	Richard Pilkington	2	1	Talbot T26SS	21:34.536	11	1:23.820	1.349	60.53	1:54.395	11
6	14	Geraint Lewis	2	2	Frazer Nash Shelsley	21:49.766	11	1:39.050	15.230	59.83	1:56.907	3
7	16	Urs Muller	3	4	Maserati 6CM	21:49.792	11	1:39.076	0.026	59.83	1:57.122	2
8	6	Josef-Otto Rettenmaier	3	5	Maserati 6CM	21:50.163	11	1:39.447	0.371	59.81	1:56.146	3
9	28	Robert Newall	1	1	Maserati 8CM	21:50.635	11	1:39.919	0.472	59.79	1:56.757	3
10	3	Stephan Rettenmaier	1	2	Alfa Romeo Tipo B P3	20:29.433	10	-- 10 laps	36.278	57.95	1:59.167	4
11	100	Martin Halusa	1	3	Bugatti T35C	20:44.342	10	14.909	14.909	57.25	1:58.140	6
12	11	Duncan Ricketts	4	2	Alta Single Seater	21:32.414	10	1:02.981	48.072	55.12	1:59.306	4
13	12	Bo Williams	1	4	Bugatti T35B	21:56.833	10	1:27.400	24.419	54.10	1:57.881	5
14	19	Paul Grant	1	5	Bugatti T37	22:08.114	10	1:38.681	11.281	53.64	2:10.559	5
15	18	Nick Rossi	1	6	Alfa Romeo 1750GS	20:18.897	9	-- 9 laps --	22.174	52.61	2:12.136	2
16	8	David Morris	4	3	ERA R5B	9:27.000	5	-- 5 laps --		62.83	1:51.561	5
17	15	Marc Valvekens	1	7	Bugatti T37A							

#### ----- FASTEST LAP SUMMARY -----

NO	DRIVER/S	CLASS	CAR MAKE / MODEL	FASTEST LAP	ON	MPH
1	Michael Gans	3	ERA R1B	1:47.591	2	66.22
8	David Morris	4	ERA R5B	1:51.561	5	63.86
5	Richard Pilkington	2	Talbot T26SS	1:54.395	11	62.28
28	Robert Newall	1	Maserati 8CM	1:56.757	3	61.02

CAR 29 - NON STARTER

Session Start: 16:11:10 - Finish: 16:31:20

Weather/Track Conditions: Cloud / Damp

Circuit: Donington Park National

Track Length: 3.185 Km - 1.9791 miles

These results are provisional until the conclusion of any judicial and technical matters.

Clerk of the Course:  <div style="text-align: right;">Julian Floyd</div>	Timekeeper:  <div style="text-align: right;">Nick Palmer</div>	Posted at:
--------------------------------------------------------------------------------	----------------------------------------------------------------------	------------



# Donington Historic Festival - 30 Apr - 2 May 2016

## HGPCA Nuvolari Trophy for pre-50 Grand Prix Cars

### Race 1 - Sector Analysis

1 Michael Gans (3)									ERA R1B										
lap	Sect-1	Speed	Sect-2	Speed	Sect-3	Speed	TopSpeed	laptime	pit	lap	Sect-1	Speed	Sect-2	Speed	Sect-3	Speed	Topspeed	laptime	pit
1				101.1	18.328	95.8		1:53.193		7	30.189	76.2	59.894	99.0	18.951	91.0		1:49.034	
2	29.875	73.6	59.324	105.5	18.392	94.8		1:47.591		8	30.263	74.1	59.608	98.7	19.233	88.9		1:49.104	
3	30.560	72.3	1:00.424	105.4	18.840	79.7		1:49.824		9	30.699	72.3	1:00.276	100.8	19.478	88.5		1:50.453	
4	31.558	75.8	59.462	97.9	18.962	93.0		1:49.982		10	30.897	70.1	1:00.974	95.1	19.491	88.2		1:51.362	
5	30.881	73.2	59.734	101.1	19.154	86.9		1:49.769		11	31.255	70.3	1:00.963	103.3	19.483	88.6		1:51.701	
6	30.437	78.4	59.846	105.5	18.420	92.5		1:48.703		12									

3 Stephan Rettenmaier (1)									Alfa Romeo Tipo B P3										
lap	Sect-1	Speed	Sect-2	Speed	Sect-3	Speed	TopSpeed	laptime	pit	lap	Sect-1	Speed	Sect-2	Speed	Sect-3	Speed	Topspeed	laptime	pit
1		63.7	1:05.397	86.9	21.392	89.5		2:12.084		6	33.682	60.9	1:04.114	86.4	21.940	88.1		1:59.736	
2	33.854	57.0	1:05.388	90.0	21.951	86.8		2:01.193		7	34.776	60.4	1:05.417	78.4	23.168	84.1		2:03.361	
3	33.767	58.4	1:05.757	84.7	21.451	87.6		2:00.975		8	35.689	56.0	1:06.693	73.9	22.612	84.8		2:04.994	
4	33.752	60.7	1:03.946	89.1	21.469	90.3		1:59.167		9	35.013	62.3	1:07.763	87.0	22.310	78.7		2:05.086	
5	33.791	59.7	1:04.474	83.5	21.127	90.0		1:59.392		10	35.443	60.6	1:05.203	80.6	22.799	87.3		2:03.445	

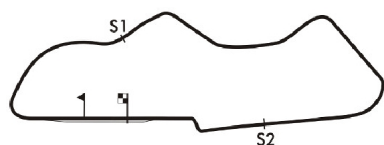
4 Nicholas Topliss (4)									ERA R4A										
lap	Sect-1	Speed	Sect-2	Speed	Sect-3	Speed	TopSpeed	laptime	pit	lap	Sect-1	Speed	Sect-2	Speed	Sect-3	Speed	Topspeed	laptime	pit
1				90.0	19.685	91.9		2:00.713		7	33.509	67.8	1:03.554	91.9	19.820	87.7		1:56.883	
2	31.927	71.6	1:02.514	93.0	19.510	90.9		1:53.951		8	33.117	66.2	1:03.042	84.9	20.049	87.9		1:56.208	
3	32.444	69.0	1:03.217	89.8	19.525	88.4		1:55.186		9	32.821	69.0	1:03.701	89.7	20.117	88.4		1:56.639	
4	32.097	67.9	1:02.803	90.4	19.393	91.0		1:54.293		10	32.608	69.2	1:04.221	92.9	20.173	81.5		1:57.002	
5	31.964	73.6	1:02.976	93.6	19.477	88.0		1:54.417		11	33.780	64.8	1:04.603	91.4	20.027	80.6		1:58.410	
6	33.419	66.0	1:03.838	86.2	20.040	86.8		1:57.297		12									

5 Richard Pilkington (2)									Talbot T26SS										
lap	Sect-1	Speed	Sect-2	Speed	Sect-3	Speed	TopSpeed	laptime	pit	lap	Sect-1	Speed	Sect-2	Speed	Sect-3	Speed	Topspeed	laptime	pit
1			1:04.228	87.0	21.253	77.8		2:07.265		7	32.454	71.3	1:03.300	88.1	20.884	79.7		1:56.638	
2	33.484	66.0	1:03.830	87.6	21.434	79.2		1:58.748		8	32.212	74.4	1:01.963	87.6	20.383	79.4		1:54.558	
3	32.692	73.6	1:03.090	88.1	20.612	79.6		1:56.394		9	31.895	77.5	1:03.121	87.3	20.492	79.1		1:55.508	
4	33.109	67.8	1:04.865	87.2	20.809	79.2		1:58.783		10	32.275	73.2	1:02.173	86.7	20.775	78.8		1:55.223	
5	34.147	66.7	1:04.680	88.4	20.498	79.9		1:59.325		11	31.327	75.8	1:02.516	88.7	20.552	79.2		1:54.395	
6	32.990	66.9	1:03.857	87.8	20.852	79.4		1:57.699		12									

6 Josef-Otto Rettenmaier (3)									Maserati 6CM										
lap	Sect-1	Speed	Sect-2	Speed	Sect-3	Speed	TopSpeed	laptime	pit	lap	Sect-1	Speed	Sect-2	Speed	Sect-3	Speed	Topspeed	laptime	pit
1			1:05.440	92.1	20.922	84.7		2:08.435		7	33.470	72.8	1:04.227	86.8	20.734	83.9		1:58.431	
2	33.213	66.2	1:03.286	99.8	21.651	84.4		1:58.150		8	33.838	64.6	1:04.041	91.4	20.863	83.2		1:58.742	
3	33.155	67.2	1:02.731	87.0	20.260	87.4		1:56.146		9	33.181	69.5	1:05.671	92.9	21.058	83.1		1:59.910	
4	32.480	68.1	1:03.861	92.2	20.666	85.2		1:57.007		10	32.925	73.0	1:04.343	94.3	20.864	82.8		1:58.132	
5	33.684	66.1	1:04.267	91.7	20.645	84.7		1:58.596		11	33.097	72.0	1:03.708	90.0	21.260	81.0		1:58.065	
6	33.216	73.5	1:04.437	92.2	20.896	83.5		1:58.549		12									

8 David Morris (4)									ERA R5B										
lap	Sect-1	Speed	Sect-2	Speed	Sect-3	Speed	TopSpeed	laptime	pit	lap	Sect-1	Speed	Sect-2	Speed	Sect-3	Speed	Topspeed	laptime	pit
1				95.0	19.623	88.9		1:58.666		4	31.235	73.4	1:01.438	98.0	19.285	88.5		1:51.958	
2	31.184	73.8	1:01.031	95.8	19.604	88.1		1:51.819		5	31.021	74.1	1:01.218	94.3	19.322	89.2		1:51.561	
3	31.547	72.8	1:01.942	95.8	19.507	87.4		1:52.996		6									

11 Duncan Ricketts (4)									Alta Single Seater										
lap	Sect-1	Speed	Sect-2	Speed	Sect-3	Speed	TopSpeed	laptime	pit	lap	Sect-1	Speed	Sect-2	Speed	Sect-3	Speed	Topspeed	laptime	pit
1		66.6	1:05.671	87.3	21.551	87.4		2:33.571		6	34.471	62.6	1:07.363	92.5	21.988	79.2		2:03.822	
2	33.621	65.5	1:05.162	80.6	23.036	83.1		2:01.819		7	34.170	66.6	1:34.271	74.2	23.362	79.0		2:31.803	
3	33.815	63.7	1:06.604	95.6	21.245	84.0		2:01.664		8	34.955	62.7	1:08.485	90.6	21.511	80.4		2:04.951	
4	33.278	66.7	1:05.079	94.7	20.949	83.2		1:59.306		9	34.793	62.5	1:07.390	92.4	21.913	79.9		2:04.096	
5	33.429	68.8	1:11.984	93.3	21.942	80.5		2:07.355		10	34.648	65.0	1:07.388	93.5	21.991	78.6		2:04.027	



Session Start: 16:11:10 - Finish: 16:31:20

Weather/Track Conditions: Cloud / Damp

Circuit: Donington Park National

Track Length: 3.185 Km - 1.9791 miles

# Donington Historic Festival - 30 Apr - 2 May 2016

## HGPCA Nuvolari Trophy for pre-50 Grand Prix Cars

### Race 1 - Sector Analysis

12 Bo Williams (1)									Bugatti T35B										
lap	Sect-1	Speed	Sect-2	Speed	Sect-3	Speed	TopSpeed	laptime	pit	lap	Sect-1	Speed	Sect-2	Speed	Sect-3	Speed	Topspeed	laptime	pit
1		65.6	1:06.393	80.2	22.254	79.3		2:13.126		6	33.301	66.3	1:05.133	86.3	20.749	83.3		1:59.183	
2	34.309	69.6	1:06.473	83.1	21.630	81.7		2:02.412		7	32.810	72.8	1:02.686	95.1	2:09.577	79.1		3:45.073	
3	33.721	70.8	1:05.367	88.4	20.610	83.0		1:59.698		8	33.524	73.6	1:05.450	86.7	21.173	80.6		2:00.147	
4	33.993	69.2	1:05.768	85.7	20.810	81.0		2:00.571		9	33.103	73.2	1:04.037	87.0	21.281	80.4		1:58.421	
5	33.505	70.2	1:04.473	91.4	19.903	84.4		1:57.881		10	33.259	70.0	1:05.003	90.3	22.059	57.5		2:00.321	

14 Geraint Lewis (2)									Frazer Nash Shelsley										
lap	Sect-1	Speed	Sect-2	Speed	Sect-3	Speed	TopSpeed	laptime	pit	lap	Sect-1	Speed	Sect-2	Speed	Sect-3	Speed	Topspeed	laptime	pit
1		61.9	1:05.378	85.7	21.015	81.6		2:09.806		7	34.204	66.5	1:03.156	94.4	20.404	84.5		1:57.764	
2	33.528	65.3	1:03.309	89.3	20.938	83.1		1:57.775		8	33.104	65.0	1:03.541	85.2	21.670	84.1		1:58.315	
3	32.831	68.9	1:03.483	89.9	20.593	83.3		1:56.907		9	32.930	72.1	1:04.641	89.4	21.156	81.4		1:58.727	
4	33.686	66.0	1:03.867	91.4	20.293	83.3		1:57.846		10	33.270	69.4	1:04.271	89.8	20.529	83.4		1:58.070	
5	34.306	65.3	1:04.486	88.0	20.509	83.0		1:59.301		11	32.945	70.3	1:03.305	92.9	20.853	83.3		1:57.103	
6	33.431	66.3	1:03.734	88.6	20.987	80.9		1:58.152		12									

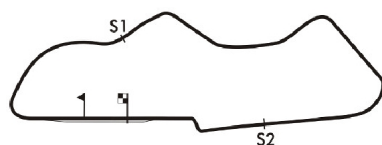
15 Marc Valvekens (1)									Bugatti T37A										
lap	Sect-1	Speed	Sect-2	Speed	Sect-3	Speed	TopSpeed	laptime	pit	lap	Sect-1	Speed	Sect-2	Speed	Sect-3	Speed	Topspeed	laptime	pit
1										1									

16 Urs Muller (3)									Maserati 6CM										
lap	Sect-1	Speed	Sect-2	Speed	Sect-3	Speed	TopSpeed	laptime	pit	lap	Sect-1	Speed	Sect-2	Speed	Sect-3	Speed	Topspeed	laptime	pit
1				91.9	20.430	80.2		2:04.531		7	33.281	72.4	1:03.609	94.7	21.360	79.0		1:58.250	
2	32.821	68.2	1:03.312	89.7	20.989	77.2		1:57.122		8	33.925	65.8	1:02.965	92.5	21.406	77.0		1:58.296	
3	33.036	68.5	1:03.591	88.6	21.475	76.9		1:58.102		9	33.149	67.5	1:04.922	91.2	21.799	81.0		1:59.870	
4	33.923	64.2	1:03.828	92.1	21.087	81.6		1:58.838		10	32.985	71.4	1:02.959	88.5	21.533	76.3		1:57.477	
5	34.148	69.9	1:03.443	93.4	21.477	78.5		1:59.068		11	32.980	73.5	1:04.338	81.3	22.212	75.8		1:59.530	
6	33.104	70.0	1:03.491	86.0	22.113	78.5		1:58.708		12									

18 Nick Rossi (1)									Alfa Romeo 1750GS										
lap	Sect-1	Speed	Sect-2	Speed	Sect-3	Speed	TopSpeed	laptime	pit	lap	Sect-1	Speed	Sect-2	Speed	Sect-3	Speed	Topspeed	laptime	pit
1		56.5	1:10.998	78.3	22.899	73.1		2:21.380		6	37.493	58.0	1:12.706	75.3	23.043	73.1		2:13.242	
2	37.043	59.8	1:11.626	76.2	23.467	70.4		2:12.136		7	38.461	55.7	1:14.246	66.9	24.664	71.9		2:17.371	
3	37.937	61.0	1:12.155	76.6	23.320	71.6		2:13.412		8	37.912	61.7	1:15.869	75.6	22.914	74.2		2:16.695	
4	38.003	60.3	1:12.747	76.5	23.998	70.9		2:14.748		9	36.988	60.5	1:13.116	75.8	24.913	68.9		2:15.017	
5	37.968	61.2	1:13.285	75.0	23.643	72.9		2:14.896		10									

19 Paul Grant (1)									Bugatti T37										
lap	Sect-1	Speed	Sect-2	Speed	Sect-3	Speed	TopSpeed	laptime	pit	lap	Sect-1	Speed	Sect-2	Speed	Sect-3	Speed	Topspeed	laptime	pit
1								2:23.296		6								2:12.024	
2								2:11.432		7								2:11.072	
3								2:13.164		8								2:12.546	
4								2:11.343		9								2:11.287	
5								2:10.559		10								2:11.391	

25 Callum Lockie (3)									Maserati 6CM										
lap	Sect-1	Speed	Sect-2	Speed	Sect-3	Speed	TopSpeed	laptime	pit	lap	Sect-1	Speed	Sect-2	Speed	Sect-3	Speed	Topspeed	laptime	pit
1				91.5	19.686	86.0		1:55.142		7	30.538	80.4	59.717	94.8	19.443	85.7		1:49.698	
2	31.297	76.4	1:00.576	97.0	19.510	87.6		1:51.383		8	30.621	79.3	1:00.332	93.8	19.907	84.5		1:50.860	
3	30.187	78.2	59.397	94.6	20.323	84.4		1:49.907		9	31.175	76.5	1:00.103	97.9	19.332	87.8		1:50.610	
4	30.398	78.3	59.557	98.0	19.400	87.6		1:49.355		10	30.925	79.7	1:00.372	93.4	19.989	84.2		1:51.286	
5	30.014	78.9	59.273	99.0	19.223	86.4		1:48.510		11	31.143	77.8	1:00.325	97.6	19.343	87.1		1:50.811	
6	30.412	78.3	59.668	97.6	19.239	86.4		1:49.319		12									



**Session Start: 16:11:10 - Finish: 16:31:20**  
**Weather/Track Conditions: Cloud / Damp**  
**Circuit: Donington Park National**  
**Track Length: 3.185 Km - 1.9791 miles**



# Donington Historic Festival - 30 Apr - 2 May 2016

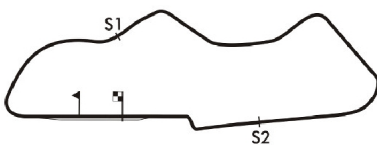
## HGPCA Nuvolari Trophy for pre-50 Grand Prix Cars

### Race 1 - Sector Analysis

26 Tom Dark (3)									Maserati								
lap	Sect-1	Speed	Sect-2	Speed	Sect-3	Speed	TopSpeed	laptime pit	lap	Sect-1	Speed	Sect-2	Speed	Sect-3	Speed	Topspeed	laptime pit
1		65.3	1:04.194	94.4	20.780	80.6		2:07.596	7	31.715	72.8	1:03.240	92.2	20.172	81.9		1:55.127
2	32.712	68.2	1:03.308	95.4	20.411	82.6		1:56.431	8	32.311	69.7	1:04.557	94.0	19.982	83.3		1:56.850
3	31.333	76.6	1:03.771	90.5	20.805	80.4		1:55.909	9	32.215	72.0	1:03.224	94.3	19.962	81.8		1:55.401
4	31.747	74.6	1:02.824	88.9	20.606	81.1		1:55.177	10	31.645	74.6	1:02.764	95.4	19.811	83.4		1:54.220
5	39.791	66.7	1:04.279	90.7	19.990	85.1		2:04.060	11	31.877	75.1	1:03.402	95.8	19.815	82.2		1:55.094
6	32.745	71.8	1:03.856	90.3	20.721	80.9		1:57.322	12								

28 Robert Newall (1)									Maserati 8CM								
lap	Sect-1	Speed	Sect-2	Speed	Sect-3	Speed	TopSpeed	laptime pit	lap	Sect-1	Speed	Sect-2	Speed	Sect-3	Speed	Topspeed	laptime pit
1				89.8	21.484	77.9		2:06.164	7	34.259	67.7	1:03.139	92.1	20.068	79.9		1:57.466
2	33.743	68.8	1:03.144	87.7	20.807	81.6		1:57.694	8	33.150	66.2	1:03.813	76.5	22.285	76.3		1:59.248
3	33.259	66.9	1:03.191	86.3	20.307	79.6		1:56.757	9	34.232	71.4	1:04.434	87.6	20.514	82.8		1:59.180
4	33.846	65.6	1:04.146	89.9	20.772	79.8		1:58.764	10	33.719	67.7	1:03.688	84.0	20.609	82.0		1:58.016
5	34.846	66.3	1:03.996	89.7	20.525	79.9		1:59.367	11	33.365	70.2	1:02.883	85.9	21.232	76.9		1:57.480
6	34.380	66.4	1:04.887	88.2	21.232	77.4		2:00.499	12								

100 Martin Halusa (1)									Bugatti T35C								
lap	Sect-1	Speed	Sect-2	Speed	Sect-3	Speed	TopSpeed	laptime pit	lap	Sect-1	Speed	Sect-2	Speed	Sect-3	Speed	Topspeed	laptime pit
1		59.7	1:07.677	88.2	21.397	85.6		2:14.919	6	33.695	68.3	1:04.091	95.6	20.354	85.3		1:58.140
2	34.293	66.3	1:06.697	85.6	21.395	83.7		2:02.385	7	33.785	68.9	1:29.401	88.2	21.947	81.9		2:25.133
3	34.178	67.7	1:05.828	90.3	21.335	84.6		2:01.341	8	35.310	58.6	1:07.934	91.6	20.942	84.4		2:04.186
4	33.532	71.2	1:04.607	89.5	20.930	85.3		1:59.069	9	33.948	67.9	1:05.346	92.1	20.447	85.6		1:59.741
5	33.345	68.6	1:05.111	90.3	20.752	85.2		1:59.208	10	33.177	71.3	1:05.522	88.6	21.521	84.4		2:00.220



Session Start: 16:11:10 - Finish: 16:31:20

Weather/Track Conditions: Cloud / Damp

Circuit: Donington Park National

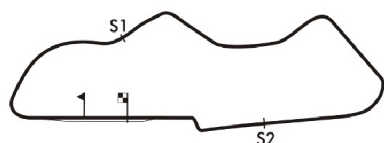
Track Length: 3.185 Km - 1.9791 miles

# Donington Historic Festival - 30 Apr - 2 May 2016

## HGPCA Nuvolari Trophy for pre-50 Grand Prix Cars

### Race 1 - Best Sector Times

POS	NO	DRIVER/S	Sector 1			Sector 2			Sector 3			IDEAL LAP	BEST LAP	On
			TIME	LAP	POS	TIME	LAP	POS	TIME	LAP	POS			
1	1	Michael Gans	29.875	2	2	59.324	2	2	18.328	1	1	1:47.527	<b>1:47.591</b>	<b>2</b>
2	25	Callum Lockie	30.014	5	3	59.273	5	1	19.223	5	2	1:48.510	<b>1:48.510</b>	<b>5</b>
3	4	Nicholas Topliss	31.927	2	7	1:02.467	1	5	19.393	4	4	1:53.787	<b>1:53.951</b>	<b>2</b>
4	26	Tom Dark	31.333	3	6	1:02.764	10	8	19.811	10	5	1:53.908	<b>1:54.220</b>	<b>10</b>
5	5	Richard Pilkington	31.327	11	5	1:01.963	8	4	20.383	8	11	1:53.673	<b>1:54.395</b>	<b>11</b>
6	14	Geraint Lewis	32.831	3	11	1:03.156	7	11	20.293	4	9	1:56.280	<b>1:56.907</b>	<b>3</b>
7	16	Urs Muller	32.821	2	10	1:02.959	10	10	20.430	1	12	1:56.210	<b>1:57.122</b>	<b>2</b>
8	6	Josef-Otto Rettenmaier	32.480	4	8	1:02.731	3	7	20.260	3	8	1:55.471	<b>1:56.146</b>	<b>3</b>
9	28	Robert Newall	33.150	8	12	1:02.883	11	9	20.068	7	7	1:56.101	<b>1:56.757</b>	<b>3</b>
10	3	Stephan Rettenmaier	25.965	1	1	1:03.946	4	12	21.127	5	14	1:51.038	<b>1:59.167</b>	<b>4</b>
11	100	Martin Halusa	33.177	10	13	1:04.091	6	13	20.354	6	10	1:57.622	<b>1:58.140</b>	<b>6</b>
12	11	Duncan Ricketts	33.278	4	14	1:05.079	4	14	20.949	4	13	1:59.306	<b>1:59.306</b>	<b>4</b>
13	12	Bo Williams	32.810	7	9	1:02.686	7	6	19.903	5	6	1:55.399	<b>1:57.881</b>	<b>5</b>
14	19	Paul Grant											<b>2:10.559</b>	<b>5</b>
15	18	Nick Rossi	36.988	9	15	1:10.998	1	15	22.899	1	15	2:10.885	<b>2:12.136</b>	<b>2</b>
16	8	David Morris	30.797	6	4	1:00.952	6	3	19.285	4	3	1:51.034	<b>1:51.561</b>	<b>5</b>
17	15	Marc Valvekens												



**Session Start: 16:11:10 - Finish: 16:31:20**

**Weather/Track Conditions: Cloud / Damp**

**Circuit: Donington Park National**

**Track Length: 3.185 Km - 1.9791 miles**

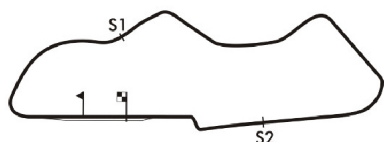


# Donington Historic Festival - 30 Apr - 2 May 2016

## HGPCA Nuvolari Trophy for pre-50 Grand Prix Cars

### Race 1 - Best Sector Speeds

	NO	SECTOR 1	MPH	NO	SECTOR 2	MPH	NO	SECTOR 3	MPH
1	25	Callum Lockie	80.4	1	Michael Gans	105.5	1	Michael Gans	95.8
2	8	David Morris	78.9	6	Josef-Otto Rettenmaier	99.8	4	Nicholas Topliss	91.9
3	1	Michael Gans	78.4	25	Callum Lockie	99.0	3	Stephan Rettenmaier	90.3
4	5	Richard Pilkington	77.5	8	David Morris	98.0	8	David Morris	89.2
5	26	Tom Dark	76.6	26	Tom Dark	95.8	25	Callum Lockie	87.8
6	4	Nicholas Topliss	73.6	11	Duncan Ricketts	95.6	6	Josef-Otto Rettenmaier	87.4
7	12	Bo Williams	73.6	100	Martin Halusa	95.6	11	Duncan Ricketts	87.4
8	6	Josef-Otto Rettenmaier	73.5	12	Bo Williams	95.1	100	Martin Halusa	85.6
9	16	Urs Muller	73.5	16	Urs Muller	94.7	26	Tom Dark	85.1
10	14	Geraint Lewis	72.1	14	Geraint Lewis	94.4	14	Geraint Lewis	84.5
11	28	Robert Newall	71.4	4	Nicholas Topliss	93.6	12	Bo Williams	84.4
12	100	Martin Halusa	71.3	28	Robert Newall	92.1	28	Robert Newall	82.8
13	11	Duncan Ricketts	68.8	3	Stephan Rettenmaier	90.0	16	Urs Muller	81.6
14	3	Stephan Rettenmaier	63.7	5	Richard Pilkington	88.7	5	Richard Pilkington	79.9
15	18	Nick Rossi	61.7	18	Nick Rossi	78.3	18	Nick Rossi	74.2
16	15	Marc Valvekens	0.0	15	Marc Valvekens	0.0	15	Marc Valvekens	0.0
17	19	Paul Grant	0.0	19	Paul Grant	0.0	19	Paul Grant	0.0



**Session Start: 16:11:10 - Finish: 16:31:20**  
**Weather/Track Conditions: Cloud / Damp**  
**Circuit: Donington Park National**  
**Track Length: 3.185 Km - 1.9791 miles**

# Donington Historic Festival - 30 Apr - 2 May 2016

## HGPCA Nuvolari Trophy for pre-50 Grand Prix Cars

### Race 1 - Lap Chart

Lap 1			Lap 2			Lap 3			Lap 4			Lap 5			Lap 6		
NO	Behind	Laptime	NO	Behind	Laptime	NO	Behind	Laptime	NO	Behind	Laptime	NO	Behind	Laptime	NO	Behind	Laptime
1		1:53.193	1		1:47.591	1		1:49.824	1		1:49.982	1		1:49.769	1		1:48.703
25	1.949	1:55.142	25	5.741	1:51.383	25	5.824	1:49.907	25	5.197	1:49.355	25	3.938	1:48.510	25	4.554	1:49.319
8	5.473	1:58.666	8	9.701	1:51.819	8	12.873	1:52.996	8	14.849	1:51.958	8	16.641	1:51.561	19	1 LAP	2:10.559
4	7.520	2:00.713	4	13.880	1:53.951	4	19.242	1:55.186	4	23.553	1:54.293	4	28.201	1:54.417	18	1 LAP	2:14.896
16	11.338	2:04.531	16	20.869	1:57.122	16	29.147	1:58.102	26	34.523	1:55.177	16	47.302	1:59.068	4	36.795	1:57.297
28	12.971	2:06.164	28	23.074	1:57.694	26	29.328	1:55.909	16	38.003	1:58.838	6	47.975	1:58.596	16	57.307	1:58.708
5	14.072	2:07.265	26	23.243	1:56.431	28	30.007	1:56.757	28	38.789	1:58.764	28	48.387	1:59.367	26	57.433	1:57.322
26	14.403	2:07.596	5	25.229	1:58.748	5	31.799	1:56.394	6	39.148	1:57.007	26	48.814	2:04.060	6	57.821	1:58.549
6	15.242	2:08.435	6	25.801	1:58.150	6	32.123	1:56.146	5	40.600	1:58.783	5	50.156	1:59.325	5	59.152	1:57.699
14	16.613	2:09.806	14	26.797	1:57.775	14	33.880	1:56.907	14	41.744	1:57.846	14	51.276	1:59.301	28	1:00.183	2:00.499
3	18.891	2:12.084	3	32.493	2:01.193	3	43.644	2:00.975	3	52.829	1:59.167	3	1:02.452	1:59.392	14	1:00.725	1:58.152
12	19.933	2:13.126	12	34.754	2:02.412	12	44.628	1:59.698	12	55.217	2:00.571	12	1:03.329	1:57.881	3	1:13.485	1:59.736
100	21.726	2:14.919	100	36.520	2:02.385	100	48.037	2:01.341	100	57.124	1:59.069	100	1:06.563	1:59.208	12	1:13.809	1:59.183
18	28.187	2:21.380	18	52.732	2:12.136	11	1:06.446	2:01.664	11	1:15.770	1:59.306	11	1:33.356	2:07.355	100	1:16.000	1:58.140
19	30.103	2:23.296	19	53.944	2:11.432	18	1:16.320	2:13.412	19	1:38.645	2:11.343				11	1:48.475	2:03.822
11	40.378	2:33.571	11	54.606	2:01.819	19	1:17.284	2:13.164	18	1:41.086	2:14.748						

**Session Start: 16:11:10 - Finish: 16:31:20**  
**Weather/Track Conditions: Cloud / Damp**  
**Circuit: Donington Park National**  
**Track Length: 3.185 Km - 1.9791 miles**

# Donington Historic Festival - 30 Apr - 2 May 2016

## HGPCA Nuvolari Trophy for pre-50 Grand Prix Cars

### Race 1 - Lap Chart

Lap 7			Lap 8			Lap 9			Lap 10			Lap 11		
NO	Behind	Laptime	NO	Behind	Laptime	NO	Behind	Laptime	NO	Behind	Laptime	NO	Behind	Laptime
1		1:49.034	1		1:49.104	1		1:50.453	1		1:51.362	1		1:51.701
25	5.218	1:49.698	100	1 LAP	2:25.133	25	7.131	1:50.610	3	1 LAP	2:05.086	25	6.165	1:50.811
19	1 LAP	2:12.024	25	6.974	1:50.860	100	1 LAP	2:04.186	25	7.055	1:51.286	18	2 LAPS	2:15.017
18	1 LAP	2:13.242	11	1 LAP	2:31.803	11	1 LAP	2:04.951	100	1 LAP	1:59.741	3	1 LAP	2:03.445
4	44.644	1:56.883	4	51.748	1:56.208	4	57.934	1:56.639	4	1:03.574	1:57.002	100	1 LAP	2:00.220
26	1:03.526	1:55.127	19	1 LAP	2:11.072	26	1:16.220	1:55.401	11	1 LAP	2:04.096	4	1:10.283	1:58.410
16	1:06.523	1:58.250	18	1 LAP	2:17.371	5	1:17.265	1:55.508	26	1:19.078	1:54.220	11	1 LAP	2:04.027
5	1:06.756	1:56.638	26	1:11.272	1:56.850	19	1 LAP	2:12.546	5	1:21.126	1:55.223	26	1:22.471	1:55.094
6	1:07.218	1:58.431	5	1:12.210	1:54.558	16	1:25.132	1:59.870	16	1:31.247	1:57.477	5	1:23.820	1:54.395
28	1:08.615	1:57.466	16	1:15.715	1:58.296	6	1:26.313	1:59.910	6	1:33.083	1:58.132	14	1:39.050	1:57.103
14	1:09.455	1:57.764	6	1:16.856	1:58.742	14	1:26.940	1:58.727	14	1:33.648	1:58.070	16	1:39.076	1:59.530
3	1:27.812	2:03.361	14	1:18.666	1:58.315	28	1:27.486	1:59.180	28	1:34.140	1:58.016	6	1:39.447	1:58.065
			28	1:18.759	1:59.248	12	1 LAP	2:00.147	12	1 LAP	1:58.421	28	1:39.919	1:57.480
			12	1 LAP	3:45.073	18	1 LAP	2:16.695	19	1 LAP	2:11.287	12	1 LAP	2:00.321
			3	1:43.702	2:04.994							19	1 LAP	2:11.391

**Session Start: 16:11:10 - Finish: 16:31:20**  
**Weather/Track Conditions: Cloud / Damp**  
**Circuit: Donington Park National**  
**Track Length: 3.185 Km - 1.9791 miles**

# Donington Historic Festival - 30 Apr - 2 May 2016


## HGPCA Nuvolari Trophy for pre-50 Grand Prix Cars

### Race 6 - Starting Grid

Sheet No:

Start Time : 13:35 - Heat Duration : 20 Minutes

9	17	<b>100</b> Lukas Halusa		
8	15	<b>29</b> Klaus Lehr	16	<b>17</b> John Ure
7	13	<b>18</b> Nick Rossi	14	<b>8</b> David Morris
6	11	<b>12</b> Bo Williams	12	<b>19</b> Paul Grant
5	9	<b>3</b> Stephan Rettenmaier	10	<b>11</b> Duncan Ricketts
4	7	<b>6</b> Josef-Otto Rettenmaier	8	<b>28</b> Robert Newall
3	5	<b>5</b> Richard Pilkington	6	<b>14</b> Geraint Lewis
2	3	<b>4</b> Nicholas Topliss	4	<b>26</b> Tom Dark
1	1	<b>1</b> Michael Gans	2	<b>25</b> Callum Lockie
ROW	<b>Pole Right</b>			



These results are provisional until the conclusion of any judicial and technical matters.

Circuit: Donington Park National  
Track Length: 3.185 Km - 1.9791 miles

Clerk of the Course:

Julian Floyd

Timekeeper:

Nick Palmer

Posted at:

## Donington Historic Festival - 30 Apr - 2 May 2016

### HGPCA Nuvolari Trophy for pre-50 Grand Prix Cars

#### Race 6 - Classification

Sheet No:

POS	NO	DRIVER/S	CLASS	CLASS POS	CAR MAKE / MODEL	TIME	LAPS	GAP	DIFF	MPH	BEST	ON
1	25	Callum Lockie	3	1	Maserati 6CM	21:27.111	15	-- 15 laps		83.03	1:24.481	13
2	1	Michael Gans	3	2	ERA R1B	21:27.810	15	0.699	0.699	82.98	1:24.313	6
3	4	Nicholas Topliss	4	1	ERA R4A	21:52.001	15	24.890	24.191	81.45	1:25.588	7
4	8	David Morris	4	2	ERA R5B	21:29.855	14	-- 14 laps	1:06.011	77.33	1:29.395	4
5	11	Duncan Ricketts	4	3	Alta Single Seater	21:49.320	14	19.465	19.465	76.18	1:31.941	2
6	6	Josef-Otto Rettenmaier	3	3	Maserati 6CM	22:14.532	14	44.677	25.212	74.74	1:31.882	8
7	17	John Ure	3	4	MG Parnell K3	22:32.530	14	1:02.675	17.998	73.74	1:33.393	12
8	100	Lukas Halusa	1	1	Bugatti T35C	22:34.775	14	1:04.920	2.245	73.62	1:33.823	10
9	5	Richard Pilkington	2	1	Talbot T26SS	21:30.834	13	-- 13 laps	30.378	71.75	1:37.285	2
10	14	Geraint Lewis	2	2	Frazer Nash Shelsley	21:32.106	13	1.272	1.272	71.68	1:35.143	9
11	3	Stephan Rettenmaier	1	2	Alfa Romeo Tipo B P3	21:34.905	13	4.071	2.799	71.53	1:37.316	5
12	28	Robert Newall	1	3	Maserati 8CM	22:02.619	13	31.785	27.714	70.02	1:38.490	2
13	12	Bo Williams	1	4	Bugatti T35B	22:38.958	13	1:08.124	36.339	68.15	1:40.979	3
14	18	Nick Rossi	1	5	Alfa Romeo 1750GS	21:33.774	11	-- 11 laps	2:23.224	60.57	1:55.791	2
15	19	Paul Grant	1	6	Bugatti T37	21:58.708	11	24.934	24.934	59.43	1:57.582	10
16	29	Klaus Lehr	2	3	Maserati 4CLT	14:54.199	9	-- 9 laps --		71.71	1:36.220	5
17	26	Tom Dark	3	5	Maserati	2:00.477	1	-- 1 laps --	7.969	59.14		

----- FASTEST LAP SUMMARY -----

NO	DRIVER/S	CLASS	CAR MAKE / MODEL	FASTEST LAP	ON	MPH
1	Michael Gans	3	ERA R1B	1:24.313	6	84.50
4	Nicholas Topliss	4	ERA R4A	1:25.588	7	83.24
100	Lukas Halusa	1	Bugatti T35C	1:33.823	10	75.94
14	Geraint Lewis	2	Frazer Nash Shelsley	1:35.143	9	74.88

Cars 3 & 29 - transponder intermittent.

Session Start: 13:39:14 - Finish: 14:00:40

Weather/Track Conditions: Cloudy / Dry

Circuit: Donington Park National

Track Length: 3.185 Km - 1.9791 miles

These results are provisional until the conclusion of any judicial and technical matters.

Clerk of the Course:  <p style="text-align: right;">Julian Floyd</p>	Timekeeper:  <p style="text-align: right;">Nick Palmer</p>	Posted at:
----------------------------------------------------------------------------	------------------------------------------------------------------	------------



# Donington Historic Festival - 30 Apr - 2 May 2016

## HGPCA Nuvolari Trophy for pre-50 Grand Prix Cars

### Race 6 - Sector Analysis

1 Michael Gans (3)									ERA R1B								
lap	Sect-1	Speed	Sect-2	Speed	Sect-3	Speed	TopSpeed	laptime pit	lap	Sect-1	Speed	Sect-2	Speed	Sect-3	Speed	Topspeed	laptime pit
1				117.5	15.369	102.8		1:31.637	9	24.084	92.5	45.065	117.5	15.263	106.4		1:24.412
2	24.377	90.1	45.995	116.3	15.524	105.0		1:25.896	10	24.328	95.4	44.896	118.5	15.301	107.6		1:24.525
3	24.211	91.9	45.712	118.1	15.376	106.0		1:25.299	11	24.237	94.7	45.621	115.3	15.010	105.0		1:24.868
4	24.608	95.1	46.166	112.8	15.332	107.4		1:26.106	12	24.793	96.0	46.789	116.3	14.960	106.4		1:26.542
5	24.130	90.8	45.646	115.9	14.973	105.5		1:24.749	13	24.652	96.2	45.202	117.1	15.027	105.2		1:24.881
6	24.252	93.7	45.004	116.1	15.057	106.5		1:24.313	14	24.141	97.7	45.520	117.3	14.946	107.7		1:24.607
7	24.222	96.7	45.392	118.3	15.528	105.0		1:25.142	15	24.011	91.3	47.702	103.9	15.812	103.7		1:27.525
8	24.750	90.3	47.815	115.7	14.743	106.0		1:27.308	16								

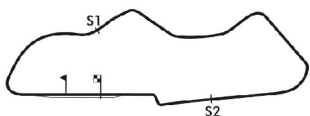
3 Stephan Rettenmaier (1)									Alfa Romeo Tipo B P3								
lap	Sect-1	Speed	Sect-2	Speed	Sect-3	Speed	TopSpeed	laptime pit	lap	Sect-1	Speed	Sect-2	Speed	Sect-3	Speed	Topspeed	laptime pit
1		69.6	54.163	97.9	17.577	101.9		1:48.861	8	28.715	81.2	52.056	97.4	17.497	99.9		1:38.268
2	28.579	78.2	52.038	90.9	17.706	99.8		1:38.323	9	27.874	79.0	51.778	97.0	17.911	100.6		1:37.563
3	28.304	78.7	52.190	95.9	17.514	99.6		1:38.008	10	28.641	78.5	52.323	92.1	18.454	99.0		1:39.418
4	28.919	78.3	50.982	95.8	17.498	98.6		1:37.399	11	28.790	76.8	53.708	92.4	18.054	98.6		1:40.552
5	28.426	78.5	51.474	93.9	17.416	99.8		1:37.316	12	28.739	76.7	54.540	91.5	17.612	100.6		1:40.891
6	28.995	79.2	52.103	98.9	17.472			1:38.570	13	28.953	70.8	52.335	96.1	17.758	97.0		1:39.046
7	28.094	75.1	55.065	96.2	17.531	103.6		1:40.690	14								

4 Nicholas Topliss (4)									ERA R4A								
lap	Sect-1	Speed	Sect-2	Speed	Sect-3	Speed	TopSpeed	laptime pit	lap	Sect-1	Speed	Sect-2	Speed	Sect-3	Speed	Topspeed	laptime pit
1				110.4	15.677	106.5		1:30.691	9	24.982	89.7	47.028	116.1	15.388	105.2		1:27.398
2	24.418	98.4	45.751	113.2	15.697	107.2		1:25.866	10	25.012	95.8	46.387	114.7	15.454	104.4		1:26.853
3	24.318	98.0	45.839	120.0	15.526	107.0		1:25.683	11	24.518	92.9	46.653	107.7	15.971	105.9		1:27.142
4	24.624	96.2	46.344	119.8	15.570	106.7		1:26.538	12	24.888	90.3	50.205	112.8	15.856	104.9		1:30.949
5	24.762	92.0	45.827	119.4	15.129	107.4		1:25.718	13	25.475	90.5	47.232	114.5	15.641	105.2		1:28.348
6	24.434	94.1	45.760	119.6	15.774	104.6		1:25.968	14	24.927	92.0	47.294	110.2	15.614	105.5		1:27.835
7	24.173	97.6	46.038	117.5	15.377	106.4		1:25.588	15	25.205	89.2	47.102	114.7	15.850	102.0		1:28.157
8	24.390	93.8	49.374	116.7	15.503	104.4		1:29.267	16								

5 Richard Pilkington (2)									Talbot T26SS								
lap	Sect-1	Speed	Sect-2	Speed	Sect-3	Speed	TopSpeed	laptime pit	lap	Sect-1	Speed	Sect-2	Speed	Sect-3	Speed	Topspeed	laptime pit
1				93.1	17.862	82.7		1:45.831	8	27.552	91.6	52.284	93.5	17.536	82.7		1:37.372
2	27.739	93.5	51.567	92.6	17.979	82.3		1:37.285	9	28.027	85.6	51.968	92.7	17.855	83.4		1:37.850
3	28.124	93.2	51.813	93.0	18.271	82.3		1:38.208	10	27.762	91.6	51.717	92.9	17.996	83.1		1:37.475
4	28.340	96.9	52.045	92.7	19.095	83.2		1:39.480	11	28.029	93.7	53.181	91.5	18.678	81.7		1:39.888
5	28.273	87.1	52.391	93.8	17.702	83.9		1:38.366	12	28.559	82.6	53.473	91.5	18.108	81.6		1:40.140
6	27.992	92.0	52.118	93.4	17.875	83.0		1:37.985	13	28.132	89.8	55.085	88.5	19.484	80.7		1:42.701
7	27.788	87.6	52.656	94.4	17.809	82.7		1:38.253	14								

6 Josef-Otto Rettenmaier (3)									Maserati 6CM								
lap	Sect-1	Speed	Sect-2	Speed	Sect-3	Speed	TopSpeed	laptime pit	lap	Sect-1	Speed	Sect-2	Speed	Sect-3	Speed	Topspeed	laptime pit
1				107.4	17.728	94.3		1:40.221	8	26.139	92.9	49.009	112.0	16.734	99.6		1:31.882
2	27.060	88.4	51.052	105.7	17.689	96.2		1:35.801	9	26.206	91.2	58.540	97.9	17.792	96.3		1:42.538
3	27.123	89.0	49.838	109.3	17.360	96.7		1:34.321	10	28.211	79.0	50.742	109.5	17.212	98.0		1:36.165
4	26.592	90.4	49.484	111.5	17.179	97.3		1:33.255	11	26.773	88.0	52.572	94.0	17.781	98.4		1:37.126
5	26.549	91.0	49.532	105.9	17.156	98.6		1:33.237	12	27.017	86.2	51.259	107.0	17.653	97.0		1:35.929
6	26.620	91.5	49.219	111.8	17.006	99.0		1:32.845	13	27.230	87.4	50.532	108.6	17.105	98.9		1:34.867
7	26.065	90.3	48.836	111.1	17.145	99.3		1:32.046	14	26.662	85.9	50.288	110.2	17.349	98.0		1:34.299

8 David Morris (4)									ERA R5B								
lap	Sect-1	Speed	Sect-2	Speed	Sect-3	Speed	TopSpeed	laptime pit	lap	Sect-1	Speed	Sect-2	Speed	Sect-3	Speed	Topspeed	laptime pit
1				106.4	16.983	96.5		1:42.248	8	25.894	94.7	47.892	106.7	16.565	94.0		1:30.351
2	25.411	98.1	48.406	110.2	16.366	98.9		1:20.183	9	26.088	87.2	50.017	105.0	16.614	95.8		1:32.719
3	25.811	91.0	47.668	108.4	16.237	98.2		1:29.716	10	26.151	98.8	48.351	106.4	16.728	94.3		1:31.230
4	25.068	99.4	47.959	106.2	16.368	97.9		1:29.395	11	25.941	95.5	48.684	102.6	16.915	92.7		1:31.540
5	25.810	95.2	48.061	104.2	16.552	96.6		1:30.423	12	25.691	99.0	48.607	105.0	16.816	94.8		1:31.114
6	25.835	94.4	48.101	103.7	16.542	95.8		1:30.478	13	25.707	95.9	51.333	102.5	16.670	93.8		1:33.710
7	25.612	98.8	48.362	105.4	16.990	87.1		1:30.964	14	25.529	98.8	51.230	98.3	19.025	88.8		1:35.784



Session Start: 13:39:14 - Finish: 14:00:40

Weather/Track Conditions: Cloudy / Dry

Circuit: Donington Park National

Track Length: 3.185 Km - 1.9791 miles



# Donington Historic Festival - 30 Apr - 2 May 2016

## HGPCA Nuvolari Trophy for pre-50 Grand Prix Cars

### Race 6 - Sector Analysis

11 Duncan Ricketts (4)								Alfa Single Seater											
lap	Sect-1	Speed	Sect-2	Speed	Sect-3	Speed	TopSpeed	laptime	pit	lap	Sect-1	Speed	Sect-2	Speed	Sect-3	Speed	Topspeed	laptime	pit
1				<u>122.6</u>	<u>16.612</u>	<u>100.5</u>		1:39.077		8	26.199	<u>91.5</u>	49.404	116.5	16.807	99.6		1:32.410	
2	<u>25.905</u>	89.6	49.331	118.8	16.705	98.4		1:31.941		9	26.617	84.8	50.062	117.7	17.077	99.5		1:33.756	
3	26.961	86.8	49.444	111.7	17.087	99.2		1:33.492		10	26.585	87.2	49.446	116.9	16.883	99.2		1:32.914	
4	26.056	88.5	49.519	117.7	16.730	99.8		1:32.305		11	25.952	90.2	50.428	111.7	17.267	99.2		1:33.647	
5	26.350	85.6	51.181	116.3	17.461	96.5		1:34.992		12	26.539	88.0	49.667	116.3	16.674	99.3		1:32.880	
6	26.563	88.8	49.399	117.1	16.669	99.6		1:32.631		13	26.514	84.5	50.593	115.5	16.672	99.3		1:33.779	
7	26.451	89.4	<u>49.186</u>	117.3	17.024	99.9		1:32.661		14	25.994	84.4	50.088	115.9	16.753	98.3		1:32.835	

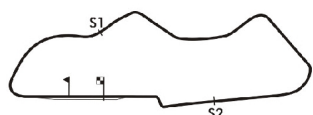
12 Bo Williams (1)								Bugatti T35B											
lap	Sect-1	Speed	Sect-2	Speed	Sect-3	Speed	TopSpeed	laptime	pit	lap	Sect-1	Speed	Sect-2	Speed	Sect-3	Speed	Topspeed	laptime	pit
1			58.013	87.6	19.512	<u>90.5</u>		1:53.999		8	29.228	82.4	55.872	97.4	18.975	80.9		1:44.075	
2	28.606	<u>85.9</u>	<u>54.707</u>	<u>99.9</u>	17.677	90.3		1:40.990		9	30.137	78.1	54.987	95.0	18.242	88.2		1:43.366	
3	<u>28.603</u>	81.5	54.835	98.2	<u>17.541</u>	88.0		1:40.979		10	29.307	79.3	1:00.057	81.1	18.833	86.1		1:48.197	
4	29.585	79.2	55.377	95.6	17.931	86.1		1:42.893		11	29.678	82.6	56.523	90.9	18.600	84.7		1:44.801	
5	29.014	80.0	55.996	93.0	18.590	87.6		1:43.600		12	29.591	79.8	55.994	90.5	18.310	86.9		1:43.895	
6	29.632	79.9	56.018	91.5	18.432	85.2		1:44.082		13	29.017	84.4	56.060	99.8	19.436	75.7		1:44.513	
7	29.669	81.5	55.980	95.9	17.919	86.8		1:43.568		14									

14 Geraint Lewis (2)								Frazer Nash Shelsley											
lap	Sect-1	Speed	Sect-2	Speed	Sect-3	Speed	TopSpeed	laptime	pit	lap	Sect-1	Speed	Sect-2	Speed	Sect-3	Speed	Topspeed	laptime	pit
1				97.7	18.082	83.7		1:47.327		8	27.512	84.3	51.057	101.4	<u>16.918</u>	87.1		1:35.487	
2	28.397	83.7	52.830	98.2	17.900	84.6		1:39.127		9	27.201	88.9	<u>50.636</u>	100.8	17.306	86.4		1:35.143	
3	30.137	81.2	53.294	95.5	18.285	87.6		1:41.716		10	27.605	80.4	52.978	99.3	18.002	<u>87.8</u>		1:38.585	
4	29.687	80.9	52.283	<u>103.1</u>	17.697	86.0		1:39.667		11	28.283	79.5	53.569	102.6	17.154	86.9		1:39.006	
5	29.201	81.8	52.423	99.8	17.586	86.9		1:39.210		12	27.424	88.0	52.717	99.3	17.164	87.6		1:37.305	
6	27.762	82.3	51.920	98.4	19.509	82.7		1:39.191		13	<u>26.905</u>	<u>91.3</u>	53.764	88.9	19.935	79.0		1:40.604	
7	28.953	81.0	52.105	95.6	18.680	84.8		1:39.738		14									

17 John Ure (3)								MG Parnell K3											
lap	Sect-1	Speed	Sect-2	Speed	Sect-3	Speed	TopSpeed	laptime	pit	lap	Sect-1	Speed	Sect-2	Speed	Sect-3	Speed	Topspeed	laptime	pit
1		67.8	55.056	94.2	18.535	85.8		1:51.705		8	27.272	87.7	51.163	102.3	17.533	91.1		1:35.968	
2	28.359	85.1	52.298	100.3	17.733	91.1		1:38.390		9	29.634	87.4	50.878	100.3	17.701	92.0		1:38.213	
3	27.242	90.8	50.984	101.9	17.301	<u>92.4</u>		1:35.527		10	27.470	88.7	50.968	99.8	17.483	91.2		1:35.921	
4	27.149	94.4	48.952	<u>104.1</u>	18.118	91.6		1:34.219		11	27.034	95.5	51.457	95.5	18.150	90.5		1:36.641	
5	27.117	96.0	49.891	101.3	17.813	91.5		1:34.821		12	27.260	93.4	<u>48.938</u>	101.9	<u>17.195</u>	91.9		1:33.393	
6	27.352	94.3	50.288	101.4	17.644	92.0		1:35.284		13	26.448	95.9	49.974	102.0	17.426	91.4		1:33.848	
7	27.276	95.2	49.914	101.7	17.549	91.6		1:34.739		14	<u>26.103</u>	<u>98.3</u>	50.132	101.7	17.626	91.1		1:33.861	

18 Nick Rossi (1)								Alfa Romeo 1750GS											
lap	Sect-1	Speed	Sect-2	Speed	Sect-3	Speed	TopSpeed	laptime	pit	lap	Sect-1	Speed	Sect-2	Speed	Sect-3	Speed	Topspeed	laptime	pit
1		<u>74.8</u>	58.942	<u>82.6</u>	<u>20.662</u>	70.7		2:00.401		7	33.455	70.5	1:02.643	79.4	21.347	71.7		1:57.445	
2	<u>32.716</u>	73.7	1:01.331	74.6	21.744	71.8		1:55.791		8	32.892	70.3	1:01.788	79.4	21.144	71.7		1:55.824	
3	33.164	71.1	1:02.248	72.7	22.136	71.7		1:57.548		9	33.090	73.4	1:04.660	74.9	21.629	71.5		1:59.379	
4	33.859	69.6	1:02.790	76.1	22.406	<u>73.6</u>		1:59.055		10	32.855	73.5	1:02.393	78.3	21.271	70.7		1:56.519	
5	32.813	73.4	1:01.994	80.1	21.800	71.7		1:56.607		11	32.851	70.8	1:01.923	72.5	21.991	69.2		1:56.765	
6	32.987	73.8	1:03.322	76.3	22.131	72.5		1:58.440		12									

19 Paul Grant (1)								Bugatti T37											
lap	Sect-1	Speed	Sect-2	Speed	Sect-3	Speed	TopSpeed	laptime	pit	lap	Sect-1	Speed	Sect-2	Speed	Sect-3	Speed	Topspeed	laptime	pit
1		<u>77.8</u>	1:02.840	71.0	22.266	64.9		2:08.312		7								1:58.348	
2	<u>33.995</u>	76.8	1:02.734	71.4	<u>21.700</u>	<u>65.6</u>		1:58.429		8								2:00.966	
3	34.085	77.5	1:03.145	<u>72.1</u>	22.019			1:59.249		9								2:01.265	
4								1:59.579		10								<u>1:57.582</u>	
5								1:58.748		11								1:58.597	
6								1:57.633		12									



**Session Start: 13:39:14 - Finish: 14:00:40**  
**Weather/Track Conditions: Cloudy / Dry**  
**Circuit: Donington Park National**  
**Track Length: 3.185 Km - 1.9791 miles**

# Donington Historic Festival - 30 Apr - 2 May 2016

## HGPCA Nuvolari Trophy for pre-50 Grand Prix Cars

### Race 6 - Sector Analysis

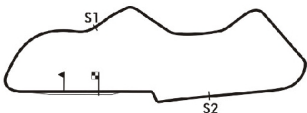
25 Callum Lockie (3)									Maserati 6CM								
lap	Sect-1	Speed	Sect-2	Speed	Sect-3	Speed	TopSpeed	laptime pit	lap	Sect-1	Speed	Sect-2	Speed	Sect-3	Speed	Topspeed	laptime pit
1								1:29.783	9	24.065	100.4	45.586	116.3	15.574	98.0		1:25.225
2	24.219	97.8	45.259	114.9	15.636	101.4		1:25.080	10	24.255	103.0	45.226	116.3	15.496	102.3		1:24.977
3	24.363	99.3	45.490	115.9	15.614	101.3		1:25.467	11	24.645	97.4	45.686	117.9	15.344	103.9		1:25.675
4	24.344	99.9	45.662	115.3	15.457	102.5		1:25.463	12	24.426	99.6	46.049	115.7	15.353	103.6		1:25.828
5	24.574	96.5	45.190	115.7	15.488	101.4		1:25.252	13	24.244	102.6	44.969	115.7	15.268	104.2		1:24.481
6	24.324	101.6	45.390	115.5	15.443	102.8		1:25.157	14	23.966	102.4	45.187	115.9	15.408	103.4		1:24.561
7	23.988	100.0	45.578	116.7	16.345	99.6		1:25.911	15	23.961	96.3	47.621	100.0	15.749	97.7		1:27.331
8	24.724	85.0	46.729	116.3	15.467	102.5		1:26.920	16								

26 Tom Dark (3)									Maserati								
lap	Sect-1	Speed	Sect-2	Speed	Sect-3	Speed	TopSpeed	laptime pit	lap	Sect-1	Speed	Sect-2	Speed	Sect-3	Speed	Topspeed	laptime pit
1		76.8	58.793	75.6				2:00.477	2								

28 Robert Newall (1)									Maserati 8CM								
lap	Sect-1	Speed	Sect-2	Speed	Sect-3	Speed	TopSpeed	laptime pit	lap	Sect-1	Speed	Sect-2	Speed	Sect-3	Speed	Topspeed	laptime pit
1		70.0	53.013	95.8	17.824	82.3		1:48.154	8	29.563	82.8	54.177	89.9	18.139	80.3		1:41.879
2	28.130	87.1	52.580	94.7	17.780	82.2		1:38.490	9	29.778	84.5	54.029	90.1	18.559	78.5		1:42.366
3	29.339	84.2	53.435	95.8	18.059	81.6		1:40.833	10	30.433	84.7	53.982	88.4	18.390	78.4		1:42.805
4	28.605	86.8	54.027	91.7	18.555	81.9		1:41.187	11	29.097	86.3	53.894	87.8	18.287	78.7		1:41.278
5	28.954	84.6	53.490	94.3	18.203	80.4		1:40.647	12	28.950	87.0	54.274	92.1	18.294	80.9		1:41.518
6	28.613	88.9	54.337	91.7	18.113	80.3		1:41.063	13	29.411	85.8	54.089	93.0	18.460	72.0		1:41.960
7	28.545	82.3	53.971	93.1	17.923	80.8		1:40.439	14								

29 Klaus Lehr (2)									Maserati 4CLT								
lap	Sect-1	Speed	Sect-2	Speed	Sect-3	Speed	TopSpeed	laptime pit	lap	Sect-1	Speed	Sect-2	Speed	Sect-3	Speed	Topspeed	laptime pit
1		69.2	55.908	101.7	18.707	102.3		1:52.508	6	27.345	80.3	51.318	106.5	18.119	100.3		1:36.782
2	27.031	79.7	54.888	105.0	18.391	99.8		1:40.310	7	27.405	81.8	52.944	110.6	17.510	103.4		1:37.859
3	29.149	80.2	51.787	103.6	17.381	102.3		1:38.317	8	27.387	81.8	51.700	111.8	17.921	92.7		1:37.008
4	27.961	79.7	51.731	95.2	17.920	88.7		1:37.612	9	27.448	82.5	52.431	102.2	17.704	94.6		1:37.583
5	26.971	80.4	51.711	99.6	17.538	100.2		1:36.220	10								

100 Lukas Halusa (1)									Bugatti T35C								
lap	Sect-1	Speed	Sect-2	Speed	Sect-3	Speed	TopSpeed	laptime pit	lap	Sect-1	Speed	Sect-2	Speed	Sect-3	Speed	Topspeed	laptime pit
1		78.2	54.655	100.3	19.116	92.1		1:53.429	8	27.183	92.5	51.169	106.9	16.923	92.6		1:35.275
2	27.661	86.2	54.036	105.0	18.198	90.0		1:39.895	9	27.063	92.5	50.245	107.2	17.090	95.4		1:34.398
3	27.799	88.8	50.704	100.0	17.525	93.8		1:36.028	10	26.870	96.9	50.113	108.1	16.840	94.3		1:33.823
4	27.614	87.7	51.438	103.7	17.300	93.4		1:36.352	11	26.714	92.0	51.311	101.6	17.612	93.4		1:35.637
5	26.601	92.5	50.864	107.9	17.167	92.6		1:34.632	12	27.313	88.5	50.550	105.7	16.775	93.8		1:34.638
6	27.389	93.7	52.048	102.2	17.293	93.1		1:36.730	13	26.462	95.8	50.639	107.2	16.796	95.1		1:33.897
7	27.117	85.2	51.656	104.2	16.949	90.6		1:35.722	14	26.316	89.5	51.070	107.6	16.933	93.1		1:34.319



Session Start: 13:39:14 - Finish: 14:00:40

Weather/Track Conditions: Cloudy / Dry

Circuit: Donington Park National

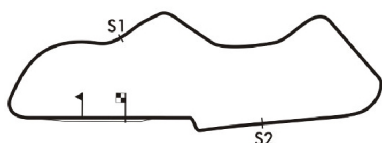
Track Length: 3.185 Km - 1.9791 miles

# Donington Historic Festival - 30 Apr - 2 May 2016

## HGPCA Nuvolari Trophy for pre-50 Grand Prix Cars

### Race 6 - Best Sector Times

POS	NO	DRIVER/S	Sector 1			Sector 2			Sector 3			IDEAL LAP	BEST LAP	On
			TIME	LAP	POS	TIME	LAP	POS	TIME	LAP	POS			
1	25	Callum Lockie	23.961	15	1	44.969	13	2	15.268	13	3	1:24.198	<b>1:24.481</b>	<b>13</b>
2	1	Michael Gans	24.011	15	2	44.896	10	1	14.743	8	1	1:23.650	<b>1:24.313</b>	<b>6</b>
3	4	Nicholas Topliss	24.173	7	3	45.751	2	3	15.129	5	2	1:25.053	<b>1:25.588</b>	<b>7</b>
4	8	David Morris	25.068	4	4	47.668	3	4	16.237	3	4	1:28.973	<b>1:29.395</b>	<b>4</b>
5	11	Duncan Ricketts	25.905	2	5	49.186	7	7	16.612	1	5	1:31.703	<b>1:31.941</b>	<b>2</b>
6	6	Josef-Otto Rettenmaier	26.065	7	6	48.836	7	5	16.734	8	6	1:31.635	<b>1:31.882</b>	<b>8</b>
7	17	John Ure	26.103	14	7	48.938	12	6	17.195	12	9	1:32.236	<b>1:33.393</b>	<b>12</b>
8	100	Lukas Halusa	26.316	14	8	50.113	10	8	16.775	12	7	1:33.204	<b>1:33.823</b>	<b>10</b>
9	5	Richard Pilkington	27.552	8	11	51.567	2	12	17.536	8	12	1:36.655	<b>1:37.285</b>	<b>2</b>
10	14	Geraint Lewis	26.905	13	9	50.636	9	9	16.918	8	8	1:34.459	<b>1:35.143</b>	<b>9</b>
11	3	Stephan Rettenmaier	27.874	9	12	50.982	4	10	17.416	5	11	1:36.272	<b>1:37.316</b>	<b>5</b>
12	28	Robert Newall	28.130	2	13	52.580	2	13	17.780	2	14	1:38.490	<b>1:38.490</b>	<b>2</b>
13	12	Bo Williams	28.603	3	14	54.707	2	14	17.541	3	13	1:40.851	<b>1:40.979</b>	<b>3</b>
14	18	Nick Rossi	32.716	2	15	58.942	1	16	20.662	1	15	1:52.320	<b>1:55.791</b>	<b>2</b>
15	19	Paul Grant	33.995	2	16	1:02.734	2	17	21.700	2	16	1:58.429	<b>1:57.582</b>	<b>10</b>
16	29	Klaus Lehr	26.971	5	10	51.318	6	11	17.381	3	10	1:35.670	<b>1:36.220</b>	<b>5</b>
17	26	Tom Dark	1:07.851	1	17	58.793	1	15						



**Session Start: 13:39:14 - Finish: 14:00:40**

**Weather/Track Conditions: Cloudy / Dry**

**Circuit: Donington Park National**

**Track Length: 3.185 Km - 1.9791 miles**

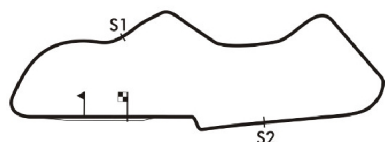


# Donington Historic Festival - 30 Apr - 2 May 2016

## HGPCA Nuvolari Trophy for pre-50 Grand Prix Cars

### Race 6 - Best Sector Speeds

	NO	SECTOR 1	MPH	NO	SECTOR 2	MPH	NO	SECTOR 3	MPH
1	25	Callum Lockie	103.0	11	Duncan Ricketts	122.6	1	Michael Gans	107.7
2	8	David Morris	99.4	4	Nicholas Topliss	120.0	4	Nicholas Topliss	107.4
3	4	Nicholas Topliss	98.4	1	Michael Gans	118.5	25	Callum Lockie	104.2
4	17	John Ure	98.3	25	Callum Lockie	117.9	3	Stephan Rettenmaier	103.6
5	1	Michael Gans	97.7	6	Josef-Otto Rettenmaier	112.0	29	Klaus Lehr	103.4
6	5	Richard Pilkington	96.9	29	Klaus Lehr	111.8	11	Duncan Ricketts	100.5
7	100	Lukas Halusa	96.9	8	David Morris	110.2	6	Josef-Otto Rettenmaier	99.6
8	6	Josef-Otto Rettenmaier	92.9	100	Lukas Halusa	108.1	8	David Morris	98.9
9	11	Duncan Ricketts	91.5	17	John Ure	104.1	100	Lukas Halusa	95.4
10	14	Geraint Lewis	91.3	14	Geraint Lewis	103.1	17	John Ure	92.4
11	28	Robert Newall	88.9	12	Bo Williams	99.9	12	Bo Williams	90.5
12	12	Bo Williams	85.9	3	Stephan Rettenmaier	98.9	14	Geraint Lewis	87.8
13	29	Klaus Lehr	85.0	28	Robert Newall	95.8	5	Richard Pilkington	83.9
14	3	Stephan Rettenmaier	81.2	5	Richard Pilkington	94.4	28	Robert Newall	82.3
15	19	Paul Grant	77.8	18	Nick Rossi	82.6	18	Nick Rossi	73.6
16	26	Tom Dark	76.8	26	Tom Dark	75.6	19	Paul Grant	65.6
17	18	Nick Rossi	74.8	19	Paul Grant	72.1	26	Tom Dark	0.0



**Session Start: 13:39:14 - Finish: 14:00:40**  
**Weather/Track Conditions: Cloudy / Dry**  
**Circuit: Donington Park National**  
**Track Length: 3.185 Km - 1.9791 miles**

# Donington Historic Festival - 30 Apr - 2 May 2016

## HGPCA Nuvolari Trophy for pre-50 Grand Prix Cars

### Race 6 - Lap Chart

Lap 1			Lap 2			Lap 3			Lap 4			Lap 5			Lap 6		
NO	Behind	Laptime	NO	Behind	Laptime	NO	Behind	Laptime	NO	Behind	Laptime	NO	Behind	Laptime	NO	Behind	Laptime
25		1:29.783	25		1:25.080	25		1:25.467	25		1:25.463	25		1:25.252	25		1:25.157
4	0.908	1:30.691	4	1.694	1:25.866	4	1.910	1:25.683	4	2.985	1:26.538	1	2.642	1:24.749	1	1.798	1:24.313
1	1.854	1:31.637	1	2.670	1:25.896	1	2.502	1:25.299	1	3.145	1:26.106	4	3.451	1:25.718	4	4.262	1:25.968
11	9.294	1:39.077	11	16.155	1:31.941	8	21.817	1:29.716	18	1 LAP	1:57.548	8	30.920	1:30.423	12	1 LAP	1:43.600
6	10.438	1:40.221	8	17.568	1:30.183	11	24.180	1:33.492	19	1 LAP	1:59.249	11	40.762	1:34.992	8	36.241	1:30.478
8	12.465	1:42.248	6	21.159	1:35.801	6	30.013	1:34.321	8	25.749	1:29.395	18	1 LAP	1:59.055	11	48.236	1:32.631
5	16.048	1:45.831	5	28.253	1:37.285	5	40.994	1:38.208	11	31.022	1:32.305	6	45.790	1:33.237	6	53.478	1:32.845
14	17.544	1:47.327	14	31.591	1:39.127	3	44.862	1:38.008	6	37.805	1:33.255	19	1 LAP	1:59.579	18	1 LAP	1:56.607
28	18.371	1:48.154	28	31.781	1:38.490	17	45.292	1:35.527	17	54.048	1:34.219	17	1:03.617	1:34.821	17	1:13.744	1:35.284
3	19.078	1:48.861	3	32.321	1:38.323	28	47.147	1:40.833	5	55.011	1:39.480	5	1:08.125	1:38.366	100	1:20.864	1:36.730
17	21.922	1:51.705	17	35.232	1:38.390	14	47.840	1:41.716	3	56.798	1:37.399	3	1:08.862	1:37.316	5	1:20.953	1:37.985
29	22.725	1:52.508	29	37.955	1:40.310	100	49.022	1:36.028	100	59.911	1:36.352	100	1:09.291	1:34.632	3	1:22.275	1:38.570
100	23.646	1:53.429	100	38.461	1:39.895	29	50.805	1:38.317	14	1:02.044	1:39.667	29	1:13.922	1:36.220	29	1:25.547	1:36.782
12	24.216	1:53.999	12	40.126	1:40.990	12	55.638	1:40.979	28	1:02.871	1:41.187	14	1:16.002	1:39.210			
18	30.618	2:00.401	18	1:01.329	1:55.791				29	1:02.954	1:37.612	28	1:18.266	1:40.647			
26	30.694	2:00.477	19	1:11.878	1:58.429				12	1:13.068	1:42.893						
19	38.529	2:08.312															

Session Start: 13:39:14 - Finish: 14:00:40

Weather/Track Conditions: Cloudy / Dry

Circuit: Donington Park National

Track Length: 3.185 Km - 1.9791 miles

# Donington Historic Festival - 30 Apr - 2 May 2016

## HGPCA Nuvolari Trophy for pre-50 Grand Prix Cars

### Race 6 - Lap Chart

Lap 7			Lap 8			Lap 9			Lap 10			Lap 11			Lap 12		
NO	Behind	Laptime	NO	Behind	Laptime	NO	Behind	Laptime	NO	Behind	Laptime	NO	Behind	Laptime	NO	Behind	Laptime
25		1:25.911	25		1:26.920	25		1:25.225	25		1:24.977	1		1:24.868	25		1:25.828
1	1.029	1:25.142	1	1.417	1:27.308	1	0.604	1:24.412	1	0.152	1:24.525	25	0.655	1:25.675	1	0.059	1:26.542
19	2 LAPS	1:58.748	100	1 LAP	1:35.722	17	1 LAP	1:35.968	4	10.335	1:26.853	6	1 LAP	1:36.165	12	2 LAPS	1:48.197
4	3.939	1:25.588	4	6.286	1:29.267	4	8.459	1:27.398	17	1 LAP	1:38.213	4	12.457	1:27.142	4	16.923	1:30.949
14	1 LAP	1:39.191	5	1 LAP	1:38.253	100	1 LAP	1:35.275	100	1 LAP	1:34.398	19	3 LAPS	2:00.966	6	1 LAP	1:37.126
28	1 LAP	1:41.063	3	1 LAP	1:40.690	5	1 LAP	1:37.372	5	1 LAP	1:37.850	17	1 LAP	1:35.921	18	3 LAPS	1:59.379
12	1 LAP	1:44.082	29	1 LAP	1:37.859	29	1 LAP	1:37.008	29	1 LAP	1:37.583	100	1 LAP	1:33.823	17	1 LAP	1:36.641
8	41.294	1:30.964	14	1 LAP	1:39.738	3	1 LAP	1:38.268	3	1 LAP	1:37.563	5	1 LAP	1:37.475	100	1 LAP	1:35.637
11	54.986	1:32.661	18	2 LAPS	1:58.440	14	1 LAP	1:35.487	14	1 LAP	1:35.143	3	1 LAP	1:39.418	19	3 LAPS	2:01.265
6	59.613	1:32.046	28	1 LAP	1:40.439	28	1 LAP	1:41.879	28	1 LAP	1:42.366	14	1 LAP	1:38.585	5	1 LAP	1:39.888
17	1:22.572	1:34.739	19	2 LAPS	1:57.633	18	2 LAPS	1:57.445	8	58.472	1:31.230	8	1:04.992	1:31.540	14	1 LAP	1:39.006
			12	1 LAP	1:43.568	8	52.219	1:32.719	11	1:16.944	1:32.914	28	1 LAP	1:42.805	3	1 LAP	1:40.552
			8	44.725	1:30.351	12	1 LAP	1:44.075	12	1 LAP	1:43.366	11	1:25.571	1:33.647	8	1:09.623	1:31.114
			11	1:00.476	1:32.410	19	2 LAPS	1:58.348	18	2 LAPS	1:55.824						
			6	1:04.575	1:31.882	11	1:09.007	1:33.756									
						6	1:21.888	1:42.538									

**Session Start: 13:39:14 - Finish: 14:00:40**  
**Weather/Track Conditions: Cloudy / Dry**  
**Circuit: Donington Park National**  
**Track Length: 3.185 Km - 1.9791 miles**

# Donington Historic Festival - 30 Apr - 2 May 2016

## HGPCA Nuvolari Trophy for pre-50 Grand Prix Cars

### Race 6 - Lap Chart

Lap 13			Lap 14			Lap 15		
NO	Behind	Laptime	NO	Behind	Laptime	NO	Behind	Laptime
25		1:24.481	25		1:24.561	25		1:27.331
1	0.459	1:24.881	19	4 LAPS	1:57.582	1	0.699	1:27.525
28	2 LAPS	1:41.278	1	0.505	1:24.607	8	1 LAP	1:35.784
11	1 LAP	1:32.880	11	1 LAP	1:33.779	5	2 LAPS	1:42.701
4	20.790	1:28.348	28	2 LAPS	1:41.518	14	2 LAPS	1:40.604
6	1 LAP	1:35.929	4	24.064	1:27.835	18	4 LAPS	1:56.765
12	2 LAPS	1:44.801	6	1 LAP	1:34.867	3	2 LAPS	1:39.046
17	1 LAP	1:33.393	12	2 LAPS	1:43.895	11	1 LAP	1:32.835
100	1 LAP	1:34.638	17	1 LAP	1:33.848	4	24.890	1:28.157
18	3 LAPS	1:56.519	100	1 LAP	1:33.897	19	4 LAPS	1:58.597
5	1 LAP	1:40.140				28	2 LAPS	1:41.960
14	1 LAP	1:37.305				6	1 LAP	1:34.299
8	1:18.852	1:33.710				17	1 LAP	1:33.861
3	1 LAP	1:40.891				100	1 LAP	1:34.319
						12	2 LAPS	1:44.513

**Session Start: 13:39:14 - Finish: 14:00:40**  
**Weather/Track Conditions: Cloudy / Dry**  
**Circuit: Donington Park National**  
**Track Length: 3.185 Km - 1.9791 miles**

## Donington Historic Festival - 30 Apr - 2 May 2016

### HRDC 'Coys Trophy' celebrating the BTCC 1958-66 Qualifying for Race 12 - Classification

Sheet No:

POS	NO	DRIVER/S	CLASS	CLASS POS	CAR MAKE / MODEL	TIME	ON	LAPS	GAP	DIFF	MPH
1	63	Bill Shepherd	SEA	1	Ford Galaxie 500	1:24.521	14	14			84.29
2	16	David Tomlin	CLK	1	Ford Lotus Cortina	1:25.276	5	11	0.755	0.755	83.55
3	88	Melling-Minshaw	SEA	2	Ford Falcon Sprint	1:26.184	13	14	1.663	0.908	82.67
4	22	Michael Squire	SEA	3	Ford Mustang	1:26.335	5	14	1.814	0.151	82.52
5	69	Avill-Hyett	CLK	2	Ford Lotus Cortina	1:26.349	5	12	1.828	0.014	82.51
6	35	Mark Burton	SEA	4	Ford Mustang	1:26.728	13	15	2.207	0.379	82.15
7	98	Graham Pattle	CLK	3	Ford Lotus Cortina	1:26.751	6	15	2.230	0.023	82.13
8	73	Clarkson-Smithies	SEA	5	Ford Falcon Sprint	1:26.980	10	15	2.459	0.229	81.91
9	42	John Spiers	CLK	4	Ford Lotus Cortina	1:27.293	4	15	2.772	0.313	81.62
10	1	Ambrosio Perfetti	CLK	5	Ford Lotus Cortina	1:27.301	9	15	2.780	0.008	81.61
11	56	Alexander-Fores	MAN	1	Alfa Romeo Sprint GT	1:27.670	13	14	3.149	0.369	81.27
12	66	Viggo Lund	CLK	6	Ford Lotus Cortina	1:27.853	5	16	3.332	0.183	81.10
13	65	Nicholas Ruddell	SEA	6	Ford Mustang	1:29.551	11	15	5.030	1.698	79.56
14	92	Steve Jones	RHO	1	Morris Mini Cooper S	1:30.024	5	11	5.503	0.473	79.14
15	72	Jeffrey-Harrison	RHO	2	Austin Mini Cooper S	1:30.055	13	15	5.534	0.031	79.11
16	136	Nigel Batchelor	SEA	7	Ford Mustang	1:30.345	13	14	5.824	0.290	78.86
17	4	Lynch-Longdon	RHO	3	Mini Cooper S	1:30.643	13	14	6.122	0.298	78.60
18	13	Brooks-Caine	URE	1	Austin A40	1:30.862	6	10	6.341	0.219	78.41
19	84	Neil Merry	CLK	7	Alfa Romeo GTA	1:30.936	5	13	6.415	0.074	78.35
20	148	James-Stretton	CLK	8	BMW 1800Ti	1:30.954	8	11	6.433	0.018	78.33
21	71	Joe Allenby-Byrne	MAN	2	Ford Cortina GT Mk1	1:31.426	8	8	6.905	0.472	77.93
22	44	Dick-Williams	RHO	4	Morris Mini	1:32.244	12	13	7.723	0.818	77.24
23	38	Mark Thomas	MAN	3	Ford Anglia 105E	1:32.564	14	15	8.043	0.320	76.97
24	11	Ding Boston	URE	2	OUMF Riley 1.5	1:33.700	13	14	9.179	1.136	76.04
25	76	Shaw-Matthews	MAN	4	Alfa Romeo Sprint GT	1:33.858	5	14	9.337	0.158	75.91
26	110	Patterson-Bartley	CLK	9	BMW 1800Ti	1:34.086	13	13	9.565	0.228	75.72
27	23	Julian Balme	SEA	8	Ford Falcon Sprint	1:34.741	15	15	10.220	0.655	75.20
28	21	Frankel L-Frankel A	MAN	5	Alfa Romeo Giulia Super	1:34.964	8	10	10.443	0.223	75.02
29	12	Richard Frankel	MAN	6	Alfa Romeo Giulia Super	1:35.219	6	8	10.698	0.255	74.82
30	81	Ed Glaister	URE	3	Ford Anglia 100E	1:35.314	8	12	10.793	0.095	74.75
31	176	Davenall-Snowdon	URE	4	Austin A105/6	1:36.386	12	13	11.865	1.072	73.92
32	7	Slevin-Mullen	MAN	7	Alfa Romeo Giulia super T1	1:39.579	7	13	15.058	3.193	71.55
33	112	John Cleland	ACD	1	Austin A30 Academy	1:43.108	12	12	18.587	3.529	69.10
34	999	Chris Rea	URE	5	Morris Minor	1:43.139	13	13	18.618	0.031	69.08
35	64	Geoff Mackrill	MAN	8	Triumph Vitesse	1:44.349	9	9	19.828	1.210	68.28
36	96	Chris Pearson	URE	6	Austin A35 Speedwell	1:44.603	1	7	20.082	0.254	68.11

Cars 12, 21, 73, 176 - transponders working intermittently

Session Start: 09:09:59 - Finish: 09:35:04

Weather/Track Conditions: Cloud / Dry

Circuit: Donington Park National

Track Length: 3.185 Km - 1.9791 miles

These results are provisional until the conclusion of any judicial and technical matters.

Clerk of the Course:	Timekeeper:	Posted at:
Julian Floyd	Nick Palmer	



## Donington Historic Festival - 30 Apr - 2 May 2016

### HRDC 'Coys Trophy' celebrating the BTCC 1958-66 Qualifying for Race 12 - Classification

Sheet No:

POS	NO	DRIVER/S	CLASS	CLASS POS	CAR MAKE / MODEL	TIME	ON	LAPS	GAP	DIFF	MPH
37	99	Mike Dowsett	MAN	9	Hillman Rallye Imp	1:45.138	12	13	20.617	0.535	67.76
38	135	Chapman-Anstead	URE	7	Austin A35 Academy	1:47.570	3	11	23.049	2.432	66.23
39	101	James P-James L	ACD	2	Austin A35	1:48.547	7	11	24.026	0.977	65.64

Cars 12, 21, 73, 176 - transponders working intermittently

Session Start: 09:09:59 - Finish: 09:35:04

Weather/Track Conditions: Cloud / Dry

Circuit: Donington Park National

Track Length: 3.185 Km - 1.9791 miles

These results are provisional until the conclusion of any judicial and technical matters.

Clerk of the Course:

Julian Floyd

Timekeeper:

Nick Palmer

Posted at:

# Donington Historic Festival - 30 Apr - 2 May 2016

## HRDC 'Coys Trophy' celebrating the BTCC 1958-66

### Qualifying for Race 12 - Sector Analysis

1 Ambrosio Perfetti (CLK)									Ford Lotus Cortina											
lap	Sect-1	Speed	Sect-2	Speed	Sect-3	Speed	TopSpeed	laptime	pit	lap	Sect-1	Speed	Sect-2	Speed	Sect-3	Speed	Topspeed	laptime	pit	
1	26.818	89.2	51.398	105.7	17.074	93.6		1:35.290		9	24.968	100.9	46.418	108.6	15.915	97.9			1:27.301	
2	25.219	96.7	46.963	108.1	15.849	96.7		1:28.031		10	24.941	94.1	48.310	107.7	17.501	94.6			1:30.752	
3	25.007	85.2	47.683	107.4	16.431	95.4		1:29.121		11	25.045	97.6	50.423	108.3	16.087	98.0			1:31.555	
4	25.338	94.7	47.714	109.1	16.630	94.8		1:29.682		12	24.678	96.3	48.026	98.3	16.532	98.6			1:29.236	
5	24.980	98.6	49.440	108.3	15.568	98.2		1:29.988		13	26.139	88.4	49.403	106.9	16.493	98.7			1:32.035	
6	25.133	82.2	50.229	108.3	16.120	97.6		1:31.482		14	24.532	100.9	47.261	110.0	16.816	97.6			1:28.609	
7	25.059	94.8	49.520	103.7				1:34.665		15	26.629	85.3	49.871	108.6	16.011	89.8			1:32.511	
8	Out	86.2	48.917	105.5	16.231	96.9		2:49.841	P	16										

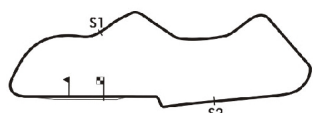
4 Lynch-Longdon (RHO)									Mini Cooper S											
lap	Sect-1	Speed	Sect-2	Speed	Sect-3	Speed	TopSpeed	laptime	pit	lap	Sect-1	Speed	Sect-2	Speed	Sect-3	Speed	Topspeed	laptime	pit	
1	30.690	77.5	58.343	88.5	19.415	81.2		1:48.448		8	28.018	93.7	54.166	93.3					1:44.530	
2	29.094	85.5	54.673	93.8	18.262	79.3		1:42.029		9		88.2	52.012	97.0	17.894	84.3			2:53.804	P
3	29.786	83.6	55.962	93.8	18.216	81.6		1:43.964		10	26.567	95.8	50.835	99.0	16.802	87.1			1:34.204	
4	29.811	85.2	53.522	93.8	18.347	82.9		1:41.680		11	26.287	97.4	49.452	99.0	16.551	87.3			1:32.290	
5	28.326	89.8	53.772	96.1	17.871	83.7		1:39.969		12	25.999	100.6	48.886	97.6	16.408	88.2			1:31.293	
6	28.306	90.7	53.854	96.2	17.856	82.3		1:40.016		13	25.942	100.9	48.500	99.0	16.201	88.2			1:30.643	
7	28.601	85.1	56.251	95.4	17.878	82.8		1:42.730		14	26.155	99.9	51.116	95.1	17.540	87.6			1:34.811	

7 Slevin-Mullen (MAN)									Alfa Romeo Giulia super T1											
lap	Sect-1	Speed	Sect-2	Speed	Sect-3	Speed	TopSpeed	laptime	pit	lap	Sect-1	Speed	Sect-2	Speed	Sect-3	Speed	Topspeed	laptime	pit	
1	30.168	78.8	56.993	94.4	18.999	82.6		1:46.160		8	28.892	81.6	54.999	91.4					1:47.221	
2	29.074	79.7	55.038	95.2	18.708	84.3		1:42.820		9	Out	67.9	57.603	96.1	18.734	84.4			3:05.872	P
3	29.051	84.5	57.787	95.4	17.982	85.0		1:44.820		10	30.932	83.7	55.456	96.5	18.610	84.6			1:44.998	
4	28.690	81.1	53.878	96.2	17.910	84.6		1:40.478		11	28.999	87.1	55.652	96.2	18.239	86.3			1:42.890	
5	28.190	85.6	55.830	95.5	18.324	85.3		1:42.344		12	28.964	84.1	53.715	97.7	17.545	86.2			1:40.224	
6	29.064	83.3	55.321	95.8	17.691	85.6		1:42.076		13	28.459	83.3	54.484	96.5	17.818	86.4			1:40.761	
7	28.410	79.9	53.356	97.3	17.813	85.0		1:39.579		14										

11 Ding Boston (URE)									OUMF Riley 1.5											
lap	Sect-1	Speed	Sect-2	Speed	Sect-3	Speed	TopSpeed	laptime	pit	lap	Sect-1	Speed	Sect-2	Speed	Sect-3	Speed	Topspeed	laptime	pit	
1	32.029	80.5	1:00.494	71.0	18.760	75.7		1:51.283		8	27.510	88.7	52.085	95.9	17.244	84.5			1:36.839	
2	29.626	84.5	53.533	91.2	18.660	80.2		1:41.819		9	27.255	97.1	50.163	95.9	17.149	83.1			1:34.567	
3	27.817	94.6	50.925	94.2	19.680	81.1		1:38.422		10	27.139	90.5	51.965	89.2	18.491	84.4			1:37.595	
4	27.428	88.3	51.174	95.1	16.835	84.9		1:35.437		11	27.531	97.7	50.713	96.1	18.001	84.3			1:36.245	
5	27.060	92.8	51.115	95.8	17.190	84.2		1:35.365		12	26.935	97.6	51.114	94.2	16.824	82.9			1:34.873	
6	26.931	97.0	52.062	94.7	17.328	82.8		1:36.321		13	26.801	96.2	49.978	95.4	16.921	85.2			1:33.700	
7	27.313	90.1	51.731	95.1	16.996	84.5		1:36.040		14	27.081	97.3	50.430	97.0	16.757	84.5			1:34.268	

12 Richard Frankel (MAN)									Alfa Romeo Giulia Super											
lap	Sect-1	Speed	Sect-2	Speed	Sect-3	Speed	TopSpeed	laptime	pit	lap	Sect-1	Speed	Sect-2	Speed	Sect-3	Speed	Topspeed	laptime	pit	
1	29.851	90.9	53.389	92.2	18.362	73.8		1:41.602		5	28.423	77.0	51.814	96.1	17.178	88.2			1:37.415	
2	29.219	84.3	52.508	95.1	17.275	88.6		1:39.002		6	27.531	97.3	50.778	96.6	16.910	87.6			1:35.219	
3	27.687	93.4	52.207	95.2	17.143	86.2		1:37.037		7	27.072	97.1	51.686	97.0	16.915	87.9			1:35.673	
4	27.748	95.2	53.710	95.9	17.141	88.7		1:38.599		8	29.817	82.6	57.376	79.7					1:51.947	

13 Brooks-Caine (URE)									Austin A40											
lap	Sect-1	Speed	Sect-2	Speed	Sect-3	Speed	TopSpeed	laptime	pit	lap	Sect-1	Speed	Sect-2	Speed	Sect-3	Speed	Topspeed	laptime	pit	
1	27.370	95.2	48.861	100.3	17.277	89.2		1:33.508		6	26.051	101.3	48.119	99.9	16.692	86.9			1:30.862	
2	26.772	97.0	47.894	100.2	17.749	85.0		1:32.415		7	26.281	98.0	49.727	90.4					1:38.325	
3	26.922	99.3	47.767	100.9	17.443	86.5		1:32.132		8	Out	98.4	49.705	100.2	31.151	60.0			2:55.153	P
4	26.591	95.4	48.547	98.0	17.080	87.4		1:32.218		9	28.414	93.2	54.790	100.3	16.722	89.7			1:39.926	
5	26.543	97.0	47.941	99.5	16.909	87.2		1:31.393		10	28.925	89.6	48.717	100.0					1:48.566	



**Session Start: 09:09:59 - Finish: 09:35:04**  
**Weather/Track Conditions: Cloud / Dry**  
**Circuit: Donington Park National**  
**Track Length: 3.185 Km - 1.9791 miles**

# Donington Historic Festival - 30 Apr - 2 May 2016

## HRDC 'Coys Trophy' celebrating the BTCC 1958-66

### Qualifying for Race 12 - Sector Analysis

16 David Tomlin (CLK)									Ford Lotus Cortina								
lap	Sect-1	Speed	Sect-2	Speed	Sect-3	Speed	TopSpeed	laptime pit	lap	Sect-1	Speed	Sect-2	Speed	Sect-3	Speed	Topspeed	laptime pit
1	24.903	96.9	46.635	108.8	16.167	96.1		1:27.705	7	24.769	90.4	48.163	107.7	15.412	97.6		1:28.344
2	25.813	93.7	46.752	107.7	16.084	93.0		1:28.649	8	25.621	103.2	50.625	90.5				1:39.392
3	24.660	<u>103.3</u>	45.776	108.6	15.290	96.2		1:25.726	9		97.6	47.225	102.5	15.841	98.7		4:01.443 P
4	24.779	99.1	46.870	107.9	<u>15.117</u>	98.4		1:26.766	10	24.435	97.6	47.114	106.7	17.046	93.5		1:28.595
5	<u>24.428</u>	102.4	<u>45.632</u>	<u>109.0</u>	15.216	98.4		<u>1:25.276</u>	11	25.003	98.3	51.277	86.5				1:37.545
6	24.460	103.2	47.155	106.5	15.783	<u>99.0</u>		1:27.398	12								

21 Frankel L-Frankel A (MAN)									Alfa Romeo Giulia Super								
lap	Sect-1	Speed	Sect-2	Speed	Sect-3	Speed	TopSpeed	laptime pit	lap	Sect-1	Speed	Sect-2	Speed	Sect-3	Speed	Topspeed	laptime pit
1	27.827	93.4	53.160	92.4	17.489	85.1		1:38.476	6	28.430	89.1	51.388	96.7	17.642	83.1		1:37.460
2	27.353	96.3	52.535	95.6	16.957	88.1		1:36.845	7	27.123	95.0	51.874	<u>97.7</u>	16.703	85.3		1:35.700
3	27.724	96.6	50.950	97.4	<u>16.579</u>	<u>88.7</u>		1:35.253	8	27.049	<u>98.1</u>	51.238	96.2	16.677	85.0		<u>1:34.964</u>
4	27.682	85.8	<u>50.866</u>	96.3	17.691	84.1		1:36.239	9	26.971	97.4	51.530	97.6	16.629	84.4		1:35.130
5	<u>26.826</u>	97.1	52.028	95.6	16.907	87.8		1:35.761	10	27.500	87.0	53.942	94.2				1:43.919

22 Michael Squire (SEA)									Ford Mustang								
lap	Sect-1	Speed	Sect-2	Speed	Sect-3	Speed	TopSpeed	laptime pit	lap	Sect-1	Speed	Sect-2	Speed	Sect-3	Speed	Topspeed	laptime pit
1	26.551	87.4	49.339	112.2	16.776	99.0		1:32.666	8	24.629	104.8	46.382	<u>117.5</u>	15.585	100.9		1:26.596
2	25.936	91.4	50.754	100.5				1:39.837	9	24.627	98.7	50.313	69.7	17.154	102.3		1:32.094
3		100.3	47.082	117.3	16.665	99.0		4:28.428 P	10	24.610	96.9	46.415	116.1	<u>15.325</u>	102.6		1:26.350
4	25.358	79.5	46.572	117.3	15.427	100.9		1:27.357	11	25.647	87.2	1:00.138	43.4	21.205	101.9		1:46.990
5	24.553	103.2	46.392	116.9	15.390	102.8		<u>1:26.335</u>	12	<u>24.386</u>	103.2	49.991	91.6	16.307	102.5		1:30.684
6	24.545	102.1	46.477	116.1	15.326	<u>103.0</u>		1:26.348	13	24.480	<u>105.9</u>	48.744	102.8	16.012	101.7		1:29.236
7	24.458	94.3	<u>46.266</u>	114.7	15.640	102.3		1:26.364	14	24.787	102.0	46.621	107.2	16.651	100.6		1:28.059

23 Julian Balme (SEA)									Ford Falcon Sprint								
lap	Sect-1	Speed	Sect-2	Speed	Sect-3	Speed	TopSpeed	laptime pit	lap	Sect-1	Speed	Sect-2	Speed	Sect-3	Speed	Topspeed	laptime pit
1	28.434	83.4	50.754	99.9	17.216	<u>89.8</u>		1:36.404	9	27.641	92.1	50.327	100.9	17.028	89.4		1:34.996
2	27.499	88.3	50.208	102.6	17.052	87.8		1:34.759	10	26.983	91.3	50.399	101.7	17.562	86.4		1:34.944
3	28.188	89.4	50.864	102.2	17.290	86.2		1:36.342	11	<u>26.838</u>	<u>92.6</u>	52.145	101.4	<u>16.754</u>	88.4		1:35.737
4	27.656	89.4	50.796	101.1	17.272	88.2		1:35.724	12	27.506	86.4	50.354	101.6	16.993	87.6		1:34.853
5	27.451	91.9	50.441	103.3	17.237	87.2		1:35.129	13	26.968	92.0	50.700	101.4	18.809	87.6		1:36.477
6	27.205	87.0	52.603	103.3	17.094	88.9		1:36.902	14	27.267	91.8	<u>49.615</u>	<u>103.4</u>	17.997	86.1		1:34.879
7	28.097	82.7	50.982	102.0	17.201	87.6		1:36.280	15	27.466	92.1	50.003	102.0	17.272	87.0		<u>1:34.741</u>
8	27.158	89.1	50.528	102.3	18.021	88.9		1:35.707	16								

35 Mark Burton (SEA)									Ford Mustang								
lap	Sect-1	Speed	Sect-2	Speed	Sect-3	Speed	TopSpeed	laptime pit	lap	Sect-1	Speed	Sect-2	Speed	Sect-3	Speed	Topspeed	laptime pit
1	26.382	94.1	48.951	103.3	16.402	103.4		1:31.735	9	25.546	96.5	47.086	114.5	16.151	<u>104.6</u>		1:28.783
2	26.359	93.2	48.561	117.7	16.572	100.0		1:31.492	10	24.851	95.8	47.920	117.5	17.022	101.7		1:29.793
3	26.059	77.7	48.418	<u>118.5</u>	16.115	102.3		1:30.592	11	25.053	<u>101.3</u>	47.340	117.7	15.648	103.1		1:28.041
4	26.422	90.8	47.461	<u>118.5</u>	15.785	103.7		1:29.668	12	<u>24.399</u>	100.9	49.175	116.7	<u>15.541</u>	103.0		1:29.115
5	25.081	100.0	47.564	115.7	17.082	102.2		1:29.727	13	24.637	100.9	<u>46.013</u>	117.3	16.078	102.3		<u>1:26.728</u>
6	25.363	81.2	47.643	<u>118.5</u>				1:33.220	14	24.424	93.8	47.817	110.2	16.820	100.9		1:29.061
7		84.0	50.233	117.1	15.837	100.8		3:06.669 P	15	25.291	79.4	47.589	116.7				1:32.163
8	25.544	90.9	48.279	117.9	15.952	103.4		1:29.775	16								

38 Mark Thomas (MAN)									Ford Anglia 105E								
lap	Sect-1	Speed	Sect-2	Speed	Sect-3	Speed	TopSpeed	laptime pit	lap	Sect-1	Speed	Sect-2	Speed	Sect-3	Speed	Topspeed	laptime pit
1	28.267	81.9	52.918	95.1	17.070	83.9		1:38.255	9	27.655	87.0	49.450	<u>99.5</u>	<u>16.404</u>	86.7		1:33.509
2	27.073	94.1	50.500	97.7	16.740	85.8		1:34.313	10	26.372	94.8	49.273	98.6	17.820	76.6		1:33.465
3	26.967	91.8	50.058	96.3	16.738	86.2		1:33.763	11	28.138	82.6	49.365	98.4	16.556	86.5		1:34.059
4	27.816	91.3	49.896	97.4	16.520	86.0		1:34.232	12	26.836	93.3	50.532	97.3	16.556	86.1		1:33.924
5	27.057	94.2	49.595	98.0	16.754	<u>86.9</u>		1:33.406	13	26.519	97.0	49.486	99.3	17.866	86.1		1:33.871
6	27.018	93.5	48.962	<u>99.5</u>	16.862	86.7		1:32.842	14	26.633	<u>97.7</u>	<u>48.913</u>	99.0	17.018	86.3		<u>1:32.564</u>
7	27.004	94.7	49.522	98.3	16.789	84.6		1:33.315	15	<u>26.239</u>	95.8	51.063	96.9	16.687	85.1		1:33.989
8	28.113	78.2	51.389	98.7	16.465	86.7		1:35.967	16								



Session Start: 09:09:59 - Finish: 09:35:04

Weather/Track Conditions: Cloud / Dry

Circuit: Donington Park National

Track Length: 3.185 Km - 1.9791 miles

# Donington Historic Festival - 30 Apr - 2 May 2016

## HRDC 'Coys Trophy' celebrating the BTCC 1958-66

### Qualifying for Race 12 - Sector Analysis

42 John Spiers (CLK)									Ford Lotus Cortina										
lap	Sect-1	Speed	Sect-2	Speed	Sect-3	Speed	TopSpeed	laptime	pit	lap	Sect-1	Speed	Sect-2	Speed	Sect-3	Speed	Topspeed	laptime	pit
1	25.125	99.4	46.898	105.2	16.270	91.6		1:28.293		9	25.120	101.3	48.206	104.1	16.057	92.2		1:29.383	
2	25.450	97.3	48.969	104.4	16.803	92.5		1:31.222		10	25.934	101.5	49.166	104.1	16.179	92.1		1:31.279	
3	25.483	104.3	47.007	106.5	16.125	91.0		1:28.615		11	25.037	102.7	47.985	104.2	15.600	92.2		1:28.622	
4	24.824	102.0	46.867	104.6	15.602	92.9		1:27.293		12	24.768	104.6	47.763	104.2	16.066	92.6		1:28.597	
5	25.336	104.1	47.317	103.1	15.810	93.1		1:28.463		13	24.861	104.5	47.508	103.3	15.615	91.9		1:27.984	
6	24.896	103.5	47.908	102.2	15.768	93.3		1:28.572		14	24.954	105.1	46.978	105.2	18.185	87.6		1:30.117	
7	25.412	100.3	47.453	102.0	15.679	93.0		1:28.544		15	25.085	102.1	47.773	101.9				1:33.223	
8	25.146	101.6	47.327	105.4	17.197	88.9		1:29.670		16									

44 Dick-Williams (RHO)									Morris Mini										
lap	Sect-1	Speed	Sect-2	Speed	Sect-3	Speed	TopSpeed	laptime	pit	lap	Sect-1	Speed	Sect-2	Speed	Sect-3	Speed	Topspeed	laptime	pit
1	27.910	86.7	52.392	95.8	17.408	86.7		1:37.710		8	27.020	100.6	48.753	99.0	16.979	86.9		1:32.752	
2	27.332	88.1	50.211	98.4	17.926	86.2		1:35.469		9	26.512	99.1	49.667	99.0	17.647	84.9		1:33.826	
3	26.858	95.9	49.759	98.9	18.021	86.8		1:34.638		10	26.633	99.9	51.344	96.1	17.139	87.0		1:35.116	
4	27.188	81.8	50.102	96.7	16.852	84.7		1:34.142		11	26.212	97.7	49.497	97.6	17.288	82.6		1:32.997	
5	26.594	93.4	50.185	96.5	16.818	85.1		1:33.597		12	26.148	101.5	49.227	97.7	16.869	80.9		1:32.244	
6	27.437	90.5	51.233	95.4				1:43.973		13	1:58.538	98.8	49.546	96.7	21.061	70.1		3:09.145	
7		97.8	49.545	98.4	17.110	71.6		3:05.222	P	14									

56 Alexander-Fores (MAN)									Alfa Romeo Sprint GT										
lap	Sect-1	Speed	Sect-2	Speed	Sect-3	Speed	TopSpeed	laptime	pit	lap	Sect-1	Speed	Sect-2	Speed	Sect-3	Speed	Topspeed	laptime	pit
1	27.680	90.9	50.728	92.6	20.301	82.2		1:38.709		8	25.764	89.4	48.203	101.1	15.557	89.5		1:29.524	
2	27.791	90.3	50.342	97.2	16.533	86.8		1:34.666		9	25.373	105.4	47.482	99.3	15.859	89.4		1:28.714	
3	27.009	92.1	50.299	97.7	16.449	88.2		1:33.757		10	25.818	104.5	47.135	101.1	15.523	90.4		1:28.476	
4	26.986	88.8	49.899	93.1				1:37.142		11	25.216	104.1	50.440	98.7	15.930	90.1		1:31.586	
5	Out	93.8	49.190	101.1	15.885	90.0		3:13.996	P	12	25.578	87.4	49.753	99.8	15.606	90.3		1:30.937	
6	25.880	101.2	47.558	101.1	16.023	88.2		1:29.461		13	25.393	103.8	46.738	99.9	15.539	90.4		1:27.670	
7	25.744	95.0	50.052	97.9	16.024	90.1		1:31.820		14	25.749	100.7	47.491	102.8	15.639	90.7		1:28.879	

63 Bill Shepherd (SEA)									Ford Galaxie 500										
lap	Sect-1	Speed	Sect-2	Speed	Sect-3	Speed	TopSpeed	laptime	pit	lap	Sect-1	Speed	Sect-2	Speed	Sect-3	Speed	Topspeed	laptime	pit
1	29.295	87.5	50.883	99.3	16.829	104.2		1:37.007		8	24.192	100.4	45.807	123.1	15.617	106.2		1:25.616	
2	25.059	96.9	46.472	112.4	16.365	107.0		1:27.896		9	24.146	103.0	48.916	91.1				1:38.448	
3	24.889	92.1	49.019	121.3	16.146	105.2		1:30.054		10		56.7	54.239	120.0	15.952	106.4		4:27.461	P
4	24.787	94.2	47.252	114.5	15.834	108.6		1:27.873		11	23.956	102.0	45.620	119.4	16.132	103.1		1:25.708	
5	23.895	102.9	46.343	118.8	15.795	105.9		1:26.033		12	24.553	96.6	46.917	121.1	16.002	106.9		1:27.472	
6	23.908	97.7	45.954	120.0	15.542	108.3		1:25.404		13	24.018	98.7	46.323	120.9	15.536	105.0		1:25.877	
7	24.733	99.9	45.534	122.9	15.398	107.7		1:25.665		14	23.959	102.3	44.991	123.1	15.571	108.6		1:24.521	

64 Geoff Mackrill (MAN)									Triumph Vitesse										
lap	Sect-1	Speed	Sect-2	Speed	Sect-3	Speed	TopSpeed	laptime	pit	lap	Sect-1	Speed	Sect-2	Speed	Sect-3	Speed	Topspeed	laptime	pit
1	30.492	79.9	56.928	87.9	18.925	77.5		1:46.345		6	29.434	78.9	56.622	90.1	18.524	80.8		1:44.580	
2	29.945	77.6	57.787	88.0	18.980	76.3		1:46.712		7	29.535	79.3	58.563	88.9	18.400	80.1		1:46.498	
3	30.464	79.3	56.382	89.4	21.163	69.8		1:48.009		8	29.989	82.8	56.514	89.8	18.469	79.2		1:44.972	
4	29.804	80.7	56.453	89.1	20.562	75.7		1:46.819		9	28.807	81.3	56.355	87.8	19.187	77.6		1:44.349	
5	31.645	74.7	56.869	90.1	18.478	80.0		1:46.992		10									

65 Nicholas Ruddell (SEA)									Ford Mustang										
lap	Sect-1	Speed	Sect-2	Speed	Sect-3	Speed	TopSpeed	laptime	pit	lap	Sect-1	Speed	Sect-2	Speed	Sect-3	Speed	Topspeed	laptime	pit
1	27.285	77.8	51.007	112.4	16.357	99.3		1:34.649		9	26.142	84.9	49.852	117.9	16.140	99.3		1:32.134	
2	26.464	81.1	48.746	115.5	16.237	101.6		1:31.447		10	25.797	88.0	48.184	117.3	15.918	101.7		1:29.899	
3	26.237	81.2	49.227	112.6	16.796	101.7		1:32.260		11	25.578	87.3	48.139	118.3	15.834	103.4		1:29.551	
4	26.263	79.5	49.237	110.6	16.725	89.1		1:32.225		12	25.976	86.1	50.641	110.2	17.766	96.7		1:34.383	
5	27.849	82.8	49.149	117.3	16.350	102.2		1:33.348		13	25.841	90.3	48.851	105.9	17.290	101.7		1:31.982	
6	25.741	85.0	50.187	110.6	16.471	99.2		1:32.399		14	25.902	89.4	49.091	107.4	16.534	98.2		1:31.527	
7	26.208	83.6	48.507	112.8	16.133	99.9		1:30.848		15	25.465	92.1	47.775	117.5	18.428	56.1		1:31.668	
8	26.272	83.7	55.099	110.7	16.408	101.1		1:37.779		16									



Session Start: 09:09:59 - Finish: 09:35:04

Weather/Track Conditions: Cloud / Dry

Circuit: Donington Park National

Track Length: 3.185 Km - 1.9791 miles

# Donington Historic Festival - 30 Apr - 2 May 2016

## HRDC 'Coys Trophy' celebrating the BTCC 1958-66

### Qualifying for Race 12 - Sector Analysis

66 Viggo Lund (CLK)									Ford Lotus Cortina								
lap	Sect-1	Speed	Sect-2	Speed	Sect-3	Speed	TopSpeed	laptime pit	lap	Sect-1	Speed	Sect-2	Speed	Sect-3	Speed	Topspeed	laptime pit
1	26.300	90.5	52.073	100.9	16.422	94.8		1:34.795	9	25.384	99.9	48.017	106.2	16.197	95.0		1:29.598
2	25.420	102.9	47.513	106.9	17.869	94.3		1:30.802	10	25.587	100.4	46.941	108.1	16.432	94.4		1:28.960
3	25.727	101.2	49.082	106.9	16.391	95.9		1:31.200	11	25.583	90.3	48.630	106.0	16.058	94.4		1:30.271
4	25.907	87.4	50.949	106.4	16.165	96.6		1:33.021	12	25.422	102.1	47.583	101.7	16.008	95.6		1:29.013
5	24.984	104.8	46.948	107.4	15.921	95.6		1:27.853	13	25.229	103.5	46.997	105.5	16.559	95.6		1:28.785
6	26.035	81.4	51.134	106.0	15.822	96.7		1:32.991	14	27.708	89.4	50.246	104.6	16.325	94.4		1:34.279
7	26.184	84.9	48.961	105.7	16.460	95.1		1:31.605	15	25.643	100.6	48.359	104.6	16.242	95.5		1:30.244
8	25.289	98.7	49.380	105.5	16.708	93.9		1:31.377	16	25.576	102.0	48.272	104.7				1:35.139

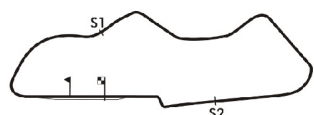
69 Avill-Hyett (CLK)									Ford Lotus Cortina								
lap	Sect-1	Speed	Sect-2	Speed	Sect-3	Speed	TopSpeed	laptime pit	lap	Sect-1	Speed	Sect-2	Speed	Sect-3	Speed	Topspeed	laptime pit
1	25.184	100.9	46.563	106.9	16.225	96.3		1:27.972	7	Out	92.8	47.563	107.4	15.870	94.8		2:40.271 P
2	25.598	95.6	47.518	105.7	16.321	97.0		1:29.437	8	26.059	97.4	48.905	81.6	16.621	96.2		1:31.585
3	25.134	95.4	47.241	107.6	15.962	96.5		1:28.337	9	24.830	102.3	46.742	107.4	15.943	93.8		1:27.515
4	24.681	103.5	46.703	107.4	15.687	97.2		1:27.071	10	24.843	104.9	46.378	106.5	15.715	93.5		1:26.936
5	24.616	104.9	45.634	107.6	16.099	94.0		1:26.349	11	24.811	100.9	46.818	108.1	16.895	91.6		1:28.524
6	24.981	102.9	46.695	102.3				1:32.065	12	24.949	92.1	47.176	105.9				1:35.850

71 Joe Allenby-Byrne (MAN)									Ford Cortina GT Mk1								
lap	Sect-1	Speed	Sect-2	Speed	Sect-3	Speed	TopSpeed	laptime pit	lap	Sect-1	Speed	Sect-2	Speed	Sect-3	Speed	Topspeed	laptime pit
1	29.437	77.9	55.819	94.7	17.488	86.3		1:42.744	5	26.581	89.8	52.345	87.4	17.544	89.9		1:36.470
2	27.479	85.8	51.114	98.7	17.465	88.4		1:36.058	6	26.344	92.0	49.107	100.9	16.199	90.4		1:31.650
3	27.889	88.1	50.851	98.7	16.738	89.4		1:35.478	7	26.256	93.7	50.284	101.3	18.184	87.9		1:34.724
4	26.263	91.0	49.166	100.6	17.636	89.8		1:33.065	8	25.977	94.8	49.425	101.4	16.024	88.7		1:31.426

72 Jeffrey-Harrison (RHO)									Austin Mini Cooper S								
lap	Sect-1	Speed	Sect-2	Speed	Sect-3	Speed	TopSpeed	laptime pit	lap	Sect-1	Speed	Sect-2	Speed	Sect-3	Speed	Topspeed	laptime pit
1	27.286	88.1	51.912	97.4	16.764	87.4		1:35.962	9	26.198	93.4	49.584	97.7	17.185	92.1		1:32.967
2	26.655	90.5	51.025	98.4	16.696	88.0		1:34.376	10	25.769	92.3	51.113	99.6	16.878	89.2		1:33.760
3	26.559	94.7	49.839	98.6	16.642	77.9		1:33.040	11	26.073	89.7	51.889	99.2	16.065	90.4		1:34.027
4	27.653	90.3	49.752	90.0	17.101	91.0		1:34.506	12	25.761	98.7	48.620	99.6	15.738	91.0		1:30.119
5	26.552	94.2	49.050	99.9	16.079	90.7		1:31.681	13	25.851	96.0	48.541	100.2	15.663	91.1		1:30.055
6	28.279	74.6	55.327	93.6				1:44.809	14	26.158	95.8	48.917	98.4	17.919	91.5		1:32.994
7		80.1	51.287	98.4	16.610	89.9		2:47.230 P	15	26.029	97.6	48.686	100.6	15.796	90.3		1:30.511
8	26.479	92.8	49.794	99.6	16.297	89.9		1:32.570	16								

73 Clarkson-Smithies (SEA)									Ford Falcon Sprint								
lap	Sect-1	Speed	Sect-2	Speed	Sect-3	Speed	TopSpeed	laptime pit	lap	Sect-1	Speed	Sect-2	Speed	Sect-3	Speed	Topspeed	laptime pit
1	26.014	92.3	49.050	99.5	17.030	85.7		1:32.094	9	25.015	94.7	47.865	117.9	16.228	102.0		1:29.108
2	25.020	96.9	48.034	116.1	16.372	97.6		1:29.426	10	24.643	100.2	46.443	115.3	15.894	90.9		1:26.980
3	25.516	96.2	47.703	109.1	16.160	102.6		1:29.379	11	24.677	99.7	47.892	115.3	16.787	101.7		1:29.356
4	25.549	95.8	48.058	110.2	16.625	84.9		1:30.232	12	25.061	104.1	46.679	118.8	16.818	98.0		1:28.558
5	25.618	96.5	47.766	105.9	16.454	86.7		1:29.838	13	25.089	101.5	48.101	116.9	15.906	101.6		1:29.096
6	26.073	79.7	48.198	107.7	16.733	100.5		1:31.004	14	24.516	102.1	46.750	116.1	16.714	89.7		1:27.980
7	25.730	93.5	48.207	104.6				1:36.202	15	24.574	104.8	47.138	116.1	16.274	100.2		1:27.986
8		89.2	49.243	115.9	16.261	100.9		2:51.640 P	16								

76 Shaw-Matthews (MAN)									Alfa Romeo Sprint GT								
lap	Sect-1	Speed	Sect-2	Speed	Sect-3	Speed	TopSpeed	laptime pit	lap	Sect-1	Speed	Sect-2	Speed	Sect-3	Speed	Topspeed	laptime pit
1	28.157	91.6	52.171	99.0	17.358	86.4		1:37.686	8	29.016	86.4	53.569	98.4	17.686	85.4		1:40.271
2	27.304	94.3	52.104	96.9	17.151	87.6		1:36.559	9	27.898	97.3	51.482	98.0	17.311	88.4		1:36.691
3	27.691	90.1	50.532	98.2	17.211	87.4		1:35.434	10	28.802	92.0	54.502	95.9	17.596	89.1		1:40.900
4	26.948	90.4	50.625	94.6	17.458	88.7		1:35.031	11	27.633	104.0	52.314	97.9	17.229	89.3		1:37.176
5	26.808	93.9	49.893	98.9	17.157	86.9		1:33.858	12	27.868	90.5	52.552	97.3	16.704	89.1		1:37.124
6	27.355	87.3	51.130	98.7				1:40.192	13	27.395	95.4	51.206	96.1	17.543	87.8		1:36.144
7	Out	85.1	55.983	96.1	17.337	86.8		2:51.923 P	14	27.544	90.3	52.840	99.0	16.256	88.4		1:36.640



**Session Start: 09:09:59 - Finish: 09:35:04**  
**Weather/Track Conditions: Cloud / Dry**  
**Circuit: Donington Park National**  
**Track Length: 3.185 Km - 1.9791 miles**

# Donington Historic Festival - 30 Apr - 2 May 2016

## HRDC 'Coys Trophy' celebrating the BTCC 1958-66

### Qualifying for Race 12 - Sector Analysis

81 Ed Glaister (URE)									Ford Anglia 100E								
lap	Sect-1	Speed	Sect-2	Speed	Sect-3	Speed	TopSpeed	laptime pit	lap	Sect-1	Speed	Sect-2	Speed	Sect-3	Speed	Topspeed	laptime pit
1	37.261	76.4	1:05.813	65.1				2:09.127	7	27.747	93.5	51.575	95.4	17.346	82.7		1:36.668
2		83.0	51.441	93.6	17.665	82.2		5:40.159 P	8	27.267	93.9	50.916	95.5	17.131	83.9		1:35.314
3	28.259	84.0	52.104	94.6	17.620	83.3		1:37.983	9	27.926	90.4	51.880	94.8	17.701	81.1		1:37.507
4	27.575	91.6	51.006	93.3	17.588	82.7		1:36.169	10	27.162	92.9	50.826	94.7	17.347	84.4		1:35.335
5	31.953	90.0	51.932	94.8	17.905	84.0		1:41.790	11	29.306	70.0	53.970	93.5	18.494	80.1		1:41.770
6	27.197	90.8	50.945	93.9	17.246	83.4		1:35.388	12	28.616	84.2	53.164	93.9	17.722	73.3		1:39.502

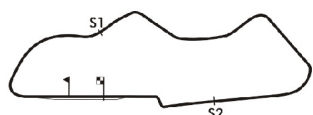
84 Neil Merry (CLK)									Alfa Romeo GTA								
lap	Sect-1	Speed	Sect-2	Speed	Sect-3	Speed	TopSpeed	laptime pit	lap	Sect-1	Speed	Sect-2	Speed	Sect-3	Speed	Topspeed	laptime pit
1	29.431	78.8	49.709	103.9	17.260	91.1		1:36.400	8	26.520	88.4	49.832	104.4	16.687	92.5		1:33.039
2	26.190	90.5	48.224	104.7	16.735	91.7		1:31.149	9	26.900	91.4	49.378	102.6	16.772	90.7		1:33.050
3	26.490	91.0	49.407	104.4	16.300	93.4		1:32.197	10	26.517	93.5	48.612	103.1	16.483	92.1		1:31.612
4	26.365	88.2	50.663	104.4	16.630	92.0		1:33.658	11	26.041	92.1	47.251	103.9	17.898	89.8		1:31.190
5	26.286	92.6	48.206	102.3	16.444	91.0		1:30.936	12	26.290	94.1	50.350	102.2	18.539	84.7		1:35.179
6	26.098	90.3	51.651	102.0	16.357	92.1		1:34.106	13	27.408	87.9	52.995	79.9				1:45.693
7	25.881	90.3	50.067	95.9	17.562	90.7		1:33.510	14								

88 Melling-Minshaw (SEA)									Ford Falcon Sprint								
lap	Sect-1	Speed	Sect-2	Speed	Sect-3	Speed	TopSpeed	laptime pit	lap	Sect-1	Speed	Sect-2	Speed	Sect-3	Speed	Topspeed	laptime pit
1	27.526	83.3	50.979	90.3	18.863	96.5		1:37.368	8		90.5	49.370	117.5	16.919	99.2		2:55.285 P
2	26.884	90.1	49.703	110.9	17.751	98.2		1:34.338	9	24.605	97.8	47.804	118.1	15.637	102.8		1:28.046
3	26.560	89.4	49.438	110.9	17.147	97.9		1:33.145	10	24.821	100.6	46.230	121.1	15.278	104.4		1:26.329
4	26.501	93.0	49.361	109.3	17.377	96.3		1:33.239	11	24.229	98.4	46.551	121.1	15.811	103.9		1:26.591
5	26.317	92.0	52.193	108.4	17.188	95.8		1:35.698	12	24.194	98.0	47.586	117.1	15.883	99.6		1:27.663
6	26.290	90.8	49.556	111.5	16.790	97.9		1:32.636	13	24.601	99.7	46.113	121.8	15.470	105.4		1:26.184
7	26.515	86.5	50.086	104.1				1:40.004	14	24.540	96.6	46.923	120.7	15.363	105.2		1:26.826

92 Steve Jones (RHO)									Morris Mini Cooper S								
lap	Sect-1	Speed	Sect-2	Speed	Sect-3	Speed	TopSpeed	laptime pit	lap	Sect-1	Speed	Sect-2	Speed	Sect-3	Speed	Topspeed	laptime pit
1	27.229	91.8	49.123	100.0	16.422	90.1		1:32.774	7	25.955	92.6	49.173	102.8	16.594	90.5		1:31.722
2	26.448	93.8	49.204	100.3	17.000	89.2		1:32.652	8	25.787	96.6	48.686	101.7	16.189	91.5		1:30.662
3	26.710	90.9	49.915	100.8	16.645	91.5		1:33.270	9	25.797	90.9	48.097	103.4				1:34.681
4	25.969	88.9	49.349	101.3	16.241	91.0		1:31.559	10	Out	78.3	52.890	96.7	17.232	90.0		8:44.384 P
5	25.679	94.4	48.136	102.3	16.209	91.7		1:30.024	11	25.894	91.9	53.107	97.0				1:40.761
6	26.857	71.7	52.236	102.6	16.407	91.2		1:35.500	12								

96 Chris Pearson (URE)									Austin A35 Speedwell								
lap	Sect-1	Speed	Sect-2	Speed	Sect-3	Speed	TopSpeed	laptime pit	lap	Sect-1	Speed	Sect-2	Speed	Sect-3	Speed	Topspeed	laptime pit
1	29.608	76.8	55.753	90.0	19.242	79.8		1:44.603	5	31.984	75.1	59.073	84.2	21.263	80.4		1:52.320
2	29.511	77.1	1:01.684	91.5				1:56.989	6	32.138	69.8	1:02.933	78.0	20.395	82.1		1:55.466
3		62.0	1:08.090	77.0	22.518	74.3		3:55.175 P	7	31.418	69.2	1:02.875	83.3	20.838	61.2		1:55.131
4	33.733	70.0	1:04.797	81.5	21.048	77.8		1:59.578	8								

98 Graham Pattle (CLK)									Ford Lotus Cortina								
lap	Sect-1	Speed	Sect-2	Speed	Sect-3	Speed	TopSpeed	laptime pit	lap	Sect-1	Speed	Sect-2	Speed	Sect-3	Speed	Topspeed	laptime pit
1	25.710	94.4	47.243	106.5	16.750	89.2		1:29.703	9	25.341	97.3	46.672	108.1	15.597	95.4		1:27.610
2	26.176	68.3	50.517	105.0	17.114	92.5		1:33.807	10	24.908	100.7	46.129	109.1	16.243	94.3		1:27.280
3	25.531	95.4	47.640	107.2	15.620	94.6		1:28.791	11	24.679	104.0	46.941	107.7	15.732	96.1		1:27.352
4	25.718	91.3	46.827	109.3	17.425	91.4		1:29.970	12	24.914	97.3	47.849	107.0				1:35.653
5	25.257	98.0	46.797	107.7	15.537	95.8		1:27.591	13		88.4	46.509	107.4	15.686	94.6		2:23.765 P
6	24.977	101.0	46.030	107.2	15.744	94.4		1:26.751	14	25.142	100.4	47.614	116.9	16.843	91.2		1:29.599
7	25.093	98.4	48.468	103.0				1:35.439	15	25.107	99.9	48.511	106.5				1:32.728
8		94.7	49.357	105.4	16.402	94.6		2:30.846 P	16								



**Session Start: 09:09:59 - Finish: 09:35:04**  
**Weather/Track Conditions: Cloud / Dry**  
**Circuit: Donington Park National**  
**Track Length: 3.185 Km - 1.9791 miles**

# Donington Historic Festival - 30 Apr - 2 May 2016

## HRDC 'Coys Trophy' celebrating the BTCC 1958-66

### Qualifying for Race 12 - Sector Analysis

99 Mike Dowsett (MAN)									Hillman Rallye Imp								
lap	Sect-1	Speed	Sect-2	Speed	Sect-3	Speed	TopSpeed	laptime pit	lap	Sect-1	Speed	Sect-2	Speed	Sect-3	Speed	Topspeed	laptime pit
1	33.083	67.3	1:03.551	81.6	15.374			1:52.008	8	30.783	76.3	58.038	82.0	20.101	73.7		1:48.922
2	37.152	69.8	58.955	83.9	20.120	72.5		1:56.227	9	30.972	78.6	57.301	85.4	18.633	75.3		1:46.906
3	31.618	73.1	58.188	81.9	19.353	71.6		1:49.159	10	30.197	78.7	59.074	85.2	19.435	75.2		1:48.706
4	31.292	74.0	57.582	85.7	19.005	73.4		1:47.879	11	30.776	79.5	56.430	86.7	19.162	76.7		1:46.368
5	30.645	74.2	58.678	83.1	19.218	72.7		1:48.541	12	30.418	77.7	56.117	87.8	18.603	76.3		1:45.138
6	30.490	76.0	57.647	81.7	19.583	72.3		1:47.720	13	31.372	66.2	57.294	86.8	20.852	74.7		1:49.518
7	31.355	77.4	58.187	85.4	19.489	72.2		1:49.031	14								

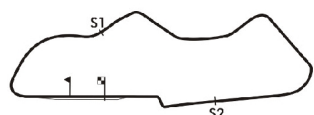
101 James P-James L (ACD)									Austin A35								
lap	Sect-1	Speed	Sect-2	Speed	Sect-3	Speed	TopSpeed	laptime pit	lap	Sect-1	Speed	Sect-2	Speed	Sect-3	Speed	Topspeed	laptime pit
1	33.051	73.8	59.620	84.4	20.016	76.1		1:52.687	7	31.369	82.6	57.629	86.4	19.549	76.4		1:48.547
2	31.924	67.6	59.166	85.8	19.967	75.8		1:51.057	8	31.568	79.5	1:02.337	84.5	20.559	73.3		1:54.464
3	32.292	79.2	58.157	88.0				1:53.073	9	31.975	77.0	1:01.757	79.5	22.024	76.0		1:55.756
4		68.6	1:03.193	78.5	20.914	75.7		4:38.059 P	10	32.422	63.1	1:00.408	83.6	19.839	75.4		1:52.669
5	31.544	82.5	1:03.967	77.9	21.708	73.0		1:57.219	11	32.297	77.1	1:02.750	84.9	20.479	72.2		1:55.526
6	33.676	78.0	59.838	87.9	19.391	77.5		1:52.905	12								

110 Patterson-Bartley (CLK)									BMW 1800Ti								
lap	Sect-1	Speed	Sect-2	Speed	Sect-3	Speed	TopSpeed	laptime pit	lap	Sect-1	Speed	Sect-2	Speed	Sect-3	Speed	Topspeed	laptime pit
1	30.408	82.4	54.171	94.7	18.663	78.5		1:43.242	8	27.512	89.5	51.240	95.6	17.269	84.8		1:36.021
2	29.182	89.5	53.532	94.8	19.686	76.1		1:42.400	9	27.476	90.7	51.884	95.6	19.892	81.1		1:39.252
3	28.306	91.4	51.774	92.9	17.770	80.9		1:37.850	10	27.326	92.0	51.993	97.0	17.340	86.1		1:36.659
4	27.724	88.2	53.904	93.9	17.872	80.1		1:39.500	11	27.844	89.0	50.527	97.0	17.224	86.1		1:35.595
5	28.419	76.8	53.516	94.7	17.836	79.9		1:39.771	12	27.562	90.9	50.947	97.0	16.934	86.8		1:35.443
6	28.444	80.9	55.510	92.6				1:46.001	13	26.828	92.1	50.280	96.5	16.978	86.4		1:34.086
7		86.5	51.630	98.2	17.480	87.1		2:39.910 P	14								

112 John Cleland (ACD)									Austin A30 Academy								
lap	Sect-1	Speed	Sect-2	Speed	Sect-3	Speed	TopSpeed	laptime pit	lap	Sect-1	Speed	Sect-2	Speed	Sect-3	Speed	Topspeed	laptime pit
1	31.364	78.5	58.516	86.8	18.577	76.5		1:48.457	7	29.511	82.6	56.127	88.0	19.453	74.4		1:45.091
2	30.056	78.7	56.572	86.7	18.492	76.3		1:45.120	8	29.579	84.5	56.745	83.6				1:50.670
3	30.895	81.1	56.801	87.7	18.589	75.0		1:46.285	9	Out	87.1	58.427	87.1	19.077	74.9		3:51.573 P
4	30.193	82.3	55.744	88.6	18.781	75.8		1:44.718	10	29.278	87.6	56.368	88.1	21.631	76.9		1:47.277
5	29.321	87.0	56.626	87.9	18.722	75.9		1:44.669	11	31.294	70.9	56.768	88.0	19.325	76.3		1:47.387
6	29.568	86.0	55.739	88.5	18.788	75.7		1:44.095	12	29.416	85.2	55.260	89.1	18.432	75.9		1:43.108

135 Chapman-Anstead (URE)									Austin A35 Academy								
lap	Sect-1	Speed	Sect-2	Speed	Sect-3	Speed	TopSpeed	laptime pit	lap	Sect-1	Speed	Sect-2	Speed	Sect-3	Speed	Topspeed	laptime pit
1	32.221	77.4	1:04.660	79.9	20.591	75.1		1:57.472	7	34.171	59.4	1:02.886	79.3	20.479	75.0		1:57.536
2	30.857	81.9	1:00.825	80.1	19.829	75.1		1:51.511	8	33.884	62.3	1:05.245	74.7	20.481	76.6		1:59.610
3	31.217	84.2	56.352	80.3	20.001	75.1		1:47.570	9	34.035	63.3	1:03.251	74.6	20.183	70.3		1:57.469
4	29.993	85.9	57.417	74.4				1:57.089	10	33.721	61.2	1:03.842	76.0	20.516	71.0		1:58.079
5	Out	58.9	1:09.122	74.2	21.206	72.6		3:42.243 P	11	33.537	63.0	1:03.688	78.0	20.286	71.0		1:57.511
6	35.966	60.4	1:06.624	77.8	20.816	74.1		2:03.406	12								

136 Nigel Batchelor (SEA)									Ford Mustang								
lap	Sect-1	Speed	Sect-2	Speed	Sect-3	Speed	TopSpeed	laptime pit	lap	Sect-1	Speed	Sect-2	Speed	Sect-3	Speed	Topspeed	laptime pit
1	27.542	83.1	51.373	109.1	17.209	96.5		1:36.124	8	25.949	89.2	49.551	110.0	16.841	96.3		1:32.341
2	27.297	84.9	51.552	112.2	16.406	97.4		1:35.255	9	26.550	89.5	55.442	82.3	19.984	81.2		1:41.976
3	26.713	85.9	50.715	105.0	16.685	99.9		1:34.113	10	32.584	66.3	1:00.691	90.4	17.924	95.1		1:51.199
4	26.035	90.8	50.255	92.5	17.138	97.4		1:33.428	11	27.875	68.3	1:01.673	93.6	18.031	93.6		1:47.579
5	26.490	87.9	50.802	96.1	17.601	98.7		1:34.893	12	26.351	90.9	48.685	110.4	16.384	100.9		1:31.420
6	26.294	87.5	49.573	110.7	16.790	97.7		1:32.657	13	25.694	89.5	48.517	113.5	16.134	95.6		1:30.345
7	26.174	84.4	49.507	111.5	16.580	98.7		1:32.261	14	27.717	90.4	57.770	70.2				1:49.763



**Session Start: 09:09:59 - Finish: 09:35:04**  
**Weather/Track Conditions: Cloud / Dry**  
**Circuit: Donington Park National**  
**Track Length: 3.185 Km - 1.9791 miles**

# Donington Historic Festival - 30 Apr - 2 May 2016

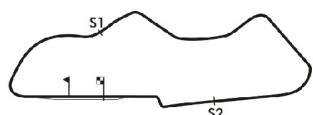
## HRDC 'Coys Trophy' celebrating the BTCC 1958-66

### Qualifying for Race 12 - Sector Analysis

148 James-Stretton (CLK)									BMW 1800Ti								
lap	Sect-1	Speed	Sect-2	Speed	Sect-3	Speed	TopSpeed	laptime pit	lap	Sect-1	Speed	Sect-2	Speed	Sect-3	Speed	Topspeed	laptime pit
1	26.719	90.2	51.826	103.7	17.091	95.2		1:35.636	7	27.971	81.9	53.787	100.2	17.404	92.4		1:39.162
2	26.373	96.6	49.329	105.0	16.269	96.6		1:31.971	8	26.081	92.1	48.446	103.3	16.427	93.9		1:30.954
3	26.536	91.2	50.141	103.1	16.271	94.0		1:32.948	9	26.084	92.5	53.530	96.2	16.621	96.7		1:36.235
4	25.605	96.5	49.824	103.7	17.361	92.6		1:32.790	10	26.559	90.1	50.318	104.4	16.693	91.7		1:33.570
5	27.666	99.7	49.406	103.9				1:37.932	11	26.195	89.5	51.400	103.4	17.398	88.6		1:34.993
6	63.5		56.485	101.6	20.809	81.3		4:03.437 P	12								

176 Davenall-Snowdon (URE)									Austin A105/6								
lap	Sect-1	Speed	Sect-2	Speed	Sect-3	Speed	TopSpeed	laptime pit	lap	Sect-1	Speed	Sect-2	Speed	Sect-3	Speed	Topspeed	laptime pit
1								1:48.573	8	27.943	85.6	52.840	96.3	17.598	85.1		1:38.381
2								1:45.267	9	27.700	87.1	53.141	97.2	17.581	85.8		1:38.422
3	29.040		53.502	86.8				1:47.497	10	27.655	84.5	51.998	97.6	17.509	86.3		1:37.162
4		78.3	55.230	93.5	18.907	78.3		3:15.019 P	11	27.526	86.5	51.787	98.9	17.603	86.2		1:36.916
5	32.034	82.4	53.678	95.6	17.755	82.9		1:43.467	12	27.528	86.4	51.284	98.7	17.574	84.7		1:36.386
6	28.433	81.1	53.659	98.4	17.678	85.1		1:39.770	13	31.000	77.4	1:00.485	71.8				1:59.523
7	28.373	85.1	52.891	99.8	17.945	85.4		1:39.209	14								

999 Chris Rea (URE)									Morris Minor								
lap	Sect-1	Speed	Sect-2	Speed	Sect-3	Speed	TopSpeed	laptime pit	lap	Sect-1	Speed	Sect-2	Speed	Sect-3	Speed	Topspeed	laptime pit
1	31.980	65.7	1:00.157	87.9	19.843	77.0		1:51.980	8	29.807	75.8	55.728	89.9	18.584	77.3		1:44.119
2	30.803	72.0	57.178	89.8	19.493	76.6		1:47.474	9	29.677	77.4	55.999	90.6	18.880	75.8		1:44.556
3	30.057	75.2	57.265	89.1	19.581	77.0		1:46.903	10	30.314	77.9	55.346	89.7	18.280	77.6		1:43.940
4	30.839	77.8	56.216	89.4	18.536	78.4		1:45.591	11	29.653	79.4	57.626	89.7	20.638	75.4		1:47.917
5	29.912	77.5	56.444	89.4	18.373	77.8		1:44.729	12	30.483	71.6	55.670	90.1	18.222	77.0		1:44.375
6	30.091	76.0	55.512	89.2	18.470	77.5		1:44.073	13	29.530	77.5	55.664	90.6	17.945	78.8		1:43.139
7	29.293	74.8	55.758	89.5	18.362	78.6		1:43.413	14								



Session Start: 09:09:59 - Finish: 09:35:04  
 Weather/Track Conditions: Cloud / Dry  
 Circuit: Donington Park National  
 Track Length: 3.185 Km - 1.9791 miles

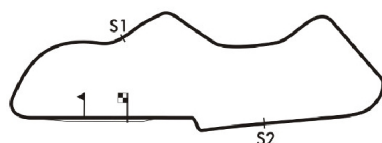


# Donington Historic Festival - 30 Apr - 2 May 2016

## HRDC 'Coys Trophy' celebrating the BTCC 1958-66

### Qualifying for Race 12 - Best Sector Times

POS	NO	DRIVER/S	Sector 1			Sector 2			Sector 3			IDEAL LAP	BEST LAP	On
			TIME	LAP	POS	TIME	LAP	POS	TIME	LAP	POS			
1	63	Bill Shepherd	23.895	5	1	44.991	14	1	15.398	7	5	1:24.284	<b>1:24.521</b>	<b>14</b>
2	16	David Tomlin	24.428	5	5	45.632	5	2	15.117	4	1	1:25.177	<b>1:25.276</b>	<b>5</b>
3	88	Melling-Minshaw	24.194	12	2	46.113	13	6	15.278	10	2	1:25.585	<b>1:26.184</b>	<b>13</b>
4	22	Michael Squire	24.386	12	3	46.266	7	7	15.325	10	3	1:25.977	<b>1:26.335</b>	<b>5</b>
5	69	Avill-Hyett	24.616	5	8	45.634	5	3	15.687	4	12	1:25.937	<b>1:26.349</b>	<b>5</b>
6	35	Mark Burton	24.399	12	4	46.013	13	4	15.541	12	8	1:25.953	<b>1:26.728</b>	<b>13</b>
7	98	Graham Pattle	24.679	11	9	46.030	6	5	15.537	5	7	1:26.246	<b>1:26.751</b>	<b>6</b>
8	73	Clarkson-Smithies	24.516	14	6	46.443	10	9	15.894	10	15	1:26.853	<b>1:26.980</b>	<b>10</b>
9	42	John Spiers	24.768	12	10	46.867	4	11	15.600	11	10	1:27.235	<b>1:27.293</b>	<b>4</b>
10	1	Ambrosio Perfetti	24.532	14	7	46.418	9	8	15.568	5	9	1:26.518	<b>1:27.301</b>	<b>9</b>
11	56	Alexander-Fores	25.216	11	12	46.738	13	10	15.523	10	6	1:27.477	<b>1:27.670</b>	<b>13</b>
12	66	Viggo Lund	24.984	5	11	46.941	10	12	15.822	6	13	1:27.747	<b>1:27.853</b>	<b>5</b>
13	65	Nicholas Ruddell	25.465	15	13	47.775	15	15	15.834	11	14	1:29.074	<b>1:29.551</b>	<b>11</b>
14	92	Steve Jones	25.679	5	15	48.097	9	16	16.189	8	18	1:29.965	<b>1:30.024</b>	<b>5</b>
15	72	Jeffrey-Harrison	25.761	12	17	48.541	13	20	15.663	13	11	1:29.965	<b>1:30.055</b>	<b>13</b>
16	136	Nigel Batchelor	25.694	13	16	48.517	13	19	16.134	13	17	1:30.345	<b>1:30.345</b>	<b>13</b>
17	4	Lynch-Longdon	25.942	13	19	48.500	13	18	16.201	13	19	1:30.643	<b>1:30.643</b>	<b>13</b>
18	13	Brooks-Caine	26.051	6	21	47.767	3	14	16.692	6	25	1:30.510	<b>1:30.862</b>	<b>6</b>
19	84	Neil Merry	25.881	7	18	47.251	11	13	16.300	3	22	1:29.432	<b>1:30.936</b>	<b>5</b>
20	148	James-Stretton	25.605	4	14	48.446	8	17	16.269	2	21	1:30.320	<b>1:30.954</b>	<b>8</b>
21	71	Joe Allenby-Byrne	25.977	8	20	49.107	6	23	16.024	8	16	1:31.108	<b>1:31.426</b>	<b>8</b>
22	44	Dick-Williams	26.148	12	22	48.753	8	21	16.818	5	28	1:31.719	<b>1:32.244</b>	<b>12</b>
23	38	Mark Thomas	26.239	15	23	48.913	14	22	16.404	9	23	1:31.556	<b>1:32.564</b>	<b>14</b>
24	11	Ding Boston	26.801	13	24	49.978	13	26	16.757	14	27	1:33.536	<b>1:33.700</b>	<b>13</b>
25	76	Shaw-Matthews	26.808	5	25	49.893	5	25	16.256	14	20	1:32.957	<b>1:33.858</b>	<b>5</b>
26	110	Patterson-Bartley	26.828	13	27	50.280	13	27	16.934	12	30	1:34.042	<b>1:34.086</b>	<b>13</b>
27	23	Julian Balme	26.838	11	28	49.615	14	24	16.754	11	26	1:33.207	<b>1:34.741</b>	<b>15</b>
28	21	Frankel L-Frankel A	26.826	5	26	50.866	4	30	16.579	3	24	1:34.271	<b>1:34.964</b>	<b>8</b>
29	12	Richard Frankel	27.072	7	29	50.778	6	28	16.910	6	29	1:34.760	<b>1:35.219</b>	<b>6</b>
30	81	Ed Glaister	27.162	10	30	50.826	10	29	17.131	8	31	1:35.119	<b>1:35.314</b>	<b>8</b>
31	176	Davenall-Snowdon	27.526	11	31	51.284	12	31	17.509	10	32	1:36.319	<b>1:36.386</b>	<b>12</b>
32	7	Slevin-Mullen	28.190	5	32	53.356	7	32	17.545	12	33	1:39.091	<b>1:39.579</b>	<b>7</b>
33	112	John Cleland	29.278	10	34	55.260	12	33	18.432	12	36	1:42.970	<b>1:43.108</b>	<b>12</b>
34	999	Chris Rea	29.293	7	35	55.346	10	34	17.945	13	34	1:42.584	<b>1:43.139</b>	<b>13</b>
35	64	Geoff Mackrill	28.807	9	33	56.355	9	38	18.400	7	35	1:43.562	<b>1:44.349</b>	<b>9</b>
36	96	Chris Pearson	29.511	2	36	55.753	1	35	19.205	0	37	1:44.469	<b>1:44.603</b>	<b>1</b>
37	99	Mike Dowsett	30.197	10	38	56.117	12	36	15.374	1	4	1:41.688	<b>1:45.138</b>	<b>12</b>
38	135	Chapman-Anstead	29.993	4	37	56.352	3	37	19.829	2	39	1:46.174	<b>1:47.570</b>	<b>3</b>
39	101	James P-James L	31.369	7	39	57.629	7	39	19.391	6	38	1:48.389	<b>1:48.547</b>	<b>7</b>



**Session Start: 09:09:59 - Finish: 09:35:04**

**Weather/Track Conditions: Cloud / Dry**

**Circuit: Donington Park National**

**Track Length: 3.185 Km - 1.9791 miles**

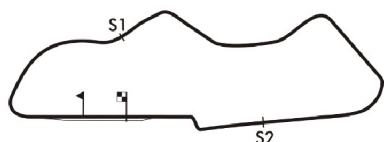


# Donington Historic Festival - 30 Apr - 2 May 2016

## HRDC 'Coys Trophy' celebrating the BTCC 1958-66

### Qualifying for Race 12 - Best Sector Speeds

	NO	SECTOR 1	MPH	NO	SECTOR 2	MPH	NO	SECTOR 3	MPH
1	22	Michael Squire	105.9	63	Bill Shepherd	123.1	63	Bill Shepherd	108.6
2	56	Alexander-Fores	105.4	88	Melling-Minshaw	121.8	88	Melling-Minshaw	105.4
3	42	John Spiers	105.1	73	Clarkson-Smithies	118.8	35	Mark Burton	104.6
4	69	Avill-Hyett	104.9	35	Mark Burton	118.5	65	Nicholas Ruddell	103.4
5	66	Viggo Lund	104.8	65	Nicholas Ruddell	118.3	22	Michael Squire	103.0
6	73	Clarkson-Smithies	104.8	22	Michael Squire	117.5	73	Clarkson-Smithies	102.6
7	76	Shaw-Matthews	104.0	98	Graham Pattle	116.9	136	Nigel Batchelor	100.9
8	98	Graham Pattle	104.0	136	Nigel Batchelor	113.5	16	David Tomlin	99.0
9	16	David Tomlin	103.3	1	Ambrosio Perfetti	110.0	1	Ambrosio Perfetti	98.7
10	63	Bill Shepherd	103.0	16	David Tomlin	109.0	69	Avill-Hyett	97.2
11	44	Dick-Williams	101.5	66	Viggo Lund	108.1	66	Viggo Lund	96.7
12	13	Brooks-Caine	101.3	69	Avill-Hyett	108.1	148	James-Stretton	96.7
13	35	Mark Burton	101.3	42	John Spiers	106.5	98	Graham Pattle	96.1
14	1	Ambrosio Perfetti	100.9	148	James-Stretton	105.0	84	Neil Merry	93.4
15	4	Lynch-Longdon	100.9	84	Neil Merry	104.7	42	John Spiers	93.3
16	88	Melling-Minshaw	100.6	23	Julian Balme	103.4	72	Jeffrey-Harrison	92.1
17	148	James-Stretton	99.7	92	Steve Jones	103.4	92	Steve Jones	91.7
18	72	Jeffrey-Harrison	98.7	56	Alexander-Fores	102.8	56	Alexander-Fores	90.7
19	21	Frankel L-Frankel A	98.1	71	Joe Allenby-Byrne	101.4	71	Joe Allenby-Byrne	90.4
20	11	Ding Boston	97.7	13	Brooks-Caine	100.9	23	Julian Balme	89.8
21	38	Mark Thomas	97.7	72	Jeffrey-Harrison	100.6	13	Brooks-Caine	89.7
22	12	Richard Frankel	97.3	176	Davenall-Snowdon	99.8	76	Shaw-Matthews	89.3
23	92	Steve Jones	96.6	38	Mark Thomas	99.5	12	Richard Frankel	88.7
24	71	Joe Allenby-Byrne	94.8	4	Lynch-Longdon	99.0	21	Frankel L-Frankel A	88.7
25	84	Neil Merry	94.1	44	Dick-Williams	99.0	4	Lynch-Longdon	88.2
26	81	Ed Glaister	93.9	76	Shaw-Matthews	99.0	110	Patterson-Bartley	87.1
27	23	Julian Balme	92.6	110	Patterson-Bartley	98.2	44	Dick-Williams	87.0
28	65	Nicholas Ruddell	92.1	7	Slevin-Mullen	97.7	38	Mark Thomas	86.9
29	110	Patterson-Bartley	92.1	21	Frankel L-Frankel A	97.7	7	Slevin-Mullen	86.4
30	136	Nigel Batchelor	90.9	11	Ding Boston	97.0	176	Davenall-Snowdon	86.3
31	112	John Cleland	87.6	12	Richard Frankel	97.0	11	Ding Boston	85.2
32	7	Slevin-Mullen	87.1	81	Ed Glaister	95.5	81	Ed Glaister	84.4
33	176	Davenall-Snowdon	87.1	96	Chris Pearson	92.1	96	Chris Pearson	82.1
34	135	Chapman-Anstead	85.9	999	Chris Rea	90.6	64	Geoff Mackrill	80.8
35	64	Geoff Mackrill	84.2	64	Geoff Mackrill	90.1	999	Chris Rea	78.8
36	101	James P-James L	82.6	112	John Cleland	89.1	101	James P-James L	77.5
37	99	Mike Dowsett	79.5	101	James P-James L	88.0	112	John Cleland	77.1
38	999	Chris Rea	79.4	99	Mike Dowsett	87.8	99	Mike Dowsett	76.7
39	96	Chris Pearson	77.1	135	Chapman-Anstead	80.3	135	Chapman-Anstead	76.6
40	10	Spurrell-Coates	42.8	10	Spurrell-Coates	44.3	3	Peter Hallford	0.0



**Session Start: 09:09:59 - Finish: 09:35:04**  
**Weather/Track Conditions: Cloud / Dry**  
**Circuit: Donington Park National**  
**Track Length: 3.185 Km - 1.9791 miles**

# Donington Historic Festival - 30 Apr - 2 May 2016

## HRDC 'Coys Trophy' celebrating the BTCC 1958-66

### Race 12 - Starting Grid

Sheet No:

Start Time : 13:00 - Heat Duration : 45 Minutes

20	39	<b>101</b>	James P-James L		<b>135</b>	Chapman-Anstead
19	37	<b>99</b>	Mike Dowsett		<b>96</b>	Chris Pearson
18	35	<b>64</b>	Geoff Mackrill		<b>999</b>	Chris Rea
17	33	<b>112</b>	John Cleland		<b>7</b>	Slevin-Mullen
16	31	<b>176</b>	Davenall-Snowdon		<b>81</b>	Ed Glaister
15	29	<b>12</b>	Richard Frankel		<b>21</b>	Frankel L-Frankel A
14	27	<b>23</b>	Julian Balme		<b>110</b>	Patterson-Bartley
13	25	<b>76</b>	Shaw-Matthews		<b>11</b>	Ding Boston
12	23	<b>38</b>	Mark Thomas		<b>44</b>	Dick-Williams
11	21	<b>71</b>	Joe Allenby-Byrne		<b>148</b>	James-Stretton
10	19	<b>84</b>	Neil Merry		<b>13</b>	Brooks-Caine
9	17	<b>4</b>	Lynch-Longdon		<b>136</b>	Nigel Batchelor
8	15	<b>72</b>	Jeffrey-Harrison		<b>92</b>	Steve Jones
7	13	<b>65</b>	Nicholas Ruddell		<b>66</b>	Viggo Lund
6	11	<b>56</b>	Alexander-Fores		<b>1</b>	Ambrosio Perfetti
5	9	<b>42</b>	John Spiers		<b>73</b>	Clarkson-Smithies
4	7	<b>98</b>	Graham Pattle		<b>35</b>	Mark Burton
3	5	<b>69</b>	Avill-Hyett		<b>22</b>	Michael Squire
2	3	<b>88</b>	Melling-Minshaw		<b>16</b>	David Tomlin
1	1	<b>63</b>	Bill Shepherd			

Pole Right



These results are provisional until the conclusion of any judicial and technical matters.

*Circuit: Donington Park National  
Track Length: 3.185 Km - 1.9791 miles*

Clerk of the Course:  <div style="text-align: right;">Julian Floyd</div>	Timekeeper:  <div style="text-align: right;">Nick Palmer</div>	Posted at:
--------------------------------------------------------------------------------	----------------------------------------------------------------------	------------



## Donington Historic Festival - 30 Apr - 2 May 2016

### Jaguar Classic Challenge for pre-66 Jaguar cars Qualifying for Race 13 - Classification

Sheet No:

POS	NO	DRIVER/S	CLASS	CLASS POS	CAR MAKE / MODEL	TIME	ON	LAPS	GAP	DIFF	MPH
1	91	Julian Thomas	E	1	Jaguar E-type	1:20.022	16	20			89.03
2	2	Joaquin Folch Rusinol	E	2	Jaguar E-type	1:20.397	18	19	0.375	0.375	88.62
3	12	Martin Stretton	E	3	Jaguar E-type	1:20.675	18	18	0.653	0.278	88.31
4	53	John Pearson	E	4	Jaguar E-type	1:20.899	7	13	0.877	0.224	88.07
5	55	Melling-Dodd	E	5	Jaguar E-type	1:21.015	3	12	0.993	0.116	87.94
6	7	Marcus Graf von Oeynhausen	E	6	Jaguar E-type	1:21.644	16	17	1.622	0.629	87.26
7	155	Alistair Dyson	E	7	Jaguar E-type	1:23.611	14	20	3.589	1.967	85.21
8	72	Jamie Boot	E	8	Jaguar E-type	1:23.905	11	19	3.883	0.294	84.91
9	37	Gary Pearson	C	1	Jaguar D-type	1:24.455	4	11	4.433	0.550	84.36
10	95	Fred Wakeman	E	9	Jaguar E-type	1:24.606	17	19	4.584	0.151	84.21
11	136	Russell-Jardine	E	10	Jaguar E-type	1:25.789	16	18	5.767	1.183	83.05
12	84	Read Gomm	E	11	Jaguar E-type	1:25.931	16	17	5.909	0.142	82.91
13	4	Timothy Mogridge	E	12	Jaguar E-type	1:26.116	14	15	6.094	0.185	82.73
14	11	Farrell-Gate	E	13	Jaguar E-type	1:26.732	12	18	6.710	0.616	82.15
15	22	Cliff Gray	E	14	Jaguar E-type	1:26.933	17	19	6.911	0.201	81.96
16	15	Paul Castaldini	E	15	Jaguar E-type	1:27.311	6	10	7.289	0.378	81.60
17	82	Bob Binfield	D	1	Jaguar E-type	1:27.601	16	19	7.579	0.290	81.33
18	9	Benjamin Eastick	C	2	Jaguar D-type	1:27.670	15	19	7.648	0.069	81.27
19	66	Ben Shuckburgh	D	2	Jaguar E-type	1:27.749	7	8	7.727	0.079	81.19
20	40	Galashan-Greaves	E	16	Jaguar E-type	1:28.318	15	17	8.296	0.569	80.67
21	25	John Burton	D	3	Jaguar E-type	1:28.480	9	14	8.458	0.162	80.52
22	51	Nik Spencer	E	17	Jaguar E-type	1:29.518	13	19	9.496	1.038	79.59
23	23	Roger Cope	B	1	Jaguar Mkl	1:30.967	5	12	10.945	1.449	78.32
24	67	Wilhelm-Grandidier	E	18	Jaguar E-type	1:31.624	8	16	11.602	0.657	77.76
25	122	Tom Harris	E	19	Jaguar E-type	1:31.899	17	18	11.877	0.275	77.53
26	68	Marc Gordon	A	1	Jaguar XK150	1:33.779	12	18	13.757	1.880	75.97
27	56	Peter Lanfranchi	D	4	Jaguar E-type	1:33.908	9	18	13.886	0.129	75.87
28	64	James Paterson	E	20	Jaguar E-type	1:35.199	10	13	15.177	1.291	74.84
29	150	Keith-Lucas Ch-Keith-Lucas Cl	A	2	Jaguar XK150	1:35.384	5	16	15.362	0.185	74.69
30	49	Osborne-Radcliffe	B	2	Jaguar Mkl	1:36.867	5	16	16.845	1.483	73.55
31	8	Fripp-Robinson	Inv	1	Jaguar XK140 Special	2:18.837	1	6	58.815	41.970	51.32

Cars 23 & 25 require working transponders - Regulation Q.12.2.1 refers  
Car 53 - transponder working intermittently

Session Start: 09:44:46 - Finish: 10:14:50  
Weather/Track Conditions: Cloud / Dry  
Circuit: Donington Park National  
Track Length: 3.185 Km - 1.9791 miles

These results are provisional until the conclusion of any judicial and technical matters.

Clerk of the Course:

Julian Floyd

Timekeeper:

Nick Palmer

Posted at:

# Donington Historic Festival - 30 Apr - 2 May 2016

## Jaguar Classic Challenge for pre-66 Jaguar cars

### Qualifying for Race 13 - Sector Analysis

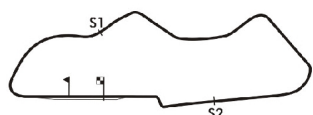
2 Joaquin Folch Rusinol (E)									Jaguar E-type								
lap	Sect-1	Speed	Sect-2	Speed	Sect-3	Speed	TopSpeed	laptime pit	lap	Sect-1	Speed	Sect-2	Speed	Sect-3	Speed	Topspeed	laptime pit
1								1:30.196	11		87.7	44.558	125.9	14.993	<u>107.2</u>		2:41.191 P
2								1:26.558	12	23.146	114.1	43.794	124.0	15.432	100.3		1:22.372
3								1:25.920	13	23.863	102.1	43.333	125.4	15.113	103.3		1:22.309
4								1:25.279	14	23.221	114.3	43.185	125.4	14.766	106.7		1:21.172
5								1:25.010	15	23.157	113.0	43.424	125.2	14.527	106.9		1:21.108
6								1:24.736	16	22.950	111.5	42.934	124.2	15.772	91.9		1:21.656
7								1:24.330	17	23.096	110.4	43.534	125.6	14.669	106.4		1:21.299
8								1:24.410	18	<u>22.832</u>	<u>115.3</u>	<u>42.879</u>	124.7	14.686	105.7		<u>1:20.397</u>
9								1:25.895	19	23.240	102.0	43.018	<u>126.1</u>	14.936	105.4		1:21.194
10								1:36.463	20								

4 Timothy Mogridge (E)									Jaguar E-type								
lap	Sect-1	Speed	Sect-2	Speed	Sect-3	Speed	TopSpeed	laptime pit	lap	Sect-1	Speed	Sect-2	Speed	Sect-3	Speed	Topspeed	laptime pit
1	27.347	86.0	49.471	109.3	16.718	99.8		1:33.536	9	25.025	92.6	46.571	114.5	15.913	101.4		1:27.509
2	25.405	92.8	47.715	110.9	16.125	101.9		1:29.245	10	25.842	90.7	47.695	107.6	17.097	90.0		1:30.634
3	25.532	96.0	46.559	114.3	15.864	101.3		1:27.955	11	27.675	85.0	52.191	88.6				1:42.144
4	24.956	96.5	46.663	113.4	15.846	102.2		1:27.465	12	Out	86.8	50.498	113.0	16.092	99.3		3:06.799 P
5	25.113	97.8	47.327	114.1	15.802	102.2		1:28.242	13	25.364	92.4	46.297	113.7	16.391	100.6		1:28.052
6	24.866	<u>98.8</u>	46.571	114.1				1:30.735	14	<u>24.604</u>	98.6	<u>45.820</u>	<u>116.1</u>	<u>15.692</u>	<u>102.6</u>		<u>1:26.116</u>
7	Out	92.4	47.919	112.0	16.423	97.9		2:12.733 P	15	27.218	78.5	55.166	67.3				1:46.402
8	25.619	87.0	47.245	113.9	16.181	100.3		1:29.045	16								

7 Marcus Graf von Oeynhausen (E)									Jaguar E-type								
lap	Sect-1	Speed	Sect-2	Speed	Sect-3	Speed	TopSpeed	laptime pit	lap	Sect-1	Speed	Sect-2	Speed	Sect-3	Speed	Topspeed	laptime pit
1	27.576	85.6	51.086	118.8	15.764	100.6		1:34.426	10	24.177	97.6	43.586	117.5	16.363	105.0		1:24.126
2	25.375	92.5	46.256	117.5	15.931	106.9		1:27.562	11	23.389	99.9	44.016	120.9	14.522	109.1		1:21.927
3	25.699	89.8	45.850	116.7	16.222	104.4		1:27.771	12	23.801	91.9	44.341	<u>123.8</u>	14.642	<u>109.3</u>		1:22.784
4	24.090	95.9	47.213	112.2	15.317	105.5		1:26.620	13	24.237	103.3	45.545	121.1	15.498	107.7		1:25.280
5	23.417	101.6	43.987	122.2	15.566	103.6		1:22.970	14	23.423	99.7	45.657	121.8	14.865	108.1		1:23.945
6	23.751	93.7	44.552	122.6	14.893	107.6		1:23.196	15	24.211	95.9	45.433	122.0	14.945	107.7		1:24.589
7	<u>22.868</u>	102.9	<u>43.392</u>	121.5	15.454	104.1		1:21.714	16	23.183	<u>103.7</u>	44.096	121.5	<u>14.365</u>	109.1		<u>1:21.644</u>
8	24.412	98.8	48.101	86.5				1:35.424	17	23.731	98.0	45.132	108.1	15.175	109.0		1:24.038
9	Out	96.5	46.815	85.3	16.466	104.7		4:57.103 P	18								

8 Fripp-Robinson (Inv)									Jaguar XK140 Special								
lap	Sect-1	Speed	Sect-2	Speed	Sect-3	Speed	TopSpeed	laptime pit	lap	Sect-1	Speed	Sect-2	Speed	Sect-3	Speed	Topspeed	laptime pit
1	<u>30.774</u>	<u>68.6</u>	<u>55.930</u>	<u>96.3</u>	52.133	40.8		<u>2:18.837</u>	4	Out	42.6	1:22.090	65.9	27.044	74.1		5:34.315 P
2	40.741	48.7	1:10.238	57.4	36.095	64.7		2:27.074	5	41.228	47.3	1:21.232	66.3	27.327	68.8		2:29.787
3	36.102	57.2	1:17.938	55.5				2:22.805	6	42.405	45.2	1:27.784	51.0				2:47.645

9 Benjamin Eastick (C)									Jaguar D-type								
lap	Sect-1	Speed	Sect-2	Speed	Sect-3	Speed	TopSpeed	laptime pit	lap	Sect-1	Speed	Sect-2	Speed	Sect-3	Speed	Topspeed	laptime pit
1	26.004	89.8	49.492	112.6	17.099	99.8		1:32.595	11	<u>24.793</u>	99.4	47.757	117.9	16.251	102.0		1:28.801
2	25.352	97.4	46.918	118.3	16.101	101.3		1:28.371	12	25.153	98.8	47.136	<u>118.5</u>	16.065	100.6		1:28.354
3	25.348	93.2	49.328	106.5	16.709	101.4		1:31.385	13	25.214	97.7	47.008	116.9	16.318	101.7		1:28.540
4	25.089	98.8	47.352	115.7	16.596	101.1		1:29.037	14	24.958	99.1	47.062	116.1	16.093	101.4		1:28.113
5	25.458	98.3	47.516	114.9	16.108	<u>102.6</u>		1:29.082	15	24.815	98.7	47.043	117.9	15.812	102.3		<u>1:27.670</u>
6	25.221	97.0	48.053	115.5	16.412	102.0		1:29.686	16	25.212	96.3	48.359	115.9	15.976	100.8		1:29.547
7	24.999	96.9	47.483	114.7	17.401	100.2		1:29.883	17	24.906	97.3	47.564	117.5	<u>15.768</u>	102.0		1:28.238
8	25.673	98.7	47.481	117.7	15.921	102.0		1:29.075	18	24.942	98.0	47.076	118.1	15.820	101.9		1:27.838
9	25.023	<u>99.9</u>	<u>46.740</u>	117.3	16.926	99.9		1:28.689	19	25.239	91.6	47.000	117.1	15.849	101.4		1:28.088
10	25.644	91.0	48.585	115.5	16.165	102.3		1:30.394	20								



**Session Start: 09:44:46 - Finish: 10:14:50**  
**Weather/Track Conditions: Cloud / Dry**  
**Circuit: Donington Park National**  
**Track Length: 3.185 Km - 1.9791 miles**

# Donington Historic Festival - 30 Apr - 2 May 2016

## Jaguar Classic Challenge for pre-66 Jaguar cars

### Qualifying for Race 13 - Sector Analysis

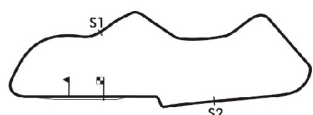
11 Farrell-Gate (E)									Jaguar E-type								
lap	Sect-1	Speed	Sect-2	Speed	Sect-3	Speed	TopSpeed	laptime pit	lap	Sect-1	Speed	Sect-2	Speed	Sect-3	Speed	Topspeed	laptime pit
1	28.190	75.1	49.501	113.4	15.633	101.6		1:33.324	10	25.123	<u>103.3</u>	47.044	112.8	16.489	98.7		1:28.656
2	25.445	90.5	48.536	<u>115.3</u>	16.114	100.8		1:30.095	11	24.875	100.4	46.713	111.7	15.593	102.0		1:27.181
3	25.404	85.9	48.075	112.0	15.959	<u>102.6</u>		1:29.438	12	25.033	101.5	46.074	112.4	15.625	100.5		1:26.732
4	25.454	96.6	47.411	112.6				1:36.794	13	24.587	101.0	46.966	110.9	15.755	100.5		1:27.308
5		82.5	49.560	106.4	16.858	100.3		3:51.852 P	14	25.036	102.4	46.121	112.8	16.093	101.4		1:27.250
6	26.345	94.3	47.501	110.2	16.121	99.3		1:29.967	15	26.714	72.7	52.072	108.6	15.801	101.1		1:34.587
7	25.541	96.5	48.114	110.7	15.818	98.7		1:29.473	16	24.863	96.9	46.770	113.0	<u>15.405</u>	99.6		1:27.038
8	25.128	99.0	46.698	110.7	15.630	101.7		1:27.456	17	24.939	102.6	47.500	108.4	15.788	99.8		1:28.227
9	24.824	97.3	46.640	111.1	17.175	97.9		1:28.639	18	25.412	81.4	49.519	110.2	15.586	99.0		1:30.517

12 Martin Stretton (E)									Jaguar E-type								
lap	Sect-1	Speed	Sect-2	Speed	Sect-3	Speed	TopSpeed	laptime pit	lap	Sect-1	Speed	Sect-2	Speed	Sect-3	Speed	Topspeed	laptime pit
1	23.562	104.3	44.593	121.3	14.712	105.9		1:22.867	10	23.788	95.8	44.420	120.0	14.906	106.9		1:23.114
2	24.059	102.3	46.365	115.7				1:29.097	11	24.207	99.7	43.875	113.9	16.190	106.4		1:24.272
3	Out	102.7	44.030	121.3	15.029	107.0		3:29.463 P	12	23.135	109.7	43.551	<u>123.1</u>	14.952	105.2		1:21.638
4	23.384	106.9	44.945	121.8	14.817	106.7		1:23.146	13	23.081	112.8	44.111	122.0	14.650	106.4		1:21.842
5	23.330	107.8	43.437	121.8	14.872	106.4		1:21.639	14	23.115	105.4	43.463	121.1	14.701	106.2		1:21.279
6	23.460	113.3	43.986	120.7	16.966	107.6		1:24.412	15	22.986	110.6	44.060	122.6	14.831	105.0		1:21.877
7	24.240	91.6	47.819	101.3	15.676	106.5		1:27.735	16	23.342	104.5	43.602	121.8	14.760	105.4		1:21.704
8	23.608	106.4	45.538	102.2				1:29.569	17	22.838	<u>114.5</u>	43.984	120.5	14.620	106.7		1:21.442
9		92.8	45.098	113.0	16.647	<u>107.7</u>		3:56.393 P	18	22.733	111.8	43.481	121.5	<u>14.461</u>	106.0		1:20.675

15 Paul Castaldini (E)									Jaguar E-type								
lap	Sect-1	Speed	Sect-2	Speed	Sect-3	Speed	TopSpeed	laptime pit	lap	Sect-1	Speed	Sect-2	Speed	Sect-3	Speed	Topspeed	laptime pit
1	27.258	88.5	48.237	117.9	15.989	100.2		1:31.484	6	24.482	95.9	46.565	120.2	16.264	104.9		1:27.311
2	26.007	90.9	48.540	116.3	16.290	105.2		1:30.837	7	24.300	<u>100.6</u>	47.646	114.3	16.084	101.1		1:28.030
3	25.248	92.1	48.686	115.1	16.408	103.1		1:30.342	8	24.898	93.0	46.586	109.7				1:35.485
4	25.382	94.1	49.350	103.0				1:38.095	9	Out	81.6	48.875	106.2	16.667	<u>106.5</u>		3:13.333 P
5	Out	92.3	46.944	<u>120.5</u>	15.808	105.2		2:40.038 P	10	25.476	90.0	50.105	88.8				1:46.664

22 Cliff Gray (E)									Jaguar E-type								
lap	Sect-1	Speed	Sect-2	Speed	Sect-3	Speed	TopSpeed	laptime pit	lap	Sect-1	Speed	Sect-2	Speed	Sect-3	Speed	Topspeed	laptime pit
1	27.422	81.3	52.794	105.9	18.451	97.0		1:38.667	11	24.513	96.6	48.306	111.7	16.079	100.8		1:28.898
2	26.394	89.7	48.277	108.3	16.844	97.7		1:31.515	12	25.366	<u>97.1</u>	46.604	116.5	15.859	101.4		1:27.829
3	26.594	77.7	47.970	107.2	17.239	98.9		1:31.803	13	24.773	96.9	46.788	117.1	16.257	99.3		1:27.818
4	25.579	92.4	47.889	110.9	16.689	98.6		1:30.157	14	24.791	96.9	46.422	113.0	16.318	99.5		1:27.531
5	25.588	90.7	47.091	107.6	16.963	99.0		1:29.642	15	24.718	93.5	46.902	113.4	16.067	100.3		1:27.687
6	25.365	88.5	46.772	113.9	16.264	99.5		1:28.401	16	25.448	94.7	46.602	117.7	16.077	101.4		1:28.127
7	25.027	91.9	46.720	112.4	16.161	99.9		1:27.908	17	24.774	95.1	46.332	117.5	<u>15.827</u>	100.3		1:26.933
8	25.080	93.3	46.304	110.2	16.244	100.2		1:27.628	18	24.962	92.6	46.955	112.8	16.092	100.5		1:28.009
9	25.052	93.7	45.927	115.5	16.717	99.9		1:27.696	19	24.757	95.6	47.132	<u>118.8</u>	15.857	<u>102.5</u>		1:27.746
10	25.859	88.5	47.283	115.3	15.878	101.7		1:29.020	20								

23 Roger Cope (B)									Jaguar Mk1								
lap	Sect-1	Speed	Sect-2	Speed	Sect-3	Speed	TopSpeed	laptime pit	lap	Sect-1	Speed	Sect-2	Speed	Sect-3	Speed	Topspeed	laptime pit
1								1:37.624	7								1:33.386
2								1:32.903	8								1:31.669
3								1:31.545	9								1:32.307
4								1:32.631	10								1:31.665
5								1:30.967	11								1:31.860
6								1:31.658	12								1:43.985



**Session Start: 09:44:46 - Finish: 10:14:50**  
**Weather/Track Conditions: Cloud / Dry**  
**Circuit: Donington Park National**  
**Track Length: 3.185 Km - 1.9791 miles**

# Donington Historic Festival - 30 Apr - 2 May 2016

## Jaguar Classic Challenge for pre-66 Jaguar cars

### Qualifying for Race 13 - Sector Analysis

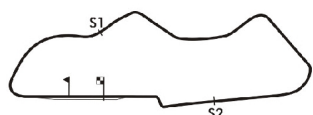
25 John Burton (D)									Jaguar E-type								
lap	Sect-1	Speed	Sect-2	Speed	Sect-3	Speed	TopSpeed	laptime pit	lap	Sect-1	Speed	Sect-2	Speed	Sect-3	Speed	Topspeed	laptime pit
1								1:33.683	8			In		In			6:31.674 P
2								1:31.793	9								1:28.480
3								1:29.725	10								1:29.073
4								1:32.152	11								1:28.895
5								1:30.100	12								1:31.168
6								1:33.249	13								1:29.041
7								1:51.197	14								1:58.849

40 Galashan-Greaves (E)									Jaguar E-type								
lap	Sect-1	Speed	Sect-2	Speed	Sect-3	Speed	TopSpeed	laptime pit	lap	Sect-1	Speed	Sect-2	Speed	Sect-3	Speed	Topspeed	laptime pit
1	27.919	69.7	49.182	110.2	16.425	95.2		1:33.526	10	27.283	92.0	49.346	112.0	16.036	98.9		1:32.665
2	25.836	84.2	49.416	111.8	16.478	95.0		1:31.730	11	26.165	90.5	48.327	111.1	16.055	98.7		1:30.547
3	26.027	87.1	48.184	109.7	17.874	98.0		1:32.085	12	25.926	88.8	47.827	111.7	15.911	99.2		1:29.664
4	25.725	84.9	49.473	101.6	18.224	93.0		1:33.422	13	25.746	92.6	48.253	111.3	15.964	100.0		1:29.963
5	26.623	88.9	53.410	106.2	16.531	94.4		1:36.564	14	25.467	94.8	48.711	110.4	15.793	99.6		1:29.971
6	25.551	92.6	47.925	106.7	18.172	95.4		1:31.648	15	25.487	97.1	46.880	111.8	15.951	99.9		1:28.318
7	26.000	92.8	49.432	104.1				1:38.354	16	26.652	85.3	50.360	102.6	17.270	90.1		1:34.282
8	Out	88.4	48.977	112.8	15.964	99.5		2:47.444 P	17	26.536	92.6	49.671	88.6				1:39.366
9	26.042	92.0	49.062	110.9	16.016	100.0		1:31.120	18								

49 Osborne-Radcliffe (B)									Jaguar Mk1								
lap	Sect-1	Speed	Sect-2	Speed	Sect-3	Speed	TopSpeed	laptime pit	lap	Sect-1	Speed	Sect-2	Speed	Sect-3	Speed	Topspeed	laptime pit
1	27.904	90.3	53.837	100.2	18.107	89.9		1:39.848	9	29.454	84.2	54.295	95.9	18.536	86.8		1:42.285
2	28.221	87.0	52.946	100.8	18.136	87.9		1:39.303	10	28.568	82.1	53.780	97.2	18.485	84.4		1:40.833
3	28.163	85.1	52.466	99.8	17.823	89.2		1:38.452	11	28.298	85.4	53.937	95.0	18.262	86.2		1:40.497
4	27.640	89.1	51.828	102.5	17.728	89.8		1:37.196	12	28.093	86.0	52.687	90.1	17.791	86.3		1:38.571
5	27.416	92.0	51.845	101.7	17.606	88.5		1:36.867	13	28.282	86.4	52.878	97.3	18.339	86.9		1:39.499
6	28.900	86.6	52.959	93.8				1:46.765	14	27.951	85.3	53.171	96.1	18.398	87.2		1:39.520
7	Out	74.7	54.604	98.2	19.065	85.2		4:33.472 P	15	27.797	85.5	51.953	98.3	18.289	86.8		1:38.039
8	28.865	81.5	53.876	98.6	18.962	84.2		1:41.703	16	27.256	86.7	52.196	98.6	17.694	87.8		1:37.146

51 Nik Spencer (E)									Jaguar E-type								
lap	Sect-1	Speed	Sect-2	Speed	Sect-3	Speed	TopSpeed	laptime pit	lap	Sect-1	Speed	Sect-2	Speed	Sect-3	Speed	Topspeed	laptime pit
1	30.244	76.6	54.035	99.0	17.712	99.2		1:41.991	11	27.072	83.5	47.519	109.0	16.223	103.1		1:30.814
2	27.868	76.6	52.808	102.8	17.338	104.2		1:38.014	12	26.246	86.0	48.252	111.7	16.116	103.4		1:30.614
3	27.717	83.1	51.201	106.9	18.247	100.8		1:37.165	13	25.673	86.4	47.576	109.1	16.269	102.3		1:29.518
4	27.170	82.6	49.922	106.9	16.827	104.6		1:33.919	14	26.102	85.9	48.741	110.7	16.432	95.5		1:31.275
5	26.511	85.6	50.800	113.7	16.602	104.4		1:33.913	15	25.716	87.2	47.892	110.0	16.107	104.6		1:29.715
6	27.141	85.4	49.697	107.7	17.654	102.2		1:34.492	16	26.099	86.3	48.322	111.1	16.113	102.6		1:30.534
7	26.466	83.5	49.206	103.3	16.535	104.2		1:32.207	17	26.095	88.5	47.878	108.1	16.138	102.6		1:30.111
8	26.178	85.3	48.403	103.9	16.517	105.0		1:31.098	18	25.793	89.0	47.696	107.4	16.295	102.6		1:29.784
9	25.894	83.9	48.744	105.4	16.537	104.2		1:31.175	19	25.819	83.1	49.849	111.1	16.252	105.0		1:31.920
10	25.787	86.5	48.138	106.2	16.278	103.1		1:30.203	20								

53 John Pearson (E)									Jaguar E-type								
lap	Sect-1	Speed	Sect-2	Speed	Sect-3	Speed	TopSpeed	laptime pit	lap	Sect-1	Speed	Sect-2	Speed	Sect-3	Speed	Topspeed	laptime pit
1	23.718	94.2	44.613	119.4	14.452	121.1		1:22.783	8	25.182	87.4	50.079	81.9	15.998	120.0		1:31.259
2	23.052	108.3	44.170	121.1	14.592	118.3		1:21.814	9	23.076	110.2	43.629	117.7				1:29.085
3	23.178	112.4	44.980	121.8	15.357	116.9		1:23.515	10		93.7	51.156	86.0	17.626	110.0		5:48.852 P
4	23.720	85.5	45.108	120.9	14.641	118.8		1:23.469	11	26.327	91.9	48.959	110.0	16.799	104.6		1:32.085
5	23.930	87.7	46.708	84.2	16.253	119.8		1:26.891	12	25.812	101.6	49.508	101.4	17.638	104.7		1:32.958
6	23.222	107.9	43.427	122.9	14.543	116.9		1:21.192	13	26.549	93.2	48.559	95.5				1:40.107
7	23.042	110.8	43.308	121.8	14.549	117.9		1:20.899	14								



Session Start: 09:44:46 - Finish: 10:14:50  
 Weather/Track Conditions: Cloud / Dry  
 Circuit: Donington Park National  
 Track Length: 3.185 Km - 1.9791 miles

# Donington Historic Festival - 30 Apr - 2 May 2016

## Jaguar Classic Challenge for pre-66 Jaguar cars

### Qualifying for Race 13 - Sector Analysis

55 Melling-Dodd (E)									Jaguar E-type								
lap	Sect-1	Speed	Sect-2	Speed	Sect-3	Speed	TopSpeed	laptime pit	lap	Sect-1	Speed	Sect-2	Speed	Sect-3	Speed	Topspeed	laptime pit
1	23.371	99.9	43.339	122.4	14.517	109.1		1:21.227	7	22.890	103.8	43.867	124.7	14.564	110.7		1:21.321
2	23.333	97.6	44.589	123.3	14.264	109.8		1:22.186	8	22.980	105.1	43.114	124.2	15.025	105.4		1:21.119
3	22.913	103.7	43.374	125.9	14.728	109.0		1:21.015	9	23.422	104.5	44.282	125.4				1:28.583
4	22.958	102.4	43.553	124.5	14.530	107.9		1:21.041	10		65.0	1:02.544	86.0	20.700	78.5		10:23.420 P
5	23.195	103.0	44.693	124.5	14.302	110.9		1:22.190	11	31.193	74.3	59.909	86.9	20.621	75.4		1:51.723
6	22.856	103.5	44.673	124.7	14.527	109.5		1:22.056	12	32.267	73.5	1:02.227	77.0				2:01.567

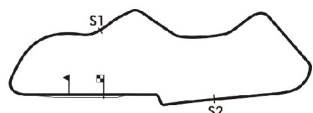
56 Peter Lanfranchi (D)									Jaguar E-type								
lap	Sect-1	Speed	Sect-2	Speed	Sect-3	Speed	TopSpeed	laptime pit	lap	Sect-1	Speed	Sect-2	Speed	Sect-3	Speed	Topspeed	laptime pit
1	29.196	74.4	54.963	107.2	18.154	91.4		1:42.313	10	26.494	83.3	50.638	111.3	18.363	92.9		1:35.495
2	27.841	81.8	49.992	112.6	17.626	93.9		1:35.459	11	26.866	84.9	50.902	107.4	17.948	87.3		1:35.716
3	27.145	89.5	50.661	109.0	18.430	85.4		1:36.236	12	27.582	80.1	49.907	106.2	18.620	85.9		1:36.109
4	27.004	89.5	50.017	111.3	17.193	93.8		1:34.214	13	26.812	84.8	52.343	106.4	17.640	91.4		1:36.795
5	26.552	86.0	50.756	112.0	17.092	92.5		1:34.400	14	27.155	85.3	51.500	109.7	17.343	92.0		1:35.998
6	27.159	85.1	51.460	109.1	18.672	94.2		1:37.291	15	26.261	81.4	50.786	110.9	17.508	92.2		1:34.555
7	27.533	83.0	50.619	111.3	16.959	92.7		1:35.111	16	26.547	81.1	51.397	106.0	17.048	91.0		1:34.992
8	26.704	84.5	50.926	110.0	17.301	93.9		1:34.931	17	26.484	83.7	51.547	98.0	18.238	90.6		1:36.269
9	26.632	79.2	50.107	110.9	17.169	91.1		1:33.908	18	26.642	80.0	50.549	106.4	17.574	92.7		1:34.765

64 James Paterson (E)									Jaguar E-type								
lap	Sect-1	Speed	Sect-2	Speed	Sect-3	Speed	TopSpeed	laptime pit	lap	Sect-1	Speed	Sect-2	Speed	Sect-3	Speed	Topspeed	laptime pit
1	27.787	80.5	53.031	98.9	17.822	89.9		1:38.640	8	27.638	81.7	54.293	99.9	17.340	91.7		1:39.271
2	27.094	85.0	51.857	101.1	17.668	90.5		1:36.619	9	27.561	82.8	50.822	97.3	18.185	94.6		1:36.568
3	28.135	82.9	54.013	99.6	19.375	87.3		1:41.523	10	26.649	89.1	51.228	99.5	17.322	91.7		1:35.199
4	28.189	84.3	54.359	100.8	17.949	91.4		1:40.497	11	26.959	85.0	51.114	106.9	18.190	89.8		1:36.263
5	27.295	83.6	52.794	93.9	17.936	90.1		1:38.025	12	26.378	90.2	51.481	91.5	17.501	95.0		1:35.360
6	26.867	89.0	53.954	94.0	19.270	87.2		1:40.091	13	26.790	95.4	49.461	100.0				1:43.037
7	27.499	82.2	51.746	99.0	17.629	90.3		1:36.874	14								

66 Ben Shuckburgh (D)									Jaguar E-type								
lap	Sect-1	Speed	Sect-2	Speed	Sect-3	Speed	TopSpeed	laptime pit	lap	Sect-1	Speed	Sect-2	Speed	Sect-3	Speed	Topspeed	laptime pit
1	26.213	98.6	48.075	97.9	17.098	100.6		1:31.386	5	25.325	96.6	49.004	110.2	16.340	100.6		1:30.669
2	26.174	98.3	47.718	113.5	16.447	98.7		1:30.339	6	25.928	98.0	46.898	114.3	16.287	101.6		1:29.113
3	26.024	96.0	47.291	114.3	16.199	101.3		1:29.514	7	25.187	100.6	46.757	114.7	15.805	101.3		1:27.749
4	25.728	97.1	47.044	114.1	16.089	98.9		1:28.861	8	26.846	87.9	55.389	94.6				1:44.302

67 Wilhelm-Grandidier (E)									Jaguar E-type								
lap	Sect-1	Speed	Sect-2	Speed	Sect-3	Speed	TopSpeed	laptime pit	lap	Sect-1	Speed	Sect-2	Speed	Sect-3	Speed	Topspeed	laptime pit
1	27.784	86.4	52.060	105.0	18.316	90.4		1:38.160	9	26.148	87.9	52.826	86.8				1:42.351
2	27.695	86.2	50.824	102.5	17.873	93.3		1:36.392	10		76.8	54.860	101.7	17.693	93.1		4:05.320 P
3	26.881	85.3	51.665	102.0	18.144	91.9		1:36.690	11	27.308	81.8	52.085	103.9	17.086	95.1		1:36.479
4	26.797	91.8	50.443	107.0	17.092	94.6		1:34.332	12	26.316	86.5	50.099	99.9	17.603	94.7		1:34.018
5	26.389	89.4	51.101	107.9	17.085	82.7		1:34.575	13	26.287	88.5	49.616	108.4	16.608	96.6		1:32.511
6	26.614	90.8	49.850	105.4	17.435	94.6		1:33.899	14	28.105	73.2	51.208	105.9	16.929	94.6		1:36.242
7	26.534	90.4	49.495	107.6	16.564	94.4		1:32.593	15	26.265	90.8	49.103	105.9	16.768	94.2		1:32.136
8	25.741	90.7	49.118	107.2	16.765	93.3		1:31.624	16	26.411	81.2	48.985	106.9	17.082	96.3		1:32.478

68 Marc Gordon (A)									Jaguar XK150								
lap	Sect-1	Speed	Sect-2	Speed	Sect-3	Speed	TopSpeed	laptime pit	lap	Sect-1	Speed	Sect-2	Speed	Sect-3	Speed	Topspeed	laptime pit
1	28.885	83.6	55.239	95.1	18.434	88.2		1:42.558	10	27.000	94.7	49.965	103.9	17.126	91.4		1:34.091
2	27.196	92.1	51.007	102.2	16.910	91.2		1:35.113	11	28.592	80.5	51.274	103.6	17.239	91.1		1:37.105
3	27.281	86.5	51.907	103.0	17.509	90.1		1:36.697	12	26.959	90.8	50.039	103.6	16.781	91.2		1:33.779
4	27.687	88.3	51.058	102.2	17.236	90.6		1:35.981	13	27.476	88.0	50.705	103.9	17.123	89.1		1:35.304
5	27.426	80.8	52.460	103.0	16.834	90.5		1:36.720	14	27.032	88.8	50.374	103.7	16.995	91.4		1:34.401
6	26.796	90.9	50.934	103.4	16.952	91.6		1:34.682	15	28.332	84.3	52.928	99.6	17.985	86.1		1:39.245
7	27.003	88.2	51.097	101.7	17.723	90.6		1:35.823	16	27.967	90.2	51.126	100.2	17.614	86.7		1:36.707
8	27.244	91.8	51.097	103.1	17.230	90.9		1:35.571	17	28.331	86.1	52.964	100.6	17.535	86.5		1:38.830
9	27.452	87.1	50.359	103.6	17.210	91.0		1:35.021	18	28.809	82.6	52.839	99.6	18.221	75.4		1:39.869



**Session Start: 09:44:46 - Finish: 10:14:50**  
**Weather/Track Conditions: Cloud / Dry**  
**Circuit: Donington Park National**  
**Track Length: 3.185 Km - 1.9791 miles**



# Donington Historic Festival - 30 Apr - 2 May 2016

## Jaguar Classic Challenge for pre-66 Jaguar cars

### Qualifying for Race 13 - Sector Analysis

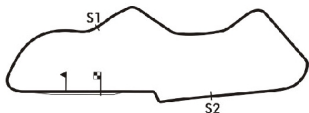
72 Jamie Boot (E)									Jaguar E-type								
lap	Sect-1	Speed	Sect-2	Speed	Sect-3	Speed	TopSpeed	laptime pit	lap	Sect-1	Speed	Sect-2	Speed	Sect-3	Speed	Topspeed	laptime pit
1	26.872	90.9	48.733	107.4	16.271	101.6		1:31.876	11	23.950	98.3	44.762	120.7	15.193	105.7		1:23.905
2	25.920	92.8	47.365	117.1	15.643	103.4		1:28.928	12	24.083	96.6	45.013	117.1	15.727	104.9		1:24.823
3	24.328	99.9	45.118	118.3	15.335	104.1		1:24.781	13	23.850	99.7	45.114	119.8	15.216	104.9		1:24.180
4	24.576	96.5	45.566	119.6	15.554	104.4		1:25.696	14	24.036	96.3	44.995	116.7	15.760	106.2		1:24.791
5	24.360	96.6	46.526	112.6	15.876	107.4		1:26.762	15	24.497	99.4	44.939	120.2	15.347	107.4		1:24.783
6	24.393	98.3	45.159	120.0	15.157	105.5		1:24.709	16	24.404	99.7	46.590	119.0	15.623	104.2		1:26.617
7	24.169	99.0	45.086	112.8				1:33.106	17	24.312	97.1	44.871	121.1	15.232	106.0		1:24.415
8	Out	89.8	49.258	117.7	15.581	102.6		2:36.404 P	18	24.964	99.7	45.533	118.8	15.977	93.3		1:26.474
9	25.026	95.9	48.009	119.4	15.491	103.1		1:28.526	19	28.250	78.3	50.860	95.6				1:44.014
10	24.580	97.3	45.265	118.8	16.759	103.4		1:26.604	20								

82 Bob Binfield (D)									Jaguar E-type								
lap	Sect-1	Speed	Sect-2	Speed	Sect-3	Speed	TopSpeed	laptime pit	lap	Sect-1	Speed	Sect-2	Speed	Sect-3	Speed	Topspeed	laptime pit
1	27.365	85.8	50.347	104.4	17.651	93.1		1:35.363	11	27.438	86.0	48.610	106.0	16.529	98.2		1:32.577
2	26.847	91.4	49.796	106.9	17.579	93.5		1:34.222	12	25.090	103.3	47.585	109.0	16.241	96.7		1:28.916
3	26.830	84.1	49.184	105.5	16.736	93.9		1:32.750	13	25.419	101.0	47.193	110.2	15.844	97.7		1:28.456
4	26.403	92.9	48.753	107.4	16.596	95.9		1:31.752	14	25.478	90.4	48.361	109.8	16.105	96.9		1:29.944
5	27.386	82.7	50.267	105.2	16.866	96.7		1:34.519	15	25.203	102.1	47.285	110.9	16.233	95.6		1:28.721
6	26.436	89.7	48.887	108.1	16.261	95.6		1:31.584	16	25.137	101.8	46.709	110.9	15.755	97.7		1:27.601
7	25.725	95.4	47.713	109.5	15.996	97.6		1:29.434	17	24.801	103.3	46.952	110.0	16.300	95.1		1:28.053
8	25.692	94.4	47.173	110.0	15.930	95.8		1:28.795	18	25.311	100.6	49.169	106.7	16.455	97.7		1:30.935
9	25.273	95.2	47.794	108.6	16.044	98.7		1:29.111	19	25.288	101.2	46.898	111.3	16.534	92.6		1:28.720
10	25.428	100.7	46.992	106.5	16.362	98.0		1:28.782	20								

84 Read Gomm (E)									Jaguar E-type								
lap	Sect-1	Speed	Sect-2	Speed	Sect-3	Speed	TopSpeed	laptime pit	lap	Sect-1	Speed	Sect-2	Speed	Sect-3	Speed	Topspeed	laptime pit
1	25.297	96.5	47.252	114.9	15.838	101.4		1:28.387	10	24.859	98.3	46.781	113.0	15.493	102.3		1:27.133
2	24.861	95.6	46.575	116.9	15.369	102.5		1:26.805	11	24.708	95.4	46.541	115.5	15.638	100.9		1:26.887
3	24.743	98.6	46.036	116.1	15.751	101.3		1:26.530	12	26.071	80.8	49.587	113.4	16.069	101.6		1:31.727
4	24.474	97.8	46.190	116.1	15.328	103.6		1:25.992	13	24.786	100.4	47.409	111.5	17.941	100.3		1:30.136
5	25.870	56.9	49.487	115.1				1:35.063	14	24.659	96.5	45.948	116.1	15.647	102.3		1:26.254
6	Out	85.1	48.876	101.1	16.722	98.9		5:06.311 P	15	25.043	96.9	46.068	115.3	15.472	102.3		1:26.583
7	25.315	94.7	46.741	114.3	15.629	100.8		1:27.685	16	24.587	99.3	45.972	116.3	15.372	102.6		1:25.931
8	25.057	94.7	48.657	111.8	15.722	101.1		1:29.436	17	24.456	98.4	46.274	115.7	15.252	103.6		1:25.982
9	25.193	97.3	46.898	116.1	15.457	102.8		1:27.548	18								

91 Julian Thomas (E)									Jaguar E-type								
lap	Sect-1	Speed	Sect-2	Speed	Sect-3	Speed	TopSpeed	laptime pit	lap	Sect-1	Speed	Sect-2	Speed	Sect-3	Speed	Topspeed	laptime pit
1	23.984	102.7	46.245	118.3	15.162	109.1		1:25.391	11	24.273	95.9	45.134	106.0				1:29.828
2	23.399	105.3	43.816	126.8	15.366	110.0		1:22.581	12		106.6	45.676	119.4	14.802	111.7		2:44.979 P
3	22.877	105.3	44.352	125.6	14.786	109.7		1:22.015	13	22.835	102.7	43.199	127.5	14.533	109.7		1:20.567
4	23.644	92.4	47.120	124.0	15.290	110.9		1:26.054	14	22.626	106.9	43.233	127.0	14.604	109.8		1:20.463
5	24.068	100.2	45.297	125.9	14.669	110.4		1:24.034	15	22.860	109.0	48.421	76.8	16.379	110.9		1:27.660
6	23.798	95.2	45.123	123.8	14.931	112.0		1:23.852	16	22.611	106.6	42.776	126.3	14.635	110.9		1:20.022
7	23.012	104.6	43.108	127.5	14.730	111.1		1:20.850	17	22.636	108.1	47.002	82.9	16.512	111.1		1:26.150
8	22.794	105.6	43.209	126.3	14.460	112.4		1:20.463	18	22.616	109.2	42.996	125.4	14.682	110.2		1:20.294
9	23.306	102.4	46.732	124.9	14.473	109.7		1:24.511	19	23.352	87.4	49.113	82.2	16.005	110.6		1:28.470
10	23.376	100.6	45.761	124.5	14.971	111.8		1:24.108	20	22.612	105.4	46.778	94.3	16.774	99.3		1:26.164

95 Fred Wakeman (E)									Jaguar E-type								
lap	Sect-1	Speed	Sect-2	Speed	Sect-3	Speed	TopSpeed	laptime pit	lap	Sect-1	Speed	Sect-2	Speed	Sect-3	Speed	Topspeed	laptime pit
1	24.752	92.3	46.096	114.3	16.029	103.6		1:26.877	11	24.655	96.0	46.485	113.2				1:32.900
2	25.089	91.6	46.530	116.7	15.976	104.2		1:27.595	12		94.2	47.779	103.6	16.324	104.6		2:34.588 P
3	25.448	95.1	46.293	117.5	16.141	104.7		1:27.882	13	24.834	91.8	44.780	119.4	15.734	107.7		1:25.348
4	24.953	90.4	45.900	117.7	15.896	106.7		1:26.749	14	23.765	102.7	45.213	105.9	16.947	103.4		1:25.925
5	24.875	90.9	47.161	116.3	17.056	100.2		1:29.092	15	24.403	96.9	46.454	117.5	15.879	105.9		1:26.736
6	25.769	90.3	48.739	119.8	15.753	105.9		1:30.261	16	24.454	94.1	45.484	114.7	16.548	105.4		1:26.486
7	25.105	91.4	46.368	119.6	15.871	103.4		1:27.344	17	24.159	95.9	44.828	117.9	15.619	107.0		1:24.606
8	24.912	93.2	46.563	119.4	15.909	106.2		1:27.384	18	24.861	88.1	46.705	114.5	15.650	104.7		1:27.216
9	24.716	95.6	45.884	119.8	15.762	105.4		1:26.362	19	24.750	92.3	45.780	111.1	16.229	85.7		1:26.759
10	24.480	96.2	45.587	121.5	15.401	103.3		1:25.468	20								



**Session Start: 09:44:46 - Finish: 10:14:50**  
**Weather/Track Conditions: Cloud / Dry**  
**Circuit: Donington Park National**  
**Track Length: 3.185 Km - 1.9791 miles**

# Donington Historic Festival - 30 Apr - 2 May 2016

## Jaguar Classic Challenge for pre-66 Jaguar cars

### Qualifying for Race 13 - Sector Analysis

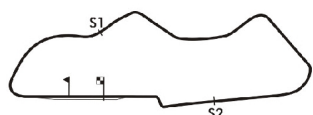
122 Tom Harris (E)									Jaguar E-type								
lap	Sect-1	Speed	Sect-2	Speed	Sect-3	Speed	TopSpeed	laptime pit	lap	Sect-1	Speed	Sect-2	Speed	Sect-3	Speed	Topspeed	laptime pit
1	30.807	66.2	54.773	90.9	17.627	92.1		1:43.207	10	26.369	89.4	1:06.521	100.8	16.992	89.8		1:49.882
2	29.068	62.0	52.838	102.2	17.246	85.2		1:39.152	11	27.023	88.0	49.949	98.3	17.887	88.7		1:34.859
3	27.742	86.3	49.374	108.3	16.641	91.6		1:33.757	12	27.369	80.0	51.135	99.6	16.929	87.9		1:35.433
4	27.032	86.4	50.982	100.5	16.876	93.3		1:34.890	13	27.138	87.9	50.457	100.6	16.904	90.6		1:34.499
5	26.882	84.6	49.089	109.8	16.582	91.9		1:32.553	14	26.788	87.9	50.457	104.6	16.900	90.0		1:34.145
6	26.827	85.9	49.599	108.1	17.332	91.5		1:33.758	15	26.127	91.6	49.193	104.7	17.080	91.9		1:32.400
7	26.387	88.8	48.700	107.6	16.939	91.5		1:32.026	16	27.038	81.1	50.922	98.4	16.840	91.6		1:34.800
8	26.578	89.5	49.321	104.2	16.617	92.2		1:32.516	17	26.621	87.1	48.938	110.0	16.340	96.2		1:31.899
9	26.131	89.7	49.300	109.1	16.529	92.2		1:31.960	18	27.821	85.2	50.158	101.4	17.066	89.1		1:35.045

136 Russell-Jardine (E)									Jaguar E-type								
lap	Sect-1	Speed	Sect-2	Speed	Sect-3	Speed	TopSpeed	laptime pit	lap	Sect-1	Speed	Sect-2	Speed	Sect-3	Speed	Topspeed	laptime pit
1	27.675	86.7	51.552	106.0	16.991	97.3		1:36.218	10	25.094	97.0	46.092	117.5	15.800	103.1		1:26.986
2	26.260	87.6	47.757	116.5	15.562	103.9		1:29.579	11	25.280	91.3	46.551	117.3	16.023	101.7		1:27.854
3	25.819	84.8	47.154	116.5	15.961	104.2		1:28.934	12	24.626	94.1	47.006	116.5	15.428	103.3		1:27.060
4	25.183	89.7	47.415	116.3	15.838	104.7		1:28.436	13	24.547	97.0	46.117	117.1	15.550	103.7		1:26.214
5	25.193	90.5	47.318	104.7				1:36.500	14	25.379	97.8	45.906	112.2	15.407	103.7		1:26.692
6		76.5	50.338	106.0	17.144	98.9		3:29.580 P	15	24.525	96.5	47.288	117.7	15.371	102.0		1:27.184
7	25.617	93.0	47.565	117.5	15.992	101.3		1:29.174	16	24.226	97.4	46.159	117.7	15.404	100.9		1:25.789
8	25.466	95.8	46.687	117.1	15.690	103.4		1:27.843	17	24.540	93.8	46.717	117.5	15.427	102.5		1:26.684
9	24.805	93.0	46.939	115.7	15.577	100.6		1:27.321	18	24.933	92.3	46.409	117.7	15.466	101.1		1:26.808

150 Keith-Lucas Ch-Keith-Lucas Cl (A)									Jaguar XK150								
lap	Sect-1	Speed	Sect-2	Speed	Sect-3	Speed	TopSpeed	laptime pit	lap	Sect-1	Speed	Sect-2	Speed	Sect-3	Speed	Topspeed	laptime pit
1	29.014	77.8	55.229	99.8	18.107	89.1		1:42.350	9	28.413	82.0	54.036	103.7	18.107	89.8		1:40.556
2	28.116	85.5	51.729	102.2	17.533	90.0		1:37.378	10	28.512	83.4	52.511	103.4	18.024	89.7		1:39.047
3	27.534	87.7	51.017	102.0	18.707	88.0		1:37.258	11	27.970	85.8	51.947	99.6	17.910	88.7		1:37.827
4	27.556	87.4	51.125	104.1	17.514	90.6		1:36.195	12	28.085	86.0	52.645	99.8	18.162	88.6		1:38.892
5	26.933	88.0	50.799	103.0	17.652	91.0		1:35.384	13	28.450	84.2	52.395	101.9	17.906	89.7		1:38.751
6	27.247	87.5	51.585	102.2				1:42.211	14	29.196	75.5	54.245	102.3	18.172	89.7		1:41.613
7	Out	67.2	58.601	94.6	19.158	87.7		3:21.550 P	15	28.663	81.4	54.200	101.4	18.371	89.7		1:41.234
8	30.710	69.3	54.568	100.0	18.265	88.9		1:43.543	16	28.883	77.2	53.063	101.6	17.984	89.2		1:39.930

155 Alistair Dyson (E)									Jaguar E-type								
lap	Sect-1	Speed	Sect-2	Speed	Sect-3	Speed	TopSpeed	laptime pit	lap	Sect-1	Speed	Sect-2	Speed	Sect-3	Speed	Topspeed	laptime pit
1	25.722	91.9	46.686	120.0	15.778	106.4		1:28.186	11	24.040	96.7	45.491	121.3	15.222	111.3		1:24.753
2	24.525	92.6	45.804	118.3	15.858	109.3		1:26.187	12	23.937	96.5	44.682	124.9	15.438	110.2		1:24.057
3	24.803	79.3	46.652	122.4	15.232	110.0		1:26.687	13	24.008	90.5	45.831	119.6	15.769	108.6		1:25.608
4	24.369	93.5	45.479	120.0	15.605	108.8		1:25.453	14	23.619	95.9	44.847	122.0	15.145	110.2		1:23.611
5	24.042	95.4	46.472	153.7	15.593	109.1		1:26.107	15	23.869	100.2	45.227	123.3	15.385	108.1		1:24.481
6	24.653	92.9	47.790	124.7	16.127	107.0		1:28.570	16	23.694	97.3	45.900	109.1	15.415	107.9		1:25.009
7	24.580	92.3	46.489	123.3	15.424	109.7		1:26.493	17	23.776	97.1	45.525	123.1	15.197	107.6		1:24.498
8	24.238	88.0	46.528	119.6	16.329	108.6		1:27.095	18	23.909	97.3	45.341	122.6	15.461	105.4		1:24.711
9	23.974	97.1	46.941	121.5	15.275	108.6		1:26.190	19	24.130	103.0	46.100	122.0	15.033	109.1		1:25.263
10	24.094	95.0	46.189	123.5	15.072	109.7		1:25.355	20	23.946	94.7	45.763	125.9	15.356	106.5		1:25.065

37 Gary Pearson (C)									Jaguar D-type								
lap	Sect-1	Speed	Sect-2	Speed	Sect-3	Speed	TopSpeed	laptime pit	lap	Sect-1	Speed	Sect-2	Speed	Sect-3	Speed	Topspeed	laptime pit
1	24.138	97.1	45.249	122.0	15.237	108.3		1:24.624	7	24.142	101.3	44.661	122.0	15.951	106.5		1:24.754
2	23.906	102.0	45.091	119.0	15.492	107.9		1:24.489	8	26.052	90.4	48.861	108.4				1:37.554
3	24.866	81.7	44.920	122.0	14.922	108.8		1:24.708	9		88.3	47.146	117.7	16.639	101.4		4:28.386 P
4	24.023	99.0	44.695	118.8	15.737	108.4		1:24.455	10	25.170	91.4	46.395	117.9	15.762	106.4		1:27.327
5	24.513	93.4	46.773	122.6	16.165	106.2		1:27.451	11	24.493	90.4	49.864	91.6				1:37.515
6	24.843	88.2	46.818	122.4	15.250	108.8		1:26.911	12								



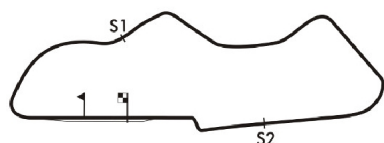
**Session Start: 09:44:46 - Finish: 10:14:50**  
**Weather/Track Conditions: Cloud / Dry**  
**Circuit: Donington Park National**  
**Track Length: 3.185 Km - 1.9791 miles**

# Donington Historic Festival - 30 Apr - 2 May 2016

## Jaguar Classic Challenge for pre-66 Jaguar cars

### Qualifying for Race 13 - Best Sector Times

POS	NO	DRIVER/S	Sector 1			Sector 2			Sector 3			IDEAL LAP	BEST LAP	On
			TIME	LAP	POS	TIME	LAP	POS	TIME	LAP	POS			
1	91	Julian Thomas	22.611	16	1	42.776	16	1	14.460	8	4	1:19.847	<b>1:20.022</b>	<b>16</b>
2	2	Joaquin Folch Rusinol	22.832	18	3	42.879	18	2	14.527	15	6	1:20.238	<b>1:20.397</b>	<b>18</b>
3	12	Martin Stretton	22.733	18	2	43.437	5	6	14.461	18	5	1:20.631	<b>1:20.675</b>	<b>18</b>
4	53	John Pearson	23.042	7	6	43.308	7	4	14.452	1	3	1:20.802	<b>1:20.899</b>	<b>7</b>
5	55	Melling-Dodd	22.856	6	4	43.114	8	3	14.264	2	1	1:20.234	<b>1:21.015</b>	<b>3</b>
6	7	Marcus Graf von Oeynhausen	22.868	7	5	43.392	7	5	14.365	16	2	1:20.625	<b>1:21.644</b>	<b>16</b>
7	155	Alistair Dyson	23.619	14	7	44.682	12	8	15.033	19	8	1:23.334	<b>1:23.611</b>	<b>14</b>
8	72	Jamie Boot	23.850	13	9	44.762	11	9	15.157	6	9	1:23.769	<b>1:23.905</b>	<b>11</b>
9	37	Gary Pearson	23.906	2	10	44.661	7	7	14.922	3	7	1:23.489	<b>1:24.455</b>	<b>4</b>
10	95	Fred Wakeman	23.765	14	8	44.780	13	10	15.401	10	12	1:23.946	<b>1:24.606</b>	<b>17</b>
11	136	Russell-Jardine	24.226	16	11	45.906	14	12	15.371	15	11	1:25.503	<b>1:25.789</b>	<b>16</b>
12	84	Read Gomm	24.456	17	13	45.948	14	14	15.252	17	10	1:25.656	<b>1:25.931</b>	<b>16</b>
13	4	Timothy Mogridge	24.604	14	16	45.820	14	11	15.692	14	14	1:26.116	<b>1:26.116</b>	<b>14</b>
14	11	Farrell-Gate	24.587	13	15	46.074	12	15	15.405	16	13	1:26.066	<b>1:26.732</b>	<b>12</b>
15	22	Cliff Gray	24.513	11	14	45.927	9	13	15.827	17	20	1:26.267	<b>1:26.933</b>	<b>17</b>
16	15	Paul Castaldini	24.300	7	12	46.565	6	16	15.808	5	19	1:26.673	<b>1:27.311</b>	<b>6</b>
17	82	Bob Binfield	24.801	17	18	46.709	16	17	15.755	16	15	1:27.265	<b>1:27.601</b>	<b>16</b>
18	9	Benjamin Eastick	24.793	11	17	46.740	9	18	15.768	17	16	1:27.301	<b>1:27.670</b>	<b>15</b>
19	66	Ben Shuckburgh	25.187	7	19	46.757	7	19	15.805	7	18	1:27.749	<b>1:27.749</b>	<b>7</b>
20	40	Galashan-Greaves	25.467	14	20	46.880	15	20	15.793	14	17	1:28.140	<b>1:28.318</b>	<b>15</b>
21	25	John Burton											<b>1:28.480</b>	<b>9</b>
22	51	Nik Spencer	25.673	13	21	47.519	11	21	16.107	15	21	1:29.299	<b>1:29.518</b>	<b>13</b>
23	23	Roger Cope											<b>1:30.967</b>	<b>5</b>
24	67	Wilhelm-Grandidier	25.741	8	22	48.985	16	23	16.564	7	23	1:31.290	<b>1:31.624</b>	<b>8</b>
25	122	Tom Harris	26.127	15	23	48.700	7	22	16.340	17	22	1:31.167	<b>1:31.899</b>	<b>17</b>
26	68	Marc Gordon	26.796	6	26	49.965	10	26	16.781	12	24	1:33.542	<b>1:33.779</b>	<b>12</b>
27	56	Peter Lanfranchi	26.261	15	24	49.907	12	25	16.959	7	25	1:33.127	<b>1:33.908</b>	<b>9</b>
28	64	James Paterson	26.378	12	25	49.461	13	24	17.322	10	26	1:33.161	<b>1:35.199</b>	<b>10</b>
29	150	Keith-Lucas Ch-Keith-Lucas Cl	26.933	5	27	50.799	5	27	17.514	4	27	1:35.246	<b>1:35.384</b>	<b>5</b>
30	49	Osborne-Radcliffe	27.256	16	28	51.828	4	28	17.606	5	28	1:36.690	<b>1:36.867</b>	<b>5</b>
31	8	Fripp-Robinson	30.774	1	29	55.930	1	29	20.559	0	29	1:47.263	<b>2:18.837</b>	<b>1</b>



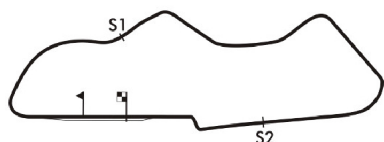
**Session Start: 09:44:46 - Finish: 10:14:50**  
**Weather/Track Conditions: Cloud / Dry**  
**Circuit: Donington Park National**  
**Track Length: 3.185 Km - 1.9791 miles**

# Donington Historic Festival - 30 Apr - 2 May 2016

## Jaguar Classic Challenge for pre-66 Jaguar cars

### Qualifying for Race 13 - Best Sector Speeds

	NO	SECTOR 1	MPH	NO	SECTOR 2	MPH	NO	SECTOR 3	MPH
1	2	Rusinol-Hadfield	115.3	91	Thomas-Lockie	127.5	53	John Pearson	121.1
2	12	Martin Stretton	114.5	2	Rusinol-Hadfield	126.1	91	Thomas-Lockie	112.4
3	53	John Pearson	112.4	55	Melling-Dodd	125.9	155	Alistair Dyson	111.3
4	91	Thomas-Lockie	109.2	155	Alistair Dyson	125.9	55	Melling-Dodd	110.9
5	55	Melling-Dodd	105.1	7	Marcus Graf von	123.8	7	Marcus Graf von	109.3
6	7	Marcus Graf von	103.7	12	Martin Stretton	123.1	37	Gary Pearson	108.8
7	11	Farrell-Gate	103.3	53	John Pearson	122.9	12	Martin Stretton	107.7
8	82	Bob Binfield	103.3	37	Gary Pearson	122.6	95	Fred Wakeman	107.7
9	155	Alistair Dyson	103.0	95	Fred Wakeman	121.5	72	Jamie Boot	107.4
10	95	Fred Wakeman	102.7	72	Jamie Boot	121.1	2	Rusinol-Hadfield	107.2
11	37	Gary Pearson	102.0	15	Paul Castaldini	120.5	15	Paul Castaldini	106.5
12	15	Paul Castaldini	100.6	22	Cliff Gray	118.8	51	Nik Spencer	105.0
13	66	Ben Shuckburgh	100.6	9	Benjamin Eastick	118.5	136	Russell-Jardine	104.7
14	84	Read Gomm	100.4	136	Russell-Jardine	117.7	84	Read Gomm	103.6
15	9	Benjamin Eastick	99.9	84	Read Gomm	116.9	4	Timothy Mogridge	102.6
16	72	Jamie Boot	99.9	4	Timothy Mogridge	116.1	9	Benjamin Eastick	102.6
17	4	Timothy Mogridge	98.8	11	Farrell-Gate	115.3	11	Farrell-Gate	102.6
18	136	Russell-Jardine	97.8	66	Ben Shuckburgh	114.7	22	Cliff Gray	102.5
19	22	Cliff Gray	97.1	51	Nik Spencer	113.7	66	Ben Shuckburgh	101.6
20	40	Galashan-Greaves	97.1	40	Galashan-Greaves	112.8	40	Galashan-Greaves	100.0
21	64	James Paterson	95.4	56	Peter Lanfranchi	112.6	82	Bob Binfield	98.7
22	68	Marc Gordon	94.7	82	Bob Binfield	111.3	67	Wilhelm-Grandidier	96.6
23	49	Osborne-Radcliffe	92.0	122	Tom Harris	110.0	122	Tom Harris	96.2
24	67	Wilhelm-Grandidier	91.8	67	Wilhelm-Grandidier	108.4	64	James Paterson	95.0
25	122	Tom Harris	91.6	64	James Paterson	106.9	56	Peter Lanfranchi	94.2
26	56	Peter Lanfranchi	89.5	150	Keith-Lucas Ch-Keith-Lucas	104.1	68	Marc Gordon	91.6
27	51	Nik Spencer	89.0	68	Marc Gordon	103.9	150	Keith-Lucas Ch-Keith-Lucas	91.0
28	150	Keith-Lucas Ch-Keith-Lucas	88.0	49	Osborne-Radcliffe	102.5	49	Osborne-Radcliffe	89.9
29	8	Fripp-Robinson	68.6	8	Fripp-Robinson	96.3	8	Fripp-Robinson	81.5
30	23	Roger Cope	0.0	23	Roger Cope	0.0	23	Roger Cope	0.0
31	25	John Burton	0.0	25	John Burton	0.0	25	John Burton	0.0
32	83	Timothy Mogridge	0.0	83	Timothy Mogridge	0.0	83	Timothy Mogridge	0.0
33	85	Katarina Kyvalova	0.0	85	Katarina Kyvalova	0.0	85	Katarina Kyvalova	0.0



**Session Start: 09:44:46 - Finish: 10:14:50**  
**Weather/Track Conditions: Cloud / Dry**  
**Circuit: Donington Park National**  
**Track Length: 3.185 Km - 1.9791 miles**

# Donington Historic Festival - 30 Apr - 2 May 2016

## Jaguar Classic Challenge for pre-66 Jaguar cars

### Race 13 - Starting Grid

Sheet No:

Start Time : 14:00 - Heat Duration : 40 Minutes

16	31	<b>8</b>	Fripp-Robinson		30	<b>49</b>	Osborne-Radcliffe
15	29	<b>150</b>	Keith-Lucas Ch-Keith-Lucas Cl		28	<b>64</b>	James Paterson
14	27	<b>56</b>	Peter Lanfranchi		26	<b>68</b>	Marc Gordon
13	25	<b>122</b>	Tom Harris		24	<b>67</b>	Wilhelm-Grandidier
12	23	<b>23</b>	Roger Cope		22	<b>51</b>	Nik Spencer
11	21	<b>25</b>	John Burton		20	<b>40</b>	Galashan-Greaves
10	19	<b>66</b>	Ben Shuckburgh		18	<b>9</b>	Benjamin Eastick
9	17	<b>82</b>	Bob Binfield		16	<b>15</b>	Paul Castaldini
8	15	<b>22</b>	Cliff Gray		14	<b>11</b>	Farrell-Gate
7	13	<b>4</b>	Timothy Mgridge		12	<b>84</b>	Read Gomm
6	11	<b>136</b>	Russell-Jardine		10	<b>95</b>	Fred Wakeman
5	9	<b>37</b>	Gary Pearson		8	<b>72</b>	Jamie Boot
4	7	<b>155</b>	Alistair Dyson		6	<b>7</b>	Marcus Graf von Oeynhausen
3	5	<b>55</b>	Melling-Dodd		4	<b>53</b>	John Pearson
2	3	<b>12</b>	Martin Stretton		2	<b>2</b>	Joaquin Folch Rusinol
1	1	<b>91</b>	Julian Thomas				

Pole Right

ROW

These results are provisional until the conclusion of any judicial and technical matters.

*Circuit: Donington Park National  
Track Length: 3.185 Km - 1.9791 miles*

Clerk of the Course:

Timekeeper:

Posted at:

Julian Floyd

Nick Palmer



## Donington Historic Festival - 30 Apr - 2 May 2016

### Stirling Moss Trophy for pre-61 sportscars Qualifying for Race 14 - Classification

Sheet No:

POS	NO	DRIVER/S	CLASS	CLASS POS	CAR MAKE / MODEL	TIME	ON	LAPS	GAP	DIFF	MPH
1	46	Verdon-Roe-Fiskin	SM6	1	Ferrari 246S	1:19.114	12	14			90.06
2	1	Bryant-Bryant	SM5	1	Lotus 15	1:19.963	11	12	0.849	0.849	89.10
3	41	Chris Ward	SM6	2	Lister-Jaguar Costin	1:20.689	9	11	1.575	0.726	88.30
4	8	Wood-Nuthall	SM6	3	Lister-Jaguar Knobbly	1:20.886	12	16	1.772	0.197	88.08
5	16	Richard Kent	SM6	4	Lister Costin Jaguar	1:21.275	11	13	2.161	0.389	87.66
6	70	Kremer-Kremer	SM5	2	Lotus 15	1:22.062	4	13	2.948	0.787	86.82
7	14	Roberto Giordanelli	SM6	5	Lister Chevrolet Knobbly	1:22.218	12	17	3.104	0.156	86.66
8	251	Lewis-McIntyre	SM6	6	Lister-Chevrolet Knobbly	1:22.375	15	16	3.261	0.157	86.49
9	12	Steve Brooks	SM6	7	Lister Jaguar 'Flat Iron'	1:22.812	15	16	3.698	0.437	86.03
10	4	Champion-Stretton	SM4	1	Lotus XI Le Mans	1:23.761	12	13	4.647	0.949	85.06
11	42	Paul Woolley	SM5	3	Cooper Monaco	1:23.784	13	14	4.670	0.023	85.04
12	22	Karsten Le Blanc	SM5	4	Cooper Monaco	1:24.005	13	14	4.891	0.221	84.81
13	61	Guillermo Fierro Eleta	SM6	8	Maserati T61 Birdcage	1:24.075	13	15	4.961	0.070	84.74
14	7	Wolfgang Friedrichs	SM6	9	Aston Martin DBR1	1:24.183	15	15	5.069	0.108	84.63
15	24	Hood-Smith	SM6	10	Jaguar D-type	1:24.475	15	15	5.361	0.292	84.34
16	9	Mestdagh-Thibaut	SM5	5	Lotus 15	1:25.016	10	14	5.902	0.541	83.80
17	10	Gillett-Smith	SM5	6	Willment Climax	1:26.089	4	13	6.975	1.073	82.76
18	60	Guy Peeters	SM5	7	Lotus 15	1:26.222	13	14	7.108	0.133	82.63
19	35	Gregory De Prins	SM3	1	Rejo MkIV	1:27.611	11	16	8.497	1.389	81.32
20	77	Tarek Mahmoud	SM5	8	Cooper Monaco	1:27.612	16	16	8.498	0.001	81.32
21	39	Louis Zurstrassen	SM1	1	Elva MkV	1:27.683	4	14	8.569	0.071	81.25
22	23	Harrison-Taft	SM3	2	Rejo MkIII	1:27.690	6	7	8.576	0.007	81.25
23	18	Ditheridge-Cannell	SM5	9	Cooper Monaco	1:29.331	10	14	10.217	1.641	79.76
24	26	Bernberg-Ugo	SM1	2	Cooper T39 Bobtail	1:29.697	11	12	10.583	0.366	79.43
25	34	Scholey-Finburgh	SM6	11	Jaguar XK120	1:31.622	9	14	12.508	1.925	77.76
26	19	Emmerling-Hooper	SM1	3	Elva MkV	1:31.821	5	15	12.707	0.199	77.59
27	68	Marc Gordon	SM6	12	Jaguar XK150S	1:34.453	5	15	15.339	2.632	75.43

Cars 10, 16 & 42 require working transponders - Regulation Q.12.2.1 refers  
Car 22 - transponder working intermittently

Session Start: 10:20:47 - Finish: 10:45:51  
Weather/Track Conditions: Cloud / Dry  
Circuit: Donington Park National  
Track Length: 3.185 Km - 1.9791 miles

These results are provisional until the conclusion of any judicial and technical matters.

Clerk of the Course:  <div style="text-align: right;">Julian Floyd</div>	Timekeeper:  <div style="text-align: right;">Nick Palmer</div>	Posted at:
--------------------------------------------------------------------------------	----------------------------------------------------------------------	------------

# Donington Historic Festival - 30 Apr - 2 May 2016

## Stirling Moss Trophy for pre-61 sportscars

### Qualifying for Race 14 - Sector Analysis

1 Bryant-Bryant (SM5)									Lotus 15								
lap	Sect-1	Speed	Sect-2	Speed	Sect-3	Speed	TopSpeed	laptime pit	lap	Sect-1	Speed	Sect-2	Speed	Sect-3	Speed	Topspeed	laptime pit
1	25.906	88.9	48.019	113.5	16.008	101.4		1:29.933	7		97.1	44.986	115.9	15.046	102.5		2:45.946 P
2	25.418	92.8	47.329	113.0	16.291	100.3		1:29.038	8	23.701	102.6	44.584	117.5	14.523	102.2		1:22.808
3	25.237	95.9	1:04.217	32.2				1:59.475	9	23.299	110.9	42.877	116.1	14.560	103.1		1:20.736
4		91.4	45.606	115.3	15.958	99.5		5:33.247 P	10	23.059	114.3	43.048	116.5	14.338	103.7		1:20.445
5	24.342	92.6	47.824	115.1	15.525	100.6		1:27.691	11	22.902	100.7	42.652	116.5	14.409	103.9		1:19.963
6	24.876	95.5	45.811	115.7				1:30.245	12	22.975	112.8	43.080	116.9	14.639	104.4		1:20.694

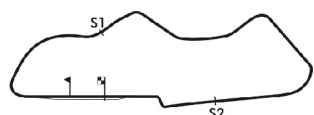
4 Champion-Stretton (SM4)									Lotus XI Le Mans								
lap	Sect-1	Speed	Sect-2	Speed	Sect-3	Speed	TopSpeed	laptime pit	lap	Sect-1	Speed	Sect-2	Speed	Sect-3	Speed	Topspeed	laptime pit
1	26.003	90.7	47.632	113.5	16.720	98.9		1:30.355	8	24.354	99.6	46.562	113.9	15.237	100.0		1:26.153
2	25.803	94.1	46.373	113.9	15.478	98.9		1:27.654	9	24.418	99.7	44.805	114.1	15.270	100.8		1:24.493
3	24.746	96.7	45.613	115.7	15.753	98.6		1:26.112	10	24.126	104.5	45.283	114.1	15.307	100.3		1:24.716
4	24.365	102.1	45.899	114.1	15.445	99.0		1:25.709	11	24.610	101.3	44.595	114.7	14.927	102.0		1:24.132
5	24.479	98.0	45.532	114.1	15.600	100.6		1:25.611	12	24.035	100.6	44.830	115.3	14.896	101.7		1:23.761
6	25.066	97.3	47.951	112.8				1:35.066	13	24.760	90.4	46.470	114.1				1:34.389
7		88.1	47.232	113.7	15.680	100.6		2:29.941 P	14								

7 Wolfgang Friedrichs (SM6)									Aston Martin DBR1								
lap	Sect-1	Speed	Sect-2	Speed	Sect-3	Speed	TopSpeed	laptime pit	lap	Sect-1	Speed	Sect-2	Speed	Sect-3	Speed	Topspeed	laptime pit
1	26.809	86.4	48.318	109.0	16.027	97.3		1:31.154	9	25.031	92.9	50.250	101.7				1:35.371
2	25.719	89.6	47.281	110.0	15.927	99.2		1:28.927	10		87.6	47.216	112.8	15.581	98.6		2:47.395 P
3	24.736	91.8	48.306	109.0	16.153	100.6		1:29.195	11	24.299	99.7	45.446	112.6	15.256	99.8		1:25.001
4	25.641	91.5	47.121	109.8	16.085	99.3		1:28.847	12	24.024	110.0	45.072	112.6	15.446	100.0		1:24.542
5	25.926	90.1	47.715	109.7	15.831	99.3		1:29.472	13	23.945	107.8	46.082	115.1	15.165	100.2		1:25.192
6	25.163	93.0	48.504	110.2	16.299	98.4		1:29.966	14	23.885	107.8	45.216	113.5	15.125	100.9		1:24.226
7	25.272	94.1	47.869	110.2	15.942	98.7		1:29.083	15	23.805	108.5	45.300	113.4	15.078	100.9		1:24.183
8	25.807	78.6	48.323	109.8	15.969	99.0		1:30.099	16								

8 Wood-Nuthall (SM6)									Lister-Jaguar Knobbly								
lap	Sect-1	Speed	Sect-2	Speed	Sect-3	Speed	TopSpeed	laptime pit	lap	Sect-1	Speed	Sect-2	Speed	Sect-3	Speed	Topspeed	laptime pit
1	23.822	101.3	43.989	122.6	14.773	108.8		1:22.584	9	23.883	92.3	46.433	95.4	15.370	104.9		1:25.686
2	23.423	103.5	43.202	122.6	14.482	110.2		1:21.107	10	23.147	107.1	43.345	122.9	14.798	106.7		1:21.290
3	23.481	104.6	43.201	122.2	14.747	109.7		1:21.429	11	23.029	105.8	43.418	121.8	14.726	105.0		1:21.173
4	23.941	96.7	45.025	119.4				1:31.623	12	22.962	114.5	43.550	122.6	14.374	107.9		1:20.886
5	Out	79.7	53.432	119.8	15.238	106.2		3:51.197 P	13	22.835	106.6	43.352	123.1	15.244	106.4		1:21.431
6	23.590	103.8	44.105	120.9	15.309	108.4		1:23.004	14	24.631	90.5	52.039	100.3	15.420	109.1		1:32.090
7	23.362	106.1	43.661	121.8	16.917	101.3		1:23.940	15	22.820	104.5	43.994	123.5	14.471	109.3		1:21.285
8	23.759	101.2	44.919	117.7	14.830	106.2		1:23.508	16	22.957	104.1	43.242	122.6				1:27.625

9 Mestdagh-Thibaut (SM5)									Lotus 15								
lap	Sect-1	Speed	Sect-2	Speed	Sect-3	Speed	TopSpeed	laptime pit	lap	Sect-1	Speed	Sect-2	Speed	Sect-3	Speed	Topspeed	laptime pit
1	25.565	87.3	46.982	114.5	15.725	96.3		1:28.272	8	24.078	109.2	45.827	112.0	15.507	97.6		1:25.412
2	25.514	94.6	47.052	114.7	16.437	97.0		1:29.003	9	24.183	107.6	45.930	113.5	15.481	97.2		1:25.594
3	24.411	92.9	46.975	115.9	15.415	97.6		1:26.801	10	24.123	107.8	45.456	112.6	15.437	99.0		1:25.016
4	24.225	99.9	45.401	114.5	15.736	93.4		1:25.362	11	23.915	111.3	46.136	115.3	15.947	97.9		1:25.998
5	25.372	88.2	51.036	83.0				1:38.608	12	25.152	91.6	46.983	113.0	15.426	98.9		1:27.561
6		89.1	47.235	107.4	16.666	95.8		3:30.365 P	13	24.356	104.0	47.154	113.4	15.562	99.3		1:27.072
7	24.083	108.1	45.980	112.8	15.554	98.4		1:25.617	14	24.953	99.9	48.473	88.8				1:36.961

10 Gillett-Smith (SM5)									Willment Climax								
lap	Sect-1	Speed	Sect-2	Speed	Sect-3	Speed	TopSpeed	laptime pit	lap	Sect-1	Speed	Sect-2	Speed	Sect-3	Speed	Topspeed	laptime pit
1	29.185	74.4	50.855	105.5	16.357	108.3		1:36.397	8	25.770	93.8	46.381	116.1	15.418	107.6		1:27.569
2	26.806	77.2	49.282	104.1	17.227	104.9		1:33.315	9	24.699	97.4	46.398	110.4	16.643	69.3		1:27.740
3	26.215	84.3	47.868	118.3	15.418	108.6		1:29.501	10	25.005	97.1	46.995	117.7	15.482	107.7		1:27.482
4	24.504	92.4	46.283	115.5	15.302	110.2		1:26.089	11	25.328	95.6	56.347	52.0	17.587	108.8		1:39.262
5	25.014	89.0	46.392	110.7				1:34.954	12	24.688	96.6	45.704	119.6	16.035	104.4		1:26.427
6		81.5	50.969	101.9	17.351	103.6		4:21.678 P	13	24.615	100.4	1:00.034	77.1				1:47.256
7	26.034	83.2	47.187	117.3	15.655	106.5		1:28.876	14								



**Session Start: 10:20:47 - Finish: 10:45:51**  
**Weather/Track Conditions: Cloud / Dry**  
**Circuit: Donington Park National**  
**Track Length: 3.185 Km - 1.9791 miles**

# Donington Historic Festival - 30 Apr - 2 May 2016

## Stirling Moss Trophy for pre-61 sportscars

### Qualifying for Race 14 - Sector Analysis

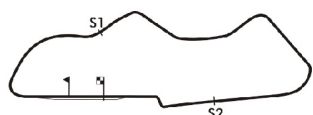
12 Steve Brooks (SM6)									Lister Jaguar 'Flat Iron'								
lap	Sect-1	Speed	Sect-2	Speed	Sect-3	Speed	TopSpeed	laptime pit	lap	Sect-1	Speed	Sect-2	Speed	Sect-3	Speed	Topspeed	laptime pit
1	25.801	92.0	46.123	118.8	15.803	105.4		1:27.727	9	24.228	108.1	46.011	116.3	16.381	<u>106.5</u>		1:26.620
2	24.748	101.8	45.454	120.5	15.404	106.0		1:25.606	10	24.387	97.4	44.845	120.9	15.002	105.7		1:24.234
3	24.229	105.1	44.840	120.0	15.736	106.0		1:24.805	11	24.297	102.9	44.364	119.8	15.036	105.7		1:23.697
4	24.354	102.4	44.348	120.0	15.197	104.9		1:23.899	12	<u>23.567</u>	<u>109.0</u>	44.447	121.1	15.217	105.2		1:23.231
5	24.203	102.1	45.852	119.8				1:29.314	13	23.903	106.4	44.960	119.8	14.966	104.4		1:23.829
6	Out	99.4	45.999	115.5	15.891	103.9		3:37.169 P	14	23.910	108.8	45.354	119.6	<u>14.963</u>	103.7		1:24.227
7	24.356	103.5	45.068	118.1	15.231	105.9		1:24.655	15	23.625	106.6	<u>43.943</u>	<u>121.3</u>	15.244	103.9		<u>1:22.812</u>
8	24.759	99.1	45.575	119.2	15.768	102.8		1:26.102	16	24.210	95.6	46.326	117.9	15.373	103.1		1:25.909

14 Roberto Giordanelli (SM6)									Lister Chevrolet Knobbly								
lap	Sect-1	Speed	Sect-2	Speed	Sect-3	Speed	TopSpeed	laptime pit	lap	Sect-1	Speed	Sect-2	Speed	Sect-3	Speed	Topspeed	laptime pit
1	25.152	87.9	46.090	111.7	16.511	106.2		1:27.753	10	24.116	95.4	44.704	121.5	15.387	110.0		1:24.207
2	24.278	91.3	45.111	129.2	15.335	113.7		1:24.724	11	24.393	93.0	44.552	<u>132.8</u>	14.835	112.0		1:23.780
3	24.112	90.7	44.048	130.0	15.247	<u>114.1</u>		1:23.407	12	23.460	93.7	43.943	131.0	<u>14.815</u>	112.0		<u>1:22.218</u>
4	<u>23.134</u>	95.5	44.668	125.2	15.573	112.4		1:23.375	13	23.238	<u>98.6</u>	<u>43.909</u>	131.0	15.238	112.2		1:22.385
5	23.775	91.9	44.211	129.5	15.074	112.6		1:23.060	14	24.307	88.4	44.535	128.0	15.418	110.4		1:24.260
6	23.791	90.3	44.492	131.5	14.981	112.0		1:23.264	15	24.808	90.8	44.389	125.2	15.295	109.8		1:24.492
7	23.536	93.9	44.271	120.7	16.300	106.4		1:24.107	16	23.583	95.1	44.865	129.7	15.106	111.1		1:23.554
8	24.508	93.0	44.736	129.0	15.331	110.2		1:24.575	17	23.877	93.3	44.459	120.0	16.367	107.6		1:24.703
9	23.944	90.5	45.446	124.0	15.673	108.1		1:25.063	18								

16 Richard Kent (SM6)									Lister Costin Jaguar								
lap	Sect-1	Speed	Sect-2	Speed	Sect-3	Speed	TopSpeed	laptime pit	lap	Sect-1	Speed	Sect-2	Speed	Sect-3	Speed	Topspeed	laptime pit
1								1:25.688	8	22.989	105.4	45.586	124.0	14.873	110.9		1:23.448
2								1:25.338	9	23.356	95.2	45.597	125.9	14.696	110.4		1:23.649
3								1:35.789	10	23.078	102.0	45.772	125.6	14.808	109.5		1:23.658
4		91.6	46.602	127.0	15.028	109.0		3:02.956 P	11	<u>22.833</u>	<u>106.8</u>	<u>43.775</u>	127.0	<u>14.667</u>	110.6		<u>1:21.275</u>
5	23.476	101.5	44.750	127.3	15.330	109.5		1:23.556	12	23.302	100.2	44.099	<u>128.0</u>	14.895	<u>111.1</u>		1:22.296
6	23.919	89.1	44.587	124.7	15.304	109.8		1:23.810	13	22.954	98.3	45.088	108.3				1:28.925
7	23.105	103.3	44.017	124.9	15.009	109.5		1:22.131	14								

18 Ditheridge-Cannell (SM5)									Cooper Monaco								
lap	Sect-1	Speed	Sect-2	Speed	Sect-3	Speed	TopSpeed	laptime pit	lap	Sect-1	Speed	Sect-2	Speed	Sect-3	Speed	Topspeed	laptime pit
1	28.686	85.8	51.994	107.0	16.537	98.4		1:37.217	8	25.886	93.5	48.536	108.3	17.080	93.5		1:31.502
2	26.832	79.5	48.571	111.5	16.287	<u>98.9</u>		1:31.690	9	25.792	93.2	47.758	112.2	16.603	96.5		1:30.153
3	27.457	84.2	48.127	<u>113.2</u>	16.388	97.6		1:31.972	10	25.460	<u>97.1</u>	<u>47.069</u>	110.2	16.802	94.8		<u>1:29.331</u>
4	25.840	89.2	49.042	106.2	<u>16.255</u>	98.6		1:31.137	11	<u>25.443</u>	95.2	47.300	109.5	17.190	92.2		1:29.933
5	25.737	89.4	49.992	96.7				1:36.142	12	26.143	87.9	47.979	109.7	16.623	90.5		1:30.745
6	Out	80.9	52.007	105.2	17.436	95.1		3:16.052 P	13	26.336	94.6	47.589	111.1	16.535	93.1		1:30.460
7	25.724	92.6	48.300	108.6	17.593	89.9		1:31.617	14	25.657	92.6	47.305	107.6	17.000	91.0		1:29.962

19 Emmerling-Hooper (SM1)									Elva MkV								
lap	Sect-1	Speed	Sect-2	Speed	Sect-3	Speed	TopSpeed	laptime pit	lap	Sect-1	Speed	Sect-2	Speed	Sect-3	Speed	Topspeed	laptime pit
1	26.946	83.1	50.089	103.9	16.911	93.5		1:33.946	9	27.182	84.8	51.042	101.7	17.045	92.6		1:35.269
2	26.825	85.4	49.800	103.4	17.284	91.7		1:33.909	10	26.964	88.1	50.660	101.9	17.153	<u>94.6</u>		1:34.777
3	26.566	87.2	49.569	103.7	16.423	93.6		1:32.558	11	26.897	88.3	49.946	102.6	16.863	92.5		1:33.706
4	26.177	90.8	49.981	102.0	16.799	93.6		1:32.957	12	26.879	<u>91.4</u>	49.983	<u>104.2</u>	17.773	90.6		1:34.635
5	<u>26.090</u>	90.0	<u>49.003</u>	102.8	16.728	92.5		<u>1:31.821</u>	13	26.834	89.7	49.532	103.1	17.046	92.5		1:33.412
6	26.591	90.2	49.825	103.6	<u>16.271</u>	93.3		1:32.687	14	26.538	90.4	51.357	102.5	16.813	91.9		1:34.708
7	26.756	89.1	50.151	103.1				1:36.805	15	27.180	90.0	49.487	103.6	16.750	92.4		1:33.417
8	Out	77.8	52.927	101.7	18.008	92.4		2:39.348 P	16								



Session Start: 10:20:47 - Finish: 10:45:51  
 Weather/Track Conditions: Cloud / Dry  
 Circuit: Donington Park National  
 Track Length: 3.185 Km - 1.9791 miles



# Donington Historic Festival - 30 Apr - 2 May 2016

## Stirling Moss Trophy for pre-61 sportscars

### Qualifying for Race 14 - Sector Analysis

22 Karsten Le Blanc (SM5)									Cooper Monaco								
lap	Sect-1	Speed	Sect-2	Speed	Sect-3	Speed	TopSpeed	laptime pit	lap	Sect-1	Speed	Sect-2	Speed	Sect-3	Speed	Topspeed	laptime pit
1	26.471	86.6	48.223	114.9	16.231	101.1		1:30.925	8	24.997	93.3	45.234	114.9	15.951	101.9		1:26.182
2	24.936	90.4	45.468	114.3	16.222	102.8		1:26.626	9	24.527	97.0	47.751	111.7				1:32.272
3	24.919	91.4	45.416	115.5	15.595	101.3		1:25.930	10	Out	84.6	47.138	111.3	16.190	99.9		4:42.432 P
4	24.242	95.0	44.688	116.7	15.681	103.1		1:24.611	11	27.076	87.5	46.842	113.2	15.689	103.1		1:29.607
5	24.366	95.6	46.216	113.4	15.768	101.9		1:26.350	12	23.992	96.7	44.923	115.5	15.377	103.4		1:24.292
6	24.833	95.0	45.825	114.9	15.605	102.3		1:26.263	13	24.072	99.9	44.765	117.3	15.168	102.2		1:24.005
7	24.477	95.8	44.813	113.4	15.452	102.3		1:24.742	14	24.450	97.1	44.680	114.7	15.366	101.4		1:24.496

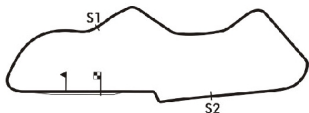
23 Harrison-Taft (SM3)									Rejo MkIII								
lap	Sect-1	Speed	Sect-2	Speed	Sect-3	Speed	TopSpeed	laptime pit	lap	Sect-1	Speed	Sect-2	Speed	Sect-3	Speed	Topspeed	laptime pit
1	25.987	89.8	56.705	75.2	18.452	93.1		1:41.144	5	25.863	98.1	47.156	102.0	16.002	92.7		1:29.021
2	28.523	73.0	53.931	79.3	17.325	92.6		1:39.779	6	25.551	101.6	45.949	102.6	16.190	91.2		1:27.690
3	25.696	102.0	45.953	102.3	17.195	91.2		1:28.844	7	25.840	99.9	47.168	93.0				1:34.072
4	25.726	100.2	46.938	101.4	16.226	92.6		1:28.890	8								

24 Hood-Smith (SM6)									Jaguar D-type								
lap	Sect-1	Speed	Sect-2	Speed	Sect-3	Speed	TopSpeed	laptime pit	lap	Sect-1	Speed	Sect-2	Speed	Sect-3	Speed	Topspeed	laptime pit
1	27.105	76.2	51.534	113.4	17.056	97.2		1:35.695	9		91.5	46.358	120.0	16.162	102.6		2:38.462 P
2	27.486	80.9	51.933	109.5	17.297	95.6		1:36.716	10	27.193	93.7	45.694	115.1	15.907	106.2		1:28.794
3	26.588	86.0	49.885	110.9	16.974	102.2		1:33.447	11	24.779	101.3	46.123	110.9	15.933	103.9		1:26.835
4	26.628	81.4	50.936	115.3	17.333	105.2		1:34.897	12	24.394	100.9	45.378	117.5	15.441	106.9		1:25.213
5	26.560	79.5	52.190	110.6	16.817	104.6		1:35.567	13	24.381	101.3	45.335	117.1	15.584	106.5		1:25.300
6	26.226	83.4	49.849	112.6	16.587	104.2		1:32.662	14	24.413	96.6	46.727	119.2	15.243	106.0		1:26.383
7	26.941	72.3	51.048	111.5	16.799	104.9		1:34.788	15	24.184	104.5	44.588	117.5	15.703	106.9		1:24.475
8	26.686	83.3	53.602	105.7				1:43.678	16								

26 Bernberg-Ugo (SM1)									Cooper T39 Bobtail								
lap	Sect-1	Speed	Sect-2	Speed	Sect-3	Speed	TopSpeed	laptime pit	lap	Sect-1	Speed	Sect-2	Speed	Sect-3	Speed	Topspeed	laptime pit
1	27.351	89.2	51.291	103.9	16.755	92.0		1:35.397	7		81.6	50.490	102.5	17.613	91.0		3:15.481 P
2	26.184	97.3	48.164	106.0	32.677	89.5		1:47.025	8	28.531	76.4	52.668	96.5				1:46.121
3	26.447	98.8	47.802	101.9	17.006	93.5		1:31.255	9		87.4	49.202	105.2	17.288	93.9		4:37.719 P
4	26.126	85.2	48.765	105.5	33.818	86.3		1:48.709	10	26.297	88.0	48.562	105.7	16.923	94.0		1:31.782
5	26.724	96.2	48.123	100.0	17.157	92.9		1:32.004	11	25.670	90.5	47.586	107.2	16.441	93.1		1:29.697
6	27.276	87.3	50.603	97.3				1:38.123	12	25.684	93.9	48.345	106.4	16.039	95.1		1:30.068

34 Scholey-Finburgh (SM6)									Jaguar XK120								
lap	Sect-1	Speed	Sect-2	Speed	Sect-3	Speed	TopSpeed	laptime pit	lap	Sect-1	Speed	Sect-2	Speed	Sect-3	Speed	Topspeed	laptime pit
1	27.442	88.3	51.448	102.0	17.210	89.7		1:36.100	8	Out	87.9	51.122	101.4	17.123	92.7		3:06.864 P
2	27.008	93.5	50.060	103.1	17.011	89.9		1:34.079	9	26.816	88.2	48.508	105.2	16.298	91.9		1:31.622
3	26.592	94.4	50.721	95.2	17.902	89.5		1:35.215	10	26.091	92.1	48.775	97.9	18.677	89.2		1:33.543
4	28.227	86.3	52.261	103.3	17.106	85.6		1:37.594	11	27.719	92.0	49.191	105.4	16.274	91.6		1:33.184
5	26.887	93.3	50.437	102.5	17.084	89.8		1:34.408	12	26.405	92.5	49.308	103.7	16.210	91.4		1:31.923
6	26.546	94.1	52.525	99.8	18.489	88.0		1:37.560	13	26.581	89.6	48.794	103.6	16.492	89.3		1:31.867
7	27.169	91.9	50.408	101.1				1:38.571	14	26.105	95.6	48.190	102.2	17.386	89.2		1:31.681

35 Gregory De Prins (SM3)									Rejo MkIV								
lap	Sect-1	Speed	Sect-2	Speed	Sect-3	Speed	TopSpeed	laptime pit	lap	Sect-1	Speed	Sect-2	Speed	Sect-3	Speed	Topspeed	laptime pit
1	26.267	90.9	48.079	103.1	16.404	88.2		1:30.750	9	25.263	98.8	47.620	102.6	15.937	91.2		1:28.820
2	25.734	103.3	47.571	106.0	16.235	90.9		1:29.540	10	25.364	106.4	48.783	103.9	16.073	90.7		1:30.220
3	25.381	102.4	48.484	102.3	16.174	90.9		1:30.039	11	25.161	102.6	46.556	103.4	15.894	92.2		1:27.611
4	25.754	100.6	47.402	103.0	16.352	89.7		1:29.508	12	25.136	103.2	47.234	102.3	15.780	90.9		1:28.150
5	25.549	102.7	47.183	102.8	16.057	90.5		1:28.789	13	25.026	103.5	47.348	103.4	16.600	89.4		1:28.974
6	25.187	104.5	47.126	102.5	16.096	91.4		1:28.409	14	25.772	102.9	47.149	102.3	15.777	92.5		1:28.698
7	25.110	104.8	47.196	102.6	15.888	92.0		1:28.194	15	25.305	93.2	47.174	102.2	16.020	91.6		1:28.499
8	26.092	104.1	47.088	102.2	16.132	91.7		1:29.312	16	24.849	110.8	47.753	102.0	15.969	88.8		1:28.571



**Session Start: 10:20:47 - Finish: 10:45:51**  
**Weather/Track Conditions: Cloud / Dry**  
**Circuit: Donington Park National**  
**Track Length: 3.185 Km - 1.9791 miles**

# Donington Historic Festival - 30 Apr - 2 May 2016

## Stirling Moss Trophy for pre-61 sportscars

### Qualifying for Race 14 - Sector Analysis

39 Louis Zurstrassen (SM1)									Elva MkV										
lap	Sect-1	Speed	Sect-2	Speed	Sect-3	Speed	TopSpeed	laptime	pit	lap	Sect-1	Speed	Sect-2	Speed	Sect-3	Speed	Topspeed	laptime	pit
1	27.246	84.4	49.341	103.9	15.846	94.2		1:32.433		8	Out	91.5	48.477	103.9	16.155	92.9		4:52.299	P
2	26.483	91.5	48.139	106.0	15.377	95.4		1:29.999		9	25.684	91.3	47.528	104.7	16.083	93.0		1:29.295	
3	26.113	91.4	47.758	106.0	16.546	93.5		1:30.417		10	25.181	97.6	47.469	105.9	16.353	93.9		1:29.003	
4	25.093	95.0	46.924	105.7	15.666	94.7		1:27.683		11	25.716	90.3	48.668	105.5	15.655	94.3		1:30.039	
5	25.064	92.3	47.320	106.2	15.720	94.6		1:28.104		12	24.942	93.9	48.151	105.9	15.662	93.3		1:28.755	
6	25.026	99.1	47.256	105.9	15.852	93.9		1:28.134		13	24.923	96.0	47.584	106.2	16.393	93.5		1:28.900	
7	25.675	92.3	50.846	103.6				1:36.376		14	24.946	97.8	46.922	105.5	16.114	86.9		1:27.982	

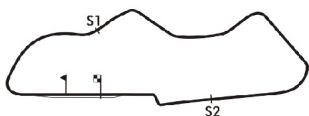
41 Chris Ward (SM6)									Lister-Jaguar Costin										
lap	Sect-1	Speed	Sect-2	Speed	Sect-3	Speed	TopSpeed	laptime	pit	lap	Sect-1	Speed	Sect-2	Speed	Sect-3	Speed	Topspeed	laptime	pit
1	24.297	105.6	44.164	127.3	14.591	112.4		1:23.052		7	25.138	95.2	47.390	126.6	14.920	110.4		1:27.448	
2	23.343	108.3	55.582	127.5	14.525	111.8		1:33.450		8	23.009	100.9	43.587	127.8	15.033	110.9		1:21.629	
3	23.088	102.4	43.445	128.0	14.613	110.7		1:21.146		9	23.187	98.1	42.862	129.0	14.640	111.7		1:20.689	
4	22.879	102.1	44.081	127.5	14.480	110.7		1:21.440		10	22.993	100.2	43.537	129.2	14.697	111.1		1:21.227	
5	22.999	98.1	47.178	101.7				1:30.435		11	29.798	86.7	50.481	89.9				1:40.709	
6	92.5	47.042	101.7		15.851	97.6		6:58.438	P	12									

42 Paul Woolley (SM5)									Cooper Monaco										
lap	Sect-1	Speed	Sect-2	Speed	Sect-3	Speed	TopSpeed	laptime	pit	lap	Sect-1	Speed	Sect-2	Speed	Sect-3	Speed	Topspeed	laptime	pit
1								1:28.604		8								1:24.936	
2								1:25.829		9								1:27.184	
3								1:25.507		10								1:24.208	
4								1:24.837		11								1:25.310	
5								1:24.020		12								1:28.600	
6								1:24.550		13								1:23.784	
7								1:25.931		14								1:39.998	

46 Verdon-Roe-Fiskin (SM6)									Ferrari 246S										
lap	Sect-1	Speed	Sect-2	Speed	Sect-3	Speed	TopSpeed	laptime	pit	lap	Sect-1	Speed	Sect-2	Speed	Sect-3	Speed	Topspeed	laptime	pit
1	26.509	93.3	45.873	120.2	15.057	107.4		1:27.439		8	Out	98.8	44.038	123.8	15.085	106.4		3:42.917	P
2	24.805	91.8	44.445	121.5	15.036	106.5		1:24.286		9	24.194	92.9	43.413	124.0	14.578	107.9		1:22.185	
3	23.757	95.8	42.945	121.5	15.345	107.4		1:22.047		10	23.916	107.3	42.568	123.8	14.824	108.1		1:21.308	
4	23.569	107.3	42.798	122.0	14.758	107.2		1:21.125		11	22.751	116.2	43.281	123.8	14.510	108.1		1:20.542	
5	23.667	107.6	42.829	122.2	14.970	107.2		1:21.466		12	22.440	118.9	42.242	124.0	14.432	109.3		1:19.114	
6	22.904	105.8	43.093	120.5	16.341	105.9		1:22.338		13	22.615	114.1	42.620	124.7	14.079	109.5		1:19.314	
7	24.586	89.8	47.237	116.9				1:32.167		14	22.385	115.3	44.797	105.9				1:29.457	

60 Guy Peeters (SM5)									Lotus 15										
lap	Sect-1	Speed	Sect-2	Speed	Sect-3	Speed	TopSpeed	laptime	pit	lap	Sect-1	Speed	Sect-2	Speed	Sect-3	Speed	Topspeed	laptime	pit
1	26.073	83.9	50.065	102.3				1:36.096		8	24.656	98.1	46.220	113.5	16.219	100.6		1:27.095	
2		89.0	48.532	112.2	16.591	98.4		2:48.876	P	9	24.994	93.3	47.303	111.5	16.976	99.0		1:29.273	
3	25.532	93.9	49.243	99.0				1:34.374		10	25.209	94.2	45.932	112.0	15.582	99.3		1:26.723	
4		91.9	47.029	111.5	15.873	99.0		3:02.501	P	11	24.712	98.3	45.853	114.3	16.410	98.6		1:26.975	
5	26.169	86.8	49.195	110.9	15.994	98.0		1:31.358		12	24.719	94.8	46.090	113.2	15.633	99.3		1:26.442	
6	25.471	91.0	47.210	111.8	15.803	98.9		1:28.484		13	24.651	100.7	45.864	112.8	15.707	97.9		1:26.222	
7	25.396	94.8	46.437	111.8	16.026	98.0		1:27.859		14	24.660	96.9	45.071	115.5	23.173	93.4		1:32.904	

61 Guillermo Fierro Eleta (SM6)									Maserati T61 Birdcage										
lap	Sect-1	Speed	Sect-2	Speed	Sect-3	Speed	TopSpeed	laptime	pit	lap	Sect-1	Speed	Sect-2	Speed	Sect-3	Speed	Topspeed	laptime	pit
1	25.796	78.8	48.882	114.9	16.253	105.0		1:30.931		9	24.038	98.1	46.199	119.6	15.379	104.9		1:25.616	
2	25.741	85.9	46.821	118.8				1:31.975		10	25.212	89.8	45.527	120.5	15.027	106.2		1:25.766	
3	Out	82.1	48.494	119.6	16.043	106.2		2:56.710	P	11	23.745	102.0	46.289	119.4	15.200	106.5		1:25.234	
4	24.541	95.2	46.959	122.0	15.805	105.4		1:27.305		12	25.930	90.8	46.057	119.2	15.486	105.2		1:27.473	
5	24.991	96.0	45.644	121.1	15.297	105.9		1:25.932		13	23.763	99.0	45.080	120.2	15.232	105.5		1:24.075	
6	24.519	97.0	45.289	120.9	15.265	106.0		1:25.073		14	23.853	100.9	45.191	119.6	15.185	105.0		1:24.229	
7	25.271	75.8	47.795	120.0	15.446	104.9		1:28.512		15	25.010	94.4	45.816	89.7				1:34.460	
8	23.826	98.6	47.559	120.2	15.507	106.9		1:26.892		16									



**Session Start: 10:20:47 - Finish: 10:45:51**  
**Weather/Track Conditions: Cloud / Dry**  
**Circuit: Donington Park National**  
**Track Length: 3.185 Km - 1.9791 miles**

# Donington Historic Festival - 30 Apr - 2 May 2016

## Stirling Moss Trophy for pre-61 sportscars

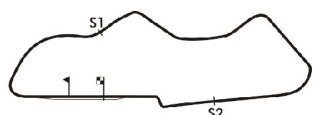
### Qualifying for Race 14 - Sector Analysis

68 Marc Gordon (SM6)									Jaguar XK150S								
lap	Sect-1	Speed	Sect-2	Speed	Sect-3	Speed	TopSpeed	laptime pit	lap	Sect-1	Speed	Sect-2	Speed	Sect-3	Speed	Topspeed	laptime pit
1	27.777	85.2	51.983	101.7	18.125	86.2		1:37.885	9	27.391	88.4	51.869	102.5	17.816	90.7		1:37.076
2	27.287	95.2	51.610	101.9	18.021	89.1		1:36.918	10	27.721	83.5	51.637	103.6	17.320	88.9		1:36.678
3	27.875	88.2	51.360	100.3	17.854	86.5		1:37.089	11	28.391	83.0	53.596	96.1	17.811	88.4		1:39.798
4	28.200	89.5	51.043	103.3	17.586	90.6		1:36.829	12	28.789	84.8	53.059	93.4	19.718	84.6		1:41.566
5	26.846	95.8	50.556	103.1	17.051	90.9		1:34.453	13	28.807	81.8	56.046	97.0	18.590	87.0		1:43.443
6	27.043	88.5	50.679	103.7	17.025	90.9		1:34.747	14	27.988	89.1	53.360	97.6	17.305	89.7		1:38.653
7	27.203	88.3	51.845	103.4	17.309	90.1		1:36.357	15	27.373	91.2	50.726	104.4	17.230	87.8		1:35.329
8	27.288	91.2	51.315	103.7	17.322	90.3		1:35.925	16								

70 Kremer-Kremer (SM5)									Lotus 15								
lap	Sect-1	Speed	Sect-2	Speed	Sect-3	Speed	TopSpeed	laptime pit	lap	Sect-1	Speed	Sect-2	Speed	Sect-3	Speed	Topspeed	laptime pit
1	23.563	105.4	43.924	117.3	16.207	102.0		1:23.694	8	31.264	61.3	59.142	90.1	19.321	87.4		1:49.727
2	23.501	112.2	44.154	117.1	14.841	104.1		1:22.496	9	29.672	70.0	57.310	100.2	18.568	94.6		1:45.550
3	23.134	115.1	43.969	119.6	15.613	106.7		1:22.716	10	29.313	72.9	57.494	95.9	19.534	93.1		1:46.341
4	23.120	117.9	43.841	117.1	15.101	104.2		1:22.062	11	30.262	64.9	1:01.039	92.7				1:58.198
5	23.334	112.8	44.594	116.1	15.329	103.7		1:23.257	12		107.6	43.917	116.9	14.788	103.7		3:21.230 P
6	23.884	104.8	44.517	116.7				1:27.437	13	23.454	101.6	45.553	116.3	15.445	86.1		1:24.452
7		62.4	1:02.408	93.9	20.782	92.6		4:20.308 P	14								

77 Tarek Mahmoud (SM5)									Cooper Monaco								
lap	Sect-1	Speed	Sect-2	Speed	Sect-3	Speed	TopSpeed	laptime pit	lap	Sect-1	Speed	Sect-2	Speed	Sect-3	Speed	Topspeed	laptime pit
1	28.287	85.6	51.467	102.2	16.930	95.5		1:36.684	9	25.598	88.1	46.659	108.4	16.207	95.6		1:28.464
2	27.360	75.7	49.619	104.2	17.103	95.5		1:34.082	10	25.521	90.3	48.202	106.4	16.627	95.8		1:30.350
3	26.673	87.1	48.333	92.1	16.880	97.0		1:31.886	11	25.779	90.1	47.021	110.4	16.172	96.2		1:28.972
4	25.922	87.7	48.375	106.0	16.408	95.8		1:30.705	12	25.554	92.6	46.992	104.4	16.962	95.6		1:29.508
5	25.933	87.7	47.762	107.0	16.202	97.7		1:29.897	13	25.225	92.0	49.034	109.7	17.581	87.4		1:31.840
6	25.739	86.7	47.229	107.7	16.166	94.2		1:29.134	14	25.730	89.6	47.098	108.1	16.506	95.6		1:29.334
7	25.710	86.8	46.925	109.5	16.106	96.6		1:28.741	15	26.834	89.5	48.683	108.3	16.288	95.0		1:31.805
8	25.702	86.1	47.308	107.0	16.785	92.7		1:29.795	16	25.332	90.8	46.189	109.5	16.091	95.1		1:27.612

251 Lewis-Mclntyre (SM6)									Lister-Chevrolet Knobbly								
lap	Sect-1	Speed	Sect-2	Speed	Sect-3	Speed	TopSpeed	laptime pit	lap	Sect-1	Speed	Sect-2	Speed	Sect-3	Speed	Topspeed	laptime pit
1	24.956	85.8	47.652	115.7	15.694	116.7		1:28.302	9	24.294	93.4	44.875	123.5	16.085	114.1		1:25.254
2	24.397	96.2	46.700	132.0	15.196	116.3		1:26.293	10	23.902	94.7	44.062	133.1	15.395	116.3		1:23.359
3	24.390	91.0	45.756	130.0	15.351	116.9		1:25.497	11	24.310	97.6	44.124	134.1	15.756	113.4		1:24.190
4	23.830	96.2	45.878	132.0	15.182	118.1		1:24.890	12	23.275	96.2	44.338	130.7	15.648	114.9		1:23.261
5	24.013	97.3	45.703	123.3	15.720	113.7		1:25.436	13	23.219	95.2	43.908	134.7	15.306	114.1		1:22.433
6	24.168	93.8	48.642	101.9				1:34.619	14	23.226	98.6	44.021	133.9	15.203	115.1		1:22.450
7		76.5	49.752	116.5	17.606	98.4		3:20.826 P	15	22.994	96.0	44.212	132.8	15.169	116.9		1:22.375
8	26.406	84.8	45.552	125.2	15.561	115.3		1:27.519	16	22.931	95.6	44.045	132.8	16.910	91.1		1:23.886



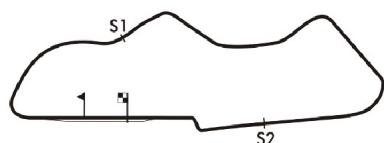
**Session Start: 10:20:47 - Finish: 10:45:51**  
**Weather/Track Conditions: Cloud / Dry**  
**Circuit: Donington Park National**  
**Track Length: 3.185 Km - 1.9791 miles**

# Donington Historic Festival - 30 Apr - 2 May 2016

## Stirling Moss Trophy for pre-61 sportscars

### Qualifying for Race 14 - Best Sector Times

POS	NO	DRIVER/S	Sector 1			Sector 2			Sector 3			IDEAL LAP	BEST LAP	On
			TIME	LAP	POS	TIME	LAP	POS	TIME	LAP	POS			
1	46	Verdon-Roe-Fiskin	22.385	14	1	42.242	12	1	14.079	13	1	1:18.706	<b>1:19.114</b>	<b>12</b>
2	1	Bryant-Bryant	22.902	11	5	42.652	11	2	14.338	10	2	1:19.892	<b>1:19.963</b>	<b>11</b>
3	41	Chris Ward	22.879	4	4	42.862	9	3	14.480	4	4	1:20.221	<b>1:20.689</b>	<b>9</b>
4	8	Wood-Nuthall	22.820	15	2	43.201	3	4	14.374	12	3	1:20.395	<b>1:20.886</b>	<b>12</b>
5	16	Richard Kent	22.833	11	3	43.775	11	5	14.667	11	5	1:21.275	<b>1:21.275</b>	<b>11</b>
6	70	Kremer-Kremer	23.120	4	7	43.841	4	6	14.788	12	6	1:21.749	<b>1:22.062</b>	<b>4</b>
7	14	Roberto Giordanelli	23.134	4	8	43.909	13	8	14.815	12	7	1:21.858	<b>1:22.218</b>	<b>12</b>
8	251	Lewis-McIntyre	22.931	16	6	43.908	13	7	15.169	15	13	1:22.008	<b>1:22.375</b>	<b>15</b>
9	12	Steve Brooks	23.567	12	9	43.943	15	9	14.963	14	9	1:22.473	<b>1:22.812</b>	<b>15</b>
10	4	Champion-Stretton	24.035	12	14	44.595	11	11	14.896	12	8	1:23.526	<b>1:23.761</b>	<b>12</b>
11	42	Paul Woolley											<b>1:23.784</b>	<b>13</b>
12	22	Karsten Le Blanc	23.992	12	13	44.680	14	12	15.168	13	12	1:23.840	<b>1:24.005</b>	<b>13</b>
13	61	Guillermo Fierro Eleta	23.745	11	10	45.080	13	15	15.027	10	10	1:23.852	<b>1:24.075</b>	<b>13</b>
14	7	Wolfgang Friedrichs	23.805	15	11	45.072	12	14	15.078	15	11	1:23.955	<b>1:24.183</b>	<b>15</b>
15	24	Hood-Smith	24.184	15	15	44.588	15	10	15.243	14	14	1:24.015	<b>1:24.475</b>	<b>15</b>
16	9	Mestdagh-Thibaut	23.915	11	12	45.401	4	16	15.415	3	17	1:24.731	<b>1:25.016</b>	<b>10</b>
17	10	Gillett-Smith	24.504	4	16	45.704	12	17	15.302	4	15	1:25.510	<b>1:26.089</b>	<b>4</b>
18	60	Guy Peeters	24.651	13	17	45.071	14	13	15.582	10	18	1:25.304	<b>1:26.222</b>	<b>13</b>
19	35	Gregory De Prins	24.849	16	18	46.556	11	20	15.777	14	19	1:27.182	<b>1:27.611</b>	<b>11</b>
20	77	Tarek Mahmoud	25.225	13	20	46.189	16	19	16.091	16	22	1:27.505	<b>1:27.612</b>	<b>16</b>
21	39	Louis Zurstrassen	24.923	13	19	46.922	14	21	15.377	2	16	1:27.222	<b>1:27.683</b>	<b>4</b>
22	23	Harrison-Taft	25.551	6	22	45.949	6	18	16.002	5	20	1:27.502	<b>1:27.690</b>	<b>6</b>
23	18	Ditheridge-Cannell	25.443	11	21	47.069	10	22	16.255	4	24	1:28.767	<b>1:29.331</b>	<b>10</b>
24	26	Bernberg-Ugo	25.670	11	23	47.586	11	23	16.039	12	21	1:29.295	<b>1:29.697</b>	<b>11</b>
25	34	Scholey-Finburgh	26.091	10	25	48.190	14	24	16.210	12	23	1:30.491	<b>1:31.622</b>	<b>9</b>
26	19	Emmerling-Hooper	26.090	5	24	49.003	5	25	16.271	6	25	1:31.364	<b>1:31.821</b>	<b>5</b>
27	68	Marc Gordon	26.846	5	26	50.556	5	26	17.025	6	26	1:34.427	<b>1:34.453</b>	<b>5</b>



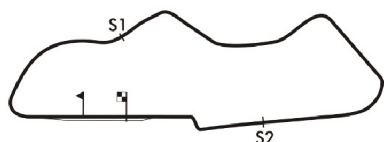
**Session Start: 10:20:47 - Finish: 10:45:51**  
**Weather/Track Conditions: Cloud / Dry**  
**Circuit: Donington Park National**  
**Track Length: 3.185 Km - 1.9791 miles**

# Donington Historic Festival - 30 Apr - 2 May 2016

## Stirling Moss Trophy for pre-61 sportscars

### Qualifying for Race 14 - Best Sector Speeds

	NO	SECTOR 1	MPH	NO	SECTOR 2	MPH	NO	SECTOR 3	MPH
1	46	Verdon-Roe-Fiskin	118.9	251	Lewis-McIntyre	134.7	251	Lewis-McIntyre	118.1
2	70	Kremer-Kremer	117.9	14	Roberto Giordanelli	132.8	14	Roberto Giordanelli	114.1
3	8	Wood-Nuthall	114.5	41	Chris Ward	129.2	41	Chris Ward	112.4
4	1	Bryant-Bryant	114.3	16	Richard Kent	128.0	16	Richard Kent	111.1
5	9	Mestdagh-Thibaut	111.3	46	Verdon-Roe-Fiskin	124.7	8	Wood-Nuthall	110.2
6	35	Gregory De Prins	110.8	8	Wood-Nuthall	123.5	10	Gillett-Smith	110.2
7	7	Wolfgang Friedrichs	110.0	61	Guillermo Fierro Eleta	122.0	46	Verdon-Roe-Fiskin	109.5
8	12	Steve Brooks	109.0	12	Steve Brooks	121.3	24	Hood-Smith	106.9
9	41	Chris Ward	108.3	24	Hood-Smith	120.0	61	Guillermo Fierro Eleta	106.9
10	16	Richard Kent	106.8	10	Gillett-Smith	119.6	70	Kremer-Kremer	106.7
11	4	Champion-Stretton	104.5	70	Kremer-Kremer	119.6	12	Steve Brooks	106.5
12	24	Hood-Smith	104.5	1	Bryant-Bryant	117.5	1	Bryant-Bryant	104.4
13	23	Harrison-Taft	102.0	22	Karsten Le Blanc	117.3	22	Karsten Le Blanc	103.4
14	61	Guillermo Fierro Eleta	102.0	9	Mestdagh-Thibaut	115.9	4	Champion-Stretton	102.0
15	60	Guy Peeters	100.7	4	Champion-Stretton	115.7	7	Wolfgang Friedrichs	100.9
16	10	Gillett-Smith	100.4	60	Guy Peeters	115.5	60	Guy Peeters	100.6
17	22	Karsten Le Blanc	99.9	7	Wolfgang Friedrichs	115.1	9	Mestdagh-Thibaut	99.3
18	39	Louis Zurstrassen	99.1	18	Ditheridge-Cannell	113.2	18	Ditheridge-Cannell	98.9
19	26	Bernberg-Ugo	98.8	77	Tarek Mahmoud	110.4	77	Tarek Mahmoud	97.7
20	14	Roberto Giordanelli	98.6	26	Bernberg-Ugo	107.2	39	Louis Zurstrassen	95.4
21	251	Lewis-McIntyre	98.6	39	Louis Zurstrassen	106.2	26	Bernberg-Ugo	95.1
22	18	Ditheridge-Cannell	97.1	35	Gregory De Prins	106.0	19	Emmerling-Hooper	94.6
23	68	Marc Gordon	95.8	34	Scholey-Finburgh	105.4	23	Harrison-Taft	93.1
24	34	Scholey-Finburgh	95.6	68	Marc Gordon	104.4	34	Scholey-Finburgh	92.7
25	77	Tarek Mahmoud	92.6	19	Emmerling-Hooper	104.2	35	Gregory De Prins	92.5
26	19	Emmerling-Hooper	91.4	23	Harrison-Taft	102.6	68	Marc Gordon	90.9
27	42	Paul Woolley	0.0	42	Paul Woolley	0.0	42	Paul Woolley	0.0



**Session Start: 10:20:47 - Finish: 10:45:51**  
**Weather/Track Conditions: Cloud / Dry**  
**Circuit: Donington Park National**  
**Track Length: 3.185 Km - 1.9791 miles**

# Donington Historic Festival - 30 Apr - 2 May 2016

## Stirling Moss Trophy for pre-61 sportscars

### Race 14 - Starting Grid

Sheet No:

*Start Time : 14:55 - Heat Duration : 1 Hour*

14		27 <b>68</b> Marc Gordon		
13		25 <b>34</b> Scholey-Finburgh		26 <b>19</b> Emmerling-Hooper
12		23 <b>18</b> Ditheridge-Cannell		24 <b>26</b> Bernberg-Ugo
11		21 <b>39</b> Louis Zurstrassen		22 <b>23</b> Harrison-Taft
10		19 <b>35</b> Gregory De Prins		20 <b>77</b> Tarek Mahmoud
9		17 <b>10</b> Gillett-Smith		18 <b>60</b> Guy Peeters
8		15 <b>24</b> Hood-Smith		16 <b>9</b> Mestdagh-Thibaut
7		13 <b>61</b> Guillermo Fierro Eleta		14 <b>7</b> Wolfgang Friedrichs
6		11 <b>42</b> Paul Woolley		12 <b>22</b> Karsten Le Blanc
5		9 <b>12</b> Steve Brooks		10 <b>4</b> Champion-Stretton
4		7 <b>14</b> Roberto Giordanelli		8 <b>251</b> Lewis-McIntyre
3		5 <b>16</b> Richard Kent		6 <b>70</b> Kremer-Kremer
2		3 <b>41</b> Chris Ward		4 <b>8</b> Wood-Nuthall
1		1 <b>46</b> Verdon-Roe-Fiskin		2 <b>1</b> Bryant-Bryant

Pole Right



These results are provisional until the conclusion of any judicial and technical matters.

*Circuit: Donington Park National  
Track Length: 3.185 Km - 1.9791 miles*

Clerk of the Course:  <div style="text-align: right;">Julian Floyd</div>	Timekeeper:  <div style="text-align: right;">Nick Palmer</div>	Posted at:
--------------------------------------------------------------------------------	----------------------------------------------------------------------	------------

# Donington Historic Festival - 30 Apr - 2 May 2016

## Stirling Moss Trophy for pre-61 sportscars

### Race 14 - Classification

Sheet No:

POS	NO	DRIVER/S	CLASS	CLASS POS	CAR MAKE / MODEL	TIME	LAPS	GAP	DIFF	MPH	BEST	ON
1	41	Chris Ward	SM6	1	Lister-Jaguar Costin	1:00:32.76	35	-- 35 laps		68.64	1:40.048	14
2	16	Richard Kent	SM6	2	Lister Costin Jaguar	1:01:31.43	35	58.669	58.669	67.55	1:40.509	22
3	8	Wood-Nuthall	SM6	3	Lister-Jaguar Knobbly	1:00:46.35	34	-- 34 laps	58.664	66.43	1:42.069	17
4	1	Oliver Bryant	SM5	1	Lotus 15	1:00:50.10	34	3.752	3.752	66.36	1:41.837	34
5	70	Dion Kremer	SM5	2	Lotus 15	1:00:53.59	34	7.241	3.489	66.30	1:41.516	32
6	46	Fisken-Verdon-Roe	SM6	4	Ferrari 246S	1:01:44.09	34	57.737	50.496	65.39	1:42.684	29
7	24	Andrew Smith	SM6	5	Jaguar D-type	1:01:03.16	33	-- 33 laps	1:01.791	64.18	1:44.717	32
8	7	Friedrichs-Hadfield	SM6	6	Aston Martin DBR1	1:01:04.70	33	1.535	1.535	64.15	1:43.024	25
9	251	Lewis-McIntyre	SM6	7	Lister-Chevrolet	1:01:45.66	33	42.500	40.965	63.44	1:45.952	33
10	10	Gillett-Smith	SM5	3	Willment Climax	1:01:13.67	32	-- 32 laps	1:13.959	62.06	1:48.054	30
11	60	Guy Peeters	SM5	4	Lotus 15	1:01:14.39	32	0.723	0.723	62.04	1:46.845	32
12	22	Karsten Le Blanc	SM5	5	Cooper Monaco	1:01:36.74	32	23.077	22.354	61.67	1:50.414	24
13	4	Champion-Stretton	SM4	1	Lotus XI Le Mans	1:00:48.48	31	-- 31 laps	1:03.857	60.53	1:52.136	5
14	35	Gregory De Prins	SM3	1	Rejo MkIV	1:00:49.74	31	1.260	1.260	60.51	1:49.406	31
15	39	Louis Zurstrassen	SM1	1	Elva MkV	1:01:26.31	31	37.825	36.565	59.91	1:52.008	14
16	34	Finburgh-Scholey	SM6	8	Jaguar XK120	1:01:35.91	31	47.432	9.607	59.76	1:48.318	8
17	26	Bernberg-Ugo	SM1	2	Cooper T39 Bobtail	1:02:09.95	31	1:21.472	34.040	59.21	1:53.272	11
18	68	Marc Gordon	SM6	9	Jaguar XK150S	1:02:11.38	31	1:22.902	1.430	59.19	1:53.044	30
19	14	Roberto Giordanelli	SM6	10	Lister Chevrolet Knobbly	1:01:12.95	30	-- 30 laps	55.164	58.19	1:52.133	30
20	19	Emmerling-Hooper	SM1	3	Elva MkV	1:01:51.34	30	38.388	38.388	57.59	1:57.776	3
21	18	Ditheridge-Cannell	SM5	6	Cooper Monaco	1:02:02.14	30	49.182	10.794	57.42	1:51.097	13
22	12	Steve Brooks	SM6	11	Lister Jaguar 'Flat Iron'	1:01:46.19	29	-- 29 laps	1:37.358	55.74	1:42.130	13
23	61	Fierro Eleta-Hart	SM6	12	Maserati T61 Birdcage	42:38.302	22	-- 22 laps	2:13.778	61.27	1:48.442	6
24	77	Tarek Mahmoud	SM5	7	Cooper Monaco	46:32.800	21	-- 21 laps	6:00.704	53.57	1:52.309	5
25	9	Mestdagh-Thibaut	SM5	8	Lotus 15	37:59.829	20	-- 20 laps		62.50	1:44.860	20
26	42	Paul Woolley	SM5	9	Cooper Monaco	11:27.552	6	-- 6 laps --	20.435	62.17	1:52.722	5

#### ----- FASTEST LAP SUMMARY -----

NO	DRIVER/S	CLASS	CAR MAKE / MODEL	FASTEST LAP	ON	MPH
41	Chris Ward	SM6	Lister-Jaguar Costin	1:40.048	14	71.21
70	Dion Kremer	SM5	Lotus 15	1:41.516	32	70.18
35	Gregory De Prins	SM3	Rejo MkIV	1:49.406	31	65.12
39	Louis Zurstrassen	SM1	Elva MkV	1:52.008	14	63.61
4	Champion-Stretton	SM4	Lotus XI Le Mans	1:52.136	5	63.54

Non starter - car 23

Cars 18 & 41 - transponder working intermittently

Session Start: 15:14:00 - Finish: 16:14:33

Weather/Track Conditions: Cloud / Wet

Circuit: Donington Park National

Track Length: 3.185 Km - 1.9791 miles

These results are provisional until the conclusion of any judicial and technical matters.

Clerk of the Course:

Julian Floyd

Timekeeper:

Nick Palmer

Posted at:



# Donington Historic Festival - 30 Apr - 2 May 2016

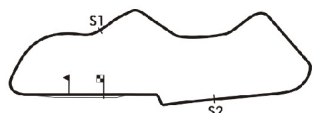
## Stirling Moss Trophy for pre-61 sportscars

### Race 14 - Sector Analysis

1 Oliver Bryant (SM5)									Lotus 15								
lap	Sect-1	Speed	Sect-2	Speed	Sect-3	Speed	TopSpeed	laptime pit	lap	Sect-1	Speed	Sect-2	Speed	Sect-3	Speed	Topspeed	laptime pit
1		79.1	56.481	102.0	18.543	91.6		1:45.202	18	29.169	82.1	57.700		18.015	91.1		1:44.884
2	29.219	81.5	56.185	103.6	18.237	91.7		1:43.641	19	29.404	83.2				89.9		1:44.274
3	29.470	79.6	57.030	104.6	18.101	92.6		1:44.601	20	29.603	78.5						1:49.997
4	29.290	75.5	57.387	102.0	18.420	93.3		1:45.097	21		79.9	In		In	90.5		3:07.735 P
5	29.417	72.0	57.160	105.2	17.982	92.0		1:44.559	22	28.775	86.1				95.0		1:43.720
6	29.066	82.0	56.987	104.1	17.899	90.9		1:43.952	23	28.873	82.3				93.1		1:44.427
7	29.564	81.4	57.445	102.8	18.434	92.4		1:45.443	24	29.128	83.2				92.2		1:44.912
8	29.341	83.7	1:00.177	103.4	17.968	91.2		1:47.486	25	29.289	81.0				93.0		1:44.455
9	29.389	82.0	57.860	106.7	18.397	92.4		1:45.646	26	29.359	80.4				92.4		1:44.721
10	29.730	75.5	59.688	102.6	18.389	92.0		1:47.807	27	29.681	76.6				93.0		1:45.079
11	29.696	81.5	59.705	106.0	19.063	92.5		1:48.464	28	29.489	81.1				91.6		1:44.728
12	29.042	81.2	58.148	101.9	17.869	91.9		1:45.059	29	29.281	82.5				92.6		1:43.507
13	29.231	81.8	58.454	105.4	18.119	93.0		1:45.804	30	29.264	81.1				93.0		1:43.593
14	29.316	83.6	57.713	103.4	17.864	92.6		1:44.893	31	29.974	78.2				94.7		1:44.982
15	28.905	83.5	57.456	104.7	17.649	93.6		1:44.010	32	28.999	85.3	55.623	107.4	17.728	94.2		1:42.350
16	29.243	82.5	57.964	104.2	18.158	94.6		1:45.365	33	29.097	83.4	55.637	106.0	17.345	93.8		1:42.079
17	29.089	82.7	58.605	96.1	18.106	93.0		1:45.800	34	28.724	87.5	55.544	106.2	17.569	95.2		1:41.837

4 Champion-Stretton (SM4)									Lotus XI Le Mans								
lap	Sect-1	Speed	Sect-2	Speed	Sect-3	Speed	TopSpeed	laptime pit	lap	Sect-1	Speed	Sect-2	Speed	Sect-3	Speed	Topspeed	laptime pit
1		67.7	1:03.366	93.6	21.405	85.4		2:00.273	17	32.535	66.9				82.2		1:55.269
2	31.740	75.7	1:02.664	93.6	20.576	87.1		1:54.980	18	33.657	65.3				82.0		1:56.729
3	32.213	71.7	1:02.633	92.2	20.640	87.1		1:55.486	19	32.297	66.3				79.7		1:55.217
4	32.179	70.5	1:02.636	94.4	20.016	86.1		1:54.831	20	32.496	70.8				84.8		1:56.132
5	32.089	72.2	1:00.087	95.9	19.960	87.2		1:52.136	21	32.170	70.3				78.9		1:57.661
6	31.623	76.8	1:01.822	91.1	19.853	87.6		1:53.298	22	31.981	70.9				84.2		1:54.818
7	31.249	75.6	1:01.548	95.1	20.069	85.6		1:52.866	23	33.019	70.8				83.6		1:53.492
8	31.589	76.2	1:02.950	89.8	21.116	84.2		1:55.655	24	31.782	69.0				84.2		1:52.294
9	31.522	78.1	1:02.104	94.6	19.825	85.0		1:53.451	25	32.336	65.0				85.9		1:53.497
10	32.459	76.6	1:01.206	94.4	20.416	82.1		1:54.081	26	31.862	68.3				82.1		1:55.231
11	32.297	73.9	1:02.378	93.5	21.144	84.1		1:55.819	27	32.180	70.2				86.0		1:52.660
12	31.529	75.2	1:02.697	93.1	19.711	84.8		1:53.937	28	32.672	68.6				83.5		1:54.108
13	32.138	73.4	1:04.031	90.5	20.275	84.7		1:56.444	29	32.184	69.3	1:01.377	90.9	19.486	86.3		1:53.047
14	31.927	75.9	1:01.737	93.3				1:58.259	30	31.406	71.4	1:01.386	91.6	20.045	84.2		1:52.837
15	Out	63.2	1:05.476	81.5	20.734	85.9		3:18.911 P	31	31.657	73.7	1:02.954	93.1	19.737	84.0		1:54.348
16	32.931	62.6	1:04.190		23.597	83.3		2:00.718	32								

7 Friedrichs-Hadfield (SM6)									Aston Martin DBR1								
lap	Sect-1	Speed	Sect-2	Speed	Sect-3	Speed	TopSpeed	laptime pit	lap	Sect-1	Speed	Sect-2	Speed	Sect-3	Speed	Topspeed	laptime pit
1		68.8	1:02.858	89.7	21.271	87.2		2:04.130	18	29.023	82.8				92.4		1:44.163
2	36.741	66.5	1:02.593	91.4	20.396	87.2		1:59.730	19	29.287	83.7				93.1		1:45.238
3	32.555	70.8	1:01.605	89.4	20.521	87.8		1:54.681	20	30.109	71.1				93.4		1:46.096
4	31.643	70.1	1:01.249	94.7	19.931	87.6		1:52.823	21	28.970	82.0				93.0		1:44.620
5	31.564	72.1	1:01.206	94.0	19.850	85.7		1:52.620	22	28.547	85.8				92.5		1:44.735
6	31.964	70.2	1:03.948	89.3	20.757	86.3		1:56.669	23	29.011	85.8				91.4		1:43.790
7	31.908	73.0	1:02.979	95.0	20.351	87.4		1:55.238	24	28.851	83.0				91.6		1:43.608
8	32.361	70.3	1:03.129	87.6	21.160	84.1		1:56.650	25	29.036	85.6				91.5		1:43.024
9	31.831	70.0	1:03.855	86.1	21.780	84.0		1:57.466	26	29.190	81.1				91.2		1:44.775
10	33.530	68.1	1:06.286	89.3	20.256	84.3		2:00.072	27	28.793	82.6				92.0		1:43.934
11	32.230	69.4	1:02.783	92.9				1:57.973	28	28.897	78.9				93.3		1:44.847
12		78.6	58.760	98.9	18.589	89.3		3:06.978 P	29	28.770	88.3				91.7		1:43.896
13	29.126	81.6	57.230	103.6	18.267	90.4		1:44.623	30	28.670	84.9				92.0		1:43.505
14	28.875	86.3	57.011	103.3	17.952	92.2		1:43.838	31	29.080	83.1	57.475	107.0	18.337	93.5		1:44.892
15	28.593	86.4	56.917	103.9	17.837	91.7		1:43.347	32	28.386	86.2	56.982	104.9	18.440	91.5		1:43.808
16	28.813	87.0	58.241		17.797	92.2		1:44.851	33	29.444	83.2	56.997	107.0	17.539	92.1		1:43.980
17	29.158	81.1				91.9		1:44.100	34								



Session Start: 15:14:00 - Finish: 16:14:33

Weather/Track Conditions: Cloud / Wet

Circuit: Donington Park National

Track Length: 3.185 Km - 1.9791 miles



# Donington Historic Festival - 30 Apr - 2 May 2016

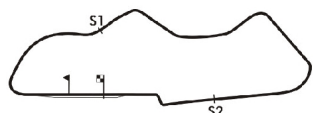
## Stirling Moss Trophy for pre-61 sportscars

### Race 14 - Sector Analysis

8 Wood-Nuthall (SM6)									Lister-Jaguar Knobbly								
lap	Sect-1	Speed	Sect-2	Speed	Sect-3	Speed	TopSpeed	laptime pit	lap	Sect-1	Speed	Sect-2	Speed	Sect-3	Speed	Topspeed	laptime pit
1		76.6	57.471	105.0	18.384	93.8		1:46.447	18	28.111	82.5	55.799					1:47.104
2	29.199	79.7	56.378	102.5	18.657	95.5	1:44.234		19	Out	79.3	In		In	94.2		3:04.852 P
3	29.429	79.6	56.828	99.6	18.500	95.8	1:44.757		20	29.233	74.8				92.0		1:45.696
4	28.658	81.5	56.439	102.0	18.720	93.5	1:43.817		21	29.584	81.0				91.5		1:45.730
5	29.323	77.5	57.003	104.9	18.307	93.6	1:44.633		22	29.476	79.3				92.0		1:46.220
6	28.959	79.2	56.760	104.9	18.285	92.1	1:44.004		23	29.787	82.7				91.9		1:46.340
7	29.150	81.4	57.095	104.2	18.929	93.8	1:45.174		24	29.420	81.9				92.9		1:45.422
8	29.183	77.8	1:00.276	105.2	18.218	94.7	1:47.677		25	29.287	80.8				92.6		1:45.347
9	29.322	80.4	57.171	107.6	17.957	93.3	1:44.450		26	29.744	79.8				92.4		1:45.734
10	29.289	79.0	59.781	108.1	18.110	94.3	1:47.180		27	29.998	77.5				94.6		1:46.233
11	28.094	81.1	57.347	106.2	18.058	92.6	1:43.499		28	29.378	77.3				92.9		1:45.834
12	28.967	83.2	56.841	101.7	18.453	95.1	1:44.261		29	29.451	80.9				94.0		1:45.453
13	28.309	81.1	56.361	103.3	18.410	95.2	1:43.080		30	29.072	80.1				95.0		1:45.232
14	29.174	81.6	55.817	107.0	18.001	93.4	1:42.992		31	28.773	80.5				95.1		1:43.473
15	28.295	85.8	57.015	106.2	18.023	93.1	1:43.333		32	28.989	81.1	57.312	105.7	17.944	95.4		1:44.245
16	28.805	82.6	56.156	105.2	18.280	93.5	1:43.241		33	29.019	80.8	56.169	101.6	18.404	94.7		1:43.592
17	28.528	86.5	55.520	104.9	18.021	93.6	1:42.069		34	29.933	77.7	56.694	103.3	18.375	94.2		1:45.002

9 Mestdagh-Thibaut (SM5)									Lotus 15								
lap	Sect-1	Speed	Sect-2	Speed	Sect-3	Speed	TopSpeed	laptime pit	lap	Sect-1	Speed	Sect-2	Speed	Sect-3	Speed	Topspeed	laptime pit
1		68.1	1:01.699	97.7	20.320	93.1		2:00.274	11	30.663	75.0	59.111	100.8	18.448	92.4		1:48.222
2	31.059	68.7	1:00.928	102.5	20.016	90.6	1:52.003		12	30.495	73.8	1:02.229	103.1	18.563	89.2		1:51.287
3	30.382	74.0	59.579	99.6	19.177	92.4	1:49.138		13	30.515	73.0	59.879	98.7	18.772	90.4		1:49.166
4	30.532	75.4	59.528	101.4	18.752	92.5	1:48.812		14	30.912	74.6	59.250	99.9	18.591	89.9		1:48.753
5	29.349	73.8	59.437	101.6	19.083	91.4	1:47.869		15	29.952	74.2	59.598	101.3	18.402	91.0		1:47.952
6	30.042	76.3	59.479	103.9	19.500	91.9	1:49.021		16	30.451	74.9	1:00.078	101.6				1:53.621
7	31.195	73.4	59.113	100.5	19.064	91.6	1:49.372		17		72.7	In		In	90.7		3:13.944 P
8	30.337	74.2	1:00.517	98.9	18.911	92.2	1:49.765		18	29.736	77.4				90.3		1:48.522
9	29.950	74.4	1:00.072	101.9	19.245	91.4	1:49.267		19	30.967	70.1				91.1		1:48.725
10	30.322	75.9	59.974	100.0	18.960	89.8	1:49.256		20	29.099	79.1				89.4		1:44.860

10 Gillett-Smith (SM5)									Willment Climax								
lap	Sect-1	Speed	Sect-2	Speed	Sect-3	Speed	TopSpeed	laptime pit	lap	Sect-1	Speed	Sect-2	Speed	Sect-3	Speed	Topspeed	laptime pit
1		67.3	1:02.254	88.0	20.199	89.8		2:02.919	17	30.847	72.3	1:00.946					1:57.376
2	31.501	65.8	1:01.394	94.4	20.704	91.6	1:53.599		18		63.7	In		In	89.4		3:41.927 P
3	31.411	71.4	1:01.797	97.7	19.937	92.5	1:53.145		19	32.234	76.4				85.4		1:52.228
4	30.860	71.1	59.701	96.6	19.405	92.6	1:49.966		20	31.368	72.4				86.8		1:51.018
5	30.541	72.9	59.970	97.6	18.962	93.3	1:49.473		21	31.651	73.3				91.1		1:51.262
6	30.394	71.3	59.495	97.6	18.778	91.0	1:48.667		22	32.494	74.5				86.5		1:52.376
7	30.754	72.5	59.412	98.7	19.066	90.3	1:49.232		23	30.848	74.8				87.3		1:50.309
8	30.949	71.1	1:00.340	98.2	18.795	93.1	1:50.084		24	31.444	74.4				84.1		1:51.461
9	30.549	72.7	1:00.104	97.7	19.287	88.8	1:49.940		25	31.762	72.5				85.3		1:51.730
10	31.074	73.1	1:00.186	96.1	19.224	87.9	1:50.484		26	31.540	67.1				86.1		1:51.762
11	30.698	70.6	1:00.314	97.3	19.904	88.5	1:50.916		27	31.088	74.0				84.2		1:51.407
12	30.910	72.7	1:01.203	97.4	18.862	91.2	1:50.975		28	30.700	75.9				83.0		1:50.192
13	30.956	73.0	1:00.658	93.1	19.590	89.3	1:51.204		29	30.319	78.3				83.9		1:51.833
14	30.961	71.8	1:01.454	97.4	20.603	89.7	1:53.018		30	31.159	76.2	58.158	106.4	18.737	88.5		1:48.054
15	30.874	70.9	1:00.178	96.3	19.218	91.0	1:50.270		31	30.055	79.9	59.406	104.2	18.619	89.7		1:48.080
16	30.406	77.3	1:00.340	96.3	19.188	89.8	1:49.934		32	30.696	76.8	59.276	104.2	18.859	89.8		1:48.831



Session Start: 15:14:00 - Finish: 16:14:33

Weather/Track Conditions: Cloud / Wet

Circuit: Donington Park National

Track Length: 3.185 Km - 1.9791 miles

# Donington Historic Festival - 30 Apr - 2 May 2016

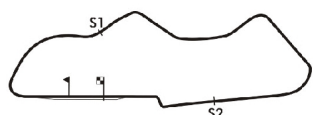
## Stirling Moss Trophy for pre-61 sportscars

### Race 14 - Sector Analysis

12 Steve Brooks (SM6)									Lister Jaguar 'Flat Iron'								
lap	Sect-1	Speed	Sect-2	Speed	Sect-3	Speed	TopSpeed	laptime pit	lap	Sect-1	Speed	Sect-2	Speed	Sect-3	Speed	Topspeed	laptime pit
1		76.7	58.583	103.1	18.459	93.0		1:50.887	16	32.273	84.4	56.946	105.9	18.106	94.6		1:47.325
2	29.910	82.8	56.841	110.7	19.066	94.4		1:45.817	17	28.836	79.4	57.031	99.9	18.045	91.9		1:43.912
3	29.322	83.7	56.633	104.7	18.634	93.0		1:44.589	18	29.360	82.5	56.843					1:50.793
4	29.623	85.2	57.095	104.7	18.529	94.4		1:45.247	19	Out	81.7	In		In	93.9		3:06.833 P
5	29.069	84.0	57.262	104.2	18.542	96.5		1:44.873	20	30.003	78.8				94.8		1:45.500
6	29.017	88.1	57.853	104.6	18.170	95.2		1:45.040	21	28.934	81.2				94.0		1:56.930
7	28.903	87.6	56.733	107.0	17.922	95.8		1:43.558	22	29.384	77.3				94.0		1:44.788
8	28.948	88.7	56.980	102.8	18.716	94.8		1:44.644	23	28.528	83.3				95.6		1:44.463
9	28.382	88.2	57.337	107.4	17.950	94.7		1:43.669	24	39.352	78.3				94.7		1:54.669
10	28.855	75.4	58.842	98.2	19.743	96.1		1:47.440	25	28.790	83.9				94.3		1:45.281
11	28.282	81.9	58.914	107.6	19.637	92.9		1:46.833	26	30.009	78.3	9:54.398	96.2	19.018	91.7		10:43.425
12	29.140	86.4	1:08.369	96.6	18.223	95.5		1:55.732	27	30.861	78.2	58.027	109.5	17.440	97.0		1:46.328
13	28.243	85.8	55.469	107.7	18.418	96.1		1:42.130	28	28.945	77.8	57.482	110.7	17.974	96.1		1:44.401
14	29.005	79.6	57.537	105.7	17.989	96.6		1:44.531	29	28.860	81.6	56.527	110.0	17.719	97.9		1:43.106
15	28.735	82.3	56.652	105.5	18.066	93.3		1:43.453	30								

14 Roberto Giordanelli (SM6)									Lister Chevrolet Knobbly								
lap	Sect-1	Speed	Sect-2	Speed	Sect-3	Speed	TopSpeed	laptime pit	lap	Sect-1	Speed	Sect-2	Speed	Sect-3	Speed	Topspeed	laptime pit
1		65.6	1:02.923	92.1	20.876	86.4		1:58.771	16	33.833	67.7	1:03.327	87.0				2:02.499
2	31.590	68.1	1:00.885	96.7	22.016	83.9		1:54.491	17		72.3	In		In	80.1		3:15.672 P
3	33.270	65.9	1:02.203	88.7	21.319	82.0		1:56.792	18	33.236	71.1				84.1		1:57.034
4	32.326	69.2	1:01.688	92.2	20.533	86.2		1:54.547	19	32.836	68.6				82.0		1:57.848
5	34.034	66.5	1:02.335	92.6	21.035	79.1		1:57.404	20	32.062	73.7				86.3		1:54.989
6	33.267	67.7	1:02.037	91.2	20.919	85.2		1:56.223	21	31.403	72.7				81.8		1:54.258
7	32.309	67.7	1:02.244	96.6	22.212	84.7		1:56.765	22	31.813	75.3				83.1		1:54.277
8	32.595	68.1	1:02.625	83.5	20.881	85.8		1:56.101	23	31.852	74.3				85.2		1:55.252
9	32.344	66.2	1:03.753	93.4	21.131	82.5		1:57.228	24	2:29.674	71.3				89.4		3:51.114
10	32.888	67.5	1:03.808	92.9	20.937	84.1		1:57.633	25	31.639	71.5				83.6		1:53.684
11	32.919	67.5	1:02.943	90.3	20.848	82.9		1:56.710	26	31.931	71.8				84.7		1:54.365
12	33.504	68.1	1:02.985	89.8	20.795	86.7		1:57.284	27	32.223	72.4				86.2		1:54.598
13	32.276	69.5	1:02.567	95.9	20.493	84.5		1:55.336	28	31.220	74.4	1:02.048	91.1	20.252	81.6		1:53.520
14	32.345	69.2	1:02.755	95.4	20.363	82.2		1:55.463	29	31.827	70.1	1:01.840	91.0	20.573	83.7		1:54.240
15	32.655	69.1	1:03.240	87.7	20.833	79.7		1:56.728	30	31.544	72.3	1:01.027	95.8	19.562	89.8		1:52.133

16 Richard Kent (SM6)									Lister Costin Jaguar								
lap	Sect-1	Speed	Sect-2	Speed	Sect-3	Speed	TopSpeed	laptime pit	lap	Sect-1	Speed	Sect-2	Speed	Sect-3	Speed	Topspeed	laptime pit
1		71.6	58.589	107.7	17.980	100.3		1:48.443	19	28.941	78.6				95.8		1:44.223
2	28.450	79.2	56.540	100.2	18.652	100.2		1:43.642	20	28.148	80.9				97.3		1:42.502
3	28.277	84.1	56.051	107.6	17.643	99.5		1:41.971	21	27.714	82.2				97.7		1:41.117
4	28.882	80.7	56.036	106.5	17.854	97.3		1:42.772	22	27.655	85.9				97.6		1:40.509
5	28.130	79.8	56.198	109.0	17.567	98.4		1:41.895	23	27.783	76.6				97.2		1:42.354
6	28.292	81.1	56.066	106.5	17.904	98.3		1:42.262	24	28.146	87.3				94.6		1:43.971
7	28.219	81.1	57.047	109.1	18.742	99.2		1:44.008	25	27.787	86.0				98.3		1:41.922
8	28.171	80.3	56.495	109.0	17.828	97.4		1:42.494	26	27.882	86.6				97.3		1:40.991
9	29.160	84.5	56.285	106.0	19.094	97.4		1:44.539	27	28.050	83.5				96.7		1:42.132
10	28.474	82.2	56.990	106.7	18.146	98.0		1:43.610	28	28.183	82.5				99.0		1:42.057
11	28.578	83.0	57.233	108.6	18.045	97.3		1:43.856	29	28.991	71.1				96.5		1:44.751
12	28.200	82.2	56.594	107.6	18.422	96.7		1:43.216	30	28.261	82.9				93.9		1:43.021
13	28.883	83.4	56.581	107.2	18.376	96.5		1:43.840	31	28.287	82.7				97.4		1:41.969
14	28.100	83.4	55.985	109.1	18.092	97.6		1:42.177	32	27.828	87.7	56.390	108.1	18.076	96.7		1:42.294
15	28.091	82.5	56.271	107.6	18.036	98.4		1:42.398	33	28.280	80.0	56.202	105.9	17.914	94.4		1:42.396
16	27.991	84.1	55.793	111.3	18.192	96.2		1:41.976	34	28.370	83.5	56.678	105.2	18.023	94.3		1:43.071
17	28.474	84.5	56.346	109.3				1:46.898	35	28.604	80.6	57.064	108.3	18.070	93.1		1:43.738
18		80.8	In		In	96.3		3:08.416 P	36								



**Session Start: 15:14:00 - Finish: 16:14:33**  
**Weather/Track Conditions: Cloud / Wet**  
**Circuit: Donington Park National**  
**Track Length: 3.185 Km - 1.9791 miles**

# Donington Historic Festival - 30 Apr - 2 May 2016

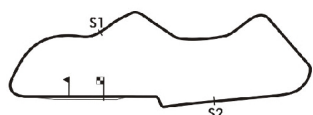
## Stirling Moss Trophy for pre-61 sportscars

### Race 14 - Sector Analysis

18 Ditheridge-Cannell (SM5)									Cooper Monaco								
lap	Sect-1	Speed	Sect-2	Speed	Sect-3	Speed	TopSpeed	laptime pit	lap	Sect-1	Speed	Sect-2	Speed	Sect-3	Speed	Topspeed	laptime pit
1		61.6	1:05.740	84.3	21.021	88.1		2:11.548	16	31.853	73.0	1:03.503	88.0				2:00.094
2	32.357	66.2	1:03.947	93.5	20.890	85.9		1:57.194	17	Out	70.0	In		In	80.9		3:27.402 P
3	32.948	62.7	1:02.866	93.8	21.053	89.5		1:56.867	18								1:56.628
4	33.196	66.5	1:02.879	88.5	20.747	84.2		1:56.822	19								2:02.912
5	32.448	68.3	1:01.594	99.2	19.930	86.8		1:53.972	20	Out		In		In			4:18.294 P
6	32.353	75.2	1:01.857	98.3	22.672	80.5		1:56.882	21								1:56.296
7	32.108	76.1	1:01.743	100.2	19.180	88.6		1:53.031	22								1:58.975
8	32.741	62.4	1:02.389	94.7	19.795	87.8		1:54.925	23								1:57.725
9	32.172	72.1	1:02.321	102.3	19.361	88.8		1:53.854	24								1:58.229
10	32.362	77.0	1:01.751	99.9	19.231	88.6		1:53.344	25								1:54.885
11	31.490	71.7	1:02.523	95.8	20.590	88.9		1:54.603	26								1:55.703
12	32.021	77.3	1:02.772	91.7	19.341	90.3		1:54.134	27					21.086			1:56.250
13	30.908	72.4	1:01.243	94.6	18.946	92.1		1:51.097	28				94.8	20.521			1:55.905
14	31.214	78.6	1:02.425	95.4	19.711	84.9		1:53.350	29				94.4	20.342			1:55.167
15	31.483	80.0	1:01.101	91.6	20.167	81.6		1:52.751	30				94.6	20.251			1:53.302

19 Emmerling-Hooper (SM1)									Elva MkV								
lap	Sect-1	Speed	Sect-2	Speed	Sect-3	Speed	TopSpeed	laptime pit	lap	Sect-1	Speed	Sect-2	Speed	Sect-3	Speed	Topspeed	laptime pit
1		62.3	1:05.676	87.2	21.938	86.4		2:12.944	16	33.616	67.5	1:05.581		24.137	78.2		2:03.334
2	33.222	65.3	1:03.655	85.9	21.179	85.8		1:58.056	17	33.650	66.3						2:04.768
3	32.705	67.4	1:03.673	88.0	21.398	84.8		1:57.776	18	Out	61.2	In		In	81.3		3:34.521 P
4	34.053	71.1	1:03.325	88.2	21.324	84.5		1:58.702	19	35.155	69.0				82.2		2:05.772
5	33.345	69.7	1:04.175	88.4	21.091	80.7		1:58.611	20	34.102	68.2				84.7		2:01.378
6	33.546	79.6	1:04.246	88.1	21.928	81.6		1:59.720	21	33.289	65.5				84.9		1:59.017
7	33.349	69.2	1:04.881	89.5	21.274	83.7		1:59.504	22	33.136	69.7				81.9		2:00.240
8	32.951	72.4	1:04.219	85.0	21.971	82.4		1:59.141	23	33.650	68.3				83.9		2:01.717
9	33.916	70.5	1:05.678	87.7	21.564	81.5		2:01.158	24	33.591	71.3				86.1		1:59.712
10	33.616	68.1	1:06.462	83.7	21.761	81.3		2:01.839	25	33.089	70.6				84.1		1:59.040
11	33.650	72.1	1:05.319	88.0	21.402	83.2		2:00.371	26	33.380	70.7				84.2		2:00.132
12	32.718	69.4	1:04.962	87.3	21.742	84.9		1:59.422	27	32.920	72.3				85.3		1:57.813
13	32.745	69.4	1:06.121	84.4	21.668	84.9		2:00.534	28	32.299	69.1	1:05.192	82.7	20.968	84.0		1:58.459
14	32.817	71.1	1:05.010	89.5	21.358	76.7		1:59.185	29	33.335	72.0	1:04.985	91.0	20.565	85.1		1:58.885
15	34.715	66.9	1:05.757	87.9	21.336	79.3		2:01.808	30	33.263	70.7	1:04.494	91.2	20.031	85.9		1:57.788

22 Karsten Le Blanc (SM5)									Cooper Monaco								
lap	Sect-1	Speed	Sect-2	Speed	Sect-3	Speed	TopSpeed	laptime pit	lap	Sect-1	Speed	Sect-2	Speed	Sect-3	Speed	Topspeed	laptime pit
1		63.4	1:02.996	91.0	22.212	87.6		2:01.603	17	31.473	74.6	1:00.504		20.815	82.7		1:52.792
2	31.790	69.6	1:01.767	90.4	21.497	89.3		1:55.054	18	31.525	74.9						1:54.585
3	32.246	70.5	1:02.931	91.6	20.122	89.4		1:55.299	19	Out	77.3	In		In	84.1		3:13.124 P
4	31.506	69.5	1:01.488	94.4	20.066	89.1		1:53.060	20	31.485	76.9				86.2		1:50.807
5	31.809	72.9	59.713	97.6	19.596	88.5		1:51.118	21	32.448	73.4				83.2		1:55.801
6	31.413	73.0	1:00.748	95.2	19.879	86.0		1:52.040	22	31.940	75.6				84.0		1:52.807
7	31.672	73.7	1:01.267	95.4	20.499	88.0		1:53.438	23	31.267	76.8				82.3		1:51.382
8	31.736	76.0	1:00.971	92.9	19.627	84.5		1:52.334	24	31.051	77.2				84.5		1:50.414
9	31.031	79.3	1:00.946	94.4	19.682	86.3		1:51.659	25	32.097	64.2				87.4		1:54.934
10	31.183	76.9	1:01.144	93.8	19.761	84.5		1:52.088	26	31.411	83.3				85.4		1:52.279
11	31.506	74.7	1:02.051	93.9	19.752	86.1		1:53.309	27	31.701	73.8				84.8		1:52.019
12	31.260	75.6	1:01.292	92.4	19.730	84.6		1:52.282	28	31.628	77.0				82.8		1:52.805
13	31.803	73.6	1:01.338	108.8	19.928	86.1		1:53.069	29	31.383	72.5				82.9		1:51.085
14	31.651	72.5	1:02.418	92.6	20.346	85.9		1:54.415	30	31.353	74.9	1:00.520	95.0	19.352	82.0		1:51.225
15	31.789	77.3	1:02.595	94.3	19.838	86.8		1:54.222	31	31.471	73.4	1:00.845	92.1	19.782	81.1		1:52.098
16	31.370	75.6	1:00.721	95.0	19.390	85.3		1:51.481	32	32.106	72.8	1:00.701	97.0	19.314	84.2		1:52.121



**Session Start: 15:14:00 - Finish: 16:14:33**  
**Weather/Track Conditions: Cloud / Wet**  
**Circuit: Donington Park National**  
**Track Length: 3.185 Km - 1.9791 miles**

# Donington Historic Festival - 30 Apr - 2 May 2016

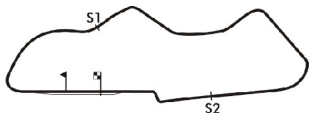
## Stirling Moss Trophy for pre-61 sportscars

### Race 14 - Sector Analysis

24 Andrew Smith (SM6)									Jaguar D-type								
lap	Sect-1	Speed	Sect-2	Speed	Sect-3	Speed	TopSpeed	laptime pit	lap	Sect-1	Speed	Sect-2	Speed	Sect-3	Speed	Topspeed	laptime pit
1		69.4	1:02.167	91.1	22.108	88.7		2:01.885	18	29.499	79.9			89.3		1:46.652	
2	30.828	73.8	1:00.549	94.4	19.991	90.4		1:51.368	19	30.312	73.6			90.9		1:48.471	
3	30.305	75.6	59.442	94.0	18.861	92.1		1:48.608	20	29.936	79.3			89.2		1:47.996	
4	30.505	72.9	59.399	98.7	18.810	92.0		1:48.714	21	29.708	81.7			87.3		1:47.067	
5	29.743	77.7	59.027	99.2	18.990	93.1		1:47.760	22	29.958	83.3			87.8		1:47.118	
6	30.122	76.5	59.855	101.3	18.852	94.2		1:48.829	23	29.804	79.3			89.5		1:47.451	
7	29.991	79.8	59.091	96.6	19.000	92.7		1:48.082	24	29.778	79.9			87.0		1:47.398	
8	30.464	76.9	1:00.318	101.4	18.712	92.1		1:49.494	25	30.436	72.5			86.2		1:47.981	
9	30.320	78.1	1:00.021	102.2	18.393	93.5		1:48.734	26	30.289	67.0			93.1		1:50.204	
10	29.976	78.7	1:00.464	101.7	18.624	91.7		1:49.064	27	29.851	73.4			90.3		1:49.065	
11	30.116	79.4	1:00.079	101.7	18.529	92.5		1:48.724	28	29.907	79.5			87.7		1:47.857	
12	30.438	68.1	1:02.607	102.2	18.751	91.0		1:51.796	29	30.349	74.1			89.4		1:49.265	
13	29.525	81.7	58.177	103.1				1:49.241	30	31.097	74.4			89.7		1:48.027	
14		81.1	59.094	101.1	18.447	89.7		3:07.157 P	31	29.691	77.2	58.443	102.5	18.180	90.0	1:46.314	
15	29.914	82.0	1:00.035	100.9	18.509	91.5		1:48.458	32	29.109	81.5	57.108	105.7	18.500	90.9	1:44.717	
16	29.491	79.2	58.265	101.7	18.228	91.6		1:45.984	33	29.362	83.6	57.913	106.4	18.388	84.6	1:45.663	
17	29.619	79.0				90.5		1:48.021	34								

26 Bernberg-Ugo (SM1)									Cooper T39 Bobtail								
lap	Sect-1	Speed	Sect-2	Speed	Sect-3	Speed	TopSpeed	laptime pit	lap	Sect-1	Speed	Sect-2	Speed	Sect-3	Speed	Topspeed	laptime pit
1		61.9	1:03.331	80.4	21.505	78.8		2:08.613	17	33.072	71.2			78.8		2:04.039	
2	33.440	65.8	1:03.033	82.9	21.361	81.2		1:57.834	18	33.450	68.1			85.0		1:59.552	
3	32.353	71.7	1:02.271	83.3	21.180	81.9		1:55.804	19	33.150	67.9			85.1		1:59.979	
4	32.430	74.0	1:01.126	87.8	21.048	79.1		1:54.604	20	32.818	69.4			86.5		2:00.366	
5	33.091	68.4	1:01.960	85.8	21.063	82.6		1:56.114	21	32.983	68.8			86.9		1:59.051	
6	32.862	71.9	1:01.310	89.7	20.881	79.9		1:55.053	22	33.305	67.3			86.2		1:59.428	
7	33.417	70.0	1:02.146	90.1	20.553	82.2		1:56.116	23	33.928	66.0			87.8		2:01.576	
8	34.697	60.2	1:03.536	83.6	21.302	83.1		1:59.535	24	33.862	63.1			86.4		2:00.699	
9	32.911	68.6	1:03.296	87.3	20.072	83.3		1:56.279	25	33.603	66.5			87.7		1:58.626	
10	31.440	75.2	1:01.595	90.3	21.445	81.3		1:54.480	26	32.139	70.7			88.7		1:55.359	
11	31.871	72.9	1:01.190	87.7	20.211	81.7		1:53.272	27	31.994	70.0			87.6		1:55.068	
12	32.365	72.7	1:02.593	89.2	20.580	81.6		1:55.538	28	32.463	71.4	1:03.115	101.3	20.428	87.3	1:56.006	
13	32.238	75.7	1:01.328	88.0	20.612	83.0		1:54.178	29	32.543	71.4	1:02.903	94.7	20.366	87.8	1:55.812	
14	32.094	72.3	1:01.951	91.9	20.353	81.0		1:54.398	30	33.236	68.4	1:04.013	95.0	20.591	88.2	1:57.840	
15	32.959	72.0	1:02.664	86.5				1:59.131	31	32.903	69.3	1:01.543	97.7	19.677	89.8	1:54.123	
16	Out	68.2	In		In	83.3		3:21.484 P	32								

34 Finburgh-Scholey (SM6)									Jaguar XK120								
lap	Sect-1	Speed	Sect-2	Speed	Sect-3	Speed	TopSpeed	laptime pit	lap	Sect-1	Speed	Sect-2	Speed	Sect-3	Speed	Topspeed	laptime pit
1		65.1	1:03.879	91.5	20.141	87.1		2:09.626	17	30.649	78.5	1:02.096		19.132	86.5		1:51.877
2	32.742	66.3	1:02.512	82.9	20.227	88.0		1:55.481	18	32.252	78.1			84.9		1:51.675	
3	31.673	69.9	1:01.024	96.2	19.600	85.4		1:52.297	19	30.640	77.5			85.3		1:48.677	
4	30.559	73.8	1:00.662	98.0	20.200	86.2		1:51.421	20	31.088	73.8			84.8		1:51.399	
5	30.363	73.7	1:01.034	98.3	18.857	86.1		1:50.254	21	31.489	71.1					1:56.635	
6	30.719	78.9	1:00.586	97.4	19.274	86.8		1:50.579	22	Out	62.6	In		In	78.5		3:27.842 P
7	30.593	76.0	1:00.988	97.6	19.785	84.7		1:51.366	23	34.294	68.0			78.8		2:05.776	
8	30.379	76.4	59.023	97.3	18.916	87.1		1:48.318	24	34.515	67.9			82.2		2:03.372	
9	30.814	76.4	1:00.556	95.0	19.442	85.7		1:50.812	25	34.733	65.8			72.9		2:05.553	
10	31.344	75.3	59.474	95.1	19.235	86.0		1:50.053	26	35.178	67.2			77.3		2:06.941	
11	30.933	74.3	1:00.129	93.1	19.935	84.3		1:50.997	27	35.751	65.5			77.1		2:06.592	
12	31.662	78.3	59.943	95.4	19.097	85.2		1:50.702	28	36.218	62.4			78.7		2:07.161	
13	30.510	76.2	59.702	97.0	19.409	83.3		1:49.621	29	34.870	68.6	1:07.796	78.8	23.049	78.0	2:05.715	
14	30.736	74.8	1:00.308	96.2	18.793	86.7		1:49.837	30	35.445	64.9	1:07.645	76.3	23.070	75.4	2:06.160	
15	30.192	76.1	1:02.335	95.0	19.034	86.2		1:51.561	31	35.141	66.2	1:06.561	81.2	23.108	74.6	2:04.810	
16	30.349	81.0	1:03.115	84.8	19.343	85.0		1:52.807	32								



Session Start: 15:14:00 - Finish: 16:14:33

Weather/Track Conditions: Cloud / Wet

Circuit: Donington Park National

Track Length: 3.185 Km - 1.9791 miles

# Donington Historic Festival - 30 Apr - 2 May 2016

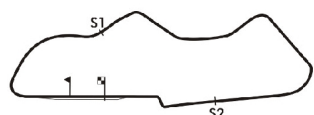
## Stirling Moss Trophy for pre-61 sportscars

### Race 14 - Sector Analysis

35 Gregory De Prins (SM3)									Rejo MkIV								
lap	Sect-1	Speed	Sect-2	Speed	Sect-3	Speed	TopSpeed	laptime pit	lap	Sect-1	Speed	Sect-2	Speed	Sect-3	Speed	Topspeed	laptime pit
1		68.0	1:02.496	93.1	20.912	83.0		2:04.584	17	30.662	80.4			81.6			1:58.645
2	57.208	64.8	1:00.732	89.4	20.153	84.9		2:18.093	18	32.028	72.4			82.7			1:54.936
3	31.167	74.6	1:00.732	91.7	19.650	84.8		1:51.549	19	31.659	73.6			78.1			2:00.029
4	30.674	77.6	1:01.220	94.3	19.981	83.2		1:51.875	20	31.565	74.9			84.9			1:51.303
5	31.415	75.3	1:01.333	92.2	20.344	84.1		1:53.092	21	30.519	79.6			83.0			1:51.219
6	31.368	74.4	1:19.435	88.8	19.612	84.0		2:10.415	22	31.195	75.8			82.6			1:51.076
7	31.026	79.5	1:04.095	92.9	20.798	83.3		1:55.919	23	30.793	78.9			83.5			1:51.111
8	31.586	76.1	1:01.064	92.7	19.930	83.7		1:52.580	24	31.098	76.4			80.8			1:51.455
9	31.275	76.5	1:02.128	90.7	19.829	84.5		1:53.232	25	31.227	76.9			83.6			1:51.400
10	31.168	78.3	1:01.717	92.2	19.788	83.0		1:52.673	26	31.197	73.6			84.6			1:52.508
11	31.705	75.4	1:01.627	90.6	19.977	84.8		1:53.309	27	31.570	75.6			86.1			1:51.476
12	31.457	75.1	1:02.067	88.4				1:56.171	28	30.495	78.4			84.6			1:50.203
13	Out	72.1	1:01.602	95.4	19.868	83.9		3:10.436 P	29	47.774	72.4	1:01.293	91.4	19.312			2:08.379
14	31.557	71.9	1:00.988	95.4	19.671	84.7		1:52.216	30	30.949	80.1	1:00.027	93.4	19.236			1:50.212
15	31.468	76.7	1:01.480	95.4	19.590	84.8		1:52.538	31	30.698	76.6	59.555	93.8	19.153			1:49.406
16	31.086	76.7				82.9		1:57.705	32								

39 Louis Zurstrassen (SM1)									Elva MkV								
lap	Sect-1	Speed	Sect-2	Speed	Sect-3	Speed	TopSpeed	laptime pit	lap	Sect-1	Speed	Sect-2	Speed	Sect-3	Speed	Topspeed	laptime pit
1		63.4	1:04.980	84.9	21.259	86.2		2:09.427	17	31.826	68.9			85.8			1:54.274
2	33.870	63.0	1:04.180	93.5	19.979	87.3		1:58.029	18	32.109	74.5			87.8			1:54.646
3	32.992	65.8	1:03.746	93.5	20.453	86.3		1:57.191	19	33.095	72.7			83.3			1:59.863
4	33.344	69.9	1:02.672	88.6	20.477	85.7		1:56.493	20	32.044	70.1			84.9			1:55.112
5	32.682	67.4	1:02.081	93.1	19.813	85.8		1:54.576	21	32.045	71.8			82.2			1:55.308
6	32.618	70.8	1:02.099	94.6	20.684	85.8		1:55.401	22	33.065	73.0			85.7			1:57.437
7	31.964	71.7	1:02.714	95.1	19.467	86.4		1:54.145	23	32.782	71.5			85.0			1:55.443
8	32.730	67.0	1:02.302	91.9	20.113	84.9		1:55.145	24	32.309	70.0			87.0			1:55.991
9	31.834	71.6	1:03.346	93.3	20.848	86.0		1:56.028	25	32.176	68.8			85.2			1:55.160
10	33.058	70.8	1:02.207	95.9	20.023	86.2		1:55.288	26	32.560	75.3			85.0			1:56.732
11	31.959	70.5	1:02.165	97.6	20.518	82.7		1:54.642	27	32.338	72.9			87.2			1:55.388
12	32.257	67.6	1:03.318	95.4				1:58.952	28	31.995	68.3			86.1			1:53.564
13	Out	71.8	1:01.677	94.8	19.728	87.0		3:18.006 P	29	32.077	72.9	1:02.627	94.7	19.810			1:54.514
14	31.162	77.0	1:01.531	95.2	19.315	86.9		1:52.008	30	31.521	75.2	1:02.389	90.0	20.002			1:53.912
15	31.682	76.3	1:01.737	94.0	19.215	87.4		1:52.634	31	32.107	71.7	1:02.812	91.2	19.831			1:54.750
16	31.535	78.7				86.7		2:06.251	32								

41 Chris Ward (SM6)									Lister-Jaguar Costin								
lap	Sect-1	Speed	Sect-2	Speed	Sect-3	Speed	TopSpeed	laptime pit	lap	Sect-1	Speed	Sect-2	Speed	Sect-3	Speed	Topspeed	laptime pit
1		82.0	54.928	111.5	17.668	98.7		1:41.640	19	27.886	85.5			96.2			1:40.951
2	28.563	79.1	54.877	108.8	17.989	97.2		1:41.429	20	27.800	84.0			95.5			1:40.509
3	27.921	80.6	54.558	112.6	17.735	95.2		1:40.214	21	27.821	84.4			98.6			1:40.343
4	28.507	82.0	55.205	112.2	17.978	97.0		1:41.690	22	28.233	74.1			96.2			1:41.877
5	28.194	79.7	55.394	112.6	17.816	98.0		1:41.404	23	28.014	84.2			96.9			1:40.727
6	28.041	79.8	55.475	112.6	17.746	97.6		1:41.262	24	28.028	81.6			97.6			1:42.388
7	27.800	86.3	55.170	111.8	17.770	97.6		1:40.740	25	27.834	84.7			87.0			1:41.336
8	28.301	82.8	55.919	111.5	17.787	103.6		1:42.007	26	28.135	86.8			94.4			1:40.509
9	28.070	83.7	57.196	114.3	17.939	97.9		1:43.205	27	28.205	82.1			94.7			1:41.344
10	27.502	86.1	56.136	115.1	17.591	100.0		1:41.229	28	28.622	74.6			96.2			1:45.257
11	27.987	82.4	54.685	116.5	17.391	105.2		1:40.063	29	28.165	79.7			97.7			1:42.857
12	27.938	84.5	55.222	114.1	17.737	101.4		1:40.897	30	28.499	77.4			96.2			1:43.205
13	27.973	79.2	59.593	115.1	17.624	98.2		1:45.190	31	27.925	83.4			95.5			1:41.739
14	27.714	81.3	54.746	116.1	17.588	96.7		1:40.048	32	28.104	84.3			97.2			1:40.782
15	27.979	82.1	55.575	112.8	17.476	98.7		1:41.030	33	28.219	82.2	55.552	111.5	17.646			1:41.417
16	27.563	80.3	55.171	113.5	17.683	95.8		1:40.417	34	28.365	80.5	54.816	109.7	17.886			1:41.067
17	28.083	84.9	55.235	111.8				1:44.751	35	28.514	82.9	55.057	112.0	17.804			1:41.375
18		85.5	54.597		17.910	96.2		2:57.863 P	36								



Session Start: 15:14:00 - Finish: 16:14:33

Weather/Track Conditions: Cloud / Wet

Circuit: Donington Park National

Track Length: 3.185 Km - 1.9791 miles

# Donington Historic Festival - 30 Apr - 2 May 2016

## Stirling Moss Trophy for pre-61 sportscars

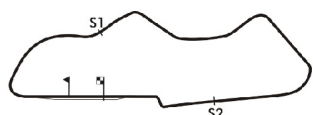
### Race 14 - Sector Analysis

42 Paul Woolley (SM5)									Cooper Monaco										
lap	Sect-1	Speed	Sect-2	Speed	Sect-3	Speed	TopSpeed	laptime	pit	lap	Sect-1	Speed	Sect-2	Speed	Sect-3	Speed	Topspeed	laptime	pit
1		66.1	1:02.847	92.2	20.399	<u>88.4</u>		1:59.349		4	32.090	70.3	1:00.903	<u>93.8</u>	20.012	87.0		1:53.005	
2	31.612	68.1	1:02.123	91.4	20.141	86.1		1:53.876		5	32.048	69.2	1:00.680	93.5	19.994	86.8		1:52.722	
3	32.934	67.7	1:01.897	91.9	20.866	83.3		1:55.697		6	32.240	69.6	1:00.846	<u>93.8</u>	<u>19.817</u>	85.6		1:52.903	

46 Fisken-Verdon-Roe (SM6)									Ferrari 246S										
lap	Sect-1	Speed	Sect-2	Speed	Sect-3	Speed	TopSpeed	laptime	pit	lap	Sect-1	Speed	Sect-2	Speed	Sect-3	Speed	Topspeed	laptime	pit
1		73.8	58.825	105.2	19.574	90.4		1:50.047		18	29.119	82.6			94.7			1:44.474	
2	29.979	<u>90.5</u>	57.573	106.5	19.737	92.1		1:47.289		19	28.758	80.6						1:47.666	
3	29.971	81.3	57.770	106.2	18.951	95.4		1:46.692		20	Out	82.8	In		In	95.2		2:07.633	P
4	29.636	77.6	58.555	102.8	19.192	93.6		1:47.383		21	28.548	79.4			96.2			1:43.143	
5	30.202	77.5	58.341	101.7	19.040	95.2		1:47.583		22	28.422	78.2			95.4			1:45.240	
6	29.782	80.6	58.152	105.0	18.871	93.0		1:46.805		23	28.845	79.7			95.2			1:45.428	
7	29.828	80.5	58.553	100.3	18.525	94.2		1:46.906		24	28.481	81.3			93.9			1:43.618	
8	29.924	77.2	1:00.204	103.6	18.787	93.3		1:48.915		25	28.974	78.0			95.4			1:43.749	
9	29.974	77.7	59.197	104.6	18.623	94.6		1:47.794		26	28.867	77.5			95.1			1:46.501	
10	30.092	77.5	1:03.080	103.3	19.677	89.1		1:52.849		27	28.547	81.7			95.0			1:43.453	
11	30.095	76.3	59.056	105.5				1:52.719		28	28.420	78.3			96.3			1:43.219	
12	Out	79.5	58.942	104.4	19.522	94.7		3:05.955	P	29	28.608	76.5			94.8			1:42.684	
13	30.008	80.1	59.390	107.2	18.279	95.8		1:47.677		30	28.689	78.9			94.4			1:43.528	
14	29.062	79.0	58.712	103.1	18.745	94.4		1:46.519		31	29.131	79.3	55.995	107.9	18.330	94.0		1:43.456	
15	29.004	78.0	58.539	108.4	18.547	95.0		1:46.090		32	29.227	80.1	56.276	108.6	19.026	91.2		1:44.529	
16	28.869	79.0	58.035	108.8	18.367	94.8		1:45.271		33	28.879	81.8	56.449	110.6	18.125	96.1		1:43.453	
17	28.304	83.2	56.866		17.936	95.8		1:43.106		34	28.297	79.4	56.627	111.1	17.796	97.2		1:42.720	

60 Guy Peeters (SM5)									Lotus 15										
lap	Sect-1	Speed	Sect-2	Speed	Sect-3	Speed	TopSpeed	laptime	pit	lap	Sect-1	Speed	Sect-2	Speed	Sect-3	Speed	Topspeed	laptime	pit
1		63.9	1:03.745	83.2	20.898	83.1		2:05.278		17	31.287	76.2	1:00.811		21.143	85.0		1:53.241	
2	34.903	66.2	1:02.006	92.2	19.972	86.8		1:56.881		18	31.184	75.9						1:54.899	
3	32.074	67.4	1:01.313	93.5	19.960	84.5		1:53.347		19		75.1	In		In	86.9		3:12.333	P
4	32.149	69.7	1:00.593	96.3	22.054	85.8		1:54.796		20	31.175	71.7			88.8			1:50.355	
5	31.265	71.4	1:00.329	92.9	20.176	85.9		1:51.770		21	30.785	76.7			85.4			1:51.307	
6	31.406	72.7	1:00.499	94.7	19.535	86.4		1:51.440		22	31.084	74.9			86.8			1:51.001	
7	31.902	72.7	1:01.083	94.2	19.539	84.1		1:52.524		23	30.676	76.9			87.6			1:51.246	
8	31.620	74.0	1:01.305	93.3	21.099	86.3		1:54.024		24	30.636	75.6			85.8			1:51.876	
9	32.235	73.6	1:01.727	90.4	19.879	87.1		1:53.841		25	30.848	77.4			<u>89.1</u>			1:50.457	
10	32.361	75.1	1:00.528	99.0	19.731	82.1		1:52.620		26	31.894	68.6			88.1			1:52.080	
11	32.247	73.8	1:01.471	92.9	20.120	83.2		1:53.838		27	30.801	76.6			84.5			1:50.950	
12	31.824	73.5	1:00.998	94.0	19.756	84.5		1:52.578		28	31.127	76.9			88.0			1:50.361	
13	31.816	71.1	1:00.625	94.7	19.374	83.4		1:51.815		29	30.781	76.7			87.8			1:51.538	
14	31.135	75.8	59.661	97.6	19.073	85.3		1:49.869		30	31.226	76.3	59.746	97.4	18.875	88.1		1:49.847	
15	31.680	75.4	1:01.200	95.4	19.324	86.2		1:52.204		31	30.564	73.0	58.433	100.0	19.695	87.6		1:48.692	
16	30.977	76.3	1:00.051	94.2	19.511	87.3		1:50.539		32	30.107	<u>78.9</u>	58.349	<u>101.4</u>	18.389	84.9		1:46.845	

61 Fierro Eleta-Hart (SM6)									Maserati T61 Birdcage										
lap	Sect-1	Speed	Sect-2	Speed	Sect-3	Speed	TopSpeed	laptime	pit	lap	Sect-1	Speed	Sect-2	Speed	Sect-3	Speed	Topspeed	laptime	pit
1		70.3	1:02.479	98.0	22.365	91.9		2:02.074		12	30.404	73.3	1:00.404	102.2	19.645	90.9		1:50.453	
2	31.957	70.8	1:01.730	100.9	20.050	91.2		1:53.737		13	31.168	76.8	1:00.517	104.9	19.411	92.2		1:51.096	
3	31.212	70.7	1:01.600	106.7	19.682	90.5		1:52.494		14	30.384	77.4	1:00.287	104.7	19.103	89.3		1:49.774	
4	30.262	73.9	59.399	101.4	19.729	<u>93.0</u>		1:49.390		15	30.876	75.3	1:00.765	106.7	19.028	92.0		1:50.669	
5	30.662	74.6	59.464	<u>109.1</u>	19.090	92.4		1:49.216		16	30.494	75.5	1:00.652	102.2	19.277	90.5		1:50.423	
6	30.581	74.2	58.664	106.5	19.197	91.7		1:48.442		17	30.128	78.1	1:00.672					1:55.661	
7	29.669	77.9	59.577	106.4	19.531	91.0		1:48.777		18	Out	74.1	In		In	87.3		3:19.456	P
8	29.934	<u>79.3</u>	1:01.228	105.0	19.732	91.4		1:50.894		19	31.664	70.3			80.3			1:53.869	
9	30.274	77.2	1:00.742	106.5	19.439	91.5		1:50.455		20	31.911	72.1			90.7			1:53.260	
10	29.892	76.8	59.760	106.7	18.947	92.0		1:48.599		21	31.056	71.6			86.8			1:52.900	
11	30.471	76.5	1:00.589	105.2	19.397	90.9		1:50.457		22	31.259	76.8						2:06.206	



**Session Start: 15:14:00 - Finish: 16:14:33**  
**Weather/Track Conditions: Cloud / Wet**  
**Circuit: Donington Park National**  
**Track Length: 3.185 Km - 1.9791 miles**

# Donington Historic Festival - 30 Apr - 2 May 2016

## Stirling Moss Trophy for pre-61 sportscars

### Race 14 - Sector Analysis

68 Marc Gordon (SM6)									Jaguar XK150S										
lap	Sect-1	Speed	Sect-2	Speed	Sect-3	Speed	TopSpeed	laptime	pit	lap	Sect-1	Speed	Sect-2	Speed	Sect-3	Speed	Topspeed	laptime	pit
1		63.2	1:05.376	88.0	20.661	82.8		2:12.477		17	32.703	70.4			82.6			1:56.914	
2	32.564	68.6	1:03.896	89.7	20.386	84.2		1:56.846		18	31.848	70.6			84.2			1:54.693	
3	32.788	62.7	1:03.748	93.0	20.150	84.6		1:56.686		19	32.243	72.6						2:13.581	
4	33.250	66.0	1:02.940	92.2	20.532	84.8		1:56.722		20	Out	71.8	In		In	80.9		2:34.453	P
5	32.559	69.2	1:02.231	92.1	20.382	82.8		1:55.172		21	32.600	75.8			82.7			1:54.466	
6	31.766	72.7	1:02.379	90.7	20.891	84.1		1:55.036		22	31.643	72.7			82.1			1:53.923	
7	31.768	73.8	1:02.886	90.1	20.122	83.9		1:54.776		23	32.006	75.5			82.9			1:54.560	
8	32.734	67.8	1:02.652	93.4	20.205	83.2		1:55.591		24	32.477	70.0			81.2			1:57.540	
9	31.733	68.4	1:03.878	93.9	19.712	83.9		1:55.323		25	32.750	69.2			83.9			1:55.446	
10	31.699	71.0	1:02.134	94.8	19.958	84.3		1:53.791		26	32.008	71.6			84.9			1:54.259	
11	31.710	69.7	1:02.383	95.5	20.501	84.3		1:54.594		27	32.046	73.3			81.9			1:56.413	
12	32.001	72.4	1:03.111	95.2	20.074	83.0		1:55.186		28	32.789	71.4	1:03.729	93.8	19.950	83.1		1:56.468	
13	31.523	78.0	1:02.040	92.4	20.144	84.3		1:53.707		29	31.816	72.0	1:02.843	92.2	19.894	83.2		1:54.553	
14	32.588	75.0	1:02.478	93.1	20.460	83.3		1:55.526		30	31.976	74.6	1:01.336	93.5	19.732	84.5		1:53.044	
15	32.841	72.7	1:01.925	90.9				1:56.892		31	32.011	72.0	1:01.853	94.6	19.728	84.1			
16	Out	73.6	In		In	81.3		3:19.157	P	32									

70 Dion Kremer (SM5)									Lotus 15										
lap	Sect-1	Speed	Sect-2	Speed	Sect-3	Speed	TopSpeed	laptime	pit	lap	Sect-1	Speed	Sect-2	Speed	Sect-3	Speed	Topspeed	laptime	pit
1		78.0	57.555	102.0	18.791	93.0		1:47.382		18		85.9	In		In	93.5		3:02.736	P
2	29.202	79.3	56.257	95.5	19.010	94.0		1:44.469		19	28.677	87.7			94.2			1:43.258	
3	29.376	84.6	56.462	106.2	18.153	96.3		1:43.991		20	28.743	86.1			93.9			1:43.816	
4	28.608	83.5	57.649	102.8	18.086	93.8		1:44.343		21	29.360	67.8			91.1			1:49.463	
5	29.026	83.5	56.988	103.1	18.492	93.9		1:44.506		22	28.670	85.4			94.8			1:43.688	
6	28.754	83.5	56.997	104.7	18.323	93.4		1:44.074		23	28.842	84.7			94.6			1:44.899	
7	28.884	83.5	57.421	103.6	18.306	96.1		1:44.611		24	28.789	85.9			92.5			1:43.901	
8	28.952	89.5	1:00.742	98.7	18.453	94.8		1:48.147		25	28.638	81.4			93.4			1:42.402	
9	28.854	82.5	58.297	104.6	18.092	90.4		1:45.243		26	28.375	87.2			93.8			1:42.457	
10	29.340	79.1	1:01.393	100.3	18.820	95.2		1:49.553		27	30.565	61.0			93.3			1:47.475	
11	29.007	82.8	58.221	106.0	19.008	92.5		1:46.236		28	28.804	81.7			93.4			1:42.696	
12	28.680	81.3	58.388	92.7	18.490	93.9		1:45.558		29	30.011	75.2			94.2			1:45.201	
13	28.703	82.2	59.043	103.1	18.946	91.9		1:46.692		30	28.379	86.0			87.8			1:43.030	
14	29.285	81.9	56.574	102.3	18.504	93.6		1:44.363		31	28.655	85.2			94.7			1:42.320	
15	29.024	78.8	56.352	99.3	18.270	93.6		1:43.646		32	27.998	86.2	55.572	106.0	17.946	96.5		1:41.516	
16	28.436	86.7	56.844	104.9	18.281	94.2		1:43.561		33	27.939	86.7	55.335	102.5	18.637	96.7		1:41.911	
17	28.332	86.2	1:04.801	80.1				1:54.739		34	28.789	87.9	55.420	106.2	27.506	84.8		1:51.715	

77 Tarek Mahmoud (SM5)									Cooper Monaco										
lap	Sect-1	Speed	Sect-2	Speed	Sect-3	Speed	TopSpeed	laptime	pit	lap	Sect-1	Speed	Sect-2	Speed	Sect-3	Speed	Topspeed	laptime	pit
1		65.0	1:03.251	84.7	20.561	84.8		2:06.332		12	33.151	67.0	1:03.609	85.2				2:02.267	
2	35.261	67.0	1:02.581	88.6	20.759	84.9		1:58.601		13	Out	69.6	1:03.500	88.6	20.437	76.7		3:20.867	P
3	32.851	68.4	1:01.458	90.9	20.152	85.0		1:54.461		14	32.969	70.4			81.9			1:55.917	
4	31.604	70.8	1:01.348	92.0	19.826	85.3		1:52.778		15	32.823	70.5			80.6			1:56.066	
5	31.821	68.7	1:00.668	90.0	19.820	86.9		1:52.309		16	33.028	68.4			80.7			1:55.406	
6	32.059	68.6	1:02.525	93.0	19.681	86.5		1:54.265		17	32.909	66.5			82.4			1:58.107	
7	32.413	70.3	1:02.398	91.5	20.439	83.7		1:55.250		18	32.673	70.2			80.6			1:56.908	
8	31.904	69.4	1:03.363	87.0	20.219	84.0		1:55.486		19	32.659	68.3			83.0			1:58.696	
9	33.305	67.6	1:04.146	81.4				2:06.433		20	33.072	66.2			78.8			1:57.261	
10	Out	69.5	1:02.581	89.9	20.542	77.5		5:58.710	P	21	32.650	69.6						1:59.685	
11	33.235	66.2	1:03.554	86.5	20.206	80.4		1:56.995		22									



Session Start: 15:14:00 - Finish: 16:14:33

Weather/Track Conditions: Cloud / Wet

Circuit: Donington Park National

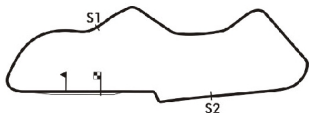
Track Length: 3.185 Km - 1.9791 miles

# Donington Historic Festival - 30 Apr - 2 May 2016

## Stirling Moss Trophy for pre-61 sportscars

### Race 14 - Sector Analysis

251 Lewis-Mclntyre (SM6)									Lister-Chevrolet Knobbly								
lap	Sect-1	Speed	Sect-2	Speed	Sect-3	Speed	TopSpeed	laptime pit	lap	Sect-1	Speed	Sect-2	Speed	Sect-3	Speed	Topspeed	laptime pit
1		71.6	1:00.385	97.2	19.534	92.0		1:53.189	18		65.3	In		In	84.6		3:18.805 P
2	30.488	73.6	59.730	101.4	19.346	93.4		1:49.564	19	30.976	69.0				87.1		1:52.205
3	31.204	70.5	59.649	95.8	20.027	92.1		1:50.880	20	30.959	71.4				92.2		1:53.762
4	31.530	70.3	1:00.874	94.8	20.115	86.1		1:52.519	21	30.217	71.8				89.1		1:49.951
5	31.165	74.3	59.862	100.6	19.386	92.6		1:50.413	22	29.948	75.9				91.9		1:48.561
6	30.565	76.8	59.105	104.6	18.883	92.4		1:48.553	23	30.092	76.3				89.4		1:47.904
7	30.243	78.3	1:00.370	103.4	18.886	93.6		1:49.499	24	29.669	75.1				91.4		1:46.581
8	30.629	80.0	59.904	104.6	18.891	92.0		1:49.424	25	29.702	70.8				89.5		1:48.304
9	30.571	78.8	59.594	104.9	18.653	90.3		1:48.818	26	30.636	71.7				90.7		1:49.013
10	30.232	77.1	1:00.293	102.0	18.849	90.3		1:49.374	27	31.041	76.1				92.5		1:49.445
11	30.078	78.7	59.605	104.2	18.793	91.6		1:48.476	28	30.373	72.8				91.6		1:48.160
12	30.725	68.1	1:04.638	101.1	19.034	92.1		1:54.397	29	31.181	69.0				85.1		1:49.223
13	30.683	71.9	1:00.329	103.4	18.782	92.2		1:49.794	30	29.630	77.5	58.269	110.2	18.950	90.7		1:46.849
14	30.640	73.1	1:00.273	103.6	19.006	90.7		1:49.919	31	29.389	76.1	58.124	107.2	19.265	91.7		1:46.778
15	30.494	74.5	1:00.521	103.0	18.966	90.9		1:49.981	32	29.208	73.4	58.222	110.4	18.610	88.7		1:46.040
16	30.253	77.4	59.915	102.3	19.176	91.9		1:49.344	33	29.260	77.0	58.138	105.0	18.554	93.8		1:45.952
17	30.627	75.6	1:00.222	99.3				1:53.988	34								



**Session Start: 15:14:00 - Finish: 16:14:33**  
**Weather/Track Conditions: Cloud / Wet**  
**Circuit: Donington Park National**  
**Track Length: 3.185 Km - 1.9791 miles**

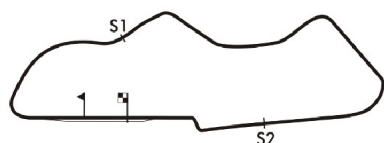


# Donington Historic Festival - 30 Apr - 2 May 2016

## Stirling Moss Trophy for pre-61 sportscars

### Race 14 - Best Sector Times

POS	NO	DRIVER/S	Sector 1			Sector 2			Sector 3			IDEAL LAP	BEST LAP	On
			TIME	LAP	POS	TIME	LAP	POS	TIME	LAP	POS			
1	41	Chris Ward	27.502	10	1	54.558	3	1	17.391	11	2	1:39.451	<b>1:40.048</b>	<b>14</b>
2	16	Richard Kent	27.655	22	2	55.793	16	6	17.567	5	5	1:41.015	<b>1:40.509</b>	<b>22</b>
3	8	Wood-Nuthall	28.094	11	4	55.520	17	4	17.944	32	7	1:41.558	<b>1:42.069</b>	<b>17</b>
4	1	Oliver Bryant	28.724	34	8	55.544	34	5	17.345	33	1	1:41.613	<b>1:41.837</b>	<b>34</b>
5	70	Dion Kremer	27.939	33	3	55.335	33	2	17.946	32	8	1:41.220	<b>1:41.516</b>	<b>32</b>
6	46	Fisken-Verdon-Roe	28.297	34	6	55.995	31	7	17.796	34	6	1:42.088	<b>1:42.684</b>	<b>29</b>
7	24	Andrew Smith	29.109	32	10	57.108	32	9	18.180	31	9	1:44.397	<b>1:44.717</b>	<b>32</b>
8	7	Friedrichs-Hadfield	28.386	32	7	56.917	15	8	17.539	33	4	1:42.842	<b>1:43.024</b>	<b>25</b>
9	251	Lewis-McIntyre	29.208	32	11	58.124	31	10	18.554	33	12	1:45.886	<b>1:45.952</b>	<b>33</b>
10	10	Gillett-Smith	30.055	31	13	58.158	30	11	18.619	31	13	1:46.832	<b>1:48.054</b>	<b>30</b>
11	60	Guy Peeters	30.107	32	14	58.349	32	12	18.389	32	10	1:46.845	<b>1:46.845</b>	<b>32</b>
12	22	Karsten Le Blanc	31.031	9	18	59.713	5	17	19.314	32	19	1:50.058	<b>1:50.414</b>	<b>24</b>
13	4	Champion-Stretton	31.249	7	21	1:00.087	5	18	19.486	29	20	1:50.822	<b>1:52.136</b>	<b>5</b>
14	35	Gregory De Prins	30.495	28	16	59.555	31	16	19.153	31	17	1:49.203	<b>1:49.406</b>	<b>31</b>
15	39	Louis Zurstrassen	31.162	14	19	1:01.531	14	25	19.215	15	18	1:51.908	<b>1:52.008</b>	<b>14</b>
16	34	Finburgh-Scholey	30.192	15	15	59.023	8	14	18.793	14	14	1:48.008	<b>1:48.318</b>	<b>8</b>
17	26	Bernberg-Ugo	31.440	10	22	1:01.126	4	23	19.677	31	22	1:52.243	<b>1:53.272</b>	<b>11</b>
18	68	Marc Gordon	31.523	13	23	1:01.336	30	24	19.712	9	24	1:52.571	<b>1:53.044</b>	<b>30</b>
19	14	Roberto Giordanelli	31.220	28	20	1:00.885	2	21	19.562	30	21	1:51.667	<b>1:52.133</b>	<b>30</b>
20	19	Emmerling-Hooper	32.299	28	26	1:03.325	4	26	20.031	30	26	1:55.655	<b>1:57.776</b>	<b>3</b>
21	18	Ditheridge-Cannell	30.908	13	17	1:01.101	15	22	18.946	13	15	1:50.955	<b>1:51.097</b>	<b>13</b>
22	12	Steve Brooks	28.243	13	5	55.469	13	3	17.440	27	3	1:41.152	<b>1:42.130</b>	<b>13</b>
23	61	Fierro Eleta-Hart	29.669	7	12	58.664	6	13	18.947	10	16	1:47.280	<b>1:48.442</b>	<b>6</b>
24	77	Tarek Mahmoud	31.604	4	25	1:00.668	5	19	19.681	6	23	1:51.953	<b>1:52.309</b>	<b>5</b>
25	9	Mestdagh-Thibaut	29.099	20	9	59.111	11	15	18.402	15	11	1:46.612	<b>1:44.860</b>	<b>20</b>
26	42	Paul Woolley	31.588	7	24	1:00.680	5	20	19.817	6	25	1:52.085	<b>1:52.722</b>	<b>5</b>



**Session Start: 15:14:00 - Finish: 16:14:33**

**Weather/Track Conditions: Cloud / Wet**

**Circuit: Donington Park National**

**Track Length: 3.185 Km - 1.9791 miles**

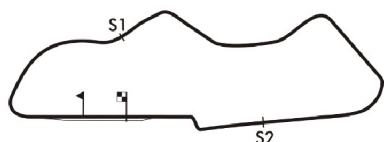


# Donington Historic Festival - 30 Apr - 2 May 2016

## Stirling Moss Trophy for pre-61 sportscars

### Race 14 - Best Sector Speeds

	NO	SECTOR 1	MPH	NO	SECTOR 2	MPH	NO	SECTOR 3	MPH
1	46	Fisken-Verdon-Roe	90.5	41	Chris Ward	116.5	41	Chris Ward	105.2
2	70	Dion Kremer	89.5	16	Richard Kent	111.3	16	Richard Kent	100.3
3	12	Steve Brooks	88.7	46	Fisken-Verdon-Roe	111.1	12	Steve Brooks	97.9
4	7	Friedrichs-Hadfield	88.3	12	Steve Brooks	110.7	46	Fisken-Verdon-Roe	97.2
5	16	Richard Kent	87.7	251	Lewis-McIntyre	110.4	70	Dion Kremer	96.7
6	1	Oliver Bryant	87.5	61	Fierro Eleta-Hart	109.1	8	Wood-Nuthall	95.8
7	41	Chris Ward	86.8	22	Karsten Le Blanc	108.8	1	Oliver Bryant	95.2
8	8	Wood-Nuthall	86.5	8	Wood-Nuthall	108.1	24	Andrew Smith	94.2
9	9	Mestdagh-Thibaut	84.2	1	Oliver Bryant	107.4	251	Lewis-McIntyre	93.8
10	24	Andrew Smith	83.6	7	Friedrichs-Hadfield	107.0	7	Friedrichs-Hadfield	93.5
11	22	Karsten Le Blanc	83.3	10	Gillett-Smith	106.4	10	Gillett-Smith	93.3
12	34	Finburgh-Scholey	81.0	24	Andrew Smith	106.4	9	Mestdagh-Thibaut	93.1
13	35	Gregory De Prins	80.4	70	Dion Kremer	106.2	61	Fierro Eleta-Hart	93.0
14	18	Ditheridge-Cannell	80.0	9	Mestdagh-Thibaut	103.9	18	Ditheridge-Cannell	92.1
15	251	Lewis-McIntyre	80.0	18	Ditheridge-Cannell	102.3	14	Roberto Giordanelli	89.8
16	10	Gillett-Smith	79.9	60	Guy Peeters	101.4	26	Bernberg-Ugo	89.8
17	19	Emmerling-Hooper	79.6	26	Bernberg-Ugo	101.3	22	Karsten Le Blanc	89.4
18	61	Fierro Eleta-Hart	79.3	34	Finburgh-Scholey	98.3	39	Louis Zurstrassen	89.3
19	60	Guy Peeters	78.9	39	Louis Zurstrassen	97.6	60	Guy Peeters	89.1
20	39	Louis Zurstrassen	78.7	14	Roberto Giordanelli	96.7	42	Paul Woolley	88.4
21	4	Champion-Stretton	78.1	4	Champion-Stretton	95.9	34	Finburgh-Scholey	88.0
22	68	Marc Gordon	78.0	68	Marc Gordon	95.5	4	Champion-Stretton	87.6
23	26	Bernberg-Ugo	75.7	35	Gregory De Prins	95.4	19	Emmerling-Hooper	87.0
24	14	Roberto Giordanelli	75.3	42	Paul Woolley	93.8	77	Tarek Mahmoud	86.9
25	42	Paul Woolley	71.3	77	Tarek Mahmoud	93.0	35	Gregory De Prins	86.1
26	77	Tarek Mahmoud	70.8	19	Emmerling-Hooper	91.2	68	Marc Gordon	84.9



**Session Start: 15:14:00 - Finish: 16:14:33**  
**Weather/Track Conditions: Cloud / Wet**  
**Circuit: Donington Park National**  
**Track Length: 3.185 Km - 1.9791 miles**

# Donington Historic Festival - 30 Apr - 2 May 2016

## Stirling Moss Trophy for pre-61 sportscars

### Race 14 - Lap Chart

Lap 1			Lap 2			Lap 3			Lap 4			Lap 5			Lap 6		
NO	Behind	Laptime	NO	Behind	Laptime	NO	Behind	Laptime	NO	Behind	Laptime	NO	Behind	Laptime	NO	Behind	Laptime
41		1:41.640	41		1:41.429	41		1:40.214	41		1:41.690	41		1:41.404	41		1:41.262
1	3.562	1:45.202	1	5.774	1:43.641	1	10.161	1:44.601	16	11.855	1:42.772	16	12.346	1:41.895	16	13.346	1:42.262
8	4.807	1:46.447	8	7.612	1:44.234	16	10.773	1:41.971	1	13.568	1:45.097	1	16.723	1:44.559	1	19.413	1:43.952
70	5.742	1:47.382	70	8.782	1:44.469	8	12.155	1:44.757	8	14.282	1:43.817	8	17.511	1:44.633	8	20.253	1:44.004
16	6.803	1:48.443	16	9.016	1:43.642	70	12.559	1:43.991	70	15.212	1:44.343	70	18.314	1:44.506	70	21.126	1:44.074
46	8.407	1:50.047	12	13.635	1:45.817	12	18.010	1:44.589	12	21.567	1:45.247	12	25.036	1:44.873	12	28.814	1:45.040
12	9.247	1:50.887	46	14.267	1:47.289	46	20.745	1:46.692	46	26.438	1:47.383	46	32.617	1:47.583	46	38.160	1:46.805
251	11.549	1:53.189	251	19.684	1:49.564	251	30.350	1:50.880	251	41.179	1:52.519	251	50.188	1:50.413	251	57.479	1:48.553
14	17.131	1:58.771	9	29.208	1:52.003	9	38.132	1:49.138	9	45.254	1:48.812	9	51.719	1:47.869	9	59.478	1:49.021
42	17.709	1:59.349	42	30.156	1:53.876	24	38.578	1:48.608	24	45.602	1:48.714	24	51.958	1:47.760	24	59.525	1:48.829
4	18.633	2:00.273	24	30.184	1:51.368	61	45.022	1:52.494	61	52.722	1:49.390	61	1:00.534	1:49.216	61	1:07.714	1:48.442
9	18.634	2:00.274	14	30.193	1:54.491	42	45.639	1:55.697	10	54.656	1:49.966	10	1:02.725	1:49.473	10	1:10.130	1:48.667
22	19.963	2:01.603	4	32.184	1:54.980	10	46.380	1:53.145	42	56.954	1:53.005	42	1:08.272	1:52.722	42	1:19.913	1:52.903
24	20.245	2:01.885	61	32.742	1:53.737	14	46.771	1:56.792	14	59.628	1:54.547	22	1:09.757	1:51.118	22	1:20.535	1:52.040
61	20.434	2:02.074	10	33.449	1:53.599	4	47.456	1:55.486	22	1:00.043	1:53.060	4	1:11.329	1:52.136	34	1:22.019	1:50.579
10	21.279	2:02.919	22	33.588	1:55.054	22	48.673	1:55.299	4	1:00.597	1:54.831	34	1:12.702	1:50.254	4	1:23.365	1:53.298
7	22.490	2:04.130	60	39.090	1:56.881	60	52.223	1:53.347	34	1:03.852	1:51.421	14	1:15.628	1:57.404	60	1:25.873	1:51.440
35	22.944	2:04.584	7	40.791	1:59.730	34	54.121	1:52.297	60	1:05.329	1:54.796	60	1:15.695	1:51.770	14	1:30.589	1:56.223
60	23.638	2:05.278	77	41.864	1:58.601	7	55.258	1:54.681	7	1:06.391	1:52.823	7	1:17.607	1:52.620	77	1:31.107	1:54.265
77	24.692	2:06.332	34	42.038	1:55.481	77	56.111	1:54.461	77	1:07.199	1:52.778	77	1:18.104	1:52.309	7	1:33.014	1:56.669
26	26.973	2:08.613	26	43.378	1:57.834	26	58.968	1:55.804	26	1:11.882	1:54.604	26	1:26.592	1:56.114	26	1:40.383	1:55.053
39	27.787	2:09.427	39	44.387	1:58.029	39	1:01.364	1:57.191	39	1:16.167	1:56.493	39	1:29.339	1:54.576			
34	27.986	2:09.626	18	45.673	1:57.194	18	1:02.326	1:56.867	18	1:17.458	1:56.822	18	1:30.026	1:53.972			
18	29.908	2:11.548	68	46.254	1:56.846	68	1:02.726	1:56.686	68	1:17.758	1:56.722	68	1:31.526	1:55.172			
68	30.837	2:12.477	19	47.931	1:58.056	19	1:05.493	1:57.776	35	1:21.128	1:51.875	35	1:32.816	1:53.092			
19	31.304	2:12.944	35	59.608	2:18.093	35	1:10.943	1:51.549	19	1:22.505	1:58.702	19	1:39.712	1:58.611			

Session Start: 15:14:00 - Finish: 16:14:33

Weather/Track Conditions: Cloud / Wet

Circuit: Donington Park National

Track Length: 3.185 Km - 1.9791 miles

# Donington Historic Festival - 30 Apr - 2 May 2016

## Stirling Moss Trophy for pre-61 sportscars

### Race 14 - Lap Chart

Lap 7			Lap 8			Lap 9			Lap 10			Lap 11			Lap 12		
NO	Behind	Laptime	NO	Behind	Laptime	NO	Behind	Laptime	NO	Behind	Laptime	NO	Behind	Laptime	NO	Behind	Laptime
41		1:40.740	41		1:42.007	41		1:43.205	41		1:41.229	41		1:40.063	41		1:40.897
39	1 LAP	1:55.401	77	1 LAP	1:55.250	22	1 LAP	1:52.334	34	1 LAP	1:50.812	10	1 LAP	1:50.484	61	1 LAP	1:50.457
68	1 LAP	1:55.036	14	1 LAP	1:56.765	4	1 LAP	1:55.655	22	1 LAP	1:51.659	34	1 LAP	1:50.053	10	1 LAP	1:50.916
18	1 LAP	1:56.882	7	1 LAP	1:55.238	60	1 LAP	1:54.024	4	1 LAP	1:53.451	22	1 LAP	1:52.088	34	1 LAP	1:50.997
16	16.614	1:44.008	26	1 LAP	1:56.116	77	1 LAP	1:55.486	60	1 LAP	1:53.841	16	24.609	1:43.856	16	26.928	1:43.216
19	1 LAP	1:59.720	39	1 LAP	1:54.145	14	1 LAP	1:56.101	16	20.816	1:43.610	60	1 LAP	1:52.620	22	1 LAP	1:53.309
35	1 LAP	2:10.415	18	1 LAP	1:53.031	16	18.435	1:44.539	14	1 LAP	1:57.228	4	1 LAP	1:54.081	8	44.353	1:44.261
1	24.116	1:45.443	16	17.101	1:42.494	7	1 LAP	1:56.650	7	1 LAP	1:57.466	8	40.989	1:43.499	60	1 LAP	1:53.838
8	24.687	1:45.174	68	1 LAP	1:54.776	39	1 LAP	1:55.145	8	37.553	1:47.180	1	47.015	1:48.464	4	1 LAP	1:55.819
70	24.997	1:44.611	1	29.595	1:47.486	18	1 LAP	1:54.925	1	38.614	1:47.807	70	47.672	1:46.236	1	51.177	1:45.059
12	31.632	1:43.558	8	30.357	1:47.677	68	1 LAP	1:55.591	18	1 LAP	1:53.854	12	47.714	1:46.833	70	52.333	1:45.558
46	44.326	1:46.906	70	31.137	1:48.147	26	1 LAP	1:59.535	12	40.944	1:47.440	14	1 LAP	1:57.633	12	1:02.549	1:55.732
251	1:06.238	1:49.499	12	34.269	1:44.644	8	31.602	1:44.450	77	1 LAP	2:06.433	18	1 LAP	1:53.344	14	1 LAP	1:56.710
24	1:06.867	1:48.082	19	1 LAP	1:59.504	1	32.036	1:45.646	70	41.499	1:49.553	7	1 LAP	2:00.072	18	1 LAP	1:54.603
9	1:08.110	1:49.372	35	1 LAP	1:55.919	70	33.175	1:45.243	39	1 LAP	1:56.028	39	1 LAP	1:55.288	39	1 LAP	1:54.642
61	1:15.751	1:48.777	46	51.234	1:48.915	12	34.733	1:43.669	68	1 LAP	1:55.323	68	1 LAP	1:53.791	68	1 LAP	1:54.594
10	1:18.622	1:49.232	251	1:13.655	1:49.424	35	1 LAP	1:52.580	26	1 LAP	1:56.279	26	1 LAP	1:54.480	26	1 LAP	1:53.272
34	1:32.645	1:51.366	24	1:14.354	1:49.494	19	1 LAP	1:59.141	35	1 LAP	1:53.232	35	1 LAP	1:52.673	7	1 LAP	1:57.973
22	1:33.233	1:53.438	9	1:15.868	1:49.765	46	55.823	1:47.794	46	1:07.443	1:52.849	46	1:20.099	1:52.719	35	1 LAP	1:53.309
4	1:35.491	1:52.866	61	1:24.638	1:50.894	251	1:19.268	1:48.818	19	1 LAP	2:01.158	19	1 LAP	2:01.839			
60	1:37.657	1:52.524	10	1:26.699	1:50.084	24	1:19.883	1:48.734	251	1:27.413	1:49.374	251	1:35.826	1:48.476			
			34	1:38.956	1:48.318	9	1:21.930	1:49.267	24	1:27.718	1:49.064	24	1:36.379	1:48.724			
						61	1:31.888	1:50.455	9	1:29.957	1:49.256	9	1:38.116	1:48.222			
						10	1:33.434	1:49.940	61	1:39.258	1:48.599						

Session Start: 15:14:00 - Finish: 16:14:33

Weather/Track Conditions: Cloud / Wet

Circuit: Donington Park National

Track Length: 3.185 Km - 1.9791 miles

# Donington Historic Festival - 30 Apr - 2 May 2016

## Stirling Moss Trophy for pre-61 sportscars

### Race 14 - Lap Chart

Lap 13			Lap 14			Lap 15			Lap 16			Lap 17			Lap 18		
NO	Behind	Laptime	NO	Behind	Laptime	NO	Behind	Laptime	NO	Behind	Laptime	NO	Behind	Laptime	NO	Behind	Laptime
41		1:45.190	41		1:40.048	41		1:41.030	41		1:40.417	<b>41</b>		1:44.751	<b>8</b>		1:47.104
24	1 LAP	1:51.796	<b>24</b>	1 LAP	1:49.241	77	4 LAPS	1:56.995	14	2 LAPS	1:55.463	24	2 LAPS	1:48.458	7	2 LAPS	1:44.851
9	1 LAP	1:51.287	9	1 LAP	1:49.166	9	1 LAP	1:48.753	68	2 LAPS	1:55.526	18	2 LAPS	1:52.751	<b>61</b>	1 LAP	1:55.661
251	1 LAP	1:54.397	251	1 LAP	1:49.794	251	1 LAP	1:49.919	26	2 LAPS	1:54.398	14	2 LAPS	1:56.728	1	15.761	1:44.884
19	2 LAPS	2:00.371	61	1 LAP	1:51.096	16	29.075	1:42.398	9	1 LAP	1:47.952	<b>68</b>	2 LAPS	1:56.892	<b>10</b>	1 LAP	1:57.376
61	1 LAP	1:50.453	19	2 LAPS	1:59.422	61	1 LAP	1:49.774	16	30.634	1:41.976	<b>26</b>	2 LAPS	1:59.131	41	23.127	2:57.863
10	1 LAP	1:50.975	16	27.707	1:42.177	10	1 LAP	1:53.018	<b>77</b>	4 LAPS	2:02.267	<b>16</b>	32.781	1:46.898	34	1 LAP	1:51.877
16	25.578	1:43.840	10	1 LAP	1:51.204	19	2 LAPS	2:00.534	251	1 LAP	1:49.981	<b>9</b>	1 LAP	1:53.621	46	1 LAP	1:43.106
34	1 LAP	1:50.702	34	1 LAP	1:49.621	8	47.490	1:43.333	61	1 LAP	1:50.669	251	1 LAP	1:49.344	<b>12</b>	28.521	1:50.793
8	42.243	1:43.080	8	45.187	1:42.992	34	1 LAP	1:49.837	8	50.314	1:43.241	8	47.632	1:42.069	22	1 LAP	1:52.792
22	1 LAP	1:52.282	7	2 LAPS	3:06.978	7	2 LAPS	1:44.623	10	1 LAP	1:50.270	61	1 LAP	1:50.423	60	1 LAP	1:53.241
1	51.791	1:45.804	22	1 LAP	1:53.069	1	59.616	1:44.010	34	1 LAP	1:51.561	10	1 LAP	1:49.934	4	2 LAPS	2:00.718
60	1 LAP	1:52.578	1	56.636	1:44.893	70	1:00.766	1:43.646	7	2 LAPS	1:43.838	7	2 LAPS	1:43.347	19	2 LAPS	2:03.334
70	53.835	1:46.692	70	58.150	1:44.363	12	1:06.395	1:43.453	70	1:03.910	1:43.561	1	1:05.613	1:45.800	24	1 LAP	1:48.021
4	1 LAP	1:53.937	60	1 LAP	1:51.815	22	1 LAP	1:54.415	19	2 LAPS	1:59.185	34	1 LAP	1:52.807	35	2 LAPS	1:57.705
12	59.489	1:42.130	12	1:03.972	1:44.531	60	1 LAP	1:49.869	1	1:04.564	1:45.365	12	1:12.464	1:43.912	68	2 LAPS	3:19.157
46	1 LAP	3:05.955	46	1 LAP	1:47.677	46	1 LAP	1:46.519	12	1:13.303	1:47.325	<b>70</b>	1:13.898	1:54.739	16	1:06.461	3:08.416
18	1 LAP	1:54.134	4	1 LAP	1:56.444	39	2 LAPS	3:18.006	46	1 LAP	1:46.090	46	1 LAP	1:45.271	26	2 LAPS	3:21.484
14	1 LAP	1:57.284	18	1 LAP	1:51.097	35	2 LAPS	3:10.436	22	1 LAP	1:54.222	19	2 LAPS	2:01.808	39	2 LAPS	2:06.251
68	1 LAP	1:55.186	14	1 LAP	1:55.336	<b>4</b>	1 LAP	1:58.259	60	1 LAP	1:52.204	4	2 LAPS	3:18.911	9	1 LAP	3:13.944
26	1 LAP	1:55.538	68	1 LAP	1:53.707	24	1 LAP	3:07.157	39	2 LAPS	1:52.008	22	1 LAP	1:51.481	77	4 LAPS	1:55.917
<b>39</b>	1 LAP	1:58.952	26	1 LAP	1:54.178	18	1 LAP	1:53.350	35	2 LAPS	1:52.216	60	1 LAP	1:50.539	70	1:41.898	3:02.736
<b>35</b>	1 LAP	1:56.171										39	2 LAPS	1:52.634	7	1 LAP	1:44.100
77	3 LAPS	5:58.710										35	2 LAPS	1:52.538			
												24	1 LAP	1:45.984			
												<b>18</b>	1 LAP	2:00.094			

Session Start: 15:14:00 - Finish: 16:14:33

Weather/Track Conditions: Cloud / Wet

Circuit: Donington Park National

Track Length: 3.185 Km - 1.9791 miles

# Donington Historic Festival - 30 Apr - 2 May 2016

## Stirling Moss Trophy for pre-61 sportscars

### Race 14 - Lap Chart

Lap 19			Lap 20			Lap 21			Lap 22			Lap 23			Lap 24		
NO	Behind	Laptime	NO	Behind	Laptime	NO	Behind	Laptime	NO	Behind	Laptime	NO	Behind	Laptime	NO	Behind	Laptime
1		1:44.274	41		1:40.509	41		1:40.343	41		1:41.877	41		1:40.727	41		1:42.388
41	4.043	1:40.951	1	5.445	1:49.997	10	2 LAPS	1:52.228	7	2 LAPS	1:46.096	35	3 LAPS	1:51.303	4	3 LAPS	1:57.661
46	1 LAP	1:44.474	46	1 LAP	1:47.666	22	2 LAPS	3:13.124	68	3 LAPS	2:13.581	251	2 LAPS	1:49.951	19	4 LAPS	2:01.378
34	1 LAP	1:51.675	10	2 LAPS	3:41.927	60	2 LAPS	3:12.336	26	3 LAPS	1:59.979	14	3 LAPS	1:54.989	7	2 LAPS	1:44.735
22	1 LAP	1:54.585	34	1 LAP	1:48.677	34	1 LAP	1:51.399	61	2 LAPS	1:53.260	7	2 LAPS	1:44.620	251	2 LAPS	1:48.561
60	1 LAP	1:54.899	16	48.599	1:42.502	46	1 LAP	2:07.633	12	1 LAP	1:56.930	39	3 LAPS	1:55.112	35	3 LAPS	1:51.219
4	2 LAPS	1:55.269	24	1 LAP	1:48.471	16	49.373	1:41.117	77	5 LAPS	1:58.107	12	1 LAP	1:44.788	12	1 LAP	1:44.463
24	1 LAP	1:46.652	4	2 LAPS	1:56.729	24	1 LAP	1:47.996	10	2 LAPS	1:51.018	61	2 LAPS	1:52.900	14	3 LAPS	1:54.258
16	50.649	1:44.223	8	1:05.961	1:45.696	19	3 LAPS	3:34.521	22	2 LAPS	1:50.807	26	3 LAPS	2:00.366	39	3 LAPS	1:55.308
19	2 LAPS	2:04.768	9	1 LAP	1:48.725	8	1:11.348	1:45.730	60	2 LAPS	1:50.355	77	5 LAPS	1:56.908	26	3 LAPS	1:59.051
18	2 LAPS	3:27.402	18	2 LAPS	1:56.628	4	2 LAPS	1:55.217	46	1 LAP	1:43.143	10	2 LAPS	1:51.262	77	5 LAPS	1:58.696
68	2 LAPS	1:56.914	68	2 LAPS	1:54.693	9	1 LAP	1:44.860	34	1 LAP	1:56.635	46	1 LAP	1:45.240	61	2 LAPS	2:06.206
35	2 LAPS	1:58.645	35	2 LAPS	1:54.936	1	1:32.837	3:07.735	16	48.005	1:40.509	16	49.632	1:42.354	18	4 LAPS	4:18.294
14	2 LAPS	3:15.672	14	2 LAPS	1:57.034	35	2 LAPS	2:00.029	24	1 LAP	1:47.067	60	2 LAPS	1:51.307	16	51.215	1:43.971
9	1 LAP	1:48.522	39	2 LAPS	1:54.646	70	1:33.505	1:49.463	8	1:15.691	1:46.220	22	2 LAPS	1:55.801	46	1 LAP	1:45.428
8	1:04.817	3:04.852	251	1 LAP	1:52.205	14	2 LAPS	1:57.848	4	2 LAPS	1:56.132	68	3 LAPS	2:34.453	34	2 LAPS	3:27.842
39	2 LAPS	1:54.274	70	1:24.385	1:43.816	18	2 LAPS	2:02.912	19	3 LAPS	2:05.772	24	1 LAP	1:47.118	10	2 LAPS	1:52.376
26	2 LAPS	2:04.039	26	2 LAPS	1:59.552	251	1 LAP	1:53.762	1	1:34.680	1:43.720	8	1:21.304	1:46.340	60	2 LAPS	1:51.001
251	1 LAP	3:18.805	77	4 LAPS	1:55.406	39	2 LAPS	1:59.863	70	1:35.316	1:43.688	1	1:38.380	1:44.427	22	2 LAPS	1:52.807
77	4 LAPS	1:56.066	12	1:36.267	1:45.500							70	1:39.488	1:44.899	68	3 LAPS	1:54.466
70	1:25.121	1:43.258	7	1 LAP	1:45.238										24	1 LAP	1:47.451
61	1 LAP	3:19.456	61	1 LAP	1:53.869										8	1:24.338	1:45.422
12	1:35.319	3:06.833													1	1:40.904	1:44.912
7	1 LAP	1:44.163													70	1:41.001	1:43.901

Session Start: 15:14:00 - Finish: 16:14:33

Weather/Track Conditions: Cloud / Wet

Circuit: Donington Park National

Track Length: 3.185 Km - 1.9791 miles

# Donington Historic Festival - 30 Apr - 2 May 2016

## Stirling Moss Trophy for pre-61 sportscars

### Race 14 - Lap Chart

Lap 25			Lap 26			Lap 27			Lap 28			Lap 29			Lap 30		
NO	Behind	Laptime	NO	Behind	Laptime	NO	Behind	Laptime	NO	Behind	Laptime	NO	Behind	Laptime	NO	Behind	Laptime
41		1:41.336	41		1:40.509	41		1:41.344	41		1:45.257	41		1:42.857	41		1:43.205
7	2 LAPS	1:43.790	70	1 LAP	1:42.402	70	1 LAP	1:42.457	70	1 LAP	1:47.475	22	3 LAPS	1:52.279	10	3 LAPS	1:51.407
4	3 LAPS	1:54.818	1	1 LAP	1:44.455	1	1 LAP	1:44.721	1	1 LAP	1:45.079	70	1 LAP	1:42.696	60	3 LAPS	1:50.950
251	2 LAPS	1:47.904	7	2 LAPS	1:43.608	7	2 LAPS	1:43.024	68	4 LAPS	1:57.540	18	5 LAPS	1:58.229	24	2 LAPS	1:47.857
35	3 LAPS	1:51.076	251	2 LAPS	1:46.581	251	2 LAPS	1:48.304	7	2 LAPS	1:44.775	1	1 LAP	1:44.728	70	1 LAP	1:45.201
19	4 LAPS	1:59.017	4	3 LAPS	1:53.492	4	3 LAPS	1:52.294	34	3 LAPS	2:05.553	26	4 LAPS	1:58.626	1	1 LAP	1:43.507
12	1 LAP	1:54.669	35	3 LAPS	1:51.111	35	3 LAPS	1:51.455	251	2 LAPS	1:49.013	7	2 LAPS	1:43.934	22	3 LAPS	1:52.019
14	3 LAPS	1:54.277	12	1 LAP	1:45.281	16	53.071	1:42.132	4	3 LAPS	1:53.497	68	4 LAPS	1:55.446	7	2 LAPS	1:44.847
39	3 LAPS	1:57.437	19	4 LAPS	2:00.240	46	1 LAP	1:46.501	35	3 LAPS	1:51.400	251	2 LAPS	1:49.445	18	5 LAPS	1:54.885
16	51.801	1:41.922	14	3 LAPS	1:55.252	19	4 LAPS	2:01.717	16	49.871	1:42.057	34	3 LAPS	2:06.941	26	4 LAPS	1:55.359
46	1 LAP	1:43.618	16	52.283	1:40.991	39	3 LAPS	1:55.991	46	1 LAP	1:43.453	16	51.765	1:44.751	68	4 LAPS	1:54.259
77	5 LAPS	1:57.261	39	3 LAPS	1:55.443	10	2 LAPS	1:51.730	14	4 LAPS	3:51.114	35	3 LAPS	1:52.508	251	2 LAPS	1:48.160
26	3 LAPS	1:59.428	46	1 LAP	1:43.749	60	2 LAPS	1:50.457	39	3 LAPS	1:55.160	4	3 LAPS	1:55.231	16	51.581	1:43.021
18	4 LAPS	1:56.296	10	2 LAPS	1:51.461	24	1 LAP	1:50.204	19	4 LAPS	1:59.712	46	1 LAP	1:43.219	46	1 LAP	1:42.684
10	2 LAPS	1:50.309	77	5 LAPS	1:59.685	18	4 LAPS	1:57.725	10	2 LAPS	1:51.762	14	4 LAPS	1:53.684	35	3 LAPS	1:51.476
60	2 LAPS	1:51.246	60	2 LAPS	1:51.876	22	2 LAPS	1:54.934	60	2 LAPS	1:52.080	39	3 LAPS	1:56.732	34	3 LAPS	2:06.592
22	2 LAPS	1:51.382	18	4 LAPS	1:58.975	8	1:38.463	1:46.233	8	1:39.040	1:45.834	19	4 LAPS	1:59.040	4	3 LAPS	1:52.660
34	2 LAPS	2:05.776	26	3 LAPS	2:01.576	26	3 LAPS	2:00.699	24	1 LAP	1:49.065	8	1:41.636	1:45.453	14	4 LAPS	1:54.365
24	1 LAP	1:47.398	22	2 LAPS	1:50.414												
68	3 LAPS	1:53.923	24	1 LAP	1:47.981												
8	1:28.349	1:45.347	8	1:33.574	1:45.734												
			68	3 LAPS	1:54.560												
			34	2 LAPS	2:03.372												

Session Start: 15:14:00 - Finish: 16:14:33

Weather/Track Conditions: Cloud / Wet

Circuit: Donington Park National

Track Length: 3.185 Km - 1.9791 miles

# Donington Historic Festival - 30 Apr - 2 May 2016

## Stirling Moss Trophy for pre-61 sportscars

### Race 14 - Lap Chart

Lap 31			Lap 32			Lap 33			Lap 34			Lap 35		
NO	Behind	Laptime	NO	Behind	Laptime	NO	Behind	Laptime	NO	Behind	Laptime	NO	Behind	Laptime
41		1:41.739	41		1:40.782	41		1:41.417	41		1:41.067	41		1:41.375
39	4 LAPS	1:55.388	14	5 LAPS	1:54.598	8	1 LAP	1:44.245	4	4 LAPS	1:52.837	8	1 LAP	1:45.002
8	1 LAP	1:45.232	8	1 LAP	1:43.473	70	1 LAP	1:41.516	35	4 LAPS	1:50.212	4	4 LAPS	1:54.348
70	1 LAP	1:43.030	70	1 LAP	1:42.320	34	4 LAPS	2:05.715	8	1 LAP	1:43.592	35	4 LAPS	1:49.406
10	3 LAPS	1:50.192	39	4 LAPS	1:53.564	1	1 LAP	1:42.350	70	1 LAP	1:41.911	1	1 LAP	1:41.837
60	3 LAPS	1:50.361	1	1 LAP	1:44.982	14	5 LAPS	1:53.520	1	1 LAP	1:42.079	70	1 LAP	1:51.715
19	5 LAPS	2:00.132	24	2 LAPS	1:48.027	24	2 LAPS	1:46.314	24	2 LAPS	1:44.717	24	2 LAPS	1:45.663
24	2 LAPS	1:49.265	10	3 LAPS	1:51.833	10	3 LAPS	1:48.054	7	2 LAPS	1:43.808	7	2 LAPS	1:43.980
1	1 LAP	1:43.593	60	3 LAPS	1:51.538	7	2 LAPS	1:44.892	14	5 LAPS	1:54.240	14	5 LAPS	1:52.133
7	2 LAPS	1:43.896	7	2 LAPS	1:43.505	39	4 LAPS	1:54.514	10	3 LAPS	1:48.080	10	3 LAPS	1:48.831
22	3 LAPS	1:52.805	19	5 LAPS	1:57.813	60	3 LAPS	1:49.847	60	3 LAPS	1:48.692	60	3 LAPS	1:46.845
18	5 LAPS	1:55.703	22	3 LAPS	1:51.085	22	3 LAPS	1:51.225	34	4 LAPS	2:06.160	39	4 LAPS	1:54.750
26	4 LAPS	1:55.068	18	5 LAPS	1:56.250	19	5 LAPS	1:58.459	39	4 LAPS	1:53.912	16	58.669	1:43.738
68	4 LAPS	1:56.413	26	4 LAPS	1:56.006	16	54.302	1:42.396	22	3 LAPS	1:52.098	34	4 LAPS	2:04.810
16	51.811	1:41.969	16	53.323	1:42.294	18	5 LAPS	1:55.905	16	56.306	1:43.071	22	3 LAPS	1:52.121
251	2 LAPS	1:49.223	251	2 LAPS	1:46.849	251	2 LAPS	1:46.778	19	5 LAPS	1:58.885	46	1 LAP	1:42.720
46	1 LAP	1:43.528	68	4 LAPS	1:56.468	46	1 LAP	1:44.529	251	2 LAPS	1:46.040	251	2 LAPS	1:45.952
35	3 LAPS	1:50.203	12	6 LAPS	10:43.425	26	4 LAPS	1:55.812	46	1 LAP	1:43.453	12	6 LAPS	1:43.106
4	3 LAPS	1:54.108	46	1 LAP	1:43.456	12	6 LAPS	1:46.328	12	6 LAPS	1:44.401	19	5 LAPS	1:57.788
34	3 LAPS	2:07.161	4	3 LAPS	1:53.047	68	4 LAPS	1:54.553	18	5 LAPS	1:55.167	18	5 LAPS	1:53.302
			35	3 LAPS	2:08.379				26	4 LAPS	1:57.840	26	4 LAPS	1:54.123
									68	4 LAPS	1:53.044	68	4 LAPS	1:53.592

Session Start: 15:14:00 - Finish: 16:14:33

Weather/Track Conditions: Cloud / Wet

Circuit: Donington Park National

Track Length: 3.185 Km - 1.9791 miles



## Donington Historic Festival - 30 Apr - 2 May 2016

### 'Mad Jack' for pre-War sports cars Qualifying for Race 16 - Classification

Sheet No:

POS	NO	DRIVER/S	CLASS	CLASS POS	CAR MAKE / MODEL	TIME	ON	LAPS	GAP	DIFF	MPH
1	11	Wakeman-Blakeney-Edwards	PW1	1	Frazer Nash Super Sports	1:32.744	10	11			76.82
2	2	Sam Stretton	PW6	1	Alta Sports	1:33.772	6	10	1.028	1.028	75.98
3	35	Halusa-Halusa	PW2	1	Bugatti T35C	1:35.369	13	13	2.625	1.597	74.71
4	99	Ewen Getley	PW3	1	Bentley 3/4½	1:37.095	11	12	4.351	1.726	73.38
5	8	Tom McWhirter	PW7	1	Jaguar SS 100	1:37.156	7	8	4.412	0.061	73.33
6	20	Rudiger Friedrichs	PW1	2	Alvis Speed 20 SA	1:37.351	2	3	4.607	0.195	73.19
7	9	Hudson-Morley	PW3	2	Bentley 3/4½	1:38.173	9	12	5.429	0.822	72.57
8	92	Halusa-Halusa	PW7	2	Alfa Romeo 8C 2300 Zagato	1:39.130	11	13	6.386	0.957	71.87
9	10	Ball C-Ball N	PW7	3	Invicta S type Low Chassis	1:40.610	10	13	7.866	1.480	70.81
10	21	Richard Iliffe	PW4	1	Riley Kestrel Sports	1:41.590	7	13	8.846	0.980	70.13
11	7	Heinz Stamm	PW5	1	Aston Martin 2 Litre Speed	1:42.070	6	10	9.326	0.480	69.80
12	3	Morley-Morley	PW3	3	Bentley 3/4½ 2-seater	1:42.495	1	8	9.751	0.425	69.51
13	14	Chris Chilcott	PW1	3	Frazer Nash Fast Tourer	1:42.993	8	9	10.249	0.498	69.18
14	4	Philip Champion	PW1	4	Frazer Nash Supersports	1:43.807	5	11	11.063	0.814	68.63
15	6	Nick Pellett	PW6	2	Talbot 105 Team Car	1:43.981	11	13	11.237	0.174	68.52
16	19	Trevor Swete	PW7	4	Invicta S-type	1:44.142	7	13	11.398	0.161	68.41
17	15	Gillett-Carr	PW1	5	Frazer Nash Supersports	1:44.497	1	8	11.753	0.355	68.18
18	115	Jonathan Turner	PW7	5	Triumph Dolomite 8	1:44.902	13	13	12.158	0.405	67.92
19	111	Chris Lunn	PW6	3	Talbot 105 Sports 'Team Car'	1:46.239	13	13	13.495	1.337	67.06
20	17	Jock Mackinnon	PW2	2	Bentley 3 litre Tourer	1:48.433	4	7	15.689	2.194	65.71
21	77	Adrian Van Der Kroft	PW6	4	Talbot 105	1:48.575	4	13	15.831	0.142	65.62
22	33	Robert Blakemore	PW4	2	Aston Martin Ulster	1:49.149	10	12	16.405	0.574	65.27
23	46	Duncan Wiltshire	PW2	3	Bentley 3 Litre	1:52.261	1	10	19.517	3.112	63.46
24	40	Richard Reay-Smith	PW7	6	Lagonda LG45	1:52.896	10	12	20.152	0.635	63.11
25	48	King-St Clair Tisdall	PW4	3	Morgan 4/4 Le Mans	1:53.685	3	10	20.941	0.789	62.67
26	18	Guy Northam	PW3	4	Bentley 4½	1:59.317	4	12	26.573	5.632	59.71
27	37	Sebba-Cole	PW4	4	Morgan 4/4 Le Mans	2:15.933	2	8	43.189	16.616	52.41

Cars 33 & 37 require working transponders - Regulation Q.12.2.1 refers

Session Start: 10:54:58 - Finish: 11:20:01

Weather/Track Conditions: Cloud / Dry

Circuit: Donington Park National

Track Length: 3.185 Km - 1.9791 miles

These results are provisional until the conclusion of any judicial and technical matters.

Clerk of the Course:  <div style="text-align: right;">Julian Floyd</div>	Timekeeper:  <div style="text-align: right;">Nick Palmer</div>	Posted at:
--------------------------------------------------------------------------------	----------------------------------------------------------------------	------------

# Donington Historic Festival - 30 Apr - 2 May 2016

## 'Mad Jack' for pre-War sports cars

### Qualifying for Race 16 - Sector Analysis

2 Sam Stretton (PW6)									Alta Sports										
lap	Sect-1	Speed	Sect-2	Speed	Sect-3	Speed	TopSpeed	laptime	pit	lap	Sect-1	Speed	Sect-2	Speed	Sect-3	Speed	Topspeed	laptime	pit
1	27.272	91.4	50.130	97.6	16.864	86.3		1:34.266		6	27.447	88.5	49.751	94.7	16.574	85.1		1:33.772	
2	27.088	90.4	51.956	94.4	17.408	86.2		1:36.452		7	27.856	85.5	50.851	92.9	17.105	84.0		1:35.812	
3	27.508	90.9	50.372	93.9	17.136	86.5		1:35.016		8	27.428	91.4	50.290	93.0	19.067	81.8		1:36.785	
4	28.021	83.9	53.558	92.5				1:46.532		9	27.526	92.6	51.362	93.4	17.317	85.6		1:36.205	
5	Out	82.4	53.395	64.1	18.350	86.3		3:32.884	P	10	29.426	93.0	55.452	77.1				1:48.865	

3 Morley-Morley (PW3)									Bentley 3/4½ 2-seater										
lap	Sect-1	Speed	Sect-2	Speed	Sect-3	Speed	TopSpeed	laptime	pit	lap	Sect-1	Speed	Sect-2	Speed	Sect-3	Speed	Topspeed	laptime	pit
1	29.199	87.9	54.145	90.4	19.151	79.6		1:42.495		5	29.691	87.9	54.207	88.9				1:47.492	
2	29.187	87.6	55.769	89.2	18.841	81.8		1:43.797		6		78.9	57.790	88.2	18.324	76.1		2:22.410	P
3	29.526	91.6	54.614	88.5	18.657	77.1		1:42.797		7	29.866	86.2	54.465	88.9	18.561	76.1		1:42.892	
4	29.199	93.2	55.947	87.6	19.897	78.8		1:45.043		8	29.342	86.0	54.361	88.8				1:47.382	

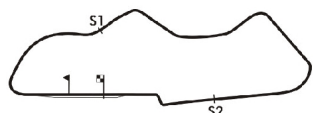
4 Philip Champion (PW1)									Frazer Nash Supersports										
lap	Sect-1	Speed	Sect-2	Speed	Sect-3	Speed	TopSpeed	laptime	pit	lap	Sect-1	Speed	Sect-2	Speed	Sect-3	Speed	Topspeed	laptime	pit
1	31.918	64.2	58.033	80.3	19.179	76.8		1:49.130		7	29.927	82.7	56.806	80.7	18.618	77.4		1:45.351	
2	30.659	80.3	56.551	80.9	19.478	76.0		1:46.688		8	30.061	83.2	55.820	80.3				1:48.383	
3	30.625	82.7	55.426	82.2	19.988	75.7		1:46.039		9	Out	85.3	55.566	83.0	18.946	75.9		5:20.201	P
4	30.486	83.0	55.225	83.6	18.856	76.8		1:44.567		10	30.144	87.1	56.000	81.0	21.149	72.5		1:47.293	
5	29.888	86.2	54.826	85.2	19.093	79.0		1:43.807		11	32.093	85.4	55.459	80.8				1:51.452	
6	29.743	80.2	55.034	83.6	19.468	78.0		1:44.245		12									

6 Nick Pellett (PW6)									Talbot 105 Team Car										
lap	Sect-1	Speed	Sect-2	Speed	Sect-3	Speed	TopSpeed	laptime	pit	lap	Sect-1	Speed	Sect-2	Speed	Sect-3	Speed	Topspeed	laptime	pit
1	30.962	75.3	56.305	85.1	21.097	69.8		1:48.364		8	29.846	79.2	56.389	85.4	18.680	78.5		1:44.915	
2	30.723	80.3	56.730	82.5	19.583	77.7		1:47.036		9	30.254	76.9	55.218	85.2	19.438	78.9		1:44.910	
3	30.448	78.3	57.268	82.6	19.861	78.4		1:47.577		10	29.743	85.3	55.148	84.6	19.235	78.9		1:44.126	
4	30.259	81.4	56.023	80.2	19.215	77.3		1:45.497		11	30.412	83.9	54.924	86.1	18.645	79.1		1:43.981	
5	29.717	82.0	55.951	84.8	19.103	78.0		1:44.771		12	29.407	79.4	57.168	84.9	20.795	69.7		1:47.370	
6	30.390	81.0	56.308	83.4	19.249	77.8		1:45.947		13	30.327	83.3	56.197	85.9	19.058	77.3		1:45.582	
7	29.750	81.0	55.556	84.7	18.787	76.6		1:44.093		14									

7 Heinz Stamm (PW5)									Aston Martin 2 Litre Speed										
lap	Sect-1	Speed	Sect-2	Speed	Sect-3	Speed	TopSpeed	laptime	pit	lap	Sect-1	Speed	Sect-2	Speed	Sect-3	Speed	Topspeed	laptime	pit
1	29.758	81.9	55.218	83.4	19.523	81.0		1:44.499		6	29.380	80.4	54.252	88.7	18.438	80.8		1:42.070	
2	30.090	77.5	56.713	89.3	19.208	80.6		1:46.011		7	29.939	80.8	54.284	86.3	18.870	81.2		1:43.093	
3	31.043	75.9	56.718	83.7	19.560	80.9		1:47.321		8	28.816	79.2	55.105	86.1	18.860	81.5		1:42.781	
4	30.002	76.8	55.968	84.3	20.159	79.0		1:46.129		9	29.018	81.3	54.692	87.3	18.848	81.8		1:42.558	
5	30.041	77.4	55.098	85.1	19.423	80.3		1:44.562		10	30.333	74.7	1:08.936	55.8				2:07.198	

8 Tom McWhirter (PW7)									Jaguar SS 100										
lap	Sect-1	Speed	Sect-2	Speed	Sect-3	Speed	TopSpeed	laptime	pit	lap	Sect-1	Speed	Sect-2	Speed	Sect-3	Speed	Topspeed	laptime	pit
1	28.951	78.4	54.740	100.6	19.212	89.3		1:42.903		5	29.384	78.5	54.217	102.2	18.339	86.4		1:41.940	
2	29.416	72.9	56.396	98.2	18.873	91.7		1:44.685		6	28.640	81.0	52.529	100.3	17.841	91.9		1:39.010	
3	29.161	76.8	54.439	96.5	18.687	92.0		1:42.287		7	28.354	79.5	51.599	104.1	17.203	90.5		1:37.156	
4	28.640	75.9	54.600	97.9	18.658	90.6		1:41.898		8	27.271	85.3	53.709	102.0	17.331	90.7		1:38.311	

9 Hudson-Morley (PW3)									Bentley 3/4½										
lap	Sect-1	Speed	Sect-2	Speed	Sect-3	Speed	TopSpeed	laptime	pit	lap	Sect-1	Speed	Sect-2	Speed	Sect-3	Speed	Topspeed	laptime	pit
1	30.962	78.3	56.354	82.2	19.969	76.3		1:47.285		7	Out	80.3	54.618	85.3	19.468	77.2		2:27.948	P
2	29.633	83.3	55.727	79.5	20.309	78.6		1:45.669		8	29.254	86.4	52.568	92.0	18.499	79.1		1:40.321	
3	32.617	71.9	58.085	68.6	21.912	77.0		1:52.614		9	28.431	84.6	51.737	92.7	18.005	79.5		1:38.173	
4	29.212	82.2	55.926	83.9	22.522	76.1		1:47.660		10	29.103	82.0	52.658	92.5	18.467	78.3		1:40.228	
5	29.775	76.8	57.269	80.9	20.141	76.9		1:47.185		11	28.867	84.1	54.631	92.7	17.995	78.0		1:41.493	
6	29.518	81.7	54.796	85.6				1:47.993		12	29.255	87.9	53.955	76.3				1:51.121	



**Session Start: 10:54:58 - Finish: 11:20:01**  
**Weather/Track Conditions: Cloud / Dry**  
**Circuit: Donington Park National**  
**Track Length: 3.185 Km - 1.9791 miles**

# Donington Historic Festival - 30 Apr - 2 May 2016

## 'Mad Jack' for pre-War sports cars

### Qualifying for Race 16 - Sector Analysis

10 Ball C-Ball N (PW7)									Invicta S type Low Chassis								
lap	Sect-1	Speed	Sect-2	Speed	Sect-3	Speed	TopSpeed	laptime pit	lap	Sect-1	Speed	Sect-2	Speed	Sect-3	Speed	Topspeed	laptime pit
1	31.893	76.2	57.826	90.6	19.315	77.5		1:49.034	8	29.138	85.9	54.208	93.3	18.291	79.3		1:41.637
2	30.710	75.6	59.689	89.8	19.463	79.1		1:49.862	9	29.036	87.0	54.678	93.9	19.286	79.0		1:43.000
3	30.478	78.1	59.947	86.3	20.272	78.7		1:50.697	10	28.812	86.4	53.457	92.1	18.341	80.8		1:40.610
4	31.338	77.6	57.550	89.4	21.252	77.6		1:50.140	11	28.582	87.3	53.156	93.4	19.328	76.9		1:41.066
5	31.063	78.6	57.203	90.9				1:51.992	12	28.880	86.4	53.400	93.3	18.403	78.5		1:40.683
6	81.1	81.1	55.999	90.7	18.671	79.4		2:33.109 P	13	28.974	85.9	54.239	91.7	18.061	79.4		1:41.274
7	30.537	74.5	55.862	91.9	18.490	80.4		1:44.889	14								

11 Wakeman-Blakeney-Edwards (PW1)									Frazer Nash Super Sports								
lap	Sect-1	Speed	Sect-2	Speed	Sect-3	Speed	TopSpeed	laptime pit	lap	Sect-1	Speed	Sect-2	Speed	Sect-3	Speed	Topspeed	laptime pit
1	27.627	99.0	50.693	90.4	16.905	84.4		1:35.225	7	27.034	96.6	49.653	91.9	17.326	82.6		1:34.013
2	27.171	98.8	50.748	92.1	16.820	84.5		1:34.739	8	27.236	96.2	51.207	92.6	17.172	84.4		1:35.615
3	27.216	98.8	53.463	82.8	19.256	75.1		1:39.935	9	27.111	99.3	48.870	98.0	17.337	82.9		1:33.318
4	29.432	78.4	58.634	80.6	20.075	73.9		1:48.141	10	27.038	98.6	48.958	96.1	16.748	84.7		1:32.744
5	30.296	79.2	54.159	77.0				1:50.016	11	31.508	79.2	54.524	80.6				1:47.661
6	Out	95.5	50.872	95.6	17.504	85.9		2:23.451 P	12								

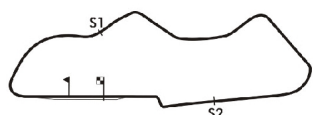
14 Chris Chilcott (PW1)									Frazer Nash Fast Tourer								
lap	Sect-1	Speed	Sect-2	Speed	Sect-3	Speed	TopSpeed	laptime pit	lap	Sect-1	Speed	Sect-2	Speed	Sect-3	Speed	Topspeed	laptime pit
1	29.878	82.5	57.355	87.1	19.423	77.2		1:46.656	6	29.858	84.0	55.623	87.1				1:50.718
2	29.791	85.0	55.643	85.7	19.114	78.1		1:44.548	7	Out	82.7	56.181	88.6	18.632	79.1		9:28.090 P
3	30.346	78.5	56.191	85.2	19.252	78.4		1:45.789	8	29.031	86.0	53.835	89.3	20.127	78.6		1:42.993
4	29.974	83.0	55.478	85.7	19.677	77.8		1:45.129	9	29.146	91.8	55.364	88.0	18.493	79.6		1:43.003
5	29.896	81.1	55.498	86.4	19.294	78.8		1:44.688	10								

15 Gillett-Carr (PW1)									Frazer Nash Supersports								
lap	Sect-1	Speed	Sect-2	Speed	Sect-3	Speed	TopSpeed	laptime pit	lap	Sect-1	Speed	Sect-2	Speed	Sect-3	Speed	Topspeed	laptime pit
1	30.977	75.0	55.310	82.8	18.210	75.7		1:44.497	5	36.394	64.2	1:07.021	71.2	22.778	63.6		2:06.193
2	29.974	78.6	54.212	84.3				1:48.161	6	35.517	64.6	1:05.266	71.8	21.984	65.6		2:02.767
3	Out	58.8	1:07.468	68.0	In			6:25.026 P	7	35.045	66.0	1:05.100	70.1	22.185	64.1		2:02.330
4	Out	61.9	1:06.708	69.6	23.319	63.3		3:48.861 P	8	35.545	66.7	1:05.709	68.8				2:06.976

17 Jock Mackinnon (PW2)									Bentley 3 litre Tourer								
lap	Sect-1	Speed	Sect-2	Speed	Sect-3	Speed	TopSpeed	laptime pit	lap	Sect-1	Speed	Sect-2	Speed	Sect-3	Speed	Topspeed	laptime pit
1	32.289	81.8	58.085	79.9	20.523	68.6		1:50.897	5	31.522	79.0	58.721	75.2	19.442	70.4		1:49.685
2	31.558	83.9	56.507	76.4	22.013	66.5		1:50.078	6	31.022	84.3	58.459	75.2	20.405	69.4		1:49.886
3	31.841	83.3	56.988	75.1	20.194	69.6		1:49.023	7	31.397	82.5	57.486	68.8				1:55.316
4	31.674	83.1	57.405	76.3	19.354	70.6		1:48.433	8								

18 Guy Northam (PW3)									Bentley 4½								
lap	Sect-1	Speed	Sect-2	Speed	Sect-3	Speed	TopSpeed	laptime pit	lap	Sect-1	Speed	Sect-2	Speed	Sect-3	Speed	Topspeed	laptime pit
1	35.475	64.0	1:07.460	74.7	22.487	68.8		2:05.422	7	35.678	66.0	1:04.773	75.3	22.258	65.9		2:02.709
2	35.115	68.4	1:05.029	75.2	22.314	67.9		2:02.458	8	35.139	67.4	1:04.773	74.4	22.471	64.3		2:02.383
3	35.632	60.5	1:03.760	75.1	22.088	67.5		2:01.480	9	35.845	67.4	1:05.417	76.5	21.988	65.3		2:03.250
4	34.503	70.7	1:03.153	74.6	21.661	67.4		1:59.317	10	35.261	66.8	1:04.953	74.8	22.060	67.7		2:02.274
5	34.789	68.0	1:04.449	74.7	22.043	66.2		2:01.281	11	34.635	69.2	1:04.715	74.8	21.870	66.1		2:01.220
6	34.710	70.3	1:04.702	74.5	21.927	67.5		2:01.339	12	34.762	72.5	1:04.479	73.7	22.426	66.0		2:01.667

19 Trevor Swete (PW7)									Invicta S-type								
lap	Sect-1	Speed	Sect-2	Speed	Sect-3	Speed	TopSpeed	laptime pit	lap	Sect-1	Speed	Sect-2	Speed	Sect-3	Speed	Topspeed	laptime pit
1	32.343	70.0	58.479	89.2	18.868	77.1		1:49.690	8	29.376	88.1	56.618	88.8	20.118	78.3		1:46.112
2	30.019	81.8	57.172	87.9	18.946	75.1		1:46.137	9	29.544	86.4	55.550	89.7	19.133	70.4		1:44.227
3	30.471	83.3	55.864	88.6	21.016	81.1		1:47.351	10	29.974	94.1	55.378	89.2	19.061	71.9		1:44.413
4	29.895	86.1	55.547	91.9	22.311	70.3		1:47.753	11	29.870	85.6	56.335	89.4	19.505	75.2		1:45.710
5	29.856	84.7	57.491	87.0	19.395	82.4		1:46.742	12	30.011	87.0	55.155	90.4	19.373	74.2		1:44.539
6	29.888	86.2	55.520	90.5	19.352	76.0		1:44.760	13	29.675	89.0	56.792	89.3	18.768	76.8		1:45.235
7	29.751	82.0	55.928	89.8	18.463	77.8		1:44.142	14								



**Session Start: 10:54:58 - Finish: 11:20:01**  
**Weather/Track Conditions: Cloud / Dry**  
**Circuit: Donington Park National**  
**Track Length: 3.185 Km - 1.9791 miles**

# Donington Historic Festival - 30 Apr - 2 May 2016

## 'Mad Jack' for pre-War sports cars

### Qualifying for Race 16 - Sector Analysis

20 Rudiger Friedrichs (PW1)									Alvis Speed 20 SA											
lap	Sect-1	Speed	Sect-2	Speed	Sect-3	Speed	TopSpeed	laptime	pit	lap	Sect-1	Speed	Sect-2	Speed	Sect-3	Speed	Topspeed	laptime	pit	
1	27.802	87.9	52.808	98.7	18.009	<u>88.6</u>		1:38.619		3	27.615	<u>90.9</u>	50.803	98.2					1:43.832	
2	27.606	89.6	51.898	99.3	17.847	<u>88.6</u>		1:37.351		4										

21 Richard Iliffe (PW4)									Riley Kestrel Sports										
lap	Sect-1	Speed	Sect-2	Speed	Sect-3	Speed	TopSpeed	laptime	pit	lap	Sect-1	Speed	Sect-2	Speed	Sect-3	Speed	Topspeed	laptime	pit
1	30.335	76.5	1:00.302	87.6	18.606	79.2		1:49.243		8	29.827	88.3	55.942	88.9	18.245	78.7		1:44.014	
2	29.706	85.1	56.108	87.3	18.723	78.4		1:44.537		9	29.733	67.7	54.865	90.9	18.385	79.0		1:42.983	
3	29.596	88.2	54.932	90.3	18.794	78.2		1:43.322		10	29.962	84.6	54.531	90.3	17.740	<u>80.3</u>		1:42.233	
4	28.851	90.4	54.546	89.4	19.231	77.8		1:42.628		11	28.641	<u>93.9</u>	54.803	88.7	18.759	78.1		1:42.203	
5	29.295	84.4	55.992	<u>92.5</u>	19.487	76.3		1:44.774		12	28.900	92.8	54.976	88.4	17.948	78.6		1:41.824	
6	29.172	88.4	54.252	90.9	18.209	79.2		1:41.633		13	29.368	87.5	54.220	88.5	18.114	79.3		1:41.702	
7	29.045	90.2	54.404	88.9	18.141	79.7		1:41.590		14									

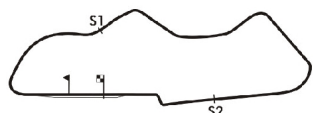
33 Robert Blakemore (PW4)									Aston Martin Ulster										
lap	Sect-1	Speed	Sect-2	Speed	Sect-3	Speed	TopSpeed	laptime	pit	lap	Sect-1	Speed	Sect-2	Speed	Sect-3	Speed	Topspeed	laptime	pit
1								1:54.853		7								1:54.385	
2								1:57.702		8								1:53.653	
3								2:00.406		9								1:58.677	
4								1:49.406		10								1:49.149	
5								1:50.381		11								1:51.127	
6								1:51.827		12								1:50.130	

35 Halusa-Halusa (PW2)									Bugatti T35C										
lap	Sect-1	Speed	Sect-2	Speed	Sect-3	Speed	TopSpeed	laptime	pit	lap	Sect-1	Speed	Sect-2	Speed	Sect-3	Speed	Topspeed	laptime	pit
1	31.372	70.0	56.650	98.0	18.803	87.0		1:46.825		8	27.706	85.0	51.239	103.1	17.180	90.5		1:36.125	
2	28.839	81.3	54.679	89.3	19.451	88.2		1:42.969		9	27.624	88.7	54.348	100.6	19.715	90.5		1:41.687	
3	29.652	75.0	56.270	90.3	18.484	88.5		1:44.406		10	27.845	89.6	52.329	103.1	17.213	91.6		1:37.387	
4	29.659	81.1	53.990	98.7	18.135	88.1		1:41.784		11	27.520	<u>94.6</u>	51.048	<u>104.7</u>	17.000	<u>92.7</u>		1:35.568	
5	29.289	84.6	52.593	100.2	18.171	87.7		1:40.053		12	27.102	88.0	51.587	102.3	16.896	91.4		1:35.585	
6	28.905	78.7	53.562	94.2				1:44.485		13	27.099	88.7	51.255	103.7	17.015	91.6		1:35.369	
7	Out	84.7	52.338	102.6	17.581	90.9		2:36.166	P	14									

37 Sebba-Cole (PW4)									Morgan 4/4 Le Mans										
lap	Sect-1	Speed	Sect-2	Speed	Sect-3	Speed	TopSpeed	laptime	pit	lap	Sect-1	Speed	Sect-2	Speed	Sect-3	Speed	Topspeed	laptime	pit
1								2:17.911		5								2:28.967	
2								2:15.933		6								2:29.266	
3								2:29.016		7								2:30.493	
4			In		In			6:29.268	P	8								2:29.848	

40 Richard Reay-Smith (PW7)									Lagonda LG45										
lap	Sect-1	Speed	Sect-2	Speed	Sect-3	Speed	TopSpeed	laptime	pit	lap	Sect-1	Speed	Sect-2	Speed	Sect-3	Speed	Topspeed	laptime	pit
1	33.323	63.8	1:04.865	82.6	21.033	69.8		1:59.221		7	31.458	83.7	1:01.381	84.0	21.097	68.1		1:53.936	
2	32.803	68.3	1:01.254	<u>85.0</u>	20.831	<u>72.4</u>		1:54.888		8	32.267	83.5	1:01.663	82.4	20.311	71.3		1:54.241	
3	32.351	71.5	1:02.346	82.6	21.214	68.7		1:55.911		9	31.479	84.1	1:02.823	82.3	19.893	70.4		1:54.195	
4	32.233	74.6	1:00.390	83.0	20.446	71.6		1:53.069		10	31.629	85.2	1:00.822	82.2	20.445	70.7		1:52.896	
5	31.752	80.8	1:00.672	82.3	20.486	70.2		1:52.910		11	31.087	<u>86.5</u>	1:05.209	82.7	20.454	71.3		1:56.750	
6	31.817	82.9	1:01.350	82.4	20.311	70.3		1:53.478		12	31.532	85.6	1:01.338	84.3	20.344	71.1		1:53.214	

46 Duncan Wiltshire (PW2)									Bentley 3 Litre										
lap	Sect-1	Speed	Sect-2	Speed	Sect-3	Speed	TopSpeed	laptime	pit	lap	Sect-1	Speed	Sect-2	Speed	Sect-3	Speed	Topspeed	laptime	pit
1	32.343	80.7	59.521	72.5	20.397	69.5		1:52.261		6	33.203	72.3	1:00.453	75.1	20.661	70.4		1:54.317	
2	32.537	77.9	59.564	67.1				1:56.350		7	32.610	73.9	1:01.469	74.6	20.588	69.4		1:54.667	
3		78.2	59.329	73.3	20.360	<u>70.7</u>		4:20.625	P	8	32.821	74.3	1:02.436	75.3	21.046	69.5		1:56.303	
4	31.860	<u>81.0</u>	58.773	70.2				1:53.447		9	32.663	75.3	1:00.096	<u>75.7</u>	20.657	64.5		1:53.416	
5		72.7	1:04.904	68.7	21.869	68.8		4:34.059	P	10	32.778	75.1	1:04.691	54.6				2:10.470	



**Session Start: 10:54:58 - Finish: 11:20:01**  
**Weather/Track Conditions: Cloud / Dry**  
**Circuit: Donington Park National**  
**Track Length: 3.185 Km - 1.9791 miles**

# Donington Historic Festival - 30 Apr - 2 May 2016

## 'Mad Jack' for pre-War sports cars

### Qualifying for Race 16 - Sector Analysis

48 King-St Clair Tisdall (PW4)									Morgan 4/4 Le Mans								
lap	Sect-1	Speed	Sect-2	Speed	Sect-3	Speed	TopSpeed	laptime pit	lap	Sect-1	Speed	Sect-2	Speed	Sect-3	Speed	Topspeed	laptime pit
1	33.089	80.5	1:01.990	71.3	20.733	64.9		1:55.812	6	33.760	75.6	1:02.972	70.6	21.709	62.8		1:58.441
2	32.786	81.4	1:01.584	71.2	20.898	65.0		1:55.268	7	34.130	72.3	1:02.550	71.3	21.783	62.5		1:58.463
3	32.827	81.1	1:00.625	71.5	20.233	64.7		1:53.685	8	34.416	73.5	1:03.022	72.1	21.713	62.3		1:59.151
4	32.704	80.5	1:00.219	70.4				1:57.661	9	33.799	72.4	1:02.932	71.9	21.832	63.4		1:58.563
5		72.6	1:05.583	67.7	23.129	62.5		5:59.234 P	10	33.614	74.2	1:02.268	70.5	21.639	62.8		1:57.521

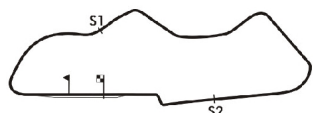
77 Adrian Van Der Kroft (PW6)									Talbot 105								
lap	Sect-1	Speed	Sect-2	Speed	Sect-3	Speed	TopSpeed	laptime pit	lap	Sect-1	Speed	Sect-2	Speed	Sect-3	Speed	Topspeed	laptime pit
1	32.894	75.2	59.687	79.7	19.803	71.6		1:52.384	8	31.165	82.3	58.167	77.0	19.591	71.5		1:48.923
2	31.355	83.3	57.983	79.1	19.894	70.3		1:49.232	9	31.548	83.6	1:00.067	76.9	19.718	71.4		1:51.333
3	31.530	83.4	59.169	77.6	20.192	72.0		1:50.891	10	31.767	82.1	59.322	77.3	19.830	71.5		1:50.919
4	31.315	85.2	57.443	77.5	19.817	70.8		1:48.575	11	31.495	86.0	58.552	77.9	19.426	70.4		1:49.473
5	31.353	86.3	59.038	75.7	19.818	70.5		1:50.209	12	31.880	83.3	58.844	76.8	19.725	71.0		1:50.449
6	31.478	82.7	57.915	78.0	19.900	70.0		1:49.293	13	31.183	85.5	58.450	79.1	19.935	70.6		1:49.568
7	31.857	82.0	57.356	77.9	19.750	71.3		1:48.963	14								

92 Halusa-Halusa (PW7)									Alfa Romeo 8C 2300 Zagato Spyder								
lap	Sect-1	Speed	Sect-2	Speed	Sect-3	Speed	TopSpeed	laptime pit	lap	Sect-1	Speed	Sect-2	Speed	Sect-3	Speed	Topspeed	laptime pit
1	31.479	69.6	1:00.814	93.5	19.107	83.1		1:51.400	8	29.073	81.8	53.680	95.6	18.256	84.2		1:41.009
2	29.207	84.9	54.053	94.3	18.013	85.4		1:41.273	9	28.677	87.2	54.203	96.7	18.468	83.6		1:41.348
3	29.100	82.2	54.022	96.2	18.420	86.7		1:41.542	10	28.901	82.6	52.984	94.3	18.849	83.2		1:40.734
4	28.759	83.3	54.860	95.6	18.869	84.0		1:42.488	11	28.320	88.0	52.972	95.9	17.838	84.3		1:39.130
5	28.634	87.0	54.077	96.6	18.337	84.9		1:41.048	12	28.357	87.4	53.096	95.6	18.609	82.8		1:40.062
6	28.551	84.5	53.046	96.6				1:45.104	13	28.544	86.2	53.211	96.9	18.115	83.4		1:39.870
7		80.0	55.008	92.4	18.572	83.4		2:27.739 P	14								

99 Ewen Getley (PW3)									Bentley 3/4½								
lap	Sect-1	Speed	Sect-2	Speed	Sect-3	Speed	TopSpeed	laptime pit	lap	Sect-1	Speed	Sect-2	Speed	Sect-3	Speed	Topspeed	laptime pit
1	28.679	86.4	53.875	94.2	18.000	79.6		1:40.554	7	28.033	88.9	51.680	95.4	18.068	79.7		1:37.781
2	28.457	88.1	53.232	94.7	17.586	81.0		1:39.275	8	28.218	87.1	51.896	96.7	17.833	80.7		1:37.947
3	28.569	83.9	54.448	93.6	17.777	81.6		1:40.794	9	27.812	92.1	51.517	96.7	17.857	81.0		1:37.186
4	28.255	87.3	52.798	96.1	17.875	80.1		1:38.928	10	28.195	88.9	54.235	95.2	17.819	81.1		1:40.249
5	28.588	81.0	52.749	96.9	19.711	78.8		1:41.048	11	27.847	91.0	51.352	97.0	17.896	80.5		1:37.095
6	29.317	88.4	52.258	95.8	18.417	79.7		1:39.992	12	27.606	89.6	52.837	96.9				1:43.448

111 Chris Lunn (PW6)									Talbot 105 Sports 'Team Car'								
lap	Sect-1	Speed	Sect-2	Speed	Sect-3	Speed	TopSpeed	laptime pit	lap	Sect-1	Speed	Sect-2	Speed	Sect-3	Speed	Topspeed	laptime pit
1	33.901	69.4	1:03.307	78.9	21.277	76.9		1:58.485	8	30.345	80.5	59.144	82.5	19.578	78.9		1:49.067
2	32.699	64.5	1:00.028	82.8	20.231	77.2		1:52.958	9	30.399	76.4	56.989	84.8	19.636	78.0		1:47.024
3	31.778	68.6	59.255	84.8	20.063	77.8		1:51.096	10	31.081	78.3	58.923	84.7	19.372	79.0		1:49.376
4	31.415	74.8	57.942	83.7	19.785	76.9		1:49.142	11	30.453	80.2	58.823	83.9	19.465	78.3		1:48.741
5	31.356	75.0	58.438	84.7	19.999	78.2		1:49.793	12	30.369	78.6	56.748	86.9	19.572	78.2		1:46.689
6	30.734	79.3	58.297	84.4	19.457	78.2		1:48.488	13	30.551	78.6	56.505	85.7	19.183	78.1		1:46.239
7	31.157	75.6	57.991	84.7	19.360	78.9		1:48.508	14								

115 Jonathan Turner (PW7)									Triumph Dolomite 8								
lap	Sect-1	Speed	Sect-2	Speed	Sect-3	Speed	TopSpeed	laptime pit	lap	Sect-1	Speed	Sect-2	Speed	Sect-3	Speed	Topspeed	laptime pit
1	31.034	71.3	57.872	89.1	19.253	80.7		1:48.159	8	30.826	71.2	56.608	85.1	19.577	80.2		1:47.011
2	30.915	71.4	58.357	84.7	19.894	78.9		1:49.166	9	32.907	72.2	56.468	83.3	19.669	75.8		1:49.044
3	30.905	73.9	56.450	86.5	19.994	80.1		1:47.349	10	32.148	72.0	55.263	88.2	19.733	79.8		1:47.144
4	31.069	74.1	57.195	84.2	20.054	78.3		1:48.318	11	30.828	73.3	58.345	86.5	19.136	80.9		1:48.309
5	32.108	72.1	58.206	85.1	19.614	80.3		1:49.928	12	30.199	75.8	55.622	91.7	19.104	81.3		1:44.925
6	31.358	70.3	57.678	84.5	20.214	77.9		1:49.250	13	29.835	75.1	56.129	87.9	18.938	80.6		1:44.902
7	31.327	72.0	56.811	86.1	19.302	78.5		1:47.440	14								



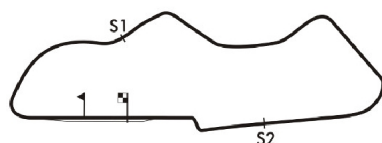
**Session Start: 10:54:58 - Finish: 11:20:01**  
**Weather/Track Conditions: Cloud / Dry**  
**Circuit: Donington Park National**  
**Track Length: 3.185 Km - 1.9791 miles**

# Donington Historic Festival - 30 Apr - 2 May 2016

## 'Mad Jack' for pre-War sports cars

### Qualifying for Race 16 - Best Sector Times

POS	NO	DRIVER/S	Sector 1			Sector 2			Sector 3			IDEAL LAP	BEST LAP	On
			TIME	LAP	POS	TIME	LAP	POS	TIME	LAP	POS			
1	11	Wakeman-Blakeney-Edwards	27.034	7	2	48.870	9	1	16.748	10	2	1:32.652	<b>1:32.744</b>	<b>10</b>
2	2	Sam Stretton	27.088	2	3	49.751	6	2	16.574	6	1	1:33.413	<b>1:33.772</b>	<b>6</b>
3	35	Halusa-Halusa	27.099	13	4	51.048	11	4	16.896	12	3	1:35.043	<b>1:35.369</b>	<b>13</b>
4	99	Ewen Getley	27.606	12	6	51.352	11	5	17.586	2	5	1:36.544	<b>1:37.095</b>	<b>11</b>
5	8	Tom McWhirter	27.001	9	1	51.599	7	6	17.203	7	4	1:35.803	<b>1:37.156</b>	<b>7</b>
6	20	Rudiger Friedrichs	27.606	2	5	50.803	3	3	17.847	2	8	1:36.256	<b>1:37.351</b>	<b>2</b>
7	9	Hudson-Morley	28.431	9	8	51.737	9	7	17.995	11	9	1:38.163	<b>1:38.173</b>	<b>9</b>
8	92	Halusa-Halusa	28.320	11	7	52.972	11	8	17.838	11	7	1:39.130	<b>1:39.130</b>	<b>11</b>
9	10	Ball C-Ball N	28.582	11	9	53.156	11	9	18.061	13	10	1:39.799	<b>1:40.610</b>	<b>10</b>
10	21	Richard Iliffe	28.641	11	10	54.220	13	13	17.740	10	6	1:40.601	<b>1:41.590</b>	<b>7</b>
11	7	Heinz Stamm	28.816	8	11	54.252	6	14	18.438	6	13	1:41.506	<b>1:42.070</b>	<b>6</b>
12	3	Morley-Morley	29.187	2	13	54.145	1	11	18.324	6	12	1:41.656	<b>1:42.495</b>	<b>1</b>
13	14	Chris Chilcott	29.031	8	12	53.835	8	10	18.493	9	15	1:41.359	<b>1:42.993</b>	<b>8</b>
14	4	Philip Champion	29.743	6	16	54.826	5	15	18.618	7	16	1:43.187	<b>1:43.807</b>	<b>5</b>
15	6	Nick Pellett	29.407	12	15	54.924	11	16	18.645	11	17	1:42.976	<b>1:43.981</b>	<b>11</b>
16	19	Trevor Swete	29.376	8	14	55.155	12	17	18.463	7	14	1:42.994	<b>1:44.142</b>	<b>7</b>
17	15	Gillett-Carr	29.974	2	18	54.212	2	12	18.149	0	11	1:42.335	<b>1:44.497</b>	<b>1</b>
18	115	Jonathan Turner	29.835	13	17	55.263	10	18	18.938	13	18	1:44.036	<b>1:44.902</b>	<b>13</b>
19	111	Chris Lunn	30.345	8	19	56.505	13	19	19.183	13	19	1:46.033	<b>1:46.239</b>	<b>13</b>
20	17	Jock Mackinnon	31.022	6	20	56.507	2	20	19.354	4	20	1:46.883	<b>1:48.433</b>	<b>4</b>
21	77	Adrian Van Der Kroft	31.165	8	22	57.356	7	21	19.426	11	21	1:47.947	<b>1:48.575</b>	<b>4</b>
22	33	Robert Blakemore											<b>1:49.149</b>	<b>10</b>
23	46	Duncan Wiltshire	31.860	4	23	58.773	4	22	20.142	0	23	1:50.775	<b>1:52.261</b>	<b>1</b>
24	40	Richard Reay-Smith	31.087	11	21	1:00.390	4	24	19.893	9	22	1:51.370	<b>1:52.896</b>	<b>10</b>
25	48	King-St Clair Tisdall	32.704	4	24	1:00.219	4	23	20.233	3	24	1:53.156	<b>1:53.685</b>	<b>3</b>
26	18	Guy Northam	34.503	4	25	1:03.153	4	25	21.661	4	25	1:59.317	<b>1:59.317</b>	<b>4</b>
27	37	Sebba-Cole											<b>2:15.933</b>	<b>2</b>



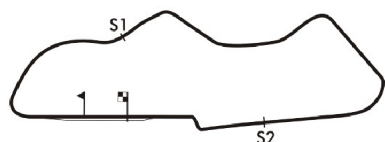
**Session Start: 10:54:58 - Finish: 11:20:01**  
**Weather/Track Conditions: Cloud / Dry**  
**Circuit: Donington Park National**  
**Track Length: 3.185 Km - 1.9791 miles**

# Donington Historic Festival - 30 Apr - 2 May 2016

## 'Mad Jack' for pre-War sports cars

### Qualifying for Race 16 - Best Sector Speeds

	NO	SECTOR 1	MPH	NO	SECTOR 2	MPH	NO	SECTOR 3	MPH
1	11	Wakeman-Blakeney-Edwar	99.3	35	Halusa-Halusa	104.7	35	Halusa-Halusa	92.7
2	35	Halusa-Halusa	94.6	8	Tom McWhirter	104.1	8	Tom McWhirter	92.0
3	19	Trevor Swete	94.1	20	Rudiger Friedrichs	102.8	20	Rudiger Friedrichs	88.6
4	21	Richard Iliffe	93.9	11	Wakeman-Blakeney-Edward	98.0	92	Halusa-Halusa	86.7
5	3	Morley-Morley	93.2	2	Sam Stretton	97.6	2	Sam Stretton	86.5
6	2	Sam Stretton	93.0	99	Ewen Getley	97.0	11	Wakeman-Blakeney-Edward	85.9
7	99	Ewen Getley	92.1	92	Halusa-Halusa	96.9	19	Trevor Swete	82.4
8	14	Chris Chilcott	91.8	10	Ball C-Ball N	93.9	3	Morley-Morley	81.8
9	20	Rudiger Friedrichs	90.9	9	Hudson-Morley	92.7	7	Heinz Stamm	81.8
10	8	Tom McWhirter	89.2	21	Richard Iliffe	92.5	99	Ewen Getley	81.6
11	92	Halusa-Halusa	88.0	19	Trevor Swete	91.9	15	Gillett-Carr	81.5
12	9	Hudson-Morley	87.9	115	Jonathan Turner	91.7	115	Jonathan Turner	81.3
13	10	Ball C-Ball N	87.3	3	Morley-Morley	90.4	10	Ball C-Ball N	80.8
14	4	Philip Champion	87.1	7	Heinz Stamm	89.3	21	Richard Iliffe	80.3
15	40	Richard Reay-Smith	86.5	14	Chris Chilcott	89.3	14	Chris Chilcott	79.6
16	77	Adrian Van Der Kroft	86.3	111	Chris Lunn	86.9	9	Hudson-Morley	79.5
17	15	Gillett-Carr	85.5	15	Gillett-Carr	86.4	6	Nick Pellett	79.1
18	6	Nick Pellett	85.3	6	Nick Pellett	86.1	4	Philip Champion	79.0
19	17	Jock Mackinnon	84.3	4	Philip Champion	85.2	111	Chris Lunn	79.0
20	7	Heinz Stamm	81.9	40	Richard Reay-Smith	85.0	40	Richard Reay-Smith	72.4
21	48	King-St Clair Tisdall	81.4	17	Jock Mackinnon	79.9	77	Adrian Van Der Kroft	72.0
22	46	Duncan Wiltshire	81.0	77	Adrian Van Der Kroft	79.7	46	Duncan Wiltshire	70.7
23	111	Chris Lunn	80.5	18	Guy Northam	76.5	17	Jock Mackinnon	70.6
24	115	Jonathan Turner	75.8	46	Duncan Wiltshire	75.7	18	Guy Northam	68.8
25	18	Guy Northam	72.5	48	King-St Clair Tisdall	72.1	48	King-St Clair Tisdall	65.0
26	33	Robert Blakemore	0.0	33	Robert Blakemore	0.0	33	Robert Blakemore	0.0
27	37	Sebba-Cole	0.0	37	Sebba-Cole	0.0	37	Sebba-Cole	0.0



**Session Start: 10:54:58 - Finish: 11:20:01**  
**Weather/Track Conditions: Cloud / Dry**  
**Circuit: Donington Park National**  
**Track Length: 3.185 Km - 1.9791 miles**

# Donington Historic Festival - 30 Apr - 2 May 2016

## 'Mad Jack' for pre-War sports cars

### Race 16 - Starting Grid

Sheet No:

Start Time : 16:45 - Heat Duration : 40 Minutes

14	27	<b>37</b> Sebba-Cole		
13	25	<b>48</b> King-St Clair Tisdall	26	<b>18</b> Guy Northam
12	23	<b>46</b> Duncan Wiltshire	24	<b>40</b> Richard Reay-Smith
11	21	<b>77</b> Adrian Van Der Kroft	22	<b>33</b> Robert Blakemore
10	19	<b>117</b> Chris Lunn	20	<b>17</b> Jock Mackinnon
9	17	<b>15</b> Gillett-Carr	18	<b>115</b> Jonathan Turner
8	15	<b>6</b> Nick Pellett	16	<b>19</b> Trevor Swete
7	13	<b>14</b> Chris Chilcott	14	<b>4</b> Philip Champion
6	11	<b>7</b> Heinz Stamm	12	<b>3</b> Morley-Morley
5	9	<b>10</b> Ball C-Ball N	10	<b>21</b> Richard Iliffe
4	7	<b>9</b> Hudson-Morley	8	<b>92</b> Halusa-Halusa
3	5	<b>8</b> Tom McWhirter	6	<b>20</b> Rudiger Friedrichs
2	3	<b>35</b> Halusa-Halusa	4	<b>99</b> Ewen Getley
1	1	<b>11</b> Wakeman-Blakeney-Edwards	2	<b>2</b> Sam Stretton

Pole Right



These results are provisional until the conclusion of any judicial and technical matters.

*Circuit: Donington Park National  
Track Length: 3.185 Km - 1.9791 miles*

Clerk of the Course:

Timekeeper:

Posted at:

Julian Floyd

Nick Palmer





## Donington Historic Festival - 30 Apr - 2 May 2016

### HRDC 'Touring Greats' for pre-60 Touring Cars Qualifying for Race 17 - Classification

Sheet No:

POS	NO	DRIVER/S	CLASS	CLASS POS	CAR MAKE / MODEL	TIME	ON	LAPS	GAP	DIFF	MPH
1	77	Jordan-Jordan	S	1	Austin A40	1:27.851	12	15			81.10
2	13	Brooks-Caine	S	2	Austin A40	1:29.517	9	14	1.666	1.666	79.59
3	48	Butterfield R-Butterfield T	A	1	Jaguar Mkl	1:29.805	7	15	1.954	0.288	79.33
4	4	Brown-Dutton	S	3	Austin A35 Speedwell	1:29.929	7	13	2.078	0.124	79.23
5	1	Harrison-Watts	B	1	Volvo Amazon	1:31.542	3	14	3.691	1.613	77.83
6	2	Glen Pearson	A	2	Jaguar Mkl	1:32.114	7	13	4.263	0.572	77.35
7	17	Dave Devine	B	2	Riley 1.5	1:32.131	9	11	4.280	0.017	77.33
8	8	Simon Crompton	S	4	Austin A35 Speedwell	1:32.688	1	5	4.837	0.557	76.87
9	296	Tom Shephard	C	1	Alfa Romeo Giulietta Ti	1:32.771	11	14	4.920	0.083	76.80
10	11	Ding Boston	B	3	OUMF Riley 1.5	1:32.874	10	14	5.023	0.103	76.71
11	59	Ross-Unsworth	T63	1	Alfa Giulia Ti	1:33.278	11	13	5.427	0.404	76.38
12	5	John Yea	S	5	Austin A40	1:33.951	12	15	6.100	0.673	75.83
13	68	Marc Gordon	A	3	Jaguar XK150S	1:34.073	9	14	6.222	0.122	75.74
14	21	Frankel-Frankel	T63	2	Alfa Giulia Super	1:34.186	8	14	6.335	0.113	75.64
15	23	Love-Love	A	4	Jaguar XK150	1:34.251	13	13	6.400	0.065	75.59
16	69	Gavin Watson	C	2	Alfa Giulietta Ti	1:34.302	10	15	6.451	0.051	75.55
17	40	Richard Meins	S	6	Austin A40	1:34.467	11	12	6.616	0.165	75.42
18	91	Christopher Unsworth	S	7	Austin A40	1:34.521	14	15	6.670	0.054	75.38
19	25	Connew-Lewis	A	5	Jaguar Mkl	1:34.877	4	13	7.026	0.356	75.09
20	12	Frankel-Frankel	T63	3	Alfa Giulia Super	1:35.641	10	11	7.790	0.764	74.49
21	9	Darren McWhirter	A	6	Jaguar Mkl	1:35.669	3	5	7.818	0.028	74.47
22	7	Slevin-Mullen	T63	4	Alfa Romeo Giulia Ti Super	1:37.262	7	14	9.411	1.593	73.25
23	14	Tim Cotgrove	T63	5	Ford Anglia 1200	1:37.769	3	5	9.918	0.507	72.87
24	22	Harris-Tart	A	7	Jaguar Mk7	1:38.621	9	13	10.770	0.852	72.24
25	94	Barry Louvel	D	1	Triumph Herald Coupe	1:38.880	5	5	11.029	0.259	72.05
26	151	Lucas-Pittaway	ACD	1	Austin A35 Academy	1:40.361	12	12	12.510	1.481	70.99
27	112	John Cleland	ACD	2	Austin A30 Academy	1:42.389	3	5	14.538	2.028	69.58
28	90	Paul Clayson	T63	6	Vauxhall VX/490	1:42.927	11	13	15.076	0.538	69.22
29	88	Barber-Thomas	D	2	Fiat Abarth 850TC	1:42.976	11	12	15.125	0.049	69.19
30	999	Chris Rea	S	8	Morris Minor	1:43.592	13	13	15.741	0.616	68.78
31	96	Chris Pearson	S	9	Austin A35 Speedwell	1:43.600	3	12	15.749	0.008	68.77
32	15	Julian Crossley	C	3	Jowett Javelin	1:43.979	7	13	16.128	0.379	68.52
33	50	Peter Blanchett	C	4	Austin A50	1:44.309	13	13	16.458	0.330	68.30
34	54	Hall-Mills	T63	7	Vauxhall VX4/90	1:44.813	12	12	16.962	0.504	67.97
35	31	Les Ely	A	8	Jaguar Mkl						

Cars 2, 9, 12, 25 & 48 - transponders working intermittently

Session Start: 11:30:10 - Finish: 11:55:11

Weather/Track Conditions: Cloud / Dry

Circuit: Donington Park National

Track Length: 3.185 Km - 1.9791 miles

These results are provisional until the conclusion of any judicial and technical matters.

Clerk of the Course:

Glynn Lee

Timekeeper:

Nick Palmer

Posted at:

# Donington Historic Festival - 30 Apr - 2 May 2016

## HRDC 'Touring Greats' for pre-60 Touring Cars

### Qualifying for Race 17 - Sector Analysis

1 Harrison-Watts (B)										Volvo Amazon									
lap	Sect-1	Speed	Sect-2	Speed	Sect-3	Speed	TopSpeed	laptime	pit	lap	Sect-1	Speed	Sect-2	Speed	Sect-3	Speed	Topspeed	laptime	pit
1	26.114	103.2	49.276	100.8	16.392	91.1		1:31.782		8	26.698	90.2	49.399	101.1	16.987	90.6		1:33.084	
2	25.753	101.0	51.019	89.4	17.590	91.9		1:34.362		9	26.552	92.3	51.052	100.3	17.033	90.9		1:34.637	
3	25.997	102.3	49.101	102.6	16.444	91.4		1:31.542		10	26.665	90.1	49.067	102.5	16.417	91.4		1:32.149	
4	29.177	87.3	1:00.063	95.0				1:48.111		11	26.550	90.8	50.989	102.2	16.840	91.0		1:34.379	
5	Out	89.8	52.336	92.2	19.017	89.1		3:07.092	P	12	26.524	91.6	50.164	102.5	16.640	90.1		1:33.328	
6	28.757	86.6	50.104	100.9	17.118	89.4		1:35.979		13	26.347	93.9	49.153	102.8	16.488	90.7		1:31.988	
7	26.805	91.4	50.701	100.0	17.761	88.4		1:35.267		14	26.141	96.2	49.475	102.8	16.952	91.5		1:32.568	

2 Glen Pearson (A)										Jaguar Mkl									
lap	Sect-1	Speed	Sect-2	Speed	Sect-3	Speed	TopSpeed	laptime	pit	lap	Sect-1	Speed	Sect-2	Speed	Sect-3	Speed	Topspeed	laptime	pit
1	26.987	88.5	50.400		16.866			1:34.253		8	27.175		51.796					1:43.564	
2	27.210	93.2	49.408		16.847			1:33.465		9		81.8	52.724		17.081			2:56.416	P
3	26.595	85.1	50.735		16.426			1:33.756		10	27.691	86.3	50.724		17.057			1:35.472	
4	26.561	90.8	49.721		16.323			1:32.605		11	27.138	82.2	51.979		17.878			1:36.995	
5					17.205			1:33.032		12	2:02.715	88.0	50.478		18.168			3:11.361	
6					16.670			1:32.920		13	27.381	88.4	50.143		17.335			1:34.859	
7	26.395	93.0	49.336		16.383			1:32.114		14									

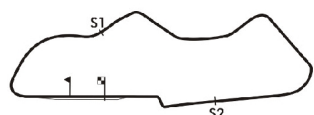
4 Brown-Dutton (S)										Austin A35 Speedwell									
lap	Sect-1	Speed	Sect-2	Speed	Sect-3	Speed	TopSpeed	laptime	pit	lap	Sect-1	Speed	Sect-2	Speed	Sect-3	Speed	Topspeed	laptime	pit
1	25.992	96.9	48.798	100.5	17.192	81.2		1:31.982		8	25.883	103.2	50.493	100.6				1:38.217	
2	26.660	94.2	49.834	91.6	18.311	87.9		1:34.805		9			In		In			3:18.906	P
3	26.285	98.0	48.700	88.1	19.693	90.3		1:34.678		10								1:33.939	
4	26.182	98.4	47.990	102.2	18.244	88.5		1:32.416		11								1:33.835	
5	26.349	87.7	48.761	101.3	16.692	86.7		1:31.802		12								1:32.835	
6	26.185	100.6	49.126	101.3	16.663	89.8		1:31.974		13								3:04.832	
7	25.613	105.3	47.868	100.6	16.448	91.0		1:29.929		14									

5 John Yea (S)										Austin A40									
lap	Sect-1	Speed	Sect-2	Speed	Sect-3	Speed	TopSpeed	laptime	pit	lap	Sect-1	Speed	Sect-2	Speed	Sect-3	Speed	Topspeed	laptime	pit
1	28.550	86.8	53.042	88.7	18.757	82.9		1:40.349		9	28.282	92.3	50.562	96.2	18.616	83.4		1:37.460	
2	27.855	92.4	54.830	76.3	20.099	82.8		1:42.784		10	27.067	93.5	50.032	97.6	17.308	84.5		1:34.407	
3	28.652	89.8	51.401	96.1	17.969	84.6		1:38.022		11	27.703	88.8	50.959	97.2	17.224	84.6		1:35.886	
4	28.399	90.1	51.688	97.2	17.906	84.5		1:37.993		12	27.026	92.8	49.921	97.6	17.004	86.2		1:33.951	
5	28.520	90.2	53.556	96.3	17.774	85.3		1:39.850		13	27.418	94.2	50.175	98.3	17.419	85.6		1:35.012	
6	27.507	87.5	51.331	98.0	17.790	85.4		1:36.628		14	26.911	95.8	51.884	95.9	18.345	81.1		1:37.140	
7	27.018	90.2	51.388	97.0	17.626	84.2		1:36.032		15	27.176	92.3	51.396	85.3	18.372	77.4		1:36.944	
8	27.381	93.4	51.031	95.9	17.896	78.8		1:36.308		16									

7 Slevin-Mullen (T63)										Alfa Romeo Giulia Ti Super									
lap	Sect-1	Speed	Sect-2	Speed	Sect-3	Speed	TopSpeed	laptime	pit	lap	Sect-1	Speed	Sect-2	Speed	Sect-3	Speed	Topspeed	laptime	pit
1	28.510	92.3	53.354	96.3	17.857	85.4		1:39.721		8	28.452	81.1	52.902	95.9	17.219	84.8		1:38.573	
2	28.749	91.2	53.137	85.9	18.606	83.9		1:40.492		9	28.166	92.4	53.830	95.0				1:45.303	
3	28.404	88.4	53.308	95.0	18.984	84.2		1:40.696		10	Out	81.2	53.590	94.8	18.155	84.2		2:42.216	P
4	29.354	90.4	52.855	95.8	17.305	86.0		1:39.514		11	28.399	84.6	53.184	96.2	17.853	85.9		1:39.436	
5	28.149	86.8	52.696	96.2	17.561	83.7		1:38.406		12	27.804	88.9	52.217	96.6	18.152	84.3		1:38.173	
6	27.750	92.4	52.625	97.3	17.383	85.4		1:37.758		13	27.890	86.8	52.065	96.2	17.542	85.6		1:37.497	
7	27.649	92.4	52.658	96.3	16.955	86.7		1:37.262		14	27.882	88.5	51.938	97.0	17.551	85.9		1:37.371	

8 Simon Crompton (S)										Austin A35 Speedwell									
lap	Sect-1	Speed	Sect-2	Speed	Sect-3	Speed	TopSpeed	laptime	pit	lap	Sect-1	Speed	Sect-2	Speed	Sect-3	Speed	Topspeed	laptime	pit
1	26.929	99.1	49.218	95.0	16.541	86.8		1:32.688		4	27.264	96.3	49.744	96.3	16.713	86.7		1:33.721	
2	26.584	95.6	50.541	94.7	18.074	85.6		1:35.199		5	29.093	94.7	50.942	90.7				1:43.677	
3	27.056	98.7	50.985	75.6	20.429	85.2		1:38.470		6									

9 Darren McWhirter (A)										Jaguar Mkl									
lap	Sect-1	Speed	Sect-2	Speed	Sect-3	Speed	TopSpeed	laptime	pit	lap	Sect-1	Speed	Sect-2	Speed	Sect-3	Speed	Topspeed	laptime	pit
1	27.052	88.1	51.650	87.9	18.302	85.9		1:37.004		4	27.951	82.4	51.160	99.0	18.192	72.6		1:37.303	
2	27.178	83.7	51.808	84.0	19.384	89.7		1:38.370		5	30.554	78.4	59.589	73.1				1:54.471	
3	27.673	88.1	50.162	100.5	17.834	91.5		1:35.669		6									



**Session Start: 11:30:10 - Finish: 11:55:11**  
**Weather/Track Conditions: Cloud / Dry**  
**Circuit: Donington Park National**  
**Track Length: 3.185 Km - 1.9791 miles**

# Donington Historic Festival - 30 Apr - 2 May 2016

## HRDC 'Touring Greats' for pre-60 Touring Cars

### Qualifying for Race 17 - Sector Analysis

11 Ding Boston (B)									OUMF Riley 1.5								
lap	Sect-1	Speed	Sect-2	Speed	Sect-3	Speed	TopSpeed	laptime pit	lap	Sect-1	Speed	Sect-2	Speed	Sect-3	Speed	Topspeed	laptime pit
1	28.571	82.8	54.752	88.4	18.639	82.6		1:41.962	8	27.012	97.3	49.866	94.4	16.623	84.4		1:33.501
2	27.338	90.5	52.115	92.1	17.597	83.2		1:37.050	9	26.629	97.3	50.340	94.4	17.282	84.4		1:34.251
3	27.351	97.4	51.190	93.9	17.661	83.2		1:36.202	10	27.103	97.0	49.323	96.1	16.448	84.6		1:32.874
4	27.388	90.4	52.595	94.6	17.411	84.0		1:37.394	11	26.821	96.5	50.875	95.9	16.742	84.2		1:34.438
5	27.643	93.2	52.051	95.0	17.047	84.0		1:36.741	12	27.199	96.0	51.271	93.8	16.994	84.3		1:35.464
6	26.951	96.3	49.596	95.2	17.534	82.2		1:34.081	13	26.937	96.5	50.351	95.1	17.914	83.4		1:35.202
7	27.051	97.7	49.849	95.0	17.354	83.6		1:34.254	14	27.253	88.3	50.724	95.8	16.872	80.6		1:34.849

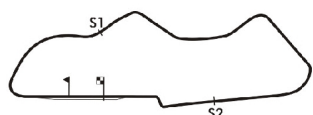
12 Frankel-Frankel (T63)									Alfa Giulia Super								
lap	Sect-1	Speed	Sect-2	Speed	Sect-3	Speed	TopSpeed	laptime pit	lap	Sect-1	Speed	Sect-2	Speed	Sect-3	Speed	Topspeed	laptime pit
1	28.730	82.8	51.780	95.4	27.617	58.2		1:48.127	7		80.2	55.321	92.5	17.268	88.7		2:55.231 P
2	32.285	86.3	54.130	75.3	20.598	82.8		1:47.013	8	27.559	90.4	51.781	95.0	17.331	85.1		1:36.671
3	29.028	90.7	52.670	93.0	17.967	84.9		1:39.665	9	27.535	90.5	51.763	95.4	17.249	85.7		1:36.547
4	27.781	89.2	52.271	94.3	17.589	87.4		1:37.641	10	27.149	92.9	51.212	95.2	17.280	85.1		1:35.641
5	2:05.397	88.9	52.669	93.1	18.023	80.0		3:16.089	11	29.714	85.6	55.838	70.2				1:50.496
6	28.137	93.8	52.776	92.1				1:42.816	12								

13 Brooks-Caine (S)									Austin A40								
lap	Sect-1	Speed	Sect-2	Speed	Sect-3	Speed	TopSpeed	laptime pit	lap	Sect-1	Speed	Sect-2	Speed	Sect-3	Speed	Topspeed	laptime pit
1	28.075	94.3	50.491	93.4	17.514	86.5		1:36.080	8	25.687	105.9	48.034	99.2	16.277	88.9		1:29.998
2	27.112	96.3	48.794	97.7	18.040	80.4		1:33.946	9	25.793	104.3	47.540	100.2	16.184	90.5		1:29.517
3	28.327	99.3	50.375	95.2	18.025	85.4		1:36.727	10	25.708	104.5	1:00.511	65.8	20.203	65.7		1:46.422
4	27.144	97.3	49.043	95.5				1:37.437	11	34.304	77.7	59.789	52.2	21.365	88.9		1:55.458
5	Out	100.6	49.132	99.3	16.880	89.3		2:40.281 P	12	25.586	106.6	47.203	100.6	17.158	88.0		1:29.947
6	25.735	106.6	48.313	99.9	16.243	89.5		1:30.291	13	27.601	85.4	50.760	69.5	18.854	89.5		1:37.215
7	25.509	105.4	1:03.450	69.7	19.355	89.5		1:48.314	14	25.607	106.4	48.441	98.6	16.240	89.4		1:30.288

14 Tim Cotgrove (T63)									Ford Anglia 1200								
lap	Sect-1	Speed	Sect-2	Speed	Sect-3	Speed	TopSpeed	laptime pit	lap	Sect-1	Speed	Sect-2	Speed	Sect-3	Speed	Topspeed	laptime pit
1	32.498	85.6	55.000	88.4	18.169	79.2		1:45.667	4	27.915	93.7	53.415	89.7	17.689	78.9		1:39.019
2	28.349	90.3	54.376	87.3	18.474	80.9		1:41.199	5	28.039	93.2	1:08.768	53.4				2:06.116
3	27.864	92.6	52.328	91.1	17.577	80.1		1:37.769	6								

15 Julian Crossley (C)									Jowett Javelin								
lap	Sect-1	Speed	Sect-2	Speed	Sect-3	Speed	TopSpeed	laptime pit	lap	Sect-1	Speed	Sect-2	Speed	Sect-3	Speed	Topspeed	laptime pit
1	32.843	69.8	59.060	79.4	21.568	71.6		1:53.471	8	29.228	88.8	56.703	84.1	18.622	77.8		1:44.553
2	31.511	76.1	57.986	82.5	22.190	73.3		1:51.687	9	29.488	86.7	57.658	84.4	18.763	77.0		1:45.909
3	29.830	82.5	57.176	83.4	20.122	71.7		1:47.128	10	30.098	84.7	56.284	84.0	18.394	76.5		1:44.776
4	30.328	83.9	56.822	79.9	19.037	75.3		1:46.187	11	29.312	89.6	58.302	85.1	18.263	76.3		1:45.877
5	29.824	81.5	57.201	82.4	21.146	72.3		1:48.171	12	29.646	85.3	59.474	69.3	20.530	75.6		1:49.650
6	30.152	86.5	56.840	84.7	18.212	77.2		1:45.204	13	30.282	66.9	59.980	85.7	18.576	77.8		1:48.838
7	29.385	86.5	56.047	84.0	18.547	76.3		1:43.979	14								

17 Dave Devine (B)									Riley 1.5								
lap	Sect-1	Speed	Sect-2	Speed	Sect-3	Speed	TopSpeed	laptime pit	lap	Sect-1	Speed	Sect-2	Speed	Sect-3	Speed	Topspeed	laptime pit
1	27.005	96.7	50.344	94.4	17.154	84.9		1:34.503	7	26.648	99.3	49.477	94.8	16.751	85.3		1:32.876
2	26.774	99.0	50.332	92.5	19.234	83.0		1:36.340	8	26.664	102.9	51.539	92.6	17.126	84.4		1:35.329
3	26.754	97.4	50.043	90.5	17.507	87.4		1:34.304	9	26.538	100.4	49.058	94.4	16.535	86.2		1:32.131
4	26.498	100.6	49.404	96.7	16.584	86.0		1:32.486	10	26.983	93.7	53.450	89.9				1:43.189
5	27.668	82.7	53.761	91.1				1:43.559	11	Out	95.4	49.874	91.2	17.068	86.8		6:20.061 P
6	Out	89.7	50.893	96.5	16.673	86.5		4:09.929 P	12								



**Session Start: 11:30:10 - Finish: 11:55:11**  
**Weather/Track Conditions: Cloud / Dry**  
**Circuit: Donington Park National**  
**Track Length: 3.185 Km - 1.9791 miles**

# Donington Historic Festival - 30 Apr - 2 May 2016

## HRDC 'Touring Greats' for pre-60 Touring Cars

### Qualifying for Race 17 - Sector Analysis

21 Frankel-Frankel (T63)									Alfa Giulia Super								
lap	Sect-1	Speed	Sect-2	Speed	Sect-3	Speed	TopSpeed	laptime pit	lap	Sect-1	Speed	Sect-2	Speed	Sect-3	Speed	Topspeed	laptime pit
1	29.284	83.0	54.425	74.8	22.052	81.0		1:45.761	8	26.923	98.4	50.575	96.6	16.688	87.2		1:34.186
2	28.173	91.3	51.746	93.9	18.163	80.0		1:38.082	9	27.186	89.6	52.745	96.1	16.715	84.9		1:36.646
3	27.599	93.8	51.430	95.1	16.987	83.6		1:36.016	10	27.019	98.7	50.883	97.2	16.625	84.9		1:34.527
4	27.397	90.8	51.264	95.2	17.010	82.8		1:35.671	11	26.925	99.4	50.614	95.8	16.820	84.8		1:34.359
5	28.009	90.5	52.206	93.6				1:44.142	12	27.964	95.0	51.013	96.2	16.866	89.4		1:35.843
6	91.2	51.931	95.9		16.795	85.8		3:01.774 P	13	26.841	99.1	50.603	95.4	16.786	85.0		1:34.230
7	27.046	96.9	50.868	95.6	16.876	85.7		1:34.790	14	27.221	97.8	50.587	96.9	16.929	86.3		1:34.737

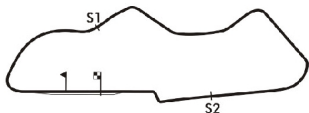
22 Harris-Tart (A)									Jaguar Mk7								
lap	Sect-1	Speed	Sect-2	Speed	Sect-3	Speed	TopSpeed	laptime pit	lap	Sect-1	Speed	Sect-2	Speed	Sect-3	Speed	Topspeed	laptime pit
1	31.694	77.0	1:00.392	78.1	23.411	75.1		1:55.497	8	28.954	81.6	53.641	94.2	18.049	84.2		1:40.644
2	30.788	82.0	56.139	85.3	18.960	83.4		1:45.887	9	27.859	87.0	52.938	95.6	17.824	84.2		1:38.621
3	28.962	82.9	54.846	94.2	18.310	83.7		1:42.118	10	28.792	83.6	53.313	95.0	17.888	86.0		1:39.993
4	29.667	80.6	55.023	92.7	18.313	83.9		1:43.003	11	28.508	84.1	53.869	94.2	17.921	85.1		1:40.298
5	29.220	73.6	55.087	94.8	18.135	83.6		1:42.442	12	32.764	73.4	1:06.289	64.7	21.507	70.0		2:00.560
6	28.893	80.7	54.316	95.6	17.979	84.7		1:41.188	13	33.660	72.0	1:00.101	75.6	19.561	75.2		1:53.322
7	28.787	83.0	53.453	96.7	17.441	85.9		1:39.681	14								

23 Love-Love (A)									Jaguar XK150								
lap	Sect-1	Speed	Sect-2	Speed	Sect-3	Speed	TopSpeed	laptime pit	lap	Sect-1	Speed	Sect-2	Speed	Sect-3	Speed	Topspeed	laptime pit
1	28.324	80.2	52.552	100.5	18.436	89.9		1:39.312	8	27.494	88.5	50.980	102.2	17.023	91.1		1:35.497
2	28.136	81.0	52.252	87.9	19.418	90.4		1:39.806	9	27.870	86.3	51.542	103.3	17.190	89.5		1:36.602
3	28.922	81.7	51.411	101.1	18.615	90.1		1:38.948	10	27.613	94.7	51.617	97.9	17.115	92.4		1:36.345
4	28.426	79.5	52.312	101.3	18.141	90.7		1:38.879	11	27.167	89.0	50.243	103.1	17.394	92.0		1:34.804
5	28.578	79.5	53.173	98.3				1:47.744	12	27.341	86.7	53.726	101.6	17.223	91.2		1:38.290
6	Out	81.8	54.727	100.8	17.795	88.8		4:08.282 P	13	27.011	89.6	49.894	103.4	17.346	76.1		1:34.251
7	27.503	86.5	51.547	99.9	17.158	88.6		1:36.208	14								

25 Connew-Lewis (A)									Jaguar Mk1								
lap	Sect-1	Speed	Sect-2	Speed	Sect-3	Speed	TopSpeed	laptime pit	lap	Sect-1	Speed	Sect-2	Speed	Sect-3	Speed	Topspeed	laptime pit
1	29.225	83.7	52.532	95.8	17.600	99.9		1:39.357	8	31.801	67.5	1:00.579	73.2				1:56.705
2	27.849	85.3	52.443	84.4	20.657	99.2		1:40.949	9		84.2	54.639	96.9	17.527	96.1		2:55.516 P
3	28.356	82.1	50.814	93.6	17.467	100.5		1:36.637	10	28.202	87.3	53.976	95.1	17.943	96.9		1:40.121
4	27.332	82.8	50.519	101.4	17.026	87.8		1:34.877	11	27.656	89.2	52.249	99.3	17.446	98.4		1:37.351
5	27.350	86.0	52.895	105.4	17.073	99.3		1:37.318	12	27.237	91.6	51.636	102.3	17.393	98.6		1:36.266
6	27.513	86.5	50.932	104.2				1:41.868	13	27.234	91.9	51.259	102.3	17.134	95.6		1:35.627
7		80.8	55.535	96.7	17.706	98.0		3:14.687 P	14								

31 Les Ely (A)									Jaguar Mk1								
lap	Sect-1	Speed	Sect-2	Speed	Sect-3	Speed	TopSpeed	laptime pit	lap	Sect-1	Speed	Sect-2	Speed	Sect-3	Speed	Topspeed	laptime pit
1									1								
2									2								
3									3								
4									4								
5									5								
6									6								
7									7								
8									8								
9									9								
10									10								
11									11								
12									12								
13									13								
14									14								

40 Richard Meins (S)									Austin A40								
lap	Sect-1	Speed	Sect-2	Speed	Sect-3	Speed	TopSpeed	laptime pit	lap	Sect-1	Speed	Sect-2	Speed	Sect-3	Speed	Topspeed	laptime pit
1	29.795	84.6	53.431	93.8	18.525	81.2		1:41.751	7	27.587	95.2	50.983	94.8	16.891	83.6		1:35.461
2	27.605	90.7	52.821	92.9	17.748	83.2		1:38.174	8	26.669	98.3	51.178	94.2	17.717	82.0		1:35.564
3	27.595	87.5	53.190	94.2	17.286	82.7		1:38.071	9	27.164	93.8	51.584	93.5	16.959	84.3		1:35.707
4	27.256	95.4	50.691	94.4	17.056	83.7		1:35.003	10	26.941	90.1	50.995	93.6	17.105	83.5		1:35.041
5	26.911	96.7	50.699	95.5	16.980	83.1		1:34.590	11	26.855	98.1	50.788	94.2	16.824	83.3		1:34.467
6	26.999	92.6	51.319	94.8	17.491	82.3		1:35.809	12	27.408	86.7	52.960	83.9				1:44.308



**Session Start: 11:30:10 - Finish: 11:55:11**  
**Weather/Track Conditions: Cloud / Dry**  
**Circuit: Donington Park National**  
**Track Length: 3.185 Km - 1.9791 miles**

# Donington Historic Festival - 30 Apr - 2 May 2016

## HRDC 'Touring Greats' for pre-60 Touring Cars

### Qualifying for Race 17 - Sector Analysis

48 Butterfield R-Butterfield T (A)									Jaguar Mk1								
lap	Sect-1	Speed	Sect-2	Speed	Sect-3	Speed	TopSpeed	laptime pit	lap	Sect-1	Speed	Sect-2	Speed	Sect-3	Speed	Topspeed	laptime pit
1	26.019	97.8	49.067	104.7	16.418	93.3		1:31.504	9		93.4	49.842	104.2	17.109	89.3		2:29.323 P
2	25.729	100.4	48.238	98.4	18.403	81.9		1:32.370	10	26.361	99.6	49.464	103.1	17.049	91.4		1:32.874
3	25.629	100.6	49.364	100.6	18.467	87.4		1:33.460	11	26.488	97.3	49.659	104.4	16.516	90.7		1:32.663
4	25.944	95.2	49.009	104.9	16.374	89.5		1:31.327	12	26.482	98.7	48.706	103.7	16.421	91.2		1:31.609
5	26.695	100.6	48.609	104.1	16.080	93.6		1:31.384	13	26.441	102.6	49.180	108.3	16.416	90.1		1:32.037
6	25.812	101.3	49.308	105.0	16.254	91.9		1:31.374	14	25.985	103.2	48.941	109.3	16.682	89.5		1:31.608
7	25.604	102.9	48.119	106.0	16.082	91.7		1:29.805	15	26.198	102.9	49.970	106.5	16.990	87.7		1:33.158
8	25.710	102.6	49.225	101.4				1:34.901	16								

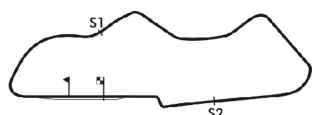
50 Peter Blanchett (C)									Austin A50								
lap	Sect-1	Speed	Sect-2	Speed	Sect-3	Speed	TopSpeed	laptime pit	lap	Sect-1	Speed	Sect-2	Speed	Sect-3	Speed	Topspeed	laptime pit
1	30.866	85.5	56.806	78.5	20.822	70.0		1:48.494	8	30.017	88.5	55.749	78.4	19.004	71.9		1:44.770
2	30.894	86.6	55.922	78.4	18.678	75.6		1:45.494	9	30.107	90.2	55.666	78.4	18.712	76.0		1:44.485
3	29.699	87.5	55.973	78.7	18.756	72.2		1:44.428	10	29.655	84.9	56.383	80.6	18.836	71.4		1:44.874
4	30.473	89.4	55.563	79.8	19.306	71.0		1:45.342	11	29.910	88.8	59.212	73.0	20.682	70.0		1:49.804
5	30.867	86.1	57.306	79.2	18.719	72.0		1:46.892	12	30.687	87.2	55.702	79.4	19.144	71.8		1:45.533
6	30.318	87.9	56.818	78.5	19.353	70.9		1:46.489	13	30.108	87.7	55.288	78.8	18.913	72.4		1:44.309
7	30.208	88.9	57.490	79.6	18.979	72.2		1:46.677	14								

54 Hall-Mills (T63)									Vauxhall VX4/90								
lap	Sect-1	Speed	Sect-2	Speed	Sect-3	Speed	TopSpeed	laptime pit	lap	Sect-1	Speed	Sect-2	Speed	Sect-3	Speed	Topspeed	laptime pit
1	32.093	70.3	57.932	90.1	19.405	80.6		1:49.430	7		74.4	57.709	92.1	18.611	80.3		4:13.328 P
2	30.234	75.1	57.348	88.7	19.846	74.9		1:47.428	8	30.168	79.6	56.699	93.0	19.014	79.5		1:45.881
3	31.730	76.3	58.158	93.0	19.085	81.1		1:48.973	9	30.008	76.5	57.476	91.7	18.472	82.3		1:45.956
4	31.634	79.0	57.066	95.1	18.628	81.1		1:47.328	10	29.843	80.8	57.178	92.5	18.845	82.0		1:45.866
5	29.631	77.9	57.081	92.0	18.645	81.3		1:45.357	11	29.614	80.6	59.077	91.6	18.762	81.1		1:47.453
6	30.192	77.4	57.010	92.4				1:51.280	12	29.393	79.5	56.635	93.9	18.785	77.4		1:44.813

59 Ross-Unsworth (T63)									Alfa Giulia Ti								
lap	Sect-1	Speed	Sect-2	Speed	Sect-3	Speed	TopSpeed	laptime pit	lap	Sect-1	Speed	Sect-2	Speed	Sect-3	Speed	Topspeed	laptime pit
1	28.325	91.2	52.044	99.2	17.288	86.4		1:37.657	8	27.386	90.1	52.072	98.2	17.137	86.2		1:36.595
2	27.877	94.1	52.923	80.6	21.640	81.6		1:42.440	9	26.800	96.3	51.220	97.6	16.844	88.5		1:34.864
3	28.342	89.2	51.871	98.2	17.291	86.4		1:37.504	10	28.674	87.5	52.397	97.6	16.936	87.8		1:38.007
4	27.973	82.2	52.319	99.6	16.950	87.3		1:37.242	11	26.679	95.9	50.178	98.4	16.421	88.9		1:33.278
5	27.334	92.9	52.725	81.8				1:44.206	12	27.125	88.3	53.565	96.3	16.526	88.2		1:37.216
6	Out	89.1	53.550	92.5	17.688	86.9		3:36.719 P	13	26.783	99.4	52.978	82.8				1:43.068
7	27.026	93.7	51.297	97.3	16.663	88.2		1:34.986	14								

68 Marc Gordon (A)									Jaguar XK150S								
lap	Sect-1	Speed	Sect-2	Speed	Sect-3	Speed	TopSpeed	laptime pit	lap	Sect-1	Speed	Sect-2	Speed	Sect-3	Speed	Topspeed	laptime pit
1	27.970	83.6	52.745	101.9	19.032	87.9		1:39.747	8	26.828	93.5	50.315	103.1	17.170	90.7		1:34.313
2	27.524	87.7	52.574	75.3	19.633	88.4		1:39.731	9	26.975	89.0	49.924	103.3	17.174	90.5		1:34.073
3	27.984	80.0	51.608	99.8	18.435	89.3		1:38.027	10	26.613	89.4	49.967	103.9	17.885	88.4		1:34.465
4	28.366	81.3	52.500	101.6				1:41.408	11	27.064	91.3	50.184	102.6	17.594	89.4		1:34.842
5	Out	86.6	51.976	103.3	17.840	89.5		2:24.071 P	12	27.138	89.4	50.205	103.9	17.581	89.5		1:34.924
6	28.183	82.3	51.287	102.5	17.326	89.8		1:36.796	13	29.169	73.4	54.302	98.3	18.536	87.4		1:42.007
7	27.272	88.4	50.361	103.4	17.077	89.5		1:34.710	14	28.501	69.6	51.811	103.6	17.085	88.0		1:37.397

69 Gavin Watson (C)									Alfa Giulietta Ti								
lap	Sect-1	Speed	Sect-2	Speed	Sect-3	Speed	TopSpeed	laptime pit	lap	Sect-1	Speed	Sect-2	Speed	Sect-3	Speed	Topspeed	laptime pit
1	29.915	86.3	53.401	93.0	18.756	84.5		1:42.072	9	27.315	93.4	50.526	96.5	18.177	84.7		1:36.018
2	27.457	90.5	51.588	94.2	20.474	83.4		1:39.519	10	26.890	97.0	50.624	97.0	16.788	85.3		1:34.302
3	27.789	87.5	51.954	97.0	17.375	85.9		1:37.118	11	27.499	91.9	50.822	97.2	16.927	85.1		1:35.248
4	27.566	90.9	52.009	97.2	16.972	85.9		1:36.547	12	26.822	97.1	50.748	97.6	16.876	86.1		1:34.446
5	27.660	89.8	52.727	95.9	17.371	84.7		1:37.758	13	26.927	95.8	50.423	97.7	17.016	85.4		1:34.366
6	27.774	86.2	51.055	98.0	18.702	83.3		1:37.531	14	26.986	93.3	53.988	96.7	19.029	82.9		1:40.003
7	27.395	92.9	51.476	96.5	17.349	84.8		1:36.220	15	27.090	94.4	51.016	97.2	16.865	85.0		1:34.971
8	26.969	94.6	51.739	96.3	17.094	84.9		1:35.802	16								



**Session Start: 11:30:10 - Finish: 11:55:11**  
**Weather/Track Conditions: Cloud / Dry**  
**Circuit: Donington Park National**  
**Track Length: 3.185 Km - 1.9791 miles**

# Donington Historic Festival - 30 Apr - 2 May 2016

## HRDC 'Touring Greats' for pre-60 Touring Cars

### Qualifying for Race 17 - Sector Analysis

77 Jordan-Jordan (S)									Austin A40								
lap	Sect-1	Speed	Sect-2	Speed	Sect-3	Speed	TopSpeed	laptime pit	lap	Sect-1	Speed	Sect-2	Speed	Sect-3	Speed	Topspeed	laptime pit
1	26.090	103.7	48.768	99.6	16.407	88.4		1:31.265	9	25.576	94.6	48.097	101.3	16.300	88.7		1:29.973
2	25.942	106.4	48.557	80.7	20.497	87.1		1:34.996	10	25.312	101.3	47.265	99.6	15.748	89.3		1:28.325
3	26.089	105.6	48.039	100.9	17.773	87.2		1:31.901	11	25.245	105.3	47.441	101.4	15.756	89.5		1:28.442
4	26.136	97.1	49.256	101.9	16.295	88.5		1:31.687	12	25.140	106.3	47.086	99.9	15.625	88.6		1:27.851
5	26.637	104.1	49.421	101.6	15.909	89.7		1:31.967	13	25.148	105.9	48.234	95.6	16.737	88.8		1:30.119
6	25.674	106.6	48.717	100.8				1:34.743	14	25.183	107.1	47.058	102.2	15.891	89.1		1:28.132
7	Out	93.5	49.232	99.9	16.249	88.6		2:47.176 P	15	25.539	88.7	48.770	100.0	16.100	88.6		1:30.409
8	25.802	93.0	48.216	99.6	15.786	89.5		1:29.804	16								

88 Barber-Thomas (D)									Fiat Abarth 850TC								
lap	Sect-1	Speed	Sect-2	Speed	Sect-3	Speed	TopSpeed	laptime pit	lap	Sect-1	Speed	Sect-2	Speed	Sect-3	Speed	Topspeed	laptime pit
1	32.142	82.1	59.731	76.3	21.296	73.5		1:53.169	7	29.906	82.6	57.619	84.8	19.547	74.2		1:47.072
2	31.269	79.4	58.926	83.6	19.990	75.7		1:50.185	8	29.624	90.0	58.062	85.1	18.278	77.8		1:45.964
3	30.733	83.9	57.537	84.9	19.273	75.1		1:47.543	9	29.695	91.4	55.940	86.2	18.612	77.1		1:44.247
4	31.339	80.4	1:00.435	83.5				1:54.996	10	29.358	90.9	55.501	85.8	18.474	76.3		1:43.333
5	Out	65.0	57.869	84.0	18.808	77.0		3:11.407 P	11	29.464	91.3	55.223	85.0	18.289	78.2		1:42.976
6	29.827	89.7	56.686	86.0	18.643	77.9		1:45.156	12	29.115	92.9	57.528	84.3	18.891	72.4		1:45.534

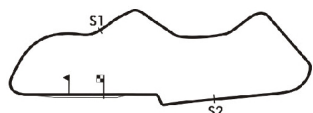
90 Paul Clayton (T63)									Vauxhall VX/490								
lap	Sect-1	Speed	Sect-2	Speed	Sect-3	Speed	TopSpeed	laptime pit	lap	Sect-1	Speed	Sect-2	Speed	Sect-3	Speed	Topspeed	laptime pit
1	30.834	78.8	56.597	87.3	18.896	75.2		1:46.327	8	29.600	86.3	54.815	88.5	19.254	75.5		1:43.669
2	29.999	81.9	56.342	84.4				1:52.029	9	29.355	85.0	55.256	88.6	18.778	75.2		1:43.389
3		81.6	57.319	88.9	19.230	75.0		2:30.855 P	10	29.665	83.6	56.445	90.3	18.582	75.2		1:44.692
4	29.671	81.1	55.667	88.9	19.381	75.7		1:44.719	11	29.288	85.1	54.486	90.3	19.153	75.7		1:42.927
5	29.359	83.3	55.608	88.1	18.740	76.2		1:43.707	12	29.773	77.8	57.544	87.9	18.626	76.1		1:45.943
6	29.626	81.3	55.261	88.6	18.695	75.6		1:43.582	13	29.317	80.8	55.497	88.4	18.799	75.0		1:43.613
7	29.533	81.8	55.676	89.2	19.534	76.4		1:44.743	14								

91 Christopher Unsworth (S)									Austin A40								
lap	Sect-1	Speed	Sect-2	Speed	Sect-3	Speed	TopSpeed	laptime pit	lap	Sect-1	Speed	Sect-2	Speed	Sect-3	Speed	Topspeed	laptime pit
1	28.453	82.6	52.849	96.1	17.688	84.5		1:38.990	9	27.364	88.5	51.104	98.9	17.280	87.1		1:35.748
2	27.953	86.4	52.173	96.3	17.774	85.7		1:37.900	10	27.124	84.3	53.731	93.9	17.111	86.9		1:37.966
3	27.627	84.1	51.848	97.2	19.245	85.7		1:38.720	11	26.897	90.4	50.492	98.6	18.675	73.3		1:36.064
4	27.784	86.0	51.402	97.3	17.203	86.2		1:36.389	12	28.042	87.1	51.206	97.6	17.326	84.9		1:36.574
5	27.685	86.0	51.251	98.4	19.033	84.2		1:37.969	13	27.610	85.6	52.179	97.4	17.394	84.6		1:37.183
6	27.869	82.7	51.420	98.7	17.706	82.7		1:36.995	14	27.217	87.4	50.454	97.7	16.850	86.9		1:34.521
7	27.769	82.9	54.598	99.3	16.886	86.5		1:39.253	15	27.055	85.9	50.905	97.2	16.814	86.3		1:34.774
8	26.779	90.9	50.938	98.6	17.848	83.2		1:35.565	16								

94 Barry Louvel (D)									Triumph Herald Coupe								
lap	Sect-1	Speed	Sect-2	Speed	Sect-3	Speed	TopSpeed	laptime pit	lap	Sect-1	Speed	Sect-2	Speed	Sect-3	Speed	Topspeed	laptime pit
1	31.679	85.1	59.302	74.9	22.255	66.9		1:53.236	4	30.762	87.7	55.204	90.5	18.185	78.8		1:44.151
2	32.079	83.4	58.070	77.0	19.705	70.1		1:49.854	5	28.720	87.7	52.450	91.7	17.710	80.8		1:38.880
3	30.800	83.7	1:00.890	76.6	19.604	70.4		1:51.294	6								

96 Chris Pearson (S)									Austin A35 Speedwell								
lap	Sect-1	Speed	Sect-2	Speed	Sect-3	Speed	TopSpeed	laptime pit	lap	Sect-1	Speed	Sect-2	Speed	Sect-3	Speed	Topspeed	laptime pit
1	29.516	81.0	55.887	90.5	20.762	80.3		1:46.165	7	30.515	76.5	1:00.319	81.1	19.070	82.3		1:49.904
2	29.694	78.9	55.552	90.6	19.068	80.9		1:44.314	8	30.138	72.5	58.699	84.5	18.967	80.1		1:47.804
3	28.941	81.0	55.457	92.0	19.202	79.1		1:43.600	9	29.955	77.3	58.809	90.1	18.917	82.1		1:47.681
4	31.541	67.6	57.774	92.1				1:54.866	10	30.187	76.1	58.083	88.9	18.964	81.8		1:47.234
5		69.4	1:01.483	84.4	20.015	54.4		3:33.124 P	11	30.037	75.3	59.114	83.4	19.326	82.0		1:48.477
6	30.149	79.0	59.569	86.1	19.897	80.0		1:49.615	12	29.811	77.4	57.160	90.4	19.087	75.7		1:46.058

112 John Cleland (ACD)									Austin A30 Academy								
lap	Sect-1	Speed	Sect-2	Speed	Sect-3	Speed	TopSpeed	laptime pit	lap	Sect-1	Speed	Sect-2	Speed	Sect-3	Speed	Topspeed	laptime pit
1	30.123	82.0	59.021	83.9	23.781	74.5		1:52.925	4	29.179	83.5	57.110	86.9	18.959	76.6		1:45.248
2	30.556	79.1	55.897	88.7	19.573	77.0		1:46.026	5	29.122	89.1	55.302	86.2				1:48.157
3	29.300	84.9	54.575	88.1	18.514	76.7		1:42.389	6								



**Session Start: 11:30:10 - Finish: 11:55:11**  
**Weather/Track Conditions: Cloud / Dry**  
**Circuit: Donington Park National**  
**Track Length: 3.185 Km - 1.9791 miles**

# Donington Historic Festival - 30 Apr - 2 May 2016

## HRDC 'Touring Greats' for pre-60 Touring Cars

### Qualifying for Race 17 - Sector Analysis

151 Lucas-Pittaway (ACD)									Austin A35 Academy											
lap	Sect-1	Speed	Sect-2	Speed	Sect-3	Speed	TopSpeed	laptime	pit	lap	Sect-1	Speed	Sect-2	Speed	Sect-3	Speed	Topspeed	laptime	pit	
1	31.034	70.5	58.821	85.9	18.934	79.0		1:48.789		7	30.013	78.2	59.327	78.1					1:52.961	
2	29.910	72.7	57.633	87.7	19.793	76.4		1:47.336		8	Out	81.8	56.932	84.5	19.153	77.1			3:29.202	P
3	30.533	79.0	55.623	87.4	18.939	78.4		1:45.095		9	29.962	87.7	54.809	87.2	18.055	78.2			1:42.826	
4	29.777	76.6	58.380	87.3	18.915	76.3		1:47.072		10	29.326	85.6	53.950	89.5	18.449	78.1			1:41.725	
5	31.248	77.1	55.871	86.9	19.925	75.3		1:47.044		11	29.223	89.1	55.151	88.2	18.225	79.4			1:42.599	
6	29.458	78.8	55.601	86.4	18.903	78.9		1:43.962		12	28.610	92.4	54.008	88.0	17.743	80.7			1:40.361	

296 Tom Shephard (C)									Alfa Romeo Giulietta Ti											
lap	Sect-1	Speed	Sect-2	Speed	Sect-3	Speed	TopSpeed	laptime	pit	lap	Sect-1	Speed	Sect-2	Speed	Sect-3	Speed	Topspeed	laptime	pit	
1	27.818	92.9	50.551	97.2	17.247	83.7		1:35.616		8	27.188	93.5	50.665	96.1	17.083	88.4			1:34.936	
2	27.752	89.4	51.746	78.6	20.569	84.4		1:40.067		9	26.749	97.8	51.877	94.6					1:40.019	
3	27.110	94.6	49.605	97.2	17.000	86.8		1:33.715		10		74.1	53.333	97.0	16.757	87.0			3:14.902	P
4	27.146	94.4	50.147	98.4	16.847	87.7		1:34.140		11	26.686	92.6	49.477	98.9	16.608	89.2			1:32.771	
5	26.872	94.1	52.158	97.7	16.965	88.1		1:35.995		12	26.378	101.6	50.559	98.4	16.666	87.7			1:33.603	
6	27.179	87.9	50.580	99.0	16.856	88.0		1:34.615		13	26.558	98.0	52.159	100.0	17.173	87.2			1:35.890	
7	28.225	81.7	50.404	97.0	16.795	87.0		1:35.424		14	26.804	91.4	49.817	99.0	16.733	87.3			1:33.354	

999 Chris Rea (S)									Morris Minor											
lap	Sect-1	Speed	Sect-2	Speed	Sect-3	Speed	TopSpeed	laptime	pit	lap	Sect-1	Speed	Sect-2	Speed	Sect-3	Speed	Topspeed	laptime	pit	
1	30.949	74.8	56.880	85.1	20.245	73.7		1:48.074		8	29.727	78.5	56.157	91.5	18.243	77.9			1:44.127	
2	32.058	73.6	56.069	88.7	18.536	77.6		1:46.663		9	29.182	79.7	54.906	91.6	20.012	74.7			1:44.100	
3	30.487	77.5	56.439	88.7	18.810	75.8		1:45.736		10	29.434	80.0	56.066	87.9	18.426	76.7			1:43.926	
4	30.090	77.7	56.293	88.2	18.791	77.0		1:45.174		11	29.944	79.6	56.717	85.4	18.660	77.0			1:45.321	
5	30.059	78.5	55.692	88.2	18.901	75.3		1:44.652		12	30.073	80.7	56.069	87.0	19.581	74.1			1:45.723	
6	31.574	80.7	58.651	88.8	18.602	77.2		1:48.827		13	29.867	79.5	55.357	89.1	18.368	76.9			1:43.592	
7	29.841	77.6	56.510	87.3	18.779	75.4		1:45.130		14										



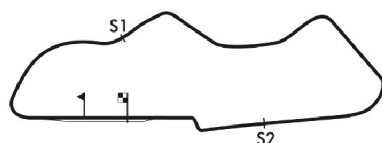
**Session Start: 11:30:10 - Finish: 11:55:11**  
**Weather/Track Conditions: Cloud / Dry**  
**Circuit: Donington Park National**  
**Track Length: 3.185 Km - 1.9791 miles**

# Donington Historic Festival - 30 Apr - 2 May 2016

## HRDC 'Touring Greats' for pre-60 Touring Cars

### Qualifying for Race 17 - Best Sector Times

POS	NO	DRIVER/S	Sector 1			Sector 2			Sector 3			IDEAL LAP	BEST LAP	On
			TIME	LAP	POS	TIME	LAP	POS	TIME	LAP	POS			
1	77	Jordan-Jordan	25.140	12	1	47.058	14	1	15.625	12	1	1:27.823	<b>1:27.851</b>	<b>12</b>
2	13	Brooks-Caine	25.509	7	2	47.203	12	2	16.184	9	3	1:28.896	<b>1:29.517</b>	<b>9</b>
3	48	Butterfield R-Butterfield T	25.604	7	3	48.119	7	4	16.080	5	2	1:29.803	<b>1:29.805</b>	<b>7</b>
4	4	Brown-Dutton	25.613	7	4	47.868	7	3	16.448	7	7	1:29.929	<b>1:29.929</b>	<b>7</b>
5	1	Harrison-Watts	25.753	2	5	49.067	10	6	16.392	1	5	1:31.212	<b>1:31.542</b>	<b>3</b>
6	2	Glen Pearson	26.395	7	7	49.336	7	9	16.323	4	4	1:32.054	<b>1:32.114</b>	<b>7</b>
7	17	Dave Devine	26.498	4	8	49.058	9	5	16.535	9	9	1:32.091	<b>1:32.131</b>	<b>9</b>
8	8	Simon Crompton	26.584	2	9	49.218	1	7	16.541	1	10	1:32.343	<b>1:32.688</b>	<b>1</b>
9	296	Tom Shephard	26.378	12	6	49.477	11	10	16.608	11	11	1:32.463	<b>1:32.771</b>	<b>11</b>
10	11	Ding Boston	26.629	9	11	49.323	10	8	16.448	10	8	1:32.400	<b>1:32.874</b>	<b>10</b>
11	59	Ross-Unsworth	26.679	11	13	50.178	11	15	16.421	11	6	1:33.278	<b>1:33.278</b>	<b>11</b>
12	5	John Yea	26.911	14	17	49.921	12	12	17.004	12	17	1:33.836	<b>1:33.951</b>	<b>12</b>
13	68	Marc Gordon	26.613	10	10	49.924	9	13	17.077	7	20	1:33.614	<b>1:34.073</b>	<b>9</b>
14	21	Frankel-Frankel	26.841	13	16	50.575	8	19	16.625	10	12	1:34.041	<b>1:34.186</b>	<b>8</b>
15	23	Love-Love	27.011	13	18	49.894	13	11	17.023	8	18	1:33.928	<b>1:34.251</b>	<b>13</b>
16	69	Gavin Watson	26.822	12	15	50.423	13	16	16.788	10	13	1:34.033	<b>1:34.302</b>	<b>10</b>
17	40	Richard Meins	26.669	8	12	50.691	4	20	16.824	11	15	1:34.184	<b>1:34.467</b>	<b>11</b>
18	91	Christopher Unsworth	26.779	8	14	50.454	14	17	16.814	15	14	1:34.047	<b>1:34.521</b>	<b>14</b>
19	25	Connew-Lewis	27.234	13	21	50.519	4	18	17.026	4	19	1:34.779	<b>1:34.877</b>	<b>4</b>
20	12	Frankel-Frankel	27.149	10	20	51.212	10	21	17.249	9	21	1:35.610	<b>1:35.641</b>	<b>10</b>
21	9	Darren McWhirter	27.052	1	19	50.162	3	14	17.834	3	26	1:35.048	<b>1:35.669</b>	<b>3</b>
22	7	Slevin-Mullen	27.649	7	22	51.938	14	22	16.955	7	16	1:36.542	<b>1:37.262</b>	<b>7</b>
23	14	Tim Cotgrove	27.864	3	24	52.328	3	23	17.577	3	23	1:37.769	<b>1:37.769</b>	<b>3</b>
24	22	Harris-Tart	27.859	9	23	52.938	9	25	17.441	7	22	1:38.238	<b>1:38.621</b>	<b>9</b>
25	94	Barry Louvel	28.720	5	26	52.450	5	24	17.710	5	24	1:38.880	<b>1:38.880</b>	<b>5</b>
26	151	Lucas-Pittaway	28.610	12	25	53.950	10	26	17.743	12	25	1:40.303	<b>1:40.361</b>	<b>12</b>
27	112	John Cleland	29.122	5	30	54.575	3	28	18.514	3	32	1:42.211	<b>1:42.389</b>	<b>3</b>
28	90	Paul Clayson	29.288	11	33	54.486	11	27	18.582	10	33	1:42.356	<b>1:42.927</b>	<b>11</b>
29	88	Barber-Thomas	29.115	12	29	55.223	11	31	18.278	8	29	1:42.616	<b>1:42.976</b>	<b>11</b>
30	999	Chris Rea	29.182	9	31	54.906	9	29	18.243	8	28	1:42.331	<b>1:43.592</b>	<b>13</b>
31	96	Chris Pearson	28.941	3	27	55.457	3	33	18.917	9	35	1:43.315	<b>1:43.600</b>	<b>3</b>
32	15	Julian Crossley	29.228	8	32	56.047	7	34	18.212	6	27	1:43.487	<b>1:43.979</b>	<b>7</b>
33	50	Peter Blanchett	29.655	10	35	55.288	13	32	18.678	2	34	1:43.621	<b>1:44.309</b>	<b>13</b>
34	54	Hall-Mills	29.393	12	34	56.635	12	35	18.472	9	31	1:44.500	<b>1:44.813</b>	<b>12</b>
35	31	Les Ely										1:42.495		



**Session Start: 11:30:10 - Finish: 11:55:11**  
**Weather/Track Conditions: Cloud / Dry**  
**Circuit: Donington Park National**  
**Track Length: 3.185 Km - 1.9791 miles**

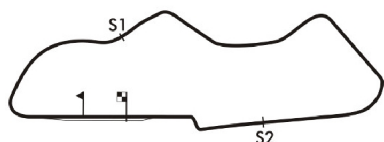


# Donington Historic Festival - 30 Apr - 2 May 2016

## HRDC 'Touring Greats' for pre-60 Touring Cars

### Qualifying for Race 17 - Best Sector Speeds

	NO	SECTOR 1	MPH	NO	SECTOR 2	MPH	NO	SECTOR 3	MPH
1	77	Jordan-Jordan	107.1	48	Butterfield R-Butterfield T	109.3	25	Connew-Lewis	101.3
2	13	Brooks-Caine	106.6	25	Connew-Lewis	105.4	48	Butterfield R-Butterfield T	93.6
3	4	Brown-Dutton	105.3	31	Les Ely	104.9	23	Love-Love	92.4
4	1	Harrison-Watts	103.2	68	Marc Gordon	103.9	1	Harrison-Watts	91.9
5	48	Butterfield R-Butterfield T	103.2	23	Love-Love	103.4	9	Darren McWhirter	91.5
6	17	Dave Devine	102.9	1	Harrison-Watts	102.8	4	Brown-Dutton	91.0
7	296	Tom Shephard	101.6	4	Brown-Dutton	102.2	68	Marc Gordon	90.7
8	21	Frankel-Frankel	99.4	77	Jordan-Jordan	102.2	13	Brooks-Caine	90.5
9	59	Ross-Unsworth	99.4	13	Brooks-Caine	100.6	77	Jordan-Jordan	89.7
10	8	Simon Crompton	99.1	9	Darren McWhirter	100.5	21	Frankel-Frankel	89.4
11	40	Richard Meins	98.3	296	Tom Shephard	100.0	296	Tom Shephard	89.2
12	11	Ding Boston	97.7	59	Ross-Unsworth	99.6	59	Ross-Unsworth	88.9
13	69	Gavin Watson	97.1	91	Christopher Unsworth	99.3	12	Frankel-Frankel	88.7
14	5	John Yea	95.8	5	John Yea	98.3	17	Dave Devine	87.4
15	23	Love-Love	94.7	69	Gavin Watson	98.0	91	Christopher Unsworth	87.1
16	12	Frankel-Frankel	93.8	7	Slevin-Mullen	97.3	8	Simon Crompton	86.8
17	14	Tim Cotgrove	93.7	21	Frankel-Frankel	97.2	7	Slevin-Mullen	86.7
18	68	Marc Gordon	93.5	17	Dave Devine	96.7	5	John Yea	86.2
19	2	Glen Pearson	93.2	22	Harris-Tart	96.7	69	Gavin Watson	86.1
20	88	Barber-Thomas	92.9	8	Simon Crompton	96.3	22	Harris-Tart	86.0
21	7	Slevin-Mullen	92.4	11	Ding Boston	96.1	11	Ding Boston	84.6
22	151	Lucas-Pittaway	92.4	40	Richard Meins	95.5	40	Richard Meins	84.3
23	25	Connew-Lewis	91.9	12	Frankel-Frankel	95.4	31	Les Ely	83.4
24	91	Christopher Unsworth	90.9	54	Hall-Mills	95.1	54	Hall-Mills	82.3
25	50	Peter Blanchett	90.2	96	Chris Pearson	92.1	96	Chris Pearson	82.3
26	15	Julian Crossley	89.6	94	Barry Louvel	91.7	14	Tim Cotgrove	80.9
27	112	John Cleland	89.1	999	Chris Rea	91.6	94	Barry Louvel	80.8
28	9	Darren McWhirter	88.1	14	Tim Cotgrove	91.1	151	Lucas-Pittaway	80.7
29	94	Barry Louvel	87.7	90	Paul Clayson	90.3	88	Barber-Thomas	78.2
30	22	Harris-Tart	87.0	151	Lucas-Pittaway	89.5	999	Chris Rea	77.9
31	90	Paul Clayson	86.3	112	John Cleland	88.7	15	Julian Crossley	77.8
32	96	Chris Pearson	81.0	88	Barber-Thomas	86.2	112	John Cleland	77.0
33	54	Hall-Mills	80.8	15	Julian Crossley	85.7	90	Paul Clayson	76.4
34	999	Chris Rea	80.7	50	Peter Blanchett	80.6	50	Peter Blanchett	76.0
35	31	Les Ely	79.7	2	Glen Pearson	68.4	2	Glen Pearson	0.0



**Session Start: 11:30:10 - Finish: 11:55:11**  
**Weather/Track Conditions: Cloud / Dry**  
**Circuit: Donington Park National**  
**Track Length: 3.185 Km - 1.9791 miles**

# Donington Historic Festival - 30 Apr - 2 May 2016

## HRDC 'Touring Greats' for pre-60 Touring Cars

### Race 17 - Starting Grid

Sheet No:

Start Time : 17:40 - Heat Duration : 45 Minutes

18		35 <b>37</b> Les Ely		36 <b>135</b> Chapman-Anstead
17		33 <b>50</b> Peter Blanchett		34 <b>54</b> Hall-Mills
16		31 <b>96</b> Chris Pearson		32 <b>15</b> Julian Crossley
15		29 <b>88</b> Barber-Thomas		30 <b>999</b> Chris Rea
14		27 <b>112</b> John Cleland		28 <b>90</b> Paul Clayson
13		25 <b>94</b> Barry Louvel		26 <b>151</b> Lucas-Pittaway
12		23 <b>14</b> Tim Cotgrove		24 <b>22</b> Harris-Tart
11		21 <b>9</b> Darren McWhirter		22 <b>7</b> Slevin-Mullen
10		19 <b>25</b> Connew-Lewis		20 <b>12</b> Frankel-Frankel
9		17 <b>40</b> Richard Meins		18 <b>91</b> Christopher Unsworth
8		15 <b>23</b> Love-Love		16 <b>69</b> Gavin Watson
7		13 <b>68</b> Marc Gordon		14 <b>21</b> Frankel-Frankel
6		11 <b>59</b> Ross-Unsworth		12 <b>5</b> John Yea
5		9 <b>296</b> Tom Shephard		10 <b>11</b> Ding Boston
4		7 <b>17</b> Dave Devine		8 <b>8</b> Simon Crompton
3		5 <b>1</b> Harrison-Watts		6 <b>2</b> Glen Pearson
2		3 <b>48</b> Butterfield R-Butterfield T		4 <b>4</b> Brown-Dutton
1		1 <b>77</b> Jordan-Jordan		2 <b>13</b> Brooks-Caine

Pole Right



These results are provisional until the conclusion of any judicial and technical matters.

*Circuit: Donington Park National  
Track Length: 3.185 Km - 1.9791 miles*

Clerk of the Course:

Timekeeper:

Posted at:

Julian Floyd

Nick Palmer



## Donington Historic Festival - 30 Apr - 2 May 2016

### HRDC 'Coys Trophy' celebrating the BTCC 1958-66

#### Race 12 - Classification

Sheet No:

POS	NO	DRIVER/S	CLASS	CLASS POS	CAR MAKE / MODEL	TIME	LAPS	GAP	DIFF	MPH	BEST	ON
1	16	David Tomlin	CLK	1	Ford Lotus Cortina	45:06.665	24	-- 24 laps		63.17	1:27.122	4
2	42	John Spiers	CLK	2	Ford Lotus Cortina	45:12.335	24	5.670	5.670	63.04	1:27.656	4
3	22	Michael Squire	SEA	1	Ford Mustang	45:15.907	24	9.242	3.572	62.96	1:26.804	3
4	1	Ambrosio Perfetti	CLK	3	Ford Lotus Cortina	45:17.014	24	10.349	1.107	62.93	1:27.741	4
5	63	Bill Shepherd	SEA	2	Ford Galaxie 500	45:20.174	24	13.509	3.160	62.86	1:26.135	4
6	35	Mark Burton	SEA	3	Ford Mustang	45:20.609	24	13.944	0.435	62.85	1:27.186	3
7	66	Viggo Lund	CLK	4	Ford Lotus Cortina	45:27.802	24	21.137	7.193	62.68	1:27.951	3
8	56	Alexander-Fores	MAN	1	Alfa Romeo Sprint GT	45:29.439	24	22.774	1.637	62.65	1:31.650	2
9	98	Graham Pattle	CLK	5	Ford Lotus Cortina	45:36.935	24	30.270	7.496	62.47	1:27.872	4
10	69	Avill-Hyett	CLK	6	Ford Lotus Cortina	45:40.122	24	33.457	3.187	62.40	1:26.742	4
11	88	Minshaw-Melling	SEA	4	Ford Falcon Sprint	45:45.315	24	38.650	5.193	62.28	1:26.660	4
12	44	Dick-Williams	RHO	1	Morris Mini	46:00.787	24	54.122	15.472	61.93	1:34.490	4
13	72	Harrison-Jeffrey	RHO	2	Austin Mini Cooper S	46:22.244	24	1:15.579	21.457	61.45	1:30.555	3
14	148	James-Stretton	CLK	7	BMW 1800Ti	45:26.537	23	-- 23 laps	58.258	60.10	1:31.677	4
15	110	Patterson-Bartley	CLK	8	BMW 1800Ti	45:35.511	23	8.974	8.974	59.90	1:33.560	2
16	11	Ding Boston	URE	1	OUMF Riley 1.5	45:45.749	23	19.212	10.238	59.68	1:34.933	3
17	12	Richard Frankel	MAN	2	Alfa Romeo Giulia Super	45:48.097	23	21.560	2.348	59.63	1:36.836	2
18	81	Ed Glaister	URE	2	Ford Anglia 100E	45:49.599	23	23.062	1.502	59.60	1:36.130	4
19	38	Mark Thomas	MAN	3	Ford Anglia 105E	45:51.355	23	24.818	1.756	59.56	1:33.545	4
20	76	Shaw-Matthews	MAN	4	Alfa Romeo Sprint GT	46:03.623	23	37.086	12.268	59.29	1:32.172	4
21	65	Nicholas Ruddell	SEA	5	Ford Mustang	46:13.571	23	47.034	9.948	59.08	1:30.032	2
22	21	Louis Frankel	MAN	5	Alfa Romeo Giulia Super	46:13.929	23	47.392	0.358	59.07	1:36.016	3
23	92	Steve Jones	RHO	3	Morris Mini Cooper S	45:27.634	22	-- 22 laps	1:14.415	57.46	1:32.958	2
24	176	Davenall-Snowdon	URE	3	Austin A105/6	45:47.610	22	19.976	19.976	57.04	1:40.762	2
25	23	Julian Balme	SEA	6	Ford Falcon Sprint	46:11.938	22	44.304	24.328	56.54	1:36.930	4
26	7	Slevin-Mullen	MAN	6	Alfa Romeo Giulia super	46:17.583	22	49.949	5.645	56.43	1:39.207	3
27	99	Mike Dowsett	MAN	7	Hillman Rallye Imp	46:19.474	21	-- 21 laps	2:08.458	53.83	1:46.794	3
28	96	Pearson-Reed	URE	4	Austin A35 Speedwell	45:36.858	20	-- 20 laps	1:27.155	52.06	1:39.486	3
29	135	Chapman-Anstead	URE	5	Austin A35 Academy	46:07.895	20	31.037	31.037	51.47	1:52.388	2
30	999	Chris Rea	URE	6	Morris Minor	47:10.160	20	1:33.302	1:02.265	50.34	1:46.547	2
31	73	Clarkson-Smithies	SEA	7	Ford Falcon Sprint	23:50.921	14	-- 14 laps		69.71	1:27.851	3
32	101	James P-James L	ACD	1	Austin A35	28:58.124	13	-- 13 laps	7:03.156	53.28	1:47.835	3
33	4	Lynch-Longdon	RHO	4	Mini Cooper S	9:41.097	6	-- 6 laps --		73.56	1:32.254	4
34	136	Nigel Batchelor	SEA	8	Ford Mustang	6:57.340	4	-- 4 laps --	35.907	68.28	1:32.676	3
35	84	Neil Merry	CLK	9	Alfa Romeo GTA	3:51.125	2	-- 2 laps --	31.731	61.65		

----- FASTEST LAP SUMMARY -----

NO	DRIVER/S	CLASS	CAR MAKE / MODEL	FASTEST LAP	ON	MPH
63	Bill Shepherd	SEA	Ford Galaxie 500	1:26.135	4	82.71
69	Avill-Hyett	CLK	Ford Lotus Cortina	1:26.742	4	82.14

Cars 12, 16 & 148 - transponder working intermittently  
 Non starters - 13, 64, 71, 112

Session Start: 13:04:21 - Finish: 13:49:25  
 Weather/Track Conditions: Rain / Wet  
 Circuit: Donington Park National  
 Track Length: 3.185 Km - 1.9791 miles

These results are provisional until the conclusion of any judicial and technical matters.

Clerk of the Course:  <div style="text-align: right;">Glynn Lee</div>	Timekeeper:  <div style="text-align: right;">Nick Palmer</div>	Posted at:
-----------------------------------------------------------------------------	----------------------------------------------------------------------	------------



# Donington Historic Festival - 30 Apr - 2 May 2016

## HRDC 'Coys Trophy' celebrating the BTCC 1958-66

### Race 12 - Classification

Sheet No:

72	Harrison-Jeffrey	RHO	Austin Mini Cooper S	1:30.555	3	78.68
56	Alexander-Fores	MAN	Alfa Romeo Sprint GT	1:31.650	2	77.74
11	Ding Boston	URE	OUMF Riley 1.5	1:34.933	3	75.05
101	James P-James L	ACD	Austin A35	1:47.835	3	66.07

Cars 12, 16 & 148 - transponder working intermittently  
Non starters - 13, 64, 71, 112

Session Start: 13:04:21 - Finish: 13:49:25  
Weather/Track Conditions: Rain / Wet  
Circuit: Donington Park National  
Track Length: 3.185 Km - 1.9791 miles

These results are provisional until the conclusion of any judicial and technical matters.

Clerk of the Course:

Glynn Lee

Timekeeper:

Nick Palmer

Posted at:

# Donington Historic Festival - 30 Apr - 2 May 2016

## HRDC 'Coys Trophy' celebrating the BTCC 1958-66

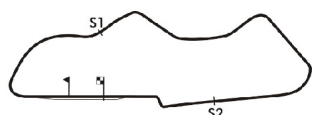
### Race 12 - Sector Analysis

1 Ambrosio Perfetti (CLK)									Ford Lotus Cortina								
lap	Sect-1	Speed	Sect-2	Speed	Sect-3	Speed	TopSpeed	laptime pit	lap	Sect-1	Speed	Sect-2	Speed	Sect-3	Speed	Topspeed	laptime pit
1		88.2	48.819	107.4	16.348	97.4		1:37.874	13	30.669	80.9	1:00.334	92.1	21.093	80.6		1:52.096
2	25.358	93.7	46.906	109.0	16.194	97.2		1:28.458	14	31.781	75.0	1:01.261	90.4	19.511	80.3		1:52.553
3	25.670	96.2	46.550	110.2	16.090	98.6		1:28.310	15	31.068	79.4	1:02.241	89.8	19.684	84.9		1:52.993
4	25.028	100.3	46.316	110.2	16.397	97.9		1:27.741	16	32.050	69.8	1:07.354	84.0	20.415	80.9		1:59.819
5	25.137	97.4	48.654	110.0	16.799	93.0		1:30.590	17	32.199	70.9	1:03.862	83.3	20.384	81.7		1:56.445
6	26.734	84.4	51.044	103.1	18.226	89.8		1:36.004	18	34.768	53.2	1:08.863	68.6	22.170	75.0		2:05.801
7	27.697	81.4	57.836	94.2	19.050	89.8		1:44.583	19	35.281	64.6	1:25.737	30.4	33.617	35.8		2:34.635
8	29.833	81.3	56.970	98.3	19.106	91.7		1:45.909	20	47.216	53.8	1:29.398	56.1	22.961	81.8		2:39.575
9	30.450	75.0	59.716	91.2	19.565	86.5		1:49.731	21	32.790	66.0	1:04.042	90.4	19.416	81.1		1:56.248
10	30.301	77.9	59.887	94.0	19.698	86.1		1:49.886	22	30.957	76.8	1:01.452	92.4	19.268	82.8		1:51.677
11	31.202	75.9	1:01.289	92.5				1:54.242	23	30.989	75.8	1:01.225	90.9	19.192	82.8		1:51.406
12	Out	79.3	1:00.629	91.9	19.019	82.5		2:37.985 P	24	30.861	79.9	1:01.307	91.1	20.285	81.0		1:52.453

4 Lynch-Longdon (RHO)									Mini Cooper S								
lap	Sect-1	Speed	Sect-2	Speed	Sect-3	Speed	TopSpeed	laptime pit	lap	Sect-1	Speed	Sect-2	Speed	Sect-3	Speed	Topspeed	laptime pit
1		84.2	51.685	97.4	17.043	83.0		1:43.383	4	26.399	99.9	49.192	96.6	16.663	83.5		1:32.254
2	26.962	93.2	49.479	96.7	16.613	85.8		1:33.054	5	27.112	93.2	50.217	97.7	21.123	80.5		1:38.452
3	26.601	96.6	49.559	97.3	16.582	87.3		1:32.742	6	27.525	91.5	54.506	92.0	19.181	64.1		1:41.212

7 Slevin-Mullen (MAN)									Alfa Romeo Giulia super T1								
lap	Sect-1	Speed	Sect-2	Speed	Sect-3	Speed	TopSpeed	laptime pit	lap	Sect-1	Speed	Sect-2	Speed	Sect-3	Speed	Topspeed	laptime pit
1		73.2	56.473	95.0	18.674	82.3		1:56.442	12	33.494	71.1	1:08.615	77.1	21.827	71.8		2:03.936
2	28.645	82.7	54.179	95.8	18.499	84.0		1:41.323	13	35.460	63.9	1:09.426	81.4				2:10.511
3	28.024	86.2	53.137	96.2	18.046	84.5		1:39.207	14	Out	65.5	1:10.390	84.5	22.824	72.8		3:20.314 P
4	28.118	86.1	53.195	96.3	18.479	83.4		1:39.792	15	35.408	68.2	1:09.243	87.6	22.399	75.7		2:07.050
5	28.217	84.8	54.257	94.6	18.622	83.2		1:41.096	16	35.786	68.8	1:09.232	73.7	24.355	72.2		2:09.373
6	28.849	83.4	1:02.535	81.5	20.822	77.1		1:52.206	17	37.135	65.8	1:10.419	56.3	27.603	36.2		2:15.157
7	32.268	74.9	1:39.417	87.0	20.782	74.4		2:32.467	18	47.725	60.1	1:27.855	49.8	23.822	75.8		2:39.402
8	34.172	72.7	1:07.614	79.4	22.128	77.0		2:03.914	19	36.556	69.6	1:11.258	87.7	22.094	77.0		2:09.908
9	34.046	70.8	1:07.045	82.1	22.155	77.7		2:03.246	20	34.526	68.1	1:06.962	89.8	21.985	76.0		2:03.473
10	33.213	70.0	1:05.284	84.5	21.542	79.4		2:00.039	21	34.437	71.7	1:05.366	91.1	22.134	78.0		2:01.937
11	33.328	70.3	1:04.951	83.0	21.944	74.5		2:00.223	22	36.919	63.0	1:07.998	90.7	21.650	76.8		2:06.567

11 Ding Boston (URE)									OUMF Riley 1.5								
lap	Sect-1	Speed	Sect-2	Speed	Sect-3	Speed	TopSpeed	laptime pit	lap	Sect-1	Speed	Sect-2	Speed	Sect-3	Speed	Topspeed	laptime pit
1		88.8	53.727	95.2	18.457	84.7		1:47.740	13	Out	72.7	1:03.549	84.9	20.456	78.5		2:55.347 P
2	27.298	95.5	50.450	95.0	17.700	83.6		1:35.448	14	34.466	70.2	1:02.760	87.0	20.309	78.8		1:57.535
3	27.360	93.9	50.325	92.9	17.248	84.4		1:34.933	15	33.105	68.6	1:05.250	84.7	21.441	81.0		1:59.796
4	27.364	92.1	51.588	94.0	16.723	84.1		1:35.675	16	33.694	67.7	1:05.279	87.2	20.891	79.9		1:59.864
5	27.625	99.0	51.607	93.5	19.261	81.7		1:38.493	17	33.023	74.1	1:07.521	79.2	24.147	74.2		2:04.691
6	28.507	88.4	57.977	87.0	19.603	79.7		1:46.087	18	34.295	73.4	1:24.880	28.0	32.886	33.1		2:32.061
7	30.401	77.1	1:02.495	87.8	19.923	79.4		1:52.819	19	47.290	53.9	1:29.566	52.1	22.201	79.5		2:39.057
8	31.246	78.7	1:01.687	86.5	20.038	78.7		1:52.971	20	33.202	66.6	1:06.434	84.7	21.417	80.5		2:01.053
9	32.997	70.8	1:03.685	84.2	20.116	79.6		1:56.798	21	33.025	70.3	1:05.239	83.1	21.699	80.4		1:59.963
10	32.633	73.4	1:02.634	83.5	20.424	80.3		1:55.691	22	33.306	68.2	1:05.052	86.5	21.122	80.5		1:59.480
11	32.898	70.5	1:07.315	86.4	19.589	79.6		1:59.802	23	33.442	65.3	1:04.395	88.5	20.578	80.1		1:58.415
12	32.157	71.5	1:03.833	87.9				2:02.030	24								



**Session Start: 13:04:21 - Finish: 13:49:25**  
**Weather/Track Conditions: Rain / Wet**  
**Circuit: Donington Park National**  
**Track Length: 3.185 Km - 1.9791 miles**

# Donington Historic Festival - 30 Apr - 2 May 2016

## HRDC 'Coys Trophy' celebrating the BTCC 1958-66

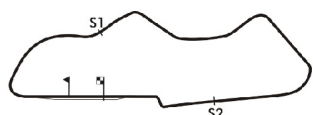
### Race 12 - Sector Analysis

12 Richard Frankel (MAN)									Alfa Romeo Giulia Super								
lap	Sect-1	Speed	Sect-2	Speed	Sect-3	Speed	TopSpeed	laptime pit	lap	Sect-1	Speed	Sect-2	Speed	Sect-3	Speed	Topspeed	laptime pit
1		80.4	53.196	95.6	18.498			1:49.394	13	32.972	68.8	1:04.409	87.9	22.135			1:59.516
2	27.334	91.3	51.803	95.5	17.699			1:36.836	14	33.545	67.9	1:04.815	87.8				2:02.658
3	27.670	94.4	52.327	96.2	17.036			1:37.033	15		67.7	1:07.138	80.4	21.189			3:19.541 P
4	27.408	87.3	52.301	96.1	18.281			1:37.990	16	32.804	70.5	1:04.115	89.1	20.647	81.6		1:57.566
5	27.691	88.1	52.504	94.7	18.761			1:38.956	17	36.755	66.5	1:09.136	73.6	24.139	72.9		2:10.030
6	28.414	84.9	58.708	92.1	19.246			1:46.368	18	37.231	64.5	1:10.199	54.5	28.025	38.4		2:15.455
7	30.763	75.5	59.867	92.7	19.879			1:50.509	19	48.183	61.0	1:26.959	53.7	23.014	75.1		2:38.156
8	31.921	70.9	59.896	101.4	19.801			1:51.618	20	33.230	67.6	1:06.083	88.8	21.034	80.4		2:00.347
9	31.879	73.3	1:01.518	89.8	20.303			1:53.700	21	32.953	71.6	1:04.000	88.4	21.236	80.3		1:58.189
10	32.112	70.9	1:02.556	88.5	20.675	82.1		1:55.343	22	32.897	69.5	1:03.340	90.1	20.962	80.7		1:57.199
11	32.409	70.4	1:03.989	88.8	20.596	82.6		1:56.994	23	32.848	72.0	1:03.453	90.5	20.304	82.3		1:56.605
12	32.336	68.7	1:04.955	91.0	20.803			1:58.094	24								

16 David Tomlin (CLK)									Ford Lotus Cortina								
lap	Sect-1	Speed	Sect-2	Speed	Sect-3	Speed	TopSpeed	laptime pit	lap	Sect-1	Speed	Sect-2	Speed	Sect-3	Speed	Topspeed	laptime pit
1								1:32.444	13								1:50.701
2								1:29.539	14								1:56.996
3								1:28.009	15			In		In			2:33.211 P
4								1:27.122	16								1:52.939
5								1:29.943	17								1:53.555
6								1:34.108	18								1:55.938
7								1:45.883	19								3:03.354
8								1:46.808	20								2:26.441
9								1:47.598	21								1:54.208
10								1:49.475	22								1:55.127
11								1:48.917	23								1:57.763
12								1:51.673	24								1:54.913

21 Louis Frankel (MAN)									Alfa Romeo Giulia Super								
lap	Sect-1	Speed	Sect-2	Speed	Sect-3	Speed	TopSpeed	laptime pit	lap	Sect-1	Speed	Sect-2	Speed	Sect-3	Speed	Topspeed	laptime pit
1		79.9	53.341	96.2	18.295			1:49.518	13	33.600	70.8	1:05.442	87.6	20.435			1:59.477
2	27.480	87.2	51.754	94.3	17.595			1:36.829	14	33.332	69.5	1:05.860	86.8	20.882			2:00.074
3	27.794	91.0	51.528	94.4	16.694			1:36.016	15	33.936	60.1	1:06.403	87.9	20.571			2:00.910
4	27.579	95.8	52.050	94.7	17.318			1:36.947	16	35.814	70.0	1:05.930	83.0	22.967	68.1		2:04.711
5	27.893	95.5	53.230	93.9	18.594			1:39.717	17	39.273	63.2	1:08.003	79.6	22.361	73.2		2:09.637
6	28.727	85.6	1:00.363	88.0	19.537			1:48.627	18	37.053	63.1	1:08.739	78.1	22.593	73.7		2:08.385
7	30.915	77.4	1:10.492	85.2	19.741	81.3		2:01.148	19	39.702	64.6	1:24.060	42.4	24.233	76.6		2:27.995
8	32.342	75.0	1:01.943	89.4	19.820			1:54.105	20	34.640	63.6	1:07.571	83.4	20.869	78.8		2:03.080
9	32.775	71.7	1:04.392	82.0	20.258	79.0		1:57.425	21	34.232	64.3	1:06.164	83.3	21.323	77.8		2:01.719
10	32.165	73.1	1:03.767	88.2	20.041	78.3		1:55.973	22	34.506	60.3	1:07.841	86.2	20.829	77.3		2:03.176
11	33.277	70.3	1:04.888	88.4				2:04.881	23	34.397	62.7	1:05.518	87.4	20.795	78.5		2:00.710
12		72.3	1:06.347	85.9	21.705			3:12.869 P	24								

22 Michael Squire (SEA)									Ford Mustang								
lap	Sect-1	Speed	Sect-2	Speed	Sect-3	Speed	TopSpeed	laptime pit	lap	Sect-1	Speed	Sect-2	Speed	Sect-3	Speed	Topspeed	laptime pit
1		95.4	47.643	115.7	16.003	103.1		1:34.107	13	30.721	80.0	1:00.050	97.9	19.305	86.8		1:50.076
2	24.559	102.3	46.718	112.6	16.600	101.4		1:27.877	14	30.810	76.9	1:01.000	92.6	20.264	89.3		1:52.074
3	25.107	96.9	46.011	116.1	15.686	100.8		1:26.804	15	31.421	78.2	1:01.515	95.2				1:57.751
4	24.640	104.6	46.324	115.7	16.224	99.0		1:27.188	16		72.4	1:02.104	95.2	20.326	88.5		3:04.628 P
5	25.636	95.5	47.877	114.3	16.677	100.3		1:30.190	17	31.334	75.6	1:02.879	94.3	20.014	86.9		1:54.227
6	25.025	98.6	50.852	103.3	18.467	91.2		1:34.344	18	33.013	62.7	1:07.737	67.6	24.157	77.2		2:04.907
7	27.516	85.5	57.547	101.3	19.043	88.6		1:44.106	19	33.744	67.5	1:25.638	28.9	33.039	32.6		2:32.421
8	30.099	79.6	56.703	98.2	18.629	89.2		1:45.431	20	47.402	57.5	1:28.947	54.2	22.644	85.3		2:38.993
9	30.541	80.2	57.563	102.6	19.389	89.2		1:47.493	21	32.881	64.2	1:05.128	96.1	20.894	87.3		1:58.903
10	30.642	82.9	1:00.302	93.6	19.882	87.2		1:50.826	22	30.509	77.7	59.810	97.0	19.526	85.4		1:49.845
11	30.766	79.8	59.716	97.0	19.798	86.2		1:50.280	23	30.787	76.2	1:00.477	92.4	19.500	86.4		1:50.764
12	31.221	74.1	1:00.641	95.1	20.225	84.6		1:52.087	24	30.613	75.8	1:00.685	103.4	19.287	86.4		1:50.585



**Session Start: 13:04:21 - Finish: 13:49:25**  
**Weather/Track Conditions: Rain / Wet**  
**Circuit: Donington Park National**  
**Track Length: 3.185 Km - 1.9791 miles**

# Donington Historic Festival - 30 Apr - 2 May 2016

## HRDC 'Coys Trophy' celebrating the BTCC 1958-66

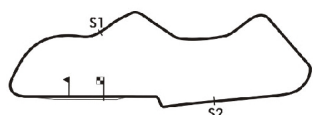
### Race 12 - Sector Analysis

23 Julian Balme (SEA)									Ford Falcon Sprint										
lap	Sect-1	Speed	Sect-2	Speed	Sect-3	Speed	TopSpeed	laptime	pit	lap	Sect-1	Speed	Sect-2	Speed	Sect-3	Speed	Topspeed	laptime	pit
1		78.9	52.623	99.5	17.953	87.8		1:49.733		12	36.670	63.9	1:10.800	74.2	22.702	73.7		2:10.172	
2	27.866	86.3	51.203	96.1	17.974	87.7		1:37.043		13	36.578	61.7	1:10.705	74.2	23.689	70.4		2:10.972	
3	27.965	89.0	53.024	100.9	17.681	87.4		1:38.670		14	37.723	66.8	1:12.699	66.5	25.514	71.0		2:15.936	
4	27.515	90.5	51.297	101.4	18.118	85.7		1:36.930		15	36.987	63.0	1:09.634	74.4	22.738	74.2		2:09.359	
5	27.651	89.2	53.684	94.6	19.369	82.6		1:40.704		16	38.210	61.8	1:11.249	69.9	24.082	71.9		2:13.541	
6	28.929	82.7	1:03.211	80.3	21.266	72.1		1:53.406		17	36.489	65.3	1:10.355	62.6	26.994	37.5		2:13.838	
7	34.247	66.1	1:05.069	82.6	21.468	70.6		2:00.784		18	48.522	59.9	1:27.515	48.8	24.842	68.2		2:40.879	
8	34.321	72.0	1:07.940	77.6	22.577	73.3		2:04.838		19	36.644	67.3	1:08.984	77.4	23.289	71.5		2:08.917	
9	34.761	67.6	1:09.105	76.3	22.927	70.1		2:06.793		20	35.359	65.5	1:06.300	81.8	21.899	76.7		2:03.558	
10	35.447	66.6	1:09.254	73.2				2:12.212		21	34.950	63.7	1:06.504	79.7	21.997	74.6		2:03.451	
11	Out	64.0	1:09.082	72.2	23.323	71.0		3:18.458	P	22	34.502	66.7	1:05.486	84.1	21.756	76.3		2:01.744	

35 Mark Burton (SEA)									Ford Mustang										
lap	Sect-1	Speed	Sect-2	Speed	Sect-3	Speed	TopSpeed	laptime	pit	lap	Sect-1	Speed	Sect-2	Speed	Sect-3	Speed	Topspeed	laptime	pit
1		93.9	47.942	117.1	17.536	100.3		1:36.956		13	31.235	76.3	1:00.076	90.5	19.611	83.1		1:50.922	
2	25.112	100.2	46.567	118.8	16.623	98.9		1:28.302		14	31.377	71.7	1:01.620	95.0	20.233	82.7		1:53.230	
3	24.987	97.0	46.299	117.5	15.900	99.8		1:27.186		15	30.981	79.1	1:01.099	96.1				1:54.258	
4	24.724	98.1	46.265	117.1	16.456	96.3		1:27.445		16		72.7	1:11.044	86.1	20.999	81.7		3:00.412	P
5	25.567	93.7	47.966	116.7	19.223	89.3		1:32.756		17	32.935	75.0	1:02.048	94.8	19.602	83.4		1:54.585	
6	26.807	82.9	53.900	100.3	19.230	88.6		1:39.937		18	32.627	67.5	1:05.997	79.2	22.547	66.3		2:01.171	
7	28.336	87.2	58.029	99.2	18.819	88.7		1:45.184		19	37.460	61.8	1:23.381	24.7	31.558	34.3		2:32.399	
8	29.413	83.7	56.385	101.3	18.876	87.4		1:44.674		20	48.853	56.5	1:26.553	50.9	23.826	82.2		2:39.232	
9	29.635	80.1	58.832	92.1	20.080	84.3		1:48.547		21	32.461	66.8	1:02.314	96.3	20.875	84.2		1:55.650	
10	31.133	76.1	1:00.003	97.9	19.497	87.7		1:50.633		22	32.033	73.5	1:01.547	98.2	19.341	83.6		1:52.921	
11	31.492	71.7	1:00.906	90.3	19.659	85.9		1:52.057		23	30.285	81.7	59.743	93.0	20.522	79.1		1:50.550	
12	30.429	77.8	1:00.376	90.9	20.177	87.2		1:50.982		24	30.844	77.5	1:00.825	99.8	18.951	87.8		1:50.620	

38 Mark Thomas (MAN)									Ford Anglia 105E										
lap	Sect-1	Speed	Sect-2	Speed	Sect-3	Speed	TopSpeed	laptime	pit	lap	Sect-1	Speed	Sect-2	Speed	Sect-3	Speed	Topspeed	laptime	pit
1		84.5	51.758	99.0	17.257	84.6		1:45.428		13	33.673	70.1	1:04.563	87.1				2:03.299	
2	27.365	94.8				87.2		1:35.271		14	Out	67.5	1:04.645	85.8	20.242	81.5		3:03.129	P
3	27.264	91.2	49.410	99.5	16.930	85.6		1:33.604		15	33.584	73.1	1:05.785	85.3	20.406	81.9		1:59.775	
4	26.883	93.9	49.823		16.839	85.6		1:33.545		16	32.818	70.9	1:03.661	87.7	20.258	82.7		1:56.737	
5				95.9	18.964	84.7		1:41.658		17	35.215	69.4	1:06.554	82.1	22.528	73.3		2:04.297	
6	27.579	88.5	57.684	90.5	20.223	81.7		1:45.486		18	38.345	64.9	1:23.165	25.6	32.441	32.6		2:33.951	
7	31.635	74.8	1:01.813	91.2	19.584	82.2		1:53.032		19	48.243	53.9	1:27.269	49.2	23.231	79.6		2:38.743	
8	31.163	72.3	1:00.796	92.0	20.034	81.6		1:51.993		20	34.251	72.5	1:05.799	87.7	20.040	78.3		2:00.090	
9	33.222	71.5	1:04.293	88.8	20.738	82.4		1:58.253		21	33.539	68.9	1:14.154	67.1	20.104	79.9		2:07.797	
10	33.847	73.9	1:03.420	88.7	20.072	81.3		1:57.339		22	32.293	72.6	1:03.639	87.4	20.024	79.7		1:55.956	
11	33.506	76.1	1:02.538	87.7	20.238	81.5		1:56.282		23	32.737	72.7	1:04.752	87.0	19.838	80.8		1:57.327	
12	33.572	75.6	1:04.308	88.0	20.483	81.4		1:58.363		24									

42 John Spiers (CLK)									Ford Lotus Cortina										
lap	Sect-1	Speed	Sect-2	Speed	Sect-3	Speed	TopSpeed	laptime	pit	lap	Sect-1	Speed	Sect-2	Speed	Sect-3	Speed	Topspeed	laptime	pit
1		85.9	48.893	105.0	16.297	93.5		1:37.388		13	29.935	82.7	1:02.059	92.2	19.200	84.3		1:51.194	
2	25.494	98.0	48.016	104.1	16.230	90.9		1:29.740		14	30.837	70.0	1:01.685	90.0	19.132	85.0		1:51.654	
3	25.310	99.7	46.758	105.2	15.924	93.4		1:27.992		15	30.572	78.3	1:02.138	91.9	19.188	84.3		1:51.898	
4	24.997	103.5	46.699	102.2	15.960	93.0		1:27.656		16	31.353	74.8	1:01.721	88.7				1:55.402	
5	25.541	100.2	49.334	104.6	16.341	91.5		1:31.216		17	Out	86.2	1:02.564	91.9	19.475	82.8		2:36.711	P
6	26.323	82.8	53.218	98.2	17.999	86.0		1:37.540		18	31.238	76.9	1:03.019	91.5	19.317	84.6		1:53.574	
7	27.426	92.1	58.018	95.1	18.460	86.7		1:43.904		19	43.574	51.6	1:38.984	40.7	34.743	41.0		2:57.301	
8	29.063	81.6	56.791	98.9	18.964	87.8		1:44.818		20	48.894	56.7	1:27.837	59.0	24.819	57.2		2:41.550	
9	30.043	74.5	58.993	94.2	18.946	85.8		1:47.982		21	31.986	76.4	1:01.681	92.7	19.979	80.9		1:53.646	
10	30.665	78.3	1:00.363	92.2	18.520	85.3		1:49.548		22	31.146	79.1	1:01.520	92.5	19.591	82.3		1:52.257	
11	30.304	79.9	1:02.140	92.7	18.827	85.3		1:51.271		23	31.133	78.2	1:01.304	93.3	19.422	83.5		1:51.859	
12	30.788	80.1	1:03.324	93.4	19.572	85.6		1:53.684		24	31.112	76.2	1:02.192	91.7	19.246	81.7		1:52.550	



**Session Start: 13:04:21 - Finish: 13:49:25**  
**Weather/Track Conditions: Rain / Wet**  
**Circuit: Donington Park National**  
**Track Length: 3.185 Km - 1.9791 miles**

# Donington Historic Festival - 30 Apr - 2 May 2016

## HRDC 'Coys Trophy' celebrating the BTCC 1958-66

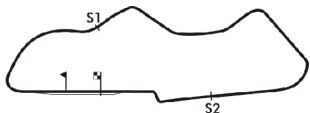
### Race 12 - Sector Analysis

44 Dick-Williams (RHO)									Morris Mini										
lap	Sect-1	Speed	Sect-2	Speed	Sect-3	Speed	TopSpeed	laptime	pit	lap	Sect-1	Speed	Sect-2	Speed	Sect-3	Speed	Topspeed	laptime	pit
1		81.7	52.589	98.2	17.574			1:45.512		13		77.8	1:01.317	89.8	19.645			3:24.571	P
2	26.843	93.2	49.741	97.4	18.060	85.8		1:34.644		14	31.288	80.6	1:01.174	88.5	19.411			1:51.873	
3	26.925	88.4	50.159	99.2	17.510	86.4		1:34.594		15	30.790	81.0	59.814	90.5	19.388	81.8		1:49.992	
4	27.227	88.2	50.380	97.0	16.883	87.3		1:34.490		16	30.110	83.5	59.141	89.4	19.269	81.6		1:48.520	
5	27.128	89.7	51.759	96.1	18.137			1:37.024		17	31.696	76.6	1:05.708	57.7	25.571	61.4		2:02.975	
6	27.662	88.9	55.121	93.4	18.771	83.5		1:41.554		18	41.695	53.1	1:18.288	75.7	24.987	64.5		2:24.970	
7	29.132	83.6	57.732	93.1	19.353	83.7		1:46.217		19	40.453	61.2	1:15.085	73.2	23.552	72.3		2:19.090	
8	31.035	75.1	58.287	92.5	18.713	83.5		1:48.035		20	37.846	61.0	1:09.727	89.2	19.145	82.2		2:06.718	
9	31.005	75.1	59.443	90.4	19.377	81.8		1:49.825		21	30.338	83.5	59.982	90.3	19.197	81.6		1:49.517	
10	31.473	73.1	1:00.217	83.0	19.314	79.3		1:51.004		22	30.398	77.6	59.930	91.6	18.949	82.7		1:49.277	
11	32.485	76.1	1:00.774	89.8	19.788	82.0		1:53.047		23	30.656	81.3	59.277	91.1	19.808	82.7		1:49.741	
12	31.870	69.5	1:01.452	90.9				1:58.883		24	30.445	81.4	59.486	90.9	18.783	82.1		1:48.714	

56 Alexander-Fores (MAN)									Alfa Romeo Sprint GT										
lap	Sect-1	Speed	Sect-2	Speed	Sect-3	Speed	TopSpeed	laptime	pit	lap	Sect-1	Speed	Sect-2	Speed	Sect-3	Speed	Topspeed	laptime	pit
1		81.0	51.668	100.2	16.675	89.7		1:43.431		13	31.681	65.3	1:01.160	94.7	19.824	82.4		1:52.665	
2	26.608	93.8	48.686	97.9	16.356	88.1		1:31.650		14	31.304	69.0	1:00.443	95.2	19.552	83.4		1:51.299	
3	26.884	91.4	49.920	98.6	16.227	88.0		1:33.031		15	30.630	70.8	1:00.770	94.6	19.412	84.3		1:50.812	
4	26.544	96.9	48.787	98.0	16.370	87.8		1:31.701		16	30.585	70.9	1:01.161	93.9	19.378	84.0		1:51.124	
5	26.610	92.1	49.460	96.5	16.898	87.1		1:32.968		17	33.171	69.9	1:00.872	95.0	19.338	83.0		1:53.381	
6	27.831	90.8	58.784	85.9	19.168	84.4		1:45.783		18	34.963	60.6	1:08.484	74.3	21.527	77.7		2:04.974	
7	30.379	77.0	1:02.367	89.5	21.136	80.8		1:53.882		19	37.061	61.5	1:08.873	74.6	22.499	77.9		2:08.433	
8	33.973	68.0	1:02.234	90.1	20.832	83.4		1:57.039		20	39.762	63.9	1:24.129	44.0	23.667	79.8		2:27.558	
9	31.277	71.7	1:05.834	81.3	20.969	78.2		1:58.080		21	31.014	71.1	1:04.193	95.1	19.750	83.6		1:54.957	
10	33.591	66.8	1:04.560	89.1				2:00.788		22	30.852	72.1	59.490	96.5	19.161	85.1		1:49.503	
11	Out	70.2	1:00.887	94.6	19.684	84.9		2:45.001	P	23	30.834	70.8	1:00.880	91.4	19.261	85.9		1:50.975	
12	31.105	67.2	1:01.204	94.3	19.417	83.3		1:51.726		24	30.205	72.1	59.798	95.0	18.675	84.5		1:48.678	

63 Bill Shepherd (SEA)									Ford Galaxie 500										
lap	Sect-1	Speed	Sect-2	Speed	Sect-3	Speed	TopSpeed	laptime	pit	lap	Sect-1	Speed	Sect-2	Speed	Sect-3	Speed	Topspeed	laptime	pit
1		98.8	45.944	114.5	15.895	105.4		1:30.207		13	30.554	74.8	59.697	101.6	19.690	88.7		1:49.941	
2	24.550	102.0	46.705	111.7	16.300	105.9		1:27.555		14	30.840	75.1	1:01.335	91.2	20.938	87.2		1:53.113	
3	24.885	101.2	46.619	111.5	16.126	106.2		1:27.630		15	31.190	73.4	1:01.695	93.4				1:57.783	
4	24.289	104.3	46.033	118.3	15.813	105.0		1:26.135		16		62.7	1:03.823	84.3	21.515	87.1		3:04.307	P
5	24.711	103.0	47.808	115.9	16.344	104.1		1:28.863		17	31.941	64.7	1:03.148	91.5	20.964	88.4		1:56.053	
6	25.403	96.5	50.666	107.7	17.805	94.2		1:33.874		18	32.143	60.8	1:08.269	68.3	24.217	80.9		2:04.629	
7	27.894	90.3	1:05.035	103.4	20.389	87.8		1:53.318		19	33.674	66.9	1:25.652	29.4	33.131	30.5		2:32.457	
8	29.381	79.3	57.578	108.3	18.872	91.9		1:45.831		20	47.466	52.9	1:29.154	56.3	22.627	78.1		2:39.247	
9	30.080	74.6	56.835	102.6	19.281	90.6		1:46.196		21	32.821	63.8	1:05.225	85.7	21.705	87.4		1:59.751	
10	29.759	77.5	58.960	92.6	19.710	88.7		1:48.429		22	31.288	74.0	1:00.296	91.1	20.639	88.6		1:52.223	
11	30.447	77.6	59.234	97.2	19.856	89.8		1:49.537		23	31.067	74.9	1:00.082	91.1	20.343	88.1		1:51.492	
12	30.395	73.5	59.656	96.6	20.337	89.1		1:50.388		24	30.404	69.4	1:00.678	97.7	20.133	86.3		1:51.215	

65 Nicholas Ruddell (SEA)									Ford Mustang											
lap	Sect-1	Speed	Sect-2	Speed	Sect-3	Speed	TopSpeed	laptime	pit	lap	Sect-1	Speed	Sect-2	Speed	Sect-3	Speed	Topspeed	laptime	pit	
1		77.4	50.624	115.1	16.399			1:40.951		13		57.9	1:06.466	87.0	21.848	81.1		3:18.906	P	
2	25.282	89.4	48.162	116.9	16.588			1:30.032		14	35.139	63.6	1:08.027	85.1	21.502			2:04.668		
3	26.103	82.8	48.283	117.1	15.924			1:30.310		15	34.583	62.4	1:06.126	84.1	22.584	77.9		2:03.293		
4	26.126	85.3	49.088	109.8	16.551	98.9		1:31.765		16	39.771	59.3	1:07.666	86.9	22.150	71.5		2:09.587		
5	26.427	82.9	49.904	112.8	17.316			1:33.647		17	36.724	60.7	1:09.119	77.7	22.522	78.0		2:08.365		
6	27.367	80.9	57.999	80.3	20.492			1:45.858		18	37.585	61.0	1:08.400	80.9	23.224	64.3		2:09.209		
7	32.622	70.0	1:02.455	91.4	21.235			1:56.312		19	44.784	59.8	1:24.853	43.0	23.722	81.2		2:33.359		
8	34.159	67.0	1:02.212	94.8	20.739			1:57.110		20	35.369	62.4	1:06.136	85.1	21.556	77.1		2:03.061		
9	33.566	62.6	1:07.836	84.6	21.688	80.6		2:03.090		21	34.673	62.3	1:05.945	85.3	21.631	82.9		2:02.249		
10	33.553	62.6	1:05.610	84.0	22.651	80.9		2:01.814		22	34.818	61.2	1:06.407	85.6	21.278	78.3		2:02.503		
11	34.330	68.3	1:04.843	84.9	21.184	77.5		2:00.357		23	34.849	63.6	1:05.237	86.0	21.509	79.1		2:01.595		
12	35.406	65.1	1:05.036	87.7				2:05.530		24										



Session Start: 13:04:21 - Finish: 13:49:25

Weather/Track Conditions: Rain / Wet

Circuit: Donington Park National

Track Length: 3.185 Km - 1.9791 miles



# Donington Historic Festival - 30 Apr - 2 May 2016

## HRDC 'Coys Trophy' celebrating the BTCC 1958-66

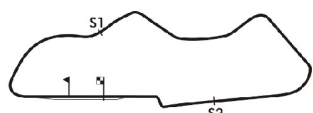
### Race 12 - Sector Analysis

66 Viggo Lund (CLK)									Ford Lotus Cortina								
lap	Sect-1	Speed	Sect-2	Speed	Sect-3	Speed	TopSpeed	laptime pit	lap	Sect-1	Speed	Sect-2	Speed	Sect-3	Speed	Topspeed	laptime pit
1		88.8	48.298	105.2	16.249	96.1		1:38.211	13	30.885	82.8	1:01.225	91.4	19.450	84.1		1:51.560
2	25.915	100.4	47.063	106.9	16.356	95.6		1:29.334	14	31.992	82.3	1:01.746	88.7				1:56.145
3	25.364	100.7	46.702	106.2	15.885	97.2		1:27.951	15	Out	80.0	1:03.065	94.4	19.541	83.4		2:54.700 P
4	25.247	100.7	47.065	106.0	16.125	92.5		1:28.437	16	31.378	80.6	1:01.665	92.6	19.689	80.0		1:52.732
5	25.221	100.2	48.719	105.9	16.374	94.7		1:30.314	17	31.353	85.2	1:01.333	94.6	20.042	81.6		1:52.728
6	26.321	81.1	53.564	102.5	18.806	90.6		1:38.691	18	32.453	84.7	1:02.644	73.9	21.824	72.4		1:56.921
7	28.835	87.6	58.867	97.3	19.009	85.7		1:46.711	19	37.605	64.0	1:23.506	25.4	31.692	34.1		2:32.803
8	30.466	80.3	58.757	98.9	18.150	87.9		1:47.373	20	48.610	54.0	1:26.812	57.1	23.862	81.1		2:39.284
9	30.704	83.0	1:00.260	94.8	19.694	85.4		1:50.658	21	32.985	68.9	1:03.014	94.7	20.189	88.4		1:56.188
10	31.935	71.3	1:01.454	94.8	19.136	86.7		1:52.525	22	31.940	73.7	1:02.771	94.3	20.681	81.4		1:55.392
11	31.097	85.1	1:01.298	96.2	19.652	81.2		1:52.047	23	31.266	83.2	1:01.405	93.8	19.425	84.3		1:52.096
12	32.096	79.6	1:00.632	91.2	19.800	85.2		1:52.528	24	30.935	84.9	1:02.015	94.0	19.523	86.1		1:52.473

69 Avill-Hyett (CLK)									Ford Lotus Cortina								
lap	Sect-1	Speed	Sect-2	Speed	Sect-3	Speed	TopSpeed	laptime pit	lap	Sect-1	Speed	Sect-2	Speed	Sect-3	Speed	Topspeed	laptime pit
1		93.5	48.893	108.1	16.108	96.7		1:35.209	13		71.4	1:01.799	90.7	20.291	77.1		3:15.007 P
2	24.607	101.0	46.335	108.6	16.314	97.0		1:27.256	14	31.871	73.4	1:03.185	91.4	20.899	81.4		1:55.955
3	25.581	92.1	47.344	108.4	15.632	97.4		1:28.557	15	32.088	74.5	1:02.458	90.3	20.319	79.9		1:54.865
4	24.773	100.2	46.196	108.3	15.773	97.0		1:26.742	16	31.403	81.2	1:01.197	90.4	20.793	80.0		1:53.393
5	25.245	98.3	47.370	107.9	18.616	92.0		1:31.231	17	39.898	69.4	1:02.960	91.2	20.131	75.3		2:02.989
6	26.019	98.4	49.818	104.2	19.801	86.0		1:35.638	18	33.534	75.6	1:05.365	72.6	22.814	70.6		2:01.713
7	27.473	84.8	57.640	95.6	19.112	87.3		1:44.225	19	35.905	71.9	1:08.268	66.5	28.398	35.0		2:12.571
8	30.811	78.1	59.598	96.2	19.285	90.1		1:49.694	20	48.697	63.9	1:28.136	45.3	23.448	73.4		2:40.281
9	29.598	83.4	59.571	98.9	19.386	84.2		1:48.555	21	32.326	72.6	1:05.330	89.8	21.223	81.6		1:58.879
10	30.978	80.7	1:00.865	92.7	19.445	86.3		1:51.288	22	31.176	78.4	1:01.320	91.1	19.755	81.3		1:52.251
11	31.294	79.0	1:01.364	96.1	19.965	80.2		1:52.623	23	31.876	69.4	1:01.460	93.6	20.441	78.6		1:53.777
12	30.470	82.9	1:00.670	91.0				1:54.264	24	31.779	78.1	1:01.583	91.6	19.797	79.6		1:53.159

72 Harrison-Jeffrey (RHO)									Austin Mini Cooper S								
lap	Sect-1	Speed	Sect-2	Speed	Sect-3	Speed	TopSpeed	laptime pit	lap	Sect-1	Speed	Sect-2	Speed	Sect-3	Speed	Topspeed	laptime pit
1		80.3	49.679	99.9	16.308	90.1		1:40.239	13		76.2	1:01.279	91.2	19.481	84.2		3:26.512 P
2	26.368	93.9	49.307	99.5	16.501	88.4		1:32.176	14	32.902	69.1	1:03.419	89.8	19.686	79.9		1:56.007
3	25.847	92.5	48.788	99.9	15.920	90.6		1:30.555	15	32.744	72.8	1:02.801	91.2	19.636	82.2		1:55.181
4	26.220	93.4	48.909	98.9	16.549	89.7		1:31.678	16	31.595	75.1	1:01.783	88.7	19.496	83.4		1:52.874
5	26.258	91.5	50.100	98.6	16.763	88.4		1:33.121	17	32.526	69.2	1:03.298	76.3	23.915	71.0		1:59.739
6	26.914	84.8	55.581	94.6	18.405	86.1		1:40.900	18	41.801	55.2	1:18.111	73.6	25.095	69.1		2:25.007
7	28.988	70.8	1:00.147	92.5	19.241	85.8		1:48.376	19	40.308	60.8	1:14.975	72.6	23.629	71.8		2:18.912
8	31.810	68.4	58.604	95.2	18.961	83.6		1:49.375	20	37.819	61.3	1:10.685	91.0	20.186	81.8		2:08.690
9	31.554	67.1	1:01.492	93.3	19.603	83.1		1:52.649	21	32.112	70.1	1:03.238	83.4	19.692	82.7		1:55.042
10	31.669	70.4	1:01.359	92.5	19.696	84.1		1:52.724	22	31.932	71.4	1:02.321	88.0	19.757	82.1		1:54.010
11	31.635	71.7	1:01.266	91.1	19.389	84.0		1:52.290	23	32.090	67.9	1:01.929	91.2	19.107	82.7		1:53.126
12	31.892	70.0	1:01.755	89.3				1:59.096	24	32.448	67.5	1:01.807	90.3	19.710	82.7		1:53.965

73 Clarkson-Smithies (SEA)									Ford Falcon Sprint								
lap	Sect-1	Speed	Sect-2	Speed	Sect-3	Speed	TopSpeed	laptime pit	lap	Sect-1	Speed	Sect-2	Speed	Sect-3	Speed	Topspeed	laptime pit
1		95.2	47.979	113.7	17.394	99.2		1:36.403	8	29.788	81.6	56.929	94.4	19.475	90.0		1:46.192
2	25.046	100.7	46.999	116.3	16.958	98.6		1:29.003	9	30.239	81.3	59.852	89.8	20.424	88.1		1:50.515
3	25.223	99.4	46.718	117.5	15.910	100.3		1:27.851	10	30.734	79.8	1:00.174	94.7	19.596	88.4		1:50.504
4	24.731	98.4	47.175	113.4	16.333	97.7		1:28.239	11	31.311	73.9	1:00.277	94.0	19.974	86.8		1:51.562
5	25.492	95.0	48.526	114.7	16.772	96.1		1:30.790	12	31.014	76.2	1:00.921	88.7	20.000	84.9		1:51.935
6	26.139	90.2	51.312	102.2	18.388	91.4		1:35.839	13	31.181	78.0	1:00.461	95.2	19.577	84.2		1:51.219
7	27.884	86.0	57.585	91.4	19.447	86.7		1:44.916	14	31.291	79.1	1:01.852	91.0				1:55.953



**Session Start: 13:04:21 - Finish: 13:49:25**  
**Weather/Track Conditions: Rain / Wet**  
**Circuit: Donington Park National**  
**Track Length: 3.185 Km - 1.9791 miles**

# Donington Historic Festival - 30 Apr - 2 May 2016

## HRDC 'Coys Trophy' celebrating the BTCC 1958-66

### Race 12 - Sector Analysis

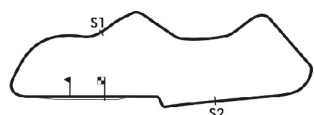
76 Shaw-Matthews (MAN)									Alfa Romeo Sprint GT								
lap	Sect-1	Speed	Sect-2	Speed	Sect-3	Speed	TopSpeed	laptime pit	lap	Sect-1	Speed	Sect-2	Speed	Sect-3	Speed	Topspeed	laptime pit
1		94.7	51.320	99.9	17.091	87.7		1:44.347	13	34.094	67.5	1:05.285	84.5	21.063	79.4		2:00.442
2	26.465	89.7	49.630	99.8	16.731	88.7		1:32.826	14	34.614	67.0	1:05.162	86.7	20.242	81.6		2:00.018
3	26.239	<u>101.2</u>	49.362	<u>101.6</u>	16.898	88.2		1:32.499	15	34.019	70.6	1:06.303	88.7	19.648	80.8		1:59.970
4	26.266	99.7	49.221	99.3	16.685	<u>89.5</u>		1:32.172	16	36.341	64.7	1:08.415	73.6	21.757	75.4		2:06.513
5	26.101	93.3	49.908	99.2	40.180	85.9		1:56.189	17	36.131	65.9	1:06.398	81.3	20.868	79.7		2:03.397
6	27.302	88.9	1:16.528	87.4	20.486	76.3		2:04.316	18	35.857	69.4	1:06.377	83.2	21.640	79.1		2:03.874
7	33.127	80.3	1:02.326	89.1	21.049	75.5		1:56.502	19	35.764	63.1	1:19.372	50.8	24.026	80.7		2:19.162
8	33.694	74.2	1:04.435	88.0	20.787	78.2		1:58.916	20	33.921	65.2	1:06.029	84.3	21.055	76.8		2:01.005
9	33.223	75.3	1:02.442	89.4	21.232	76.7		1:56.897	21	33.184	73.7	1:05.111	80.3	20.918	80.0		1:59.213
10	34.082	70.6	1:06.798	84.3				2:07.132	22	33.170	68.8	1:06.406	88.2	20.887	76.3		2:00.463
11	Out	73.4	1:04.418	87.0	21.157	76.6		3:08.292 P	23	32.870	76.7	1:03.815	89.2	19.754	80.1		1:56.439
12	34.696	65.6	1:06.711	86.1	21.632	78.5		2:03.039	24								

81 Ed Glaister (URE)									Ford Anglia 100E								
lap	Sect-1	Speed	Sect-2	Speed	Sect-3	Speed	TopSpeed	laptime pit	lap	Sect-1	Speed	Sect-2	Speed	Sect-3	Speed	Topspeed	laptime pit
1		72.9	53.058	<u>96.3</u>	17.845	81.7		1:50.668	13	32.302	70.9	1:03.198	87.0	20.356	78.6		1:55.856
2	27.669	85.1	51.200	95.1	18.216	83.3		1:37.085	14	32.249	73.2	1:04.722	88.2	21.206	76.8		1:58.177
3	28.099	85.2	53.185	94.8	17.966	82.8		1:39.250	15	32.546	66.6	1:02.614	86.5	21.558	77.8		1:56.718
4	27.350	<u>90.8</u>	51.061	95.4	17.719	<u>84.4</u>		1:36.130	16	35.027	67.1	1:02.489	87.0	21.217	75.2		1:58.733
5	27.617	89.5	54.037	93.6	19.676	76.3		1:41.330	17	35.985	61.2	1:07.454	68.6	22.712	76.6		2:06.151
6	29.003	83.9	57.903	88.6	20.179	77.3		1:47.085	18	35.731	67.9	1:08.569	57.4	29.265	30.1		2:13.565
7	31.229	74.8	1:01.929	89.4	20.485	77.8		1:53.643	19	47.273	63.1	1:28.841	42.7	24.067	74.7		2:40.181
8	31.973	73.4	1:00.619	88.9	20.079	78.1		1:52.671	20	32.549	69.5	1:06.482	86.8	21.340	78.8		2:00.371
9	32.506	75.6	1:02.109	88.0	20.266	77.8		1:54.881	21	32.185	68.3	1:02.259	86.9	20.489	80.1		1:54.933
10	32.622	71.8	1:03.081	87.6				1:59.346	22	31.642	72.8	1:03.376	89.2	20.856	78.8		1:55.874
11		72.7	1:03.539	82.7	20.579	78.6		3:20.706 P	23	32.288	70.5	1:03.087	87.4	21.525	78.4		1:56.900
12	32.123	72.0	1:05.819	82.1	21.403	79.8		1:59.345	24								

84 Neil Merry (CLK)									Alfa Romeo GTA								
lap	Sect-1	Speed	Sect-2	Speed	Sect-3	Speed	TopSpeed	laptime pit	lap	Sect-1	Speed	Sect-2	Speed	Sect-3	Speed	Topspeed	laptime pit
1		<u>79.5</u>	53.487	<u>84.2</u>	19.412	<u>76.3</u>		1:51.616	2	31.165	70.0	1:01.443	62.6				1:59.509

88 Minshaw-Melling (SEA)									Ford Falcon Sprint								
lap	Sect-1	Speed	Sect-2	Speed	Sect-3	Speed	TopSpeed	laptime pit	lap	Sect-1	Speed	Sect-2	Speed	Sect-3	Speed	Topspeed	laptime pit
1		98.1	48.028	118.3	15.641	102.5		1:33.641	13	29.904	79.2	59.385	107.4	18.571	89.3		1:47.860
2	24.313	<u>104.6</u>	47.227	119.6	16.967	91.7		1:28.507	14	29.467	77.2	1:00.439	103.9	18.878	85.6		1:48.784
3	25.761	96.3	46.606	<u>121.3</u>	15.478	<u>105.4</u>		1:27.845	15	30.613	76.2	1:00.322	99.0				1:53.504
4	24.413	103.5	46.199	120.9	16.048	101.3		1:26.660	16	Out	75.1	1:04.766	89.7	21.111	83.1		3:18.950 P
5	25.533	95.0	47.303	119.4	17.259	97.9		1:30.095	17	33.162	76.8	1:02.847	89.5	21.329	83.3		1:57.338
6	25.193	100.6	50.499	115.1	17.650	94.7		1:33.342	18	33.770	74.1	1:05.416	90.4	21.298	82.0		2:00.484
7	26.688	82.2	55.926	107.0	17.659	91.6		1:40.273	19	34.230	68.9	1:33.062	39.4	35.075	39.2		2:42.367
8	28.908	83.6	57.268	114.3	17.891	92.6		1:44.067	20	48.372	57.7	1:28.341	55.2	24.192	69.8		2:40.905
9	28.775	77.6	57.920	113.4	18.269	92.1		1:44.964	21	34.660	68.3	1:05.603	86.7	21.624	81.9		2:01.887
10	29.465	72.3	59.665	109.8	18.503	91.9		1:47.633	22	33.415	70.8	1:06.475	81.0	22.039	82.5		2:01.929
11	29.281	74.6	59.639	108.6	18.750	91.2		1:47.670	23	33.402	71.1	1:05.162	91.7	20.998	83.4		1:59.562
12	29.770	79.0	59.460	107.0	18.801	91.5		1:48.031	24	34.000	74.2	1:04.168	92.6	20.849	84.5		1:59.017

92 Steve Jones (RHO)									Morris Mini Cooper S								
lap	Sect-1	Speed	Sect-2	Speed	Sect-3	Speed	TopSpeed	laptime pit	lap	Sect-1	Speed	Sect-2	Speed	Sect-3	Speed	Topspeed	laptime pit
1	Out	82.0	52.419	99.0	16.512	90.3		5:04.335	12	Out	72.2	1:00.998	93.5	19.117	85.1		2:53.036 P
2	26.537	86.7	50.054	98.9	16.367	<u>91.1</u>		1:32.958	13	30.548	74.6	1:00.099	93.3	18.618	85.3		1:49.265
3	26.026	<u>94.2</u>	50.923	<u>100.0</u>	18.636	89.3		1:35.585	14	31.350	66.0	1:00.216	94.0	18.690	86.0		1:50.256
4	26.416	91.8	55.683	95.1	18.487	84.8		1:40.586	15	34.536	74.2	1:00.665	93.5	19.228	84.3		1:54.429
5	29.873	71.0	57.966	95.5	18.514	85.9		1:46.353	16	35.671	63.7	1:07.076	68.5	22.229	69.0		2:04.976
6	29.898	76.2	57.928	97.0	18.346	87.2		1:46.172	17	36.616	66.3	1:08.288	54.2	28.723	33.7		2:13.627
7	29.984	73.7	59.332	93.0	18.720	82.1		1:48.036	18	47.896	63.1	1:28.504	50.1	21.069	78.9		2:37.469
8	30.523	75.0	1:00.380	93.4	18.717	85.4		1:49.620	19	32.324	67.9	1:03.493	92.5	19.309	85.8		1:55.126
9	30.168	76.8	59.750	93.6	18.520	85.9		1:48.438	20	31.863	66.9	1:01.788	94.2	21.091	84.4		1:54.742
10	30.385	75.0	59.725	92.1	18.760	86.2		1:48.870	21	30.634	75.9	1:00.745	93.8	19.273	82.6		1:50.652
11	30.794	74.0	1:00.083	92.5				1:52.937	22	30.411	72.7	1:00.023	93.6	19.732	79.8		1:50.166



**Session Start: 13:04:21 - Finish: 13:49:25**  
**Weather/Track Conditions: Rain / Wet**  
**Circuit: Donington Park National**  
**Track Length: 3.185 Km - 1.9791 miles**

# Donington Historic Festival - 30 Apr - 2 May 2016

## HRDC 'Coys Trophy' celebrating the BTCC 1958-66

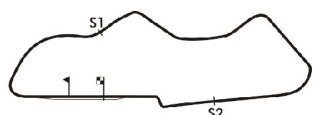
### Race 12 - Sector Analysis

96 Pearson-Reed (URE)									Austin A35 Speedwell								
lap	Sect-1	Speed	Sect-2	Speed	Sect-3	Speed	TopSpeed	laptime pit	lap	Sect-1	Speed	Sect-2	Speed	Sect-3	Speed	Topspeed	laptime pit
1		68.4	55.238	92.9	18.361			1:54.024	11	35.304	60.4	1:10.555	81.4				2:13.961
2	29.058	64.4	54.809	91.2	18.263			1:42.130	12		61.8	1:16.843	72.9	23.998			3:53.271 P
3	28.134	81.2	53.338	92.2	18.014			1:39.486	13	37.873	56.7	1:16.949	75.7	23.045			2:17.867
4	28.562	80.9	54.073	90.4	19.440			1:42.075	14	42.394	57.8	1:18.317	58.5	25.442	66.9		2:26.153
5	30.015	79.3	55.483	89.9	19.257			1:44.755	15	41.863	56.2	1:18.179	70.3	24.866	67.0		2:24.908
6	30.104	78.0	1:02.386	84.2	21.661			1:54.151	16	40.421	60.9	1:14.918	70.2	23.490	75.8		2:18.829
7	2:38.151	63.3	1:08.199	82.9	22.806	75.7		4:09.156	17	38.073	59.8	1:14.775	70.7	23.088	77.0		2:15.936
8	34.885	65.2	1:08.107	82.9	21.577			2:04.569	18	38.388	59.8	1:14.725	76.3	22.902	75.4		2:16.015
9	34.781	64.0	1:08.117	84.3	22.921	74.0		2:05.819	19	37.644	64.0	1:13.773	78.8	22.424	77.5		2:13.841
10	34.678	66.0	1:08.006	83.0	22.375	73.4		2:05.059	20	36.717	61.0	1:15.551	78.6	22.585	76.7		2:14.853

98 Graham Pattle (CLK)									Ford Lotus Cortina								
lap	Sect-1	Speed	Sect-2	Speed	Sect-3	Speed	TopSpeed	laptime pit	lap	Sect-1	Speed	Sect-2	Speed	Sect-3	Speed	Topspeed	laptime pit
1		89.5	48.316	107.4	16.826			1:37.024	13	32.227	67.1	1:00.464	90.1				1:54.510
2	25.393	99.3	47.305	107.6	16.420			1:29.118	14		66.7	1:01.857	88.0	20.075			3:00.115 P
3	25.538	99.3	46.572	109.1	16.005			1:28.115	15	32.665	69.7	1:03.046	94.7	20.341			1:56.052
4	24.796	100.9	46.722	109.0	16.354			1:27.872	16	32.095	72.0	1:04.292	89.9	20.070			1:56.457
5	25.983	95.9	48.965	108.1	16.595			1:31.543	17	32.255	66.3	1:03.201	89.7	19.901	79.5		1:55.357
6	26.369	83.7	53.445	100.6	18.614			1:38.428	18	37.901	62.4	1:11.057	76.0	24.005	73.1		2:12.963
7	28.021	84.5	57.405	95.5	18.767			1:44.193	19	36.592	64.1	1:11.035	62.2	27.006	36.4		2:14.633
8	29.198	78.7	56.229	96.1	18.945	88.4		1:44.372	20	48.091	55.5	1:27.763	52.5	23.687	75.8		2:39.541
9	30.178	74.1	59.612	94.4	20.137	85.3		1:49.927	21	32.148	60.3	1:04.579	88.5	20.441	79.1		1:57.168
10	30.520	74.7	1:00.095	92.0	20.149			1:50.764	22	31.869	70.8	1:02.493	86.8	21.491	81.7		1:55.853
11	31.323	72.3	1:00.015	87.3	19.844	83.3		1:51.182	23	32.127	65.8	1:02.634	100.2	20.146	81.0		1:54.907
12	31.051	76.4	1:00.535	98.0	20.387	84.0		1:51.973	24	31.884	65.7	1:01.815	100.2	21.169	77.2		1:54.868

99 Mike Dowsett (MAN)									Hillman Rallye Imp								
lap	Sect-1	Speed	Sect-2	Speed	Sect-3	Speed	TopSpeed	laptime pit	lap	Sect-1	Speed	Sect-2	Speed	Sect-3	Speed	Topspeed	laptime pit
1		72.7	57.558	88.0	20.293	76.2		2:02.896	12	36.586	60.7	1:08.057	74.6	22.616	72.5		2:07.259
2	31.582	74.9	56.505	86.9	19.290	77.8		1:47.377	13	36.233	59.8	1:10.146	76.3	22.885	71.4		2:09.264
3	30.615	77.1	56.533	84.5	19.646	77.0		1:46.794	14	36.732	58.6	1:08.670	77.2	23.227	71.7		2:08.629
4	31.142	75.6	58.752	85.1	19.868	77.0		1:49.762	15	37.441	56.9	1:09.606	76.1	22.127	72.9		2:09.174
5	32.089	68.6	1:02.089	80.7	21.898	71.7		1:56.076	16	35.789	65.4	1:24.942	33.5	33.893	37.2		2:34.624
6	32.627	70.8	1:06.071	80.3	21.800	69.5		2:00.498	17	47.826	54.0	1:28.821	53.3	24.011	73.5		2:40.658
7	35.656	69.7	1:08.349	76.6	22.648	69.7		2:06.653	18	37.524	59.9	1:11.826	77.0	22.867	69.6		2:12.217
8	37.830	62.5	1:06.241	78.8	22.594	71.4		2:06.665	19	37.591	66.1	1:07.096	78.8	22.189	73.4		2:06.876
9	36.931	58.5	1:09.259	78.8	22.620	67.1		2:08.810	20	34.776	61.7	1:07.821	78.3	22.783	69.4		2:05.380
10	36.215	68.1	1:08.517	74.9				2:13.281	21	37.611	60.4	1:08.380	78.7	23.780	66.1		2:09.771
11	Out	64.6	1:10.899	78.1	22.357	72.9		3:56.810 P	22								

101 James P-James L (ACD)									Austin A35								
lap	Sect-1	Speed	Sect-2	Speed	Sect-3	Speed	TopSpeed	laptime pit	lap	Sect-1	Speed	Sect-2	Speed	Sect-3	Speed	Topspeed	laptime pit
1		78.4	57.754	87.6	19.473			2:00.386	8	36.042	67.0	1:07.171	80.6	22.305			2:05.518
2	30.803	82.2	57.560	86.0	19.865			1:48.228	9	36.116	65.1	1:09.814	67.5	23.273	70.7		2:09.203
3	30.796	81.7	57.451	86.4	19.588			1:47.835	10	35.194	67.0	1:08.858	78.1				2:12.199
4	30.982	77.2	58.549	86.7	18.933			1:48.464	11		60.9	1:14.083	65.6	24.056			4:32.089 P
5	31.670	78.1	1:00.904	85.4	20.764			1:53.338	12	39.282	59.3	1:13.454	65.8	24.781			2:17.517
6	32.236	78.7	1:05.067	79.8	20.964	73.8		1:58.267	13	42.362	59.2	1:15.401	65.9	24.729			2:22.492
7	35.022	68.1	1:05.701	82.9	21.865	72.6		2:02.588	14								



**Session Start: 13:04:21 - Finish: 13:49:25**  
**Weather/Track Conditions: Rain / Wet**  
**Circuit: Donington Park National**  
**Track Length: 3.185 Km - 1.9791 miles**

# Donington Historic Festival - 30 Apr - 2 May 2016

## HRDC 'Coys Trophy' celebrating the BTCC 1958-66

### Race 12 - Sector Analysis

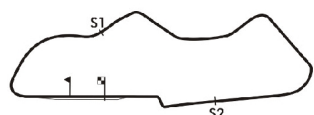
110 Patterson-Bartley (CLK)									BMW 1800Ti								
lap	Sect-1	Speed	Sect-2	Speed	Sect-3	Speed	TopSpeed	laptime pit	lap	Sect-1	Speed	Sect-2	Speed	Sect-3	Speed	Topspeed	laptime pit
1		67.1	53.996	96.2	18.462	84.4		1:49.081	13	31.918	72.5	1:03.910	89.2	20.156	82.6		1:55.984
2	26.891	95.0	49.581	100.0	17.088	87.6		1:33.560	14	31.764	77.2	1:02.496	89.2				1:58.590
3	27.103	92.6	50.923	96.3	17.278	86.0		1:35.304	15	Out	66.9	1:08.336	84.9	20.939	74.4		3:18.832 P
4	26.903	93.4	53.470	99.2	17.129	86.8		1:37.502	16	34.046	73.0	1:03.842	88.8	21.062	74.6		1:58.950
5	27.159	91.6	51.796	97.9	20.037	85.3		1:38.992	17	33.387	63.7	1:05.479	88.2	20.868	74.3		1:59.734
6	27.775	88.8	1:02.905	85.7	19.410	83.7		1:50.090	18	33.290	73.4	1:28.670	38.0	34.142	38.0		2:36.102
7	30.288	80.0	59.948	92.7	20.117	81.1		1:50.353	19	48.330	55.5	1:28.106	54.7	23.722	68.3		2:40.158
8	31.317	77.7	57.511	93.1	18.937	83.4		1:47.765	20	34.350	66.7	1:07.091	81.0	21.771	78.9		2:03.212
9	31.917	68.4	1:01.758	90.5	19.906	81.0		1:53.581	21	33.932	70.3	1:04.063	87.3	20.262	81.5		1:58.257
10	31.223	77.9	1:01.397	88.5	20.321	79.7		1:52.941	22	32.131	75.7	1:03.522	89.1	20.241	82.0		1:55.894
11	31.826	75.1	1:00.557	90.0	19.699	81.8		1:52.082	23	32.404	74.2	1:02.117	92.1	20.305	81.1		1:54.826
12	30.805	79.2	1:02.390	80.5	20.526	81.5		1:53.721	24								

135 Chapman-Anstead (URE)									Austin A35 Academy								
lap	Sect-1	Speed	Sect-2	Speed	Sect-3	Speed	TopSpeed	laptime pit	lap	Sect-1	Speed	Sect-2	Speed	Sect-3	Speed	Topspeed	laptime pit
1		65.6	1:00.228	83.2	19.949	73.5		2:05.924	11	34.659	71.4	1:06.163	79.5	21.764	74.0		2:02.586
2	32.046	70.8	1:00.432	81.9	19.910	74.7		1:52.388	12	34.498	69.5	1:08.676	75.0	22.103	74.7		2:05.277
3	32.069	70.0	1:00.784	81.8	19.886	73.7		1:52.739	13	33.714	72.1	1:05.759	78.8	21.469	71.6		2:00.942
4	33.142	70.5	1:14.398	58.0				2:17.529	14	38.117	64.9	1:07.391	76.6	22.911	68.3		2:08.419
5	Out	61.7	1:09.252	75.0	21.576	68.6		3:45.349 P	15	36.999	67.0	1:08.378	53.1	28.373	37.4		2:13.750
6	37.149	63.4	1:08.710	74.5	22.609	67.1		2:08.468	16	48.029	59.9	1:27.809	53.1	22.358	74.6		2:38.196
7	37.590	59.7	1:14.137	66.7	23.428	66.0		2:15.155	17	35.091	66.4	1:09.410	73.7	22.208	73.1		2:06.709
8	39.059	59.3	1:30.623	57.9				2:38.586	18	33.913	67.8	1:05.845	80.8	21.460	73.7		2:01.218
9	Out	69.4	1:07.974	77.2	22.795	71.9		3:47.798 P	19	34.844	62.3	1:06.151	81.1	21.093	73.1		2:02.088
10	34.720	70.5	1:06.981	78.6	21.934	73.7		2:03.635	20	33.935	79.4	1:05.641	81.4	21.563	69.1		2:01.139

136 Nigel Batchelor (SEA)									Ford Mustang								
lap	Sect-1	Speed	Sect-2	Speed	Sect-3	Speed	TopSpeed	laptime pit	lap	Sect-1	Speed	Sect-2	Speed	Sect-3	Speed	Topspeed	laptime pit
1		78.1	52.779	110.4	17.911	95.1		1:46.535	3	25.788	90.2	50.199	113.2	16.689	99.6		1:32.676
2	26.694	90.8	49.242	112.8	16.923	98.4		1:32.859	4	30.486	80.8	59.423	81.4				2:05.270

148 James-Stretton (CLK)									BMW 1800Ti								
lap	Sect-1	Speed	Sect-2	Speed	Sect-3	Speed	TopSpeed	laptime pit	lap	Sect-1	Speed	Sect-2	Speed	Sect-3	Speed	Topspeed	laptime pit
1		83.0	53.043	105.9	17.686			1:46.972	13	32.334	76.5	1:05.254	100.6	20.520			1:58.108
2	26.543	89.5	49.563	119.6	16.893			1:32.999	14	32.841	71.6	1:04.235	86.9				2:00.875
3	25.908	94.4	49.677	104.2	17.146			1:32.731	15		66.4	1:04.878	88.2	22.541	78.9		3:16.881 P
4	25.954	97.8	49.093	103.9	16.630			1:31.677	16	33.238	71.6	1:02.159	86.7	21.251	79.3		1:56.648
5	25.718	101.6	49.649	103.9	21.819			1:37.186	17	34.244	75.0	1:03.938	78.4	26.442	67.5		2:04.624
6	27.411	100.3	1:14.201	66.0	19.423			2:01.035	18	35.167	67.7	1:24.844	27.9	32.666	32.3		2:32.677
7	29.971	81.0	1:02.006	91.1	20.522	82.9		1:52.499	19	46.947	57.4	1:29.504	54.6	22.166	79.4		2:38.617
8	31.652	77.7	59.143	91.5	19.221	87.1		1:50.016	20	32.812	68.5	1:05.593	92.1	20.819	78.8		1:59.224
9	31.302	74.9	1:00.867	103.3	20.487	82.4		1:52.656	21	32.610	71.7	1:02.984	93.9	19.812	80.2		1:55.406
10	31.148	79.0	1:01.101	88.7	21.109	79.6		1:53.358	22	31.126	73.2	1:01.086	93.1	20.030	79.3		1:52.242
11	31.743	80.6	1:01.057	92.9	19.958	84.7		1:52.758	23	30.901	74.4	1:00.809	95.4	20.233	78.4		1:51.943
12	32.099	76.8	1:03.168	90.6	20.138	83.3		1:55.405	24								

176 Davenall-Snowdon (URE)									Austin A105/6								
lap	Sect-1	Speed	Sect-2	Speed	Sect-3	Speed	TopSpeed	laptime pit	lap	Sect-1	Speed	Sect-2	Speed	Sect-3	Speed	Topspeed	laptime pit
1		71.4	54.836	98.9	18.063	84.4		1:52.594	12	35.069	65.5	1:06.262	88.8	21.682	76.2		2:03.013
2	28.322	82.9	54.256	95.6	18.184	83.7		1:40.762	13	34.459	66.8	1:07.506	83.3	21.977	76.3		2:03.942
3	28.722	80.9	53.949	96.7	18.249	82.7		1:40.920	14	34.798	58.8	1:08.784	81.8	21.449	78.4		2:05.031
4	28.804	81.1	54.174	97.4	18.411	83.4		1:41.389	15	33.464	65.8	1:05.904	85.4	22.811	76.4		2:02.179
5	28.936	81.0	55.449	96.5	19.487	80.9		1:43.872	16	34.964	65.6	1:06.239	80.9	23.162	72.1		2:04.365
6	30.109	77.5	1:02.631	86.7	20.863	78.8		1:53.603	17	37.978	63.3	1:22.866	27.2	32.662	33.0		2:33.506
7	32.232	73.3	1:06.882	87.2	20.380	79.5		1:59.494	18	47.527	60.6	1:28.124	51.7	23.222	77.4		2:38.873
8	33.925	71.9	1:08.045	82.3	21.334	77.0		2:03.304	19	34.073	61.5	1:07.079	84.1	21.479	78.6		2:02.631
9	33.318	68.4	1:07.154	86.4	21.121	74.9		2:01.593	20	33.812	67.3	1:04.579	89.4	21.074	77.0		1:59.465
10	33.297	67.8	1:07.123	86.8				2:06.143	21	33.175	67.1	1:04.876	90.9	20.819	77.6		1:58.870
11		65.6	1:05.055	85.7	21.147	76.3		3:34.957 P	22	33.222	69.5	1:03.031	92.0	20.851	77.9		1:57.104



Session Start: 13:04:21 - Finish: 13:49:25

Weather/Track Conditions: Rain / Wet

Circuit: Donington Park National

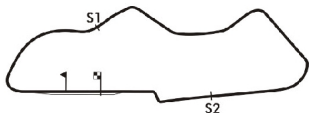
Track Length: 3.185 Km - 1.9791 miles

# Donington Historic Festival - 30 Apr - 2 May 2016

## HRDC 'Coys Trophy' celebrating the BTCC 1958-66

### Race 12 - Sector Analysis

999 Chris Rea (URE)									Morris Minor								
lap	Sect-1	Speed	Sect-2	Speed	Sect-3	Speed	TopSpeed	laptime pit	lap	Sect-1	Speed	Sect-2	Speed	Sect-3	Speed	Topspeed	laptime pit
1		70.3	57.140	91.4	19.792	72.8		2:02.733	11	Out	62.4	1:14.257	67.3	24.149	64.3		3:21.288 P
2	31.099	77.1	56.312	89.2	19.136	77.7		1:46.547	12	37.874	58.4	1:15.342	69.9	23.533	65.6		2:16.749
3	30.628	77.4	56.811	89.1	19.526	73.9		1:46.965	13	40.818	53.6	1:15.758	68.5	23.631	68.8		2:20.207
4	30.514	76.0	57.777	86.8	19.571	75.6		1:47.862	14	38.183	62.2	1:17.927	63.0				2:22.423
5	31.945	72.1	1:02.478	81.4	28.978	67.3		2:03.401	15	Out	56.0	1:39.165	43.2	35.293	41.2		3:57.235 P
6	32.736	71.6	1:08.326	75.7	21.753	71.0		2:02.815	16	48.967	54.7	1:27.106	56.1	26.242	51.1		2:42.315
7	36.247	61.2	1:08.643	75.8	21.948	69.5		2:06.838	17	44.872	53.0	1:21.378	62.4	24.360	61.2		2:30.610
8	36.798	61.5	1:36.853	70.7	22.825	68.1		2:36.476	18	38.673	59.3	1:15.315	66.1	24.400	61.8		2:18.388
9	37.551	60.0	1:13.504	71.6	22.307	67.3		2:13.362	19	40.527	57.9	1:16.052	65.1	24.036	65.8		2:20.615
10	36.650	61.3	1:11.899	72.2				2:14.561	20	39.018	58.1	1:15.672	67.5	24.080	63.6		2:18.770

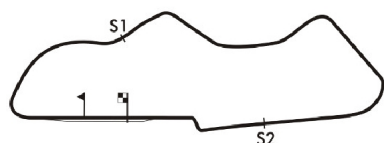


# Donington Historic Festival - 30 Apr - 2 May 2016

## HRDC 'Coys Trophy' celebrating the BTCC 1958-66

### Race 12 - Best Sector Times

POS	NO	DRIVER/S	Sector 1			Sector 2			Sector 3			IDEAL LAP	BEST LAP	On
			TIME	LAP	POS	TIME	LAP	POS	TIME	LAP	POS			
1	16	David Tomlin										<b>1:27.122</b>	<b>4</b>	
2	42	John Spiers	24.997	4	8	46.699	4	8	15.924	3	9	1:27.620	<b>1:27.656</b>	<b>4</b>
3	22	Michael Squire	24.559	2	3	46.011	3	2	15.686	3	3	1:26.256	<b>1:26.804</b>	<b>3</b>
4	1	Ambrosio Perfetti	25.028	4	9	46.316	4	6	16.090	3	12	1:27.434	<b>1:27.741</b>	<b>4</b>
5	63	Bill Shepherd	24.289	4	1	45.944	1	1	15.813	4	4	1:26.046	<b>1:26.135</b>	<b>4</b>
6	35	Mark Burton	24.724	4	5	46.265	4	5	15.900	3	6	1:26.889	<b>1:27.186</b>	<b>3</b>
7	66	Viggo Lund	25.221	5	10	46.702	3	9	15.885	3	5	1:27.808	<b>1:27.951</b>	<b>3</b>
8	56	Alexander-Fores	26.544	4	18	48.686	2	12	16.227	3	13	1:31.457	<b>1:31.650</b>	<b>2</b>
9	98	Graham Pattle	24.796	4	7	46.572	3	7	16.005	3	11	1:27.373	<b>1:27.872</b>	<b>4</b>
10	69	Avill-Hyett	24.607	2	4	46.196	4	3	15.632	3	2	1:26.435	<b>1:26.742</b>	<b>4</b>
11	88	Minshaw-Melling	24.313	2	2	46.199	4	4	15.478	3	1	1:25.990	<b>1:26.660</b>	<b>4</b>
12	44	Dick-Williams	26.843	2	19	49.741	2	20	16.883	4	22	1:33.467	<b>1:34.490</b>	<b>4</b>
13	72	Harrison-Jeffrey	25.847	3	14	48.788	3	13	15.920	3	8	1:30.555	<b>1:30.555</b>	<b>3</b>
14	148	James-Stretton	25.718	5	12	49.093	4	14	16.630	4	16	1:31.441	<b>1:31.677</b>	<b>4</b>
15	110	Patterson-Bartley	26.891	2	21	49.581	2	19	17.088	2	24	1:33.560	<b>1:33.560</b>	<b>2</b>
16	11	Ding Boston	27.298	2	22	50.325	3	22	16.723	4	20	1:34.346	<b>1:34.933</b>	<b>3</b>
17	12	Richard Frankel	27.334	2	23	51.803	2	26	17.036	3	23	1:36.173	<b>1:36.836</b>	<b>2</b>
18	81	Ed Glaister	27.350	4	24	51.061	4	23	17.719	4	26	1:36.130	<b>1:36.130</b>	<b>4</b>
19	38	Mark Thomas	26.883	4	20	49.410	3	18	16.839	4	21	1:33.132	<b>1:33.545</b>	<b>4</b>
20	76	Shaw-Matthews	26.101	5	16	49.221	4	16	16.685	4	17	1:32.007	<b>1:32.172</b>	<b>4</b>
21	65	Nicholas Ruddell	25.282	2	11	48.162	2	11	15.924	3	10	1:29.368	<b>1:30.032</b>	<b>2</b>
22	21	Louis Frankel	27.480	2	25	51.528	3	25	16.694	3	19	1:35.702	<b>1:36.016</b>	<b>3</b>
23	92	Steve Jones	26.026	3	15	50.054	2	21	16.367	2	14	1:32.447	<b>1:32.958</b>	<b>2</b>
24	176	Davenall-Snowdon	28.322	2	29	53.949	3	30	18.063	1	29	1:40.334	<b>1:40.762</b>	<b>2</b>
25	23	Julian Balme	27.515	4	26	51.203	2	24	17.681	3	25	1:36.399	<b>1:36.930</b>	<b>4</b>
26	7	Slevin-Mullen	28.024	3	27	53.137	3	27	18.046	3	28	1:39.207	<b>1:39.207</b>	<b>3</b>
27	99	Mike Dowsett	30.615	3	31	56.505	2	32	19.290	2	32	1:46.410	<b>1:46.794</b>	<b>3</b>
28	96	Pearson-Reed	28.134	3	28	53.338	3	28	18.014	3	27	1:39.486	<b>1:39.486</b>	<b>3</b>
29	135	Chapman-Anstead	32.046	2	34	1:00.228	1	34	19.886	3	34	1:52.160	<b>1:52.388</b>	<b>2</b>
30	999	Chris Rea	30.514	4	30	56.312	2	31	19.136	2	31	1:45.962	<b>1:46.547</b>	<b>2</b>
31	73	Clarkson-Smithies	24.731	4	6	46.718	3	10	15.910	3	7	1:27.359	<b>1:27.851</b>	<b>3</b>
32	101	James P-James L	30.796	3	32	57.451	3	33	18.933	4	30	1:47.180	<b>1:47.835</b>	<b>3</b>
33	4	Lynch-Longdon	26.399	4	17	49.192	4	15	16.582	3	15	1:32.173	<b>1:32.254</b>	<b>4</b>
34	136	Nigel Batchelor	25.788	3	13	49.242	2	17	16.689	3	18	1:31.719	<b>1:32.676</b>	<b>3</b>
35	84	Neil Merry	31.165	2	33	53.487	1	29	19.412	1	33	1:44.064		



**Session Start: 13:04:21 - Finish: 13:49:25**

**Weather/Track Conditions: Rain / Wet**

**Circuit: Donington Park National**

**Track Length: 3.185 Km - 1.9791 miles**

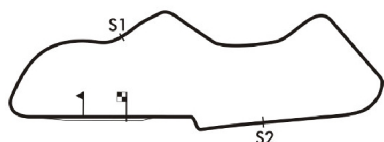


# Donington Historic Festival - 30 Apr - 2 May 2016

## HRDC 'Coys Trophy' celebrating the BTCC 1958-66

### Race 12 - Best Sector Speeds

	NO	SECTOR 1	MPH	NO	SECTOR 2	MPH	NO	SECTOR 3	MPH
1	22	Michael Squire	104.6	88	Minshaw-Melling	121.3	63	Bill Shepherd	106.2
2	88	Minshaw-Melling	104.6	148	James-Stretton	119.6	88	Minshaw-Melling	105.4
3	63	Bill Shepherd	104.3	35	Mark Burton	118.8	22	Michael Squire	103.1
4	42	John Spiers	103.5	63	Bill Shepherd	118.3	35	Mark Burton	100.3
5	148	James-Stretton	101.6	73	Clarkson-Smithies	117.5	73	Clarkson-Smithies	100.3
6	76	Shaw-Matthews	101.2	65	Nicholas Ruddell	117.1	136	Nigel Batchelor	99.6
7	69	Avill-Hyett	101.0	22	Michael Squire	116.1	65	Nicholas Ruddell	98.9
8	98	Graham Pattle	100.9	136	Nigel Batchelor	113.2	1	Ambrosio Perfetti	98.6
9	66	Viggo Lund	100.7	1	Ambrosio Perfetti	110.2	69	Avill-Hyett	97.4
10	73	Clarkson-Smithies	100.7	98	Graham Pattle	109.1	66	Viggo Lund	97.2
11	1	Ambrosio Perfetti	100.3	69	Avill-Hyett	108.6	42	John Spiers	93.5
12	35	Mark Burton	100.2	66	Viggo Lund	106.9	92	Steve Jones	91.1
13	4	Lynch-Longdon	99.9	42	John Spiers	105.2	72	Harrison-Jeffrey	90.6
14	11	Ding Boston	99.0	76	Shaw-Matthews	101.6	56	Alexander-Fores	89.7
15	56	Alexander-Fores	96.9	12	Richard Frankel	101.4	76	Shaw-Matthews	89.5
16	21	Louis Frankel	95.8	23	Julian Balme	101.4	98	Graham Pattle	88.4
17	110	Patterson-Bartley	95.0	56	Alexander-Fores	100.2	23	Julian Balme	87.8
18	38	Mark Thomas	94.8	92	Steve Jones	100.0	110	Patterson-Bartley	87.6
19	12	Richard Frankel	94.4	110	Patterson-Bartley	100.0	4	Lynch-Longdon	87.3
20	92	Steve Jones	94.2	72	Harrison-Jeffrey	99.9	44	Dick-Williams	87.3
21	72	Harrison-Jeffrey	93.9	38	Mark Thomas	99.5	38	Mark Thomas	87.2
22	44	Dick-Williams	93.2	44	Dick-Williams	99.2	148	James-Stretton	87.1
23	81	Ed Glaister	90.8	176	Davenall-Snowdon	98.9	11	Ding Boston	84.7
24	136	Nigel Batchelor	90.8	4	Lynch-Longdon	97.7	7	Slevin-Mullen	84.5
25	23	Julian Balme	90.5	7	Slevin-Mullen	96.3	81	Ed Glaister	84.4
26	65	Nicholas Ruddell	89.4	81	Ed Glaister	96.3	176	Davenall-Snowdon	84.4
27	7	Slevin-Mullen	86.2	21	Louis Frankel	96.2	12	Richard Frankel	82.6
28	176	Davenall-Snowdon	82.9	11	Ding Boston	95.2	21	Louis Frankel	81.3
29	101	James P-James L	82.2	96	Pearson-Reed	92.9	99	Mike Dowsett	77.8
30	96	Pearson-Reed	81.2	999	Chris Rea	91.4	999	Chris Rea	77.7
31	84	Neil Merry	79.5	99	Mike Dowsett	88.0	96	Pearson-Reed	77.5
32	135	Chapman-Anstead	79.4	101	James P-James L	87.6	84	Neil Merry	76.3
33	999	Chris Rea	77.4	84	Neil Merry	84.2	135	Chapman-Anstead	74.7
34	99	Mike Dowsett	77.1	135	Chapman-Anstead	83.2	101	James P-James L	73.8
35	16	David Tomlin	0.0	16	David Tomlin	0.0	16	David Tomlin	0.0



**Session Start: 13:04:21 - Finish: 13:49:25**  
**Weather/Track Conditions: Rain / Wet**  
**Circuit: Donington Park National**  
**Track Length: 3.185 Km - 1.9791 miles**

# Donington Historic Festival - 30 Apr - 2 May 2016

## HRDC 'Coys Trophy' celebrating the BTCC 1958-66

### Race 12 - Lap Chart

Lap 1			Lap 2			Lap 3			Lap 4			Lap 5			Lap 6		
NO	Behind	Laptime	NO	Behind	Laptime	NO	Behind	Laptime	NO	Behind	Laptime	NO	Behind	Laptime	NO	Behind	Laptime
63		1:30.207	63		1:27.555	63		1:27.630	63		1:26.135	63		1:28.863	63		1:33.874
16	2.237	1:32.444	16	4.221	1:29.539	22	3.396	1:26.804	22	4.449	1:27.188	999	1 LAP	1:47.862	88	5.826	1:33.342
88	3.434	1:33.641	22	4.222	1:27.877	16	4.600	1:28.009	88	5.126	1:26.660	101	1 LAP	1:48.464	22	6.246	1:34.344
22	3.900	1:34.107	88	4.386	1:28.507	88	4.601	1:27.845	16	5.587	1:27.122	22	5.776	1:30.190	16	6.901	1:34.108
69	5.002	1:35.209	69	4.703	1:27.256	69	5.630	1:28.557	69	6.237	1:26.742	88	6.358	1:30.095	69	10.369	1:35.638
73	6.196	1:36.403	35	7.496	1:28.302	35	7.052	1:27.186	35	8.362	1:27.445	99	1 LAP	1:49.762	73	13.861	1:35.839
35	6.749	1:36.956	73	7.644	1:29.003	73	7.865	1:27.851	73	9.969	1:28.239	16	6.667	1:29.943	1	14.713	1:36.004
98	6.817	1:37.024	98	8.380	1:29.118	98	8.865	1:28.115	98	10.602	1:27.872	69	8.605	1:31.231	42	17.268	1:37.540
42	7.181	1:37.388	1	8.570	1:28.458	1	9.250	1:28.310	1	10.856	1:27.741	73	11.896	1:30.790	98	17.836	1:38.428
1	7.667	1:37.874	42	9.366	1:29.740	42	9.728	1:27.992	42	11.249	1:27.656	35	12.255	1:32.756	35	18.318	1:39.937
66	8.004	1:38.211	66	9.783	1:29.334	66	10.104	1:27.951	66	12.406	1:28.437	1	12.583	1:30.590	66	18.674	1:38.691
72	10.032	1:40.239	65	13.221	1:30.032	65	15.901	1:30.310	65	21.531	1:31.765	98	13.282	1:31.543	101	1 LAP	1:53.338
65	10.744	1:40.951	72	14.653	1:32.176	72	17.578	1:30.555	72	23.121	1:31.678	42	13.602	1:31.216	99	1 LAP	1:56.076
4	13.176	1:43.383	56	17.319	1:31.650	56	22.720	1:33.031	56	28.286	1:31.701	66	13.857	1:30.314	999	1 LAP	2:03.401
56	13.224	1:43.431	4	18.675	1:33.054	4	23.787	1:32.742	4	29.906	1:32.254	65	26.315	1:33.647	72	34.405	1:40.900
76	14.140	1:44.347	76	19.411	1:32.826	76	24.280	1:32.499	76	30.317	1:32.172	72	27.379	1:33.121	65	38.299	1:45.858
38	15.221	1:45.428	136	21.632	1:32.859	136	26.678	1:32.676	148	32.852	1:31.677	56	32.391	1:32.968	56	44.300	1:45.783
44	15.305	1:45.512	148	22.209	1:32.999	148	27.310	1:32.731	38	36.321	1:33.545	4	39.495	1:38.452	4	46.833	1:41.212
136	16.328	1:46.535	44	22.394	1:34.644	38	28.911	1:33.604	44	37.713	1:34.490	148	41.175	1:37.186	44	53.554	1:41.554
148	16.765	1:46.972	38	22.937	1:35.271	44	29.358	1:34.594	11	42.269	1:35.675	44	45.874	1:37.024	92	2 LAPS	1:40.586
11	17.533	1:47.740	110	24.879	1:33.560	110	32.553	1:35.304	110	43.920	1:37.502	135	1 LAP	2:17.529	38	1:00.728	1:45.486
110	18.874	1:49.081	11	25.426	1:35.448	11	32.729	1:34.933	92	2 LAPS	1:32.958	38	49.116	1:41.658	11	1:04.112	1:46.087
12	19.187	1:49.394	12	28.468	1:36.836	21	36.971	1:36.016	21	47.783	1:36.947	11	51.899	1:38.493	148	1:08.336	2:01.035
21	19.311	1:49.518	21	28.585	1:36.829	12	37.871	1:37.033	12	49.726	1:37.990	92	2 LAPS	1:35.585	110	1:10.265	1:50.090
23	19.526	1:49.733	23	29.014	1:37.043	92	2 LAPS	5:04.335	23	50.849	1:36.930	110	54.049	1:38.992	12	1:12.313	1:46.368
81	20.461	1:50.668	81	29.991	1:37.085	23	40.054	1:38.670	81	51.606	1:36.130	76	57.643	1:56.189	21	1:13.390	1:48.627
84	21.409	1:51.616	176	35.594	1:40.762	81	41.611	1:39.250	176	1:04.138	1:41.389	21	58.637	1:39.717	81	1:17.284	1:47.085
176	22.387	1:52.594	96	38.392	1:42.130	176	48.884	1:40.920	7	1:05.237	1:39.792	12	59.819	1:38.956	23	1:22.222	1:53.406
96	23.817	1:54.024	7	40.003	1:41.323	96	50.248	1:39.486	136	1:05.813	2:05.270	23	1:02.690	1:40.704	76	1:28.085	2:04.316
7	26.235	1:56.442	101	50.852	1:48.228	7	51.580	1:39.207	96	1:06.188	1:42.075	81	1:04.073	1:41.330	7	1:35.802	1:52.206
101	30.179	2:00.386	999	51.518	1:46.547	999	1:10.853	1:46.965				7	1:17.470	1:41.096	176	1:38.876	1:53.603
999	32.526	2:02.733	99	52.511	1:47.377	101	1:11.057	1:47.835				176	1:19.147	1:43.872	96	1:42.357	1:54.151
99	32.689	2:02.896	84	53.363	1:59.509	99	1:11.675	1:46.794				96	1:22.080	1:44.755			
135	35.717	2:05.924	135	1:00.550	1:52.388	135	1:25.659	1:52.739									

Session Start: 13:04:21 - Finish: 13:49:25

Weather/Track Conditions: Rain / Wet

Circuit: Donington Park National

Track Length: 3.185 Km - 1.9791 miles



# Donington Historic Festival - 30 Apr - 2 May 2016

## HRDC 'Coys Trophy' celebrating the BTCC 1958-66

### Race 12 - Lap Chart

Lap 7			Lap 8			Lap 9			Lap 10			Lap 11			Lap 12		
NO	Behind	Laptime	NO	Behind	Laptime	NO	Behind	Laptime	NO	Behind	Laptime	NO	Behind	Laptime	NO	Behind	Laptime
88		1:40.273	88		1:44.067	88		1:44.964	88		1:47.633	88		1:47.670	88		1:48.031
22	4.253	1:44.106	22	5.617	1:45.431	22	8.146	1:47.493	21	1 LAP	1:57.425	99	2 LAPS	2:08.810	12	1 LAP	1:56.994
16	6.685	1:45.883	176	1 LAP	1:59.494	76	1 LAP	1:58.916	63	11.011	1:48.429	81	1 LAP	1:59.346	11	1 LAP	1:59.802
63	7.219	1:53.318	63	8.983	1:45.831	63	10.215	1:46.196	22	11.339	1:50.826	21	1 LAP	1:55.973	101	2 LAPS	2:12.199
69	8.495	1:44.225	16	9.426	1:46.808	16	12.060	1:47.598	16	13.902	1:49.475	63	12.878	1:49.537	63	15.235	1:50.388
73	12.678	1:44.916	69	14.122	1:49.694	23	1 LAP	2:04.838	999	2 LAPS	2:36.476	22	13.949	1:50.280	22	18.005	1:52.087
1	13.197	1:44.583	73	14.803	1:46.192	69	17.713	1:48.555	76	1 LAP	1:56.897	16	15.149	1:48.917	16	18.791	1:51.673
42	15.073	1:43.904	1	15.039	1:45.909	42	18.842	1:47.982	135	3 LAPS	2:15.155	42	24.358	1:51.271	99	2 LAPS	2:13.281
98	15.930	1:44.193	42	15.824	1:44.818	1	19.806	1:49.731	42	20.757	1:49.548	69	26.321	1:52.623	21	1 LAP	2:04.881
35	17.403	1:45.184	98	16.235	1:44.372	73	20.354	1:50.515	69	21.368	1:51.288	73	27.117	1:51.562	42	30.011	1:53.684
66	19.286	1:46.711	35	18.010	1:44.674	98	21.198	1:49.927	1	22.059	1:49.886	98	27.841	1:51.182	73	31.021	1:51.935
101	1 LAP	1:58.267	66	22.592	1:47.373	35	21.593	1:48.547	73	23.225	1:50.504	1	28.631	1:54.242	98	31.783	1:51.973
72	36.682	1:48.376	7	1 LAP	2:32.467	176	1 LAP	2:03.304	98	24.329	1:50.764	35	28.980	1:52.057	35	31.931	1:50.982
99	1 LAP	2:00.498	72	41.990	1:49.375	66	28.286	1:50.658	35	24.593	1:50.633	76	1 LAP	2:07.132	69	32.554	1:54.264
65	48.512	1:56.312	101	1 LAP	2:02.588	96	2 LAPS	4:09.156	23	1 LAP	2:06.793	66	37.555	1:52.047	56	1 LAP	2:45.001
999	1 LAP	2:02.815	44	57.640	1:48.035	72	49.675	1:52.649	66	33.178	1:52.525	999	2 LAPS	2:13.362	66	42.052	1:52.528
56	52.083	1:53.882	65	1:01.555	1:57.110	7	1 LAP	2:03.914	176	1 LAP	2:01.593	23	1 LAP	2:12.212	92	2 LAPS	1:48.870
44	53.672	1:46.217	92	2 LAPS	1:46.172	44	1:02.501	1:49.825	96	2 LAPS	2:04.569	176	1 LAP	2:06.143	999	2 LAPS	2:14.561
92	2 LAPS	1:46.353	56	1:05.055	1:57.039	92	2 LAPS	1:48.036	72	54.766	1:52.724	72	59.386	1:52.290	72	1:10.451	1:59.096
38	1:07.661	1:53.032	99	1 LAP	2:06.653	101	1 LAP	2:05.518	44	1:05.872	1:51.004	92	2 LAPS	1:48.438	1	1:18.585	2:37.985
11	1:10.832	1:52.819	999	1 LAP	2:06.838	56	1:18.171	1:58.080	92	2 LAPS	1:49.620	44	1:11.249	1:53.047	44	1:22.101	1:58.883
135	2 LAPS	3:45.349	38	1:15.587	1:51.993	65	1:19.681	2:03.090	7	1 LAP	2:03.246	135	3 LAPS	2:38.586	96	2 LAPS	2:05.059
110	1:14.519	1:50.353	110	1:18.217	1:47.765	110	1:26.834	1:53.581	56	1:31.326	2:00.788	96	2 LAPS	2:05.819	7	1 LAP	2:00.223
148	1:14.736	1:52.499	11	1:19.736	1:52.971	99	1 LAP	2:06.665	110	1:32.142	1:52.941	7	1 LAP	2:00.039	81	1 LAP	3:20.706
12	1:16.723	1:50.509	148	1:20.685	1:50.016	148	1:28.377	1:52.656	65	1:33.862	2:01.814	110	1:36.554	1:52.082	110	1:42.244	1:53.721
81	1:24.828	1:53.643	12	1:24.274	1:51.618	38	1:28.876	1:58.253	148	1:34.102	1:53.358	148	1:39.190	1:52.758	148	1:46.564	1:55.405
21	1:28.439	2:01.148	81	1:33.432	1:52.671	11	1:31.570	1:56.798	101	1 LAP	2:09.203	65	1:46.549	2:00.357			
23	1:36.907	2:00.784	135	2 LAPS	2:08.468	12	1:33.010	1:53.700	38	1:38.582	1:57.339	38	1:47.194	1:56.282			
76	1:38.488	1:56.502	21	1:38.477	1:54.105	81	1:43.349	1:54.881	11	1:39.628	1:55.691						
									12	1:40.720	1:55.343						

**Session Start: 13:04:21 - Finish: 13:49:25**

**Weather/Track Conditions: Rain / Wet**

**Circuit: Donington Park National**

**Track Length: 3.185 Km - 1.9791 miles**

# Donington Historic Festival - 30 Apr - 2 May 2016

## HRDC 'Coys Trophy' celebrating the BTCC 1958-66

### Race 12 - Lap Chart

Lap 13			Lap 14			Lap 15			Lap 16			Lap 17			Lap 18		
NO	Behind	Laptime	NO	Behind	Laptime	NO	Behind	Laptime	NO	Behind	Laptime	NO	Behind	Laptime	NO	Behind	Laptime
88		1:47.860	88		1:48.784	88		1:53.504	42		1:55.402	16		1:53.555	16		1:55.938
76	2 LAPS	3:08.292	110	1 LAP	1:55.984	81	2 LAPS	1:55.856	76	2 LAPS	2:00.018	42	10.677	2:36.711	42	8.313	1:53.574
38	1 LAP	1:58.363	81	2 LAPS	1:59.345	110	1 LAP	1:58.590	56	1 LAP	1:50.812	88	20.243	1:57.338	88	24.789	2:00.484
12	1 LAP	1:58.094	7	2 LAPS	2:03.936	21	2 LAPS	1:59.477	72	1 LAP	1:55.181	99	3 LAPS	2:08.629	110	1 LAP	1:59.734
65	1 LAP	2:05.530	21	2 LAPS	3:12.869	69	1 LAP	1:55.955	44	1 LAP	1:49.992	1	26.298	1:56.445	99	3 LAPS	2:09.174
63	17.316	1:49.941	96	3 LAPS	2:13.961	148	1 LAP	2:00.875	16	32.479	1:52.939	110	1 LAP	1:58.950	1	36.161	2:05.801
11	1 LAP	2:02.030	148	1 LAP	1:58.108	7	2 LAPS	2:10.511	99	3 LAPS	2:09.264	63	30.239	1:56.053	63	38.930	2:04.629
22	20.221	1:50.076	69	1 LAP	3:15.007	92	3 LAPS	2:53.036	88	48.939	3:18.950	22	30.568	1:54.227	22	39.537	2:04.907
16	21.632	1:50.701	63	21.645	1:53.113	63	25.924	1:57.783	110	1 LAP	3:18.832	11	1 LAP	1:59.864	11	1 LAP	2:04.691
42	33.345	1:51.194	12	1 LAP	1:59.516	22	27.758	1:57.751	1	55.887	1:59.819	148	1 LAP	1:56.648	148	1 LAP	2:04.624
73	34.380	1:51.219	22	23.511	1:52.074	76	2 LAPS	2:00.442	176	2 LAPS	2:05.031	176	2 LAPS	2:02.179	176	2 LAPS	2:04.365
35	34.993	1:50.922	76	2 LAPS	2:03.039	12	1 LAP	2:02.658	11	1 LAP	1:59.796	38	1 LAP	1:56.737	38	1 LAP	2:04.297
98	38.433	1:54.510	38	1 LAP	2:03.299	42	34.609	1:51.898	63	1:00.220	3:04.307	35	39.145	1:54.585	35	44.378	2:01.171
23	2 LAPS	3:18.458	16	29.844	1:56.996	35	40.193	1:54.258	148	1 LAP	3:16.881	66	43.724	1:52.728	66	44.707	1:56.921
56	1 LAP	1:51.726	42	36.215	1:51.654	56	1 LAP	1:51.299	22	1:02.375	3:04.628	23	2 LAPS	2:09.359	23	2 LAPS	2:13.541
66	45.752	1:51.560	35	39.439	1:53.230	99	3 LAPS	2:07.259	38	1 LAP	1:59.775	98	48.081	1:55.357	98	1:05.106	2:12.963
176	2 LAPS	3:34.957	73	41.549	1:55.953	72	1 LAP	1:56.007	23	2 LAPS	2:15.936	7	2 LAPS	2:07.050	7	2 LAPS	2:09.373
92	2 LAPS	1:52.937	99	3 LAPS	3:56.810	44	1 LAP	1:51.873	999	3 LAPS	2:20.207	12	1 LAP	1:57.566	12	1 LAP	2:10.030
1	1:22.821	1:52.096	56	1 LAP	1:52.665	16	1:09.551	2:33.211	35	1:10.594	3:00.412	135	4 LAPS	2:00.942	135	4 LAPS	2:08.419
135	4 LAPS	3:47.798	66	53.113	1:56.145	999	3 LAPS	2:16.749	7	2 LAPS	3:20.314	92	2 LAPS	1:54.429	92	2 LAPS	2:04.976
			999	3 LAPS	3:21.288	23	2 LAPS	2:10.972	66	1:17.030	1:52.732	81	1 LAP	1:58.733	81	1 LAP	2:06.151
			72	1 LAP	3:26.512	176	2 LAPS	2:03.942	98	1:18.758	1:56.457	999	3 LAPS	2:22.423	69	1:14.345	2:01.713
			23	2 LAPS	2:10.172	1	1:26.079	1:52.993	12	1 LAP	3:19.541	69	1:08.570	2:02.989	65	1 LAP	2:08.365
			101	3 LAPS	4:32.089	11	1 LAP	1:57.535	135	4 LAPS	2:05.277	65	1 LAP	2:09.587	21	1 LAP	2:09.637
			44	1 LAP	3:24.571	101	3 LAPS	2:17.517	101	3 LAPS	2:22.492	21	1 LAP	2:04.711	56	1:34.476	2:04.974
			176	2 LAPS	2:03.013	38	1 LAP	3:03.129	81	1 LAP	1:56.718	56	1:25.440	1:53.381	76	1 LAP	2:03.397
			11	1 LAP	2:55.347	135	4 LAPS	2:02.586	65	1 LAP	2:03.293	76	1 LAP	2:06.513	96	3 LAPS	2:24.908
			1	1:26.590	1:52.553	98	1:52.312	1:56.052	69	1:31.615	1:53.393	96	3 LAPS	2:26.153	44	2:22.871	2:24.970
			135	4 LAPS	2:03.635	66	1:54.309	2:54.700	92	2 LAPS	1:50.256	44	1:53.839	2:02.975	72	2:23.640	2:25.007
			65	1 LAP	3:18.906	65	1 LAP	2:04.668	21	1 LAP	2:00.910	72	1:54.571	1:59.739			
			98	1:49.764	3:00.115	81	1 LAP	1:58.177	96	3 LAPS	2:17.867						
						96	3 LAPS	3:53.271	56	1:58.093	1:51.124						
						69	2:08.233	1:54.865	76	1 LAP	1:59.970						
						21	1 LAP	2:00.074	44	2:16.898	1:48.520						
						92	2 LAPS	1:49.265	72	2:20.866	1:52.874						

Session Start: 13:04:21 - Finish: 13:49:25

Weather/Track Conditions: Rain / Wet

Circuit: Donington Park National

Track Length: 3.185 Km - 1.9791 miles

# Donington Historic Festival - 30 Apr - 2 May 2016

## HRDC 'Coys Trophy' celebrating the BTCC 1958-66

### Race 12 - Lap Chart

Lap 19			Lap 20			Lap 21			Lap 22			Lap 23			Lap 24		
NO	Behind	Laptime	NO	Behind	Laptime	NO	Behind	Laptime	NO	Behind	Laptime	NO	Behind	Laptime	NO	Behind	Laptime
16		3:03.354	16		2:26.441	16		1:54.208	16		1:55.127	16		1:57.763	16		1:54.913
999	4 LAPS	3:57.235	999	4 LAPS	2:42.315	42	16.807	1:53.646	42	13.937	1:52.257	42	8.033	1:51.859	42	5.670	1:52.550
42	2.260	2:57.301	42	17.369	2:41.550	1	22.616	1:56.248	1	19.166	1:51.677	96	4 LAPS	2:13.841	22	9.242	1:50.585
88	3.802	2:42.367	88	18.266	2:40.905	22	25.851	1:58.903	22	20.569	1:49.845	1	12.809	1:51.406	1	10.349	1:52.453
110	1 LAP	2:36.102	110	1 LAP	2:40.158	88	25.945	2:01.887	63	23.478	1:52.223	22	13.570	1:50.764	63	13.509	1:51.215
99	3 LAPS	2:34.624	1	20.576	2:39.575	63	26.382	1:59.751	35	25.450	1:52.921	63	17.207	1:51.492	35	13.944	1:50.620
1	7.442	2:34.635	99	3 LAPS	2:40.658	35	27.656	1:55.650	148	1 LAP	1:55.406	35	18.237	1:50.550	148	1 LAP	1:51.943
63	8.033	2:32.457	63	20.839	2:39.247	110	1 LAP	2:03.212	66	29.244	1:55.392	148	1 LAP	1:52.242	92	2 LAPS	1:50.166
22	8.604	2:32.421	22	21.156	2:38.993	148	1 LAP	1:59.224	110	1 LAP	1:58.257	66	23.577	1:52.096	66	21.137	1:52.473
11	1 LAP	2:32.061	11	1 LAP	2:39.057	66	28.979	1:56.188	88	32.747	2:01.929	92	2 LAPS	1:50.652	56	22.774	1:48.678
148	1 LAP	2:32.677	148	1 LAP	2:38.617	11	1 LAP	2:01.053	92	2 LAPS	1:54.742	110	1 LAP	1:55.894	110	1 LAP	1:54.826
176	2 LAPS	2:33.506	176	2 LAPS	2:38.873	38	1 LAP	2:00.090	98	33.171	1:55.853	56	29.009	1:50.975	96	4 LAPS	2:14.853
38	1 LAP	2:33.951	38	1 LAP	2:38.743	98	32.445	1:57.168	11	1 LAP	1:59.963	98	30.315	1:54.907	98	30.270	1:54.868
35	13.423	2:32.399	35	26.214	2:39.232	92	2 LAPS	1:55.126	56	35.797	1:49.503	88	34.546	1:59.562	69	33.457	1:53.159
66	14.156	2:32.803	66	26.999	2:39.284	176	2 LAPS	2:02.631	176	2 LAPS	1:59.465	69	35.211	1:53.777	88	38.650	1:59.017
23	2 LAPS	2:13.838	98	29.485	2:39.541	12	1 LAP	2:00.347	69	39.197	1:52.251	11	1 LAP	1:59.480	11	1 LAP	1:58.415
98	16.385	2:14.633	23	2 LAPS	2:40.879	99	3 LAPS	2:12.217	12	1 LAP	1:58.189	176	2 LAPS	1:58.870	176	2 LAPS	1:57.104
7	2 LAPS	2:15.157	7	2 LAPS	2:39.402	56	41.421	1:54.957	81	1 LAP	1:54.933	12	1 LAP	1:57.199	12	1 LAP	1:56.605
12	1 LAP	2:15.455	12	1 LAP	2:38.156	69	42.073	1:58.879	38	1 LAP	2:07.797	81	1 LAP	1:55.874	81	1 LAP	1:56.900
135	4 LAPS	2:13.750	135	4 LAPS	2:38.196	81	1 LAP	2:00.371	99	3 LAPS	2:06.876	38	1 LAP	1:55.956	38	1 LAP	1:57.327
92	2 LAPS	2:13.627	92	2 LAPS	2:37.469	23	2 LAPS	2:08.917	135	4 LAPS	2:01.218	135	4 LAPS	2:02.088	44	54.122	1:48.714
81	1 LAP	2:13.565	81	1 LAP	2:40.181	135	4 LAPS	2:06.709	76	1 LAP	1:59.213	76	1 LAP	2:00.463	76	1 LAP	1:56.439
69	23.562	2:12.571	69	37.402	2:40.281	7	2 LAPS	2:09.908	23	2 LAPS	2:03.558	99	3 LAPS	2:05.380	135	4 LAPS	2:01.139
65	1 LAP	2:09.209	65	1 LAP	2:33.359	65	1 LAP	2:03.061	7	2 LAPS	2:03.473	23	2 LAPS	2:03.451	23	2 LAPS	2:01.744
21	1 LAP	2:08.385	21	1 LAP	2:27.995	76	1 LAP	2:01.005	65	1 LAP	2:02.249	7	2 LAPS	2:01.937	65	1 LAP	2:01.595
56	39.555	2:08.433	56	40.672	2:27.558	21	1 LAP	2:03.080	21	1 LAP	2:01.719	65	1 LAP	2:02.503	21	1 LAP	2:00.710
76	1 LAP	2:03.874	76	1 LAP	2:19.162	999	4 LAPS	2:30.610	44	1:08.343	1:49.277	44	1:00.321	1:49.741	7	2 LAPS	2:06.567
96	3 LAPS	2:18.829	44	1:18.884	2:06.718	44	1:14.193	1:49.517	999	4 LAPS	2:18.388	21	1 LAP	2:03.176	99	3 LAPS	2:09.771
44	1:38.607	2:19.090	72	1:21.447	2:08.690	72	1:22.281	1:55.042	72	1:21.164	1:54.010	72	1:16.527	1:53.126	72	1:15.579	1:53.965
72	1:39.198	2:18.912	96	3 LAPS	2:15.936	96	3 LAPS	2:16.015				999	4 LAPS	2:20.615	999	4 LAPS	2:18.770

Session Start: 13:04:21 - Finish: 13:49:25

Weather/Track Conditions: Rain / Wet

Circuit: Donington Park National

Track Length: 3.185 Km - 1.9791 miles

# Donington Historic Festival - 30 Apr - 2 May 2016

## Jaguar Classic Challenge for pre-66 Jaguar cars

### Race 13 - Classification

Sheet No:

POS	NO	DRIVER/S	CLASS	CLASS POS	CAR MAKE / MODEL	TIME	LAPS	GAP	DIFF	MPH	BEST	ON
1	91	Thomas-Lockie	E	1	Jaguar E-type	40:23.152	22	-- 22 laps		64.68	1:43.883	16
2	53	John Pearson	E	2	Jaguar E-type	40:29.755	22	6.603	6.603	64.50	1:43.571	8
3	12	Martin Stretton	E	3	Jaguar E-type	40:37.014	22	13.862	7.259	64.31	1:43.350	6
4	2	Rusinol-Hadfield	E	4	Jaguar E-type	40:52.751	22	29.599	15.737	63.90	1:43.310	17
5	37	Gary Pearson	C	1	Jaguar D-type	41:24.249	22	1:01.097	31.498	63.09	1:45.743	3
6	7	Marcus Graf von Oeynhausen	E	5	Jaguar E-type	41:42.399	22	1:19.247	18.150	62.63	1:46.552	2
7	25	John Burton	D	1	Jaguar E-type	42:22.176	22	1:59.024	39.777	61.65	1:48.239	8
8	66	Ben Shuckburgh	D	2	Jaguar E-type	40:27.100	21	-- 21 laps	5.199	61.64	1:48.020	18
9	23	Roger Cope	B	1	Jaguar Mkl	40:52.306	21	25.206	25.206	61.01	1:47.802	6
10	72	Jamie Boot	E	6	Jaguar E-type	41:36.181	21	1:09.081	43.875	59.94	1:48.331	4
11	4	Timothy Mogridge	E	7	Jaguar E-type	41:40.059	21	1:12.959	3.878	59.84	1:51.581	4
12	82	Bob Binfield	D	3	Jaguar E-type	41:52.749	21	1:25.649	12.690	59.54	1:50.481	15
13	84	Read Gomm	E	8	Jaguar E-type	41:59.443	21	1:32.343	6.694	59.38	1:51.593	13
14	9	Benjamin Eastick	C	2	Jaguar D-type	42:09.010	21	1:41.910	9.567	59.15	1:52.844	7
15	64	James Paterson	E	9	Jaguar E-type	42:20.644	21	1:53.544	11.634	58.89	1:51.350	11
16	155	Alistair Dyson	E	10	Jaguar E-type	42:31.413	21	2:04.313	10.769	58.64	1:51.933	2
17	22	Cliff Gray	E	11	Jaguar E-type	40:03.538	20	-- 20 laps	21.968	59.28	1:51.460	16
18	136	Russell-Jardine	E	12	Jaguar E-type	40:15.624	20	12.086	12.086	58.99	1:49.341	14
19	68	Marc Gordon	A	1	Jaguar XK150	40:36.256	20	32.718	20.632	58.48	1:54.072	14
20	40	Galashan-Greaves	E	13	Jaguar E-type	41:00.011	20	56.473	23.755	57.92	1:52.944	8
21	67	Wilhelm-Grandidier	E	14	Jaguar E-type	41:14.197	20	1:10.659	14.186	57.59	1:52.111	9
22	51	Nik Spencer	E	15	Jaguar E-type	41:56.728	20	1:53.190	42.531	56.61	1:56.128	8
23	56	Peter Lanfranchi	D	4	Jaguar E-type	38:59.570	19	-- 19 laps		57.86	1:54.824	4
24	95	Fred Wakeman	E	16	Jaguar E-type	40:26.073	19	1:26.503	1:26.503	55.79	1:51.667	5
25	122	Tom Harris	E	17	Jaguar E-type	40:30.524	19	1:30.954	4.451	55.69	1:58.056	17
26	150	Keith-Lucas Ch-Keith-Lucas Cl	A	2	Jaguar XK150	41:11.430	19	2:11.860	40.906	54.77	1:55.561	7
27	49	Osborne-Radcliffe	B	2	Jaguar Mkl	42:00.497	19	3:00.927	49.067	53.71	2:01.310	2
28	15	Paul Castaldini	E	18	Jaguar E-type	40:44.557	17	-- 17 laps	3:06.949	49.54	1:53.089	7
29	11	Farrell-Gate	E	19	Jaguar E-type	41:33.568	17	49.011	49.011	48.57	1:50.211	5
30	8	Fripp-Robinson	Inv	1	Jaguar XK140 Special	9:05.578	4	-- 4 laps --	1:20.550	52.23	2:07.973	2

#### ----- FASTEST LAP SUMMARY -----

NO	DRIVER/S	CLASS	CAR MAKE / MODEL	FASTEST LAP	ON	MPH
2	Rusinol-Hadfield	E	Jaguar E-type	1:43.310	17	68.96
37	Gary Pearson	C	Jaguar D-type	1:45.743	3	67.38
23	Roger Cope	B	Jaguar Mkl	1:47.802	6	66.09
66	Ben Shuckburgh	D	Jaguar E-type	1:48.020	18	65.96
68	Marc Gordon	A	Jaguar XK150	1:54.072	14	62.46
8	Fripp-Robinson	Inv	Jaguar XK140 Special	2:07.973	2	55.67

Non starter - car 55

Session Start: 14:08:21 - Finish: 14:48:44

Weather/Track Conditions: Showers / Wet

Circuit: Donington Park National

Track Length: 3.185 Km - 1.9791 miles

These results are provisional until the conclusion of any judicial and technical matters.

Clerk of the Course:  <div style="text-align: right;">Julian Floyd</div>	Timekeeper:  <div style="text-align: right;">Nick Palmer</div>	Posted at:
--------------------------------------------------------------------------------	----------------------------------------------------------------------	------------



# Donington Historic Festival - 30 Apr - 2 May 2016

## Jaguar Classic Challenge for pre-66 Jaguar cars

### Race 13 - Sector Analysis

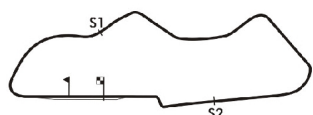
2 Rusinol-Hadfield (E)									Jaguar E-type								
lap	Sect-1	Speed	Sect-2	Speed	Sect-3	Speed	TopSpeed	laptime pit	lap	Sect-1	Speed	Sect-2	Speed	Sect-3	Speed	Topspeed	laptime pit
1		74.7	58.496	99.9	19.005	93.4		1:54.446	12	30.811	69.6	59.616	97.2				1:55.426
2	29.361	78.6	57.559	98.0	19.384	92.6		1:46.304	13	Out	80.4	57.495	102.3	18.428	91.6		3:05.859 P
3	30.527	77.9	58.119	102.2	19.068	92.5		1:47.714	14	29.426	78.4	57.892	104.1	18.833	91.0		1:46.151
4	29.584	79.8	58.188	98.6	19.113	94.0		1:46.885	15	28.747	81.4	56.580	103.9	18.233	91.1		1:43.560
5	29.688	76.5	58.696	98.4	19.432	92.0		1:47.816	16	28.706	81.1	58.039	99.3	18.391	91.9		1:45.136
6	29.702	78.3	58.873	97.9	18.986	93.4		1:47.561	17	28.627	82.8	56.328	106.5	18.355	95.6		1:43.310
7	29.419	79.6	58.779	94.0	19.629	92.5		1:47.827	18	29.462	82.4	56.852	103.4	18.482	92.1		1:44.796
8	29.966	76.9	1:00.141	95.1	19.261	92.7		1:49.368	19	29.179	86.2	58.559	104.4	18.102	93.1		1:45.840
9	29.952	80.1	58.250	96.2	19.220	92.7		1:47.422	20	29.206	83.9	56.575	103.9	18.526	89.3		1:44.307
10	29.789	80.0	1:01.089	93.1	19.056	92.1		1:49.934	21	29.702	78.1	58.510	92.1	20.077	83.7		1:48.289
11	29.794	77.3	59.536	96.9	19.297	90.5		1:48.627	22	32.993	71.7	1:03.076	95.2	20.104	87.4		1:56.173

4 Timothy Mogrige (E)									Jaguar E-type								
lap	Sect-1	Speed	Sect-2	Speed	Sect-3	Speed	TopSpeed	laptime pit	lap	Sect-1	Speed	Sect-2	Speed	Sect-3	Speed	Topspeed	laptime pit
1		64.8	1:02.965	93.3	20.398	84.9		2:05.304	12	31.562	73.1	1:01.650	95.6	19.606	81.7		1:52.818
2	33.147	70.5	1:01.482	90.1	20.427	84.1		1:55.056	13	31.784	73.4	1:02.605	95.9	19.749	87.6		1:54.138
3	31.732	70.8	1:00.667	92.0	19.880	87.7		1:52.279	14	31.656	72.1	1:01.265	91.6	20.013	87.7		1:52.934
4	31.216	70.2	1:00.511	97.2	19.854	87.9		1:51.581	15	31.833	73.0	1:01.093	93.5	19.787	85.0		1:52.713
5	31.327	71.4	1:01.537	89.3	19.862	87.4		1:52.726	16	31.950	69.7	1:01.301	92.7	19.630	88.1		1:52.881
6	31.462	73.1	1:00.765	96.2				1:58.060	17	31.478	74.1	1:01.269	99.2	19.685	85.8		1:52.432
7	Out	67.9	1:00.571	91.2	19.678	85.7		3:07.215 P	18	31.572	73.8	1:01.066	93.3	19.714	86.7		1:52.352
8	31.508	70.8	1:14.217	84.2	19.851	88.6		2:05.576	19	31.764	72.7	1:03.423	93.9	20.469	78.8		1:55.656
9	31.664	72.1	1:00.747	96.7	19.750	82.0		1:52.161	20	33.469	68.2	1:06.144	68.5	22.059	77.9		2:01.672
10	31.301	73.6	1:01.304	94.6	20.167	82.2		1:52.772	21	34.184	58.9	1:08.715	80.4	21.591	80.5		2:04.490
11	31.809	70.0	1:03.120	93.5	20.314	85.9		1:55.243	22								

7 Marcus Graf von Oeynhausen (E)									Jaguar E-type								
lap	Sect-1	Speed	Sect-2	Speed	Sect-3	Speed	TopSpeed	laptime pit	lap	Sect-1	Speed	Sect-2	Speed	Sect-3	Speed	Topspeed	laptime pit
1		82.0	58.172	106.4	18.665	93.9		1:52.241	12	29.394	79.8	59.298	110.4	19.449	89.9		1:48.141
2	29.264	80.9	57.869	106.7	19.419	91.7		1:46.552	13	30.050	87.1	1:00.654	102.6	19.501	91.5		1:50.205
3	29.744	83.1	58.613	106.9	19.089	93.5		1:47.446	14	30.359	73.7	59.938	105.2				1:54.158
4	29.946	84.1	58.550	103.4	19.246	92.0		1:47.742	15	Out	81.9	59.994	107.7	19.223	91.1		3:08.171 P
5	29.803	81.7	58.889	101.9	19.282	94.0		1:47.974	16	30.061	77.3	59.199	107.7	19.025	92.4		1:48.285
6	29.959	78.6	58.403	106.5	18.765	92.0		1:47.127	17	30.285	73.7	1:00.699	110.4	19.922	91.9		1:50.906
7	29.781	82.2	58.731	100.9	19.966	91.4		1:48.478	18	30.101	78.7	58.411	107.0	19.173	92.2		1:47.685
8	30.504	74.9	59.945	107.2	19.071	93.8		1:49.520	19	29.846	81.0	59.611	106.4	19.202	91.9		1:48.659
9	29.845	82.6	58.491	106.7	19.024	93.3		1:47.360	20	30.220	83.6	59.537	104.1	19.526	87.8		1:49.283
10	29.855	78.2	1:01.410	103.7	18.900	94.7		1:50.165	21	33.802	69.7	1:02.998	82.1	21.925	84.5		1:58.725
11	29.693	81.2	59.641	104.4	19.150	94.3		1:48.484	22	34.882	56.5	1:07.633	88.8	22.577	73.8		2:05.092

8 Fripp-Robinson (Inv)									Jaguar XK140 Special								
lap	Sect-1	Speed	Sect-2	Speed	Sect-3	Speed	TopSpeed	laptime pit	lap	Sect-1	Speed	Sect-2	Speed	Sect-3	Speed	Topspeed	laptime pit
1		53.1	1:09.174	81.1	22.499	78.6		2:20.993	3	36.970	57.3	1:12.437	77.5	24.171	68.2		2:13.578
2	35.832	61.3	1:08.795	74.2	23.346	79.7		2:07.973	4	38.824	55.1	1:13.485	75.9				2:23.034

9 Benjamin Eastick (C)									Jaguar D-type								
lap	Sect-1	Speed	Sect-2	Speed	Sect-3	Speed	TopSpeed	laptime pit	lap	Sect-1	Speed	Sect-2	Speed	Sect-3	Speed	Topspeed	laptime pit
1		59.7	1:05.427	87.1	21.191	82.4		2:11.236	12	31.588	75.8	1:02.530	96.1	19.876	84.8		1:53.994
2	32.265	71.2	1:02.695	90.3	20.466	85.0		1:55.426	13	32.180	72.6	1:02.560	92.4	20.164	84.3		1:54.904
3	31.854	71.2	1:02.403	93.8	20.429	85.0		1:54.686	14	31.593	76.2	1:02.116	96.2	20.064	82.6		1:53.773
4	31.832	68.1	1:02.409	95.0	20.358	85.8		1:54.599	15	31.836	73.3	1:01.472	97.0	20.661	81.9		1:53.969
5	31.335	73.6	1:02.395	91.9	20.710	83.9		1:54.440	16	32.196	70.8	1:02.394	97.2	22.056	81.4		1:56.646
6	32.087	71.0	1:01.532	86.0	20.995	85.4		1:54.614	17	31.946	75.6	1:01.961	97.2	20.188	84.0		1:54.095
7	31.295	73.7	1:01.434	95.6	20.115	84.9		1:52.844	18	32.017	73.2	1:02.172	95.6	20.723	84.3		1:54.912
8	31.425	75.1	1:01.519	96.9	19.971	84.4		1:52.915	19	32.020	70.9	1:03.077	92.1	21.388	72.2		1:56.485
9	31.309	72.5	1:01.745	95.0	20.529	82.6		1:53.583	20	35.416	66.4	1:05.256	87.9	22.996	77.0		2:03.668
10	31.785	72.9	1:04.455	92.7				2:01.161	21	34.799	64.5	1:07.072	79.4	22.766	77.8		2:04.637
11		73.5	1:02.132	90.6	19.852	84.5		3:16.423 P	22								



**Session Start: 14:08:21 - Finish: 14:48:44**  
**Weather/Track Conditions: Showers / Wet**  
**Circuit: Donington Park National**  
**Track Length: 3.185 Km - 1.9791 miles**

# Donington Historic Festival - 30 Apr - 2 May 2016

## Jaguar Classic Challenge for pre-66 Jaguar cars

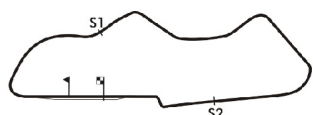
### Race 13 - Sector Analysis

11 Farrell-Gate (E)									Jaguar E-type								
lap	Sect-1	Speed	Sect-2	Speed	Sect-3	Speed	TopSpeed	laptime pit	lap	Sect-1	Speed	Sect-2	Speed	Sect-3	Speed	Topspeed	laptime pit
1		59.4	1:04.685	84.6	20.613	89.4		2:08.146	10	34.895	58.9	1:10.246	90.4	29.642	70.7		2:14.783
2	31.918	67.6	1:01.278	92.6	20.578	85.6		1:53.774	11	35.144	58.4	1:07.295	88.0	21.840	79.9		2:04.279
3	31.309	71.1	1:00.501	92.5	20.461	85.4		1:52.271	12	37.495	59.1	1:08.971	81.4	21.988	73.9		2:08.454
4	31.282	<u>73.3</u>	1:00.012	84.2	19.543	91.1		1:50.837	13	35.892	57.9	1:05.935	91.4	21.012	84.8		2:02.839
5	31.202	73.0	1:00.373	91.2	18.636	<u>93.0</u>		1:50.211	14	33.469	65.7	1:02.305	92.9	20.102	83.2		1:55.876
6	31.315	70.1	1:00.597	<u>100.2</u>				3:03.307	15	32.877	65.6	1:04.960	91.5	20.529	78.3		1:58.366
7		71.4	1:00.478	93.0	19.626	80.5		4:42.936 P	16	35.921	59.2	1:09.173	82.9				2:13.817
8	33.311	67.8	2:15.441	77.3				3:14.669	17		58.9	1:15.120	76.3	25.819	61.0		3:06.830 P
9		69.6	1:03.671	92.1	28.633	80.4		3:12.173 P	18								

12 Martin Stretton (E)									Jaguar E-type								
lap	Sect-1	Speed	Sect-2	Speed	Sect-3	Speed	TopSpeed	laptime pit	lap	Sect-1	Speed	Sect-2	Speed	Sect-3	Speed	Topspeed	laptime pit
1		77.0	58.908	100.3	18.815	92.0		1:53.605	12	29.563	81.7	57.832	105.0	18.804	89.4		1:46.199
2	29.085	81.1	57.813	106.0	18.845	92.4		1:45.743	13	29.402	83.1	57.808	104.4	19.174	91.2		1:46.384
3	30.162	81.4	58.558	104.1	18.496	94.7		1:47.216	14	28.807	<u>86.3</u>	58.005	98.7				1:48.777
4	30.103	77.3	58.086	105.7	18.262	90.5		1:46.451	15	Out	74.1	59.309	102.3	18.329	92.2		3:05.133 P
5	28.748	84.7	57.757	105.2	19.208	92.0		1:45.713	16	28.794	83.7	57.564	106.7	18.157	91.9		1:44.515
6	28.881	82.1	56.666	<u>106.9</u>	17.803	94.3		1:43.350	17	28.439	84.3	1:03.165	96.2	18.362	90.9		1:49.966
7	<u>28.086</u>	85.0	57.081	102.2	20.680	<u>95.1</u>		1:45.847	18	29.771	78.8	58.785	103.0	18.227	92.1		1:46.783
8	29.472	79.3	57.789	105.0	18.159	92.6		1:45.420	19	28.859	80.6	57.493	101.1	18.322	93.5		1:44.674
9	29.358	78.7	58.975	103.6	18.192	92.1		1:46.525	20	29.348	77.9	57.372	102.8	18.591	87.3		1:45.311
10	29.010	82.7	57.595	105.0	18.225	95.0		1:44.830	21	29.838	78.3	1:00.723	88.5	20.368	85.7		1:50.929
11	28.783	78.8	58.061	101.3	18.899	89.7		1:45.743	22	32.452	69.5	1:02.951	92.2	22.497	72.8		1:57.900

15 Paul Castaldini (E)									Jaguar E-type								
lap	Sect-1	Speed	Sect-2	Speed	Sect-3	Speed	TopSpeed	laptime pit	lap	Sect-1	Speed	Sect-2	Speed	Sect-3	Speed	Topspeed	laptime pit
1		54.6	1:05.500	84.8	22.309	86.1		2:12.934	10	32.198	69.0	1:03.045	<u>95.2</u>				2:00.703
2	32.248	66.9	1:04.190	80.3	21.883	87.0		1:58.321	11	Out	67.2	1:02.926	85.3	21.020	82.1		3:22.198 P
3	32.480	68.1	1:04.006	92.9	20.958	85.2		1:57.444	12	32.136	72.6	1:05.135	86.2	21.363	81.9		1:58.634
4	31.380	70.3	1:02.957	93.3	20.451	86.9		1:54.788	13	31.843	65.8	1:04.575	88.0	20.892	83.9		1:57.310
5	31.571	72.1	1:03.309	90.3	20.901	86.4		1:55.781	14	31.748	72.5	1:02.184	89.9	20.594	87.8		1:54.526
6	31.397	<u>76.3</u>	1:01.972	93.9	20.934	<u>89.2</u>		1:54.303	15	32.125	69.0	1:02.105	92.7	20.475	88.6		1:54.705
7	31.290	74.6	1:01.500	<u>95.2</u>	20.299	88.9		1:53.089	16	31.359	72.7	1:01.939	90.6	20.744	82.0		1:54.042
8	31.248	71.5	1:02.139	94.0	20.249	88.2		1:53.636	17	33.589	69.7	7:12.588	74.7	22.638	69.1		8:08.815
9	31.139	74.8	1:01.993	<u>95.2</u>	20.196	82.5		1:53.328	18								

22 Cliff Gray (E)									Jaguar E-type								
lap	Sect-1	Speed	Sect-2	Speed	Sect-3	Speed	TopSpeed	laptime pit	lap	Sect-1	Speed	Sect-2	Speed	Sect-3	Speed	Topspeed	laptime pit
1		58.6	1:05.063	82.4	21.298	85.3		2:09.663	11	31.689	74.4	1:01.637	90.1				1:57.721
2	31.907	70.1	1:02.511	88.8	20.558	85.2		1:54.976	12	Out	71.7	1:02.402	99.2	20.118	87.0		3:18.071 P
3	31.646	72.7	1:00.825	91.2	20.130	88.1		1:52.601	13	31.052	69.6	1:00.937	101.3	19.884	87.0		1:51.873
4	31.530	72.5	1:00.679	96.1	20.212	<u>88.8</u>		1:52.421	14	31.149	73.4	1:01.026	97.2	19.681	87.6		1:51.856
5	31.671	69.5	1:22.968	77.6	21.616	84.6		2:16.255	15	30.998	72.7	1:01.066	99.8	19.707	86.2		1:51.771
6	31.065	71.2	1:02.627	89.2	22.330	84.4		1:56.022	16	30.535	72.3	1:00.766	99.3	20.159	88.0		1:51.460
7	32.267	66.5	1:02.670	100.2	19.645	86.7		1:54.582	17	31.023	<u>75.4</u>	1:00.722	98.6	19.763	86.2		1:51.508
8	31.379	70.8	1:01.300	100.8	19.966	85.6		1:52.645	18	31.517	72.0	1:01.487	<u>103.6</u>	19.894	86.2		1:52.898
9	31.333	68.8	1:00.967	94.2	20.467	84.4		1:52.767	19	31.834	67.7	1:00.770	100.5	20.181	83.9		1:52.785
10	31.973	65.6	1:02.396	94.6	20.161	87.0		1:54.530	20	40.822	66.5	1:04.407	92.4	21.904	82.0		2:07.133



**Session Start: 14:08:21 - Finish: 14:48:44**  
**Weather/Track Conditions: Showers / Wet**  
**Circuit: Donington Park National**  
**Track Length: 3.185 Km - 1.9791 miles**

# Donington Historic Festival - 30 Apr - 2 May 2016

## Jaguar Classic Challenge for pre-66 Jaguar cars

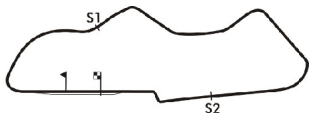
### Race 13 - Sector Analysis

23 Roger Cope (B)									Jaguar Mkl								
lap	Sect-1	Speed	Sect-2	Speed	Sect-3	Speed	TopSpeed	laptime pit	lap	Sect-1	Speed	Sect-2	Speed	Sect-3	Speed	Topspeed	laptime pit
1		56.2	1:03.276	90.5	19.832			2:06.844	12	30.988	72.4	59.995	101.4				1:56.160
2	30.605	73.0	1:01.251	99.3	19.319			1:51.175	13		73.4	59.181	100.9	18.861	87.6		3:10.897 P
3	30.585	70.3	59.577	100.9	19.042			1:49.204	14	30.611	75.4	59.458	100.3	19.267	89.2		1:49.336
4	30.247	74.5	1:00.027	99.9	19.185	89.3		1:49.459	15	30.711	70.9	1:22.616	84.2	19.465	86.5		2:12.792
5	30.908	76.8	1:00.446	101.6	18.630	88.8		1:49.984	16	30.382	71.7	1:00.163	99.6	19.616	87.0		1:50.161
6	29.979	75.6	58.761	101.4	19.062	87.8		1:47.802	17	32.730	68.8	1:02.537	98.0	19.799	85.6		1:55.066
7	30.132	73.9	59.955	103.6	19.343			1:49.430	18	30.716	73.3	1:00.748	98.4	19.357	90.4		1:50.821
8	29.892	75.4	59.490	100.0	19.250			1:48.632	19	31.397	70.0	1:01.736	99.9	19.733	85.1		1:52.866
9	30.135	77.8	58.987	100.8	19.566	89.1		1:48.688	20	31.610	70.6	1:01.529	93.3	20.445	84.2		1:53.584
10	30.359	71.5	59.721	98.9	19.215	89.7		1:49.295	21	34.561	57.4	1:04.901	96.2	20.375	81.2		1:59.837
11	30.476	75.7	1:00.400	100.5	19.397	84.7		1:50.273	22								

25 John Burton (D)									Jaguar E-type								
lap	Sect-1	Speed	Sect-2	Speed	Sect-3	Speed	TopSpeed	laptime pit	lap	Sect-1	Speed	Sect-2	Speed	Sect-3	Speed	Topspeed	laptime pit
1		67.9	1:01.718	94.7	20.342	92.7		2:03.305	12	30.712	71.8	1:00.163	101.9	18.819	92.2		1:49.694
2	31.405	70.4	1:00.640	96.7	19.687	93.8		1:51.732	13	30.589	78.3	59.877	101.4	19.116	92.6		1:49.582
3	31.228	72.1	59.957	95.9	19.484	92.7		1:50.669	14	30.705	70.0	1:00.393	99.5	19.235	93.6		1:50.333
4	30.786	74.0	1:01.255	95.2	19.865	92.1		1:51.906	15	31.071	72.3	59.829	94.3	20.118	90.9		1:51.018
5	30.811	74.2	1:00.465	96.9	19.204	86.9		1:50.480	16	30.706	77.2	1:00.045	103.4	18.918	93.8		1:49.669
6	30.484	74.2	59.944	97.6	18.895	93.1		1:49.323	17	30.790	73.5	1:00.864	102.3	18.868	94.0		1:50.522
7	30.132	78.2	59.908	100.8	18.902	91.5		1:48.942	18	30.962	69.9	1:01.361	100.3	19.085	92.7		1:51.408
8	29.867	80.6	59.511	102.6	18.861	92.7		1:48.239	19	30.692	73.1	1:02.259	100.3	19.189	91.0		1:52.140
9	30.083	75.7	59.976	100.3	19.188	93.4		1:49.247	20	33.148	67.0	1:03.321	102.2	20.081	90.9		1:56.550
10	30.249	75.1	1:00.036	101.3				1:54.363	21	31.679	71.1	1:03.603	94.6	20.057	87.7		1:55.339
11	Out	73.8	59.383	101.7	19.187	92.9		3:07.440 P	22	32.445	67.9	1:05.807	87.3	22.023	71.5		2:00.275

40 Galashan-Greaves (E)									Jaguar E-type								
lap	Sect-1	Speed	Sect-2	Speed	Sect-3	Speed	TopSpeed	laptime pit	lap	Sect-1	Speed	Sect-2	Speed	Sect-3	Speed	Topspeed	laptime pit
1		53.1	1:06.558	85.0	20.902	89.2		2:13.180	11	33.251	69.3	1:05.804	86.9	21.458	78.4		2:00.513
2	32.681	65.9	1:04.777	85.2	21.144	87.4		1:58.602	12	33.272	65.5	1:04.681	91.1				2:04.004
3	31.338	68.6	1:03.126	89.3	19.943	89.8		1:54.407	13	Out	63.1	1:04.288	88.7	21.196	78.3		3:20.561 P
4	30.821	69.8	1:02.452	94.0	20.491	86.9		1:53.764	14	33.176	67.5	1:03.335	85.1	20.667	81.3		1:57.178
5	31.244	73.5	1:03.027	94.8	19.796	88.2		1:54.067	15	32.391	69.5	1:03.459	88.7	22.246	81.4		1:58.096
6	30.938	71.0	1:02.367	94.2	20.076	87.4		1:53.381	16	33.392	68.2	1:03.572	89.9	20.455	84.1		1:57.419
7	31.297	73.8	1:02.059	96.7	20.063	86.7		1:53.419	17	33.258	67.3	1:03.749	91.2	20.578	84.0		1:57.585
8	31.405	72.8	1:01.626	97.0	19.913	87.1		1:52.944	18	33.522	67.3	1:04.835	90.7	20.859	79.9		1:59.216
9	31.777	69.1	1:03.053	95.6	19.774	85.4		1:54.604	19	37.262	56.4	1:11.480	77.7	22.542	72.9		2:11.284
10	31.759	71.5	1:03.250	94.2	20.657	83.1		1:55.666	20	37.993	51.1	1:10.475	86.3	21.653	72.9		2:10.121

49 Osborne-Radcliffe (B)									Jaguar Mkl								
lap	Sect-1	Speed	Sect-2	Speed	Sect-3	Speed	TopSpeed	laptime pit	lap	Sect-1	Speed	Sect-2	Speed	Sect-3	Speed	Topspeed	laptime pit
1		50.9	1:08.511	75.2	23.889	77.0		2:20.135	11	35.015	65.6	1:07.339	87.7	21.189	78.5		2:03.543
2	34.483	66.7	1:04.907	98.3	21.920	81.8		2:01.310	12	33.936	68.1	1:09.631	80.9	22.392	73.4		2:05.959
3	33.899	68.1	1:05.739	86.3	22.032	79.5		2:01.670	13	36.524	61.7	1:09.258	89.5	22.025	75.4		2:07.807
4	34.576	68.4	1:06.127	89.8	21.978	80.4		2:02.681	14	34.587	64.8	1:07.149	84.5	21.590	80.1		2:03.326
5	34.207	67.3	1:06.868	81.8	21.793	80.0		2:02.868	15	33.702	67.8	1:07.379	85.6	21.692	78.6		2:02.773
6	34.442	67.7	1:07.344	92.1	22.473	81.9		2:04.259	16	33.540	67.4	1:08.533	76.4	21.719	74.2		2:03.792
7	33.644	68.1	1:06.410	86.9				2:07.314	17	34.640	65.1	1:10.047	79.3	23.199	67.6		2:07.886
8	Out	66.4	1:06.745	87.3	21.380	78.0		4:14.107 P	18	37.333	63.6	1:09.688	76.1	22.907	72.0		2:09.928
9	33.520	64.9	1:08.059	79.8	22.451	74.7		2:04.030	19	35.940	65.0	1:12.809	60.7	24.212	69.8		2:12.961
10	33.743	68.0	1:06.787	84.4	23.618	75.3		2:04.148	20								



**Session Start: 14:08:21 - Finish: 14:48:44**  
**Weather/Track Conditions: Showers / Wet**  
**Circuit: Donington Park National**  
**Track Length: 3.185 Km - 1.9791 miles**

# Donington Historic Festival - 30 Apr - 2 May 2016

## Jaguar Classic Challenge for pre-66 Jaguar cars

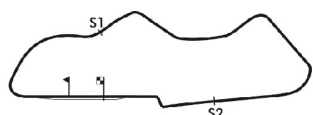
### Race 13 - Sector Analysis

51 Nik Spencer (E)									Jaguar E-type								
lap	Sect-1	Speed	Sect-2	Speed	Sect-3	Speed	TopSpeed	laptime pit	lap	Sect-1	Speed	Sect-2	Speed	Sect-3	Speed	Topspeed	laptime pit
1		54.3	1:05.935	82.7	21.163	<u>90.3</u>		2:11.676	11	33.794	58.5	1:05.373	83.7	21.589	79.9		2:00.756
2	32.620	63.8	1:02.986	85.9	20.644	88.4		1:56.250	12	34.816	58.8	1:08.019	78.3				2:09.468
3	32.989	63.0	1:03.779	85.6	20.881	86.3		1:57.649	13	Out	68.4	1:04.653	87.3	20.897	86.7		3:19.249 P
4	32.849	65.6	1:04.159	83.3	21.379	88.7		1:58.387	14	32.715	66.5	1:04.779	81.0	21.147	87.0		1:58.641
5	32.145	68.8	1:05.577	82.9	20.492	87.9		1:58.214	15	33.274	63.5	1:05.075	82.3	21.165	86.3		1:59.514
6	33.003	65.3	1:03.615	76.3	21.604	86.8		1:58.222	16	33.530	<u>70.0</u>	1:04.670	87.3	20.764	83.3		1:58.964
7	33.289	66.5	1:03.283	86.8	20.602	88.6		1:57.174	17	33.430	63.4	1:07.105	74.6	22.344	79.2		2:02.879
8	32.549	67.3	1:03.263	87.8	20.316	86.4		1:56.128	18	35.280	64.0	1:08.382	81.4	23.070	66.5		2:06.732
9	32.964	67.9	1:04.695	<u>88.1</u>	20.227	88.5		1:57.886	19	36.799	63.1	1:07.380	77.0	23.350	71.3		2:07.529
10	32.414	66.0	1:05.673	<u>88.1</u>	21.650	82.7		1:59.737	20	36.772	55.5	1:20.287	62.5	24.614	75.5		2:21.673

53 John Pearson (E)									Jaguar E-type								
lap	Sect-1	Speed	Sect-2	Speed	Sect-3	Speed	TopSpeed	laptime pit	lap	Sect-1	Speed	Sect-2	Speed	Sect-3	Speed	Topspeed	laptime pit
1		76.7	57.767	105.7	18.600			1:52.898	12	29.297	80.4	56.849	106.2	17.817	<u>106.0</u>		1:43.963
2	29.090	78.4	57.420	99.8	20.571			1:47.081	13	29.330	79.3	56.689	99.6	19.113	105.0		1:45.132
3	29.022	80.2	56.575	102.6	18.118			1:43.715	14	29.577	73.8	57.120	104.7	18.159	104.4		1:44.856
4	28.994	79.1	56.906	104.6	18.353	104.7		1:44.253	15	29.445	77.0	58.612	105.4	18.555	92.0		1:46.612
5	28.897	78.6	56.647	102.8	18.482	103.9		1:44.026	16	29.362	79.4	57.404	103.6				1:48.862
6	29.191	77.9	56.817	103.4	18.444	103.4		1:44.452	17		78.8	57.235	105.7	18.416	85.8		3:00.676 P
7	29.058	78.7	59.210	71.3	22.869			1:51.137	18	29.990	80.1	57.452	<u>107.2</u>	18.124	90.3		1:45.566
8	28.931	80.8	56.673	102.3	17.967			1:43.571	19	29.710	78.4	58.593	98.6	18.555	104.9		1:46.858
9	29.526	74.2	57.604	101.6	18.709			1:45.839	20	29.473	79.8	59.315	101.3	18.519	93.1		1:47.307
10	29.992	<u>81.8</u>	57.720	106.0	18.209	102.6		1:45.921	21	30.010	76.1	1:02.035	85.6	20.746	92.7		1:52.791
11	29.729	75.9	58.021	101.1	19.577	85.6		1:47.327	22	33.479	65.7	1:03.318	87.8	20.115	91.6		1:56.912

56 Peter Lanfranchi (D)									Jaguar E-type								
lap	Sect-1	Speed	Sect-2	Speed	Sect-3	Speed	TopSpeed	laptime pit	lap	Sect-1	Speed	Sect-2	Speed	Sect-3	Speed	Topspeed	laptime pit
1		50.0	1:06.382	93.6	21.765	86.8		2:16.151	11		63.0	1:03.831	95.4	20.199	85.3		3:24.034 P
2	32.976	61.8	1:03.752	88.2	21.646	86.9		1:58.374	12	32.143	66.3	1:05.410	92.1	20.956	82.7		1:58.509
3	32.846	64.1	1:02.740	95.0	20.721	<u>88.0</u>		1:56.307	13	32.396	<u>72.3</u>	1:03.421	98.3	19.703	86.9		1:55.520
4	32.304	68.2	1:02.081	<u>101.1</u>	20.439	87.0		1:54.824	14	32.917	67.5	1:04.678	96.1	20.718	85.2		1:58.313
5	31.828	66.4	1:05.457	87.1	20.625	85.9		1:57.910	15	32.505	68.6	1:04.191	95.8	20.153	85.9		1:56.849
6	32.147	65.5	1:03.928	82.2	23.090	85.6		1:59.165	16	32.146	67.8	1:03.725	98.9	20.197	84.9		1:56.068
7	32.573	65.1	1:03.111	98.4	20.988	86.7		1:56.672	17	31.881	70.4	1:04.134	99.5	20.014	85.4		1:56.029
8	32.308	66.7	1:03.566	91.2	20.563	87.3		1:56.437	18	32.216	67.3	1:04.610	98.9	21.054	85.0		1:57.880
9	33.837	66.1	1:03.133	99.8	20.126	86.1		1:57.096	19	33.513	63.3	1:05.064	93.5	21.424	79.7		2:00.001
10	32.290	65.7	1:04.661	96.9				2:03.431	20								

64 James Paterson (E)									Jaguar E-type								
lap	Sect-1	Speed	Sect-2	Speed	Sect-3	Speed	TopSpeed	laptime pit	lap	Sect-1	Speed	Sect-2	Speed	Sect-3	Speed	Topspeed	laptime pit
1		48.1	1:06.878	80.6	22.317	86.9		2:16.066	12	31.111	74.8	1:01.183	92.9	19.839	84.4		1:52.133
2	32.344	66.5	1:03.906	81.5	21.566	87.9		1:57.816	13	31.005	75.2	1:03.266	81.4				2:02.067
3	32.383	70.3	1:02.320	91.6	21.147	88.2		1:55.850	14	Out	73.7	1:01.099	90.0	20.437	84.7		3:18.879 P
4	31.664	72.0	1:02.312	89.3	21.258	88.8		1:55.234	15	31.498	71.1	1:03.402	88.2	20.704	82.0		1:55.604
5	31.855	70.9	1:03.169	<u>96.1</u>	20.133	89.4		1:55.157	16	31.726	<u>78.8</u>	1:01.420	84.1	20.210	83.4		1:53.356
6	31.390	71.2	1:02.142	80.8	21.885	88.2		1:55.417	17	33.469	66.0	1:02.991	87.4	20.369	83.3		1:56.829
7	31.153	74.6	1:00.879	94.2	19.930	90.1		1:51.962	18	31.305	70.8	1:02.368	93.9	20.049	85.1		1:53.722
8	31.344	71.4	1:01.969	81.2	20.503	89.4		1:53.816	19	35.143	58.6	1:05.843	85.3	20.954	83.6		2:01.940
9	31.403	74.1	1:01.310	92.0	20.639	86.0		1:53.352	20	33.586	66.9	1:05.109	79.7	21.589	77.8		2:00.284
10	31.818	73.8	1:02.949	90.0	20.896	88.8		1:55.663	21	35.259	72.8	1:07.388	76.1	21.500	82.0		2:04.147
11	31.147	74.6	1:00.926	92.4	19.277	<u>90.3</u>		1:51.350	22								



**Session Start: 14:08:21 - Finish: 14:48:44**  
**Weather/Track Conditions: Showers / Wet**  
**Circuit: Donington Park National**  
**Track Length: 3.185 Km - 1.9791 miles**



# Donington Historic Festival - 30 Apr - 2 May 2016

## Jaguar Classic Challenge for pre-66 Jaguar cars

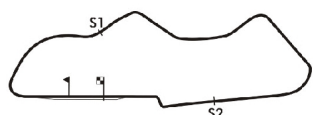
### Race 13 - Sector Analysis

66 Ben Shuckburgh (D)									Jaguar E-type								
lap	Sect-1	Speed	Sect-2	Speed	Sect-3	Speed	TopSpeed	laptime pit	lap	Sect-1	Speed	Sect-2	Speed	Sect-3	Speed	Topspeed	laptime pit
1		62.6	1:03.193	95.1	19.839	91.9		2:05.615	12	30.945	75.5	59.975	98.6	18.927	93.5		1:49.847
2	31.426	73.6	1:01.386	94.2	19.957	91.0		1:52.769	13	30.610	73.4	59.776	101.1				1:53.637
3	31.281	70.9	1:01.178	97.4	19.256	93.3		1:51.715	14	Out	69.4	59.960	99.8	19.394	92.0		3:09.783 P
4	30.681	69.7	1:00.357	95.1	19.480	92.9		1:50.518	15	30.694	71.7	1:00.869	99.3	19.539	90.3		1:51.102
5	30.981	72.9	59.990	98.9	18.923	92.0		1:49.894	16	30.192	76.2	1:03.324	98.3	18.958	90.6		1:52.474
6	30.810	72.0	59.857	103.0	19.565	90.7		1:50.232	17	30.396	74.4	59.900	101.4	18.443	91.6		1:48.739
7	30.897	76.2	59.546	100.9	18.800	94.0		1:49.243	18	30.336	77.2	59.104	103.4	18.580	90.5		1:48.020
8	30.070	75.9	59.695	103.3	18.661	93.5		1:48.426	19	32.119	68.3	59.687	103.7	18.295	91.2		1:50.101
9	30.211	76.0	1:00.142	97.2	19.260	92.4		1:49.613	20	32.415	66.3	1:02.781	95.8	19.859	87.8		1:55.055
10	30.482	75.2	1:00.144	101.9	19.176	87.4		1:49.802	21	33.427	63.6	1:05.552	69.7	21.913	76.5		2:00.892
11	30.376	76.6	59.826	100.9	19.421	88.7		1:49.623	22								

67 Wilhelm-Granddier (E)									Jaguar E-type								
lap	Sect-1	Speed	Sect-2	Speed	Sect-3	Speed	TopSpeed	laptime pit	lap	Sect-1	Speed	Sect-2	Speed	Sect-3	Speed	Topspeed	laptime pit
1		53.8	1:08.467	79.9	22.676	82.1		2:19.576	11	31.857	70.5	1:02.557	86.7				2:00.932
2	33.162	67.5	1:02.445	89.8	20.182	85.1		1:55.789	12		65.0	1:04.224	88.9	21.169	89.3		3:27.492 P
3	32.467	65.3	1:03.278	88.9	20.405	85.8		1:56.150	13	33.354	65.7	1:05.367	86.3	21.440	88.0		2:00.161
4	32.216	67.2	1:02.927	87.2	20.218	84.6		1:55.361	14	34.006	64.4	1:03.168	85.4	20.982	78.1		1:58.156
5	31.772	69.3	1:03.740	83.9	21.943	83.1		1:57.455	15	34.776	64.5	1:05.126	84.6	21.204	83.9		2:01.106
6	31.741	68.1	1:04.622	77.8	22.641	86.5		1:59.004	16	33.474	67.6	1:03.027	84.9	20.862	83.6		1:57.363
7	32.471	67.6	1:02.875	91.7	21.114	86.4		1:56.460	17	34.208	67.3	1:05.321	86.7	20.755	86.2		2:00.284
8	32.387	66.0	1:01.792	86.7	20.086	87.6		1:54.265	18	33.307	66.5	1:03.892	83.1	21.313	73.5		1:58.512
9	31.425	72.7	1:00.628	93.5	20.058	85.3		1:52.111	19	35.045	64.7	1:05.296	79.5	21.707	82.9		2:02.048
10	31.146	68.6	1:02.157	87.2	20.256	82.8		1:53.559	20	36.041	57.2	1:09.121	84.6	23.251	75.1		2:08.413

68 Marc Gordon (A)									Jaguar XK150								
lap	Sect-1	Speed	Sect-2	Speed	Sect-3	Speed	TopSpeed	laptime pit	lap	Sect-1	Speed	Sect-2	Speed	Sect-3	Speed	Topspeed	laptime pit
1		50.6	1:06.736	83.2	21.487	80.5		2:14.547	11	31.747	76.8	1:02.792	88.7	20.837	79.2		1:55.376
2	32.669	70.8	1:04.343	87.1	21.392	82.1		1:58.404	12	33.194	71.7	1:02.892	89.8	20.430	82.0		1:56.516
3	32.051	72.7	1:03.827	86.2	21.834	81.7		1:57.712	13	32.126	70.7	1:02.292	89.9	20.494	78.6		1:54.912
4	33.805	69.0	1:03.578	85.2	20.365	84.5		1:57.748	14	31.656	75.0	1:01.856	88.7	20.560	83.5		1:54.072
5	31.937	72.7	1:03.851	79.7	22.368	80.8		1:58.156	15	32.020	72.7	1:01.801	92.1	20.353	83.2		1:54.174
6	32.128	73.4	1:03.561	70.8	22.528	80.6		1:58.217	16	31.985	75.1	1:02.676	91.5	20.065	84.6		1:54.726
7	32.762	72.0	1:02.968	88.7	20.426	82.9		1:56.156	17	32.172	71.7	1:02.146	91.2	19.758	83.5		1:54.076
8	32.714	69.4	1:02.444	89.9				1:59.582	18	32.230	72.5	1:04.200	91.7	20.201	82.6		1:56.631
9	Out	73.2	1:02.774	84.7	20.579	80.4		3:13.593 P	19	33.736	68.1	1:06.817	82.0	22.383	71.4		2:02.936
10	32.201	75.1	1:02.201	88.8	19.781	84.2		1:54.183	20	36.004	66.0	1:06.863	89.1	21.672	75.8		2:04.539

72 Jamie Boot (E)									Jaguar E-type								
lap	Sect-1	Speed	Sect-2	Speed	Sect-3	Speed	TopSpeed	laptime pit	lap	Sect-1	Speed	Sect-2	Speed	Sect-3	Speed	Topspeed	laptime pit
1		57.7	1:01.061	92.1	19.933	90.3		2:00.570	12	31.177	69.5	1:00.273	97.3	19.882	84.1		1:51.332
2	31.478	70.2	59.724	91.7	19.977	90.4		1:51.179	13	31.421	71.4	1:00.419	95.8				1:55.610
3	31.631	71.7	1:00.176	97.3	19.566	89.8		1:51.373	14	Out	59.5	59.577	97.2	19.850	86.2		3:10.317 P
4	30.452	74.4	58.600	97.4	19.279	90.3		1:48.331	15	31.009	70.9	1:02.272	92.6	19.659	89.9		1:52.940
5	31.098	73.4	59.409	93.9	19.647	88.5		1:50.154	16	31.088	67.1	1:01.889	92.1	19.833	88.2		1:52.810
6	30.574	73.9	59.153	98.3	19.018	88.4		1:48.745	17	31.448	69.6	1:00.041	96.5	19.563	86.0		1:51.052
7	30.639	76.3	59.530	99.2	19.081	89.4		1:49.250	18	31.672	70.3	1:00.114	97.4	19.730	82.2		1:51.516
8	30.940	72.6	1:00.020	98.0	19.193	88.1		1:50.153	19	31.502	70.1	1:00.648	98.6	19.601	85.0		1:51.751
9	30.882	72.2	1:00.213	93.3	20.725	91.1		1:51.820	20	35.002	60.9	1:02.982	89.9	21.423	77.4		1:59.407
10	31.642	70.1	59.200	98.7	19.171	88.2		1:50.013	21				80.3	21.795	70.1		2:56.605
11	31.351	71.2	1:00.511	98.4	19.391	86.9		1:51.253	22								



Session Start: 14:08:21 - Finish: 14:48:44  
 Weather/Track Conditions: Showers / Wet  
 Circuit: Donington Park National  
 Track Length: 3.185 Km - 1.9791 miles

# Donington Historic Festival - 30 Apr - 2 May 2016

## Jaguar Classic Challenge for pre-66 Jaguar cars

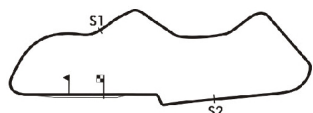
### Race 13 - Sector Analysis

82 Bob Binfield (D)									Jaguar E-type								
lap	Sect-1	Speed	Sect-2	Speed	Sect-3	Speed	TopSpeed	laptime pit	lap	Sect-1	Speed	Sect-2	Speed	Sect-3	Speed	Topspeed	laptime pit
1		58.5	1:06.023	85.6	20.454	86.2		2:10.073	12	32.181	71.1	1:02.659	94.3	19.369	89.2		1:54.209
2	33.155	69.3	1:02.444	87.9	20.440	88.0		1:56.039	13	31.146	75.8	1:01.725	94.3	18.925	90.3		1:51.796
3	32.027	73.5	1:02.359	90.5	19.904	89.8		1:54.290	14	31.402	75.5	1:01.493	95.6	19.254	91.0		1:52.149
4	32.449	66.9	1:02.216	93.1	19.648	89.5		1:54.313	15	31.764	73.8	1:00.048	95.8	18.669	89.9		1:50.481
5	32.046	69.4	1:01.909	89.1	20.141	84.6		1:54.096	16	31.256	75.4	1:00.592	93.1	19.198	89.7		1:51.046
6	32.324	69.5	1:01.767	89.5	20.182	86.8		1:54.273	17	31.198	71.6	1:01.311	94.7	19.597	88.4		1:52.106
7	32.266	73.9	1:01.681	93.8	19.440	89.1		1:53.387	18	31.401	76.8	1:01.397	94.4	19.026	90.6		1:51.824
8	31.998	74.6	1:01.641	94.0	19.025	89.5		1:52.664	19	31.257	74.9	1:02.265	90.4	20.574	80.1		1:54.096
9	31.331	75.6	1:01.191	92.1				1:56.040	20	35.056	64.3	1:06.181	89.7	19.923	82.3		2:01.160
10		71.6	1:02.013	92.9	19.152	89.2		3:13.834 P	21	33.406	64.9	1:26.707	82.4	21.435	83.4		2:21.548
11	31.917	71.0	1:01.791	90.6	19.617	87.9		1:53.325	22								

84 Read Gomm (E)									Jaguar E-type								
lap	Sect-1	Speed	Sect-2	Speed	Sect-3	Speed	TopSpeed	laptime pit	lap	Sect-1	Speed	Sect-2	Speed	Sect-3	Speed	Topspeed	laptime pit
1		63.6	1:04.003	92.9	19.979	87.1		2:06.438	12	32.141	64.5	1:01.963	93.4	19.872	87.4		1:53.976
2	32.606	71.7	1:02.311	90.4	21.238	85.1		1:56.155	13	31.519	74.3	1:00.746	98.0	19.328	83.5		1:51.593
3	32.158	70.9	1:01.174	92.4	20.550	84.3		1:53.882	14	31.825	73.0	1:01.341	93.6	19.742	87.8		1:52.908
4	31.465	74.2	1:01.270	96.3	19.897	84.8		1:52.632	15	33.279	68.8	1:02.779	93.4	19.459	83.7		1:55.517
5	31.638	72.2	1:01.326	91.6	19.912	85.4		1:52.876	16	32.412	73.2	1:02.761	94.0	19.950	82.2		1:55.123
6	31.833	73.4	1:02.951	76.8	23.205	85.3		1:57.989	17	32.420	72.3	1:02.647	96.6	19.905	86.3		1:54.972
7	32.101	73.0	1:01.042	95.8	20.024	85.4		1:53.167	18	32.140	74.7	1:02.717	93.5	20.207	85.4		1:55.064
8	32.027	73.4	1:01.777	96.7	19.575	86.9		1:53.379	19	32.361	70.5	1:02.933	91.7	21.160	73.9		1:56.454
9	31.846	73.3	1:00.934	96.9				1:56.113	20	34.802	69.7	1:05.994	85.4	21.893	75.5		2:02.689
10		73.1	1:02.811	93.5	20.078	82.5		3:15.528 P	21	34.549	69.2	1:09.471	66.7	25.339	65.4		2:09.359
11	31.867	74.7	1:01.770	96.1	19.992	84.3		1:53.629	22								

91 Thomas-Lockie (E)									Jaguar E-type								
lap	Sect-1	Speed	Sect-2	Speed	Sect-3	Speed	TopSpeed	laptime pit	lap	Sect-1	Speed	Sect-2	Speed	Sect-3	Speed	Topspeed	laptime pit
1		85.0	57.254	105.0	18.619	90.4		1:50.338	12	29.130	84.0	57.181	107.9	18.408	94.6		1:44.719
2	29.080	81.3	57.662	103.4	18.439	90.1		1:45.181	13	28.804	84.5	57.707	106.5	18.509	94.6		1:45.020
3	28.894	81.2	57.843	103.3	18.432	91.1		1:45.169	14	29.053	78.4	57.282	104.2	18.343	95.9		1:44.678
4	28.859	80.9	57.720	104.2	18.473	92.5		1:45.052	15	29.293	71.4	59.953	107.6	17.984	94.6		1:47.230
5	28.495	83.4	57.887	102.2	18.665	90.1		1:45.047	16	28.949	81.8	56.842	105.4	18.092	95.1		1:43.883
6	28.888	79.8	57.265	104.1	18.187	92.4		1:44.340	17	28.887	82.3	56.842	102.3	18.351	95.0		1:44.080
7	29.547	81.4	59.797	70.7	22.772	91.7		1:52.116	18	29.458	72.7	59.463	108.1	18.140	96.3		1:47.061
8	29.533	80.6	57.847	107.0	18.383	92.1		1:45.763	19	28.997	78.0	57.660	106.5	18.236	94.6		1:44.893
9	29.274	77.0	57.801	106.2	18.372	93.8		1:45.447	20	28.801	82.6	57.711	101.9	18.377	99.2		1:44.889
10	29.060	79.1	58.120	104.7				1:48.478	21	30.011	78.8	58.565	98.0	19.401	88.8		1:47.977
11		80.5	57.614	91.2	18.913	91.5		3:07.377 P	22	31.844	65.8	1:02.241	99.6	20.329	84.4		1:54.414

95 Fred Wakeman (E)									Jaguar E-type								
lap	Sect-1	Speed	Sect-2	Speed	Sect-3	Speed	TopSpeed	laptime pit	lap	Sect-1	Speed	Sect-2	Speed	Sect-3	Speed	Topspeed	laptime pit
1		65.2	1:01.828	93.9	20.227	90.0		2:02.946	11	33.043	66.9	1:02.889	84.2	20.282	84.8		1:56.214
2	32.325	68.2	1:01.786	90.6	19.819	88.5		1:53.930	12	32.939	67.9	1:01.670	90.6	20.225	89.4		1:54.834
3	32.239	69.2	1:02.000	89.9	19.904	88.7		1:54.143	13	32.233	70.1	1:02.212	89.4	20.323	86.3		1:54.768
4	31.623	71.0	1:00.767	96.1	19.362	88.5		1:51.752	14	32.018	69.0	1:02.077	92.1	20.318	87.4		1:54.413
5	31.663	67.5	1:00.527	94.0	19.477	88.1		1:51.667	15	31.867	68.4	1:01.617	90.3	19.955	88.0		1:53.439
6	31.464	70.9	1:01.142	99.3				2:18.819	16	31.894	69.2	1:00.591	95.0	19.737	89.1		1:52.222
7		61.4	1:05.803	89.4	21.516	81.0		4:13.884 P	17	31.791	72.3	1:02.149	88.4	19.910	87.8		1:53.850
8	33.688	65.7	1:05.725	81.2	21.009	82.1		2:00.422	18	33.065	66.8	1:04.339	79.9	22.302	75.1		1:59.706
9	32.597	68.4	1:09.375	78.3				2:08.592	19	35.575	58.2	1:07.022	75.5	22.168	74.2		2:04.765
10		65.8	1:03.023	81.4	21.996	83.0		2:45.707 P	20								



**Session Start: 14:08:21 - Finish: 14:48:44**  
**Weather/Track Conditions: Showers / Wet**  
**Circuit: Donington Park National**  
**Track Length: 3.185 Km - 1.9791 miles**

# Donington Historic Festival - 30 Apr - 2 May 2016

## Jaguar Classic Challenge for pre-66 Jaguar cars

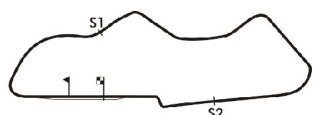
### Race 13 - Sector Analysis

122 Tom Harris (E)									Jaguar E-type								
lap	Sect-1	Speed	Sect-2	Speed	Sect-3	Speed	TopSpeed	laptime pit	lap	Sect-1	Speed	Sect-2	Speed	Sect-3	Speed	Topspeed	laptime pit
1		52.0	1:08.511	87.7	22.072	77.6		2:17.855	11	33.051	67.9	1:04.208	87.3	21.013	79.4		1:58.272
2	34.623	66.8	1:05.051	90.4	21.228	79.1		2:00.902	12	34.556	60.2	1:07.546	91.4	23.036	76.1		2:05.138
3	33.656	66.7	1:05.628	88.8	20.999	79.2		2:00.283	13	35.142	64.0	1:06.466	82.5				2:08.073
4	33.892	66.1	1:05.159	88.7	21.301	79.6		2:00.352	14		61.3	1:06.579	88.9	20.610	78.1		3:31.491 P
5	33.490	65.8	1:06.504	79.0	21.605	76.4		2:01.599	15	33.681	69.2	1:05.084	90.4	22.867	77.0		2:01.632
6	35.120	63.1	1:07.856	71.7	23.812	69.8		2:06.788	16	33.234	71.3	1:04.466	87.3	20.466	79.8		1:58.166
7	35.108	63.3	1:06.182	84.0	21.605	78.3		2:02.895	17	32.855	67.2	1:04.741	89.4	20.460	79.0		1:58.056
8	33.753	65.5	1:04.911	87.9	20.954	82.3		1:59.618	18	35.481	62.0	1:06.814	84.6	22.482	67.3		2:04.777
9	33.615	66.4	1:05.353	87.7	20.681	79.9		1:59.649	19	37.516	59.5	1:11.503	58.6	25.348	62.2		2:14.367
10	34.285	65.0	1:05.910	84.6	20.416	80.4		2:00.611	20								

136 Russell-Jardine (E)									Jaguar E-type								
lap	Sect-1	Speed	Sect-2	Speed	Sect-3	Speed	TopSpeed	laptime pit	lap	Sect-1	Speed	Sect-2	Speed	Sect-3	Speed	Topspeed	laptime pit
1		65.2	1:01.169	85.9	20.504	90.3		2:01.908	11	31.536	74.5	1:01.510	101.9	19.605	89.7		1:52.651
2	32.323	66.3	1:01.193	88.6	20.708	90.5		1:54.224	12	31.246	75.2	1:00.171	102.3	19.608	90.1		1:51.025
3	31.964	67.1	1:01.275	93.6	19.500	92.2		1:52.739	13	30.771	76.6	1:00.516	97.0	19.046	86.8		1:50.333
4	31.460	70.0	59.990	89.3	20.126	89.4		1:51.576	14	30.541	78.3	59.942	103.1	18.858	90.1		1:49.341
5	32.619	70.9	1:00.610	90.4	20.052	91.9		1:53.281	15	31.297	75.1	59.908	92.0	20.741	87.6		1:51.946
6	31.639	71.1	1:00.604	94.2	20.846	85.8		1:53.089	16	31.375	74.4	1:00.713	98.6	19.883	84.8		1:51.971
7	32.511	66.6	1:01.549	84.2				2:01.165	17	31.981	72.7	59.740	100.9	19.299	87.1		1:51.020
8	Out	74.1	1:03.523	87.0	21.135	79.9		4:12.354 P	18	30.359	80.5	1:00.286	97.9	19.397	87.2		1:50.042
9	32.621	70.0	1:02.694	96.3	20.185	84.4		1:55.500	19	32.483	61.3	1:03.456	96.7	20.968	79.2		1:56.907
10	31.773	76.2	1:01.315	97.0	20.185	85.4		1:53.273	20	33.387	68.3	1:06.141	87.0	21.751	75.2		2:01.279

150 Keith-Lucas Ch-Keith-Lucas Cl (A)									Jaguar XK150								
lap	Sect-1	Speed	Sect-2	Speed	Sect-3	Speed	TopSpeed	laptime pit	lap	Sect-1	Speed	Sect-2	Speed	Sect-3	Speed	Topspeed	laptime pit
1		52.4	1:07.916	86.0	22.401	81.8		2:18.640	11	33.078	68.4	1:05.372	88.5				2:04.796
2	32.714	70.3	1:04.070	83.0	22.041	81.5		1:58.825	12	Out	61.9	1:11.827	79.2	23.319	77.0		3:43.660 P
3	33.159	68.4	1:04.907	85.9	21.561	83.0		1:59.627	13	36.966	62.5	1:10.983	85.3	21.802	79.3		2:09.751
4	33.611	67.3	1:05.734	91.9	21.020	82.5		2:00.365	14	35.824	62.9	1:09.302	84.6	22.486	76.3		2:07.612
5	32.905	70.9	1:04.827	88.7	21.293	81.8		1:59.025	15	35.490	66.0	1:08.433	84.5	22.747	80.3		2:06.670
6	32.556	73.1	1:03.364	87.0	21.210	83.0		1:57.130	16	35.526	62.7	1:08.193	85.4	21.572	80.5		2:05.291
7	32.172	72.7	1:02.560	90.5	20.829	82.8		1:55.561	17	35.461	63.9	1:11.712	82.1	21.984	79.7		2:09.157
8	32.566	67.9	1:04.105	93.5	20.840	82.5		1:57.511	18	39.095	60.2	1:14.979	75.9	23.486	71.4		2:17.560
9	31.868	73.8	1:12.710	85.3	20.525	81.2		2:05.103	19	38.945	58.1	1:15.850	75.9	23.464	72.2		2:18.259
10	32.111	69.3	1:03.637	90.0	21.139	82.0		1:56.887	20								

155 Alistair Dyson (E)									Jaguar E-type								
lap	Sect-1	Speed	Sect-2	Speed	Sect-3	Speed	TopSpeed	laptime pit	lap	Sect-1	Speed	Sect-2	Speed	Sect-3	Speed	Topspeed	laptime pit
1		74.5	59.860	91.1	20.022	81.2		1:58.689	12	32.174	77.6	1:01.396	92.1	20.036	77.5		1:53.606
2	31.577	72.8	1:00.234	95.6	20.122	85.7		1:51.933	13	32.938	73.8	1:02.342	91.1	20.418	77.4		1:55.698
3	32.024	78.0	1:00.644	92.4	19.387	81.5		1:52.055	14	32.888	74.5	1:02.526	85.8				2:01.177
4	31.807	74.8	1:01.126	89.1	19.787	79.0		1:52.720	15	Out	77.5	1:01.403	91.2	20.019	79.0		3:13.521 P
5	31.682	79.3	1:00.665	90.7	20.750	70.0		1:53.097	16	32.021	77.9	1:02.366	92.5	19.548	80.8		1:53.935
6	31.890	74.5	1:00.699	93.1	21.105	77.9		1:53.694	17	32.162	77.9	1:02.004	96.5	19.705	79.9		1:53.871
7	32.281	75.0	1:01.091	91.9	19.811	84.5		1:53.183	18	32.703	74.2	1:01.582	89.3	20.604	82.4		1:54.889
8	31.775	78.4	1:01.461	90.5	20.153	85.4		1:53.389	19	32.458	78.4	1:02.596	87.8	21.597	78.6		1:56.651
9	32.005	77.0	1:01.879	91.5	19.834	85.6		1:53.718	20	34.440	69.0	1:07.810	78.8	22.068	75.8		2:04.318
10	32.065	76.0	1:02.945	91.9	20.340	78.8		1:55.350	21								
11	32.145	75.7	1:03.854	88.4	20.077	82.9		1:56.076	22					25.754	62.9		2:49.843



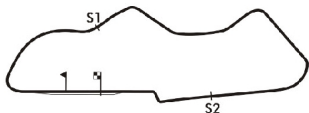
**Session Start: 14:08:21 - Finish: 14:48:44**  
**Weather/Track Conditions: Showers / Wet**  
**Circuit: Donington Park National**  
**Track Length: 3.185 Km - 1.9791 miles**

# Donington Historic Festival - 30 Apr - 2 May 2016

## Jaguar Classic Challenge for pre-66 Jaguar cars

### Race 13 - Sector Analysis

37 Gary Pearson (C)									Jaguar D-type								
lap	Sect-1	Speed	Sect-2	Speed	Sect-3	Speed	TopSpeed	laptime pit	lap	Sect-1	Speed	Sect-2	Speed	Sect-3	Speed	Topspeed	laptime pit
1		72.0	58.793	102.0	18.931	96.5		1:55.061	12	30.089	77.7	58.642	103.1	19.081	91.5		1:47.812
2	29.234	76.5	58.213	104.7	18.724	96.1		1:46.171	13	29.914	76.4	59.295	101.6	18.971	92.5		1:48.180
3	29.337	77.5	58.014	106.7	18.392	97.3		1:45.743	14	30.049	73.5	1:00.793	99.0	19.570	91.1		1:50.412
4	30.027	72.8	58.640	103.1	18.976	93.6		1:47.643	15	30.053	74.3	1:00.383	98.4				1:52.385
5	29.750	71.9	58.667	104.2	19.270	94.7		1:47.687	16		75.1	58.835	100.5	20.233	87.8		3:07.318 P
6	29.802	76.2	58.948	105.2	18.616	94.6		1:47.366	17	30.655	74.6	58.334	100.5	19.022	91.4		1:48.011
7	29.681	75.1	58.655	99.0	19.494	95.6		1:47.830	18	30.289	74.7	58.497	106.5	18.723	92.7		1:47.509
8	29.970	73.6	59.122	103.7	18.662	93.6		1:47.754	19	29.715	75.6	1:00.498	103.3	18.624	93.5		1:48.837
9	29.402	81.2	58.779	105.0	18.737	93.3		1:46.918	20	29.511	78.0	1:00.894	102.6	20.390	88.8		1:50.795
10	29.728	72.1	58.953	103.3	18.738	92.6		1:47.419	21	32.145	69.5	59.853	98.3	20.460	85.8		1:52.458
11	29.466	77.6	59.675	102.8	19.178	89.2		1:48.319	22	33.462	62.2	1:07.968	90.1	21.191	81.3		2:02.621

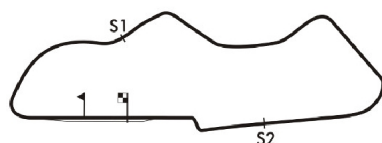


# Donington Historic Festival - 30 Apr - 2 May 2016

## Jaguar Classic Challenge for pre-66 Jaguar cars

### Race 13 - Best Sector Times

POS	NO	DRIVER/S	Sector 1			Sector 2			Sector 3			IDEAL LAP	BEST LAP	On
			TIME	LAP	POS	TIME	LAP	POS	TIME	LAP	POS			
1	91	Thomas-Lockie	28.495	5	2	56.842	16	4	17.984	15	3	1:43.321	<b>1:43.883</b>	<b>16</b>
2	53	John Pearson	28.897	5	4	56.575	3	2	17.817	12	2	1:43.289	<b>1:43.571</b>	<b>8</b>
3	12	Martin Stretton	28.086	7	1	56.666	6	3	17.803	6	1	1:42.555	<b>1:43.350</b>	<b>6</b>
4	2	Rusinol-Hadfield	28.627	17	3	56.328	17	1	18.102	19	4	1:43.057	<b>1:43.310</b>	<b>17</b>
5	37	Gary Pearson	29.234	2	5	58.014	3	6	18.392	3	6	1:45.640	<b>1:45.743</b>	<b>3</b>
6	7	Marcus Graf von Oeynhausen	29.264	2	6	57.869	2	5	18.665	1	9	1:45.798	<b>1:46.552</b>	<b>2</b>
7	25	John Burton	29.867	8	7	59.383	11	10	18.819	12	11	1:48.069	<b>1:48.239</b>	<b>8</b>
8	66	Ben Shuckburgh	30.070	8	9	59.104	18	9	18.295	19	5	1:47.469	<b>1:48.020</b>	<b>18</b>
9	23	Roger Cope	29.892	8	8	58.761	6	8	18.630	5	7	1:47.283	<b>1:47.802</b>	<b>6</b>
10	72	Jamie Boot	30.452	4	11	58.600	4	7	19.018	6	13	1:48.070	<b>1:48.331</b>	<b>4</b>
11	4	Timothy Mogridge	31.216	4	19	1:00.511	4	15	19.606	12	18	1:51.333	<b>1:51.581</b>	<b>4</b>
12	82	Bob Binfield	31.146	13	17	1:00.048	15	14	18.669	15	10	1:49.863	<b>1:50.481</b>	<b>15</b>
13	84	Read Gomm	31.465	4	22	1:00.746	13	19	19.328	13	15	1:51.539	<b>1:51.593</b>	<b>13</b>
14	9	Benjamin Eastick	31.295	7	20	1:01.434	7	21	19.852	11	23	1:52.581	<b>1:52.844</b>	<b>7</b>
15	64	James Paterson	31.005	13	14	1:00.879	7	20	19.277	11	14	1:51.161	<b>1:51.350</b>	<b>11</b>
16	155	Alistair Dyson	31.577	2	23	59.860	1	12	19.387	3	17	1:50.824	<b>1:51.933</b>	<b>2</b>
17	22	Cliff Gray	30.535	16	12	1:00.679	4	18	19.645	7	19	1:50.859	<b>1:51.460</b>	<b>16</b>
18	136	Russell-Jardine	30.359	18	10	59.740	17	11	18.858	14	12	1:48.957	<b>1:49.341</b>	<b>14</b>
19	68	Marc Gordon	31.656	14	24	1:01.801	15	24	19.758	17	21	1:53.215	<b>1:54.072</b>	<b>14</b>
20	40	Galashan-Greaves	30.821	4	13	1:01.626	8	23	19.774	9	22	1:52.221	<b>1:52.944</b>	<b>8</b>
21	67	Wilhelm-Grandidier	31.146	10	16	1:00.628	9	17	20.058	9	24	1:51.832	<b>1:52.111</b>	<b>9</b>
22	51	Nik Spencer	32.145	5	27	1:02.986	2	27	20.227	9	26	1:55.358	<b>1:56.128</b>	<b>8</b>
23	56	Peter Lanfranchi	31.828	5	25	1:02.081	4	25	19.703	13	20	1:53.612	<b>1:54.824</b>	<b>4</b>
24	95	Fred Wakeman	31.464	6	21	1:00.527	5	16	19.362	4	16	1:51.353	<b>1:51.667</b>	<b>5</b>
25	122	Tom Harris	32.855	17	28	1:04.208	11	28	20.416	10	27	1:57.479	<b>1:58.056</b>	<b>17</b>
26	150	Keith-Lucas Ch-Keith-Lucas Cl	31.868	9	26	1:02.560	7	26	20.525	9	28	1:54.953	<b>1:55.561</b>	<b>7</b>
27	49	Osborne-Radcliffe	33.520	9	29	1:04.907	2	29	21.189	11	29	1:59.616	<b>2:01.310</b>	<b>2</b>
28	15	Paul Castaldini	31.139	9	15	1:01.500	7	22	20.196	9	25	1:52.835	<b>1:53.089</b>	<b>7</b>
29	11	Farrell-Gate	31.202	5	18	1:00.012	4	13	18.636	5	8	1:49.850	<b>1:50.211</b>	<b>5</b>
30	8	Fripp-Robinson	35.832	2	30	1:08.795	2	30	22.499	1	30	2:07.126	<b>2:07.973</b>	<b>2</b>



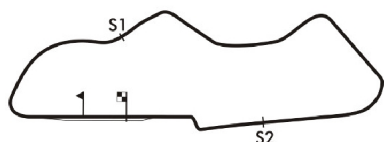
**Session Start: 14:08:21 - Finish: 14:48:44**  
**Weather/Track Conditions: Showers / Wet**  
**Circuit: Donington Park National**  
**Track Length: 3.185 Km - 1.9791 miles**

# Donington Historic Festival - 30 Apr - 2 May 2016

## Jaguar Classic Challenge for pre-66 Jaguar cars

### Race 13 - Best Sector Speeds

	NO	SECTOR 1	MPH	NO	SECTOR 2	MPH	NO	SECTOR 3	MPH
1	7	Marcus Graf von Crampton	87.1	7	Marcus Graf von Crampton	110.4	53	John Pearson	106.0
2	12	Martin Stretton	86.3	91	Thomas-Lockie	108.1	91	Thomas-Lockie	99.2
3	2	Rusinol-Hadfield	86.2	53	John Pearson	107.2	37	Gary Pearson	97.3
4	91	Thomas-Lockie	85.0	12	Martin Stretton	106.9	2	Rusinol-Hadfield	95.6
5	53	John Pearson	81.8	37	Gary Pearson	106.7	12	Martin Stretton	95.1
6	37	Gary Pearson	81.2	2	Rusinol-Hadfield	106.5	7	Marcus Graf von Crampton	94.7
7	25	John Burton	80.6	66	Ben Shuckburgh	103.7	25	John Burton	94.0
8	136	Russell-Jardine	80.5	22	Cliff Gray	103.6	66	Ben Shuckburgh	94.0
9	155	Alistair Dyson	79.3	23	Roger Cope	103.6	11	Farrell-Gate	93.0
10	64	James Paterson	78.8	25	John Burton	103.4	136	Russell-Jardine	92.2
11	23	Roger Cope	77.8	136	Russell-Jardine	103.1	72	Jamie Boot	91.1
12	66	Ben Shuckburgh	77.2	56	Peter Lanfranchi	101.1	82	Bob Binfield	91.0
13	68	Marc Gordon	76.8	11	Farrell-Gate	100.2	23	Roger Cope	90.4
14	82	Bob Binfield	76.8	95	Fred Wakeman	99.3	51	Nik Spencer	90.3
15	15	Paul Castaldini	76.3	4	Timothy Mogridge	99.2	64	James Paterson	90.3
16	72	Jamie Boot	76.3	72	Jamie Boot	99.2	95	Fred Wakeman	90.0
17	9	Benjamin Eastick	76.2	49	Osborne-Radcliffe	98.3	40	Galashan-Greaves	89.8
18	22	Cliff Gray	75.4	84	Read Gomm	98.0	67	Wilhelm-Grandidier	89.3
19	84	Read Gomm	74.7	9	Benjamin Eastick	97.2	15	Paul Castaldini	89.2
20	4	Timothy Mogridge	74.1	40	Galashan-Greaves	97.0	22	Cliff Gray	88.8
21	40	Galashan-Greaves	73.8	155	Alistair Dyson	96.5	4	Timothy Mogridge	88.6
22	150	Keith-Lucas Ch-Keith-Lucas	73.8	64	James Paterson	96.1	56	Peter Lanfranchi	88.0
23	11	Farrell-Gate	73.3	82	Bob Binfield	95.8	84	Read Gomm	87.8
24	67	Wilhelm-Grandidier	72.7	15	Paul Castaldini	95.2	9	Benjamin Eastick	85.8
25	95	Fred Wakeman	72.3	67	Wilhelm-Grandidier	93.5	155	Alistair Dyson	85.7
26	56	Peter Lanfranchi	72.3	150	Keith-Lucas Ch-Keith-Lucas	93.5	68	Marc Gordon	84.6
27	122	Tom Harris	71.3	68	Marc Gordon	92.1	150	Keith-Lucas Ch-Keith-Lucas	83.0
28	51	Nik Spencer	70.0	122	Tom Harris	91.4	122	Tom Harris	82.3
29	49	Osborne-Radcliffe	68.4	51	Nik Spencer	88.1	49	Osborne-Radcliffe	81.9
30	8	Fripp-Robinson	61.3	8	Fripp-Robinson	81.1	8	Fripp-Robinson	79.7



**Session Start: 14:08:21 - Finish: 14:48:44**  
**Weather/Track Conditions: Showers / Wet**  
**Circuit: Donington Park National**  
**Track Length: 3.185 Km - 1.9791 miles**

# Donington Historic Festival - 30 Apr - 2 May 2016

## Jaguar Classic Challenge for pre-66 Jaguar cars

### Race 13 - Lap Chart

Lap 1			Lap 2			Lap 3			Lap 4			Lap 5			Lap 6		
NO	Behind	Laptime	NO	Behind	Laptime	NO	Behind	Laptime	NO	Behind	Laptime	NO	Behind	Laptime	NO	Behind	Laptime
91		1:50.338	91		1:45.181	91		1:45.169	91		1:45.052	91		1:45.047	91		1:44.340
7	1.903	1:52.241	7	3.274	1:46.552	53	3.006	1:43.715	53	2.207	1:44.253	53	1.186	1:44.026	53	1.298	1:44.452
53	2.560	1:52.898	12	3.829	1:45.743	7	5.551	1:47.446	12	7.275	1:46.451	12	7.941	1:45.713	12	6.951	1:43.350
12	3.267	1:53.605	53	4.460	1:47.081	12	5.876	1:47.216	7	8.241	1:47.742	7	11.168	1:47.974	7	13.955	1:47.127
2	4.108	1:54.446	2	5.231	1:46.304	37	6.287	1:45.743	37	8.878	1:47.643	37	11.518	1:47.687	37	14.544	1:47.366
37	4.723	1:55.061	37	5.713	1:46.171	2	7.776	1:47.714	2	9.609	1:46.885	2	12.378	1:47.816	2	15.599	1:47.561
155	8.351	1:58.689	155	15.103	1:51.933	155	21.989	1:52.055	72	25.713	1:48.331	<b>8</b>	1 LAP	2:23.034	72	35.225	1:48.745
72	10.232	2:00.570	72	16.230	1:51.179	72	22.434	1:51.373	155	29.657	1:52.720	72	30.820	1:50.154	23	39.341	1:47.802
136	11.570	2:01.908	25	19.518	1:51.732	25	25.018	1:50.669	23	30.942	1:49.459	23	35.879	1:49.984	25	42.288	1:49.323
95	12.608	2:02.946	136	20.613	1:54.224	23	26.535	1:49.204	25	31.872	1:51.906	25	37.305	1:50.480	66	45.616	1:50.232
25	12.967	2:03.305	95	21.357	1:53.930	136	28.183	1:52.739	136	34.707	1:51.576	155	37.707	1:53.097	155	47.061	1:53.694
4	14.966	2:05.304	23	22.500	1:51.175	66	29.411	1:51.715	66	34.877	1:50.518	66	39.724	1:49.894	136	51.690	1:53.089
66	15.277	2:05.615	66	22.865	1:52.769	95	30.331	1:54.143	95	37.031	1:51.752	136	42.941	1:53.281	<b>4</b>	59.879	1:58.060
84	16.100	2:06.438	4	24.841	1:55.056	4	31.951	1:52.279	4	38.480	1:51.581	95	43.651	1:51.667	84	1:04.845	1:57.989
23	16.506	2:06.844	11	26.401	1:53.774	11	33.503	1:52.271	11	39.288	1:50.837	11	44.452	1:50.211	82	1:07.957	1:54.273
11	17.808	2:08.146	84	27.074	1:56.155	84	35.787	1:53.882	84	43.367	1:52.632	4	46.159	1:52.726	9	1:09.874	1:54.614
22	19.325	2:09.663	22	29.120	1:54.976	22	36.552	1:52.601	22	43.921	1:52.421	84	51.196	1:52.876	40	1:12.274	1:53.381
82	19.735	2:10.073	82	30.593	1:56.039	82	39.714	1:54.290	82	48.975	1:54.313	82	58.024	1:54.096	<b>95</b>	1:18.130	2:18.819
9	20.898	2:11.236	9	31.143	1:55.426	9	40.660	1:54.686	9	50.207	1:54.599	9	59.600	1:54.440	15	1:18.444	1:54.303
51	21.338	2:11.676	51	32.407	1:56.250	51	44.887	1:57.649	40	54.213	1:53.764	40	1:03.233	1:54.067	64	1:20.413	1:55.417
15	22.596	2:12.934	15	35.736	1:58.321	40	45.501	1:54.407	15	57.747	1:54.788	15	1:08.481	1:55.781	51	1:25.271	1:58.222
40	22.842	2:13.180	40	36.263	1:58.602	15	48.011	1:57.444	51	58.222	1:58.387	64	1:09.336	1:55.157	22	1:26.811	1:56.022
68	24.209	2:14.547	68	37.432	1:58.404	64	49.044	1:55.850	64	59.226	1:55.234	51	1:11.389	1:58.214	56	1:27.604	1:59.165
64	25.728	2:16.066	64	38.363	1:57.816	68	49.975	1:57.712	56	59.916	1:54.824	56	1:12.779	1:57.910	67	1:28.208	1:59.004
56	25.813	2:16.151	56	39.006	1:58.374	56	50.144	1:56.307	67	1:01.136	1:55.361	67	1:13.544	1:57.455	68	1:29.657	1:58.217
122	27.517	2:17.855	67	39.846	1:55.789	67	50.827	1:56.150	68	1:02.671	1:57.748	22	1:15.129	2:16.255	150	1:38.485	1:57.130
150	28.302	2:18.640	150	41.946	1:58.825	150	56.404	1:59.627	150	1:11.717	2:00.365	68	1:15.780	1:58.156			
67	29.238	2:19.576	122	43.238	2:00.902	122	58.352	2:00.283	122	1:13.652	2:00.352	150	1:25.695	1:59.025			
49	29.797	2:20.135	49	45.926	2:01.310	49	1:02.427	2:01.670	49	1:20.056	2:02.681	122	1:30.204	2:01.599			
8	30.655	2:20.993	8	53.447	2:07.973	8	1:21.856	2:13.578				49	1:37.877	2:02.868			

**Session Start: 14:08:21 - Finish: 14:48:44**

**Weather/Track Conditions: Showers / Wet**

**Circuit: Donington Park National**

**Track Length: 3.185 Km - 1.9791 miles**

# Donington Historic Festival - 30 Apr - 2 May 2016

## Jaguar Classic Challenge for pre-66 Jaguar cars

### Race 13 - Lap Chart

Lap 7			Lap 8			Lap 9			Lap 10			Lap 11			Lap 12		
NO	Behind	Laptime	NO	Behind	Laptime	NO	Behind	Laptime	NO	Behind	Laptime	NO	Behind	Laptime	NO	Behind	Laptime
91		1:52.116	53		1:43.571	53		1:45.839	53		1:45.921	53		1:47.327	53		1:43.963
53	0.319	1:51.137	91	1.873	1:45.763	91	1.481	1:45.447	12	1.807	1:44.830	64	1 LAP	1:55.663	12	2.459	1:46.199
122	1 LAP	2:06.788	12	2.212	1:45.420	12	2.898	1:46.525	67	1 LAP	1:52.111	12	0.223	1:45.743	64	1 LAP	1:51.350
12	0.682	1:45.847	37	14.122	1:47.754	<b>68</b>	1 LAP	1:59.582	<b>91</b>	4.038	1:48.478	<b>15</b>	1 LAP	2:00.703	40	1 LAP	2:00.513
49	1 LAP	2:04.259	7	15.947	1:49.520	150	1 LAP	1:57.511	51	1 LAP	1:57.886	136	2 LAPS	1:55.500	136	2 LAPS	1:53.273
37	10.258	1:47.830	2	16.788	1:49.368	95	2 LAPS	4:13.884	56	1 LAP	1:57.096	22	1 LAP	1:54.530	<b>22</b>	1 LAP	1:57.721
7	10.317	1:48.478	122	1 LAP	2:02.895	37	15.201	1:46.918	37	16.699	1:47.419	67	1 LAP	1:53.559	37	21.540	1:47.812
<b>11</b>	1 LAP	3:03.307	<b>49</b>	1 LAP	2:07.314	7	17.468	1:47.360	7	21.712	1:50.165	37	17.691	1:48.319	<b>67</b>	1 LAP	2:00.932
2	11.310	1:47.827	4	1 LAP	3:07.215	2	18.371	1:47.422	2	22.384	1:49.934	51	1 LAP	1:59.737	7	27.047	1:48.141
72	32.359	1:49.250	72	38.622	1:50.153	122	1 LAP	1:59.618	95	2 LAPS	2:00.422	7	22.869	1:48.484	25	1 LAP	3:07.440
23	36.655	1:49.430	23	41.397	1:48.632	23	44.246	1:48.688	150	1 LAP	2:05.103	2	23.684	1:48.627	<b>2</b>	35.147	1:55.426
25	39.114	1:48.942	25	43.463	1:48.239	72	44.603	1:51.820	122	1 LAP	1:59.649	<b>56</b>	1 LAP	2:03.431	51	1 LAP	2:00.756
66	42.743	1:49.243	66	47.279	1:48.426	25	46.871	1:49.247	23	47.620	1:49.295	150	1 LAP	1:56.887	<b>150</b>	1 LAP	2:04.796
155	48.128	1:53.183	155	57.627	1:53.389	4	1 LAP	2:05.576	72	48.695	1:50.013	<b>95</b>	2 LAPS	2:08.592	72	59.990	1:51.332
<b>136</b>	1:00.739	2:01.165	84	1:15.385	1:53.379	66	51.053	1:49.613	66	54.934	1:49.802	23	50.566	1:50.273	<b>23</b>	1:02.763	1:56.160
84	1:05.896	1:53.167	82	1:18.002	1:52.664	155	1:05.506	1:53.718	<b>25</b>	55.313	1:54.363	72	52.621	1:51.253	66	1:03.114	1:49.847
82	1:09.228	1:53.387	9	1:19.627	1:52.915	11	2 LAPS	4:42.936	4	1 LAP	1:52.161	66	57.230	1:49.623	4	1 LAP	1:55.243
9	1:10.602	1:52.844	40	1:22.631	1:52.944	<b>84</b>	1:25.659	1:56.113	49	2 LAPS	4:14.107	122	1 LAP	2:00.611	122	1 LAP	1:58.272
40	1:13.577	1:53.419	15	1:29.163	1:53.636	9	1:27.371	1:53.583	155	1:14.935	1:55.350	4	1 LAP	1:52.772	84	1 LAP	1:53.629
15	1:19.417	1:53.089	64	1:30.185	1:53.816	<b>82</b>	1:28.203	1:56.040	68	1 LAP	3:13.593	<b>11</b>	3 LAPS	3:14.669	82	1 LAP	1:53.325
64	1:20.259	1:51.962	22	1:38.032	1:52.645	40	1:31.396	1:54.604	40	1:41.141	1:55.666	84	1 LAP	3:15.528	91	1:24.844	1:44.719
22	1:29.277	1:54.582	51	1:42.567	1:56.128	15	1:36.652	1:53.328	<b>9</b>	1:42.611	2:01.161	82	1 LAP	3:13.834	9	1 LAP	3:16.423
51	1:30.329	1:57.174	67	1:42.927	1:54.265	64	1:37.698	1:53.352				155	1:23.684	1:56.076	155	1:33.327	1:53.606
56	1:32.160	1:56.672	56	1:44.707	1:56.437	136	1 LAP	4:12.354				91	1:24.088	3:07.377	15	1 LAP	3:22.198
67	1:32.552	1:56.460				22	1:44.960	1:52.767				49	2 LAPS	2:04.030			
68	1:33.697	1:56.156										68	1 LAP	1:54.183			
150	1:41.930	1:55.561															

**Session Start: 14:08:21 - Finish: 14:48:44**

**Weather/Track Conditions: Showers / Wet**

**Circuit: Donington Park National**

**Track Length: 3.185 Km - 1.9791 miles**



# Donington Historic Festival - 30 Apr - 2 May 2016

## Jaguar Classic Challenge for pre-66 Jaguar cars

### Race 13 - Lap Chart

Lap 13			Lap 14			Lap 15			Lap 16			Lap 17			Lap 18		
NO	Behind	Laptime	NO	Behind	Laptime	NO	Behind	Laptime	NO	Behind	Laptime	NO	Behind	Laptime	NO	Behind	Laptime
53		1:45.132	53		1:44.856	53		1:46.612	53		1:48.862	53		3:00.676	53		1:45.566
95	3 LAPS	2:45.707	12	7.632	1:48.777	9	2 LAPS	1:54.904	9	2 LAPS	1:53.773	49	3 LAPS	2:03.326	91	5.092	1:47.061
49	3 LAPS	2:04.148	22	2 LAPS	3:18.071	2	1 LAP	1:46.151	2	1 LAP	1:43.560	91	3.597	1:44.080	23	1 LAP	1:55.066
12	3.711	1:46.384	15	2 LAPS	1:58.634	122	2 LAPS	2:08.073	7	1 LAP	3:08.171	12	11.096	1:49.966	51	2 LAPS	1:58.964
68	2 LAPS	1:55.376	2	1 LAP	3:05.859	22	2 LAPS	1:51.873	64	2 LAPS	3:18.879	155	1 LAP	1:53.935	12	12.313	1:46.783
64	1 LAP	1:52.133	95	3 LAPS	1:56.214	155	1 LAP	2:01.177	22	2 LAPS	1:51.856	82	1 LAP	1:51.046	49	3 LAPS	2:02.773
56	2 LAPS	3:24.034	68	2 LAPS	1:56.516	40	2 LAPS	3:20.561	40	2 LAPS	1:57.178	2	33.025	1:43.310	2	32.255	1:44.796
136	2 LAPS	1:52.651	49	3 LAPS	2:03.543	15	2 LAPS	1:57.310	15	2 LAPS	1:54.526	4	1 LAP	1:52.881	82	1 LAP	1:52.106
37	24.588	1:48.180	67	2 LAPS	3:27.492	95	3 LAPS	1:54.834	95	3 LAPS	1:54.768	84	1 LAP	1:55.123	155	1 LAP	1:53.871
40	1 LAP	2:04.004	136	2 LAPS	1:51.025	68	2 LAPS	1:54.912	68	2 LAPS	1:54.072	37	41.708	1:48.011	4	1 LAP	1:52.432
7	32.120	1:50.205	37	30.144	1:50.412	136	2 LAPS	1:50.333	136	2 LAPS	1:49.341	7	52.634	1:50.906	37	43.651	1:47.509
25	1 LAP	1:49.694	64	1 LAP	2:02.067	37	35.917	1:52.385	25	1 LAP	1:51.018	122	2 LAPS	2:01.632	84	1 LAP	1:54.972
11	4 LAPS	3:12.173	56	2 LAPS	1:58.509	67	2 LAPS	2:00.161	67	2 LAPS	1:58.156	9	1 LAP	1:56.646	7	54.753	1:47.685
51	1 LAP	2:09.468	25	1 LAP	1:49.582	49	3 LAPS	2:05.959	66	1 LAP	1:51.102	11	4 LAPS	2:02.839	9	1 LAP	1:54.095
72	1:10.468	1:55.610	7	41.422	1:54.158	56	2 LAPS	1:55.520	56	2 LAPS	1:58.313	22	1 LAP	1:51.460	22	1 LAP	1:51.508
66	1:11.619	1:53.637	23	1 LAP	3:10.897	25	1 LAP	1:50.333	72	1 LAP	1:52.940	150	2 LAPS	2:06.670	122	2 LAPS	1:58.166
4	1 LAP	1:52.818	150	2 LAPS	3:43.660	23	1 LAP	1:49.336	51	2 LAPS	1:58.641	64	1 LAP	1:53.356	11	4 LAPS	1:55.876
91	1:24.732	1:45.020	11	4 LAPS	2:14.783	72	1 LAP	3:10.317	49	3 LAPS	2:07.807	95	2 LAPS	1:53.439	64	1 LAP	1:56.829
84	1 LAP	1:53.976	91	1:24.554	1:44.678	66	1 LAP	3:09.783	23	1 LAP	2:12.792	15	1 LAP	1:54.042	150	2 LAPS	2:05.291
82	1 LAP	1:54.209	4	1 LAP	1:54.138	51	2 LAPS	3:19.249	91	1:20.193	1:43.883	136	1 LAP	1:51.971	136	1 LAP	1:51.020
122	1 LAP	2:05.138	84	1 LAP	1:51.593	91	1:25.172	1:47.230	12	1:21.806	1:44.515	68	1 LAP	1:54.726	95	2 LAPS	1:52.222
9	1 LAP	1:53.994	82	1 LAP	1:51.796	12	1:26.153	3:05.133	155	1 LAP	3:13.521	40	1 LAP	1:57.419	68	1 LAP	1:54.076
155	1:43.893	1:55.698				150	2 LAPS	2:09.751	4	1 LAP	1:52.713	25	1:26.143	1:50.522	25	1:31.985	1:51.408
						11	4 LAPS	2:04.279	82	1 LAP	1:50.481	66	1:32.711	1:48.739	40	1 LAP	1:57.585
						4	1 LAP	1:52.934	84	1 LAP	1:55.517	72	1:36.581	1:51.052	66	1:35.165	1:48.020
						84	1 LAP	1:52.908	2	1:50.391	1:45.136	67	1 LAP	1:57.363	72	1:42.531	1:51.516
						82	1 LAP	1:52.149	122	2 LAPS	3:31.491	56	1 LAP	1:56.068			
									37	1:54.373	3:07.318						
									150	2 LAPS	2:07.612						
									11	4 LAPS	2:08.454						

**Session Start: 14:08:21 - Finish: 14:48:44**

**Weather/Track Conditions: Showers / Wet**

**Circuit: Donington Park National**

**Track Length: 3.185 Km - 1.9791 miles**

# Donington Historic Festival - 30 Apr - 2 May 2016

## Jaguar Classic Challenge for pre-66 Jaguar cars

### Race 13 - Lap Chart

Lap 19			Lap 20			Lap 21			Lap 22		
NO	Behind	Laptime	NO	Behind	Laptime	NO	Behind	Laptime	NO	Behind	Laptime
53		1:46.858	53		1:47.307	91		1:47.977	91		1:54.414
91	3.127	1:44.893	72	1 LAP	1:51.751	68	2 LAPS	2:02.936	95	3 LAPS	2:04.765
56	2 LAPS	1:56.029	91	0.709	1:44.889	53	4.105	1:52.791	66	1 LAP	2:00.892
12	10.129	1:44.674	12	8.133	1:45.311	12	10.376	1:50.929	53	6.603	1:56.912
67	2 LAPS	2:00.284	23	1 LAP	1:52.866	72	1 LAP	1:59.407	122	3 LAPS	2:14.367
23	1 LAP	1:50.821	56	2 LAPS	1:57.880	40	2 LAPS	2:11.284	68	2 LAPS	2:04.539
51	2 LAPS	2:02.879	67	2 LAPS	1:58.512	23	1 LAP	1:53.584	12	13.862	1:57.900
2	31.237	1:45.840	2	28.237	1:44.307	150	3 LAPS	2:17.560	15	5 LAPS	8:08.815
49	3 LAPS	2:03.792	51	2 LAPS	2:06.732	2	27.840	1:48.289	23	1 LAP	1:59.837
82	1 LAP	1:51.824	37	49.118	1:50.795	56	2 LAPS	2:00.001	2	29.599	1:56.173
4	1 LAP	1:52.352	82	1 LAP	1:54.096	67	2 LAPS	2:02.048	40	2 LAPS	2:10.121
37	45.630	1:48.837	4	1 LAP	1:55.656	37	52.890	1:52.458	150	3 LAPS	2:18.259
155	1 LAP	1:54.889	155	1 LAP	1:56.651	82	1 LAP	2:01.160	67	2 LAPS	2:08.413
7	56.554	1:48.659	49	3 LAPS	2:07.886	51	2 LAPS	2:07.529	37	1:01.097	2:02.621
84	1 LAP	1:55.064	7	58.530	1:49.283	4	1 LAP	2:01.672	11	5 LAPS	3:06.830
22	1 LAP	1:52.898	84	1 LAP	1:56.454	7	1:08.569	1:58.725	72	1 LAP	2:56.605
9	1 LAP	1:54.912	22	1 LAP	1:52.785	155	1 LAP	2:04.318	4	1 LAP	2:04.490
122	2 LAPS	1:58.056	9	1 LAP	1:56.485	49	3 LAPS	2:09.928	7	1:19.247	2:05.092
11	4 LAPS	1:58.366	136	1 LAP	1:56.907	84	1 LAP	2:02.689	82	1 LAP	2:21.548
64	1 LAP	1:53.722	122	2 LAPS	2:04.777	22	1 LAP	2:07.133	51	2 LAPS	2:21.673
136	1 LAP	1:50.042	64	1 LAP	2:01.940	9	1 LAP	2:03.668	84	1 LAP	2:09.359
95	2 LAPS	1:53.850	95	2 LAPS	1:59.706	136	1 LAP	2:01.279	49	3 LAPS	2:12.961
68	1 LAP	1:56.631	66	1:46.156	1:55.055	64	1 LAP	2:00.284	9	1 LAP	2:04.637
25	1:37.267	1:52.140	25	1:46.510	1:56.550	25	1:53.163	1:55.339	64	1 LAP	2:04.147
66	1:38.408	1:50.101	11	4 LAPS	2:13.817				25	1:59.024	2:00.275
150	2 LAPS	2:09.157							155	1 LAP	2:49.843
40	1 LAP	1:59.216									

**Session Start: 14:08:21 - Finish: 14:48:44**  
**Weather/Track Conditions: Showers / Wet**  
**Circuit: Donington Park National**  
**Track Length: 3.185 Km - 1.9791 miles**

## Donington Historic Festival - 30 Apr - 2 May 2016

### HSCC Super Touring Car Trophy - Group A & Super Touring era

#### Race 15 - Classification

Sheet No:

POS	NO	DRIVER/S	CLASS	CLASS POS	CAR MAKE / MODEL	TIME	LAPS	GAP	DIFF	MPH	BEST	ON
1	1	Stewart Whyte	ST1	1	Honda Accord	20:01.855	15	-- 15 laps		88.92	1:18.663	11
2	12	Patrick Watts	ST1	2	Peugeot 406	20:20.579	15	18.724	18.724	87.55	1:20.099	15
3	60	Mark Wright	GA5	1	Ford Escort RS1800	20:21.504	15	19.649	0.925	87.49	1:16.293	15
4	17	Mark Smith	GA2	1	BMW E30	20:57.232	15	55.377	35.728	85.00	1:21.531	15
5	36	Keith Butcher	ST2	1	Audi A4	21:15.346	15	1:13.491	18.114	83.79	1:24.134	14
6	8	Darren Fielding	ST2	2	BMW 318	20:13.381	14	-- 14 laps	22.382	82.20	1:24.529	7
7	18	Colin Noble Jnr	GA1	1	Vauxhall Vectra	17:29.268	13	-- 13 laps		88.27	1:19.088	10
8	79	Mark Jones	ST1	3	Renault Laguna	10:57.349	8	-- 8 laps --	9.636	86.71	1:19.436	8
9	84	Tom Houlbrook	GA2	2	BMW E30							
10	33	Alan Strachan	ST2	3	Ford Mondeo							

----- FASTEST LAP SUMMARY -----

NO	DRIVER/S	CLASS	CAR MAKE / MODEL	FASTEST LAP	ON	MPH
60	Mark Wright	GA5	Ford Escort RS1800	1:16.293	15	93.39
1	Stewart Whyte	ST1	Honda Accord	1:18.663	11	90.57
18	Colin Noble Jnr	GA1	Vauxhall Vectra	1:19.088	10	90.08
17	Mark Smith	GA2	BMW E30	1:21.531	15	87.39
36	Keith Butcher	ST2	Audi A4	1:24.134	14	84.68

Car 17 - no working transponder - Regulation Q.12.2.1 refers.  
 Car 36 - transponder working intermittently  
 Non starter - car 77

*Session Start: 16:33:30 - Finish: 16:53:31*  
*Weather/Track Conditions: Cloud / Drying*  
*Circuit: Donington Park National*  
*Track Length: 3.185 Km - 1.9791 miles*

These results are provisional until the conclusion of any judicial and technical matters.

Clerk of the Course:  <div style="text-align: right;">Julian Floyd</div>	Timekeeper:  <div style="text-align: right;">Nick Palmer</div>	Posted at:
--------------------------------------------------------------------------------	----------------------------------------------------------------------	------------

# Donington Historic Festival - 30 Apr - 2 May 2016

## HSCC Super Touring Car Trophy - Group A & Super Touring era

### Race 15 - Sector Analysis

1 Stewart Whyte (ST1)									Honda Accord								
lap	Sect-1	Speed	Sect-2	Speed	Sect-3	Speed	TopSpeed	laptime pit	lap	Sect-1	Speed	Sect-2	Speed	Sect-3	Speed	Topspeed	laptime pit
1		97.0	43.864	122.4	14.568	108.6		1:23.003	9	22.660	114.3	42.388	123.3	14.121	106.5		1:19.169
2	22.924	105.1	43.148	122.6	14.231	107.4		1:20.303	10	22.721	108.5	42.747	121.5	14.080	108.6		1:19.548
3	23.027	109.3	42.869	122.6	14.397	107.2		1:20.293	11	22.527	111.1	42.103	123.1	14.033	108.4		1:18.663
4	22.981	106.1	43.405	122.6	14.186	107.6		1:20.572	12	22.670	107.4	42.174	122.6	14.239	108.1		1:19.083
5	22.906	103.8	43.052	123.1	14.154	107.9		1:20.112	13	23.164	105.9	42.104	123.5	14.183	108.8		1:19.451
6	22.863	110.0	44.454	123.3	14.265	107.7		1:21.582	14	22.802	107.4	42.218	122.9	14.139	108.6		1:19.159
7	22.832	107.8	43.007	122.2	14.136	107.6		1:19.975	15	23.126	98.3	43.400	122.2	14.540	108.6		1:21.066
8	22.734	110.6	42.964	122.4	14.178	106.9		1:19.876	16								

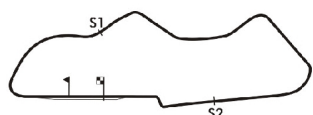
8 Darren Fielding (ST2)									BMW 318								
lap	Sect-1	Speed	Sect-2	Speed	Sect-3	Speed	TopSpeed	laptime pit	lap	Sect-1	Speed	Sect-2	Speed	Sect-3	Speed	Topspeed	laptime pit
1		90.9	47.117	112.8	15.707	100.3		1:29.769	8	24.113	106.6	46.396	112.2	15.641	98.7		1:26.150
2	25.117	101.6	45.824	113.0	15.190	100.5		1:26.131	9	24.612	108.8	45.613	113.5	15.241	100.2		1:25.466
3	23.940	106.4	45.327	113.7	15.318	100.2		1:24.585	10	24.313	104.1	45.598	113.2	15.405	99.0		1:25.316
4	24.421	106.6	46.097	113.5	15.472	99.0		1:25.990	11	24.241	102.9	52.469	90.0	15.830	99.9		1:32.540
5	25.089	104.3	45.847	114.9	15.208	99.2		1:26.144	12	24.286	96.2	46.259	112.4	15.699	98.9		1:26.244
6	24.224	103.3	46.431	112.4	15.210	98.9		1:25.865	13	26.551	86.3	45.816	112.6	15.260	99.0		1:27.627
7	24.200	104.9	45.142	114.5	15.187	98.9		1:24.529	14	24.344	98.7	46.520	112.8	16.161	89.3		1:27.025

12 Patrick Watts (ST1)									Peugeot 406								
lap	Sect-1	Speed	Sect-2	Speed	Sect-3	Speed	TopSpeed	laptime pit	lap	Sect-1	Speed	Sect-2	Speed	Sect-3	Speed	Topspeed	laptime pit
1		95.0	46.249	119.0	15.061	104.4		1:27.681	9	23.094	110.8	42.837	119.2	14.479	106.4		1:20.410
2	23.740	102.6	44.189	120.0	14.687	105.9		1:22.616	10	23.691	110.4	42.577	119.2	14.475	105.9		1:20.743
3	23.368	105.8	43.548	120.0	14.561	106.5		1:21.477	11	23.257	112.4	42.935	119.4	14.573	105.9		1:20.765
4	23.449	105.1	43.292	120.0	14.768	104.2		1:21.509	12	23.224	110.9	42.815	119.4	14.449	105.0		1:20.488
5	23.488	110.4	42.900	119.8	14.869	100.8		1:21.257	13	23.382	109.2	42.847	119.8	14.600	105.2		1:20.829
6	23.358	110.9	42.985	120.0	14.470	106.2		1:20.813	14	23.378	111.5	42.400	119.2	14.434	106.2		1:20.212
7	23.165	108.3	43.392	119.8	14.554	106.2		1:21.111	15	23.175	112.4	42.474	119.6	14.450	104.9		1:20.099
8	23.227	108.8	42.894	120.0	14.448	106.4		1:20.569	16								

17 Mark Smith (GA2)									BMW E30								
lap	Sect-1	Speed	Sect-2	Speed	Sect-3	Speed	TopSpeed	laptime pit	lap	Sect-1	Speed	Sect-2	Speed	Sect-3	Speed	Topspeed	laptime pit
1								1:28.886	9								1:22.238
2								1:26.301	10								1:23.259
3								1:23.325	11								1:23.324
4								1:24.418	12								1:22.856
5								1:24.305	13								1:22.801
6								1:24.899	14								1:22.290
7								1:22.833	15								1:21.531
8								1:23.966	16								

18 Colin Noble Jnr (GA1)									Vauxhall Vectra								
lap	Sect-1	Speed	Sect-2	Speed	Sect-3	Speed	TopSpeed	laptime pit	lap	Sect-1	Speed	Sect-2	Speed	Sect-3	Speed	Topspeed	laptime pit
1		95.0	44.935	122.9	14.398	108.4		1:24.331	8	22.655	118.1	43.306	122.4	13.999	106.9		1:19.960
2	23.318	104.0	44.168	122.2	14.094	109.0		1:21.580	9	22.647	114.9	42.726	122.6	13.751	109.0		1:19.124
3	22.995	106.1	43.375	122.4	14.450	107.4		1:20.820	10	22.751	118.7	42.479	122.9	13.858	109.3		1:19.088
4	23.086	110.2	43.241	123.3	14.014	109.1		1:20.341	11	22.664	116.6	47.177	122.2	13.807	109.1		1:23.648
5	22.873	109.2	43.892	122.9	14.112	108.6		1:20.877	12	22.762	116.8	42.448	122.2	13.972	109.7		1:19.182
6	22.947	110.6	43.157	123.3	14.071	109.0		1:20.175	13	22.678	112.0	43.588	122.2	14.247	93.6		1:20.513
7	23.059	114.1	42.638	123.1	13.932	109.5		1:19.629	14								

33 Alan Strachan (ST2)									Ford Mondeo								
lap	Sect-1	Speed	Sect-2	Speed	Sect-3	Speed	TopSpeed	laptime pit	lap	Sect-1	Speed	Sect-2	Speed	Sect-3	Speed	Topspeed	laptime pit



**Session Start: 16:33:30 - Finish: 16:53:31**  
**Weather/Track Conditions: Cloud / Drying**  
**Circuit: Donington Park National**  
**Track Length: 3.185 Km - 1.9791 miles**

# Donington Historic Festival - 30 Apr - 2 May 2016

## HSCC Super Touring Car Trophy - Group A & Super Touring era

### Race 15 - Sector Analysis

36 Keith Butcher (ST2)									Audi A4								
lap	Sect-1	Speed	Sect-2	Speed	Sect-3	Speed	TopSpeed	laptime pit	lap	Sect-1	Speed	Sect-2	Speed	Sect-3	Speed	Topspeed	laptime pit
1								1:28.201	9								1:24.494
2								1:25.257	10								1:25.238
3								1:24.392	11								1:25.092
4								1:24.388	12								1:25.488
5								1:24.511	13								1:24.570
6								1:25.531	14								1:24.134
7								1:24.933	15								1:24.347
8								1:24.770	16								

60 Mark Wright (GA5)									Ford Escort RS1800								
lap	Sect-1	Speed	Sect-2	Speed	Sect-3	Speed	TopSpeed	laptime pit	lap	Sect-1	Speed	Sect-2	Speed	Sect-3	Speed	Topspeed	laptime pit
1		82.1	48.574	119.0	15.988	102.8		1:31.455	9	22.614	109.7	41.814	120.0	14.457	106.2		1:18.885
2	24.860	95.5	46.253	119.6	15.617	103.7		1:26.730	10	22.648	110.9	41.549	121.1	14.781	103.6		1:18.978
3	24.288	101.2	45.857	120.9	14.747	104.4		1:24.892	11	22.549	114.7	41.063	121.5	14.250	104.7		1:17.862
4	23.908	102.4	44.559	121.8	15.071	103.6		1:23.538	12	22.105	113.3	41.009	121.3	14.615	103.3		1:17.729
5	24.575	102.4	43.782	122.0	14.770	104.9		1:23.127	13	22.249	114.1	40.491	120.5	14.118	108.1		1:16.858
6	23.235	107.6	44.360	117.7	15.156	106.4		1:22.751	14	22.182	113.1	40.479	120.7	13.830	107.2		1:16.491
7	23.623	102.9	45.736	120.5	15.391	104.6		1:24.750	15	21.987	116.6	40.336	121.3	13.970	105.5		1:16.293
8	23.216	107.8	43.284	119.8	14.665	104.9		1:21.165	16								

79 Mark Jones (ST1)									Renault Laguna								
lap	Sect-1	Speed	Sect-2	Speed	Sect-3	Speed	TopSpeed	laptime pit	lap	Sect-1	Speed	Sect-2	Speed	Sect-3	Speed	Topspeed	laptime pit
1		84.0	46.671	118.5	15.974	105.0		1:30.184	5	23.165	103.5	42.505	120.9	14.436	107.2		1:20.106
2	24.278	97.0	44.234	119.2	16.172	102.2		1:24.684	6	23.096	107.6	42.286	121.5	14.176	109.5		1:19.558
3	23.521	99.9	44.281	121.1	15.181	105.2		1:22.983	7	23.064	109.5	42.264	121.5	14.305	109.7		1:19.633
4	23.218	100.4	42.991	120.7	14.556	106.2		1:20.765	8	22.706	112.4	42.229	120.7	14.501	108.1		1:19.436

84 Tom Houlbrook (GA2)									BMW E30								
lap	Sect-1	Speed	Sect-2	Speed	Sect-3	Speed	TopSpeed	laptime pit	lap	Sect-1	Speed	Sect-2	Speed	Sect-3	Speed	Topspeed	laptime pit



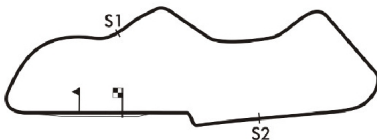
**Session Start: 16:33:30 - Finish: 16:53:31**  
**Weather/Track Conditions: Cloud / Drying**  
**Circuit: Donington Park National**  
**Track Length: 3.185 Km - 1.9791 miles**

# Donington Historic Festival - 30 Apr - 2 May 2016

## HSCC Super Touring Car Trophy - Group A & Super Touring era

### Race 15 - Best Sector Times

POS	NO	DRIVER/S	Sector 1			Sector 2			Sector 3			IDEAL LAP	BEST LAP	On
			TIME	LAP	POS	TIME	LAP	POS	TIME	LAP	POS			
1	1	Stewart Whyte	22.527	11	2	42.103	11	2	14.033	11	3	1:18.663	<b>1:18.663</b>	<b>11</b>
2	12	Patrick Watts	23.094	9	5	42.400	14	4	14.434	14	5	1:19.928	<b>1:20.099</b>	<b>15</b>
3	60	Mark Wright	21.987	15	1	40.336	15	1	13.830	14	2	1:16.153	<b>1:16.293</b>	<b>15</b>
4	17	Mark Smith											<b>1:21.531</b>	<b>15</b>
5	36	Keith Butcher											<b>1:24.134</b>	<b>14</b>
6	8	Darren Fielding	23.940	3	6	45.142	7	6	15.187	7	6	1:24.269	<b>1:24.529</b>	<b>7</b>
7	18	Colin Noble Jnr	22.647	9	3	42.448	12	5	13.751	9	1	1:18.846	<b>1:19.088</b>	<b>10</b>
8	79	Mark Jones	22.706	8	4	42.229	8	3	14.176	6	4	1:19.111	<b>1:19.436</b>	<b>8</b>
9	84	Tom Houlbrook												
10	33	Alan Strachan												



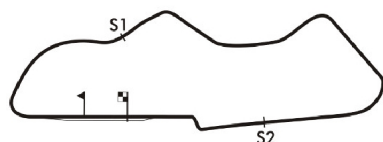
**Session Start: 16:33:30 - Finish: 16:53:31**  
**Weather/Track Conditions: Cloud / Drying**  
**Circuit: Donington Park National**  
**Track Length: 3.185 Km - 1.9791 miles**

# Donington Historic Festival - 30 Apr - 2 May 2016

## HSCC Super Touring Car Trophy - Group A & Super Touring era

### Race 15 - Best Sector Speeds

	NO	SECTOR 1	MPH	NO	SECTOR 2	MPH	NO	SECTOR 3	MPH
1	18	Colin Noble Jnr	118.7	1	Stewart Whyte	123.5	18	Colin Noble Jnr	109.7
2	60	Mark Wright	116.6	18	Colin Noble Jnr	123.3	79	Mark Jones	109.7
3	1	Stewart Whyte	114.3	60	Mark Wright	122.0	1	Stewart Whyte	108.8
4	12	Patrick Watts	112.4	79	Mark Jones	121.5	60	Mark Wright	108.1
5	79	Mark Jones	112.4	12	Patrick Watts	120.0	12	Patrick Watts	106.5
6	8	Darren Fielding	108.8	8	Darren Fielding	114.9	8	Darren Fielding	100.5
7	17	Mark Smith	0.0	17	Mark Smith	0.0	17	Mark Smith	0.0
8	33	Alan Strachan	0.0	33	Alan Strachan	0.0	33	Alan Strachan	0.0
9	36	Keith Butcher	0.0	36	Keith Butcher	0.0	36	Keith Butcher	0.0
10	84	Tom Houlbrook	0.0	84	Tom Houlbrook	0.0	84	Tom Houlbrook	0.0



**Session Start: 16:33:30 - Finish: 16:53:31**  
**Weather/Track Conditions: Cloud / Drying**  
**Circuit: Donington Park National**  
**Track Length: 3.185 Km - 1.9791 miles**

# Donington Historic Festival - 30 Apr - 2 May 2016

## HSCC Super Touring Car Trophy - Group A & Super Touring era

### Race 15 - Lap Chart

Lap 1			Lap 2			Lap 3			Lap 4			Lap 5			Lap 6		
NO	Behind	Laptime	NO	Behind	Laptime	NO	Behind	Laptime	NO	Behind	Laptime	NO	Behind	Laptime	NO	Behind	Laptime
1		1:23.003	1		1:20.303	1		1:20.293	1		1:20.572	1		1:20.112	1		1:21.582
18	1.328	1:24.331	18	2.605	1:21.580	18	3.132	1:20.820	18	2.901	1:20.341	18	3.666	1:20.877	18	2.259	1:20.175
12	4.678	1:27.681	12	6.991	1:22.616	12	8.175	1:21.477	12	9.112	1:21.509	12	10.257	1:21.257	12	9.488	1:20.813
36	5.198	1:28.201	36	10.152	1:25.257	36	14.251	1:24.392	79	14.445	1:20.765	79	14.439	1:20.106	79	12.415	1:19.558
17	5.883	1:28.886	79	11.562	1:24.684	79	14.252	1:22.983	36	18.067	1:24.388	36	22.466	1:24.511	17	26.269	1:24.899
8	6.766	1:29.769	17	11.881	1:26.301	17	14.913	1:23.325	17	18.759	1:24.418	17	22.952	1:24.305	36	26.415	1:25.531
79	7.181	1:30.184	8	12.594	1:26.131	8	16.886	1:24.585	8	22.304	1:25.990	60	25.459	1:23.127	60	26.628	1:22.751
60	8.452	1:31.455	60	14.879	1:26.730	60	19.478	1:24.892	60	22.444	1:23.538	8	28.336	1:26.144	8	32.619	1:25.865

**Session Start: 16:33:30 - Finish: 16:53:31**  
**Weather/Track Conditions: Cloud / Drying**  
**Circuit: Donington Park National**  
**Track Length: 3.185 Km - 1.9791 miles**



# Donington Historic Festival - 30 Apr - 2 May 2016

## HSCC Super Touring Car Trophy - Group A & Super Touring era

### Race 15 - Lap Chart

Lap 7			Lap 8			Lap 9			Lap 10			Lap 11			Lap 12		
NO	Behind	Laptime	NO	Behind	Laptime	NO	Behind	Laptime	NO	Behind	Laptime	NO	Behind	Laptime	NO	Behind	Laptime
1		1:19.975	1		1:19.876	1		1:19.169	1		1:19.548	1		1:18.663	1		1:19.083
18	1.913	1:19.629	18	1.997	1:19.960	18	1.952	1:19.124	18	1.492	1:19.088	18	6.477	1:23.648	18	6.576	1:19.182
12	10.624	1:21.111	12	11.317	1:20.569	12	12.558	1:20.410	12	13.753	1:20.743	12	15.855	1:20.765	12	17.260	1:20.488
79	12.073	1:19.633	79	11.633	1:19.436	60	32.408	1:18.885	60	31.838	1:18.978	60	31.037	1:17.862	60	29.683	1:17.729
17	29.127	1:22.833	60	32.692	1:21.165	17	36.286	1:22.238	17	39.997	1:23.259	17	44.658	1:23.324	17	48.431	1:22.856
36	31.373	1:24.933	17	33.217	1:23.966	36	41.592	1:24.494	36	47.282	1:25.238	36	53.711	1:25.092	36	1:00.116	1:25.488
60	31.403	1:24.750	36	36.267	1:24.770	8	49.744	1:25.466	8	55.512	1:25.316	8	1:09.389	1:32.540	8	1:16.550	1:26.244
8	37.173	1:24.529	8	43.447	1:26.150												

**Session Start: 16:33:30 - Finish: 16:53:31**  
**Weather/Track Conditions: Cloud / Drying**  
**Circuit: Donington Park National**  
**Track Length: 3.185 Km - 1.9791 miles**

# Donington Historic Festival - 30 Apr - 2 May 2016

## HSCC Super Touring Car Trophy - Group A & Super Touring era

### Race 15 - Lap Chart

Lap 13			Lap 14			Lap 15		
NO	Behind	Laptime	NO	Behind	Laptime	NO	Behind	Laptime
1		1:19.451	1		1:19.159	1		1:21.066
18	7.638	1:20.513	8	1 LAP	1:27.627	8	1 LAP	1:27.025
12	18.638	1:20.829	12	19.691	1:20.212	12	18.724	1:20.099
60	27.090	1:16.858	60	24.422	1:16.491	60	19.649	1:16.293
17	51.781	1:22.801	17	54.912	1:22.290	17	55.377	1:21.531
36	1:05.235	1:24.570	36	1:10.210	1:24.134	36	1:13.491	1:24.347

*Session Start: 16:33:30 - Finish: 16:53:31*  
*Weather/Track Conditions: Cloud / Drying*  
*Circuit: Donington Park National*  
*Track Length: 3.185 Km - 1.9791 miles*

## Donington Historic Festival - 30 Apr - 2 May 2016

'Mad Jack' for pre-War sports cars

Race 16 - Classification

Sheet No:

POS	NO	DRIVER/S	CLASS	CLASS POS	CAR MAKE / MODEL	TIME	LAPS	GAP	DIFF	MPH	BEST	ON
1	11	Wakeman-Blakeney-Edwards	PW1	1	Frazer Nash Super	40:08.498	25	-- 25 laps		73.95	1:33.317	16
2	20	Rudiger Friedrichs	PW1	2	Alvis Speed 20 SA	40:18.684	25	10.186	10.186	73.64	1:33.691	7
3	2	Sam Stretton	PW6	1	Alta Sports	40:39.781	25	31.283	21.097	73.00	1:33.385	25
4	35	Halusa-Halusa	PW2	1	Bugatti T35C	40:40.278	25	31.780	0.497	72.99	1:33.288	17
5	8	Tom McWhirter	PW7	1	Jaguar SS 100	41:23.947	25	1:15.449	43.669	71.71	1:35.375	20
6	99	Ewen Getley	PW3	1	Bentley 3/4½	40:17.057	24	-- 24 laps	30.670	70.74	1:36.771	13
7	92	Halusa-Halusa	PW7	2	Alfa Romeo 8C 2300	41:05.819	24	48.762	48.762	69.34	1:38.370	22
8	3	Morley-Morley	PW3	2	Bentley 3/4½ 2-seater	41:18.345	24	1:01.288	12.526	68.99	1:39.054	2
9	14	Chris Chilcott	PW1	3	Frazer Nash Fast Tourer	41:28.057	24	1:11.000	9.712	68.72	1:38.662	12
10	21	Richard Iliffe	PW4	1	Riley Kestrel Sports	40:13.723	23	-- 23 laps	35.239	67.88	1:40.011	23
11	9	Hudson-Morley	PW3	3	Bentley 3/4½	40:14.651	23	0.928	0.928	67.86	1:38.492	15
12	115	Jonathan Turner	PW7	3	Triumph Dolomite 8	40:19.164	23	5.441	4.513	67.74	1:41.121	13
13	10	Ball C-Ball N	PW7	4	Invicta S type Low	40:34.897	23	21.174	15.733	67.29	1:38.257	12
14	19	Trevor Swete	PW7	5	Invicta S-type	41:10.797	23	57.074	35.900	66.32	1:42.423	23
15	4	Philip Champion	PW1	4	Frazer Nash	41:19.213	23	1:05.490	8.416	66.10	1:41.658	21
16	111	Chris Lunn	PW6	2	Talbot 105 Sports 'Team	41:27.431	23	1:13.708	8.218	65.88	1:42.718	17
17	7	Heinz Stamm	PW5	1	Aston Martin 2 Litre	41:23.332	22	-- 22 laps	1:42.602	63.11	1:45.530	3
18	17	Jock Mackinnon	PW2	2	Bentley 3 litre Tourer	41:45.849	22	22.517	22.517	62.55	1:45.900	6
19	48	King-St Clair Tisdall	PW4	2	Morgan 4/4 Le Mans	41:02.594	21	-- 21 laps	1:09.603	60.75	1:49.912	6
20	33	Robert Blakemore	PW4	3	Aston Martin Ulster	41:28.220	21	25.626	25.626	60.13	1:48.176	13
21	18	Guy Northam	PW3	4	Bentley 4½	41:48.875	20	-- 20 laps	2:10.709	56.79	2:00.010	15
22	37	Sebba-Cole	PW4	4	Morgan 4/4 Le Mans	41:57.516	19	-- 19 laps	2:11.282	53.77	2:02.188	4
23	6	Nick Pellett	PW6	3	Talbot 105 Team Car	27:07.864	15	-- 15 laps		65.65	1:42.105	15
24	40	Richard Reay-Smith	PW7	6	Lagonda LG45	27:05.748	14	-- 14 laps	1:39.989	61.35	1:50.382	14
25	15	Gillett-Carr	PW1	5	Frazer Nash	16:09.768	10	-- 10 laps		73.46	1:32.258	4
26	46	Duncan Wiltshire	PW2	3	Bentley 3 Litre	9:26.663	3	-- 3 laps --	4:28.277	37.72		

----- FASTEST LAP SUMMARY -----

NO	DRIVER/S	CLASS	CAR MAKE / MODEL	FASTEST LAP	ON	MPH
15	Gillett-Carr	PW1	Frazer Nash Supersports	1:32.258	4	77.23
35	Halusa-Halusa	PW2	Bugatti T35C	1:33.288	17	76.37
2	Sam Stretton	PW6	Alta Sports	1:33.385	25	76.29
8	Tom McWhirter	PW7	Jaguar SS 100	1:35.375	20	74.70
99	Ewen Getley	PW3	Bentley 3/4½	1:36.771	13	73.62
21	Richard Iliffe	PW4	Riley Kestrel Sports	1:40.011	23	71.24
7	Heinz Stamm	PW5	Aston Martin 2 Litre Speed	1:45.530	3	67.51

Non starter - car 77

Session Start: 17:09:48 - Finish: 17:49:55

Weather/Track Conditions: Bright / Drying

Circuit: Donington Park National

Track Length: 3.185 Km - 1.9791 miles

These results are provisional until the conclusion of any judicial and technical matters.

Clerk of the Course:  <p style="text-align: right;">Julian Floyd</p>	Timekeeper:  <p style="text-align: right;">Nick Palmer</p>	Posted at:
----------------------------------------------------------------------------	------------------------------------------------------------------	------------

# Donington Historic Festival - 30 Apr - 2 May 2016

## 'Mad Jack' for pre-War sports cars

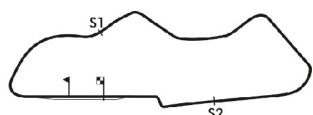
### Race 16 - Sector Analysis

2 Sam Stretton (PW6)									Alta Sports								
lap	Sect-1	Speed	Sect-2	Speed	Sect-3	Speed	TopSpeed	laptime pit	lap	Sect-1	Speed	Sect-2	Speed	Sect-3	Speed	Topspeed	laptime pit
1		76.4	52.053	92.5	17.921	84.0		1:42.867	14	27.875	89.2	50.083	90.7	16.908	83.3		1:34.866
2	27.813	92.3	50.329	92.4	17.674	82.3		1:35.816	15	35.592	88.7	50.608	88.5	17.085	83.6		1:43.285
3	27.817	92.8	50.318	84.5	17.785	84.4		1:35.920	16	27.460	91.4	49.973	92.7	18.908	82.2		1:36.341
4	27.635	95.6	50.539	92.0	17.495	82.9		1:35.669	17	27.609	92.1	49.846	91.9	16.717	83.5		1:34.172
5	28.243	81.2	50.760	91.5	17.194	82.9		1:36.197	18	27.411	94.7	49.722	95.1	16.821	84.0		1:33.954
6	27.373	91.5	50.407	93.0	17.216	82.4		1:34.996	19	27.094	89.8	50.959	92.2	17.094	85.4		1:35.147
7	27.841	88.5	51.048	89.8	17.193	83.5		1:36.082	20	27.433	91.4	50.837	92.5	16.944	83.6		1:35.214
8	27.587	87.7	50.771	90.7	17.176	83.2		1:35.534	21	27.995	96.6	49.713	91.7	17.077	82.5		1:34.785
9	28.072	89.1	51.522	91.7	18.430	81.8		1:38.024	22	27.213	95.9	49.703	93.9	17.967	82.1		1:34.883
10	28.290	84.5	51.238	90.6	16.869	83.1		1:36.397	23	27.899	92.1	51.963	93.9	17.220	85.0		1:37.082
11	27.337	91.3	50.670	88.6	18.009	80.1		1:36.016	24	27.517	94.7	50.358	92.1	16.793	86.1		1:34.668
12	27.603	89.5	50.002	93.9				1:38.836	25	27.246	93.0	49.226	92.1	16.913	85.7		1:33.385
13	Out	90.7	50.202	86.9	18.301	83.5		2:09.645 P	26								

3 Morley-Morley (PW3)									Bentley 3/4½ 2-seater								
lap	Sect-1	Speed	Sect-2	Speed	Sect-3	Speed	TopSpeed	laptime pit	lap	Sect-1	Speed	Sect-2	Speed	Sect-3	Speed	Topspeed	laptime pit
1		81.0	54.259	89.8	18.357	80.2		1:47.767	13	29.616	82.7	53.656	88.0	20.326	74.4		1:43.598
2	28.463	92.8	52.541	88.8	18.050	79.2		1:39.054	14	29.399	86.7	52.944	88.0	20.255	73.9		1:42.598
3	28.266	95.9	52.662	88.7	18.328	77.9		1:39.256	15	30.056	86.0	55.775	88.1	19.023	73.8		1:44.854
4	29.168	87.9	52.996	88.2	18.577	77.0		1:40.741	16	29.375	84.3	53.334	90.6	17.871	76.8		1:40.580
5	28.972	87.9	52.884	87.9	18.373	76.7		1:40.229	17	29.510	85.5	53.233	89.5	18.315	76.5		1:41.058
6	29.189	87.1	53.110	87.9	18.327	77.4		1:40.626	18	29.595	79.2	53.916	83.3	17.946	77.2		1:41.457
7	28.921	89.5	52.972	87.2	18.891	76.0		1:40.784	19	28.810	87.5	52.523	88.1	17.783	77.0		1:39.116
8	29.326	83.9	53.721	87.7	18.593	76.7		1:41.640	20	29.014	88.0	53.115	87.9	17.836	77.0		1:39.965
9	29.308	82.7	53.343	87.4				1:45.053	21	29.064	87.5	52.837	89.4	18.643	78.2		1:40.544
10		85.2	55.295	89.9	18.462	75.3		2:20.641 P	22	28.965	85.6	53.026	91.1	18.512	75.4		1:40.503
11	29.622	83.9	53.872	89.2	18.057	76.0		1:41.551	23	29.093	86.5	55.334	87.1	18.915	75.9		1:43.342
12	29.390	82.9	54.020	89.7	18.842	74.2		1:42.252	24	29.286	85.5	53.428	89.1	18.422	73.6		1:41.136

4 Philip Champion (PW1)									Frazer Nash Supersports								
lap	Sect-1	Speed	Sect-2	Speed	Sect-3	Speed	TopSpeed	laptime pit	lap	Sect-1	Speed	Sect-2	Speed	Sect-3	Speed	Topspeed	laptime pit
1		60.5	59.282	74.2	20.736	71.8		2:00.625	13	Out	81.1	55.958	79.6	18.899	74.2		2:29.102 P
2	31.454	79.1	56.159	80.6	19.901	73.7		1:47.514	14	29.800	87.1	54.432	81.9	18.857	73.3		1:43.089
3	31.143	80.1	55.793	82.8	20.064	77.0		1:47.000	15	29.867	85.1	54.093	83.2	18.758	75.2		1:42.718
4	30.679	80.1	56.028	80.3	20.573	72.5		1:47.280	16	30.099	89.2	56.992	79.0	18.794	75.4		1:45.885
5	30.657	70.3	56.287	80.4	20.532	71.3		1:47.476	17	29.641	85.9	54.417	84.2	18.942	76.1		1:43.000
6	30.519	81.3	56.195	85.8	19.071	74.0		1:45.785	18	29.727	88.4	54.768	84.7	18.859	73.3		1:43.354
7	30.379	83.6	55.628	83.4	18.614	77.5		1:44.621	19	31.420	80.5	54.085	86.1	19.332	75.6		1:44.837
8	31.020	82.1	57.359	84.0	19.887	72.6		1:48.266	20	29.801	84.0	53.834	83.6	18.249	77.7		1:41.884
9	30.525	87.0	55.729	80.6	19.277	72.9		1:45.531	21	29.234	86.2	53.670	82.4	18.754	76.3		1:41.658
10	30.674	83.4	54.689	80.5	18.848	76.6		1:44.211	22	29.617	85.8	56.045	85.8	18.294	75.7		1:43.956
11	30.563	86.5	54.999	81.5	18.858	73.3		1:44.420	23	29.701	90.7	54.029	79.4	19.308	77.1		1:43.038
12	30.673	85.8	55.016	77.7				1:53.963	24								

6 Nick Pellett (PW6)									Talbot 105 Team Car								
lap	Sect-1	Speed	Sect-2	Speed	Sect-3	Speed	TopSpeed	laptime pit	lap	Sect-1	Speed	Sect-2	Speed	Sect-3	Speed	Topspeed	laptime pit
1		59.1	58.085	84.0	19.999	76.7		1:58.444	9	29.295	86.0	55.638	84.0	20.382	73.3		1:45.315
2	30.499	78.6	56.089	88.5	20.077	76.1		1:46.665	10	31.484	81.1	54.786	85.4				1:48.331
3	30.198	78.1	58.254	86.7	20.402	73.4		1:48.854	11		84.8	54.095	85.8	18.806	77.8		2:27.083 P
4	30.260	80.0	56.797	82.7	18.954	78.7		1:46.011	12	30.345	80.6	53.395	82.7	19.429	76.2		1:43.169
5	29.796	83.3	54.927	85.6	18.934	78.6		1:43.657	13	29.570	81.1	54.080	82.9	18.930	76.1		1:42.580
6	29.313	83.9	54.673	81.9	19.287	76.9		1:43.273	14	29.909	81.8	54.114	83.9	19.158	78.2		1:43.181
7	30.843	79.2	55.552	80.7	19.130	77.6		1:45.525	15	29.468	82.4	53.794	84.8	18.843	77.1		1:42.105
8	29.972	85.2	54.601	83.0	19.098	76.6		1:43.671	16								



**Session Start: 17:09:48 - Finish: 17:49:55**  
**Weather/Track Conditions: Bright / Drying**  
**Circuit: Donington Park National**  
**Track Length: 3.185 Km - 1.9791 miles**

# Donington Historic Festival - 30 Apr - 2 May 2016

## 'Mad Jack' for pre-War sports cars

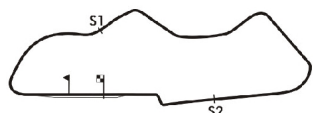
### Race 16 - Sector Analysis

7 Heinz Stamm (PW5)									Aston Martin 2 Litre Speed										
lap	Sect-1	Speed	Sect-2	Speed	Sect-3	Speed	TopSpeed	laptime	pit	lap	Sect-1	Speed	Sect-2	Speed	Sect-3	Speed	Topspeed	laptime	pit
1		76.5	56.506	81.3	19.394	80.6		1:54.285		12	32.091	73.6	57.306	75.8	20.740	70.0		1:50.137	
2	31.124	74.2	57.997	83.2	20.350	78.7		1:49.471		13	32.247	75.3	1:00.261	73.3	20.947	68.9		1:53.455	
3	30.272	69.7	56.602	86.8	18.656	81.6		1:45.530		14	31.417	73.4	1:01.402	71.9	20.935	69.4		1:53.754	
4	30.200	71.4	55.181	82.9	20.954	70.4		1:46.335		15	31.900	75.1	58.734	73.3	20.948	67.7		1:51.582	
5	32.209	77.5	59.282	77.9	20.219	75.5		1:51.710		16	31.733	81.0	57.997	75.5	20.476	70.0		1:50.206	
6	30.714	77.8	58.472	76.1	21.990	71.1		1:51.176		17	31.719	77.0	58.021	74.2	20.463	68.6		1:50.203	
7	31.412	73.0	1:00.480	77.3	19.617	75.9		1:51.509		18	31.553	76.8	59.155	68.7	20.951	67.8		1:51.659	
8	31.127	73.9	58.473	69.2	20.932	74.1		1:50.532		19	32.520	67.4	59.060	70.8	20.267	69.7		1:51.847	
9	31.208	74.9	59.498	77.9				1:52.714		20	32.879	72.8	59.974	75.6	20.669	65.8		1:53.522	
10	Out	78.3	57.315	75.7	19.969	71.3		2:27.137	P	21	32.081	78.1	59.337	75.8	20.429	68.2		1:51.847	
11	31.148	76.2	58.989	76.8	21.697	65.7		1:51.834		22	32.986	77.2	59.580	71.7	20.321	67.9		1:52.887	

8 Tom McWhirter (PW7)									Jaguar SS 100										
lap	Sect-1	Speed	Sect-2	Speed	Sect-3	Speed	TopSpeed	laptime	pit	lap	Sect-1	Speed	Sect-2	Speed	Sect-3	Speed	Topspeed	laptime	pit
1		79.0	52.774	97.2	18.633	88.8		1:45.779		14	27.255	81.7	51.316	103.1	16.948	90.9		1:35.519	
2	27.778	80.7	52.172	100.0	18.194	86.5		1:38.144		15	27.683	79.9	52.017	103.3	17.142	88.6		1:36.842	
3	28.587	80.8	51.676	101.4	17.354	90.0		1:37.617		16	27.374	82.0	50.744	101.7	17.333	88.9		1:35.451	
4	27.522	78.9	51.778	102.5	17.234	90.6		1:36.534		17	27.172	84.0	51.534	102.8	20.426	81.5		1:39.132	
5	27.364	81.1	53.452	100.8	17.453	88.9		1:38.269		18	27.544	83.1	55.346	101.7	16.948	89.2		1:39.838	
6	27.436	81.1	52.091	103.0	17.795	86.0		1:37.322		19	27.303	85.0	52.412	101.6	17.237	90.5		1:36.952	
7	27.345	85.5	51.338	102.2	17.584	86.4		1:36.267		20	27.312	85.2	51.072	101.3	16.991	89.1		1:35.375	
8	27.735	79.2	51.692	100.8	17.271	88.8		1:36.698		21	27.622	86.4	53.310	101.3	17.460	89.1		1:38.392	
9	27.460	85.3	51.266	102.5	17.481	90.6		1:36.207		22	27.867	82.4	50.754	101.6	16.949	90.0		1:35.570	
10	29.260	73.7	53.223	103.6	17.983	89.1		1:40.466		23	27.257	86.1	51.078	103.0	17.473	88.2		1:35.808	
11	27.875	82.1	50.736	104.2	17.132	89.4		1:35.743		24	27.508	84.2	51.875	103.4	18.395	86.2		1:37.778	
12	27.853	80.2	52.561	102.2				1:43.865		25	27.470	82.9	52.778	93.1	17.312	90.9		1:37.560	
13	Out	82.9	52.499	100.0	17.726	88.1		2:16.819	P	26									

9 Hudson-Morley (PW3)									Bentley 3/4½										
lap	Sect-1	Speed	Sect-2	Speed	Sect-3	Speed	TopSpeed	laptime	pit	lap	Sect-1	Speed	Sect-2	Speed	Sect-3	Speed	Topspeed	laptime	pit
1		69.6	56.590	79.7	21.640	75.5		1:57.409		13	28.983	85.2	52.145	90.6	18.618	77.7		1:39.746	
2	30.908	75.3	56.398	86.5	21.108	76.3		1:48.414		14	29.613	79.7	54.709	89.1	18.607	79.4		1:42.929	
3	30.279	75.6	58.204	81.3	20.423	76.7		1:48.906		15	28.547	84.1	51.902	90.5	18.043	78.6		1:38.492	
4	30.579	77.2	55.988	85.4	20.255	76.5		1:46.822		16	28.656	87.6	52.540	92.4	18.060	78.6		1:39.256	
5	29.756	76.0	56.556	86.5	20.131	77.3		1:46.443		17	29.016	85.5	54.968	91.6	18.025	78.1		1:42.009	
6	30.586	76.8	55.275	88.4	19.181	77.3		1:45.042		18	29.165	83.4	52.937	89.8	18.597	77.8		1:40.699	
7	30.329	76.7	56.680	86.1	19.223	76.9		1:46.232		19	28.800	84.4	52.585	88.8	18.147	77.5		1:39.532	
8	30.941	81.1	58.640	89.8	20.028	76.6		1:49.609		20	28.788	84.1	52.037	90.6	18.113	79.7		1:38.938	
9	28.798	85.5	54.494	90.6	18.747	77.0		1:42.039		21	28.644	87.4	51.563	91.2	18.445	77.3		1:38.652	
10	28.994	80.6	53.592	90.3				1:43.772		22	28.945	82.5	54.877	90.5	18.372	80.1		1:42.194	
11	Out	84.9	53.003	91.0	18.396	78.1		2:16.063	P	23	28.864	83.4	52.061	91.9	18.466	78.2		1:39.391	
12	29.521	85.0	52.692	81.8	19.849	75.7		1:42.062		24									

10 Ball C-Ball N (PW7)									Invicta S type Low Chassis										
lap	Sect-1	Speed	Sect-2	Speed	Sect-3	Speed	TopSpeed	laptime	pit	lap	Sect-1	Speed	Sect-2	Speed	Sect-3	Speed	Topspeed	laptime	pit
1		77.1	57.091	91.1	19.434	77.8		1:53.761		13	28.906	84.4	53.149	91.2	17.824	79.8		1:39.879	
2	30.593	78.7	58.516	90.3	19.409	77.8		1:48.518		14	28.385	89.0	52.946	93.1	17.815	80.8		1:39.146	
3	30.781	77.8	59.727	90.4	19.620	77.9		1:50.128		15	29.567	80.8	55.904	91.7	17.555	81.5		1:43.026	
4	30.582	80.7	56.383	89.4	20.059	75.4		1:47.024		16	28.309	90.9	56.048	90.5	18.110	80.9		1:42.467	
5	31.259	77.6	56.426	91.7	19.511	77.9		1:47.196		17	28.838	84.9	54.631	81.3	18.571	77.5		1:42.040	
6	30.135	81.4	56.609	91.4	18.967	78.5		1:45.711		18	28.767	85.4	52.348	91.7	18.116	79.3		1:39.231	
7	30.484	79.8	56.593	89.5	19.517	77.9		1:46.594		19	28.983	88.7	52.766	90.7	18.073	78.9		1:39.822	
8	30.406	80.2	58.150	91.7	21.579	72.5		1:50.135		20	29.578	75.3	53.153	92.4	17.986	81.5		1:40.717	
9	35.095	80.4	56.139	90.7				1:54.725		21	28.601	90.8	52.502	91.7	17.637	80.4		1:38.740	
10	Out	80.7	54.340	82.4	18.215	80.0		2:30.202	P	22	28.641	86.0	53.384	90.7	17.836	79.9		1:39.861	
11	28.508	88.1	52.006	85.4	17.884	81.7		1:38.398		23	28.675	89.0	52.534	90.7	18.110	79.9		1:39.319	
12	28.572	87.7	51.849	94.0	17.836	79.8		1:38.257		24									



**Session Start: 17:09:48 - Finish: 17:49:55**  
**Weather/Track Conditions: Bright / Drying**  
**Circuit: Donington Park National**  
**Track Length: 3.185 Km - 1.9791 miles**

# Donington Historic Festival - 30 Apr - 2 May 2016

## 'Mad Jack' for pre-War sports cars

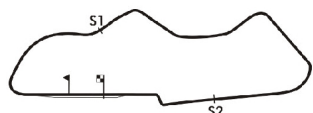
### Race 16 - Sector Analysis

11 Wakeman-Blakeney-Edwards (PW1)									Frazer Nash Super Sports								
lap	Sect-1	Speed	Sect-2	Speed	Sect-3	Speed	TopSpeed	laptime pit	lap	Sect-1	Speed	Sect-2	Speed	Sect-3	Speed	Topspeed	laptime pit
1		82.9	52.558	90.6	17.721	82.6		1:43.445	14	Out	98.8	49.045	91.9	17.000	86.5		2:02.893 P
2	27.803	92.5	49.995	89.2	18.154	81.4		1:35.952	15	27.000	98.1	49.864	93.5	17.919	82.5		1:34.783
3	27.386	89.0	49.917	89.3	17.421	83.7		1:34.724	16	26.937	100.2	49.395	90.4	16.985	85.0		1:33.317
4	27.265	95.8	49.560	90.6	16.983	83.6		1:33.808	17	27.142	98.8	48.934	93.9	17.972	83.1		1:34.048
5	27.137	95.2	49.329	90.1	17.116	82.9		1:33.582	18	27.197	99.6	52.006	91.1	17.029	83.3		1:36.232
6	26.849	97.4	49.951	93.6	18.215	83.0		1:35.015	19	26.926	99.1	50.477	81.0	17.796	81.6		1:35.199
7	27.121	96.0	49.892	93.5	17.618	85.2		1:34.631	20	27.056	99.3	48.979	93.9	17.426	81.5		1:33.461
8	27.479	98.6	48.993	94.7	18.621	82.5		1:35.093	21	26.908	98.6	49.229	89.4	17.241	82.3		1:33.378
9	27.458	86.1	52.978	93.9	16.776	85.8		1:37.212	22	27.085	94.6	50.744	88.5	17.158	83.1		1:34.987
10	27.363	90.9	50.132	93.0	16.854	86.8		1:34.349	23	26.952	94.2	50.516	93.0	16.974	84.3		1:34.442
11	26.959	90.2	50.359	93.1	16.976	87.4		1:34.294	24	26.917	99.0	49.971	92.5	18.102	82.4		1:34.990
12	26.764	97.8	51.315	94.0	17.071	85.2		1:35.150	25	27.221	98.8	49.668	89.4	17.448	81.8		1:34.337
13	26.857	95.8	52.830	91.7				1:39.176	26								

14 Chris Chilcott (PW1)									Frazer Nash Fast Tourer								
lap	Sect-1	Speed	Sect-2	Speed	Sect-3	Speed	TopSpeed	laptime pit	lap	Sect-1	Speed	Sect-2	Speed	Sect-3	Speed	Topspeed	laptime pit
1		78.3	56.692	85.3	19.665	78.0		1:53.936	13	28.975	91.8	52.821	86.5				1:42.230
2	30.597	92.4	55.773	84.5	20.197	75.7		1:46.567	14	Out	88.4	53.058	86.3	18.415	78.5		2:21.858 P
3	29.749	92.9	54.731	84.5	18.731	78.0		1:43.211	15	28.664	93.9	54.368	86.7	17.979	77.8		1:41.011
4	29.722	92.4	54.374	85.2	18.779	77.7		1:42.875	16	29.350	92.8	52.302	87.2	17.841	79.6		1:39.493
5	29.322	92.4	53.299	84.6	19.008	77.3		1:41.629	17	28.799	96.3	53.110	88.6	17.948	79.1		1:39.857
6	29.098	90.8	53.467	87.7	18.171	79.4		1:40.736	18	28.916	89.6	53.708	87.2	18.721	77.7		1:41.345
7	29.791	90.7	53.344	86.8	18.292	79.3		1:41.427	19	28.545	91.3	53.201	86.5	18.664	77.5		1:40.410
8	29.331	89.8	53.561	86.3	18.066	79.1		1:40.958	20	29.053	92.0	53.418	86.0	18.113	78.6		1:40.584
9	29.242	89.5	52.568	86.8	17.872	79.9		1:39.682	21	29.167	92.1	54.010	86.0	18.310	78.9		1:41.487
10	28.692	93.4	53.477	86.1	17.816	79.8		1:39.985	22	29.367	90.8	53.183	85.3	17.932	78.9		1:40.482
11	29.398	91.9	53.320	87.7	17.661	79.9		1:40.379	23	28.762	92.3	52.876	87.8	18.042	81.6		1:39.680
12	28.884	91.5	52.218	91.7	17.560	80.3		1:38.662	24	32.490	80.5	57.845	82.9	19.238	76.5		1:49.573

15 Gillett-Carr (PW1)									Frazer Nash Supersports								
lap	Sect-1	Speed	Sect-2	Speed	Sect-3	Speed	TopSpeed	laptime pit	lap	Sect-1	Speed	Sect-2	Speed	Sect-3	Speed	Topspeed	laptime pit
1		84.5	53.932	91.5	17.435	86.8		1:46.337	6	26.669	94.4	49.837	94.2	16.882	85.2		1:33.388
2	27.681	83.2	52.495	93.4	17.613	84.1		1:37.789	7	26.950	92.9	49.709	96.5	16.742	87.6		1:33.401
3	27.068	90.4	50.523	91.9	16.669	86.9		1:34.260	8	26.845	91.4	49.886	93.8	16.877	86.0		1:33.608
4	26.825	93.9	48.888	94.7	16.545	87.4		1:32.258	9	28.285	81.4	54.125	93.6	16.890	85.6		1:39.300
5	27.314	84.7	49.337	93.3	16.334	85.9		1:32.985	10	27.246	94.6	51.434	75.5				1:46.442

17 Jock Mackinnon (PW2)									Bentley 3 litre Tourer								
lap	Sect-1	Speed	Sect-2	Speed	Sect-3	Speed	TopSpeed	laptime pit	lap	Sect-1	Speed	Sect-2	Speed	Sect-3	Speed	Topspeed	laptime pit
1		74.7	57.659	81.1	20.652	67.1		1:59.866	12	34.538	77.2	58.556	77.4	21.062	65.9		1:54.156
2	31.079	82.4	56.249	77.7	20.270	67.6		1:47.598	13	31.718	84.0	59.649	75.1	19.958	69.9		1:51.325
3	31.146	86.5	57.437	74.7	19.903	69.8		1:48.486	14	31.943	79.3	58.263	75.9	19.728	69.5		1:49.934
4	30.956	86.5	55.179	79.5	20.247	69.6		1:46.382	15	31.276	84.8	57.080	74.3	20.328	67.5		1:48.684
5	30.971	86.7	55.793	78.3	19.642	70.7		1:46.406	16	31.537	84.3	57.959	74.2	19.819	68.5		1:49.315
6	30.803	87.0	56.314	78.3	18.783	69.9		1:45.900	17	31.730	77.8	56.972	72.0	19.647	69.3		1:48.349
7	31.559	84.4	56.575	76.0	19.496	69.3		1:47.630	18	32.036	84.2	58.766	68.6	20.811	68.6		1:51.613
8	31.950	83.2	59.250	74.6	20.638	66.9		1:51.838	19	31.955	83.1	57.510	74.6	20.021	70.1		1:49.486
9	31.477	84.4	56.038	74.9	19.526	68.1		1:47.041	20	31.575	84.3	57.813	72.9	19.547	69.1		1:48.935
10	35.797	77.5	58.250	74.6				1:57.722	21	31.858	84.6	58.895	73.5	20.180	65.4		1:50.933
11		83.6	57.021	76.1	1:07.573	53.3		3:11.392 P	22	32.651	83.2	1:00.533	71.5	19.674	63.0		1:52.858



**Session Start: 17:09:48 - Finish: 17:49:55**  
**Weather/Track Conditions: Bright / Drying**  
**Circuit: Donington Park National**  
**Track Length: 3.185 Km - 1.9791 miles**

# Donington Historic Festival - 30 Apr - 2 May 2016

## 'Mad Jack' for pre-War sports cars

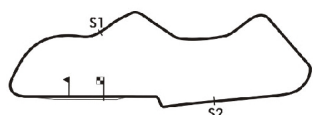
### Race 16 - Sector Analysis

18 Guy Northam (PW3)									Bentley 4½								
lap	Sect-1	Speed	Sect-2	Speed	Sect-3	Speed	TopSpeed	laptime pit	lap	Sect-1	Speed	Sect-2	Speed	Sect-3	Speed	Topspeed	laptime pit
1		65.1	1:05.592	72.3	22.986	66.7		2:15.674	11	37.302	64.2	1:04.743	72.0	21.914	66.7		2:03.959
2	36.129	65.3	1:04.903	73.5	22.806	64.4		2:03.838	12	35.279	68.6	1:04.163	73.3	21.471	64.7		2:00.913
3	35.357	67.5	1:04.770	72.9	22.265	67.3		2:02.392	13	34.743	68.5	1:03.844	72.0	22.282	64.3		2:00.869
4	35.648	65.1	1:05.287	73.5	22.195	67.1		2:03.130	14	34.541	72.6	1:07.937	74.2	23.457	64.2		2:05.935
5	35.111	65.0	1:03.784	73.3	22.198	65.4		2:01.093	15	34.656	73.8	1:03.196	71.6	22.158	66.1		2:00.010
6	35.500	70.2	1:05.364	73.7	21.932	66.4		2:02.796	16	34.690	70.3	1:03.751	72.9	21.921	66.5		2:00.362
7	35.490	72.9	1:06.637	72.8	23.609	66.2		2:05.736	17	34.641	72.3	1:03.737	71.3	22.424	61.9		2:00.802
8	34.992	68.7	1:04.345	74.7	21.784	63.9		2:01.121	18	34.996	71.1	1:04.817	71.6	22.214	63.0		2:02.027
9	35.607	66.1	1:04.357	72.9				2:07.122	19	35.826	70.8	1:04.437	74.2	21.976	66.1		2:02.239
10	Out	68.6	1:05.687	63.9	24.844	58.9		2:46.216 P	20	36.397	73.0	1:03.993	71.3	22.251	63.2		2:02.641

19 Trevor Swete (PW7)									Invicta S-type								
lap	Sect-1	Speed	Sect-2	Speed	Sect-3	Speed	TopSpeed	laptime pit	lap	Sect-1	Speed	Sect-2	Speed	Sect-3	Speed	Topspeed	laptime pit
1		65.5	58.930	90.6	20.119	70.0		1:59.869	13	29.275	93.0	54.293	87.7	18.984	74.7		1:42.552
2	30.430	86.0	55.399	90.4	20.568	71.0		1:46.397	14	29.321	89.6	55.612	87.2	18.520	76.0		1:43.453
3	30.421	79.8	57.611	89.2	19.434	78.4		1:47.466	15	30.088	83.2	56.990	90.7	18.148	81.6		1:45.226
4	29.643	82.3	56.488	89.3	19.463	78.8		1:45.594	16	29.443	91.9	57.369	89.8	20.106	70.4		1:46.918
5	29.368	83.3	55.100	87.6	18.927	74.2		1:43.395	17	29.703	88.4	56.777	88.9	18.901	75.1		1:45.381
6	29.377	94.8	57.817	82.2	19.190	76.0		1:46.384	18	29.608	80.1	56.061	87.4	18.237	76.1		1:43.906
7	29.389	86.7	54.850	89.5	19.811	75.8		1:44.050	19	29.489	88.9	54.822	86.9	18.745	74.4		1:43.056
8	29.759	87.4	54.845	88.1	19.501	74.8		1:44.105	20	29.587	88.4	55.743	86.2	18.847	78.5		1:44.177
9	29.213	87.7	55.644	80.4	19.265	76.0		1:44.122	21	29.753	91.4	55.193	90.4	18.393	75.2		1:43.339
10	29.541	90.7	54.523	89.3	19.445	75.9		1:43.509	22	30.323	76.0	58.828	89.7	18.460	74.8		1:47.611
11	29.391	83.2	56.942	89.2				1:49.354	23	29.354	83.3	54.667	88.4	18.402	80.1		1:42.423
12		78.7	55.989	86.1	18.678	75.8		2:28.510 P	24								

20 Rudiger Friedrichs (PW1)									Alvis Speed 20 SA								
lap	Sect-1	Speed	Sect-2	Speed	Sect-3	Speed	TopSpeed	laptime pit	lap	Sect-1	Speed	Sect-2	Speed	Sect-3	Speed	Topspeed	laptime pit
1		82.6	50.650	99.5	17.250	90.7		1:40.635	14	27.471	92.1	50.368	102.2				1:38.806
2	27.136	89.5	50.500	99.9	17.019	90.3		1:34.655	15		88.9	50.774	100.5	17.083	91.9		2:07.428 P
3	27.120	91.9	50.346	101.3	17.094	90.9		1:34.560	16	27.006	90.1	50.343	100.8	17.049	91.2		1:34.398
4	26.720	94.1	49.867	103.0	17.770	89.5		1:34.357	17	27.172	91.0	50.090	101.6	16.858	91.4		1:34.120
5	27.243	90.2	50.298	100.3	17.303	88.4		1:34.844	18	27.105	92.9	52.255	100.6	17.292	91.2		1:36.652
6	27.261	90.9	51.315	100.8	18.210	89.1		1:36.786	19	26.850	96.5	51.253	99.3	17.382	90.4		1:35.485
7	27.403	90.8	49.364	101.1	16.924	90.1		1:33.691	20	27.320	88.3	50.687	99.5	17.315	90.0		1:35.322
8	26.876	95.0	50.393	100.2	17.536	90.9		1:34.805	21	27.523	89.1	51.152	100.0	17.227	90.3		1:35.902
9	27.350	81.4	53.168	100.3	17.151	90.1		1:37.669	22	27.384	80.1	50.803	98.4	17.021	90.9		1:35.208
10	26.730	92.9	51.394	99.0	16.792	90.9		1:34.916	23	27.159	94.3	51.106	100.3	17.184	90.3		1:35.449
11	27.084	92.3	50.525	102.6	16.990	92.1		1:34.599	24	27.312	91.4	49.935	100.6	17.119	90.4		1:34.366
12	26.884	90.7	50.884	101.6	16.637	91.6		1:34.405	25	27.088	93.2	50.249	102.3	17.358	90.5		1:34.695
13	26.851	93.2	51.009	101.7	17.071	89.8		1:34.931	26								

21 Richard Iiffe (PW4)									Riley Kestrel Sports								
lap	Sect-1	Speed	Sect-2	Speed	Sect-3	Speed	TopSpeed	laptime pit	lap	Sect-1	Speed	Sect-2	Speed	Sect-3	Speed	Topspeed	laptime pit
1		66.9	56.933	89.4	20.052	76.4		1:56.544	13	29.287	85.0	54.114	87.1	18.222	77.4		1:41.623
2	29.680	83.4	57.495	86.0	19.839	75.7		1:47.014	14	29.144	86.0	53.945	87.9				1:47.354
3	30.667	67.1	57.607	87.6	18.084	80.1		1:46.358	15	Out	82.3	53.947	87.6	17.820	78.9		2:18.901 P
4	29.800	69.5	55.246	87.4	18.844	77.7		1:43.890	16	29.544	82.2	54.993	88.2	18.996	77.4		1:43.533
5	29.008	86.4	54.328	86.7	18.627	77.8		1:41.963	17	28.941	88.1	55.331	87.4	18.137	78.5		1:42.409
6	29.249	80.9	54.338	89.5	18.622	78.8		1:42.209	18	29.764	90.9	54.107	86.9	17.951	79.6		1:41.822
7	29.754	79.7	55.187	88.8	18.878	78.1		1:43.819	19	28.983	88.9	54.977	86.9	18.025	78.4		1:41.985
8	29.078	81.9	55.195	86.9	18.290	77.9		1:42.563	20	29.221	85.4	55.527	72.9	18.856	78.1		1:43.604
9	29.070	84.8	54.703	87.0	18.306	78.9		1:42.079	21	29.345	86.4	53.459	87.9	18.153	79.3		1:40.957
10	28.894	84.3	53.491	89.1	18.063	78.2		1:40.448	22	30.026	80.4	53.933	89.8	18.487	78.1		1:42.446
11	28.749	89.6	54.258	88.1	18.464	79.4		1:41.471	23	29.148	93.7	53.033	87.6	17.830	78.9		1:40.011
12	28.727	87.0	54.051	88.7	17.942	79.0		1:40.720	24								



**Session Start: 17:09:48 - Finish: 17:49:55**  
**Weather/Track Conditions: Bright / Drying**  
**Circuit: Donington Park National**  
**Track Length: 3.185 Km - 1.9791 miles**

# Donington Historic Festival - 30 Apr - 2 May 2016

## 'Mad Jack' for pre-War sports cars

### Race 16 - Sector Analysis

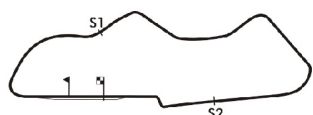
33 Robert Blakemore (PW4)									Aston Martin Ulster										
lap	Sect-1	Speed	Sect-2	Speed	Sect-3	Speed	TopSpeed	laptime	pit	lap	Sect-1	Speed	Sect-2	Speed	Sect-3	Speed	Topspeed	laptime	pit
1		64.7	1:03.400	76.5	20.779	67.2		2:06.131		12	32.426	81.1	57.343	78.1	19.790	69.7		1:49.559	
2	33.127	75.1	1:01.126	74.1	20.890	66.7		1:55.143		13	31.347	83.4	56.559	79.6	20.270	67.3		1:48.176	
3	33.464	74.8	1:00.007	76.6	20.462	68.6		1:53.933		14	31.421	82.6	59.102	80.5	20.514	72.2		1:51.037	
4	32.407	80.1	59.093	75.1	20.172	69.2		1:51.672		15	30.940	82.8	59.223	79.3	19.834	72.2		1:49.997	
5	31.494	81.1	58.214	78.5	20.328	70.2		1:50.036		16	31.041	83.5	57.508	77.8	20.613	73.3		1:49.162	
6	31.392	81.4	58.372	75.9				1:54.337		17	30.790	84.5	57.873	78.4	20.071	71.6		1:48.734	
7	Out	78.4	58.706	78.5	20.196	68.4		3:32.450	P	18	30.961	84.6	57.291	78.2	20.554	72.0		1:48.806	
8	31.547	80.0	58.454	78.1	21.577	67.3		1:51.578		19	31.485	82.8	57.945	80.0	19.869	69.6		1:49.299	
9	31.524	80.5	57.812	78.0				1:51.795		20	32.631	82.0	59.074	79.2	20.697	74.8		1:52.402	
10	Out	70.5	59.956	74.0	23.107	68.2		2:35.367	P	21	31.722	83.1	56.541	80.0	21.791	70.4		1:50.054	
11	31.645	81.8	57.192	80.1	19.715	69.8		1:48.552		22									

35 Halusa-Halusa (PW2)									Bugatti T35C										
lap	Sect-1	Speed	Sect-2	Speed	Sect-3	Speed	TopSpeed	laptime	pit	lap	Sect-1	Speed	Sect-2	Speed	Sect-3	Speed	Topspeed	laptime	pit
1		91.2	50.688	101.7	17.341	90.1		1:40.412		14	27.310	90.4	50.030	100.9	18.841	88.7		1:36.181	
2	27.103	93.0	50.212	101.9	17.032	89.5		1:34.347		15	27.176	91.9	50.350	103.6				1:38.637	
3	27.087	90.8	50.259	102.3	16.937	90.7		1:34.283		16	Out	91.4	50.326	102.6	16.861	92.2		2:08.518	P
4	26.860	91.9	49.798	104.4	17.066	92.4		1:33.724		17	26.461	95.1	49.946	104.6	16.881	91.6		1:33.288	
5	26.936	89.2	50.191	102.8	17.119	91.5		1:34.246		18	26.497	91.6	50.085	104.7	17.598	89.3		1:34.180	
6	26.921	86.3	51.279	101.4	17.334	91.7		1:35.534		19	27.107	88.5	50.745	103.4	16.970	91.7		1:34.822	
7	26.955	92.4	50.246	102.2	17.129	91.7		1:34.330		20	27.224	87.3	49.848	104.4	17.014	93.1		1:34.086	
8	27.135	93.4	50.658	104.4	16.994	91.9		1:34.787		21	27.535	92.6	49.901	100.3	17.583	92.1		1:35.019	
9	28.844	83.0	52.525	102.2	17.106	91.2		1:38.475		22	26.876	90.1	50.122	100.8	17.434	93.0		1:34.432	
10	27.137	86.8	51.524	102.5	17.152	92.0		1:35.813		23	26.669	92.3	51.861	102.5	16.962	92.5		1:35.492	
11	27.353	90.2	50.571	102.2	17.364	88.4		1:35.288		24	26.396	92.6	49.633	103.4	18.115	90.4		1:34.144	
12	26.718	91.9	51.318	100.6	17.262	93.0		1:35.298		25	26.615	93.3	51.648	90.1	16.976	90.3		1:35.239	
13	26.752	91.4	1:15.582	98.6	17.369	89.3		1:59.703		26									

37 Sebba-Cole (PW4)									Morgan 4/4 Le Mans										
lap	Sect-1	Speed	Sect-2	Speed	Sect-3	Speed	TopSpeed	laptime	pit	lap	Sect-1	Speed	Sect-2	Speed	Sect-3	Speed	Topspeed	laptime	pit
1		73.0	1:05.927	66.6	22.624	60.7		2:19.223		11	37.693	68.0	1:10.742	66.2	26.030	58.3		2:14.465	
2	35.618	74.7	1:06.599	65.0	22.646	60.1		2:04.863		12	37.600	69.3	1:11.551	65.6	24.410	59.1		2:13.561	
3	35.616	77.8	1:05.118	66.5	23.082	62.1		2:03.816		13	36.590	74.2	1:09.090	64.7	24.320	60.2		2:10.000	
4	35.484	79.1	1:04.502	63.2	22.202	63.6		2:02.188		14	36.464	70.6	1:10.297	64.3	23.621	59.7		2:10.382	
5	35.556	78.4	1:04.618	64.1	22.117	63.8		2:02.291		15	36.526	74.2	1:10.055	66.9	25.470	55.9		2:12.051	
6	35.855	70.2	1:04.755	63.4	22.617	63.5		2:03.227		16	37.953	69.5	1:11.914	65.8	23.659	61.5		2:13.526	
7	37.473	68.0	1:05.808	64.9	22.131	63.2		2:05.412		17	37.417	70.2	1:11.837	65.9	25.351	55.1		2:14.605	
8	35.296	75.2	1:04.862	64.1				2:08.129		18	39.746	72.3	1:11.030	68.6	23.966	59.9		2:14.742	
9	Out	69.3	1:11.287	66.3	23.478	62.2		2:58.695	P	19	38.829	69.4	1:09.873	65.2	24.261	56.7		2:12.963	
10	37.508	65.6	1:11.015	66.0	24.854	60.3		2:13.377		20									

40 Richard Reay-Smith (PW7)									Lagonda LG45										
lap	Sect-1	Speed	Sect-2	Speed	Sect-3	Speed	TopSpeed	laptime	pit	lap	Sect-1	Speed	Sect-2	Speed	Sect-3	Speed	Topspeed	laptime	pit
1		72.7	1:02.817	85.6	20.825	71.7		2:07.462		8	Out	80.0	1:01.290	83.5	20.733	69.7		2:22.932	P
2	32.135	73.1	1:01.731	83.3	21.204	70.6		1:55.070		9	31.984	78.7	58.749	83.5	20.932	68.7		1:51.665	
3	32.592	71.4	1:00.971	83.1	20.277	71.0		1:53.840		10	31.806	84.2	59.337	84.6	20.874	69.9		1:52.017	
4	32.126	80.1	1:00.811	82.4	20.723	70.1		1:53.660		11	31.103	86.8	59.706	74.1	23.435	68.6		1:54.244	
5	31.078	84.4	1:00.424	84.9	20.568	71.0		1:52.070		12	32.732	79.8	58.962	82.9	21.224	68.5		1:52.918	
6	30.914	87.5	59.519	83.5	20.396	71.0		1:50.829		13	31.738	81.6	59.604	82.1	20.323	71.4		1:51.665	
7	31.464	80.8	1:00.319	84.2				1:56.994		14	30.876	84.4	59.435	84.5	20.071	69.2		1:50.382	

46 Duncan Wiltshire (PW2)									Bentley 3 Litre										
lap	Sect-1	Speed	Sect-2	Speed	Sect-3	Speed	TopSpeed	laptime	pit	lap	Sect-1	Speed	Sect-2	Speed	Sect-3	Speed	Topspeed	laptime	pit
1		80.3	1:00.251	75.0	20.122	71.4		2:03.682		3		81.9	1:01.153	59.2	In			5:29.202	P
2	31.677	83.7	59.061	62.7				1:53.779		4									



**Session Start: 17:09:48 - Finish: 17:49:55**  
**Weather/Track Conditions: Bright / Drying**  
**Circuit: Donington Park National**  
**Track Length: 3.185 Km - 1.9791 miles**



# Donington Historic Festival - 30 Apr - 2 May 2016

## 'Mad Jack' for pre-War sports cars

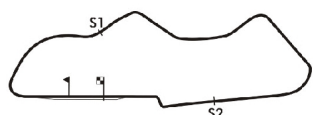
### Race 16 - Sector Analysis

48 King-St Clair Tisdall (PW4)									Morgan 4/4 Le Mans											
lap	Sect-1	Speed	Sect-2	Speed	Sect-3	Speed	TopSpeed	laptime	pit	lap	Sect-1	Speed	Sect-2	Speed	Sect-3	Speed	Topspeed	laptime	pit	
1		79.4	1:02.120	72.7	22.043	62.3		2:08.822		12		71.7	1:02.468	69.5	21.414	63.0		2:37.436	P	
2	32.692	80.4	1:01.770	70.0	20.672	63.9		1:55.134		13	33.942	74.6	1:01.576	68.7	21.473	63.3		1:56.991		
3	32.605	79.7	1:01.730	70.1	20.145	63.9		1:54.480		14	33.611	72.2	1:01.820	70.4	20.981	63.5		1:56.412		
4	32.550	81.6	59.860	70.1	20.232	64.4		1:52.642		15	33.899	73.9	1:04.201	71.7	20.822	64.6		1:58.922		
5	32.350	81.1	1:00.654	71.2	19.896	65.8		1:52.900		16	32.871	77.7	1:03.027	69.7	21.654	63.5		1:57.552		
6	32.236	80.8	57.727	72.5	19.949	64.6		1:49.912		17	33.669	76.9	1:02.042	67.8	21.468	62.2		1:57.179		
7	32.157	81.4	58.769	69.3	21.068	62.2		1:51.994		18	33.766	77.0	1:02.666	69.1	21.452	63.6		1:57.884		
8	32.917	80.7	57.954	70.8	20.063	64.1		1:50.934		19	33.482	76.2	1:02.845	69.4	21.077	63.2		1:57.404		
9	32.652	81.0	57.623	70.0	20.314	63.2		1:50.589		20	33.359	75.3	1:02.112	68.7	20.882	63.3		1:56.353		
10	32.418	82.7	58.498	74.1	19.572	64.9		1:50.488		21	33.367	75.9	1:01.724	68.4	21.008	62.9		1:56.099		
11	32.298	81.1	58.024	74.3				1:52.467		22										

92 Halusa-Halusa (PW7)									Alfa Romeo 8C 2300 Zagato Spyder										
lap	Sect-1	Speed	Sect-2	Speed	Sect-3	Speed	TopSpeed	laptime	pit	lap	Sect-1	Speed	Sect-2	Speed	Sect-3	Speed	Topspeed	laptime	pit
1		73.0	55.347	92.4	18.899	82.6		1:49.794		13		83.5	52.957	92.7	18.021	82.5		2:19.282	P
2	29.661	81.1	54.815	90.5	19.783	80.5		1:44.259		14	29.309	86.2	54.002	94.4	18.013	82.9		1:41.324	
3	29.819	83.0	55.247	87.4	20.219	79.2		1:45.285		15	28.542	89.6	53.464	95.1	18.410	82.3		1:40.416	
4	29.622	79.4	54.378	93.4	18.738	81.0		1:42.738		16	28.477	86.3	52.484	94.2	17.856	82.5		1:38.817	
5	29.468	82.2	54.463	89.8	19.209	81.3		1:43.140		17	29.212	86.0	54.064	93.6	18.062	81.9		1:41.338	
6	28.849	84.3	54.124	88.7	19.171	81.4		1:42.144		18	28.267	88.4	52.454	93.1	17.980	81.9		1:38.701	
7	29.295	84.3	53.872	92.9	18.481	82.2		1:41.648		19	29.873	78.3	52.971	94.0	17.808	83.2		1:40.652	
8	28.876	86.4	53.105	94.0	17.971	83.1		1:39.952		20	28.079	89.0	52.632	95.0	17.923	82.4		1:38.634	
9	28.572	83.2	53.182	92.7	17.820	82.0		1:39.574		21	28.841	86.2	53.166	93.0	17.838	82.7		1:39.845	
10	28.644	85.9	53.156	93.9	18.186	83.1		1:39.986		22	28.300	88.5	52.156	92.7	17.914	83.4		1:38.370	
11	28.807	84.3	52.120	96.3	17.827	84.5		1:38.754		23	28.578	89.0	53.170	93.4	17.815	82.7		1:39.563	
12	28.981	79.4	52.789	95.5				1:42.494		24	28.449	90.3	52.293	93.6	18.367	81.2		1:39.109	

99 Ewen Getley (PW3)									Bentley 3/4½										
lap	Sect-1	Speed	Sect-2	Speed	Sect-3	Speed	TopSpeed	laptime	pit	lap	Sect-1	Speed	Sect-2	Speed	Sect-3	Speed	Topspeed	laptime	pit
1		78.3	52.683	95.0	17.950	82.0		1:44.561		13	27.912	90.4	51.594	95.1	17.265	81.7		1:36.771	
2	28.011	89.8	51.898	93.3	17.666	80.4		1:37.575		14	28.450	87.2	52.745	94.2	17.392	81.0		1:38.587	
3	27.800	92.8	52.955	93.3	17.454	81.5		1:38.209		15	27.871	91.3	51.625	93.9	17.767	81.3		1:37.263	
4	27.818	89.8	52.193	93.1	17.758	80.1		1:37.769		16	27.892	84.7	54.925	93.6	17.224	82.2		1:40.041	
5	28.426	84.8	53.749	92.4	17.765	80.2		1:39.940		17	27.631	91.9	51.674	96.6	18.427	78.7		1:37.732	
6	27.923	92.1	51.579	95.1	17.808	79.9		1:37.310		18	27.983	86.8	57.773	92.0	17.923	80.3		1:43.679	
7	27.942	92.0	52.516	94.3	17.566	81.4		1:38.024		19	28.133	85.8	52.546	93.5	18.395	79.0		1:39.074	
8	28.046	91.0	52.016	93.3	17.720	79.5		1:37.782		20	28.240	86.6	52.344	91.7	18.893	76.4		1:39.477	
9	27.756	91.5	52.002	93.5	17.944	79.9		1:37.702		21	28.419	87.3	52.268	90.7	18.027	79.6		1:38.714	
10	28.184	83.4	54.402	94.0	17.843	80.0		1:40.429		22	28.874	84.8	52.674	89.7	18.225	78.9		1:39.773	
11	28.317	81.4	52.291	94.0				1:41.805		23	28.929	85.5	52.269	89.3	17.601	81.6		1:38.799	
12		90.4	51.059	97.4	18.124	80.6		2:16.965	P	24	28.171	86.3	53.267	94.0	17.638	81.5		1:39.076	

111 Chris Lunn (PW6)									Talbot 105 Sports 'Team Car'											
lap	Sect-1	Speed	Sect-2	Speed	Sect-3	Speed	TopSpeed	laptime	pit	lap	Sect-1	Speed	Sect-2	Speed	Sect-3	Speed	Topspeed	laptime	pit	
1		64.4	59.735	85.4	21.387	76.3		2:02.598		13	30.248	82.2	56.931	82.9	19.231	78.6		1:46.410		
2	31.031	78.7	56.738	83.3	20.039	75.5		1:47.808		14	29.976	83.6	55.114	83.2	18.963	78.2		1:44.053		
3	31.053	79.9	55.856	84.5	19.447	78.6		1:46.356		15	29.800	82.4	55.350	84.5	18.669	78.5		1:43.819		
4	30.891	79.6	55.859	85.4	20.354	76.6		1:47.104		16	29.917	81.1	57.332	82.8	18.665	77.3		1:45.914		
5	30.462	79.7	55.492	81.5	21.299	75.8		1:47.253		17	29.411	84.2	54.542	84.0	18.765	78.8		1:42.718		
6	30.368	78.9	55.358	81.3	20.033	78.1		1:45.759		18	29.760	84.2	55.060	83.4	19.094	77.0		1:43.914		
7	30.008	82.0	55.222	83.5	19.094	79.7		1:44.324		19	31.117	81.2	54.608	83.6	18.725	76.9		1:44.450		
8	31.076	66.7	57.344	84.8	19.523	75.3		1:47.943		20	31.166	80.2	54.149	85.9	18.698	78.0		1:44.013		
9	31.376	81.0	56.862	83.0				1:51.646		21	29.428	83.5	53.753	84.8	19.750	77.2		1:42.931		
10	Out	81.4	54.957	85.1	18.935	77.1		2:24.599	P	22	29.337	82.6	56.611	78.9	19.866	77.3		1:45.814		
11	31.182	73.9	55.926	82.7	19.060	79.0		1:46.168		23	30.746	76.2	55.160	80.3	20.795	76.2		1:46.701		
12	30.377	82.3	55.839	84.2	18.920	77.3		1:45.136		24										



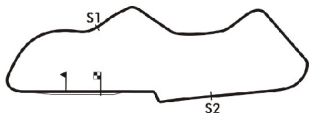
**Session Start: 17:09:48 - Finish: 17:49:55**  
**Weather/Track Conditions: Bright / Drying**  
**Circuit: Donington Park National**  
**Track Length: 3.185 Km - 1.9791 miles**

# Donington Historic Festival - 30 Apr - 2 May 2016

## 'Mad Jack' for pre-War sports cars

### Race 16 - Sector Analysis

115 Jonathan Turner (PW7)									Triumph Dolomite 8								
lap	Sect-1	Speed	Sect-2	Speed	Sect-3	Speed	TopSpeed	laptime pit	lap	Sect-1	Speed	Sect-2	Speed	Sect-3	Speed	Topspeed	laptime pit
1		63.7	56.827	87.2	20.748	80.0		1:57.506	13	29.267	76.9	53.530	88.9	18.324	82.3		1:41.121
2	30.068	75.7	56.078	88.7	19.230	80.7		1:45.376	14	29.356	75.8	53.452	89.5	18.470	82.4		1:41.278
3	30.686	72.1	55.632	86.3	19.220	80.9		1:45.538	15	28.917	77.8	54.643	87.2	18.530	81.5		1:42.090
4	30.562	76.4	54.327	86.2	18.976	80.5		1:43.865	16	29.160	81.2	53.450	88.1				1:43.762
5	29.887	75.6	54.221	84.9	18.923	81.2		1:43.031	17		79.8	54.600	86.3	18.557	81.9		2:14.831 P
6	29.373	77.5	54.066	87.9	18.743	81.4		1:42.182	18	29.431	77.6	54.138	85.6	19.331	76.4		1:42.900
7	30.051	76.3	54.920	86.8	18.856	80.9		1:43.827	19	30.167	77.5	54.517	83.5	19.196	77.9		1:43.880
8	29.260	79.2	54.362	86.4	18.631	81.6		1:42.253	20	30.124	77.8	56.417	84.2	18.928	79.5		1:45.469
9	29.248	81.1	54.249	85.8	18.859	81.4		1:42.356	21	30.044	75.5	54.777	83.4	19.110	79.6		1:43.931
10	28.997	78.5	53.606	85.9	19.133	81.8		1:41.736	22	29.920	78.4	53.929	84.2	19.255	82.1		1:43.104
11	29.203	77.6	54.570	91.4	18.761	81.5		1:42.534	23	30.410	71.8	55.444	82.0	19.042	79.2		1:44.896
12	29.057	78.8	54.147	91.0	18.494	81.9		1:41.698	24								

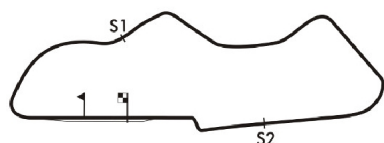


# Donington Historic Festival - 30 Apr - 2 May 2016

## 'Mad Jack' for pre-War sports cars

### Race 16 - Best Sector Times

POS	NO	DRIVER/S	Sector 1			Sector 2			Sector 3			IDEAL LAP	BEST LAP	On
			TIME	LAP	POS	TIME	LAP	POS	TIME	LAP	POS			
1	11	Wakeman-Blakeney-Edwards	26.764	12	4	48.934	17	2	16.776	9	4	1:32.474	<b>1:33.317</b>	<b>16</b>
2	20	Rudiger Friedrichs	26.720	4	3	49.364	7	4	16.637	12	2	1:32.721	<b>1:33.691</b>	<b>7</b>
3	2	Sam Stretton	27.094	19	5	49.226	25	3	16.717	17	3	1:33.037	<b>1:33.385</b>	<b>25</b>
4	35	Halusa-Halusa	26.396	24	1	49.633	24	5	16.861	16	5	1:32.890	<b>1:33.288</b>	<b>17</b>
5	8	Tom McWhirter	27.172	17	6	50.736	11	6	16.948	14	6	1:34.856	<b>1:35.375</b>	<b>20</b>
6	99	Ewen Getley	27.631	17	7	51.059	12	7	17.224	16	7	1:35.914	<b>1:36.771</b>	<b>13</b>
7	92	Halusa-Halusa	28.079	20	8	52.120	11	10	17.808	19	11	1:38.007	<b>1:38.370</b>	<b>22</b>
8	3	Morley-Morley	28.266	3	9	52.523	19	12	17.783	19	10	1:38.572	<b>1:39.054</b>	<b>2</b>
9	14	Chris Chilcott	28.545	19	11	52.218	12	11	17.560	12	9	1:38.323	<b>1:38.662</b>	<b>12</b>
10	21	Richard Iliffe	28.727	12	13	53.033	23	13	17.820	15	12	1:39.580	<b>1:40.011</b>	<b>23</b>
11	9	Hudson-Morley	28.547	15	12	51.563	21	8	18.025	17	13	1:38.135	<b>1:38.492</b>	<b>15</b>
12	115	Jonathan Turner	28.917	15	14	53.450	16	15	18.324	13	16	1:40.691	<b>1:41.121</b>	<b>13</b>
13	10	Ball C-Ball N	28.309	16	10	51.849	12	9	17.555	15	8	1:37.713	<b>1:38.257</b>	<b>12</b>
14	19	Trevor Swete	29.213	9	15	54.293	13	18	18.148	15	14	1:41.654	<b>1:42.423</b>	<b>23</b>
15	4	Philip Champion	29.234	21	16	53.670	21	16	18.249	20	15	1:41.153	<b>1:41.658</b>	<b>21</b>
16	111	Chris Lunn	29.337	22	18	53.753	21	17	18.665	16	18	1:41.755	<b>1:42.718</b>	<b>17</b>
17	7	Heinz Stamm	30.200	4	19	55.181	4	20	18.656	3	17	1:44.037	<b>1:45.530</b>	<b>3</b>
18	17	Jock Mackinnon	30.803	6	21	55.179	4	19	18.783	6	19	1:44.765	<b>1:45.900</b>	<b>6</b>
19	48	King-St Clair Tisdall	32.157	7	24	57.623	9	22	19.572	10	21	1:49.352	<b>1:49.912</b>	<b>6</b>
20	33	Robert Blakemore	30.790	17	20	56.541	21	21	19.715	11	22	1:47.046	<b>1:48.176</b>	<b>13</b>
21	18	Guy Northam	34.541	14	25	1:03.196	15	25	21.471	12	25	1:59.208	<b>2:00.010</b>	<b>15</b>
22	37	Sebba-Cole	35.296	8	26	1:04.502	4	26	22.117	5	26	2:01.915	<b>2:02.188</b>	<b>4</b>
23	6	Nick Pellett	29.295	9	17	53.395	12	14	18.806	11	20	1:41.496	<b>1:42.105</b>	<b>15</b>
24	40	Richard Reay-Smith	30.876	14	22	58.749	9	23	20.071	14	23	1:49.696	<b>1:50.382</b>	<b>14</b>
25	15	Gillett-Carr	26.669	6	2	48.888	4	1	16.334	5	1	1:31.891	<b>1:32.258</b>	<b>4</b>
26	46	Duncan Wiltshire	31.677	2	23	59.061	2	24	20.122	1	24	1:50.860		



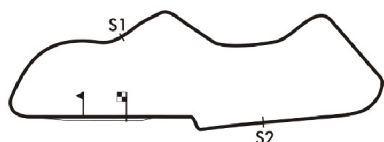
**Session Start: 17:09:48 - Finish: 17:49:55**  
**Weather/Track Conditions: Bright / Drying**  
**Circuit: Donington Park National**  
**Track Length: 3.185 Km - 1.9791 miles**

# Donington Historic Festival - 30 Apr - 2 May 2016

## 'Mad Jack' for pre-War sports cars

### Race 16 - Best Sector Speeds

	NO	SECTOR 1	MPH	NO	SECTOR 2	MPH	NO	SECTOR 3	MPH
1	11	Wakeman-Blakeney-Edwar	100.2	35	Halusa-Halusa	104.7	35	Halusa-Halusa	93.1
2	2	Sam Stretton	96.6	8	Tom McWhirter	104.2	20	Rudiger Friedrichs	92.1
3	20	Rudiger Friedrichs	96.5	20	Rudiger Friedrichs	103.0	8	Tom McWhirter	90.9
4	14	Chris Chilcott	96.3	99	Ewen Getley	97.4	15	Gillett-Carr	87.6
5	3	Morley-Morley	95.9	15	Gillett-Carr	96.5	11	Wakeman-Blakeney-Edward	87.4
6	35	Halusa-Halusa	95.1	92	Halusa-Halusa	96.3	2	Sam Stretton	86.1
7	19	Trevor Swete	94.8	2	Sam Stretton	95.1	92	Halusa-Halusa	84.5
8	15	Gillett-Carr	94.6	11	Wakeman-Blakeney-Edward	94.7	115	Jonathan Turner	82.4
9	21	Richard Iliffe	93.7	10	Ball C-Ball N	94.0	99	Ewen Getley	82.2
10	99	Ewen Getley	92.8	9	Hudson-Morley	92.4	10	Ball C-Ball N	81.7
11	10	Ball C-Ball N	90.9	14	Chris Chilcott	91.7	7	Heinz Stamm	81.6
12	4	Philip Champion	90.7	115	Jonathan Turner	91.4	14	Chris Chilcott	81.6
13	92	Halusa-Halusa	90.3	3	Morley-Morley	91.1	19	Trevor Swete	81.6
14	9	Hudson-Morley	87.6	19	Trevor Swete	90.7	3	Morley-Morley	80.2
15	40	Richard Reay-Smith	87.5	21	Richard Iliffe	89.8	9	Hudson-Morley	80.1
16	17	Jock Mackinnon	87.0	6	Nick Pellett	88.5	21	Richard Iliffe	80.1
17	8	Tom McWhirter	86.4	7	Heinz Stamm	86.8	111	Chris Lunn	79.7
18	6	Nick Pellett	86.0	4	Philip Champion	86.1	6	Nick Pellett	78.7
19	33	Robert Blakemore	84.6	111	Chris Lunn	85.9	4	Philip Champion	77.7
20	111	Chris Lunn	84.2	40	Richard Reay-Smith	85.6	33	Robert Blakemore	74.8
21	46	Duncan Wiltshire	83.7	17	Jock Mackinnon	81.1	40	Richard Reay-Smith	71.7
22	48	King-St Clair Tisdall	82.7	33	Robert Blakemore	80.5	46	Duncan Wiltshire	71.4
23	115	Jonathan Turner	81.2	46	Duncan Wiltshire	75.0	17	Jock Mackinnon	70.7
24	7	Heinz Stamm	81.0	18	Guy Northam	74.7	18	Guy Northam	67.3
25	37	Sebba-Cole	79.1	48	King-St Clair Tisdall	74.3	48	King-St Clair Tisdall	65.8
26	18	Guy Northam	73.8	37	Sebba-Cole	68.6	37	Sebba-Cole	63.8



**Session Start: 17:09:48 - Finish: 17:49:55**  
**Weather/Track Conditions: Bright / Drying**  
**Circuit: Donington Park National**  
**Track Length: 3.185 Km - 1.9791 miles**

# Donington Historic Festival - 30 Apr - 2 May 2016

## 'Mad Jack' for pre-War sports cars

### Race 16 - Lap Chart

Lap 1			Lap 2			Lap 3			Lap 4			Lap 5			Lap 6		
NO	Behind	Laptime	NO	Behind	Laptime	NO	Behind	Laptime	NO	Behind	Laptime	NO	Behind	Laptime	NO	Behind	Laptime
35		1:40.412	35		1:34.347	35		1:34.283	35		1:33.724	35		1:34.246	35		1:35.534
20	0.223	1:40.635	20	0.531	1:34.655	20	0.808	1:34.560	20	1.441	1:34.357	20	2.039	1:34.844	20	3.291	1:36.786
2	2.455	1:42.867	2	3.924	1:35.816	11	5.079	1:34.724	37	1 LAP	2:03.816	11	4.499	1:33.582	11	3.980	1:35.015
11	3.033	1:43.445	11	4.638	1:35.952	2	5.561	1:35.920	11	5.163	1:33.808	15	6.617	1:32.985	33	1 LAP	1:50.036
99	4.149	1:44.561	99	7.377	1:37.575	15	9.344	1:34.260	2	7.506	1:35.669	2	9.457	1:36.197	15	4.471	1:33.388
8	5.367	1:45.779	8	9.164	1:38.144	99	11.303	1:38.209	15	7.878	1:32.258	8	19.331	1:38.269	2	8.919	1:34.996
15	5.925	1:46.337	15	9.367	1:37.789	8	12.498	1:37.617	8	15.308	1:36.534	99	21.042	1:39.940	40	1 LAP	1:52.070
3	7.355	1:47.767	3	12.062	1:39.054	3	17.035	1:39.256	99	15.348	1:37.769	18	1 LAP	2:03.130	48	1 LAP	1:52.900
92	9.382	1:49.794	92	19.294	1:44.259	92	30.296	1:45.285	3	24.052	1:40.741	3	30.035	1:40.229	8	21.119	1:37.322
10	13.349	1:53.761	14	25.744	1:46.567	14	34.672	1:43.211	92	39.310	1:42.738	37	1 LAP	2:02.188	99	22.818	1:37.310
14	13.524	1:53.936	10	27.520	1:48.518	115	39.378	1:45.538	14	43.823	1:42.875	92	48.204	1:43.140	3	35.127	1:40.626
7	13.873	1:54.285	115	28.123	1:45.376	7	40.244	1:45.530	115	49.519	1:43.865	14	51.206	1:41.629	18	1 LAP	2:01.093
21	16.132	1:56.544	21	28.799	1:47.014	21	40.874	1:46.358	21	51.040	1:43.890	115	58.304	1:43.031	92	54.814	1:42.144
9	16.997	1:57.409	7	28.997	1:49.471	10	43.365	1:50.128	7	52.855	1:46.335	21	58.757	1:41.963	14	56.408	1:40.736
115	17.094	1:57.506	6	30.350	1:46.665	19	44.690	1:47.466	19	56.560	1:45.594	19	1:05.709	1:43.395	37	1 LAP	2:02.291
6	18.032	1:58.444	9	31.064	1:48.414	6	44.921	1:48.854	10	56.665	1:47.024	6	1:06.619	1:43.657	115	1:04.952	1:42.182
17	19.454	1:59.866	19	31.507	1:46.397	9	45.687	1:48.906	6	57.208	1:46.011	10	1:09.615	1:47.196	21	1:05.432	1:42.209
19	19.457	1:59.869	17	32.705	1:47.598	4	46.097	1:47.000	9	58.785	1:46.822	7	1:10.319	1:51.710	6	1:14.358	1:43.273
4	20.213	2:00.625	4	33.380	1:47.514	17	46.908	1:48.486	17	59.566	1:46.382	9	1:10.982	1:46.443	19	1:16.559	1:46.384
111	22.186	2:02.598	111	35.647	1:47.808	111	47.720	1:46.356	4	59.653	1:47.280	17	1:11.726	1:46.406	10	1:19.792	1:45.711
46	23.270	2:03.682	46	42.702	1:53.779	33	1:06.165	1:53.933	111	1:01.100	1:47.104	4	1:12.883	1:47.476	9	1:20.490	1:45.042
33	25.719	2:06.131	33	46.515	1:55.143	40	1:07.330	1:53.840	33	1:24.113	1:51.672	111	1:14.107	1:47.253	17	1:22.092	1:45.900
40	27.050	2:07.462	40	47.773	1:55.070	48	1:09.394	1:54.480	40	1:27.266	1:53.660	46	2 LAPS	5:29.202	4	1:23.134	1:45.785
48	28.410	2:08.822	48	49.197	1:55.134	18	1:32.862	2:02.392	48	1:28.312	1:52.642				111	1:24.332	1:45.759
18	35.262	2:15.674	18	1:04.753	2:03.838										7	1:25.961	1:51.176
37	38.811	2:19.223	37	1:09.327	2:04.863												

Session Start: 17:09:48 - Finish: 17:49:55

Weather/Track Conditions: Bright / Drying

Circuit: Donington Park National

Track Length: 3.185 Km - 1.9791 miles

# Donington Historic Festival - 30 Apr - 2 May 2016

## 'Mad Jack' for pre-War sports cars

### Race 16 - Lap Chart

Lap 7			Lap 8			Lap 9			Lap 10			Lap 11			Lap 12		
NO	Behind	Laptime	NO	Behind	Laptime	NO	Behind	Laptime	NO	Behind	Laptime	NO	Behind	Laptime	NO	Behind	Laptime
35		1:34.330	35		1:34.787	35		1:38.475	35		1:35.813	35		1:35.288	20		1:34.405
20	2.652	1:33.691	17	1 LAP	1:47.630	20	1.864	1:37.669	20	0.967	1:34.916	20	0.278	1:34.599	35	0.615	1:35.298
15	3.542	1:33.401	15	2.363	1:33.608	15	3.188	1:39.300	11	1.860	1:34.349	11	0.866	1:34.294	11	1.333	1:35.150
11	4.281	1:34.631	20	2.670	1:34.805	11	3.324	1:37.212	19	1 LAP	1:44.122	3	1 LAP	2:20.641	21	1 LAP	1:41.471
2	10.671	1:36.082	11	4.587	1:35.093	4	1 LAP	1:48.266	6	1 LAP	1:45.315	2	12.279	1:36.016	115	1 LAP	1:42.534
8	23.056	1:36.267	7	1 LAP	1:51.509	9	1 LAP	1:49.609	2	11.551	1:36.397	40	2 LAPS	1:51.665	3	1 LAP	1:41.551
33	1 LAP	1:54.337	2	11.418	1:35.534	10	1 LAP	1:50.135	15	13.817	1:46.442	19	1 LAP	1:43.509	2	16.432	1:38.836
40	1 LAP	1:50.829	8	24.967	1:36.698	111	1 LAP	1:47.943	9	1 LAP	1:42.039	6	1 LAP	1:48.331	19	1 LAP	1:49.354
99	26.512	1:38.024	99	29.507	1:37.782	2	10.967	1:38.024	4	1 LAP	1:45.531	9	1 LAP	1:43.772	40	2 LAPS	1:52.017
48	1 LAP	1:49.912	48	1 LAP	1:51.994	17	1 LAP	1:51.838	111	1 LAP	1:51.646	4	1 LAP	1:44.211	4	1 LAP	1:44.420
3	41.581	1:40.784	40	1 LAP	1:56.994	18	2 LAPS	2:05.736	17	1 LAP	1:47.041	8	27.807	1:35.743	8	36.989	1:43.865
92	1:02.132	1:41.648	3	48.434	1:41.640	7	1 LAP	1:50.532	8	27.352	1:40.466	99	39.867	1:41.805	37	3 LAPS	2:58.695
14	1:03.505	1:41.427	92	1:07.297	1:39.952	37	2 LAPS	2:05.412	10	1 LAP	1:54.725	17	1 LAP	1:57.722	9	1 LAP	2:16.063
115	1:14.449	1:43.827	14	1:09.676	1:40.958	8	22.699	1:36.207	99	33.350	1:40.429	18	2 LAPS	2:07.122	6	1 LAP	2:27.083
21	1:14.921	1:43.819	115	1:21.915	1:42.253	99	28.734	1:37.702	7	1 LAP	1:52.714	111	1 LAP	2:24.599	99	1:22.149	2:16.965
18	1 LAP	2:02.796	21	1:22.697	1:42.563	33	2 LAPS	3:32.450	18	2 LAPS	2:01.121	33	2 LAPS	1:51.795	92	1:23.846	1:42.494
6	1:25.553	1:45.525	6	1:34.437	1:43.671	3	55.012	1:45.053	37	2 LAPS	2:08.129	92	1:16.035	1:38.754	14	1:24.125	1:38.662
19	1:26.279	1:44.050	19	1:35.597	1:44.105	48	1 LAP	1:50.934	33	2 LAPS	1:51.578	14	1:20.146	1:40.379	111	1 LAP	1:46.168
37	1 LAP	2:03.227				92	1:08.396	1:39.574	48	1 LAP	1:50.589	10	1 LAP	2:30.202	10	1 LAP	1:38.398
10	1:32.056	1:46.594				14	1:10.883	1:39.682	92	1:12.569	1:39.986	48	1 LAP	1:50.488			
9	1:32.392	1:46.232				115	1:25.796	1:42.356	14	1:15.055	1:39.985	7	1 LAP	2:27.137			
4	1:33.425	1:44.621				21	1:26.301	1:42.079	21	1:30.936	1:40.448						
111	1:34.326	1:44.324				40	1 LAP	2:22.932	115	1:31.719	1:41.736						

**Session Start: 17:09:48 - Finish: 17:49:55**  
**Weather/Track Conditions: Bright / Drying**  
**Circuit: Donington Park National**  
**Track Length: 3.185 Km - 1.9791 miles**

# Donington Historic Festival - 30 Apr - 2 May 2016

## 'Mad Jack' for pre-War sports cars

### Race 16 - Lap Chart

Lap 13			Lap 14			Lap 15			Lap 16			Lap 17			Lap 18		
NO	Behind	Laptime	NO	Behind	Laptime	NO	Behind	Laptime	NO	Behind	Laptime	NO	Behind	Laptime	NO	Behind	Laptime
20		1:34.931	20		1:38.806	35		1:38.637	11		1:33.317	11		1:34.048	11		1:36.232
11	5.578	1:39.176	21	1 LAP	1:41.623	11	3.049	1:34.783	20	4.061	1:34.398	4	2 LAPS	1:42.718	20	4.553	1:36.652
21	1 LAP	1:40.720	115	1 LAP	1:41.121	3	1 LAP	1:42.598	3	1 LAP	1:44.854	18	4 LAPS	2:00.869	111	2 LAPS	1:45.914
48	2 LAPS	1:52.467	7	2 LAPS	1:50.137	20	6.029	2:07.428	92	1 LAP	1:40.416	20	4.133	1:34.120	4	2 LAPS	1:45.885
115	1 LAP	1:41.698	35	22.762	1:36.181	92	1 LAP	1:41.324	14	1 LAP	1:41.011	115	1 LAP	1:43.762	48	3 LAPS	1:58.922
7	2 LAPS	1:51.834	3	1 LAP	1:43.598	14	1 LAP	2:21.858	2	29.067	1:36.341	92	1 LAP	1:38.817	92	1 LAP	1:41.338
3	1 LAP	1:42.252	92	1 LAP	2:19.282	7	2 LAPS	1:53.455	37	4 LAPS	2:13.561	3	1 LAP	1:40.580	3	1 LAP	1:41.058
35	25.387	1:59.703	11	29.665	2:02.893	2	29.092	1:43.285	35	32.152	2:08.518	14	1 LAP	1:39.493	14	1 LAP	1:39.857
33	3 LAPS	2:35.367	2	47.206	1:34.866	33	3 LAPS	1:49.559	7	2 LAPS	1:53.754	2	29.191	1:34.172	2	26.913	1:33.954
18	3 LAPS	2:46.216	33	3 LAPS	1:48.552	8	51.033	1:36.842	21	1 LAP	2:18.901	35	31.392	1:33.288	35	29.340	1:34.180
17	2 LAPS	3:11.392	40	2 LAPS	1:52.918	40	2 LAPS	1:51.665	8	50.118	1:35.451	21	1 LAP	1:43.533	18	4 LAPS	2:05.935
40	2 LAPS	1:54.244	17	2 LAPS	1:54.156	9	1 LAP	1:42.929	33	3 LAPS	1:48.176	7	2 LAPS	1:51.582	115	1 LAP	2:14.831
2	51.146	2:09.645	48	2 LAPS	2:37.436	17	2 LAPS	1:51.325	9	1 LAP	1:38.492	8	55.202	1:39.132	21	1 LAP	1:42.409
4	1 LAP	1:53.963	9	1 LAP	1:39.746	99	59.634	1:37.263	99	1:03.309	1:40.041	9	1 LAP	1:39.256	8	58.808	1:39.838
9	1 LAP	1:42.062	18	3 LAPS	2:03.959	48	2 LAPS	1:56.991	17	2 LAPS	1:49.934	99	1:06.993	1:37.732	7	2 LAPS	1:50.206
8	1:18.877	2:16.819	8	1:15.590	1:35.519	6	1 LAP	1:43.181	40	2 LAPS	1:50.382	37	4 LAPS	2:10.000	9	1 LAP	1:42.009
6	1 LAP	1:43.169	6	1 LAP	1:42.580	19	1 LAP	1:43.453	6	1 LAP	1:42.105	33	3 LAPS	1:51.037	99	1:14.440	1:43.679
37	3 LAPS	2:13.377	99	1:23.770	1:38.587	10	1 LAP	1:39.146	10	1 LAP	1:43.026	17	2 LAPS	1:48.684	33	3 LAPS	1:49.997
19	1 LAP	2:28.510	19	1 LAP	1:42.552	18	3 LAPS	2:00.913	19	1 LAP	1:45.226	10	1 LAP	1:42.467	10	1 LAP	1:42.040
99	1:23.989	1:36.771	10	1 LAP	1:39.879	111	1 LAP	1:44.053	48	2 LAPS	1:56.412	19	1 LAP	1:46.918			
10	1 LAP	1:38.257	111	1 LAP	1:46.410	4	1 LAP	1:43.089	111	1 LAP	1:43.819						
14	1:31.424	1:42.230	4	1 LAP	2:29.102	115	1:35.333	1:42.090									
111	1 LAP	1:45.136	115	1:54.642	1:41.278												
			37	3 LAPS	2:14.465												
			21	1:58.396	1:47.354												

**Session Start: 17:09:48 - Finish: 17:49:55**

**Weather/Track Conditions: Bright / Drying**

**Circuit: Donington Park National**

**Track Length: 3.185 Km - 1.9791 miles**

# Donington Historic Festival - 30 Apr - 2 May 2016

## 'Mad Jack' for pre-War sports cars

### Race 16 - Lap Chart

Lap 19			Lap 20			Lap 21			Lap 22			Lap 23			Lap 24		
NO	Behind	Laptime	NO	Behind	Laptime	NO	Behind	Laptime	NO	Behind	Laptime	NO	Behind	Laptime	NO	Behind	Laptime
11		1:35.199	11		1:33.461	11		1:33.378	11		1:34.987	11		1:34.442	11		1:34.990
17	3 LAPS	1:49.315	10	2 LAPS	1:39.231	7	3 LAPS	1:51.659	20	9.445	1:35.208	99	1 LAP	1:39.773	115	2 LAPS	1:43.104
19	2 LAPS	1:45.381	33	4 LAPS	1:49.162	10	2 LAPS	1:39.822	10	2 LAPS	1:40.717	20	10.452	1:35.449	9	2 LAPS	1:42.194
20	4.839	1:35.485	20	6.700	1:35.322	20	9.224	1:35.902	18	5 LAPS	2:00.802	48	4 LAPS	1:57.404	99	1 LAP	1:38.799
37	5 LAPS	2:10.382	19	2 LAPS	1:43.906	33	4 LAPS	1:48.734	7	3 LAPS	1:51.847	10	2 LAPS	1:38.740	20	9.828	1:34.366
111	2 LAPS	1:42.718	17	3 LAPS	1:48.349	19	2 LAPS	1:43.056	2	29.917	1:34.883	37	6 LAPS	2:14.605	10	2 LAPS	1:39.861
4	2 LAPS	1:43.000	111	2 LAPS	1:43.914	2	30.021	1:34.785	35	30.674	1:34.432	35	31.724	1:35.492	35	30.878	1:34.144
92	1 LAP	1:38.701	4	2 LAPS	1:43.354	35	31.229	1:35.019	33	4 LAPS	1:48.806	2	32.557	1:37.082	2	32.235	1:34.668
2	26.861	1:35.147	2	28.614	1:35.214	17	3 LAPS	1:51.613	19	2 LAPS	1:44.177	7	3 LAPS	1:53.522	48	4 LAPS	1:56.353
35	28.963	1:34.822	35	29.588	1:34.086	111	2 LAPS	1:44.450	92	1 LAP	1:39.845	19	2 LAPS	1:43.339	92	1 LAP	1:39.563
3	1 LAP	1:41.457	92	1 LAP	1:40.652	4	2 LAPS	1:44.837	4	2 LAPS	1:41.884	18	5 LAPS	2:02.027	19	2 LAPS	1:47.611
14	1 LAP	1:41.345	3	1 LAP	1:39.116	92	1 LAP	1:38.634	111	2 LAPS	1:44.013	33	4 LAPS	1:49.299	7	3 LAPS	1:51.847
48	3 LAPS	1:57.552	14	1 LAP	1:40.410	3	1 LAP	1:39.965	17	3 LAPS	1:49.486	92	1 LAP	1:38.370	4	2 LAPS	1:43.956
115	1 LAP	1:42.900	37	5 LAPS	2:12.051	14	1 LAP	1:40.584	3	1 LAP	1:40.544	4	2 LAPS	1:41.658	3	1 LAP	1:43.342
18	4 LAPS	2:00.010	48	3 LAPS	1:57.179	8	1:07.489	1:38.392	14	1 LAP	1:41.487	3	1 LAP	1:40.503	33	4 LAPS	1:52.402
8	1:00.561	1:36.952	8	1:02.475	1:35.375	115	1 LAP	1:45.469	8	1:08.072	1:35.570	111	2 LAPS	1:42.931	14	1 LAP	1:39.680
21	1 LAP	1:41.822	115	1 LAP	1:43.880	21	1 LAP	1:43.604	115	1 LAP	1:43.931	14	1 LAP	1:40.482	111	2 LAPS	1:45.814
9	1 LAP	1:40.699	21	1 LAP	1:41.985	48	3 LAPS	1:57.884	21	1 LAP	1:40.957	17	3 LAPS	1:48.935	37	6 LAPS	2:14.742
99	1:18.315	1:39.074	9	1 LAP	1:39.532	9	1 LAP	1:38.938	9	1 LAP	1:38.652	8	1:09.438	1:35.808	18	5 LAPS	2:02.239
7	2 LAPS	1:50.203	99	1:24.331	1:39.477	37	5 LAPS	2:13.526				21	1 LAP	1:42.446	8	1:12.226	1:37.778
			18	4 LAPS	2:00.362	99	1:29.667	1:38.714							17	3 LAPS	1:50.933

**Session Start: 17:09:48 - Finish: 17:49:55**  
**Weather/Track Conditions: Bright / Drying**  
**Circuit: Donington Park National**  
**Track Length: 3.185 Km - 1.9791 miles**



# Donington Historic Festival - 30 Apr - 2 May 2016

## 'Mad Jack' for pre-War sports cars

### Race 16 - Lap Chart

Lap 25		
NO	Behind	Laptime
11		1:34.337
21	2 LAPS	1:40.011
9	2 LAPS	1:39.391
99	1 LAP	1:39.076
20	10.186	1:34.695
115	2 LAPS	1:44.896
10	2 LAPS	1:39.319
2	31.283	1:33.385
35	31.780	1:35.239
48	4 LAPS	1:56.099
92	1 LAP	1:39.109
19	2 LAPS	1:42.423
3	1 LAP	1:41.136
4	2 LAPS	1:43.038
7	3 LAPS	1:52.887
8	1:15.449	1:37.560
111	2 LAPS	1:46.701
14	1 LAP	1:49.573
33	4 LAPS	1:50.054
17	3 LAPS	1:52.858
18	5 LAPS	2:02.641
37	6 LAPS	2:12.963

*Session Start: 17:09:48 - Finish: 17:49:55*  
*Weather/Track Conditions: Bright / Drying*  
*Circuit: Donington Park National*  
*Track Length: 3.185 Km - 1.9791 miles*

## Donington Historic Festival - 30 Apr - 2 May 2016

### HRDC 'Touring Greats' for pre-60 Touring Cars

#### Race 17 - Classification

Sheet No:

POS	NO	DRIVER/S	CLASS	CLASS POS	CAR MAKE / MODEL	TIME	LAPS	GAP	DIFF	MPH	BEST	ON
1	77	Jordan-Jordan	S	1	Austin A40	46:52.464	26	-- 26 laps		65.86	1:28.247	17
2	13	Brooks-Caine	S	2	Austin A40	46:55.152	26	2.688	2.688	65.80	1:29.985	9
3	9	Darren McWhirter	A	1	Jaguar Mk1	47:22.186	26	29.722	27.034	65.17	1:31.222	17
4	17	Dave Devine	B	1	Riley 1.5	47:29.921	26	37.457	7.735	65.00	1:30.811	16
5	8	Jason Minshaw	S	3	Austin A35 Speedwell	47:32.211	26	39.747	2.290	64.95	1:32.409	17
6	296	Tom Shephard	C	1	Alfa Romeo Giulietta Ti	47:34.377	26	41.913	2.166	64.90	1:31.812	7
7	69	Gavin Watson	C	2	Alfa Giulietta Ti	48:08.443	26	1:15.979	34.066	64.13	1:34.042	5
8	40	Richard Meins	S	4	Austin A40	48:17.670	26	1:25.206	9.227	63.93	1:32.845	17
9	21	Louis Frankel	T63	1	Alfa Giulia Super	46:58.096	25	-- 25 laps	43.168	63.20	1:33.910	8
10	68	Marc Gordon	A	2	Jaguar XK150S	47:23.528	25	25.432	25.432	62.63	1:35.346	7
11	5	John Yea	S	5	Austin A40	47:37.930	25	39.834	14.402	62.32	1:33.588	8
12	4	Brown-Dutton	S	6	Austin A35 Speedwell	47:40.984	25	42.888	3.054	62.26	1:29.999	5
13	48	Butterfield R-Butterfield T	A	3	Jaguar Mk1	48:17.838	25	1:19.742	36.854	61.46	1:30.486	7
14	23	Love-Love	A	4	Jaguar XK150	47:08.988	24	-- 24 laps	54.203	60.44	1:34.194	16
15	12	Frankel-Frankel	T63	2	Alfa Giulia Super	47:28.971	24	19.983	19.983	60.02	1:36.935	15
16	151	Lucas-Pittaway	ACD	1	Austin A35 Academy	47:29.533	24	20.545	0.562	60.01	1:41.800	8
17	59	Ross-Unsworth	T63	3	Alfa Giulia Ti	47:45.337	24	36.349	15.804	59.67	1:33.508	8
18	112	John Cleland	ACD	2	Austin A30 Academy	47:46.738	24	37.750	1.401	59.65	1:41.270	7
19	7	Slevin-Mullen	T63	4	Alfa Romeo Giulia Ti	47:50.668	24	41.680	3.930	59.56	1:38.440	6
20	94	Barry Louvel	D	1	Triumph Herald Coupe	48:02.113	24	53.125	11.445	59.32	1:40.951	15
21	90	Paul Clayson	T63	5	Vauxhall VX/490	48:22.163	24	1:13.175	20.050	58.92	1:41.620	6
22	50	Peter Blanchett	C	3	Austin A50	46:01.701	23	-- 23 laps		59.33	1:42.871	5
23	15	Julian Crossley	C	4	Jowett Javelin	47:03.962	23	1:02.261	1:02.261	58.02	1:41.405	7
24	22	Tom Harris	A	5	Jaguar Mk7	47:29.505	23	1:27.804	25.543	57.50	1:41.243	3
25	135	Chapman-Anstead	ACD	3	Austin A35 Academy	47:49.614	23	1:47.913	20.109	57.10	1:46.680	14
26	96	Pearson-Reed	S	7	Austin A35 Speedwell	47:53.646	23	1:51.945	4.032	57.02	1:41.750	7
27	54	Tony Hall	T63	6	Vauxhall VX4/90	47:53.662	23	1:51.961	0.016	57.02	1:43.367	6
28	25	Connew-Lewis	A	6	Jaguar Mk1	31:56.660	17	-- 17 laps		63.19	1:30.868	16
29	11	Ding Boston	B	2	OUMF Riley 1.5	29:24.991	16	-- 16 laps		64.59	1:32.162	7
30	1	Harrison-Watts	B	3	Volvo Amazon	19:29.551	12	-- 12 laps		73.10	1:29.649	5
31	2	Dorlin-Pearson	A	7	Jaguar Mk1	14:11.996	9	-- 9 laps --	31.753	75.26	1:30.649	6
32	88	Barber-Thomas	D	2	Fiat Abarth 850TC	14:31.576	8	-- 8 laps --	2:08.076	65.39	1:45.017	8
33	14	Tim Cotgrove	T63	7	Ford Anglia 1200	5:33.069	3	-- 3 laps --		64.17	1:41.317	2

#### ----- FASTEST LAP SUMMARY -----

NO	DRIVER/S	CLASS	CAR MAKE / MODEL	FASTEST LAP	ON	MPH
77	Jordan-Jordan	S	Austin A40	1:28.247	17	80.74
1	Harrison-Watts	B	Volvo Amazon	1:29.649	5	79.47
48	Butterfield R-Butterfield T	A	Jaguar Mk1	1:30.486	7	78.74
296	Tom Shephard	C	Alfa Romeo Giulietta Ti	1:31.812	7	77.60
59	Ross-Unsworth	T63	Alfa Giulia Ti	1:33.508	8	76.19

Cars 2, 9, 21 & 25 - transponders working intermittently

Non starters - 31, 91, 999

Session Start: 18:12:56 - Finish: 18:59:45

Weather/Track Conditions: Cloud / Drying

Circuit: Donington Park National

Track Length: 3.185 Km - 1.9791 miles

These results are provisional until the conclusion of any judicial and technical matters.

Clerk of the Course:  <div style="text-align: right;">Glynn Lee</div>	Timekeeper:  <div style="text-align: right;">Nick Palmer</div>	Posted at:
-----------------------------------------------------------------------------	----------------------------------------------------------------------	------------

# Donington Historic Festival - 30 Apr - 2 May 2016

## HRDC 'Touring Greats' for pre-60 Touring Cars

### Race 17 - Classification

Sheet No:

94	Barry Louvel	D	Triumph Herald Coupe	1:40.951	15	70.58
112	John Cleland	ACD	Austin A30 Academy	1:41.270	7	70.35

Cars 2, 9, 21 & 25 - transponders working intermittently  
Non starters - 31, 91, 999

*Session Start: 18:12:56 - Finish: 18:59:45*  
*Weather/Track Conditions: Cloud / Drying*  
*Circuit: Donington Park National*  
*Track Length: 3.185 Km - 1.9791 miles*

These results are provisional until the conclusion of any judicial and technical matters.

Clerk of the Course:

Glynn Lee

Timekeeper:

Nick Palmer

Posted at:

# Donington Historic Festival - 30 Apr - 2 May 2016

## HRDC 'Touring Greats' for pre-60 Touring Cars

### Race 17 - Sector Analysis

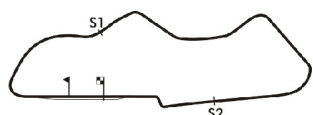
1 Harrison-Watts (B)									Volvo Amazon										
lap	Sect-1	Speed	Sect-2	Speed	Sect-3	Speed	TopSpeed	laptime	pit	lap	Sect-1	Speed	Sect-2	Speed	Sect-3	Speed	Topspeed	laptime	pit
1		88.1	47.923	102.5	16.167	91.4		1:36.180		7	26.057	91.9	48.955	102.8	16.733	91.1		1:31.745	
2	25.741	98.1	47.847	102.2	16.383	92.9		1:29.971		8	25.815	95.5	49.028	102.6	16.179	92.2		1:31.022	
3	25.758	99.9	47.632	102.0	16.402	93.0		1:29.792		9	26.055	90.0	49.973	102.8	16.230	91.6		1:32.258	
4	25.570	100.3	47.346	102.0	16.782	90.3		1:29.698		10	25.958	95.5	49.648	102.0	16.378	93.1		1:31.984	
5	25.811	100.0	47.641	102.6	16.197	92.2		1:29.649		11	25.712	99.9	48.943	89.4	18.843	78.5		1:33.498	
6	25.957	97.8	47.658	103.3	16.313	91.7		1:29.928		12	30.406	56.1	1:43.308	47.8				2:43.826	

2 Dorlin-Pearson (A)									Jaguar Mk1										
lap	Sect-1	Speed	Sect-2	Speed	Sect-3	Speed	TopSpeed	laptime	pit	lap	Sect-1	Speed	Sect-2	Speed	Sect-3	Speed	Topspeed	laptime	pit
1					16.993			1:40.134		6					16.224			1:30.649	
2	26.646		48.761		16.626			1:32.033		7					16.404			1:32.095	
3					16.845			1:32.073		8					17.373			1:32.412	
4					16.856			1:31.449		9	29.065		53.820					1:48.496	
5					16.894			1:32.655		10									

4 Brown-Dutton (S)									Austin A35 Speedwell										
lap	Sect-1	Speed	Sect-2	Speed	Sect-3	Speed	TopSpeed	laptime	pit	lap	Sect-1	Speed	Sect-2	Speed	Sect-3	Speed	Topspeed	laptime	pit
1		75.4	50.115	100.0	16.789	89.2		1:40.312		14								2:45.379	
2	26.709	95.2	49.193	100.9	16.955	89.8		1:32.857		15								2:14.583	
3	26.026	97.0	47.981	98.0	17.370	91.1		1:31.377		16								1:30.901	
4	26.158	99.7	47.843	98.3	16.747	90.3		1:30.748		17								1:30.189	
5	26.053	98.3	47.445	98.2	16.501	90.0		1:29.999		18								1:33.622	
6	25.924	98.1	48.383	98.7	16.332	90.1		1:30.639		19								1:51.200	
7	26.083	94.6	47.858	100.6	17.150	89.1		1:31.091		20								3:38.918	
8	25.981	97.1	48.632	99.2	16.198	90.6		1:30.811		21								1:56.207	
9	25.639	100.3	49.350	99.8	16.369	91.1		1:31.358		22								1:57.948	
10	26.200	88.1	49.045	99.3	16.222	90.9		1:31.467		23								1:59.181	
11	25.981	98.8	55.576	86.2				1:44.834		24								2:00.172	
12			In		In			2:41.097	P	25								1:58.989	
13								2:57.105		26									

5 John Yea (S)									Austin A40										
lap	Sect-1	Speed	Sect-2	Speed	Sect-3	Speed	TopSpeed	laptime	pit	lap	Sect-1	Speed	Sect-2	Speed	Sect-3	Speed	Topspeed	laptime	pit
1		78.8	54.548	94.4	17.650	84.9		1:46.797		14	42.380	62.2	1:31.244	39.6	29.867	39.1		2:43.491	
2	27.579	93.9	50.114	96.5	17.515	84.9		1:35.208		15	45.426	63.9	1:06.796	78.6	20.600	85.6		2:12.822	
3	28.335	93.0	50.066	94.8	17.815	83.7		1:36.216		16	27.661	87.5	51.467	97.3	17.860	86.0		1:36.988	
4	28.080	95.1	54.862	97.4	17.684	85.4		1:40.626		17	28.053	74.9	58.870	96.6	17.188	85.3		1:44.111	
5	27.717	90.9	50.791	96.7	17.776	86.2		1:36.284		18	26.963	94.2	53.581	97.2	18.514	81.6		1:39.058	
6	27.187	96.3	50.348	97.6	17.540	84.8		1:35.075		19	29.665	76.4	1:01.471	83.1	21.076	77.7		1:52.212	
7	27.002	95.2	50.179	95.9	17.110	86.2		1:34.291		20	32.488	79.0	1:06.329	77.7	21.731	73.9		2:00.548	
8	27.030	96.6	49.783	96.9	16.775	87.0		1:33.588		21	35.335	64.5	1:08.767	76.2	22.649	73.0		2:06.751	
9	27.076	95.2	49.702	96.6	17.024	86.0		1:33.802		22	36.193	66.3	1:10.935	79.3	23.035	67.5		2:10.163	
10	27.391	92.5	49.167	97.3	17.452	84.8		1:34.010		23	36.915	68.1	1:08.135	75.3	22.540	73.2		2:07.590	
11	30.596	81.1	58.960	82.8				1:55.845		24	34.624	67.5	1:08.931	78.9	23.313	73.7		2:06.868	
12	Out	83.2	58.780	76.5	19.769	76.4		3:07.888	P	25	35.983	68.2	1:07.369	78.4				2:11.023	
13	30.513	74.6	1:00.101	66.9	26.061	70.1		1:56.675		26									

7 Slevin-Mullen (T63)									Alfa Romeo Giulia Ti Super										
lap	Sect-1	Speed	Sect-2	Speed	Sect-3	Speed	TopSpeed	laptime	pit	lap	Sect-1	Speed	Sect-2	Speed	Sect-3	Speed	Topspeed	laptime	pit
1		69.2	56.201	93.9	18.176	84.4		1:54.203		13	44.554	50.6	1:29.503	39.1	30.598	36.7		2:44.655	
2	28.816	86.3	54.019	94.2	18.523	84.8		1:41.358		14	44.828	62.7	1:07.515	69.3	21.573	84.9		2:13.916	
3	28.328	87.3	54.402	94.2	17.699	85.0		1:40.429		15	28.563	88.0	54.139	95.5	18.954	86.1		1:41.656	
4	28.289	81.8	54.539	93.6	18.114	84.7		1:40.942		16	29.864	71.0	55.727	96.9	18.184	85.0		1:43.775	
5	29.279	79.2	53.401	95.0	17.763	84.8		1:40.443		17	28.688	82.1	57.202	96.2	19.101	81.9		1:44.991	
6	27.860	88.7	52.619	95.6	17.961	85.8		1:38.440		18	32.438	75.3	1:03.938	83.7	23.434	73.4		1:59.810	
7	27.631	90.3	52.806	95.4	18.061	85.2		1:38.498		19	34.676	71.8	1:05.184	86.3	22.804	73.2		2:02.664	
8	28.202	82.7	53.415	93.8	20.903	80.8		1:42.520		20	35.444	71.0	1:11.645	83.5	25.101	70.5		2:12.190	
9	28.213	80.5	53.436	96.2	18.396	84.5		1:40.045		21	35.282	67.5	1:09.170	83.3	22.437	74.9		2:06.889	
10	28.401	76.9	58.844	85.3	19.071	77.4		1:46.316		22	35.285	67.6	1:09.808	82.6	22.290	75.6		2:07.383	
11	29.286	75.0	1:32.347	35.4				2:34.261		23	35.022	68.6	1:10.928	84.0	23.276	75.3		2:09.226	
12	Out	86.0	1:15.005	29.0	30.666	73.7		3:19.815	P	24	34.821	67.3	1:09.160	77.5	22.262	76.9		2:06.243	



Session Start: 18:12:56 - Finish: 18:59:45

Weather/Track Conditions: Cloud / Drying

Circuit: Donington Park National

Track Length: 3.185 Km - 1.9791 miles

# Donington Historic Festival - 30 Apr - 2 May 2016

## HRDC 'Touring Greats' for pre-60 Touring Cars

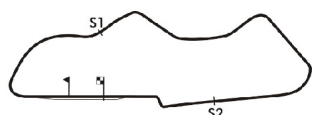
### Race 17 - Sector Analysis

8 Jason Minshaw (S)									Austin A35 Speedwell								
lap	Sect-1	Speed	Sect-2	Speed	Sect-3	Speed	TopSpeed	laptime pit	lap	Sect-1	Speed	Sect-2	Speed	Sect-3	Speed	Topspeed	laptime pit
1		84.8	52.887	94.6	17.734	84.4		1:44.730	14	46.338	49.3	1:27.873	48.2	30.149	33.1		2:44.360
2	27.191	89.2	50.944	96.1	16.763	87.3		1:34.898	15	46.763	53.7	1:06.179	61.0	20.702	86.4		2:13.644
3	27.011	97.4	49.629	92.0	16.869	85.9		1:33.509	16	27.266	92.8	49.722	97.4	16.854	86.4		1:33.842
4	27.047	98.1	49.860	93.0	16.875	85.3		1:33.782	17	26.934	97.1	49.051	95.0	16.424	86.3		1:32.409
5	27.158	97.4	49.474	92.5	16.762	85.8		1:33.394	18	26.628	94.1	50.579	95.4	17.837	83.1		1:35.044
6	27.014	99.4	50.156	93.1	16.736	85.8		1:33.906	19	28.068	87.5	50.653	94.6	23.397	79.4		1:42.118
7	26.838	97.7	50.166	93.0	16.707	86.0		1:33.711	20	27.965	84.9	56.745	84.2	19.443	81.6		1:44.153
8	27.075	96.5	49.995	92.7	16.607	86.3		1:33.677	21	30.926	72.7	59.090	87.4	20.642	78.1		1:50.658
9	27.101	95.5	49.406	93.1	16.898	85.3		1:33.405	22	31.586	73.2	1:04.231	86.4	21.241	78.6		1:57.058
10	27.092	96.9	50.019	95.5	17.376	84.8		1:34.487	23	32.377	72.2	1:04.893	87.6	20.423	80.2		1:57.693
11	28.394	85.4	59.427	65.1	23.385	58.5		1:51.206	24	32.272	71.3	1:03.355	89.4	21.440	78.8		1:57.067
12	30.061	78.2	1:01.410	44.0				2:02.125	25	32.001	72.3	1:04.490	89.3	20.215	79.9		1:56.706
13	Out	80.2	1:24.561	33.7	30.394	57.3		3:08.064 P	26	32.679	61.2	1:03.852	90.1	20.034	79.5		1:56.565

9 Darren McWhirter (A)									Jaguar Mk1								
lap	Sect-1	Speed	Sect-2	Speed	Sect-3	Speed	TopSpeed	laptime pit	lap	Sect-1	Speed	Sect-2	Speed	Sect-3	Speed	Topspeed	laptime pit
1		76.6	51.606	96.2	19.661	74.4		1:49.934	14	45.871	47.6	1:29.286	37.0	30.121	32.9		2:45.278
2	27.860	91.8	50.665	102.5	19.189	85.2		1:37.714	15	45.757	54.0	1:06.525	77.1	21.728	72.9		2:14.010
3	27.017	95.6	49.990	100.2	17.493	84.7		1:34.500	16	27.089	84.7	49.584	102.6	16.782	90.3		1:33.455
4	26.745	92.8	50.497	100.8	18.124	86.0		1:35.366	17	25.860	96.6	47.947	106.0	17.415	76.3		1:31.222
5	27.158	92.9	49.123	101.3	17.215	87.9		1:33.496	18	26.143	91.9	50.459	104.1	17.473	84.0		1:34.075
6	27.021	91.9	49.527	99.6	17.207	84.7		1:33.755	19	28.162	82.7	50.630	102.6	19.163	86.7		1:37.955
7	26.385	93.9	49.190	101.9	16.957	90.3		1:32.532	20	28.508	81.8	56.515	97.3	19.605	73.2		1:44.628
8	26.823	90.5	49.560	102.3	17.110	87.0		1:33.493	21	30.608	72.7	56.302	94.2	19.761	84.4		1:46.671
9	26.384	93.4	49.542	102.0	16.848	90.6		1:32.774	22	31.452	75.0	1:02.742	86.7	20.688	80.9		1:54.882
10	26.445	94.3	50.355	101.3	17.576	74.1		1:34.376	23	31.210	74.1	1:04.348	90.4	20.583	77.5		1:56.141
11	31.172	80.4	57.297	67.3				1:52.910	24	31.244	75.8	1:03.335	88.9	20.566	80.3		1:55.145
12		80.3	56.430	77.2	19.189	77.8		2:46.045 P	25	31.632	76.0	1:05.264	81.3	22.303	68.4		1:59.199
13	32.724	76.9	1:14.665	30.0	30.126	61.4		2:17.515	26	31.447	76.2	1:03.392	94.0	20.276	80.7		1:55.115

11 Ding Boston (B)									OUMF Riley 1.5								
lap	Sect-1	Speed	Sect-2	Speed	Sect-3	Speed	TopSpeed	laptime pit	lap	Sect-1	Speed	Sect-2	Speed	Sect-3	Speed	Topspeed	laptime pit
1		79.0	50.947	93.4	17.035	82.9		1:41.602	9	27.000	100.0	49.339	94.3	17.148	82.5		1:33.487
2	26.901	98.3	50.173	93.0	17.688	84.8		1:34.762	10	27.095	98.4	49.629	95.5	17.143	82.8		1:33.867
3	27.250	96.3	49.196	92.4	16.933	83.7		1:33.379	11	28.294	83.4	1:03.542	72.3				1:57.045
4	27.048	99.3	49.279	93.6	16.759	85.1		1:33.086	12	Out	96.5	53.430	90.0	17.741	79.5		2:26.663 P
5	26.654	102.1	50.154	92.7	16.877	84.6		1:33.685	13	30.399	55.8	1:40.489	34.4	30.613	64.3		2:41.501
6	26.784	99.0	49.199	93.1	16.715	84.2		1:32.698	14	46.158	52.9	1:26.292	43.8	31.118	39.3		2:43.568
7	26.653	99.7	49.236	94.2	16.273	85.7		1:32.162	15	46.438	59.5	1:08.608	58.8	20.454	83.3		2:15.500
8	27.348	97.8	49.185	93.5	16.812	84.7		1:33.345	16	26.824	102.0	49.256	93.9				1:38.641

12 Frankel-Frankel (T63)									Alfa Giulia Super								
lap	Sect-1	Speed	Sect-2	Speed	Sect-3	Speed	TopSpeed	laptime pit	lap	Sect-1	Speed	Sect-2	Speed	Sect-3	Speed	Topspeed	laptime pit
1		71.4	54.629	87.0	18.411	81.9		1:50.846	13		75.5	56.176	69.0	25.098	39.8		3:11.043 P
2	28.766	80.5	53.912	91.7	18.134	82.2		1:40.812	14	46.184	67.9	1:06.705	90.7	18.695	76.9		2:11.584
3	28.219	88.9	52.613	92.6	17.375	87.6		1:38.207	15	28.091	93.0	51.369	94.8	17.475	87.8		1:36.935
4	28.123	90.8	53.677	93.1	17.221	88.0		1:39.021	16	28.595	71.5	53.366	95.1	17.630	87.1		1:39.591
5	27.918	82.8	51.527	91.2	17.691	85.7		1:37.136	17	27.794	79.4	53.491	93.6	17.715	86.4		1:39.000
6	28.318	89.1	53.636	87.3	18.197	80.8		1:40.151	18	30.641	82.6	1:20.258	79.8	20.993	79.4		2:11.892
7	28.295	88.9	52.899	88.8	17.790	86.4		1:38.984	19	33.346	72.5	1:01.171	86.8	20.728	79.9		1:55.245
8	28.482	89.4	53.011	87.9	17.801	86.2		1:39.294	20	34.819	61.6	1:07.099	91.1	21.405	78.4		2:03.323
9	28.585	88.0	52.881	88.4	17.962	82.2		1:39.428	21	34.511	66.0	1:07.257	81.8	21.748	78.0		2:03.516
10	28.794	78.4	55.370	70.7	23.517	58.9		1:47.681	22	34.595	68.1	1:07.320	83.6	21.302	79.6		2:03.217
11	34.739	68.4	1:36.909	42.1	30.576	43.6		2:42.224	23	35.796	60.5	1:07.349	75.9	22.843	71.3		2:05.988
12	55.450	41.2	1:40.374	42.7				3:11.687	24	34.134	61.3	1:06.465	80.1	21.567	78.5		2:02.166



**Session Start: 18:12:56 - Finish: 18:59:45**  
**Weather/Track Conditions: Cloud / Drying**  
**Circuit: Donington Park National**  
**Track Length: 3.185 Km - 1.9791 miles**

# Donington Historic Festival - 30 Apr - 2 May 2016

## HRDC 'Touring Greats' for pre-60 Touring Cars

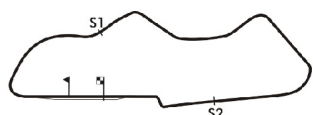
### Race 17 - Sector Analysis

13 Brooks-Caine (S)									Austin A40										
lap	Sect-1	Speed	Sect-2	Speed	Sect-3	Speed	TopSpeed	laptime	pit	lap	Sect-1	Speed	Sect-2	Speed	Sect-3	Speed	Topspeed	laptime	pit
1		84.7	48.337	97.7	16.755	86.5		1:37.767		14	45.950	46.8	1:28.301	42.8	31.328	38.0		2:45.579	
2	26.444	98.0	48.486	96.5	17.387	87.0		1:32.317		15	45.049	54.1	1:06.357	60.8	20.240	88.8		2:11.646	
3	26.921	99.9	48.303	96.3	17.358	87.0		1:32.582		16	26.080	100.4	48.996	99.0	16.609	89.8		1:31.685	
4	26.727	101.0	47.534	97.0	17.316	86.1		1:31.577		17	26.873	99.0	47.615	98.2	17.339	86.7		1:31.827	
5	28.533	97.4	48.974	97.9	16.574	86.4		1:34.081		18	26.452	99.3	48.418	98.4	16.449	86.9		1:31.319	
6	26.448	99.7	48.342	99.9	16.791	87.7		1:31.581		19	27.433	87.5	49.418	98.6	18.916	84.5		1:35.767	
7	26.176	102.3	47.894	98.3	16.427	87.7		1:30.497		20	27.861	85.8	55.400	92.5	19.644	83.1		1:42.905	
8	26.154	96.5	47.594	98.9	16.650	87.8		1:30.398		21	30.248	82.8	55.796	93.3	19.618	81.5		1:45.662	
9	25.854	98.4	47.784	99.2	16.347	88.0		1:29.985		22	31.357	76.0	1:02.306	89.5	20.052	79.4		1:53.715	
10	25.966	100.6	53.423	97.7	17.130	84.8		1:36.519		23	31.410	76.8	1:02.537	91.9	19.857	79.6		1:53.804	
11	26.501	94.4	54.870	88.7	18.483	76.6		1:39.854		24	31.572	76.8	1:01.794	90.7	19.768	79.9		1:53.134	
12	28.130	83.5	1:30.979	33.1				2:31.840		25	31.485	76.0	1:01.597	91.5	19.432	81.7		1:52.514	
13	Out	91.8	1:21.047	31.8	30.711	59.3		3:13.419	P	26	31.568	76.3	1:01.786	91.5	19.824	79.5		1:53.178	

14 Tim Cotgrove (T63)									Ford Anglia 1200											
lap	Sect-1	Speed	Sect-2	Speed	Sect-3	Speed	TopSpeed	laptime	pit	lap	Sect-1	Speed	Sect-2	Speed	Sect-3	Speed	Topspeed	laptime	pit	
1		73.5	55.550	87.4	18.001	79.7		1:53.521		3	28.291	89.0	1:00.064	56.2				1:58.231		
2	28.603	91.9	54.146	89.2	18.568	79.9		1:41.317		4										

15 Julian Crossley (C)									Jowett Javelin											
lap	Sect-1	Speed	Sect-2	Speed	Sect-3	Speed	TopSpeed	laptime	pit	lap	Sect-1	Speed	Sect-2	Speed	Sect-3	Speed	Topspeed	laptime	pit	
1		67.4	59.357	80.3	18.958	77.8		2:01.912		13	42.755	58.9	1:30.801	38.3	30.256	36.5		2:43.812		
2	30.050	78.3	56.560	83.6	19.305	77.7		1:45.915		14	45.617	63.7	1:06.647	79.5	20.452	78.4		2:12.716		
3	30.040	80.1	55.572	82.7	18.285	77.4		1:43.897		15	29.505	88.2	55.077	86.0	18.041	76.9		1:42.623		
4	29.421	86.8	55.007	82.1	18.735	77.6		1:43.163		16	29.983	77.1	56.221	86.9	20.388	74.7		1:46.592		
5	29.294	88.0	54.885	84.8	18.218	75.1		1:42.397		17	30.640	72.7	58.343	84.9	47.856	55.4		2:16.839		
6	29.455	88.9	54.449	83.4	18.063	79.2		1:41.967		18	31.799	77.8	1:03.347	71.6	24.134	68.5		1:59.280		
7	29.120	88.0	54.260	85.2	18.025	79.2		1:41.405		19	35.275	66.6	1:08.275	68.6	22.825	71.1		2:06.375		
8	28.565	87.3	55.293	84.9	19.161	77.6		1:43.019		20	37.866	56.1	1:13.326	75.9	34.697	70.1		2:25.889		
9	28.968	88.2	54.640	84.4	18.408	76.9		1:42.016		21	35.881	64.3	1:12.620	71.0	23.250	68.8		2:11.751		
10	30.655	84.9	59.852	64.5				1:56.972		22	37.022	63.9	1:14.266	65.9	23.775	71.1		2:15.063		
11		82.6	1:00.159	79.3	19.719	74.6		3:26.243	P	23	37.578	57.1	1:16.658	66.5	23.539	70.8		2:17.775		
12	30.629	73.6	1:00.228	60.0	25.484	70.2		1:56.341		24										

17 Dave Devine (B)									Riley 1.5										
lap	Sect-1	Speed	Sect-2	Speed	Sect-3	Speed	TopSpeed	laptime	pit	lap	Sect-1	Speed	Sect-2	Speed	Sect-3	Speed	Topspeed	laptime	pit
1		75.2	49.858	95.6	17.310	85.6		1:40.216		14	47.596	54.2	1:26.314	44.7	30.647	49.0		2:44.557	
2	27.115	95.0	48.639	97.4	16.728	87.4		1:32.482		15	47.027	53.5	1:09.401	60.1	18.710	87.8		2:15.138	
3	26.812	99.4	48.451	96.3	16.972	88.6		1:32.235		16	26.201	102.7	48.278	96.6	16.332	87.7		1:30.811	
4	28.679	99.3	48.413	95.8	16.790	87.1		1:33.882		17	26.351	99.7	48.364	96.2	16.378	87.7		1:31.093	
5	26.429	100.2	48.509	92.7	16.656	87.4		1:31.594		18	26.517	96.5	50.434	96.5	16.925	85.8		1:33.876	
6	26.566	99.6	48.062	96.3	16.659	87.2		1:31.287		19	29.065	85.0	52.156	97.0	19.734	82.2		1:40.955	
7	26.729	101.0	48.448	97.0	16.390	87.1		1:31.567		20	29.068	83.2	58.283	88.1	20.325	78.6		1:47.676	
8	26.642	101.2	48.831	96.7	16.323	89.1		1:31.796		21	32.164	70.9	59.920	89.4	20.390	78.0		1:52.474	
9	26.317	101.2	48.785	97.2	16.399	87.8		1:31.501		22	32.582	71.7	1:03.757	85.9	20.626	78.7		1:56.965	
10	26.569	100.0	48.088	98.0	16.433	88.7		1:31.090		23	33.557	71.2	1:05.478	86.3	20.799	77.8		1:59.834	
11	26.713	95.9	54.555	88.0				1:41.420		24	32.918	69.0	1:04.418	88.5	20.194	78.9		1:57.530	
12	Out	90.3	56.903	60.5	25.182	75.7		2:32.503	P	25	32.541	72.3	1:04.311	87.4	20.477	77.8		1:57.329	
13	50.448	42.7	1:41.079	37.3	29.503	47.3		3:01.030		26	33.399	69.0	1:04.786	88.2	20.895	68.5		1:59.080	



**Session Start: 18:12:56 - Finish: 18:59:45**  
**Weather/Track Conditions: Cloud / Drying**  
**Circuit: Donington Park National**  
**Track Length: 3.185 Km - 1.9791 miles**

# Donington Historic Festival - 30 Apr - 2 May 2016

## HRDC 'Touring Greats' for pre-60 Touring Cars

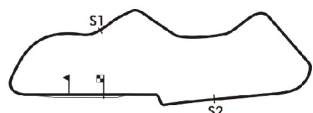
### Race 17 - Sector Analysis

21 Louis Frankel (T63)									Alfa Giulia Super								
lap	Sect-1	Speed	Sect-2	Speed	Sect-3	Speed	TopSpeed	laptime pit	lap	Sect-1	Speed	Sect-2	Speed	Sect-3	Speed	Topspeed	laptime pit
1		82.9	53.633	93.0	18.918	33.3		1:48.285	14	42.676	51.7	1:29.919	41.6	30.208	38.9		2:42.803
2	26.391	93.7	50.409	95.6	17.638	84.3		1:34.438	15	46.107	69.5	1:06.335	73.2	21.310	75.8		2:13.752
3	27.873	90.1	50.273	95.4	17.433	84.8		1:35.579	16	27.412	91.8	51.813	96.1	17.014	85.2		1:36.239
4	27.549	99.6	52.354	95.1	17.294	84.8		1:37.197	17	27.167	99.3	51.204	94.4	17.351	88.0		1:35.722
5	27.308	96.9	50.357	93.9	17.095	84.6		1:34.760	18	27.945	82.5	54.845	96.2	18.677	82.8		1:41.467
6	27.452	94.3	50.822	94.4	17.047	85.4		1:35.321	19	31.192	77.7	1:00.188	83.0	20.893	81.1		1:52.273
7	27.385	97.8	50.455	94.8	17.772	84.9		1:35.612	20	32.860	71.1	1:01.970	87.0	20.989	76.4		1:55.819
8	27.160	98.7	49.958	95.2	16.792	85.9		1:33.910	21	33.705	69.4	1:06.107	79.1	21.605	78.2		2:01.417
9	27.389	99.6	49.459	95.4	17.318	79.4		1:34.166	22	34.306	65.6	1:08.134	84.6	21.826	73.6		2:04.266
10	27.309	101.2	49.960	96.2	16.831	75.5		1:34.100	23	35.021	67.7	1:09.633	85.0	21.122	75.1		2:05.776
11	32.684	81.6	58.646	81.2	21.281	70.3		1:52.611	24	34.007	69.0	1:07.864	86.1	21.061	74.6		2:02.932
12	29.095	88.4	53.002	76.0				1:50.118	25	33.818	66.9	1:08.749	86.9	20.853	80.1		2:03.420
13		78.8	1:10.813	26.7	31.862	65.4		3:16.113 P	26								

22 Tom Harris (A)									Jaguar Mk7								
lap	Sect-1	Speed	Sect-2	Speed	Sect-3	Speed	TopSpeed	laptime pit	lap	Sect-1	Speed	Sect-2	Speed	Sect-3	Speed	Topspeed	laptime pit
1		71.6	55.162	94.3	17.931	82.4		1:51.536	13	44.237	49.0	1:29.395	38.2	30.538	36.1		2:44.170
2	29.263	79.9	54.336	93.5	17.913	82.2		1:41.512	14	45.086	60.6	1:07.369	78.6	21.570	83.0		2:14.025
3	28.996	83.9	54.165	93.1	18.082	84.0		1:41.243	15	29.583	76.4	54.225	95.2	17.853	83.4		1:41.661
4	29.610	82.5	54.509	92.5	18.140	82.1		1:42.259	16	30.391	62.7	57.787	91.7	19.061	78.6		1:47.239
5	29.321	80.5	54.563	94.6	17.809	83.6		1:41.693	17	31.457	72.6	59.361	88.6	20.035	76.6		1:50.853
6	28.960	81.0	55.849	92.7	17.921	82.9		1:42.730	18	37.524	50.7	1:14.792	64.5	24.318	68.2		2:16.634
7	29.162	82.2	54.977	89.2	18.044	81.2		1:42.183	19	38.899	56.4	1:13.066	74.3	26.502	59.3		2:18.467
8	30.024	80.9	54.242	92.7	18.035	84.3		1:42.301	20	38.813	57.4	1:14.240	71.3	29.521	62.2		2:22.574
9	29.273	81.8	56.588	93.8	18.779	81.4		1:44.640	21	38.839	61.2	1:15.679	67.3	26.435	62.9		2:20.953
10	30.403	78.0	1:06.236	79.8	20.238	75.8		1:56.877	22	39.387	58.7	1:19.274	69.9	26.541	60.8		2:25.202
11	32.009	71.4	1:09.857	35.0				2:14.603	23	42.148	57.5	1:17.167	73.9	29.604	60.7		2:28.919
12		70.3	1:09.559	29.1	31.271	72.7		3:17.231 P	24								

23 Love-Love (A)									Jaguar XK150								
lap	Sect-1	Speed	Sect-2	Speed	Sect-3	Speed	TopSpeed	laptime pit	lap	Sect-1	Speed	Sect-2	Speed	Sect-3	Speed	Topspeed	laptime pit
1		75.0	54.063	101.1	18.871	90.9		1:50.094	13	42.621	58.9	1:30.268	37.4	30.477	40.7		2:43.366
2	29.249	78.2	53.036	101.1	18.519	90.9		1:40.804	14	45.573	68.1	1:06.129	74.8	20.767	87.1		2:12.469
3	28.431	82.2	53.476	99.9	18.351	89.9		1:40.258	15	28.331	86.1	50.996	102.6	17.556	90.4		1:36.883
4	29.008	77.9	53.363	100.8	18.685	88.6		1:41.056	16	27.145	91.8	50.091	104.2	16.958	92.2		1:34.194
5	28.497	78.9	53.275	100.8	18.560	90.9		1:40.332	17	27.938	88.8	53.427	102.2	18.313	85.4		1:39.678
6	28.874	77.8	53.171	100.9	18.477	90.6		1:40.522	18	32.688	73.4	59.735	81.3	21.064	76.7		1:53.487
7	29.168	79.3	52.648	101.4	18.307	90.9		1:40.123	19	33.494	72.5	1:00.957	84.6	21.120	79.9		1:55.571
8	28.850	79.3	53.758	98.9	19.159	90.3		1:41.767	20	33.986	68.3	1:05.806	76.3	21.920	75.5		2:01.712
9	29.568	78.3	52.814	102.2	18.523	90.5		1:40.905	21	34.260	67.1	1:08.118	82.6	21.435	78.0		2:03.813
10	29.115	77.6	56.065	88.1	20.050	84.4		1:45.230	22	35.050	69.9	1:10.774	85.0	29.879	74.6		2:15.703
11	30.161	72.4	1:32.922	37.4				2:35.029	23	35.582	67.0	1:06.970	82.7	21.126	75.6		2:03.678
12	Out	78.3	1:01.295	53.4	27.567	67.2		3:27.145 P	24	35.327	70.3	1:08.050	79.7	21.792	76.9		2:05.169

25 Connew-Lewis (A)									Jaguar Mk1								
lap	Sect-1	Speed	Sect-2	Speed	Sect-3	Speed	TopSpeed	laptime pit	lap	Sect-1	Speed	Sect-2	Speed	Sect-3	Speed	Topspeed	laptime pit
1		76.3	53.109	99.6	18.393	83.0		1:48.401	10	27.464	85.1	51.548	105.5	19.230	75.0		1:38.242
2	27.054	87.9	49.458	105.9	17.458	86.0		1:33.970	11	36.056	69.4	1:00.573	94.4	18.564	92.5		1:55.193
3	26.703	89.1	49.095	105.0	17.133	98.7		1:32.931	12	29.511	80.3	55.143	98.2	18.143	96.3		1:42.797
4	26.596	88.1	1:08.189	98.6	17.519	95.5		1:52.304	13	37.487	43.2	1:41.188	35.4				2:55.169
5	27.919	83.4	50.807	103.1	17.217	97.6		1:35.943	14		78.9	1:22.057	38.1	29.751	41.5		3:01.053 P
6	27.728	84.2	49.882	103.1	17.102	98.4		1:34.712	15	47.499	63.0	1:06.700	75.1	19.846	86.8		2:14.045
7	27.024	87.2	50.726	100.0	17.137	98.9		1:34.887	16	26.219	99.7	47.966		16.683	89.2		1:30.868
8	26.937	89.5	49.679	102.6	16.993	98.4		1:33.609	17	26.859	92.0	1:25.856	76.0				2:18.127
9	27.318	79.9	50.318	102.8	16.773	100.3		1:34.409	18								



**Session Start: 18:12:56 - Finish: 18:59:45**  
**Weather/Track Conditions: Cloud / Drying**  
**Circuit: Donington Park National**  
**Track Length: 3.185 Km - 1.9791 miles**

# Donington Historic Festival - 30 Apr - 2 May 2016

## HRDC 'Touring Greats' for pre-60 Touring Cars

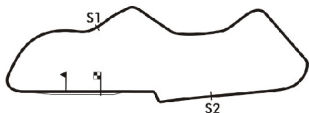
### Race 17 - Sector Analysis

40 Richard Meins (S)									Austin A40								
lap	Sect-1	Speed	Sect-2	Speed	Sect-3	Speed	TopSpeed	laptime pit	lap	Sect-1	Speed	Sect-2	Speed	Sect-3	Speed	Topspeed	laptime pit
1		75.3	53.512	94.2	18.962	79.7		1:49.533	14	45.760	44.5	1:28.864	39.3	30.525	34.2		2:45.149
2	27.719	91.6	51.405	95.0	18.381	81.8		1:37.505	15	45.324	49.6	1:07.117	74.6	22.101	82.8		2:14.542
3	27.183	96.7	50.670	94.2	17.996	83.5		1:35.849	16	26.991	91.9	50.446	95.6	16.672	86.7		1:34.109
4	26.972	96.9	50.624	95.2	17.826	82.5		1:35.422	17	26.307	98.0	49.740	95.0	16.798	84.6		1:32.845
5	27.070	95.8	50.270	94.2	17.098	84.2		1:34.438	18	26.665	94.4	51.282	97.2	17.259	84.6		1:35.206
6	26.815	97.1	50.125	95.5	17.073	84.2		1:34.013	19	28.477	86.8	51.977	94.8	19.688	79.0		1:40.142
7	27.051	99.0	49.820	97.2	17.065	84.3		1:33.936	20	28.377	90.0	1:09.453	83.7	20.167	79.3		1:57.997
8	26.898	98.3	50.140	94.3	17.172	84.2		1:34.210	21	32.695	71.7	1:01.636	86.7	21.123	75.6		1:55.454
9	27.023	96.6	49.836	94.6	17.237	84.2		1:34.096	22	33.841	72.3	1:04.032	86.7	25.513	72.9		2:03.386
10	26.973	98.1	49.953	94.7	17.329	72.2		1:34.255	23	33.082	73.7	1:04.781	86.4	21.699	74.9		1:59.562
11	30.804	81.1	1:00.032	80.0				1:56.342	24	32.839	74.6	1:06.284	85.6	21.558	76.8		2:00.681
12		79.9	56.595	79.5	19.314	75.6		2:36.879 P	25	33.211	77.9	1:06.954	83.9	21.788	75.7		2:01.953
13	31.857	79.5	1:15.131	31.0	30.436	59.1		2:17.424	26	33.375	71.9	1:07.802	86.8	21.565	79.4		2:02.742

48 Butterfield R-Butterfield T (A)									Jaguar Mk1								
lap	Sect-1	Speed	Sect-2	Speed	Sect-3	Speed	TopSpeed	laptime pit	lap	Sect-1	Speed	Sect-2	Speed	Sect-3	Speed	Topspeed	laptime pit
1				101.6	16.930	91.6		1:42.566	14	46.500	50.2	1:26.912	40.3	30.338	38.1		2:43.750
2	26.197	97.6	49.490	102.6	16.203	92.5		1:31.890	15	46.609	59.8	1:07.668	56.1	20.448	88.1		2:14.725
3	25.945	94.8	48.679	103.4	16.443	91.9		1:31.067	16	2:03.227	90.8	49.843	104.9	16.781	91.9		3:09.851
4	26.335	98.3	48.028	103.4	16.299	91.5		1:30.662	17	26.306	96.0	56.218	99.3	17.301	87.4		1:39.825
5	26.273	98.0	50.379	100.0	16.592	87.1		1:33.244	18	30.730	76.0	54.362	87.6	19.443	82.8		1:44.535
6	26.178	99.3	49.062	101.6	16.465	89.9		1:31.705	19	31.246	76.9	58.909	82.8	20.240	79.6		1:50.395
7	25.910	98.7	48.418	104.1	16.158	90.7		1:30.486	20	33.526	70.4	1:03.319	80.5	21.148	79.8		1:57.993
8	26.266	85.8	48.561	103.7	16.653	77.3		1:31.480	21	35.019	68.8	1:04.940	77.8	24.768	66.4		2:04.727
9	26.323	88.3	48.650	103.6	16.221	88.8		1:31.194	22	34.186	70.7	1:04.471	84.7	21.134	77.9		1:59.791
10	26.280	101.5	50.005	102.6	16.755	76.7		1:33.040	23	33.371	73.0	1:04.874	86.8	20.760	79.2		1:59.005
11	26.424	97.0	53.679	88.0	18.754	83.4		1:38.857	24	33.459	74.0	1:06.298	79.8	21.630	77.7		2:01.387
12	28.404	82.8	1:31.125	33.6				2:32.094	25	34.057	71.0	1:07.401	86.9	21.595	76.6		2:03.053
13		69.8	1:28.477	33.2	30.133	64.1		3:10.516 P	26								

50 Peter Blanchett (C)									Austin A50								
lap	Sect-1	Speed	Sect-2	Speed	Sect-3	Speed	TopSpeed	laptime pit	lap	Sect-1	Speed	Sect-2	Speed	Sect-3	Speed	Topspeed	laptime pit
1		76.3	57.835	78.3	18.856	72.3		2:00.947	13	45.149	50.3	1:29.535	40.2	30.316	35.4		2:45.000
2	30.425	87.3	57.639	77.9	19.483	72.2		1:47.547	14	45.207	56.6	1:07.186	72.0	22.157	73.1		2:14.550
3	30.176	86.7	55.642	79.2	18.566	72.8		1:44.384	15	30.170	89.7	55.937	80.0	19.788	72.3		1:45.895
4	30.251	88.8	55.214	77.7	19.598	71.9		1:45.063	16	31.318	80.8	58.336	81.3	19.533	72.3		1:49.187
5	30.137	88.0	54.452	80.4	18.282	73.4		1:42.871	17	30.078	86.6	59.913	79.7	20.531	67.8		1:50.522
6	30.087	86.0	55.933	79.9	18.540	73.0		1:44.560	18	33.283	60.3	1:05.770	75.9	22.310	68.3		2:01.363
7	30.101	88.2	54.793	79.8	18.401	73.4		1:43.295	19	34.706	68.0	1:05.024	76.2	22.370	67.1		2:02.100
8	29.935	88.9	55.487	80.0	18.574	72.6		1:43.996	20	36.096	64.4	1:11.369	75.7	23.314	67.4		2:10.779
9	30.241	87.7	55.222	80.9	19.014	69.1		1:44.477	21	35.813	68.8	1:08.356	75.4	22.379	68.0		2:06.548
10	30.984	87.9	57.283	69.0	21.728	67.5		1:49.995	22	35.948	71.7	1:08.392	77.0	22.358	68.5		2:06.698
11	31.337	86.0	57.210	63.8				1:57.446	23	35.391	70.9	1:09.054	77.0				2:13.283
12	Out	76.4	1:14.705	31.1	30.740	72.5		3:11.195 P	24								

54 Tony Hall (T63)									Vauxhall VX4/90								
lap	Sect-1	Speed	Sect-2	Speed	Sect-3	Speed	TopSpeed	laptime pit	lap	Sect-1	Speed	Sect-2	Speed	Sect-3	Speed	Topspeed	laptime pit
1		68.5	57.574	90.9	19.106	80.4		1:59.546	13	38.453	60.8	1:30.594	42.1	29.841	39.6		2:38.888
2	30.645	74.8	57.521	87.4	19.557	80.6		1:47.723	14	47.493	64.9	1:06.835	88.0	21.101	78.4		2:15.429
3	31.163	78.9	56.677	92.4	18.903	81.8		1:46.743	15	30.962	72.0	56.720	93.5	18.154	81.5		1:45.836
4	30.803	79.4	55.888	90.1	19.020	80.8		1:45.711	16	30.256	69.7	58.861	91.4	18.431	82.1		1:47.548
5	29.799	82.0	55.973	91.5	18.447	81.8		1:44.219	17	31.025	72.1	59.619	92.6	22.006	67.5		1:52.650
6	29.900	78.8	55.194	92.6	18.273	80.6		1:43.367	18	33.815	68.8	1:14.595	69.1	25.117	65.8		2:13.527
7	30.106	71.4	56.535	92.6	19.081	79.6		1:45.722	19	39.172	54.3	1:13.110	71.8	26.106	64.6		2:18.388
8	29.545	85.5	55.654	92.2	18.812	81.6		1:44.011	20	41.582	54.7	1:18.081	69.6	26.997	66.5		2:26.660
9	29.918	81.6	56.594	92.6	18.780	82.0		1:45.292	21	41.853	53.3	1:19.305	71.3	25.586	62.8		2:26.744
10	30.878	78.9	1:00.026	80.8				1:56.279	22	42.036	57.0	1:20.828	69.6	25.509	65.2		2:28.373
11		71.7	1:02.671	77.8	21.349	77.9		3:21.793 P	23	40.719	55.7	1:20.115	68.1	25.675	66.5		2:26.509
12	31.496	74.7	1:00.281	89.9	20.927	73.5		1:52.704	24								



**Session Start: 18:12:56 - Finish: 18:59:45**  
**Weather/Track Conditions: Cloud / Drying**  
**Circuit: Donington Park National**  
**Track Length: 3.185 Km - 1.9791 miles**



# Donington Historic Festival - 30 Apr - 2 May 2016

## HRDC 'Touring Greats' for pre-60 Touring Cars

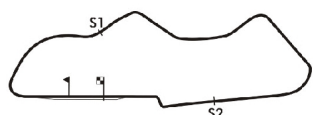
### Race 17 - Sector Analysis

59 Ross-Unsworth (T63)									Alfa Giulia Ti								
lap	Sect-1	Speed	Sect-2	Speed	Sect-3	Speed	TopSpeed	laptime pit	lap	Sect-1	Speed	Sect-2	Speed	Sect-3	Speed	Topspeed	laptime pit
1		78.1	53.377	95.8	17.157	85.0		1:45.578	13	47.575	51.0	1:26.430	44.9	31.062	41.0		2:45.067
2	27.229	95.5	50.639	95.9	17.036	86.7		1:34.904	14	46.423	59.3	1:08.851	58.0	20.902	77.8		2:16.176
3	27.331	94.3	50.790	93.6	17.700	84.7		1:35.821	15	31.192	83.9	55.111	92.6	18.301	84.7		1:44.604
4	27.321	92.9	55.958	94.4	18.576	82.8		1:41.855	16	29.528	89.8	53.753	92.5	18.203	85.8		1:41.484
5	27.938	95.1	50.945	94.8	17.638	85.1		1:36.521	17	29.498	79.6	56.636	93.6	19.305	81.0		1:45.439
6	27.037	96.2	50.617	95.5	18.499	83.4		1:36.153	18	33.788	70.8	1:09.535	72.3	22.622	74.0		2:05.945
7	27.177	95.2	50.615	95.4	16.738	88.6		1:34.530	19	34.240	69.9	1:04.783	79.0	21.693	74.0		2:00.716
8	27.048	98.7	49.932	96.3	16.528	88.4		1:33.508	20	35.564	69.7	1:08.934	74.2	22.728	71.1		2:07.226
9	26.923	98.1	50.363	94.7	16.677	88.6		1:33.963	21	36.381	65.2	1:12.772	77.3	23.045	72.5		2:12.198
10	26.828	94.1	50.356	96.1	17.568	82.3		1:34.752	22	35.591	68.4	1:07.845	77.8	22.199	73.1		2:05.635
11	30.827	85.8	58.058	76.4				1:55.773	23	35.404	68.2	1:10.214	80.9	22.198	75.6		2:07.816
12	Out	43.1	1:41.176	37.1	30.161	53.4		4:41.718 P	24	35.287	69.5	1:10.736	81.5	21.932	72.4		2:07.955

68 Marc Gordon (A)									Jaguar XK150S								
lap	Sect-1	Speed	Sect-2	Speed	Sect-3	Speed	TopSpeed	laptime pit	lap	Sect-1	Speed	Sect-2	Speed	Sect-3	Speed	Topspeed	laptime pit
1		72.3	53.585	97.9	19.250	87.6		1:49.084	14	38.768	63.9	1:30.479	39.3	29.891	39.0		2:39.138
2	27.628	87.7	52.208	93.5	18.888	87.3		1:38.724	15	47.684	69.5	1:06.493	83.1	20.675	86.9		2:14.852
3	28.048	87.0	51.190	98.6	18.113	88.2		1:37.351	16	29.965	73.8	52.388	101.7	17.518	90.5		1:39.871
4	27.384	93.2	51.704	100.8	17.325	87.7		1:36.413	17	28.635	73.0	54.202	91.7	18.894	87.4		1:41.731
5	27.380	91.0	51.205	101.6	17.278	88.2		1:35.863	18	30.105	72.4	59.236	98.0	20.744	78.0		1:50.085
6	27.271	90.5	51.087	102.2	17.013	90.4		1:35.371	19	34.251	67.9	1:03.594	85.8	20.594	81.0		1:58.439
7	27.204	91.6	50.756	101.7	17.386	91.2		1:35.346	20	32.237	72.1	1:00.830	87.1	21.024	79.0		1:54.091
8	27.214	89.4	51.091	102.6	17.427	90.4		1:35.732	21	34.665	66.0	1:07.154	82.6	22.147	78.7		2:03.966
9	28.094	85.6	51.142	101.7	17.413	89.5		1:36.649	22	33.739	69.1	1:07.823	82.8	21.146	80.5		2:02.708
10	27.475	87.5	52.118	100.5	19.667	65.4		1:39.260	23	34.680	71.6	1:07.155	79.4	21.590	80.3		2:03.425
11	36.276	71.3	1:00.801	88.8				1:58.689	24	33.854	70.8	1:06.987	84.8	21.574	78.6		2:02.415
12	Out	68.6	1:01.548	76.5	21.220	78.1		3:02.345 P	25	33.371	70.2	1:04.286	88.5	21.647	81.9		1:59.304
13	32.255	72.0	59.785	86.5	20.636	76.2		1:52.676	26								

69 Gavin Watson (C)									Alfa Giulietta Ti								
lap	Sect-1	Speed	Sect-2	Speed	Sect-3	Speed	TopSpeed	laptime pit	lap	Sect-1	Speed	Sect-2	Speed	Sect-3	Speed	Topspeed	laptime pit
1		78.2	51.973	97.7	17.373	84.9		1:44.578	14	46.332	55.9	1:26.622	41.6	30.821	37.9		2:43.775
2	27.092	95.2	50.856	95.6	16.785	85.3		1:34.733	15	46.582	63.1	1:08.060	61.2	20.901	83.6		2:15.543
3	27.731	96.7	50.052	94.8	16.997	85.6		1:34.780	16	27.349	96.7	50.827	98.4	17.368	85.0		1:35.544
4	26.966	96.3	50.226	95.8	16.855	85.3		1:34.047	17	27.472	89.7	50.315	97.6	17.722	85.8		1:35.509
5	26.850	96.3	50.302	94.8	16.890	85.2		1:34.042	18	27.432	87.4	52.276	96.9	17.642	84.6		1:37.350
6	27.005	97.3	50.630	95.6	16.977	85.0		1:34.612	19	29.241	84.2	52.761	96.3	19.522	82.1		1:41.524
7	26.950	95.5	50.097	96.7	17.357	85.2		1:34.404	20	29.171	84.5	59.065	88.8	19.964	81.7		1:48.200
8	27.030	93.9	50.352	96.5	17.559	84.3		1:34.941	21	32.403	74.4	1:02.811	84.3	22.092	78.0		1:57.306
9	27.227	94.2	50.319	96.1	16.855	85.3		1:34.401	22	33.177	80.0	1:07.163	87.2	21.267	77.6		2:01.607
10	26.996	91.8	54.200	96.5	17.196	80.3		1:38.392	23	34.015	70.0	1:07.095	82.9	21.232	76.8		2:02.342
11	31.660	83.2	56.371	72.7				1:55.398	24	33.495	77.9	1:06.160	86.2	21.183	77.3		2:00.838
12	Out	91.3	51.445	95.6	16.820	85.0		2:15.511 P	25	33.661	71.7	1:06.143	87.0	21.130	79.8		2:00.934
13	28.335	68.1	1:39.127	34.0	30.550	64.3		2:38.012	26	33.245	79.0	1:06.072	87.3	20.803	80.0		2:00.120

77 Jordan-Jordan (S)									Austin A40								
lap	Sect-1	Speed	Sect-2	Speed	Sect-3	Speed	TopSpeed	laptime pit	lap	Sect-1	Speed	Sect-2	Speed	Sect-3	Speed	Topspeed	laptime pit
1		100.6	47.749	97.3	16.458	87.2		1:34.948	14	48.190	52.5	1:26.457	40.1	31.017	50.8		2:45.664
2	25.882	105.4	47.701	97.3	16.530	87.4		1:30.113	15	46.472	53.6	1:10.054	58.2	18.328	88.2		2:14.854
3	25.936	107.4	47.323	97.4	16.455	88.1		1:29.714	16	25.635	104.3	47.176	98.7	15.921	88.1		1:28.732
4	25.796	106.8	47.182	97.4	16.269	87.8		1:29.247	17	25.469	105.9	46.874	98.7	15.904	88.0		1:28.247
5	25.787	106.3	47.643	96.9	16.364	87.2		1:29.794	18	25.760	98.8	49.054	98.4	16.156	86.5		1:30.970
6	25.897	105.4	47.806	97.9	16.513	87.8		1:30.216	19	27.006	82.6	49.568	99.2	28.776	83.4		1:45.350
7	25.856	103.7	48.167	98.0	16.182	88.1		1:30.205	20	28.656	83.6	56.581	89.3	19.253	83.1		1:44.490
8	26.383	93.7	47.881	97.9	16.116	88.1		1:30.380	21	30.521	80.3	55.433	91.0	19.117	83.9		1:45.071
9	25.958	104.8	47.396	98.4	17.848	86.8		1:31.202	22	31.759	78.6	1:02.397	87.4	20.948	80.4		1:55.104
10	26.839	104.6	47.453	97.9	16.255	87.8		1:30.547	23	32.139	73.1	1:02.733	89.2	19.512	82.5		1:54.384
11	26.230	91.2	49.187	95.1				1:35.602	24	31.433	77.6	1:01.601	90.7	19.606	81.2		1:52.640
12	Out	86.4	1:16.334	34.4	29.719	57.1		2:55.076 P	25	31.505	75.1	1:01.271	91.2	19.794	82.6		1:52.570
13	52.683	39.2	1:40.460	39.7	30.856	46.9		3:03.999	26	31.267	75.4	1:02.593	91.5	19.485	81.9		1:53.345



**Session Start: 18:12:56 - Finish: 18:59:45**  
**Weather/Track Conditions: Cloud / Drying**  
**Circuit: Donington Park National**  
**Track Length: 3.185 Km - 1.9791 miles**

# Donington Historic Festival - 30 Apr - 2 May 2016

## HRDC 'Touring Greats' for pre-60 Touring Cars

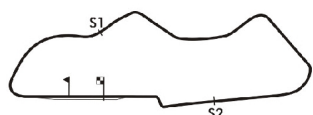
### Race 17 - Sector Analysis

88 Barber-Thomas (D)									Fiat Abarth 850TC								
lap	Sect-1	Speed	Sect-2	Speed	Sect-3	Speed	TopSpeed	laptime pit	lap	Sect-1	Speed	Sect-2	Speed	Sect-3	Speed	Topspeed	laptime pit
1		67.5	59.785	82.7	19.518	74.1		2:03.429	5	30.845	86.5	57.738	80.7	20.269	73.3		1:48.852
2	30.367	85.4	56.927	82.1	19.263	75.5		1:46.557	6	30.954	82.4	58.661	83.4	18.820	75.9		1:48.435
3	30.417	81.4	56.149	83.1	19.114	75.9		1:45.680	7	30.864	83.6	56.235	84.0	19.307	73.6		1:46.406
4	30.209	89.1	56.197	82.3	20.794	68.4		1:47.200	8	29.935	86.4	56.084	83.5	18.998	74.2		1:45.017

90 Paul Clayson (T63)									Vauxhall VX/490								
lap	Sect-1	Speed	Sect-2	Speed	Sect-3	Speed	TopSpeed	laptime pit	lap	Sect-1	Speed	Sect-2	Speed	Sect-3	Speed	Topspeed	laptime pit
1		69.7	1:00.977	82.7	19.923	73.8		2:04.089	13	43.255	49.5	1:29.607	40.3	30.407	35.0		2:43.269
2	30.221	81.5	56.920	85.7	19.582	75.8		1:46.723	14	45.966	65.2	1:06.569	72.2	21.566	76.3		2:14.101
3	29.951	82.5	55.497	88.6	18.600	78.9		1:44.048	15	29.696	80.2	54.015	90.3	19.228	79.9		1:42.939
4	29.356	83.1	54.065	88.0	18.947	76.2		1:42.368	16	29.905	64.3	58.010	90.1	18.161	77.9		1:46.076
5	29.512	86.5	54.075	88.6	18.621	76.5		1:42.208	17	30.437	71.1	59.152	89.5	20.778	72.2		1:50.367
6	29.107	88.5	54.186	89.1	18.327	76.8		1:41.620	18	34.617	64.0	1:05.183	77.5	22.916	71.3		2:02.716
7	29.323	86.3	54.398	88.9	18.499	78.9		1:42.220	19	35.214	66.1	1:04.137	80.3	22.553	71.0		2:01.904
8	30.184	84.4	54.617	88.6	19.286	73.7		1:44.087	20	37.225	62.9	1:11.546	78.9	23.575	71.0		2:12.346
9	29.793	85.3	54.452	88.0	19.625	74.5		1:43.870	21	37.851	61.7	1:11.296	79.0	23.127	72.3		2:12.274
10	30.460	77.9	1:01.626	69.3				1:56.446	22	35.941	62.3	1:11.830	77.6	23.555	69.7		2:11.326
11		78.8	58.945	79.6	19.558	75.0		2:59.787 P	23	37.221	53.6	1:11.248	78.4	23.485	70.1		2:11.954
12	31.215	70.3	1:10.702	28.9	31.675	64.9		2:13.592	24	36.661	59.8	1:11.734	78.5	23.438	72.2		2:11.833

94 Barry Louvel (D)									Triumph Herald Coupe								
lap	Sect-1	Speed	Sect-2	Speed	Sect-3	Speed	TopSpeed	laptime pit	lap	Sect-1	Speed	Sect-2	Speed	Sect-3	Speed	Topspeed	laptime pit
1		70.8	54.868	90.9	18.249	80.9		1:52.617	13	42.867	58.0	1:30.427	39.2	30.301	41.3		2:43.595
2	28.747	83.1	54.674	89.9	18.262	81.0		1:41.683	14	45.911	65.5	1:07.040	76.0	20.286	80.5		2:13.237
3	28.615	86.7	56.208	90.7	18.280	79.9		1:43.103	15	28.599	85.1	53.992	92.4	18.360	82.2		1:40.951
4	28.554	84.3	54.235	90.3	18.164	79.6		1:40.953	16	29.859	66.3	58.050	89.7	18.157	79.9		1:46.066
5	28.513	82.6	54.381	91.1	18.158	80.7		1:41.052	17	30.249	70.0	59.700	90.0	20.963	75.7		1:50.912
6	28.498	84.4	55.812	88.2	18.058	81.3		1:42.368	18	33.978	65.1	1:05.410	80.9	22.715	75.1		2:02.103
7	28.822	83.4	54.919	92.1	18.186	80.4		1:41.927	19	35.303	65.5	1:04.000	83.5	22.401	73.3		2:01.704
8	29.800	80.7	54.602	90.5	17.914	81.7		1:42.316	20	35.628	64.6	1:09.153	81.5	22.529	73.6		2:07.310
9	29.057	81.4	1:21.177	90.1	19.320	74.2		2:09.554	21	35.495	61.8	1:11.019	79.5	22.433	69.7		2:08.947
10	30.777	76.8	57.919	67.0				1:54.090	22	35.796	62.4	1:09.746	82.4	22.459	72.2		2:08.001
11	Out	67.7	1:01.333	81.7	19.977	74.6		3:17.694 P	23	35.980	67.5	1:08.592	81.9	22.378	72.0		2:06.950
12	31.520	75.0	59.382	56.9	25.986	70.2		1:56.888	24	36.545	65.3	1:09.000	82.4	22.547	68.1		2:08.092

96 Pearson-Reed (S)									Austin A35 Speedwell								
lap	Sect-1	Speed	Sect-2	Speed	Sect-3	Speed	TopSpeed	laptime pit	lap	Sect-1	Speed	Sect-2	Speed	Sect-3	Speed	Topspeed	laptime pit
1		74.8	56.056	91.5	19.169	82.2		1:55.810	13	38.565	59.3	1:30.585	38.7	30.195	38.3		2:39.345
2	29.284	77.3	55.310	89.2	19.025	82.7		1:43.619	14	47.131	62.9	1:06.084	82.2	20.431	80.7		2:13.646
3	29.501	76.8	55.299	89.7	18.506	81.8		1:43.306	15	31.823	74.5	57.626	86.4	19.177	80.5		1:48.626
4	29.209	80.7	55.127	88.0	19.084	81.7		1:43.420	16	31.611	73.6	1:00.269	83.2	19.128	83.3		1:51.008
5	29.277	79.1	54.495	88.6	18.936	80.1		1:42.708	17	30.602	77.3	57.321	87.7	20.607	72.6		1:48.530
6	29.248	81.6	55.052	88.6	18.280	87.3		1:42.580	18	31.912	75.2	1:31.700	76.5	22.355	74.6		2:25.967
7	28.960	80.7	54.351	90.1	18.439	80.0		1:41.750	19	36.644	62.8	1:08.120	74.8	22.909	71.9		2:07.673
8	28.932	80.8	56.234	90.4	18.342	77.0		1:43.508	20	38.628	61.4	1:13.879	69.3	23.707	78.4		2:16.214
9	29.153	82.7	54.312	90.0	19.239	75.7		1:42.704	21	1:00.279	55.2	1:15.327	74.6	23.961	70.3		2:39.567
10	29.855	78.4	1:03.188	79.2				1:58.330	22	40.128	58.1	1:20.280	67.6	26.670	71.0		2:27.078
11		68.3	1:02.675	79.7	20.812	77.5		3:41.017 P	23	39.856	59.7	1:19.979	70.4	23.744	73.8		2:23.579
12	32.036	75.3	1:00.292	80.9	21.333	72.1		1:53.661	24								



**Session Start: 18:12:56 - Finish: 18:59:45**  
**Weather/Track Conditions: Cloud / Drying**  
**Circuit: Donington Park National**  
**Track Length: 3.185 Km - 1.9791 miles**

# Donington Historic Festival - 30 Apr - 2 May 2016

## HRDC 'Touring Greats' for pre-60 Touring Cars

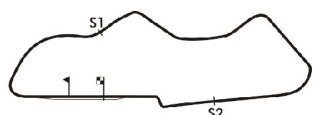
### Race 17 - Sector Analysis

112 John Cleland (ACD)									Austin A30 Academy								
lap	Sect-1	Speed	Sect-2	Speed	Sect-3	Speed	TopSpeed	laptime pit	lap	Sect-1	Speed	Sect-2	Speed	Sect-3	Speed	Topspeed	laptime pit
1		74.3	57.097	86.3	18.902	79.3		1:56.933	13	45.805	44.9	1:28.729	39.6	30.710	35.2		2:45.244
2	29.486	83.4	54.833	86.5	18.760	80.3		1:43.079	14	45.240	51.4	1:06.762	70.7	22.608	75.4		2:14.610
3	29.729	81.6	55.133	87.6	18.690	78.9		1:43.552	15	29.764	84.8	54.008	86.4	18.335	77.3		1:42.107
4	29.183	85.4	55.268	85.7	18.902	77.9		1:43.353	16	29.589	86.3	54.204	87.6	18.409	79.4		1:42.202
5	29.363	85.5	54.255	87.8	18.694	79.2		1:42.312	17	29.301	83.4	56.609	86.4	19.083	74.1		1:44.993
6	29.363	85.8	54.905	88.4	19.002	78.4		1:43.270	18	31.846	73.8	1:07.272	74.7	22.903	74.2		2:02.021
7	29.151	87.2	53.824	88.1	18.295	78.9		1:41.270	19	35.394	66.3	1:04.624	78.8	21.994	72.7		2:02.012
8	28.747	87.1	55.363	87.1	18.359	76.4		1:42.469	20	36.038	69.2	1:10.228	77.0	22.888	69.6		2:09.154
9	29.035	90.2	54.200	85.8	18.943	77.8		1:42.178	21	35.527	68.3	1:11.732	78.4	22.240	71.7		2:09.499
10	29.629	86.7	1:00.188	74.8				1:52.684	22	35.066	68.1	1:09.401	80.0	21.479	73.6		2:05.946
11	Out	76.3	59.034	82.8	19.496	75.1		3:05.111 P	23	34.729	64.2	1:10.506	79.1	21.681	73.5		2:06.916
12	31.240	75.8	1:15.145	33.8	30.691	59.6		2:17.076	24	35.332	66.2	1:11.687	78.6	21.728	74.6		2:08.747

135 Chapman-Anstead (ACD)									Austin A35 Academy								
lap	Sect-1	Speed	Sect-2	Speed	Sect-3	Speed	TopSpeed	laptime pit	lap	Sect-1	Speed	Sect-2	Speed	Sect-3	Speed	Topspeed	laptime pit
1		71.1	59.141	82.6	19.765	75.7		2:04.921	13	46.949	65.8	1:07.474	82.4	19.585	78.0		2:14.008
2	30.962	79.5	57.748	83.2	19.687	75.9		1:48.397	14	29.809	74.7	57.203	88.1	19.668	78.9		1:46.680
3	30.930	72.0	58.179	82.5	19.662	74.5		1:48.771	15	30.853	65.6	58.174	87.1	18.580	78.1		1:47.607
4	31.850	68.4	58.863	81.9	19.900	75.1		1:50.613	16	30.135	71.8	56.799	86.2	19.943	75.5		1:46.877
5	32.070	73.0	58.419	81.0	19.069	72.6		1:49.558	17	32.307	69.0	1:04.728	77.4	21.606	74.0		1:58.641
6	31.039	77.5	59.678	84.0	19.704	75.5		1:50.421	18	34.050	62.1	1:02.518	81.5	21.600	73.1		1:58.168
7	30.995	76.8	59.124	77.5	19.178	76.3		1:49.297	19	34.586	66.3	1:07.414	79.4	21.476	73.6		2:03.476
8	31.641	77.1	58.430	82.8	19.060	75.1		1:49.131	20	35.616	61.4	1:07.578	80.7	21.611	74.3		2:04.805
9	30.693	75.4	58.051	79.1	19.593	74.4		1:48.337	21	34.333	64.8	1:07.407	80.4	22.947	72.5		2:04.687
10	37.787	48.2	1:43.658	44.0	31.617	41.3		2:53.062	22	35.834	66.4	1:06.948	81.7	21.726	75.2		2:04.508
11	55.667	40.1	1:39.886	45.7				3:11.451	23	33.879	67.3	1:09.917	78.0	21.455	72.9		2:05.251
12	Out	76.8	1:09.418	45.5	29.388	39.7		3:10.947 P	24								

151 Lucas-Pittaway (ACD)									Austin A35 Academy								
lap	Sect-1	Speed	Sect-2	Speed	Sect-3	Speed	TopSpeed	laptime pit	lap	Sect-1	Speed	Sect-2	Speed	Sect-3	Speed	Topspeed	laptime pit
1		71.4	56.933	85.4	19.316	79.3		1:57.874	13	Out	81.1	56.416	84.7	18.818	75.7		3:29.410 P
2	29.716	77.2	54.842	86.3	19.212	79.2		1:43.770	14	30.385	81.0	1:03.752	84.0	19.174	79.1		1:53.311
3	29.611	78.0	55.172	87.0	18.956	78.2		1:43.739	15	29.640	79.1	57.203	89.4	18.812	77.9		1:45.655
4	29.527	82.3	54.629	86.3	18.511	78.8		1:42.667	16	30.729	70.5	57.190	87.2	18.247	78.2		1:46.166
5	29.407	80.9	54.925	86.7	18.913	78.5		1:43.245	17	29.622	81.1	55.005	86.0	18.829	75.7		1:43.456
6	29.413	81.3	54.875	86.7	18.851	77.7		1:43.139	18	30.892	69.0	1:02.716	83.6	21.833	73.0		1:55.441
7	29.520	80.6	54.931	86.2	18.412	78.7		1:42.863	19	32.381	75.0	1:01.025	83.5	20.893	73.1		1:54.299
8	28.964	84.9	54.516	87.8	18.320	79.4		1:41.800	20	34.104	67.5	1:07.231	80.3	21.663	72.5		2:02.998
9	29.257	81.8	56.113	86.3	19.012	76.0		1:44.382	21	34.406	58.7	1:09.216	83.2	20.875	71.9		2:04.497
10	29.867	83.0	1:01.597	66.6	20.213	71.6		1:51.677	22	33.345	66.7	1:05.636	81.6	21.370	75.5		2:00.351
11	31.916	71.1	1:03.339	36.7	29.942	63.3		2:05.197	23	34.586	66.0	1:08.343	80.9	22.610	74.9		2:05.539
12	50.733	41.2	1:40.788	41.2				3:06.487	24	33.610	75.1	1:06.443	83.2	21.517	75.1		2:01.570

296 Tom Shephard (C)									Alfa Romeo Giulietta Ti								
lap	Sect-1	Speed	Sect-2	Speed	Sect-3	Speed	TopSpeed	laptime pit	lap	Sect-1	Speed	Sect-2	Speed	Sect-3	Speed	Topspeed	laptime pit
1		87.0	51.883	98.4	16.757	88.6		1:42.949	14	46.558	53.7	1:27.195	41.1	30.358	37.0		2:44.111
2	26.475	96.9	49.582	98.2	16.803	87.7		1:32.860	15	46.633	60.6	1:07.068	56.1	20.475	88.5		2:14.176
3	26.929	96.3	49.276	96.7	16.476	88.0		1:32.681	16	27.039	98.1	49.718	99.2	16.400	88.6		1:33.157
4	26.794	98.7	49.178	97.3	17.089	85.1		1:33.061	17	26.341	102.1	48.463	98.3	17.131	86.5		1:31.935
5	26.691	95.4	48.401	97.3	16.886	87.0		1:31.978	18	27.022	94.7	50.352	99.5	16.903	85.3		1:34.277
6	26.846	96.7	49.107	98.0	16.468	88.8		1:32.421	19	28.222	83.2	52.373	98.0	21.555	82.7		1:42.150
7	26.463	99.0	48.894	97.6	16.455	88.8		1:31.812	20	28.165	88.1	57.487	91.0	19.930	80.4		1:45.582
8	26.566	97.6	49.241	97.7	16.382	89.1		1:32.189	21	31.543	73.6	1:01.020	84.1	21.519	80.1		1:54.082
9	26.596	98.7	48.990	98.9	16.810	87.3		1:32.396	22	32.868	78.7	1:03.384	89.1	20.192	80.6		1:56.444
10	26.547	96.7	51.059	98.6	17.017	86.8		1:34.623	23	31.795	70.7	1:04.466	86.4	21.486	79.3		1:57.747
11	27.687	89.4	1:02.643	78.8				1:52.191	24	32.601	72.6	1:04.846	88.2	20.600	80.5		1:58.047
12		75.2	54.843	96.7	17.496	87.2		2:53.092 P	25	32.604	75.9	1:03.600	86.1	20.368	81.5		1:56.572
13	28.644	67.4	1:28.795	33.2	29.824	66.5		2:27.263	26	32.178	69.3	1:04.386	88.8	20.017	81.6		1:56.581



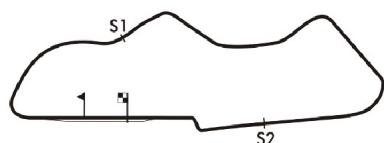
**Session Start: 18:12:56 - Finish: 18:59:45**  
**Weather/Track Conditions: Cloud / Drying**  
**Circuit: Donington Park National**  
**Track Length: 3.185 Km - 1.9791 miles**

# Donington Historic Festival - 30 Apr - 2 May 2016

## HRDC 'Touring Greats' for pre-60 Touring Cars

### Race 17 - Best Sector Times

POS	NO	DRIVER/S	Sector 1			Sector 2			Sector 3			IDEAL LAP	BEST LAP	On
			TIME	LAP	POS	TIME	LAP	POS	TIME	LAP	POS			
1	77	Jordan-Jordan	25.469	17	1	46.874	17	1	15.904	17	1	1:28.247	<b>1:28.247</b>	<b>17</b>
2	13	Brooks-Caine	25.854	9	4	47.534	4	4	16.347	9	8	1:29.735	<b>1:29.985</b>	<b>9</b>
3	9	Darren McWhirter	25.860	17	5	47.947	17	5	16.782	16	15	1:30.589	<b>1:31.222</b>	<b>17</b>
4	17	Dave Devine	26.201	16	7	48.062	6	8	16.323	8	7	1:30.586	<b>1:30.811</b>	<b>16</b>
5	8	Jason Minshaw	26.628	18	12	49.051	17	11	16.424	17	10	1:32.103	<b>1:32.409</b>	<b>17</b>
6	296	Tom Shephard	26.341	17	10	48.401	5	9	16.382	8	9	1:31.124	<b>1:31.812</b>	<b>7</b>
7	69	Gavin Watson	26.850	5	16	50.052	3	17	16.785	2	16	1:33.687	<b>1:34.042</b>	<b>5</b>
8	40	Richard Meins	26.307	17	9	49.740	17	15	16.672	16	12	1:32.719	<b>1:32.845</b>	<b>17</b>
9	21	Louis Frankel	26.391	2	11	49.459	9	14	16.792	8	17	1:32.642	<b>1:33.910</b>	<b>8</b>
10	68	Marc Gordon	27.204	7	19	50.756	7	19	17.013	6	19	1:34.973	<b>1:35.346</b>	<b>7</b>
11	5	John Yea	26.963	18	17	49.167	10	12	16.775	8	14	1:32.905	<b>1:33.588</b>	<b>8</b>
12	4	Brown-Dutton	25.639	9	3	47.445	5	3	16.198	8	4	1:29.282	<b>1:29.999</b>	<b>5</b>
13	48	Butterfield R-Butterfield T	25.910	7	6	48.028	4	7	16.158	7	2	1:30.096	<b>1:30.486</b>	<b>7</b>
14	23	Love-Love	27.145	16	18	50.091	16	18	16.958	16	18	1:34.194	<b>1:34.194</b>	<b>16</b>
15	12	Frankel-Frankel	27.794	17	21	51.369	15	20	17.221	4	20	1:36.384	<b>1:36.935</b>	<b>15</b>
16	151	Lucas-Pittaway	28.964	8	28	54.516	8	30	18.247	16	28	1:41.727	<b>1:41.800</b>	<b>8</b>
17	59	Ross-Unsworth	26.828	10	15	49.932	8	16	16.528	8	11	1:33.288	<b>1:33.508</b>	<b>8</b>
18	112	John Cleland	28.747	8	25	53.824	7	22	18.295	7	31	1:40.866	<b>1:41.270</b>	<b>7</b>
19	7	Slevin-Mullen	27.631	7	20	52.619	6	21	17.699	3	21	1:37.949	<b>1:38.440</b>	<b>6</b>
20	94	Barry Louvel	28.498	6	23	53.992	15	23	17.914	8	23	1:40.404	<b>1:40.951</b>	<b>15</b>
21	90	Paul Clayson	29.107	6	29	54.015	15	24	18.161	16	27	1:41.283	<b>1:41.620</b>	<b>6</b>
22	50	Peter Blanchett	29.935	8	32	54.452	5	29	18.282	5	30	1:42.669	<b>1:42.871</b>	<b>5</b>
23	15	Julian Crossley	28.565	8	24	54.260	7	27	18.025	7	25	1:40.850	<b>1:41.405</b>	<b>7</b>
24	22	Tom Harris	28.960	6	27	54.165	3	26	17.809	5	22	1:40.934	<b>1:41.243</b>	<b>3</b>
25	135	Chapman-Anstead	29.809	14	31	56.799	16	33	18.580	15	32	1:45.188	<b>1:46.680</b>	<b>14</b>
26	96	Pearson-Reed	28.932	8	26	54.312	9	28	18.280	6	29	1:41.524	<b>1:41.750</b>	<b>7</b>
27	54	Tony Hall	29.545	8	30	55.194	6	31	18.154	15	26	1:42.893	<b>1:43.367</b>	<b>6</b>
28	25	Connew-Lewis	26.219	16	8	47.966	16	6	16.683	16	13	1:30.868	<b>1:30.868</b>	<b>16</b>
29	11	Ding Boston	26.653	7	14	49.185	8	13	16.273	7	6	1:32.111	<b>1:32.162</b>	<b>7</b>
30	1	Harrison-Watts	25.570	4	2	47.346	4	2	16.167	1	3	1:29.083	<b>1:29.649</b>	<b>5</b>
31	2	Dorlin-Pearson	26.646	2	13	48.761	2	10	16.224	6	5	1:31.631	<b>1:30.649</b>	<b>6</b>
32	88	Barber-Thomas	29.935	8	33	56.084	8	32	18.820	6	33	1:44.839	<b>1:45.017</b>	<b>8</b>
33	14	Tim Cotgrove	28.291	3	22	54.146	2	25	18.001	1	24	1:40.438	<b>1:41.317</b>	<b>2</b>



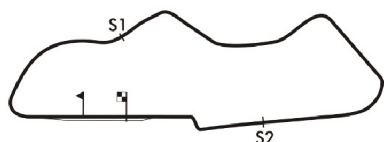
**Session Start: 18:12:56 - Finish: 18:59:45**  
**Weather/Track Conditions: Cloud / Drying**  
**Circuit: Donington Park National**  
**Track Length: 3.185 Km - 1.9791 miles**

# Donington Historic Festival - 30 Apr - 2 May 2016

## HRDC 'Touring Greats' for pre-60 Touring Cars

### Race 17 - Best Sector Speeds

	NO	SECTOR 1	MPH	NO	SECTOR 2	MPH	NO	SECTOR 3	MPH
1	77	Jordan-Jordan	107.4	9	Darren McWhirter	106.0	25	Connew-Lewis	100.3
2	17	Dave Devine	102.7	25	Connew-Lewis	105.9	1	Harrison-Watts	93.1
3	13	Brooks-Caine	102.3	48	Butterfield R-Butterfield T	104.9	48	Butterfield R-Butterfield T	92.5
4	11	Ding Boston	102.1	23	Love-Love	104.2	23	Love-Love	92.2
5	296	Tom Shephard	102.1	1	Harrison-Watts	103.3	68	Marc Gordon	91.2
6	48	Butterfield R-Butterfield T	101.5	68	Marc Gordon	102.6	4	Brown-Dutton	91.1
7	21	Louis Frankel	101.2	4	Brown-Dutton	100.9	9	Darren McWhirter	90.6
8	1	Harrison-Watts	100.3	13	Brooks-Caine	99.9	13	Brooks-Caine	89.8
9	4	Brown-Dutton	100.3	296	Tom Shephard	99.5	17	Dave Devine	89.1
10	25	Connew-Lewis	99.7	77	Jordan-Jordan	99.2	296	Tom Shephard	89.1
11	8	Jason Minshaw	99.4	69	Gavin Watson	98.4	59	Ross-Unsworth	88.6
12	40	Richard Meins	99.0	17	Dave Devine	98.0	77	Jordan-Jordan	88.2
13	59	Ross-Unsworth	98.7	5	John Yea	97.6	12	Frankel-Frankel	88.0
14	69	Gavin Watson	97.3	8	Jason Minshaw	97.4	21	Louis Frankel	88.0
15	5	John Yea	96.6	40	Richard Meins	97.2	8	Jason Minshaw	87.3
16	9	Darren McWhirter	96.6	7	Slevin-Mullen	96.9	96	Pearson-Reed	87.3
17	68	Marc Gordon	93.2	59	Ross-Unsworth	96.3	5	John Yea	87.0
18	12	Frankel-Frankel	93.0	21	Louis Frankel	96.2	40	Richard Meins	86.7
19	14	Tim Cotgrove	91.9	11	Ding Boston	95.5	7	Slevin-Mullen	86.1
20	23	Love-Love	91.8	22	Tom Harris	95.2	69	Gavin Watson	85.8
21	88	Barber-Thomas	90.4	12	Frankel-Frankel	95.1	11	Ding Boston	85.7
22	7	Slevin-Mullen	90.3	54	Tony Hall	93.5	22	Tom Harris	84.3
23	112	John Cleland	90.2	94	Barry Louvel	92.4	94	Barry Louvel	82.2
24	50	Peter Blanchett	89.7	96	Pearson-Reed	91.5	54	Tony Hall	82.1
25	15	Julian Crossley	88.9	90	Paul Clayson	90.3	112	John Cleland	80.3
26	90	Paul Clayson	88.5	151	Lucas-Pittaway	89.4	14	Tim Cotgrove	79.9
27	94	Barry Louvel	86.7	14	Tim Cotgrove	89.2	90	Paul Clayson	79.9
28	54	Tony Hall	85.5	112	John Cleland	88.4	151	Lucas-Pittaway	79.4
29	151	Lucas-Pittaway	84.9	135	Chapman-Anstead	88.1	15	Julian Crossley	79.2
30	22	Tom Harris	83.9	15	Julian Crossley	86.9	135	Chapman-Anstead	78.9
31	96	Pearson-Reed	82.7	88	Barber-Thomas	84.0	88	Barber-Thomas	75.9
32	135	Chapman-Anstead	79.5	50	Peter Blanchett	81.3	50	Peter Blanchett	73.4
33	2	Dorlin-Pearson	0.7	2	Dorlin-Pearson	0.0	2	Dorlin-Pearson	0.0



**Session Start: 18:12:56 - Finish: 18:59:45**  
**Weather/Track Conditions: Cloud / Drying**  
**Circuit: Donington Park National**  
**Track Length: 3.185 Km - 1.9791 miles**

# Donington Historic Festival - 30 Apr - 2 May 2016

## HRDC 'Touring Greats' for pre-60 Touring Cars

### Race 17 - Lap Chart

Lap 1			Lap 2			Lap 3			Lap 4			Lap 5			Lap 6		
NO	Behind	Laptime	NO	Behind	Laptime	NO	Behind	Laptime	NO	Behind	Laptime	NO	Behind	Laptime	NO	Behind	Laptime
77		1:34.948	77		1:30.113	77		1:29.714	77		1:29.247	77		1:29.794	77		1:30.216
1	1.232	1:36.180	1	1.090	1:29.971	1	1.168	1:29.792	1	1.619	1:29.698	1	1.474	1:29.649	1	1.186	1:29.928
13	2.819	1:37.767	13	5.023	1:32.317	13	7.891	1:32.582	13	10.221	1:31.577	4	11.477	1:29.999	88	1 LAP	1:48.852
2	5.186	1:40.134	2	7.106	1:32.033	2	9.465	1:32.073	4	11.272	1:30.748	13	14.508	1:34.081	4	11.900	1:30.639
17	5.268	1:40.216	17	7.637	1:32.482	4	9.771	1:31.377	2	11.667	1:31.449	2	14.528	1:32.655	2	14.961	1:30.649
4	5.364	1:40.312	4	8.108	1:32.857	17	10.158	1:32.235	48	12.163	1:30.662	48	15.613	1:33.244	13	15.873	1:31.581
11	6.654	1:41.602	48	9.395	1:31.890	48	10.748	1:31.067	17	14.793	1:33.882	17	16.593	1:31.594	48	17.102	1:31.705
48	7.618	1:42.566	296	10.748	1:32.860	296	13.715	1:32.681	296	17.529	1:33.061	296	19.713	1:31.978	17	17.664	1:31.287
296	8.001	1:42.949	11	11.303	1:34.762	11	14.968	1:33.379	11	18.807	1:33.086	11	22.698	1:33.685	135	1 LAP	1:49.558
69	9.630	1:44.578	69	14.250	1:34.733	8	18.362	1:33.509	8	22.897	1:33.782	8	26.497	1:33.394	296	21.918	1:32.421
8	9.782	1:44.730	8	14.567	1:34.898	69	19.316	1:34.780	69	24.116	1:34.047	69	28.364	1:34.042	11	25.180	1:32.698
59	10.630	1:45.578	59	15.421	1:34.904	25	20.527	1:32.931	21	31.477	1:37.197	21	36.443	1:34.760	8	30.187	1:33.906
5	11.849	1:46.797	5	16.944	1:35.208	59	21.528	1:35.821	9	33.492	1:35.366	9	37.194	1:33.496	69	32.760	1:34.612
21	13.337	1:48.285	25	17.310	1:33.970	5	23.446	1:36.216	59	34.136	1:41.855	40	38.931	1:34.438	9	40.733	1:33.755
25	13.453	1:48.401	21	17.662	1:34.438	21	23.527	1:35.579	40	34.287	1:35.422	59	40.863	1:36.521	21	41.548	1:35.321
68	14.136	1:49.084	40	21.977	1:37.505	9	27.373	1:34.500	5	34.825	1:40.626	5	41.315	1:36.284	40	42.728	1:34.013
40	14.585	1:49.533	9	22.587	1:37.714	40	28.112	1:35.849	68	37.550	1:36.413	68	43.619	1:35.863	5	46.174	1:35.075
9	14.986	1:49.934	68	22.747	1:38.724	68	30.384	1:37.351	25	43.584	1:52.304	25	49.733	1:35.943	59	46.800	1:36.153
23	15.146	1:50.094	23	25.837	1:40.804	12	35.090	1:38.207	12	44.864	1:39.021	12	52.206	1:37.136	68	48.774	1:35.371
12	15.898	1:50.846	12	26.597	1:40.812	23	36.381	1:40.258	23	48.190	1:41.056	23	58.728	1:40.332	25	54.229	1:34.712
22	16.588	1:51.536	22	27.987	1:41.512	22	39.516	1:41.243	22	52.528	1:42.259	7	1:03.559	1:40.443	12	1:02.141	1:40.151
94	17.669	1:52.617	94	29.239	1:41.683	7	41.215	1:40.429	7	52.910	1:40.942	22	1:04.427	1:41.693	23	1:09.034	1:40.522
14	18.573	1:53.521	14	29.777	1:41.317	94	42.628	1:43.103	94	54.334	1:40.953	94	1:05.592	1:41.052	7	1:11.783	1:38.440
7	19.255	1:54.203	7	30.500	1:41.358	96	47.960	1:43.306	96	1:02.133	1:43.420	96	1:15.047	1:42.708	22	1:16.941	1:42.730
96	20.862	1:55.810	96	34.368	1:43.619	112	48.789	1:43.552	112	1:02.895	1:43.353	112	1:15.413	1:42.312	94	1:17.744	1:42.368
112	21.985	1:56.933	112	34.951	1:43.079	151	50.608	1:43.739	151	1:04.028	1:42.667	151	1:17.479	1:43.245	96	1:27.411	1:42.580
151	22.926	1:57.874	151	36.583	1:43.770	15	56.949	1:43.897	15	1:10.865	1:43.163	15	1:23.468	1:42.397	112	1:28.467	1:43.270
54	24.598	1:59.546	54	42.208	1:47.723	50	58.103	1:44.384	90	1:13.206	1:42.368	90	1:25.620	1:42.208			
50	25.999	2:00.947	15	42.766	1:45.915	14	58.294	1:58.231	50	1:13.919	1:45.063	50	1:26.996	1:42.871			
15	26.964	2:01.912	50	43.433	1:47.547	54	59.237	1:46.743	54	1:15.701	1:45.711	54	1:30.126	1:44.219			
88	28.481	2:03.429	88	44.925	1:46.557	90	1:00.085	1:44.048	88	1:18.844	1:47.200						
90	29.141	2:04.089	90	45.751	1:46.723	88	1:00.891	1:45.680	135	1:28.680	1:50.613						
135	29.973	2:04.921	135	48.257	1:48.397	135	1:07.314	1:48.771									

**Session Start: 18:12:56 - Finish: 18:59:45**

**Weather/Track Conditions: Cloud / Drying**

**Circuit: Donington Park National**

**Track Length: 3.185 Km - 1.9791 miles**

# Donington Historic Festival - 30 Apr - 2 May 2016

## HRDC 'Touring Greats' for pre-60 Touring Cars

### Race 17 - Lap Chart

Lap 7			Lap 8			Lap 9			Lap 10			Lap 11			Lap 12		
NO	Behind	Laptime	NO	Behind	Laptime	NO	Behind	Laptime	NO	Behind	Laptime	NO	Behind	Laptime	NO	Behind	Laptime
77		1:30.205	77		1:30.380	77		1:31.202	77		1:30.547	<b>77</b>		1:35.602	<b>1</b>		2:43.826
151	1 LAP	1:43.139	1	3.368	1:31.022	7	1 LAP	1:42.520	1	5.861	1:31.984	1	3.757	1:33.498	135	2 LAPS	2:53.062
1	2.726	1:31.745	96	1 LAP	1:41.750	1	4.424	1:32.258	23	1 LAP	1:40.905	12	1 LAP	1:47.681	12	1 LAP	2:42.224
15	1 LAP	1:41.967	112	1 LAP	1:41.270	22	1 LAP	1:42.301	7	1 LAP	1:40.045	23	1 LAP	1:45.230	<b>23</b>	1 LAP	2:35.029
90	1 LAP	1:41.620	151	1 LAP	1:42.863	94	1 LAP	1:42.316	4	14.293	1:31.467	7	1 LAP	1:46.316	77	7.493	2:55.076
50	1 LAP	1:44.560	4	13.217	1:30.811	4	13.373	1:31.358	13	20.938	1:36.519	<b>4</b>	23.525	1:44.834	<b>7</b>	1 LAP	2:34.261
4	12.786	1:31.091	15	1 LAP	1:41.405	13	14.966	1:29.985	48	20.968	1:33.040	48	24.223	1:38.857	<b>48</b>	8.734	2:32.094
54	1 LAP	1:43.367	13	16.183	1:30.398	48	18.475	1:31.194	17	21.284	1:31.090	13	25.190	1:39.854	<b>13</b>	9.447	2:31.840
13	16.165	1:30.497	48	18.483	1:31.480	112	1 LAP	1:42.469	22	1 LAP	1:44.640	<b>17</b>	27.102	1:41.420	151	1 LAP	2:05.197
2	16.851	1:32.095	90	1 LAP	1:42.220	17	20.741	1:31.501	296	30.604	1:34.623	22	1 LAP	1:56.877	17	12.022	2:32.503
48	17.383	1:30.486	2	18.883	1:32.412	96	1 LAP	1:43.508	112	1 LAP	1:42.178	<b>296</b>	47.193	1:52.191	<b>22</b>	1 LAP	2:14.603
17	19.026	1:31.567	17	20.442	1:31.796	151	1 LAP	1:41.800	96	1 LAP	1:42.704	<b>112</b>	1 LAP	1:52.684	<b>8</b>	13.279	2:02.125
296	23.525	1:31.812	50	1 LAP	1:43.295	296	26.528	1:32.396	11	35.707	1:33.867	151	1 LAP	1:51.677	<b>50</b>	1 LAP	1:57.446
88	1 LAP	1:48.435	296	25.334	1:32.189	15	1 LAP	1:43.019	151	1 LAP	1:44.382	<b>96</b>	1 LAP	1:58.330	<b>21</b>	16.546	1:50.118
11	27.137	1:32.162	54	1 LAP	1:45.722	90	1 LAP	1:44.087	15	1 LAP	1:42.016	<b>11</b>	57.150	1:57.045	<b>4</b>	17.039	2:41.097
8	33.693	1:33.711	11	30.102	1:33.345	11	32.387	1:33.487	8	43.133	1:34.487	8	58.737	1:51.206	25	27.847	1:42.797
69	36.959	1:34.404	8	36.990	1:33.677	<b>2</b>	36.177	1:48.496	90	1 LAP	1:43.870	<b>15</b>	1 LAP	1:56.972	11	36.230	2:26.663
135	1 LAP	1:50.421	69	41.520	1:34.941	50	1 LAP	1:43.996	94	1 LAP	2:09.554	50	1 LAP	1:49.995	69	40.288	2:15.511
9	43.060	1:32.532	88	1 LAP	1:46.406	8	39.193	1:33.405	50	1 LAP	1:44.477	<b>90</b>	1 LAP	1:56.446	296	52.702	2:53.092
40	46.459	1:33.936	9	46.173	1:33.493	54	1 LAP	1:44.011	9	51.574	1:34.376	<b>94</b>	1 LAP	1:54.090	112	1 LAP	3:05.111
21	46.955	1:35.612	40	50.289	1:34.210	69	44.719	1:34.401	69	52.564	1:38.392	<b>9</b>	1:08.882	1:52.910	40	1:06.927	2:36.879
5	50.260	1:34.291	21	50.485	1:33.910	9	47.745	1:32.774	54	1 LAP	1:45.292	<b>69</b>	1:12.360	1:55.398	9	1:07.344	2:46.045
59	51.125	1:34.530	5	53.468	1:33.588	40	53.183	1:34.096	40	56.891	1:34.255	21	1:14.011	1:52.611	90	1 LAP	2:59.787
68	53.915	1:35.346	59	54.253	1:33.508	21	53.449	1:34.166	21	57.002	1:34.100	<b>54</b>	1 LAP	1:56.279	94	1 LAP	3:17.694
25	58.911	1:34.887	135	1 LAP	1:49.297	88	1 LAP	1:45.017	5	59.531	1:34.010	<b>40</b>	1:17.631	1:56.342	15	1 LAP	3:26.243
12	1:10.920	1:38.984	68	59.267	1:35.732	5	56.068	1:33.802	59	1:01.219	1:34.752	<b>5</b>	1:19.774	1:55.845	5	1:40.079	3:07.888
23	1:18.952	1:40.123	25	1:02.140	1:33.609	59	57.014	1:33.963	25	1:13.042	1:38.242	<b>59</b>	1:21.390	1:55.773	96	1 LAP	3:41.017
7	1:20.076	1:38.498	12	1:19.834	1:39.294	68	1:04.714	1:36.649	68	1:13.427	1:39.260	25	1:32.633	1:55.193	54	1 LAP	3:21.793
22	1:28.919	1:42.183	23	1:30.339	1:41.767	25	1:05.347	1:34.409	135	1 LAP	1:48.337	<b>68</b>	1:36.514	1:58.689	68	1:51.276	3:02.345
94	1:29.466	1:41.927				135	1 LAP	1:49.131									
						12	1:28.060	1:39.428									

**Session Start: 18:12:56 - Finish: 18:59:45**

**Weather/Track Conditions: Cloud / Drying**

**Circuit: Donington Park National**

**Track Length: 3.185 Km - 1.9791 miles**

# Donington Historic Festival - 30 Apr - 2 May 2016

## HRDC 'Touring Greats' for pre-60 Touring Cars

### Race 17 - Lap Chart

Lap 13			Lap 14			Lap 15			Lap 16			Lap 17			Lap 18		
NO	Behind	Laptime	NO	Behind	Laptime	NO	Behind	Laptime	NO	Behind	Laptime	NO	Behind	Laptime	NO	Behind	Laptime
77		3:03.999	77		2:45.664	77		2:14.854	77		1:28.732	77		1:28.247	77		1:30.970
17	1.560	3:01.030	17	0.453	2:44.557	17	0.737	2:15.138	17	2.816	1:30.811	17	5.662	1:31.093	17	8.568	1:33.876
4	2.652	2:57.105	4	2.367	2:45.379	4	2.096	2:14.583	4	4.265	1:30.901	4	6.207	1:30.189	4	8.859	1:33.622
135	2 LAPS	3:11.451	59	1 LAP	2:45.067	59	1 LAP	2:16.176	296	10.667	1:33.157	296	14.355	1:31.935	13	14.963	1:31.319
59	1 LAP	4:41.718	11	4.143	2:43.568	11	4.789	2:15.500	13	11.034	1:31.685	13	14.614	1:31.827	296	17.662	1:34.277
12	1 LAP	3:11.687	69	4.919	2:43.775	69	5.608	2:15.543	69	12.420	1:35.544	8	16.609	1:32.409	8	20.683	1:35.044
151	1 LAP	3:06.487	48	5.844	2:43.750	48	5.715	2:14.725	8	12.447	1:33.842	48	1 LAP	3:09.851	9	22.940	1:34.075
11	6.239	2:41.501	296	6.920	2:44.111	296	6.242	2:14.176	11	14.698	1:38.641	69	19.682	1:35.509	69	26.062	1:37.350
69	6.808	2:38.012	8	8.547	2:44.360	8	7.337	2:13.644	9	16.860	1:33.455	9	19.835	1:31.222	40	26.243	1:35.206
48	7.758	3:10.516	13	11.289	2:45.579	13	8.081	2:11.646	40	17.409	1:34.109	40	22.007	1:32.845	48	1 LAP	1:39.825
296	8.473	2:27.263	112	1 LAP	2:45.244	112	1 LAP	2:14.610	59	1 LAP	1:44.604	23	1 LAP	1:34.194	23	1 LAP	1:39.678
8	9.851	3:08.064	40	12.344	2:45.149	40	12.032	2:14.542	21	24.711	1:36.239	21	32.186	1:35.722	21	42.683	1:41.467
13	11.374	3:13.419	9	12.981	2:45.278	9	12.137	2:14.010	112	1 LAP	1:42.107	59	1 LAP	1:41.484	59	1 LAP	1:45.439
25	11.524	2:55.169	50	1 LAP	2:45.000	50	1 LAP	2:14.550	23	1 LAP	1:36.883	112	1 LAP	1:42.202	112	1 LAP	1:44.993
112	1 LAP	2:17.076	7	1 LAP	2:44.655	7	1 LAP	2:13.916	7	1 LAP	1:41.656	7	1 LAP	1:43.775	5	53.265	1:39.058
40	12.859	2:17.424	22	1 LAP	2:44.170	22	1 LAP	2:14.025	25	28.240	1:30.868	5	45.177	1:44.111	12	1 LAP	1:39.000
9	13.367	2:17.515	90	1 LAP	2:43.269	90	1 LAP	2:14.101	22	1 LAP	1:41.661	12	1 LAP	1:39.591	7	1 LAP	1:44.991
50	1 LAP	3:11.195	21	18.306	2:42.803	21	17.204	2:13.752	5	29.313	1:36.988	22	1 LAP	1:47.239	22	1 LAP	1:50.853
7	1 LAP	3:19.815	23	1 LAP	2:43.366	23	1 LAP	2:12.469	50	1 LAP	1:45.895	90	1 LAP	1:46.076	90	1 LAP	1:50.367
22	1 LAP	3:17.231	94	1 LAP	2:43.595	94	1 LAP	2:13.237	90	1 LAP	1:42.939	94	1 LAP	1:46.066	94	1 LAP	1:50.912
90	1 LAP	2:13.592	15	1 LAP	2:43.812	15	1 LAP	2:12.716	94	1 LAP	1:40.951	68	50.555	1:41.731	68	1:09.670	1:50.085
21	21.167	3:16.113	5	23.089	2:43.491	5	21.057	2:12.822	15	1 LAP	1:42.623	50	1 LAP	1:49.187	50	1 LAP	1:50.522
23	1 LAP	3:27.145	96	1 LAP	2:39.345	96	1 LAP	2:13.646	12	1 LAP	1:36.935	15	1 LAP	1:46.592	151	1 LAP	1:43.456
94	1 LAP	1:56.888	54	1 LAP	2:38.888	54	1 LAP	2:15.429	68	37.071	1:39.871	54	1 LAP	1:47.548	135	2 LAPS	1:46.877
15	1 LAP	1:56.341	68	25.934	2:39.138	68	25.932	2:14.852	54	1 LAP	1:45.836	151	1 LAP	1:46.166	54	1 LAP	1:52.650
5	25.262	1:56.675	25	26.913	3:01.053	25	26.104	2:14.045	96	1 LAP	1:48.626	135	2 LAPS	1:47.607	96	1 LAP	1:48.530
96	1 LAP	1:53.661	135	2 LAPS	3:10.947	12	1 LAP	2:11.584	151	1 LAP	1:45.655	96	1 LAP	1:51.008	15	1 LAP	2:16.839
54	1 LAP	1:52.704	12	1 LAP	3:11.043	135	2 LAPS	2:14.008	135	2 LAPS	1:46.680	25	1:18.120	2:18.127			
68	32.460	1:52.676	151	1 LAP	3:29.410	151	1 LAP	1:53.311									

Session Start: 18:12:56 - Finish: 18:59:45

Weather/Track Conditions: Cloud / Drying

Circuit: Donington Park National

Track Length: 3.185 Km - 1.9791 miles



# Donington Historic Festival - 30 Apr - 2 May 2016

## HRDC 'Touring Greats' for pre-60 Touring Cars

### Race 17 - Lap Chart

Lap 19			Lap 20			Lap 21			Lap 22			Lap 23			Lap 24		
NO	Behind	Laptime	NO	Behind	Laptime	NO	Behind	Laptime	NO	Behind	Laptime	NO	Behind	Laptime	NO	Behind	Laptime
77		1:45.350	77		1:44.490	77		1:45.071	77		1:55.104	77		1:54.384	77		1:52.640
17	4.173	1:40.955	13	3.795	1:42.905	135	3 LAPS	1:58.168	7	2 LAPS	2:12.190	13	2.417	1:53.804	13	2.911	1:53.134
13	5.380	1:35.767	17	7.359	1:47.676	13	4.386	1:45.662	13	2.997	1:53.715	12	2 LAPS	2:03.516	5	1 LAP	2:07.590
296	14.462	1:42.150	54	2 LAPS	2:13.527	17	14.762	1:52.474	94	2 LAPS	2:07.310	68	1 LAP	2:02.708	12	2 LAPS	2:03.217
4	14.709	1:51.200	15	2 LAPS	1:59.280	9	17.283	1:46.671	135	3 LAPS	2:03.476	151	2 LAPS	2:04.497	68	1 LAP	2:03.425
9	15.545	1:37.955	296	15.554	1:45.582	8	22.701	1:50.658	90	2 LAPS	2:12.346	59	2 LAPS	2:12.198	151	2 LAPS	2:00.351
8	17.451	1:42.118	9	15.683	1:44.628	4	1 LAP	3:38.918	50	2 LAPS	2:10.779	112	2 LAPS	2:09.499	9	21.323	1:55.145
40	21.035	1:40.142	8	17.114	1:44.153	296	24.565	1:54.082	17	16.623	1:56.965	7	2 LAPS	2:06.889	59	2 LAPS	2:05.635
69	22.236	1:41.524	96	2 LAPS	2:25.967	22	2 LAPS	2:18.467	9	17.061	1:54.882	9	18.818	1:56.141	112	2 LAPS	2:05.946
48	1 LAP	1:44.535	69	25.946	1:48.200	15	2 LAPS	2:06.375	8	24.655	1:57.058	135	3 LAPS	2:04.805	17	26.963	1:57.530
23	1 LAP	1:53.487	48	1 LAP	1:50.395	69	38.181	1:57.306	4	1 LAP	1:56.207	17	22.073	1:59.834	7	2 LAPS	2:07.383
21	49.606	1:52.273	40	34.542	1:57.997	54	2 LAPS	2:18.388	296	25.905	1:56.444	94	2 LAPS	2:08.947	8	32.391	1:57.067
5	1:00.127	1:52.212	23	1 LAP	1:55.571	96	2 LAPS	2:07.673	69	44.684	2:01.607	50	2 LAPS	2:06.548	135	3 LAPS	2:04.687
59	1 LAP	2:05.945	21	1:00.935	1:55.819	40	44.925	1:55.454	40	53.207	2:03.386	8	27.964	1:57.693	296	34.675	1:58.047
112	1 LAP	2:02.021	5	1:16.185	2:00.548	48	1 LAP	1:57.993	22	2 LAPS	2:22.574	4	1 LAP	1:57.948	4	1 LAP	1:59.181
7	1 LAP	1:59.810	59	1 LAP	2:00.716	23	1 LAP	2:01.712	48	1 LAP	2:04.727	296	29.268	1:57.747	94	2 LAPS	2:08.001
12	1 LAP	2:11.892	112	1 LAP	2:02.012	21	1:17.281	2:01.417	15	2 LAPS	2:25.889	90	2 LAPS	2:12.274	50	2 LAPS	2:06.698
68	1:22.759	1:58.439	7	1 LAP	2:02.664	5	1:37.865	2:06.751	96	2 LAPS	2:16.214	69	52.642	2:02.342	90	2 LAPS	2:11.326
151	1 LAP	1:55.441	12	1 LAP	1:55.245	59	1 LAP	2:07.226	54	2 LAPS	2:26.660	40	58.385	1:59.562	69	1:00.840	2:00.838
90	1 LAP	2:02.716	68	1:32.360	1:54.091	12	1 LAP	2:03.323	23	1 LAP	2:03.813	48	1 LAP	1:59.791	40	1:06.426	2:00.681
94	1 LAP	2:02.103	151	1 LAP	1:54.299	112	1 LAP	2:09.154	21	1:26.443	2:04.266	15	2 LAPS	2:11.751	48	1 LAP	1:59.005
50	1 LAP	2:01.363	90	1 LAP	2:01.904	68	1:51.255	2:03.966	5	1:52.924	2:10.163	22	2 LAPS	2:20.953	15	2 LAPS	2:15.063
135	2 LAPS	1:58.641	94	1 LAP	2:01.704	151	1 LAP	2:02.998				21	1:37.835	2:05.776	21	1:48.127	2:02.932
22	1 LAP	2:16.634	50	1 LAP	2:02.100							54	2 LAPS	2:26.744			
												23	1 LAP	2:15.703			
												96	2 LAPS	2:39.567			

**Session Start: 18:12:56 - Finish: 18:59:45**

**Weather/Track Conditions: Cloud / Drying**

**Circuit: Donington Park National**

**Track Length: 3.185 Km - 1.9791 miles**

# Donington Historic Festival - 30 Apr - 2 May 2016

## HRDC 'Touring Greats' for pre-60 Touring Cars

### Race 17 - Lap Chart

Lap 25			Lap 26		
NO	Behind	Laptime	NO	Behind	Laptime
77		1:52.570	77		1:53.345
22	3 LAPS	2:25.202	13	2.688	1:53.178
13	2.855	1:52.514	21	1 LAP	2:03.420
23	2 LAPS	2:03.678	15	3 LAPS	2:17.775
68	1 LAP	2:02.415	23	2 LAPS	2:05.169
12	2 LAPS	2:05.988	9	29.722	1:55.115
5	1 LAP	2:06.868	68	1 LAP	1:59.304
9	27.952	1:59.199	12	2 LAPS	2:02.166
54	3 LAPS	2:28.373	22	3 LAPS	2:28.919
151	2 LAPS	2:05.539	151	2 LAPS	2:01.570
96	3 LAPS	2:27.078	17	37.457	1:59.080
17	31.722	1:57.329	8	39.747	1:56.565
8	36.527	1:56.706	296	41.913	1:56.581
59	2 LAPS	2:07.816	5	1 LAP	2:11.023
296	38.677	1:56.572	4	1 LAP	1:58.989
112	2 LAPS	2:06.916	59	2 LAPS	2:07.955
4	1 LAP	2:00.172	112	2 LAPS	2:08.747
135	3 LAPS	2:04.508	135	3 LAPS	2:05.251
7	2 LAPS	2:09.226	7	2 LAPS	2:06.243
94	2 LAPS	2:06.950	96	3 LAPS	2:23.579
50	2 LAPS	2:13.283	54	3 LAPS	2:26.509
69	1:09.204	2:00.934	94	2 LAPS	2:08.092
90	2 LAPS	2:11.954	69	1:15.979	2:00.120
48	1 LAP	2:01.387	40	1:25.206	2:02.742
40	1:15.809	2:01.953	48	1 LAP	2:03.053
			90	2 LAPS	2:11.833

**Session Start: 18:12:56 - Finish: 18:59:45**  
**Weather/Track Conditions: Cloud / Drying**  
**Circuit: Donington Park National**  
**Track Length: 3.185 Km - 1.9791 miles**