



BrandsHatch

Historic Sports Car Club 'Legends of Brands Hatch'

Friday 1st – Sunday 3rd July 2016



Timing & Results by MST SYSTEMS Ltd.
www.mstworld.com

© MST SYSTEMS Ltd 2016

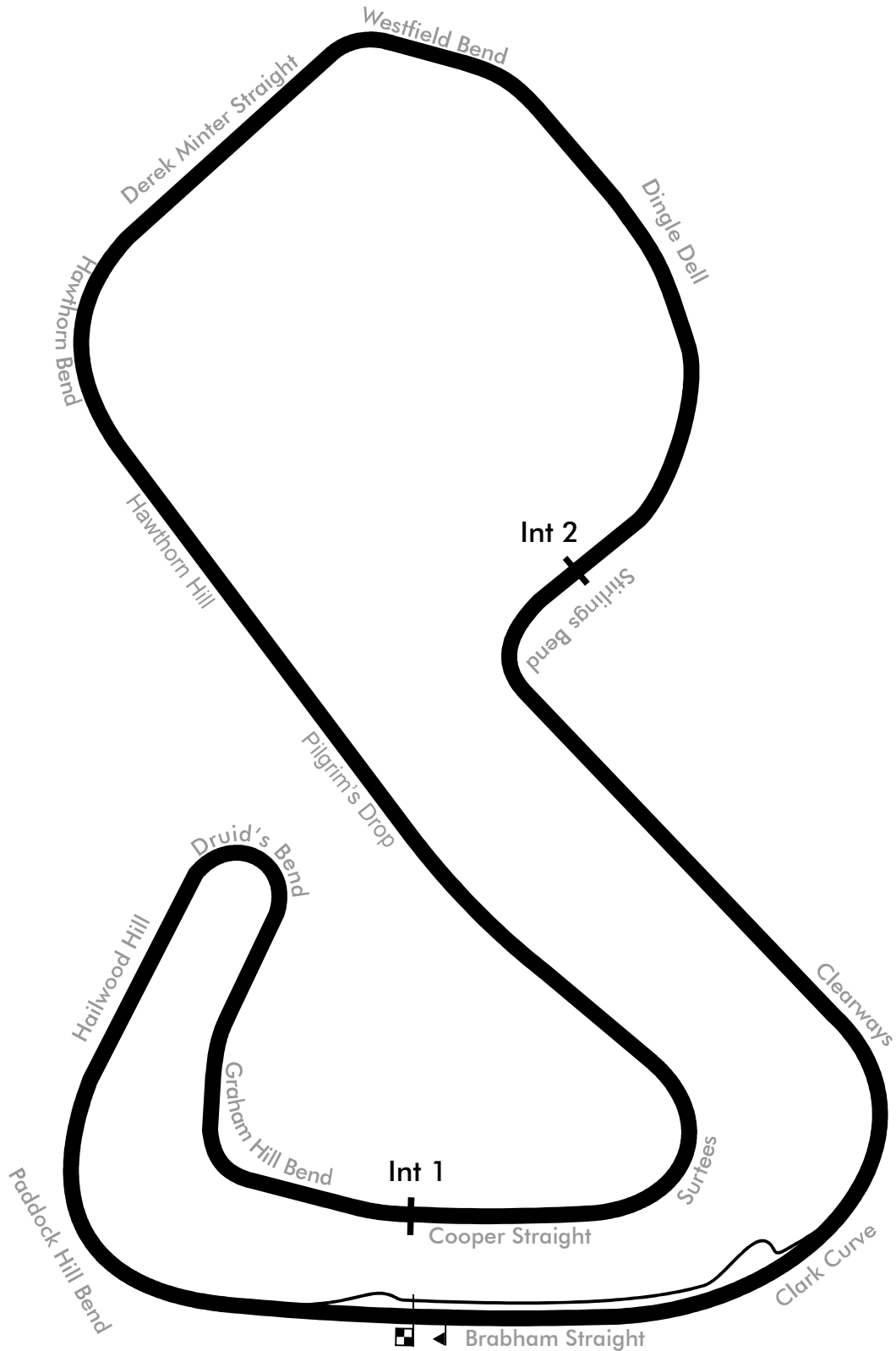
The Haysfield, Spring Lane North, Malvern WR14 1GF
t: +44 (0) 1684 560614 e: timing@mstworld.com



Brands Hatch Grand Prix Circuit

Fawkham, Longfield DA3 8NG

www.brandshatch.co.uk



Circuit Length:	2.433 M / 3.916 km
Pit Lane:	277m, 17s @ 60km/h
Intermediate 1:	1117.1 km
Intermediate 2:	2936.0 km
Start line offset:	0 m



'Legends of Brands Hatch' Historic Race Meeting - 1 - 3 Jul 2016

HSCC/FJHRA Historic Formula Junior Front Engine 1958-1960

Qualifying for Race 5 - Classification

Sheet No:

POS	NO	DRIVER/S	CLASS	CLASS POS	CAR MAKE / MODEL	TIME	ON	LAPS	GAP	DIFF	MPH
1	32	Ray Mallock	B2	1	U2 Mk2	1:52.779	5	6			77.66
2	12	Stuart Roach	B2	2	Alexis Mk2	1:53.093	5	7	0.314	0.314	77.45
3	33	Chris Drake	B2	3	Terrier Mk4 Series 2	1:53.544	4	7	0.765	0.451	77.14
4	2	Mark Woodhouse	B2	4	Elva 100	1:55.970	4	7	3.191	2.426	75.53
5	17	Simon Goodliff	B2	5	Nike Mk1	1:56.029	5	7	3.250	0.059	75.49
6	25	Andrew Tart	B2	6	Bond FJ	1:56.643	6	7	3.864	0.614	75.09
7	5	Robin Longdon	B2	7	Lola Mk2	1:57.092	4	7	4.313	0.449	74.80
8	19	Ralf Emmerling	B2	8	Gemini Mk2	1:57.603	6	7	4.824	0.511	74.48
9	34	Iain Rowley	B2	9	Gemini Mk2	1:58.215	5	5	5.436	0.612	74.09
10	15	Ian Phillips	B2	10	BMC Mk1	1:59.880	4	6	7.101	1.665	73.06
11	10	Mike Walker	B2	11	Bond FJ	1:59.992	4	7	7.213	0.112	72.99
12	20	Michael Hibberd	B2	12	Lola Mk2	2:01.289	4	6	8.510	1.297	72.21
13	91	Tony Olissoff	B1	1	Elfin Mk1	2:01.992	4	6	9.213	0.703	71.80
14	122	Robin Lackford	B2	13	Elva 100	2:02.884	4	6	10.105	0.892	71.28
15	30	Nigel Russell	B2	14	FMZ Junior	2:04.840	4	6	12.061	1.956	70.16
16	41	Floris Jan Hekker	B2	15	Rayberg FJ	2:05.455	4	6	12.676	0.615	69.82
17	14	Crispian Besley	B2	16	Elva 100	2:05.475	2	2	12.696	0.020	69.80
18	4	Graham Barron	B1	2	Gemini Mk2	2:05.652	3	7	12.873	0.177	69.71
19	123	John Arnold	B2	17	Elva 100	2:07.710	5	6	14.931	2.058	68.58
20	28	Colin McKay	B2	18	Gemini Mk2	2:07.820	3	6	15.041	0.110	68.52
21	38	Mike Fowler	B2	19	Gemini Mk2	2:07.820	4	5	15.041	0.000	68.52
22	29	William Grimshaw	B2	20	Moorland Mk1	2:08.187	4	5	15.408	0.367	68.33
23	127	Tom De Gres	A	1	Stanguellini FJ	2:10.130	4	5	17.351	1.943	67.31
24	37	Martin Sheppard	A	2	Stanguellini FJ	2:10.702	4	6	17.923	0.572	67.01
25	7	Duncan Rabagliati	B2	21	Alexis HF1	2:11.308	4	6	18.529	0.606	66.70
26	27	Paul Dixon	B2	22	Gemini Mk2	2:11.923	4	5	19.144	0.615	66.39
27	22	Richard Bishop-Miller	B2	23	Autosport Mk2	2:12.548	6	6	19.769	0.625	66.08
28	26	Roger Dexter	B2	24	Elva DKW 100	2:12.898	5	6	20.119	0.350	65.91
29	23	Keith Roach	B2	25	Condor SII	2:15.165	4	4	22.386	2.267	64.80
30	109	Pat Barford	B2	26	Lola Mk2	2:20.601	4	5	27.822	5.436	62.30
31	3	Ian Robinson	B2	27	Lola Mk2	2:20.853	4	5	28.074	0.252	62.18
32	90	Mike Gosbell	B1	3	NOTA FJ	2:21.309	4	5	28.530	0.456	61.98
33	117	Vern Williamson	B1	4	Scorpion 500	2:25.444	5	6	32.665	4.135	60.22
34	9	John Chisholm	B2	28	Gemini Mk2						

Session Start: 10:59:16 - Finish: 11:14:16
Weather/Track Conditions: Cloud/Drying
Circuit: Brands Hatch Grand Prix Circuit
Track Length: 3.916 Km - 2.4330 miles

These results are provisional until the conclusion of any judicial and technical matters.

Clerk of the Course: <div style="text-align: right;">Julian Floyd</div>	Timekeeper: <div style="text-align: right;">Nick Palmer</div>	Issued at:
--	--	------------

'Legends of Brands Hatch' Historic Race Meeting - 1 - 3 Jul 2016

HSCC/FJHRA Historic Formula Junior Front Engine 1958-1960

Qualifying for Race 5 - Sector Analysis

2 Mark Woodhouse (B2)									Elva 100										
lap	Sect-1	Speed	Sect-2	Speed	Sect-3	Speed	TopSpeed	laptime	pit	lap	Sect-1	Speed	Sect-2	Speed	Sect-3	Speed	Topspeed	laptime	pit
1	40.743	75.4	55.811		28.099	106.7		2:04.653		5	36.372	79.7	53.897		27.265	107.0		1:57.534	
2	37.179	79.9	55.040		27.880	106.2		2:00.099		6	36.901	81.8	1:01.477		29.452	103.9		2:07.830	
3	37.122	85.1	52.451		27.409	106.7		1:56.982		7	38.661	83.1	58.169		31.344	84.8		2:08.174	
4	36.645	85.1	51.826		27.499	108.2		1:55.970		8									

3 Ian Robinson (B2)									Lola Mk2										
lap	Sect-1	Speed	Sect-2	Speed	Sect-3	Speed	TopSpeed	laptime	pit	lap	Sect-1	Speed	Sect-2	Speed	Sect-3	Speed	Topspeed	laptime	pit
1	51.079	62.9	1:12.139		36.956	87.8		2:40.174		4	42.693	71.5	1:04.930		33.230	92.5		2:20.853	
2	47.575	54.7	1:12.610		35.792	91.7		2:35.977		5	43.168	72.8	1:06.445		34.660	91.5		2:24.273	
3	46.221	65.9	1:06.665		32.655	94.6		2:25.541		6									

4 Graham Barron (B1)									Gemini Mk2										
lap	Sect-1	Speed	Sect-2	Speed	Sect-3	Speed	TopSpeed	laptime	pit	lap	Sect-1	Speed	Sect-2	Speed	Sect-3	Speed	Topspeed	laptime	pit
1	40.385	76.4	59.512		29.383	98.9		2:09.280		5	39.197	71.6	58.778		29.677	97.2		2:07.652	
2	39.158	77.7	59.593		29.684	97.2		2:08.435		6	40.433	76.1	58.247		30.561	96.6		2:09.241	
3	38.301	77.7	58.147		29.204	98.3		2:05.652		7	41.079	65.4	1:03.697		32.899	78.0		2:17.675	
4	39.751	75.0	59.635		31.159	98.1		2:10.545		8									

5 Robin Longdon (B2)									Lola Mk2										
lap	Sect-1	Speed	Sect-2	Speed	Sect-3	Speed	TopSpeed	laptime	pit	lap	Sect-1	Speed	Sect-2	Speed	Sect-3	Speed	Topspeed	laptime	pit
1	39.528	74.3	55.846		28.185	99.9		2:03.559		5	36.687	80.5	53.635		27.874	106.5		1:58.196	
2	37.850	77.8	57.855		27.603	103.7		2:03.308		6	37.026	76.3	53.907		30.908	100.2		2:01.841	
3	37.035	78.4	53.289		30.477	100.6		2:00.801		7	40.239	77.9	56.081		30.032	85.9		2:06.352	
4	37.324	81.1	52.393		27.375	107.4		1:57.092		8									

7 Duncan Rabagliati (B2)									Alexis HF1										
lap	Sect-1	Speed	Sect-2	Speed	Sect-3	Speed	TopSpeed	laptime	pit	lap	Sect-1	Speed	Sect-2	Speed	Sect-3	Speed	Topspeed	laptime	pit
1	44.079	66.0	1:02.343		31.494	91.9		2:17.916		4	40.660	68.0	59.651		30.997	91.5		2:11.308	
2	40.759	69.1	1:13.894		31.388	92.2		2:26.041		5	40.694	68.6	1:01.217		31.279	89.7		2:13.190	
3	40.973	68.7	59.789		31.350	91.0		2:12.112		6	41.886	78.9	1:02.420		32.954	87.6		2:17.260	

9 John Chisholm (B2)									Gemini Mk2										
lap	Sect-1	Speed	Sect-2	Speed	Sect-3	Speed	TopSpeed	laptime	pit	lap	Sect-1	Speed	Sect-2	Speed	Sect-3	Speed	Topspeed	laptime	pit
1	44.079	66.0	1:02.343		31.494	91.9		2:17.916		4	40.660	68.0	59.651		30.997	91.5		2:11.308	
2	40.759	69.1	1:13.894		31.388	92.2		2:26.041		5	40.694	68.6	1:01.217		31.279	89.7		2:13.190	
3	40.973	68.7	59.789		31.350	91.0		2:12.112		6	41.886	78.9	1:02.420		32.954	87.6		2:17.260	

10 Mike Walker (B2)									Bond FJ										
lap	Sect-1	Speed	Sect-2	Speed	Sect-3	Speed	TopSpeed	laptime	pit	lap	Sect-1	Speed	Sect-2	Speed	Sect-3	Speed	Topspeed	laptime	pit
1	40.852	75.6	56.303		28.455	103.0		2:05.610		5	37.841	73.8	57.206		27.695	110.2		2:02.742	
2	37.695	77.6	56.711		28.236	110.2		2:02.642		6	38.829	77.1	54.330		28.619	109.1		2:01.778	
3	36.635	81.0	52.832		32.372	93.6		2:01.839		7	38.881	71.7	58.761		31.472	85.1		2:09.114	
4	39.254	70.3	53.008		27.730	109.7		1:59.992		8									

12 Stuart Roach (B2)									Alexis Mk2										
lap	Sect-1	Speed	Sect-2	Speed	Sect-3	Speed	TopSpeed	laptime	pit	lap	Sect-1	Speed	Sect-2	Speed	Sect-3	Speed	Topspeed	laptime	pit
1	38.687	82.4	53.410		27.494	105.5		1:59.591		5	35.438	84.5	50.779		26.876	107.6		1:53.093	
2	36.029	85.1	52.883		27.689	106.4		1:56.601		6	35.964	85.4	51.885		28.181	107.2		1:56.030	
3	35.619	86.3	50.124		29.632	105.0		1:55.375		7	35.846	85.3	53.126		27.743	105.2		1:56.715	
4	35.677	84.4	51.805		27.613	107.0		1:55.095		8									

14 Crispian Besley (B2)									Elva 100										
lap	Sect-1	Speed	Sect-2	Speed	Sect-3	Speed	TopSpeed	laptime	pit	lap	Sect-1	Speed	Sect-2	Speed	Sect-3	Speed	Topspeed	laptime	pit
1	Out	71.5	58.010		29.728	99.7		2:11.383		2	38.710	82.5	56.809		29.956	99.3		2:05.475	

15 Ian Phillips (B2)									BMC Mk1										
lap	Sect-1	Speed	Sect-2	Speed	Sect-3	Speed	TopSpeed	laptime	pit	lap	Sect-1	Speed	Sect-2	Speed	Sect-3	Speed	Topspeed	laptime	pit
1	43.501	76.8	1:03.504		30.934	103.6		2:17.939		4	37.145	82.0	54.663		28.072	104.9		1:59.880	
2	38.781	71.5	1:00.809		28.254	105.5		2:07.844		5	37.403	80.2	57.977		29.191	103.0		2:04.571	
3	37.434	79.1	57.181		28.048	105.2		2:02.663		6	38.005	81.5	57.658		30.200	93.8		2:05.863	

Session Start: 10:59:16 - Finish: 11:14:16
Weather/Track Conditions: Cloud/Drying
Circuit: Brands Hatch Grand Prix Circuit
Track Length: 3.916 Km - 2.4330 miles

'Legends of Brands Hatch' Historic Race Meeting - 1 - 3 Jul 2016

HSCC/FJHRA Historic Formula Junior Front Engine 1958-1960

Qualifying for Race 5 - Sector Analysis

17 Simon Goodliff (B2)									Nike Mk1								
lap	Sect-1	Speed	Sect-2	Speed	Sect-3	Speed	TopSpeed	laptime pit	lap	Sect-1	Speed	Sect-2	Speed	Sect-3	Speed	Topspeed	laptime pit
1	39.101	77.7	55.426		28.446	107.4		2:02.973	5	36.020	84.8	52.974		27.035	107.9		1:56.029
2	37.956	81.8	56.474		27.664	107.0		2:02.094	6	36.485	84.3	52.693		28.076	108.6		1:57.254
3	36.927	84.8	52.979		28.212	106.7		1:58.118	7	40.300	78.5	1:00.895		34.251	73.9		2:15.446
4	36.325	85.2	54.232		28.346	108.4		1:58.903	8								

19 Ralf Emmerling (B2)									Gemini Mk2								
lap	Sect-1	Speed	Sect-2	Speed	Sect-3	Speed	TopSpeed	laptime pit	lap	Sect-1	Speed	Sect-2	Speed	Sect-3	Speed	Topspeed	laptime pit
1	38.937	76.6	56.032		28.105	98.1		2:03.074	5	37.258	74.4	54.196		26.573	108.2		1:58.027
2	37.284	81.3	54.415		27.642	106.0		1:59.341	6	36.185	86.4	53.151		28.267	105.9		1:57.603
3	36.618	77.7	58.442		27.773	104.5		2:02.833	7	42.131	78.7	55.748		28.428	104.9		2:06.307
4	42.617	75.8	56.122		26.989	106.5		2:05.728	8								

20 Michael Hibberd (B2)									Lola Mk2								
lap	Sect-1	Speed	Sect-2	Speed	Sect-3	Speed	TopSpeed	laptime pit	lap	Sect-1	Speed	Sect-2	Speed	Sect-3	Speed	Topspeed	laptime pit
1	41.314	72.2	58.168		29.147	104.4		2:08.629	4	38.196	80.1	54.788		28.305	106.7		2:01.289
2	39.349	76.5	59.085		28.739	105.2		2:07.173	5	38.849	79.1	56.682		29.381	105.2		2:04.912
3	38.958	80.2	56.120		28.290	105.5		2:03.368	6	40.539	74.2	57.607		30.189	96.7		2:08.335

22 Richard Bishop-Miller (B2)									Autosport Mk2								
lap	Sect-1	Speed	Sect-2	Speed	Sect-3	Speed	TopSpeed	laptime pit	lap	Sect-1	Speed	Sect-2	Speed	Sect-3	Speed	Topspeed	laptime pit
1	44.216	63.2	1:04.202		32.573	85.1		2:20.991	4	39.758	62.7	1:02.542		31.849	85.1		2:14.149
2	43.192	68.2	1:03.669		32.756	82.5		2:19.617	5	40.903	61.8	1:01.013		31.494	88.0		2:13.410
3	40.948	61.9	1:03.611		31.929	86.2		2:16.488	6	40.151	63.6	1:01.137		31.260	88.2		2:12.548

23 Keith Roach (B2)									Condor SII								
lap	Sect-1	Speed	Sect-2	Speed	Sect-3	Speed	TopSpeed	laptime pit	lap	Sect-1	Speed	Sect-2	Speed	Sect-3	Speed	Topspeed	laptime pit
1	42.481	72.6	1:01.701		33.047	98.0		2:17.229	3	43.695	64.7	1:06.315		31.654	94.2		2:21.664
2	43.076	68.2	1:11.517		32.987	79.2		2:27.580	4	41.471	72.6	1:01.871		31.823	87.6		2:15.165

25 Andrew Tart (B2)									Bond FJ								
lap	Sect-1	Speed	Sect-2	Speed	Sect-3	Speed	TopSpeed	laptime pit	lap	Sect-1	Speed	Sect-2	Speed	Sect-3	Speed	Topspeed	laptime pit
1	37.447	87.2	55.846		27.968	109.7		2:01.261	5	37.853	79.5	53.072		27.539	110.6		1:58.464
2	37.162	86.2	54.451		27.854	111.3		1:59.467	6	36.607	87.9	52.679		27.357	111.1		1:56.643
3	37.891	76.5	54.957		27.473	111.1		2:00.321	7	36.613	89.3	54.424		27.472	110.6		1:58.509
4	36.356	86.0	53.914		27.526	111.7		1:57.796	8								

26 Roger Dexter (B2)									Elva DKW 100								
lap	Sect-1	Speed	Sect-2	Speed	Sect-3	Speed	TopSpeed	laptime pit	lap	Sect-1	Speed	Sect-2	Speed	Sect-3	Speed	Topspeed	laptime pit
1	43.481	63.7	1:07.383		33.452	93.0		2:24.316	4	40.858	69.3	1:01.343		31.469	96.3		2:13.670
2	44.219	68.8	1:09.496		32.734	90.1		2:26.449	5	40.497	74.2	1:00.585		31.816	94.2		2:12.898
3	42.183	65.7	1:01.941		31.879	93.8		2:16.003	6	45.848	60.1	1:12.273		37.201	70.5		2:35.322

27 Paul Dixon (B2)									Gemini Mk2								
lap	Sect-1	Speed	Sect-2	Speed	Sect-3	Speed	TopSpeed	laptime pit	lap	Sect-1	Speed	Sect-2	Speed	Sect-3	Speed	Topspeed	laptime pit
1	43.853	59.9	1:08.832		32.282	96.6		2:24.967	4	40.684	75.7	59.183		32.056	91.6		2:11.923
2	44.798	63.1	1:05.119		30.898	101.4		2:20.815	5	41.636	74.4	1:00.005		30.796	101.7		2:12.437
3	41.757	70.4	1:01.192		29.386	104.9		2:12.335	6								

28 Colin McKay (B2)									Gemini Mk2								
lap	Sect-1	Speed	Sect-2	Speed	Sect-3	Speed	TopSpeed	laptime pit	lap	Sect-1	Speed	Sect-2	Speed	Sect-3	Speed	Topspeed	laptime pit
1	40.460	72.7	58.446		30.227	94.0		2:09.133	4	39.089	73.0	59.626		30.039	93.3		2:08.754
2	40.131	71.5	1:02.921		30.727	94.0		2:13.779	5	39.682	71.8	58.850		30.647	92.1		2:09.179
3	39.541	71.0	58.425		29.854	93.5		2:07.820	6	40.180	72.5	1:00.853		30.942	91.6		2:11.975

Session Start: 10:59:16 - Finish: 11:14:16
 Weather/Track Conditions: Cloud/Drying
 Circuit: Brands Hatch Grand Prix Circuit
 Track Length: 3.916 Km - 2.4330 miles

'Legends of Brands Hatch' Historic Race Meeting - 1 - 3 Jul 2016

HSCC/FJHRA Historic Formula Junior Front Engine 1958-1960

Qualifying for Race 5 - Sector Analysis

29 William Grimshaw (B2)									Moorland Mk1										
lap	Sect-1	Speed	Sect-2	Speed	Sect-3	Speed	TopSpeed	laptime	pit	lap	Sect-1	Speed	Sect-2	Speed	Sect-3	Speed	Topspeed	laptime	pit
1	43.585	63.2	1:09.778		33.123	96.3		2:26.486		4	38.398	76.9	58.729		31.060	97.3		2:08.187	
2	43.268	70.7	1:04.857		31.073	97.6		2:19.198		5	38.020	78.4	1:00.680		30.741	93.9		2:09.441	
3	41.461	69.6	1:01.625		31.474	93.8		2:14.560		6									

30 Nigel Russell (B2)									FMZ Junior										
lap	Sect-1	Speed	Sect-2	Speed	Sect-3	Speed	TopSpeed	laptime	pit	lap	Sect-1	Speed	Sect-2	Speed	Sect-3	Speed	Topspeed	laptime	pit
1	42.643	74.7	1:07.979		31.815	92.2		2:22.437		4	38.366	80.3	57.064		29.410	98.3		2:04.840	
2	40.873	75.3	1:00.596		29.895	97.3		2:11.364		5	38.865	81.1	57.894		29.988	97.0		2:06.747	
3	39.659	77.0	58.757		29.704	97.0		2:08.120		6	39.672	76.9	58.737		30.363	96.5		2:08.772	

32 Ray Mallock (B2)									U2 Mk2										
lap	Sect-1	Speed	Sect-2	Speed	Sect-3	Speed	TopSpeed	laptime	pit	lap	Sect-1	Speed	Sect-2	Speed	Sect-3	Speed	Topspeed	laptime	pit
1	37.664	82.1	53.389		27.660	111.1		1:58.713		4	34.918	86.4	51.003		27.214	112.0		1:53.135	
2	38.386	76.2	55.892		27.620	110.7		2:01.898		5	35.034	87.4	51.325		26.420	113.5		1:52.779	
3	36.093	85.4	53.343		27.448	113.0		1:56.884		6	36.371	84.6	55.138		29.088	106.2		2:00.597	

33 Chris Drake (B2)									Terrier Mk4 Series 2										
lap	Sect-1	Speed	Sect-2	Speed	Sect-3	Speed	TopSpeed	laptime	pit	lap	Sect-1	Speed	Sect-2	Speed	Sect-3	Speed	Topspeed	laptime	pit
1	35.844	84.4	1:07.176		27.839	106.9		2:10.859		5	36.170	84.0	51.929		26.108	108.9		1:54.207	
2	35.525	83.4	53.050		26.563	108.9		1:55.138		6	35.524	85.0	53.895		26.587	106.5		1:56.006	
3	35.974	81.6	53.232		26.545	108.2		1:55.751		7	35.883	85.8	51.497		27.602	106.9		1:54.982	
4	34.575	87.2	52.856		26.113	109.1		1:53.544		8									

34 Iain Rowley (B2)									Gemini Mk2										
lap	Sect-1	Speed	Sect-2	Speed	Sect-3	Speed	TopSpeed	laptime	pit	lap	Sect-1	Speed	Sect-2	Speed	Sect-3	Speed	Topspeed	laptime	pit
1	40.512	73.5	57.451		29.339	104.2		2:07.302		4	37.981	77.2	56.236		27.686	105.9		2:01.903	
2	38.335	74.4	56.631		28.683	104.1		2:03.649		5	36.472	78.0	53.407		28.336	104.5		1:58.215	
3	37.223	80.4	53.730		27.930	105.7		1:58.883		6									

37 Martin Sheppard (A)									Stanguellini FJ										
lap	Sect-1	Speed	Sect-2	Speed	Sect-3	Speed	TopSpeed	laptime	pit	lap	Sect-1	Speed	Sect-2	Speed	Sect-3	Speed	Topspeed	laptime	pit
1	44.132	66.7	1:05.618		31.845	95.5		2:21.595		4	40.680	71.5	1:00.385		29.637	101.7		2:10.702	
2	43.045	68.9	1:02.971		30.703	97.9		2:16.719		5	40.808	70.0	1:00.244		29.859	98.3		2:10.911	
3	41.114	70.7	1:01.535		30.196	101.9		2:12.845		6	40.979	74.6	1:00.328		30.465	92.1		2:11.772	

38 Mike Fowler (B2)									Gemini Mk2										
lap	Sect-1	Speed	Sect-2	Speed	Sect-3	Speed	TopSpeed	laptime	pit	lap	Sect-1	Speed	Sect-2	Speed	Sect-3	Speed	Topspeed	laptime	pit
1	42.947	65.2	1:04.441		30.612	95.1		2:18.000		4	39.647	74.6	58.525		29.648	103.7		2:07.820	
2	41.698	68.1	1:01.389		31.382	101.6		2:14.469		5	40.502	74.4	1:00.854		30.969	101.7		2:12.325	
3	41.212	69.2	1:02.724		30.026	101.2		2:13.962		6									

41 Floris Jan Hekker (B2)									Rayberg FJ										
lap	Sect-1	Speed	Sect-2	Speed	Sect-3	Speed	TopSpeed	laptime	pit	lap	Sect-1	Speed	Sect-2	Speed	Sect-3	Speed	Topspeed	laptime	pit
1	42.297	70.7	1:02.108		30.671	97.0		2:15.076		4	38.065	79.3	57.859		29.531	99.6		2:05.455	
2	39.447	76.5	1:12.521		29.852	98.4		2:21.820		5	38.474	78.4	57.469		30.098	99.5		2:06.041	
3	40.240	77.0	1:00.168		29.872	98.7		2:10.280		6	39.501	76.3	58.767		30.488	96.7		2:08.756	

90 Mike Gosbell (B1)									NOTA FJ										
lap	Sect-1	Speed	Sect-2	Speed	Sect-3	Speed	TopSpeed	laptime	pit	lap	Sect-1	Speed	Sect-2	Speed	Sect-3	Speed	Topspeed	laptime	pit
1	46.769	57.7	1:10.514		35.194	93.4		2:32.477		4	43.330	64.9	1:05.272		32.707	96.6		2:21.309	
2	45.879	71.7	1:11.915		36.264	90.1		2:34.058		5	43.612	67.1	1:05.781		32.637	91.4		2:22.030	
3	44.108	76.9	1:06.628		33.158	93.1		2:23.894		6									

91 Tony Olisoff (B1)									Elfin Mk1										
lap	Sect-1	Speed	Sect-2	Speed	Sect-3	Speed	TopSpeed	laptime	pit	lap	Sect-1	Speed	Sect-2	Speed	Sect-3	Speed	Topspeed	laptime	pit
1	42.851	70.1	59.525		30.299	98.3		2:12.675		4	37.683	78.5	56.209		28.100	100.5		2:01.992	
2	38.776	79.2	1:00.561		29.146	99.6		2:08.483		5	49.666	74.8	1:08.911		29.055	99.6		2:27.632	
3	37.558	79.9	55.932		28.999	99.9		2:02.489		6	38.297	79.1	1:00.144		30.656	90.4		2:09.097	

Session Start: 10:59:16 - Finish: 11:14:16
Weather/Track Conditions: Cloud/Drying
Circuit: Brands Hatch Grand Prix Circuit
Track Length: 3.916 Km - 2.4330 miles

'Legends of Brands Hatch' Historic Race Meeting - 1 - 3 Jul 2016

HSCC/FJHRA Historic Formula Junior Front Engine 1958-1960

Qualifying for Race 5 - Sector Analysis

109 Pat Barford (B2)									Lola Mk2										
lap	Sect-1	Speed	Sect-2	Speed	Sect-3	Speed	TopSpeed	laptime	pit	lap	Sect-1	Speed	Sect-2	Speed	Sect-3	Speed	Topspeed	laptime	pit
1	49.219	46.3	1:15.987		38.005	91.9		2:43.211		4	43.431	74.8	1:04.641		32.529	99.6		2:20.601	
2	48.186	49.9	1:13.009		37.181	88.9		2:38.376		5	41.798	78.0	1:06.470		33.156	93.0		2:21.424	
3	44.288	70.6	1:10.833		35.813	94.6		2:30.934		6									

117 Vern Williamson (B1)									Scorpion 500										
lap	Sect-1	Speed	Sect-2	Speed	Sect-3	Speed	TopSpeed	laptime	pit	lap	Sect-1	Speed	Sect-2	Speed	Sect-3	Speed	Topspeed	laptime	pit
1	47.483	63.6	1:06.330		34.264	82.1		2:28.077		4	44.294	68.8	1:08.762		34.027	79.8		2:27.083	
2	45.420	65.4	1:05.842		35.843	80.2		2:27.105		5	46.188	64.9	1:05.497		33.759	85.6		2:25.444	
3	46.100	65.4	1:07.023		33.167	83.4		2:26.290		6	48.096	59.1	1:08.917		36.419	68.6		2:33.432	

122 Robin Lackford (B2)									Elva 100										
lap	Sect-1	Speed	Sect-2	Speed	Sect-3	Speed	TopSpeed	laptime	pit	lap	Sect-1	Speed	Sect-2	Speed	Sect-3	Speed	Topspeed	laptime	pit
1	43.650	69.1	1:06.491		32.570	92.5		2:22.711		4	37.652	77.9	55.956		29.276	99.7		2:02.884	
2	40.075	70.7	1:01.118		30.629	97.3		2:11.822		5	37.671	78.1	58.307		30.628	97.3		2:06.606	
3	38.537	72.3	59.921		29.776	99.5		2:08.234		6	39.808	75.1	1:02.365		32.945	74.8		2:15.118	

123 John Arnold (B2)									Elva 100										
lap	Sect-1	Speed	Sect-2	Speed	Sect-3	Speed	TopSpeed	laptime	pit	lap	Sect-1	Speed	Sect-2	Speed	Sect-3	Speed	Topspeed	laptime	pit
1	42.831	68.5	1:05.004		31.177	88.5		2:19.012		4	39.544	77.8	58.864		29.473	101.1		2:07.881	
2	43.080	62.9	1:01.904		30.988	101.4		2:15.972		5	38.976	81.1	59.143		29.591	102.2		2:07.710	
3	40.223	68.4	1:01.675		29.742	103.3		2:11.640		6	41.157	71.8	1:01.986		32.435	78.7		2:15.578	

127 Tom De Gres (A)									Stanguellini FJ										
lap	Sect-1	Speed	Sect-2	Speed	Sect-3	Speed	TopSpeed	laptime	pit	lap	Sect-1	Speed	Sect-2	Speed	Sect-3	Speed	Topspeed	laptime	pit
1	45.404	64.8	1:06.505		32.967	90.9		2:24.876		4	40.682	78.4	59.944		29.504	98.0		2:10.130	
2	43.409	69.9	1:03.050		31.276	91.0		2:17.735		5	43.557	65.6	1:05.237		31.449	94.3		2:20.243	
3	41.930	74.7	1:00.415		30.126	100.8		2:12.471		6									

Session Start: 10:59:16 - Finish: 11:14:16
Weather/Track Conditions: Cloud/Drying
Circuit: Brands Hatch Grand Prix Circuit
Track Length: 3.916 Km - 2.4330 miles

'Legends of Brands Hatch' Historic Race Meeting - 1 - 3 Jul 2016

HSCC/FJHRA Historic Formula Junior Front Engine 1958-1960

Qualifying for Race 5 - Best Sector Times

POS	NO	DRIVER/S	Sector 1			Sector 2			Sector 3			IDEAL LAP	BEST LAP	On
			TIME	LAP	POS	TIME	LAP	POS	TIME	LAP	POS			
1	32	Ray Mallock	34.918	4	2	51.003	4	2	26.420	5	2	1:52.341	1:52.779	5
2	12	Stuart Roach	35.438	5	3	50.124	3	1	26.876	5	4	1:52.438	1:53.093	5
3	33	Chris Drake	34.575	4	1	51.497	7	3	26.108	5	1	1:52.180	1:53.544	4
4	2	Mark Woodhouse	36.372	5	7	51.826	4	4	27.265	5	6	1:55.463	1:55.970	4
5	17	Simon Goodliff	36.020	5	4	52.693	6	7	27.035	5	5	1:55.748	1:56.029	5
6	25	Andrew Tart	36.356	4	6	52.679	6	6	27.357	6	7	1:56.392	1:56.643	6
7	5	Robin Longdon	36.687	5	10	52.393	4	5	27.375	4	8	1:56.455	1:57.092	4
8	19	Ralf Emmerling	36.185	6	5	53.151	6	9	26.573	5	3	1:55.909	1:57.603	6
9	34	Iain Rowley	36.472	5	8	53.407	5	10	27.686	4	9	1:57.565	1:58.215	5
10	15	Ian Phillips	37.145	4	11	54.663	4	11	28.048	3	11	1:59.856	1:59.880	4
11	10	Mike Walker	36.635	3	9	52.832	3	8	27.695	5	10	1:57.162	1:59.992	4
12	20	Michael Hibberd	38.196	4	16	54.788	4	12	28.290	3	13	2:01.274	2:01.289	4
13	91	Tony Olissoff	37.558	3	12	55.932	3	13	28.100	4	12	2:01.590	2:01.992	4
14	122	Robin Lackford	37.652	4	13	55.956	4	14	29.276	4	15	2:02.884	2:02.884	4
15	30	Nigel Russell	38.366	4	18	57.064	4	16	29.410	4	17	2:04.840	2:04.840	4
16	41	Floris Jan Hekker	38.065	4	15	57.469	5	17	29.531	4	20	2:05.065	2:05.455	4
17	14	Crispian Besley	38.710	2	19	56.809	2	15	29.728	1	23	2:05.247	2:05.475	2
18	4	Graham Barron	38.301	3	17	58.147	3	18	29.204	3	14	2:05.652	2:05.652	3
19	123	John Arnold	38.976	5	20	58.864	4	22	29.473	4	18	2:07.313	2:07.710	5
20	28	Colin McKay	39.089	4	21	58.425	3	19	29.854	3	24	2:07.368	2:07.820	3
21	38	Mike Fowler	39.647	4	22	58.525	4	20	29.648	4	22	2:07.820	2:07.820	4
22	29	William Grimshaw	38.020	5	14	58.729	4	21	30.741	5	26	2:07.490	2:08.187	4
23	127	Tom De Gres	40.682	4	28	59.944	4	25	29.504	4	19	2:10.130	2:10.130	4
24	37	Martin Sheppard	40.680	4	27	1:00.244	5	26	29.637	4	21	2:10.561	2:10.702	4
25	7	Duncan Rabagliati	40.660	4	26	59.651	4	24	30.997	4	27	2:11.308	2:11.308	4
26	27	Paul Dixon	40.684	4	29	59.183	4	23	29.386	3	16	2:09.253	2:11.923	4
27	22	Richard Bishop-Miller	39.758	4	23	1:01.013	5	28	31.260	6	28	2:12.031	2:12.548	6
28	26	Roger Dexter	40.497	5	25	1:00.585	5	27	31.469	4	29	2:12.551	2:12.898	5
29	23	Keith Roach	41.471	4	30	1:01.701	1	29	31.654	3	30	2:14.826	2:15.165	4
30	109	Pat Barford	41.798	5	31	1:04.641	4	30	32.529	4	31	2:18.968	2:20.601	4
31	3	Ian Robinson	42.693	4	32	1:04.930	4	31	32.655	3	33	2:20.278	2:20.853	4
32	90	Mike Gosbell	43.330	4	33	1:05.272	4	32	32.637	5	32	2:21.239	2:21.309	4
33	117	Vern Williamson	44.294	4	34	1:05.497	5	33	33.167	3	34	2:22.958	2:25.444	5
34	9	John Chisholm												

Session Start: 10:59:16 - Finish: 11:14:16

Weather/Track Conditions: Cloud/Drying

Circuit: Brands Hatch Grand Prix Circuit

Track Length: 3.916 Km - 2.4330 miles



'Legends of Brands Hatch' Historic Race Meeting - 1 - 3 Jul 2016

HSCC/FJHRA Historic Formula Junior Front Engine 1958-1960

Qualifying for Race 5 - Best Sector Speeds

	NO	SECTOR 1	MPH	NO	SECTOR 2	MPH	NO	SECTOR 3	MPH
1	25	Andrew Tart	89.3	NO SPEED TRAP			32	Ray Mallock	113.5
2	32	Ray Mallock	87.4				25	Andrew Tart	111.7
3	33	Chris Drake	87.2				10	Mike Walker	110.2
4	19	Ralf Emmerling	86.4				33	Chris Drake	109.1
5	12	Stuart Roach	86.3				17	Simon Goodliff	108.6
6	17	Simon Goodliff	85.2				2	Mark Woodhouse	108.2
7	2	Mark Woodhouse	85.1				19	Ralf Emmerling	108.2
8	14	Crispian Besley	82.5				12	Stuart Roach	107.6
9	15	Ian Phillips	82.0				5	Robin Longdon	107.4
10	5	Robin Longdon	81.1				20	Michael Hibberd	106.7
11	30	Nigel Russell	81.1				34	Iain Rowley	105.9
12	123	John Arnold	81.1				15	Ian Phillips	105.5
13	10	Mike Walker	81.0				27	Paul Dixon	104.9
14	34	Iain Rowley	80.4				38	Mike Fowler	103.7
15	20	Michael Hibberd	80.2				123	John Arnold	103.3
16	91	Tony Olissoff	79.9				37	Martin Sheppard	101.9
17	41	Floris Jan Hekker	79.3				127	Tom De Gres	100.8
18	7	Duncan Rabagliati	78.9				91	Tony Olissoff	100.5
19	29	William Grimshaw	78.4				14	Crispian Besley	99.7
20	127	Tom De Gres	78.4				122	Robin Lackford	99.7
21	9	John Chisholm	78.3				41	Floris Jan Hekker	99.6
22	122	Robin Lackford	78.1				109	Pat Barford	99.6
23	109	Pat Barford	78.0				4	Graham Barron	98.9
24	38	Mike Fowler	77.8				30	Nigel Russell	98.3
25	4	Graham Barron	77.7				23	Keith Roach	98.0
26	90	Mike Gosbell	76.9				29	William Grimshaw	97.6
27	27	Paul Dixon	75.7				90	Mike Gosbell	96.6
28	37	Martin Sheppard	74.6				9	John Chisholm	96.3
29	26	Roger Dexter	74.2				26	Roger Dexter	96.3
30	28	Colin McKay	73.0				3	Ian Robinson	94.6
31	3	Ian Robinson	72.8				28	Colin McKay	94.0
32	23	Keith Roach	72.6				7	Duncan Rabagliati	92.2
33	117	Vern Williamson	68.8				22	Richard Bishop-Miller	88.2
34	22	Richard Bishop-Miller	68.2				117	Vern Williamson	85.6
35	99	Simon Jones	48.3				24	Xavier Kingsland	0.0
36	24	Xavier Kingsland	0.0				66	Tony Pearson	0.0
37	66	Tony Pearson	0.0				99	Simon Jones	0.0

Session Start: 10:59:16 - Finish: 11:14:16
Weather/Track Conditions: Cloud/Drying
Circuit: Brands Hatch Grand Prix Circuit
Track Length: 3.916 Km - 2.4330 miles



'Legends of Brands Hatch' Historic Race Meeting - 1 - 3 Jul 2016

HSCC/FJHRA Historic Formula Junior Front Engine 1958-1960


Race 5 - Starting Grid - Amended

Sheet No:

Start Time : 11:55 - Heat Duration : 20 Minutes

18	35	66	Tony Pearson	36	99	Simon Jones
17	33	117	Vern Williamson	34	9	John Chisholm
16	31	3	Ian Robinson	32	90	Mike Gosbell
15	29	23	Keith Roach	30	109	Pat Barford
14	27	22	Richard Bishop-Miller	28	26	Roger Dexter
13	25	7	Duncan Rabagliati	26	27	Paul Dixon
12	23	127	Tom De Gres	24	37	Martin Sheppard
11	21	38	Mike Fowler	22	29	William Grimshaw
10	19	123	John Arnold	20	28	Colin McKay
9	17	14	Crispian Besley	18	4	Graham Barron
8	15	30	Nigel Russell	16	41	Floris Jan Hekker
7	13	97	Tony Olissoff	14	122	Robin Lackford
6	11	10	Mike Walker	12	20	Michael Hibberd
5	9	34	Iain Rowley	10	15	Ian Phillips
4	7	5	Robin Longdon	8	19	Ralf Emmerling
3	5	17	Simon Goodliff	6	25	Andrew Tart
2	3	33	Chris Drake	4	2	Mark Woodhouse
1	1	32	Ray Mallock	2	12	Stuart Roach

Pole Right

ROW 

Cars 9, 66 & 99 allowed to start from back of grid.

Circuit: Brands Hatch Grand Prix Circuit
Track Length: 3.916 Km - 2.4330 miles

These results are provisional until the conclusion of any judicial and technical matters.

Clerk of the Course:

Julian Floyd

Timekeeper:

Nick Palmer

Issued at:

'Legends of Brands Hatch' Historic Race Meeting - 1 - 3 Jul 2016

HSCC Historic Formula 3 Supported by The Cubicle Centre Qualifying for Race 2 - Classification

Sheet No:

POS	NO	DRIVER/S	CAR MAKE / MODEL	TIME	ON	LAPS	GAP	DIFF	MPH
1	4	James Denty	Lotus 41	1:42.108	9	9			85.78
2	22	Simon Armer	March 703	1:42.625	10	11	0.517	0.517	85.35
3	65	Peter Thompson	Brabham BT21	1:43.579	10	10	1.471	0.954	84.56
4	77	Francois Derossi	Chevron B17	1:44.161	9	10	2.053	0.582	84.09
5	25	Andrew Hibberd	Brabham BT18A	1:44.309	3	7	2.201	0.148	83.97
6	82	Marcus Mussa	Tecno	1:45.023	5	10	2.915	0.714	83.40
7	5	Jim Blockley	Chevron B17	1:46.314	8	8	4.206	1.291	82.39
8	89	Mark Pangborn	Brabham BT28	1:46.569	10	10	4.461	0.255	82.19
9	1	Leif Bosson	Brabham BT28	1:47.503	10	10	5.395	0.934	81.47
10	93	Roland Fischer	Tecno	1:48.005	3	3	5.897	0.502	81.10
11	71	Chris Holland	Brabham BT21	1:48.008	10	10	5.900	0.003	81.09
12	96	Keith Messer	Vesey Ford	1:48.930	8	9	6.822	0.922	80.41
13	63	Christoph Widmer	Brabham BT18A	1:49.301	4	7	7.193	0.371	80.13
14	46	Steve Smith	Chevron B15C	1:49.712	10	10	7.604	0.411	79.83
15	116	Mark Linstone	Brabham BT21	1:49.840	10	10	7.732	0.128	79.74
16	62	Geoffrey O'nion	Tecno	1:52.857	10	10	10.749	3.017	77.61
17	30	Clas Muller	Brabham BT28	1:53.899	9	9	11.791	1.042	76.90
18	189	Maurice Slotine	Merlyn Mk14A	1:55.148	9	9	13.040	1.249	76.07
19	55	Julian Maynard	Chevron B17	1:56.349	9	9	14.241	1.201	75.28
20	16	Robert Retzlaff	Brabham BT15	2:00.001	9	9	17.893	3.652	72.99
21	41	Werner Pircher	Lotus 41	2:01.090	7	8	18.982	1.089	72.33
22	19	Peter Froude	Tecno	2:08.758	1	1	26.650	7.668	68.03
23	87	Peter Barclay	Brabham BT15	2:10.601	6	6	28.493	1.843	67.07
24	14	Jonathan Milicevic	Brabham BT21B						

Cars 30, 41 & 63 require working transponders - Regulation Q.12.2.1 refers.

Session Start: 11:26:51 - Finish: 11:46:51
Weather/Track Conditions: Cloud/Damp
Circuit: Brands Hatch Grand Prix Circuit
Track Length: 3.916 Km - 2.4330 miles

These results are provisional until the conclusion of any judicial and technical matters.

Clerk of the Course:

Julian Floyd

Timekeeper:

Nick Palmer

Issued at:

'Legends of Brands Hatch' Historic Race Meeting - 1 - 3 Jul 2016

HSCC Historic Formula 3 Supported by The Cubicle Centre

Qualifying for Race 2 - Sector Analysis

1 Leif Bosson (B)									Brabham BT28										
lap	Sect-1	Speed	Sect-2	Speed	Sect-3	Speed	TopSpeed	laptime	pit	lap	Sect-1	Speed	Sect-2	Speed	Sect-3	Speed	Topspeed	laptime	pit
1	52.157	73.9	55.511		29.894	105.0		2:17.562		6	33.538	88.4	51.201		25.712	<u>113.2</u>		1:50.451	
2	39.357	78.8	53.823		27.833	108.6		2:01.013		7	35.291	85.4	51.504		27.368	110.4		1:54.163	
3	38.267	83.6	53.395		27.454	109.8		1:59.116		8	35.743	86.1	49.935		26.201	112.6		1:51.879	
4	35.979	86.2	51.753		27.267	112.0		1:54.999		9	34.107	89.9	49.906		25.953	111.1		1:49.966	
5	34.293	88.0	50.179		25.927	112.0		1:50.399		10	32.820	<u>90.9</u>	<u>49.092</u>		<u>25.591</u>	111.5		<u>1:47.503</u>	

4 James Denty (B)									Lotus 41										
lap	Sect-1	Speed	Sect-2	Speed	Sect-3	Speed	TopSpeed	laptime	pit	lap	Sect-1	Speed	Sect-2	Speed	Sect-3	Speed	Topspeed	laptime	pit
1	Out	83.5	53.282		27.876	111.1		2:02.989		6	34.878	91.0	48.040		24.980	111.3		1:47.898	
2	35.136	88.6	49.445		25.397	110.9		1:49.978		7	32.797	89.7	46.666		24.540	111.7		1:44.003	
3	33.135	85.0	47.773		25.116	113.3		1:46.024		8	32.151	<u>92.9</u>	46.035		<u>24.395</u>	111.3		1:42.581	
4	33.107	90.0	47.261		27.370	111.7		1:47.738		9	<u>31.956</u>	92.5	<u>45.575</u>		24.577	112.4		<u>1:42.108</u>	
5	32.564	92.7	46.870		24.799	<u>114.5</u>		1:44.233		10									

5 Jim Blockley (B)									Chevron B17										
lap	Sect-1	Speed	Sect-2	Speed	Sect-3	Speed	TopSpeed	laptime	pit	lap	Sect-1	Speed	Sect-2	Speed	Sect-3	Speed	Topspeed	laptime	pit
1	39.217	83.3	53.858		29.294	104.4		2:02.369		5	34.091	89.5	47.869		25.756	<u>114.7</u>		1:47.716	
2	37.009	86.7	50.899		26.689	108.6		1:54.597		6	34.095	88.8	50.440		26.782	107.7		1:51.317	
3	36.354	85.1	50.784		26.233	108.6		1:53.371		7	34.752	89.5	49.784		25.683	109.3		1:50.219	
4	34.602	88.5	48.219		25.855	108.4		1:48.676		8	<u>33.531</u>	89.3	<u>47.342</u>		<u>25.441</u>	113.2		<u>1:46.314</u>	

14 Jonathan Milicevic (B)									Brabham BT21B										
lap	Sect-1	Speed	Sect-2	Speed	Sect-3	Speed	TopSpeed	laptime	pit	lap	Sect-1	Speed	Sect-2	Speed	Sect-3	Speed	Topspeed	laptime	pit

16 Robert Retzlaff (B)									Brabham BT15										
lap	Sect-1	Speed	Sect-2	Speed	Sect-3	Speed	TopSpeed	laptime	pit	lap	Sect-1	Speed	Sect-2	Speed	Sect-3	Speed	Topspeed	laptime	pit
1	46.877	63.0	1:03.077		30.600	102.6		2:20.554		6	39.061	81.0	57.032		28.237	105.7		2:04.330	
2	41.700	71.8	1:03.199		31.347	103.7		2:16.246		7	39.741	77.7	56.312		<u>27.564</u>	<u>106.9</u>		2:03.617	
3	40.501	73.1	1:01.386		29.438	105.4		2:11.325		8	39.745	80.9	55.041		27.684	105.5		2:02.470	
4	41.649	77.1	1:00.797		28.456	106.5		2:10.902		9	<u>37.807</u>	<u>81.5</u>	<u>54.047</u>		28.147	104.7		<u>2:00.001</u>	
5	40.941	75.8	1:02.136		28.551	106.5		2:11.628		10									

19 Peter Froude (B)									Tecno										
lap	Sect-1	Speed	Sect-2	Speed	Sect-3	Speed	TopSpeed	laptime	pit	lap	Sect-1	Speed	Sect-2	Speed	Sect-3	Speed	Topspeed	laptime	pit
1	39.633	73.7	58.108		31.017	99.6		2:08.758		2									

22 Simon Armer (B)									March 703										
lap	Sect-1	Speed	Sect-2	Speed	Sect-3	Speed	TopSpeed	laptime	pit	lap	Sect-1	Speed	Sect-2	Speed	Sect-3	Speed	Topspeed	laptime	pit
1	36.430	86.7	48.943		26.803	107.9		1:52.176		7	33.179	90.6	46.821		25.300	111.3		1:45.300	
2	35.846	85.2	47.830		25.789	110.2		1:49.465		8	33.598	90.0	47.073		24.976	112.0		1:45.647	
3	34.151	88.7	47.264		25.920	110.4		1:47.335		9	33.652	88.5	48.306		24.754	111.7		1:46.712	
4	34.010	88.8	47.325		25.220	111.3		1:46.555		10	<u>33.067</u>	<u>90.9</u>	<u>45.269</u>		<u>24.289</u>	<u>113.3</u>		<u>1:42.625</u>	
5	34.223	88.7	47.503		25.031	111.8		1:46.757		11	33.300	<u>91.1</u>	57.182		26.165	106.9		1:56.647	
6	33.200	90.5	46.553		24.989	111.3		1:44.742		12									

25 Andrew Hibberd (B)									Brabham BT18A										
lap	Sect-1	Speed	Sect-2	Speed	Sect-3	Speed	TopSpeed	laptime	pit	lap	Sect-1	Speed	Sect-2	Speed	Sect-3	Speed	Topspeed	laptime	pit
1	36.631	85.9	50.973		27.653	111.5		1:55.257		5	32.464	92.7	48.874		25.769	113.2		1:47.107	
2	34.750	90.4	48.864		25.308	113.9		1:48.922		6	<u>32.254</u>	84.9	49.514		25.771	112.6		1:47.539	
3	32.879	<u>93.4</u>	46.175		25.255	113.9		<u>1:44.309</u>		7	33.534	90.7	49.634		<u>24.861</u>	<u>114.1</u>		1:48.029	
4	32.996	<u>93.4</u>	<u>46.144</u>		25.554	113.5		1:44.694		8									

Session Start: 11:26:51 - Finish: 11:46:51
 Weather/Track Conditions: Cloud/Damp
 Circuit: Brands Hatch Grand Prix Circuit
 Track Length: 3.916 Km - 2.4330 miles

'Legends of Brands Hatch' Historic Race Meeting - 1 - 3 Jul 2016

HSCC Historic Formula 3 Supported by The Cubicle Centre

Qualifying for Race 2 - Sector Analysis

30 Clas Muller (B)									Brabham BT28											
lap	Sect-1	Speed	Sect-2	Speed	Sect-3	Speed	TopSpeed	laptime	pit	lap	Sect-1	Speed	Sect-2	Speed	Sect-3	Speed	Topspeed	laptime	pit	
1								2:16.190		6									2:00.461	
2								2:04.913		7									1:58.348	
3								2:03.361		8									1:56.461	
4								1:59.829		9									1:53.899	
5								1:58.765		10										

41 Werner Pircher (B)									Lotus 41											
lap	Sect-1	Speed	Sect-2	Speed	Sect-3	Speed	TopSpeed	laptime	pit	lap	Sect-1	Speed	Sect-2	Speed	Sect-3	Speed	Topspeed	laptime	pit	
1								2:11.811		5									2:02.327	
2								2:11.397		6									2:01.677	
3								2:05.941		7									2:01.090	
4								2:03.554		8									2:02.382	

46 Steve Smith (B)									Chevron B15C										
lap	Sect-1	Speed	Sect-2	Speed	Sect-3	Speed	TopSpeed	laptime	pit	lap	Sect-1	Speed	Sect-2	Speed	Sect-3	Speed	Topspeed	laptime	pit
1	41.787	82.9	54.831		29.608	106.7		2:06.226		6	36.426	79.3	52.934		27.856	105.9		1:57.216	
2	38.852	83.6	54.024		27.566	106.2		2:00.442		7	36.788	89.5	51.427		27.585	110.9		1:55.800	
3	37.048	84.7	52.484		26.685	111.1		1:56.217		8	37.170	85.6	50.721		26.126	110.4		1:54.017	
4	36.239	82.7	51.029		26.903	109.3		1:54.171		9	35.514	88.7	49.450		26.090	112.4		1:51.054	
5	37.260	85.6	50.912		27.652	106.0		1:55.824		10	34.498	90.1	49.257		25.957	103.0		1:49.712	

55 Julian Maynard (B)									Chevron B17										
lap	Sect-1	Speed	Sect-2	Speed	Sect-3	Speed	TopSpeed	laptime	pit	lap	Sect-1	Speed	Sect-2	Speed	Sect-3	Speed	Topspeed	laptime	pit
1	46.309	69.3	1:03.272		31.674	98.7		2:21.255		6	39.317	81.0	53.873		27.665	109.7		2:00.855	
2	43.164	73.9	59.242		29.879	104.5		2:12.285		7	44.037	79.0	53.993		27.924	108.9		2:05.954	
3	40.278	76.1	56.332		29.017	106.0		2:05.627		8	38.090	81.8	53.691		27.587	109.3		1:59.368	
4	38.717	77.3	55.069		28.798	107.2		2:02.584		9	36.458	82.3	52.310		27.581	107.6		1:56.349	
5	37.970	80.9	54.493		28.423	106.5		2:00.886		10									

62 Geoffrey O'nion (B)									Tecno										
lap	Sect-1	Speed	Sect-2	Speed	Sect-3	Speed	TopSpeed	laptime	pit	lap	Sect-1	Speed	Sect-2	Speed	Sect-3	Speed	Topspeed	laptime	pit
1	42.761	73.0	57.077		30.160	100.0		2:09.998		6	36.214	83.9	52.501		27.461	107.0		1:56.176	
2	40.483	78.8	56.015		29.610	104.9		2:06.108		7	36.771	79.9	52.280		27.250	107.6		1:56.301	
3	38.994	79.8	52.893		28.556	105.9		2:00.443		8	36.517	80.0	51.451		26.971	108.9		1:54.939	
4	36.684	83.9	52.711		27.527	107.6		1:56.922		9	36.653	82.9	50.708		27.023	108.4		1:54.384	
5	36.532	82.5	51.817		27.568	106.2		1:55.917		10	35.891	84.6	50.310		26.656	108.1		1:52.857	

63 Christoph Widmer (B)									Brabham BT18A											
lap	Sect-1	Speed	Sect-2	Speed	Sect-3	Speed	TopSpeed	laptime	pit	lap	Sect-1	Speed	Sect-2	Speed	Sect-3	Speed	Topspeed	laptime	pit	
1								2:04.108		5									1:49.302	
2								1:53.457		6									1:49.395	
3								1:49.975		7									2:15.635	
4								1:49.301		8										

65 Peter Thompson (B)									Brabham BT21										
lap	Sect-1	Speed	Sect-2	Speed	Sect-3	Speed	TopSpeed	laptime	pit	lap	Sect-1	Speed	Sect-2	Speed	Sect-3	Speed	Topspeed	laptime	pit
1	36.992	87.9	50.221		28.937	107.0		1:56.150		6	33.112	91.6	47.448		25.217	113.7		1:45.777	
2	37.776	83.9	49.350		26.775	110.0		1:53.901		7	33.181	90.4	47.901		24.709	112.6		1:45.791	
3	34.572	89.2	48.738		25.962	111.3		1:49.272		8	33.223	88.2	47.622		25.091	112.0		1:45.936	
4	33.917	87.6	47.576		25.205	113.0		1:46.698		9	32.749	89.8	46.798		24.799	112.0		1:44.346	
5	33.748	91.4	46.472		24.735	114.9		1:44.955		10	32.760	92.2	46.006		24.813	113.3		1:43.579	

71 Chris Holland (B)									Brabham BT21										
lap	Sect-1	Speed	Sect-2	Speed	Sect-3	Speed	TopSpeed	laptime	pit	lap	Sect-1	Speed	Sect-2	Speed	Sect-3	Speed	Topspeed	laptime	pit
1	38.260	82.2	54.914		29.241	104.7		2:02.415		6	35.172	82.8	50.683		26.191	108.4		1:52.046	
2	38.982	81.4	52.606		27.480	108.4		1:59.068		7	35.054	84.3	53.366		25.826	111.7		1:54.246	
3	35.669	85.0	50.624		26.563	108.8		1:52.856		8	34.873	83.4	49.087		25.500	113.2		1:49.460	
4	35.326	85.3	49.360		26.179	108.8		1:50.865		9	34.983	88.1	48.012		25.761	111.5		1:48.756	
5	35.047	84.7	49.270		26.320	108.9		1:50.637		10	34.365	85.2	48.235		25.408	110.2		1:48.008	

Session Start: 11:26:51 - Finish: 11:46:51
 Weather/Track Conditions: Cloud/Damp
 Circuit: Brands Hatch Grand Prix Circuit
 Track Length: 3.916 Km - 2.4330 miles

'Legends of Brands Hatch' Historic Race Meeting - 1 - 3 Jul 2016

HSCC Historic Formula 3 Supported by The Cubicle Centre

Qualifying for Race 2 - Sector Analysis

77 Francois Derossi (B)									Chevron B17								
lap	Sect-1	Speed	Sect-2	Speed	Sect-3	Speed	TopSpeed	laptime pit	lap	Sect-1	Speed	Sect-2	Speed	Sect-3	Speed	Topspeed	laptime pit
1	37.437	88.2	50.962		26.400	109.5		1:54.799	6	32.803	89.2	1:03.824		27.417	105.5		2:04.044
2	36.021	88.7	49.132		25.764	106.0		1:50.917	7	36.914	85.2	50.989		25.453	109.3		1:53.356
3	33.039	89.1	46.785		25.286	107.2		1:45.110	8	33.447	86.5	48.600		26.154	106.2		1:48.201
4	34.181	88.1	56.909		24.936	110.4		1:56.026	9	32.627	90.1	46.771		24.763	109.1		1:44.161
5	33.806	87.7	47.076		24.722	109.3		1:45.604	10	32.782	89.9	46.494		25.239	107.4		1:44.515

82 Marcus Mussa (B)									Tecno								
lap	Sect-1	Speed	Sect-2	Speed	Sect-3	Speed	TopSpeed	laptime pit	lap	Sect-1	Speed	Sect-2	Speed	Sect-3	Speed	Topspeed	laptime pit
1	40.652	73.8	53.686		28.151	106.7		2:02.489	6	33.742	90.4	48.149		25.469	112.2		1:47.360
2	37.960	77.7	53.947		27.061	107.9		1:58.968	7	36.539	82.2	52.949		26.800	110.4		1:56.288
3	36.021	83.5	49.798		26.074	109.5		1:51.893	8	38.948	68.4	52.795		In			2:23.533 P
4	33.618	87.3	48.067		25.447	110.2		1:47.132	9	Out	88.6	49.606		27.932	111.3		1:55.641
5	32.860	89.9	47.030		25.133	110.9		1:45.023	10	33.225	90.9	47.638		25.214	113.2		1:46.077

87 Peter Barclay (B)									Brabham BT15								
lap	Sect-1	Speed	Sect-2	Speed	Sect-3	Speed	TopSpeed	laptime pit	lap	Sect-1	Speed	Sect-2	Speed	Sect-3	Speed	Topspeed	laptime pit
1	Out	62.1	1:05.828		34.139	97.2		2:25.813	4	41.597	73.2	1:01.622		31.324	101.1		2:14.543
2	41.863	71.0	1:03.169		31.562	98.4		2:16.594	5	42.968	71.8	59.722		31.150	97.6		2:13.840
3	41.229	75.5	1:03.155		32.386	98.1		2:16.770	6	41.472	72.1	58.951		30.178	99.6		2:10.601

89 Mark Pangborn (B)									Brabham BT28								
lap	Sect-1	Speed	Sect-2	Speed	Sect-3	Speed	TopSpeed	laptime pit	lap	Sect-1	Speed	Sect-2	Speed	Sect-3	Speed	Topspeed	laptime pit
1	39.272	82.4	53.187		27.531	100.9		1:59.990	6	34.107	89.2	49.176		25.574	110.4		1:48.857
2	37.274	84.6	52.603		27.072	107.7		1:56.949	7	33.900	84.9	51.389		25.734	110.6		1:51.023
3	36.616	85.6	51.314		26.797	104.5		1:54.727	8	33.591	86.0	49.453		26.181	110.6		1:49.225
4	35.148	83.7	51.383		26.638	109.5		1:53.169	9	34.310	88.5	48.892		25.682	108.9		1:48.884
5	35.081	87.9	49.409		25.484	110.9		1:49.974	10	32.943	89.8	48.289		25.337	110.7		1:46.569

93 Roland Fischer (B)									Tecno								
lap	Sect-1	Speed	Sect-2	Speed	Sect-3	Speed	TopSpeed	laptime pit	lap	Sect-1	Speed	Sect-2	Speed	Sect-3	Speed	Topspeed	laptime pit
1	37.367	89.1	53.337		28.588	109.3		1:59.292	3	34.262	90.9	48.150		25.593	111.3		1:48.005
2	35.382	98.6	52.483		26.509	108.6		1:54.374	4								

96 Keith Messer (B)									Vesey Ford								
lap	Sect-1	Speed	Sect-2	Speed	Sect-3	Speed	TopSpeed	laptime pit	lap	Sect-1	Speed	Sect-2	Speed	Sect-3	Speed	Topspeed	laptime pit
1	40.764	70.2	55.824		28.708	105.2		2:05.296	6	34.314	85.0	51.935		26.469	108.9		1:52.718
2	37.530	81.8	54.035		29.635	105.2		2:01.200	7	34.320	88.6	51.051		25.894	109.8		1:51.265
3	37.042	84.0	51.246		26.862	108.8		1:55.150	8	34.305	84.9	49.052		25.573	112.0		1:48.930
4	36.688	83.3	51.108		26.297	109.1		1:54.093	9	36.677	82.6	51.005		26.748	106.7		1:54.430
5	34.783	85.4	49.938		26.893	108.2		1:51.614	10								

116 Mark Linstone (B)									Brabham BT21								
lap	Sect-1	Speed	Sect-2	Speed	Sect-3	Speed	TopSpeed	laptime pit	lap	Sect-1	Speed	Sect-2	Speed	Sect-3	Speed	Topspeed	laptime pit
1	38.908	78.5	54.132		28.717	108.1		2:01.757	6	35.456	83.3	51.405		26.025	113.2		1:52.886
2	37.250	81.9	52.936		27.080	110.7		1:57.266	7	35.302	85.6	51.745		26.867	110.4		1:53.914
3	36.417	85.3	51.463		26.902	110.6		1:54.782	8	35.271	84.9	51.176		26.479	110.0		1:52.926
4	35.083	83.5	51.354		26.668	110.6		1:53.105	9	34.989	88.4	50.078		25.791	113.0		1:50.858
5	35.578	81.5	51.026		26.398	111.5		1:53.002	10	34.105	84.0	49.786		25.949	104.1		1:49.840

189 Maurice Slotine (B)									Merlyn Mk14A								
lap	Sect-1	Speed	Sect-2	Speed	Sect-3	Speed	TopSpeed	laptime pit	lap	Sect-1	Speed	Sect-2	Speed	Sect-3	Speed	Topspeed	laptime pit
1	40.977	64.6	58.998		28.665	105.4		2:08.640	6	37.338	87.0	54.399		27.942	105.9		1:59.679
2	38.592	85.9	53.707		27.833	107.4		2:00.132	7	36.861	87.4	52.593		27.476	104.7		1:56.930
3	37.117	84.7	52.618		29.135	107.7		1:58.870	8	35.996	86.1	53.037		26.525	108.1		1:55.558
4	37.103	86.5	53.459		27.592	107.7		1:58.154	9	35.388	85.3	51.800		27.960	104.4		1:55.148
5	36.086	87.7	52.637		27.850	105.7		1:56.573	10								

Session Start: 11:26:51 - Finish: 11:46:51
 Weather/Track Conditions: Cloud/Damp
 Circuit: Brands Hatch Grand Prix Circuit
 Track Length: 3.916 Km - 2.4330 miles

'Legends of Brands Hatch' Historic Race Meeting - 1 - 3 Jul 2016

HSCC Historic Formula 3 Supported by The Cubicle Centre

Qualifying for Race 2 - Best Sector Times

POS	NO	DRIVER/S	Sector 1			Sector 2			Sector 3			IDEAL LAP	BEST LAP	On
			TIME	LAP	POS	TIME	LAP	POS	TIME	LAP	POS			
1	4	James Denty	31.956	9	1	45.575	9	2	24.395	8	2	1:41.926	1:42.108	9
2	22	Simon Armer	33.067	10	8	45.269	10	1	24.289	10	1	1:42.625	1:42.625	10
3	65	Peter Thompson	32.749	9	4	46.006	10	3	24.709	7	3	1:43.464	1:43.579	10
4	77	Francois Derossi	32.627	9	3	46.494	10	5	24.722	5	4	1:43.843	1:44.161	9
5	25	Andrew Hibberd	32.254	6	2	46.144	4	4	24.861	7	5	1:43.259	1:44.309	3
6	82	Marcus Mussa	32.860	5	6	47.030	5	6	25.133	5	6	1:45.023	1:45.023	5
7	5	Jim Blockley	33.531	8	9	47.342	8	7	25.441	8	9	1:46.314	1:46.314	8
8	89	Mark Pangborn	32.943	10	7	48.289	10	10	25.337	10	7	1:46.569	1:46.569	10
9	1	Leif Bosson	32.820	10	5	49.092	10	12	25.591	10	11	1:47.503	1:47.503	10
10	93	Roland Fischer	34.262	3	11	48.150	3	9	25.593	3	12	1:48.005	1:48.005	3
11	71	Chris Holland	34.365	10	13	48.012	9	8	25.408	10	8	1:47.785	1:48.008	10
12	96	Keith Messer	34.305	8	12	48.668	10	11	25.573	8	10	1:48.546	1:48.930	8
13	63	Christoph Widmer											1:49.301	4
14	46	Steve Smith	34.498	10	14	49.257	10	13	25.957	10	14	1:49.712	1:49.712	10
15	116	Mark Linstone	34.105	10	10	49.786	10	14	25.791	9	13	1:49.682	1:49.840	10
16	62	Geoffrey O'nion	35.891	10	16	50.310	10	15	26.656	10	16	1:52.857	1:52.857	10
17	30	Clas Muller							31.405	0	22		1:53.899	9
18	189	Maurice Slotine	35.388	9	15	51.800	9	16	26.525	8	15	1:53.713	1:55.148	9
19	55	Julian Maynard	36.458	9	17	52.310	9	17	27.581	9	18	1:56.349	1:56.349	9
20	16	Robert Retzlaff	37.807	9	18	54.047	9	19	27.564	7	17	1:59.418	2:00.001	9
21	41	Werner Pircher											2:01.090	7
22	19	Peter Froude	39.609	2	19	53.762	2	18	28.129	0	20	2:01.500	2:08.758	1
23	87	Peter Barclay	41.229	3	20	58.951	6	20	30.178	6	21	2:10.358	2:10.601	6
24	14	Jonathan Milicevic												

Session Start: 11:26:51 - Finish: 11:46:51

Weather/Track Conditions: Cloud/Damp

Circuit: Brands Hatch Grand Prix Circuit

Track Length: 3.916 Km - 2.4330 miles



'Legends of Brands Hatch' Historic Race Meeting - 1 - 3 Jul 2016

HSCC Historic Formula 3 Supported by The Cubicle Centre

Qualifying for Race 2 - Best Sector Speeds

	NO	SECTOR 1	MPH	NO	SECTOR 2	MPH	NO	SECTOR 3	MPH
1	93	Roland Fischer	98.6		NO SPEED TRAP		65	Peter Thompson	114.9
2	25	Andrew Hibberd	93.4				5	Jim Blockley	114.7
3	4	James Denty	92.9				4	James Denty	114.5
4	65	Peter Thompson	92.2				25	Andrew Hibberd	114.1
5	22	Simon Armer	91.1				22	Simon Armer	113.3
6	1	Leif Bosson	90.9				1	Leif Bosson	113.2
7	82	Marcus Mussa	90.9				71	Chris Holland	113.2
8	5	Jim Blockley	90.1				82	Marcus Mussa	113.2
9	46	Steve Smith	90.1				116	Mark Linstone	113.2
10	77	Francois Derossi	90.1				46	Steve Smith	112.4
11	89	Mark Pangborn	89.8				96	Keith Messer	112.0
12	96	Keith Messer	88.7				93	Roland Fischer	111.3
13	116	Mark Linstone	88.4				89	Mark Pangborn	110.9
14	71	Chris Holland	88.1				77	Francois Derossi	110.4
15	189	Maurice Slotine	87.7				55	Julian Maynard	109.7
16	62	Geoffrey O'nion	84.6				62	Geoffrey O'nion	108.9
17	55	Julian Maynard	82.3				189	Maurice Slotine	108.1
18	19	Peter Froude	82.0				16	Robert Retzlaff	106.9
19	16	Robert Retzlaff	81.5				19	Peter Froude	105.0
20	87	Peter Barclay	78.6				87	Peter Barclay	101.1
21	14	Jonathan Milicevic	64.4				30	Clas Muller	97.2
22	30	Clas Muller	60.7				14	Jonathan Milicevic	84.5
23	41	Werner Pircher	0.0				41	Werner Pircher	0.0
24	50	Jim Timms	0.0				50	Jim Timms	0.0
25	63	Christoph Widmer	0.0				63	Christoph Widmer	0.0

Session Start: 11:26:51 - Finish: 11:46:51

Weather/Track Conditions: Cloud/Damp

Circuit: Brands Hatch Grand Prix Circuit

Track Length: 3.916 Km - 2.4330 miles



'Legends of Brands Hatch' Historic Race Meeting - 1 - 3 Jul 2016

HSCC Historic Formula 3 Supported by The Cubicle Centre

Race 2 - Starting Grid - Amended 2

Sheet No:

Start Time : 09:35 - Heat Duration : 20 Minutes

13	25	50 Jim Timms	26	2 Barry Sewell
12	23	87 Peter Barclay	24	14 Jonathan Milicevic
11	21	41 Werner Pircher	22	19 Peter Froude
10	19	55 Julian Maynard	20	16 Robert Retzlaff
9	17	30 Clas Muller	18	189 Maurice Slotine
8	15	116 Mark Linstone	16	62 Geoffrey O'nion
7	13	63 Christoph Widmer	14	46 Steve Smith
6	11	71 Chris Holland	12	96 Keith Messer
5	9	1 Leif Bosson	10	93 Roland Fischer
4	7	5 Jim Blockley	8	89 Mark Pangborn
3	5	25 Andrew Hibberd	6	82 Marcus Mussa
2	3	65 Peter Thompson	4	77 Francois Derossi
1	1	4 James Denty	2	22 Simon Armer
ROW	Pole Right			

Car 2 allowed to start from back of grid.

These results are provisional until the conclusion of any judicial and technical matters.

Circuit: Brands Hatch Grand Prix Circuit
Track Length: 3.916 Km - 2.4330 miles

Clerk of the Course:	Timekeeper:	Issued at:
Julian Floyd	Nick Palmer	

'Legends of Brands Hatch' Historic Race Meeting - 1 - 3 Jul 2016

HSCC/TCRE Super Touring Cars Qualifying for Race 11 - Classification

Sheet No:

POS	NO	DRIVER/S	CLASS	CLASS POS	CAR MAKE / MODEL	TIME	ON	LAPS	GAP	DIFF	MPH
1	40	Michael Lyons	ST1	1	Volvo S40	1:35.072	9	10			92.13
2	12	Patrick Watts	ST1	2	Peugeot 406	1:36.171	11	11	1.099	1.099	91.07
3	21	Mark Lemmer	ST1	3	Honda Accord	1:36.451	6	11	1.379	0.280	90.81
4	97	Neil Smith	ST1	4	Alfa Romeo 156	1:36.983	9	10	1.911	0.532	90.31
5	17	Mark Smith	GA2	1	BMW E30 M3	1:39.034	9	9	3.962	2.051	88.44
6	37	Simon Garrad	ST1	5	Opel Vectra	1:40.739	3	4	5.667	1.705	86.95
7	9	Jason Minshaw	ST1	6	Volvo S40	1:41.062	7	7	5.990	0.323	86.67
8	66	Nick Whale	GA2	2	BMW M3	1:41.138	8	8	6.066	0.076	86.60
9	15	Craig Davies	GA1	1	Ford Sierra RS500	1:42.451	4	4	7.379	1.313	85.49
10	31	Scott O'Donnell	ST3	1	Ford Mondeo	1:44.932	8	8	9.860	2.481	83.47
11	8	Darren Fielding	ST2	1	BMW E 36 318	1:45.434	5	10	10.362	0.502	83.07
12	42	Roger Townsend	GA2	3	BMW M3	1:46.443	8	9	11.371	1.009	82.29
13	83	David Ball	GA2	4	BMW M3 E30	1:46.517	10	10	11.445	0.074	82.23
14	27	Rick Wood	ST2	2	Mazda 323	1:46.919	7	8	11.847	0.402	81.92
15	36	Keith Butcher	ST2	3	Audi A4	1:47.170	3	6	12.098	0.251	81.73
16	61	Tom Houlbrook	GA2	5	BMW E30 M3	1:49.017	9	9	13.945	1.847	80.34
17	25	Lindsay O'Donnell	ST2	4	BMW 318	1:49.295	9	10	14.223	0.278	80.14
18	1	Stewart Whyte	ST1	7	Honda Accord	1:50.580	1	1	15.508	1.285	79.21
19	88	Warren Good	ST3	2	BMW 318	1:55.272	6	9	20.200	4.692	75.98

Cars 9,15,27 & 31 require working transponders - Regulation Q.12.2.1 refers.

Session Start: 11:57:23 - Finish: 12:17:20
Weather/Track Conditions: Cloud/Dry
Circuit: Brands Hatch Grand Prix Circuit
Track Length: 3.916 Km - 2.4330 miles

These results are provisional until the conclusion of any judicial and technical matters.

Clerk of the Course: <div style="text-align: right;">Julian Floyd</div>	Timekeeper: <div style="text-align: right;">Nick Palmer</div>	Issued at:
--	--	------------

'Legends of Brands Hatch' Historic Race Meeting - 1 - 3 Jul 2016

HSCC/TCRE Super Touring Cars

Qualifying for Race 11 - Sector Analysis

1 Stewart Whyte (ST1)									Honda Accord											
lap	Sect-1	Speed	Sect-2	Speed	Sect-3	Speed	TopSpeed	laptime	pit	lap	Sect-1	Speed	Sect-2	Speed	Sect-3	Speed	Topspeed	laptime	pit	
1	34.490	96.2	50.422		25.668	124.7		1:50.580		2										

8 Darren Fielding (ST2)									BMW E 36 318										
lap	Sect-1	Speed	Sect-2	Speed	Sect-3	Speed	TopSpeed	laptime	pit	lap	Sect-1	Speed	Sect-2	Speed	Sect-3	Speed	Topspeed	laptime	pit
1	35.370	80.4	52.132		27.242	113.3		1:54.744		6	33.203	91.0	48.063		25.555	117.7		1:46.821	
2	33.924	90.6	48.052		25.939	115.3		1:47.915		7	34.725	86.1	53.344		26.884	117.3		1:54.953	
3	34.221	89.2	47.742		25.498	117.5		1:47.461		8	33.171	93.1	51.967		30.524	116.5		1:55.662	
4	33.031	88.5	47.897		25.705	115.3		1:46.633		9	33.412	91.1	47.550		26.120	114.5		1:47.082	
5	32.912	89.8	47.345		25.177	113.0		1:45.434		10	33.197	92.7	47.181		25.109	116.1		1:45.487	

9 Jason Minshaw (ST1)									Volvo S40										
lap	Sect-1	Speed	Sect-2	Speed	Sect-3	Speed	TopSpeed	laptime	pit	lap	Sect-1	Speed	Sect-2	Speed	Sect-3	Speed	Topspeed	laptime	pit
1								1:58.624		5								1:55.699	
2								1:47.397		6								1:44.831	
3								1:47.676		7								1:41.062	
4								1:47.709		8									

12 Patrick Watts (ST1)									Peugeot 406										
lap	Sect-1	Speed	Sect-2	Speed	Sect-3	Speed	TopSpeed	laptime	pit	lap	Sect-1	Speed	Sect-2	Speed	Sect-3	Speed	Topspeed	laptime	pit
1	34.001	85.3	51.740		26.173	120.7		1:51.914		7	31.069	79.7	52.337		23.740	123.1		1:47.146	
2	32.027	98.4	46.077		25.552	119.6		1:43.656		8	30.136	100.5	43.105		23.078	122.9		1:36.319	
3	31.688	99.0	44.770		24.156	121.3		1:40.614		9	31.535	80.3	48.043		23.299	123.8		1:42.877	
4	30.492	99.0	43.942		23.400	122.9		1:37.834		10	30.408	99.8	42.867		23.120	123.3		1:36.395	
5	30.278	100.5	43.408		23.160	123.8		1:36.846		11	30.161	102.2	42.645		23.365	122.6		1:36.171	
6	30.586	96.9	49.846		29.213	122.6		1:49.645		12									

15 Craig Davies (GA1)									Ford Sierra RS500										
lap	Sect-1	Speed	Sect-2	Speed	Sect-3	Speed	TopSpeed	laptime	pit	lap	Sect-1	Speed	Sect-2	Speed	Sect-3	Speed	Topspeed	laptime	pit
1								3:26.505		3								6:00.794	
2								3:22.760		4								1:42.451	

17 Mark Smith (GA2)									BMW E30 M3										
lap	Sect-1	Speed	Sect-2	Speed	Sect-3	Speed	TopSpeed	laptime	pit	lap	Sect-1	Speed	Sect-2	Speed	Sect-3	Speed	Topspeed	laptime	pit
1	36.842	86.5	49.989		26.455	121.3		1:53.286		6	Out	92.6	45.998		24.236	127.3		1:50.853	
2	36.555	90.4	50.602		25.408	125.6		1:52.565		7	31.967	99.8	44.401		23.797	126.6		1:40.165	
3	33.633	98.4	46.030		25.308	121.3		1:44.971		8	31.917	102.3	43.815		23.345	128.2		1:39.077	
4	32.498	100.5	45.224		24.065	127.5		1:41.787		9	32.148	101.7	43.429		23.457	128.2		1:39.034	
5	32.402	100.5	47.193		In			3:01.788	P	10									

21 Mark Lemmer (ST1)									Honda Accord										
lap	Sect-1	Speed	Sect-2	Speed	Sect-3	Speed	TopSpeed	laptime	pit	lap	Sect-1	Speed	Sect-2	Speed	Sect-3	Speed	Topspeed	laptime	pit
1	39.426	82.7	51.464		25.389	120.0		1:56.279		7	30.744	99.0	43.297		23.180	122.4		1:37.221	
2	31.846	98.3	45.611		23.821	123.8		1:41.278		8	30.916	98.4	43.086		23.275	123.3		1:37.277	
3	31.226	99.8	44.080		23.764	122.4		1:39.070		9	30.808	99.9	42.967		23.461	122.4		1:37.236	
4	30.861	95.0	44.327		24.019	122.0		1:39.207		10	30.798	100.2	42.537		23.386	122.4		1:36.721	
5	31.054	99.6	43.172		23.498	123.5		1:37.724		11	34.906	89.8	49.595		25.939	108.4		1:50.440	
6	30.530	99.9	42.778		23.143	122.6		1:36.451		12									

25 Lindsay O'Donnell (ST2)									BMW 318										
lap	Sect-1	Speed	Sect-2	Speed	Sect-3	Speed	TopSpeed	laptime	pit	lap	Sect-1	Speed	Sect-2	Speed	Sect-3	Speed	Topspeed	laptime	pit
1	Out	65.4	59.103		28.242	107.2		2:17.516		6	34.272	90.7	49.644		25.965	114.1		1:49.881	
2	36.768	87.2	53.634		27.115	111.8		1:57.517		7	36.027	84.8	52.009		26.676	113.0		1:54.712	
3	36.136	89.5	50.315		27.183	111.1		1:53.634		8	34.293	90.9	49.557		26.183	116.3		1:50.033	
4	34.688	89.1	50.390		26.074	112.2		1:51.152		9	34.078	92.5	49.337		25.880	115.3		1:49.295	
5	34.539	89.9	50.933		26.498	113.5		1:51.970		10	34.435	90.6	48.523		26.437	108.1		1:49.395	

Session Start: 11:57:23 - Finish: 12:17:20
 Weather/Track Conditions: Cloud/Dry
 Circuit: Brands Hatch Grand Prix Circuit
 Track Length: 3.916 Km - 2.4330 miles

'Legends of Brands Hatch' Historic Race Meeting - 1 - 3 Jul 2016

HSCC/TCRE Super Touring Cars

Qualifying for Race 11 - Sector Analysis

27 Rick Wood (ST2)									Mazda 323											
lap	Sect-1	Speed	Sect-2	Speed	Sect-3	Speed	TopSpeed	laptime	pit	lap	Sect-1	Speed	Sect-2	Speed	Sect-3	Speed	Topspeed	laptime	pit	
1								3: 50.139		5									1: 48.338	
2								1: 48.419		6									1: 47.406	
3								1: 48.070		7									1: 46.919	
4								1: 47.735		8									3: 38.366	

31 Scott O'Donnell (ST3)									Ford Mondeo											
lap	Sect-1	Speed	Sect-2	Speed	Sect-3	Speed	TopSpeed	laptime	pit	lap	Sect-1	Speed	Sect-2	Speed	Sect-3	Speed	Topspeed	laptime	pit	
1								3: 43.964		5									1: 45.602	
2								1: 49.328		6									1: 45.836	
3								1: 47.921		7									1: 45.026	
4								1: 47.784		8									1: 44.932	

36 Keith Butcher (ST2)									Audi A4											
lap	Sect-1	Speed	Sect-2	Speed	Sect-3	Speed	TopSpeed	laptime	pit	lap	Sect-1	Speed	Sect-2	Speed	Sect-3	Speed	Topspeed	laptime	pit	
1	35.731	86.9	52.024		26.806	119.0		1: 54.561		4					25.097				1: 47.320	
2	33.463	92.9	48.534		25.608	119.8		1: 47.605		5	33.685	93.0	49.261		25.232	119.4			1: 48.178	
3	32.964	93.4				120.0		1: 47.170		6	33.833	92.4	48.685		25.535				1: 48.053	

37 Simon Garrad (ST1)									Opel Vectra											
lap	Sect-1	Speed	Sect-2	Speed	Sect-3	Speed	TopSpeed	laptime	pit	lap	Sect-1	Speed	Sect-2	Speed	Sect-3	Speed	Topspeed	laptime	pit	
1	36.957	93.1	47.300		24.446			1: 48.703		3	31.665	99.5	44.922		24.152	124.9			1: 40.739	
2	2: 13.343	101.3	44.635		24.239	0.7		3: 22.217		4	2: 13.632	97.9	45.336		23.994	131.0			3: 22.962	

40 Michael Lyons (ST1)									Volvo S40											
lap	Sect-1	Speed	Sect-2	Speed	Sect-3	Speed	TopSpeed	laptime	pit	lap	Sect-1	Speed	Sect-2	Speed	Sect-3	Speed	Topspeed	laptime	pit	
1	Out	86.9	51.047		25.601	123.1		2: 02.637		6	30.326	102.6	42.972		23.443	117.5			1: 36.741	
2	32.096	95.6	45.050		23.858	125.4		1: 41.004		7	31.142	100.8	44.157		23.377	126.3			1: 38.676	
3	31.267	99.5	43.999		24.226	124.7		1: 39.492		8	30.732	102.3	46.069		23.510	126.1			1: 40.311	
4	31.037	101.4	43.479		23.715	125.4		1: 38.231		9	30.160	102.8	42.206		22.706	126.3			1: 35.072	
5	30.439	100.8	43.025		23.359	126.6		1: 36.823		10	30.023	103.0	42.444		22.723	127.8			1: 35.190	

42 Roger Townsend (GA2)									BMW M3											
lap	Sect-1	Speed	Sect-2	Speed	Sect-3	Speed	TopSpeed	laptime	pit	lap	Sect-1	Speed	Sect-2	Speed	Sect-3	Speed	Topspeed	laptime	pit	
1	35.217	87.7	51.369		26.541	119.2		1: 53.127		6	34.154	92.2	48.131		25.993	117.9			1: 48.278	
2	34.181	91.7	49.445		25.951	119.4		1: 49.577		7	33.448	90.4	49.017		25.853	120.2			1: 48.318	
3	34.110	87.7	48.572		25.427	120.4		1: 48.109		8	33.202	90.5	48.110		25.131	120.0			1: 46.443	
4	33.444	89.3	48.790		25.125	120.9		1: 47.359		9	34.243	92.6	47.703		24.855	122.0			1: 46.801	
5	33.294	91.9	49.133		25.659	120.0		1: 48.086		10										

61 Tom Houlbrook (GA2)									BMW E30 M3											
lap	Sect-1	Speed	Sect-2	Speed	Sect-3	Speed	TopSpeed	laptime	pit	lap	Sect-1	Speed	Sect-2	Speed	Sect-3	Speed	Topspeed	laptime	pit	
1	36.255	77.9	52.639		26.860	115.3		1: 55.754		6	34.647	84.8	51.532		26.409	116.5			1: 52.588	
2	35.500	85.3	53.814		27.676	116.9		1: 56.990		7	34.253	91.2	49.694		26.093	116.9			1: 50.040	
3	35.593	86.7	50.055		26.923	117.3		1: 52.571		8	34.831	87.4	51.587		26.271	115.1			1: 52.689	
4	56.728	81.3	51.387		26.711	115.1		2: 14.826		9	34.326	92.0	49.040		25.651	113.7			1: 49.017	
5	34.870	85.4	50.059		26.318	115.1		1: 51.247		10										

66 Nick Whale (GA2)									BMW M3											
lap	Sect-1	Speed	Sect-2	Speed	Sect-3	Speed	TopSpeed	laptime	pit	lap	Sect-1	Speed	Sect-2	Speed	Sect-3	Speed	Topspeed	laptime	pit	
1	37.776	83.1	49.135		25.943	120.2		1: 52.854		5	33.154	99.2	46.276		25.283	121.8			1: 44.713	
2	35.087	93.0	49.069		26.122	119.6		1: 50.278		6	32.451	98.2	45.400		24.733	125.4			1: 42.584	
3	33.846	94.0	47.466		In			5: 28.554	P	7	32.708	97.7	45.172		24.219	124.7			1: 42.099	
4	Out	95.2	47.623		25.168	123.8		1: 55.412		8	32.024	99.2	45.013		24.101	124.9			1: 41.138	

Session Start: 11:57:23 - Finish: 12:17:20
 Weather/Track Conditions: Cloud/Dry
 Circuit: Brands Hatch Grand Prix Circuit
 Track Length: 3.916 Km - 2.4330 miles

'Legends of Brands Hatch' Historic Race Meeting - 1 - 3 Jul 2016

HSCC/TCRE Super Touring Cars

Qualifying for Race 11 - Sector Analysis

83 David Ball (GA2)									BMW M3 E30								
lap	Sect-1	Speed	Sect-2	Speed	Sect-3	Speed	TopSpeed	laptime pit	lap	Sect-1	Speed	Sect-2	Speed	Sect-3	Speed	Topspeed	laptime pit
1	36.750	80.8	51.499		26.323	116.7		1:54.572	6	56.648	84.4	49.598		26.279	114.7		2:12.525
2	34.449	91.5	48.550		27.321	90.0		1:50.320	7	34.484	89.9	48.022		25.671	117.5		1:48.177
3	36.817	89.1	49.037		26.387	114.3		1:52.241	8	33.992	92.7	47.693		25.839	115.1		1:47.524
4	34.349	91.6	49.242		26.193	114.3		1:49.784	9	35.099	91.6	48.447		25.579	118.5		1:49.125
5	34.301	88.6	49.431		26.364	102.2		1:50.096	10	33.417	94.2	47.575		25.525	115.5		1:46.517

88 Warren Good (ST3)									BMW 318								
lap	Sect-1	Speed	Sect-2	Speed	Sect-3	Speed	TopSpeed	laptime pit	lap	Sect-1	Speed	Sect-2	Speed	Sect-3	Speed	Topspeed	laptime pit
1	36.356	81.9	53.246		26.910	113.7		1:56.512	6	35.798	82.6	51.593		27.881	110.4		1:55.272
2	36.231	87.6	55.356		27.672	112.6		1:59.259	7	35.278	87.8	52.429		29.861	109.8		1:57.568
3	36.026	86.1	52.624		28.528	97.4		1:57.178	8	36.041	79.5	54.333		30.515	104.7		2:00.889
4	37.957	82.7	52.239		27.326	112.4		1:57.522	9	37.252	75.8	55.093		34.259	74.2		2:06.604
5	36.991	75.1	57.541		26.590	111.5		2:01.122	10								

97 Neil Smith (ST1)									Alfa Romeo 156								
lap	Sect-1	Speed	Sect-2	Speed	Sect-3	Speed	TopSpeed	laptime pit	lap	Sect-1	Speed	Sect-2	Speed	Sect-3	Speed	Topspeed	laptime pit
1	34.134	96.2	47.926		24.577	124.7		1:46.637	6	31.575	101.1	44.085		22.876	127.8		1:38.536
2	32.144	99.9	45.651		24.201	125.8		1:41.996	7	30.755	101.7	43.771		22.939	126.8		1:37.465
3	31.506	100.0	44.421		In			3:25.004 P	8	30.568	100.8	43.628		23.891	126.3		1:38.087
4	Out	99.8	44.743		23.230	126.8		1:43.966	9	30.588	100.8	43.468		22.927	127.5		1:36.983
5	31.258	99.8	44.313		23.060	126.1		1:38.631	10	30.897	102.3	43.237		23.463	126.1		1:37.597

Session Start: 11:57:23 - Finish: 12:17:20
Weather/Track Conditions: Cloud/Dry
Circuit: Brands Hatch Grand Prix Circuit
Track Length: 3.916 Km - 2.4330 miles

'Legends of Brands Hatch' Historic Race Meeting - 1 - 3 Jul 2016

HSCC/TCRE Super Touring Cars

Qualifying for Race 11 - Best Sector Times

POS	NO	DRIVER/S	Sector 1			Sector 2			Sector 3			IDEAL LAP	BEST LAP	On
			TIME	LAP	POS	TIME	LAP	POS	TIME	LAP	POS			
1	40	Michael Lyons	30.023	10	1	42.206	9	1	22.706	9	1	1:34.935	1:35.072	9
2	12	Patrick Watts	30.136	8	2	42.645	11	3	23.078	8	3	1:35.859	1:36.171	11
3	21	Mark Lemmer	30.530	6	3	42.537	10	2	23.143	6	4	1:36.210	1:36.451	6
4	97	Neil Smith	30.568	8	4	43.237	10	4	22.876	6	2	1:36.681	1:36.983	9
5	17	Mark Smith	31.917	8	7	43.429	9	5	23.345	8	5	1:38.691	1:39.034	9
6	37	Simon Garrad	31.665	3	5	44.635	2	6	23.994	4	6	1:40.294	1:40.739	3
7	9	Jason Minshaw											1:41.062	7
8	66	Nick Whale	32.024	8	8	45.013	8	7	24.101	8	7	1:41.138	1:41.138	8
9	15	Craig Davies											1:42.451	4
10	31	Scott O'Donnell											1:44.932	8
11	8	Darren Fielding	32.912	5	9	47.181	10	9	25.109	10	10	1:45.202	1:45.434	5
12	42	Roger Townsend	33.202	8	11	47.560	10	10	24.855	9	8	1:45.617	1:46.443	8
13	83	David Ball	33.417	10	12	47.575	10	11	25.525	10	11	1:46.517	1:46.517	10
14	27	Rick Wood											1:46.919	7
15	36	Keith Butcher	32.964	3	10	48.534	2	13	25.097	4	9	1:46.595	1:47.170	3
16	61	Tom Houlbrook	34.253	7	14	49.040	9	14	25.651	9	12	1:48.944	1:49.017	9
17	25	Lindsay O'Donnell	34.078	9	13	48.523	10	12	25.880	9	14	1:48.481	1:49.295	9
18	1	Stewart Whyte	31.762	2	6	45.291	2	8	25.668	1	13	1:42.721	1:50.580	1
19	88	Warren Good	35.278	7	15	51.593	6	15	26.590	5	15	1:53.461	1:55.272	6

Session Start: 11:57:23 - Finish: 12:17:20

Weather/Track Conditions: Cloud/Dry

Circuit: Brands Hatch Grand Prix Circuit

Track Length: 3.916 Km - 2.4330 miles



'Legends of Brands Hatch' Historic Race Meeting - 1 - 3 Jul 2016

HSCC/TCRE Super Touring Cars

Qualifying for Race 11 - Best Sector Speeds

	NO	SECTOR 1	MPH	NO	SECTOR 2	MPH	NO	SECTOR 3	MPH
1	40	Michael Lyons	103.0		NO SPEED TRAP		37	Simon Garrad	131.0
2	17	Mark Smith	102.3				17	Mark Smith	128.2
3	97	Neil Smith	102.3				40	Michael Lyons	127.8
4	12	Patrick Watts	102.2				97	Neil Smith	127.8
5	37	Simon Garrad	101.3				66	Nick Whale	125.4
6	1	Stewart Whyte	100.9				1	Stewart Whyte	124.7
7	21	Mark Lemmer	100.2				12	Patrick Watts	123.8
8	66	Nick Whale	99.2				21	Mark Lemmer	123.8
9	83	David Ball	94.2				42	Roger Townsend	122.0
10	36	Keith Butcher	93.4				36	Keith Butcher	120.0
11	8	Darren Fielding	93.1				83	David Ball	118.5
12	42	Roger Townsend	92.6				8	Darren Fielding	117.7
13	25	Lindsay O'Donnell	92.5				61	Tom Houlbrook	117.3
14	61	Tom Houlbrook	92.0				25	Lindsay O'Donnell	116.3
15	88	Warren Good	87.8				88	Warren Good	113.7
16	6	Paul Smith	0.0				6	Paul Smith	0.0
17	9	Jason Minshaw	0.0				9	Jason Minshaw	0.0
18	15	Craig Davies	0.0				15	Craig Davies	0.0
19	27	Rick Wood	0.0				27	Rick Wood	0.0
20	31	Scott O'Donnell	0.0				31	Scott O'Donnell	0.0
21	60	Mark Wright	0.0				60	Mark Wright	0.0
22	64	Paul Whight	0.0				64	Paul Whight	0.0
23	67	Tony Absolom	0.0				67	Tony Absolom	0.0
24	98	John Cleland	0.0				98	John Cleland	0.0

Session Start: 11:57:23 - Finish: 12:17:20

Weather/Track Conditions: Cloud/Dry

Circuit: Brands Hatch Grand Prix Circuit

Track Length: 3.916 Km - 2.4330 miles



'Legends of Brands Hatch' Historic Race Meeting - 1 - 3 Jul 2016

HSCC/TCRE Super Touring Cars

Race 11 - Starting Grid - Amended

Sheet No:

Start Time : 16:30 - Heat Duration : 20 Minutes

10	19	88 Warren Good	20	60 Mark Wright
9	17	25 Lindsay O'Donnell	18	1 Stewart Whyte
8	15	36 Keith Butcher	16	61 Tom Houlbrook
7	13	83 David Ball	14	27 Rick Wood
6	11	8 Darren Fielding	12	42 Roger Townsend
5	9	15 Craig Davies	10	31 Scott O'Donnell
4	7	9 Jason Minshaw	8	66 Nick Whale
3	5	17 Mark Smith	6	37 Simon Garrad
2	3	21 Mark Lemmer	4	97 Neil Smith
1	1	40 Michael Lyons	2	12 Patrick Watts

Pole Right



Car 60 allowed to start from back of grid.

Circuit: Brands Hatch Grand Prix Circuit
Track Length: 3.916 Km - 2.4330 miles

These results are provisional until the conclusion of any judicial and technical matters.

Clerk of the Course: Julian Floyd	Timekeeper: Nick Palmer	Issued at:
--	--------------------------------	------------

'Legends of Brands Hatch' Historic Race Meeting - 1 - 3 Jul 2016

HSCC Historic Formula 2 FIA International Series

Qualifying for Race 7 - Classification

Sheet No:

POS	NO	DRIVER/S	CLASS	CLASS POS	CAR MAKE / MODEL	TIME	ON	LAPS	GAP	DIFF	MPH
1	19	Richard Evans	C	1	Chevron B42	1:26.796	13	13			100.91
2	22	Mark Dwyer	C	2	March 742	1:27.836	7	9	1.040	1.040	99.72
3	18	Richard Meins	C	3	March 762	1:27.938	15	15	1.142	0.102	99.60
4	13	Dean Forward	C	4	March 782	1:29.137	8	9	2.341	1.199	98.26
5	9	Frazer Gibney	C	5	March 782	1:30.325	16	16	3.529	1.188	96.97
6	36	Jeremy Wheatley	C	6	Surtees TS15	1:30.445	8	10	3.649	0.120	96.84
7	1	Robert Simac	A	1	March 712	1:30.967	9	10	4.171	0.522	96.29
8	85	Christopher Lillingston-Price	C	7	Chevron B40	1:31.060	16	16	4.264	0.093	96.19
9	117	Michael Bletsoe-Brown	C	8	Chevron B27	1:32.192	10	11	5.396	1.132	95.01
10	39	Martin Bullock	A	2	Chevron B17C	1:33.332	16	16	6.536	1.140	93.85
11	5	Mike Barnby	C	9	Modus M7	1:33.893	9	9	7.097	0.561	93.28
12	50	Paul Bason	A	3	March 712	1:35.202	8	10	8.406	1.309	92.00
13	17	Max Blees	B	1	Brabham BT30	1:36.124	8	13	9.328	0.922	91.12
14	16	Will Tomkins	C	10	March 732	1:36.470	9	9	9.674	0.346	90.79
15	8	Klaus Bergs	A	4	Brabham BT36	1:37.112	15	15	10.316	0.642	90.19
16	32	Steve Seaman	C	11	Ralt RT1	1:42.068	7	9	15.272	4.956	85.81
17	37	Lincoln Small	A	5	Brabham BT30	1:44.006	14	14	17.210	1.938	84.21
18	53	Mark Goldsmith	B	2	Elfin 622	1:55.441	8	11	28.645	11.435	75.87

Car 18 requires a working transponder - Regulation Q.12.2.1 refers.

Session Start: 12:35:48 - Finish: 13:00:49

Weather/Track Conditions: Cloud/Dry

Circuit: Brands Hatch Grand Prix Circuit

Track Length: 3.916 Km - 2.4330 miles

These results are provisional until the conclusion of any judicial and technical matters.

Clerk of the Course:

Julian Floyd

Timekeeper:

Nick Palmer

Issued at:

'Legends of Brands Hatch' Historic Race Meeting - 1 - 3 Jul 2016

HSCC Historic Formula 2 FIA International Series

Qualifying for Race 7 - Sector Analysis

1 Robert Simac (A)									March 712										
lap	Sect-1	Speed	Sect-2	Speed	Sect-3	Speed	TopSpeed	laptime	pit	lap	Sect-1	Speed	Sect-2	Speed	Sect-3	Speed	Topspeed	laptime	pit
1	Out	75.9	54.966		26.882	117.7		2:06.451		6	29.738	105.9	41.132		21.951	134.7		1:32.821	
2	34.639	94.3	47.802		24.442	126.6		1:46.883		7	28.907	109.8	41.221		22.823	127.8		1:32.951	
3	31.701	98.6	44.254		24.586	124.7		1:40.541		8	28.990	107.9	40.775		21.820	134.9		1:31.585	
4	31.204	102.5	42.885		22.776	133.1		1:36.865		9	28.753	108.1	40.445		21.769	134.4		1:30.967	
5	29.885	105.0	41.913		22.195	134.9		1:33.993		10	33.324	83.9	51.373		26.424	103.7		1:51.121	

5 Mike Barnby (C)									Modus M7										
lap	Sect-1	Speed	Sect-2	Speed	Sect-3	Speed	TopSpeed	laptime	pit	lap	Sect-1	Speed	Sect-2	Speed	Sect-3	Speed	Topspeed	laptime	pit
1	Out	60.6	56.408		28.133	118.5		2:16.566		6	30.202	103.4	43.329		22.677	135.7		1:36.208	
2	34.229	92.2	48.897		25.128	127.5		1:48.254		7	30.210	96.6	42.458		22.186	136.8		1:34.854	
3	31.529	102.5	43.456		23.476	132.8		1:38.461		8	29.405	105.4	43.009		22.778	136.3		1:35.192	
4	30.555	102.5	43.369		23.062	133.3		1:36.986		9	29.915	105.5	41.665		22.313	136.0		1:33.893	
5	30.274	105.9	43.026		22.849	134.1		1:36.149		10									

8 Klaus Bergs (A)									Brabham BT36										
lap	Sect-1	Speed	Sect-2	Speed	Sect-3	Speed	TopSpeed	laptime	pit	lap	Sect-1	Speed	Sect-2	Speed	Sect-3	Speed	Topspeed	laptime	pit
1	Out	76.8	54.216		26.184	117.7		2:05.775		9	31.449	99.3	43.963		23.235	126.8		1:38.647	
2	35.522	87.9	49.904		25.297	121.3		1:50.723		10	30.686	100.9	45.137		23.218	125.6		1:39.041	
3	33.454	94.8	47.882		24.350	122.6		1:45.686		11	30.815	100.0	48.152		23.678	123.3		1:42.645	
4	32.335	94.3	46.494		23.489	124.7		1:42.318		12	31.728	97.2	47.246		24.196	124.7		1:43.170	
5	31.860	94.7	45.134		23.273	125.4		1:40.267		13	30.952	99.2	44.924		23.997	125.8		1:39.273	
6	31.394	97.3	44.313		24.050	124.2		1:39.757		14	30.858	96.9	44.293		23.064	125.6		1:38.215	
7	31.869	92.1	44.879		23.456	125.8		1:40.204		15	31.081	98.7	43.248		22.783	125.8		1:37.112	
8	31.243	95.8	44.695		22.986	126.1		1:38.924		16									

9 Frazer Gibney (C)									March 782										
lap	Sect-1	Speed	Sect-2	Speed	Sect-3	Speed	TopSpeed	laptime	pit	lap	Sect-1	Speed	Sect-2	Speed	Sect-3	Speed	Topspeed	laptime	pit
1	Out	85.8	46.680		24.116	124.0		1:50.265		9	29.002	108.1	40.216		22.038	133.6		1:31.256	
2	31.211	108.1	40.518		21.774	132.0		1:33.503		10	28.873	110.2	40.485		21.702	133.9		1:31.060	
3	29.380	107.4	40.379		21.377	132.5		1:31.136		11	28.825	109.8	41.092		22.267	131.5		1:32.184	
4	29.397	108.6	40.199		21.648	131.8		1:31.244		12	28.878	109.3	42.450		21.909	133.9		1:33.237	
5	28.896	109.3	40.746		21.709	133.6		1:31.351		13	31.669	102.6	41.248		22.872	133.3		1:35.789	
6	29.003	108.1	40.265		22.077	132.8		1:31.345		14	29.004	108.1	39.853		21.743	131.5		1:30.600	
7	48.162	108.3	40.977		21.835	132.8		1:50.974		15	28.938	111.3	39.767		22.039	131.5		1:30.744	
8	29.650	106.7	40.059		21.788	132.8		1:31.497		16	29.047	112.2	39.677		21.601	131.0		1:30.325	

13 Dean Forward (C)									March 782										
lap	Sect-1	Speed	Sect-2	Speed	Sect-3	Speed	TopSpeed	laptime	pit	lap	Sect-1	Speed	Sect-2	Speed	Sect-3	Speed	Topspeed	laptime	pit
1	Out	82.4	49.396		24.881	112.2		1:55.607		6	27.907	106.7	40.694		21.002	139.4		1:29.603	
2	34.406	99.2	43.368		21.816	137.1		1:39.590		7	28.636	110.7	40.187		20.909	139.1		1:29.732	
3	29.888	100.3	43.439		21.428	137.4		1:34.755		8	27.775	112.2	40.896		20.466	140.0		1:29.137	
4	28.463	109.1	40.480		21.231	138.3		1:30.174		9	29.406	102.3	40.685		In			4:14.123	P
5	27.603	107.9	42.373		20.821	139.4		1:30.797		10									

16 Will Tomkins (C)									March 732										
lap	Sect-1	Speed	Sect-2	Speed	Sect-3	Speed	TopSpeed	laptime	pit	lap	Sect-1	Speed	Sect-2	Speed	Sect-3	Speed	Topspeed	laptime	pit
1	Out	82.8	52.754		25.427	133.1		2:00.670		6	31.290	103.7	46.012		23.472	132.5		1:40.774	
2	33.452	89.5	46.232		23.795	131.5		1:43.479		7	31.407	97.0	44.715		23.078	137.7		1:39.200	
3	32.678	97.7	45.650		23.736	135.7		1:42.064		8	31.242	99.8	44.156		23.619	135.7		1:39.017	
4	32.234	101.9	45.739		23.282	131.0		1:41.255		9	30.335	107.0	43.437		22.698	138.0		1:36.470	
5	31.294	97.9	44.880		23.806	133.3		1:39.980		10									

Session Start: 12:35:48 - Finish: 13:00:49
 Weather/Track Conditions: Cloud/Dry
 Circuit: Brands Hatch Grand Prix Circuit
 Track Length: 3.916 Km - 2.4330 miles

'Legends of Brands Hatch' Historic Race Meeting - 1 - 3 Jul 2016

HSCC Historic Formula 2 FIA International Series

Qualifying for Race 7 - Sector Analysis

17 Max Blees (B)									Brabham BT30										
lap	Sect-1	Speed	Sect-2	Speed	Sect-3	Speed	TopSpeed	laptime	pit	lap	Sect-1	Speed	Sect-2	Speed	Sect-3	Speed	Topspeed	laptime	pit
1	Out	73.9	57.538		28.339	111.7		2:10.880		8	30.398	101.7	43.108		22.618	126.8		1:36.124	
2	33.325	97.6	46.523		23.534	123.8		1:43.382		9	30.515	100.8	43.970		22.784	126.6		1:37.269	
3	31.905	99.0	45.392		24.067	125.1		1:41.364		10	30.684	99.6	43.236		23.599	121.5		1:37.519	
4	31.831	95.4	44.244		23.876	124.2		1:39.951		11	30.290	101.7	47.288		26.448	113.5		1:44.026	
5	31.011	100.9	44.909		23.372	125.8		1:39.292		12	33.933	85.4	48.869		25.657	123.1		1:48.459	
6	30.462	101.6	43.364		22.978	125.4		1:36.804		13	32.107	94.3	44.173		23.999	124.2		1:40.279	
7	30.339	101.3	43.277		22.822	125.8		1:36.438		14									

18 Richard Meins (C)									March 762										
lap	Sect-1	Speed	Sect-2	Speed	Sect-3	Speed	TopSpeed	laptime	pit	lap	Sect-1	Speed	Sect-2	Speed	Sect-3	Speed	Topspeed	laptime	pit
1								1:37.908		9								1:30.949	
2								1:34.285		10								1:30.312	
3								1:35.504		11								1:33.623	
4								1:32.912		12								1:48.101	
5								1:30.347		13								1:29.724	
6								1:33.657		14								1:28.830	
7								1:30.484		15								1:27.938	
8								1:31.272		16									

19 Richard Evans (C)									Chevron B42										
lap	Sect-1	Speed	Sect-2	Speed	Sect-3	Speed	TopSpeed	laptime	pit	lap	Sect-1	Speed	Sect-2	Speed	Sect-3	Speed	Topspeed	laptime	pit
1	Out	76.8	51.749		25.146	117.3		1:59.938		8	Out	106.5	41.241		21.682	133.1		1:37.632	
2	32.372	96.3	42.899		22.658	131.5		1:37.929		9	28.009	108.3	38.348		21.357	133.3		1:27.714	
3	31.001	105.0	41.629		22.921	130.2		1:35.551		10	27.810	109.3	39.609		21.230	133.1		1:28.649	
4	28.817	108.6	39.708		21.406	133.1		1:29.931		11	30.503	93.6	44.026		22.041	132.8		1:36.570	
5	28.253	109.3	40.295		21.578	132.5		1:30.126		12	27.815	110.0	38.568		20.976	133.1		1:27.359	
6	27.832	109.8	38.674		21.108	133.9		1:27.614		13	27.524	110.7	38.354		20.918	132.3		1:26.796	
7	30.555	99.5	42.026		In			4:18.085	P	14									

22 Mark Dwyer (C)									March 742										
lap	Sect-1	Speed	Sect-2	Speed	Sect-3	Speed	TopSpeed	laptime	pit	lap	Sect-1	Speed	Sect-2	Speed	Sect-3	Speed	Topspeed	laptime	pit
1	Out	91.5	47.192		22.745	134.4		1:50.279		6	Out	100.3	39.849		21.373	136.3		1:34.537	
2	29.022	109.8	40.055		21.262	137.4		1:30.339		7	27.814	111.3	39.138		20.884	137.7		1:27.836	
3	28.443	106.7	41.032		21.463	136.8		1:30.938		8	27.757	111.8	39.547		21.161	135.7		1:28.465	
4	28.426	112.4	39.855		21.411	136.8		1:29.692		9	27.682	111.7	40.590		22.809	134.9		1:31.081	
5	28.255	109.5	44.847		In			4:37.419	P	10									

32 Steve Seaman (C)									Ralt RT1										
lap	Sect-1	Speed	Sect-2	Speed	Sect-3	Speed	TopSpeed	laptime	pit	lap	Sect-1	Speed	Sect-2	Speed	Sect-3	Speed	Topspeed	laptime	pit
1	Out	79.6	51.630		26.394	115.7		1:59.912		6	33.047	92.7	45.731		23.538	130.2		1:42.316	
2	36.532	78.9	50.270		25.121	126.1		1:51.923		7	32.940	78.8	45.535		23.593	130.0		1:42.068	
3	34.972	79.3	47.085		26.027	119.8		1:48.084		8	31.945	97.0	47.161		23.642	126.8		1:42.748	
4	34.650	94.2	44.914		24.786	117.7		1:44.350		9	32.754	94.7	46.468		24.804	123.8		1:44.026	
5	33.974	92.7	46.567		23.358	130.2		1:43.899		10									

36 Jeremy Wheatley (C)									Surtees TS15										
lap	Sect-1	Speed	Sect-2	Speed	Sect-3	Speed	TopSpeed	laptime	pit	lap	Sect-1	Speed	Sect-2	Speed	Sect-3	Speed	Topspeed	laptime	pit
1	Out	84.6	52.021		25.227	124.0		1:59.457		6	29.033	110.6	40.863		21.968	132.5		1:31.864	
2	32.500	99.8	44.699		26.079	129.2		1:43.278		7	29.106	104.1	41.102		22.556	130.7		1:32.764	
3	32.731	103.6	43.172		23.039	129.7		1:38.942		8	28.698	111.8	40.025		21.722	132.5		1:30.445	
4	30.087	107.7	41.782		22.252	132.0		1:34.121		9	30.818	105.7	42.477		22.288	132.3		1:35.583	
5	29.190	109.8	41.336		22.630	132.8		1:33.156		10	28.659	112.0	40.609		21.666	133.3		1:30.934	

Session Start: 12:35:48 - Finish: 13:00:49
Weather/Track Conditions: Cloud/Dry
Circuit: Brands Hatch Grand Prix Circuit
Track Length: 3.916 Km - 2.4330 miles

'Legends of Brands Hatch' Historic Race Meeting - 1 - 3 Jul 2016

HSCC Historic Formula 2 FIA International Series

Qualifying for Race 7 - Sector Analysis

37 Lincoln Small (A)									Brabham BT30								
lap	Sect-1	Speed	Sect-2	Speed	Sect-3	Speed	TopSpeed	laptime pit	lap	Sect-1	Speed	Sect-2	Speed	Sect-3	Speed	Topspeed	laptime pit
1	Out	63.6	1:00.479		28.595	115.5		2:14.598	8	33.929	84.5	50.197		25.022	126.1		1:49.148
2	38.057	73.3	53.909		26.865	122.2		1:58.831	9	33.555	90.0	49.314		25.116	125.1		1:47.985
3	34.724	87.2	50.170		25.221	124.2		1:50.115	10	33.892	94.2	49.825		24.604	<u>126.6</u>		1:48.321
4	34.413	88.2	51.655		27.188	118.7		1:53.256	11	34.577	89.5	48.541		25.765	124.7		1:48.883
5	34.970	88.6	49.731		25.092	125.1		1:49.793	12	33.328	93.6	48.384		24.772	124.9		1:46.484
6	34.920	82.8	49.467		26.568	118.3		1:50.955	13	33.360	93.6	46.831		24.011	126.1		1:44.202
7	34.070	89.1	48.792		24.462	125.8		1:47.324	14	33.027	<u>94.6</u>	46.682		24.297	125.4		1:44.006

39 Martin Bullock (A)									Chevron B17C								
lap	Sect-1	Speed	Sect-2	Speed	Sect-3	Speed	TopSpeed	laptime pit	lap	Sect-1	Speed	Sect-2	Speed	Sect-3	Speed	Topspeed	laptime pit
1	Out	74.2	50.147		24.853	124.2		1:58.344	9	29.564	103.3	42.050		22.248	133.6		1:33.862
2	32.241	86.1	46.587		23.762	130.0		1:42.590	10	30.016	103.3	44.353		23.013	130.5		1:37.382
3	30.916	98.4	44.139		23.203	131.0		1:38.258	11	30.419	101.6	43.343		23.656	127.0		1:37.418
4	31.246	<u>107.4</u>	43.726		23.100	133.1		1:38.072	12	32.124	91.9	45.788		23.277	131.0		1:41.189
5	30.805	104.4	44.681		23.382	130.7		1:38.868	13	30.194	101.1	42.258		22.298	131.8		1:34.750
6	30.260	100.5	43.128		22.679	133.1		1:36.067	14	29.635	103.7	41.951		22.209	132.8		1:33.795
7	29.894	100.3	42.669		24.373	117.9		1:36.936	15	29.705	101.9	41.760		22.285	132.3		1:33.750
8	30.197	97.6	42.686		22.299	134.4		1:35.182	16	29.931	102.0	41.481		21.920	<u>135.2</u>		1:33.332

50 Paul Bason (A)									March 712								
lap	Sect-1	Speed	Sect-2	Speed	Sect-3	Speed	TopSpeed	laptime pit	lap	Sect-1	Speed	Sect-2	Speed	Sect-3	Speed	Topspeed	laptime pit
1	Out	81.2	52.532		25.758	124.2		2:01.322	6	31.161	101.6	44.979		22.534	129.2		1:38.674
2	33.412	95.8	45.828		24.259	126.6		1:43.499	7	30.422	99.2	42.936		22.681	129.0		1:36.039
3	32.012	97.7	44.750		23.406	127.0		1:40.168	8	30.432	102.8	42.408		22.362	<u>130.7</u>		1:35.202
4	32.435	101.1	44.102		23.048	129.5		1:39.585	9	30.011	100.3	42.898		22.376	129.0		1:35.285
5	30.947	98.0	43.302		22.715	110.7		1:36.964	10	30.571	<u>103.7</u>	43.078		23.652	129.5		1:37.301

53 Mark Goldsmith (B)									Elfin 622								
lap	Sect-1	Speed	Sect-2	Speed	Sect-3	Speed	TopSpeed	laptime pit	lap	Sect-1	Speed	Sect-2	Speed	Sect-3	Speed	Topspeed	laptime pit
1	Out	63.3	1:04.739		32.097	91.1		2:26.521	7	36.844	85.3	53.612		27.114	102.3		1:57.570
2	38.305	82.0	55.650		28.321	<u>104.7</u>		2:02.276	8	35.649	<u>87.2</u>	52.512		27.280	102.0		1:55.441
3	36.881	83.2	55.617		29.500	96.3		2:01.998	9	36.073	80.3	55.175		29.201	90.5		2:00.449
4	36.614	80.6	54.394		29.248	99.5		2:00.256	10	38.319	80.3	56.896		31.210	95.4		2:06.425
5	37.360	83.0	55.532		27.604	99.6		2:00.496	11	36.412	84.5	55.007		28.399	99.6		1:59.818
6	36.859	70.5	54.886		27.329	102.0		1:59.074	12								

85 Christopher Lillingston-Price (C)									Chevron B40								
lap	Sect-1	Speed	Sect-2	Speed	Sect-3	Speed	TopSpeed	laptime pit	lap	Sect-1	Speed	Sect-2	Speed	Sect-3	Speed	Topspeed	laptime pit
1	Out	81.8	49.516		25.015	114.1		1:57.068	9	28.759	110.2	42.156		21.685	<u>136.8</u>		1:32.600
2	35.830	96.7	44.660		23.439	132.3		1:43.929	10	28.915	<u>113.0</u>	41.011		21.591	<u>136.8</u>		1:31.517
3	30.820	102.3	41.834		22.425	135.5		1:35.079	11	28.874	101.6	41.846		21.760	135.5		1:32.480
4	30.499	108.8	42.185		22.277	134.9		1:34.961	12	29.273	110.4	42.784		21.988	135.5		1:34.045
5	30.350	110.4	41.740		21.969	136.3		1:34.059	13	31.328	108.4	42.246		21.947	135.7		1:35.521
6	29.705	109.5	41.606		22.033	131.8		1:33.344	14	29.659	112.0	41.437		22.441	134.1		1:33.537
7	30.160	111.5	41.643		22.004	134.4		1:33.807	15	28.934	110.9	41.715		21.929	135.7		1:32.578
8	29.294	109.5	41.103		21.925	135.5		1:32.322	16	28.634	111.8	40.768		21.658	134.4		1:31.060

117 Michael Bletsoe-Brown (C)									Chevron B27								
lap	Sect-1	Speed	Sect-2	Speed	Sect-3	Speed	TopSpeed	laptime pit	lap	Sect-1	Speed	Sect-2	Speed	Sect-3	Speed	Topspeed	laptime pit
1	Out	90.5	49.541		24.646	123.5		1:54.508	7	30.717	108.1	41.362		22.033	132.0		1:34.112
2	31.885	104.9	43.329		22.664	131.5		1:37.878	8	29.619	108.3	41.445		22.058	132.0		1:33.122
3	30.421	105.7	43.822		22.478	132.3		1:36.721	9	29.486	105.9	41.585		21.729	<u>133.3</u>		1:32.800
4	30.335	105.5	42.016		22.579	131.8		1:34.930	10	29.500	<u>109.1</u>	40.957		21.735	132.5		1:32.192
5	30.273	107.6	42.147		22.266	<u>133.3</u>		1:34.686	11	29.226	108.1	42.719		22.636	129.7		1:34.581
6	29.999	104.9	41.600		22.306	132.0		1:33.905	12								

Session Start: 12:35:48 - Finish: 13:00:49

Weather/Track Conditions: Cloud/Dry

Circuit: Brands Hatch Grand Prix Circuit

Track Length: 3.916 Km - 2.4330 miles

'Legends of Brands Hatch' Historic Race Meeting - 1 - 3 Jul 2016

HSCC Historic Formula 2 FIA International Series

Qualifying for Race 7 - Best Sector Times

POS	NO	DRIVER/S	Sector 1			Sector 2			Sector 3			IDEAL LAP	BEST LAP	On
			TIME	LAP	POS	TIME	LAP	POS	TIME	LAP	POS			
1	19	Richard Evans	27.524	13	1	38.348	9	1	20.918	13	3	1:26.790	1:26.796	13
2	22	Mark Dwyer	27.682	9	3	39.138	7	2	20.884	7	2	1:27.704	1:27.836	7
3	18	Richard Meins											1:27.938	15
4	13	Dean Forward	27.603	5	2	40.187	7	5	20.466	8	1	1:28.256	1:29.137	8
5	9	Frazer Gibney	28.825	11	7	39.677	16	3	21.377	3	4	1:29.879	1:30.325	16
6	36	Jeremy Wheatley	28.274	11	4	40.025	8	4	21.666	10	6	1:29.965	1:30.445	8
7	1	Robert Simac	28.753	9	6	40.445	9	6	21.769	9	8	1:30.967	1:30.967	9
8	85	Christopher Lillingston-Price	28.634	16	5	40.768	16	7	21.591	10	5	1:30.993	1:31.060	16
9	117	Michael Bletsoe-Brown	29.226	11	8	40.957	10	8	21.729	9	7	1:31.912	1:32.192	10
10	39	Martin Bullock	29.564	9	10	41.481	16	9	21.920	16	9	1:32.965	1:33.332	16
11	5	Mike Barnby	29.405	8	9	41.665	9	10	22.186	7	10	1:33.256	1:33.893	9
12	50	Paul Bason	30.011	9	11	42.408	8	11	22.362	8	11	1:34.781	1:35.202	8
13	17	Max Blees	30.290	11	12	43.108	8	12	22.618	8	12	1:36.016	1:36.124	8
14	16	Will Tomkins	30.335	9	13	43.437	9	14	22.698	9	13	1:36.470	1:36.470	9
15	8	Klaus Bergs	30.686	10	14	43.248	15	13	22.783	15	14	1:36.717	1:37.112	15
16	32	Steve Seaman	31.945	8	15	44.914	4	15	23.358	5	15	1:40.217	1:42.068	7
17	37	Lincoln Small	33.027	14	16	46.682	14	16	24.011	13	16	1:43.720	1:44.006	14
18	53	Mark Goldsmith	35.649	8	17	52.512	8	17	27.114	7	17	1:55.275	1:55.441	8

Session Start: 12:35:48 - Finish: 13:00:49

Weather/Track Conditions: Cloud/Dry

Circuit: Brands Hatch Grand Prix Circuit

Track Length: 3.916 Km - 2.4330 miles



'Legends of Brands Hatch' Historic Race Meeting - 1 - 3 Jul 2016

HSCC Historic Formula 2 FIA International Series

Qualifying for Race 7 - Best Sector Speeds

	NO	SECTOR 1	MPH	NO	SECTOR 2	MPH	NO	SECTOR 3	MPH
1	85	Christopher Lillingston-Price	113.0		NO SPEED TRAP		13	Dean Forward	140.0
2	22	Mark Dwyer	112.4				16	Will Tomkins	138.0
3	9	Frazer Gibney	112.2				22	Mark Dwyer	137.7
4	13	Dean Forward	112.2				5	Mike Barnby	136.8
5	36	Jeremy Wheatley	112.0				85	Christopher Lillingston-Price	136.8
6	19	Richard Evans	110.7				39	Martin Bullock	135.2
7	1	Robert Simac	109.8				1	Robert Simac	134.9
8	117	Michael Bletsoe-Brown	109.1				9	Frazer Gibney	133.9
9	39	Martin Bullock	107.4				19	Richard Evans	133.9
10	16	Will Tomkins	107.0				36	Jeremy Wheatley	133.3
11	5	Mike Barnby	105.9				117	Michael Bletsoe-Brown	133.3
12	50	Paul Bason	103.7				50	Paul Bason	130.7
13	17	Max Blees	101.7				32	Steve Seaman	130.2
14	8	Klaus Bergs	100.9				8	Klaus Bergs	126.8
15	32	Steve Seaman	97.0				17	Max Blees	126.8
16	37	Lincoln Small	94.6				37	Lincoln Small	126.6
17	53	Mark Goldsmith	87.2				53	Mark Goldsmith	104.7
18	10	Richard Ellingworth	0.0				10	Richard Ellingworth	0.0
19	18	Richard Meins	0.0				18	Richard Meins	0.0

Session Start: 12:35:48 - Finish: 13:00:49

Weather/Track Conditions: Cloud/Dry

Circuit: Brands Hatch Grand Prix Circuit

Track Length: 3.916 Km - 2.4330 miles



'Legends of Brands Hatch' Historic Race Meeting - 1 - 3 Jul 2016

HSCC Historic Formula 2 FIA International Series

Race 7 - Starting Grid

Sheet No:

Start Time : 14:00 - Heat Duration : 25 Minutes

9	17	37 Lincoln Small	18	53 Mark Goldsmith
8	15	8 Klaus Bergs	16	32 Steve Seaman
7	13	17 Max Blees	14	16 Will Tomkins
6	11	5 Mike Barnby	12	50 Paul Bason
5	9	117 Michael Bletsoe-Brown	10	39 Martin Bullock
4	7	1 Robert Simac	8	85 Christopher Lillingston-Price
3	5	9 Frazer Gibney	6	36 Jeremy Wheatley
2	3	18 Richard Meins	4	13 Dean Forward
1	1	19 Richard Evans	2	22 Mark Dwyer
ROW	Pole Right			

These results are provisional until the conclusion of any judicial and technical matters.

Circuit: Brands Hatch Grand Prix Circuit
Track Length: 3.916 Km - 2.4330 miles

Clerk of the Course:

Julian Floyd

Timekeeper:

Nick Palmer

Issued at:

'Legends of Brands Hatch' Historic Race Meeting - 1 - 3 Jul 2016

HSCC Classic Formula 3 supported by MB Wheels

Qualifying for Race 4 - Classification

Sheet No:

POS	NO	DRIVER/S	CLASS	CLASS POS	CAR MAKE / MODEL	TIME	ON	LAPS	GAP	DIFF	MPH
1	20	Gaius Ghinn	A	1	Ralt RT3	1:31.815	14	14			95.40
2	3	David Shaw	A	2	Ralt RT1	1:32.006	8	11	0.191	0.191	95.20
3	77	Ian Flux	A	3	March 783	1:32.319	9	10	0.504	0.313	94.88
4	21	Fred Lajoux	FR3	1	Chevron B43	1:32.418	16	16	0.603	0.099	94.77
5	80	Valerio Leone	FR3	2	March 783	1:32.805	8	9	0.990	0.387	94.38
6	7	Richard Trott	A	4	Chevron B43	1:32.834	14	15	1.019	0.029	94.35
7	214	Christian Olsen	A	5	Martini MK39	1:32.950	14	14	1.135	0.116	94.23
8	2	Eric Martin	FR3	3	Martini MK39	1:32.956	9	15	1.141	0.006	94.22
9	1	Maxim Bartell	A	6	Chevron B34	1:32.977	13	16	1.162	0.021	94.20
10	33	Pascal Gerbout	FR3	4	Ralt RT3	1:33.514	10	15	1.699	0.537	93.66
11	25	Bernard Honnorat	FR3	5	Ralt RT3	1:33.855	13	15	2.040	0.341	93.32
12	217	Tom Olsen	A	7	Martini MK39	1:33.906	7	12	2.091	0.051	93.27
13	82	Paul Smith	A	8	Martini MK31	1:34.249	8	13	2.434	0.343	92.93
14	52	Fabrice Notari	FR3	6	Ralt RT3	1:34.280	8	14	2.465	0.031	92.90
15	81	Davide Leone	FR3	7	Ralt RT3	1:34.442	11	14	2.627	0.162	92.74
16	9	Ian Pearson	D	1	Van Diemen RF83	1:34.588	11	12	2.773	0.146	92.60
17	8	Cameron Jackson	A	9	March 813	1:35.029	7	9	3.214	0.441	92.17
18	63	Matthew Sturmer	A	10	Ralt RT3	1:35.213	15	15	3.398	0.184	91.99
19	30	Paul Dibden	A	11	Argo JM6	1:36.377	8	12	4.562	1.164	90.88
20	122	Geoffrey Hoodless	A	12	March 813	1:36.488	5	9	4.673	0.111	90.78
21	29	Jonathan Price	A	13	March 783	1:36.769	13	14	4.954	0.281	90.51
22	15	Mick Whitehead	C	1	Reynard SF79	1:37.021	14	14	5.206	0.252	90.28
23	58	Pat Gormley	A	14	Safir RJF3	1:37.208	15	15	5.393	0.187	90.10
24	55	Francesco Macri	FR3	8	Ralt RT3	1:37.680	8	14	5.865	0.472	89.67
25	47	Adrian Langridge	B	1	Dastle Mk10	1:37.790	9	12	5.975	0.110	89.57
26	11	Bruno Huber	A	15	Argo JM1	1:38.036	14	14	6.221	0.246	89.34
27	28	Nick Taylor	A	16	Chevron B38	1:38.896	14	14	7.081	0.860	88.57
28	70	Richard Smeeton	A	17	Modus M1	1:39.929	13	14	8.114	1.033	87.65
29	17	Chris Lord	D	2	Van Diemen RF82	1:40.049	5	5	8.234	0.120	87.54
30	51	Jennifer Ridgway	A	18	Reynard SF78	1:40.235	10	13	8.420	0.186	87.38
31	22	Laurent Vallery-Masson	FR3	9	Ralt RT3	1:40.939	2	2	9.124	0.704	86.77
32	193	Rudolf Ernst	A	19	Ralt RT1	1:41.391	13	13	9.576	0.452	86.39
33	27	Glenn Eagling	B	2	Ensign LNF3	1:41.574	5	8	9.759	0.183	86.23
34	145	Robert Pearson	D	3	Van Diemen RF82	1:41.838	12	12	10.023	0.264	86.01
35	301	Marco Fumagalli	B	3	GRD F373	1:44.311	7	13	12.496	2.473	83.97
36	69	Albert Clements	B	4	Lotus 69	1:46.079	13	13	14.264	1.768	82.57
37	130	Gianpolo Poffe	FR3	10	March 773	1:51.178	2	2	19.363	5.099	78.78
38	93	Angela Grasso	FR3	11	Ralt RT1	1:57.830	6	8	26.015	6.652	74.33

Session Start: 13:36:24 - Finish: 14:01:26

Weather/Track Conditions: Cloud/Dry

Circuit: Brands Hatch Grand Prix Circuit

Track Length: 3.916 Km - 2.4330 miles

These results are provisional until the conclusion of any judicial and technical matters.

Clerk of the Course:

Julian Floyd

Timekeeper:

Nick Palmer

Issued at:

'Legends of Brands Hatch' Historic Race Meeting - 1 - 3 Jul 2016

HSCC Classic Formula 3 supported by MB Wheels

Qualifying for Race 4 - Sector Analysis

1 Maxim Bartell (A)									Chevron B34										
lap	Sect-1	Speed	Sect-2	Speed	Sect-3	Speed	TopSpeed	laptime	pit	lap	Sect-1	Speed	Sect-2	Speed	Sect-3	Speed	Topspeed	laptime	pit
1	30.591	97.4	44.441		23.117	121.1		1:38.149		9	29.267	101.1	41.544		22.366	<u>123.5</u>		1:33.177	
2	32.109	95.9	45.171		22.893	121.3		1:40.173		10	29.371	101.3	41.549		22.426	122.4		1:33.346	
3	30.168	99.9	43.321		22.591	122.6		1:36.080		11	29.308	100.3	42.254		<u>22.292</u>	122.2		1:33.854	
4	29.696	100.5	42.343		22.779	121.3		1:34.818		12	29.389	100.6	41.341		22.747	123.1		1:33.477	
5	29.403	100.6	43.222		22.698	122.4		1:35.323		13	<u>29.207</u>	99.9	41.389		22.381	123.3		<u>1:32.977</u>	
6	30.185	98.0	43.128		22.677	122.0		1:35.990		14	29.359	100.5	41.678		22.987	121.5		1:34.024	
7	29.485	100.9	41.591		22.600	122.9		1:33.676		15	29.279	100.6	<u>41.107</u>		22.796	122.2		1:33.182	
8	29.242	<u>101.6</u>	41.693		22.656	122.6		1:33.591		16	29.349	100.6	41.591		22.764	123.3		1:33.704	

2 Eric Martin (FR3)									Martini MK39										
lap	Sect-1	Speed	Sect-2	Speed	Sect-3	Speed	TopSpeed	laptime	pit	lap	Sect-1	Speed	Sect-2	Speed	Sect-3	Speed	Topspeed	laptime	pit
1	32.087	92.7	44.390		23.928	117.7		1:40.405		9	29.215	100.6	41.365		22.376	<u>121.8</u>		<u>1:32.956</u>	
2	29.992	98.3	43.906		22.726	120.0		1:36.624		10	29.255	101.4	42.175		22.883	120.4		1:34.313	
3	30.078	98.7	42.752		22.977	121.1		1:35.807		11	29.775	100.2	42.097		22.617	121.1		1:34.489	
4	29.349	100.0	42.600		22.810	120.4		1:34.759		12	<u>29.095</u>	100.0	41.587		<u>22.332</u>	120.9		1:33.014	
5	30.345	<u>109.3</u>	42.070		23.078	120.4		1:35.493		13	29.296	98.4	41.821		22.706	120.7		1:33.823	
6	30.362	100.2	42.840		22.657	<u>121.8</u>		1:35.859		14	29.110	99.2	<u>41.300</u>		22.620	120.7		1:33.030	
7	29.129	99.8	42.650		22.899	120.2		1:34.678		15	29.376	98.6	42.004		22.500	118.7		1:33.880	
8	29.199	100.2	41.585		22.959	120.7		1:33.743		16									

3 David Shaw (A)									Ralt RT1										
lap	Sect-1	Speed	Sect-2	Speed	Sect-3	Speed	TopSpeed	laptime	pit	lap	Sect-1	Speed	Sect-2	Speed	Sect-3	Speed	Topspeed	laptime	pit
1	30.443	98.9	42.650		22.753	121.5		1:35.846		7	30.477	98.7	43.705		23.025	122.9		1:37.207	
2	29.723	100.2	41.695		22.454	123.1		1:33.872		8	<u>28.936</u>	<u>102.8</u>	<u>40.983</u>		<u>22.087</u>	<u>125.1</u>		<u>1:32.006</u>	
3	29.632	101.4	42.071		23.240	123.1		1:34.943		9	30.993	100.3	41.891		23.279	123.1		1:36.163	
4	31.774	101.3	41.688		23.338	122.9		1:36.800		10	32.832	65.7	46.975		In			3:00.186	P
5	29.435	100.2	42.285		22.528	122.9		1:34.248		11	Out	91.2	45.238		23.097			1:44.790	
6	29.200	101.7	41.927		22.196	123.5		1:33.323		12									

7 Richard Trott (A)									Chevron B43										
lap	Sect-1	Speed	Sect-2	Speed	Sect-3	Speed	TopSpeed	laptime	pit	lap	Sect-1	Speed	Sect-2	Speed	Sect-3	Speed	Topspeed	laptime	pit
1	30.106	96.9	45.005		24.101	120.4		1:39.212		9	29.369	99.6	<u>41.119</u>		22.615	120.2		1:33.103	
2	29.769	100.2	42.293		22.376	120.7		1:34.438		10	29.523	99.6	41.549		23.264	119.2		1:34.336	
3	29.569	100.3	42.678		22.518	120.0		1:34.765		11	29.698	99.3	41.837		22.557	<u>121.3</u>		1:34.092	
4	29.513	<u>100.6</u>	42.163		22.649	120.2		1:34.325		12	29.940	99.9	43.114		22.447	120.9		1:35.501	
5	29.626	97.7	41.575		22.411	120.7		1:33.612		13	29.349	99.8	41.440		22.772	120.0		1:33.561	
6	29.364	99.5	41.499		23.061	118.5		1:33.924		14	29.311	98.9	41.215		<u>22.308</u>	121.1		<u>1:32.834</u>	
7	29.340	99.0	41.931		22.731	119.6		1:34.002		15	<u>29.198</u>	99.8	42.582		23.605	118.5		1:35.385	
8	29.680	98.2	41.410		22.994	118.7		1:34.084		16									

8 Cameron Jackson (A)									March 813										
lap	Sect-1	Speed	Sect-2	Speed	Sect-3	Speed	TopSpeed	laptime	pit	lap	Sect-1	Speed	Sect-2	Speed	Sect-3	Speed	Topspeed	laptime	pit
1	30.446	96.1	44.230		23.444	117.3		1:38.120		6	29.696	99.2	42.746		<u>22.934</u>	118.5		1:35.376	
2	30.018	97.4	43.990		24.078	116.7		1:38.086		7	29.709	99.0	<u>42.337</u>		22.983	118.5		<u>1:35.029</u>	
3	30.578	97.7	43.262		22.953	115.1		1:36.793		8	29.673	99.2	42.425		22.975	118.7		1:35.073	
4	47.189	55.9	48.882		25.715	116.9		2:01.786		9	<u>29.304</u>	<u>100.3</u>	43.019		23.695	<u>119.0</u>		1:36.018	
5	30.550	92.1	43.172		23.028	118.7		1:36.750		10									

9 Ian Pearson (D)									Van Diemen RF83										
lap	Sect-1	Speed	Sect-2	Speed	Sect-3	Speed	TopSpeed	laptime	pit	lap	Sect-1	Speed	Sect-2	Speed	Sect-3	Speed	Topspeed	laptime	pit
1	Out	90.9	45.963		24.038	115.9		1:46.280		7	30.517	95.6	42.419		23.398	117.1		1:36.334	
2	30.716	94.6	43.613		23.730	117.7		1:38.059		8	30.534	93.9	42.593		22.921	117.9		1:36.048	
3	30.998	95.0	44.191		23.305	117.5		1:38.494		9	30.238	95.9	42.052		22.808	<u>119.4</u>		1:35.098	
4	30.904	94.2	42.816		22.976	118.3		1:36.696		10	30.175	94.8	41.856		<u>22.593</u>	<u>117.7</u>		1:34.624	
5	30.644	95.5	42.266		22.994	117.7		1:35.904		11	30.268	93.9	<u>41.666</u>		22.654	117.9		<u>1:34.588</u>	
6	30.036	<u>96.1</u>	45.265		22.913	118.1		1:38.214		12	<u>29.871</u>	95.8	49.082		24.444	99.2		1:43.397	

Session Start: 13:36:24 - Finish: 14:01:26

Weather/Track Conditions: Cloud/Dry

Circuit: Brands Hatch Grand Prix Circuit

Track Length: 3.916 Km - 2.4330 miles

'Legends of Brands Hatch' Historic Race Meeting - 1 - 3 Jul 2016

HSCC Classic Formula 3 supported by MB Wheels

Qualifying for Race 4 - Sector Analysis

11 Bruno Huber (A)									Argo JM1										
lap	Sect-1	Speed	Sect-2	Speed	Sect-3	Speed	TopSpeed	laptime	pit	lap	Sect-1	Speed	Sect-2	Speed	Sect-3	Speed	Topspeed	laptime	pit
1	34.569	91.2	47.353		24.587	120.9		1:46.509		8	32.482	98.3	44.363		23.523	122.9		1:40.368	
2	32.860	93.5	46.152		24.093	122.0		1:43.105		9	31.117	99.2	44.060		24.575	120.0		1:39.752	
3	32.720	95.1	48.083		23.704	122.4		1:44.507		10	31.749	94.3	46.080		23.518	123.5		1:41.347	
4	33.034	92.2	46.010		23.823	121.8		1:42.867		11	32.667	97.7	48.050		23.554	<u>124.0</u>		1:44.271	
5	32.646	94.8	45.890		24.124	121.8		1:42.660		12	31.127	<u>99.6</u>	44.338		24.165	118.1		1:39.630	
6	33.257	97.7	46.495		25.983	120.7		1:45.735		13	31.234	95.0	44.074		23.906	121.5		1:39.214	
7	31.928	92.5	44.813		24.752	111.7		1:41.493		14	31.058	99.3	43.819		23.159	123.5		1:38.036	

15 Mick Whitehead (C)									Reynard SF79										
lap	Sect-1	Speed	Sect-2	Speed	Sect-3	Speed	TopSpeed	laptime	pit	lap	Sect-1	Speed	Sect-2	Speed	Sect-3	Speed	Topspeed	laptime	pit
1	34.548	77.3	48.230		24.280	117.7		1:47.058		8	31.026	96.5	44.754		23.637	118.7		1:39.417	
2	31.598	95.5	45.692		24.345	118.1		1:41.635		9	30.657	96.5	43.782		24.068	119.4		1:38.507	
3	32.138	96.1	45.441		24.187	117.9		1:41.766		10	30.731	97.4	43.618		23.906	118.5		1:38.255	
4	31.474	96.3	44.929		23.859	119.0		1:40.262		11	30.894	<u>110.6</u>	45.987		23.452	<u>120.4</u>		1:40.333	
5	30.999	95.9	46.091		24.020	118.5		1:41.110		12	31.143	97.3	43.775		23.450	119.8		1:38.368	
6	31.448	95.9	44.774		24.460	119.6		1:40.682		13	30.450	96.9	43.374		23.734	119.6		1:37.558	
7	30.987	96.7	44.004		23.890	118.3		1:38.881		14	30.197	97.9	43.522		23.302	120.0		1:37.021	

17 Chris Lord (D)									Van Diemen RF82										
lap	Sect-1	Speed	Sect-2	Speed	Sect-3	Speed	TopSpeed	laptime	pit	lap	Sect-1	Speed	Sect-2	Speed	Sect-3	Speed	Topspeed	laptime	pit
1	32.398	94.0	48.349		24.851	113.0		1:45.598		4	31.459	94.6	44.992		23.818	116.3		1:40.269	
2	31.623	95.6	46.283		24.779	115.1		1:42.685		5	31.046	94.7	44.937		24.066	<u>116.5</u>		1:40.049	
3	32.385	<u>95.8</u>	44.901		24.075	116.1		1:41.361		6									

20 Gaius Ghinn (A)									Ralt RT3										
lap	Sect-1	Speed	Sect-2	Speed	Sect-3	Speed	TopSpeed	laptime	pit	lap	Sect-1	Speed	Sect-2	Speed	Sect-3	Speed	Topspeed	laptime	pit
1	31.679	98.7	44.062		23.583	119.2		1:39.324		8	29.297	99.5	42.310		23.290	120.2		1:34.897	
2	29.886	99.9	42.463		22.508	121.3		1:34.857		9	29.328	101.3	41.393		22.274	121.3		1:32.995	
3	29.811	100.5	43.554		22.658	121.3		1:36.023		10	29.190	102.5	42.297		22.830	120.0		1:34.317	
4	29.205	101.7	41.849		22.729	120.7		1:33.783		11	30.128	100.5	41.528		22.103	121.1		1:33.759	
5	29.714	99.6	41.645		23.623	118.7		1:34.982		12	29.426	101.3	41.196		22.007	<u>122.0</u>		1:32.629	
6	29.519	<u>106.9</u>	42.856		22.299	121.8		1:34.674		13	29.295	101.3	42.131		22.334	120.7		1:33.760	
7	29.423	101.4	42.116		22.488	120.9		1:34.027		14	28.935	100.9	40.772		22.108	121.8		1:31.815	

21 Fred Lajoux (FR3)									Chevron B43										
lap	Sect-1	Speed	Sect-2	Speed	Sect-3	Speed	TopSpeed	laptime	pit	lap	Sect-1	Speed	Sect-2	Speed	Sect-3	Speed	Topspeed	laptime	pit
1	29.934	100.2	43.426		22.853	123.3		1:36.213		9	29.165	103.3	41.069		22.282	124.0		1:32.516	
2	30.716	100.3	42.476		22.541	123.5		1:35.733		10	29.261	103.1	40.956		22.604	124.2		1:32.821	
3	30.638	102.8	41.838		22.421	124.2		1:34.897		11	29.505	102.2	41.110		22.254	124.0		1:32.869	
4	30.238	102.8	42.147		22.544	124.2		1:34.929		12	29.203	103.1	41.305		22.209	124.2		1:32.717	
5	29.533	102.5	42.163		22.813	124.0		1:34.509		13	29.269	102.8	41.374		22.532	<u>124.9</u>		1:33.175	
6	29.282	101.7	41.500		22.712	124.2		1:33.494		14	29.347	103.4	40.861		22.288	124.0		1:32.496	
7	29.916	102.0	41.092		22.575	124.2		1:33.583		15	29.445	101.9	40.665		22.711	124.7		1:32.821	
8	29.437	101.9	41.992		22.477	124.0		1:33.906		16	29.284	<u>103.6</u>	41.027		22.107	124.0		1:32.418	

22 Laurent Vallery-Masson (FR3)									Ralt RT3										
lap	Sect-1	Speed	Sect-2	Speed	Sect-3	Speed	TopSpeed	laptime	pit	lap	Sect-1	Speed	Sect-2	Speed	Sect-3	Speed	Topspeed	laptime	pit
1	32.874	90.1	46.104		23.799	<u>120.9</u>		1:42.777		2	31.294	<u>95.8</u>	45.427		24.218	117.1		1:40.939	

25 Bernard Honnorat (FR3)									Ralt RT3										
lap	Sect-1	Speed	Sect-2	Speed	Sect-3	Speed	TopSpeed	laptime	pit	lap	Sect-1	Speed	Sect-2	Speed	Sect-3	Speed	Topspeed	laptime	pit
1	31.703	95.8	43.905		23.199	121.3		1:38.807		9	29.559	100.5	41.475		22.981	122.0		1:34.015	
2	30.332	97.6	42.588		23.239	120.4		1:36.159		10	30.064	96.3	41.642		22.810	123.1		1:34.516	
3	30.407	98.4	42.100		22.752	122.6		1:35.259		11	30.502	97.7	41.751		22.678	123.1		1:34.931	
4	29.802	99.2	42.220		22.940	122.2		1:34.962		12	29.628	<u>100.8</u>	42.089		22.957	123.1		1:34.674	
5	30.051	98.9	42.936		22.482	<u>123.5</u>		1:35.469		13	29.978	99.9	41.110		22.767	121.8		1:33.855	
6	30.359	99.6	41.908		22.886	123.1		1:35.153		14	29.768	98.6	42.184		22.658	<u>123.5</u>		1:34.610	
7	29.788	99.2	41.917		22.703	122.9		1:34.408		15	29.728	100.2	41.731		22.490	122.4		1:33.949	
8	30.061	96.6	42.121		22.634	122.9		1:34.816		16									

Session Start: 13:36:24 - Finish: 14:01:26

Weather/Track Conditions: Cloud/Dry

Circuit: Brands Hatch Grand Prix Circuit

Track Length: 3.916 Km - 2.4330 miles

'Legends of Brands Hatch' Historic Race Meeting - 1 - 3 Jul 2016

HSCC Classic Formula 3 supported by MB Wheels

Qualifying for Race 4 - Sector Analysis

27 Glenn Eagling (B)									Ensign LNF3										
lap	Sect-1	Speed	Sect-2	Speed	Sect-3	Speed	TopSpeed	laptime	pit	lap	Sect-1	Speed	Sect-2	Speed	Sect-3	Speed	Topspeed	laptime	pit
1	34.437	89.8	49.154		26.719	112.6		1:50.310		5	31.663	92.4	45.006		24.905	114.5		1:41.574	
2	33.103	93.3	46.142		25.009	114.1		1:44.254		6	31.676	92.7	45.741		24.427	114.7		1:41.844	
3	34.029	91.4	45.816		24.682	113.0		1:44.527		7	32.466	92.9	44.549		25.066	113.0		1:42.081	
4	32.541	87.1	45.472		24.216	114.7		1:42.229		8	32.053	94.6	45.293		25.070	113.5		1:42.416	

28 Nick Taylor (A)									Chevron B38										
lap	Sect-1	Speed	Sect-2	Speed	Sect-3	Speed	TopSpeed	laptime	pit	lap	Sect-1	Speed	Sect-2	Speed	Sect-3	Speed	Topspeed	laptime	pit
1	36.876	86.2	50.091		25.970	112.2		1:52.937		8	32.472	95.1	45.400		24.272	117.3		1:42.144	
2	33.257	92.6	46.138		24.334	116.5		1:43.729		9	31.370	94.8	45.418		25.684	110.7		1:42.472	
3	32.539	95.0	45.482		24.248	118.3		1:42.269		10	32.469	95.0	45.311		25.041	116.7		1:42.821	
4	33.439	88.1	46.047		24.217	117.7		1:43.703		11	31.307	96.6	44.268		24.128	112.4		1:39.703	
5	31.787	95.4	45.518		26.503	111.1		1:43.808		12	31.968	95.8	44.307		23.918	119.2		1:40.193	
6	32.416	93.4	46.263		24.759	113.0		1:43.438		13	31.387	95.9	44.807		23.921	118.7		1:40.115	
7	31.544	95.4	45.557		23.922	118.1		1:41.023		14	31.174	94.4	43.984		23.738	119.2		1:38.896	

29 Jonathan Price (A)									March 783										
lap	Sect-1	Speed	Sect-2	Speed	Sect-3	Speed	TopSpeed	laptime	pit	lap	Sect-1	Speed	Sect-2	Speed	Sect-3	Speed	Topspeed	laptime	pit
1	33.823	90.0	47.457		24.249	119.2		1:45.529		8	30.815	96.2	43.980		23.800	114.1		1:38.595	
2	31.860	95.9	45.728		24.456	119.4		1:42.044		9	31.195	96.6	44.197		23.956	121.5		1:39.348	
3	34.700	93.4	45.580		24.002	120.0		1:44.282		10	31.498	89.7	44.242		23.102	121.3		1:38.842	
4	32.377	94.6	46.929		25.740	101.2		1:45.046		11	31.728	97.4	44.916		24.125	112.2		1:38.769	
5	32.316	98.3	44.224		24.054	117.3		1:40.594		12	31.284	99.0	43.744		24.072	119.4		1:39.100	
6	31.080	95.9	43.944		23.502	121.1		1:38.526		13	30.256	99.2	42.750		23.763	120.2		1:36.769	
7	31.036	95.9	44.017		24.184	119.8		1:39.237		14	31.175	98.3	42.948		23.298	121.8		1:37.421	

30 Paul Dibden (A)									Argo JM6										
lap	Sect-1	Speed	Sect-2	Speed	Sect-3	Speed	TopSpeed	laptime	pit	lap	Sect-1	Speed	Sect-2	Speed	Sect-3	Speed	Topspeed	laptime	pit
1	31.330	96.5	43.806		23.357	120.4		1:38.493		7	30.572	98.4	43.879		23.215	122.4		1:37.666	
2	30.625	98.3	43.515		23.529	118.7		1:37.669		8	30.620	99.5	42.869		22.888	122.0		1:36.377	
3	30.636	98.2	44.890		23.408	120.7		1:38.934		9	30.638	93.6	45.282		22.957	121.3		1:38.877	
4	31.985	97.9	43.748		23.540	119.0		1:39.273		10	31.888	88.8	47.451		23.021	121.1		1:42.360	
5	30.949	98.2	45.378		23.124	121.5		1:39.451		11	31.725	93.4	43.710		22.799	121.5		1:38.234	
6	30.611	98.2	42.933		23.680	119.2		1:37.224		12	31.351	91.5	45.311		22.669	122.6		1:39.331	

33 Pascal Gerbout (FR3)									Ralt RT3										
lap	Sect-1	Speed	Sect-2	Speed	Sect-3	Speed	TopSpeed	laptime	pit	lap	Sect-1	Speed	Sect-2	Speed	Sect-3	Speed	Topspeed	laptime	pit
1	32.968	95.4	46.386		24.441	119.2		1:43.795		9	29.134	101.4	42.262		22.338	123.8		1:33.734	
2	30.330	99.0	43.798		23.802	121.8		1:37.930		10	29.672	99.6	41.530		22.312	123.1		1:33.514	
3	30.541	100.5	43.756		23.219	122.0		1:37.516		11	29.373	98.9	42.347		22.842	121.8		1:34.562	
4	29.833	100.9	44.474		22.848	122.9		1:37.155		12	29.466	100.2	42.259		22.461	124.2		1:34.186	
5	29.564	101.4	42.054		23.277	122.4		1:34.895		13	29.405	100.5	44.247		22.596	122.9		1:36.248	
6	29.609	100.0	41.964		22.584	122.4		1:34.157		14	29.522	101.1	42.609		22.849	123.5		1:34.980	
7	29.575	99.8	42.549		22.706	123.5		1:34.830		15	29.348	101.1	42.326		22.363	123.3		1:34.037	
8	29.432	100.2	42.025		22.496	123.8		1:33.953		16									

47 Adrian Langridge (B)									Dastle Mk10										
lap	Sect-1	Speed	Sect-2	Speed	Sect-3	Speed	TopSpeed	laptime	pit	lap	Sect-1	Speed	Sect-2	Speed	Sect-3	Speed	Topspeed	laptime	pit
1	33.988	91.2	49.168		25.427	111.5		1:48.583		7	30.291	93.6	44.673		23.473	114.3		1:38.437	
2	32.177	90.9	46.358		24.433	112.4		1:42.968		8	30.589	93.4	44.811		23.710	115.3		1:39.110	
3	31.705	92.4	44.978		23.847	114.1		1:40.530		9	30.092	94.6	44.179		23.519	114.1		1:37.790	
4	31.043	92.6	45.001		23.760	113.3		1:39.804		10	30.562	93.6	44.852		In			5:27.816	P
5	30.372	93.9	44.550		23.491	114.1		1:38.413		11	Out	81.7	46.112		23.942	113.5		1:48.565	
6	30.614	93.3	45.645		24.644	113.9		1:40.903		12	30.339	94.3	44.768		23.380	114.5		1:38.487	

Session Start: 13:36:24 - Finish: 14:01:26
Weather/Track Conditions: Cloud/Dry
Circuit: Brands Hatch Grand Prix Circuit
Track Length: 3.916 Km - 2.4330 miles

'Legends of Brands Hatch' Historic Race Meeting - 1 - 3 Jul 2016

HSCC Classic Formula 3 supported by MB Wheels

Qualifying for Race 4 - Sector Analysis

51 Jennifer Ridgway (A)									Reynard SF78											
lap	Sect-1	Speed	Sect-2	Speed	Sect-3	Speed	TopSpeed	laptime	pit	lap	Sect-1	Speed	Sect-2	Speed	Sect-3	Speed	Topspeed	laptime	pit	
1	35.029	86.1	49.405		26.109	113.3		1:50.543		8	31.689	93.5	48.287		In				2:02.494	P
2	33.048	90.3	47.776		25.457	113.9		1:46.281		9	Out	94.0	46.809		24.961	115.1			1:49.684	
3	31.744	90.7	46.959		25.100	114.5		1:43.803		10	31.598	94.6	44.285		24.352	115.9			1:40.235	
4	31.681	93.4	47.663		26.108	114.5		1:45.452		11	31.418	95.4	44.615		24.648	115.5			1:40.681	
5	32.733	91.1	49.165		27.917	88.8		1:49.815		12	31.788	94.3	45.123		24.647	115.5			1:41.558	
6	34.264	93.1	47.553		24.682	114.1		1:46.499		13	31.902	94.6	44.332		24.387	115.7			1:40.621	
7	31.418	94.8	44.919		24.414	115.5		1:40.751		14										

52 Fabrice Notari (FR3)									Ralt RT3											
lap	Sect-1	Speed	Sect-2	Speed	Sect-3	Speed	TopSpeed	laptime	pit	lap	Sect-1	Speed	Sect-2	Speed	Sect-3	Speed	Topspeed	laptime	pit	
1	32.145	98.6	43.866		23.405	120.7		1:39.416		8	30.044	100.2	41.750		22.486	121.8			1:34.280	
2	30.633	99.2	42.654		22.934	120.9		1:36.221		9	30.133	99.9	42.542		22.471	122.6			1:35.146	
3	30.580	99.9	43.106		23.085	121.8		1:36.771		10	30.626	92.7	45.785		23.463	120.9			1:39.874	
4	30.248	98.4	44.203		22.652	121.1		1:37.103		11	30.133	99.8	42.402		22.914	121.8			1:35.449	
5	30.349	98.7	41.975		23.964	117.5		1:36.288		12	30.171	98.7	42.094		22.542	121.8			1:34.807	
6	31.289	99.5	41.671		22.407	121.8		1:35.367		13	30.786	100.2	42.161		22.939	120.7			1:35.886	
7	30.176	89.8	43.497		23.448	121.8		1:37.121		14	30.087	99.3	41.957		22.964	122.2			1:35.008	

55 Francesco Macri (FR3)									Ralt RT3											
lap	Sect-1	Speed	Sect-2	Speed	Sect-3	Speed	TopSpeed	laptime	pit	lap	Sect-1	Speed	Sect-2	Speed	Sect-3	Speed	Topspeed	laptime	pit	
1	34.582	84.2	49.668		25.148	117.7		1:49.398		8	31.015	97.6	43.480		23.185	121.1			1:37.680	
2	32.678	94.7	45.649		24.584	116.3		1:42.911		9	31.499	98.0	44.960		23.919	115.7			1:40.378	
3	32.441	94.3	45.334		24.298	118.3		1:42.073		10	32.121	89.7	46.406		24.280	118.3			1:42.807	
4	32.536	91.9	46.345		24.533	118.7		1:43.414		11	31.583	97.2	43.683		23.521	118.7			1:38.787	
5	31.395	92.5	44.075		24.149	118.5		1:39.619		12	31.386	93.6	45.087		24.165	119.4			1:40.638	
6	31.081	96.5	51.589		28.852	107.0		1:51.522		13	31.034	98.2	43.445		23.509	114.3			1:37.988	
7	33.355	84.6	46.374		23.841	120.2		1:43.570		14	32.078	97.9	43.097		23.306	113.5			1:38.481	

58 Pat Gormley (A)									Safir RJF3											
lap	Sect-1	Speed	Sect-2	Speed	Sect-3	Speed	TopSpeed	laptime	pit	lap	Sect-1	Speed	Sect-2	Speed	Sect-3	Speed	Topspeed	laptime	pit	
1	Out	89.8	46.566		25.398	111.1		1:48.801		9	30.194	93.6	44.063		23.480	114.9			1:37.737	
2	32.501	91.9	45.366		24.892	113.3		1:42.759		10	30.404	93.3	44.864		24.825	112.6			1:40.093	
3	31.327	92.4	44.910		23.772	115.5		1:40.009		11	30.386	93.6	43.928		23.905	113.7			1:38.219	
4	30.697	92.9	46.766		23.741	114.5		1:41.204		12	30.189	93.4	44.008		23.972	113.9			1:38.169	
5	30.691	93.5	44.250		23.558	113.5		1:38.499		13	30.411	94.0	43.486		23.853	113.5			1:37.750	
6	30.399	93.4	43.912		24.216	115.3		1:38.527		14	30.320	93.0	44.143		23.599	113.9			1:38.062	
7	30.457	92.9	44.339		24.036	112.8		1:38.832		15	30.181	94.2	43.842		23.185	115.5			1:37.208	
8	30.462	93.5	44.668		23.992	113.2		1:39.122		16										

63 Matthew Sturmer (A)									Ralt RT3											
lap	Sect-1	Speed	Sect-2	Speed	Sect-3	Speed	TopSpeed	laptime	pit	lap	Sect-1	Speed	Sect-2	Speed	Sect-3	Speed	Topspeed	laptime	pit	
1	33.814	92.9	45.850		24.554	117.3		1:44.218		9	30.534	96.9	43.510		23.592	119.4			1:37.636	
2	31.628	92.7	44.656		23.487	117.1		1:39.771		10	30.710	96.3	44.626		23.153	119.0			1:38.489	
3	30.428	94.8	43.507		23.524	118.3		1:37.459		11	30.825	97.2	43.894		23.383	119.6			1:38.102	
4	32.537	93.4	43.816		23.100	116.7		1:39.453		12	30.109	97.4	42.927		23.278	119.8			1:36.314	
5	31.118	96.2	43.129		22.927	118.1		1:37.174		13	30.898	94.4	42.872		22.853	119.6			1:36.623	
6	30.791	97.0	42.903		23.452	117.1		1:37.146		14	30.480	95.2	42.642		23.429	120.2			1:36.551	
7	34.745	85.1	47.227		23.714	117.9		1:45.686		15	29.906	97.7	42.436		22.871	120.2			1:35.213	
8	31.234	95.1	43.317		23.474	117.9		1:38.025		16										

69 Albert Clements (B)									Lotus 69											
lap	Sect-1	Speed	Sect-2	Speed	Sect-3	Speed	TopSpeed	laptime	pit	lap	Sect-1	Speed	Sect-2	Speed	Sect-3	Speed	Topspeed	laptime	pit	
1	37.239	74.2	54.490		27.207	106.4		1:58.936		8	33.308	81.8	52.215		25.540	112.0			1:51.063	
2	34.935	74.7	52.865		26.719	110.4		1:54.519		9	33.785	88.2	48.814		25.959	111.7			1:48.558	
3	35.141	76.0	52.712		26.081	110.4		1:53.934		10	34.018	81.5	48.972		26.713	111.5			1:49.703	
4	34.318	83.2	50.498		26.888	109.1		1:51.704		11	33.010	88.7	48.697		25.181	108.2			1:46.888	
5	33.824	86.7	50.369		25.909	110.4		1:50.102		12	32.414	90.0	48.726		26.210	110.2			1:47.350	
6	33.616	78.0	49.915		26.060	111.5		1:49.591		13	32.755	88.4	47.755		25.569	109.7			1:46.079	
7	33.134	87.0	48.796		27.161	109.3		1:49.091		14										

Session Start: 13:36:24 - Finish: 14:01:26

Weather/Track Conditions: Cloud/Dry

Circuit: Brands Hatch Grand Prix Circuit

Track Length: 3.916 Km - 2.4330 miles

'Legends of Brands Hatch' Historic Race Meeting - 1 - 3 Jul 2016

HSCC Classic Formula 3 supported by MB Wheels

Qualifying for Race 4 - Sector Analysis

70 Richard Smeeton (A)									Modus M1								
lap	Sect-1	Speed	Sect-2	Speed	Sect-3	Speed	TopSpeed	laptime pit	lap	Sect-1	Speed	Sect-2	Speed	Sect-3	Speed	Topspeed	laptime pit
1	36.356	82.4	50.537		25.053	118.3		1:51.946	8	34.067	88.8	47.657		24.136	119.2		1:45.860
2	33.472	88.6	47.785		25.280	114.3		1:46.537	9	32.435	93.1	45.564		24.089	119.4		1:42.088
3	32.875	92.5	46.139		24.713	117.3		1:43.727	10	31.923	95.6	45.714		24.110	119.6		1:41.747
4	32.310	90.5	48.295		25.331	117.7		1:45.936	11	32.105	88.4	48.070		24.009	120.7		1:44.184
5	32.667	94.2	47.060		24.685	119.8		1:44.412	12	31.789	94.2	44.568		23.613	120.9		1:39.970
6	32.186	91.4	46.908		25.411	112.8		1:44.505	13	31.118	93.4	44.821		23.990	120.7		1:39.929
7	32.214	87.0	46.454		25.329	113.9		1:43.997	14	32.263	96.7	44.469		23.862	121.5		1:40.594

77 Ian Flux (A)									March 783								
lap	Sect-1	Speed	Sect-2	Speed	Sect-3	Speed	TopSpeed	laptime pit	lap	Sect-1	Speed	Sect-2	Speed	Sect-3	Speed	Topspeed	laptime pit
1	30.744	100.0	43.356		23.206	120.7		1:37.306	6	Out		42.278		23.944	120.4		1:40.684
2	29.975	100.5	42.330		22.590	121.3		1:34.895	7	29.276	100.8	41.268		22.383	121.3		1:32.927
3	29.626	100.8	41.964		22.486	121.1		1:34.076	8	29.183	101.1	41.124		22.285	121.1		1:32.592
4	29.904	100.6	41.754		In			5:52.130 P	9	29.140	100.5	40.797		22.382	121.5		1:32.319
5	Out	83.7	In		In			5:13.941 P	10	29.279	100.8	41.015		22.215	121.3		1:32.509

80 Valerio Leone (FR3)									March 783								
lap	Sect-1	Speed	Sect-2	Speed	Sect-3	Speed	TopSpeed	laptime pit	lap	Sect-1	Speed	Sect-2	Speed	Sect-3	Speed	Topspeed	laptime pit
1	31.810	98.6	44.998		23.291	120.4		1:40.099	6	29.484	101.1	42.443		22.341	122.2		1:34.268
2	30.124	101.3	41.963		22.531	122.6		1:34.618	7	29.244	103.0	41.445		22.570	121.5		1:33.259
3	29.767	101.4	42.381		22.801	122.4		1:34.949	8	29.381	101.4	40.980		22.444	121.3		1:32.805
4	29.887	102.0	44.456		24.042	122.0		1:38.385	9	31.045	101.4	47.862		In			3:01.227 P
5	29.618	101.1	41.738		26.320	121.8		1:37.676	10								

81 Davide Leone (FR3)									Ralt RT3								
lap	Sect-1	Speed	Sect-2	Speed	Sect-3	Speed	TopSpeed	laptime pit	lap	Sect-1	Speed	Sect-2	Speed	Sect-3	Speed	Topspeed	laptime pit
1	33.372	94.3	47.776		23.931	120.0		1:45.079	8	30.464	100.5	42.472		22.849	122.2		1:35.785
2	31.362	99.2	44.939		23.396	121.5		1:39.697	9	30.082	99.6	42.956		23.271	120.9		1:36.309
3	31.092	99.9	44.639		23.558	120.9		1:39.289	10	31.443	100.5	42.793		22.551	121.5		1:36.787
4	30.651	100.9	44.434		23.044	121.1		1:38.129	11	29.500	100.5	42.312		22.630	122.9		1:34.442
5	30.059	100.3	43.687		23.141	120.9		1:36.887	12	29.670	100.6	42.539		22.738	122.2		1:34.947
6	29.760	100.3	43.355		23.062	121.1		1:36.177	13	29.835	99.3	42.202		22.944	121.5		1:34.981
7	30.034	102.3	43.134		22.966	121.5		1:36.134	14	38.003	66.3	44.345		23.618	119.0		1:45.966

82 Paul Smith (A)									Martini MK31								
lap	Sect-1	Speed	Sect-2	Speed	Sect-3	Speed	TopSpeed	laptime pit	lap	Sect-1	Speed	Sect-2	Speed	Sect-3	Speed	Topspeed	laptime pit
1	30.361	100.2	43.905		23.146	121.8		1:37.412	8	29.748	99.9	41.738		22.763	121.5		1:34.249
2	31.113	94.2	45.477		22.946	122.6		1:39.536	9	29.502	99.9	42.468		23.080	119.4		1:35.050
3	30.710	96.9	43.392		24.070	120.0		1:38.172	10	30.323	95.6	42.309		22.973	121.1		1:35.605
4	30.153	101.1	42.273		23.124	121.3		1:35.550	11	29.683	98.6	41.955		22.662	121.5		1:34.300
5	29.834	99.5	42.689		In			4:12.077 P	12	31.142	95.4	42.619		22.710	121.3		1:36.471
6	Out	84.4	50.738		25.445	121.3		1:54.929	13	39.333	59.4	47.873		23.165	108.1		1:50.371
7	29.806	99.5	41.930		23.267	121.8		1:35.003	14								

93 Angela Grasso (FR3)									Ralt RT1								
lap	Sect-1	Speed	Sect-2	Speed	Sect-3	Speed	TopSpeed	laptime pit	lap	Sect-1	Speed	Sect-2	Speed	Sect-3	Speed	Topspeed	laptime pit
1	38.807	81.6	57.004		29.459	105.9		2:05.270	5	37.500	80.3	55.426		26.572	106.2		1:59.498
2	38.630	65.8	57.394		28.599	107.4		2:04.623	6	37.792	75.7	52.426		27.612	98.4		1:57.830
3	37.632	75.8	56.127		29.201	109.7		2:02.960	7	37.913	71.2	59.461		26.864	108.8		2:04.238
4	38.223	71.6	54.759		28.306	90.0		2:01.288	8	38.000	71.0	58.876		28.946	110.9		2:05.822

122 Geoffrey Hoodless (A)									March 813								
lap	Sect-1	Speed	Sect-2	Speed	Sect-3	Speed	TopSpeed	laptime pit	lap	Sect-1	Speed	Sect-2	Speed	Sect-3	Speed	Topspeed	laptime pit
1	33.364	91.9	44.431		23.788	116.5		1:41.583	6	30.751	96.3	43.030		23.389	117.7		1:37.170
2	31.833	93.1	44.553		24.573	117.9		1:40.959	7	30.176	96.1	43.468		22.960	120.0		1:36.604
3	30.708	96.1	43.768		22.996	119.4		1:37.472	8	30.156	96.6	42.930		49.243	98.4		2:02.329
4	30.800	93.6	43.492		22.701	119.6		1:36.993	9	31.072	95.8	44.112		22.930	119.2		1:38.114
5	30.593	96.1	43.030		22.865	118.5		1:36.488	10								

Session Start: 13:36:24 - Finish: 14:01:26
Weather/Track Conditions: Cloud/Dry
Circuit: Brands Hatch Grand Prix Circuit
Track Length: 3.916 Km - 2.4330 miles

'Legends of Brands Hatch' Historic Race Meeting - 1 - 3 Jul 2016

HSCC Classic Formula 3 supported by MB Wheels

Qualifying for Race 4 - Sector Analysis

130 Gianpolo Poffe (FR3)									March 773										
lap	Sect-1	Speed	Sect-2	Speed	Sect-3	Speed	TopSpeed	laptime	pit	lap	Sect-1	Speed	Sect-2	Speed	Sect-3	Speed	Topspeed	laptime	pit
1	34.590	79.6	50.955		26.938	109.5		1:52.483		2	33.692	86.9	52.023		25.463	113.5		1:51.178	

145 Robert Pearson (D)									Van Diemen RF82										
lap	Sect-1	Speed	Sect-2	Speed	Sect-3	Speed	TopSpeed	laptime	pit	lap	Sect-1	Speed	Sect-2	Speed	Sect-3	Speed	Topspeed	laptime	pit
1	35.669	84.8	47.929		25.056	113.5		1:48.654		7	31.965	91.7	46.104		24.257	115.1		1:42.326	
2	32.337	90.3	47.061		24.735	114.1		1:44.133		8	35.151	86.9	45.747		24.355	114.5		1:45.253	
3	32.115	91.9	46.165		24.885	113.7		1:43.165		9	31.744	86.7	46.492		24.546	114.1		1:42.782	
4	33.215	88.5	46.244		24.442	114.5		1:43.901		10	32.306	86.0	46.288		24.815	114.3		1:43.409	
5	32.261	91.1	46.693		24.587	113.5		1:43.541		11	32.349	91.9	45.380		24.238	115.3		1:41.967	
6	33.509	91.0	46.937		24.272	114.9		1:44.718		12	32.207	92.2	45.465		24.166	113.9		1:41.838	

193 Rudolf Ernst (A)									Ralt RT1										
lap	Sect-1	Speed	Sect-2	Speed	Sect-3	Speed	TopSpeed	laptime	pit	lap	Sect-1	Speed	Sect-2	Speed	Sect-3	Speed	Topspeed	laptime	pit
1	33.497	96.1	47.947		24.786	119.6		1:46.230		8	32.600	96.3	45.780		24.069	120.9		1:42.449	
2	33.021	97.7	47.394		24.974	119.4		1:45.389		9	32.802	92.4	48.480		27.024	104.9		1:48.306	
3	33.864	97.0	46.822		25.481	119.8		1:46.167		10	34.738	91.9	48.602		25.527	107.2		1:48.867	
4	32.518	95.6	46.744		25.547	120.4		1:44.809		11	34.078	71.9	47.427		24.898	109.7		1:46.403	
5	33.104	97.3	45.655		24.205	120.9		1:42.964		12	33.119	97.6	45.236		24.169	120.7		1:42.524	
6	32.669	96.2	45.464		24.110	121.3		1:42.243		13	32.328	97.6	44.949		24.114	122.4		1:41.391	
7	31.571	96.9	45.980		24.584	117.7		1:42.135		14									

214 Christian Olsen (A)									Martini MK39										
lap	Sect-1	Speed	Sect-2	Speed	Sect-3	Speed	TopSpeed	laptime	pit	lap	Sect-1	Speed	Sect-2	Speed	Sect-3	Speed	Topspeed	laptime	pit
1	32.418	97.9	44.984		23.306	122.4		1:40.708		8	31.510	100.0	42.203		22.608	122.9		1:36.321	
2	31.010	100.3	42.806		22.825	122.0		1:36.641		9	30.059	98.0	42.700		In			2:24.729	P
3	30.549	100.0	44.071		22.637	123.1		1:37.257		10	Out	99.0	41.980		22.484	123.5		1:37.842	
4	30.039	102.0	42.542		23.368	122.4		1:35.949		11	29.811	101.9	43.496		22.561	124.7		1:35.868	
5	30.773	99.5	41.908		22.542	123.5		1:35.223		12	30.095	100.2	42.257		22.836	122.9		1:35.188	
6	30.245	100.8	43.084		23.025	119.0		1:36.354		13	29.668	100.6	41.437		22.329	124.5		1:33.434	
7	30.036	101.1	42.417		22.814	121.8		1:35.267		14	29.527	101.7	41.077		22.346	123.5		1:32.950	

217 Tom Olsen (A)									Martini MK39										
lap	Sect-1	Speed	Sect-2	Speed	Sect-3	Speed	TopSpeed	laptime	pit	lap	Sect-1	Speed	Sect-2	Speed	Sect-3	Speed	Topspeed	laptime	pit
1	32.224	92.2	45.741		23.725	119.2		1:41.690		7	29.614	100.6	41.876		22.416	122.9		1:33.906	
2	32.737	92.4	43.674		24.004	120.9		1:40.415		8	32.646	91.2	43.151		23.288	120.7		1:39.085	
3	31.201	97.9	42.914		23.070	120.4		1:37.185		9	30.832	83.6	42.952		In			3:34.998	P
4	30.632	98.6	42.219		22.804	122.2		1:35.655		10	Out	91.5	45.057		22.645	123.1		1:44.113	
5	30.946	97.2	43.164		23.011	121.5		1:37.121		11	30.221	99.8	43.211		In			2:56.418	P
6	30.317	99.3	43.884		22.627	122.2		1:36.828		12	Out	79.1	45.281		24.200	108.6		1:43.696	

301 Marco Fumagalli (B)									GRD F373										
lap	Sect-1	Speed	Sect-2	Speed	Sect-3	Speed	TopSpeed	laptime	pit	lap	Sect-1	Speed	Sect-2	Speed	Sect-3	Speed	Topspeed	laptime	pit
1	38.392	78.6	53.475		27.204	111.5		1:59.071		8	32.146	93.8	47.427		24.923	111.8		1:44.496	
2	35.075	82.4	50.870		25.311	117.1		1:51.256		9	32.852	96.2	46.954		25.248	116.7		1:45.054	
3	32.897	95.1	47.987		26.086	116.3		1:46.970		10	33.165	91.0	47.065		25.469	117.1		1:45.699	
4	32.726	91.7	50.016		25.489	116.5		1:48.231		11	32.050	95.0	47.754		24.612	118.1		1:44.416	
5	34.341	79.7	48.588		25.138	116.9		1:48.067		12	31.924	96.3	47.605		25.196	116.7		1:44.725	
6	32.032	90.5	47.423		25.523	117.9		1:44.978		13	34.038	92.5	46.395		24.730	118.1		1:45.163	
7	33.015	95.9	46.452		24.844	118.5		1:44.311		14									

Session Start: 13:36:24 - Finish: 14:01:26
Weather/Track Conditions: Cloud/Dry
Circuit: Brands Hatch Grand Prix Circuit
Track Length: 3.916 Km - 2.4330 miles

'Legends of Brands Hatch' Historic Race Meeting - 1 - 3 Jul 2016

HSCC Classic Formula 3 supported by MB Wheels

Qualifying for Race 4 - Best Sector Times

POS	NO	DRIVER/S	Sector 1			Sector 2			Sector 3			IDEAL LAP	BEST LAP	On
			TIME	LAP	POS	TIME	LAP	POS	TIME	LAP	POS			
1	20	Gaius Ghinn	28.935	14	1	40.772	14	2	22.007	12	1	1:31.714	1:31.815	14
2	3	David Shaw	28.936	8	2	40.983	8	5	22.087	8	2	1:32.006	1:32.006	8
3	77	Ian Flux	29.140	9	5	40.797	9	3	22.215	10	4	1:32.152	1:32.319	9
4	21	Fred Lajoux	29.165	9	6	40.665	15	1	22.107	16	3	1:31.937	1:32.418	16
5	80	Valerio Leone	29.244	7	9	40.980	8	4	22.341	6	10	1:32.565	1:32.805	8
6	7	Richard Trott	29.198	15	7	41.119	9	9	22.308	14	6	1:32.625	1:32.834	14
7	214	Christian Olsen	29.527	14	13	41.077	14	6	22.329	13	8	1:32.933	1:32.950	14
8	2	Eric Martin	29.095	12	3	41.300	14	10	22.332	12	9	1:32.727	1:32.956	9
9	1	Maxim Bartell	29.207	13	8	41.107	15	7	22.292	11	5	1:32.606	1:32.977	13
10	33	Pascal Gerbout	29.134	9	4	41.530	10	11	22.312	10	7	1:32.976	1:33.514	10
11	25	Bernard Honnorat	29.559	9	14	41.110	13	8	22.482	5	13	1:33.151	1:33.855	13
12	217	Tom Olsen	29.614	7	15	41.876	7	15	22.416	7	12	1:33.906	1:33.906	7
13	82	Paul Smith	29.502	9	12	41.738	8	14	22.662	11	16	1:33.902	1:34.249	8
14	52	Fabrice Notari	30.044	8	18	41.671	6	13	22.407	6	11	1:34.122	1:34.280	8
15	81	Davide Leone	29.500	11	11	42.202	13	16	22.551	10	14	1:34.253	1:34.442	11
16	9	Ian Pearson	29.871	12	16	41.666	11	12	22.593	10	15	1:34.130	1:34.588	11
17	8	Cameron Jackson	29.304	9	10	42.337	7	17	22.934	6	20	1:34.575	1:35.029	7
18	63	Matthew Sturmer	29.906	15	17	42.436	15	18	22.853	13	19	1:35.195	1:35.213	15
19	30	Paul Dibden	30.572	7	24	42.869	8	20	22.669	12	17	1:36.110	1:36.377	8
20	122	Geoffrey Hoodless	30.156	8	20	42.930	8	21	22.701	4	18	1:35.787	1:36.488	5
21	29	Jonathan Price	30.256	13	23	42.750	13	19	23.102	10	21	1:36.108	1:36.769	13
22	15	Mick Whitehead	30.197	14	22	43.374	13	23	23.302	14	25	1:36.873	1:37.021	14
23	58	Pat Gormley	30.181	15	21	43.486	13	24	23.185	15	24	1:36.852	1:37.208	15
24	55	Francesco Macri	31.015	8	25	43.097	14	22	23.185	8	23	1:37.297	1:37.680	8
25	47	Adrian Langridge	30.092	9	19	44.179	9	27	23.380	12	26	1:37.651	1:37.790	9
26	11	Bruno Huber	31.058	14	27	43.819	14	25	23.159	14	22	1:38.036	1:38.036	14
27	28	Nick Taylor	31.174	14	29	43.984	14	26	23.738	14	28	1:38.896	1:38.896	14
28	70	Richard Smeeton	31.118	13	28	44.469	14	29	23.613	12	27	1:39.200	1:39.929	13
29	17	Chris Lord	31.046	5	26	44.901	3	31	23.818	4	30	1:39.765	1:40.049	5
30	51	Jennifer Ridgway	31.418	7	31	44.285	10	28	24.352	10	34	1:40.055	1:40.235	10
31	22	Laurent Vallery-Masson	31.294	2	30	45.427	2	34	23.799	1	29	1:40.520	1:40.939	2
32	193	Rudolf Ernst	31.571	7	32	44.949	13	32	24.069	8	31	1:40.589	1:41.391	13
33	27	Glenn Eagling	31.663	5	33	44.549	7	30	24.216	4	33	1:40.428	1:41.574	5
34	145	Robert Pearson	31.744	9	34	45.380	11	33	24.166	12	32	1:41.290	1:41.838	12
35	301	Marco Fumagalli	31.924	12	35	46.395	13	35	24.612	11	35	1:42.931	1:44.311	7
36	69	Albert Clements	32.414	12	36	47.755	13	36	25.181	11	36	1:45.350	1:46.079	13
37	130	Gianpolo Poffe	33.692	2	37	50.955	1	37	25.463	2	37	1:50.110	1:51.178	2
38	93	Angela Grasso	37.500	5	38	52.426	6	38	26.572	5	38	1:56.498	1:57.830	6

Session Start: 13:36:24 - Finish: 14:01:26

Weather/Track Conditions: Cloud/Dry

Circuit: Brands Hatch Grand Prix Circuit

Track Length: 3.916 Km - 2.4330 miles



'Legends of Brands Hatch' Historic Race Meeting - 1 - 3 Jul 2016

HSCC Classic Formula 3 supported by MB Wheels

Qualifying for Race 4 - Best Sector Speeds

	NO	SECTOR 1	MPH	NO	SECTOR 2	MPH	NO	SECTOR 3	MPH
1	15	Mick Whitehead	110.6		NO SPEED TRAP		3	David Shaw	125.1
2	2	Eric Martin	109.3				21	Fred Lajoux	124.9
3	20	Gaius Ghinn	106.9				214	Christian Olsen	124.7
4	21	Fred Lajoux	103.6				33	Pascal Gerbout	124.2
5	80	Valerio Leone	103.0				11	Bruno Huber	124.0
6	3	David Shaw	102.8				1	Maxim Bartell	123.5
7	81	Davide Leone	102.3				25	Bernard Honnorat	123.5
8	214	Christian Olsen	102.0				217	Tom Olsen	123.1
9	1	Maxim Bartell	101.6				81	Davide Leone	122.9
10	33	Pascal Gerbout	101.4				30	Paul Dibden	122.6
11	77	Ian Flux	101.1				52	Fabrice Notari	122.6
12	82	Paul Smith	101.1				80	Valerio Leone	122.6
13	25	Bernard Honnorat	100.8				82	Paul Smith	122.6
14	7	Richard Trott	100.6				193	Rudolf Ernst	122.4
15	217	Tom Olsen	100.6				20	Gaius Ghinn	122.0
16	8	Cameron Jackson	100.3				2	Eric Martin	121.8
17	52	Fabrice Notari	100.2				29	Jonathan Price	121.8
18	11	Bruno Huber	99.6				70	Richard Smeeton	121.5
19	30	Paul Dibden	99.5				77	Ian Flux	121.5
20	29	Jonathan Price	99.2				7	Richard Trott	121.3
21	55	Francesco Macri	98.2				55	Francesco Macri	121.1
22	63	Matthew Sturmer	97.7				22	Laurent Vallery-Masson	120.9
23	193	Rudolf Ernst	97.7				15	Mick Whitehead	120.4
24	70	Richard Smeeton	96.7				63	Matthew Sturmer	120.2
25	28	Nick Taylor	96.6				122	Geoffrey Hoodless	120.0
26	122	Geoffrey Hoodless	96.6				9	Ian Pearson	119.4
27	301	Marco Fumagalli	96.3				28	Nick Taylor	119.2
28	9	Ian Pearson	96.1				8	Cameron Jackson	119.0
29	17	Chris Lord	95.8				301	Marco Fumagalli	118.5
30	22	Laurent Vallery-Masson	95.8				17	Chris Lord	116.5
31	51	Jennifer Ridgway	95.4				51	Jennifer Ridgway	115.9
32	27	Glenn Eagling	94.6				58	Pat Gormley	115.5
33	47	Adrian Langridge	94.6				130	Gianpolo Poffe	115.5
34	58	Pat Gormley	94.2				47	Adrian Langridge	115.3
35	145	Robert Pearson	92.2				145	Robert Pearson	115.3
36	69	Albert Clements	90.0				27	Glenn Eagling	114.7
37	130	Gianpolo Poffe	86.9				69	Albert Clements	112.0
38	93	Angela Grasso	81.6				93	Angela Grasso	110.9

Session Start: 13:36:24 - Finish: 14:01:26

Weather/Track Conditions: Cloud/Dry

Circuit: Brands Hatch Grand Prix Circuit

Track Length: 3.916 Km - 2.4330 miles



'Legends of Brands Hatch' Historic Race Meeting - 1 - 3 Jul 2016

HSCC Classic Formula 3 supported by MB Wheels

Race 4 - Starting Grid

Sheet No:

Start Time : 11:15 - Heat Duration : 25 Minutes

19	37	130 Gianpolo Poffe	38	93 Angela Grasso
18	35	307 Marco Fumagalli	36	69 Albert Clements
17	33	27 Glenn Eagling	34	145 Robert Pearson
16	31	22 Laurent Vallery-Masson	32	193 Rudolf Ernst
15	29	17 Chris Lord	30	51 Jennifer Ridgway
14	27	28 Nick Taylor	28	70 Richard Smeeton
13	25	47 Adrian Langridge	26	11 Bruno Huber
12	23	58 Pat Gormley	24	55 Francesco Macri
11	21	29 Jonathan Price	22	15 Mick Whitehead
10	19	30 Paul Dibden	20	122 Geoffrey Hoodless
9	17	8 Cameron Jackson	18	63 Matthew Sturmer
8	15	81 Davide Leone	16	9 Ian Pearson
7	13	82 Paul Smith	14	52 Fabrice Notari
6	11	25 Bernard Honorat	12	217 Tom Olsen
5	9	1 Maxim Bartell	10	33 Pascal Gerbout
4	7	214 Christian Olsen	8	2 Eric Martin
3	5	80 Valerio Leone	6	7 Richard Trott
2	3	77 Ian Flux	4	21 Fred Lajoux
1	1	20 Gaius Ghinn	2	3 David Shaw

Pole Right



Circuit: Brands Hatch Grand Prix Circuit
Track Length: 3.916 Km - 2.4330 miles

These results are provisional until the conclusion of any judicial and technical matters.

Clerk of the Course: Julian Floyd	Timekeeper: Nick Palmer	Issued at:
--	--------------------------------	------------



'Legends of Brands Hatch' Historic Race Meeting - 1 - 3 Jul 2016

HSCC/FJHRA Historic Formula Junior Rear Engine 1960-1961

Qualifying for Race 8 - Classification

Sheet No:

POS	NO	DRIVER/S	CLASS	CLASS POS	CAR MAKE / MODEL	TIME	ON	LAPS	GAP	DIFF	MPH
1	55	Chris Drake	D2	1	Elva 300	1:45.107	7	8			83.33
2	71	James Hicks	D2	2	Caravelle Mk3	1:46.581	6	8	1.474	1.474	82.18
3	85	John Chisholm	D2	3	Gemini Mk3A	1:47.428	4	7	2.321	0.847	81.53
4	49	Ivo Goeckmann	D2	4	Jolus FJ	1:47.565	8	8	2.458	0.137	81.43
5	34	Nick Finburgh	C2	1	Envoy Mk1	1:48.777	5	7	3.670	1.212	80.52
6	73	Noel Woodford	D2	5	Gemini Mk3A	1:49.213	6	7	4.106	0.436	80.20
7	37	Andrew Taylor	C2	2	Cooper T56	1:49.281	5	8	4.174	0.068	80.15
8	63	Laine Martin	D2	6	Lotus 20	1:49.650	4	5	4.543	0.369	79.88
9	59	Peter De La Roche	D1	1	BMC Mk2	1:50.305	7	7	5.198	0.655	79.40
10	66	Alex Morton	D2	7	Ausper T3	1:50.339	5	7	5.232	0.034	79.38
11	14	Crispian Besley	C2	3	Cooper T56	1:50.871	5	7	5.764	0.532	79.00
12	48	Stuart Roach	C2	4	Condor SIII	1:51.831	2	3	6.724	0.960	78.32
13	46	Chris Alford	C2	5	Elva 200	1:51.985	5	7	6.878	0.154	78.21
14	43	Ian Simmonds	C2	6	Envoy Mk1	1:53.066	5	6	7.959	1.081	77.47
15	88	Kim Shearn	C2	7	Lotus 18	1:53.472	5	7	8.365	0.406	77.19
16	30	Trevor Griffiths	C2	8	Emeryson FJ	1:53.681	5	7	8.574	0.209	77.05
17	41	Peter Knoefel	C2	9	Emeryson FJ	1:55.931	4	7	10.824	2.250	75.55
18	90	Andrew Hayden	D2	8	Envoy Mk2	1:56.319	2	7	11.212	0.388	75.30
19	40	Chris Wilks	D2	9	Deep Sanderson 104	1:57.633	5	7	12.526	1.314	74.46
20	38	Gil Duffy	C2	10	Kieft FJ	1:57.920	2	7	12.813	0.287	74.28
21	77	Vernon Williamson	D1	2	Lynx T3	1:59.624	7	7	14.517	1.704	73.22
22	35	Andy Harrison	C2	11	Envoy Mk1	1:59.847	7	7	14.740	0.223	73.08
23	39	Simon Durling	C1	1	Lotus 18	2:01.251	6	7	16.144	1.404	72.24
24	149	Mike Gregory	C2	12	De Tomaso ISIS	2:06.343	5	6	21.236	5.092	69.33
25	89	Mike Peck	D2	10	Tojeiro FJ	2:08.270	6	6	23.163	1.927	68.28
26	47	Richard Utley	C1	2	Caravelle Mk1	2:12.138	6	6	27.031	3.868	66.28
27	67	Bob Birrell	D1	3	Lotus 20	2:13.694	4	6	28.587	1.556	65.51
28	147	Lorraine Gathercole	C1	3	Lotus 18	2:16.512	1	3	31.405	2.818	64.16
29	140	Michael Ashley-Brown	C2	13	Britannia FJ	2:17.826	5	5	32.719	1.314	63.55
30	97	Hans Ciers	D2	11	Lotus 20	2:19.635	1	6	34.528	1.809	62.73
31	94	Gregan Thruston	D1	4	Lotus 20						

Cars 34, 63 & 71 require working transponders - Regulation Q.12.2.1 refers.

Session Start: 14:08:31 - Finish: 14:23:33

Weather/Track Conditions: Cloud/Dry

Circuit: Brands Hatch Grand Prix Circuit

Track Length: 3.916 Km - 2.4330 miles

These results are provisional until the conclusion of any judicial and technical matters.

Clerk of the Course: Julian Floyd	Timekeeper: Nick Palmer	Issued at:
--	--------------------------------	------------

'Legends of Brands Hatch' Historic Race Meeting - 1 - 3 Jul 2016

HSCC/FJHRA Historic Formula Junior Rear Engine 1960-1961

Qualifying for Race 8 - Sector Analysis

14 Crispian Besley (C2)									Cooper T56										
lap	Sect-1	Speed	Sect-2	Speed	Sect-3	Speed	TopSpeed	laptime	pit	lap	Sect-1	Speed	Sect-2	Speed	Sect-3	Speed	Topspeed	laptime	pit
1	35.869	86.2	50.836		26.312	107.9		1:53.017		5	35.070	87.6	50.135		25.666	109.7		1:50.871	
2	36.011	86.7	50.339		25.768	109.3		1:52.118		6	34.789	86.5	50.638		26.102	108.6		1:51.529	
3	35.170	87.2	52.204		27.031	108.2		1:54.405		7	34.771	87.6	51.072		27.848	107.2		1:53.691	
4	36.182	86.7	49.262		25.749	109.7		1:51.193		8									

30 Trevor Griffiths (C2)									Emeryson FJ										
lap	Sect-1	Speed	Sect-2	Speed	Sect-3	Speed	TopSpeed	laptime	pit	lap	Sect-1	Speed	Sect-2	Speed	Sect-3	Speed	Topspeed	laptime	pit
1	37.109	81.9	52.469		27.742	102.8		1:57.320		5	35.395	83.4	51.447		26.839	104.1		1:53.681	
2	36.455	81.0	52.004		27.377	92.5		1:55.836		6	35.340	82.8	51.712		26.913	104.1		1:53.965	
3	40.558	68.8	54.656		28.066	104.1		2:03.280		7	35.623	83.2	51.329		27.373	104.9		1:54.325	
4	37.583	74.4	57.965		30.300	100.9		2:05.848		8									

34 Nick Finburgh (C2)									Envoy Mk1										
lap	Sect-1	Speed	Sect-2	Speed	Sect-3	Speed	TopSpeed	laptime	pit	lap	Sect-1	Speed	Sect-2	Speed	Sect-3	Speed	Topspeed	laptime	pit
1								2:06.100		5								1:48.777	
2								1:55.960		6								1:53.044	
3								1:50.164		7								1:52.111	
4								1:49.833		8									

35 Andy Harrison (C2)									Envoy Mk1										
lap	Sect-1	Speed	Sect-2	Speed	Sect-3	Speed	TopSpeed	laptime	pit	lap	Sect-1	Speed	Sect-2	Speed	Sect-3	Speed	Topspeed	laptime	pit
1	41.122	76.9	59.059		30.343	103.3		2:10.524		5	37.652	81.2	57.292		28.455	103.7		2:03.399	
2	39.582	79.0	56.887		29.796	105.2		2:06.265		6	38.313	80.0	54.624		28.622	104.9		2:01.559	
3	38.883	81.5	56.349		28.706	105.7		2:03.938		7	37.263	72.0	54.489		28.095	99.9		1:59.847	
4	37.807	75.7	54.949		29.541	103.1		2:02.297		8									

37 Andrew Taylor (C2)									Cooper T56										
lap	Sect-1	Speed	Sect-2	Speed	Sect-3	Speed	TopSpeed	laptime	pit	lap	Sect-1	Speed	Sect-2	Speed	Sect-3	Speed	Topspeed	laptime	pit
1	37.044	80.5	51.879		26.852	108.8		1:55.775		5	34.499	86.9	48.956		25.826	110.9		1:49.281	
2	34.852	86.8	50.385		27.913	108.1		1:53.150		6	34.589	87.4	49.718		26.313	110.2		1:50.620	
3	34.541	84.0	50.358		26.057	110.6		1:50.956		7	35.608	86.1	51.913		27.279	108.8		1:54.800	
4	34.339	87.2	50.005		26.265	110.4		1:50.609		8	34.563	85.0	50.672		26.077	109.7		1:51.312	

38 Gil Duffy (C2)									Kieft FJ										
lap	Sect-1	Speed	Sect-2	Speed	Sect-3	Speed	TopSpeed	laptime	pit	lap	Sect-1	Speed	Sect-2	Speed	Sect-3	Speed	Topspeed	laptime	pit
1	38.317	72.9	54.116		27.723	109.3		2:00.156		5	37.017	79.0	55.015		28.319	107.9		2:00.351	
2	37.097	81.4	53.049		27.774	108.1		1:57.920		6	36.874	79.8	53.632		28.130	104.1		1:58.636	
3	36.403	81.6	53.808		28.608	107.6		1:58.819		7	37.073	78.1	53.813		27.573	101.2		1:58.459	
4	36.536	79.9	54.722		27.711	107.0		1:58.969		8									

39 Simon Durling (C1)									Lotus 18										
lap	Sect-1	Speed	Sect-2	Speed	Sect-3	Speed	TopSpeed	laptime	pit	lap	Sect-1	Speed	Sect-2	Speed	Sect-3	Speed	Topspeed	laptime	pit
1	40.974	73.0	56.048		28.445	103.3		2:05.467		5	37.107	79.2	56.498		29.046	104.1		2:02.651	
2	38.883	79.2	55.359		28.795	104.1		2:03.037		6	38.004	82.7	55.063		28.184	105.0		2:01.251	
3	37.674	85.0	55.335		28.665	104.4		2:01.674		7	38.831	80.4	56.567		28.259	100.5		2:03.657	
4	37.558	83.6	55.232		28.797	105.4		2:01.587		8									

40 Chris Wilks (D2)									Deep Sanderson 104										
lap	Sect-1	Speed	Sect-2	Speed	Sect-3	Speed	TopSpeed	laptime	pit	lap	Sect-1	Speed	Sect-2	Speed	Sect-3	Speed	Topspeed	laptime	pit
1	37.992	78.6	53.927		27.900	105.2		1:59.819		5	36.529	81.9	53.462		27.642	106.0		1:57.633	
2	37.741	82.7	54.222		28.918	100.3		2:00.881		6	36.365	84.2	53.526		28.365	102.5		1:58.256	
3	37.301	82.1	54.261		28.675	102.3		2:00.237		7	37.763	81.4	53.180		28.353	101.2		1:59.296	
4	37.145	82.7	54.146		27.875	105.4		1:59.166		8									

Session Start: 14:08:31 - Finish: 14:23:33

Weather/Track Conditions: Cloud/Dry

Circuit: Brands Hatch Grand Prix Circuit

Track Length: 3.916 Km - 2.4330 miles

'Legends of Brands Hatch' Historic Race Meeting - 1 - 3 Jul 2016

HSCC/FJHRA Historic Formula Junior Rear Engine 1960-1961

Qualifying for Race 8 - Sector Analysis

41 Peter Knoefel (C2)									Emeryson FJ								
lap	Sect-1	Speed	Sect-2	Speed	Sect-3	Speed	TopSpeed	laptime pit	lap	Sect-1	Speed	Sect-2	Speed	Sect-3	Speed	Topspeed	laptime pit
1	37.378	74.4	53.019		27.248	100.6		1:57.645	5	38.153	76.3	53.613		26.867	107.4		1:58.633
2	37.202	84.4	52.744		27.501	106.7		1:57.447	6	36.284	80.1	53.239		27.601	105.9		1:57.124
3	37.938	79.1	54.416		26.771	107.7		1:59.125	7	36.754	80.3	52.338		27.052	107.9		1:56.144
4	36.451	79.4	52.942		26.538	108.1		1:55.931	8								

43 Ian Simmonds (C2)									Envoy Mk1								
lap	Sect-1	Speed	Sect-2	Speed	Sect-3	Speed	TopSpeed	laptime pit	lap	Sect-1	Speed	Sect-2	Speed	Sect-3	Speed	Topspeed	laptime pit
1	38.109	82.2	53.073		27.623	110.2		1:58.805	4	35.138	87.7	50.696		27.360	111.7		1:53.194
2	36.590	84.2	53.417		27.421	114.1		1:57.428	5	35.501	85.3	50.820		26.745	112.8		1:53.066
3	35.190	85.9	51.363		27.072	111.1		1:53.625	6	35.498	86.2	50.773		27.079	111.7		1:53.350

46 Chris Alford (C2)									Elva 200								
lap	Sect-1	Speed	Sect-2	Speed	Sect-3	Speed	TopSpeed	laptime pit	lap	Sect-1	Speed	Sect-2	Speed	Sect-3	Speed	Topspeed	laptime pit
1	37.900	78.2	52.928		27.513	106.9		1:58.341	5	35.192	86.7	49.871		26.922	109.1		1:51.985
2	35.981	83.6	51.138		26.966	109.7		1:54.085	6	36.027	81.7	51.140		26.363	108.8		1:53.530
3	35.631	84.1	51.278		26.682	109.1		1:53.591	7	36.348	87.7	50.876		26.598	109.5		1:53.822
4	35.563	86.1	50.434		26.505	109.3		1:52.502	8								

47 Richard Utley (C1)									Caravelle Mk1								
lap	Sect-1	Speed	Sect-2	Speed	Sect-3	Speed	TopSpeed	laptime pit	lap	Sect-1	Speed	Sect-2	Speed	Sect-3	Speed	Topspeed	laptime pit
1	44.949	66.4	1:03.478		32.042	90.9		2:20.469	4	42.243	72.9	1:01.611		31.689	89.4		2:15.543
2	42.453	72.8	1:03.679		31.556	81.1		2:17.688	5	42.943	65.7	1:01.053		30.403	93.8		2:14.399
3	45.503	65.8	1:01.467		31.564	90.6		2:18.534	6	40.699	66.5	1:00.863		30.576	87.8		2:12.138

48 Stuart Roach (C2)									Condor SIII								
lap	Sect-1	Speed	Sect-2	Speed	Sect-3	Speed	TopSpeed	laptime pit	lap	Sect-1	Speed	Sect-2	Speed	Sect-3	Speed	Topspeed	laptime pit
1	35.470	83.0	51.240		26.709	107.0		1:53.419	3	35.120	78.3	52.167		26.565	106.9		1:53.852
2	34.380	85.0	49.963		27.488	106.4		1:51.831	4								

49 Ivo Goeckmann (D2)									Jolus FJ								
lap	Sect-1	Speed	Sect-2	Speed	Sect-3	Speed	TopSpeed	laptime pit	lap	Sect-1	Speed	Sect-2	Speed	Sect-3	Speed	Topspeed	laptime pit
1	35.095	86.2	51.850		25.840	110.6		1:52.785	5	33.612	90.3	48.470		25.519	112.6		1:47.601
2	34.420	89.4	50.809		26.422	111.7		1:51.651	6	34.084	90.3	48.544		25.482	112.2		1:48.110
3	33.613	90.1	49.988		25.707	111.8		1:49.308	7	34.038	90.9	49.524		25.048	112.4		1:48.610
4	33.714	90.4	49.276		25.473	112.0		1:48.463	8	34.216	89.7	48.176		25.173	111.5		1:47.565

55 Chris Drake (D2)									Elva 300								
lap	Sect-1	Speed	Sect-2	Speed	Sect-3	Speed	TopSpeed	laptime pit	lap	Sect-1	Speed	Sect-2	Speed	Sect-3	Speed	Topspeed	laptime pit
1	34.326	91.0	47.900		26.600	114.5		1:48.826	5	33.020	92.1	47.330		24.920	115.7		1:45.270
2	33.715	91.7	48.500		27.136	114.1		1:49.351	6	33.431	90.7	47.692		26.583	114.3		1:47.706
3	33.514	92.0	47.862		25.375	113.7		1:46.751	7	32.964	91.5	47.085		25.058	114.3		1:45.107
4	34.688	90.1	47.898		24.972	114.3		1:47.558	8	33.641	90.9	47.576		24.917	113.2		1:46.134

59 Peter De La Roche (D1)									BMC Mk2								
lap	Sect-1	Speed	Sect-2	Speed	Sect-3	Speed	TopSpeed	laptime pit	lap	Sect-1	Speed	Sect-2	Speed	Sect-3	Speed	Topspeed	laptime pit
1	35.877	81.2	57.257		26.949	101.9		2:00.083	5	34.160	83.4	49.833		26.328	102.8		1:50.321
2	35.090	82.7	51.249		26.699	96.5		1:53.038	6	34.284	82.9	50.282		26.807	102.2		1:51.373
3	35.025	80.7	53.299		26.831	103.7		1:55.155	7	34.227	84.9	49.904		26.174	103.0		1:50.305
4	34.791	79.3	50.590		26.207	103.1		1:51.588	8								

63 Laine Martin (D2)									Lotus 20								
lap	Sect-1	Speed	Sect-2	Speed	Sect-3	Speed	TopSpeed	laptime pit	lap	Sect-1	Speed	Sect-2	Speed	Sect-3	Speed	Topspeed	laptime pit
1								1:51.721	4								1:49.650
2								1:52.706	5								3:35.170
3								1:50.773	6								

Session Start: 14:08:31 - Finish: 14:23:33

Weather/Track Conditions: Cloud/Dry

Circuit: Brands Hatch Grand Prix Circuit

Track Length: 3.916 Km - 2.4330 miles

'Legends of Brands Hatch' Historic Race Meeting - 1 - 3 Jul 2016

HSCC/FJHRA Historic Formula Junior Rear Engine 1960-1961

Qualifying for Race 8 - Sector Analysis

66 Alex Morton (D2)									Ausper T3								
lap	Sect-1	Speed	Sect-2	Speed	Sect-3	Speed	TopSpeed	laptime pit	lap	Sect-1	Speed	Sect-2	Speed	Sect-3	Speed	Topspeed	laptime pit
1	38.040	82.9	50.892		26.563	112.6		1:55.495	5	34.994	85.1	49.156		26.189	114.7		1:50.339
2	35.583	84.7	49.438		26.861	110.7		1:51.882	6	34.847	83.1	49.388		26.126	112.8		1:50.361
3	35.370	84.3	51.461		27.732	113.3		1:54.563	7	34.898	82.8	50.189		26.307	112.8		1:51.394
4	35.062	83.1	51.924		28.067	111.3		1:55.053	8								

67 Bob Birrell (D1)									Lotus 20								
lap	Sect-1	Speed	Sect-2	Speed	Sect-3	Speed	TopSpeed	laptime pit	lap	Sect-1	Speed	Sect-2	Speed	Sect-3	Speed	Topspeed	laptime pit
1	44.680	57.5	1:05.384		33.980	68.8		2:24.044	4	41.954	61.5	1:00.172		31.568	88.6		2:13.694
2	47.660	58.6	1:08.373		34.179	81.1		2:30.212	5	40.940	67.4	1:02.614		31.712	90.3		2:15.266
3	44.776	59.8	1:04.503		32.306	90.0		2:21.585	6	43.180	56.8	1:09.134		32.139	86.2		2:24.453

71 James Hicks (D2)									Caravelle Mk3								
lap	Sect-1	Speed	Sect-2	Speed	Sect-3	Speed	TopSpeed	laptime pit	lap	Sect-1	Speed	Sect-2	Speed	Sect-3	Speed	Topspeed	laptime pit
1								1:52.344	5								1:47.608
2								1:49.842	6								1:46.581
3								1:48.298	7								1:46.731
4								1:49.340	8								1:46.646

73 Noel Woodford (D2)									Gemini Mk3A								
lap	Sect-1	Speed	Sect-2	Speed	Sect-3	Speed	TopSpeed	laptime pit	lap	Sect-1	Speed	Sect-2	Speed	Sect-3	Speed	Topspeed	laptime pit
1	36.999	79.0	52.978		27.047	100.6		1:57.024	5	34.309	92.1	49.507		25.700	115.7		1:49.516
2	37.280	82.5	50.890		26.975	95.6		1:55.145	6	34.269	93.8	49.640		25.304	108.2		1:49.213
3	39.591	83.7	50.698		26.332	110.9		1:56.621	7	35.205	92.7	49.807		27.367	113.0		1:52.379
4	36.189	92.0	49.179		25.474	116.3		1:50.842	8								

77 Vernon Williamson (D1)									Lynx T3								
lap	Sect-1	Speed	Sect-2	Speed	Sect-3	Speed	TopSpeed	laptime pit	lap	Sect-1	Speed	Sect-2	Speed	Sect-3	Speed	Topspeed	laptime pit
1	42.138	70.5	57.994		29.747	97.6		2:09.879	5	39.245	77.5	57.623		29.427	100.9		2:06.295
2	39.193	73.8	59.159		29.215	96.5		2:07.567	6	37.990	78.5	55.603		28.172	100.0		2:01.765
3	40.560	74.4	56.247		28.861	102.3		2:05.668	7	37.841	81.9	53.414		28.369	100.5		1:59.624
4	39.626	78.7	54.470		29.996	97.7		2:04.092	8								

85 John Chisholm (D2)									Gemini Mk3A								
lap	Sect-1	Speed	Sect-2	Speed	Sect-3	Speed	TopSpeed	laptime pit	lap	Sect-1	Speed	Sect-2	Speed	Sect-3	Speed	Topspeed	laptime pit
1	34.538	89.3	49.133		25.808	114.1		1:49.479	5	34.081	88.9	48.206		25.165	116.3		1:47.452
2	34.372	87.9	50.846		25.469	115.5		1:50.687	6	33.443	86.0	49.879		25.730	110.7		1:49.052
3	34.775	92.0	49.172		25.577	115.3		1:49.524	7	34.118	89.8	48.431		25.086	114.7		1:47.635
4	33.501	87.6	48.723		25.204	116.9		1:47.428	8								

88 Kim Shearn (C2)									Lotus 18								
lap	Sect-1	Speed	Sect-2	Speed	Sect-3	Speed	TopSpeed	laptime pit	lap	Sect-1	Speed	Sect-2	Speed	Sect-3	Speed	Topspeed	laptime pit
1	38.123	78.8	55.389		28.286	106.5		2:01.798	5	35.514	86.1	50.961		26.997	108.9		1:53.472
2	36.603	81.9	52.852		27.048	108.8		1:56.503	6	35.924	72.7	51.762		26.992	109.8		1:54.678
3	35.894	82.7	53.237		27.828	110.4		1:56.959	7	35.912	87.2	53.106		26.764	107.7		1:55.782
4	36.302	87.4	51.986		27.622	109.3		1:55.910	8								

89 Mike Peck (D2)									Tojeiro FJ								
lap	Sect-1	Speed	Sect-2	Speed	Sect-3	Speed	TopSpeed	laptime pit	lap	Sect-1	Speed	Sect-2	Speed	Sect-3	Speed	Topspeed	laptime pit
1	42.461	72.1	1:04.280		31.368	95.8		2:18.109	4	39.501	80.0	59.220		30.573	94.0		2:09.294
2	41.100	70.9	1:02.249		31.665	92.5		2:15.014	5	40.726	75.2	1:00.535		29.500	95.1		2:10.761
3	41.184	78.0	1:01.877		30.226	99.2		2:13.287	6	38.617	83.2	59.102		30.551	88.8		2:08.270

90 Andrew Hayden (D2)									Envoy Mk2								
lap	Sect-1	Speed	Sect-2	Speed	Sect-3	Speed	TopSpeed	laptime pit	lap	Sect-1	Speed	Sect-2	Speed	Sect-3	Speed	Topspeed	laptime pit
1	38.160	76.3	54.416		27.704	111.5		2:00.280	5	38.366	73.3	54.210		27.553	112.6		2:00.129
2	35.641	84.2	53.106		27.572	110.7		1:56.319	6	35.761	85.6	54.465		27.377	112.6		1:57.603
3	36.394	83.9	53.218		28.057	112.0		1:57.669	7	36.832	86.4	52.838		26.933	112.4		1:56.603
4	38.207	72.6	53.808		27.667	110.9		1:59.682	8								

Session Start: 14:08:31 - Finish: 14:23:33

Weather/Track Conditions: Cloud/Dry

Circuit: Brands Hatch Grand Prix Circuit

Track Length: 3.916 Km - 2.4330 miles

'Legends of Brands Hatch' Historic Race Meeting - 1 - 3 Jul 2016

HSCC/FJHRA Historic Formula Junior Rear Engine 1960-1961

Qualifying for Race 8 - Sector Analysis

94 Gregan Thruston (D1)									Lotus 20										
lap	Sect-1	Speed	Sect-2	Speed	Sect-3	Speed	TopSpeed	laptime	pit	lap	Sect-1	Speed	Sect-2	Speed	Sect-3	Speed	Topspeed	laptime	pit

97 Hans Ciers (D2)									Lotus 20										
lap	Sect-1	Speed	Sect-2	Speed	Sect-3	Speed	TopSpeed	laptime	pit	lap	Sect-1	Speed	Sect-2	Speed	Sect-3	Speed	Topspeed	laptime	pit
1	42.365	65.4	1:01.960		35.310	90.4		2:19.635		4	46.299	61.0	1:10.008		34.989	84.6		2:31.296	
2	42.675	59.4	1:04.685		34.722	84.8		2:22.082		5	43.991	67.4	1:05.862		32.056	88.6		2:21.909	
3	46.289	62.9	1:08.735		33.487	90.6		2:28.511		6	46.728	61.9	1:07.097		35.439	76.5		2:29.264	

140 Michael Ashley-Brown (C2)									Britannia FJ										
lap	Sect-1	Speed	Sect-2	Speed	Sect-3	Speed	TopSpeed	laptime	pit	lap	Sect-1	Speed	Sect-2	Speed	Sect-3	Speed	Topspeed	laptime	pit
1	47.617	57.7	1:06.743		33.387	90.7		2:27.747		4	43.249	66.0	1:03.923		33.034	94.8		2:20.206	
2	43.372	67.6	1:07.404		34.427	92.1		2:25.203		5	43.180	65.4	1:02.503		32.143	93.4		2:17.826	
3	42.836	61.4	1:09.041		33.637	89.7		2:25.514		6									

147 Lorraine Gathercole (C1)									Lotus 18										
lap	Sect-1	Speed	Sect-2	Speed	Sect-3	Speed	TopSpeed	laptime	pit	lap	Sect-1	Speed	Sect-2	Speed	Sect-3	Speed	Topspeed	laptime	pit
1	42.942	69.7	1:01.558		32.012	87.8		2:16.512		3	Out	76.3	56.784		28.725	99.6		2:09.302	
2	42.679	71.4	1:01.913		In			9:16.634	P	4									

149 Mike Gregory (C2)									De Tomaso ISIS										
lap	Sect-1	Speed	Sect-2	Speed	Sect-3	Speed	TopSpeed	laptime	pit	lap	Sect-1	Speed	Sect-2	Speed	Sect-3	Speed	Topspeed	laptime	pit
1	39.485	78.8	56.960		30.009	95.1		2:06.454		4	39.290	76.8	57.825		30.824	101.1		2:07.939	
2	39.741	80.3	58.288		30.583	94.6		2:08.612		5	38.789	78.8	57.676		29.878	100.5		2:06.343	
3	40.026	80.1	57.152		29.831	103.7		2:07.009		6	39.118	81.0	57.111		30.357	100.2		2:06.586	

Session Start: 14:08:31 - Finish: 14:23:33
Weather/Track Conditions: Cloud/Dry
Circuit: Brands Hatch Grand Prix Circuit
Track Length: 3.916 Km - 2.4330 miles

'Legends of Brands Hatch' Historic Race Meeting - 1 - 3 Jul 2016

HSCC/FJHRA Historic Formula Junior Rear Engine 1960-1961

Qualifying for Race 8 - Best Sector Times

POS	NO	DRIVER/S	Sector 1			Sector 2			Sector 3			IDEAL LAP	BEST LAP	On
			TIME	LAP	POS	TIME	LAP	POS	TIME	LAP	POS			
1	55	Chris Drake	32.964	7	1	47.085	7	1	24.917	8	1	1:44.966	1:45.107	7
2	71	James Hicks											1:46.581	6
3	85	John Chisholm	33.443	6	2	48.206	5	3	25.086	7	3	1:46.735	1:47.428	4
4	49	Ivo Goeckmann	33.612	5	3	48.176	8	2	25.048	7	2	1:46.836	1:47.565	8
5	34	Nick Finburgh											1:48.777	5
6	73	Noel Woodford	34.269	6	5	49.179	4	6	25.304	6	4	1:48.752	1:49.213	6
7	37	Andrew Taylor	34.339	4	6	48.956	5	4	25.826	5	6	1:49.121	1:49.281	5
8	63	Laine Martin											1:49.650	4
9	59	Peter De La Roche	34.160	5	4	49.833	5	9	26.174	7	8	1:50.167	1:50.305	7
10	66	Alex Morton	34.847	6	9	49.156	5	5	26.126	6	7	1:50.129	1:50.339	5
11	14	Crispian Besley	34.771	7	8	49.262	4	7	25.666	5	5	1:49.699	1:50.871	5
12	48	Stuart Roach	34.380	2	7	49.664	4	8	26.565	3	11	1:50.609	1:51.831	2
13	46	Chris Alford	35.192	5	11	49.871	5	10	26.363	6	9	1:51.426	1:51.985	5
14	43	Ian Simmonds	35.138	4	10	50.696	4	11	26.745	5	12	1:52.579	1:53.066	5
15	88	Kim Shearn	35.514	5	13	50.961	5	12	26.764	7	13	1:53.239	1:53.472	5
16	30	Trevor Griffiths	35.340	6	12	51.329	7	13	26.839	5	14	1:53.508	1:53.681	5
17	41	Peter Knoefel	36.284	6	15	52.338	7	14	26.538	4	10	1:55.160	1:55.931	4
18	90	Andrew Hayden	35.641	2	14	52.838	7	15	26.933	7	15	1:55.412	1:56.319	2
19	40	Chris Wilks	36.365	6	16	53.180	7	17	27.642	5	17	1:57.187	1:57.633	5
20	38	Gil Duffy	36.403	3	17	53.049	2	16	27.573	7	16	1:57.025	1:57.920	2
21	77	Vernon Williamson	37.841	7	20	53.414	7	18	28.172	6	19	1:59.427	1:59.624	7
22	35	Andy Harrison	37.263	7	19	54.489	7	19	28.095	7	18	1:59.847	1:59.847	7
23	39	Simon Durling	37.107	5	18	55.063	6	20	28.184	6	20	2:00.354	2:01.251	6
24	149	Mike Gregory	38.789	5	22	56.960	1	22	29.800	0	23	2:05.549	2:06.343	5
25	89	Mike Peck	38.617	6	21	59.102	6	23	29.500	5	22	2:07.219	2:08.270	6
26	47	Richard Utley	40.699	6	23	1:00.863	6	25	30.403	5	24	2:11.965	2:12.138	6
27	67	Bob Birrell	40.940	5	24	1:00.172	4	24	31.568	4	25	2:12.680	2:13.694	4
28	147	Lorraine Gathercole	42.679	2	26	56.784	3	21	28.725	3	21	2:08.188	2:16.512	1
29	140	Michael Ashley-Brown	42.836	3	27	1:02.503	5	27	32.143	5	27	2:17.482	2:17.826	5
30	97	Hans Ciers	42.365	1	25	1:01.960	1	26	32.056	5	26	2:16.381	2:19.635	1
31	94	Gregan Thruston												

Session Start: 14:08:31 - Finish: 14:23:33

Weather/Track Conditions: Cloud/Dry

Circuit: Brands Hatch Grand Prix Circuit

Track Length: 3.916 Km - 2.4330 miles



'Legends of Brands Hatch' Historic Race Meeting - 1 - 3 Jul 2016

HSCC/FJHRA Historic Formula Junior Rear Engine 1960-1961

Qualifying for Race 8 - Best Sector Speeds

	NO	SECTOR 1	MPH	NO	SECTOR 2	MPH	NO	SECTOR 3	MPH
1	73	Noel Woodford	93.8		NO SPEED TRAP		85	John Chisholm	116.9
2	55	Chris Drake	92.1				73	Noel Woodford	116.3
3	85	John Chisholm	92.0				55	Chris Drake	115.7
4	49	Ivo Goeckmann	90.9				66	Alex Morton	114.7
5	43	Ian Simmonds	87.7				43	Ian Simmonds	114.1
6	46	Chris Alford	87.7				49	Ivo Goeckmann	112.6
7	14	Crispian Besley	87.6				90	Andrew Hayden	112.6
8	37	Andrew Taylor	87.4				37	Andrew Taylor	110.9
9	88	Kim Shearn	87.4				88	Kim Shearn	110.4
10	90	Andrew Hayden	86.4				14	Crispian Besley	109.7
11	66	Alex Morton	85.1				46	Chris Alford	109.7
12	39	Simon Durling	85.0				38	Gil Duffy	109.3
13	48	Stuart Roach	85.0				41	Peter Knoefel	108.1
14	59	Peter De La Roche	84.9				48	Stuart Roach	107.0
15	41	Peter Knoefel	84.4				40	Chris Wilks	106.0
16	40	Chris Wilks	84.2				35	Andy Harrison	105.7
17	30	Trevor Griffiths	83.4				39	Simon Durling	105.4
18	89	Mike Peck	83.2				30	Trevor Griffiths	104.9
19	77	Vernon Williamson	81.9				59	Peter De La Roche	103.7
20	38	Gil Duffy	81.6				149	Mike Gregory	103.7
21	35	Andy Harrison	81.5				77	Vernon Williamson	102.3
22	149	Mike Gregory	81.0				147	Lorraine Gathercole	99.6
23	147	Lorraine Gathercole	76.3				89	Mike Peck	99.2
24	94	Gregan Thruston	73.6				140	Michael Ashley-Brown	94.8
25	47	Richard Utley	72.9				47	Richard Utley	93.8
26	140	Michael Ashley-Brown	67.6				97	Hans Ciers	90.6
27	67	Bob Birrell	67.4				67	Bob Birrell	90.3
28	97	Hans Ciers	67.4				34	Nick Finburgh	0.0
29	34	Nick Finburgh	0.0				42	Jeremy Deeley	0.0
30	42	Jeremy Deeley	0.0				58	Will Mitcham	0.0
31	58	Will Mitcham	0.0				63	Laine Martin	0.0
32	63	Laine Martin	0.0				71	James Hicks	0.0
33	71	James Hicks	0.0				87	Andrew Wilkinson	0.0
34	87	Andrew Wilkinson	0.0				94	Gregan Thruston	0.0
35	138	Pierre Guichard	0.0				138	Pierre Guichard	0.0

Session Start: 14:08:31 - Finish: 14:23:33

Weather/Track Conditions: Cloud/Dry

Circuit: Brands Hatch Grand Prix Circuit

Track Length: 3.916 Km - 2.4330 miles



'Legends of Brands Hatch' Historic Race Meeting - 1 - 3 Jul 2016

HGPCA Pre '66 Grand Prix Cars Qualifying for Race 9 - Classification

Sheet No:

POS	NO	DRIVER/S	CLASS	CLASS POS	CAR MAKE / MODEL	TIME	ON	LAPS	GAP	DIFF	MPH
1	24	Miles Griffiths	11	1	Lotus 24	1:41.784	6	6			86.05
2	11	Jon Fairley	12	1	Brabham BT11/19	1:42.052	10	11	0.268	0.268	85.83
3	12	Rudi Friedrichs	7B	1	Cooper T53	1:43.085	10	11	1.301	1.033	84.97
4	37	Eddy Perk	10	1	Heron F1	1:43.774	10	10	1.990	0.689	84.40
5	2	Rod Jolley	7B	2	Cooper T45/51	1:43.931	10	10	2.147	0.157	84.27
6	29	Nick Fennell	11	2	Lotus 25	1:44.564	10	10	2.780	0.633	83.76
7	71	Alan Baillie	10	2	Cooper T71/73	1:47.845	8	10	6.061	3.281	81.22
8	61	Rainer Ott	12	2	Cooper T53	1:48.071	9	10	6.287	0.226	81.05
9	14	Malcolm Cook	9	1	Cooper T43	1:48.664	8	10	6.880	0.593	80.60
10	8	Tony Ditheridge	9	2	Cooper T45	1:50.465	7	10	8.681	1.801	79.29
11	5	Tony Smith	7B	3	Cooper T51	1:50.930	10	10	9.146	0.465	78.96
12	15	David Wenman	INV	1	Cooper Bristol Mk1	1:53.066	8	10	11.282	2.136	77.47
13	47	Brian Jolliffe	9	3	Cooper T45	1:53.252	3	9	11.468	0.186	77.34
14	7	Paul Griffin	7B	4	Cooper T51	1:53.643	4	5	11.859	0.391	77.07
15	16	Charles McCabe	11	3	BRM P57	1:54.929	10	10	13.145	1.286	76.21
16	22	Peter Horsman	12	3	Lotus 18/21	1:56.340	2	2	14.556	1.411	75.29
17	45	Scotty Taylor	7C	1	Cooper T45	1:56.394	5	9	14.610	0.054	75.25
18	41	Brian Maile	7C	2	Cooper T41	1:59.678	7	9	17.894	3.284	73.19
19	18	Will Nuthall	12	4	Cooper T53						
20	28	Anthony Goddard	10	3	Cooper-Alfa T56/59						

Session Start: 14:35:44 - Finish: 14:55:35
Weather/Track Conditions: Cloud/Dry
Circuit: Brands Hatch Grand Prix Circuit
Track Length: 3.916 Km - 2.4330 miles

These results are provisional until the conclusion of any judicial and technical matters.

Clerk of the Course: Julian Floyd	Timekeeper: Nick Palmer	Issued at:
--	--------------------------------	------------

'Legends of Brands Hatch' Historic Race Meeting - 1 - 3 Jul 2016

HGPCA Pre '66 Grand Prix Cars

Qualifying for Race 9 - Sector Analysis

2 Rod Jolley (7B)									Cooper T45/51								
lap	Sect-1	Speed	Sect-2	Speed	Sect-3	Speed	TopSpeed	laptime pit	lap	Sect-1	Speed	Sect-2	Speed	Sect-3	Speed	Topspeed	laptime pit
1	35.928	84.2	50.795		25.858	121.8		1:52.581	6	33.093	92.6	47.838		25.817	123.5		1:46.748
2	35.713	88.6	49.048		25.341	126.3		1:50.102	7	33.645	82.6	47.049		24.339	127.8		1:45.033
3	34.430	87.4	49.343		25.053	123.1		1:48.826	8	33.421	96.9	46.477		24.396	129.2		1:44.294
4	34.076	87.7	47.127		24.798	126.3		1:46.001	9	33.590	94.6	46.437		24.334	128.0		1:44.361
5	33.650	90.6	47.733		24.655	127.0		1:46.038	10	33.549	88.4	46.262		24.120	125.6		1:43.931

5 Tony Smith (7B)									Cooper T51								
lap	Sect-1	Speed	Sect-2	Speed	Sect-3	Speed	TopSpeed	laptime pit	lap	Sect-1	Speed	Sect-2	Speed	Sect-3	Speed	Topspeed	laptime pit
1	38.997	78.5	54.567		27.995	112.8		2:01.559	6	36.249	87.2	51.347		26.865	117.7		1:54.461
2	38.385	80.0	52.744		27.069	118.3		1:58.198	7	35.813	90.0	50.410		27.022	120.0		1:53.245
3	37.081	82.3	52.962		27.269	117.5		1:57.312	8	35.600	90.9	49.851		26.654	119.0		1:52.105
4	36.893	83.9	52.501		27.193	119.0		1:56.587	9	35.931	90.4	49.820		26.367	120.0		1:52.118
5	36.558	83.9	51.237		27.213	119.0		1:55.008	10	35.483	90.4	49.436		26.011	121.1		1:50.930

7 Paul Griffin (7B)									Cooper T51								
lap	Sect-1	Speed	Sect-2	Speed	Sect-3	Speed	TopSpeed	laptime pit	lap	Sect-1	Speed	Sect-2	Speed	Sect-3	Speed	Topspeed	laptime pit
1	39.273	85.0	51.100		27.070	109.1		2:00.443	4	36.137	87.9	50.867		26.639	108.1		1:53.643
2	36.729	86.5	53.975		27.293	97.7		1:57.997	5	37.270	87.7	51.010		26.519	115.7		1:54.799
3	36.602	91.9	50.879		26.599	110.0		1:54.080	6								

8 Tony Ditheridge (9)									Cooper T45								
lap	Sect-1	Speed	Sect-2	Speed	Sect-3	Speed	TopSpeed	laptime pit	lap	Sect-1	Speed	Sect-2	Speed	Sect-3	Speed	Topspeed	laptime pit
1	37.941	78.7	51.272		27.502	110.4		1:56.715	6	35.030	84.0	51.469		27.574	112.6		1:54.073
2	36.745	85.8	50.824		26.039	115.9		1:53.608	7	35.390	86.9	49.233		25.842	115.5		1:50.465
3	35.395	80.9	50.424		26.100	116.1		1:51.919	8	35.464	83.6	49.696		26.031	113.0		1:51.191
4	35.166	81.9	49.967		25.972	116.5		1:51.105	9	35.826	83.9	50.751		27.451	100.8		1:54.028
5	35.299	82.5	50.528		26.211	115.1		1:52.038	10	37.741	83.5	53.926		27.143	99.7		1:58.810

11 Jon Fairley (12)									Brabham BT11/19								
lap	Sect-1	Speed	Sect-2	Speed	Sect-3	Speed	TopSpeed	laptime pit	lap	Sect-1	Speed	Sect-2	Speed	Sect-3	Speed	Topspeed	laptime pit
1	35.627	89.8	49.284		25.165	125.6		1:50.076	7	32.262	92.5	47.994		24.966	126.3		1:45.222
2	34.020	94.6	47.135		24.308	128.5		1:45.463	8	33.098	97.4	48.373		24.207	128.2		1:45.678
3	32.524	100.0	47.576		24.142	129.5		1:44.242	9	32.500	98.0	46.247		23.627	131.5		1:42.374
4	32.409	102.0	47.997		24.108	128.7		1:44.514	10	32.289	102.5	45.988		23.775	130.0		1:42.052
5	32.426	99.2	47.574		23.906	129.2		1:43.906	11	32.205	103.9	46.718		24.383	124.2		1:43.306
6	32.932	97.3	46.934		24.022	130.0		1:43.888	12								

12 Rudi Friedrichs (7B)									Cooper T53								
lap	Sect-1	Speed	Sect-2	Speed	Sect-3	Speed	TopSpeed	laptime pit	lap	Sect-1	Speed	Sect-2	Speed	Sect-3	Speed	Topspeed	laptime pit
1	34.190	95.0	46.905		25.185	123.1		1:46.280	7	32.727	99.5	46.234		24.820	127.0		1:43.781
2	33.776	93.6	47.344		24.757	125.4		1:45.877	8	33.467	91.9	46.839		24.453	127.0		1:44.759
3	33.443	90.6	47.364		24.666	125.1		1:45.473	9	34.259	92.0	46.811		24.509	127.3		1:45.579
4	33.337	94.8	47.107		25.241	127.0		1:45.685	10	32.900	97.3	46.005		24.180	128.0		1:43.085
5	34.262	96.2	47.328		24.819	127.0		1:46.409	11	33.445	97.4	45.789		24.404	126.6		1:43.638
6	33.449	91.0	47.192		25.257	125.6		1:45.898	12								

14 Malcolm Cook (9)									Cooper T43								
lap	Sect-1	Speed	Sect-2	Speed	Sect-3	Speed	TopSpeed	laptime pit	lap	Sect-1	Speed	Sect-2	Speed	Sect-3	Speed	Topspeed	laptime pit
1	37.508	79.6	52.161		26.713	121.1		1:56.382	6	34.946	88.1	49.711		25.440	122.0		1:50.097
2	35.987	83.2	49.834		25.914	121.3		1:51.735	7	35.422	83.1	49.139		26.051	121.5		1:50.612
3	36.137	81.4	49.894		25.684	122.9		1:51.715	8	34.542	92.5	48.638		25.484	122.4		1:48.664
4	35.114	89.9	48.932		25.757	122.2		1:49.803	9	34.471	94.8	48.985		25.467	123.1		1:48.923
5	34.655	86.7	48.950		25.612	121.8		1:49.217	10	34.604	91.4	49.764		26.012	120.2		1:50.380

Session Start: 14:35:44 - Finish: 14:55:35
Weather/Track Conditions: Cloud/Dry
Circuit: Brands Hatch Grand Prix Circuit
Track Length: 3.916 Km - 2.4330 miles

'Legends of Brands Hatch' Historic Race Meeting - 1 - 3 Jul 2016

HGPCA Pre '66 Grand Prix Cars

Qualifying for Race 9 - Sector Analysis

15 David Wenman (INV)									Cooper Bristol Mk1										
lap	Sect-1	Speed	Sect-2	Speed	Sect-3	Speed	TopSpeed	laptime	pit	lap	Sect-1	Speed	Sect-2	Speed	Sect-3	Speed	Topspeed	laptime	pit
1	38.699	79.2	56.300		28.318	105.7		2:03.317		6	36.612	78.9	53.435		27.981	106.0		1:58.028	
2	37.176	77.9	54.328		28.278	103.3		1:59.782		7	36.065	79.8	51.760		27.002	<u>108.1</u>		1:54.827	
3	36.984	<u>83.3</u>	53.060		27.371	105.5		1:57.415		8	35.726	82.0	50.462		26.878	107.0		1:53.066	
4	36.230	78.9	54.129		27.810	<u>108.1</u>		1:58.169		9	37.101	78.3	52.219		27.379	105.9		1:56.699	
5	36.421	79.3	51.424		27.028	106.2		1:54.873		10	35.436	81.9	50.976		26.818	103.9		1:53.230	

16 Charles McCabe (11)									BRM P57										
lap	Sect-1	Speed	Sect-2	Speed	Sect-3	Speed	TopSpeed	laptime	pit	lap	Sect-1	Speed	Sect-2	Speed	Sect-3	Speed	Topspeed	laptime	pit
1	38.943	77.8	57.933		28.099	102.6		2:04.975		6	37.120	85.1	55.027		28.171	108.2		2:00.318	
2	37.817	86.0	56.158		27.118	107.7		2:01.093		7	35.513	84.3	53.946		26.927	108.1		1:56.386	
3	37.178	88.1	55.627		28.738	103.7		2:01.543		8	36.603	84.0	52.775		26.736	109.7		1:56.114	
4	37.184	83.6	56.336		27.276	108.6		2:00.796		9	36.239	82.8	53.622		26.993	<u>113.0</u>		1:56.854	
5	38.383	80.1	55.746		27.232	108.4		2:01.361		10	35.914	<u>92.7</u>	52.222		26.793	110.6		1:54.929	

18 Will Nuthall (12)									Cooper T53										
lap	Sect-1	Speed	Sect-2	Speed	Sect-3	Speed	TopSpeed	laptime	pit	lap	Sect-1	Speed	Sect-2	Speed	Sect-3	Speed	Topspeed	laptime	pit

22 Peter Horsman (12)									Lotus 18/21										
lap	Sect-1	Speed	Sect-2	Speed	Sect-3	Speed	TopSpeed	laptime	pit	lap	Sect-1	Speed	Sect-2	Speed	Sect-3	Speed	Topspeed	laptime	pit
1	38.816	70.6	54.235		28.021	83.7		2:01.072		2	36.032	79.3	52.638		27.670	<u>84.1</u>		1:56.340	

24 Miles Griffiths (11)									Lotus 24										
lap	Sect-1	Speed	Sect-2	Speed	Sect-3	Speed	TopSpeed	laptime	pit	lap	Sect-1	Speed	Sect-2	Speed	Sect-3	Speed	Topspeed	laptime	pit
1	33.425	95.0	46.435		24.855	118.3		1:44.715		4	32.897	96.1	46.069		24.361	119.6		1:43.327	
2	32.878	96.9	45.474		24.362	119.6		1:42.714		5	32.583	<u>97.0</u>	47.688		24.779	119.4		1:45.050	
3	32.424	95.4	45.947		24.361	<u>119.8</u>		1:42.732		6	32.074	96.5	45.348		24.362	119.6		1:41.784	

28 Anthony Goddard (10)									Cooper-Alfa T56/59										
lap	Sect-1	Speed	Sect-2	Speed	Sect-3	Speed	TopSpeed	laptime	pit	lap	Sect-1	Speed	Sect-2	Speed	Sect-3	Speed	Topspeed	laptime	pit

29 Nick Fennell (11)									Lotus 25										
lap	Sect-1	Speed	Sect-2	Speed	Sect-3	Speed	TopSpeed	laptime	pit	lap	Sect-1	Speed	Sect-2	Speed	Sect-3	Speed	Topspeed	laptime	pit
1	36.831	80.1	51.063		25.675	122.6		1:53.569		6	34.051	91.6	49.903		26.545	119.0		1:50.499	
2	34.100	91.9	53.360		25.819	121.3		1:53.279		7	34.138	90.3	48.893		25.880	122.6		1:48.911	
3	34.265	90.1	48.370		25.505	121.5		1:48.140		8	33.961	91.4	46.957		25.141	<u>123.5</u>		1:46.059	
4	33.686	93.9	49.322		25.803	115.1		1:48.811		9	33.045	95.9	47.336		24.950	121.8		1:45.331	
5	34.589	94.7	47.869		25.980	122.6		1:48.438		10	33.385	<u>96.2</u>	46.616		24.563	123.1		1:44.564	

37 Eddy Perk (10)									Heron F1										
lap	Sect-1	Speed	Sect-2	Speed	Sect-3	Speed	TopSpeed	laptime	pit	lap	Sect-1	Speed	Sect-2	Speed	Sect-3	Speed	Topspeed	laptime	pit
1	35.001	91.2	48.467		26.140	116.9		1:49.608		6	33.175	<u>97.7</u>	47.080		24.548	120.9		1:44.803	
2	34.531	95.6	48.122		24.915	120.2		1:47.568		7	32.936	95.8	46.923		25.152	121.1		1:45.011	
3	33.581	94.2	49.263		24.796	<u>121.5</u>		1:47.640		8	33.142	95.8	46.932		24.644	119.8		1:44.718	
4	33.509	95.1	48.148		26.025	120.4		1:47.682		9	33.179	96.1	46.607		24.667	120.4		1:44.453	
5	33.082	96.6	47.354		25.511	116.1		1:45.947		10	32.832	96.1	46.182		24.760	110.0		1:43.774	

41 Brian Maile (7C)									Cooper T41										
lap	Sect-1	Speed	Sect-2	Speed	Sect-3	Speed	TopSpeed	laptime	pit	lap	Sect-1	Speed	Sect-2	Speed	Sect-3	Speed	Topspeed	laptime	pit
1	42.393	69.8	59.771		29.530	98.6		2:11.694		6	38.120	78.0	54.193		27.993	103.9		2:00.306	
2	39.383	77.0	55.503		28.591	102.2		2:03.477		7	37.807	79.2	53.859		28.012	<u>104.7</u>		1:59.678	
3	38.825	75.3	55.044		29.602	102.8		2:03.471		8	37.924	79.1	54.868		28.485	103.4		2:01.277	
4	38.560	78.5	55.642		28.689	99.6		2:02.891		9	37.774	77.7	53.942		28.523	100.8		2:00.239	
5	38.550	<u>79.3</u>	54.499		28.258	102.8		2:01.307		10									

Session Start: 14:35:44 - Finish: 14:55:35
 Weather/Track Conditions: Cloud/Dry
 Circuit: Brands Hatch Grand Prix Circuit
 Track Length: 3.916 Km - 2.4330 miles

'Legends of Brands Hatch' Historic Race Meeting - 1 - 3 Jul 2016

HGPCA Pre '66 Grand Prix Cars

Qualifying for Race 9 - Sector Analysis

45 Scotty Taylor (7C)									Cooper T45								
lap	Sect-1	Speed	Sect-2	Speed	Sect-3	Speed	TopSpeed	laptime pit	lap	Sect-1	Speed	Sect-2	Speed	Sect-3	Speed	Topspeed	laptime pit
1	43.516	64.4	1:00.264		30.593	98.1		2:14.373	6	36.732	79.8	52.433		27.546	110.4		1:56.711
2	41.644	68.3	56.860		28.838	108.2		2:07.342	7	37.468	77.0	53.746		27.590	109.1		1:58.804
3	37.806	75.7	54.607		28.428	110.4		2:00.841	8	38.535	74.6	55.865		29.785	101.2		2:04.185
4	37.340	76.3	53.360		27.294	110.7		1:57.994	9	40.430	72.8	59.914		29.221	94.0		2:09.565
5	36.741	78.3	52.329		27.324	110.2		1:56.394	10								

47 Brian Jolliffe (9)									Cooper T45								
lap	Sect-1	Speed	Sect-2	Speed	Sect-3	Speed	TopSpeed	laptime pit	lap	Sect-1	Speed	Sect-2	Speed	Sect-3	Speed	Topspeed	laptime pit
1	38.144	82.7	50.924		26.738	111.3		1:55.806	6	36.335	83.2	52.185		27.229	112.4		1:55.749
2	36.736	84.0	52.655		26.301	113.5		1:55.692	7	36.125	82.3	50.938		26.352	112.8		1:53.415
3	35.063	88.1	51.406		26.783	114.9		1:53.252	8	37.330	79.2	50.272		26.663	111.1		1:54.265
4	35.654	86.7	51.734		26.727	108.6		1:54.115	9	36.251	78.1	52.365		In			2:25.809 P
5	36.156	88.1	50.652		26.808	119.0		1:53.616	10								

61 Rainer Ott (12)									Cooper T53								
lap	Sect-1	Speed	Sect-2	Speed	Sect-3	Speed	TopSpeed	laptime pit	lap	Sect-1	Speed	Sect-2	Speed	Sect-3	Speed	Topspeed	laptime pit
1	39.094	80.2	53.577		27.463	109.1		2:00.134	6	34.439	96.6	49.729		25.639	126.3		1:49.807
2	36.800	90.9	53.467		26.264	118.7		1:56.531	7	34.147	81.3	49.930		25.667	127.3		1:49.744
3	34.989	86.1	52.435		26.436	116.9		1:53.860	8	35.334	81.8	49.171		25.096	128.0		1:49.601
4	36.061	79.2	50.393		25.411	122.4		1:51.865	9	34.299	86.1	48.560		25.212	126.3		1:48.071
5	34.335	91.0	49.639		26.041	124.5		1:50.015	10	34.150	96.2	49.058		25.587	127.0		1:48.795

71 Alan Baillie (10)									Cooper T71/73								
lap	Sect-1	Speed	Sect-2	Speed	Sect-3	Speed	TopSpeed	laptime pit	lap	Sect-1	Speed	Sect-2	Speed	Sect-3	Speed	Topspeed	laptime pit
1	36.512	83.7	50.659		26.439	118.7		1:53.610	6	34.173	88.7	48.485		25.947	103.6		1:48.605
2	34.725	88.1	49.682		26.660	116.9		1:51.067	7	34.415	89.4	48.370		25.569	119.2		1:48.354
3	34.939	89.1	49.758		27.119	115.9		1:51.816	8	34.438	94.0	47.775		25.632	119.4		1:47.845
4	34.564	88.4	49.149		26.502	109.7		1:50.215	9	34.638	93.8	48.339		25.264	120.9		1:48.241
5	34.901	89.1	49.683		26.284	118.3		1:50.868	10	34.601	87.4	49.803		25.269	121.3		1:49.673

Session Start: 14:35:44 - Finish: 14:55:35
Weather/Track Conditions: Cloud/Dry
Circuit: Brands Hatch Grand Prix Circuit
Track Length: 3.916 Km - 2.4330 miles

'Legends of Brands Hatch' Historic Race Meeting - 1 - 3 Jul 2016

HGPCA Pre '66 Grand Prix Cars

Qualifying for Race 9 - Best Sector Times

POS	NO	DRIVER/S	Sector 1			Sector 2			Sector 3			IDEAL LAP	BEST LAP	On
			TIME	LAP	POS	TIME	LAP	POS	TIME	LAP	POS			
1	24	Miles Griffiths	32.074	6	1	45.348	6	1	24.361	3	4	1:41.783	1:41.784	6
2	11	Jon Fairley	32.205	11	2	45.988	10	4	23.627	9	1	1:41.820	1:42.052	10
3	12	Rudi Friedrichs	32.727	7	3	45.789	11	3	24.180	10	3	1:42.696	1:43.085	10
4	37	Eddy Perk	32.832	10	4	46.182	10	5	24.548	6	5	1:43.562	1:43.774	10
5	2	Rod Jolley	33.093	6	6	46.262	10	6	24.120	10	2	1:43.475	1:43.931	10
6	29	Nick Fennell	33.045	9	5	46.616	10	7	24.563	10	6	1:44.224	1:44.564	10
7	71	Alan Baillie	34.173	6	9	47.775	8	8	25.264	9	9	1:47.212	1:47.845	8
8	61	Rainer Ott	34.147	7	8	48.560	9	9	25.096	8	7	1:47.803	1:48.071	9
9	14	Malcolm Cook	34.471	9	10	48.638	8	10	25.440	6	10	1:48.549	1:48.664	8
10	8	Tony Ditheridge	35.030	6	11	49.233	7	11	25.842	7	11	1:50.105	1:50.465	7
11	5	Tony Smith	35.483	10	15	49.436	10	12	26.011	10	12	1:50.930	1:50.930	10
12	15	David Wenman	35.436	10	13	50.462	8	14	26.818	10	16	1:52.716	1:53.066	8
13	47	Brian Jolliffe	35.063	3	12	50.272	8	13	26.301	2	13	1:51.636	1:53.252	3
14	7	Paul Griffin	35.470	6	14	50.867	4	15	26.519	5	14	1:52.856	1:53.643	4
15	16	Charles McCabe	35.513	7	16	52.222	10	16	26.736	8	15	1:54.471	1:54.929	10
16	22	Peter Horsman	35.739	3	17	52.638	2	18	27.670	2	18	1:56.047	1:56.340	2
17	45	Scotty Taylor	36.732	6	18	52.329	5	17	27.294	4	17	1:56.355	1:56.394	5
18	41	Brian Maile	37.774	9	19	53.859	7	19	27.993	6	19	1:59.626	1:59.678	7
19	18	Will Nuthall										1:44.607		
20	28	Anthony Goddard												

Session Start: 14:35:44 - Finish: 14:55:35

Weather/Track Conditions: Cloud/Dry

Circuit: Brands Hatch Grand Prix Circuit

Track Length: 3.916 Km - 2.4330 miles



'Legends of Brands Hatch' Historic Race Meeting - 1 - 3 Jul 2016

HGPCA Pre '66 Grand Prix Cars

Qualifying for Race 9 - Best Sector Speeds

	NO	SECTOR 1	MPH	NO	SECTOR 2	MPH	NO	SECTOR 3	MPH
1	11	Jon Fairley	103.9		NO SPEED TRAP		11	Jon Fairley	131.5
2	12	Rudi Friedrichs	99.5				2	Rod Jolley	129.2
3	37	Eddy Perk	97.7				12	Rudi Friedrichs	128.0
4	24	Miles Griffiths	97.0				61	Rainer Ott	128.0
5	2	Rod Jolley	96.9				18	Will Nuthall	127.3
6	61	Rainer Ott	96.6				29	Nick Fennell	123.5
7	29	Nick Fennell	96.2				14	Malcolm Cook	123.1
8	14	Malcolm Cook	94.8				37	Eddy Perk	121.5
9	71	Alan Baillie	94.0				71	Alan Baillie	121.3
10	16	Charles McCabe	92.7				5	Tony Smith	121.1
11	7	Paul Griffin	91.9				24	Miles Griffiths	119.8
12	5	Tony Smith	90.9				47	Brian Jolliffe	119.0
13	47	Brian Jolliffe	88.1				8	Tony Ditheridge	116.5
14	8	Tony Ditheridge	86.9				7	Paul Griffin	115.7
15	18	Will Nuthall	84.8				16	Charles McCabe	113.0
16	15	David Wenman	83.3				45	Scotty Taylor	110.7
17	45	Scotty Taylor	79.8				15	David Wenman	108.1
18	22	Peter Horsman	79.5				41	Brian Maile	104.7
19	41	Brian Maile	79.3				28	Anthony Goddard	95.8
20	28	Anthony Goddard	56.3				22	Peter Horsman	84.1

Session Start: 14:35:44 - Finish: 14:55:35

Weather/Track Conditions: Cloud/Dry

Circuit: Brands Hatch Grand Prix Circuit

Track Length: 3.916 Km - 2.4330 miles



'Legends of Brands Hatch' Historic Race Meeting - 1 - 3 Jul 2016

HGPCA Pre '66 Grand Prix Cars

Race 9 - Starting Grid - Amended

Sheet No:

Start Time : 15:15 - Heat Duration : 25 Minutes

10	19	18 Will Nuthall	20	28 Anthony Goddard
9	17	45 Scotty Taylor	18	41 Brian Maile
8	15	16 Charles McCabe	16	22 Peter Horsman
7	13	47 Brian Jolliffe	14	7 Paul Griffin
6	11	5 Tony Smith	12	15 David Wenman
5	9	14 Malcolm Cook	10	8 Tony Ditheridge
4	7	71 Alan Baillie	8	61 Rainer Ott
3	5	2 Rod Jolley	6	29 Nick Fennell
2	3	12 Rudi Friedrichs	4	37 Eddy Perk
1	1	24 Miles Griffiths	2	11 Jon Fairley
ROW	Pole Right			

Cars 18 & 28 allowed to start from back of grid.

Circuit: Brands Hatch Grand Prix Circuit
Track Length: 3.916 Km - 2.4330 miles

These results are provisional until the conclusion of any judicial and technical matters.

Clerk of the Course:

Julian Floyd

Timekeeper:

Nick Palmer

Issued at:

'Legends of Brands Hatch' Historic Race Meeting - 1 - 3 Jul 2016

GT & Sports Car Cup

Qualifying for Race 3 - Classification

Sheet No:

POS	NO	DRIVER/S	CLASS	CLASS POS	CAR MAKE / MODEL	TIME	ON	LAPS	GAP	DIFF	MPH
1	75	Voyazides-Hadfield	GT4	1	AC Cobra 289	1:44.956	8	10			83.45
2	80	Craig Davies	GT4	2	Chevrolet Corvette	1:47.727	6	15	2.771	2.771	81.31
3	53	Welch-Corfield	GT3	1	Austin Healey 3000	1:49.269	13	13	4.313	1.542	80.16
4	56	Clarkson-Smithies	GT3	2	Austin Healey 3000	1:50.046	3	15	5.090	0.777	79.59
5	58	Nyblaus-Welch	GT3	3	Austin Healey 3000	1:50.057	3	11	5.101	0.011	79.58
6	84	Read Gomm	GT4	3	Jaguar E-type	1:50.835	5	10	5.879	0.778	79.03
7	12	Tyzack-Taylor	SP2	1	Kellison J4R	1:54.095	13	14	9.139	3.260	76.77
8	47	Paul-Arif	GT2	1	TVR Grantura Mk3	1:54.209	12	14	9.253	0.114	76.69
9	61	Orebi Gann-Bell	GT3	4	Morgan Plus 4 SLR	1:54.308	6	13	9.352	0.099	76.62
10	77	Wyndham-Hill	GT4	4	Jaguar E-type	1:54.736	8	10	9.780	0.428	76.34
11	92	Merry-Clayson	GT4	5	Sunbeam Tiger	1:55.449	6	14	10.493	0.713	75.87
12	46	Pietro Vergnano	GT2	2	Porsche 911	1:55.573	8	13	10.617	0.124	75.79
13	59	Worthington-Midgley	GT3	5	Austin Healey 3000	1:55.872	11	13	10.916	0.299	75.59
14	11	Guy Peeters	SP1	1	Lotus 11	1:56.149	8	9	11.193	0.277	75.41
15	45	Paton-Mcewen	GT2	3	Porsche 911	1:56.511	11	14	11.555	0.362	75.18
16	8	Yates-Wilson	SP1	2	Lotus 11	1:56.874	4	12	11.918	0.363	74.94
17	69	Skipworth-Dean	GT3	6	Jaguar E-type	1:58.077	4	10	13.121	1.203	74.18
18	57	Knight R-Knight M	GT3	7	Austin Healey 3000	1:58.410	4	9	13.454	0.333	73.97
19	41	Montgomery I-Montgomery B	GT2	4	Morgan Plus4	1:58.462	3	13	13.506	0.052	73.94
20	35	King-Plant	GT2	5	Morgan Plus 4 Super Sports	1:58.475	5	14	13.519	0.013	73.93
21	68	Marc Gordon	GT3	8	Jaguar XK120	1:59.914	8	14	14.958	1.439	73.04
22	55	Richard Collyer	GT3	9	Austin Healey 3000	2:00.493	12	14	15.537	0.579	72.69
23	154	Aylett-Farrall	GT2	6	GSM Delta Coupe	2:00.550	6	13	15.594	0.057	72.66
24	103	Georg Nolte	GT4	6	Bizzarrini 5300	2:02.522	6	6	17.566	1.972	71.49
25	19	Hooper-Emmerling	GT2	7	TVR Grantura Mk3	2:02.910	10	12	17.954	0.388	71.26

Car 46 requires a working transponder - Regulation Q.12.2.1 refers.

Session Start: 15:03:39 - Finish: 15:33:46

Weather/Track Conditions: Cloud/Dry

Circuit: Brands Hatch Grand Prix Circuit

Track Length: 3.916 Km - 2.4330 miles

These results are provisional until the conclusion of any judicial and technical matters.

Clerk of the Course: <div style="text-align: right;">Julian Floyd</div>	Timekeeper: <div style="text-align: right;">Nick Palmer</div>	Issued at:
--	--	------------

'Legends of Brands Hatch' Historic Race Meeting - 1 - 3 Jul 2016

GT & Sports Car Cup

Qualifying for Race 3 - Sector Analysis

8 Yates-Wilson (SP1)									Lotus 11								
lap	Sect-1	Speed	Sect-2	Speed	Sect-3	Speed	TopSpeed	laptime pit	lap	Sect-1	Speed	Sect-2	Speed	Sect-3	Speed	Topspeed	laptime pit
1	38.358	82.2	52.808		28.360	106.5		1:59.526	7	44.632	69.8	1:04.869		33.526	88.0		2:23.027
2	37.348	81.9	52.987		29.149	103.0		1:59.484	8	45.214	66.4	1:04.591		34.357	87.3		2:24.162
3	37.107	84.7	52.603		28.971	103.6		1:58.681	9	45.136	62.4	1:07.295		33.780	86.2		2:26.211
4	37.839	85.2	51.775		27.260	106.5		1:56.874	10	45.015	65.6	1:06.367		34.635	83.7		2:26.017
5	36.742	83.2	51.311		In			4:29.927 P	11	45.638	63.5	1:04.750		33.907	84.6		2:24.295
6	Out	70.8	1:13.401		34.827	86.2		2:36.465	12	46.521	64.1	1:06.995		34.946	81.7		2:28.462

11 Guy Peeters (SP1)									Lotus 11								
lap	Sect-1	Speed	Sect-2	Speed	Sect-3	Speed	TopSpeed	laptime pit	lap	Sect-1	Speed	Sect-2	Speed	Sect-3	Speed	Topspeed	laptime pit
1	Out	71.3	59.957		30.362	96.7		2:20.054	6	Out	81.6	55.721		In			10:49.606 P
2	39.960	79.0	1:06.350		28.955	102.3		2:15.265	7	Out	81.6	53.171		28.974	106.7		2:04.971
3	37.526	79.7	53.238		28.094	105.5		1:58.858	8	36.556	82.2	51.911		27.682	106.9		1:56.149
4	37.268	81.5	52.906		28.563	103.7		1:58.737	9	36.199	84.5	52.465		29.094	105.7		1:57.758
5	37.622	80.5	53.159		In			4:27.855 P	10								

12 Tyzack-Taylor (SP2)									Kellison J4R								
lap	Sect-1	Speed	Sect-2	Speed	Sect-3	Speed	TopSpeed	laptime pit	lap	Sect-1	Speed	Sect-2	Speed	Sect-3	Speed	Topspeed	laptime pit
1	40.521	88.6	54.150		27.830	108.8		2:02.501	8	37.248	83.9	51.720		27.396	115.7		1:56.364
2	37.112	84.5	52.415		27.435	111.3		1:56.962	9	37.034	79.6	53.782		27.239	113.2		1:58.055
3	37.924	85.0	53.273		27.058	111.7		1:58.255	10	38.033	76.9	53.365		26.922	116.1		1:58.320
4	38.622	85.9	52.971		28.000	102.0		1:59.593	11	36.601	80.7	51.696		26.668	117.3		1:54.965
5	39.345	72.1	56.528		In			4:05.455 P	12	36.852	93.1	51.283		27.215	115.7		1:55.350
6	Out	76.3	53.841		28.318	109.3		2:03.783	13	36.298	83.5	50.941		26.856	114.5		1:54.095
7	38.020	81.1	52.282		27.840	106.7		1:58.142	14	36.203	81.7	51.141		27.144	110.7		1:54.488

19 Hooper-Emmerling (GT2)									TVR Grantura Mk3								
lap	Sect-1	Speed	Sect-2	Speed	Sect-3	Speed	TopSpeed	laptime pit	lap	Sect-1	Speed	Sect-2	Speed	Sect-3	Speed	Topspeed	laptime pit
1	41.083	77.1	58.181		29.855	102.0		2:09.119	7	Out	78.5	57.017		29.602	102.3		2:10.385
2	39.526	75.1	57.403		29.210	103.3		2:06.139	8	40.183	73.9	56.668		29.409	103.3		2:06.260
3	38.431	78.8	55.863		28.705	103.7		2:02.999	9	39.788	79.1	56.379		29.265	104.5		2:05.432
4	38.776	76.6	56.154		28.886	103.1		2:03.816	10	38.473	80.7	55.675		28.762	104.5		2:02.910
5	38.853	75.9	55.971		29.190	104.5		2:04.014	11	38.800	80.0	55.525		28.625	103.9		2:02.950
6	38.411	80.3	56.535		In			3:15.365 P	12	38.335	82.1	55.779		28.834	103.3		2:02.948

35 King-Plant (GT2)									Morgan Plus 4 Super Sports								
lap	Sect-1	Speed	Sect-2	Speed	Sect-3	Speed	TopSpeed	laptime pit	lap	Sect-1	Speed	Sect-2	Speed	Sect-3	Speed	Topspeed	laptime pit
1	40.766	69.2	56.776		29.654	101.9		2:07.196	8	37.371	79.4	53.133		28.284	103.4		1:58.788
2	39.249	76.9	54.259		28.554	103.3		2:02.062	9	37.488	79.9	53.085		28.219	103.1		1:58.792
3	37.450	77.0	53.202		28.368	102.3		1:59.020	10	37.326	80.6	54.298		28.250	103.6		1:59.874
4	37.515	77.3	53.172		29.478	102.5		2:00.165	11	36.981	80.9	53.389		28.984	101.2		1:59.354
5	37.242	77.5	52.615		28.618	101.2		1:58.475	12	37.505	80.9	54.436		28.912	103.6		2:00.853
6	37.407	74.3	53.425		In			2:57.072 P	13	38.491	76.2	56.789		28.708	103.4		2:03.988
7	Out	75.7	54.451		28.627	100.5		2:05.464	14	36.696	81.8	54.055		28.924	96.9		1:59.675

41 Montgomery I-Montgomery B (GT2)									Morgan Plus4								
lap	Sect-1	Speed	Sect-2	Speed	Sect-3	Speed	TopSpeed	laptime pit	lap	Sect-1	Speed	Sect-2	Speed	Sect-3	Speed	Topspeed	laptime pit
1	39.099	71.4	54.555		29.077	99.3		2:02.731	8	40.544	67.7	1:00.169		30.537	95.1		2:11.250
2	37.795	74.9	53.253		29.313	98.1		2:00.361	9	40.494	67.9	57.565		30.987	95.5		2:09.046
3	37.828	76.1	52.392		28.242	99.2		1:58.462	10	39.941	60.2	1:01.701		30.077	95.8		2:11.719
4	37.145	74.4	52.880		28.462	98.6		1:58.487	11	39.694	70.9	58.899		30.383	96.7		2:08.976
5	36.757	75.7	53.034		In			3:10.720 P	12	40.014	70.3	58.091		30.640	97.2		2:08.745
6	Out	65.3	1:03.456		31.793	91.2		2:26.148	13	39.666	69.5	57.882		30.571	87.7		2:08.119
7	40.928	71.5	1:00.026		30.518	93.8		2:11.472	14								

Session Start: 15:03:39 - Finish: 15:33:46
Weather/Track Conditions: Cloud/Dry
Circuit: Brands Hatch Grand Prix Circuit
Track Length: 3.916 Km - 2.4330 miles

'Legends of Brands Hatch' Historic Race Meeting - 1 - 3 Jul 2016

GT & Sports Car Cup

Qualifying for Race 3 - Sector Analysis

45 Paton-McEwen (GT2)									Porsche 911								
lap	Sect-1	Speed	Sect-2	Speed	Sect-3	Speed	TopSpeed	laptime pit	lap	Sect-1	Speed	Sect-2	Speed	Sect-3	Speed	Topspeed	laptime pit
1	37.136	81.6	54.597		29.388	104.1		2:01.121	8	37.183	80.2	52.518		27.795	104.7		1:57.496
2	37.356	77.7	53.700		28.196	105.7		1:59.252	9	36.442	82.0	52.423		28.375	105.0		1:57.240
3	36.714	76.8	55.115		28.447	<u>106.2</u>		2:00.276	10	36.429	81.5	52.633		28.119	104.5		1:57.181
4	36.451	<u>84.2</u>	54.662		In			3:35.932 P	11	36.761	78.4	<u>51.800</u>		27.950	104.9		<u>1:56.511</u>
5	Out	82.8	53.169		28.086	104.7		2:01.668	12	<u>36.100</u>	82.2	53.195		<u>27.783</u>	104.4		1:57.078
6	37.443	81.5	56.248		31.489	104.5		2:05.180	13	37.114	81.6	52.239		27.795	103.9		1:57.148
7	36.614	82.9	54.220		28.768	104.1		1:59.602	14	37.089	81.1	55.594		30.853	86.5		2:03.536

46 Pietro Vergnano (GT2)									Porsche 911								
lap	Sect-1	Speed	Sect-2	Speed	Sect-3	Speed	TopSpeed	laptime pit	lap	Sect-1	Speed	Sect-2	Speed	Sect-3	Speed	Topspeed	laptime pit
1								2:01.990	8								<u>1:55.573</u>
2								5:05.185	9								1:56.412
3								1:57.249	10								2:00.424
4								1:59.960	11								1:56.405
5								1:57.865	12								1:57.481
6								1:57.447	13								1:55.735
7								1:56.466	14								

47 Paul-Arif (GT2)									TVR Grantura Mk3								
lap	Sect-1	Speed	Sect-2	Speed	Sect-3	Speed	TopSpeed	laptime pit	lap	Sect-1	Speed	Sect-2	Speed	Sect-3	Speed	Topspeed	laptime pit
1	36.797	84.3	52.142		27.550	107.6		1:56.489	8	36.851	85.1	52.280		27.516	108.8		1:56.647
2	36.791	85.3	52.221		27.797	<u>109.5</u>		1:56.809	9	36.420	85.9	52.474		27.394	108.9		1:56.288
3	36.568	84.2	51.421		27.335	108.9		1:55.324	10	36.953	86.2	52.904		28.711	106.0		1:58.568
4	36.289	85.3	51.829		27.597	108.8		1:55.715	11	36.109	86.1	51.759		27.293	108.2		1:55.161
5	39.484	84.1	54.052		In			3:06.443 P	12	36.074	85.9	51.237		<u>26.898</u>	108.4		<u>1:54.209</u>
6	Out	<u>87.7</u>	51.941		28.213	103.9		2:00.634	13	<u>35.751</u>	87.0	<u>50.751</u>		28.095	109.1		1:54.597
7	37.780	82.6	53.039		28.309	106.0		1:59.128	14	35.868	87.2	51.973		29.246	105.9		1:57.087

53 Welch-Corfield (GT3)									Austin Healey 3000								
lap	Sect-1	Speed	Sect-2	Speed	Sect-3	Speed	TopSpeed	laptime pit	lap	Sect-1	Speed	Sect-2	Speed	Sect-3	Speed	Topspeed	laptime pit
1	36.531	85.0	53.621		28.482	103.4		1:58.634	8	36.401	81.9	51.125		In			3:07.216 P
2	36.636	86.0	51.762		27.804	112.6		1:56.202	9	Out	86.2	49.907		26.322	116.5		1:55.030
3	36.025	87.9	51.845		27.136	113.9		1:55.006	10	34.504	<u>88.5</u>	<u>48.853</u>		25.951	116.3		1:49.308
4	36.154	87.4	50.405		26.697	114.7		1:53.256	11	<u>34.221</u>	<u>88.5</u>	49.652		<u>26.028</u>	<u>116.7</u>		1:49.901
5	37.027	85.4	49.766		26.854	114.3		1:53.647	12	34.857	85.4	49.152		<u>25.708</u>	116.3		1:49.717
6	36.045	87.7	50.609		26.986	113.7		1:53.640	13	34.448	87.3	48.927		25.894	116.3		<u>1:49.269</u>
7	35.593	87.0	50.320		27.017	112.2		1:52.930	14								

55 Richard Collyer (GT3)									Austin Healey 3000								
lap	Sect-1	Speed	Sect-2	Speed	Sect-3	Speed	TopSpeed	laptime pit	lap	Sect-1	Speed	Sect-2	Speed	Sect-3	Speed	Topspeed	laptime pit
1	44.013	63.9	1:01.434		30.708	99.7		2:16.155	8	38.166	75.7	56.483		28.709	108.9		2:03.358
2	40.872	72.2	56.021		29.586	104.5		2:06.479	9	39.412	79.9	54.588		28.520	107.9		2:02.520
3	39.982	76.3	56.784		30.802	91.4		2:07.568	10	38.894	79.2	54.177		29.343	106.4		2:02.414
4	39.717	79.3	56.551		28.915	<u>109.1</u>		2:05.183	11	38.185	78.5	53.711		28.900	106.5		2:00.796
5	38.475	78.3	55.098		28.863	107.2		2:02.436	12	<u>37.360</u>	80.2	54.097		29.036	107.4		<u>2:00.493</u>
6	40.103	77.7	55.360		28.640	107.2		2:04.103	13	37.783	79.2	54.394		29.175	108.1		2:01.352
7	39.017	77.4	54.518		<u>28.329</u>	108.1		2:01.864	14	38.297	<u>81.0</u>	<u>53.622</u>		28.761	105.2		2:00.680

56 Clarkson-Smithies (GT3)									Austin Healey 3000								
lap	Sect-1	Speed	Sect-2	Speed	Sect-3	Speed	TopSpeed	laptime pit	lap	Sect-1	Speed	Sect-2	Speed	Sect-3	Speed	Topspeed	laptime pit
1	35.740	85.3	49.802		26.471	116.9		1:52.013	9	36.414	84.1	50.939		26.670	115.5		1:54.023
2	35.692	84.1	49.890		<u>25.950</u>	<u>117.3</u>		1:51.532	10	35.616	85.6	51.021		26.746	116.3		1:53.383
3	35.088	87.7	<u>48.909</u>		26.049	<u>117.3</u>		<u>1:50.046</u>	11	35.941	82.4	52.147		26.544	116.1		1:54.632
4	<u>35.077</u>	85.0	49.732		26.357	117.1		1:51.166	12	35.801	82.7	50.960		26.985	112.2		1:53.746
5	35.552	<u>90.1</u>	49.669		26.904	114.5		1:52.125	13	36.274	83.2	51.516		26.915	111.8		1:54.705
6	35.869	82.6	49.873		26.338	114.9		1:52.080	14	35.994	84.6	51.243		26.746	112.2		1:53.983
7	37.416	83.0	51.449		In			3:14.202 P	15	36.038	79.4	51.061		27.489	92.5		1:54.588
8	Out	80.4	51.579		26.824	115.3		1:58.056	16								

Session Start: 15:03:39 - Finish: 15:33:46
Weather/Track Conditions: Cloud/Dry
Circuit: Brands Hatch Grand Prix Circuit
Track Length: 3.916 Km - 2.4330 miles

'Legends of Brands Hatch' Historic Race Meeting - 1 - 3 Jul 2016

GT & Sports Car Cup

Qualifying for Race 3 - Sector Analysis

57 Knight R-Knight M (GT3)									Austin Healey 3000								
lap	Sect-1	Speed	Sect-2	Speed	Sect-3	Speed	TopSpeed	laptime pit	lap	Sect-1	Speed	Sect-2	Speed	Sect-3	Speed	Topspeed	laptime pit
1	37.677	80.2	56.076		28.520	110.2		2:02.273	6	Out	85.2	57.285		29.815	109.3		2:10.693
2	38.080	83.6	54.178		28.068	111.8		2:00.326	7	37.738	86.3	54.786		28.279	110.9		2:00.803
3	37.593	85.3	53.349		27.780	111.1		1:58.722	8	37.050	87.6	53.985		27.832	112.2		1:58.867
4	36.939	82.1	53.612		27.859	110.7		1:58.410	9	36.852	84.9	53.846		27.906	104.5		1:58.604
5	38.520	83.9	54.285		In			3:30.829 P	10								

58 Nyblaus-Welch (GT3)									Austin Healey 3000								
lap	Sect-1	Speed	Sect-2	Speed	Sect-3	Speed	TopSpeed	laptime pit	lap	Sect-1	Speed	Sect-2	Speed	Sect-3	Speed	Topspeed	laptime pit
1	35.416	85.4	49.365		26.032	115.3		1:50.813	7	37.182	82.8	51.567		27.089	112.0		1:55.838
2	35.293	85.7	49.261		26.124	116.3		1:50.678	8	37.461	76.1	53.464		27.292	110.9		1:58.217
3	35.119	87.4	49.084		25.854	116.1		1:50.057	9	36.621	85.6	53.320		27.926	105.5		1:57.867
4	35.756	85.0	49.666		In			5:18.004 P	10	39.688	77.2	54.110		28.180	101.7		2:01.978
5	Out	80.6	52.708		26.900	111.5		2:03.742	11	38.244	79.7	53.271		27.362	107.2		1:58.877
6	36.219	86.8	51.975		27.291	110.0		1:55.485	12								

59 Worthington-Midgley (GT3)									Austin Healey 3000								
lap	Sect-1	Speed	Sect-2	Speed	Sect-3	Speed	TopSpeed	laptime pit	lap	Sect-1	Speed	Sect-2	Speed	Sect-3	Speed	Topspeed	laptime pit
1	38.685	80.9	54.118		27.717	110.4		2:00.520	8	Out	79.6	52.978		30.615	100.9		2:08.524
2	37.939	79.2	53.370		27.480	110.2		1:58.789	9	36.919	84.5	53.634		28.710	104.9		1:59.263
3	38.348	80.3	52.598		27.322	103.9		1:58.268	10	36.954	85.0	53.415		27.836	109.7		1:58.205
4	39.890	82.8	51.801		27.293	113.3		1:58.984	11	36.591	80.1	52.249		27.032	108.9		1:55.872
5	38.545	80.9	52.672		27.373	110.6		1:58.590	12	36.845	85.1	52.688		27.064	109.3		1:56.597
6	36.819	86.9	52.035		27.426	107.0		1:56.280	13	36.680	81.8	52.638		27.418	109.7		1:56.736
7	37.535	84.0	51.771		In			3:22.785 P	14								

61 Orebi Gann-Bell (GT3)									Morgan Plus 4 SLR								
lap	Sect-1	Speed	Sect-2	Speed	Sect-3	Speed	TopSpeed	laptime pit	lap	Sect-1	Speed	Sect-2	Speed	Sect-3	Speed	Topspeed	laptime pit
1	37.226	82.7	53.978		27.693	107.4		1:58.897	8	Out	77.4	54.950		28.716	110.2		2:07.912
2	37.556	81.1	53.099		27.736	109.5		1:58.391	9	38.919	78.3	54.929		28.101	110.2		2:01.949
3	36.178	82.1	53.819		27.609	110.0		1:57.606	10	36.913	80.0	52.339		27.229	111.5		1:56.481
4	35.725	84.7	52.371		27.616	109.3		1:55.712	11	36.206	82.7	52.222		27.457	111.3		1:55.885
5	35.817	87.6	51.883		27.296	110.6		1:54.996	12	36.115	81.8	52.011		27.245	111.8		1:55.371
6	35.322	84.6	51.773		27.213	109.8		1:54.308	13	36.286	83.1	53.598		27.757	111.1		1:57.641
7	37.196	73.8	53.169		In			3:17.833 P	14								

68 Marc Gordon (GT3)									Jaguar XK120								
lap	Sect-1	Speed	Sect-2	Speed	Sect-3	Speed	TopSpeed	laptime pit	lap	Sect-1	Speed	Sect-2	Speed	Sect-3	Speed	Topspeed	laptime pit
1	40.458	73.2	56.685		29.061	104.9		2:06.204	8	37.754	80.6	53.686		28.474	106.4		1:59.914
2	38.807	74.0	55.219		30.431	103.7		2:04.457	9	38.212	80.0	53.682		28.826	107.0		2:00.720
3	39.924	68.1	55.902		28.900	106.4		2:04.726	10	37.508	78.8	54.149		28.536	107.2		2:00.193
4	38.526	77.8	55.672		29.065	106.5		2:03.263	11	37.525	79.1	54.090		28.577	107.4		2:00.192
5	38.176	74.3	55.122		29.472	103.7		2:02.770	12	38.901	80.6	53.952		28.364	106.9		2:01.217
6	39.831	78.1	54.411		28.793	107.0		2:03.035	13	37.896	77.5	54.170		28.529	107.0		2:00.595
7	38.499	78.8	54.445		29.489	105.0		2:02.433	14	37.537	81.2	54.829		30.445	97.7		2:02.811

69 Skipworth-Dean (GT3)									Jaguar E-type								
lap	Sect-1	Speed	Sect-2	Speed	Sect-3	Speed	TopSpeed	laptime pit	lap	Sect-1	Speed	Sect-2	Speed	Sect-3	Speed	Topspeed	laptime pit
1	Out	73.4	56.996		28.444	111.5		2:11.476	6	Out	82.7	55.305		27.881	116.7		2:03.818
2	38.083	76.2	54.456		27.989	113.2		2:00.528	7	37.595	86.3	56.171		28.247	113.0		2:02.013
3	37.171	79.0	54.067		28.088	113.9		1:59.326	8	37.850	83.1	58.893		28.110	113.0		2:04.853
4	37.329	74.5	53.299		27.449	114.7		1:58.077	9	38.214	78.8	55.464		28.392	112.6		2:02.070
5	37.993	75.3	53.661		In			3:16.199 P	10	37.884	82.8	53.819		29.814	109.3		2:01.517

75 Voyazides-Hadfield (GT4)									AC Cobra 289								
lap	Sect-1	Speed	Sect-2	Speed	Sect-3	Speed	TopSpeed	laptime pit	lap	Sect-1	Speed	Sect-2	Speed	Sect-3	Speed	Topspeed	laptime pit
1	34.799	89.1	48.112		25.193	125.6		1:48.104	6	34.512	88.9	48.089		In			2:43.928 P
2	33.873	93.1	47.762		25.007	127.5		1:46.642	7	Out	95.6	46.568		24.987	125.6		1:47.842
3	33.997	90.4	47.202		24.665	127.3		1:45.864	8	33.602	95.5	46.616		24.738	125.4		1:44.956
4	33.670	89.5	47.498		25.474	121.8		1:46.642	9	33.459	94.8	47.313		25.123	123.5		1:45.895
5	34.244	90.7	47.544		25.579	122.2		1:47.367	10	33.620	96.5	46.747		24.828	120.4		1:45.195

Session Start: 15:03:39 - Finish: 15:33:46
 Weather/Track Conditions: Cloud/Dry
 Circuit: Brands Hatch Grand Prix Circuit
 Track Length: 3.916 Km - 2.4330 miles

'Legends of Brands Hatch' Historic Race Meeting - 1 - 3 Jul 2016

GT & Sports Car Cup

Qualifying for Race 3 - Sector Analysis

77 Wyndham-Hill (GT4)									Jaguar E-type										
lap	Sect-1	Speed	Sect-2	Speed	Sect-3	Speed	TopSpeed	laptime	pit	lap	Sect-1	Speed	Sect-2	Speed	Sect-3	Speed	Topspeed	laptime	pit
1	39.979	75.1	56.932		28.585	107.4		2:05.496		6	38.805	73.8	52.909		In			3:30.400	P
2	37.388	76.9	53.211		27.732	109.1		1:58.331		7	Out	81.7	52.924		27.353	113.2		1:59.643	
3	37.433	85.3	52.136		27.405	100.6		1:56.974		8	36.071	82.9	51.897		26.768	113.7		1:54.736	
4	37.526	83.4	53.023		27.610	105.2		1:58.159		9	37.718	83.6	51.516		27.235	112.8		1:56.469	
5	37.159	79.0	52.422		28.508	101.9		1:58.089		10	36.027	84.7	52.314		28.086	105.4		1:56.427	

80 Craig Davies (GT4)									Chevrolet Corvette										
lap	Sect-1	Speed	Sect-2	Speed	Sect-3	Speed	TopSpeed	laptime	pit	lap	Sect-1	Speed	Sect-2	Speed	Sect-3	Speed	Topspeed	laptime	pit
1	34.824	88.7	49.597		25.973	125.1		1:50.394		9	35.373	86.7	49.702		26.485	121.5		1:51.560	
2	35.240	93.0	49.398		25.898	124.9		1:50.536		10	36.586	91.9	50.521		26.096	121.3		1:53.203	
3	34.399	91.7	48.589		25.410	129.0		1:48.398		11	35.450	91.2	48.935		25.727	120.9		1:50.112	
4	34.152	96.1	48.822		25.243	129.0		1:48.217		12	35.923	94.6	49.084		25.651	127.0		1:50.658	
5	34.182	93.9	48.162		25.550	126.1		1:47.894		13	34.841	93.0	49.295		26.004	122.9		1:50.140	
6	33.978	93.6	48.006		25.743	122.6		1:47.727		14	35.372	87.8	49.239		25.717	120.4		1:50.328	
7	35.133	87.0	53.551		In			3:10.229	P	15	35.730	90.1	49.481		26.887	89.2		1:52.098	
8	Out	84.1	51.652		26.378	120.4		1:58.312		16									

84 Read Gomm (GT4)									Jaguar E-type										
lap	Sect-1	Speed	Sect-2	Speed	Sect-3	Speed	TopSpeed	laptime	pit	lap	Sect-1	Speed	Sect-2	Speed	Sect-3	Speed	Topspeed	laptime	pit
1	38.155	86.4	54.060		27.435	113.0		1:59.650		6	35.185	86.5	50.499		26.493	119.0		1:52.177	
2	36.863	80.8	51.965		26.714	117.3		1:55.542		7	36.165	88.4	50.196		27.569	115.3		1:53.930	
3	35.886	83.7	50.032		26.243	118.5		1:52.161		8	35.803	87.6	51.152		26.796	117.5		1:53.751	
4	35.394	87.0	50.240		26.140	118.5		1:51.774		9	35.775	84.0	49.941		26.506	119.2		1:52.222	
5	34.733	88.5	50.007		26.095	119.8		1:50.835		10	35.234	88.6	49.695		26.480	115.5		1:51.409	

92 Merry-Clayson (GT4)									Sunbeam Tiger										
lap	Sect-1	Speed	Sect-2	Speed	Sect-3	Speed	TopSpeed	laptime	pit	lap	Sect-1	Speed	Sect-2	Speed	Sect-3	Speed	Topspeed	laptime	pit
1	39.432	77.4	54.825		28.205	108.6		2:02.462		8	Out	73.6	57.371		28.656	105.5		2:11.885	
2	37.617	84.2	51.766		27.257	107.6		1:56.640		9	41.257	69.4	56.790		28.406	110.7		2:06.453	
3	36.958	81.0	53.078		27.684	111.5		1:57.720		10	39.937	75.9	55.756		27.963	111.5		2:03.656	
4	36.806	84.0	51.744		27.511	113.3		1:56.061		11	38.809	80.1	55.169		28.095	111.3		2:02.073	
5	36.774	86.2	51.595		27.117	114.1		1:55.486		12	38.669	82.0	54.559		27.978	112.6		2:01.206	
6	36.156	84.3	52.130		27.163	113.3		1:55.449		13	39.326	81.1	55.118		27.928	111.8		2:02.372	
7	37.065	80.5	53.541		In			3:09.903	P	14	38.180	78.1	54.998		29.245	97.9		2:02.423	

103 Georg Nolte (GT4)									Bizzarrini 5300										
lap	Sect-1	Speed	Sect-2	Speed	Sect-3	Speed	TopSpeed	laptime	pit	lap	Sect-1	Speed	Sect-2	Speed	Sect-3	Speed	Topspeed	laptime	pit
1	Out	65.5	1:12.312		35.461	80.7		2:43.780		4	41.568	70.1	57.478		28.817	113.3		2:07.863	
2	46.889	67.0	1:04.783		30.706	96.0		2:22.378		5	38.617	79.9	55.922		29.412	105.0		2:03.951	
3	42.422	82.8	57.950		29.232	109.3		2:09.604		6	39.308	88.4	54.364		28.850	111.5		2:02.522	

154 Aylett-Farrall (GT2)									GSM Delta Coupe										
lap	Sect-1	Speed	Sect-2	Speed	Sect-3	Speed	TopSpeed	laptime	pit	lap	Sect-1	Speed	Sect-2	Speed	Sect-3	Speed	Topspeed	laptime	pit
1	Out	70.9	56.401		29.187	103.7		2:10.516		8	38.131	78.7	53.765		28.709	104.4		2:00.605	
2	39.220	77.0	54.280		29.520	101.9		2:03.020		9	38.045	80.5	53.105		In			3:27.922	P
3	39.219	77.2	55.009		29.385	103.0		2:03.613		10	Out	70.1	57.326		31.985	96.2		2:17.261	
4	39.039	76.7	53.645		29.093	103.0		2:01.777		11	39.136	77.4	55.230		29.265	99.6		2:03.631	
5	38.605	77.0	53.842		29.434	103.0		2:01.881		12	39.471	77.3	54.820		28.786	102.2		2:03.077	
6	37.959	79.9	53.806		28.785	103.7		2:00.550		13	38.177	80.7	53.748		29.218	96.3		2:01.143	
7	37.947	80.6	53.993		28.892	103.7		2:00.832		14									

Session Start: 15:03:39 - Finish: 15:33:46
Weather/Track Conditions: Cloud/Dry
Circuit: Brands Hatch Grand Prix Circuit
Track Length: 3.916 Km - 2.4330 miles

'Legends of Brands Hatch' Historic Race Meeting - 1 - 3 Jul 2016

GT & Sports Car Cup

Qualifying for Race 3 - Best Sector Times

POS	NO	DRIVER/S	Sector 1			Sector 2			Sector 3			IDEAL LAP	BEST LAP	On
			TIME	LAP	POS	TIME	LAP	POS	TIME	LAP	POS			
1	75	Voyazides-Hadfield	33.459	9	1	46.568	7	1	24.665	3	1	1:44.692	1:44.956	8
2	80	Craig Davies	33.978	6	2	48.006	6	2	25.243	4	2	1:47.227	1:47.727	6
3	53	Welch-Corfield	34.221	11	3	48.853	10	3	25.708	12	3	1:48.782	1:49.269	13
4	56	Clarkson-Smithies	35.077	4	5	48.909	3	4	25.950	2	5	1:49.936	1:50.046	3
5	58	Nyblaus-Welch	35.119	3	6	49.084	3	5	25.854	3	4	1:50.057	1:50.057	3
6	84	Read Gomm	34.733	5	4	49.695	10	6	26.095	5	6	1:50.523	1:50.835	5
7	12	Tyzack-Taylor	36.203	14	13	50.941	13	8	26.668	11	7	1:53.812	1:54.095	13
8	47	Paul-Arif	35.751	13	8	50.751	13	7	26.898	12	9	1:53.400	1:54.209	12
9	61	Orebi Gann-Bell	35.322	6	7	51.340	14	10	27.213	6	12	1:53.875	1:54.308	6
10	77	Wyndham-Hill	36.027	10	9	51.516	9	11	26.768	8	8	1:54.311	1:54.736	8
11	92	Merry-Clayson	36.156	6	11	51.595	5	12	27.117	5	11	1:54.868	1:55.449	6
12	46	Pietro Vergnano											1:55.573	8
13	59	Worthington-Midgley	36.591	11	14	51.771	7	13	27.032	11	10	1:55.394	1:55.872	11
14	11	Guy Peeters	36.199	9	12	51.911	8	15	27.682	8	15	1:55.792	1:56.149	8
15	45	Paton-Mcewen	36.100	12	10	51.800	11	14	27.783	12	17	1:55.683	1:56.511	11
16	8	Yates-Wilson	36.742	5	16	51.311	5	9	27.260	4	13	1:55.313	1:56.874	4
17	69	Skipworth-Dean	37.171	3	19	53.299	4	19	27.449	4	14	1:57.919	1:58.077	4
18	57	Knight R-Knight M	36.852	9	18	53.349	3	20	27.780	3	16	1:57.981	1:58.410	4
19	41	Montgomery I-Montgomery B	36.757	5	17	52.392	3	16	28.242	3	19	1:57.391	1:58.462	3
20	35	King-Plant	36.696	14	15	52.615	5	17	28.219	9	18	1:57.530	1:58.475	5
21	68	Marc Gordon	37.508	10	21	53.682	9	22	28.364	12	21	1:59.554	1:59.914	8
22	55	Richard Collyer	37.360	12	20	53.622	14	21	28.329	7	20	1:59.311	2:00.493	12
23	154	Aylett-Farrall	37.947	7	22	53.105	9	18	28.709	8	23	1:59.761	2:00.550	6
24	103	Georg Nolte	38.449	7	24	54.364	6	23	28.817	4	24	2:01.630	2:02.522	6
25	19	Hooper-Emmerling	38.020	13	23	55.476	13	24	28.625	11	22	2:02.121	2:02.910	10

Session Start: 15:03:39 - Finish: 15:33:46

Weather/Track Conditions: Cloud/Dry

Circuit: Brands Hatch Grand Prix Circuit

Track Length: 3.916 Km - 2.4330 miles



'Legends of Brands Hatch' Historic Race Meeting - 1 - 3 Jul 2016

GT & Sports Car Cup

Qualifying for Race 3 - Best Sector Speeds

	NO	SECTOR 1	MPH	NO	SECTOR 2	MPH	NO	SECTOR 3	MPH
1	75	Voyazides-Hadfield	96.5	NO SPEED TRAP			80	Craig Davies	129.0
2	80	Craig Davies	96.1				75	Voyazides-Hadfield	127.5
3	12	Tyzack-Taylor	93.1				84	Read Gomm	119.8
4	56	Clarkson-Smithies	90.1				12	Tyzack-Taylor	117.3
5	84	Read Gomm	88.6				56	Clarkson-Smithies	117.3
6	53	Welch-Corfield	88.5				53	Welch-Corfield	116.7
7	103	Georg Nolte	88.4				69	Skipworth-Dean	116.7
8	47	Paul-Arif	87.7				58	Nyblaus-Welch	116.3
9	57	Knight R-Knight M	87.6				92	Merry-Clayson	114.1
10	61	Orebi Gann-Bell	87.6				77	Wyndham-Hill	113.7
11	58	Nyblaus-Welch	87.4				59	Worthington-Midgley	113.3
12	59	Worthington-Midgley	86.9				103	Georg Nolte	113.3
13	69	Skipworth-Dean	86.3				57	Knight R-Knight M	112.2
14	92	Merry-Clayson	86.2				61	Orebi Gann-Bell	111.8
15	77	Wyndham-Hill	85.3				47	Paul-Arif	109.5
16	8	Yates-Wilson	85.2				55	Richard Collyer	109.1
17	11	Guy Peeters	84.5				68	Marc Gordon	107.4
18	45	Paton-Mcewen	84.2				11	Guy Peeters	106.9
19	19	Hooper-Emmerling	82.4				8	Yates-Wilson	106.5
20	35	King-Plant	81.8				45	Paton-Mcewen	106.2
21	68	Marc Gordon	81.2				19	Hooper-Emmerling	104.5
22	55	Richard Collyer	81.0				154	Aylett-Farrall	104.4
23	154	Aylett-Farrall	80.7				35	King-Plant	103.6
24	41	Montgomery I-Montgomery	76.1				41	Montgomery I-Montgomery	99.3
25	44	Steve Jones	0.0				44	Steve Jones	0.0
26	46	Pietro Vergnano	0.0				46	Pietro Vergnano	0.0
27	48	Ward-Bull	0.0				48	Ward-Bull	0.0

Session Start: 15:03:39 - Finish: 15:33:46

Weather/Track Conditions: Cloud/Dry

Circuit: Brands Hatch Grand Prix Circuit

Track Length: 3.916 Km - 2.4330 miles



'Legends of Brands Hatch' Historic Race Meeting - 1 - 3 Jul 2016

GT & Sports Car Cup

Race 3 - Starting Grid - Amended

Sheet No:

Start Time : 10:10 - Heat Duration : 50 Minutes

13	25	77	Wyndham-Hill				
12		23	103	Georg Nolte	24	19	Hooper-Emmerling
11	21	55	Richard Collyer		22	154	Aylett-Farrall
10		19	35	King-Plant	20	68	Marc Gordon
9	17	57	Knight R-Knight M		18	41	Montgomery I -Montgomery B
8		15	8	Yates-Wilson	16	69	Skipworth-Dean
7	13	11	Guy Peeters		14	45	Paton-Mcewen
6		11	46	Pietro Vergnano	12	59	Worthington-Midgley
5	9	61	Orebi Gann-Bell		10	92	Merry-Clayson
4		7	12	Tyzack-Taylor	8	47	Paul-Arif
3	5	58	Nyblaus-Welch		6	84	Read Gomm
2		3	53	Welch-Corfield	4	56	Clarkson-Smithies
1	1	75	Voyazides-Hadfield		2	80	Craig Davies
ROW							

Pole Right

Car 77 to start from back of grid due to change of car.

Circuit: Brands Hatch Grand Prix Circuit
Track Length: 3.916 Km - 2.4330 miles

These results are provisional until the conclusion of any judicial and technical matters.

Clerk of the Course:	Timekeeper:	Issued at:
Julian Floyd	Nick Palmer	

'Legends of Brands Hatch' Historic Race Meeting - 1 - 3 Jul 2016

Derek Bell Trophy Qualifying for Race 12 - Classification

Sheet No:

POS	NO	DRIVER/S	CLASS	CLASS POS	CAR MAKE / MODEL	TIME	ON	LAPS	GAP	DIFF	MPH
1	19	Michael Lyons	INV	1	Surtees TS9	1:26.099	4	6			101.73
2	11	Mark Charteris	CC	1	Mallock Mk20/21	1:27.869	7	8	1.770	1.770	99.68
3	7	Neil Glover	F	1	Chevron B37	1:28.150	10	11	2.051	0.281	99.36
4	22	Mark Dwyer	C	1	March 742	1:28.588	2	12	2.489	0.438	98.87
5	52	Daryl Taylor	F	2	Chevron B28	1:29.956	3	11	3.857	1.368	97.37
6	73	Adrian Hall	F	3	Trojan T101	1:30.060	10	12	3.961	0.104	97.25
7	71	Simon Taylor	F	4	Chevron B28	1:31.447	9	10	5.348	1.387	95.78
8	74	Frank Lyons	F	5	Eagle FA74	1:31.626	8	11	5.527	0.179	95.59
9	69	Martyn Donn	B	1	Lola T760	1:32.398	9	11	6.299	0.772	94.79
10	30	Paul Campfield	F	6	Chevron B24	1:32.450	11	11	6.351	0.052	94.74
11	5	Chris Atkinson	E	1	Surtees TS8	1:33.038	9	11	6.939	0.588	94.14
12	31	Rob Wainwright	A	1	Crossle 18F	1:33.333	10	10	7.234	0.295	93.84
13	21	John Harrison	CC	2	Mallock Mk21	1:33.702	8	8	7.603	0.369	93.47
14	117	Michael Bletsoe-Brown	C	2	Chevron B27	1:34.015	9	11	7.916	0.313	93.16
15	77	Peter Alexander	B	2	Chevron B29	1:35.033	9	11	8.934	1.018	92.17
16	35	Marc Mercer	H	1	Van Diemen RF82	1:35.246	11	11	9.147	0.213	91.96
17	17	Alan Cook	CC	3	Mallock Mk20	1:36.542	11	11	10.443	1.296	90.72
18	10	Daniel Pyett	A	2	Tecno F2	1:36.648	10	10	10.549	0.106	90.63
19	58	Pat Gormley	G	1	Safir RJ03	1:37.528	8	8	11.429	0.880	89.81
20	16	Will Tomkins	C	3	March 732	1:38.713	2	2	12.614	1.185	88.73
21	9	Antonio Armelin	H	2	Reynard SF79	1:39.046	10	10	12.947	0.333	88.43
22	2	Michael Sidgwick	F	7	Trojan T101	1:40.888	9	11	14.789	1.842	86.82
23	12	Wil Arif	B	3	March 712	1:43.713	6	10	17.614	2.825	84.45
24	28	Robert Cracknell	H	3	Reynard SF84	1:46.168	7	9	20.069	2.455	82.50
25	32	Adam Simmonds	E	2	Lola T142	2:09.460	5	5	43.361	23.292	67.66
26	55	Judy Lyons	F	8	Lola T332	2:17.867	8	8	51.768	8.407	63.53

Session Start: 15:44:41 - Finish: 16:11:29
 Weather/Track Conditions: Bright/Dry
 Circuit: Brands Hatch Grand Prix Circuit
 Track Length: 3.916 Km - 2.4330 miles

These results are provisional until the conclusion of any judicial and technical matters.

Clerk of the Course:

Julian Floyd

Timekeeper:

Nick Palmer

Issued at:

'Legends of Brands Hatch' Historic Race Meeting - 1 - 3 Jul 2016

Derek Bell Trophy

Qualifying for Race 12 - Sector Analysis

2 Michael Sidgwick (F)									Trojan T101								
lap	Sect-1	Speed	Sect-2	Speed	Sect-3	Speed	TopSpeed	laptime pit	lap	Sect-1	Speed	Sect-2	Speed	Sect-3	Speed	Topspeed	laptime pit
1	Out	75.9	51.643		26.118	125.8		1:57.740	7	31.949	92.2	48.899		23.317	134.4		1:44.165
2	33.836	95.9	47.321		23.817	135.2		1:44.974	8	32.602	89.3	46.689		23.615	131.0		1:42.906
3	32.058	<u>101.7</u>	46.234		28.716	78.1		1:47.008	9	<u>31.750</u>	101.6	45.580		23.558	133.6		<u>1:40.888</u>
4			In		In			10:18.386 P	10	32.322	98.7	<u>44.662</u>		24.459	118.1		1:41.443
5	Out	93.0	49.212		23.920	127.3		1:50.958	11	33.950	100.8	45.555		<u>23.178</u>	<u>137.1</u>		1:42.683
6	32.354	97.2	45.379		23.551	136.3		1:41.284	12								

5 Chris Atkinson (E)									Surtees TS8								
lap	Sect-1	Speed	Sect-2	Speed	Sect-3	Speed	TopSpeed	laptime pit	lap	Sect-1	Speed	Sect-2	Speed	Sect-3	Speed	Topspeed	laptime pit
1	Out	67.6	48.008		24.057	140.0		1:52.067	7	32.072	103.0	44.154		22.836	134.4		1:39.062
2	30.460	97.6	42.064		<u>21.810</u>	<u>144.5</u>		1:34.334	8	30.828	104.9	42.695		21.880	144.2		1:35.403
3	29.783	100.5	44.459		22.337	138.3		1:36.579	9	<u>29.123</u>	104.2	41.970		21.945	144.2		<u>1:33.038</u>
4	47.575	55.6	In		In			10:40.898 P	10	29.808	108.8	<u>41.813</u>		21.861	143.9		1:33.482
5	Out	94.7	43.807		22.557	141.7		1:42.289	11	31.613	<u>109.0</u>	41.850		22.172	142.0		1:35.635
6	29.947	101.6	42.366		22.470	143.3		1:34.783	12								

7 Neil Glover (F)									Chevron B37								
lap	Sect-1	Speed	Sect-2	Speed	Sect-3	Speed	TopSpeed	laptime pit	lap	Sect-1	Speed	Sect-2	Speed	Sect-3	Speed	Topspeed	laptime pit
1	Out	89.7	44.647		In			2:46.180 P	7	30.947	101.9	45.198		24.900	145.4		1:41.045
2	Out	96.2	41.367		21.339	145.1		1:35.665	8	<u>27.806</u>	113.2	39.645		24.187	91.4		1:31.638
3	30.167	98.4	41.134		31.850	85.0		1:43.151	9	34.804	91.5	42.435		22.396	144.8		1:39.635
4			In		In			9:46.396 P	10	27.921	<u>117.3</u>	39.550		<u>20.679</u>	<u>148.0</u>		<u>1:28.150</u>
5	Out	102.3	42.180		22.972	140.9		1:38.664	11	29.251	104.6	42.300		22.520	136.0		1:34.071
6	28.217	107.2	<u>39.449</u>		21.515	139.7		1:29.181	12								

9 Antonio Armelin (H)									Reynard SF79								
lap	Sect-1	Speed	Sect-2	Speed	Sect-3	Speed	TopSpeed	laptime pit	lap	Sect-1	Speed	Sect-2	Speed	Sect-3	Speed	Topspeed	laptime pit
1	Out	81.5	50.926		25.293	113.5		1:56.711	6	31.508	92.9	44.682		23.825	115.3		1:40.015
2	32.980	92.1	47.034		24.666	115.3		1:44.680	7	31.885	92.9	46.509		24.013	<u>116.1</u>		1:42.407
3	32.690	89.1	46.074		29.106	90.7		1:47.870	8	31.549	92.7	48.561		24.020	114.1		1:44.130
4			In		In			9:55.789 P	9	31.816	<u>93.9</u>	45.014		24.019	115.7		1:40.849
5	Out	90.5	47.297		24.136	115.1		1:48.515	10	<u>31.216</u>	93.6	<u>44.292</u>		<u>23.538</u>	115.9		<u>1:39.046</u>

10 Daniel Pyett (A)									Tecno F2								
lap	Sect-1	Speed	Sect-2	Speed	Sect-3	Speed	TopSpeed	laptime pit	lap	Sect-1	Speed	Sect-2	Speed	Sect-3	Speed	Topspeed	laptime pit
1	Out	94.0	47.558		26.272	120.2		1:52.626	6	31.482	100.9	44.578		24.202	123.1		1:40.262
2	33.715	93.1	46.006		24.180	125.4		1:43.901	7	31.185	102.3	43.295		23.672	125.6		1:38.152
3	31.854	98.3	46.089		28.633	77.7		1:46.576	8	30.795	102.5	43.254		23.193	126.3		1:37.242
4			In		In			10:39.970 P	9	<u>30.326</u>	<u>103.9</u>	43.285		23.471	124.2		1:37.082
5	Out	84.7	45.514		23.886	125.8		1:45.956	10	31.253	102.3	<u>42.585</u>		<u>22.810</u>	<u>128.0</u>		<u>1:36.648</u>

11 Mark Charteris (CC)									Mallock Mk20/21								
lap	Sect-1	Speed	Sect-2	Speed	Sect-3	Speed	TopSpeed	laptime pit	lap	Sect-1	Speed	Sect-2	Speed	Sect-3	Speed	Topspeed	laptime pit
1	Out	88.4	47.020		24.181	124.2		1:48.514	5	Out	101.6	39.998		21.811	126.3		1:34.217
2	29.885	102.2	40.333		21.758	125.4		1:31.976	6	28.221	<u>105.5</u>	39.760		21.263	125.4		1:29.244
3	28.312	104.7	39.670		21.405	<u>127.3</u>		1:29.387	7	28.034	104.1	<u>38.832</u>		<u>21.003</u>	125.8		<u>1:27.869</u>
4	31.634	51.4	In		In			10:42.766 P	8	28.142	103.4	39.511		21.084	127.0		1:28.737

12 Wil Arif (B)									March 712								
lap	Sect-1	Speed	Sect-2	Speed	Sect-3	Speed	TopSpeed	laptime pit	lap	Sect-1	Speed	Sect-2	Speed	Sect-3	Speed	Topspeed	laptime pit
1	Out	79.8	51.155		27.154	106.2		2:00.054	6	<u>32.109</u>	<u>95.9</u>	<u>44.866</u>		26.738	102.0		<u>1:43.713</u>
2	35.029	85.9	49.484		25.596	116.3		1:50.109	7	34.068	89.8	52.280		27.322	96.0		1:53.670
3	34.886	88.5	46.893		27.872	92.4		1:49.651	8	37.427	85.3	47.676		25.943	102.5		1:51.046
4			In		In			9:49.492 P	9	33.302	91.1	45.955		24.600	111.3		1:43.857
5	Out	94.8	46.022		<u>24.283</u>	<u>119.0</u>		1:46.114	10	33.205	89.7	47.251		25.742	110.9		1:46.198

16 Will Tomkins (C)									March 732								
lap	Sect-1	Speed	Sect-2	Speed	Sect-3	Speed	TopSpeed	laptime pit	lap	Sect-1	Speed	Sect-2	Speed	Sect-3	Speed	Topspeed	laptime pit
1	Out	92.0	45.936		23.171	133.3		1:50.541	2	31.754	<u>103.3</u>	43.850		<u>23.109</u>	<u>138.5</u>		<u>1:38.713</u>

Session Start: 15:44:41 - Finish: 16:11:29
 Weather/Track Conditions: Bright/Dry
 Circuit: Brands Hatch Grand Prix Circuit
 Track Length: 3.916 Km - 2.4330 miles

'Legends of Brands Hatch' Historic Race Meeting - 1 - 3 Jul 2016

Derek Bell Trophy

Qualifying for Race 12 - Sector Analysis

17 Alan Cook (CC)									Mallock Mk20								
lap	Sect-1	Speed	Sect-2	Speed	Sect-3	Speed	TopSpeed	laptime pit	lap	Sect-1	Speed	Sect-2	Speed	Sect-3	Speed	Topspeed	laptime pit
1	Out	77.0	51.083		25.840	117.1		1:59.757	7	31.174	95.6	45.726		23.883	119.2		1:40.783
2	34.152	93.6	46.842		25.148	118.1		1:46.142	8	31.252	100.6	43.682		23.720	119.4		1:38.654
3	33.215	96.1	44.892		25.860	87.2		1:43.967	9	30.692	99.9	43.704		23.196	120.0		1:37.592
4			In		In			10:11.197 P	10	30.547	99.5	44.186		23.476	120.4		1:38.209
5	Out	94.8	45.358		23.585	120.2		1:46.406	11	30.672	100.5	42.900		22.970	121.5		1:36.542
6	32.184	98.3	43.998		23.810	119.2		1:39.992	12								

19 Michael Lyons (INV)									Surtees TS9								
lap	Sect-1	Speed	Sect-2	Speed	Sect-3	Speed	TopSpeed	laptime pit	lap	Sect-1	Speed	Sect-2	Speed	Sect-3	Speed	Topspeed	laptime pit
1	Out	85.1	47.709		In			19:11.889 P	4	27.725	108.6	38.180		20.194	152.3		1:26.099
2	Out	96.6	40.958		21.347	147.0		1:34.463	5	31.500	106.5	42.695		20.390	149.6		1:34.585
3	28.380	110.4	40.663		20.946	151.3		1:29.989	6	31.380	90.0	46.454		20.623	152.3		1:38.457

21 John Harrison (CC)									Mallock Mk21								
lap	Sect-1	Speed	Sect-2	Speed	Sect-3	Speed	TopSpeed	laptime pit	lap	Sect-1	Speed	Sect-2	Speed	Sect-3	Speed	Topspeed	laptime pit
1								12:03.903	5	30.407	100.0	46.769		23.685	125.4		1:40.861
2	Out	98.6	46.679		24.843	122.4		1:49.431	6	31.928	101.3	45.870		25.927	123.8		1:43.725
3	31.463	100.8	45.386		24.353	124.5		1:41.202	7	29.843	103.1	44.068		23.140	126.1		1:37.051
4	32.456	79.0	49.191		23.660	124.5		1:45.307	8	29.743	103.7	41.513		22.446	126.6		1:33.702

22 Mark Dwyer (C)									March 742								
lap	Sect-1	Speed	Sect-2	Speed	Sect-3	Speed	TopSpeed	laptime pit	lap	Sect-1	Speed	Sect-2	Speed	Sect-3	Speed	Topspeed	laptime pit
1	Out	99.8	41.764		21.633	136.0		1:38.582	7	29.835	110.0	38.667		21.138	137.1		1:29.640
2	28.397	111.7	39.351		20.840	137.1		1:28.588	8	29.572	108.3	41.796		22.712	136.8		1:34.080
3	30.368	106.2	40.459		21.350	137.4		1:32.177	9	28.050	111.7	44.968		24.633	122.9		1:37.651
4	27.859	113.0	40.465		26.967	93.5		1:35.291	10	28.153	112.2	39.179		21.802	133.9		1:29.134
5			In		In			9:40.535 P	11	28.497	110.4	41.526		26.591	97.2		1:36.614
6	Out	93.9	40.773		23.144	130.7		1:37.551	12	35.097	85.9	45.311		21.627	134.7		1:42.035

28 Robert Cracknell (H)									Reynard SF84								
lap	Sect-1	Speed	Sect-2	Speed	Sect-3	Speed	TopSpeed	laptime pit	lap	Sect-1	Speed	Sect-2	Speed	Sect-3	Speed	Topspeed	laptime pit
1	Out	81.0	53.786		26.406	109.7		2:03.098	6	32.626	93.3	48.437		25.482	112.4		1:46.545
2	33.889	92.7	57.973		26.069	109.8		1:57.931	7	33.076	92.1	48.298		24.794	114.7		1:46.168
3	34.665	79.5	56.951		In			11:40.008 P	8	35.608	91.1	49.362		24.794	113.5		1:49.764
4	Out	83.1	50.970		25.372	112.6		1:58.523	9	46.689	91.7	48.676		25.062	105.4		2:00.427
5	33.110	89.5	49.417		25.212	113.5		1:47.739	10								

30 Paul Campfield (F)									Chevron B24								
lap	Sect-1	Speed	Sect-2	Speed	Sect-3	Speed	TopSpeed	laptime pit	lap	Sect-1	Speed	Sect-2	Speed	Sect-3	Speed	Topspeed	laptime pit
1	Out	88.1	45.701		23.385	135.2		1:47.402	7	29.678	105.4	42.565		22.319	143.9		1:34.562
2	30.163	104.9	41.918		21.628	147.7		1:33.709	8	29.442	109.8	43.540		22.193	146.4		1:35.175
3	29.860	103.1	43.375		22.240	147.3		1:35.475	9	30.579	104.4	41.601		21.645	146.1		1:33.825
4	29.492	103.9	In		In			10:42.454 P	10	30.112	105.9	41.316		21.730	146.1		1:33.158
5	Out	106.7	43.218		21.852	146.1		1:39.378	11	29.445	102.6	41.082		21.923	147.7		1:32.450
6	29.373	112.2	41.683		22.197	144.8		1:33.253	12								

31 Rob Wainwright (A)									Crossle 18F								
lap	Sect-1	Speed	Sect-2	Speed	Sect-3	Speed	TopSpeed	laptime pit	lap	Sect-1	Speed	Sect-2	Speed	Sect-3	Speed	Topspeed	laptime pit
1	Out	96.7	45.304		24.077	121.8		1:47.144	6	30.525	100.6	41.803		23.560	122.4		1:35.888
2	30.623	98.7	44.286		23.381	123.3		1:38.290	7	30.248	100.9	42.990		23.762	120.7		1:37.000
3	30.812	99.9	45.326		28.965	80.7		1:45.103	8	30.685	101.7	46.843		In			3:41.989 P
4			In		In			10:03.915 P	9	Out	100.8	42.512		23.950	122.2		1:40.497
5	Out	99.8	44.562		23.469	121.8		1:42.127	10	29.453	103.9	41.273		22.607	123.5		1:33.333

32 Adam Simmonds (E)									Lola T142								
lap	Sect-1	Speed	Sect-2	Speed	Sect-3	Speed	TopSpeed	laptime pit	lap	Sect-1	Speed	Sect-2	Speed	Sect-3	Speed	Topspeed	laptime pit
1	Out	62.7	1:08.259		33.600	87.6		2:35.248	4	Out	65.8	1:02.343		30.551	94.7		2:22.007
2	44.547	64.7	1:02.573		32.638	91.4		2:19.758	5	41.291	70.9	57.909		30.260	103.3		2:09.460
3	47.024	58.3	In		In			11:12.071 P	6								

Session Start: 15:44:41 - Finish: 16:11:29
Weather/Track Conditions: Bright/Dry
Circuit: Brands Hatch Grand Prix Circuit
Track Length: 3.916 Km - 2.4330 miles

'Legends of Brands Hatch' Historic Race Meeting - 1 - 3 Jul 2016

Derek Bell Trophy

Qualifying for Race 12 - Sector Analysis

35 Marc Mercer (H)									Van Diemen RF82										
lap	Sect-1	Speed	Sect-2	Speed	Sect-3	Speed	TopSpeed	laptime	pit	lap	Sect-1	Speed	Sect-2	Speed	Sect-3	Speed	Topspeed	laptime	pit
1	Out	85.3	45.623		24.231	114.9		1:48.094		7	31.308	93.1	48.737		23.642	116.7		1:43.687	
2	31.265	94.4	43.628		23.556	115.1		1:38.449		8	31.682	93.1	44.790		23.413	116.5		1:39.885	
3	30.402	95.0	44.140		23.532	116.3		1:38.074		9	30.362	95.1	42.558		23.332	115.7		1:36.252	
4	48.723	52.0	In		In			10:58.203	P	10	30.289	93.9	42.565		23.604	115.5		1:36.458	
5	Out	94.3	43.289		23.637	116.9		1:41.311		11	29.977	95.6	42.177		23.092	117.1		1:35.246	
6	30.775	93.4	44.940		24.211	116.3		1:39.926		12									

52 Daryl Taylor (F)									Chevron B28										
lap	Sect-1	Speed	Sect-2	Speed	Sect-3	Speed	TopSpeed	laptime	pit	lap	Sect-1	Speed	Sect-2	Speed	Sect-3	Speed	Topspeed	laptime	pit
1	Out	95.4	45.025		24.443	136.3		1:48.084		7	30.221	110.0	41.373		22.208	141.2		1:33.802	
2	29.683	107.0	40.606		21.790	141.4		1:32.079		8	29.636	110.7	42.102		21.890	142.6		1:33.628	
3	28.569	109.3	40.351		21.036	143.3		1:29.956		9	29.140	107.6	41.478		21.587	142.0		1:32.205	
4	31.079	50.2	In		In			10:55.484	P	10	30.445	104.4	40.297		21.263	142.6		1:32.005	
5	Out	107.9	41.818		21.937	140.6		1:36.989		11	29.158	108.1	40.382		22.154	141.4		1:31.694	
6	28.987	111.7	40.404		21.743	142.3		1:31.134		12									

55 Judy Lyons (F)									Lola T332										
lap	Sect-1	Speed	Sect-2	Speed	Sect-3	Speed	TopSpeed	laptime	pit	lap	Sect-1	Speed	Sect-2	Speed	Sect-3	Speed	Topspeed	laptime	pit
1	Out	62.9	1:09.582		34.222	89.9		2:34.059		5	43.855	68.5	1:06.976		32.942	87.3		2:23.773	
2	43.286	62.6	1:06.039		34.409	77.9		2:23.734		6	43.101	73.4	1:03.884		32.852	90.3		2:19.837	
3	52.478	55.1	In		In			11:28.340	P	7	44.816	70.1	1:02.800		33.128	87.7		2:20.744	
4	Out	64.8	1:04.213		35.705	80.1		2:28.274		8	45.457	67.9	1:01.294		31.116	88.0		2:17.867	

58 Pat Gormley (G)									Safir RJ03										
lap	Sect-1	Speed	Sect-2	Speed	Sect-3	Speed	TopSpeed	laptime	pit	lap	Sect-1	Speed	Sect-2	Speed	Sect-3	Speed	Topspeed	laptime	pit
1	Out	86.2	46.911		24.592	115.5		1:48.388		5	Out	91.4	44.385		23.995	113.3		1:43.836	
2	33.828	90.5	51.122		24.843	114.5		1:49.793		6	30.418	93.1	45.102		24.034	112.8		1:39.554	
3	32.030	92.7	45.829		28.121	73.2		1:45.980		7	30.278	92.9	44.119		23.849	114.3		1:38.246	
4			In		In			10:49.566	P	8	30.417	93.6	43.554		23.557	114.3		1:37.528	

69 Martyn Donn (B)									Lola T760										
lap	Sect-1	Speed	Sect-2	Speed	Sect-3	Speed	TopSpeed	laptime	pit	lap	Sect-1	Speed	Sect-2	Speed	Sect-3	Speed	Topspeed	laptime	pit
1	Out	91.4	48.203		23.588	125.1		1:52.547		7	29.910	104.6	42.130		22.881	125.4		1:34.921	
2	30.035	97.7	45.974		23.129	125.6		1:39.138		8	29.003	105.5	42.289		23.219	126.8		1:34.511	
3	29.446	103.9	45.158		28.871	85.3		1:43.475		9	29.041	103.1	41.055		22.302	125.8		1:32.398	
4			In		In			10:14.384	P	10	28.379	106.5	42.723		23.018	125.4		1:34.120	
5	Out	100.2	44.162		23.039	125.6		1:41.798		11	30.273	104.9	42.026		23.269	125.1		1:35.568	
6	28.986	103.6	41.584		22.747	126.8		1:33.317		12									

71 Simon Taylor (F)									Chevron B28										
lap	Sect-1	Speed	Sect-2	Speed	Sect-3	Speed	TopSpeed	laptime	pit	lap	Sect-1	Speed	Sect-2	Speed	Sect-3	Speed	Topspeed	laptime	pit
1	Out	98.2	44.907		22.649	140.3		1:47.724		6	30.013	113.4	39.959		21.636	142.3		1:31.608	
2	30.736	111.1	42.135		21.647	142.6		1:34.518		7	30.567	116.5	40.490		22.147	139.7		1:33.204	
3	30.601	111.8	41.282		23.388	143.0		1:35.271		8	29.777	113.9	43.007		22.130	145.1		1:34.914	
4	34.461	78.9	In		In			10:41.104	P	9	29.696	117.1	40.545		21.206	145.4		1:31.447	
5	Out	96.2	42.874		22.709	136.3		1:41.327		10	29.918	110.6	40.575		21.014	144.8		1:31.507	

73 Adrian Hall (F)									Trojan T101										
lap	Sect-1	Speed	Sect-2	Speed	Sect-3	Speed	TopSpeed	laptime	pit	lap	Sect-1	Speed	Sect-2	Speed	Sect-3	Speed	Topspeed	laptime	pit
1	Out	90.0	44.098		22.981	140.0		1:44.477		7	28.623	111.7	40.280		21.495	143.0		1:30.398	
2	30.298	101.4	42.298		21.380	142.0		1:33.976		8	28.451	113.0	40.399		21.309	142.3		1:30.159	
3	28.776	106.7	41.363		21.210	141.7		1:31.349		9	28.489	110.2	42.249		21.181	143.0		1:31.919	
4	29.830	92.9	In		In			10:43.550	P	10	28.367	110.9	40.497		21.196	143.6		1:30.060	
5	Out	107.6	41.513		21.620	142.3		1:35.588		11	27.962	115.1	40.432		22.710	136.8		1:31.104	
6	28.712	111.8	40.662		21.412	143.0		1:30.786		12	31.469	111.3	40.229		21.116	143.3		1:32.814	

Session Start: 15:44:41 - Finish: 16:11:29
Weather/Track Conditions: Bright/Dry
Circuit: Brands Hatch Grand Prix Circuit
Track Length: 3.916 Km - 2.4330 miles

'Legends of Brands Hatch' Historic Race Meeting - 1 - 3 Jul 2016

Derek Bell Trophy

Qualifying for Race 12 - Sector Analysis

74 Frank Lyons (F)									Eagle FA74								
lap	Sect-1	Speed	Sect-2	Speed	Sect-3	Speed	TopSpeed	laptime pit	lap	Sect-1	Speed	Sect-2	Speed	Sect-3	Speed	Topspeed	laptime pit
1	Out	93.3	43.908		23.403	129.2		1:45.163	7	28.887	101.1	43.650		22.823	130.5		1:35.360
2	30.014	99.2	43.557		21.849	134.7		1:35.420	8	29.109	108.6	40.454		22.063	138.0		1:31.626
3	29.709	106.7	42.094		In			2:46.883 P	9	29.181	104.9	41.597		21.608	140.3		1:32.386
4	Out		In		In			9:56.415 P	10	30.251	107.0	40.484		21.736	138.3		1:32.471
5	Out	101.9	43.229		23.930	121.1		1:40.770	11	35.872	82.5	47.921		22.346	110.9		1:46.139
6	29.813	106.5	40.917		22.418	133.3		1:33.148	12								

77 Peter Alexander (B)									Chevron B29								
lap	Sect-1	Speed	Sect-2	Speed	Sect-3	Speed	TopSpeed	laptime pit	lap	Sect-1	Speed	Sect-2	Speed	Sect-3	Speed	Topspeed	laptime pit
1	Out	86.7	48.456		25.407	123.1		1:51.503	7	30.475	100.0	43.728		22.810	124.7		1:37.013
2	31.457	99.2	47.178		23.662	123.1		1:42.297	8	29.987	101.6	43.089		22.818	126.3		1:35.894
3	30.341	99.6	44.490		24.853	115.1		1:39.684	9	30.221	98.6	42.138		22.674	123.8		1:35.033
4	47.453	59.7	In		In			10:32.460 P	10	29.919	101.6	43.008		22.907	125.4		1:35.834
5	Out	96.7	44.961		23.943	125.6		1:43.401	11	31.756	93.4	43.393		22.594	124.7		1:37.743
6	30.774	100.9	44.788		23.609	124.2		1:39.171	12								

117 Michael Bletsoe-Brown (C)									Chevron B27								
lap	Sect-1	Speed	Sect-2	Speed	Sect-3	Speed	TopSpeed	laptime pit	lap	Sect-1	Speed	Sect-2	Speed	Sect-3	Speed	Topspeed	laptime pit
1	Out	92.2	46.387		24.579	128.0		1:47.918	7	29.868	101.3	42.778		22.418	132.3		1:35.064
2	33.459	96.7	43.299		22.762	130.5		1:39.520	8	30.115	104.6	42.282		22.510	132.3		1:34.907
3	30.570	102.2	42.856		23.853	115.1		1:37.279	9	29.798	106.0	41.859		22.358	133.1		1:34.015
4	40.931	61.9	In		In			10:25.901 P	10	30.014	103.7	41.909		22.840	129.5		1:34.763
5	Out	97.7	43.676		22.730	128.0		1:40.176	11	35.167	107.4	41.626		22.441	132.0		1:39.234
6	30.253	106.9	42.037		22.699	130.7		1:34.989	12								

Session Start: 15:44:41 - Finish: 16:11:29
Weather/Track Conditions: Bright/Dry
Circuit: Brands Hatch Grand Prix Circuit
Track Length: 3.916 Km - 2.4330 miles

'Legends of Brands Hatch' Historic Race Meeting - 1 - 3 Jul 2016

Derek Bell Trophy

Qualifying for Race 12 - Best Sector Times

POS	NO	DRIVER/S	Sector 1			Sector 2			Sector 3			IDEAL LAP	BEST LAP	On
			TIME	LAP	POS	TIME	LAP	POS	TIME	LAP	POS			
1	19	Michael Lyons	27.725	4	1	38.180	4	1	20.194	4	1	1:26.099	1:26.099	4
2	11	Mark Charteris	28.034	7	5	38.832	7	3	21.003	7	4	1:27.869	1:27.869	7
3	7	Neil Glover	27.806	8	2	39.449	6	4	20.679	10	2	1:27.934	1:28.150	10
4	22	Mark Dwyer	27.859	4	3	38.667	7	2	20.840	2	3	1:27.366	1:28.588	2
5	52	Daryl Taylor	28.569	3	7	40.297	10	7	21.036	3	6	1:29.902	1:29.956	3
6	73	Adrian Hall	27.962	11	4	40.229	12	6	21.116	12	7	1:29.307	1:30.060	10
7	71	Simon Taylor	29.463	11	12	39.959	6	5	21.014	10	5	1:30.436	1:31.447	9
8	74	Frank Lyons	28.887	7	8	40.454	8	8	21.608	9	8	1:30.949	1:31.626	8
9	69	Martyn Donn	28.379	10	6	41.055	9	9	22.302	9	11	1:31.736	1:32.398	9
10	30	Paul Campfield	29.373	6	10	41.082	11	10	21.628	2	9	1:32.083	1:32.450	11
11	5	Chris Atkinson	29.123	9	9	41.813	10	14	21.810	2	10	1:32.746	1:33.038	9
12	31	Rob Wainwright	29.453	10	11	41.273	10	11	22.607	10	15	1:33.333	1:33.333	10
13	21	John Harrison	29.743	8	13	41.513	8	12	22.446	8	13	1:33.702	1:33.702	8
14	117	Michael Bletsoe-Brown	29.798	9	14	41.626	11	13	22.358	9	12	1:33.782	1:34.015	9
15	77	Peter Alexander	29.919	10	15	42.138	9	15	22.594	11	14	1:34.651	1:35.033	9
16	35	Marc Mercer	29.977	11	16	42.177	11	16	23.092	11	18	1:35.246	1:35.246	11
17	17	Alan Cook	30.547	10	19	42.900	11	18	22.970	11	17	1:36.417	1:36.542	11
18	10	Daniel Pyett	30.326	9	18	42.585	10	17	22.810	10	16	1:35.721	1:36.648	10
19	58	Pat Gormley	30.278	7	17	43.554	8	19	23.557	8	22	1:37.389	1:37.528	8
20	16	Will Tomkins	31.754	2	22	43.850	2	20	23.109	2	19	1:38.713	1:38.713	2
21	9	Antonio Armelin	31.216	10	20	44.292	10	21	23.538	10	21	1:39.046	1:39.046	10
22	2	Michael Sidgwick	31.750	9	21	44.662	10	22	23.178	11	20	1:39.590	1:40.888	9
23	12	Wil Arif	32.109	6	23	44.866	6	23	24.283	5	23	1:41.258	1:43.713	6
24	28	Robert Cracknell	32.626	6	24	48.298	7	24	24.794	7	24	1:45.718	1:46.168	7
25	32	Adam Simmonds	39.500	6	25	57.465	6	25	30.260	5	25	2:07.225	2:09.460	5
26	55	Judy Lyons	43.101	6	26	1:01.294	8	26	31.116	8	26	2:15.511	2:17.867	8

Session Start: 15:44:41 - Finish: 16:11:29

Weather/Track Conditions: Bright/Dry

Circuit: Brands Hatch Grand Prix Circuit

Track Length: 3.916 Km - 2.4330 miles



'Legends of Brands Hatch' Historic Race Meeting - 1 - 3 Jul 2016

Derek Bell Trophy

Qualifying for Race 12 - Best Sector Speeds

	NO	SECTOR 1	MPH	NO	SECTOR 2	MPH	NO	SECTOR 3	MPH
1	7	Neil Glover	117.3		NO SPEED TRAP		19	Michael Lyons	152.3
2	71	Simon Taylor	117.1				7	Neil Glover	148.0
3	73	Adrian Hall	115.1				30	Paul Campfield	147.7
4	22	Mark Dwyer	113.0				71	Simon Taylor	145.4
5	30	Paul Campfield	112.2				5	Chris Atkinson	144.5
6	52	Daryl Taylor	111.7				73	Adrian Hall	143.6
7	19	Michael Lyons	110.4				52	Daryl Taylor	143.3
8	5	Chris Atkinson	109.0				74	Frank Lyons	140.3
9	74	Frank Lyons	108.6				16	Will Tomkins	138.5
10	117	Michael Bletsoe-Brown	107.4				22	Mark Dwyer	137.4
11	69	Martyn Donn	106.5				2	Michael Sidgwick	137.1
12	11	Mark Charteris	105.5				117	Michael Bletsoe-Brown	133.1
13	10	Daniel Pyett	103.9				10	Daniel Pyett	128.0
14	31	Rob Wainwright	103.9				11	Mark Charteris	127.3
15	21	John Harrison	103.7				69	Martyn Donn	126.8
16	16	Will Tomkins	103.3				21	John Harrison	126.6
17	2	Michael Sidgwick	101.7				77	Peter Alexander	126.3
18	77	Peter Alexander	101.6				31	Rob Wainwright	123.5
19	17	Alan Cook	100.6				17	Alan Cook	121.5
20	12	Wil Arif	95.9				12	Wil Arif	119.0
21	35	Marc Mercer	95.6				35	Marc Mercer	117.1
22	9	Antonio Armelin	93.9				9	Antonio Armelin	116.1
23	58	Pat Gormley	93.6				58	Pat Gormley	115.5
24	28	Robert Cracknell	93.3				28	Robert Cracknell	114.7
25	32	Adam Simmonds	75.9				32	Adam Simmonds	103.3
26	55	Judy Lyons	73.4				55	Judy Lyons	90.3

Session Start: 15:44:41 - Finish: 16:11:29

Weather/Track Conditions: Bright/Dry

Circuit: Brands Hatch Grand Prix Circuit

Track Length: 3.916 Km - 2.4330 miles



'Legends of Brands Hatch' Historic Race Meeting - 1 - 3 Jul 2016

Derek Bell Trophy

Race 12 - Starting Grid - Amended

Sheet No:

Start Time : 17:05 - Heat Duration : 25 Minutes

13	25	7 Neil Glover		
12	23	32 Adam Simmonds	24	55 Judy Lyons
11	21	12 Wil Arif	22	28 Robert Cracknell
10	19	9 Antonio Armelin	20	2 Michael Sidgwick
9	17	10 Daniel Pyett	18	58 Pat Gormley
8	15	35 Marc Mercer	16	17 Alan Cook
7	13	117 Michael Bletsoe-Brown	14	77 Peter Alexander
6	11	31 Rob Wainwright	12	21 John Harrison
5	9	30 Paul Campfield	10	5 Chris Atkinson
4	7	74 Frank Lyons	8	69 Martyn Donn
3	5	73 Adrian Hall	6	71 Simon Taylor
2	3	22 Mark Dwyer	4	52 Daryl Taylor
1	1	19 Michael Lyons	2	11 Mark Charteris
ROW		Pole Right		

Car 7 to start from back of grid due to change of car.

Circuit: Brands Hatch Grand Prix Circuit
Track Length: 3.916 Km - 2.4330 miles

These results are provisional until the conclusion of any judicial and technical matters.

Clerk of the Course:	Timekeeper:	Issued at:
Julian Floyd	Nick Palmer	

'Legends of Brands Hatch' Historic Race Meeting - 1 - 3 Jul 2016

Pre 80 Endurance Challenge Series

Qualifying for Race 6 - Classification

Sheet No:

POS	NO	DRIVER/S	CLASS	CLASS POS	CAR MAKE / MODEL	TIME	ON	LAPS	GAP	DIFF	MPH
1	2	Voyazides-Hadfield	SP4	1	Lola T282	1:26.809	15	15			100.90
2	55	Manfredo Rossi	SP3	1	Abarth Osella PA1	1:29.825	10	12	3.016	3.016	97.51
3	3	Piper-Caton	SP3	2	March 75S	1:30.556	4	11	3.747	0.731	96.72
4	96	Doug Hart	SP3	3	March 75S	1:31.078	10	11	4.269	0.522	96.17
5	32	Catlow-Bartell	SP1	1	Chevron B19	1:31.199	17	17	4.390	0.121	96.04
6	34	Schryver A-Schryver J	SP3	4	Chevron B26	1:31.993	17	17	5.184	0.794	95.21
7	62	Gathercole J-Gathercole D	SP3	5	Coldwell C14B	1:32.669	3	13	5.860	0.676	94.52
8	50	Daryl Taylor	SP3	6	Lola T390	1:34.121	8	11	7.312	1.452	93.06
9	24	Vic Nutter	SP3	7	Osella PA3	1:35.939	7	13	9.130	1.818	91.30
10	150	Brooks B-Brooks V	INV	1	Lola T212	1:36.465	3	17	9.656	0.526	90.80
11	60	Guy Peeters	SP3	8	Chevron B23	1:36.725	11	14	9.916	0.260	90.55
12	12	Peter Hallford	GT1	1	Chevrolet Corvette	1:41.200	5	9	14.391	4.475	86.55
13	15	Graeme Cooksley	S20	1	Tiga SC81	1:42.634	13	15	15.825	1.434	85.34
14	65	David Axisa	S20	2	Tiga SC79	1:42.868	8	10	16.059	0.234	85.15
15	88	Kevin Cooke	SP3	9	Royale RP17	1:43.451	5	6	16.642	0.583	84.67
16	30	Jean-Michel Guernonprez	SP3	10	Grac MT14S	1:44.274	16	16	17.465	0.823	84.00
17	75	Neal Stevenson	S20	3	Lola T492	1:45.947	17	17	19.138	1.673	82.67
18	21	Vallery-Masson-Honorat	S20	4	Tiga SC79	1:45.950	16	16	19.141	0.003	82.67
19	35	Roger Waite	S20	5	Royale S2000M	1:46.481	14	17	19.672	0.531	82.26
20	40	Georg Nolte	SP2	1	Ford GT40	1:48.047	10	13	21.238	1.566	81.06
21	39	Taylor A-Taylor D	SP1	2	Chevron B8	1:48.606	9	9	21.797	0.559	80.65

Cars 3 & 30 require working transponders - Regulation Q.12.2.1 refers.

Session Start: 16:19:52 - Finish: 16:49:53

Weather/Track Conditions: Sun/Dry

Circuit: Brands Hatch Grand Prix Circuit

Track Length: 3.916 Km - 2.4330 miles

These results are provisional until the conclusion of any judicial and technical matters.

Clerk of the Course:

Julian Floyd

Timekeeper:

Nick Palmer

Issued at:

'Legends of Brands Hatch' Historic Race Meeting - 1 - 3 Jul 2016

Pre 80 Endurance Challenge Series

Qualifying for Race 6 - Sector Analysis

2 Voyazides-Hadfield (SP4)									Lola T282								
lap	Sect-1	Speed	Sect-2	Speed	Sect-3	Speed	TopSpeed	laptime pit	lap	Sect-1	Speed	Sect-2	Speed	Sect-3	Speed	Topspeed	laptime pit
1	Out	85.9	45.661		23.503	136.0		1:50.522	9	29.408	104.2	43.192		In			2:42.944 P
2	29.878	107.6	41.367		21.454	143.0		1:32.699	10	Out	114.1	39.186		20.941	146.4		1:31.098
3	29.358	107.0	40.093		21.383	143.6		1:30.834	11	27.975	109.1	39.240		21.728	143.0		1:28.943
4	28.824	110.7	39.711		21.211	143.6		1:29.746	12	28.911	113.2	39.679		20.868	144.5		1:29.458
5	28.892	113.0	40.024		21.719	141.2		1:30.635	13	27.841	115.7	46.910		21.381	145.1		1:36.132
6	29.393	107.9	40.517		21.943	141.4		1:31.853	14	27.901	114.1	39.059		20.740	145.7		1:27.700
7	29.817	106.4	40.218		21.251	143.0		1:31.286	15	27.973	115.5	38.263		20.573	147.3		1:26.809
8	29.818	109.0	40.487		21.636	143.9		1:31.941	16								

3 Piper-Caton (SP3)									March 75S								
lap	Sect-1	Speed	Sect-2	Speed	Sect-3	Speed	TopSpeed	laptime pit	lap	Sect-1	Speed	Sect-2	Speed	Sect-3	Speed	Topspeed	laptime pit
1								1:33.938	7								1:33.085
2								1:32.271	8								1:32.718
3								1:31.001	9								1:33.505
4								1:30.556	10								1:32.576
5								6:29.551	11								1:32.757
6								1:33.784	12								

12 Peter Hallford (GT1)									Chevrolet Corvette								
lap	Sect-1	Speed	Sect-2	Speed	Sect-3	Speed	TopSpeed	laptime pit	lap	Sect-1	Speed	Sect-2	Speed	Sect-3	Speed	Topspeed	laptime pit
1	Out	80.9	51.627		26.847	126.3		2:03.353	6	32.690	94.6	45.896		23.653	130.2		1:42.239
2	33.493	95.0	46.342		24.503	112.2		1:44.338	7	32.702	95.6	47.231		23.726	132.0		1:43.659
3	33.344	93.1	47.257		23.647	136.6		1:44.248	8	32.630	93.5	45.567		23.530	129.2		1:41.727
4	32.470	94.3	46.597		23.817	135.2		1:42.884	9	32.780	95.2	46.579		23.726	123.1		1:43.085
5	32.170	94.2	45.505		23.525	130.7		1:41.200	10								

15 Graeme Cooksley (S20)									Tiga SC81								
lap	Sect-1	Speed	Sect-2	Speed	Sect-3	Speed	TopSpeed	laptime pit	lap	Sect-1	Speed	Sect-2	Speed	Sect-3	Speed	Topspeed	laptime pit
1	Out	75.1	55.941		27.931	107.6		2:08.158	9	35.483	88.0	47.928		25.382	114.5		1:48.793
2	36.945	74.9	52.147		26.686	110.9		1:55.778	10	33.441	90.5	46.235		24.809	114.9		1:44.485
3	35.076	80.8	50.695		In			3:48.082 P	11	32.422	90.9	45.875		25.246	112.0		1:43.543
4	Out	84.1	48.849		25.316	113.5		1:56.298	12	32.628	90.6	45.970		24.754	114.5		1:43.352
5	33.352	89.2	47.006		25.131	114.9		1:45.489	13	32.458	91.0	45.401		24.775	114.7		1:42.634
6	32.726	91.5	46.863		24.972	114.9		1:44.561	14	32.586	89.4	47.719		24.317	114.7		1:44.622
7	32.910	90.7	47.022		25.158	114.3		1:45.090	15	32.662	91.2	45.356		24.976	113.3		1:42.994
8	33.305	90.3	47.055		24.802	115.5		1:45.162	16								

21 Vallery-Masson-Honorat (S20)									Tiga SC79								
lap	Sect-1	Speed	Sect-2	Speed	Sect-3	Speed	TopSpeed	laptime pit	lap	Sect-1	Speed	Sect-2	Speed	Sect-3	Speed	Topspeed	laptime pit
1	Out	63.6	54.198		27.848	104.2		2:07.241	9	34.312	85.2	50.088		25.557	108.8		1:49.957
2	36.169	83.1	50.010		26.722	105.2		1:52.901	10	33.096	86.8	49.024		25.632	108.1		1:47.752
3	33.917	84.7	49.530		25.831	107.6		1:49.278	11	32.881	86.4	49.353		25.293	109.3		1:47.527
4	32.971	85.8	49.349		26.427	105.9		1:48.747	12	33.115	86.5	49.279		25.327	108.6		1:47.721
5	33.320	84.0	48.579		25.527	106.7		1:47.426	13	33.440	88.0	49.117		25.674	104.7		1:48.231
6	32.472	86.8	47.899		25.847	106.2		1:46.218	14	33.950	84.7	49.873		25.972	104.9		1:49.795
7	33.265	84.1	48.414		In			3:36.752 P	15	33.987	88.6	48.325		25.286	108.8		1:47.598
8	Out	80.1	52.716		26.387	107.2		2:03.081	16	32.830	87.9	47.813		25.307	109.5		1:45.950

24 Vic Nutter (SP3)									Osella PA3								
lap	Sect-1	Speed	Sect-2	Speed	Sect-3	Speed	TopSpeed	laptime pit	lap	Sect-1	Speed	Sect-2	Speed	Sect-3	Speed	Topspeed	laptime pit
1	Out	88.2	51.109		26.349	117.1		1:59.779	8	29.600	100.5	44.680		22.991	129.0		1:37.271
2	32.734	99.9	48.845		25.364	126.3		1:46.943	9	30.425	96.7	44.031		23.188	128.2		1:37.644
3	31.436	97.3	45.516		23.745	127.0		1:40.697	10	30.268	88.5	45.367		22.595	131.5		1:38.230
4	30.911	97.4	43.896		23.727	129.5		1:38.534	11	30.549	103.9	44.394		23.563	126.1		1:38.506
5	29.581	103.3	44.207		In			4:34.179 P	12	35.834	89.1	45.602		22.647	127.8		1:44.083
6	Out	93.8	43.870		23.588	126.3		1:46.215	13	29.630	104.6	42.953		26.338	108.2		1:38.921
7	30.003	102.6	42.940		22.996	130.7		1:35.939	14								

Session Start: 16:19:52 - Finish: 16:49:53

Weather/Track Conditions: Sun/Dry

Circuit: Brands Hatch Grand Prix Circuit

Track Length: 3.916 Km - 2.4330 miles

'Legends of Brands Hatch' Historic Race Meeting - 1 - 3 Jul 2016

Pre 80 Endurance Challenge Series

Qualifying for Race 6 - Sector Analysis

30 Jean-Michel Guermonprez (SP3)								Grac MT14S											
lap	Sect-1	Speed	Sect-2	Speed	Sect-3	Speed	TopSpeed	laptime	pit	lap	Sect-1	Speed	Sect-2	Speed	Sect-3	Speed	Topspeed	laptime	pit
1								1:50.291		9								1:48.090	
2								1:49.125		10								1:47.583	
3								1:51.079		11								1:53.145	
4								1:50.072		12								1:49.747	
5								1:48.561		13								1:46.220	
6								1:47.509		14								1:49.736	
7								1:46.327		15								1:45.903	
8								1:46.491		16								1:44.274	

32 Catlow-Bartell (SP1)								Chevron B19											
lap	Sect-1	Speed	Sect-2	Speed	Sect-3	Speed	TopSpeed	laptime	pit	lap	Sect-1	Speed	Sect-2	Speed	Sect-3	Speed	Topspeed	laptime	pit
1	Out	90.3	49.358		25.191	123.1		1:54.607		10	29.929	99.3	41.840		22.052	131.0		1:33.821	
2	33.795	94.7	46.815		24.131	125.8		1:44.741		11	29.648	103.6	42.073		22.349	130.2		1:34.070	
3	32.348	93.5	44.332		23.002	127.3		1:39.682		12	29.553	104.4	41.090		22.102	132.3		1:32.745	
4	31.004	95.9	43.392		22.706	128.0		1:37.102		13	30.768	100.0	41.465		21.990	131.5		1:34.223	
5	30.599	97.6	45.034		22.803	128.5		1:38.436		14	29.340	102.6	41.045		21.854	132.3		1:32.239	
6	30.311	100.6	42.783		23.266	127.8		1:36.360		15	29.182	103.9	41.265		21.852	131.8		1:32.299	
7	30.290	103.1	43.036		24.004	129.2		1:37.330		16	29.403	104.4	41.666		22.121	130.7		1:33.190	
8	31.995	102.6	43.796		In			3:34.115	P	17	28.855	105.7	40.411		21.933	131.8		1:31.199	
9	Out	94.0	42.461		22.414	130.0		1:38.151		18									

34 Schryver A-Schryver J (SP3)								Chevron B26											
lap	Sect-1	Speed	Sect-2	Speed	Sect-3	Speed	TopSpeed	laptime	pit	lap	Sect-1	Speed	Sect-2	Speed	Sect-3	Speed	Topspeed	laptime	pit
1	Out	83.1	45.688		23.288	126.8		1:49.596		10	29.623	101.9	42.626		22.168	130.5		1:34.417	
2	31.927	97.9	42.170		25.350	116.5		1:39.447		11	29.878	101.7	41.773		21.785	133.3		1:33.436	
3	31.174	98.6	43.036		22.216	132.8		1:36.426		12	29.995	100.8	43.413		23.653	127.5		1:37.061	
4	29.560	100.9	41.717		22.076	133.3		1:33.353		13	32.123	96.9	42.130		22.074	131.2		1:36.327	
5	29.821	98.2	41.498		22.379	132.0		1:33.698		14	29.571	102.0	41.091		21.850	131.8		1:32.512	
6	30.957	98.9	41.567		In			3:58.743	P	15	29.857	103.4	41.267		21.731	130.7		1:32.855	
7	Out	97.7	43.111		22.426	132.0		1:40.356		16	30.094	93.9	42.078		22.070	131.8		1:34.242	
8	29.733	105.0	45.942		21.890	132.3		1:37.565		17	29.480	103.0	40.909		21.604	131.5		1:31.993	
9	30.243	101.9	41.750		22.158	130.5		1:34.151		18									

35 Roger Waite (S20)								Royale S2000M											
lap	Sect-1	Speed	Sect-2	Speed	Sect-3	Speed	TopSpeed	laptime	pit	lap	Sect-1	Speed	Sect-2	Speed	Sect-3	Speed	Topspeed	laptime	pit
1	Out	75.5	53.529		27.473	107.9		2:02.846		10	33.852	87.1	50.120		26.534	107.4		1:50.506	
2	35.521	84.9	51.639		26.200	107.4		1:53.360		11	33.732	87.3	48.134		26.224	104.1		1:48.090	
3	34.514	87.3	49.454		26.132	110.4		1:50.100		12	33.240	86.8	48.024		25.749	110.4		1:47.013	
4	33.405	86.4	49.444		26.183	108.2		1:49.032		13	32.897	88.1	47.909		26.078	110.2		1:46.884	
5	33.311	87.2	48.925		25.763	109.8		1:47.999		14	33.026	88.0	47.761		25.694	110.4		1:46.481	
6	33.431	86.7	49.100		26.038	110.7		1:48.569		15	33.394	87.9	50.296		25.302	109.8		1:48.992	
7	34.887	88.2	48.889		26.231	109.3		1:50.007		16	33.234	87.2	47.994		25.701	111.3		1:46.929	
8	33.194	88.7	48.177		25.767	110.0		1:47.138		17	32.668	88.8	48.179		25.755	101.9		1:46.602	
9	33.459	86.1	49.197		26.813	110.4		1:49.469		18									

39 Taylor A-Taylor D (SP1)								Chevron B8											
lap	Sect-1	Speed	Sect-2	Speed	Sect-3	Speed	TopSpeed	laptime	pit	lap	Sect-1	Speed	Sect-2	Speed	Sect-3	Speed	Topspeed	laptime	pit
1	Out	67.8	58.913		29.331	103.6		2:14.029		6	35.097	90.5	48.968		In			3:40.855	P
2	36.516	83.1	52.090		26.917	112.6		1:55.523		7	Out	86.5	49.066		25.291	116.1		1:53.580	
3	35.465	85.1	50.137		26.277	113.5		1:51.879		8	37.061	89.2	48.156		25.199	116.5		1:50.416	
4	40.068	84.0	52.839		26.781	111.1		1:59.688		9	34.925	88.5	48.103		25.578	116.9		1:48.606	
5	34.942	87.0	53.125		26.471	110.6		1:54.538		10									

Session Start: 16:19:52 - Finish: 16:49:53

Weather/Track Conditions: Sun/Dry

Circuit: Brands Hatch Grand Prix Circuit

Track Length: 3.916 Km - 2.4330 miles

'Legends of Brands Hatch' Historic Race Meeting - 1 - 3 Jul 2016

Pre 80 Endurance Challenge Series

Qualifying for Race 6 - Sector Analysis

40 Georg Nolte (SP2)									Ford GT40								
lap	Sect-1	Speed	Sect-2	Speed	Sect-3	Speed	TopSpeed	laptime pit	lap	Sect-1	Speed	Sect-2	Speed	Sect-3	Speed	Topspeed	laptime pit
1	Out	75.4	57.272		28.837	114.9		2:10.785	8	34.695	94.3	49.114		25.381	126.6		1:49.190
2	38.022	78.7	53.311		27.450	122.6		1:58.783	9	34.603	94.6	48.168		26.626	124.0		1:49.397
3	36.682	88.0	50.507		26.223	128.7		1:53.412	10	34.223	92.6	48.753		25.071	117.1		1:48.047
4	35.623	85.2	50.218		25.690	132.0		1:51.531	11	34.156	96.3	51.155		25.500	121.1		1:50.811
5	34.488	89.8	49.445		In			2:48.568 P	12	35.012	95.5	49.825		25.045	129.0		1:49.882
6	Out	90.1	50.957		24.533	132.8		1:54.645	13	35.345	91.1	49.043		25.408	126.1		1:49.796
7	34.004	96.2	48.980		25.304	128.2		1:48.288	14								

50 Daryl Taylor (SP3)									Lola T390								
lap	Sect-1	Speed	Sect-2	Speed	Sect-3	Speed	TopSpeed	laptime pit	lap	Sect-1	Speed	Sect-2	Speed	Sect-3	Speed	Topspeed	laptime pit
1	Out	89.3	51.930		24.328	126.1		1:54.260	7	29.983	103.1	42.606		22.881	126.6		1:35.470
2	30.679	100.3	42.406		22.338	129.2		1:35.423	8	29.529	104.4	42.052		22.540	127.5		1:34.121
3	29.646	104.4	42.262		22.487	129.2		1:34.395	9	29.546	105.2	42.824		22.424	128.0		1:34.794
4	29.390	103.9	43.904		In			4:01.876 P	10	29.920	102.8	42.786		22.939	124.2		1:35.645
5	Out	102.6	42.080		22.456	128.7		1:38.540	11	29.628	99.5	44.022		22.593	127.5		1:36.243
6	29.785	102.3	42.418		22.431	129.0		1:34.634	12								

55 Manfredo Rossi (SP3)									Abarth Osella PA1								
lap	Sect-1	Speed	Sect-2	Speed	Sect-3	Speed	TopSpeed	laptime pit	lap	Sect-1	Speed	Sect-2	Speed	Sect-3	Speed	Topspeed	laptime pit
1	Out	79.7	51.918		25.041	123.1		1:58.249	7	Out	100.9	40.562		21.737	129.7		1:35.962
2	31.724	99.3	43.445		23.239	127.5		1:38.408	8	28.446	105.7	45.877		22.182	130.0		1:36.505
3	29.874	102.8	41.313		22.157	129.2		1:33.344	9	28.292	107.0	40.315		21.814	130.0		1:30.421
4	28.853	106.9	40.648		21.698	131.5		1:31.199	10	28.305	106.5	39.763		21.757	130.5		1:29.825
5	29.435	93.5	42.699		22.357	128.5		1:34.491	11	28.586	106.7	40.047		21.648	129.5		1:30.281
6	28.717	106.0	41.175		In			7:55.929 P	12	28.646	105.5	39.982		21.981	131.0		1:30.609

60 Guy Peeters (SP3)									Chevron B23								
lap	Sect-1	Speed	Sect-2	Speed	Sect-3	Speed	TopSpeed	laptime pit	lap	Sect-1	Speed	Sect-2	Speed	Sect-3	Speed	Topspeed	laptime pit
1	31.417	97.6	43.571		23.071	131.0		1:38.059	8	Out	91.9	48.456		24.439	129.0		1:48.926
2	31.440	91.5	44.415		23.559	124.9		1:39.414	9	31.575	102.0	44.431		22.643	133.9		1:38.649
3	31.683	103.7	43.817		24.496	130.2		1:39.996	10	31.298	102.8	43.239		23.059	132.3		1:37.596
4	31.504	102.0	43.234		22.655	133.9		1:37.393	11	30.714	102.5	42.811		23.200	132.3		1:36.725
5	31.224	101.6	44.095		23.586	132.8		1:38.905	12	31.513	99.3	43.404		22.824	135.2		1:37.741
6	31.666	102.3	43.371		23.728	128.2		1:38.765	13	30.950	103.1	45.542		25.130	121.3		1:41.622
7	31.182	101.4	44.235		In			3:23.451 P	14	31.865	102.6	44.104		23.177	119.4		1:39.146

62 Gathercole J-Gathercole D (SP3)									Coldwell C14B								
lap	Sect-1	Speed	Sect-2	Speed	Sect-3	Speed	TopSpeed	laptime pit	lap	Sect-1	Speed	Sect-2	Speed	Sect-3	Speed	Topspeed	laptime pit
1	Out	68.2	49.702		25.276	127.3		1:59.331	8	33.381	96.2	49.013		23.831	124.0		1:46.225
2	31.108	101.7	43.702		23.077	129.0		1:37.887	9	33.178	91.1	51.651		23.670	128.5		1:48.499
3	29.581	105.4	41.371		21.717	131.8		1:32.669	10	32.737	94.4	46.607		23.744	128.7		1:43.088
4	30.294	103.9	41.297		21.894	130.5		1:33.485	11	32.471	95.2	48.042		24.636	126.3		1:45.149
5	29.719	98.0	43.910		In			4:09.981 P	12	31.320	102.5	45.436		23.369	130.5		1:40.125
6	Out	77.2	52.133		26.419	121.1		2:07.343	13	33.148	92.1	47.475		26.293	120.2		1:46.916
7	33.654	86.5	50.175		24.810	123.1		1:48.639	14								

65 David Axisa (S20)									Tiga SC79								
lap	Sect-1	Speed	Sect-2	Speed	Sect-3	Speed	TopSpeed	laptime pit	lap	Sect-1	Speed	Sect-2	Speed	Sect-3	Speed	Topspeed	laptime pit
1	Out	77.0	52.427		26.101	108.1		2:01.092	6	Out	85.9	47.343		24.695	112.8		1:50.687
2	34.879	84.4	49.445		25.686	112.6		1:50.010	7	32.398	87.3	47.352		23.983	115.7		1:43.733
3	33.863	87.2	48.719		25.191	112.0		1:47.773	8	32.067	90.3	45.899		24.902	113.2		1:42.868
4	33.661	87.0	47.406		25.202	112.6		1:46.269	9	32.386	90.9	46.147		24.790	112.6		1:43.323
5	33.403	90.9	47.371		In			2:55.821 P	10	32.517	90.1	45.938		24.796	113.3		1:43.251

Session Start: 16:19:52 - Finish: 16:49:53

Weather/Track Conditions: Sun/Dry

Circuit: Brands Hatch Grand Prix Circuit

Track Length: 3.916 Km - 2.4330 miles

'Legends of Brands Hatch' Historic Race Meeting - 1 - 3 Jul 2016

Pre 80 Endurance Challenge Series

Qualifying for Race 6 - Sector Analysis

75 Neal Stevenson (S20)									Lola T492								
lap	Sect-1	Speed	Sect-2	Speed	Sect-3	Speed	TopSpeed	laptime pit	lap	Sect-1	Speed	Sect-2	Speed	Sect-3	Speed	Topspeed	laptime pit
1	Out	68.8	54.748		28.243	107.0		2:05.591	10	33.746	90.4	47.222		25.192	111.5		1:46.160
2	35.507	84.8	52.247		29.161	108.9		1:56.915	11	33.067	90.3	50.820		25.757	112.2		1:49.644
3	35.485	86.4	49.511		25.858	110.9		1:50.854	12	33.722	87.9	47.224		25.670	111.5		1:46.616
4	34.207	88.8	49.646		26.215	109.7		1:50.068	13	33.379	90.3	47.153		26.300	110.4		1:46.832
5	34.019	88.8	47.967		25.575	110.9		1:47.561	14	33.736	89.3	47.775		25.721	110.6		1:47.232
6	33.874	89.3	47.829		25.440	113.0		1:47.143	15	33.539	89.2	49.123		26.237	109.3		1:48.899
7	33.399	88.6	48.764		25.809	111.1		1:47.972	16	33.616	89.9	46.947		26.083	111.3		1:46.646
8	33.549	89.4	47.340		25.528	112.6		1:46.417	17	33.619	90.6	46.709		25.619	112.4		1:45.947
9	33.719	91.0	47.144		25.230	111.3		1:46.093	18								

88 Kevin Cooke (SP3)									Royale RP17								
lap	Sect-1	Speed	Sect-2	Speed	Sect-3	Speed	TopSpeed	laptime pit	lap	Sect-1	Speed	Sect-2	Speed	Sect-3	Speed	Topspeed	laptime pit
1	Out	68.1	54.031		27.508	116.7		2:05.868	4	32.633	90.0	46.897		24.357	129.2		1:43.887
2	34.093	84.4	47.891		25.191	124.5		1:47.175	5	32.244	90.5	46.463		24.744	122.2		1:43.451
3	33.232	92.4	47.151		24.600	129.0		1:44.983	6	32.806	93.1	46.746		27.645	94.8		1:47.197

96 Doug Hart (SP3)									March 75S								
lap	Sect-1	Speed	Sect-2	Speed	Sect-3	Speed	TopSpeed	laptime pit	lap	Sect-1	Speed	Sect-2	Speed	Sect-3	Speed	Topspeed	laptime pit
1	Out	90.7	46.121		23.569	131.8		1:48.394	7	Out	103.7	42.113		22.722	133.1		1:42.539
2	30.059	107.7	41.902		22.224	132.5		1:34.185	8	28.885	109.1	42.375		22.891	130.5		1:34.151
3	29.409	108.1	41.152		21.876	133.9		1:32.437	9	28.965	108.6	40.503		21.681	134.1		1:31.149
4	29.063	109.0	40.870		22.136	133.1		1:32.069	10	28.671	109.1	40.628		21.779	132.8		1:31.078
5	29.013	108.3	40.863		21.773	134.1		1:31.649	11	33.261	96.2	44.826		22.953	133.3		1:41.040
6	31.123	106.4	42.718		In			4:51.800 P	12								

150 Brooks B-Brooks V (INV)									Lola T212								
lap	Sect-1	Speed	Sect-2	Speed	Sect-3	Speed	TopSpeed	laptime pit	lap	Sect-1	Speed	Sect-2	Speed	Sect-3	Speed	Topspeed	laptime pit
1	Out	95.4	47.718		24.898	130.5		1:50.925	10	31.110	94.4	43.585		22.775	133.9		1:37.470
2	31.114	101.1	43.252		22.579	136.0		1:36.945	11	30.742	99.8	43.822		23.174	134.9		1:37.738
3	30.325	107.6	43.361		22.779	135.5		1:36.465	12	30.707	101.3	43.625		22.774	135.2		1:37.106
4	30.842	98.0	45.008		23.142	135.5		1:38.992	13	32.225	73.3	47.316		23.977	131.2		1:43.518
5	30.829	102.2	44.567		In			4:16.697 P	14	31.051	96.2	43.883		22.803	130.2		1:37.737
6	Out	86.4	47.138		24.037	135.5		1:47.965	15	34.800	83.6	48.113		24.140	131.0		1:47.053
7	30.811	95.6	44.493		22.820	136.3		1:38.124	16	30.834	101.1	43.141		22.752	135.7		1:36.727
8	30.317	100.6	44.387		23.424	134.7		1:38.128	17	31.131	96.5	43.337		22.834	136.6		1:37.302
9	30.719	95.5	43.326		22.916	134.7		1:36.961	18								

Session Start: 16:19:52 - Finish: 16:49:53

Weather/Track Conditions: Sun/Dry

Circuit: Brands Hatch Grand Prix Circuit

Track Length: 3.916 Km - 2.4330 miles

'Legends of Brands Hatch' Historic Race Meeting - 1 - 3 Jul 2016

Pre 80 Endurance Challenge Series

Qualifying for Race 6 - Best Sector Times

POS	NO	DRIVER/S	Sector 1			Sector 2			Sector 3			IDEAL LAP	BEST LAP	On
			TIME	LAP	POS	TIME	LAP	POS	TIME	LAP	POS			
1	2	Voyazides-Hadfield	27.841	13	1	38.263	15	1	20.573	15	1	1:26.677	1:26.809	15
2	55	Manfredo Rossi	28.292	9	2	39.763	10	2	21.648	11	3	1:29.703	1:29.825	10
3	3	Piper-Caton											1:30.556	4
4	96	Doug Hart	28.671	10	3	40.503	9	4	21.681	9	4	1:30.855	1:31.078	10
5	32	Catlow-Bartell	28.855	17	4	40.411	17	3	21.852	15	6	1:31.118	1:31.199	17
6	34	Schryver A-Schryver J	29.480	17	6	40.909	17	5	21.604	17	2	1:31.993	1:31.993	17
7	62	Gathercole J-Gathercole D	29.581	3	7	41.297	4	6	21.717	3	5	1:32.595	1:32.669	3
8	50	Daryl Taylor	29.390	4	5	42.052	8	7	22.338	2	7	1:33.780	1:34.121	8
9	24	Vic Nutter	29.581	5	8	42.940	7	9	22.595	10	9	1:35.116	1:35.939	7
10	150	Brooks B-Brooks V	30.317	8	9	43.141	16	10	22.579	2	8	1:36.037	1:36.465	3
11	60	Guy Peeters	30.714	11	10	42.811	11	8	22.643	9	10	1:36.168	1:36.725	11
12	12	Peter Hallford	32.170	5	12	45.505	5	12	23.525	5	11	1:41.200	1:41.200	5
13	15	Graeme Cooksley	32.422	11	14	45.356	15	11	24.317	14	13	1:42.095	1:42.634	13
14	65	David Axisa	32.017	11	11	45.899	8	13	23.983	7	12	1:41.899	1:42.868	8
15	88	Kevin Cooke	32.244	5	13	46.463	5	14	24.357	4	14	1:43.064	1:43.451	5
16	30	Jean-Michel Guernonprez											1:44.274	16
17	75	Neal Stevenson	33.067	11	17	46.709	17	15	25.192	10	16	1:44.968	1:45.947	17
18	21	Vallery-Masson-Honorat	32.472	6	15	47.813	16	17	25.286	15	18	1:45.571	1:45.950	16
19	35	Roger Waite	32.668	17	16	47.761	14	16	25.302	15	19	1:45.731	1:46.481	14
20	40	Georg Nolte	34.004	7	18	48.168	9	19	24.533	6	15	1:46.705	1:48.047	10
21	39	Taylor A-Taylor D	34.925	9	19	48.103	9	18	25.199	8	17	1:48.227	1:48.606	9

Session Start: 16:19:52 - Finish: 16:49:53

Weather/Track Conditions: Sun/Dry

Circuit: Brands Hatch Grand Prix Circuit

Track Length: 3.916 Km - 2.4330 miles



'Legends of Brands Hatch' Historic Race Meeting - 1 - 3 Jul 2016

Pre 80 Endurance Challenge Series

Qualifying for Race 6 - Best Sector Speeds

	NO	SECTOR 1	MPH	NO	SECTOR 2	MPH	NO	SECTOR 3	MPH
1	2	Voyazides-Hadfield	115.7		NO SPEED TRAP		2	Voyazides-Hadfield	147.3
2	96	Doug Hart	109.1				12	Peter Hallford	136.6
3	150	Brooks B-Brooks V	107.6				150	Brooks B-Brooks V	136.6
4	55	Manfredo Rossi	107.0				60	Guy Peeters	135.2
5	32	Catlow-Bartell	105.7				96	Doug Hart	134.1
6	62	Gathercole J-Gathercole D	105.4				34	Schryver A-Schryver J	133.3
7	50	Daryl Taylor	105.2				40	Georg Nolte	132.8
8	34	Schryver A-Schryver J	105.0				32	Catlow-Bartell	132.3
9	24	Vic Nutter	104.6				62	Gathercole J-Gathercole D	131.8
10	60	Guy Peeters	103.7				24	Vic Nutter	131.5
11	40	Georg Nolte	96.3				55	Manfredo Rossi	131.5
12	12	Peter Hallford	95.6				50	Daryl Taylor	129.2
13	88	Kevin Cooke	93.1				88	Kevin Cooke	129.2
14	15	Graeme Cooksley	91.5				39	Taylor A-Taylor D	116.9
15	75	Neal Stevenson	91.0				65	David Axisa	115.7
16	65	David Axisa	90.9				15	Graeme Cooksley	115.5
17	39	Taylor A-Taylor D	90.5				75	Neal Stevenson	113.0
18	35	Roger Waite	88.8				35	Roger Waite	111.3
19	21	Vallery-Masson-Honnorat	88.6				21	Vallery-Masson-Honnorat	109.5
20	3	Piper-Caton	0.0				3	Piper-Caton	0.0
21	30	Jean-Michel Guermonprez	0.0				30	Jean-Michel Guermonprez	0.0

Session Start: 16:19:52 - Finish: 16:49:53

Weather/Track Conditions: Sun/Dry

Circuit: Brands Hatch Grand Prix Circuit

Track Length: 3.916 Km - 2.4330 miles



'Legends of Brands Hatch' Historic Race Meeting - 1 - 3 Jul 2016

Pre 80 Endurance Challenge Series

Race 6 - Starting Grid

Sheet No:

Start Time : 12:30 - Heat Duration : 1 Hour

11	21	39 Taylor A-Taylor D		
10	19	35 Roger Waite	20	40 Georg Nolte
9	17	75 Neal Stevenson	18	21 Vallery-Masson-Honorat
8	15	88 Kevin Cooke	16	30 Jean-Michel Guermontez
7	13	15 Graeme Cooksley	14	65 David Axisa
6	11	60 Guy Peeters	12	12 Peter Hallford
5	9	24 Vic Nutter	10	150 Brooks B-Brooks V
4	7	62 Gathercole J-Gathercole D	8	50 Daryl Taylor
3	5	32 Catlow-Bartell	6	34 Schryver A-Schryver J
2	3	3 Piper-Caton	4	96 Doug Hart
1	1	2 Voyazides-Hadfield	2	55 Manfredo Rossi
ROW		Pole Right		

These results are provisional until the conclusion of any judicial and technical matters.

Circuit: Brands Hatch Grand Prix Circuit
Track Length: 3.916 Km - 2.4330 miles

Clerk of the Course:

Julian Floyd

Timekeeper:

Nick Palmer

Issued at:

'Legends of Brands Hatch' Historic Race Meeting - 1 - 3 Jul 2016

HSCC/FJHRA Historic Formula Junior Rear Engine 1962-1963

Qualifying for Race 10 - Classification

Sheet No:

POS	NO	DRIVER/S	CLASS	CLASS POS	CAR MAKE / MODEL	TIME	ON	LAPS	GAP	DIFF	MPH
1	79	Andrew Hibberd	E1	1	Lotus 22	1:40.896	8	8			86.81
2	68	James Murray	E1	2	Lola Mk5A	1:40.898	8	8	0.002	0.002	86.81
3	92	Westie Mitchell	E1	3	De Tomaso 63	1:41.522	5	8	0.626	0.624	86.27
4	66	Cameron Jackson	E1	4	Brabham BT2	1:41.533	3	6	0.637	0.011	86.27
5	55	Manfredo Rossi Di Montelera	E1	5	Lotus 22	1:41.781	5	8	0.885	0.248	86.06
6	153	Philipp Buhofer	E1	6	Lola Mk5A	1:41.979	8	8	1.083	0.198	85.89
7	53	Sam Wilson	E1	7	Lotus 20/22	1:42.265	8	8	1.369	0.286	85.65
8	86	Jack Woodhouse	E1	8	Brabham BT6	1:43.276	5	8	2.380	1.011	84.81
9	69	Stuart Roach	E1	9	Alexis Mk4	1:43.522	7	8	2.626	0.246	84.61
10	80	Nicholas Fennell	E1	10	Lotus 27	1:43.535	7	8	2.639	0.013	84.60
11	58	Richard Smeeton	E1	11	Wainer 63	1:44.359	7	8	3.463	0.824	83.93
12	61	Simon Diffey	E1	12	Lotus 20	1:44.450	4	6	3.554	0.091	83.86
13	89	Mark Pangborn	E1	13	Lotus 20B	1:45.340	5	7	4.444	0.890	83.15
14	75	Alex Morton	E1	14	Lightning Envoyette	1:45.373	8	8	4.477	0.033	83.12
15	57	Callum Grant	E1	15	Merlyn Mk5/7	1:46.005	1	5	5.109	0.632	82.63
16	74	Iain Rowley	E1	16	Lola Mk5	1:46.679	7	7	5.783	0.674	82.10
17	82	Andrew Garside	E1	17	Lotus 20	1:46.721	7	8	5.825	0.042	82.07
18	93	Rudolf Ernst	E1	18	Brabham BT2	1:46.910	7	8	6.014	0.189	81.93
19	90	Andrew Hayden	E1	19	Lotus 22	1:49.195	7	8	8.299	2.285	80.21
20	73	Peter Anstiss	E1	20	Lotus 20/22	1:49.247	7	7	8.351	0.052	80.17
21	77	Marc Amesz-Droz	E1	21	Brabham BT6	1:49.406	8	8	8.510	0.159	80.06
22	98	Chris Merrick	E1	22	Cooper T59	1:49.665	7	7	8.769	0.259	79.87
23	194	Johannes Kistler	E1	23	Lotus 22	1:50.012	7	7	9.116	0.347	79.62
24	50	David Innes	E1	24	Lotus 27	1:52.625	6	7	11.729	2.613	77.77
25	84	Caroline Rossi Di Montelera	E1	25	Brabham BT6	1:53.119	7	7	12.223	0.494	77.43
26	127	Martin Bullock	E1	26	Lotus 27	1:54.615	1	3	13.719	1.496	76.42
27	177	Richard Nitschke	E1	27	Elfin Catalina	1:55.904	6	6	15.008	1.289	75.57
28	62	Jan Goeckmann	E1	28	Gemini Mk4	1:56.286	7	7	15.390	0.382	75.32
29	96	Malcolm Wishart	E2	1	Cooper T65	1:59.504	7	7	18.608	3.218	73.29
30	63	Jason Williams	E1	29	Lotus 20	2:04.278	6	6	23.382	4.774	70.48
31	72	Tom De Gres	E2	2	Cooper T59	2:06.829	5	6	25.933	2.551	69.06
32	179	Pietro Vergnano	E1	30	Brabham BT6	2:17.371	2	2	36.475	10.542	63.76

Cars 61 & 66 require working transponders - Regulation Q.12.2.1 refers.

Session Start: 16:54:04 - Finish: 17:09:02

Weather/Track Conditions: Sun/Dry

Circuit: Brands Hatch Grand Prix Circuit

Track Length: 3.916 Km - 2.4330 miles

These results are provisional until the conclusion of any judicial and technical matters.

Clerk of the Course: Julian Floyd	Timekeeper: Nick Palmer	Issued at:
--	--------------------------------	------------

'Legends of Brands Hatch' Historic Race Meeting - 1 - 3 Jul 2016

HSCC/FJHRA Historic Formula Junior Rear Engine 1962-1963

Qualifying for Race 10 - Sector Analysis

50 David Innes (E1)									Lotus 27										
lap	Sect-1	Speed	Sect-2	Speed	Sect-3	Speed	TopSpeed	laptime	pit	lap	Sect-1	Speed	Sect-2	Speed	Sect-3	Speed	Topspeed	laptime	pit
1	38.680	80.0	54.984		28.191	108.8		2:01.855		5	35.394	83.1	50.776		26.966	110.6		1:53.136	
2	36.593	83.6	51.561		27.305	110.7		1:55.459		6	35.218	83.3	50.660		26.747	111.8		1:52.625	
3	35.687	88.7	51.070		26.964	109.8		1:53.721		7	34.904	84.6	52.163		26.336	111.3		1:53.403	
4	36.931	86.3	50.335		26.543	111.8		1:53.809		8									

53 Sam Wilson (E1)									Lotus 20/22										
lap	Sect-1	Speed	Sect-2	Speed	Sect-3	Speed	TopSpeed	laptime	pit	lap	Sect-1	Speed	Sect-2	Speed	Sect-3	Speed	Topspeed	laptime	pit
1	34.509	91.6	46.962		24.749	117.9		1:46.220		5	32.525	94.6	46.095		24.252	118.3		1:42.872	
2	32.959	93.4	47.310		24.131	119.4		1:44.400		6	32.701	92.4	46.186		24.108	119.4		1:42.995	
3	32.913	95.0	45.714		24.202	119.0		1:42.829		7	33.340	92.7	46.152		24.435	117.5		1:43.927	
4	33.550	93.4	46.476		24.233	120.7		1:44.259		8	32.583	94.6	45.496		24.186	119.6		1:42.265	

55 Manfredo Rossi Di Montelera (E1)									Lotus 22										
lap	Sect-1	Speed	Sect-2	Speed	Sect-3	Speed	TopSpeed	laptime	pit	lap	Sect-1	Speed	Sect-2	Speed	Sect-3	Speed	Topspeed	laptime	pit
1	33.431	93.6	47.133		24.931	115.7		1:45.495		5	32.257	94.2	45.310		24.214	116.9		1:41.781	
2	32.841	94.8	48.527		24.494	116.9		1:45.862		6	32.548	93.3	45.160		24.599	116.9		1:42.307	
3	32.266	94.6	46.252		24.449	116.5		1:42.967		7	32.136	93.9	46.202		25.183	115.7		1:43.521	
4	32.416	94.2	45.414		24.364	116.5		1:42.194		8	32.078	94.2	45.570		24.766	117.5		1:42.414	

57 Callum Grant (E1)									Merlyn Mk5/7										
lap	Sect-1	Speed	Sect-2	Speed	Sect-3	Speed	TopSpeed	laptime	pit	lap	Sect-1	Speed	Sect-2	Speed	Sect-3	Speed	Topspeed	laptime	pit
1	33.099	91.4	47.484		25.422	104.4		1:46.005		4	33.173	110.2	49.040		25.721	99.2		1:47.934	
2	33.865	93.3	51.371		In			2:55.830	P	5	32.980	92.0	49.213		25.697	97.3		1:47.890	
3	Out	91.2	48.090		25.452	100.5		1:49.210		6									

58 Richard Smeeton (E1)									Wainer 63										
lap	Sect-1	Speed	Sect-2	Speed	Sect-3	Speed	TopSpeed	laptime	pit	lap	Sect-1	Speed	Sect-2	Speed	Sect-3	Speed	Topspeed	laptime	pit
1	33.821	87.3	48.507		25.166	116.9		1:47.494		5	32.637	90.3	47.749		25.331	116.9		1:45.717	
2	33.079	83.7	48.378		24.924	117.1		1:46.381		6	33.786	90.9	48.370		24.657	117.9		1:46.813	
3	32.828	92.7	47.186		24.952	117.5		1:44.966		7	32.478	90.6	47.005		24.876	117.7		1:44.359	
4	33.014	88.2	49.979		25.293	116.3		1:48.286		8	32.816	89.4	46.732		25.011	117.5		1:44.559	

61 Simon Diffey (E1)									Lotus 20										
lap	Sect-1	Speed	Sect-2	Speed	Sect-3	Speed	TopSpeed	laptime	pit	lap	Sect-1	Speed	Sect-2	Speed	Sect-3	Speed	Topspeed	laptime	pit
1								3:36.987		4								1:44.450	
2								3:33.340		5								1:45.617	
3								1:45.191		6								1:44.929	

62 Jan Goeckmann (E1)									Gemini Mk4										
lap	Sect-1	Speed	Sect-2	Speed	Sect-3	Speed	TopSpeed	laptime	pit	lap	Sect-1	Speed	Sect-2	Speed	Sect-3	Speed	Topspeed	laptime	pit
1	42.607	72.2	1:02.742		30.526	101.7		2:15.875		5	37.288	83.5	53.503		27.487	102.3		1:58.278	
2	39.093	79.9	57.429		28.890	105.4		2:05.412		6	36.845	84.2	52.144		27.379	107.4		1:56.368	
3	38.559	72.8	54.527		28.606	106.7		2:01.692		7	36.586	85.6	52.393		27.307	107.6		1:56.286	
4	37.376	82.3	54.226		27.555	108.4		1:59.157		8									

63 Jason Williams (E1)									Lotus 20										
lap	Sect-1	Speed	Sect-2	Speed	Sect-3	Speed	TopSpeed	laptime	pit	lap	Sect-1	Speed	Sect-2	Speed	Sect-3	Speed	Topspeed	laptime	pit
1	Out	77.6	1:04.885		32.246	89.7		2:24.857		4	41.052	76.6	56.960		29.376	95.8		2:07.388	
2	42.750	66.4	1:00.487		30.596	96.3		2:13.833		5	40.458	72.3	56.577		29.503	96.3		2:06.538	
3	41.267	73.6	58.858		30.727	91.4		2:10.852		6	39.372	72.8	55.218		29.688	97.0		2:04.278	

66 Cameron Jackson (E1)									Brabham BT2										
lap	Sect-1	Speed	Sect-2	Speed	Sect-3	Speed	TopSpeed	laptime	pit	lap	Sect-1	Speed	Sect-2	Speed	Sect-3	Speed	Topspeed	laptime	pit
1								1:43.636		4								1:41.860	
2								1:42.175		5								1:42.845	
3								1:41.533		6								1:45.854	

Session Start: 16:54:04 - Finish: 17:09:02
 Weather/Track Conditions: Sun/Dry
 Circuit: Brands Hatch Grand Prix Circuit
 Track Length: 3.916 Km - 2.4330 miles

'Legends of Brands Hatch' Historic Race Meeting - 1 - 3 Jul 2016

HSCC/FJHRA Historic Formula Junior Rear Engine 1962-1963

Qualifying for Race 10 - Sector Analysis

68 James Murray (E1)									Lola Mk5A										
lap	Sect-1	Speed	Sect-2	Speed	Sect-3	Speed	TopSpeed	laptime	pit	lap	Sect-1	Speed	Sect-2	Speed	Sect-3	Speed	Topspeed	laptime	pit
1	35.696	89.7	45.527		24.503	117.7		1:45.726		5	33.002	<u>94.3</u>	45.325		24.942	<u>119.4</u>		1:43.269	
2	32.177	94.0	46.045		24.580	117.3		1:42.802		6	32.305	94.0	45.393		24.081	117.9		1:41.779	
3	33.109	92.2	46.407		27.357	109.1		1:46.873		7	32.290	93.9	46.462		24.104	117.5		1:42.856	
4	32.905	94.2	45.455		24.164	116.7		1:42.524		8	32.142	93.5	44.867		23.889	117.5		1:40.898	

69 Stuart Roach (E1)									Alexis Mk4										
lap	Sect-1	Speed	Sect-2	Speed	Sect-3	Speed	TopSpeed	laptime	pit	lap	Sect-1	Speed	Sect-2	Speed	Sect-3	Speed	Topspeed	laptime	pit
1	34.674	86.5	48.077		25.728	114.7		1:48.479		5	33.782	<u>91.9</u>	45.975		24.625	117.1		1:44.382	
2	33.491	89.4	47.017		25.318	115.1		1:45.826		6	33.283	90.9	46.028		24.816	115.5		1:44.127	
3	34.360	86.3	47.224		26.319	113.7		1:47.903		7	32.645	91.6	46.074		24.803	116.1		1:43.522	
4	33.672	90.1	47.402		25.095	<u>117.3</u>		1:46.169		8	33.022	90.7	45.863		24.708	116.5		1:43.593	

72 Tom De Gres (E2)									Cooper T59										
lap	Sect-1	Speed	Sect-2	Speed	Sect-3	Speed	TopSpeed	laptime	pit	lap	Sect-1	Speed	Sect-2	Speed	Sect-3	Speed	Topspeed	laptime	pit
1	41.983	72.8	1:04.700		30.128	93.9		2:16.811		4	40.121	73.7	57.466		29.846	97.0		2:07.433	
2	39.827	69.1	59.462		30.320	96.5		2:09.609		5	40.424	72.1	57.526		28.879	<u>97.6</u>		2:06.829	
3	39.371	<u>76.6</u>	1:00.659		31.629	94.8		2:11.659		6	42.653	73.7	59.204		30.287	91.1		2:12.144	

73 Peter Anstiss (E1)									Lotus 20/22										
lap	Sect-1	Speed	Sect-2	Speed	Sect-3	Speed	TopSpeed	laptime	pit	lap	Sect-1	Speed	Sect-2	Speed	Sect-3	Speed	Topspeed	laptime	pit
1	37.292	81.7	53.680		27.089	109.5		1:58.061		5	37.325	84.4	50.206		26.178	111.1		1:53.709	
2	35.292	81.1	51.977		26.666	109.5		1:53.935		6	35.341	85.4	49.358		26.700	<u>113.2</u>		1:51.399	
3	36.109	82.0	50.597		26.520	111.5		1:53.226		7	34.696	<u>87.3</u>	48.627		25.924	112.4		1:49.247	
4	35.075	83.0	52.021		27.318	96.6		1:54.414		8									

74 Iain Rowley (E1)									Lola Mk5										
lap	Sect-1	Speed	Sect-2	Speed	Sect-3	Speed	TopSpeed	laptime	pit	lap	Sect-1	Speed	Sect-2	Speed	Sect-3	Speed	Topspeed	laptime	pit
1	34.988	86.4	49.810		25.815	<u>114.3</u>		1:50.613		5	33.677	89.9	48.671		25.247	113.9		1:47.595	
2	33.948	88.0	49.826		25.901	113.5		1:49.675		6	33.816	<u>91.5</u>	48.210		25.560	113.5		1:47.586	
3	33.983	89.7	48.877		25.775	113.3		1:48.635		7	33.171	91.1	48.048		25.460	114.1		1:46.679	
4	33.737	87.8	49.223		25.718	114.1		1:48.678		8									

75 Alex Morton (E1)									Lightning Envoyette										
lap	Sect-1	Speed	Sect-2	Speed	Sect-3	Speed	TopSpeed	laptime	pit	lap	Sect-1	Speed	Sect-2	Speed	Sect-3	Speed	Topspeed	laptime	pit
1	34.432	85.1	47.947		25.780	116.7		1:48.159		5	33.776	89.2	47.407		25.013	117.1		1:46.196	
2	34.563	89.8	47.984		25.106	116.5		1:47.653		6	34.986	<u>90.4</u>	48.946		25.481	116.9		1:49.413	
3	33.759	88.2	47.972		25.506	115.1		1:47.237		7	33.665	89.9	47.496		24.883	<u>117.7</u>		1:46.044	
4	34.541	86.5	49.473		25.051	117.5		1:49.065		8	33.616	89.3	46.921		24.836	117.3		1:45.373	

77 Marc Amez-Droz (E1)									Brabham BT6										
lap	Sect-1	Speed	Sect-2	Speed	Sect-3	Speed	TopSpeed	laptime	pit	lap	Sect-1	Speed	Sect-2	Speed	Sect-3	Speed	Topspeed	laptime	pit
1	36.010	87.4	49.867		26.270	113.5		1:52.147		5	35.559	<u>90.3</u>	48.813		25.745	114.5		1:50.117	
2	35.519	89.4	49.219		25.895	114.3		1:50.633		6	54.243	79.3	50.950		26.234	<u>115.1</u>		2:11.427	
3	34.796	89.8	48.763		26.457	113.0		1:50.016		7	34.970	89.8	49.907		25.790	114.9		1:50.667	
4	34.647	88.8	50.051		26.123	113.9		1:50.821		8	34.191	89.9	49.243		25.972	112.8		1:49.406	

79 Andrew Hibberd (E1)									Lotus 22										
lap	Sect-1	Speed	Sect-2	Speed	Sect-3	Speed	TopSpeed	laptime	pit	lap	Sect-1	Speed	Sect-2	Speed	Sect-3	Speed	Topspeed	laptime	pit
1	33.053	93.9	46.419		24.477	116.1		1:43.949		5	32.923	93.1	47.029		24.660	118.1		1:44.612	
2	32.340	95.1	46.562		24.325	<u>119.2</u>		1:43.227		6	32.375	88.8	47.476		26.871	117.9		1:46.722	
3	32.180	95.6	45.764		24.750	118.1		1:42.694		7	32.343	<u>95.8</u>	45.251		24.179	118.1		1:41.773	
4	32.469	95.4	47.420		24.489	118.3		1:44.378		8	31.869	95.6	44.934		24.093	119.0		1:40.896	

80 Nicholas Fennell (E1)									Lotus 27										
lap	Sect-1	Speed	Sect-2	Speed	Sect-3	Speed	TopSpeed	laptime	pit	lap	Sect-1	Speed	Sect-2	Speed	Sect-3	Speed	Topspeed	laptime	pit
1	34.386	91.4	47.065		25.015	117.7		1:46.466		5	32.945	92.1	46.859		24.543	118.3		1:44.347	
2	32.689	94.6	47.734		25.218	118.3		1:45.641		6	32.589	93.4	46.526		24.704	<u>119.0</u>		1:43.819	
3	32.810	90.4	47.003		28.437	108.1		1:48.250		7	32.530	93.3	46.369		24.636	118.5		1:43.535	
4	36.128	94.0	47.564		25.121	117.3		1:48.813		8	33.023	<u>95.5</u>	46.783		24.815	118.5		1:44.621	

Session Start: 16:54:04 - Finish: 17:09:02

Weather/Track Conditions: Sun/Dry

Circuit: Brands Hatch Grand Prix Circuit

Track Length: 3.916 Km - 2.4330 miles

'Legends of Brands Hatch' Historic Race Meeting - 1 - 3 Jul 2016

HSCC/FJHRA Historic Formula Junior Rear Engine 1962-1963

Qualifying for Race 10 - Sector Analysis

82 Andrew Garside (E1)									Lotus 20										
lap	Sect-1	Speed	Sect-2	Speed	Sect-3	Speed	TopSpeed	laptime	pit	lap	Sect-1	Speed	Sect-2	Speed	Sect-3	Speed	Topspeed	laptime	pit
1	35.929	88.4	49.580		25.576	116.7		1:51.085		5	34.404	87.4	47.617		24.908	117.5		1:46.929	
2	34.020	88.1	47.314		25.984	112.8		1:47.318		6	34.247	91.4	48.095		25.419	115.1		1:47.761	
3	34.778	90.0	48.009		25.284	115.9		1:48.071		7	34.001	84.8	47.635		25.085	116.3		1:46.721	
4	34.628	87.9	47.706		25.206	118.3		1:47.540		8	34.533	89.5	47.540		25.660	114.7		1:47.733	

84 Caroline Rossi Di Montelera (E1)									Brabham BT6										
lap	Sect-1	Speed	Sect-2	Speed	Sect-3	Speed	TopSpeed	laptime	pit	lap	Sect-1	Speed	Sect-2	Speed	Sect-3	Speed	Topspeed	laptime	pit
1	37.174	78.8	54.305		27.174	112.0		1:58.653		5	35.760	89.5	52.382		26.358	113.5		1:54.500	
2	37.640	87.2	52.703		27.023	112.6		1:57.366		6	35.133	89.2	52.311		26.474	112.6		1:53.918	
3	35.804	85.3	52.590		26.536	112.6		1:54.930		7	34.765	90.4	51.535		26.819	113.3		1:53.119	
4	35.581	89.1	53.601		26.498	113.7		1:55.680		8									

86 Jack Woodhouse (E1)									Brabham BT6										
lap	Sect-1	Speed	Sect-2	Speed	Sect-3	Speed	TopSpeed	laptime	pit	lap	Sect-1	Speed	Sect-2	Speed	Sect-3	Speed	Topspeed	laptime	pit
1	33.552	88.1	48.377		25.236	116.3		1:47.165		5	32.788	95.2	45.986		24.502	118.3		1:43.276	
2	33.533	92.7	49.937		26.169	117.7		1:49.639		6	43.124	90.7	46.933		25.896	117.5		1:55.953	
3	33.194	91.4	46.949		25.109	117.5		1:45.252		7	32.801	93.6	46.556		24.696	118.3		1:44.053	
4	33.268	91.6	50.770		25.417	116.5		1:49.455		8	33.043	93.6	47.266		25.700	117.9		1:46.009	

89 Mark Pangborn (E1)									Lotus 20B										
lap	Sect-1	Speed	Sect-2	Speed	Sect-3	Speed	TopSpeed	laptime	pit	lap	Sect-1	Speed	Sect-2	Speed	Sect-3	Speed	Topspeed	laptime	pit
1	45.329	61.7	In		In			3:16.735	P	5	33.941	90.6	46.685		24.714	118.5		1:45.340	
2	Out	93.1	47.835		25.086	118.1		1:51.655		6	33.238	94.0	47.397		25.045	118.1		1:45.680	
3	34.070	91.4	48.278		25.391	117.3		1:47.739		7	33.298	92.9	47.396		24.841	119.0		1:45.535	
4	34.116	93.1	47.716		25.300	118.3		1:47.132		8									

90 Andrew Hayden (E1)									Lotus 22										
lap	Sect-1	Speed	Sect-2	Speed	Sect-3	Speed	TopSpeed	laptime	pit	lap	Sect-1	Speed	Sect-2	Speed	Sect-3	Speed	Topspeed	laptime	pit
1	36.189	87.2	50.659		26.762	113.7		1:53.610		5	35.998	84.1	50.586		26.538	113.2		1:53.122	
2	36.134	88.5	49.569		25.952	114.1		1:51.655		6	35.839	81.2	51.098		26.252	114.7		1:53.189	
3	34.374	87.3	50.840		25.830	114.5		1:51.044		7	34.469	86.4	48.869		25.857	114.5		1:49.195	
4	34.297	89.4	50.522		26.203	112.6		1:51.022		8	34.000	89.3	49.377		26.035	112.4		1:49.412	

92 Westie Mitchell (E1)									De Tomaso 63										
lap	Sect-1	Speed	Sect-2	Speed	Sect-3	Speed	TopSpeed	laptime	pit	lap	Sect-1	Speed	Sect-2	Speed	Sect-3	Speed	Topspeed	laptime	pit
1	33.149	93.4	48.439		25.167	117.7		1:46.755		5	32.032	95.0	45.470		24.020	120.7		1:41.522	
2	33.483	87.4	48.968		24.661	120.2		1:47.112		6	32.562	94.3	50.599		25.485	118.1		1:48.646	
3	32.042	94.8	46.241		24.218	120.7		1:42.501		7	32.577	96.1	49.370		25.473	117.9		1:47.420	
4	32.274	96.2	45.146		24.707	119.8		1:42.127		8	31.924	95.9	45.801		24.471	120.7		1:42.196	

93 Rudolf Ernst (E1)									Brabham BT2										
lap	Sect-1	Speed	Sect-2	Speed	Sect-3	Speed	TopSpeed	laptime	pit	lap	Sect-1	Speed	Sect-2	Speed	Sect-3	Speed	Topspeed	laptime	pit
1	36.889	78.4	50.648		25.920	115.9		1:53.457		5	34.359	81.3	48.790		25.470	116.1		1:48.619	
2	34.273	90.9	48.035		26.045	102.8		1:48.353		6	33.673	93.3	48.088		26.064	115.7		1:47.825	
3	36.114	79.2	50.239		25.696	116.3		1:52.049		7	33.290	92.0	47.507		26.113	116.7		1:46.910	
4	34.003	83.3	51.712		25.694	115.9		1:51.409		8	33.592	93.4	48.602		25.513	114.3		1:47.707	

96 Malcolm Wishart (E2)									Cooper T65										
lap	Sect-1	Speed	Sect-2	Speed	Sect-3	Speed	TopSpeed	laptime	pit	lap	Sect-1	Speed	Sect-2	Speed	Sect-3	Speed	Topspeed	laptime	pit
1	39.410	67.6	58.390		29.619	100.8		2:07.419		5	37.530	79.1	54.901		28.814	98.0		2:01.245	
2	38.960	77.8	56.593		28.807	100.6		2:04.360		6	37.988	83.9	54.057		28.253	103.9		2:00.298	
3	39.221	75.5	59.748		28.564	99.5		2:07.533		7	36.877	80.6	54.558		28.069	102.0		1:59.504	
4	37.976	79.3	56.966		28.700	101.7		2:03.642		8									

Session Start: 16:54:04 - Finish: 17:09:02

Weather/Track Conditions: Sun/Dry

Circuit: Brands Hatch Grand Prix Circuit

Track Length: 3.916 Km - 2.4330 miles

'Legends of Brands Hatch' Historic Race Meeting - 1 - 3 Jul 2016

HSCC/FJHRA Historic Formula Junior Rear Engine 1962-1963

Qualifying for Race 10 - Sector Analysis

98 Chris Merrick (E1)									Cooper T59										
lap	Sect-1	Speed	Sect-2	Speed	Sect-3	Speed	TopSpeed	laptime	pit	lap	Sect-1	Speed	Sect-2	Speed	Sect-3	Speed	Topspeed	laptime	pit
1	36.968	73.7	53.992		26.630	109.7		1:57.590		5	35.214	<u>86.3</u>	49.744		26.055	<u>112.2</u>		1:51.013	
2	35.349	81.2	51.516		26.809	109.7		1:53.674		6	34.934	85.4	50.725		25.994	111.3		1:51.653	
3	35.037	82.1	50.595		26.356	110.2		1:51.988		7	34.413	85.0	<u>49.317</u>		<u>25.935</u>	110.4		<u>1:49.665</u>	
4	35.031	85.3	50.829		26.456	110.7		1:52.316		8									

127 Martin Bullock (E1)									Lotus 27										
lap	Sect-1	Speed	Sect-2	Speed	Sect-3	Speed	TopSpeed	laptime	pit	lap	Sect-1	Speed	Sect-2	Speed	Sect-3	Speed	Topspeed	laptime	pit
1	35.577	83.6	<u>51.686</u>		<u>27.352</u>	105.5		<u>1:54.615</u>		3	35.509	80.5	53.583		28.082	95.1		1:57.174	
2	<u>35.346</u>	<u>84.3</u>	52.200		27.512	100.5		1:55.058		4									

153 Philipp Buhofer (E1)									Lola Mk5A										
lap	Sect-1	Speed	Sect-2	Speed	Sect-3	Speed	TopSpeed	laptime	pit	lap	Sect-1	Speed	Sect-2	Speed	Sect-3	Speed	Topspeed	laptime	pit
1	33.865	93.1	46.948		24.465	<u>119.2</u>		1:45.278		5	32.587	93.4	47.203		24.640	119.0		1:44.430	
2	33.079	<u>95.0</u>	48.312		26.313	116.7		1:47.704		6	32.626	92.6	46.245		24.293	<u>119.2</u>		1:43.164	
3	33.217	88.7	46.940		24.750	118.7		1:44.907		7	<u>32.474</u>	91.1	47.381		24.436	118.1		1:44.291	
4	32.780	94.7	48.322		24.521	117.3		1:45.623		8	32.573	93.3	<u>45.280</u>		<u>24.126</u>	118.7		<u>1:41.979</u>	

177 Richard Nitschke (E1)									Elfin Catalina										
lap	Sect-1	Speed	Sect-2	Speed	Sect-3	Speed	TopSpeed	laptime	pit	lap	Sect-1	Speed	Sect-2	Speed	Sect-3	Speed	Topspeed	laptime	pit
1	38.442	76.0	57.840		30.773	97.6		2:07.055		4	35.556	84.7	54.735		28.310	102.2		1:58.601	
2	37.950	79.0	55.676		44.048	86.9		2:17.674		5	36.526	<u>84.8</u>	54.103		27.555	<u>107.0</u>		1:58.184	
3	38.072	81.3	55.748		27.998	105.7		2:01.818		6	<u>35.361</u>	84.5	<u>53.574</u>		<u>26.969</u>	106.2		<u>1:55.904</u>	

179 Pietro Vergnano (E1)									Brabham BT6										
lap	Sect-1	Speed	Sect-2	Speed	Sect-3	Speed	TopSpeed	laptime	pit	lap	Sect-1	Speed	Sect-2	Speed	Sect-3	Speed	Topspeed	laptime	pit
1	Out	63.2	1:04.190		33.968	78.3		2:58.542		2	<u>41.618</u>	<u>64.5</u>	1:03.476		<u>32.277</u>	<u>80.2</u>		2:17.371	

194 Johannes Kistler (E1)									Lotus 22										
lap	Sect-1	Speed	Sect-2	Speed	Sect-3	Speed	TopSpeed	laptime	pit	lap	Sect-1	Speed	Sect-2	Speed	Sect-3	Speed	Topspeed	laptime	pit
1	37.760	78.2	53.718		26.681	108.2		1:58.159		5	36.076	84.5	50.363		26.045	111.5		1:52.484	
2	36.570	80.0	51.627		27.426	99.0		1:55.623		6	35.485	83.5	49.803		26.018	<u>113.0</u>		1:51.306	
3	35.699	86.8	50.651		<u>25.669</u>	112.4		1:52.019		7	<u>34.682</u>	<u>88.2</u>	<u>49.286</u>		26.044	<u>113.0</u>		<u>1:50.012</u>	
4	35.228	82.3	51.828		26.206	107.2		1:53.262		8									

Session Start: 16:54:04 - Finish: 17:09:02
 Weather/Track Conditions: Sun/Dry
 Circuit: Brands Hatch Grand Prix Circuit
 Track Length: 3.916 Km - 2.4330 miles

'Legends of Brands Hatch' Historic Race Meeting - 1 - 3 Jul 2016

HSCC/FJHRA Historic Formula Junior Rear Engine 1962-1963

Qualifying for Race 10 - Best Sector Times

POS	NO	DRIVER/S	Sector 1			Sector 2			Sector 3			IDEAL LAP	BEST LAP	On
			TIME	LAP	POS	TIME	LAP	POS	TIME	LAP	POS			
1	79	Andrew Hibberd	31.869	8	1	44.934	8	2	24.093	8	3	1:40.896	1:40.896	8
2	68	James Murray	32.142	8	4	44.867	8	1	23.889	8	1	1:40.898	1:40.898	8
3	92	Westie Mitchell	31.924	8	2	45.146	4	3	24.020	5	2	1:41.090	1:41.522	5
4	66	Cameron Jackson											1:41.533	3
5	55	Manfredo Rossi Di Montelera	32.078	8	3	45.160	6	4	24.214	5	6	1:41.452	1:41.781	5
6	153	Philipp Buhofer	32.474	7	5	45.280	8	5	24.126	8	5	1:41.880	1:41.979	8
7	53	Sam Wilson	32.525	5	7	45.496	8	6	24.108	6	4	1:42.129	1:42.265	8
8	86	Jack Woodhouse	32.788	5	10	45.986	5	8	24.502	5	7	1:43.276	1:43.276	5
9	69	Stuart Roach	32.645	7	9	45.863	8	7	24.625	5	9	1:43.133	1:43.522	7
10	80	Nicholas Fennell	32.530	7	8	46.369	7	9	24.543	5	8	1:43.442	1:43.535	7
11	58	Richard Smeeton	32.478	7	6	46.732	8	11	24.657	6	10	1:43.867	1:44.359	7
12	61	Simon Diffey											1:44.450	4
13	89	Mark Pangborn	33.238	6	13	46.685	5	10	24.714	5	11	1:44.637	1:45.340	5
14	75	Alex Morton	33.616	8	15	46.921	8	12	24.836	8	12	1:45.373	1:45.373	8
15	57	Callum Grant	32.980	5	11	47.484	1	14	25.422	1	15	1:45.886	1:46.005	1
16	74	Iain Rowley	33.171	7	12	48.048	7	16	25.247	5	14	1:46.466	1:46.679	7
17	82	Andrew Garside	34.001	7	17	47.314	2	13	24.908	5	13	1:46.223	1:46.721	7
18	93	Rudolf Ernst	33.290	7	14	47.507	7	15	25.470	5	16	1:46.267	1:46.910	7
19	90	Andrew Hayden	34.000	8	16	48.869	7	19	25.830	3	19	1:48.699	1:49.195	7
20	73	Peter Anstiss	34.696	7	21	48.627	7	17	25.924	7	20	1:49.247	1:49.247	7
21	77	Marc Amez-Droz	34.191	8	18	48.763	3	18	25.745	5	18	1:48.699	1:49.406	8
22	98	Chris Merrick	34.413	7	19	49.317	7	21	25.935	7	21	1:49.665	1:49.665	7
23	194	Johannes Kistler	34.682	7	20	49.286	7	20	25.669	3	17	1:49.637	1:50.012	7
24	50	David Innes	34.904	7	23	50.335	4	22	26.336	7	22	1:51.575	1:52.625	6
25	84	Caroline Rossi Di Montelera	34.765	7	22	51.535	7	23	26.358	5	23	1:52.658	1:53.119	7
26	127	Martin Bullock	35.346	2	24	51.686	1	24	27.352	1	26	1:54.384	1:54.615	1
27	177	Richard Nitschke	35.361	6	25	53.574	6	26	26.969	6	24	1:55.904	1:55.904	6
28	62	Jan Goeckmann	36.586	7	26	52.144	6	25	27.307	7	25	1:56.037	1:56.286	7
29	96	Malcolm Wishart	36.877	7	27	54.057	6	27	28.069	7	27	1:59.003	1:59.504	7
30	63	Jason Williams	39.372	6	29	55.218	6	28	29.376	4	29	2:03.966	2:04.278	6
31	72	Tom De Gres	39.371	3	28	57.466	4	29	28.879	5	28	2:05.716	2:06.829	5
32	179	Pietro Vergnano	41.618	2	30	1:03.476	2	30	32.277	2	30	2:17.371	2:17.371	2

Session Start: 16:54:04 - Finish: 17:09:02

Weather/Track Conditions: Sun/Dry

Circuit: Brands Hatch Grand Prix Circuit

Track Length: 3.916 Km - 2.4330 miles



'Legends of Brands Hatch' Historic Race Meeting - 1 - 3 Jul 2016

HSCC/FJHRA Historic Formula Junior Rear Engine 1962-1963

Qualifying for Race 10 - Best Sector Speeds

	NO	SECTOR 1	MPH	NO	SECTOR 2	MPH	NO	SECTOR 3	MPH
1	92	Westie Mitchell	96.2	NO SPEED TRAP			53	Sam Wilson	120.7
2	79	Andrew Hibberd	95.8				92	Westie Mitchell	120.7
3	80	Nicholas Fennell	95.5				68	James Murray	119.4
4	86	Jack Woodhouse	95.2				79	Andrew Hibberd	119.2
5	53	Sam Wilson	95.0				153	Philipp Buhofer	119.2
6	153	Philipp Buhofer	95.0				80	Nicholas Fennell	119.0
7	55	Manfredo Rossi Di Montelera	94.8				89	Mark Pangborn	119.0
8	68	James Murray	94.3				82	Andrew Garside	118.3
9	89	Mark Pangborn	94.0				86	Jack Woodhouse	118.3
10	93	Rudolf Ernst	93.4				58	Richard Smeeton	117.9
11	57	Callum Grant	93.3				75	Alex Morton	117.7
12	58	Richard Smeeton	92.7				55	Manfredo Rossi Di Montelera	117.5
13	69	Stuart Roach	91.9				69	Stuart Roach	117.3
14	74	Iain Rowley	91.5				93	Rudolf Ernst	116.7
15	82	Andrew Garside	91.4				77	Marc Amez-Droz	115.1
16	75	Alex Morton	90.4				90	Andrew Hayden	114.7
17	84	Caroline Rossi Di Montelera	90.4				74	Iain Rowley	114.3
18	77	Marc Amez-Droz	90.3				84	Caroline Rossi Di Montelera	113.7
19	90	Andrew Hayden	89.4				73	Peter Anstiss	113.2
20	50	David Innes	88.7				194	Johannes Kistler	113.0
21	194	Johannes Kistler	88.2				98	Chris Merrick	112.2
22	73	Peter Anstiss	87.3				50	David Innes	111.8
23	98	Chris Merrick	86.3				62	Jan Goeckmann	108.4
24	62	Jan Goeckmann	85.6				127	Martin Bullock	107.4
25	177	Richard Nitschke	84.8				177	Richard Nitschke	107.0
26	127	Martin Bullock	84.3				57	Callum Grant	104.4
27	96	Malcolm Wishart	83.9				96	Malcolm Wishart	103.9
28	63	Jason Williams	77.6				72	Tom De Gres	97.6
29	72	Tom De Gres	76.6				63	Jason Williams	97.0
30	179	Pietro Vergnano	64.5				179	Pietro Vergnano	80.2
31	61	Simon Diffey	0.0				61	Simon Diffey	0.0
32	66	Cameron Jackson	0.0				66	Cameron Jackson	0.0

Session Start: 16:54:04 - Finish: 17:09:02

Weather/Track Conditions: Sun/Dry

Circuit: Brands Hatch Grand Prix Circuit

Track Length: 3.916 Km - 2.4330 miles



'Legends of Brands Hatch' Historic Race Meeting - 1 - 3 Jul 2016

HSCC/FJHRA Historic Formula Junior Rear Engine 1962-1963

Race 10 - Starting Grid

Sheet No:

Start Time : 15:55 - Heat Duration : 20 Minutes

16	31	72 Tom De Gres	32	179 Pietro Vergnano
15	29	96 Malcolm Wishart	30	63 Jason Williams
14	27	177 Richard Nitschke	28	62 Jan Goeckmann
13	25	84 Caroline Rossi Di Montelera	26	127 Martin Bullock
12	23	194 Johannes Kistler	24	50 David Innes
11	21	77 Marc Amez-Droz	22	98 Chris Merrick
10	19	90 Andrew Hayden	20	73 Peter Anstiss
9	17	82 Andrew Garside	18	93 Rudolf Ernst
8	15	57 Callum Grant	16	74 Iain Rowley
7	13	89 Mark Pangborn	14	75 Alex Morton
6	11	58 Richard Smeeton	12	61 Simon Diffey
5	9	69 Stuart Roach	10	80 Nicholas Fennell
4	7	53 Sam Wilson	8	86 Jack Woodhouse
3	5	55 Manfredo Rossi Di Montelera	6	153 Philipp Buhofer
2	3	92 Westie Mitchell	4	66 Cameron Jackson
1	1	79 Andrew Hibberd	2	68 James Murray

Pole Right

ROW

These results are provisional until the conclusion of any judicial and technical matters.

Circuit: Brands Hatch Grand Prix Circuit
Track Length: 3.916 Km - 2.4330 miles

Clerk of the Course:

Timekeeper:

Issued at:

Julian Floyd

Nick Palmer

'Legends of Brands Hatch' Historic Race Meeting - 1 - 3 Jul 2016

Guards Trophy supported by Dunlop Tyres

Qualifying for Race 13 - Classification

Sheet No:

POS	NO	DRIVER/S	CLASS	CLASS POS	CAR MAKE / MODEL	TIME	ON	LAPS	GAP	DIFF	MPH
1	49	Schryver-Mitchell	SRD	1	Chevron B6	1:39.311	9	13			88.20
2	34	James Schryver	SRD	2	Chevron B8	1:39.589	11	14	0.278	0.278	87.95
3	32	Charles Allison	SRD	3	Chevron B8	1:40.799	11	13	1.488	1.210	86.89
4	9	Richard Piper	INV	1	Brahma B2	1:40.823	11	12	1.512	0.024	86.87
5	18	Bartell-Grant	SRC	1	Elva Mk7S	1:41.008	13	16	1.697	0.185	86.71
6	25	Hibberd A-Hibberd M	SRB	1	Lotus 23B	1:41.396	12	12	2.085	0.388	86.38
7	75	Voyazides-Hadfield	D	1	Shelby Daytona Cobra	1:41.553	15	15	2.242	0.157	86.25
8	1	Gardiner-Cox	D	2	TVR Griffith	1:41.728	12	12	2.417	0.175	86.10
9	6	Thompson-McClurg	SRD	4	Chevron B6	1:42.018	12	14	2.707	0.290	85.86
10	16	Phillip Nelson	SRD	5	Chevron B8	1:42.456	10	14	3.145	0.438	85.49
11	11	Andrew Shepherd	SRB	2	Lotus 23C	1:44.430	9	13	5.119	1.974	83.87
12	26	John Davison	A	1	Lotus Elan 26R	1:44.764	13	13	5.453	0.334	83.60
13	65	Thompson-Hales	D	3	TVR Griffith	1:45.020	11	11	5.709	0.256	83.40
14	14	John Spiers	D	4	TVR Griffith	1:45.367	6	6	6.056	0.347	83.13
15	60	Thomas Seckel	SRB	3	Bobsy SR2	1:45.375	15	15	6.064	0.008	83.12
16	41	Brian Casey	SRE	1	Lenham P69	1:47.403	11	14	8.092	2.028	81.55
17	21	Russell A-Russell J	A	2	Lotus Elan 26R	1:47.442	12	14	8.131	0.039	81.52
18	8	Paul Tooms	A	3	Lotus Elan	1:47.670	11	11	8.359	0.228	81.35
19	52	Daws N-Daws G	SRB	4	Merlyn 6A	1:47.979	10	10	8.668	0.309	81.12
20	19	Nick Pancisi	A	4	Lotus Elan S1 GTS	1:48.921	10	14	9.610	0.942	80.41
21	10	Stuart Tizzard	SRB	5	Lotus 23B	1:49.733	2	4	10.422	0.812	79.82
22	50	Brooks K-Brooks V	A	5	Lotus Elan	1:49.933	11	13	10.622	0.200	79.67
23	186	Ben Adams	A	6	Turner Mk2	1:52.708	12	14	13.397	2.775	77.71
24	64	Martin Richardson	B	1	MG B	1:55.057	9	14	15.746	2.349	76.13
25	105	Ian Kilpatrick	SRE	2	Ginetta G12	1:59.578	10	12	20.267	4.521	73.25
26	154	Aylett-Farrall	INV	2	GSM Delta Coupe	1:59.704	5	11	20.393	0.126	73.17
27	73	Michael Lillywhite	B	2	MG B	1:59.915	11	14	20.604	0.211	73.04
28	37	Steve Naish	B	3	MG B	1:59.959	14	14	20.648	0.044	73.01

Session Start: 17:14:23 - Finish: 17:44:28

Weather/Track Conditions: Sun/Dry

Circuit: Brands Hatch Grand Prix Circuit

Track Length: 3.916 Km - 2.4330 miles

These results are provisional until the conclusion of any judicial and technical matters.

Clerk of the Course:

Julian Floyd

Timekeeper:

Nick Palmer

Issued at:

'Legends of Brands Hatch' Historic Race Meeting - 1 - 3 Jul 2016

Guards Trophy supported by Dunlop Tyres

Qualifying for Race 13 - Sector Analysis

1 Gardiner-Cox (D)									TVR Griffith										
lap	Sect-1	Speed	Sect-2	Speed	Sect-3	Speed	TopSpeed	laptime	pit	lap	Sect-1	Speed	Sect-2	Speed	Sect-3	Speed	Topspeed	laptime	pit
1	33.046	93.9	46.638		24.410	132.0		1:44.094		7	33.001	93.4	45.929		24.344	117.9		1:43.274	
2	32.660	88.2	46.988		24.577	131.0		1:44.225		8	36.825	72.6	51.423		24.707	133.1		1:52.955	
3	35.886	76.1	57.028		26.408	128.5		1:59.322		9	32.679	94.0	45.873		23.876	133.1		1:42.428	
4	32.828	96.1	46.454		In			6:15.763	P	10	35.474	78.3	52.393		24.851	133.1		1:52.718	
5	Out	86.5	47.902		24.250	135.7		1:49.228		11	35.275	72.2	52.100		25.023	133.9		1:52.398	
6	33.236	92.2	49.204		26.596	132.0		1:49.036		12	32.309	95.0	45.450		23.969	134.4		1:41.728	

6 Thompson-McClurg (SRD)									Chevron B6										
lap	Sect-1	Speed	Sect-2	Speed	Sect-3	Speed	TopSpeed	laptime	pit	lap	Sect-1	Speed	Sect-2	Speed	Sect-3	Speed	Topspeed	laptime	pit
1	33.942	82.2	49.341		24.838	127.0		1:48.121		8	32.909	93.9	46.696		23.839	126.8		1:43.444	
2	33.235	90.9	48.352		24.715	125.1		1:46.302		9	32.715	91.7	46.982		23.758	127.0		1:43.455	
3	33.306	85.2	48.990		25.319	124.5		1:47.615		10	33.040	93.9	46.982		23.988	122.9		1:44.010	
4	33.118	91.5	47.929		In			4:00.293	P	11	32.347	95.0	46.376		24.072	124.2		1:42.795	
5	Out	65.8	1:01.695		33.332	88.0		2:18.404		12	32.277	92.1	45.982		23.759	126.8		1:42.018	
6	36.250	89.2	48.675		25.062	126.1		1:49.987		13	32.971	78.0	47.708		24.545	122.0		1:45.224	
7	32.518	90.4	46.899		25.016	112.8		1:44.433		14	32.308	93.1	46.233		25.095	114.3		1:43.636	

8 Paul Tooms (A)									Lotus Elan										
lap	Sect-1	Speed	Sect-2	Speed	Sect-3	Speed	TopSpeed	laptime	pit	lap	Sect-1	Speed	Sect-2	Speed	Sect-3	Speed	Topspeed	laptime	pit
1	36.056	84.3	52.717		In			8:12.189	P	7	34.975	83.5	49.633		In			3:41.386	P
2	Out	72.3	53.757		31.875	99.5		2:07.754		8	Out	86.2	49.193		In			2:48.249	P
3	37.751	81.0	52.370		26.626	115.1		1:56.747		9	Out	83.6	48.712		26.471	115.5		1:53.279	
4	35.268	87.7	49.301		26.010	115.5		1:50.579		10	34.109	85.6	48.757		25.832	115.9		1:48.698	
5	34.982	85.8	49.295		27.036	113.7		1:51.313		11	34.208	87.6	47.881		25.581	117.5		1:47.670	
6	34.589	86.3	48.725		25.644	116.3		1:48.958		12									

9 Richard Piper (INV)									Brahma B2										
lap	Sect-1	Speed	Sect-2	Speed	Sect-3	Speed	TopSpeed	laptime	pit	lap	Sect-1	Speed	Sect-2	Speed	Sect-3	Speed	Topspeed	laptime	pit
1	Out	74.6	1:09.627		33.220	94.2		2:33.773		7	31.893	92.6	46.005		23.944	120.7		1:41.842	
2	38.570	83.6	50.828		25.931	114.9		1:55.329		8	31.969	94.7	45.340		23.970	120.0		1:41.279	
3	33.678	92.0	46.466		33.170	71.6		1:53.314		9	32.433	90.7	45.096		24.496	119.6		1:42.025	
4	39.418	85.1	50.990		In			4:26.897	P	10	31.930	94.3	44.990		23.934	120.0		1:40.854	
5	Out	85.7	47.941		25.323	119.8		1:53.847		11	31.777	97.6	44.970		24.076	120.4		1:40.823	
6	33.158	95.4	46.640		24.571	119.8		1:44.369		12	32.270	95.4	45.455		24.243	119.2		1:41.968	

10 Stuart Tizzard (SRB)									Lotus 23B										
lap	Sect-1	Speed	Sect-2	Speed	Sect-3	Speed	TopSpeed	laptime	pit	lap	Sect-1	Speed	Sect-2	Speed	Sect-3	Speed	Topspeed	laptime	pit
1	36.180	83.6	49.715		26.414	120.0		1:52.309		3	35.113	72.0	52.884		In			6:05.374	P
2	34.585	88.1	49.078		26.070	120.2		1:49.733		4	Out	64.2	58.902		In			7:20.408	P

11 Andrew Shepherd (SRB)									Lotus 23C										
lap	Sect-1	Speed	Sect-2	Speed	Sect-3	Speed	TopSpeed	laptime	pit	lap	Sect-1	Speed	Sect-2	Speed	Sect-3	Speed	Topspeed	laptime	pit
1	35.417	89.9	50.024		25.201	124.2		1:50.642		8	33.391	98.4	47.838		25.092	125.6		1:46.321	
2	33.828	91.5	47.898		25.165	125.1		1:46.891		9	33.317	94.6	46.577		24.536	124.0		1:44.430	
3	34.120	78.3	49.218		24.965	122.4		1:48.303		10	33.145	96.3	47.009		25.105	124.5		1:45.259	
4	34.101	92.9	50.073		28.556	90.4		1:52.730		11	33.368	96.1	47.187		24.820	126.1		1:45.375	
5	41.180	71.9	57.230		31.750	87.6		2:10.160		12	32.903	98.0	48.585		24.956	126.6		1:46.444	
6	37.609	80.3	55.544		29.530	105.9		2:02.683		13	33.111	97.0	47.453		24.827	124.5		1:45.391	
7	34.902	89.4	50.774		26.349	126.1		1:52.025		14									

14 John Spiers (D)									TVR Griffith										
lap	Sect-1	Speed	Sect-2	Speed	Sect-3	Speed	TopSpeed	laptime	pit	lap	Sect-1	Speed	Sect-2	Speed	Sect-3	Speed	Topspeed	laptime	pit
1	33.915	93.4	47.869		25.183	129.5		1:46.967		4	Out	82.3	53.750		27.980	114.5		2:05.488	
2	33.565	91.4	47.866		25.155	128.7		1:46.586		5	37.768	84.8	51.313		25.746	126.6		1:54.827	
3	33.831	100.0	46.849		In			9:41.380	P	6	33.605	96.9	46.795		24.967	127.8		1:45.367	

Session Start: 17:14:23 - Finish: 17:44:28

Weather/Track Conditions: Sun/Dry

Circuit: Brands Hatch Grand Prix Circuit

Track Length: 3.916 Km - 2.4330 miles

'Legends of Brands Hatch' Historic Race Meeting - 1 - 3 Jul 2016

Guards Trophy supported by Dunlop Tyres

Qualifying for Race 13 - Sector Analysis

16 Phillip Nelson (SRD)									Chevron B8										
lap	Sect-1	Speed	Sect-2	Speed	Sect-3	Speed	TopSpeed	laptime	pit	lap	Sect-1	Speed	Sect-2	Speed	Sect-3	Speed	Topspeed	laptime	pit
1	33.186	90.3	48.265		24.745	120.0		1:46.196		8	33.161	90.9	46.357		26.483	108.6		1:46.001	
2	33.602	91.4	47.295		24.035	125.1		1:44.932		9	33.580	83.3	48.506		24.200	122.2		1:46.286	
3	32.505	93.0	47.065		24.426	124.0		1:43.996		10	32.528	91.9	45.923		24.005	124.0		1:42.456	
4	32.205	94.0	48.609		In			4:48.674	P	11	32.526	91.6	47.979		24.087	122.6		1:44.592	
5	Out	86.0	48.223		24.469	123.8		1:53.503		12	32.693	92.7	45.814		24.193	124.2		1:42.700	
6	32.935	90.1	46.891		25.144	123.5		1:44.970		13	36.659	70.7	52.227		27.066	89.3		1:55.952	
7	32.826	92.5	47.611		24.431	123.8		1:44.868		14	39.495	68.1	59.120		26.324	115.5		2:04.939	

18 Bartell-Grant (SRC)									Elva Mk7S										
lap	Sect-1	Speed	Sect-2	Speed	Sect-3	Speed	TopSpeed	laptime	pit	lap	Sect-1	Speed	Sect-2	Speed	Sect-3	Speed	Topspeed	laptime	pit
1	34.092	87.8	47.198		25.769	117.9		1:47.059		9	32.775	94.3	45.844		26.602	110.7		1:45.221	
2	33.406	90.3	47.562		24.962	123.8		1:45.930		10	33.004	95.9	46.998		24.298	124.9		1:44.300	
3	32.651	96.1	45.289		24.371	125.1		1:42.311		11	32.150	96.9	45.391		24.793	120.7		1:42.334	
4	33.283	95.0	47.087		25.841	113.3		1:46.211		12	33.151	91.6	47.769		24.015	124.9		1:44.935	
5	41.454	67.6	1:01.606		In			3:55.853	P	13	31.944	98.6	45.025		24.039	125.8		1:41.008	
6	Out	85.0	47.339		24.995	123.3		1:52.520		14	31.762	97.6	45.260		24.176	124.2		1:41.198	
7	32.256	96.2	46.035		25.004	124.0		1:43.295		15	32.060	95.1	46.035		24.377	124.9		1:42.472	
8	32.384	96.3	45.563		24.393	125.4		1:42.340		16	32.045	96.6	45.736		24.592	124.9		1:42.373	

19 Nick Pancisi (A)									Lotus Elan S1 GTS										
lap	Sect-1	Speed	Sect-2	Speed	Sect-3	Speed	TopSpeed	laptime	pit	lap	Sect-1	Speed	Sect-2	Speed	Sect-3	Speed	Topspeed	laptime	pit
1	35.137	77.8	52.354		27.188	111.8		1:54.679		8	34.348	87.6	49.456		26.570	114.1		1:50.374	
2	34.988	82.1	51.911		26.417	113.9		1:53.316		9	34.391	87.6	49.919		26.155	115.1		1:50.465	
3	34.156	84.3	50.594		27.397	112.0		1:52.147		10	33.644	87.6	49.151		26.126	109.8		1:48.921	
4	34.260	86.2	49.836		32.070	78.2		1:56.166		11	36.255	83.1	52.025		29.689	110.2		1:57.969	
5	41.335	76.1	56.507		In			4:13.345	P	12	34.926	82.7	50.380		26.740	112.0		1:52.046	
6	Out	79.7	51.160		27.630	112.8		1:59.647		13	34.390	85.6	53.030		27.331	113.5		1:54.751	
7	33.752	88.4	50.945		26.963	111.3		1:51.660		14	34.491	87.4	49.872		26.103	113.3		1:50.466	

21 Russell A-Russell J (A)									Lotus Elan 26R										
lap	Sect-1	Speed	Sect-2	Speed	Sect-3	Speed	TopSpeed	laptime	pit	lap	Sect-1	Speed	Sect-2	Speed	Sect-3	Speed	Topspeed	laptime	pit
1	35.330	84.5	53.269		26.620	111.7		1:55.219		8	34.190	90.4	49.296		25.929	113.0		1:49.415	
2	34.604	88.2	50.962		26.246	113.2		1:51.812		9	33.942	90.4	49.175		25.975	113.2		1:49.092	
3	34.303	86.9	50.077		27.329	110.7		1:51.709		10	34.618	88.1	48.870		26.046	113.9		1:49.534	
4	34.671	90.4	55.463		35.613	74.4		2:05.747		11	33.635	91.5	48.481		25.522	112.2		1:47.638	
5	41.040	72.3	59.097		In			4:14.005	P	12	33.597	90.9	48.274		25.571	111.3		1:47.442	
6	Out	82.6	54.345		27.906	112.6		2:02.449		13	33.769	91.4	48.900		25.785	112.6		1:48.454	
7	34.765	88.6	51.095		26.523	112.8		1:52.383		14	33.899	90.1	50.931		26.380	97.7		1:51.210	

25 Hibberd A-Hibberd M (SRB)									Lotus 23B										
lap	Sect-1	Speed	Sect-2	Speed	Sect-3	Speed	TopSpeed	laptime	pit	lap	Sect-1	Speed	Sect-2	Speed	Sect-3	Speed	Topspeed	laptime	pit
1	34.152	96.5	48.587		26.449	119.4		1:49.188		7	32.444	97.0	46.026		24.378	124.0		1:42.848	
2	35.082	90.9	49.308		25.263	123.8		1:49.653		8	32.415	95.9	46.083		24.330	123.5		1:42.828	
3	33.955	96.5	47.724		26.750	118.7		1:48.429		9	32.662	94.6	46.355		25.012	120.0		1:44.029	
4	34.281	97.3	48.341		33.958	85.7		1:56.580		10	32.278	99.6	45.443		26.045	119.6		1:43.766	
5	42.359	70.7	58.203		In			3:48.313	P	11	33.253	93.8	49.137		29.727	118.1		1:52.117	
6	Out	93.1	46.435		24.657	122.9		1:51.150		12	32.131	97.6	45.176		24.089	124.0		1:41.396	

26 John Davison (A)									Lotus Elan 26R										
lap	Sect-1	Speed	Sect-2	Speed	Sect-3	Speed	TopSpeed	laptime	pit	lap	Sect-1	Speed	Sect-2	Speed	Sect-3	Speed	Topspeed	laptime	pit
1	34.533	90.0	49.582		25.806	115.7		1:49.921		8	33.572	87.1	49.414		26.964	104.9		1:49.950	
2	33.857	90.1	48.004		26.055	115.1		1:47.916		9	35.340	87.9	52.044		26.905	115.1		1:54.289	
3	33.524	91.7	48.615		25.925	115.1		1:48.064		10	33.268	92.5	48.262		32.595	114.1		1:54.125	
4	33.262	92.9	47.774		26.715	110.9		1:47.751		11	32.901	92.0	47.935		25.048	116.9		1:45.884	
5	41.799	64.3	56.224		36.305	81.5		2:14.328		12	33.749	88.9	48.994		33.421	115.1		1:56.164	
6	45.461	58.3	1:04.260		31.453	110.4		2:21.174		13	32.881	94.3	46.720		25.163	116.5		1:44.764	
7	34.567	90.5	48.359		26.729	116.5		1:49.655		14									

Session Start: 17:14:23 - Finish: 17:44:28

Weather/Track Conditions: Sun/Dry

Circuit: Brands Hatch Grand Prix Circuit

Track Length: 3.916 Km - 2.4330 miles

'Legends of Brands Hatch' Historic Race Meeting - 1 - 3 Jul 2016

Guards Trophy supported by Dunlop Tyres

Qualifying for Race 13 - Sector Analysis

32 Charles Allison (SRD)									Chevron B8								
lap	Sect-1	Speed	Sect-2	Speed	Sect-3	Speed	TopSpeed	laptime pit	lap	Sect-1	Speed	Sect-2	Speed	Sect-3	Speed	Topspeed	laptime pit
1	33.361	91.1	48.060		25.205	121.3		1:46.626	8	32.535	94.6	44.997		23.566	127.3		1:41.098
2	33.766	93.6	46.436		23.979	125.8		1:44.181	9	32.190	94.8	45.670		23.925	126.3		1:41.785
3	32.377	97.7	46.203		23.975	125.1		1:42.555	10	32.186	97.4	45.128		23.861	124.9		1:41.175
4	31.850	96.3	46.089		In			6:08.187 P	11	32.247	95.5	45.035		23.517	127.0		1:40.799
5	Out	97.6	46.930		24.522	127.5		1:48.229	12	31.881	92.5	51.897		In			3:03.716 P
6	32.293	96.7	45.850		23.777	127.5		1:41.920	13	Out	92.6	47.075		24.832	124.9		1:47.155
7	33.199	92.5	45.802		23.774	127.0		1:42.775	14								

34 James Schryver (SRD)									Chevron B8								
lap	Sect-1	Speed	Sect-2	Speed	Sect-3	Speed	TopSpeed	laptime pit	lap	Sect-1	Speed	Sect-2	Speed	Sect-3	Speed	Topspeed	laptime pit
1	Out	80.8	49.736		25.014	120.0		1:57.085	8	31.637	100.3	44.469		23.783	124.9		1:39.889
2	34.071	84.7	48.870		24.298	122.6		1:47.239	9	31.676	100.0	44.983		24.113	123.8		1:40.772
3	33.210	78.6	47.403		24.201	123.8		1:44.814	10	31.758	100.6	45.114		23.990	123.8		1:40.862
4	32.536	98.4	44.765		In			5:58.573 P	11	31.602	100.3	44.319		23.668	123.3		1:39.589
5	Out	94.3	45.430		23.792	123.5		1:46.361	12	32.450	96.1	45.269		23.469	124.5		1:41.188
6	32.123	100.2	45.246		23.809	124.0		1:41.178	13	31.675	100.9	45.374		23.871	123.1		1:40.920
7	31.754	100.2	44.356		23.553	124.0		1:39.663	14	31.757	98.0	44.420		24.038	125.1		1:40.215

37 Steve Naish (B)									MG B								
lap	Sect-1	Speed	Sect-2	Speed	Sect-3	Speed	TopSpeed	laptime pit	lap	Sect-1	Speed	Sect-2	Speed	Sect-3	Speed	Topspeed	laptime pit
1	38.414	70.0	56.058		28.680	101.7		2:03.152	8	37.638	77.6	55.119		28.863	101.1		2:01.620
2	38.058	77.5	58.936		29.470	100.3		2:06.464	9	39.403	75.3	57.091		31.808	102.0		2:08.302
3	38.078	77.7	54.624		29.841	98.9		2:02.543	10	37.279	77.3	55.089		29.627	101.4		2:01.995
4	43.105	66.7	1:04.270		37.456	74.0		2:24.831	11	38.099	78.1	54.001		28.544	102.0		2:00.644
5	44.611	62.9	1:02.305		33.799	91.4		2:20.715	12	37.388	77.3	55.053		28.539	101.9		2:00.980
6	40.579	77.6	54.861		30.194	99.5		2:05.634	13	37.109	78.8	55.569		28.923	101.6		2:01.601
7	38.236	75.3	55.153		28.959	101.1		2:02.348	14	36.909	79.8	53.939		29.111	101.6		1:59.959

41 Brian Casey (SRE)									Lenham P69								
lap	Sect-1	Speed	Sect-2	Speed	Sect-3	Speed	TopSpeed	laptime pit	lap	Sect-1	Speed	Sect-2	Speed	Sect-3	Speed	Topspeed	laptime pit
1	35.856	85.8	51.798		26.445	117.3		1:54.099	8	35.000	91.6	49.200		26.629	112.6		1:50.829
2	35.027	83.5	49.597		26.201	116.9		1:50.825	9	35.385	91.4	50.216		25.989	119.4		1:51.590
3	35.250	84.7	49.972		26.336	118.5		1:51.558	10	34.543	90.0	48.733		25.606	120.2		1:48.882
4	35.287	86.8	54.723		In			5:29.024 P	11	34.242	93.1	47.821		25.340	120.2		1:47.403
5	Out	82.5	51.750		27.266	116.9		1:59.517	12	34.364	94.0	47.859		25.813	119.2		1:48.036
6	35.018	87.6	49.348		26.240	117.3		1:50.606	13	34.078	93.3	48.875		25.816	119.8		1:48.769
7	35.720	87.2	49.853		25.836	119.0		1:51.409	14	33.903	93.4	48.582		25.499	121.3		1:47.984

49 Schryver-Mitchell (SRD)									Chevron B6								
lap	Sect-1	Speed	Sect-2	Speed	Sect-3	Speed	TopSpeed	laptime pit	lap	Sect-1	Speed	Sect-2	Speed	Sect-3	Speed	Topspeed	laptime pit
1	32.468	98.6	45.592		24.965	124.9		1:43.025	8	32.424	91.7	45.976		24.826	125.4		1:43.226
2	32.485	95.2	47.112		23.985	127.5		1:43.582	9	31.567	98.6	44.276		23.468	125.6		1:39.311
3	34.341	92.6	45.371		24.247	124.5		1:43.959	10	31.979	95.0	45.611		23.848	124.5		1:41.438
4	33.618	92.9	47.329		25.793	102.0		1:46.740	11	31.188	98.2	45.475		23.489	125.6		1:40.152
5	39.472	71.5	1:02.562		In			3:53.100 P	12	31.470	96.9	44.976		23.397	126.1		1:39.843
6	Out	84.0	47.293		24.285	124.7		1:52.024	13	31.214	99.6	43.911		25.182	120.4		1:40.307
7	32.683	89.1	45.622		24.140	125.1		1:42.445	14								

50 Brooks K-Brooks V (A)									Lotus Elan								
lap	Sect-1	Speed	Sect-2	Speed	Sect-3	Speed	TopSpeed	laptime pit	lap	Sect-1	Speed	Sect-2	Speed	Sect-3	Speed	Topspeed	laptime pit
1	Out	62.2	1:04.090		31.128	102.6		2:22.679	8	35.484	83.3	51.039		27.026	113.9		1:53.549
2	39.520	67.7	57.332		In			4:33.898 P	9	35.320	87.6	50.853		26.939	111.8		1:53.112
3	Out	73.0	57.692		33.506	95.0		2:14.393	10	34.887	90.9	50.075		26.341	116.1		1:51.303
4	37.779	80.0	53.194		28.609	115.1		1:59.582	11	34.297	92.5	49.392		26.244	114.5		1:49.933
5	35.632	85.0	50.474		26.324	117.7		1:52.430	12	34.604	87.3	49.255		26.135	116.5		1:49.994
6	34.689	90.4	50.516		26.644	115.1		1:51.849	13	34.987	94.4	50.903		26.394	114.5		1:52.284
7	34.840	90.0	50.330		26.490	115.5		1:51.660	14								

Session Start: 17:14:23 - Finish: 17:44:28

Weather/Track Conditions: Sun/Dry

Circuit: Brands Hatch Grand Prix Circuit

Track Length: 3.916 Km - 2.4330 miles

'Legends of Brands Hatch' Historic Race Meeting - 1 - 3 Jul 2016

Guards Trophy supported by Dunlop Tyres

Qualifying for Race 13 - Sector Analysis

52 Daws N-Daws G (SRB)									Merlyn 6A										
lap	Sect-1	Speed	Sect-2	Speed	Sect-3	Speed	TopSpeed	laptime	pit	lap	Sect-1	Speed	Sect-2	Speed	Sect-3	Speed	Topspeed	laptime	pit
1	34.502	85.1	49.458		26.443	108.4		1:50.403		6	35.854	83.6	53.446		28.299	114.7		1:57.599	
2	33.923	88.0	49.925		25.514	110.9		1:49.362		7	35.443	90.7	49.828		25.777	115.9		1:51.048	
3	34.410	87.4	48.610		26.836	108.4		1:49.856		8	34.647	87.7	49.972		26.180	112.4		1:50.799	
4	33.984	88.0	49.456		In			4:01.496	P	9	34.863	90.7	49.434		26.687	112.0		1:50.984	
5	Out	74.7	58.308		27.127	114.5		2:09.496		10	33.922	88.9	48.708		25.349	116.9		1:47.979	

60 Thomas Seckel (SRB)									Bobsy SR2										
lap	Sect-1	Speed	Sect-2	Speed	Sect-3	Speed	TopSpeed	laptime	pit	lap	Sect-1	Speed	Sect-2	Speed	Sect-3	Speed	Topspeed	laptime	pit
1	39.650	76.4	55.542		29.715	108.9		2:04.907		9	34.208	90.3	48.111		25.043	117.1		1:47.362	
2	37.170	79.2	52.152		26.701	112.6		1:56.023		10	34.841	90.6	48.677		25.228	118.3		1:48.746	
3	35.023	83.0	50.742		26.745	111.1		1:52.510		11	34.034	93.0	47.726		25.171	119.2		1:46.931	
4	43.894	67.9	1:03.827		38.039	70.5		2:25.760		12	33.599	93.3	46.898		25.007	119.2		1:45.504	
5	45.326	66.3	1:01.200		33.119	107.7		2:19.645		13	33.612	93.9	47.348		24.614	119.2		1:45.574	
6	37.023	85.7	50.308		25.639	115.3		1:52.970		14	33.547	89.8	48.487		24.791	120.2		1:46.825	
7	35.059	86.1	49.024		25.494	116.1		1:49.577		15	33.658	94.7	47.190		24.527	120.7		1:45.375	
8	34.482	90.5	48.434		25.449	116.9		1:48.365		16									

64 Martin Richardson (B)									MG B										
lap	Sect-1	Speed	Sect-2	Speed	Sect-3	Speed	TopSpeed	laptime	pit	lap	Sect-1	Speed	Sect-2	Speed	Sect-3	Speed	Topspeed	laptime	pit
1	38.348	78.0	56.673		30.420	90.0		2:05.441		8	36.630	81.2	52.193		28.446	104.2		1:57.269	
2	37.053	81.0	52.565		28.134	102.6		1:57.752		9	35.700	80.7	51.694		27.663	103.9		1:55.057	
3	36.265	80.9	52.064		28.696	101.4		1:57.025		10	35.995	80.1	51.879		27.735	103.9		1:55.609	
4	42.370	53.3	1:08.523		42.912	71.0		2:33.805		11	37.228	80.8	53.684		28.046	103.1		1:58.958	
5	47.753	56.2	1:06.740		39.167	91.0		2:33.660		12	36.702	81.5	52.588		28.727	102.5		1:58.017	
6	39.230	75.4	53.127		27.740	103.6		2:00.097		13	35.836	81.3	52.389		28.349	103.9		1:56.574	
7	36.010	81.3	52.034		27.981	102.5		1:56.025		14	36.127	79.3	53.002		28.138	103.1		1:57.267	

65 Thompson-Hales (D)									TVR Griffith										
lap	Sect-1	Speed	Sect-2	Speed	Sect-3	Speed	TopSpeed	laptime	pit	lap	Sect-1	Speed	Sect-2	Speed	Sect-3	Speed	Topspeed	laptime	pit
1	36.224	84.2	50.002		25.852	123.5		1:52.078		7	33.779	92.9	47.611		27.964	107.9		1:49.354	
2	35.315	86.2	48.366		25.309	125.6		1:48.990		8	34.032	89.4	49.155		24.958	130.2		1:48.145	
3	34.512	89.5	48.687		25.611	127.3		1:48.810		9	34.451	89.7	46.641		24.685	128.5		1:45.777	
4	33.906	93.1	48.498		In			6:19.672	P	10	33.434	88.2	47.582		24.977	125.6		1:45.993	
5	Out	90.7	50.540		26.530	124.9		1:59.070		11	34.063	91.1	46.389		24.568	117.1		1:45.020	
6	35.156	90.0	47.826		25.052	126.1		1:48.034		12									

73 Michael Lillywhite (B)									MG B										
lap	Sect-1	Speed	Sect-2	Speed	Sect-3	Speed	TopSpeed	laptime	pit	lap	Sect-1	Speed	Sect-2	Speed	Sect-3	Speed	Topspeed	laptime	pit
1	40.591	79.1	59.692		30.513	97.9		2:10.796		8	37.758	79.3	55.938		29.270	100.0		2:02.966	
2	39.308	78.2	57.569		29.796	99.2		2:06.673		9	37.739	78.2	55.626		29.166	100.8		2:02.531	
3	38.978	78.8	56.903		30.430	98.1		2:06.311		10	37.347	79.0	55.030		29.302	98.6		2:01.679	
4	43.584	73.7	1:02.762		38.131	70.6		2:24.477		11	37.449	79.5	53.703		28.763	100.5		1:59.915	
5	45.137	71.0	1:02.562		33.430	98.9		2:21.129		12	36.968	79.6	54.522		29.400	99.6		2:00.890	
6	38.680	78.5	56.929		29.228	100.6		2:04.837		13	38.488	75.2	59.101		30.270	97.2		2:07.859	
7	37.993	79.5	55.071		29.519	99.7		2:02.583		14	40.170	74.9	57.875		30.068	97.7		2:08.113	

75 Voyazides-Hadfield (D)									Shelby Daytona Cobra										
lap	Sect-1	Speed	Sect-2	Speed	Sect-3	Speed	TopSpeed	laptime	pit	lap	Sect-1	Speed	Sect-2	Speed	Sect-3	Speed	Topspeed	laptime	pit
1	33.926	92.2	48.019		24.683	130.2		1:46.628		9	32.908	95.6	46.091		24.277	127.8		1:43.276	
2	33.385	94.0	46.957		24.441	129.5		1:44.783		10	33.126	94.7	46.161		In			2:56.727	P
3	33.235	93.1	46.312		24.513	129.7		1:44.060		11	Out	93.6	46.128		24.675	127.5		1:47.213	
4	33.351	93.8	47.510		26.392	95.0		1:47.253		12	32.634	99.2	46.091		24.686	128.5		1:43.411	
5	45.774	54.4	1:05.196		37.833	70.4		2:28.803		13	32.882	100.3	45.368		24.142	131.5		1:42.392	
6	44.861	64.1	57.000		29.810	110.2		2:11.671		14	32.290	99.5	45.547		24.030	132.3		1:41.867	
7	34.382	88.2	47.134		24.085	130.5		1:45.601		15	32.318	102.2	45.209		24.026	123.8		1:41.553	
8	33.036	93.1	45.740		24.305	131.0		1:43.081		16									

Session Start: 17:14:23 - Finish: 17:44:28
Weather/Track Conditions: Sun/Dry
Circuit: Brands Hatch Grand Prix Circuit
Track Length: 3.916 Km - 2.4330 miles

'Legends of Brands Hatch' Historic Race Meeting - 1 - 3 Jul 2016

Guards Trophy supported by Dunlop Tyres

Qualifying for Race 13 - Sector Analysis

105 Ian Kilpatrick (SRE)									Ginetta G12								
lap	Sect-1	Speed	Sect-2	Speed	Sect-3	Speed	TopSpeed	laptime pit	lap	Sect-1	Speed	Sect-2	Speed	Sect-3	Speed	Topspeed	laptime pit
1	38.660	74.8	55.574		29.717	99.3		2:03.951	7	37.925	81.9	54.546		28.791	109.7		2:01.262
2	38.494	80.6	55.280		29.054	109.3		2:02.828	8	37.441	83.0	52.244		30.108	88.5		1:59.793
3	37.221	76.4	56.930		29.892	87.8		2:04.043	9	38.371	88.6	54.799		28.351	105.4		2:01.521
4	43.274	58.7	1:06.741		35.610	76.5		2:25.625	10	38.386	76.8	53.339		27.853	108.6		1:59.578
5	45.831	60.4	1:04.660		31.321	103.7		2:21.812	11	37.008	77.9	55.373		27.871	112.0		2:00.252
6	38.654	75.1	57.683		30.118	106.7		2:06.455	12	38.926	48.5	55.701		28.816	111.5		2:03.443

154 Aylett-Farrall (INV)									GSM Delta Coupe								
lap	Sect-1	Speed	Sect-2	Speed	Sect-3	Speed	TopSpeed	laptime pit	lap	Sect-1	Speed	Sect-2	Speed	Sect-3	Speed	Topspeed	laptime pit
1	Out	75.7	54.573		32.403	93.8		2:11.304	7	Out	79.6	55.196		29.526	103.6		2:09.506
2	41.745	65.3	58.020		35.613	74.2		2:15.378	8	39.757	72.5	54.274		28.443	102.8		2:02.474
3	44.759	57.9	1:04.503		32.432	99.7		2:21.694	9	38.278	79.4	53.237		28.292	103.4		1:59.807
4	38.614	78.2	54.415		29.044	104.9		2:02.073	10	37.883	81.6	53.427		29.038	104.1		2:00.348
5	37.525	82.8	53.327		28.852	103.7		1:59.704	11	38.436	80.6	54.121		28.345	103.0		2:00.902
6	38.319	79.7	53.204		In			3:11.143 P	12								

186 Ben Adams (A)									Turner Mk2								
lap	Sect-1	Speed	Sect-2	Speed	Sect-3	Speed	TopSpeed	laptime pit	lap	Sect-1	Speed	Sect-2	Speed	Sect-3	Speed	Topspeed	laptime pit
1	36.734	85.9	50.838		26.973	106.7		1:54.545	8	35.378	99.3	50.571		27.154	107.9		1:53.103
2	36.006	86.8	50.606		26.767	107.4		1:53.379	9	35.099	87.4	50.720		27.137	107.6		1:52.956
3	35.639	85.6	51.106		27.561	106.0		1:54.306	10	35.305	86.5	50.926		27.085	108.6		1:53.316
4	35.622	87.2	57.696		35.376	75.2		2:08.694	11	36.335	84.5	50.594		26.988	108.1		1:53.917
5	40.495	80.7	53.565		32.071	98.7		2:06.131	12	35.548	86.4	50.169		26.991	106.0		1:52.708
6	37.994	81.6	51.569		27.813	107.6		1:57.376	13	35.241	86.1	50.558		27.134	104.5		1:52.933
7	35.306	85.4	50.605		27.057	107.9		1:52.968	14	36.004	83.7	51.588		27.628	107.4		1:55.220

Session Start: 17:14:23 - Finish: 17:44:28
 Weather/Track Conditions: Sun/Dry
 Circuit: Brands Hatch Grand Prix Circuit
 Track Length: 3.916 Km - 2.4330 miles

'Legends of Brands Hatch' Historic Race Meeting - 1 - 3 Jul 2016

Guards Trophy supported by Dunlop Tyres

Qualifying for Race 13 - Best Sector Times

POS	NO	DRIVER/S	Sector 1			Sector 2			Sector 3			IDEAL LAP	BEST LAP	On
			TIME	LAP	POS	TIME	LAP	POS	TIME	LAP	POS			
1	49	Schryver-Mitchell	31.188	11	1	43.911	13	1	23.397	12	1	1:38.496	1:39.311	9
2	34	James Schryver	31.602	11	2	44.319	11	2	23.469	12	2	1:39.390	1:39.589	11
3	32	Charles Allison	31.850	4	5	44.997	8	4	23.517	11	3	1:40.364	1:40.799	11
4	9	Richard Piper	31.777	11	4	44.970	11	3	23.934	10	6	1:40.681	1:40.823	11
5	18	Bartell-Grant	31.762	14	3	45.025	13	5	24.015	12	8	1:40.802	1:41.008	13
6	25	Hibberd A-Hibberd M	31.999	13	6	45.176	12	6	24.089	12	10	1:41.264	1:41.396	12
7	75	Voyazides-Hadfield	32.290	14	9	45.209	15	7	24.026	15	9	1:41.525	1:41.553	15
8	1	Gardiner-Cox	32.309	12	10	45.450	12	8	23.876	9	5	1:41.635	1:41.728	12
9	6	Thompson-McClurg	32.277	12	8	45.982	12	10	23.758	9	4	1:42.017	1:42.018	12
10	16	Phillip Nelson	32.205	4	7	45.814	12	9	24.005	10	7	1:42.024	1:42.456	10
11	11	Andrew Shepherd	32.903	12	12	46.577	9	12	24.536	9	12	1:44.016	1:44.430	9
12	26	John Davison	32.881	13	11	46.720	13	13	25.048	11	15	1:44.649	1:44.764	13
13	65	Thompson-Hales	33.434	10	13	46.389	11	11	24.568	11	13	1:44.391	1:45.020	11
14	14	John Spiers	33.565	2	15	46.795	6	14	24.967	6	14	1:45.327	1:45.367	6
15	60	Thomas Seckel	33.547	14	14	46.898	12	15	24.527	15	11	1:44.972	1:45.375	15
16	41	Brian Casey	33.903	14	18	47.821	11	16	25.340	11	16	1:47.064	1:47.403	11
17	21	Russell A-Russell J	33.597	12	16	48.274	12	18	25.522	11	18	1:47.393	1:47.442	12
18	8	Paul Tooms	34.109	10	20	47.881	11	17	25.581	11	19	1:47.571	1:47.670	11
19	52	Daws N-Daws G	33.922	10	19	48.610	3	19	25.349	10	17	1:47.881	1:47.979	10
20	19	Nick Pancisi	33.644	10	17	49.151	10	21	26.103	14	21	1:48.898	1:48.921	10
21	10	Stuart Tizzard	34.585	2	22	49.078	2	20	26.070	2	20	1:49.733	1:49.733	2
22	50	Brooks K-Brooks V	34.297	11	21	49.255	12	22	26.135	12	22	1:49.687	1:49.933	11
23	186	Ben Adams	35.099	9	23	50.169	12	23	26.767	2	23	1:52.035	1:52.708	12
24	64	Martin Richardson	35.700	9	24	51.694	9	24	27.663	9	24	1:55.057	1:55.057	9
25	105	Ian Kilpatrick	37.008	11	27	52.244	8	25	27.853	10	25	1:57.105	1:59.578	10
26	154	Aylett-Farrall	37.525	5	28	53.204	6	26	28.292	9	26	1:59.021	1:59.704	5
27	73	Michael Lillywhite	36.968	12	26	53.703	11	27	28.763	11	28	1:59.434	1:59.915	11
28	37	Steve Naish	36.909	14	25	53.939	14	28	28.539	12	27	1:59.387	1:59.959	14

Session Start: 17:14:23 - Finish: 17:44:28

Weather/Track Conditions: Sun/Dry

Circuit: Brands Hatch Grand Prix Circuit

Track Length: 3.916 Km - 2.4330 miles



'Legends of Brands Hatch' Historic Race Meeting - 1 - 3 Jul 2016

Guards Trophy supported by Dunlop Tyres

Qualifying for Race 13 - Best Sector Speeds

	NO	SECTOR 1	MPH	NO	SECTOR 2	MPH	NO	SECTOR 3	MPH
1	75	Voyazides-Hadfield	102.2		NO SPEED TRAP		1	Gardiner-Cox	135.7
2	34	James Schryver	100.9				75	Voyazides-Hadfield	132.3
3	14	John Spiers	100.0				65	Thompson-Hales	130.2
4	25	Hibberd A-Hibberd M	99.6				14	John Spiers	129.5
5	49	Schryver-Mitchell	99.6				32	Charles Allison	127.5
6	186	Ben Adams	99.3				49	Schryver-Mitchell	127.5
7	18	Bartell-Grant	98.6				6	Thompson-McClurg	127.0
8	11	Andrew Shepherd	98.4				11	Andrew Shepherd	126.6
9	32	Charles Allison	97.7				18	Bartell-Grant	125.8
10	9	Richard Piper	97.6				16	Phillip Nelson	125.1
11	1	Gardiner-Cox	96.1				34	James Schryver	125.1
12	6	Thompson-McClurg	95.0				25	Hibberd A-Hibberd M	124.2
13	60	Thomas Seckel	94.7				41	Brian Casey	121.3
14	50	Brooks K-Brooks V	94.4				9	Richard Piper	120.7
15	26	John Davison	94.3				60	Thomas Seckel	120.7
16	16	Phillip Nelson	94.0				10	Stuart Tizzard	120.2
17	41	Brian Casey	94.0				50	Brooks K-Brooks V	117.7
18	65	Thompson-Hales	93.1				8	Paul Tooms	117.5
19	21	Russell A-Russell J	91.5				26	John Davison	116.9
20	52	Daws N-Daws G	90.7				52	Daws N-Daws G	116.9
21	105	Ian Kilpatrick	88.6				19	Nick Pancisi	115.1
22	19	Nick Pancisi	88.4				21	Russell A-Russell J	113.9
23	10	Stuart Tizzard	88.1				105	Ian Kilpatrick	112.0
24	8	Paul Tooms	87.7				186	Ben Adams	108.6
25	154	Aylett-Farrall	82.8				154	Aylett-Farrall	104.9
26	64	Martin Richardson	81.5				64	Martin Richardson	104.2
27	37	Steve Naish	79.8				37	Steve Naish	102.0
28	73	Michael Lillywhite	79.6				73	Michael Lillywhite	100.8
29	58	Harry Wyndham	0.0				58	Harry Wyndham	0.0
30	103	Georg Nolte	0.0				103	Georg Nolte	0.0

Session Start: 17:14:23 - Finish: 17:44:28

Weather/Track Conditions: Sun/Dry

Circuit: Brands Hatch Grand Prix Circuit

Track Length: 3.916 Km - 2.4330 miles



'Legends of Brands Hatch' Historic Race Meeting - 1 - 3 Jul 2016

70's Road Sports

Qualifying for Race 1 - Classification

Sheet No:

POS	NO	DRIVER/S	CLASS	CLASS POS	CAR MAKE / MODEL	TIME	ON	LAPS	GAP	DIFF	MPH
1	24	Charles Barter	B	1	Datsun 240Z	1:47.801	5	8			81.25
2	71	Julian Barter	C	1	Lotus Europa	1:49.222	6	6	1.421	1.421	80.19
3	1	James Dean	C	2	Lotus Europa	1:50.221	4	8	2.420	0.999	79.47
4	5	Peter Shaw	B	2	TVR Tuscan	1:50.244	6	7	2.443	0.023	79.45
5	20	Mark Leverett	C	3	Lotus Elan	1:52.582	7	7	4.781	2.338	77.80
6	30	John Williams	B	3	Porsche 911SC	1:52.742	3	8	4.941	0.160	77.69
7	11	Howard Payne	C	4	Lotus Europa	1:54.194	6	7	6.393	1.452	76.70
8	60	Oscar Rovelli	I	1	Alfa Romeo 2000 GTV	1:55.854	6	7	8.053	1.660	75.60
9	70	Steve Skipworth	C	5	Lotus Europa	1:56.682	7	7	8.881	0.828	75.07
10	121	Jim Baynam	I	2	MG B	1:59.033	7	7	11.232	2.351	73.58
11	10	Nigel Ashley	C	6	Lotus Europa	2:00.263	2	7	12.462	1.230	72.83
12	27	Chris Fisher	F	1	MG Arkley	2:00.284	6	7	12.483	0.021	72.82
13	76	David Erwin	D	1	Alfa Romeo 2000 GTV	2:00.299	6	7	12.498	0.015	72.81
14	12	Neil Brown	D	2	Lotus Eclat	2:01.020	7	7	13.219	0.721	72.37
15	77	Simon Holmesmith	D	3	Alfa Romeo 2000 GTV	2:01.247	7	7	13.446	0.227	72.24
16	6	Johan Denekamp	B	4	TVR 3000M	2:02.046	5	7	14.245	0.799	71.77
17	55	Stephen Bellerby	B	5	TVR 3000M	2:02.569	7	7	14.768	0.523	71.46
18	56	Sarah Hutchison	D	4	Lancia Beta	2:03.255	7	7	15.454	0.686	71.06
19	7	David Tomkinson	F	2	Triumph Spitfire	2:04.334	7	7	16.533	1.079	70.45
20	52	Bob Fisher	I	3	MG BGT	2:04.482	5	7	16.681	0.148	70.36

Car 71 requires a working transponder - Regulation Q.12.2.1 refers.
Cars 76 & 77 - transponder working intermittently, please check position.

Session Start: 17:58:11 - Finish: 18:13:15
Weather/Track Conditions: Sun/Dry
Circuit: Brands Hatch Grand Prix Circuit
Track Length: 3.916 Km - 2.4330 miles

These results are provisional until the conclusion of any judicial and technical matters.

Clerk of the Course: <div style="text-align: right;">Julian Floyd</div>	Timekeeper: <div style="text-align: right;">Nick Palmer</div>	Issued at:
--	--	------------

'Legends of Brands Hatch' Historic Race Meeting - 1 - 3 Jul 2016

70's Road Sports

Qualifying for Race 1 - Sector Analysis

1 James Dean (C)									Lotus Europa										
lap	Sect-1	Speed	Sect-2	Speed	Sect-3	Speed	TopSpeed	laptime	pit	lap	Sect-1	Speed	Sect-2	Speed	Sect-3	Speed	Topspeed	laptime	pit
1	36.068	83.7	50.324		26.532	108.8		1:52.924		5	34.522	86.1	49.486		26.399	112.4		1:50.407	
2	34.868	86.1	50.177		26.337	110.9		1:51.382		6	36.422	65.9	1:01.800		28.072	103.9		2:06.294	
3	34.620	86.3	49.597		26.108	112.8		1:50.325		7	34.813	77.8	51.163		25.925	112.6		1:51.901	
4	34.295	85.9	49.153		26.773	110.6		1:50.221		8	37.305	76.9	50.887		27.293	88.0		1:55.485	

5 Peter Shaw (B)									TVR Tuscan										
lap	Sect-1	Speed	Sect-2	Speed	Sect-3	Speed	TopSpeed	laptime	pit	lap	Sect-1	Speed	Sect-2	Speed	Sect-3	Speed	Topspeed	laptime	pit
1	38.522	72.4	54.826		26.766	109.8		2:00.114		5	34.587	86.4	49.662		26.293	112.4		1:50.542	
2	34.930	87.3	49.664		26.742	112.2		1:51.336		6	34.463	87.8	49.598		26.183	113.2		1:50.244	
3	34.625	87.4	50.023		26.543	111.5		1:51.191		7	35.106	80.4	52.049		27.305	102.6		1:54.460	
4	34.668	86.9	49.797		26.666	110.4		1:51.131		8									

6 Johan Denekamp (B)									TVR 3000M										
lap	Sect-1	Speed	Sect-2	Speed	Sect-3	Speed	TopSpeed	laptime	pit	lap	Sect-1	Speed	Sect-2	Speed	Sect-3	Speed	Topspeed	laptime	pit
1	39.867	69.7	56.644		28.579	101.2		2:05.090		5	38.424	77.3	55.082		28.540	104.1		2:02.046	
2	38.443	88.7	56.062		28.658	103.9		2:03.163		6	38.795	72.9	56.033		28.844	101.4		2:03.672	
3	38.646	73.7	56.343		29.486	100.9		2:04.475		7	38.934	72.9	55.024		28.364	99.6		2:02.322	
4	38.713	74.5	55.403		28.733	103.1		2:02.849		8									

7 David Tomkinson (F)									Triumph Spitfire										
lap	Sect-1	Speed	Sect-2	Speed	Sect-3	Speed	TopSpeed	laptime	pit	lap	Sect-1	Speed	Sect-2	Speed	Sect-3	Speed	Topspeed	laptime	pit
1	39.821	71.6	1:01.697		30.306	94.7		2:11.824		5	38.235	74.8	57.360		29.873	95.9		2:05.468	
2	39.921	69.1	58.356		30.944	95.9		2:09.221		6	38.251	76.0	56.800		29.962	96.2		2:05.013	
3	38.968	72.9	58.262		30.077	95.6		2:07.307		7	38.085	75.2	56.575		29.674	95.2		2:04.334	
4	38.681	73.5	57.469		30.114	94.7		2:06.264		8									

10 Nigel Ashley (C)									Lotus Europa										
lap	Sect-1	Speed	Sect-2	Speed	Sect-3	Speed	TopSpeed	laptime	pit	lap	Sect-1	Speed	Sect-2	Speed	Sect-3	Speed	Topspeed	laptime	pit
1	41.064	78.1	55.709		29.301	104.1		2:06.074		5	38.296	80.8	54.182		28.201	103.7		2:00.679	
2	37.890	81.7	53.889		28.484	103.9		2:00.263		6	38.616	81.7	55.876		29.047	103.9		2:03.539	
3	38.274	80.0	54.573		28.384	104.4		2:01.231		7	39.649	80.9	55.366		28.822	102.8		2:03.837	
4	38.547	79.3	54.445		28.481	105.0		2:01.473		8									

11 Howard Payne (C)									Lotus Europa										
lap	Sect-1	Speed	Sect-2	Speed	Sect-3	Speed	TopSpeed	laptime	pit	lap	Sect-1	Speed	Sect-2	Speed	Sect-3	Speed	Topspeed	laptime	pit
1	37.711	76.5	55.426		28.079	105.5		2:01.216		5	35.436	80.1	52.543		27.378	107.4		1:55.357	
2	36.564	79.4	54.160		In			2:25.248	P	6	35.019	81.0	51.978		27.197	107.0		1:54.194	
3	Out	77.6	53.527		28.146	106.0		2:01.573		7	35.540	77.8	52.771		27.232	107.2		1:55.543	
4	36.022	78.9	52.995		27.730	105.0		1:56.747		8									

12 Neil Brown (D)									Lotus Eclat										
lap	Sect-1	Speed	Sect-2	Speed	Sect-3	Speed	TopSpeed	laptime	pit	lap	Sect-1	Speed	Sect-2	Speed	Sect-3	Speed	Topspeed	laptime	pit
1	40.695	77.1	56.854		29.632	104.7		2:07.181		5	38.846	77.9	55.251		28.766	105.0		2:02.863	
2	39.487	74.9	56.484		29.111	105.2		2:05.082		6	38.211	74.7	54.012		29.022	104.7		2:01.245	
3	39.487	77.0	55.766		28.837	105.2		2:04.090		7	38.152	77.4	54.205		28.663	99.6		2:01.020	
4	38.576	77.8	55.099		28.962	104.2		2:02.637		8									

20 Mark Leverett (C)									Lotus Elan										
lap	Sect-1	Speed	Sect-2	Speed	Sect-3	Speed	TopSpeed	laptime	pit	lap	Sect-1	Speed	Sect-2	Speed	Sect-3	Speed	Topspeed	laptime	pit
1	39.937	76.3	54.802		27.846	111.5		2:02.585		5	35.709	81.8	51.433		26.892	113.3		1:54.034	
2	37.600	79.9	53.652		27.586	109.8		1:58.838		6	35.464	81.8	51.127		26.715	113.3		1:53.306	
3	37.443	80.8	51.030		27.631	105.7		1:56.104		7	35.301	80.6	50.641		26.640	114.1		1:52.582	
4	36.385	82.5	51.305		27.441	110.9		1:55.131		8									

Session Start: 17:58:11 - Finish: 18:13:15
 Weather/Track Conditions: Sun/Dry
 Circuit: Brands Hatch Grand Prix Circuit
 Track Length: 3.916 Km - 2.4330 miles

'Legends of Brands Hatch' Historic Race Meeting - 1 - 3 Jul 2016

70's Road Sports

Qualifying for Race 1 - Sector Analysis

24 Charles Barter (B)									Datsun 240Z										
lap	Sect-1	Speed	Sect-2	Speed	Sect-3	Speed	TopSpeed	laptime	pit	lap	Sect-1	Speed	Sect-2	Speed	Sect-3	Speed	Topspeed	laptime	pit
1	37.459	78.4	52.328		26.026	112.0		1:55.813		5	34.094	86.8	48.026		25.681	112.8		1:47.801	
2	34.504	86.0	49.447		26.044	111.7		1:49.995		6	34.239	87.1	48.225		25.696	113.3		1:48.160	
3	34.236	85.9	49.034		25.996	112.0		1:49.266		7	34.299	87.6	50.693		26.136	111.3		1:51.128	
4	34.001	86.8	48.631		25.995	111.7		1:48.627		8	34.450	87.2	48.427		25.599	110.7		1:48.476	

27 Chris Fisher (F)									MG Arkley										
lap	Sect-1	Speed	Sect-2	Speed	Sect-3	Speed	TopSpeed	laptime	pit	lap	Sect-1	Speed	Sect-2	Speed	Sect-3	Speed	Topspeed	laptime	pit
1	38.403	73.7	56.368		29.321	94.4		2:04.092		5	37.236	74.5	54.669		28.695	97.2		2:00.600	
2	37.919	73.9	55.275		28.858	95.1		2:02.052		6	37.091	75.6	54.217		28.976	94.7		2:00.284	
3	37.402	76.0	55.603		30.279	92.6		2:03.284		7	36.957	73.7	55.078		28.607	95.0		2:00.642	
4	37.558	76.6	54.432		28.863	95.0		2:00.853		8									

30 John Williams (B)									Porsche 911SC										
lap	Sect-1	Speed	Sect-2	Speed	Sect-3	Speed	TopSpeed	laptime	pit	lap	Sect-1	Speed	Sect-2	Speed	Sect-3	Speed	Topspeed	laptime	pit
1	35.962	82.0	52.433		27.025	109.3		1:55.420		5	35.058	86.4	52.597		26.854	109.5		1:54.509	
2	35.559	85.2	51.804		26.958	110.0		1:54.321		6	35.718	84.4	51.129		26.690	109.7		1:53.537	
3	34.886	85.7	50.914		26.942	109.5		1:52.742		7	35.105	86.3	50.836		28.320	108.2		1:54.261	
4	35.398	84.6	51.142		26.901	109.5		1:53.441		8	35.202	87.0	51.806		27.764	109.7		1:54.772	

52 Bob Fisher (I)									MG BGT										
lap	Sect-1	Speed	Sect-2	Speed	Sect-3	Speed	TopSpeed	laptime	pit	lap	Sect-1	Speed	Sect-2	Speed	Sect-3	Speed	Topspeed	laptime	pit
1	39.325	72.6	57.977		30.153	94.6		2:07.455		5	38.553	73.7	56.539		29.390	96.9		2:04.482	
2	38.180	73.6	56.660		29.909	80.2		2:04.749		6	38.660	75.4	56.433		30.827	95.2		2:05.920	
3	40.829	73.1	56.661		30.101	96.5		2:07.591		7	39.432	74.5	56.666		30.515	98.0		2:06.613	
4	39.743	72.6	58.217		29.524	96.0		2:07.484		8									

55 Stephen Bellerby (B)									TVR 3000M										
lap	Sect-1	Speed	Sect-2	Speed	Sect-3	Speed	TopSpeed	laptime	pit	lap	Sect-1	Speed	Sect-2	Speed	Sect-3	Speed	Topspeed	laptime	pit
1	40.438	75.1	55.111		28.635	103.0		2:04.184		5	38.709	72.6	56.341		28.489	106.2		2:03.539	
2	38.760	74.0	55.835		28.754	102.2		2:03.349		6	38.755	75.1	56.095		28.763	104.2		2:03.613	
3	39.785	69.8	57.648		29.463	102.3		2:06.896		7	38.947	71.6	55.264		28.358	107.0		2:02.569	
4	38.441	74.2	56.287		29.347	93.3		2:04.075		8									

56 Sarah Hutchison (D)									Lancia Beta										
lap	Sect-1	Speed	Sect-2	Speed	Sect-3	Speed	TopSpeed	laptime	pit	lap	Sect-1	Speed	Sect-2	Speed	Sect-3	Speed	Topspeed	laptime	pit
1	40.297	74.7	59.424		29.629	100.2		2:09.350		5	38.822	75.2	55.579		28.912	101.1		2:03.313	
2	39.024	74.1	56.678		29.742	99.9		2:05.444		6	39.522	73.3	58.196		30.564	90.9		2:08.282	
3	39.589	73.3	58.183		29.566	99.0		2:07.338		7	39.335	74.6	55.304		28.616	100.8		2:03.255	
4	39.345	76.9	56.262		28.972	100.2		2:04.579		8									

60 Oscar Rovelli (I)									Alfa Romeo 2000 GTV										
lap	Sect-1	Speed	Sect-2	Speed	Sect-3	Speed	TopSpeed	laptime	pit	lap	Sect-1	Speed	Sect-2	Speed	Sect-3	Speed	Topspeed	laptime	pit
1	37.914	76.0	54.615		28.565	99.3		2:01.094		5	36.999	73.4	54.503		29.116	100.8		2:00.618	
2	36.938	70.1	53.269		28.016	100.6		1:58.223		6	36.116	78.7	51.827		27.911	101.1		1:55.854	
3	36.276	79.2	52.696		28.194	100.9		1:57.166		7	35.887	79.9	52.293		27.826	102.0		1:56.006	
4	36.721	79.0	52.896		28.834	99.3		1:58.451		8									

70 Steve Skipworth (C)									Lotus Europa										
lap	Sect-1	Speed	Sect-2	Speed	Sect-3	Speed	TopSpeed	laptime	pit	lap	Sect-1	Speed	Sect-2	Speed	Sect-3	Speed	Topspeed	laptime	pit
1	39.231	74.6	56.510		28.528	106.0		2:04.269		5	36.800	79.5	52.784		28.624	105.4		1:58.208	
2	38.136	79.6	55.431		28.641	108.2		2:02.208		6	37.239	79.4	53.463		28.111	108.2		1:58.813	
3	37.059	79.5	53.308		27.988	107.9		1:58.355		7	36.256	85.1	52.397		28.029	105.5		1:56.682	
4	36.984	83.7	52.179		27.882	108.6		1:57.045		8									

71 Julian Barter (C)									Lotus Europa										
lap	Sect-1	Speed	Sect-2	Speed	Sect-3	Speed	TopSpeed	laptime	pit	lap	Sect-1	Speed	Sect-2	Speed	Sect-3	Speed	Topspeed	laptime	pit
1								1:59.844		4								1:49.542	
2								1:54.801		5								1:50.483	
3								1:50.847		6								1:49.222	

Session Start: 17:58:11 - Finish: 18:13:15
 Weather/Track Conditions: Sun/Dry
 Circuit: Brands Hatch Grand Prix Circuit
 Track Length: 3.916 Km - 2.4330 miles

'Legends of Brands Hatch' Historic Race Meeting - 1 - 3 Jul 2016

70's Road Sports

Qualifying for Race 1 - Sector Analysis

76 David Erwin (D)									Alfa Romeo 2000 GTV								
lap	Sect-1	Speed	Sect-2	Speed	Sect-3	Speed	TopSpeed	laptime pit	lap	Sect-1	Speed	Sect-2	Speed	Sect-3	Speed	Topspeed	laptime pit
1	38.393	74.8	55.780		29.932	96.6		2:04.105	5	38.097	76.2	55.314		30.593	87.1		2:04.004
2	37.802	<u>76.5</u>	56.105		29.503	87.2		2:03.410	6	37.377	76.3	54.264		28.658	98.1		2:00.299
3	37.326	75.9	55.565		29.387	95.8		2:02.278	7	38.381	75.8	55.096		28.540	<u>100.6</u>		2:02.017
4	<u>37.275</u>	75.7	54.378		29.332	94.4		2:00.985	8								

77 Simon Holmesmith (D)									Alfa Romeo 2000 GTV								
lap	Sect-1	Speed	Sect-2	Speed	Sect-3	Speed	TopSpeed	laptime pit	lap	Sect-1	Speed	Sect-2	Speed	Sect-3	Speed	Topspeed	laptime pit
1	40.082	72.5	57.521		30.837	94.4		2:08.440	5	37.695	73.9	55.076		29.535	99.2		2:02.306
2	39.393	67.9	56.696		29.597	99.3		2:05.686	6	38.682	72.8	58.157		29.855	99.7		2:06.694
3	38.579	72.6	55.559		29.515	<u>101.9</u>		2:03.653	7	37.566	<u>77.4</u>	54.375		29.306	99.9		2:01.247
4	38.145	74.7	55.155		29.342	101.7		2:02.642	8								

121 Jim Baynam (I)									MG B								
lap	Sect-1	Speed	Sect-2	Speed	Sect-3	Speed	TopSpeed	laptime pit	lap	Sect-1	Speed	Sect-2	Speed	Sect-3	Speed	Topspeed	laptime pit
1	38.670	73.6	56.293		29.606	95.0		2:04.569	5	37.027	76.3	54.026		29.247	<u>98.1</u>		2:00.300
2	38.240	74.3	56.565		29.111	95.4		2:03.916	6	37.015	76.0	53.696		29.257	97.3		1:59.968
3	37.591	74.2	54.796		28.732	96.6		2:01.119	7	37.048	<u>76.8</u>	53.489		28.496	97.4		1:59.033
4	<u>36.760</u>	74.6	54.377		29.162	97.2		2:00.299	8								

Session Start: 17:58:11 - Finish: 18:13:15
 Weather/Track Conditions: Sun/Dry
 Circuit: Brands Hatch Grand Prix Circuit
 Track Length: 3.916 Km - 2.4330 miles

'Legends of Brands Hatch' Historic Race Meeting - 1 - 3 Jul 2016

70's Road Sports

Qualifying for Race 1 - Best Sector Times

POS	NO	DRIVER/S	Sector 1			Sector 2			Sector 3			IDEAL LAP	BEST LAP	On
			TIME	LAP	POS	TIME	LAP	POS	TIME	LAP	POS			
1	24	Charles Barter	34.001	4	1	48.026	5	1	25.599	8	1	1:47.626	1:47.801	5
2	71	Julian Barter											1:49.222	6
3	1	James Dean	34.295	4	2	49.153	4	2	25.925	7	2	1:49.373	1:50.221	4
4	5	Peter Shaw	34.463	6	3	49.598	6	3	26.183	6	3	1:50.244	1:50.244	6
5	20	Mark Leverett	35.301	7	6	50.641	7	4	26.640	7	4	1:52.582	1:52.582	7
6	30	John Williams	34.886	3	4	50.836	7	5	26.690	6	5	1:52.412	1:52.742	3
7	11	Howard Payne	35.019	6	5	51.978	6	7	27.197	6	6	1:54.194	1:54.194	6
8	60	Oscar Rovelli	35.887	7	7	51.827	6	6	27.826	7	7	1:55.540	1:55.854	6
9	70	Steve Skipworth	36.256	7	8	52.179	4	8	27.882	4	8	1:56.317	1:56.682	7
10	121	Jim Baynam	36.760	4	9	53.489	7	9	28.496	7	12	1:58.745	1:59.033	7
11	10	Nigel Ashley	37.890	2	13	53.889	2	10	28.201	5	9	1:59.980	2:00.263	2
12	27	Chris Fisher	36.957	7	10	54.217	6	12	28.607	7	14	1:59.781	2:00.284	6
13	76	David Erwin	37.275	4	11	54.264	6	13	28.540	7	13	2:00.079	2:00.299	6
14	12	Neil Brown	38.152	7	15	54.012	6	11	28.663	7	16	2:00.827	2:01.020	7
15	77	Simon Holmesmith	37.566	7	12	54.375	7	14	29.306	7	17	2:01.247	2:01.247	7
16	6	Johan Denekamp	38.424	5	17	55.024	7	15	28.364	7	11	2:01.812	2:02.046	5
17	55	Stephen Bellerby	38.441	4	18	55.111	1	16	28.358	7	10	2:01.910	2:02.569	7
18	56	Sarah Hutchison	38.822	5	19	55.304	7	17	28.616	7	15	2:02.742	2:03.255	7
19	7	David Tomkinson	38.085	7	14	56.575	7	19	29.674	7	19	2:04.334	2:04.334	7
20	52	Bob Fisher	38.180	2	16	56.433	6	18	29.390	5	18	2:04.003	2:04.482	5

Session Start: 17:58:11 - Finish: 18:13:15

Weather/Track Conditions: Sun/Dry

Circuit: Brands Hatch Grand Prix Circuit

Track Length: 3.916 Km - 2.4330 miles



'Legends of Brands Hatch' Historic Race Meeting - 1 - 3 Jul 2016

70's Road Sports

Qualifying for Race 1 - Best Sector Speeds

	NO	SECTOR 1	MPH	NO	SECTOR 2	MPH	NO	SECTOR 3	MPH
1	6	Johan Denekamp	88.7		NO SPEED TRAP		20	Mark Leverett	114.1
2	5	Peter Shaw	87.8				24	Charles Barter	113.3
3	24	Charles Barter	87.6				5	Peter Shaw	113.2
4	30	John Williams	87.0				1	James Dean	112.8
5	1	James Dean	86.3				30	John Williams	110.0
6	70	Steve Skipworth	85.1				70	Steve Skipworth	108.6
7	20	Mark Leverett	82.5				11	Howard Payne	107.4
8	10	Nigel Ashley	81.7				55	Stephen Bellerby	107.0
9	11	Howard Payne	81.0				12	Neil Brown	105.2
10	60	Oscar Rovelli	79.9				10	Nigel Ashley	105.0
11	12	Neil Brown	77.9				6	Johan Denekamp	104.1
12	77	Simon Holmesmith	77.4				60	Oscar Rovelli	102.0
13	56	Sarah Hutchison	76.9				77	Simon Holmesmith	101.9
14	121	Jim Baynam	76.8				56	Sarah Hutchison	101.1
15	27	Chris Fisher	76.6				76	David Erwin	100.6
16	76	David Erwin	76.5				121	Jim Baynam	98.1
17	7	David Tomkinson	76.0				52	Bob Fisher	98.0
18	52	Bob Fisher	75.4				27	Chris Fisher	97.2
19	55	Stephen Bellerby	75.1				7	David Tomkinson	96.2
20	19	Will Leverett	0.0				19	Will Leverett	0.0
21	71	Julian Barter	0.0				71	Julian Barter	0.0

Session Start: 17:58:11 - Finish: 18:13:15

Weather/Track Conditions: Sun/Dry

Circuit: Brands Hatch Grand Prix Circuit

Track Length: 3.916 Km - 2.4330 miles



'Legends of Brands Hatch' Historic Race Meeting - 1 - 3 Jul 2016

70's Road Sports

Race 1 - Starting Grid

Sheet No:

Start Time : 09:00 - Heat Duration : 20 Minutes

11	21	19 Will Leverett	
10	19	7 David Tomkinson	20 52 Bob Fisher
9	17	55 Stephen Bellerby	18 56 Sarah Hutchison
8	15	77 Simon Holmesmith	16 6 Johan Denekamp
7	13	76 David Erwin	14 12 Neil Brown
6	11	10 Nigel Ashley	12 27 Chris Fisher
5	9	70 Steve Skipworth	10 121 Jim Baynam
4	7	11 Howard Payne	8 60 Oscar Rovelli
3	5	20 Mark Leverett	6 30 John Williams
2	3	1 James Dean	4 5 Peter Shaw
1	1	24 Charles Barter	2 71 Julian Barter
ROW		Pole Right	

These results are provisional until the conclusion of any judicial and technical matters.

Circuit: Brands Hatch Grand Prix Circuit
Track Length: 3.916 Km - 2.4330 miles

Clerk of the Course: Julian Floyd	Timekeeper: Nick Palmer	Issued at:
--	--------------------------------	------------

'Legends of Brands Hatch' Historic Race Meeting - 1 - 3 Jul 2016

70's Road Sports

Race 1 - Classification

Sheet No:

POS	NO	DRIVER/S	CLASS	CLASS POS	CAR MAKE / MODEL	TIME	LAPS	GAP	DIFF	MPH	BEST	ON
1	24	Charles Barter	B	1	Datsun 240Z	20:07.444	10	-- 10 laps		72.54	1:47.927	4
2	1	James Dean	C	1	Lotus Europa	20:10.907	10	3.463	3.463	72.33	1:48.247	9
3	71	Julian Barter	C	2	Lotus Europa	20:11.133	10	3.689	0.226	72.32	1:46.606	5
4	20	Mark Leverett	C	3	Lotus Elan	20:24.270	10	16.826	13.137	71.54	1:51.935	5
5	30	John Williams	B	2	Porsche 911SC	20:24.847	10	17.403	0.577	71.51	1:51.175	5
6	70	Steve Skipworth	C	4	Lotus Europa	20:29.898	10	22.454	5.051	71.22	1:54.150	4
7	11	Howard Payne	C	5	Lotus Europa	20:30.193	10	22.749	0.295	71.20	1:53.743	10
8	121	Jim Baynam	I	1	MG B	20:43.603	10	36.159	13.410	70.43	1:57.084	10
9	27	Chris Fisher	F	1	MG Arkley	20:45.057	10	37.613	1.454	70.35	1:57.074	10
10	12	Neil Brown	D	1	Lotus Eclat	20:50.875	10	43.431	5.818	70.02	1:58.242	10
11	76	David Erwin	D	2	Alfa Romeo 2000 GTV	20:54.508	10	47.064	3.633	69.82	1:59.462	10
12	56	Sarah Hutchison	D	3	Lancia Beta	21:03.880	10	56.436	9.372	69.30	2:00.591	9
13	6	Johan Denekamp	B	3	TVR 3000M	21:06.885	10	59.441	3.005	69.13	2:00.388	2
14	77	Simon Holmesmith	D	4	Alfa Romeo 2000 GTV	21:07.473	10	1:00.029	0.588	69.10	2:02.071	9
15	7	David Tomkinson	F	2	Triumph Spitfire	21:07.763	10	1:00.319	0.290	69.08	2:02.067	9
16	52	Bob Fisher	I	2	MG BGT	21:08.264	10	1:00.820	0.501	69.06	2:01.450	8

----- NOT CLASSIFIED -----

DNF 19	Will Leverett	B	Porsche 911SC	16:40.335	8	-- 8 laps --		70.04	1:49.821	4	
DNF 5	Peter Shaw	B	TVR Tuscan	14:42.896	7	-- 7 laps --		69.44	1:48.281	5	
DNF 55	Stephen Bellerby	B	TVR 3000M	8:08.678	4	-- 4 laps --		44.733	71.69	1:57.254	4
DNF 60	Oscar Rovelli	I	Alfa Romeo 2000 GTV								

----- FASTEST LAP SUMMARY -----

NO	DRIVER/S	CLASS	CAR MAKE / MODEL	FASTEST LAP	ON	MPH
71	Julian Barter	C	Lotus Europa	1:46.606	5	82.16
24	Charles Barter	B	Datsun 240Z	1:47.927	4	81.15
27	Chris Fisher	F	MG Arkley	1:57.074	10	74.81
121	Jim Baynam	I	MG B	1:57.084	10	74.81
12	Neil Brown	D	Lotus Eclat	1:58.242	10	74.07

Cars 76 & 77 - transponder working intermittently.

Session Start: 09:03:24 - Finish: 09:23:31
 Weather/Track Conditions: Sun/Dry
 Circuit: Brands Hatch Grand Prix Circuit
 Track Length: 3.916 Km - 2.4330 miles

These results are provisional until the conclusion of any judicial and technical matters.

Clerk of the Course: <div style="text-align: right;">Julian Floyd</div>	Timekeeper: <div style="text-align: right;">Nick Palmer</div>	Issued at:
--	--	------------



'Legends of Brands Hatch' Historic Race Meeting - 1 - 3 Jul 2016

70's Road Sports

Race 1 - Sector Analysis

1 James Dean (C)									Lotus Europa										
lap	Sect-1	Speed	Sect-2	Speed	Sect-3	Speed	TopSpeed	laptime	pit	lap	Sect-1	Speed	Sect-2	Speed	Sect-3	Speed	Topspeed	laptime	pit
1					25.749	114.1		1:56.938		6	34.964	71.4	1:16.615		41.603	58.7		2:33.182	
2	34.418	88.7	48.376		26.159	112.2		1:48.953		7	1:07.304	49.5	1:13.963		34.000	113.0		2:55.267	
3	34.782	86.7	49.280		25.800	<u>114.3</u>		1:49.862		8	35.412	82.3	49.772		25.379	<u>114.3</u>		1:50.563	
4	35.545	86.1	48.746		25.607	<u>114.3</u>		1:49.898		9	33.944	<u>91.2</u>	48.169		26.134	113.2		1:48.247	
5	34.493	87.7	49.068		25.850	113.3		1:49.411		10	34.076	86.8	48.683		25.827	<u>114.3</u>		1:48.586	

5 Peter Shaw (B)									TVR Tuscan										
lap	Sect-1	Speed	Sect-2	Speed	Sect-3	Speed	TopSpeed	laptime	pit	lap	Sect-1	Speed	Sect-2	Speed	Sect-3	Speed	Topspeed	laptime	pit
1					26.372	109.8		1:55.658		5	33.989	88.2	48.400		25.892	113.5		1:48.281	
2	34.614	<u>89.4</u>	48.542		26.325	109.3		1:49.481		6	34.936	57.9	1:18.564		41.943	59.0		2:35.443	
3	35.025	85.1	49.371		26.018	113.5		1:50.414		7	1:06.560	50.9	1:14.550		34.117	108.1		2:55.227	
4	34.246	88.9	48.389		25.757	<u>113.7</u>		1:48.392		8									

6 Johan Denekamp (B)									TVR 3000M										
lap	Sect-1	Speed	Sect-2	Speed	Sect-3	Speed	TopSpeed	laptime	pit	lap	Sect-1	Speed	Sect-2	Speed	Sect-3	Speed	Topspeed	laptime	pit
1		75.8	54.298		28.837	104.2		2:11.739		6	41.121	75.8	56.743		29.553	105.7		2:07.417	
2	38.159	74.6	54.189		28.040	105.5		2:00.388		7	39.247	74.4	1:02.466		38.023	101.1		2:19.736	
3	37.817	77.4	1:02.993		28.777	103.6		2:09.587		8	39.473	70.6	55.456		28.749	<u>106.4</u>		2:03.678	
4	38.678	<u>77.9</u>	54.847		28.648	103.1		2:02.173		9	39.063	72.7	54.917		28.726	103.9		2:02.706	
5	38.833	77.1	55.718		31.088	92.4		2:05.639		10	38.875	74.9	55.639		29.308	97.6		2:03.822	

7 David Tomkinson (F)									Triumph Spitfire										
lap	Sect-1	Speed	Sect-2	Speed	Sect-3	Speed	TopSpeed	laptime	pit	lap	Sect-1	Speed	Sect-2	Speed	Sect-3	Speed	Topspeed	laptime	pit
1		71.8	57.961		29.570	96.3		2:18.361		6	41.357	63.7	1:00.047		30.812	95.1		2:12.216	
2	38.333	74.8	55.756		29.785	96.5		2:03.874		7	38.994	68.5	57.684		36.544	95.5		2:13.222	
3	37.897	<u>76.1</u>	55.203		29.117	97.7		2:02.217		8	37.829	72.5	54.497		29.888	96.9		2:02.214	
4	37.921	73.7	55.043		29.318	97.3		2:02.282		9	37.530	71.7	54.774		29.763	98.0		2:02.067	
5	37.696	75.7	56.063		34.722	84.3		2:08.481		10	37.778	74.7	55.034		30.017	<u>98.1</u>		2:02.829	

11 Howard Payne (C)									Lotus Europa										
lap	Sect-1	Speed	Sect-2	Speed	Sect-3	Speed	TopSpeed	laptime	pit	lap	Sect-1	Speed	Sect-2	Speed	Sect-3	Speed	Topspeed	laptime	pit
1		81.4	53.170		27.989	104.5		2:05.628		6	41.338	69.3	57.369		31.072	78.8		2:09.779	
2	35.943	80.0	51.090		27.891	105.4		1:54.924		7	1:06.944	39.9	1:12.736		34.565	105.9		2:54.245	
3	35.259	79.9	52.222		27.182	<u>108.8</u>		1:54.663		8	35.005	78.0	51.428		27.445	107.7		1:53.878	
4	35.770	82.5	51.100		28.445	95.5		1:55.315		9	35.166	<u>83.6</u>	51.255		27.511	107.0		1:53.932	
5	35.086	81.6	50.630		28.370	88.1		1:54.086		10	34.947	80.3	51.734		27.062	<u>108.8</u>		1:53.743	

12 Neil Brown (D)									Lotus Eclat										
lap	Sect-1	Speed	Sect-2	Speed	Sect-3	Speed	TopSpeed	laptime	pit	lap	Sect-1	Speed	Sect-2	Speed	Sect-3	Speed	Topspeed	laptime	pit
1		75.5	55.669		28.848	104.7		2:12.464		6	40.959	75.7	57.541		29.713	102.8		2:08.213	
2	39.156	79.5	54.354		28.667	104.9		2:02.177		7	40.176	63.7	1:10.373		36.807	104.4		2:27.356	
3	38.207	79.5	54.253		28.276	<u>106.4</u>		2:00.736		8	37.942	76.0	53.341		28.170	106.2		1:59.453	
4	37.693	79.6	53.860		28.431	103.9		1:59.984		9	37.571	80.7	53.292		28.202	106.0		1:59.065	
5	37.516	77.8	55.029		30.640	94.8		2:03.185		10	36.965	<u>82.0</u>	53.203		28.074	104.9		1:58.242	

19 Will Leverett (B)									Porsche 911SC										
lap	Sect-1	Speed	Sect-2	Speed	Sect-3	Speed	TopSpeed	laptime	pit	lap	Sect-1	Speed	Sect-2	Speed	Sect-3	Speed	Topspeed	laptime	pit
1		86.5	52.193		27.302	114.7		2:08.018		5	34.419	89.8	49.020		26.814	109.5		1:50.253	
2	35.170	89.8	49.943		26.265	114.5		1:51.378		6	37.933	87.1	59.589		41.352	57.5		2:18.874	
3	35.939	85.9	50.229		26.487	114.5		1:52.655		7	1:08.392	42.8	1:13.151		33.776	114.1		2:55.319	
4	34.744	<u>90.4</u>	48.962		26.115	114.9		1:49.821		8	36.099	77.9	51.036		26.882	<u>115.9</u>		1:54.017	

20 Mark Leverett (C)									Lotus Elan										
lap	Sect-1	Speed	Sect-2	Speed	Sect-3	Speed	TopSpeed	laptime	pit	lap	Sect-1	Speed	Sect-2	Speed	Sect-3	Speed	Topspeed	laptime	pit
1			52.253		27.211	112.4		2:02.189		6	36.467	82.6	1:00.837		41.353	55.3		2:18.657	
2	35.688	83.3	50.967		26.713	113.5		1:53.368		7	1:07.942	44.7	1:13.379		34.000	<u>113.9</u>		2:55.321	
3	35.107	84.6	50.208		26.817	113.2		1:52.132		8	35.729	84.6	51.182		26.582	113.7		1:53.493	
4	35.208	84.9	50.308		26.606	113.5		1:52.122		9	35.049	85.6	50.362		26.851	112.8		1:52.262	
5	34.748	81.9	50.263		26.924	112.4		1:51.935		10	35.669	77.1	50.407		26.715	112.4		1:52.791	

Session Start: 09:03:24 - Finish: 09:23:31

Weather/Track Conditions: Sun/Dry

Circuit: Brands Hatch Grand Prix Circuit

Track Length: 3.916 Km - 2.4330 miles

'Legends of Brands Hatch' Historic Race Meeting - 1 - 3 Jul 2016

70's Road Sports

Race 1 - Sector Analysis

24 Charles Barter (B)									Datsun 240Z								
lap	Sect-1	Speed	Sect-2	Speed	Sect-3	Speed	TopSpeed	laptime pit	lap	Sect-1	Speed	Sect-2	Speed	Sect-3	Speed	Topspeed	laptime pit
1					25.909	114.3		1:55.787	6	35.478	60.2	1:19.211		41.652	59.2		2:36.341
2	35.203	87.2	48.192		25.913	113.7		1:49.308	7	1:05.670	45.2	1:15.053		34.434	110.9		2:55.157
3	34.896	88.2	48.677		25.821	113.2		1:49.394	8	34.178	87.0	48.220		25.782	112.8		1:48.180
4	34.212	85.7	48.012		25.703	113.2		1:47.927	9	34.181	86.7	48.645		25.778	112.0		1:48.604
5	33.915	87.7	48.238		25.912	112.6		1:48.065	10	34.032	86.7	48.492		26.157	113.0		1:48.681

27 Chris Fisher (F)									MG Arkley								
lap	Sect-1	Speed	Sect-2	Speed	Sect-3	Speed	TopSpeed	laptime pit	lap	Sect-1	Speed	Sect-2	Speed	Sect-3	Speed	Topspeed	laptime pit
1		76.7	55.859		29.844	95.0		2:11.160	6	43.391	66.7	57.935		30.822	86.4		2:12.148
2	37.045	75.3	54.015		28.628	96.2		1:59.688	7	41.457	47.5	1:12.169		36.337	95.6		2:29.963
3	36.311	77.3	54.105		28.800	95.4		1:59.216	8	36.555	76.9	52.651		28.341	95.5		1:57.547
4	37.139	74.3	54.452		28.625	96.7		2:00.216	9	36.101	77.0	52.885		28.444	96.0		1:57.430
5	36.544	76.7	53.441		30.630	82.0		2:00.615	10	36.324	77.4	52.531		28.219	95.5		1:57.074

30 John Williams (B)									Porsche 911SC								
lap	Sect-1	Speed	Sect-2	Speed	Sect-3	Speed	TopSpeed	laptime pit	lap	Sect-1	Speed	Sect-2	Speed	Sect-3	Speed	Topspeed	laptime pit
1			51.039		26.651	109.3		2:00.422	6	37.720	80.2	1:01.016		41.441	57.8		2:20.177
2	35.449	85.7	51.098		26.756	110.4		1:53.303	7	1:07.457	48.0	1:13.755		34.186	109.5		2:55.398
3	35.331	87.1	50.683		26.652	110.0		1:52.666	8	35.869	84.5	52.086		26.484	110.9		1:54.439
4	35.383	86.7	50.273		26.495	110.2		1:52.151	9	35.476	84.9	51.567		26.521	110.4		1:53.564
5	34.889	84.9	49.827		26.459	109.7		1:51.175	10	35.073	87.3	49.390		27.089	110.9		1:51.552

52 Bob Fisher (I)									MG BGT								
lap	Sect-1	Speed	Sect-2	Speed	Sect-3	Speed	TopSpeed	laptime pit	lap	Sect-1	Speed	Sect-2	Speed	Sect-3	Speed	Topspeed	laptime pit
1		65.8	58.424		29.707	97.0		2:19.338	6	41.565	69.5	1:01.149		30.428	91.6		2:13.142
2	38.452	73.6	56.213		29.409	97.2		2:04.074	7	39.554	73.2	57.294		35.073	96.5		2:11.921
3	38.050	75.4	55.400		29.541	96.7		2:02.991	8	37.813	74.7	54.257		29.380	97.6		2:01.450
4	38.290	74.2	55.487		29.242	97.0		2:03.019	9	37.441	74.2	55.055		29.481	98.0		2:01.977
5	38.121	73.9	55.362		34.288	82.5		2:07.771	10	37.494	74.1	55.583		29.504	97.7		2:02.581

55 Stephen Bellerby (B)									TVR 3000M								
lap	Sect-1	Speed	Sect-2	Speed	Sect-3	Speed	TopSpeed	laptime pit	lap	Sect-1	Speed	Sect-2	Speed	Sect-3	Speed	Topspeed	laptime pit
1		70.5	54.435		27.932	106.9		2:13.195	3	38.117	75.8	53.279		27.548	108.8		1:58.944
2	37.510	77.1	54.475		27.300	108.4		1:59.285	4	36.562	77.5	53.168		27.524	110.4		1:57.254

56 Sarah Hutchison (D)									Lancia Beta								
lap	Sect-1	Speed	Sect-2	Speed	Sect-3	Speed	TopSpeed	laptime pit	lap	Sect-1	Speed	Sect-2	Speed	Sect-3	Speed	Topspeed	laptime pit
1		72.2	56.388		29.059	100.5		2:16.825	6	41.441	71.6	58.173		30.154	96.2		2:09.768
2	38.938	73.1	55.256		29.064	101.7		2:03.258	7	39.741	72.6	59.173		36.857	102.2		2:15.771
3	38.500	75.4	55.019		28.666	101.9		2:02.185	8	39.071	73.8	55.369		28.753	103.6		2:03.193
4	38.925	76.2	54.605		28.736	101.6		2:02.266	9	37.747	76.5	54.419		28.425	100.8		2:00.591
5	38.856	74.5	55.706		33.007	82.9		2:07.569	10	38.056	77.0	55.071		29.327	98.9		2:02.454

60 Oscar Rovelli (I)									Alfa Romeo 2000 GTV								
lap	Sect-1	Speed	Sect-2	Speed	Sect-3	Speed	TopSpeed	laptime pit	lap	Sect-1	Speed	Sect-2	Speed	Sect-3	Speed	Topspeed	laptime pit

70 Steve Skipworth (C)									Lotus Europa								
lap	Sect-1	Speed	Sect-2	Speed	Sect-3	Speed	TopSpeed	laptime pit	lap	Sect-1	Speed	Sect-2	Speed	Sect-3	Speed	Topspeed	laptime pit
1		83.1	52.671		27.430	109.8		2:04.323	6	41.114	76.3	57.958		30.153	67.7		2:09.225
2	36.138	83.7	51.156		27.275	109.3		1:54.569	7	1:07.501	41.1	1:13.067		33.656	110.6		2:54.224
3	36.170	81.5	52.368		26.993	109.7		1:55.531	8	36.188	81.7	51.635		26.614	110.7		1:54.437
4	35.885	86.9	50.928		27.337	109.1		1:54.150	9	35.333	85.3	51.726		27.132	109.1		1:54.191
5	35.601	85.4	51.090		28.123	95.5		1:54.814	10	35.614	82.2	51.596		27.224	106.4		1:54.434

Session Start: 09:03:24 - Finish: 09:23:31
 Weather/Track Conditions: Sun/Dry
 Circuit: Brands Hatch Grand Prix Circuit
 Track Length: 3.916 Km - 2.4330 miles

'Legends of Brands Hatch' Historic Race Meeting - 1 - 3 Jul 2016

70's Road Sports

Race 1 - Sector Analysis

71 Julian Barter (C)									Lotus Europa								
lap	Sect-1	Speed	Sect-2	Speed	Sect-3	Speed	TopSpeed	laptime pit	lap	Sect-1	Speed	Sect-2	Speed	Sect-3	Speed	Topspeed	laptime pit
1					25.758	113.0		1:57.247	6	34.954	66.8	1:16.765		41.609	58.1		2:33.328
2	34.590	90.1	48.334		25.778	114.5		1:48.702	7	1:07.348	46.9	1:13.946		33.373	113.0		2:54.667
3	34.478	89.1	49.763		25.776	115.5		1:50.017	8	34.676	87.8	52.196		25.415	112.4		1:52.287
4	34.904	88.6	52.693		25.700	111.1		1:53.297	9	34.412	89.3	47.831		25.581	112.2		1:47.824
5	34.032	89.3	47.021		25.553	113.3		1:46.606	10	33.642	89.7	47.902		25.614	114.5		1:47.158

76 David Erwin (D)									Alfa Romeo 2000 GTV								
lap	Sect-1	Speed	Sect-2	Speed	Sect-3	Speed	TopSpeed	laptime pit	lap	Sect-1	Speed	Sect-2	Speed	Sect-3	Speed	Topspeed	laptime pit
1		73.5	55.044		29.297			2:11.399	6	41.386	70.8	57.711		30.544	95.2		2:09.641
2	37.620	74.5	55.780		29.092	99.3		2:02.492	7	38.649	64.7	1:10.408		37.150	97.0		2:26.207
3	37.407	75.7	55.046		28.596	98.3		2:01.049	8	37.547	75.4	53.752		28.485	100.2		1:59.784
4	37.039	75.6	54.376		29.077			2:00.492	9	37.346	76.7	54.039		28.694	96.9		2:00.079
5	38.010	66.3	54.974		30.919			2:03.903	10	36.518	75.9	53.810		29.134	93.1		1:59.462

77 Simon Holmesmith (D)									Alfa Romeo 2000 GTV								
lap	Sect-1	Speed	Sect-2	Speed	Sect-3	Speed	TopSpeed	laptime pit	lap	Sect-1	Speed	Sect-2	Speed	Sect-3	Speed	Topspeed	laptime pit
1		72.7	56.436		29.610	101.9		2:16.629	6	41.846	65.1	58.577		31.111	99.9		2:11.534
2	38.519	74.0	55.016		30.002	93.5		2:03.537	7	40.428	71.4	57.786		36.588	101.1		2:14.802
3	39.207	74.4	55.210		29.142	104.4		2:03.559	8	38.007	70.9	54.422		29.646	103.3		2:02.075
4	38.159	73.7	54.912		29.146	104.4		2:02.217	9	37.874	74.0	54.785		29.412	101.4		2:02.071
5	38.159	73.7	55.599		34.087	96.0		2:07.845	10	39.045	68.8	54.926		29.233	104.5		2:03.204

121 Jim Baynam (I)									MG B								
lap	Sect-1	Speed	Sect-2	Speed	Sect-3	Speed	TopSpeed	laptime pit	lap	Sect-1	Speed	Sect-2	Speed	Sect-3	Speed	Topspeed	laptime pit
1		78.3	54.561		30.045	97.6		2:10.659	6	42.640	68.2	58.945		30.395	84.3		2:11.980
2	36.777	76.3	54.166		28.582	98.3		1:59.525	7	41.232	49.2	1:11.692		36.026	98.7		2:28.950
3	36.585	76.8	54.954		28.445	99.6		1:59.984	8	36.678	77.6	53.220		28.231	99.0		1:58.129
4	36.951	78.1	53.660		28.315	99.6		1:58.926	9	36.343	78.1	52.951		28.114	99.5		1:57.408
5	37.221	76.9	53.036		30.701	81.6		2:00.958	10	36.234	76.5	52.570		28.280	99.2		1:57.084

Session Start: 09:03:24 - Finish: 09:23:31
 Weather/Track Conditions: Sun/Dry
 Circuit: Brands Hatch Grand Prix Circuit
 Track Length: 3.916 Km - 2.4330 miles

'Legends of Brands Hatch' Historic Race Meeting - 1 - 3 Jul 2016

70's Road Sports

Race 1 - Best Sector Times

POS	NO	DRIVER/S	Sector 1			Sector 2			Sector 3			IDEAL LAP	BEST LAP	On
			TIME	LAP	POS	TIME	LAP	POS	TIME	LAP	POS			
1	24	Charles Barter	33.915	5	2	48.012	4	2	25.703	4	3	1:47.630	1:47.927	4
2	1	James Dean	33.944	9	3	48.169	9	3	25.379	8	1	1:47.492	1:48.247	9
3	71	Julian Barter	33.642	10	1	47.021	5	1	25.415	8	2	1:46.078	1:46.606	5
4	20	Mark Leverett	34.748	5	6	50.208	3	7	26.582	8	7	1:51.538	1:51.935	5
5	30	John Williams	34.889	5	7	49.390	10	6	26.459	5	6	1:50.738	1:51.175	5
6	70	Steve Skipworth	35.333	9	9	50.928	4	9	26.614	8	8	1:52.875	1:54.150	4
7	11	Howard Payne	34.947	10	8	50.630	5	8	27.062	10	9	1:52.639	1:53.743	10
8	121	Jim Baynam	36.234	10	11	52.570	10	11	28.114	9	13	1:56.918	1:57.084	10
9	27	Chris Fisher	36.101	9	10	52.531	10	10	28.219	10	14	1:56.851	1:57.074	10
10	12	Neil Brown	36.965	10	14	53.203	10	13	28.074	10	12	1:58.242	1:58.242	10
11	76	David Erwin	36.518	10	12	53.752	8	14	28.485	8	16	1:58.755	1:59.462	10
12	56	Sarah Hutchison	37.747	9	17	54.419	9	17	28.425	9	15	2:00.591	2:00.591	9
13	6	Johan Denekamp	37.817	3	18	54.189	2	15	28.040	2	11	2:00.046	2:00.388	2
14	77	Simon Holmesmith	37.874	9	19	54.422	8	18	29.142	3	18	2:01.438	2:02.071	9
15	7	David Tomkinson	37.530	9	16	54.497	8	19	29.117	3	17	2:01.144	2:02.067	9
16	52	Bob Fisher	37.441	9	15	54.257	8	16	29.242	4	19	2:00.940	2:01.450	8
17	19	Will Leverett	34.419	5	5	48.962	4	5	26.115	4	5	1:49.496	1:49.821	4
18	5	Peter Shaw	33.989	5	4	48.389	4	4	25.757	4	4	1:48.135	1:48.281	5
19	55	Stephen Bellerby	36.562	4	13	53.168	4	12	27.300	2	10	1:57.030	1:57.254	4
20	60	Oscar Rovelli												

Session Start: 09:03:24 - Finish: 09:23:31

Weather/Track Conditions: Sun/Dry

Circuit: Brands Hatch Grand Prix Circuit

Track Length: 3.916 Km - 2.4330 miles



'Legends of Brands Hatch' Historic Race Meeting - 1 - 3 Jul 2016

70's Road Sports

Race 1 - Best Sector Speeds

	NO	SECTOR 1	MPH	NO	SECTOR 2	MPH	NO	SECTOR 3	MPH
1	1	James Dean	91.2		NO SPEED TRAP		19	Will Leverett	115.9
2	19	Will Leverett	90.4				71	Julian Barter	115.5
3	71	Julian Barter	90.1				1	James Dean	114.3
4	5	Peter Shaw	89.4				24	Charles Barter	114.3
5	20	Mark Leverett	89.1				20	Mark Leverett	113.9
6	24	Charles Barter	88.2				5	Peter Shaw	113.7
7	30	John Williams	87.3				30	John Williams	110.9
8	70	Steve Skipworth	86.9				70	Steve Skipworth	110.7
9	11	Howard Payne	83.6				55	Stephen Bellerby	110.4
10	12	Neil Brown	82.0				11	Howard Payne	108.8
11	121	Jim Baynam	78.3				6	Johan Denekamp	106.4
12	6	Johan Denekamp	77.9				12	Neil Brown	106.4
13	55	Stephen Bellerby	77.5				77	Simon Holmesmith	104.5
14	27	Chris Fisher	77.4				56	Sarah Hutchison	103.6
15	56	Sarah Hutchison	77.0				76	David Erwin	100.2
16	76	David Erwin	76.7				121	Jim Baynam	99.6
17	7	David Tomkinson	76.1				7	David Tomkinson	98.1
18	52	Bob Fisher	75.4				52	Bob Fisher	98.0
19	77	Simon Holmesmith	74.4				27	Chris Fisher	96.7
20	60	Oscar Rovelli	0.0				60	Oscar Rovelli	0.0

Session Start: 09:03:24 - Finish: 09:23:31

Weather/Track Conditions: Sun/Dry

Circuit: Brands Hatch Grand Prix Circuit

Track Length: 3.916 Km - 2.4330 miles



'Legends of Brands Hatch' Historic Race Meeting - 1 - 3 Jul 2016

70's Road Sports

Race 1 - Lap Chart

Lap 1			Lap 2			Lap 3			Lap 4			Lap 5			Lap 6		
NO	Behind	Laptime	NO	Behind	Laptime	NO	Behind	Laptime	NO	Behind	Laptime	NO	Behind	Laptime	NO	Behind	Laptime
5		1:55.658	24		1:49.308	24		1:49.394	24		1:47.927	24		1:48.065	24		2:36.341
24	0.129	1:55.787	5	0.044	1:49.481	5	1.064	1:50.414	5	1.529	1:48.392	5	1.745	1:48.281	5	0.847	2:35.443
1	1.280	1:56.938	1	0.796	1:48.953	1	1.264	1:49.862	1	3.235	1:49.898	1	4.581	1:49.411	1	1.422	2:33.182
71	1.589	1:57.247	71	0.854	1:48.702	71	1.477	1:50.017	71	6.847	1:53.297	71	5.388	1:46.606	71	2.375	2:33.328
30	4.764	2:00.422	30	8.630	1:53.303	30	11.902	1:52.666	30	16.126	1:52.151	30	19.236	1:51.175	30	3.072	2:20.177
20	6.531	2:02.189	20	10.462	1:53.368	20	13.200	1:52.132	20	17.395	1:52.122	20	21.265	1:51.935	20	3.581	2:18.657
70	8.665	2:04.323	70	13.797	1:54.569	19	17.562	1:52.655	19	19.456	1:49.821	19	21.644	1:50.253	19	4.177	2:18.874
11	9.970	2:05.628	19	14.301	1:51.378	70	19.934	1:55.531	70	26.157	1:54.150	70	32.906	1:54.814	70	5.790	2:09.225
19	12.360	2:08.018	11	15.457	1:54.924	11	20.726	1:54.663	11	28.114	1:55.315	11	34.135	1:54.086	11	7.573	2:09.779
121	15.001	2:10.659	121	25.089	1:59.525	27	35.575	1:59.216	55	46.262	1:57.254	121	59.571	2:00.958	121	35.210	2:11.980
27	15.502	2:11.160	27	25.753	1:59.688	121	35.679	1:59.984	121	46.678	1:58.926	27	1:00.414	2:00.615	27	36.221	2:12.148
76	15.741	2:11.399	6	27.032	2:00.388	55	36.935	1:58.944	27	47.864	2:00.216	12	1:08.065	2:03.185	12	39.937	2:08.213
6	16.081	2:11.739	55	27.385	1:59.285	76	40.451	2:01.049	12	52.945	1:59.984	76	1:08.854	2:03.903	76	42.154	2:09.641
12	16.806	2:12.464	76	28.796	2:02.492	12	40.888	2:00.736	76	53.016	2:00.492	6	1:19.045	2:05.639	6	50.121	2:07.417
55	17.537	2:13.195	12	29.546	2:02.177	6	47.225	2:09.587	6	1:01.471	2:02.173	56	1:21.622	2:07.569	56	55.049	2:09.768
77	20.971	2:16.629	56	34.988	2:03.258	56	47.779	2:02.185	56	1:02.118	2:02.266	77	1:23.306	2:07.845	77	58.499	2:11.534
56	21.167	2:16.825	77	35.071	2:03.537	77	49.236	2:03.559	77	1:03.526	2:02.217	7	1:24.734	2:08.481	7	1:00.609	2:12.216
7	22.703	2:18.361	7	37.140	2:03.874	7	49.963	2:02.217	7	1:04.318	2:02.282	52	1:26.712	2:07.771	52	1:03.513	2:13.142
52	23.680	2:19.338	52	38.317	2:04.074	52	51.914	2:02.991	52	1:07.006	2:03.019						

Session Start: 09:03:24 - Finish: 09:23:31
Weather/Track Conditions: Sun/Dry
Circuit: Brands Hatch Grand Prix Circuit
Track Length: 3.916 Km - 2.4330 miles

'Legends of Brands Hatch' Historic Race Meeting - 1 - 3 Jul 2016

70's Road Sports

Race 1 - Lap Chart

Lap 7			Lap 8			Lap 9			Lap 10		
NO	Behind	Laptime	NO	Behind	Laptime	NO	Behind	Laptime	NO	Behind	Laptime
24		2:55.157	24		1:48.180	24		1:48.604	24		1:48.681
5	0.917	2:55.227	1	3.915	1:50.563	1	3.558	1:48.247	1	3.463	1:48.586
1	1.532	2:55.267	71	5.992	1:52.287	71	5.212	1:47.824	71	3.689	1:47.158
71	1.885	2:54.667	20	9.058	1:53.493	20	12.716	1:52.262	20	16.826	1:52.791
30	3.313	2:55.398	30	9.572	1:54.439	30	14.532	1:53.564	30	17.403	1:51.552
20	3.745	2:55.321	19	10.176	1:54.017	70	16.701	1:54.191	70	22.454	1:54.434
19	4.339	2:55.319	70	11.114	1:54.437	11	17.687	1:53.932	11	22.749	1:53.743
70	4.857	2:54.224	11	12.359	1:53.878	121	27.756	1:57.408	121	36.159	1:57.084
11	6.661	2:54.245	121	18.952	1:58.129	27	29.220	1:57.430	27	37.613	1:57.074
121	9.003	2:28.950	27	20.394	1:57.547	12	33.870	1:59.065	12	43.431	1:58.242
27	11.027	2:29.963	12	23.409	1:59.453	76	36.283	2:00.079	76	47.064	1:59.462
12	12.136	2:27.356	76	24.808	1:59.784	56	42.663	2:00.591	56	56.436	2:02.454
76	13.204	2:26.207	6	30.198	2:03.678	6	44.300	2:02.706	6	59.441	2:03.822
6	14.700	2:19.736	56	30.676	2:03.193	77	45.506	2:02.071	77	1:00.029	2:03.204
56	15.663	2:15.771	77	32.039	2:02.075	7	46.171	2:02.067	7	1:00.319	2:02.829
77	18.144	2:14.802	7	32.708	2:02.214	52	46.920	2:01.977	52	1:00.820	2:02.581
7	18.674	2:13.222	52	33.547	2:01.450						
52	20.277	2:11.921									

Session Start: 09:03:24 - Finish: 09:23:31
Weather/Track Conditions: Sun/Dry
Circuit: Brands Hatch Grand Prix Circuit
Track Length: 3.916 Km - 2.4330 miles

'Legends of Brands Hatch' Historic Race Meeting - 1 - 3 Jul 2016

HSCC Historic Formula 3 Supported by The Cubicle Centre

Race 2 - Classification

Sheet No:

POS	NO	DRIVER/S	CAR MAKE / MODEL	TIME	LAPS	GAP	DIFF	MPH	BEST	ON
1	25	Andrew Hibberd	Brabham BT18A	20:08.195	12	-- 12 laps		86.99	1:39.334	7
2	22	Simon Armer	March 703	20:21.458	12	13.263	13.263	86.05	1:40.106	12
3	4	James Denty	Lotus 41	20:21.519	12	13.324	0.061	86.04	1:39.441	12
4	65	Peter Thompson	Brabham BT21	20:32.778	12	24.583	11.259	85.26	1:40.906	8
5	89	Mark Pangborn	Brabham BT28	20:38.872	12	30.677	6.094	84.84	1:41.872	4
6	77	Francois Derossi	Chevron B17	20:50.744	12	42.549	11.872	84.03	1:41.438	4
7	82	Marcus Mussa	Tecno	20:59.065	12	50.870	8.321	83.48	1:43.371	7
8	63	Christoph Widmer	Brabham BT18A	21:12.041	12	1:03.846	12.976	82.62	1:42.788	10
9	96	Keith Messer	Vesey Ford	21:12.178	12	1:03.983	0.137	82.62	1:43.782	10
10	71	Chris Holland	Brabham BT21	21:23.998	12	1:15.803	11.820	81.85	1:43.882	7
11	1	Leif Bosson	Brabham BT28	21:38.676	12	1:30.481	14.678	80.93	1:44.916	9
12	189	Maurice Slotine	Merlyn Mk14A	21:53.659	12	1:45.464	14.983	80.01	1:45.108	9
13	62	Geoffrey O'nion	Tecno	20:12.899	11	-- 11 laps	9.168	79.43	1:47.610	10
14	55	Julian Maynard	Chevron B17	20:17.754	11	4.855	4.855	79.11	1:47.728	9
15	2	Barry Sewell	Lotus 41	20:37.175	11	24.276	19.421	77.87	1:49.242	8
16	30	Clas Muller	Brabham BT28	20:50.914	11	38.015	13.739	77.02	1:47.117	10
17	87	Peter Barclay	Brabham BT15	21:18.686	11	1:05.787	27.772	75.35	1:53.946	9
18	41	Werner Pircher	Lotus 41	21:43.868	11	1:30.969	25.182	73.89	1:54.227	8
----- NOT CLASSIFIED -----										
DNF 5		Jim Blockley	Chevron B17	19:41.668	11	-- 11 laps		81.53	1:43.343	7
DNF 14		Jonathan Milicevic	Brabham BT21B	17:38.479	10	-- 10 laps		82.75	1:40.386	8
DNF 16		Robert Retzlaff	Brabham BT15	19:42.782	10	2:04.303	2:04.303	74.05	1:52.318	10
DNF 46		Steve Smith	Chevron B15C	15:45.330	9	-- 9 laps --		83.38	1:42.382	7
DNF 116		Mark Linstone	Brabham BT21	14:24.243	8	-- 8 laps --	21.915	81.08	1:46.865	6
DNF 19		Peter Froude	Tecno	2:07.516	1	-- 1 laps --	12.944	68.69		
DNF 50		Jim Timms	Brabham BT21B							

----- FASTEST LAP SUMMARY -----

NO	DRIVER/S	CLASS	CAR MAKE / MODEL	FASTEST LAP	ON	MPH
25	Andrew Hibberd	B	Brabham BT18A	1:39.334	7	88.17

Car 2 requires a working transponder - Regulation Q.12.2.1 refers.

Session Start: 09:36:14 - Finish: 09:56:21
Weather/Track Conditions: Bright/Dry
Circuit: Brands Hatch Grand Prix Circuit
Track Length: 3.916 Km - 2.4330 miles

These results are provisional until the conclusion of any judicial and technical matters.

Clerk of the Course: <div style="text-align: right;">Julian Floyd</div>	Timekeeper: <div style="text-align: right;">Nick Palmer</div>	Issued at:
--	--	------------

'Legends of Brands Hatch' Historic Race Meeting - 1 - 3 Jul 2016

HSCC Historic Formula 3 Supported by The Cubicle Centre

Race 2 - Sector Analysis

1 Leif Bosson (B)									Brabham BT28											
lap	Sect-1	Speed	Sect-2	Speed	Sect-3	Speed	TopSpeed	laptime	pit	lap	Sect-1	Speed	Sect-2	Speed	Sect-3	Speed	Topspeed	laptime	pit	
1	42.965	76.1	54.061		25.780	112.4		2:05.967		7	32.608	90.0	48.152		25.259	112.8			1:46.019	
2	33.618	90.7	49.431		26.591	<u>114.9</u>		1:49.640		8	32.519	89.5	47.595		25.488	111.7			1:45.602	
3	33.399	90.4	48.582		25.449	113.3		1:47.430		9	32.396	89.7	47.449		<u>25.071</u>	112.4			<u>1:44.916</u>	
4	33.035	89.3	48.946		25.598	112.2		1:47.579		10	32.741	87.4	47.625		26.142	112.4			1:46.508	
5	32.858	89.8	47.801		25.244	111.8		1:45.903		11	<u>32.318</u>	89.8	<u>47.411</u>		25.218	112.8			1:44.947	
6	32.680	<u>91.0</u>	48.654		25.411	112.0		1:46.745		12	33.557	88.4	48.390		25.473	111.8			1:47.420	

2 Barry Sewell (B)									Lotus 41											
lap	Sect-1	Speed	Sect-2	Speed	Sect-3	Speed	TopSpeed	laptime	pit	lap	Sect-1	Speed	Sect-2	Speed	Sect-3	Speed	Topspeed	laptime	pit	
1								2:09.414		7									1:49.826	
2								1:55.906		8									<u>1:49.242</u>	
3								1:50.997		9									1:50.098	
4								1:50.936		10									1:50.976	
5								1:50.301		11									1:49.517	
6								1:49.962		12										

4 James Denty (B)									Lotus 41											
lap	Sect-1	Speed	Sect-2	Speed	Sect-3	Speed	TopSpeed	laptime	pit	lap	Sect-1	Speed	Sect-2	Speed	Sect-3	Speed	Topspeed	laptime	pit	
1	36.573	86.2	45.502		24.811	110.7		1:47.765		7	31.958	91.9	45.244		24.482	113.5			1:41.684	
2	31.834	92.9	45.960		24.718	114.3		1:42.512		8	31.898	90.9	45.450		25.427	112.0			1:42.775	
3	32.361	90.1	44.644		24.347	<u>117.7</u>		1:41.352		9	31.665	91.6	44.893		24.507	112.8			1:41.065	
4	31.851	92.5	44.764		24.484	113.5		1:41.099		10	<u>31.407</u>	92.4	45.345		24.363	113.7			1:41.115	
5	31.517	93.1	44.725		24.544	113.3		1:40.786		11	32.291	<u>93.6</u>	44.590		24.088	115.3			1:40.969	
6	31.692	93.0	44.641		24.623	114.1		1:40.956		12	31.503	92.2	<u>44.110</u>		<u>23.828</u>	115.3			<u>1:39.441</u>	

5 Jim Blockley (B)									Chevron B17											
lap	Sect-1	Speed	Sect-2	Speed	Sect-3	Speed	TopSpeed	laptime	pit	lap	Sect-1	Speed	Sect-2	Speed	Sect-3	Speed	Topspeed	laptime	pit	
1	38.489	85.9	47.731		25.805	106.5		1:53.741		7	<u>32.279</u>	81.3	46.031		25.033	106.9			<u>1:43.343</u>	
2	33.228	88.6	46.557		25.320	108.8		1:45.105		8	32.870	69.3	47.887		25.799	103.7			1:46.556	
3	32.451	<u>91.7</u>	46.244		25.094	106.5		1:43.789		9	33.748	65.4	48.121		25.736	98.4			1:47.605	
4	32.739	88.8	46.293		24.929	108.2		1:43.961		10	33.416	71.6	46.813		29.058	101.1			1:49.287	
5	32.772	89.3	<u>45.647</u>		25.053	107.0		1:43.472		11	33.832	67.7	54.501		32.534	96.9			2:00.867	
6	33.132	76.3	46.145		<u>24.665</u>	<u>109.5</u>		1:43.942		12										

14 Jonathan Milicevic (B)									Brabham BT21B											
lap	Sect-1	Speed	Sect-2	Speed	Sect-3	Speed	TopSpeed	laptime	pit	lap	Sect-1	Speed	Sect-2	Speed	Sect-3	Speed	Topspeed	laptime	pit	
1	43.563	63.8	56.481		29.311	107.4		2:18.429		6	31.669	91.7	45.069		24.229	112.6			1:40.967	
2	34.048	88.8	46.027		26.107	109.1		1:46.182		7	31.308	92.1	45.657		24.475	113.3			1:41.440	
3	32.071	91.9	45.472		24.599	112.8		1:42.142		8	<u>31.121</u>	<u>94.4</u>	45.160		<u>24.105</u>	<u>114.9</u>			<u>1:40.386</u>	
4	33.087	89.2	46.264		24.645	111.7		1:43.996		9	31.133	92.0	45.924		24.969	112.2			1:42.026	
5	31.797	91.7	<u>45.001</u>		24.364	112.8		1:41.162		10	31.543	92.1	45.458		24.748	113.5			1:41.749	

16 Robert Retzlaff (B)									Brabham BT15											
lap	Sect-1	Speed	Sect-2	Speed	Sect-3	Speed	TopSpeed	laptime	pit	lap	Sect-1	Speed	Sect-2	Speed	Sect-3	Speed	Topspeed	laptime	pit	
1	45.289	71.6	56.078		27.622	108.4		2:15.224		6	36.200	70.4	52.402		26.960	108.6			1:55.562	
2	37.875	84.8	55.288		30.776	107.6		2:03.939		7	36.004	86.4	52.607		28.052	107.0			1:56.663	
3	37.852	81.9	53.538		27.245	109.7		1:58.635		8	35.756	80.4	51.636		27.527	107.9			1:54.919	
4	36.795	83.2	51.924		27.976	103.3		1:56.695		9	35.916	86.8	<u>50.706</u>		26.095	<u>110.6</u>			1:52.717	
5	36.461	81.5	52.434		27.215	109.3		1:56.110		10	<u>35.491</u>	<u>88.2</u>	51.045		<u>25.782</u>	110.2			<u>1:52.318</u>	

19 Peter Froude (B)									Tecno											
lap	Sect-1	Speed	Sect-2	Speed	Sect-3	Speed	TopSpeed	laptime	pit	lap	Sect-1	Speed	Sect-2	Speed	Sect-3	Speed	Topspeed	laptime	pit	
1	41.557	<u>81.2</u>	<u>52.563</u>		<u>26.657</u>	<u>110.6</u>		2:07.516		2										

Session Start: 09:36:14 - Finish: 09:56:21
 Weather/Track Conditions: Bright/Dry
 Circuit: Brands Hatch Grand Prix Circuit
 Track Length: 3.916 Km - 2.4330 miles

'Legends of Brands Hatch' Historic Race Meeting - 1 - 3 Jul 2016

HSCC Historic Formula 3 Supported by The Cubicle Centre

Race 2 - Sector Analysis

22 Simon Armer (B)									March 703										
lap	Sect-1	Speed	Sect-2	Speed	Sect-3	Speed	TopSpeed	laptime	pit	lap	Sect-1	Speed	Sect-2	Speed	Sect-3	Speed	Topspeed	laptime	pit
1	35.569	89.3	45.687		24.783	112.0		1:46.477		7	32.764	88.8	44.697		24.322	114.1		1:41.783	
2	32.554	90.3	45.866		25.040	112.8		1:43.460		8	32.076	93.1	45.018		25.663	110.0		1:42.757	
3	32.295	91.4	44.777		24.492	114.1		1:41.564		9	31.909	93.4	44.427		24.298	114.5		1:40.634	
4	32.272	90.0	45.150		24.369	114.1		1:41.791		10	31.682	94.3	45.123		24.047	117.3		1:40.852	
5	31.906	93.4	44.788		24.341	113.9		1:41.035		11	31.655	92.4	44.345		24.151	114.3		1:40.151	
6	31.912	93.6	44.646		24.290	115.1		1:40.848		12	31.582	92.0	44.441		24.083	114.3		1:40.106	

25 Andrew Hibberd (B)									Brabham BT18A										
lap	Sect-1	Speed	Sect-2	Speed	Sect-3	Speed	TopSpeed	laptime	pit	lap	Sect-1	Speed	Sect-2	Speed	Sect-3	Speed	Topspeed	laptime	pit
1	37.123	90.7	44.750		24.609	115.5		1:47.814		7	31.036	94.4	44.427		23.871	116.3		1:39.334	
2	31.878	94.6	45.435		24.519	114.7		1:41.832		8	31.883	93.3	44.338		23.797	116.3		1:40.018	
3	31.459	94.7	44.261		23.928	116.3		1:39.648		9	31.139	94.6	44.468		23.748	116.3		1:39.355	
4	31.441	90.9	44.109		23.890	116.7		1:39.440		10	31.514	94.6	44.613		23.883	116.3		1:40.010	
5	30.912	95.0	44.812		24.241	114.7		1:39.965		11	31.186	93.8	44.151		24.154	114.7		1:39.491	
6	31.219	95.0	44.278		24.625	115.5		1:40.122		12	31.909	92.0	45.269		23.988	115.7		1:41.166	

30 Clas Muller (B)									Brabham BT28										
lap	Sect-1	Speed	Sect-2	Speed	Sect-3	Speed	TopSpeed	laptime	pit	lap	Sect-1	Speed	Sect-2	Speed	Sect-3	Speed	Topspeed	laptime	pit
1	40.726	83.6	53.108		26.337	110.9		2:04.721		7	34.257	87.0	52.033		26.993	107.7		1:53.283	
2	34.149	90.9	49.025		52.783	109.5		2:15.957		8	33.371	91.5	49.140		25.511	112.2		1:48.022	
3	35.120	85.3	52.945		27.016	111.3		1:55.081		9	33.160	91.0	48.273		26.142	114.3		1:47.575	
4	34.604	89.4	50.059		26.394	111.1		1:51.057		10	33.039	90.5	48.586		25.492	112.4		1:47.117	
5	34.019	89.9	50.239		25.975	111.7		1:50.233		11	33.537	90.7	48.493		26.354	110.4		1:48.384	
6	33.721	91.2	49.860		25.903	113.2		1:49.484		12									

41 Werner Pircher (B)									Lotus 41										
lap	Sect-1	Speed	Sect-2	Speed	Sect-3	Speed	TopSpeed	laptime	pit	lap	Sect-1	Speed	Sect-2	Speed	Sect-3	Speed	Topspeed	laptime	pit
1	45.032	72.9	56.771		28.568	105.4		2:16.999		7	36.205	82.2	52.186		27.632	107.7		1:56.023	
2	37.366	82.2	54.501		29.655	105.2		2:01.522		8	35.596	83.4	51.408		27.223	106.7		1:54.227	
3	36.849	74.6	53.187		28.239	107.4		1:58.275		9	35.721	83.7	51.388		27.233	108.6		1:54.342	
4	36.403	83.9	52.771		28.671	94.7		1:57.845		10	35.443	85.0	52.627		27.068	107.9		1:55.138	
5	37.344	81.8	52.608		27.497	107.0		1:57.449		11	36.261	75.7	51.777		27.216	106.9		1:55.254	
6	36.809	84.6	52.368		27.617	108.2		1:56.794		12									

46 Steve Smith (B)									Chevron B15C										
lap	Sect-1	Speed	Sect-2	Speed	Sect-3	Speed	TopSpeed	laptime	pit	lap	Sect-1	Speed	Sect-2	Speed	Sect-3	Speed	Topspeed	laptime	pit
1	37.421	87.0	48.873		25.605	112.6		1:55.463		6	32.121	92.7	46.140		24.506	114.5		1:42.767	
2	33.572	90.7	47.576		25.508	114.1		1:46.656		7	32.013	92.1	45.798		24.571	113.9		1:42.382	
3	33.106	93.1	46.972		24.824	113.9		1:44.902		8	31.883	92.4	46.937		25.069	112.8		1:43.889	
4	32.178	91.2	46.357		24.622	114.1		1:43.157		9	32.010	93.4	46.490		24.502	115.5		1:43.002	
5	32.206	93.1	46.454		24.452	114.7		1:43.112		10									

50 Jim Timms (B)									Brabham BT21B										
lap	Sect-1	Speed	Sect-2	Speed	Sect-3	Speed	TopSpeed	laptime	pit	lap	Sect-1	Speed	Sect-2	Speed	Sect-3	Speed	Topspeed	laptime	pit

55 Julian Maynard (B)									Chevron B17										
lap	Sect-1	Speed	Sect-2	Speed	Sect-3	Speed	TopSpeed	laptime	pit	lap	Sect-1	Speed	Sect-2	Speed	Sect-3	Speed	Topspeed	laptime	pit
1	38.161	87.4	49.924		26.836	111.3		1:58.667		7	34.055	85.0	48.302		25.767	112.0		1:48.124	
2	35.599	86.1	50.723		26.966	111.8		1:53.288		8	34.027	86.5	48.629		25.700	112.2		1:48.356	
3	35.337	84.5	51.328		26.116	112.6		1:52.781		9	33.919	89.3	48.056		25.753	112.2		1:47.728	
4	34.705	87.6	50.439		26.229	113.2		1:51.373		10	34.221	86.2	48.718		26.402	111.8		1:49.341	
5	34.492	84.1	48.871		26.055	111.8		1:49.418		11	33.959	84.7	49.264		26.395	109.5		1:49.618	
6	34.293	87.8	48.705		26.062	110.9		1:49.060		12									

Session Start: 09:36:14 - Finish: 09:56:21
 Weather/Track Conditions: Bright/Dry
 Circuit: Brands Hatch Grand Prix Circuit
 Track Length: 3.916 Km - 2.4330 miles

'Legends of Brands Hatch' Historic Race Meeting - 1 - 3 Jul 2016

HSCC Historic Formula 3 Supported by The Cubicle Centre

Race 2 - Sector Analysis

62 Geoffrey O'nion (B)									Tecno								
lap	Sect-1	Speed	Sect-2	Speed	Sect-3	Speed	TopSpeed	laptime pit	lap	Sect-1	Speed	Sect-2	Speed	Sect-3	Speed	Topspeed	laptime pit
1	41.505	82.3	53.321		26.416	112.0		2:05.792	7	34.256	87.8	49.054		25.947	109.5		1:49.257
2	34.893	<u>88.9</u>	48.747		26.918	<u>112.4</u>		1:50.558	8	34.022	86.1	48.704		25.697	109.5		1:48.423
3	34.177	88.5	48.471		25.984	110.0		1:48.632	9	33.767	86.4	48.876		<u>25.595</u>	109.5		1:48.238
4	34.683	86.9	49.551		26.018	110.2		1:50.252	10	<u>33.731</u>	84.0	48.077		25.802	110.2		<u>1:47.610</u>
5	33.892	88.4	48.326		25.837	110.4		1:48.055	11	34.068	81.1	<u>47.644</u>		26.158	108.2		1:47.870
6	33.946	88.5	48.332		25.934	110.2		1:48.212	12								

63 Christoph Widmer (B)									Brabham BT18A								
lap	Sect-1	Speed	Sect-2	Speed	Sect-3	Speed	TopSpeed	laptime pit	lap	Sect-1	Speed	Sect-2	Speed	Sect-3	Speed	Topspeed	laptime pit
1	43.743	86.7	52.052		26.181	112.6		2:04.777	7	32.809	90.4	45.486		24.691	112.8		1:42.986
2	33.333	91.5	47.226		26.195	111.1		1:46.754	8	<u>32.298</u>	91.4	46.592		24.654	113.2		1:43.544
3	32.855	91.1	46.395		25.212	112.8		1:44.462	9	32.333	<u>92.1</u>	<u>45.439</u>		25.086	111.5		1:42.858
4	32.950	89.9	46.576		25.004	112.4		1:44.530	10	32.608	91.9	45.641		<u>24.539</u>	114.3		<u>1:42.788</u>
5	32.633	90.5	46.247		24.743	<u>114.5</u>		1:43.623	11	33.218	86.7	47.928		24.752	112.4		1:45.898
6	33.021	83.1	47.737		24.971	111.8		1:45.729	12	32.422	91.2	46.587		25.083	111.5		1:44.092

65 Peter Thompson (B)									Brabham BT21								
lap	Sect-1	Speed	Sect-2	Speed	Sect-3	Speed	TopSpeed	laptime pit	lap	Sect-1	Speed	Sect-2	Speed	Sect-3	Speed	Topspeed	laptime pit
1	38.283	87.8	46.389		25.143	116.3		1:51.537	7	31.815	92.6	46.511		24.597	113.9		1:42.923
2	32.691	94.2	46.237		24.447	115.3		1:43.375	8	31.805	92.1	<u>44.870</u>		24.231	114.9		<u>1:40.906</u>
3	31.979	93.0	45.683		25.781	110.9		1:43.443	9	<u>31.556</u>	93.1	45.971		<u>24.054</u>	<u>117.5</u>		1:41.581
4	32.242	91.7	45.105		24.401	116.5		1:41.748	10	31.913	92.5	45.421		24.140	115.9		1:41.474
5	31.893	<u>94.8</u>	45.274		24.378	112.0		1:41.545	11	31.643	90.7	45.463		24.287	115.1		1:41.393
6	31.828	92.5	44.968		24.196	114.7		1:40.992	12	31.849	91.6	45.597		24.415	101.4		1:41.861

71 Chris Holland (B)									Brabham BT21								
lap	Sect-1	Speed	Sect-2	Speed	Sect-3	Speed	TopSpeed	laptime pit	lap	Sect-1	Speed	Sect-2	Speed	Sect-3	Speed	Topspeed	laptime pit
1	38.957	83.4	49.221		25.485	111.8		1:56.119	7	33.004	89.4	<u>46.273</u>		<u>24.605</u>	112.4		<u>1:43.882</u>
2	34.106	88.5	47.249		25.623	112.2		1:46.978	8	<u>32.381</u>	<u>90.5</u>	47.476		24.608	113.0		1:44.465
3	34.041	87.6	47.258		25.250	<u>115.7</u>		1:46.549	9	32.759	90.4	47.403		24.882	112.2		1:45.044
4	33.654	87.9	48.472		25.087	112.6		1:47.213	10	33.096	88.8	49.030		24.873	113.5		1:46.999
5	33.609	80.6	47.894		25.285	111.7		1:46.788	11	33.331	89.4	47.788		25.396	111.8		1:46.515
6	33.300	89.4	48.281		25.242	114.7		1:46.823	12	33.148	88.8	48.490		24.985	111.7		1:46.623

77 Francois Derossi (B)									Chevron B17								
lap	Sect-1	Speed	Sect-2	Speed	Sect-3	Speed	TopSpeed	laptime pit	lap	Sect-1	Speed	Sect-2	Speed	Sect-3	Speed	Topspeed	laptime pit
1	36.513	89.4	45.788		24.891	111.7		1:48.452	7	<u>31.644</u>	90.4	46.102		24.494	111.1		1:42.240
2	31.728	<u>93.5</u>	45.692		24.767	<u>112.8</u>		1:42.187	8	31.944	91.5	46.141		24.640	110.7		1:42.725
3	43.435	89.3	46.765		24.848	110.7		1:55.048	9	31.737	90.4	45.609		24.462	110.2		1:41.808
4	32.157	89.7	45.074		<u>24.207</u>	111.7		<u>1:41.438</u>	10	32.541	91.6	46.338		24.641	110.0		1:43.520
5	31.824	91.5	<u>45.056</u>		25.647	105.7		1:42.527	11	32.154	85.9	46.878		24.735	110.7		1:43.767
6	32.714	91.4	45.530		24.521	109.8		1:42.765	12	32.472	89.3	46.001		25.794	108.2		1:44.267

82 Marcus Mussa (B)									Tecno								
lap	Sect-1	Speed	Sect-2	Speed	Sect-3	Speed	TopSpeed	laptime pit	lap	Sect-1	Speed	Sect-2	Speed	Sect-3	Speed	Topspeed	laptime pit
1	37.129	88.0	47.392		25.212	111.5		1:51.045	7	32.504	90.1	<u>46.119</u>		24.748	112.4		<u>1:43.371</u>
2	33.056	92.4	46.872		24.694	<u>113.5</u>		1:44.622	8	<u>32.189</u>	90.7	47.284		25.377	110.9		1:44.850
3	32.691	91.4	46.675		24.662	113.3		1:44.028	9	32.328	91.6	46.336		24.908	112.2		1:43.572
4	32.719	89.5	46.492		24.872	112.8		1:44.083	10	32.205	<u>93.0</u>	47.095		25.193	112.4		1:44.493
5	32.775	89.5	46.678		26.418	108.9		1:45.871	11	32.579	89.2	47.145		25.026	111.8		1:44.750
6	32.674	89.4	46.125		<u>24.630</u>	<u>113.5</u>		1:43.429	12	32.685	90.3	47.255		25.011	112.2		1:44.951

87 Peter Barclay (B)									Brabham BT15								
lap	Sect-1	Speed	Sect-2	Speed	Sect-3	Speed	TopSpeed	laptime pit	lap	Sect-1	Speed	Sect-2	Speed	Sect-3	Speed	Topspeed	laptime pit
1	41.352	80.5	53.191		<u>26.626</u>	<u>109.7</u>		2:08.458	7	34.747	81.9	52.521		28.264	106.2		1:55.532
2	34.795	87.2	53.629		27.746	107.6		1:56.170	8	<u>34.260</u>	<u>88.0</u>	52.356		28.520	105.2		1:55.136
3	35.341	81.3	52.725		27.351	108.6		1:55.417	9	34.842	87.9	<u>51.548</u>		27.556	107.9		<u>1:53.946</u>
4	35.515	84.2	53.291		27.128	107.0		1:55.934	10	34.552	87.4	52.945		27.018	106.4		1:54.515
5	35.175	87.7	52.423		27.076	106.0		1:54.674	11	34.491	87.0	52.589		26.938	100.2		1:54.018
6	34.992	87.7	52.859		27.035	105.9		1:54.886	12								

Session Start: 09:36:14 - Finish: 09:56:21
 Weather/Track Conditions: Bright/Dry
 Circuit: Brands Hatch Grand Prix Circuit
 Track Length: 3.916 Km - 2.4330 miles

'Legends of Brands Hatch' Historic Race Meeting - 1 - 3 Jul 2016

HSCC Historic Formula 3 Supported by The Cubicle Centre

Race 2 - Sector Analysis

89 Mark Pangborn (B)									Brabham BT28								
lap	Sect-1	Speed	Sect-2	Speed	Sect-3	Speed	TopSpeed	laptime pit	lap	Sect-1	Speed	Sect-2	Speed	Sect-3	Speed	Topspeed	laptime pit
1	37.271	87.1	47.337		25.042	110.7		1:51.310	7	31.996	92.1	45.964		24.618	<u>113.7</u>		1:42.578
2	32.263	91.0	45.789		24.656	112.8		1:42.708	8	32.398	92.6	45.455		24.825	112.4		1:42.678
3	32.376	92.0	45.791		25.226	112.0		1:43.393	9	31.973	92.4	45.521		24.556	113.2		1:42.050
4	31.761	90.7	45.241		24.870	112.8		1:41.872	10	31.561	<u>93.1</u>	46.227		24.871	113.2		1:42.659
5	31.871	91.5	45.645		24.879	111.1		1:42.395	11	31.871	92.0	45.706		24.588	113.0		1:42.165
6	32.586	92.7	45.650		24.798	112.6		1:43.034	12	31.691	92.1	45.651		24.688	<u>113.7</u>		1:42.030

96 Keith Messer (B)									Vesey Ford								
lap	Sect-1	Speed	Sect-2	Speed	Sect-3	Speed	TopSpeed	laptime pit	lap	Sect-1	Speed	Sect-2	Speed	Sect-3	Speed	Topspeed	laptime pit
1	37.676	84.5	49.333		26.280	110.0		1:55.624	7	32.958	90.5	46.625		25.087	110.2		1:44.670
2	33.831	88.8	47.470		25.614	113.2		1:46.915	8	32.336	89.7	46.419		25.028	109.3		1:43.783
3	33.107	89.1	48.085		25.543	113.2		1:46.735	9	32.453	90.3	46.402		25.484	109.7		1:44.339
4	33.186	85.2	48.143		25.512	113.2		1:46.841	10	32.669	90.1	46.161		24.952	<u>113.3</u>		1:43.782
5	32.820	88.7	47.113		25.314	109.3		1:45.247	11	32.524	88.1	48.181		24.841	113.2		1:45.546
6	33.004	89.5	46.567		25.202	109.8		1:44.773	12	32.437	<u>91.9</u>	46.486		25.000	113.0		1:43.923

116 Mark Linstone (B)									Brabham BT21								
lap	Sect-1	Speed	Sect-2	Speed	Sect-3	Speed	TopSpeed	laptime pit	lap	Sect-1	Speed	Sect-2	Speed	Sect-3	Speed	Topspeed	laptime pit
1	37.473	82.2	48.719		25.506	113.7		1:54.572	5	33.748	<u>95.2</u>	48.228		25.374	113.9		1:47.350
2	33.750	87.6	48.110		25.337	113.7		1:47.197	6	33.380	87.4	48.210		25.275	112.4		1:46.865
3	33.236	88.9	48.569		25.270	<u>114.5</u>		1:47.075	7	33.954	86.3	47.797		25.319	113.3		1:47.070
4	33.641	88.6	47.912		25.379	113.9		1:46.932	8	33.705	85.3	47.996		25.481	113.2		1:47.182

189 Maurice Slotine (B)									Merlyn Mk14A								
lap	Sect-1	Speed	Sect-2	Speed	Sect-3	Speed	TopSpeed	laptime pit	lap	Sect-1	Speed	Sect-2	Speed	Sect-3	Speed	Topspeed	laptime pit
1	41.436	77.8	52.716		26.376	112.6		2:05.399	7	33.107	88.0	48.020		25.425	111.8		1:46.552
2	33.724	90.3	48.998		27.234	111.3		1:49.956	8	32.677	87.4	47.294		25.148	<u>113.3</u>		1:45.119
3	33.235	87.3	48.218		25.405	111.1		1:46.858	9	32.597	<u>91.5</u>	47.469		25.042	112.4		1:45.108
4	33.723	83.4	49.603		25.688	112.0		1:49.014	10	40.395	89.4	48.250		25.605	111.1		1:54.250
5	33.229	89.4	47.925		25.264	112.2		1:46.418	11	33.622	86.8	49.741		25.629	110.4		1:48.992
6	33.084	88.1	47.486		25.495	111.8		1:46.065	12	34.121	86.8	49.900		25.907	109.8		1:49.928

Session Start: 09:36:14 - Finish: 09:56:21
 Weather/Track Conditions: Bright/Dry
 Circuit: Brands Hatch Grand Prix Circuit
 Track Length: 3.916 Km - 2.4330 miles

'Legends of Brands Hatch' Historic Race Meeting - 1 - 3 Jul 2016

HSCC Historic Formula 3 Supported by The Cubicle Centre

Race 2 - Best Sector Times

POS	NO	DRIVER/S	Sector 1			Sector 2			Sector 3			IDEAL LAP	BEST LAP	On
			TIME	LAP	POS	TIME	LAP	POS	TIME	LAP	POS			
1	25	Andrew Hibberd	30.912	5	1	44.109	4	1	23.748	9	1	1:38.769	1:39.334	7
2	22	Simon Armer	31.582	12	6	44.345	11	3	24.047	10	3	1:39.974	1:40.106	12
3	4	James Denty	31.407	10	3	44.110	12	2	23.828	12	2	1:39.345	1:39.441	12
4	65	Peter Thompson	31.556	9	4	44.870	8	4	24.054	9	4	1:40.480	1:40.906	8
5	89	Mark Pangborn	31.561	10	5	45.241	4	7	24.556	9	9	1:41.358	1:41.872	4
6	77	Francois Derossi	31.644	7	7	45.056	5	6	24.207	4	6	1:40.907	1:41.438	4
7	82	Marcus Mussa	32.189	8	9	46.119	7	11	24.630	6	11	1:42.938	1:43.371	7
8	63	Christoph Widmer	32.298	8	11	45.439	9	8	24.539	10	8	1:42.276	1:42.788	10
9	96	Keith Messer	32.336	8	13	46.161	10	12	24.841	11	13	1:43.338	1:43.782	10
10	71	Chris Holland	32.381	8	14	46.273	7	13	24.605	7	10	1:43.259	1:43.882	7
11	1	Leif Bosson	32.318	11	12	47.411	11	15	25.071	9	15	1:44.800	1:44.916	9
12	189	Maurice Slotine	32.597	9	15	47.294	8	14	25.042	9	14	1:44.933	1:45.108	9
13	62	Geoffrey O'nion	33.731	10	18	47.644	11	16	25.595	9	18	1:46.970	1:47.610	10
14	55	Julian Maynard	33.919	9	19	48.056	9	18	25.700	8	19	1:47.675	1:47.728	9
15	2	Barry Sewell											1:49.242	8
16	30	Clas Muller	33.039	10	16	48.273	9	19	25.492	10	17	1:46.804	1:47.117	10
17	87	Peter Barclay	34.260	8	20	51.548	9	22	26.626	1	21	1:52.434	1:53.946	9
18	41	Werner Pircher	35.443	10	22	51.388	9	21	27.068	10	23	1:53.899	1:54.227	8
19	5	Jim Blockley	32.279	7	10	45.647	5	9	24.665	6	12	1:42.591	1:43.343	7
20	14	Jonathan Milicevic	31.121	8	2	45.001	5	5	24.105	8	5	1:40.227	1:40.386	8
21	16	Robert Retzlaff	35.491	10	23	50.706	9	20	25.782	10	20	1:51.979	1:52.318	10
22	46	Steve Smith	31.883	8	8	45.798	7	10	24.452	5	7	1:42.133	1:42.382	7
23	116	Mark Linstone	33.089	9	17	47.797	7	17	25.270	3	16	1:46.156	1:46.865	6
24	19	Peter Froude	34.991	2	21	52.563	1	23	26.657	1	22	1:54.211		
25	50	Jim Timms												

Session Start: 09:36:14 - Finish: 09:56:21
Weather/Track Conditions: Bright/Dry
Circuit: Brands Hatch Grand Prix Circuit
Track Length: 3.916 Km - 2.4330 miles



'Legends of Brands Hatch' Historic Race Meeting - 1 - 3 Jul 2016

HSCC Historic Formula 3 Supported by The Cubicle Centre

Race 2 - Best Sector Speeds

	NO	SECTOR 1	MPH	NO	SECTOR 2	MPH	NO	SECTOR 3	MPH
1	116	Mark Linstone	95.2		NO SPEED TRAP		4	James Denty	117.7
2	25	Andrew Hibberd	95.0				65	Peter Thompson	117.5
3	65	Peter Thompson	94.8				22	Simon Armer	117.3
4	14	Jonathan Milicevic	94.4				25	Andrew Hibberd	116.7
5	22	Simon Armer	94.3				71	Chris Holland	115.7
6	4	James Denty	93.6				46	Steve Smith	115.5
7	77	Francois Derossi	93.5				1	Leif Bosson	114.9
8	46	Steve Smith	93.4				14	Jonathan Milicevic	114.9
9	89	Mark Pangborn	93.1				63	Christoph Widmer	114.5
10	82	Marcus Mussa	93.0				116	Mark Linstone	114.5
11	63	Christoph Widmer	92.1				30	Clas Muller	114.3
12	96	Keith Messer	91.9				89	Mark Pangborn	113.7
13	5	Jim Blockley	91.7				82	Marcus Mussa	113.5
14	30	Clas Muller	91.5				96	Keith Messer	113.3
15	189	Maurice Slotine	91.5				189	Maurice Slotine	113.3
16	1	Leif Bosson	91.0				55	Julian Maynard	113.2
17	71	Chris Holland	90.5				77	Francois Derossi	112.8
18	55	Julian Maynard	89.3				62	Geoffrey O'nion	112.4
19	62	Geoffrey O'nion	88.9				16	Robert Retzlaff	110.6
20	16	Robert Retzlaff	88.2				19	Peter Froude	110.6
21	87	Peter Barclay	88.0				87	Peter Barclay	109.7
22	41	Werner Pircher	85.0				5	Jim Blockley	109.5
23	19	Peter Froude	81.2				41	Werner Pircher	108.6
24	2	Barry Sewell	0.0				2	Barry Sewell	0.0
25	50	Jim Timms	0.0				50	Jim Timms	0.0

Session Start: 09:36:14 - Finish: 09:56:21

Weather/Track Conditions: Bright/Dry

Circuit: Brands Hatch Grand Prix Circuit

Track Length: 3.916 Km - 2.4330 miles



'Legends of Brands Hatch' Historic Race Meeting - 1 - 3 Jul 2016

HSCC Historic Formula 3 Supported by The Cubicle Centre

Race 2 - Lap Chart

Lap 1			Lap 2			Lap 3			Lap 4			Lap 5			Lap 6		
NO	Behind	Laptime	NO	Behind	Laptime	NO	Behind	Laptime	NO	Behind	Laptime	NO	Behind	Laptime	NO	Behind	Laptime
22		1:46.477	25		1:41.832	25		1:39.648	25		1:39.440	25		1:39.965	25		1:40.122
4	1.288	1:47.765	22	0.291	1:43.460	22	2.207	1:41.564	4	3.994	1:41.099	4	4.815	1:40.786	16	1 LAP	1:56.110
25	1.337	1:47.814	4	0.631	1:42.512	4	2.335	1:41.352	22	4.558	1:41.791	22	5.628	1:41.035	41	1 LAP	1:57.449
77	1.975	1:48.452	77	0.993	1:42.187	89	8.117	1:43.393	89	10.549	1:41.872	65	12.949	1:41.545	4	5.649	1:40.956
82	4.568	1:51.045	89	4.372	1:42.708	65	9.061	1:43.443	65	11.369	1:41.748	89	12.979	1:42.395	22	6.354	1:40.848
89	4.833	1:51.310	65	5.266	1:43.375	82	10.401	1:44.028	82	15.044	1:44.083	82	20.950	1:45.871	65	13.819	1:40.992
65	5.060	1:51.537	82	6.021	1:44.622	5	13.341	1:43.789	5	17.862	1:43.961	77	20.953	1:42.527	89	15.891	1:43.034
5	7.264	1:53.741	5	9.200	1:45.105	77	16.393	1:55.048	77	18.391	1:41.438	5	21.369	1:43.472	77	23.596	1:42.765
116	8.095	1:54.572	116	12.123	1:47.197	46	17.727	1:44.902	46	21.444	1:43.157	46	24.591	1:43.112	82	24.257	1:43.429
46	8.986	1:55.463	46	12.473	1:46.656	116	19.550	1:47.075	116	27.042	1:46.932	96	32.663	1:45.247	5	25.189	1:43.942
96	9.147	1:55.624	96	12.893	1:46.915	96	19.980	1:46.735	96	27.381	1:46.841	116	34.427	1:47.350	46	27.236	1:42.767
71	9.642	1:56.119	71	13.451	1:46.978	71	20.352	1:46.549	71	28.125	1:47.213	71	34.948	1:46.788	96	37.314	1:44.773
55	12.190	1:58.667	63	21.885	1:46.754	63	26.699	1:44.462	63	31.789	1:44.530	63	35.447	1:43.623	63	41.054	1:45.729
30	18.244	2:04.721	55	22.309	1:53.288	189	32.919	1:46.858	1	41.882	1:47.579	14	43.212	1:41.162	116	41.170	1:46.865
63	18.300	2:04.777	189	25.709	1:49.956	1	33.743	1:47.430	14	42.015	1:43.996	1	47.820	1:45.903	71	41.649	1:46.823
189	18.922	2:05.399	1	25.961	1:49.640	55	35.442	1:52.781	189	42.493	1:49.014	189	48.946	1:46.418	14	44.057	1:40.967
62	19.315	2:05.792	62	26.704	1:50.558	62	35.688	1:48.632	62	46.500	1:50.252	62	54.590	1:48.055	1	54.443	1:46.745
1	19.490	2:05.967	14	34.965	1:46.182	14	37.459	1:42.142	55	47.375	1:51.373	55	56.828	1:49.418	189	54.889	1:46.065
19	21.039	2:07.516	87	34.982	1:56.170	2	47.023	1:50.997	2	58.519	1:50.936	2	1:08.855	1:50.301	62	1:02.680	1:48.212
87	21.981	2:08.458	2	35.674	1:55.906	87	50.751	1:55.417	87	1:07.245	1:55.934	87	1:21.954	1:54.674	55	1:05.766	1:49.060
2	22.937	2:09.414	41	48.875	2:01.522	30	1:06.465	1:55.081	30	1:18.082	1:51.057	30	1:28.350	1:50.233	2	1:18.695	1:49.962
16	28.747	2:15.224	16	49.517	2:03.939	41	1:07.502	1:58.275	16	1:25.759	1:56.695				87	1:36.718	1:54.886
41	30.522	2:16.999	30	51.032	2:15.957	16	1:08.504	1:58.635	41	1:25.907	1:57.845				30	1:37.712	1:49.484
14	31.952	2:18.429															

Session Start: 09:36:14 - Finish: 09:56:21

Weather/Track Conditions: Bright/Dry

Circuit: Brands Hatch Grand Prix Circuit

Track Length: 3.916 Km - 2.4330 miles

'Legends of Brands Hatch' Historic Race Meeting - 1 - 3 Jul 2016

HSCC Historic Formula 3 Supported by The Cubicle Centre

Race 2 - Lap Chart

Lap 7			Lap 8			Lap 9			Lap 10			Lap 11			Lap 12		
NO	Behind	Laptime	NO	Behind	Laptime	NO	Behind	Laptime	NO	Behind	Laptime	NO	Behind	Laptime	NO	Behind	Laptime
25		1:39.334	25		1:40.018	25		1:39.355	25		1:40.010	25		1:39.491	25		1:41.166
4	7.999	1:41.684	4	10.756	1:42.775	4	12.466	1:41.065	2	1 LAP	1:50.098	55	1 LAP	1:49.341	62	1 LAP	1:47.870
22	8.803	1:41.783	22	11.542	1:42.757	22	12.821	1:40.634	4	13.571	1:41.115	22	14.323	1:40.151	55	1 LAP	1:49.618
65	17.408	1:42.923	30	1 LAP	1:53.283	30	1 LAP	1:48.022	22	13.663	1:40.852	4	15.049	1:40.969	22	13.263	1:40.106
16	1 LAP	1:55.562	87	1 LAP	1:55.532	65	20.522	1:41.581	65	21.986	1:41.474	2	1 LAP	1:50.976	4	13.324	1:39.441
89	19.135	1:42.578	65	18.296	1:40.906	89	24.490	1:42.050	89	27.139	1:42.659	65	23.888	1:41.393	65	24.583	1:41.861
41	1 LAP	1:56.794	89	21.795	1:42.678	87	1 LAP	1:55.136	30	1 LAP	1:47.575	89	29.813	1:42.165	2	1 LAP	1:49.517
77	26.502	1:42.240	77	29.209	1:42.725	77	31.662	1:41.808	77	35.172	1:43.520	30	1 LAP	1:47.117	89	30.677	1:42.030
82	28.294	1:43.371	82	33.126	1:44.850	82	37.343	1:43.572	82	41.826	1:44.493	77	39.448	1:43.767	77	42.549	1:44.267
5	29.198	1:43.343	46	34.155	1:43.889	46	37.802	1:43.002	87	1 LAP	1:53.946	82	47.085	1:44.750	30	1 LAP	1:48.384
46	30.284	1:42.382	16	1 LAP	1:56.663	5	43.986	1:47.605	14	50.941	1:41.749	87	1 LAP	1:54.515	82	50.870	1:44.951
96	42.650	1:44.670	5	35.736	1:46.556	14	49.202	1:42.026	5	53.263	1:49.287	63	1:00.920	1:45.898	63	1:03.846	1:44.092
63	44.706	1:42.986	41	1 LAP	1:56.023	16	1 LAP	1:54.919	63	54.513	1:42.788	96	1:01.226	1:45.546	96	1:03.983	1:43.923
14	46.163	1:41.440	96	46.415	1:43.783	96	51.399	1:44.339	96	55.171	1:43.782	71	1:10.346	1:46.515	87	1 LAP	1:54.018
71	46.197	1:43.882	14	46.531	1:40.386	41	1 LAP	1:54.227	16	1 LAP	1:52.717	5	1:14.639	2:00.867	71	1:15.803	1:46.623
116	48.906	1:47.070	63	48.232	1:43.544	63	51.735	1:42.858	71	1:03.322	1:46.999	16	1 LAP	1:52.318	1	1:30.481	1:47.420
1	1:01.128	1:46.019	71	50.644	1:44.465	71	56.333	1:45.044	41	1 LAP	1:54.342	41	1 LAP	1:55.138	41	1 LAP	1:55.254
189	1:02.107	1:46.552	116	56.070	1:47.182	1	1:12.273	1:44.916	1	1:18.771	1:46.508	1	1:24.227	1:44.947	189	1:45.464	1:49.928
62	1:12.603	1:49.257	1	1:06.712	1:45.602	189	1:12.961	1:45.108	189	1:27.201	1:54.250	189	1:36.702	1:48.992			
55	1:14.556	1:48.124	189	1:07.208	1:45.119	62	1:29.891	1:48.238	62	1:37.491	1:47.610						
2	1:29.187	1:49.826	62	1:21.008	1:48.423	55	1:31.267	1:47.728									
			55	1:22.894	1:48.356												
			2	1:38.411	1:49.242												

Session Start: 09:36:14 - Finish: 09:56:21
Weather/Track Conditions: Bright/Dry
Circuit: Brands Hatch Grand Prix Circuit
Track Length: 3.916 Km - 2.4330 miles

'Legends of Brands Hatch' Historic Race Meeting - 1 - 3 Jul 2016

GT & Sports Car Cup Race 3 - Classification

Sheet No:

POS	NO	DRIVER/S	CLASS	CLASS POS	CAR MAKE / MODEL	TIME	LAPS	GAP	DIFF	MPH	BEST	ON
1	75	Voyazides-Hadfield	GT4	1	AC Cobra 289	50:55.317	28	-- 28 laps		80.26	1:44.328	27
2	53	Welch-Corfield	GT3	1	Austin Healey 3000	51:12.169	27	-- 27 laps	2:02.286	76.98	1:48.731	2
3	84	Read Gomm	GT4	2	Jaguar E-type	51:29.212	27	17.043	17.043	76.55	1:49.517	26
4	56	Smithies-Clarkson	GT3	2	Austin Healey 3000	51:43.990	27	31.821	14.778	76.19	1:50.698	7
5	58	Nyblaus-Welch	GT3	3	Austin Healey 3000	51:55.104	27	42.935	11.114	75.91	1:50.944	24
6	61	Bell-Orebi Gann	GT3	4	Morgan Plus 4 SLR	52:32.400	27	1:20.231	37.296	75.01	1:51.599	21
7	47	Arif-Paul	GT2	1	TVR Grantura Mk3	52:49.997	27	1:37.828	17.597	74.60	1:52.090	11
8	77	Hill-Wyndham	GT4	3	Austin Healey 3000	52:01.929	26	-- 26 laps	1:08.224	72.94	1:53.952	21
9	46	Pietro Vergnano	GT2	2	Porsche 911	52:04.507	26	2.578	2.578	72.88	1:54.395	13
10	59	Worthington-Midgley	GT3	5	Austin Healey 3000	52:04.993	26	3.064	0.486	72.87	1:54.947	11
11	12	Taylor-Tyzack	SP2	1	Kellison J4R	52:06.549	26	4.620	1.556	72.83	1:54.218	18
12	35	King-Plant	GT2	3	Morgan Plus 4 Super	52:08.848	26	6.919	2.299	72.78	1:55.498	22
13	45	Paton-McEwen	GT2	4	Porsche 911	52:09.031	26	7.102	0.183	72.77	1:54.595	22
14	68	Marc Gordon	GT3	6	Jaguar XK120	50:59.653	25	-- 25 laps	46.171	71.56	1:56.686	12
15	154	Aylett-Farrall	GT2	5	GSM Delta Coupe	51:21.761	25	22.108	22.108	71.05	1:56.378	21
16	103	Georg Nolte	GT4	4	Bizzarrini 5300	51:45.597	25	45.944	23.836	70.51	1:52.697	23
17	11	Guy Peeters	SP1	1	Lotus 11	51:54.809	25	55.156	9.212	70.30	1:52.736	17
18	92	Merry-Clayson	GT4	5	Sunbeam Tiger	51:59.337	25	59.684	4.528	70.20	1:53.977	11
19	19	Hooper-Emmerling	GT2	6	TVR Grantura Mk3	52:21.706	25	1:22.053	22.369	69.69	2:00.971	24
20	41	Montgomery B-Montgomery I	GT2	7	Morgan Plus4	52:46.615	25	1:46.962	24.909	69.15	1:57.588	12
21	8	Jason Yates	SP1	2	Lotus 11	52:28.601	21	-- 21 laps	8:15.001	58.42	2:21.912	19

----- NOT CLASSIFIED -----

DNC 57		Knight M-Knight R	GT3		Austin Healey 3000	40:33.007	20	-- 20 laps		72.00	1:55.148	9
DNC 55		Richard Collyer	GT3		Austin Healey 3000	27:42.756	14	-- 14 laps		73.74	1:56.424	8
DNC 69		Dean-Skipworth	GT3		Jaguar E-type	11:49.482	6	-- 6 laps --		74.07	1:54.323	3
DNC 80		Davies-Young	GT4		Chevrolet Corvette	7:16.954	4	-- 4 laps --		80.18	1:47.870	3

----- FASTEST LAP SUMMARY -----

NO	DRIVER/S	CLASS	CAR MAKE / MODEL	FASTEST LAP	ON	MPH
75	Voyazides-Hadfield	GT4	AC Cobra 289	1:44.328	27	83.95
53	Welch-Corfield	GT3	Austin Healey 3000	1:48.731	2	80.55
47	Arif-Paul	GT2	TVR Grantura Mk3	1:52.090	11	78.14
11	Guy Peeters	SP1	Lotus 11	1:52.736	17	77.69
12	Taylor-Tyzack	SP2	Kellison J4R	1:54.218	18	76.68

Session Start: 10:11:45 - Finish: 11:02:39
Weather/Track Conditions: Bright/Dry
Circuit: Brands Hatch Grand Prix Circuit
Track Length: 3.916 Km - 2.4330 miles

These results are provisional until the conclusion of any judicial and technical matters.

Clerk of the Course: <p style="text-align: right;">Julian Floyd</p>	Timekeeper: <p style="text-align: right;">Nick Palmer</p>	Issued at:
--	--	------------

'Legends of Brands Hatch' Historic Race Meeting - 1 - 3 Jul 2016

GT & Sports Car Cup

Race 3 - Sector Analysis

8 Jason Yates (SP1)									Lotus 11										
lap	Sect-1	Speed	Sect-2	Speed	Sect-3	Speed	TopSpeed	laptime	pit	lap	Sect-1	Speed	Sect-2	Speed	Sect-3	Speed	Topspeed	laptime	pit
1					32.995	92.4		2:28.173		12	46.197	65.7	1:04.884		34.859	85.3		2:25.940	
2	43.592	63.6	1:05.692		33.828	89.4		2:23.112		13	46.280	64.2	1:06.026		33.703	87.9		2:26.009	
3	45.374	62.9	1:06.816		34.792	86.8		2:26.982		14	46.091	66.4	1:04.681		34.464	90.1		2:25.236	
4	46.239	64.2	1:06.565		34.617	88.4		2:27.421		15	46.360	65.2	1:04.683		33.707	91.2		2:24.750	
5	46.008	67.9	1:07.615		34.350	91.2		2:27.973		16	45.786	66.3	1:06.953		34.402	87.7		2:27.141	
6	45.316	64.0	1:06.655		34.979	84.4		2:26.950		17	46.524	64.2	1:04.938		33.781	91.6		2:25.243	
7	46.203	67.9	1:05.568		33.666	93.0		2:25.437		18	46.759	64.7	1:04.065		32.985	93.5		2:23.809	
8	46.094	67.9	1:05.241		34.237	87.8		2:25.572		19	45.432	66.8	1:03.925		32.555	95.4		2:21.912	
9	46.804	65.9	1:05.762		In			3:53.525	P	20	44.216	67.9	1:04.157		33.757	90.9		2:22.130	
10	Out	66.3	1:08.044		34.273	84.2		2:32.328		21	46.149	67.5	1:03.084		33.108	93.4		2:22.341	
11	47.213	64.5	1:04.760		34.644	89.2		2:26.617		22									

11 Guy Peeters (SP1)									Lotus 11										
lap	Sect-1	Speed	Sect-2	Speed	Sect-3	Speed	TopSpeed	laptime	pit	lap	Sect-1	Speed	Sect-2	Speed	Sect-3	Speed	Topspeed	laptime	pit
1					27.881	109.5		2:05.330		14	35.917	85.9	50.935		27.162	108.6		1:54.014	
2	36.220	84.5	51.974		27.550	108.6		1:55.744		15	35.578	81.0	50.617		27.053	108.9		1:53.248	
3	36.519	82.3	51.506		27.610	107.6		1:55.635		16	36.364	82.3	50.635		26.890	109.8		1:53.889	
4	36.214	83.6	51.682		27.791	108.6		1:55.687		17	35.509	85.3	50.177		27.050	109.3		1:52.736	
5	35.915	84.6	51.552		27.491	108.1		1:54.958		18	35.960	85.1	51.804		27.451	109.1		1:55.215	
6	37.642	84.5	51.057		27.417	109.1		1:56.116		19	36.012	86.0	50.074		27.040	110.0		1:53.126	
7	36.002	86.3	50.378		27.332	109.3		1:53.712		20	35.822	85.9	51.013		26.723	110.7		1:53.558	
8	35.916	85.0	50.860		28.100	107.9		1:54.876		21	36.079	83.4	52.157		27.418	111.7		1:55.654	
9	36.573	85.0	50.883		27.449	108.6		1:54.905		22	36.604	87.2	51.116		27.332	110.6		1:55.052	
10	35.744	85.3	52.399		In			3:22.604	P	23	36.209	83.3	50.115		26.733	110.2		1:53.057	
11	Out	82.6	51.231		27.996	107.6		1:59.838		24	35.982	85.0	50.226		27.992	109.1		1:54.200	
12	36.176	84.5	50.913		27.751	109.1		1:54.840		25	35.764	84.9	50.352		27.135	108.6		1:53.251	
13	3:03.397	80.6	52.262		27.905	108.6		4:23.564	P	26									

12 Taylor-Tyzack (SP2)									Kellison J4R										
lap	Sect-1	Speed	Sect-2	Speed	Sect-3	Speed	TopSpeed	laptime	pit	lap	Sect-1	Speed	Sect-2	Speed	Sect-3	Speed	Topspeed	laptime	pit
1					26.821	118.1		2:00.184		14	37.468	83.3	52.666		27.189	115.5		1:57.323	
2	37.710	80.6	51.666		26.830	118.3		1:56.206		15	37.872	81.0	54.028		27.783	115.3		1:59.683	
3	37.458	77.4	52.205		26.935	116.9		1:56.598		16	36.979	84.9	52.037		27.160	113.5		1:56.176	
4	36.569	81.8	51.691		26.906	114.7		1:55.166		17	36.876	89.2	51.653		26.565	115.5		1:55.094	
5	36.516	84.7	51.619		27.282	113.3		1:55.417		18	36.070	83.1	51.385		26.763	116.3		1:54.218	
6	37.802	83.0	51.746		26.841	110.9		1:56.389		19	36.377	80.7	52.376		26.715	115.7		1:55.468	
7	36.498	83.9	51.536		26.785	111.5		1:54.819		20	37.638	76.0	53.441		27.190	113.7		1:58.269	
8	37.004	82.4	51.820		In			3:16.956	P	21	36.365	85.4	52.157		27.346	111.3		1:55.868	
9	Out	82.0	56.397		28.827	110.4		2:04.948		22	37.139	81.9	52.493		27.267	114.1		1:56.899	
10	37.593	83.0	53.625		28.537	101.9		1:59.755		23	38.208	80.3	52.475		26.953	110.7		1:57.636	
11	39.433	81.1	52.887		27.220	115.1		1:59.540		24	37.122	81.0	53.269		27.251	112.4		1:57.642	
12	37.192	85.8	52.679		27.116	111.3		1:56.987		25	37.267	88.0	51.468		27.159	109.5		1:55.894	
13	37.102	79.9	52.278		27.298	108.1		1:56.678		26	37.564	84.3	51.820		27.352	109.7		1:56.736	

19 Hooper-Emmerling (GT2)									TVR Grantura Mk3										
lap	Sect-1	Speed	Sect-2	Speed	Sect-3	Speed	TopSpeed	laptime	pit	lap	Sect-1	Speed	Sect-2	Speed	Sect-3	Speed	Topspeed	laptime	pit
1					29.076	101.1		2:15.182		14	Out	77.0	56.390		28.866	103.1		2:08.747	
2	39.431	75.5	56.176		29.252	101.1		2:04.859		15	39.219	79.9	55.505		28.893	103.4		2:03.617	
3	38.717	75.5	55.800		29.416	101.9		2:03.933		16	39.160	77.6	55.262		29.118	103.0		2:03.540	
4	39.169	76.0	55.586		29.183	101.9		2:03.938		17	38.844	78.4	56.241		29.189	103.4		2:04.274	
5	39.044	74.8	55.388		28.815	102.6		2:03.247		18	38.278	78.6	56.108		29.096	103.3		2:03.482	
6	38.246	78.1	54.980		29.003	103.1		2:02.229		19	39.585	78.7	55.148		28.761	103.6		2:03.494	
7	38.625	78.8	55.227		29.322	102.3		2:03.174		20	38.383	79.4	55.377		28.619	104.5		2:02.379	
8	38.253	77.4	55.178		29.174	101.7		2:02.605		21	38.134	81.6	54.717		28.789	104.5		2:01.640	
9	38.279	76.7	55.260		29.481	102.0		2:03.020		22	38.483	82.2	55.213		28.819	105.7		2:02.515	
10	38.070	79.4	53.889		29.014	103.0		2:00.973		23	39.294	79.5	53.831		28.047	105.4		2:01.172	
11	37.828	78.3	54.313		28.931	103.6		2:01.072		24	37.959	82.4	54.379		28.633	104.9		2:00.971	
12	37.559	78.2	54.542		29.400	102.6		2:01.501		25	38.154	81.8	55.543		28.587	100.5		2:02.284	
13	38.151	78.0	55.626		In			2:57.858	P	26									

Session Start: 10:11:45 - Finish: 11:02:39

Weather/Track Conditions: Bright/Dry

Circuit: Brands Hatch Grand Prix Circuit

Track Length: 3.916 Km - 2.4330 miles

'Legends of Brands Hatch' Historic Race Meeting - 1 - 3 Jul 2016

GT & Sports Car Cup

Race 3 - Sector Analysis

35 King-Plant (GT2)									Morgan Plus 4 Super Sports								
lap	Sect-1	Speed	Sect-2	Speed	Sect-3	Speed	TopSpeed	laptime pit	lap	Sect-1	Speed	Sect-2	Speed	Sect-3	Speed	Topspeed	laptime pit
1					28.623	101.6		2:09.970	14	Out	78.0	53.552		28.258	103.7		2:02.583
2	38.174	78.2	52.616		28.380	103.3		1:59.170	15	36.468	81.1	53.573		28.697	103.3		1:58.738
3	36.891	78.9	52.518		28.185	102.8		1:57.594	16	36.849	79.2	52.435		28.397	103.6		1:57.681
4	36.976	79.4	52.383		27.854	103.1		1:57.213	17	37.267	79.2	53.492		28.082	105.0		1:58.841
5	36.287	81.3	52.080		28.123	103.4		1:56.490	18	36.697	<u>86.5</u>	53.664		28.127	<u>105.2</u>		1:58.488
6	36.399	81.6	52.570		28.284	103.6		1:57.253	19	36.777	80.5	52.059		28.353	104.5		1:57.189
7	<u>35.989</u>	83.5	54.279		28.096	103.9		1:58.364	20	36.428	81.2	52.011		28.595	104.1		1:57.034
8	37.205	80.3	54.197		27.858	104.5		1:59.260	21	36.280	81.8	52.978		27.870	104.4		1:57.128
9	36.907	81.7	52.386		28.006	103.0		1:57.299	22	36.280	82.0	51.536		27.682	<u>105.2</u>		<u>1:55.498</u>
10	36.152	81.3	51.981		28.336	102.6		1:56.469	23	36.503	80.8	52.447		28.123	96.0		1:57.073
11	36.027	79.1	53.120		27.994	103.1		1:57.141	24	37.482	80.9	51.813		28.108	104.4		1:57.403
12	36.315	80.9	52.320		28.049	103.1		1:56.684	25	36.936	82.1	53.142		27.744	104.5		1:57.822
13	36.499	80.7	52.111		In			2:54.922 P	26	36.622	80.7	<u>51.300</u>		<u>27.619</u>	104.4		1:55.541

41 Montgomery B-Montgomery I (GT2)									Morgan Plus4								
lap	Sect-1	Speed	Sect-2	Speed	Sect-3	Speed	TopSpeed	laptime pit	lap	Sect-1	Speed	Sect-2	Speed	Sect-3	Speed	Topspeed	laptime pit
1					<u>28.350</u>	99.5		2:09.186	14	37.964	77.8	52.742		28.935	99.3		1:59.641
2	36.994	73.9	52.795		28.970	98.9		1:58.759	15	36.591	77.1	53.574		28.978	99.0		1:59.143
3	36.959	72.9	54.069		28.747	99.5		1:59.775	16	37.219	73.2	52.931		28.948	99.3		1:59.098
4	36.740	76.6	52.816		28.803	96.2		1:58.359	17	37.859	76.6	52.512		In			3:24.733 P
5	36.848	77.8	53.812		28.827	99.0		1:59.487	18	Out	65.1	59.941		31.147	91.9		2:21.982
6	37.853	76.9	54.889		29.565	97.9		2:02.307	19	41.344	64.9	59.708		30.386	94.0		2:11.438
7	37.286	76.3	52.829		28.756	98.6		1:58.871	20	39.555	70.8	58.166		30.173	92.2		2:07.894
8	<u>36.561</u>	<u>78.0</u>	53.013		29.178	98.1		1:58.752	21	40.999	65.7	58.600		31.473	93.3		2:11.072
9	36.835	73.8	52.747		28.834	98.1		1:58.416	22	41.989	71.1	59.201		30.239	93.1		2:11.429
10	37.461	75.7	53.938		28.673	99.0		2:00.072	23	40.264	69.5	57.410		30.326	94.8		2:08.000
11	37.059	76.9	52.522		28.712	<u>100.2</u>		1:58.293	24	39.396	69.7	57.058		29.887	94.2		2:06.341
12	36.740	77.8	<u>52.106</u>		28.742	98.7		<u>1:57.588</u>	25	39.519	69.1	57.645		30.081	89.2		2:07.245
13	37.544	76.9	52.832		28.358	99.0		1:58.734	26								

45 Paton-McEwen (GT2)									Porsche 911								
lap	Sect-1	Speed	Sect-2	Speed	Sect-3	Speed	TopSpeed	laptime pit	lap	Sect-1	Speed	Sect-2	Speed	Sect-3	Speed	Topspeed	laptime pit
1					28.129	105.2		2:08.297	14	Out	82.8	52.630		27.992	104.2		2:00.068
2	36.689	81.9	52.853		28.084	104.4		1:57.626	15	36.309	82.0	52.526		28.315	104.1		1:57.150
3	37.110	81.7	53.800		28.195	105.4		1:59.105	16	36.488	81.0	53.399		28.277	<u>106.9</u>		1:58.164
4	36.111	82.2	52.985		28.040	104.1		1:57.136	17	37.697	77.9	51.833		28.024	105.5		1:57.554
5	36.912	82.9	52.880		27.634	105.0		1:57.426	18	35.898	82.3	51.850		27.440	105.7		1:55.188
6	36.177	82.8	53.325		28.175	104.2		1:57.677	19	36.062	82.8	53.457		27.747	105.4		1:57.266
7	36.087	82.6	54.176		28.382	103.7		1:58.645	20	36.519	<u>84.0</u>	52.786		27.606	106.4		1:56.911
8	36.758	82.6	54.135		28.280	103.4		1:59.173	21	36.253	83.7	51.336		27.597	105.7		1:55.186
9	36.468	82.7	54.347		28.039	105.4		1:58.854	22	<u>35.827</u>	83.5	51.334		27.434	105.4		<u>1:54.595</u>
10	36.632	82.1	52.682		28.120	105.0		1:57.434	23	36.149	82.2	53.302		27.476	106.0		1:56.927
11	36.031	82.7	54.486		27.868	105.4		1:58.385	24	36.127	82.9	51.971		27.625	105.9		1:55.723
12	36.263	82.1	53.546		28.363	104.4		1:58.172	25	36.381	81.2	53.265		27.605	106.5		1:57.251
13	36.502	81.6	53.723		In			3:03.569 P	26	36.862	80.9	<u>51.292</u>		<u>27.395</u>	106.5		1:55.549

46 Pietro Vergnano (GT2)									Porsche 911								
lap	Sect-1	Speed	Sect-2	Speed	Sect-3	Speed	TopSpeed	laptime pit	lap	Sect-1	Speed	Sect-2	Speed	Sect-3	Speed	Topspeed	laptime pit
1					27.908	111.7		2:04.875	14	36.219	<u>89.7</u>	53.056		In			3:20.166 P
2	37.496	85.3	52.325		27.613	112.0		1:57.434	15	Out	88.6	53.164		28.901	111.7		2:01.001
3	36.843	84.2	52.009		27.647	112.0		1:56.499	16	38.206	82.2	52.910		28.124	110.9		1:59.240
4	36.976	85.6	51.768		27.539	112.4		1:56.283	17	37.375	87.0	53.130		28.032	111.1		1:58.537
5	36.284	86.4	51.384		27.534	105.2		1:55.202	18	36.911	87.6	52.788		27.932	112.0		1:57.631
6	36.477	87.7	51.402		27.480	107.0		1:55.359	19	36.596	87.2	52.250		27.559	111.8		1:56.405
7	36.721	87.6	51.150		<u>27.230</u>	108.2		1:55.101	20	36.142	88.1	53.177		27.996	112.4		1:57.315
8	36.301	84.2	50.970		27.570	108.1		1:54.841	21	36.345	87.3	51.724		28.488	112.2		1:56.557
9	36.216	86.4	51.379		27.293	108.1		1:54.888	22	36.821	87.1	52.211		28.024	112.4		1:57.056
10	<u>35.970</u>	87.7	51.076		28.015	110.0		1:55.061	23	36.263	87.8	51.699		27.727	111.8		1:55.689
11	36.231	86.5	51.043		27.914	<u>113.2</u>		1:55.188	24	36.742	88.4	52.137		27.564	112.2		1:56.443
12	36.208	88.9	51.607		27.290	112.4		1:55.105	25	43.187	87.0	51.687		27.504	112.8		2:02.378
13	36.029	88.4	<u>50.948</u>		27.418	108.8		<u>1:54.395</u>	26	36.629	87.4	51.783		27.446	111.5		1:55.858

Session Start: 10:11:45 - Finish: 11:02:39

Weather/Track Conditions: Bright/Dry

Circuit: Brands Hatch Grand Prix Circuit

Track Length: 3.916 Km - 2.4330 miles

'Legends of Brands Hatch' Historic Race Meeting - 1 - 3 Jul 2016

GT & Sports Car Cup

Race 3 - Sector Analysis

47 Arif-Paul (GT2)									TVR Grantura Mk3								
lap	Sect-1	Speed	Sect-2	Speed	Sect-3	Speed	TopSpeed	laptime pit	lap	Sect-1	Speed	Sect-2	Speed	Sect-3	Speed	Topspeed	laptime pit
1					27.392	110.2		2:00.915	15	Out	82.2	53.073		28.322	108.1		2:02.719
2	35.530	87.7	50.162		27.123	110.4		1:52.815	16	36.253	82.2	52.280		27.825	108.1		1:56.358
3	35.733	84.4	50.629		27.015	109.5		1:53.377	17	36.425	82.6	53.335		27.567	108.2		1:57.327
4	37.160	82.2	50.235		26.860	110.6		1:54.255	18	37.394	82.3	52.403		28.089	107.9		1:57.886
5	35.744	87.9	51.067		27.022	109.8		1:53.833	19	36.937	83.9	52.077		27.843	107.6		1:56.857
6	36.012	88.1	51.429		26.932	109.8		1:54.373	20	36.509	84.5	52.308		27.694	108.1		1:56.511
7	36.385	87.1	49.985		27.059	108.9		1:53.429	21	36.446	84.8	51.910		28.427	106.5		1:56.783
8	36.083	85.7	50.745		27.395	108.1		1:54.223	22	37.012	82.3	52.376		28.260	108.2		1:57.648
9	35.682	87.0	50.590		27.132	108.4		1:53.404	23	37.681	82.0	53.558		28.000	109.3		1:59.239
10	35.696	84.9	50.786		26.917	109.7		1:53.399	24	36.870	83.7	52.171		27.854	108.2		1:56.895
11	35.387	87.2	49.701		27.002	108.9		1:52.090	25	36.985	84.1	51.802		28.227	107.4		1:57.014
12	35.442	87.6	50.174		27.011	109.1		1:52.627	26	36.619	84.9	51.773		28.020	108.2		1:56.412
13	35.584	87.3	50.759		26.949	109.8		1:53.292	27	36.850	84.3	51.574		27.868	108.6		1:56.292
14	35.809	84.4	52.424		In			2:40.024	P	28							

53 Welch-Corfield (GT3)									Austin Healey 3000								
lap	Sect-1	Speed	Sect-2	Speed	Sect-3	Speed	TopSpeed	laptime pit	lap	Sect-1	Speed	Sect-2	Speed	Sect-3	Speed	Topspeed	laptime pit
1					25.957	116.7		1:52.817	15	Out	81.6	50.754		26.583	115.3		1:56.000
2	34.418	87.1	48.521		25.792	116.5		1:48.731	16	35.460	82.2	50.827		27.370	114.1		1:53.657
3	34.681	84.9	48.603		25.887	115.9		1:49.171	17	36.432	85.4	50.221		27.211	115.3		1:53.864
4	34.682	84.8	49.660		26.028	115.9		1:50.370	18	35.753	87.1	50.009		26.640	114.9		1:52.402
5	35.632	87.3	48.982		25.994	115.7		1:50.608	19	35.674	82.3	51.203		26.668	114.5		1:53.545
6	34.884	87.2	49.042		25.884	115.9		1:49.810	20	35.518	88.8	50.581		27.058	113.3		1:53.157
7	34.803	86.9	48.707		25.884	115.9		1:49.394	21	35.365	82.3	49.376		26.410	113.7		1:51.151
8	34.630	87.3	49.286		26.009	116.3		1:49.925	22	35.752	84.0	49.831		26.691	114.3		1:52.274
9	35.001	84.9	49.489		25.915	115.7		1:50.405	23	35.683	81.9	50.269		26.654	114.7		1:52.606
10	34.911	88.0	48.659		25.998	115.1		1:49.568	24	35.726	81.8	49.763		26.455	114.9		1:51.944
11	34.662	86.8	48.666		26.280	115.7		1:49.608	25	35.297	86.4	50.621		27.618	115.5		1:53.536
12	34.703	86.4	48.874		26.667	115.7		1:50.244	26	35.297	84.5	50.479		27.178	113.0		1:52.954
13	35.035	87.0	49.111		27.065	114.3		1:51.211	27	35.833	84.3	50.143		26.839	108.2		1:52.815
14	35.154	84.2	51.596		In			2:50.402	P	28							

55 Richard Collyer (GT3)									Austin Healey 3000								
lap	Sect-1	Speed	Sect-2	Speed	Sect-3	Speed	TopSpeed	laptime pit	lap	Sect-1	Speed	Sect-2	Speed	Sect-3	Speed	Topspeed	laptime pit
1					28.664	110.0		2:12.430	8	36.948	83.5	51.663		27.813	108.8		1:56.424
2	37.951	80.1	54.514		28.919	108.6		2:01.384	9	36.691	81.6	52.250		27.843	109.8		1:56.784
3	37.568	80.1	53.107		28.034	107.9		1:58.709	10	36.495	82.6	51.959		28.251	111.3		1:56.705
4	36.751	81.8	53.028		28.467	108.2		1:58.246	11	36.996	83.6	52.279		27.697	110.4		1:56.972
5	37.497	83.5	52.959		28.135	108.4		1:58.591	12	36.946	81.2	51.704		28.054	111.1		1:56.704
6	37.110	78.7	52.497		28.289	108.9		1:57.896	13	37.054	85.3	52.446		27.668	109.3		1:57.168
7	36.994	79.7	52.316		28.069	110.0		1:57.379	14	36.932	81.3	52.256		28.176	108.1		1:57.364

56 Smithies-Clarkson (GT3)									Austin Healey 3000									
lap	Sect-1	Speed	Sect-2	Speed	Sect-3	Speed	TopSpeed	laptime pit	lap	Sect-1	Speed	Sect-2	Speed	Sect-3	Speed	Topspeed	laptime pit	
1					26.520	114.3		1:55.078	15	35.883	80.7	51.295		26.723	115.5		1:53.901	
2	35.334	85.6	50.247		26.565	116.9		1:52.146	16	35.930	84.0	51.609		26.626	109.8		1:54.165	
3	35.376	86.9	49.791		26.964	116.9		1:52.131	17	35.978	82.5	52.055		27.768	114.9		1:55.801	
4	35.473	84.4	50.767		26.497	116.7		1:52.737	18	36.803	85.7	50.540		26.491	116.1		1:53.834	
5	35.649	86.1	51.036		26.377	116.1		1:53.062	19	35.654	83.5	50.999		26.629	116.1		1:53.282	
6	35.525	85.1	49.704		26.173	117.1		1:51.402	20	35.695	81.0	52.552		26.461	116.9		1:54.708	
7	35.199	87.4	49.223		26.276	116.9		1:50.698	21	36.249	82.4	52.731		26.235	117.1		1:55.215	
8	35.310	87.7	49.678		26.261	114.9		1:51.249	22	35.884	86.8	51.308		26.858	116.3		1:54.050	
9	35.345	86.1	49.919		26.118	116.9		1:51.382	23	35.885	81.4	51.287		26.906	116.5		1:54.078	
10	35.304	84.9	49.623		26.626	115.7		1:51.553	24	35.934	82.9	50.810		26.534	117.1		1:53.278	
11	35.414	87.0	50.327		26.421	114.3		1:52.162	25	36.019	85.1	50.244		26.492	117.7		1:52.755	
12	35.279	85.9	49.489		26.413	117.1		1:51.181	26	36.102	85.0	51.620		26.450	116.1		1:54.172	
13	35.485	84.7	49.808		In			2:38.979	P	27	35.733	82.9	50.256		26.639	114.5		1:52.628
14	Out	84.5	51.459		27.079	115.9		1:58.363	28									

Session Start: 10:11:45 - Finish: 11:02:39

Weather/Track Conditions: Bright/Dry

Circuit: Brands Hatch Grand Prix Circuit

Track Length: 3.916 Km - 2.4330 miles

'Legends of Brands Hatch' Historic Race Meeting - 1 - 3 Jul 2016

GT & Sports Car Cup

Race 3 - Sector Analysis

57 Knight M-Knight R (GT3)									Austin Healey 3000								
lap	Sect-1	Speed	Sect-2	Speed	Sect-3	Speed	TopSpeed	laptime pit	lap	Sect-1	Speed	Sect-2	Speed	Sect-3	Speed	Topspeed	laptime pit
1					28.131	112.8		2:07.056	11	36.670	88.6	51.364		27.428	113.9		1:55.462
2	36.947	83.1	52.944		27.796	112.2		1:57.687	12	36.787	85.3	52.318		27.378	113.3		1:56.483
3	36.801	85.8	51.880		28.300	112.8		1:56.981	13	36.843	87.4	52.096		28.237	110.9		1:57.176
4	36.438	86.0	52.030		27.443	113.5		1:55.911	14	37.482	83.7	52.582	In				3:21.229 P
5	36.464	84.5	53.061		27.182	113.3		1:56.707	15	Out	78.2	53.903		28.399	112.0		2:02.803
6	36.429	85.7	52.335		27.330	113.3		1:56.094	16	37.949	84.5	52.911		27.956	112.2		1:58.816
7	37.521	85.3	52.210		27.646	113.5		1:57.377	17	38.121	84.9	54.117		27.363	113.0		1:59.601
8	36.264	87.2	51.707		27.228	113.5		1:55.199	18	36.764	83.9	52.342		27.250	112.8		1:56.356
9	36.316	87.1	51.652		27.180	113.9		1:55.148	19	37.084	84.3	51.990		27.313	113.5		1:56.387
10	36.496	86.7	51.549		27.315	113.0		1:55.360	20	36.460	85.4	51.509		27.205	112.0		1:55.174

58 Nyblaus-Welch (GT3)									Austin Healey 3000								
lap	Sect-1	Speed	Sect-2	Speed	Sect-3	Speed	TopSpeed	laptime pit	lap	Sect-1	Speed	Sect-2	Speed	Sect-3	Speed	Topspeed	laptime pit
1					26.844	114.1		1:58.746	15	36.454	72.0	51.492		26.932	114.9		1:54.878
2	36.229	83.6	51.333		26.825	114.9		1:54.387	16	35.623	85.1	50.997		27.455	114.5		1:54.075
3	35.831	80.0	50.793		26.840	113.7		1:53.464	17	36.084	82.5	50.618		In			2:38.455 P
4	35.682	79.4	50.694		26.707	114.3		1:53.083	18	Out	85.8	49.844		26.500	111.7		1:54.342
5	35.972	79.7	52.144		26.862	114.5		1:54.978	19	35.687	82.5	50.815		27.027	114.9		1:53.529
6	37.230	80.2	51.558		26.820	115.5		1:55.608	20	35.817	84.6	50.098		27.055	113.7		1:52.970
7	36.147	82.6	50.618		27.251	115.1		1:54.016	21	36.005	83.0	50.207		26.755	112.2		1:52.967
8	36.317	81.4	51.005		26.790	112.2		1:54.112	22	35.483	79.3	50.798		26.452	112.4		1:52.733
9	36.227	81.4	50.897		26.588	114.9		1:53.712	23	35.175	84.2	49.702		26.401	113.3		1:51.278
10	36.064	84.1	50.303		26.630	114.5		1:52.997	24	34.892	86.8	49.791		26.261	112.8		1:50.944
11	36.106	81.1	51.073		26.919	113.3		1:54.098	25	35.679	83.5	50.618		26.961	113.2		1:53.258
12	36.079	85.0	50.344		26.936	111.1		1:53.359	26	35.910	83.9	49.107		26.791	112.6		1:51.808
13	36.349	84.4	51.325		26.984	110.7		1:54.658	27	35.146	84.8	50.010		26.100	112.6		1:51.256
14	36.811	77.8	51.543		27.039	112.4		1:55.393	28								

59 Worthington-Midgley (GT3)									Austin Healey 3000								
lap	Sect-1	Speed	Sect-2	Speed	Sect-3	Speed	TopSpeed	laptime pit	lap	Sect-1	Speed	Sect-2	Speed	Sect-3	Speed	Topspeed	laptime pit
1					27.467	109.8		2:05.736	14	36.687	83.2	51.736		27.178	112.6		1:55.601
2	37.488	82.4	52.581		27.035	114.9		1:57.104	15	37.072	79.1	51.958		In			3:12.756 P
3	37.344	74.7	51.982		27.088	113.9		1:56.414	16	Out	80.2	53.015		28.149	106.5		2:07.365
4	36.997	72.8	52.174		27.968	112.4		1:57.139	17	37.380	79.4	53.006		27.440	108.9		1:57.826
5	36.944	78.4	52.702		26.995	115.1		1:56.641	18	37.175	79.6	52.761		27.508	109.3		1:57.444
6	37.170	78.2	52.143		27.447	102.6		1:56.760	19	36.724	78.9	52.944		27.566	113.3		1:57.234
7	37.659	80.4	51.173		26.869	113.2		1:55.701	20	36.838	83.3	52.909		27.330	102.5		1:57.077
8	36.976	79.1	51.775		27.003	111.1		1:55.754	21	37.727	80.9	52.493		27.375	113.0		1:57.595
9	37.089	83.7	51.302		26.965	113.9		1:55.356	22	36.581	80.0	52.430		27.463	110.7		1:56.474
10	36.461	83.3	51.423		27.094	108.4		1:54.978	23	37.105	82.2	52.101		27.771	107.7		1:56.977
11	36.479	78.6	51.544		26.924	113.5		1:54.947	24	38.117	72.4	52.677		27.995	110.7		1:58.789
12	36.621	75.8	51.388		27.151	114.1		1:55.160	25	37.084	78.9	51.957		27.235	108.1		1:56.276
13	36.856	80.6	52.280		26.934	110.2		1:56.070	26	37.022	82.3	51.881		26.916	110.6		1:55.819

61 Bell-Orebi Gann (GT3)									Morgan Plus 4 SLR								
lap	Sect-1	Speed	Sect-2	Speed	Sect-3	Speed	TopSpeed	laptime pit	lap	Sect-1	Speed	Sect-2	Speed	Sect-3	Speed	Topspeed	laptime pit
1					27.655	111.7		2:01.541	15	36.121	82.7	52.383		27.077	112.2		1:55.581
2	36.819	82.0	51.475		27.307	112.2		1:55.601	16	35.272	82.9	51.184		26.876	111.3		1:53.332
3	36.206	80.5	50.994		27.062	112.0		1:54.262	17	35.197	84.7	52.058		27.321	110.4		1:54.576
4	35.550	85.0	51.250		27.085	112.0		1:53.885	18	35.365	85.0	51.690		28.253	111.3		1:55.308
5	36.026	81.4	51.165		27.344	111.7		1:54.535	19	36.043	83.2	51.267		27.031	110.7		1:54.341
6	35.611	84.6	50.856		27.386	110.7		1:53.853	20	35.005	87.0	50.770		26.817	110.7		1:52.592
7	35.579	84.3	51.065		27.083	112.8		1:53.727	21	34.800	87.0	50.019		26.780	110.6		1:51.599
8	35.650	82.3	50.570		26.988	112.2		1:53.208	22	34.965	87.2	50.758		27.007	111.3		1:52.730
9	35.278	82.8	50.278		26.556	113.0		1:52.112	23	36.714	85.7	50.869		26.759	111.5		1:54.342
10	35.774	81.9	50.657		26.558	113.3		1:52.989	24	35.220	85.4	50.366		26.707	112.4		1:52.293
11	34.808	84.8	51.275		26.680	113.0		1:52.763	25	35.521	86.1	50.366		26.828	110.7		1:52.715
12	35.391	85.0	50.035		In			2:52.632 P	26	35.587	82.7	50.451		27.177	106.2		1:53.215
13	Out	79.7	53.097		27.043	108.9		2:07.415	27	35.910	85.8	50.096		26.990	109.7		1:52.996
14	36.806	83.3	53.335		28.116	111.8		1:58.257	28								

Session Start: 10:11:45 - Finish: 11:02:39

Weather/Track Conditions: Bright/Dry

Circuit: Brands Hatch Grand Prix Circuit

Track Length: 3.916 Km - 2.4330 miles

'Legends of Brands Hatch' Historic Race Meeting - 1 - 3 Jul 2016

GT & Sports Car Cup

Race 3 - Sector Analysis

68 Marc Gordon (GT3)									Jaguar XK120								
lap	Sect-1	Speed	Sect-2	Speed	Sect-3	Speed	TopSpeed	laptime pit	lap	Sect-1	Speed	Sect-2	Speed	Sect-3	Speed	Topspeed	laptime pit
1					28.632	107.2		2:11.178	14	37.735	82.2	53.559		28.140	105.4		1:59.434
2	38.378	75.9	55.069		29.141	106.5		2:02.588	15	37.725	81.8	53.212		In			3:19.200 P
3	38.260	79.7	54.097		28.266	108.2		2:00.623	16	Out	76.5	53.165		27.947	107.2		2:01.770
4	37.484	75.1	53.940		28.405	107.4		1:59.829	17	38.069	80.9	52.528		27.986	107.7		1:58.583
5	37.315	82.3	53.851		27.988	108.1		1:59.154	18	37.803	79.3	53.151		28.024	108.1		1:58.978
6	37.292	79.1	52.725		28.740	105.9		1:58.757	19	37.063	83.2	52.414		28.378	107.7		1:57.855
7	37.118	80.2	52.867		27.961	108.4		1:57.946	20	36.909	84.2	52.755		28.287	107.7		1:57.951
8	36.913	80.9	52.691		27.852	108.6		1:57.456	21	37.300	79.1	53.180		28.130	108.2		1:58.610
9	36.758	80.0	52.799		27.967	107.9		1:57.524	22	36.822	81.3	52.867		27.693	108.1		1:57.382
10	37.167	80.4	52.657		27.999	108.6		1:57.823	23	37.147	84.5	52.522		28.006	107.7		1:57.675
11	37.306	81.6	52.835		28.133	108.2		1:58.274	24	37.084	80.3	52.424		28.029	107.7		1:57.537
12	37.002	82.8	52.065		27.619	107.9		1:56.686	25	36.979	82.0	52.502		28.360	104.5		1:57.841
13	37.702	81.4	53.152		28.145	104.7		1:58.999	26								

69 Dean-Skipworth (GT3)									Jaguar E-type								
lap	Sect-1	Speed	Sect-2	Speed	Sect-3	Speed	TopSpeed	laptime pit	lap	Sect-1	Speed	Sect-2	Speed	Sect-3	Speed	Topspeed	laptime pit
1					27.072	116.9		2:11.227	4	36.202	82.4	51.898		27.239	114.9		1:55.339
2	35.959	86.1	52.359		26.703	117.3		1:55.021	5	36.884	85.9	51.915		27.376	108.2		1:56.175
3	35.903	87.9	51.463		26.957	117.3		1:54.323	6	37.177	84.0	51.785		28.435	113.2		1:57.397

75 Voyazides-Hadfield (GT4)									AC Cobra 289								
lap	Sect-1	Speed	Sect-2	Speed	Sect-3	Speed	TopSpeed	laptime pit	lap	Sect-1	Speed	Sect-2	Speed	Sect-3	Speed	Topspeed	laptime pit
1					25.375	124.7		1:50.492	15	Out	95.8	46.964		25.800	123.1		1:48.761
2	34.222	86.7	47.745		25.161	125.8		1:47.128	16	33.400	94.2	46.933		24.940	122.2		1:45.273
3	34.281	87.8	47.985		25.230	122.9		1:47.496	17	34.372	93.3	47.275		25.100	125.8		1:46.747
4	35.557	84.4	48.076		25.813	122.0		1:49.446	18	33.247	95.8	48.099		25.222	123.3		1:46.568
5	34.688	86.5	47.963		25.321	120.4		1:47.972	19	33.421	93.8	46.739		24.693	126.3		1:44.853
6	34.610	82.4	48.391		25.947	114.7		1:48.948	20	33.211	95.4	46.447		24.684	126.6		1:44.342
7	34.861	82.2	47.980		25.121	126.1		1:47.962	21	33.824	93.1	47.728		25.364	120.9		1:46.916
8	34.324	92.2	49.359		25.511	124.5		1:49.194	22	34.262	90.1	48.652		25.809	123.8		1:48.723
9	34.291	87.8	48.190		25.275	118.3		1:47.756	23	33.702	94.2	48.422		24.878	125.6		1:47.002
10	34.614	87.0	48.043		25.669	115.1		1:48.326	24	36.187	91.0	46.905		24.769	123.3		1:47.861
11	34.314	89.5	48.445		25.463	122.4		1:48.222	25	33.147	96.6	47.334		24.940	122.2		1:45.421
12	34.611	91.1	49.147		25.638	120.7		1:49.396	26	33.223	94.0	46.771		26.121	123.8		1:46.115
13	34.504	85.8	47.672		25.357	120.9		1:47.533	27	33.232	95.6	46.432		24.664	124.2		1:44.328
14	35.190	87.2	48.332		In			2:37.102 P	28	33.241	97.0	47.078		25.115	114.5		1:45.434

77 Hill-Wyndham (GT4)									Austin Healey 3000								
lap	Sect-1	Speed	Sect-2	Speed	Sect-3	Speed	TopSpeed	laptime pit	lap	Sect-1	Speed	Sect-2	Speed	Sect-3	Speed	Topspeed	laptime pit
1					28.783	108.1		2:11.661	14	37.733	79.7	52.036		In			2:59.400 P
2	37.913	80.7	53.367		27.791	110.4		1:59.071	15	Out	79.7	51.235		27.773	110.9		1:59.532
3	37.211	73.2	52.736		27.607	107.6		1:57.554	16	36.594	78.1	52.526		27.910	114.3		1:57.030
4	37.364	76.6	53.083		27.583	106.7		1:58.030	17	36.910	83.4	53.403		27.514	113.7		1:57.827
5	37.108	81.3	53.037		28.038	110.4		1:58.183	18	36.124	84.1	51.317		27.276	110.6		1:54.717
6	38.288	77.6	54.805		27.916	107.9		2:01.009	19	36.639	83.3	51.916		27.102	112.8		1:55.657
7	37.843	78.0	52.843		27.704	109.1		1:58.390	20	36.600	81.0	51.342		27.223	113.7		1:55.165
8	38.246	81.4	52.118		27.856	110.9		1:58.220	21	36.093	82.5	50.898		26.961	114.1		1:53.952
9	37.379	78.5	52.432		27.420	108.1		1:57.231	22	36.573	84.0	51.996		27.308	114.1		1:55.877
10	37.257	77.4	53.459		27.813	108.1		1:58.529	23	36.422	81.4	51.533		27.890	113.2		1:55.845
11	37.412	82.3	52.356		27.688	109.8		1:57.456	24	37.311	85.8	50.897		27.386	112.8		1:55.594
12	37.280	80.1	51.536		27.918	105.7		1:56.734	25	36.825	85.6	50.963		27.857	110.6		1:55.645
13	37.602	77.3	53.000		27.208	103.4		1:57.810	26	36.875	80.9	51.690		27.245	105.9		1:55.810

80 Davies-Young (GT4)									Chevrolet Corvette								
lap	Sect-1	Speed	Sect-2	Speed	Sect-3	Speed	TopSpeed	laptime pit	lap	Sect-1	Speed	Sect-2	Speed	Sect-3	Speed	Topspeed	laptime pit
1					25.579	126.3		1:51.285	3	34.137	90.1	48.424		25.309	131.5		1:47.870
2	34.078	90.1	48.310		26.328	120.2		1:48.716	4	34.487	89.5	48.653		25.943	124.9		1:49.083

Session Start: 10:11:45 - Finish: 11:02:39

Weather/Track Conditions: Bright/Dry

Circuit: Brands Hatch Grand Prix Circuit

Track Length: 3.916 Km - 2.4330 miles

'Legends of Brands Hatch' Historic Race Meeting - 1 - 3 Jul 2016

GT & Sports Car Cup

Race 3 - Sector Analysis

84 Read Gomm (GT4)									Jaguar E-type								
lap	Sect-1	Speed	Sect-2	Speed	Sect-3	Speed	TopSpeed	laptime pit	lap	Sect-1	Speed	Sect-2	Speed	Sect-3	Speed	Topspeed	laptime pit
1					25.904	<u>120.2</u>		1:55.985	15	35.038	85.9	49.215		26.033	117.7		1:50.286
2	34.701	85.3	50.556		26.204	118.1		1:51.461	16	34.769	88.2	49.391		27.174	115.9		1:51.334
3	35.314	84.9	50.588		26.224	119.4		1:52.126	17	35.183	88.2	49.147		25.895	118.5		1:50.225
4	35.279	89.1	50.298		25.870	119.6		1:51.447	18	35.204	90.4	49.501		<u>25.736</u>	118.5		1:50.441
5	34.881	80.2	51.965		26.019	119.0		1:52.865	19	35.449	89.7	49.944		26.772	113.9		1:52.165
6	34.648	88.7	49.282		26.021	119.0		1:49.951	20	34.748	87.3	50.286		26.029	118.7		1:51.063
7	34.665	87.2	49.885		26.019	119.6		1:50.569	21	35.650	90.3	52.586		25.929	119.8		1:54.165
8	34.902	86.9	50.128		26.024	119.6		1:51.054	22	35.540	84.6	50.054		26.195	118.5		1:51.789
9	34.787	88.6	50.159		26.076	118.5		1:51.022	23	36.145	85.8	51.435		27.216	116.7		1:54.796
10	34.591	88.5	50.076		25.871	119.2		1:50.538	24	34.700	86.7	49.071		25.777	119.6		1:49.548
11	35.425	85.7	49.259		26.011	118.5		1:50.695	25	34.646	88.6	49.014		26.568	117.9		1:50.228
12	34.894	89.7	49.300		25.962	118.1		1:50.156	26	34.975	87.0	<u>48.728</u>		25.814	117.9		<u>1:49.517</u>
13	<u>34.565</u>	86.5	49.652		In			3:12.458 P	27	34.570	87.0	49.079		25.934	113.9		1:49.583
14	Out	<u>90.9</u>	49.012		26.004	118.1		1:53.745	28								

92 Merry-Clayson (GT4)									Sunbeam Tiger								
lap	Sect-1	Speed	Sect-2	Speed	Sect-3	Speed	TopSpeed	laptime pit	lap	Sect-1	Speed	Sect-2	Speed	Sect-3	Speed	Topspeed	laptime pit
1					27.249	112.2		2:01.865	14	37.517	76.9	53.530		In			3:02.982 P
2	36.964	81.0	51.949		26.927	<u>116.1</u>		1:55.840	15	Out	73.8	56.775		28.447	108.6		2:09.039
3	36.852	79.8	52.028		27.016	114.9		1:55.896	16	38.537	78.0	54.168		27.862	111.7		2:00.567
4	36.599	82.0	51.590		<u>26.898</u>	113.2		1:55.087	17	37.587	79.4	54.382		27.993	113.3		1:59.962
5	36.633	<u>88.7</u>	51.344		27.160	113.3		1:55.137	18	37.645	80.7	54.139		28.458	112.2		2:00.242
6	36.935	88.2	<u>50.456</u>		27.055	113.0		1:54.446	19	37.428	86.9	54.354		27.977	113.0		1:59.759
7	36.128	86.2	51.073		27.104	111.3		1:54.305	20	37.457	84.0	53.217		27.806	113.5		1:58.480
8	36.580	84.7	50.973		27.257	113.0		1:54.810	21	37.737	75.7	57.422		In			3:07.246 P
9	<u>36.050</u>	82.6	51.840		27.738	112.2		1:55.628	22	Out	53.9	In		In			2:18.873 P
10	37.093	85.2	51.417		27.160	114.3		1:55.670	23	Out	67.9	58.527		29.709	98.7		2:12.774
11	36.248	82.8	50.751		26.978	114.9		<u>1:53.977</u>	24	39.904	71.1	56.680		29.041	109.5		2:05.625
12	36.641	84.6	50.620		27.049	114.7		1:54.310	25	38.443	76.9	55.844		28.510	107.2		2:02.797
13	36.116	85.7	50.999		26.905	114.5		1:54.020	26								

103 Georg Nolte (GT4)									Bizzarrini 5300								
lap	Sect-1	Speed	Sect-2	Speed	Sect-3	Speed	TopSpeed	laptime pit	lap	Sect-1	Speed	Sect-2	Speed	Sect-3	Speed	Topspeed	laptime pit
1		80.3	59.710		31.220	106.4		3:18.363	14	37.444	86.7	53.099		28.609	111.8		1:59.152
2	39.745	81.5	56.683		30.377	108.6		2:06.805	15	37.341	86.7	53.361		In			3:25.172 P
3	38.688	81.8	54.242		27.861	115.7		2:00.791	16	Out	87.4	53.067		27.715	117.7		2:04.060
4	38.443	<u>97.6</u>	56.355		27.895	118.1		2:02.693	17	36.439	92.7	50.962		26.852	113.3		1:54.253
5	37.851	82.2	53.603		28.673	110.7		2:00.127	18	36.800	84.0	51.711		26.644	125.1		1:55.155
6	38.259	83.3	52.986		28.560	119.8		1:59.805	19	35.724	86.0	52.143		27.056	119.8		1:54.923
7	37.274	88.0	51.324		26.933	120.4		1:55.531	20	36.293	91.5	51.534		27.328	120.0		1:55.155
8	37.637	90.3	52.982		27.881	116.5		1:58.500	21	36.811	90.3	51.530		28.046	113.2		1:56.387
9	38.087	87.1	53.928		27.902	118.3		1:59.917	22	36.579	94.4	50.208		<u>26.385</u>	<u>126.1</u>		1:53.172
10	36.627	86.7	53.132		27.619	117.5		1:57.378	23	35.807	92.1	<u>50.190</u>		26.700	124.7		<u>1:52.697</u>
11	37.825	84.9	53.497		27.298	117.9		1:58.620	24	<u>35.608</u>	93.8	52.187		26.871	113.3		1:54.666
12	36.459	87.9	50.652		26.952	123.5		1:54.063	25	36.554	89.7	51.255		26.610	123.1		1:54.419
13	35.961	92.7	50.515		27.317	117.5		1:53.793	26								

Session Start: 10:11:45 - Finish: 11:02:39

Weather/Track Conditions: Bright/Dry

Circuit: Brands Hatch Grand Prix Circuit

Track Length: 3.916 Km - 2.4330 miles

'Legends of Brands Hatch' Historic Race Meeting - 1 - 3 Jul 2016

GT & Sports Car Cup

Race 3 - Sector Analysis

154 Aylett-Farrall (GT2)								GSM Delta Coupe											
lap	Sect-1	Speed	Sect-2	Speed	Sect-3	Speed	TopSpeed	laptime	pit	lap	Sect-1	Speed	Sect-2	Speed	Sect-3	Speed	Topspeed	laptime	pit
1					29.350	104.2		2:15.977		14	Out	80.0	53.114		28.345	104.4		2:04.022	
2	39.096	75.7	54.344		29.096	104.9		2:02.536		15	39.252	77.9	53.526		28.432	105.2		2:01.210	
3	38.523	75.9	54.878		29.367	103.3		2:02.768		16	37.321	79.0	53.315		29.071	104.1		1:59.707	
4	39.329	72.7	55.249		29.676	103.3		2:04.254		17	36.908	84.0	52.586		29.139	103.1		1:58.633	
5	39.174	74.3	54.755		29.256	103.9		2:03.185		18	36.799	84.2	54.957		28.452	104.7		2:00.208	
6	38.750	78.5	53.931		29.178	103.3		2:01.859		19	37.084	82.9	52.676		27.886	105.5		1:57.646	
7	39.134	76.9	55.026		28.840	103.9		2:03.000		20	36.806	82.5	52.128		28.027	104.9		1:56.961	
8	39.030	75.9	53.982		29.121	103.6		2:02.133		21	36.426	81.3	52.062		27.890	106.0		1:56.378	
9	38.086	77.8	53.749		28.717	104.4		2:00.552		22	36.908	80.9	52.635		28.052	105.5		1:57.595	
10	38.997	79.1	53.459		28.855	105.2		2:01.311		23	37.796	81.3	51.928		29.146	105.9		1:58.870	
11	38.309	74.9	53.413		28.547	104.7		2:00.269		24	36.781	82.6	52.310		28.041	105.4		1:57.132	
12	38.535	77.2	53.626		28.769	105.0		2:00.930		25	37.095	82.7	51.801		28.141	103.6		1:57.037	
13	38.277	78.5	52.970		In			2:57.588	P	26									

Session Start: 10:11:45 - Finish: 11:02:39
Weather/Track Conditions: Bright/Dry
Circuit: Brands Hatch Grand Prix Circuit
Track Length: 3.916 Km - 2.4330 miles

'Legends of Brands Hatch' Historic Race Meeting - 1 - 3 Jul 2016

GT & Sports Car Cup

Race 3 - Best Sector Times

POS	NO	DRIVER/S	Sector 1			Sector 2			Sector 3			IDEAL LAP	BEST LAP	On
			TIME	LAP	POS	TIME	LAP	POS	TIME	LAP	POS			
1	75	Voyazides-Hadfield	33.147	25	1	46.432	27	1	24.664	27	1	1:44.243	1:44.328	27
2	53	Welch-Corfield	34.418	2	3	48.521	2	3	25.792	2	4	1:48.731	1:48.731	2
3	84	Read Gomm	34.565	13	4	48.728	26	4	25.736	18	3	1:49.029	1:49.517	26
4	56	Smithies-Clarkson	35.199	7	7	49.223	7	6	26.118	9	6	1:50.540	1:50.698	7
5	58	Nyblaus-Welch	34.892	24	6	49.107	26	5	26.100	27	5	1:50.099	1:50.944	24
6	61	Bell-Orebi Gann	34.800	21	5	50.019	21	8	26.556	9	8	1:51.375	1:51.599	21
7	47	Arif-Paul	35.387	11	8	49.701	11	7	26.860	4	12	1:51.948	1:52.090	11
8	77	Hill-Wyndham	36.093	21	17	50.897	24	12	26.961	21	15	1:53.951	1:53.952	21
9	46	Pietro Vergnano	35.970	10	13	50.948	13	13	27.230	7	17	1:54.148	1:54.395	13
10	59	Worthington-Midgley	36.461	10	20	51.173	7	14	26.869	7	13	1:54.503	1:54.947	11
11	12	Taylor-Tyzack	36.070	18	16	51.385	18	18	26.565	17	9	1:54.020	1:54.218	18
12	35	King-Plant	35.989	7	14	51.300	26	16	27.619	26	20	1:54.908	1:55.498	22
13	45	Paton-McEwen	35.827	22	11	51.292	26	15	27.395	26	18	1:54.514	1:54.595	22
14	68	Marc Gordon	36.758	9	23	52.065	12	22	27.619	12	19	1:56.442	1:56.686	12
15	154	Aylett-Farrall	36.426	21	19	51.801	25	21	27.886	19	22	1:56.113	1:56.378	21
16	103	Georg Nolte	35.608	24	10	50.190	23	10	26.385	22	7	1:52.183	1:52.697	23
17	11	Guy Peeters	35.509	17	9	50.074	19	9	26.723	20	11	1:52.306	1:52.736	17
18	92	Merry-Clayson	36.050	9	15	50.456	6	11	26.898	4	14	1:53.404	1:53.977	11
19	19	Hooper-Emmerling	37.559	12	24	53.831	23	24	28.047	23	23	1:59.437	2:00.971	24
20	41	Montgomery B-Montgomery I	36.561	8	22	52.106	12	23	28.350	1	24	1:57.017	1:57.588	12
21	8	Jason Yates	43.592	2	25	1:03.084	21	25	32.555	19	25	2:19.231	2:21.912	19
22	57	Knight M-Knight R	36.264	8	18	51.364	11	17	27.180	9	16	1:54.808	1:55.148	9
23	55	Richard Collyer	36.495	10	21	51.663	8	20	27.668	13	21	1:55.826	1:56.424	8
24	69	Dean-Skipworth	35.903	3	12	51.463	3	19	26.703	2	10	1:54.069	1:54.323	3
25	80	Davies-Young	34.023	5	2	48.310	2	2	25.309	3	2	1:47.642	1:47.870	3

Session Start: 10:11:45 - Finish: 11:02:39

Weather/Track Conditions: Bright/Dry

Circuit: Brands Hatch Grand Prix Circuit

Track Length: 3.916 Km - 2.4330 miles



'Legends of Brands Hatch' Historic Race Meeting - 1 - 3 Jul 2016

GT & Sports Car Cup

Race 3 - Best Sector Speeds

	NO	SECTOR 1	MPH	NO	SECTOR 2	MPH	NO	SECTOR 3	MPH
1	103	Georg Nolte	97.6		NO SPEED TRAP		80	Davies-Young	131.5
2	75	Voyazides-Hadfield	97.0				75	Voyazides-Hadfield	126.6
3	84	Read Gomm	90.9				103	Georg Nolte	126.1
4	80	Davies-Young	90.1				84	Read Gomm	120.2
5	46	Pietro Vergnano	89.7				12	Taylor-Tyzack	118.3
6	12	Taylor-Tyzack	89.2				56	Smithies-Clarkson	117.7
7	53	Welch-Corfield	88.8				69	Dean-Skipworth	117.3
8	92	Merry-Clayson	88.7				53	Welch-Corfield	116.7
9	57	Knight M-Knight R	88.6				92	Merry-Clayson	116.1
10	47	Arif-Paul	88.1				58	Nyblaus-Welch	115.5
11	69	Dean-Skipworth	87.9				59	Worthington-Midgley	115.1
12	56	Smithies-Clarkson	87.7				77	Hill-Wyndham	114.3
13	11	Guy Peeters	87.2				57	Knight M-Knight R	113.9
14	61	Bell-Orebi Gann	87.2				61	Bell-Orebi Gann	113.3
15	58	Nyblaus-Welch	86.8				46	Pietro Vergnano	113.2
16	35	King-Plant	86.5				11	Guy Peeters	111.7
17	77	Hill-Wyndham	85.8				55	Richard Collyer	111.3
18	55	Richard Collyer	85.3				47	Arif-Paul	110.6
19	68	Marc Gordon	84.5				68	Marc Gordon	108.6
20	154	Aylett-Farrall	84.2				45	Paton-McEwen	106.9
21	45	Paton-McEwen	84.0				154	Aylett-Farrall	106.0
22	59	Worthington-Midgley	83.7				19	Hooper-Emmerling	105.7
23	19	Hooper-Emmerling	82.4				35	King-Plant	105.2
24	41	Montgomery B-Montgomery	78.0				41	Montgomery B-Montgomery	100.2
25	8	Jason Yates	68.4				8	Jason Yates	95.4

Session Start: 10:11:45 - Finish: 11:02:39

Weather/Track Conditions: Bright/Dry

Circuit: Brands Hatch Grand Prix Circuit

Track Length: 3.916 Km - 2.4330 miles



'Legends of Brands Hatch' Historic Race Meeting - 1 - 3 Jul 2016

GT & Sports Car Cup

Race 3 - Lap Chart

Lap 1			Lap 2			Lap 3			Lap 4			Lap 5			Lap 6		
NO	Behind	Laptime	NO	Behind	Laptime	NO	Behind	Laptime	NO	Behind	Laptime	NO	Behind	Laptime	NO	Behind	Laptime
75		1:50.492	75		1:47.128	75		1:47.496	75		1:49.446	75		1:47.972	75		1:48.948
80	0.793	1:51.285	80	2.381	1:48.716	103	1 LAP	2:06.805	80	2.392	1:49.083	53	9.163	1:50.608	53	10.025	1:49.810
53	2.325	1:52.817	53	3.928	1:48.731	80	2.755	1:47.870	8	1 LAP	2:26.982	84	21.350	1:52.865	84	22.353	1:49.951
56	4.586	1:55.078	56	9.604	1:52.146	53	5.603	1:49.171	53	6.527	1:50.370	56	22.620	1:53.062	56	25.074	1:51.402
84	5.493	1:55.985	84	9.826	1:51.461	56	14.239	1:52.131	103	1 LAP	2:00.791	103	1 LAP	2:02.693	103	1 LAP	2:00.127
58	8.254	1:58.746	58	15.513	1:54.387	84	14.456	1:52.126	84	16.457	1:51.447	58	32.124	1:54.978	47	38.086	1:54.373
12	9.692	2:00.184	47	16.110	1:52.815	58	21.481	1:53.464	56	17.530	1:52.737	47	32.661	1:53.833	58	38.784	1:55.608
47	10.423	2:00.915	12	18.770	1:56.206	47	21.991	1:53.377	58	25.118	1:53.083	61	37.290	1:54.535	61	42.195	1:53.853
61	11.049	2:01.541	61	19.522	1:55.601	61	26.288	1:54.262	47	26.800	1:54.255	12	41.037	1:55.417	92	46.789	1:54.446
92	11.373	2:01.865	92	20.085	1:55.840	12	27.872	1:56.598	61	30.727	1:53.885	92	41.291	1:55.137	12	48.478	1:56.389
46	14.383	2:04.875	11	23.454	1:55.744	92	28.485	1:55.896	12	33.592	1:55.166	8	1 LAP	2:27.421	11	51.988	1:56.116
11	14.838	2:05.330	46	24.689	1:57.434	11	31.593	1:55.635	92	34.126	1:55.087	11	44.820	1:54.958	46	54.170	1:55.359
59	15.244	2:05.736	59	25.220	1:57.104	46	33.692	1:56.499	11	37.834	1:55.687	46	47.759	1:55.202	69	58.000	1:57.397
57	16.564	2:07.056	57	27.123	1:57.687	59	34.138	1:56.414	46	40.529	1:56.283	69	49.551	1:56.175	59	58.312	1:56.760
45	17.805	2:08.297	45	28.303	1:57.626	69	35.455	1:54.323	69	41.348	1:55.339	59	50.500	1:56.641	57	58.954	1:56.094
41	18.694	2:09.186	69	28.628	1:55.021	57	36.608	1:56.981	59	41.831	1:57.139	57	51.808	1:56.707	45	1:05.785	1:57.677
35	19.478	2:09.970	41	30.325	1:58.759	45	39.912	1:59.105	57	43.073	1:55.911	45	57.056	1:57.426	35	1:06.208	1:57.253
68	20.686	2:11.178	35	31.520	1:59.170	35	41.618	1:57.594	45	47.602	1:57.136	35	57.903	1:56.490	77	1:14.026	2:01.009
69	20.735	2:11.227	77	33.112	1:59.071	41	42.604	1:59.775	35	49.385	1:57.213	77	1:01.965	1:58.183	55	1:15.774	1:57.896
77	21.169	2:11.661	68	36.146	2:02.588	77	43.170	1:57.554	41	51.517	1:58.359	41	1:03.032	1:59.487	41	1:16.391	2:02.307
55	21.938	2:12.430	55	36.194	2:01.384	55	47.407	1:58.709	77	51.754	1:58.030	55	1:06.826	1:58.591	68	1:20.647	1:58.757
19	24.690	2:15.182	154	40.893	2:02.536	68	49.273	2:00.623	55	56.207	1:58.246	68	1:10.838	1:59.154	8	1 LAP	2:27.973
154	25.485	2:15.977	19	42.421	2:04.859	154	56.165	2:02.768	68	59.656	1:59.829	154	1:26.186	2:03.185	154	1:39.097	2:01.859
8	37.681	2:28.173	8	1:13.665	2:23.112	19	58.858	2:03.933	154	1:10.973	2:04.254	19	1:28.625	2:03.247	19	1:41.906	2:02.229
103	1:27.871	3:18.363							19	1:13.350	2:03.938						

Session Start: 10:11:45 - Finish: 11:02:39
Weather/Track Conditions: Bright/Dry
Circuit: Brands Hatch Grand Prix Circuit
Track Length: 3.916 Km - 2.4330 miles

'Legends of Brands Hatch' Historic Race Meeting - 1 - 3 Jul 2016

GT & Sports Car Cup

Race 3 - Lap Chart

Lap 7			Lap 8			Lap 9			Lap 10			Lap 11			Lap 12		
NO	Behind	Laptime	NO	Behind	Laptime	NO	Behind	Laptime	NO	Behind	Laptime	NO	Behind	Laptime	NO	Behind	Laptime
75		1:47.962	75		1:49.194	75		1:47.756	75		1:48.326	75		1:48.222	75		1:49.396
53	11.457	1:49.394	154	1 LAP	2:03.000	53	14.837	1:50.405	68	1 LAP	1:57.524	55	1 LAP	1:56.705	35	1 LAP	1:57.141
84	24.960	1:50.569	19	1 LAP	2:03.174	154	1 LAP	2:02.133	53	16.079	1:49.568	77	1 LAP	1:58.529	45	1 LAP	1:58.385
56	27.810	1:50.698	8	2 LAPS	2:26.950	19	1 LAP	2:02.605	154	1 LAP	2:00.552	68	1 LAP	1:57.823	55	1 LAP	1:56.972
47	43.553	1:53.429	53	12.188	1:49.925	84	30.086	1:51.022	84	32.298	1:50.538	41	1 LAP	2:00.072	77	1 LAP	1:57.456
58	44.838	1:54.016	84	26.820	1:51.054	56	33.491	1:51.382	56	36.718	1:51.553	53	17.465	1:49.608	53	18.313	1:50.244
61	47.960	1:53.727	56	29.865	1:51.249	12	1 LAP	3:16.956	19	1 LAP	2:03.020	84	34.771	1:50.695	68	1 LAP	1:58.274
103	1 LAP	1:59.805	47	48.582	1:54.223	8	2 LAPS	2:25.437	12	1 LAP	2:04.948	56	40.658	1:52.162	41	1 LAP	1:58.293
92	53.132	1:54.305	58	49.756	1:54.112	47	54.230	1:53.404	47	59.303	1:53.399	154	1 LAP	2:01.311	84	35.531	1:50.156
12	55.335	1:54.819	61	51.974	1:53.208	58	55.712	1:53.712	58	1:00.383	1:52.997	19	1 LAP	2:00.973	56	42.443	1:51.181
11	57.738	1:53.712	103	1 LAP	1:55.531	61	56.330	1:52.112	61	1:00.993	1:52.989	11	1 LAP	3:22.604	154	1 LAP	2:00.269
46	1:01.309	1:55.101	92	58.748	1:54.810	103	1 LAP	1:58.500	92	1:13.964	1:55.670	47	1:03.171	1:52.090	19	1 LAP	2:01.072
59	1:06.051	1:55.701	11	1:03.420	1:54.876	92	1:06.620	1:55.628	103	1 LAP	1:59.917	12	1 LAP	1:59.755	47	1:06.402	1:52.627
57	1:08.369	1:57.377	46	1:06.956	1:54.841	11	1:10.569	1:54.905	46	1:20.823	1:55.061	61	1:05.534	1:52.763	11	1 LAP	1:59.838
45	1:16.468	1:58.645	59	1:12.611	1:55.754	46	1:14.088	1:54.888	59	1:26.863	1:54.978	58	1:06.259	1:54.098	58	1:10.222	1:53.359
35	1:16.610	1:58.364	57	1:14.374	1:55.199	59	1:20.211	1:55.356	8	2 LAPS	2:25.572	92	1:19.719	1:53.977	12	1 LAP	1:59.540
77	1:24.454	1:58.390	45	1:26.447	1:59.173	57	1:21.766	1:55.148	57	1:28.800	1:55.360	103	1 LAP	1:57.378	92	1:24.633	1:54.310
55	1:25.191	1:57.379	35	1:26.676	1:59.260	35	1:36.219	1:57.299	35	1:44.362	1:56.469	46	1:27.789	1:55.188	46	1:33.498	1:55.105
41	1:27.300	1:58.871	55	1:32.421	1:56.424	45	1:37.545	1:58.854	45	1:46.653	1:57.434	59	1:33.588	1:54.947	103	1 LAP	1:58.620
68	1:30.631	1:57.946	77	1:33.480	1:58.220	55	1:41.449	1:56.784				57	1:36.040	1:55.462	59	1:39.352	1:55.160
			41	1:36.858	1:58.752	77	1:42.955	1:57.231							8	3 LAPS	3:53.525
			68	1:38.893	1:57.456	41	1:47.518	1:58.416							57	1:43.127	1:56.483

Session Start: 10:11:45 - Finish: 11:02:39
Weather/Track Conditions: Bright/Dry
Circuit: Brands Hatch Grand Prix Circuit
Track Length: 3.916 Km - 2.4330 miles

'Legends of Brands Hatch' Historic Race Meeting - 1 - 3 Jul 2016

GT & Sports Car Cup

Race 3 - Lap Chart

Lap 13			Lap 14			Lap 15			Lap 16			Lap 17			Lap 18		
NO	Behind	Laptime	NO	Behind	Laptime	NO	Behind	Laptime	NO	Behind	Laptime	NO	Behind	Laptime	NO	Behind	Laptime
75		1:47.533	75		2:37.102	75		1:48.761	75		1:45.273	75		1:46.747	75		1:46.568
35	1 LAP	1:56.684	35	1 LAP	2:54.922	68	1 LAP	1:59.434	19	2 LAPS	2:08.747	154	2 LAPS	2:01.210	8	5 LAPS	2:26.009
45	1 LAP	1:58.172	53	35.291	2:50.402	61	1 LAP	1:58.257	61	1 LAP	1:55.581	61	1 LAP	1:53.332	68	2 LAPS	2:01.770
55	1 LAP	1:56.704	58	35.638	1:55.393	41	1 LAP	1:59.641	41	1 LAP	1:59.143	19	2 LAPS	2:03.617	47	1 LAP	1:57.327
61	1 LAP	2:52.632	12	1 LAP	1:56.678	92	1 LAP	3:02.982	92	1 LAP	2:09.039	41	1 LAP	1:59.098	61	1 LAP	1:54.576
53	21.991	1:51.211	45	1 LAP	3:03.569	8	4 LAPS	2:26.617	59	1 LAP	3:12.756	92	1 LAP	2:00.567	154	2 LAPS	1:59.707
77	1 LAP	1:56.734	56	55.150	1:58.363	46	1 LAP	3:20.166	46	1 LAP	2:01.001	53	58.031	1:53.864	19	2 LAPS	2:03.540
68	1 LAP	1:56.686	103	1 LAP	1:53.793	58	41.755	1:54.878	58	50.557	1:54.075	46	1 LAP	1:59.240	92	1 LAP	1:59.962
41	1 LAP	1:57.588	59	1:06.388	1:55.601	53	42.530	1:56.000	53	50.914	1:53.657	103	2 LAPS	3:25.172	53	1:03.865	1:52.402
154	1 LAP	2:00.930	47	1:15.083	2:40.024	35	1 LAP	2:02.583	35	1 LAP	1:58.738	59	1 LAP	2:07.365	46	1 LAP	1:58.537
47	1:12.161	1:53.292	84	1:17.099	1:53.745	57	1 LAP	3:21.229	12	1 LAP	1:59.683	35	1 LAP	1:57.681	59	1 LAP	1:57.826
11	1 LAP	1:54.840	154	1 LAP	2:57.588	12	1 LAP	1:57.323	57	1 LAP	2:02.803	12	1 LAP	1:56.176	103	2 LAPS	2:04.060
19	1 LAP	2:01.501	55	1:35.783	1:57.364	77	1 LAP	2:59.400	45	1 LAP	1:57.150	57	1 LAP	1:58.816	35	1 LAP	1:58.841
58	1:17.347	1:54.658	19	1 LAP	2:57.858	45	1 LAP	2:00.068	77	1 LAP	1:59.532	77	1 LAP	1:57.030	12	1 LAP	1:55.094
12	1 LAP	1:56.987				56	1:00.290	1:53.901	8	4 LAPS	2:25.940	56	1:18.236	1:55.801	56	1:25.502	1:53.834
92	1:31.120	1:54.020				103	1 LAP	1:59.152	56	1:09.182	1:54.165	45	1 LAP	1:58.164	77	1 LAP	1:57.827
56	1:33.889	2:38.979				11	2 LAPS	4:23.564	11	2 LAPS	1:54.014	11	2 LAPS	1:53.248	45	1 LAP	1:57.554
46	1:40.360	1:54.395				84	1:18.624	1:50.286	84	1:24.685	1:51.334	84	1:28.163	1:50.225	57	1 LAP	1:59.601
103	1 LAP	1:54.063				47	1:29.041	2:02.719	68	1 LAP	3:19.200	58	1:42.265	2:38.455	84	1:32.036	1:50.441
59	1:47.889	1:56.070				154	1 LAP	2:04.022	47	1:40.126	1:56.358				11	2 LAPS	1:53.889
57	1:52.770	1:57.176															
84	2:00.456	3:12.458															
55	2:15.521	1:57.168															
77	2:20.007	1:57.810															
68	2:26.966	1:58.999															

Session Start: 10:11:45 - Finish: 11:02:39

Weather/Track Conditions: Bright/Dry

Circuit: Brands Hatch Grand Prix Circuit

Track Length: 3.916 Km - 2.4330 miles

'Legends of Brands Hatch' Historic Race Meeting - 1 - 3 Jul 2016

GT & Sports Car Cup

Race 3 - Lap Chart

Lap 19			Lap 20			Lap 21			Lap 22			Lap 23			Lap 24		
NO	Behind	Laptime	NO	Behind	Laptime	NO	Behind	Laptime	NO	Behind	Laptime	NO	Behind	Laptime	NO	Behind	Laptime
75		1:44.853	75		1:44.342	75		1:46.916	75		1:48.723	75		1:47.002	75		1:47.861
58	1 LAP	1:54.342	58	1 LAP	1:53.529	35	2 LAPS	1:57.189	46	2 LAPS	1:57.315	19	3 LAPS	2:02.379	84	1 LAP	1:54.796
68	2 LAPS	1:58.583	47	1 LAP	1:56.857	77	2 LAPS	1:55.657	56	1 LAP	1:55.215	103	3 LAPS	1:55.155	103	3 LAPS	1:56.387
47	1 LAP	1:57.886	68	2 LAPS	1:58.978	45	2 LAPS	1:57.266	59	2 LAPS	1:57.077	84	1 LAP	1:51.789	56	1 LAP	1:54.078
41	2 LAPS	3:24.733	61	1 LAP	1:54.341	11	3 LAPS	1:55.215	84	1 LAP	1:54.165	56	1 LAP	1:54.050	41	3 LAPS	2:11.072
61	1 LAP	1:55.308	154	2 LAPS	2:00.208	57	2 LAPS	1:56.387	12	2 LAPS	1:58.269	46	2 LAPS	1:56.557	46	2 LAPS	1:57.056
154	2 LAPS	1:58.633	41	2 LAPS	2:21.982	58	1 LAP	1:52.970	35	2 LAPS	1:57.034	59	2 LAPS	1:57.595	19	3 LAPS	2:01.640
8	5 LAPS	2:25.236	53	1:21.372	1:53.157	47	1 LAP	1:56.511	77	2 LAPS	1:55.165	12	2 LAPS	1:55.868	59	2 LAPS	1:56.474
19	2 LAPS	2:04.274	8	5 LAPS	2:24.750	68	2 LAPS	1:57.855	11	3 LAPS	1:53.126	77	2 LAPS	1:53.952	12	2 LAPS	1:56.899
53	1:12.557	1:53.545	19	2 LAPS	2:03.482	61	1 LAP	1:52.592	57	2 LAPS	1:55.174	11	3 LAPS	1:53.558	77	2 LAPS	1:55.877
92	1 LAP	2:00.242	92	1 LAP	1:59.759	154	2 LAPS	1:57.646	8	6 LAPS	2:27.141	35	2 LAPS	1:57.128	11	3 LAPS	1:55.654
46	1 LAP	1:57.631	46	1 LAP	1:56.405	41	2 LAPS	2:11.438	45	2 LAPS	1:56.911	45	2 LAPS	1:55.186	35	2 LAPS	1:55.498
59	1 LAP	1:57.444	103	2 LAPS	1:55.155	53	1:25.607	1:51.151	58	1 LAP	1:52.967	58	1 LAP	1:52.733	45	2 LAPS	1:54.595
103	2 LAPS	1:54.253	59	1 LAP	1:57.234	19	2 LAPS	2:03.494	47	1 LAP	1:56.783	8	6 LAPS	2:25.243	58	1 LAP	1:51.278
12	1 LAP	1:54.218	12	1 LAP	1:55.468	92	1 LAP	1:58.480	68	2 LAPS	1:57.951	47	1 LAP	1:57.648	61	1 LAP	1:54.342
56	1:33.931	1:53.282	56	1:44.297	1:54.708	103	2 LAPS	1:54.923	61	1 LAP	1:51.599	61	1 LAP	1:52.730	47	1 LAP	1:59.239
35	1 LAP	1:58.488	84	1:46.069	1:51.063				154	2 LAPS	1:56.961	68	2 LAPS	1:58.610	68	2 LAPS	1:57.382
77	1 LAP	1:54.717							53	1:29.158	1:52.274	92	2 LAPS	3:07.246	8	6 LAPS	2:23.809
84	1:39.348	1:52.165							41	2 LAPS	2:07.894	154	2 LAPS	1:56.378	154	2 LAPS	1:57.595
45	1 LAP	1:55.188										53	1:34.762	1:52.606	53	1:38.845	1:51.944
57	1 LAP	1:56.356													92	2 LAPS	2:18.873
11	2 LAPS	1:52.736															

Session Start: 10:11:45 - Finish: 11:02:39
Weather/Track Conditions: Bright/Dry
Circuit: Brands Hatch Grand Prix Circuit
Track Length: 3.916 Km - 2.4330 miles

'Legends of Brands Hatch' Historic Race Meeting - 1 - 3 Jul 2016

GT & Sports Car Cup

Race 3 - Lap Chart

Lap 25			Lap 26			Lap 27			Lap 28		
NO	Behind	Laptime	NO	Behind	Laptime	NO	Behind	Laptime	NO	Behind	Laptime
75		1:45.421	75		1:46.115	75		1:44.328	75		1:45.434
84	1 LAP	1:49.548	53	1 LAP	1:53.536	53	1 LAP	1:52.954	68	3 LAPS	1:57.841
103	3 LAPS	1:53.172	154	3 LAPS	1:58.870	154	3 LAPS	1:57.132	53	1 LAP	1:52.815
56	1 LAP	1:53.278	8	7 LAPS	2:21.912	84	1 LAP	1:49.517	154	3 LAPS	1:57.037
46	2 LAPS	1:55.689	84	1 LAP	1:50.228	103	3 LAPS	1:54.666	84	1 LAP	1:49.583
59	2 LAPS	1:56.977	92	3 LAPS	2:12.774	56	1 LAP	1:54.172	56	1 LAP	1:52.628
11	3 LAPS	1:55.052	103	3 LAPS	1:52.697	92	3 LAPS	2:05.625	103	3 LAPS	1:54.419
77	2 LAPS	1:55.845	56	1 LAP	1:52.755	11	3 LAPS	1:54.200	11	3 LAPS	1:53.251
12	2 LAPS	1:57.636	46	2 LAPS	1:56.443	58	1 LAP	1:51.808	58	1 LAP	1:51.256
19	3 LAPS	2:02.515	11	3 LAPS	1:53.057	77	2 LAPS	1:55.645	92	3 LAPS	2:02.797
35	2 LAPS	1:57.073	77	2 LAPS	1:55.594	8	7 LAPS	2:22.130	77	2 LAPS	1:55.810
58	1 LAP	1:50.944	58	1 LAP	1:53.258	46	2 LAPS	2:02.378	46	2 LAPS	1:55.858
45	2 LAPS	1:56.927	59	2 LAPS	1:58.789	59	2 LAPS	1:56.276	59	2 LAPS	1:55.819
41	3 LAPS	2:11.429	12	2 LAPS	1:57.642	12	2 LAPS	1:55.894	12	2 LAPS	1:56.736
61	1 LAP	1:52.293	35	2 LAPS	1:57.403	35	2 LAPS	1:57.822	35	2 LAPS	1:55.541
47	1 LAP	1:56.895	45	2 LAPS	1:55.723	45	2 LAPS	1:57.251	45	2 LAPS	1:55.549
68	2 LAPS	1:57.675	19	3 LAPS	2:01.172	19	3 LAPS	2:00.971	19	3 LAPS	2:02.284
			41	3 LAPS	2:08.000	41	3 LAPS	2:06.341	8	7 LAPS	2:22.341
			61	1 LAP	1:52.715	61	1 LAP	1:53.215	61	1 LAP	1:52.996
			47	1 LAP	1:57.014	47	1 LAP	1:56.412	41	3 LAPS	2:07.245
			68	2 LAPS	1:57.537				47	1 LAP	1:56.292

Session Start: 10:11:45 - Finish: 11:02:39
Weather/Track Conditions: Bright/Dry
Circuit: Brands Hatch Grand Prix Circuit
Track Length: 3.916 Km - 2.4330 miles

'Legends of Brands Hatch' Historic Race Meeting - 1 - 3 Jul 2016

HSCC Classic Formula 3 supported by MB Wheels

Race 4 - Classification

Sheet No:

POS	NO	DRIVER/S	CLASS	CLASS POS	CAR MAKE / MODEL	TIME	LAPS	GAP	DIFF	MPH	BEST	ON
1	80	Valerio Leone	FR3	1	March 783	21:52.635	14	-- 14 laps		93.42	1:32.078	8
2	20	Gaius Ghinn	A	1	Ralt RT3	21:54.620	14	1.985	1.985	93.27	1:32.214	14
3	77	Ian Flux	A	2	March 783	21:55.064	14	2.429	0.444	93.24	1:32.139	14
4	1	Maxim Bartell	A	3	Chevron B34	21:55.872	14	3.237	0.808	93.19	1:32.272	8
5	21	Fred Lajoux	FR3	2	Chevron B43	21:56.619	14	3.984	0.747	93.13	1:32.264	10
6	7	Richard Trott	A	4	Chevron B43	22:04.651	14	12.016	8.032	92.57	1:32.717	10
7	2	Eric Martin	FR3	3	Martini MK39	22:07.322	14	14.687	2.671	92.38	1:33.240	12
8	52	Fabrice Notari	FR3	4	Ralt RT3	22:11.521	14	18.886	4.199	92.09	1:32.996	13
9	81	Davide Leone	FR3	5	Ralt RT3	22:16.687	14	24.052	5.166	91.73	1:33.400	12
10	33	Pascal Gerbout	FR3	6	Ralt RT3	22:17.249	14	24.614	0.562	91.70	1:33.286	12
11	8	Cameron Jackson	A	5	March 813	22:29.153	14	36.518	11.904	90.89	1:34.167	13
12	217	Tom Olsen	A	6	Martini MK39	22:32.856	14	40.221	3.703	90.64	1:33.389	9
13	9	Ian Pearson	D	1	Van Diemen RF83	22:38.693	14	46.058	5.837	90.25	1:34.769	10
14	22	Laurent Vallery-Masson	FR3	7	Ralt RT3	22:45.495	14	52.860	6.802	89.80	1:34.525	11
15	122	Geoffrey Hoodless	A	7	March 813	22:46.723	14	54.088	1.228	89.72	1:35.535	11
16	47	Adrian Langridge	B	1	Dastle Mk10	23:03.237	14	1:10.602	16.514	88.64	1:36.499	13
17	58	Pat Gormley	A	8	Safir RJF3	23:05.737	14	1:13.102	2.500	88.48	1:36.498	11
18	29	Jonathan Price	A	9	March 783	23:11.516	14	1:18.881	5.779	88.12	1:37.159	7
19	11	Bruno Huber	A	10	Argo JM1	23:25.367	14	1:32.732	13.851	87.25	1:37.231	6
20	70	Richard Smeeton	A	11	Modus M1	23:28.466	14	1:35.831	3.099	87.06	1:37.710	12
21	63	Matthew Sturmer	A	12	Ralt RT3	22:00.832	13	-- 13 laps	11.975	86.20	1:36.107	7
22	27	Glenn Eagling	B	2	Ensign LNF3	22:03.213	13	2.381	2.381	86.05	1:39.332	4
23	130	Gianpolo Poffe	FR3	9	March 773	22:09.774	13	8.942	6.561	85.62	1:38.682	11
24	193	Rudolf Ernst	A	13	Ralt RT1	22:12.287	13	11.455	2.513	85.46	1:39.658	10
25	28	Nick Taylor	A	14	Chevron B38	22:12.997	13	12.165	0.710	85.41	1:39.714	10
26	301	Marco Fumagalli	B	3	GRD F373	22:14.110	13	13.278	1.113	85.35	1:39.064	4
27	145	Robert Pearson	D	2	Van Diemen RF82	22:21.174	13	20.342	7.064	84.90	1:40.477	12
28	69	Albert Clements	B	4	Lotus 69	23:10.241	13	1:09.409	49.067	81.90	1:44.062	11
29	93	Angela Grasso	FR3	11	Ralt RT1	23:23.684	12	-- 12 laps	1:58.583	74.88	1:50.398	2
----- NOT CLASSIFIED -----												
DNF	25	Bernard Honnorat	FR3		Ralt RT3	20:52.474	13	-- 13 laps		90.91	1:34.757	5
DNF	55	Francesco Macri	FR3		Ralt RT3	20:10.221	12	-- 12 laps	53.652	86.84	1:37.196	12
DNF	17	Chris Lord	D		Van Diemen RF82	13:35.871	8	-- 8 laps --	1.188	85.88	1:37.471	5
DNF	3	David Shaw	A		Ralt RT1	11:03.248	7	-- 7 laps --		92.44	1:32.543	7
DNF	214	Christian Olsen	A		Martini MK39	11:08.282	7	5.034	5.034	91.74	1:33.013	6
DNF	51	Jennifer Ridgway	A		Reynard SF78	11:58.400	7	55.152	50.118	85.34	1:38.849	6
DNF	15	Mick Whitehead	C		Reynard SF79	10:16.321	6	-- 6 laps --		85.26	1:38.766	4
DNF	82	Paul Smith	A		Ralt RT3	8:15.308	5	-- 5 laps --		88.41	1:35.747	4
DNF	30	Paul Dibden	A		Argo JM6							

Session Start: 11:18:33 - Finish: 11:40:24

Weather/Track Conditions: Bright/Dry

Circuit: Brands Hatch Grand Prix Circuit

Track Length: 3.916 Km - 2.4330 miles

These results are provisional until the conclusion of any judicial and technical matters.

Clerk of the Course: Julian Floyd	Timekeeper: Nick Palmer	Issued at:
--	--------------------------------	------------

'Legends of Brands Hatch' Historic Race Meeting - 1 - 3 Jul 2016

HSCC Classic Formula 3 supported by MB Wheels

Race 4 - Classification

Sheet No:

----- FASTEST LAP SUMMARY -----

NO	DRIVER/S	CLASS	CAR MAKE / MODEL	FASTEST LAP	ON	MPH
80	Valerio Leone	FR3	March 783	1:32.078	8	95.12
77	Ian Flux	A	March 783	1:32.139	14	95.06
9	Ian Pearson	D	Van Diemen RF83	1:34.769	10	92.42
47	Adrian Langridge	B	Dastle Mk10	1:36.499	13	90.77
15	Mick Whitehead	C	Reynard SF79	1:38.766	4	88.68

Session Start: 11:18:33 - Finish: 11:40:24
Weather/Track Conditions: Bright/Dry
Circuit: Brands Hatch Grand Prix Circuit
Track Length: 3.916 Km - 2.4330 miles

These results are provisional until the conclusion of any judicial and technical matters.

Clerk of the Course:

Julian Floyd

Timekeeper:

Nick Palmer

Issued at:

'Legends of Brands Hatch' Historic Race Meeting - 1 - 3 Jul 2016

HSCC Classic Formula 3 supported by MB Wheels

Race 4 - Sector Analysis

1 Maxim Bartell (A)									Chevron B34								
lap	Sect-1	Speed	Sect-2	Speed	Sect-3	Speed	TopSpeed	laptime pit	lap	Sect-1	Speed	Sect-2	Speed	Sect-3	Speed	Topspeed	laptime pit
1					22.945	122.2		1:43.179	8	29.185	100.8	40.911		22.176	124.5		1:32.272
2	29.925	100.6	42.369		22.924	123.5		1:35.218	9	29.703	100.0	41.475		22.254	124.7		1:33.432
3	30.065	98.0	42.271		22.491	124.2		1:34.827	10	29.212	101.9	41.127		22.340	123.5		1:32.679
4	29.713	98.9	41.683		22.401	124.0		1:33.797	11	29.228	100.9	40.770		22.346	124.7		1:32.344
5	29.509	101.1	41.746		22.288	124.0		1:33.543	12	29.349	102.2	41.786		23.427	122.4		1:34.562
6	29.122	100.8	40.911		22.402	123.8		1:32.435	13	29.225	102.5	40.974		22.225	124.0		1:32.424
7	29.239	100.9	40.911		22.287	124.9		1:32.437	14	29.741	100.9	40.834		22.148	123.5		1:32.723

2 Eric Martin (FR3)									Martini MK39								
lap	Sect-1	Speed	Sect-2	Speed	Sect-3	Speed	TopSpeed	laptime pit	lap	Sect-1	Speed	Sect-2	Speed	Sect-3	Speed	Topspeed	laptime pit
1					22.756	120.9		1:43.528	8	29.334	98.3	41.501		22.613	121.3		1:33.448
2	30.575	99.5	42.982		22.884	121.1		1:36.441	9	29.487	99.5	41.910		22.716	121.1		1:34.113
3	29.705	100.5	42.739		22.745	121.8		1:35.189	10	29.274	100.6	41.554		22.624	121.1		1:33.452
4	29.542	99.2	41.782		22.473	122.4		1:33.797	11	29.347	100.2	41.422		22.474	122.0		1:33.243
5	29.516	101.3	41.639		22.608	123.1		1:33.763	12	29.344	100.0	41.265		22.631	121.5		1:33.240
6	29.787	101.3	41.884		22.744	121.3		1:34.415	13	29.513	100.0	41.543		23.128	121.8		1:34.184
7	29.461	98.3	41.538		22.586	121.5		1:33.585	14	29.985	99.2	42.228		22.711	121.3		1:34.924

3 David Shaw (A)									Ralt RT1								
lap	Sect-1	Speed	Sect-2	Speed	Sect-3	Speed	TopSpeed	laptime pit	lap	Sect-1	Speed	Sect-2	Speed	Sect-3	Speed	Topspeed	laptime pit
1					23.394	119.8		1:41.421	5	29.333	100.8	40.853		22.420	122.9		1:32.606
2	30.074	99.9	42.191		22.950	120.7		1:35.215	6	29.160	101.1	40.995		23.385	121.5		1:33.540
3	29.575	99.5	41.868		23.024	120.7		1:34.467	7	29.462	100.2	40.703		22.378	122.9		1:32.543
4	29.804	99.2	40.945		22.707	121.5		1:33.456	8								

7 Richard Trott (A)									Chevron B43								
lap	Sect-1	Speed	Sect-2	Speed	Sect-3	Speed	TopSpeed	laptime pit	lap	Sect-1	Speed	Sect-2	Speed	Sect-3	Speed	Topspeed	laptime pit
1					22.961	121.8		1:42.134	8	29.645	99.3	41.415		22.536	122.2		1:33.596
2	30.550	100.8	42.607		22.835	123.3		1:35.992	9	29.248	101.3	41.710		22.747	120.7		1:33.705
3	30.215	99.5	42.081		22.573	122.4		1:34.869	10	29.169	101.3	41.063		22.485	120.7		1:32.717
4	29.584	98.9	41.836		23.047	121.8		1:34.467	11	29.703	99.6	41.544		22.836	120.7		1:34.083
5	29.661	100.0	42.571		22.616	122.6		1:34.848	12	29.358	99.6	41.149		23.293	118.3		1:33.800
6	29.782	100.8	41.329		22.827	120.9		1:33.938	13	29.357	99.8	41.195		22.838	120.7		1:33.390
7	29.404	100.5	41.137		22.720	121.3		1:33.261	14	29.721	99.5	41.612		22.518	120.2		1:33.851

8 Cameron Jackson (A)									March 813								
lap	Sect-1	Speed	Sect-2	Speed	Sect-3	Speed	TopSpeed	laptime pit	lap	Sect-1	Speed	Sect-2	Speed	Sect-3	Speed	Topspeed	laptime pit
1					23.357	119.2		1:46.716	8	30.009	97.9	41.978		22.841	118.7		1:34.828
2	30.743	95.5	43.551		22.950	119.0		1:37.244	9	30.445	98.4	42.688		23.021	117.7		1:36.154
3	29.690	98.2	42.710		22.737	119.4		1:35.137	10	30.748	98.6	42.686		23.055	118.3		1:36.489
4	29.633	97.6	42.061		23.706	115.5		1:35.400	11	29.925	99.0	41.972		22.809	118.5		1:34.706
5	31.227	98.2	42.321		22.699	119.6		1:36.247	12	29.759	99.3	44.411		22.792	118.5		1:36.962
6	30.329	98.7	42.220		22.671	119.2		1:35.220	13	29.735	98.0	41.808		22.624	119.0		1:34.167
7	29.868	99.2	42.063		22.639	120.2		1:34.570	14	30.371	99.0	41.955		22.987	113.7		1:35.313

9 Ian Pearson (D)									Van Diemen RF83								
lap	Sect-1	Speed	Sect-2	Speed	Sect-3	Speed	TopSpeed	laptime pit	lap	Sect-1	Speed	Sect-2	Speed	Sect-3	Speed	Topspeed	laptime pit
1					23.539	118.3		1:48.495	8	30.414	94.7	42.345		22.933	117.9		1:35.692
2	30.458	95.6	43.075		23.609	117.5		1:37.142	9	30.145	96.1	42.190		23.133	117.5		1:35.468
3	30.840	95.6	42.802		23.336	117.5		1:36.978	10	30.016	95.4	41.979		22.774	117.9		1:34.769
4	30.602	93.9	42.409		22.953	117.7		1:35.964	11	30.062	96.2	43.749		22.883	117.9		1:36.694
5	30.432	95.2	42.679		23.924	117.1		1:37.035	12	29.997	95.0	43.491		22.880	118.1		1:36.368
6	30.329	96.7	42.620		22.914	117.5		1:35.863	13	30.027	95.9	42.579		22.730	118.3		1:35.336
7	30.301	94.6	43.839		23.023	117.9		1:37.163	14	30.317	96.3	41.984		23.425	117.9		1:35.726

Session Start: 11:18:33 - Finish: 11:40:24
Weather/Track Conditions: Bright/Dry
Circuit: Brands Hatch Grand Prix Circuit
Track Length: 3.916 Km - 2.4330 miles

'Legends of Brands Hatch' Historic Race Meeting - 1 - 3 Jul 2016

HSCC Classic Formula 3 supported by MB Wheels

Race 4 - Sector Analysis

11 Bruno Huber (A)									Argo JM1								
lap	Sect-1	Speed	Sect-2	Speed	Sect-3	Speed	TopSpeed	laptime pit	lap	Sect-1	Speed	Sect-2	Speed	Sect-3	Speed	Topspeed	laptime pit
1					23.552	120.4		1:54.995	8	31.965	98.2	46.068		23.748	122.4		1:41.781
2	32.127	98.4	44.340		23.491	122.6		1:39.958	9	31.594	99.0	44.309		23.619	122.4		1:39.522
3	31.323	97.0	44.181		23.599	119.2		1:39.103	10	31.498	98.3	44.029		23.475	122.0		1:39.002
4	31.615	98.2	43.778		23.501	120.7		1:38.894	11	31.470	98.4	44.634		23.583	122.0		1:39.687
5	31.587	98.0	44.595		23.467	122.6		1:39.649	12	31.780	96.7	43.690		23.303	122.4		1:38.773
6	30.740	99.0	43.303		23.188	122.6		1:37.231	13	32.175	97.4	43.823		23.437	121.3		1:39.435
7	31.155	98.7	43.400		23.464	122.9		1:38.019	14	31.958	95.6	43.921		23.439	122.9		1:39.318

15 Mick Whitehead (C)									Reynard SF79								
lap	Sect-1	Speed	Sect-2	Speed	Sect-3	Speed	TopSpeed	laptime pit	lap	Sect-1	Speed	Sect-2	Speed	Sect-3	Speed	Topspeed	laptime pit
1					24.069	118.3		1:54.790	4	30.954	96.6	44.168		23.644	119.2		1:38.766
2	31.352	94.8	44.009		23.794	119.2		1:39.155	5	31.577	95.6	45.459		23.729	118.5		1:40.765
3	31.726	95.8	44.251		23.951	118.5		1:39.928	6	32.652	95.9	45.557		24.708	117.1		1:42.917

17 Chris Lord (D)									Van Diemen RF82								
lap	Sect-1	Speed	Sect-2	Speed	Sect-3	Speed	TopSpeed	laptime pit	lap	Sect-1	Speed	Sect-2	Speed	Sect-3	Speed	Topspeed	laptime pit
1					23.618	116.5		1:52.668	5	30.304	96.6	43.678		23.489	116.5		1:37.471
2	30.912	96.5	44.106		23.438	117.1		1:38.456	6	30.502	94.4	44.795		23.293	117.1		1:38.590
3	30.558	95.5	44.309		23.513	116.9		1:38.380	7	30.371	96.5	43.828		23.306	117.3		1:37.505
4	30.537	95.2	44.138		23.364	116.9		1:38.039	8	31.582	95.4	54.604		28.576	115.3		1:54.762

20 Gaius Ghinn (A)									Ralt RT3								
lap	Sect-1	Speed	Sect-2	Speed	Sect-3	Speed	TopSpeed	laptime pit	lap	Sect-1	Speed	Sect-2	Speed	Sect-3	Speed	Topspeed	laptime pit
1					23.030	121.3		1:41.508	8	29.232	100.3	40.944		22.132	122.4		1:32.308
2	30.361	98.2	42.899		22.622	121.3		1:35.882	9	29.941	100.3	41.212		22.362	121.8		1:33.515
3	29.979	99.2	41.728		22.606	120.9		1:34.313	10	29.598	100.0	40.970		22.218	121.5		1:32.786
4	29.894	100.5	41.477		22.374	122.0		1:33.745	11	29.176	101.3	40.734		22.693	120.4		1:32.603
5	29.345	100.9	41.015		22.509	121.8		1:32.869	12	29.207	100.9	42.213		22.586	120.9		1:34.006
6	29.190	100.9	41.412		22.770	121.3		1:33.372	13	29.277	111.8	41.348		22.162	122.0		1:32.787
7	29.296	100.5	41.162		22.254	122.0		1:32.712	14	29.379	100.6	40.628		22.207	120.4		1:32.214

21 Fred Lajoux (FR3)									Chevron B43								
lap	Sect-1	Speed	Sect-2	Speed	Sect-3	Speed	TopSpeed	laptime pit	lap	Sect-1	Speed	Sect-2	Speed	Sect-3	Speed	Topspeed	laptime pit
1					23.264	122.0		1:43.249	8	29.148	102.5	40.914		22.325	124.9		1:32.387
2	30.614	100.6	42.032		22.883	124.5		1:35.529	9	29.337	103.7	41.434		22.267	124.9		1:33.038
3	30.078	101.6	42.494		22.607	125.4		1:35.179	10	29.180	104.1	40.757		22.327	123.8		1:32.264
4	29.591	101.6	41.586		22.472	126.1		1:33.649	11	29.186	104.2	40.896		22.273	125.1		1:32.355
5	29.778	102.6	41.616		22.392	124.5		1:33.786	12	29.267	103.6	40.803		23.340	125.1		1:33.410
6	29.464	103.3	41.148		22.597	123.5		1:33.209	13	29.504	104.4	41.086		22.372	125.6		1:32.962
7	29.487	101.9	41.084		22.272	124.7		1:32.843	14	29.695	102.0	40.720		22.344	126.1		1:32.759

22 Laurent Vallery-Masson (FR3)									Ralt RT3								
lap	Sect-1	Speed	Sect-2	Speed	Sect-3	Speed	TopSpeed	laptime pit	lap	Sect-1	Speed	Sect-2	Speed	Sect-3	Speed	Topspeed	laptime pit
1					23.342	121.1		1:55.753	8	30.449	99.0	42.384		22.615	122.4		1:35.448
2	30.524	98.3	44.347		23.468	118.5		1:38.339	9	30.397	98.9	42.870		22.724	121.8		1:35.991
3	30.542	98.3	43.359		23.385	122.2		1:37.286	10	30.116	99.8	42.564		22.599	122.9		1:35.279
4	29.950	98.0	43.864		23.645	118.3		1:37.459	11	29.877	100.0	42.095		22.553	122.9		1:34.525
5	30.949	97.7	43.342		22.848	121.5		1:37.139	12	29.976	100.8	42.312		22.523	122.9		1:34.811
6	29.687	96.7	43.361		22.986	121.3		1:36.034	13	30.609	96.6	42.794		22.973	120.9		1:36.376
7	29.974	99.6	42.674		23.095	123.5		1:35.743	14	29.761	99.8	42.403		23.148	121.8		1:35.312

25 Bernard Honnorat (FR3)									Ralt RT3								
lap	Sect-1	Speed	Sect-2	Speed	Sect-3	Speed	TopSpeed	laptime pit	lap	Sect-1	Speed	Sect-2	Speed	Sect-3	Speed	Topspeed	laptime pit
1					22.825	122.9		1:44.608	8	30.362	96.5	42.651		23.261	120.9		1:36.274
2	30.464	98.3	42.619		22.704	123.8		1:35.787	9	30.336	99.3	42.037		22.899	123.3		1:35.272
3	30.074	98.4	42.293		23.027	122.6		1:35.394	10	30.241	98.2	42.191		22.738	123.1		1:35.170
4	30.173	97.2	41.765		22.960	122.4		1:34.898	11	30.628	99.2	42.066		23.319	121.3		1:36.013
5	29.904	99.3	41.639		23.214	123.5		1:34.757	12	30.597	98.6	42.895		23.126	122.6		1:36.618
6	31.669	97.2	42.062		23.184	123.1		1:36.915	13	30.613	98.3	42.347		22.945	123.3		1:35.905
7	30.353	99.0	41.610		22.900	123.8		1:34.863	14								

Session Start: 11:18:33 - Finish: 11:40:24

Weather/Track Conditions: Bright/Dry

Circuit: Brands Hatch Grand Prix Circuit

Track Length: 3.916 Km - 2.4330 miles

'Legends of Brands Hatch' Historic Race Meeting - 1 - 3 Jul 2016

HSCC Classic Formula 3 supported by MB Wheels

Race 4 - Sector Analysis

27 Glenn Eagling (B)									Ensign LNF3										
lap	Sect-1	Speed	Sect-2	Speed	Sect-3	Speed	TopSpeed	laptime	pit	lap	Sect-1	Speed	Sect-2	Speed	Sect-3	Speed	Topspeed	laptime	pit
1					24.913	113.3		1:58.329		8	31.797	93.9	43.855		24.121	114.9		1:39.773	
2	32.325	95.4	44.739		24.594	113.9		1:41.658		9	31.702	93.5	44.703		24.049	114.9		1:40.454	
3	31.458	93.4	45.132		24.401	114.5		1:40.991		10	31.246	94.2	44.656		24.044	114.3		1:39.946	
4	31.161	95.0	44.210		23.961	115.5		1:39.332		11	31.098	93.5	45.039		24.172	114.1		1:40.309	
5	31.241	95.1	45.263		24.405	115.1		1:40.909		12	31.130	94.0	44.144		25.183	113.9		1:40.457	
6	31.700	94.2	43.933		23.895	115.1		1:39.528		13	33.938	92.9	44.375		23.794	114.5		1:42.107	
7	31.366	93.1	44.111		23.943	115.7		1:39.420		14									

28 Nick Taylor (A)									Chevron B38										
lap	Sect-1	Speed	Sect-2	Speed	Sect-3	Speed	TopSpeed	laptime	pit	lap	Sect-1	Speed	Sect-2	Speed	Sect-3	Speed	Topspeed	laptime	pit
1					24.492	118.1		1:58.590		8	32.465	94.8	45.406		23.925	120.7		1:41.796	
2	32.383	94.3	46.170		24.001	120.2		1:42.554		9	31.584	95.8	45.813		24.615	118.1		1:42.012	
3	31.660	93.4	46.694		24.046	120.2		1:42.400		10	31.459	95.0	44.544		23.711	119.6		1:39.714	
4	31.851	94.2	45.249		23.953	119.4		1:41.053		11	31.164	94.7	46.508		23.730	119.2		1:41.402	
5	31.950	94.0	45.081		24.008	118.5		1:41.039		12	31.046	95.9	45.610		24.370	117.5		1:41.026	
6	31.435	94.7	44.891		24.455	118.1		1:40.781		13	31.624	96.1	44.380		23.913	119.6		1:39.917	
7	31.249	94.3	45.207		24.257	119.6		1:40.713		14									

29 Jonathan Price (A)									March 783										
lap	Sect-1	Speed	Sect-2	Speed	Sect-3	Speed	TopSpeed	laptime	pit	lap	Sect-1	Speed	Sect-2	Speed	Sect-3	Speed	Topspeed	laptime	pit
1					23.597	119.8		1:52.164		8	31.505	95.5	45.332		24.328	120.2		1:41.165	
2	30.927	98.9	43.623		23.830	120.4		1:38.380		9	30.989	97.3	43.538		23.387	120.2		1:37.914	
3	30.764	97.9	44.384		23.497	120.2		1:38.645		10	30.664	96.5	43.516		23.624	118.5		1:37.804	
4	31.442	97.6	44.194		23.788	120.4		1:39.424		11	30.706	97.6	43.446		23.660	120.2		1:37.812	
5	31.212	93.1	44.570		23.409	119.4		1:39.191		12	30.896	98.0	43.634		23.566	121.1		1:38.096	
6	30.328	99.6	43.471		23.370	120.9		1:37.169		13	30.514	97.9	43.228		23.639	120.4		1:37.381	
7	30.694	97.2	42.901		23.564	121.3		1:37.159		14	31.512	97.0	43.818		23.882	118.3		1:39.212	

30 Paul Dibden (A)									Argo JM6										
lap	Sect-1	Speed	Sect-2	Speed	Sect-3	Speed	TopSpeed	laptime	pit	lap	Sect-1	Speed	Sect-2	Speed	Sect-3	Speed	Topspeed	laptime	pit
1										1									

33 Pascal Gerbout (FR3)									Ralt RT3										
lap	Sect-1	Speed	Sect-2	Speed	Sect-3	Speed	TopSpeed	laptime	pit	lap	Sect-1	Speed	Sect-2	Speed	Sect-3	Speed	Topspeed	laptime	pit
1					23.100	121.3		1:46.367		8	29.895	99.3	43.229		22.498	123.5		1:35.622	
2	30.659	98.9	43.136		22.604	122.2		1:36.399		9	30.022	101.7	42.083		22.564	123.8		1:34.669	
3	30.134	98.4	42.749		22.555	122.4		1:35.438		10	29.823	101.4	41.700		23.536	122.4		1:35.059	
4	29.504	99.8	41.748		22.757	123.5		1:34.009		11	29.972	100.5	42.354		22.609	123.5		1:34.935	
5	29.705	100.6	41.802		22.539	124.5		1:34.046		12	29.552	101.4	41.521		22.213	123.5		1:33.286	
6	30.253	100.0	41.875		22.507	123.3		1:34.635		13	29.331	101.7	41.412		22.562	123.5		1:33.305	
7	29.764	100.0	41.843		22.543	123.1		1:34.150		14	30.098	99.8	42.864		22.367	120.2		1:35.329	

47 Adrian Langridge (B)									Dastle Mk10										
lap	Sect-1	Speed	Sect-2	Speed	Sect-3	Speed	TopSpeed	laptime	pit	lap	Sect-1	Speed	Sect-2	Speed	Sect-3	Speed	Topspeed	laptime	pit
1					23.763	114.7		1:53.462		8	31.300	94.2	43.559		23.611	115.1		1:38.470	
2	30.774	93.8	44.613		23.571	115.3		1:38.958		9	30.092	94.6	43.522		23.297	114.9		1:36.911	
3	30.507	94.6	43.807		23.677	114.7		1:37.991		10	30.588	94.0	43.455		23.474	114.7		1:37.517	
4	31.018	91.6	44.161		23.805	115.3		1:38.984		11	30.279	94.8	42.987		23.443	114.7		1:36.709	
5	30.978	92.9	44.372		23.781	115.5		1:39.131		12	30.365	94.4	43.012		23.349	115.3		1:36.726	
6	30.270	95.5	43.203		23.596	115.1		1:37.069		13	30.278	95.0	43.017		23.204	116.1		1:36.499	
7	30.555	94.6	43.052		23.510	115.9		1:37.117		14	30.826	95.2	43.076		23.791	115.1		1:37.693	

51 Jennifer Ridgway (A)									Reynard SF78										
lap	Sect-1	Speed	Sect-2	Speed	Sect-3	Speed	TopSpeed	laptime	pit	lap	Sect-1	Speed	Sect-2	Speed	Sect-3	Speed	Topspeed	laptime	pit
1					24.674	115.3		1:57.551		5	30.991	95.1	44.354		23.742	115.7		1:39.087	
2	32.069	95.0	45.464		24.266	115.7		1:41.799		6	30.720	95.2	44.140		23.989	115.7		1:38.849	
3	31.590	94.6	44.941		23.836	115.7		1:40.367		7	32.104	92.1	44.571		24.056	115.9		1:40.731	
4	31.556	95.2	44.343		24.117	115.3		1:40.016		8									

Session Start: 11:18:33 - Finish: 11:40:24
Weather/Track Conditions: Bright/Dry
Circuit: Brands Hatch Grand Prix Circuit
Track Length: 3.916 Km - 2.4330 miles

'Legends of Brands Hatch' Historic Race Meeting - 1 - 3 Jul 2016

HSCC Classic Formula 3 supported by MB Wheels

Race 4 - Sector Analysis

52 Fabrice Notari (FR3)									Ralt RT3								
lap	Sect-1	Speed	Sect-2	Speed	Sect-3	Speed	TopSpeed	laptime pit	lap	Sect-1	Speed	Sect-2	Speed	Sect-3	Speed	Topspeed	laptime pit
1					24.256	122.6		1:49.214	8	30.088	98.3	42.134		22.424	122.4		1:34.646
2	30.260	98.9	42.791		22.948	122.0		1:35.999	9	29.805	101.6	41.703		22.585	122.0		1:34.093
3	29.407	99.6	42.564		22.720	122.4		1:34.691	10	30.072	99.9	41.322		22.381	122.4		1:33.775
4	29.480	98.4	41.738		22.391	121.3		1:33.609	11	29.884	99.5	41.334		22.090	123.5		1:33.308
5	29.655	99.6	41.234		22.282	123.8		1:33.171	12	29.464	100.5	41.215		22.397	123.1		1:33.076
6	30.908	97.2	41.826		22.839	121.8		1:35.573	13	29.649	100.2	41.118		22.229	123.3		1:32.996
7	29.811	99.8	41.166		22.209	123.1		1:33.186	14	29.836	100.5	41.666		22.682	121.5		1:34.184

55 Francesco Macri (FR3)									Ralt RT3								
lap	Sect-1	Speed	Sect-2	Speed	Sect-3	Speed	TopSpeed	laptime pit	lap	Sect-1	Speed	Sect-2	Speed	Sect-3	Speed	Topspeed	laptime pit
1					24.517	118.3		1:57.206	7	31.289	96.6	44.262		23.518	120.0		1:39.069
2	32.069	96.9	43.540		23.875	118.5		1:39.484	8	31.639	95.1	45.899		24.434	118.7		1:41.972
3	31.272	95.1	43.819		23.649	118.3		1:38.740	9	31.294	97.2	43.864		23.681	119.4		1:38.839
4	31.024	98.4	43.589		23.246	121.5		1:37.859	10	31.089	91.7	44.344		23.628	118.5		1:39.061
5	31.577	98.0	45.158		23.563	119.4		1:40.298	11	31.695	92.5	44.991		23.756	120.0		1:40.442
6	32.141	96.1	43.504		24.410	117.9		1:40.055	12	30.956	98.0	42.981		23.259	120.9		1:37.196

58 Pat Gormley (A)									Safir RJF3								
lap	Sect-1	Speed	Sect-2	Speed	Sect-3	Speed	TopSpeed	laptime pit	lap	Sect-1	Speed	Sect-2	Speed	Sect-3	Speed	Topspeed	laptime pit
1					24.016	114.7		1:54.009	8	30.914	92.0	43.919		23.638	114.9		1:38.471
2	30.649	92.1	44.884		23.722	115.1		1:39.255	9	30.512	94.8	43.347		23.667	113.9		1:37.526
3	30.294	93.3	43.915		23.997	115.1		1:38.206	10	30.415	93.6	43.207		23.605	112.8		1:37.227
4	30.603	92.9	43.895		23.744	116.1		1:38.242	11	29.973	94.3	42.976		23.549	114.5		1:36.498
5	30.821	93.6	44.417		23.945	115.5		1:39.183	12	30.166	94.0	43.076		23.545	115.3		1:36.787
6	30.589	94.2	43.145		23.527	115.7		1:37.261	13	29.970	93.9	43.399		23.534	116.1		1:36.903
7	30.198	93.9	43.501		23.491	115.3		1:37.190	14	31.016	92.6	43.970		23.993	112.2		1:38.979

63 Matthew Sturmer (A)									Ralt RT3								
lap	Sect-1	Speed	Sect-2	Speed	Sect-3	Speed	TopSpeed	laptime pit	lap	Sect-1	Speed	Sect-2	Speed	Sect-3	Speed	Topspeed	laptime pit
1					25.464	115.7		2:25.511	8	30.717	95.1	43.670		23.423	119.6		1:37.810
2	31.342	94.2	44.419		23.578	115.5		1:39.339	9	31.635	93.1	44.987		23.157	119.8		1:39.779
3	31.439	94.4	44.803		23.458	116.3		1:39.700	10	30.491	96.9	44.440		22.842	119.2		1:37.773
4	30.621	95.5	43.065		23.279	117.1		1:36.965	11	30.006	96.9	44.242		22.940	118.7		1:37.188
5	30.621	94.4	43.871		23.068	117.3		1:37.560	12	30.186	98.0	42.617		24.172	117.7		1:36.975
6	30.262	94.3	42.825		23.070	117.9		1:36.157	13	33.748	93.6	43.085		23.135	118.7		1:39.968
7	30.224	96.1	42.671		23.212	117.9		1:36.107	14								

69 Albert Clements (B)									Lotus 69								
lap	Sect-1	Speed	Sect-2	Speed	Sect-3	Speed	TopSpeed	laptime pit	lap	Sect-1	Speed	Sect-2	Speed	Sect-3	Speed	Topspeed	laptime pit
1					25.330	111.3		2:03.361	8	35.636	80.3	48.688		25.290	111.5		1:49.614
2	32.833	91.0	47.939		25.272	111.7		1:46.044	9	33.957	89.9	48.748		25.326	111.3		1:48.031
3	32.821	88.6	47.488		25.023	111.8		1:45.332	10	32.635	90.3	47.765		25.060	111.7		1:45.460
4	32.750	87.7	47.204		24.867	111.3		1:44.821	11	32.249	90.5	46.864		24.949	112.4		1:44.062
5	32.529	88.5	47.692		25.351	107.6		1:45.572	12	32.930	90.3	46.248		24.934	110.9		1:44.112
6	32.645	90.3	46.987		24.955	112.2		1:44.587	13	32.652	88.0	46.916		25.572	111.8		1:45.140
7	32.477	89.5	46.685		24.943	110.2		1:44.105	14								

70 Richard Smeeton (A)									Modus M1								
lap	Sect-1	Speed	Sect-2	Speed	Sect-3	Speed	TopSpeed	laptime pit	lap	Sect-1	Speed	Sect-2	Speed	Sect-3	Speed	Topspeed	laptime pit
1					24.570	118.7		1:58.348	8	31.343	95.6	46.130		25.055	120.0		1:42.528
2	31.591	93.1	44.586		23.421	120.7		1:39.598	9	31.519	92.2	44.549		23.371	121.3		1:39.439
3	31.082	93.1	43.629		23.493	120.4		1:38.204	10	30.857	95.9	43.454		23.412	121.1		1:37.723
4	30.998	94.4	44.084		23.434	122.2		1:38.516	11	31.405	88.2	44.384		23.424	120.7		1:39.213
5	30.745	93.6	45.206		23.967	121.5		1:39.918	12	30.842	97.0	43.359		23.509	117.1		1:37.710
6	31.817	87.9	44.155		23.906	120.2		1:39.878	13	31.595	98.2	43.647		23.428	120.2		1:38.670
7	31.033	94.6	44.676		23.403	121.8		1:39.112	14	31.269	96.7	43.810		24.530	119.0		1:39.609

Session Start: 11:18:33 - Finish: 11:40:24
 Weather/Track Conditions: Bright/Dry
 Circuit: Brands Hatch Grand Prix Circuit
 Track Length: 3.916 Km - 2.4330 miles

'Legends of Brands Hatch' Historic Race Meeting - 1 - 3 Jul 2016

HSCC Classic Formula 3 supported by MB Wheels

Race 4 - Sector Analysis

77 Ian Flux (A)									March 783								
lap	Sect-1	Speed	Sect-2	Speed	Sect-3	Speed	TopSpeed	laptime pit	lap	Sect-1	Speed	Sect-2	Speed	Sect-3	Speed	Topspeed	laptime pit
1					22.957	121.5		1:41.633	8	29.078	101.3	41.054		22.401	123.3		1:32.533
2	30.456	100.6	42.764		23.015	120.4		1:36.235	9	29.567	99.9	41.167		22.478	121.8		1:33.212
3	29.751	100.6	41.732		22.808	120.2		1:34.291	10	29.486	100.8	40.917		22.370	122.2		1:32.773
4	29.780	99.3	41.409		22.630	121.5		1:33.819	11	29.169	101.3	40.793		22.514	122.0		1:32.476
5	29.328	100.8	40.971		22.653	121.8		1:32.952	12	29.412	101.3	41.854		23.222	121.1		1:34.488
6	29.421	100.2	40.924		22.693	122.0		1:33.038	13	29.249	101.3	41.041		22.341	121.8		1:32.631
7	29.338	101.1	41.158		22.348	122.6		1:32.844	14	29.560	100.6	40.417		22.162	122.6		1:32.139

80 Valerio Leone (FR3)									March 783								
lap	Sect-1	Speed	Sect-2	Speed	Sect-3	Speed	TopSpeed	laptime pit	lap	Sect-1	Speed	Sect-2	Speed	Sect-3	Speed	Topspeed	laptime pit
1					22.735	124.0		1:42.296	8	29.415	102.6	40.634		22.029	125.6		1:32.078
2	29.994	101.6	42.007		22.507	123.1		1:34.508	9	30.420	102.3	41.008		22.159	124.5		1:33.587
3	30.116	101.6	41.670		22.532	124.2		1:34.318	10	29.624	103.4	40.646		22.252	123.5		1:32.522
4	30.112	101.6	40.999		22.500	124.0		1:33.611	11	29.217	103.1	40.742		22.282	124.0		1:32.241
5	29.542	102.6	41.015		22.228	124.7		1:32.785	12	29.490	103.3	41.699		22.045	125.1		1:33.234
6	29.274	103.4	41.000		23.042	123.5		1:33.316	13	29.373	103.3	40.628		22.447	123.1		1:32.448
7	29.672	102.0	40.860		22.165	124.2		1:32.697	14	29.615	102.6	40.972		22.407	124.0		1:32.994

81 Davide Leone (FR3)									Ralt RT3								
lap	Sect-1	Speed	Sect-2	Speed	Sect-3	Speed	TopSpeed	laptime pit	lap	Sect-1	Speed	Sect-2	Speed	Sect-3	Speed	Topspeed	laptime pit
1					22.845	122.6		1:47.262	8	30.210	102.8	41.935		22.549	123.5		1:34.694
2	30.160	102.3	44.010		22.853	124.2		1:37.023	9	29.809	101.6	41.489		22.535	123.8		1:33.833
3	29.656	102.2	43.002		22.585	124.0		1:35.243	10	29.893	101.6	41.336		22.850	122.4		1:34.079
4	30.138	99.6	42.018		22.686	123.1		1:34.842	11	29.409	102.3	41.832		22.540	123.8		1:33.781
5	29.809	102.6	41.539		22.727	123.3		1:34.075	12	29.407	103.0	41.573		22.420	123.5		1:33.400
6	29.544	101.7	41.879		22.664	124.9		1:34.087	13	29.666	103.0	42.026		22.481	123.5		1:34.173
7	30.473	102.0	41.951		22.558	124.7		1:34.982	14	30.607	103.4	42.122		22.484	123.8		1:35.213

82 Paul Smith (A)									Ralt RT3								
lap	Sect-1	Speed	Sect-2	Speed	Sect-3	Speed	TopSpeed	laptime pit	lap	Sect-1	Speed	Sect-2	Speed	Sect-3	Speed	Topspeed	laptime pit
1					23.425	121.3		1:48.762	4	30.227	99.6	42.493		23.027	120.4		1:35.747
2	30.474	98.0	43.580		22.923	121.8		1:36.977	5	30.377	98.9	43.372		23.931	117.7		1:37.680
3	30.269	98.4	42.708		23.165	120.9		1:36.142	6								

93 Angela Grasso (FR3)									Ralt RT1								
lap	Sect-1	Speed	Sect-2	Speed	Sect-3	Speed	TopSpeed	laptime pit	lap	Sect-1	Speed	Sect-2	Speed	Sect-3	Speed	Topspeed	laptime pit
1		82.7	50.934		25.362	119.2		2:07.159	7	39.032	86.7	54.016		28.364	111.5		2:01.412
2	35.284	84.7	49.863		25.251	119.8		1:50.398	8	37.396	86.8	55.479		26.097	113.3		1:58.972
3	35.003	88.8	51.962		25.622	119.0		1:52.587	9	40.053	85.3	56.901		27.680	106.5		2:04.634
4	34.676	86.2	49.933		25.841	113.0		1:50.450	10	36.020	92.0	53.508		27.412	114.9		1:56.940
5	35.689	88.0	50.548		32.030	97.2		1:58.267	11	35.775	85.1	51.111		25.300	110.7		1:52.186
6	39.582	84.7	52.866		26.185	108.6		1:58.633	12	35.835	88.8	49.928		26.283	116.7		1:52.046

122 Geoffrey Hoodless (A)									March 813								
lap	Sect-1	Speed	Sect-2	Speed	Sect-3	Speed	TopSpeed	laptime pit	lap	Sect-1	Speed	Sect-2	Speed	Sect-3	Speed	Topspeed	laptime pit
1					23.458	117.9		1:50.528	8	30.851	95.8	43.064		23.008	119.4		1:36.923
2	30.692	97.0	42.848		23.251	119.0		1:36.791	9	30.486	96.2	42.407		23.552	116.7		1:36.445
3	30.696	96.7	43.137		23.359	118.7		1:37.192	10	30.499	96.2	42.739		22.844	119.0		1:36.082
4	30.845	95.8	42.689		23.174	119.0		1:36.708	11	30.150	96.2	42.046		23.339	116.9		1:35.535
5	30.583	97.7	42.905		23.227	118.3		1:36.715	12	30.577	97.4	43.116		23.116	119.0		1:36.809
6	30.690	96.2	42.735		23.304	118.7		1:36.729	13	30.657	97.2	42.641		22.966	119.4		1:36.264
7	30.970	95.8	42.975		23.161	119.0		1:37.106	14	30.940	96.1	42.842		23.114	119.8		1:36.896

Session Start: 11:18:33 - Finish: 11:40:24
 Weather/Track Conditions: Bright/Dry
 Circuit: Brands Hatch Grand Prix Circuit
 Track Length: 3.916 Km - 2.4330 miles

'Legends of Brands Hatch' Historic Race Meeting - 1 - 3 Jul 2016

HSCC Classic Formula 3 supported by MB Wheels

Race 4 - Sector Analysis

130 Gianpolo Poffe (FR3)									March 773										
lap	Sect-1	Speed	Sect-2	Speed	Sect-3	Speed	TopSpeed	laptime	pit	lap	Sect-1	Speed	Sect-2	Speed	Sect-3	Speed	Topspeed	laptime	pit
1			48.971		24.309	118.3		2:01.084		8	31.632	96.7	44.878		23.463	121.3		1:39.973	
2	32.147	99.2	45.815		24.952	113.7		1:42.914		9	31.833	94.7	45.218		23.534	<u>122.9</u>		1:40.585	
3	31.725	98.0	45.434		23.907	121.3		1:41.066		10	<u>31.029</u>	<u>99.5</u>	46.154		23.770	120.0		1:40.953	
4	31.484	90.6	44.488		23.810	121.8		1:39.782		11	31.157	98.6	<u>44.275</u>		<u>23.250</u>	119.8		<u>1:38.682</u>	
5	32.113	92.6	45.222		23.701	119.2		1:41.036		12	31.830	97.7	45.720		23.329	121.8		1:40.879	
6	31.574	96.2	44.833		23.596	120.9		1:40.003		13	31.434	96.5	46.363		24.039	121.1		1:41.836	
7	31.378	96.9	45.263		24.340	119.4		1:40.981		14									

145 Robert Pearson (D)									Van Diemen RF82										
lap	Sect-1	Speed	Sect-2	Speed	Sect-3	Speed	TopSpeed	laptime	pit	lap	Sect-1	Speed	Sect-2	Speed	Sect-3	Speed	Topspeed	laptime	pit
1			46.300		24.466	<u>115.5</u>		1:59.983		8	32.402	90.4	45.610		24.436	113.5		1:42.448	
2	32.084	92.6	46.300		24.436	114.5		1:42.820		9	31.979	91.6	46.283		24.343	113.5		1:42.605	
3	31.564	92.9	45.488		24.377	113.9		1:41.429		10	<u>31.493</u>	92.2	45.008		25.017	113.0		1:41.518	
4	31.955	93.0	46.070		24.191	114.5		1:42.216		11	32.121	92.9	44.742		25.111	112.0		1:41.974	
5	31.817	<u>93.8</u>	44.714		24.305	113.3		1:40.836		12	31.786	93.4	<u>44.592</u>		24.099	114.7		<u>1:40.477</u>	
6	31.892	92.5	44.927		<u>24.059</u>	114.7		1:40.878		13	32.442	92.5	45.921		24.261	113.2		1:42.624	
7	31.610	92.1	45.266		24.490	114.7		1:41.366		14									

193 Rudolf Ernst (A)									Ralt RT1										
lap	Sect-1	Speed	Sect-2	Speed	Sect-3	Speed	TopSpeed	laptime	pit	lap	Sect-1	Speed	Sect-2	Speed	Sect-3	Speed	Topspeed	laptime	pit
1			45.075		24.240	121.1		2:00.519		8	32.982	97.0	45.588		23.982	120.2		1:42.552	
2	32.184	97.6	45.075		24.141	<u>121.5</u>		1:41.400		9	31.264	98.3	46.121		24.356	120.7		1:41.741	
3	31.550	97.6	45.673		24.163	120.9		1:41.386		10	30.978	98.3	44.783		<u>23.897</u>	120.2		<u>1:39.658</u>	
4	31.553	98.7	45.453		23.980	120.2		1:40.986		11	<u>30.873</u>	98.6	45.154		25.006	117.5		1:41.033	
5	31.500	97.0	45.485		24.097	119.2		1:41.082		12	32.454	<u>100.0</u>	44.211		24.411	120.7		1:41.076	
6	31.161	99.0	44.813		24.074	119.4		1:40.048		13	31.784	99.6	<u>43.989</u>		24.270	121.3		1:40.043	
7	31.088	97.7	45.690		23.985	120.9		1:40.763		14									

214 Christian Olsen (A)									Martini MK39										
lap	Sect-1	Speed	Sect-2	Speed	Sect-3	Speed	TopSpeed	laptime	pit	lap	Sect-1	Speed	Sect-2	Speed	Sect-3	Speed	Topspeed	laptime	pit
1			42.362		22.823	123.5		1:43.991		5	29.611	102.0	41.663		22.637	120.7		1:33.911	
2	30.435	100.3	42.362		22.639	<u>124.5</u>		1:35.436		6	<u>29.317</u>	<u>104.2</u>	41.165		22.531	124.2		<u>1:33.013</u>	
3	29.819	102.6	42.707		<u>22.490</u>	123.8		1:35.016		7	29.480	102.5	<u>40.923</u>		22.862	117.3		1:33.265	
4	29.736	102.2	41.292		22.622	121.5		1:33.650		8									

217 Tom Olsen (A)									Martini MK39										
lap	Sect-1	Speed	Sect-2	Speed	Sect-3	Speed	TopSpeed	laptime	pit	lap	Sect-1	Speed	Sect-2	Speed	Sect-3	Speed	Topspeed	laptime	pit
1			42.210		23.148	121.1		1:45.565		8	30.483	100.8	47.694		<u>22.362</u>	122.6		1:40.539	
2	30.316	98.4	42.210		23.054	122.4		1:35.580		9	29.803	<u>102.3</u>	<u>41.067</u>		22.519	123.3		<u>1:33.389</u>	
3	30.330	99.2	42.315		22.580	122.2		1:35.225		10	29.891	101.7	41.749		22.690	122.2		1:34.330	
4	30.283	98.4	41.703		22.930	123.1		1:34.916		11	29.836	100.9	41.088		23.181	120.0		1:34.105	
5	30.081	101.3	41.724		22.615	122.6		1:34.420		12	30.639	<u>102.3</u>	51.069		22.447	121.5		1:44.155	
6	32.218	98.9	42.307		22.509	<u>124.5</u>		1:37.034		13	30.027	100.8	41.185		22.630	121.3		1:33.842	
7	30.497	98.0	42.146		22.380	<u>124.5</u>		1:35.023		14	<u>29.715</u>	102.0	42.161		22.857	122.0		1:34.733	

301 Marco Fumagalli (B)									GRD F373										
lap	Sect-1	Speed	Sect-2	Speed	Sect-3	Speed	TopSpeed	laptime	pit	lap	Sect-1	Speed	Sect-2	Speed	Sect-3	Speed	Topspeed	laptime	pit
1			45.549		24.370	119.4		1:59.379		8	31.411	97.0	44.842		23.857	<u>120.4</u>		1:40.110	
2	31.710	98.3	45.549		24.041	120.0		1:41.300		9	31.400	99.5	45.341		24.123	120.0		1:40.864	
3	30.932	<u>100.2</u>	46.205		23.741	119.6		1:40.878		10	31.550	99.0	45.551		24.020	119.8		1:41.121	
4	<u>30.863</u>	93.9	<u>44.631</u>		<u>23.570</u>	<u>120.4</u>		<u>1:39.064</u>		11	31.256	96.3	45.596		23.892	119.8		1:40.744	
5	31.188	96.2	44.704		23.671	119.8		1:39.563		12	32.455	96.2	47.357		23.893	119.8		1:43.705	
6	33.838	98.4	44.980		23.852	119.6		1:42.670		13	32.376	97.2	45.323		27.052	117.7		1:44.751	
7	31.090	98.4	45.051		23.820	<u>120.4</u>		1:39.961		14									

Session Start: 11:18:33 - Finish: 11:40:24
Weather/Track Conditions: Bright/Dry
Circuit: Brands Hatch Grand Prix Circuit
Track Length: 3.916 Km - 2.4330 miles

'Legends of Brands Hatch' Historic Race Meeting - 1 - 3 Jul 2016

HSCC Classic Formula 3 supported by MB Wheels

Race 4 - Best Sector Times

POS	NO	DRIVER/S	Sector 1			Sector 2			Sector 3			IDEAL LAP	BEST LAP	On
			TIME	LAP	POS	TIME	LAP	POS	TIME	LAP	POS			
1	80	Valerio Leone	29.217	11	7	40.628	13	3	22.029	8	1	1:31.874	1:32.078	8
2	20	Gaius Ghinn	29.176	11	6	40.628	14	2	22.132	8	3	1:31.936	1:32.214	14
3	77	Ian Flux	29.078	8	1	40.417	14	1	22.162	14	5	1:31.657	1:32.139	14
4	1	Maxim Bartell	29.122	6	2	40.770	11	6	22.148	14	4	1:32.040	1:32.272	8
5	21	Fred Lajoux	29.148	8	3	40.720	14	5	22.267	9	7	1:32.135	1:32.264	10
6	7	Richard Trott	29.169	10	5	41.063	10	8	22.485	10	12	1:32.717	1:32.717	10
7	2	Eric Martin	29.274	10	8	41.265	12	11	22.473	4	11	1:33.012	1:33.240	12
8	52	Fabrice Notari	29.407	3	11	41.118	13	10	22.090	11	2	1:32.615	1:32.996	13
9	81	Davide Leone	29.407	12	12	41.336	10	12	22.420	12	10	1:33.163	1:33.400	12
10	33	Pascal Gerbout	29.331	13	10	41.412	13	13	22.213	12	6	1:32.956	1:33.286	12
11	8	Cameron Jackson	29.633	4	13	41.808	13	15	22.624	13	15	1:34.065	1:34.167	13
12	217	Tom Olsen	29.715	14	15	41.067	9	9	22.362	8	8	1:33.144	1:33.389	9
13	9	Ian Pearson	29.997	12	19	41.979	10	16	22.730	13	17	1:34.706	1:34.769	10
14	22	Laurent Vallery-Masson	29.687	6	14	42.095	11	18	22.523	12	14	1:34.305	1:34.525	11
15	122	Geoffrey Hoodless	30.150	11	22	42.046	11	17	22.844	10	19	1:35.040	1:35.535	11
16	47	Adrian Langridge	30.092	9	21	42.987	11	24	23.204	13	22	1:36.283	1:36.499	13
17	58	Pat Gormley	29.970	13	18	42.976	11	22	23.491	7	28	1:36.437	1:36.498	11
18	29	Jonathan Price	30.328	6	24	42.901	7	21	23.370	6	26	1:36.599	1:37.159	7
19	11	Bruno Huber	30.740	6	26	43.303	6	25	23.188	6	21	1:37.231	1:37.231	6
20	70	Richard Smeeton	30.745	5	27	43.359	12	26	23.371	9	27	1:37.475	1:37.710	12
21	63	Matthew Sturmer	30.006	11	20	42.617	12	20	22.842	10	18	1:35.465	1:36.107	7
22	27	Glenn Eagling	31.098	11	34	43.855	8	28	23.794	13	33	1:38.747	1:39.332	4
23	130	Gianpolo Poffe	31.029	10	32	44.275	11	32	23.250	11	24	1:38.554	1:38.682	11
24	193	Rudolf Ernst	30.873	11	29	43.989	13	29	23.897	10	34	1:38.759	1:39.658	10
25	28	Nick Taylor	31.046	12	33	44.380	13	33	23.711	10	31	1:39.137	1:39.714	10
26	301	Marco Fumagalli	30.863	4	28	44.631	4	35	23.570	4	29	1:39.064	1:39.064	4
27	145	Robert Pearson	31.493	10	35	44.592	12	34	24.059	6	35	1:40.144	1:40.477	12
28	69	Albert Clements	32.249	11	36	46.248	12	36	24.867	4	36	1:43.364	1:44.062	11
29	93	Angela Grasso	34.676	4	37	49.863	2	37	25.251	2	37	1:49.790	1:50.398	2
30	25	Bernard Honnorat	29.904	5	17	41.610	7	14	22.704	2	16	1:34.218	1:34.757	5
31	55	Francesco Macri	30.956	12	31	42.981	12	23	23.246	4	23	1:37.183	1:37.196	12
32	17	Chris Lord	30.304	5	23	43.678	5	27	23.293	6	25	1:37.275	1:37.471	5
33	3	David Shaw	29.160	6	4	40.703	7	4	22.378	7	9	1:32.241	1:32.543	7
34	214	Christian Olsen	29.317	6	9	40.923	7	7	22.490	3	13	1:32.730	1:33.013	6
35	51	Jennifer Ridgway	30.720	6	25	44.140	6	31	23.742	5	32	1:38.602	1:38.849	6
36	15	Mick Whitehead	30.954	4	30	44.009	2	30	23.644	4	30	1:38.607	1:38.766	4
37	82	Paul Smith	29.823	6	16	42.493	4	19	22.923	2	20	1:35.239	1:35.747	4
38	30	Paul Dibden												

Session Start: 11:18:33 - Finish: 11:40:24

Weather/Track Conditions: Bright/Dry

Circuit: Brands Hatch Grand Prix Circuit

Track Length: 3.916 Km - 2.4330 miles



'Legends of Brands Hatch' Historic Race Meeting - 1 - 3 Jul 2016

HSCC Classic Formula 3 supported by MB Wheels

Race 4 - Best Sector Speeds

	NO	SECTOR 1	MPH	NO	SECTOR 2	MPH	NO	SECTOR 3	MPH
1	21	Fred Lajoux	104.4		NO SPEED TRAP		21	Fred Lajoux	126.1
2	214	Christian Olsen	104.2				80	Valerio Leone	125.6
3	80	Valerio Leone	103.4				1	Maxim Bartell	124.9
4	81	Davide Leone	103.4				81	Davide Leone	124.9
5	1	Maxim Bartell	102.5				33	Pascal Gerbout	124.5
6	217	Tom Olsen	102.3				214	Christian Olsen	124.5
7	33	Pascal Gerbout	101.7				217	Tom Olsen	124.5
8	52	Fabrice Notari	101.6				25	Bernard Honnorat	123.8
9	2	Eric Martin	101.3				52	Fabrice Notari	123.8
10	7	Richard Trott	101.3				22	Laurent Vallery-Masson	123.5
11	20	Gaius Ghinn	101.3				7	Richard Trott	123.3
12	77	Ian Flux	101.3				77	Ian Flux	123.3
13	3	David Shaw	101.1				2	Eric Martin	123.1
14	22	Laurent Vallery-Masson	100.8				3	David Shaw	122.9
15	301	Marco Fumagalli	100.2				11	Bruno Huber	122.9
16	193	Rudolf Ernst	100.0				130	Gianpolo Poffe	122.9
17	29	Jonathan Price	99.6				20	Gaius Ghinn	122.4
18	82	Paul Smith	99.6				70	Richard Smeeton	122.2
19	25	Bernard Honnorat	99.5				82	Paul Smith	121.8
20	130	Gianpolo Poffe	99.5				55	Francesco Macri	121.5
21	8	Cameron Jackson	99.3				193	Rudolf Ernst	121.5
22	11	Bruno Huber	99.0				29	Jonathan Price	121.3
23	55	Francesco Macri	98.4				28	Nick Taylor	120.7
24	70	Richard Smeeton	98.2				301	Marco Fumagalli	120.4
25	63	Matthew Sturmer	98.0				8	Cameron Jackson	120.2
26	122	Geoffrey Hoodless	97.7				63	Matthew Sturmer	119.8
27	9	Ian Pearson	96.7				93	Angela Grasso	119.8
28	15	Mick Whitehead	96.6				122	Geoffrey Hoodless	119.8
29	17	Chris Lord	96.6				15	Mick Whitehead	119.2
30	28	Nick Taylor	96.1				9	Ian Pearson	118.3
31	47	Adrian Langridge	95.5				17	Chris Lord	117.3
32	27	Glenn Eagling	95.4				47	Adrian Langridge	116.1
33	51	Jennifer Ridgway	95.2				58	Pat Gormley	116.1
34	58	Pat Gormley	94.8				51	Jennifer Ridgway	115.9
35	145	Robert Pearson	93.8				27	Glenn Eagling	115.7
36	93	Angela Grasso	92.0				145	Robert Pearson	115.5
37	69	Albert Clements	91.0				69	Albert Clements	112.4
38	30	Paul Dibden	0.0				30	Paul Dibden	0.0

Session Start: 11:18:33 - Finish: 11:40:24

Weather/Track Conditions: Bright/Dry

Circuit: Brands Hatch Grand Prix Circuit

Track Length: 3.916 Km - 2.4330 miles



'Legends of Brands Hatch' Historic Race Meeting - 1 - 3 Jul 2016

HSCC Classic Formula 3 supported by MB Wheels

Race 4 - Lap Chart

Lap 1			Lap 2			Lap 3			Lap 4			Lap 5			Lap 6		
NO	Behind	Laptime	NO	Behind	Laptime	NO	Behind	Laptime	NO	Behind	Laptime	NO	Behind	Laptime	NO	Behind	Laptime
3		1:41.421	3		1:35.215	3		1:34.467	3		1:33.456	3		1:32.606	3		1:33.540
20	0.087	1:41.508	80	0.168	1:34.508	80	0.019	1:34.318	80	0.174	1:33.611	80	0.353	1:32.785	80	0.129	1:33.316
77	0.212	1:41.633	20	0.754	1:35.882	20	0.600	1:34.313	20	0.889	1:33.745	20	1.152	1:32.869	20	0.984	1:33.372
7	0.713	1:42.134	77	1.232	1:36.235	77	1.056	1:34.291	77	1.419	1:33.819	77	1.765	1:32.952	77	1.263	1:33.038
80	0.875	1:42.296	7	1.490	1:35.992	7	1.892	1:34.869	1	2.462	1:33.797	1	3.399	1:33.543	1	2.294	1:32.435
1	1.758	1:43.179	1	1.761	1:35.218	1	2.121	1:34.827	7	2.903	1:34.467	21	4.227	1:33.786	21	3.896	1:33.209
21	1.828	1:43.249	21	2.142	1:35.529	21	2.854	1:35.179	21	3.047	1:33.649	214	4.839	1:33.911	214	4.312	1:33.013
2	2.107	1:43.528	214	2.791	1:35.436	214	3.340	1:35.016	214	3.534	1:33.650	7	5.145	1:34.848	7	5.543	1:33.938
214	2.570	1:43.991	2	3.333	1:36.441	2	4.055	1:35.189	2	4.396	1:33.797	2	5.553	1:33.763	2	6.428	1:34.415
25	3.187	1:44.608	25	3.759	1:35.787	25	4.686	1:35.394	25	6.128	1:34.898	25	8.279	1:34.757	93	1 LAP	1:58.267
217	4.144	1:45.565	217	4.509	1:35.580	217	5.267	1:35.225	217	6.727	1:34.916	217	8.541	1:34.420	33	10.189	1:34.635
33	4.946	1:46.367	33	6.130	1:36.399	33	7.101	1:35.438	33	7.654	1:34.009	33	9.094	1:34.046	52	11.552	1:35.573
8	5.295	1:46.716	8	7.324	1:37.244	8	7.994	1:35.137	52	8.954	1:33.609	52	9.519	1:33.171	25	11.654	1:36.915
81	5.841	1:47.262	81	7.649	1:37.023	81	8.425	1:35.243	81	9.811	1:34.842	81	11.280	1:34.075	81	11.827	1:34.087
9	7.074	1:48.495	52	8.577	1:35.999	52	8.801	1:34.691	8	9.938	1:35.400	8	13.579	1:36.247	217	12.035	1:37.034
82	7.341	1:48.762	9	9.001	1:37.142	82	10.778	1:36.142	82	13.069	1:35.747	82	18.143	1:37.680	8	15.259	1:35.220
52	7.793	1:49.214	82	9.103	1:36.977	9	11.512	1:36.978	9	14.020	1:35.964	9	18.449	1:37.035	9	20.772	1:35.863
122	9.107	1:50.528	122	10.683	1:36.791	122	13.408	1:37.192	122	16.660	1:36.708	122	20.769	1:36.715	122	23.958	1:36.729
29	10.743	1:52.164	29	13.908	1:38.380	29	18.086	1:38.645	17	22.984	1:38.039	17	27.849	1:37.471	22	31.305	1:36.034
17	11.247	1:52.668	17	14.488	1:38.456	17	18.401	1:38.380	29	24.054	1:39.424	22	28.811	1:37.139	17	32.899	1:38.590
47	12.041	1:53.462	47	15.784	1:38.958	47	19.308	1:37.991	22	24.278	1:37.459	29	30.639	1:39.191	29	34.268	1:37.169
58	12.588	1:54.009	58	16.628	1:39.255	22	20.275	1:37.286	47	24.836	1:38.984	47	31.361	1:39.131	47	34.890	1:37.069
15	13.369	1:54.790	15	17.309	1:39.155	58	20.367	1:38.206	58	25.153	1:38.242	58	31.730	1:39.183	58	35.451	1:37.261
11	13.574	1:54.995	22	17.456	1:38.339	15	22.770	1:39.928	15	28.080	1:38.766	11	35.434	1:39.649	11	39.125	1:37.231
22	14.332	1:55.753	11	18.317	1:39.958	11	22.953	1:39.103	11	28.391	1:38.894	15	36.239	1:40.765	55	42.937	1:40.055
55	15.785	1:57.206	55	20.054	1:39.484	55	24.327	1:38.740	55	28.730	1:37.859	55	36.422	1:40.298	70	43.757	1:39.878
51	16.130	1:57.551	70	21.310	1:39.598	70	25.047	1:38.204	70	30.107	1:38.516	70	37.419	1:39.918	15	45.616	1:42.917
27	16.908	1:58.329	51	22.714	1:41.799	51	28.614	1:40.367	51	35.174	1:40.016	51	41.655	1:39.087	51	46.964	1:38.849
70	16.927	1:58.348	27	23.351	1:41.658	27	29.875	1:40.991	27	35.751	1:39.332	301	43.019	1:39.563	27	50.042	1:39.528
28	17.169	1:58.590	301	24.043	1:41.300	301	30.454	1:40.878	301	36.062	1:39.064	27	44.054	1:40.909	301	52.149	1:42.670
301	17.958	1:59.379	28	24.508	1:42.554	193	32.202	1:41.386	193	39.732	1:40.986	193	48.208	1:41.082	193	54.716	1:40.048
145	18.562	1:59.983	193	25.283	1:41.400	28	32.441	1:42.400	28	40.038	1:41.053	28	48.471	1:41.039	130	55.180	1:40.003
193	19.098	2:00.519	145	26.167	1:42.820	145	33.129	1:41.429	130	40.287	1:39.782	130	48.717	1:41.036	28	55.712	1:40.781
130	19.663	2:01.084	130	27.362	1:42.914	130	33.961	1:41.066	145	41.889	1:42.216	145	50.119	1:40.836	145	57.457	1:40.878
69	21.940	2:03.361	69	32.769	1:46.044	69	43.634	1:45.332	69	54.999	1:44.821	63	1:01.910	1:37.560	63	1:04.527	1:36.157
93	25.738	2:07.159	93	40.921	1:50.398	63	53.447	1:39.700	63	56.956	1:36.965	69	1:07.965	1:45.572	69	1:19.012	1:44.587
63	44.090	2:25.511	63	48.214	1:39.339	93	59.041	1:52.587	93	1:16.035	1:50.450						

Session Start: 11:18:33 - Finish: 11:40:24

Weather/Track Conditions: Bright/Dry

Circuit: Brands Hatch Grand Prix Circuit

Track Length: 3.916 Km - 2.4330 miles

'Legends of Brands Hatch' Historic Race Meeting - 1 - 3 Jul 2016

HSCC Classic Formula 3 supported by MB Wheels

Race 4 - Lap Chart

Lap 7			Lap 8			Lap 9			Lap 10			Lap 11			Lap 12		
NO	Behind	Laptime	NO	Behind	Laptime	NO	Behind	Laptime	NO	Behind	Laptime	NO	Behind	Laptime	NO	Behind	Laptime
3		1:32.543	80		1:32.078	80		1:33.587	80		1:32.522	80		1:32.241	80		1:33.234
80	0.283	1:32.697	20	1.100	1:32.308	20	1.028	1:33.515	20	1.292	1:32.786	20	1.654	1:32.603	20	2.426	1:34.006
20	1.153	1:32.712	77	1.736	1:32.533	77	1.361	1:33.212	77	1.612	1:32.773	77	1.847	1:32.476	77	3.101	1:34.488
77	1.564	1:32.844	1	2.099	1:32.272	1	1.944	1:33.432	1	2.101	1:32.679	145	1 LAP	1:41.518	1	3.532	1:34.562
1	2.188	1:32.437	21	4.222	1:32.387	21	3.673	1:33.038	21	3.415	1:32.264	1	2.204	1:32.344	21	3.705	1:33.410
21	4.196	1:32.843	7	7.496	1:33.596	7	7.614	1:33.705	7	7.809	1:32.717	21	3.529	1:32.355	193	1 LAP	1:41.033
214	5.034	1:33.265	2	8.557	1:33.448	2	9.083	1:34.113	2	10.013	1:33.452	7	9.651	1:34.083	28	1 LAP	1:41.402
7	6.261	1:33.261	52	14.480	1:34.646	69	1 LAP	1:49.614	52	16.239	1:33.775	2	11.015	1:33.243	7	10.217	1:33.800
2	7.470	1:33.585	33	15.057	1:35.622	52	14.986	1:34.093	81	18.402	1:34.079	52	17.306	1:33.308	145	1 LAP	1:41.974
33	11.796	1:34.150	81	16.599	1:34.694	33	16.139	1:34.669	33	18.676	1:35.059	81	19.942	1:33.781	2	11.021	1:33.240
52	12.195	1:33.186	25	17.887	1:36.274	81	16.845	1:33.833	25	22.220	1:35.170	33	21.370	1:34.935	52	17.148	1:33.076
25	13.974	1:34.863	8	19.753	1:34.828	25	19.572	1:35.272	217	24.303	1:34.330	25	25.992	1:36.013	81	20.108	1:33.400
81	14.266	1:34.982	217	22.693	1:40.539	8	22.320	1:36.154	8	26.287	1:36.489	217	26.167	1:34.105	33	21.422	1:33.286
217	14.515	1:35.023	9	28.723	1:35.692	217	22.495	1:33.389	69	1 LAP	1:48.031	93	2 LAPS	2:04.634	25	29.376	1:36.618
8	17.286	1:34.570	122	33.083	1:36.923	9	30.604	1:35.468	9	32.851	1:34.769	8	28.752	1:34.706	8	32.480	1:36.962
9	25.392	1:37.163	22	37.592	1:35.448	122	35.941	1:36.445	122	39.501	1:36.082	9	37.304	1:36.694	217	37.088	1:44.155
122	28.521	1:37.106	47	45.573	1:38.470	22	39.996	1:35.991	22	42.753	1:35.279	122	42.795	1:35.535	9	40.438	1:36.368
93	1 LAP	1:58.633	58	46.208	1:38.471	47	48.897	1:36.911	47	53.892	1:37.517	69	1 LAP	1:45.460	122	46.370	1:36.809
22	34.505	1:35.743	29	47.688	1:41.165	58	50.147	1:37.526	58	54.852	1:37.227	22	45.037	1:34.525	22	46.614	1:34.811
17	37.861	1:37.505	11	54.021	1:41.781	29	52.015	1:37.914	29	57.297	1:37.804	47	58.360	1:36.709	93	2 LAPS	1:56.940
29	38.884	1:37.159	55	59.074	1:41.972	11	59.956	1:39.522	11	1:06.436	1:39.002	58	59.109	1:36.498	69	1 LAP	1:44.062
47	39.464	1:37.117	17	1:00.262	1:54.762	55	1:04.326	1:38.839	55	1:10.865	1:39.061	29	1:02.868	1:37.812	47	1:01.852	1:36.726
58	40.098	1:37.190	70	1:00.493	1:42.528	70	1:06.345	1:39.439	70	1:11.546	1:37.723	11	1:13.882	1:39.687	58	1:02.662	1:36.787
11	44.601	1:38.019	93	1 LAP	2:01.412	27	1:11.198	1:40.454	27	1:18.622	1:39.946	70	1:18.518	1:39.213	29	1:07.730	1:38.096
55	49.463	1:39.069	27	1:04.331	1:39.773	301	1:14.593	1:40.864	301	1:23.192	1:41.121	55	1:19.066	1:40.442	11	1:19.421	1:38.773
70	50.326	1:39.112	301	1:07.316	1:40.110	130	1:18.228	1:40.585	63	1:24.983	1:37.773	27	1:26.690	1:40.309	70	1:22.994	1:37.710
51	55.152	1:40.731	130	1:11.230	1:39.973	63	1:19.732	1:39.779	130	1:26.659	1:40.953	63	1:29.930	1:37.188	55	1:23.028	1:37.196
27	56.919	1:39.420	193	1:13.127	1:42.552	193	1:21.281	1:41.741	193	1:28.417	1:39.658	301	1:31.695	1:40.744			
301	59.567	1:39.961	28	1:13.317	1:41.796	28	1:21.742	1:42.012	28	1:28.934	1:39.714	130	1:33.100	1:38.682			
193	1:02.936	1:40.763	63	1:13.540	1:37.810	145	1:25.385	1:42.605									
130	1:03.618	1:40.981	145	1:16.367	1:42.448	93	1 LAP	1:58.972									
28	1:03.882	1:40.713															
145	1:06.280	1:41.366															
63	1:08.091	1:36.107															
69	1:30.574	1:44.105															

Session Start: 11:18:33 - Finish: 11:40:24

Weather/Track Conditions: Bright/Dry

Circuit: Brands Hatch Grand Prix Circuit

Track Length: 3.916 Km - 2.4330 miles

'Legends of Brands Hatch' Historic Race Meeting - 1 - 3 Jul 2016

HSCC Classic Formula 3 supported by MB Wheels

Race 4 - Lap Chart

Lap 13			Lap 14		
NO	Behind	Laptime	NO	Behind	Laptime
80		1:32.448	80		1:32.994
63	1 LAP	1:36.975	20	1.985	1:32.214
27	1 LAP	1:40.457	77	2.429	1:32.139
20	2.765	1:32.787	1	3.237	1:32.723
77	3.284	1:32.631	21	3.984	1:32.759
1	3.508	1:32.424	63	1 LAP	1:39.968
21	4.219	1:32.962	27	1 LAP	1:42.107
130	1 LAP	1:40.879	7	12.016	1:33.851
301	1 LAP	1:43.705	2	14.687	1:34.924
7	11.159	1:33.390	130	1 LAP	1:41.836
193	1 LAP	1:41.076	52	18.886	1:34.184
2	12.757	1:34.184	193	1 LAP	1:40.043
28	1 LAP	1:41.026	28	1 LAP	1:39.917
52	17.696	1:32.996	301	1 LAP	1:44.751
145	1 LAP	1:40.477	81	24.052	1:35.213
81	21.833	1:34.173	33	24.614	1:35.329
33	22.279	1:33.305	145	1 LAP	1:42.624
25	32.833	1:35.905	8	36.518	1:35.313
8	34.199	1:34.167	217	40.221	1:34.733
217	38.482	1:33.842	9	46.058	1:35.726
9	43.326	1:35.336	22	52.860	1:35.312
122	50.186	1:36.264	122	54.088	1:36.896
22	50.542	1:36.376	47	1:10.602	1:37.693
69	1 LAP	1:44.112	58	1:13.102	1:38.979
47	1:05.903	1:36.499	69	1 LAP	1:45.140
58	1:07.117	1:36.903	29	1:18.881	1:39.212
93	2 LAPS	1:52.186	93	2 LAPS	1:52.046
29	1:12.663	1:37.381	11	1:32.732	1:39.318
11	1:26.408	1:39.435	70	1:35.831	1:39.609
70	1:29.216	1:38.670			

Session Start: 11:18:33 - Finish: 11:40:24
Weather/Track Conditions: Bright/Dry
Circuit: Brands Hatch Grand Prix Circuit
Track Length: 3.916 Km - 2.4330 miles

'Legends of Brands Hatch' Historic Race Meeting - 1 - 3 Jul 2016

HSCC/FJHRA Historic Formula Junior Front Engine 1958-1960

Race 5 - Classification

Sheet No:

POS	NO	DRIVER/S	CLASS	CLASS POS	CAR MAKE / MODEL	TIME	LAPS	GAP	DIFF	MPH	BEST	ON
1	12	Stuart Roach	B2	1	Alexis Mk2	21:46.343	11	-- 11 laps		73.75	1:46.347	6
2	32	Ray Mallock	B2	2	U2 Mk2	21:47.243	11	0.900	0.900	73.70	1:47.106	4
3	2	Mark Woodhouse	B2	3	Elva 100	21:47.907	11	1.564	0.664	73.66	1:48.187	5
4	25	Andrew Tart	B2	4	Bond FJ	21:52.560	11	6.217	4.653	73.40	1:49.099	6
5	5	Robin Longdon	B2	5	Lola Mk2	21:53.220	11	6.877	0.660	73.37	1:48.812	4
6	20	Michael Hibberd	B2	6	Lola Mk2	22:08.354	11	22.011	15.134	72.53	1:52.113	5
7	34	Iain Rowley	B2	7	Gemini Mk2	22:10.025	11	23.682	1.671	72.44	1:53.434	6
8	33	Chris Drake	B2	8	Terrier Mk4 Series 2	22:12.980	11	26.637	2.955	72.28	1:48.026	3
9	14	Crispian Besley	B2	9	Elva 100	22:20.511	11	34.168	7.531	71.87	1:52.671	6
10	91	Tony Olissoff	B1	1	Elfin Mk1	22:20.562	11	34.219	0.051	71.87	1:54.214	6
11	15	Ian Phillips	B2	10	BMC Mk1	22:20.676	11	34.333	0.114	71.86	1:53.606	6
12	30	Nigel Russell	B2	11	FMZ Junior	22:21.968	11	35.625	1.292	71.79	1:56.493	8
13	19	Ralf Emmerling	B2	12	Gemini Mk2	22:22.423	11	36.080	0.455	71.77	1:52.602	6
14	122	Robin Lackford	B2	13	Elva 100	22:23.387	11	37.044	0.964	71.72	1:56.208	5
15	127	Tom De Gres	A	1	Stanguellini FJ	22:52.739	11	1:06.396	29.352	70.18	1:57.486	5
16	38	Mike Fowler	B2	14	Gemini Mk2	22:54.366	11	1:08.023	1.627	70.10	1:57.696	3
17	29	William Grimshaw	B2	15	Moorland Mk1	23:07.019	11	1:20.676	12.653	69.46	1:59.629	5
18	37	Martin Sheppard	A	2	Stanguellini FJ	22:03.952	10	-- 10 laps	1:08.217	66.15	1:59.705	6
19	27	Paul Dixon	B2	16	Gemini Mk2	22:04.711	10	0.759	0.759	66.11	1:59.446	10
20	109	Pat Barford	B2	17	Lola Mk2	22:07.664	10	3.712	2.953	65.97	2:01.033	7
21	22	Richard Bishop-Miller	B2	18	Autosport Mk2	22:13.333	10	9.381	5.669	65.69	2:03.686	6
22	99	Simon Jones	B2	19	Elva 100	22:14.167	10	10.215	0.834	65.65	2:03.526	5
23	117	Vern Williamson	B1	2	Scorpion 500	22:18.749	10	14.797	4.582	65.42	2:02.506	5
24	3	Ian Robinson	B2	20	Lola Mk2	22:20.866	10	16.914	2.117	65.32	2:06.301	10
25	66	Tony Pearson	A	3	Bandini FJ	22:38.955	10	35.003	18.089	64.45	2:09.590	2
26	26	Roger Dexter	B2	21	Elva DKW 100	22:41.683	10	37.731	2.728	64.32	2:02.623	7

----- NOT CLASSIFIED -----

DNF 123	John Arnold	B2	Elva 100	18:03.007	9	-- 9 laps --		72.78	1:52.605	6
DNF 7	Duncan Rabagliati	B2	Alexis HF1	17:21.894	8	-- 8 laps --	1:42.421	67.25	2:05.468	4
DNF 17	Simon Goodliff	B2	Nike Mk1	13:19.651	7	-- 7 laps --		76.67	1:53.024	6
DNF 4	Graham Barron	B1	Gemini Mk2	10:14.451	5	-- 5 laps --	42.306	71.27	1:59.564	5
DNF 28	Colin McKay	B2	Gemini Mk2	6:35.269	3	-- 3 laps --	20.660	66.47	2:08.791	3
DNF 9	John Chisholm	B2	Gemini Mk2	8:12.508	2	-- 2 laps --	3:46.030	35.57	1:54.363	2
DNF 10	Mike Walker	B2	Bond FJ	2:04.448	1	-- 1 laps --		70.38		
DNF 41	Floris Jan Hekker	B2	Rayberg FJ							
DNF 90	Mike Gosbell	B1	Nota FJ							

----- FASTEST LAP SUMMARY -----

NO	DRIVER/S	CLASS	CAR MAKE / MODEL	FASTEST LAP	ON	MPH
12	Stuart Roach	B2	Alexis Mk2	1:46.347	6	82.36
91	Tony Olissoff	B1	Elfin Mk1	1:54.214	6	76.69
127	Tom De Gres	A	Stanguellini FJ	1:57.486	5	74.55

Car 9 requires a working transponder - Regulation Q.12.2.1 refers.

Session Start: 12:00:56 - Finish: 12:22:41

Weather/Track Conditions: Bright/Dry

Circuit: Brands Hatch Grand Prix Circuit

Track Length: 3.916 Km - 2.4330 miles

These results are provisional until the conclusion of any judicial and technical matters.

Clerk of the Course: <p style="text-align: center;">Julian Floyd</p>	Timekeeper: <p style="text-align: center;">Nick Palmer</p>	Issued at:
---	---	------------

'Legends of Brands Hatch' Historic Race Meeting - 1 - 3 Jul 2016

HSCC/FJHRA Historic Formula Junior Front Engine 1958-1960

Race 5 - Sector Analysis

2 Mark Woodhouse (B2)									Elva 100										
lap	Sect-1	Speed	Sect-2	Speed	Sect-3	Speed	TopSpeed	laptime	pit	lap	Sect-1	Speed	Sect-2	Speed	Sect-3	Speed	Topspeed	laptime	pit
1		87.1	49.287		26.395	107.6		1:56.745		7	33.852	88.2	49.240		26.739	107.4		1:49.831	
2	34.536	88.1	48.538		25.908	109.5		1:48.982		8	34.307	89.5	48.781		27.223	108.2		1:50.311	
3	34.580	87.6	48.392		25.865	108.9		1:48.837		9	33.918	85.1	1:13.815		44.569	63.3		2:32.302	
4	34.078	88.7	47.982		26.402	108.8		1:48.462		10	1:01.061	43.8	1:11.828		32.776	107.9		2:45.665	
5	33.878	88.7	48.327		25.982	108.6		1:48.187		11	34.534	88.9	48.219		25.867	108.6		1:48.620	
6	34.121	86.5	49.069		26.775	107.6		1:49.965		12									

3 Ian Robinson (B2)									Lola Mk2										
lap	Sect-1	Speed	Sect-2	Speed	Sect-3	Speed	TopSpeed	laptime	pit	lap	Sect-1	Speed	Sect-2	Speed	Sect-3	Speed	Topspeed	laptime	pit
1		72.0	59.482		31.443	100.0		2:29.066		6	40.832	71.7	57.299		31.253	101.7		2:09.384	
2	39.809	70.6	59.010		30.234	96.5		2:09.053		7	42.319	68.3	1:01.306		31.912	96.3		2:15.537	
3	39.716	70.7	57.330		29.724	104.1		2:06.770		8	41.677	74.3	57.245		31.365	101.7		2:10.287	
4	40.586	78.9	57.832		30.310	103.7		2:08.728		9	48.440	37.5	1:12.556		32.461	103.0		2:33.457	
5	40.752	78.3	59.609		31.922	103.9		2:12.283		10	39.418	77.3	55.825		31.058	89.5		2:06.301	

4 Graham Barron (B1)									Gemini Mk2										
lap	Sect-1	Speed	Sect-2	Speed	Sect-3	Speed	TopSpeed	laptime	pit	lap	Sect-1	Speed	Sect-2	Speed	Sect-3	Speed	Topspeed	laptime	pit
1		79.6	54.879		28.800	100.0		2:12.555		4	37.178	80.0	54.966		28.134	100.5		2:00.278	
2	37.605	79.7	55.833		28.341	101.6		2:01.779		5	36.670	80.6	54.577		28.317	99.3		1:59.564	
3	37.265	80.9	54.680		28.330	100.5		2:00.275		6									

5 Robin Longdon (B2)									Lola Mk2										
lap	Sect-1	Speed	Sect-2	Speed	Sect-3	Speed	TopSpeed	laptime	pit	lap	Sect-1	Speed	Sect-2	Speed	Sect-3	Speed	Topspeed	laptime	pit
1		81.2	49.338		26.437	108.4		1:57.828		7	34.986	84.1	48.233		27.187	109.8		1:50.406	
2	34.795	79.9	50.830		26.957	107.9		1:52.582		8	34.952	86.5	50.003		26.013	110.9		1:50.968	
3	34.602	78.0	48.786		26.183	108.9		1:49.571		9	38.838	61.8	1:05.113		43.594	63.3		2:27.545	
4	34.483	80.4	48.542		25.787	108.6		1:48.812		10	1:02.767	39.1	1:11.162		32.403	106.5		2:46.332	
5	34.467	85.4	48.503		26.097	109.8		1:49.067		11	35.765	81.7	49.209		26.085	109.1		1:51.059	
6	34.403	86.9	48.296		26.351	110.4		1:49.050		12									

7 Duncan Rabagliati (B2)									Alexis HF1										
lap	Sect-1	Speed	Sect-2	Speed	Sect-3	Speed	TopSpeed	laptime	pit	lap	Sect-1	Speed	Sect-2	Speed	Sect-3	Speed	Topspeed	laptime	pit
1		71.5	58.483		30.341	93.4		2:21.946		5	39.408	70.9	56.949		29.802	92.9		2:06.159	
2	39.325	69.1	58.853		30.067	93.0		2:08.245		6	39.027	70.1	58.012		31.419	90.0		2:08.458	
3	39.120	73.5	58.117		30.181	92.6		2:07.418		7	38.993	71.0	57.930		30.318	90.3		2:07.241	
4	39.081	69.8	56.725		29.662	92.5		2:05.468		8	40.030	70.9	1:00.606		36.323	61.9		2:16.959	

9 John Chisholm (B2)									Gemini Mk2										
lap	Sect-1	Speed	Sect-2	Speed	Sect-3	Speed	TopSpeed	laptime	pit	lap	Sect-1	Speed	Sect-2	Speed	Sect-3	Speed	Topspeed	laptime	pit
1								6:18.145		2								1:54.363	

10 Mike Walker (B2)									Bond FJ										
lap	Sect-1	Speed	Sect-2	Speed	Sect-3	Speed	TopSpeed	laptime	pit	lap	Sect-1	Speed	Sect-2	Speed	Sect-3	Speed	Topspeed	laptime	pit
1		83.4	51.278		27.518	103.9		2:04.448		2									

12 Stuart Roach (B2)									Alexis Mk2										
lap	Sect-1	Speed	Sect-2	Speed	Sect-3	Speed	TopSpeed	laptime	pit	lap	Sect-1	Speed	Sect-2	Speed	Sect-3	Speed	Topspeed	laptime	pit
1		87.9	48.206		26.234	109.7		1:54.594		7	33.583	86.9	48.879		27.852	105.9		1:50.314	
2	34.217	89.7	48.678		25.943	109.1		1:48.838		8	33.580	87.7	47.590		25.905	108.2		1:47.075	
3	33.945	87.3	49.703		25.437	109.3		1:49.085		9	36.319	43.9	1:19.958		43.602	71.7		2:39.879	
4	33.304	87.8	47.256		26.413	107.4		1:46.973		10	1:01.910	42.9	1:11.913		34.451	103.9		2:48.274	
5	33.707	89.5	48.332		25.513	108.8		1:47.552		11	34.075	86.9	47.398		25.939	107.7		1:47.412	
6	33.208	89.1	47.042		26.097	109.1		1:46.347		12									

Session Start: 12:00:56 - Finish: 12:22:41
 Weather/Track Conditions: Bright/Dry
 Circuit: Brands Hatch Grand Prix Circuit
 Track Length: 3.916 Km - 2.4330 miles

'Legends of Brands Hatch' Historic Race Meeting - 1 - 3 Jul 2016

HSCC/FJHRA Historic Formula Junior Front Engine 1958-1960

Race 5 - Sector Analysis

14 Crispian Besley (B2)									Elva 100								
lap	Sect-1	Speed	Sect-2	Speed	Sect-3	Speed	TopSpeed	laptime pit	lap	Sect-1	Speed	Sect-2	Speed	Sect-3	Speed	Topspeed	laptime pit
1		81.5	54.482		27.819	102.6		2:10.708	7	35.377	85.1	50.680		27.445	104.1		1:53.502
2	37.264	83.9	52.438		27.170	103.7		1:56.872	8	34.859	87.0	51.171		32.260	62.7		1:58.290
3	36.049	86.3	52.768		28.048	102.0		1:56.865	9	44.087	65.3	1:03.612		35.970	83.7		2:23.669
4	36.426	83.2	52.798		27.513	104.1		1:56.737	10	45.187	58.2	1:05.650		29.016	101.4		2:19.853
5	35.710	84.2	51.520		26.951	104.9		1:54.181	11	35.737	83.5	51.589		29.837	95.8		1:57.163
6	35.078	86.4	50.751		26.842	104.4		1:52.671	12								

15 Ian Phillips (B2)									BMC Mk1								
lap	Sect-1	Speed	Sect-2	Speed	Sect-3	Speed	TopSpeed	laptime pit	lap	Sect-1	Speed	Sect-2	Speed	Sect-3	Speed	Topspeed	laptime pit
1		83.7	54.584		28.086	104.9		2:10.390	7	35.501	83.1	52.019		28.263	104.2		1:55.783
2	37.021	84.1	52.672		26.985	105.0		1:56.678	8	35.652	82.0	53.175		30.182	87.3		1:59.009
3	36.074	84.4	52.373		27.262	105.9		1:55.709	9	40.027	64.1	1:03.505		35.993	79.5		2:19.525
4	35.979	83.6	54.234		27.524	101.9		1:57.737	10	44.605	56.6	1:05.805		28.609	104.9		2:19.019
5	36.080	85.2	52.751		27.285	104.5		1:56.116	11	36.363	83.3	52.026		28.715	92.9		1:57.104
6	35.185	82.1	51.465		26.956	105.5		1:53.606	12								

17 Simon Goodliff (B2)									Nike Mk1								
lap	Sect-1	Speed	Sect-2	Speed	Sect-3	Speed	TopSpeed	laptime pit	lap	Sect-1	Speed	Sect-2	Speed	Sect-3	Speed	Topspeed	laptime pit
1		85.9	50.255		27.515	106.9		1:59.469	5	35.609	86.9	50.342		27.082	107.0		1:53.033
2	35.693	85.8	50.417		26.931	107.6		1:53.041	6	35.713	87.4	50.286		27.025	106.9		1:53.024
3	35.791	87.6	50.186		27.260	106.0		1:53.237	7	35.577	86.8	50.476		28.429	104.9		1:54.482
4	35.975	86.9	50.309		27.081	106.7		1:53.365	8								

19 Ralf Emmerling (B2)									Gemini Mk2								
lap	Sect-1	Speed	Sect-2	Speed	Sect-3	Speed	TopSpeed	laptime pit	lap	Sect-1	Speed	Sect-2	Speed	Sect-3	Speed	Topspeed	laptime pit
1		83.9	51.308		26.915	106.2		2:01.721	7	35.175	86.3	51.653		26.856	106.0		1:53.684
2	35.662	84.8	51.372		26.785	107.0		1:53.819	8	35.467	86.3	53.351		26.869	103.4		1:55.687
3	35.788	84.8	52.014		27.351	106.2		1:55.153	9	36.861	79.7	51.973		32.247	62.6		2:01.081
4	35.989	81.7	52.585		27.158	106.9		1:55.732	10	1:04.561	35.4	1:11.175		33.672	103.7		2:49.408
5	35.309	85.8	51.195		26.700	106.7		1:53.204	11	36.529	84.7	52.275		41.528	85.6		2:10.332
6	35.239	85.0	50.306		27.057	105.7		1:52.602	12								

20 Michael Hibberd (B2)									Lola Mk2								
lap	Sect-1	Speed	Sect-2	Speed	Sect-3	Speed	TopSpeed	laptime pit	lap	Sect-1	Speed	Sect-2	Speed	Sect-3	Speed	Topspeed	laptime pit
1		83.4	51.633		26.693	108.9		2:04.968	7	35.434	83.7	50.754		27.305	108.2		1:53.493
2	37.371	71.9	51.689		26.816	109.5		1:55.876	8	35.633	85.1	52.439		27.292	106.7		1:55.364
3	35.890	82.3	51.831		27.598	106.0		1:55.319	9	37.028	79.9	52.028		32.416	57.6		2:01.472
4	35.790	87.0	50.446		26.620	109.8		1:52.856	10	1:04.307	34.2	1:11.141		33.686	102.5		2:49.134
5	35.115	83.6	50.290		26.708	109.1		1:52.113	11	36.332	82.6	52.024		26.919	108.4		1:55.275
6	35.395	84.9	50.343		26.746	109.5		1:52.484	12								

22 Richard Bishop-Miller (B2)									Autosport Mk2								
lap	Sect-1	Speed	Sect-2	Speed	Sect-3	Speed	TopSpeed	laptime pit	lap	Sect-1	Speed	Sect-2	Speed	Sect-3	Speed	Topspeed	laptime pit
1		67.3	1:00.020		30.599	90.0		2:24.084	6	37.583	70.4	55.628		30.475	89.8		2:03.686
2	38.392	71.5	58.764		29.827	90.7		2:06.983	7	37.564	73.3	58.846		30.125	90.0		2:06.535
3	38.368	71.0	56.847		29.744	92.4		2:04.959	8	38.875	64.6	1:01.581		41.879	57.6		2:22.335
4	39.068	69.1	56.970		29.936	90.3		2:05.974	9	1:04.599	37.5	1:09.748		34.121	88.4		2:48.468
5	37.752	71.5	56.987		29.931	90.5		2:04.670	10	38.232	71.3	57.288		30.119	89.3		2:05.639

25 Andrew Tart (B2)									Bond FJ								
lap	Sect-1	Speed	Sect-2	Speed	Sect-3	Speed	TopSpeed	laptime pit	lap	Sect-1	Speed	Sect-2	Speed	Sect-3	Speed	Topspeed	laptime pit
1		88.2	49.085		26.613	111.3		1:58.817	7	34.755	90.1	48.638		26.865	113.0		1:50.258
2	34.687	89.3	50.172		26.198	112.6		1:51.057	8	34.654	91.6	50.149		26.007	113.2		1:50.810
3	34.659	88.6	48.773		25.908	112.4		1:49.340	9	34.893	84.0	1:08.408		43.957	63.6		2:27.258
4	34.682	90.0	48.416		26.086	112.2		1:49.184	10	1:02.320	43.1	1:11.770		32.619	104.9		2:46.709
5	34.550	90.7	48.619		25.965	112.2		1:49.134	11	35.068	88.9	49.884		25.942	112.8		1:50.894
6	34.278	90.6	48.442		26.379	112.6		1:49.099	12								

Session Start: 12:00:56 - Finish: 12:22:41
 Weather/Track Conditions: Bright/Dry
 Circuit: Brands Hatch Grand Prix Circuit
 Track Length: 3.916 Km - 2.4330 miles

'Legends of Brands Hatch' Historic Race Meeting - 1 - 3 Jul 2016

HSCC/FJHRA Historic Formula Junior Front Engine 1958-1960

Race 5 - Sector Analysis

26 Roger Dexter (B2)									Elva DKW 100								
lap	Sect-1	Speed	Sect-2	Speed	Sect-3	Speed	TopSpeed	laptime pit	lap	Sect-1	Speed	Sect-2	Speed	Sect-3	Speed	Topspeed	laptime pit
1		71.9	57.019		29.411	97.7		2:19.079	6	37.607	72.6	55.660		29.815	98.3		2:03.082
2	38.733	70.8	58.499		30.102	95.4		2:07.334	7	37.722	75.4	55.296		29.605	97.6		2:02.623
3	38.944	71.3	58.124		29.650	96.5		2:06.718	8	41.683	51.8	1:06.013		42.378	60.5		2:30.074
4	38.531	72.6	56.675		29.515	97.6		2:04.721	9	1:02.689	39.4	1:11.369		33.344	97.4		2:47.402
5	38.009	76.6	56.183		29.060	98.0		2:03.252	10	38.459	76.6	55.828		1:03.111	78.7		2:37.398

27 Paul Dixon (B2)									Gemini Mk2								
lap	Sect-1	Speed	Sect-2	Speed	Sect-3	Speed	TopSpeed	laptime pit	lap	Sect-1	Speed	Sect-2	Speed	Sect-3	Speed	Topspeed	laptime pit
1		67.9	56.872		28.538	98.0		2:19.447	6	37.979	78.5	55.450		29.290	96.2		2:02.719
2	39.445	71.9	58.696		29.205	94.4		2:07.346	7	38.566	77.8	54.968		28.910	93.5		2:02.444
3	40.605	66.0	57.249		28.878	95.6		2:06.732	8	42.364	52.8	1:05.978		42.065	61.5		2:30.407
4	38.766	75.1	57.017		28.937	94.2		2:04.720	9	1:03.925	39.4	1:10.237		33.577	101.4		2:47.739
5	38.256	71.8	57.151		28.304	101.9		2:03.711	10	38.703	75.7	53.187		27.556	107.4		1:59.446

28 Colin McKay (B2)									Gemini Mk2								
lap	Sect-1	Speed	Sect-2	Speed	Sect-3	Speed	TopSpeed	laptime pit	lap	Sect-1	Speed	Sect-2	Speed	Sect-3	Speed	Topspeed	laptime pit
1		74.1	55.262		29.751	93.9		2:15.056	3	39.868	68.1	57.772		31.151	89.8		2:08.791
2	40.602	61.8	59.063		31.757	81.1		2:11.422	4								

29 William Grimshaw (B2)									Moorland Mk1								
lap	Sect-1	Speed	Sect-2	Speed	Sect-3	Speed	TopSpeed	laptime pit	lap	Sect-1	Speed	Sect-2	Speed	Sect-3	Speed	Topspeed	laptime pit
1		70.8	54.076		28.774	98.4		2:13.325	7	37.686	73.9	55.526		30.459	84.8		2:03.671
2	37.995	71.6	54.931		28.941	98.7		2:01.867	8	39.202	71.8	1:00.152		31.842	85.0		2:11.196
3	36.713	80.5	54.815		28.367	100.9		1:59.895	9	45.266	61.4	1:01.140		31.595	86.8		2:18.001
4	37.159	76.5	55.492		28.207	99.5		2:00.858	10	39.126	67.9	58.849		29.148	93.9		2:07.123
5	35.788	80.8	55.197		28.644	96.7		1:59.629	11	36.930	73.5	1:01.113		33.241	69.0		2:11.284
6	36.146	78.2	54.420		29.604	91.1		2:00.170	12								

30 Nigel Russell (B2)									FMZ Junior								
lap	Sect-1	Speed	Sect-2	Speed	Sect-3	Speed	TopSpeed	laptime pit	lap	Sect-1	Speed	Sect-2	Speed	Sect-3	Speed	Topspeed	laptime pit
1		81.6	54.032		27.779	99.7		2:09.168	7	36.731	80.1	52.189		27.641	98.4		1:56.561
2	36.559	80.7	52.944		27.544	100.0		1:57.047	8	36.037	81.3	52.498		27.958	97.2		1:56.493
3	36.513	83.3	53.190		28.413	99.0		1:58.116	9	37.898	73.7	1:01.570		35.744	92.1		2:15.212
4	36.206	81.8	53.389		28.066	99.5		1:57.661	10	44.559	58.0	1:05.919		29.262	99.9		2:19.740
5	36.539	80.2	52.400		27.606	99.2		1:56.545	11	36.675	78.8	51.550		28.829	97.0		1:57.054
6	36.106	80.3	53.903		28.362	96.6		1:58.371	12								

32 Ray Mallock (B2)									U2 Mk2								
lap	Sect-1	Speed	Sect-2	Speed	Sect-3	Speed	TopSpeed	laptime pit	lap	Sect-1	Speed	Sect-2	Speed	Sect-3	Speed	Topspeed	laptime pit
1		88.6	48.458		25.982	113.0		1:54.042	7	33.612	90.1	49.023		26.667	111.5		1:49.302
2	34.155	90.4	50.067		25.643	114.9		1:49.865	8	34.076	89.7	49.590		26.093	112.8		1:49.759
3	33.911	85.4	49.786		25.636	114.3		1:49.333	9	33.935	75.1	1:17.087		43.351	76.7		2:34.373
4	33.633	89.2	47.801		25.672	114.1		1:47.106	10	1:02.110	44.5	1:11.646		33.368	107.4		2:47.124
5	33.709	88.5	49.204		25.798	114.1		1:48.711	11	34.383	86.4	48.125		25.742	114.1		1:48.250
6	33.568	88.0	50.054		25.756	113.5		1:49.378	12								

33 Chris Drake (B2)									Terrier Mk4 Series 2								
lap	Sect-1	Speed	Sect-2	Speed	Sect-3	Speed	TopSpeed	laptime pit	lap	Sect-1	Speed	Sect-2	Speed	Sect-3	Speed	Topspeed	laptime pit
1		88.2	48.525		25.710	108.9		1:54.562	7	34.620	79.0	51.860		28.264	107.0		1:54.744
2	33.969	89.7	48.682		25.740	109.5		1:48.391	8	37.113	67.3	1:01.698		28.397	100.0		2:07.208
3	33.774	84.2	48.443		25.809	109.7		1:48.026	9	38.472	63.8	1:04.225		37.041	59.1		2:19.738
4	33.765	87.0	48.197		26.458	109.3		1:48.420	10	1:04.153	37.1	1:09.649		32.576	105.4		2:46.378
5	33.722	87.7	49.481		25.466	110.0		1:48.669	11	37.656	71.6	55.077		33.107	94.3		2:05.840
6	33.789	82.2	51.226		25.989	110.7		1:51.004	12								

Session Start: 12:00:56 - Finish: 12:22:41
Weather/Track Conditions: Bright/Dry
Circuit: Brands Hatch Grand Prix Circuit
Track Length: 3.916 Km - 2.4330 miles

'Legends of Brands Hatch' Historic Race Meeting - 1 - 3 Jul 2016

HSCC/FJHRA Historic Formula Junior Front Engine 1958-1960

Race 5 - Sector Analysis

34 Iain Rowley (B2)									Gemini Mk2										
lap	Sect-1	Speed	Sect-2	Speed	Sect-3	Speed	TopSpeed	laptime	pit	lap	Sect-1	Speed	Sect-2	Speed	Sect-3	Speed	Topspeed	laptime	pit
1		73.9	52.185		27.852	104.4		2:04.479		7	35.917	85.3	51.903		27.586	105.2		1:55.406	
2	36.983	77.8	51.922		27.229	105.5		1:56.134		8	36.073	85.9	51.910		30.788	91.4		1:58.771	
3	35.993	80.9	51.700		27.684	106.0		1:55.377		9	41.215	73.1	57.658		31.070	101.1		2:09.943	
4	35.891	82.7	51.215		27.309	106.0		1:54.415		10	48.143	46.6	1:12.601		31.759	102.3		2:32.503	
5	35.877	80.3	50.958		27.097	105.9		1:53.932		11	35.866	85.3	51.767		27.998	101.2		1:55.631	
6	35.381	85.6	50.859		27.194	105.7		1:53.434		12									

37 Martin Sheppard (A)									Stanguellini FJ										
lap	Sect-1	Speed	Sect-2	Speed	Sect-3	Speed	TopSpeed	laptime	pit	lap	Sect-1	Speed	Sect-2	Speed	Sect-3	Speed	Topspeed	laptime	pit
1		64.8	58.548		29.479	97.0		2:22.267		6	36.924	75.7	54.757		28.024	102.2		1:59.705	
2	38.861	71.4	58.097		28.967	100.5		2:05.925		7	38.012	77.2	54.618		28.854	104.7		2:01.484	
3	39.516	65.2	57.732		29.015	102.0		2:06.263		8	37.782	78.1	1:09.857		43.791	63.6		2:31.430	
4	38.831	69.7	56.806		28.773	103.1		2:04.410		9	1:02.148	42.6	1:12.235		33.089	95.6		2:47.472	
5	38.487	74.1	55.668		28.540	104.1		2:02.695		10	38.701	73.5	55.314		28.286	98.9		2:02.301	

38 Mike Fowler (B2)									Gemini Mk2										
lap	Sect-1	Speed	Sect-2	Speed	Sect-3	Speed	TopSpeed	laptime	pit	lap	Sect-1	Speed	Sect-2	Speed	Sect-3	Speed	Topspeed	laptime	pit
1		78.3	54.677		29.317	105.4		2:13.485		7	37.568	77.1	55.643		29.951	104.2		2:03.162	
2	37.387	83.6	54.327		28.391	105.0		2:00.105		8	38.060	80.1	59.925		36.480	72.6		2:14.465	
3	36.612	83.7	52.990		28.094	105.5		1:57.696		9	44.511	73.8	59.808		32.014	101.2		2:16.333	
4	37.889	80.4	53.594		28.100	105.2		1:59.583		10	40.412	76.3	56.438		28.467	106.5		2:05.317	
5	38.294	80.1	54.464		28.825	104.4		2:01.583		11	37.899	80.7	54.511		30.360	104.5		2:02.770	
6	37.652	79.7	53.784		28.431	104.7		1:59.867		12									

41 Floris Jan Hekker (B2)									Rayberg FJ										
lap	Sect-1	Speed	Sect-2	Speed	Sect-3	Speed	TopSpeed	laptime	pit	lap	Sect-1	Speed	Sect-2	Speed	Sect-3	Speed	Topspeed	laptime	pit
1										1									

66 Tony Pearson (A)									Bandini FJ										
lap	Sect-1	Speed	Sect-2	Speed	Sect-3	Speed	TopSpeed	laptime	pit	lap	Sect-1	Speed	Sect-2	Speed	Sect-3	Speed	Topspeed	laptime	pit
1		67.7	1:00.030		31.168	94.7		2:27.406		6	40.124	68.8	58.537		32.061	88.9		2:10.722	
2	40.864	67.3	58.857		29.869	96.0		2:09.590		7	40.167	67.1	1:03.189		33.041	82.8		2:16.397	
3	40.106	66.5	1:00.603		30.254	94.0		2:10.963		8	44.353	60.4	1:05.187		35.960	75.9		2:25.500	
4	39.977	71.8	59.309		30.881	95.0		2:10.167		9	44.093	61.6	1:04.699		33.835	83.4		2:22.627	
5	39.289	71.8	1:00.007		32.228	90.9		2:11.524		10	40.484	70.6	59.520		34.055	85.3		2:14.059	

90 Mike Gosbell (B1)									Nota FJ										
lap	Sect-1	Speed	Sect-2	Speed	Sect-3	Speed	TopSpeed	laptime	pit	lap	Sect-1	Speed	Sect-2	Speed	Sect-3	Speed	Topspeed	laptime	pit
1										1									

91 Tony Olissoff (B1)									Elfin Mk1										
lap	Sect-1	Speed	Sect-2	Speed	Sect-3	Speed	TopSpeed	laptime	pit	lap	Sect-1	Speed	Sect-2	Speed	Sect-3	Speed	Topspeed	laptime	pit
1		80.9	52.856		27.597	101.9		2:07.697		7	35.335	81.5	51.737		27.524	100.5		1:54.596	
2	37.400	81.6	52.599		27.198	102.0		1:57.197		8	35.112	82.7	51.544		30.871	90.4		1:57.527	
3	35.832	83.2	52.190		27.425	102.2		1:55.447		9	44.176	65.2	1:05.084		35.889	79.4		2:25.149	
4	35.622	82.3	52.353		27.387	101.7		1:55.362		10	44.643	67.5	1:04.284		33.317	95.5		2:22.244	
5	35.261	83.2	52.694		27.274	101.2		1:55.229		11	35.745	82.4	51.938		28.217	96.5		1:55.900	
6	35.522	82.4	51.551		27.141	99.9		1:54.214		12									

99 Simon Jones (B2)									Elva 100										
lap	Sect-1	Speed	Sect-2	Speed	Sect-3	Speed	TopSpeed	laptime	pit	lap	Sect-1	Speed	Sect-2	Speed	Sect-3	Speed	Topspeed	laptime	pit
1		63.9	58.211		29.599	100.5		2:22.702		6	37.452	78.0	57.328		30.630	100.0		2:05.410	
2	38.777	78.4	59.032		28.678	102.8		2:06.487		7	39.604	82.0	56.881		29.951	99.6		2:06.436	
3	38.956	71.8	57.745		29.220	102.2		2:05.921		8	40.116	64.9	1:01.857		41.922	58.1		2:23.895	
4	38.632	72.6	56.738		28.869	102.5		2:04.239		9	1:04.588	36.0	1:09.887		33.318	99.9		2:47.793	
5	38.335	73.7	56.405		28.786	102.0		2:03.526		10	38.914	73.9	57.117		31.727	94.7		2:07.758	

Session Start: 12:00:56 - Finish: 12:22:41
Weather/Track Conditions: Bright/Dry
Circuit: Brands Hatch Grand Prix Circuit
Track Length: 3.916 Km - 2.4330 miles

'Legends of Brands Hatch' Historic Race Meeting - 1 - 3 Jul 2016

HSCC/FJHRA Historic Formula Junior Front Engine 1958-1960

Race 5 - Sector Analysis

109 Pat Barford (B2)									Lola Mk2								
lap	Sect-1	Speed	Sect-2	Speed	Sect-3	Speed	TopSpeed	laptime pit	lap	Sect-1	Speed	Sect-2	Speed	Sect-3	Speed	Topspeed	laptime pit
1		68.5	1:00.056		31.373	105.0		2:28.209	6	36.345	95.8	56.197		29.455	105.0		2:01.997
2	38.722	77.3	58.534		29.753	105.9		2:07.009	7	37.137	75.9	55.475		28.421	99.0		2:01.033
3	37.618	77.9	56.654		28.976	103.6		2:03.248	8	43.826	42.8	1:04.609		42.280	60.9		2:30.715
4	38.732	75.7	57.149		28.831	106.5		2:04.712	9	1:04.184	34.9	1:09.838		33.203	102.2		2:47.225
5	37.881	75.1	55.290		28.099	107.7		2:01.270	10	39.076	74.9	54.734		28.436	104.7		2:02.246

117 Vern Williamson (B1)									Scorpion 500								
lap	Sect-1	Speed	Sect-2	Speed	Sect-3	Speed	TopSpeed	laptime pit	lap	Sect-1	Speed	Sect-2	Speed	Sect-3	Speed	Topspeed	laptime pit
1		65.8	58.921		30.424	97.0		2:24.874	6	39.613	73.3	57.962		30.439	98.9		2:08.014
2	39.716	72.0	57.863		29.692	100.3		2:07.271	7	39.374	77.7	56.641		29.405	99.6		2:05.420
3	38.990	74.3	57.286		29.391	95.2		2:05.667	8	41.240	62.3	1:02.871		36.154	60.1		2:20.265
4	41.295	74.5	56.564		29.217	100.3		2:07.076	9	1:04.614	34.7	1:11.526		34.073	97.0		2:50.213
5	39.116	76.7	54.513		28.877	101.6		2:02.506	10	40.790	73.7	55.535		31.118	91.5		2:07.443

122 Robin Lackford (B2)									Elva 100								
lap	Sect-1	Speed	Sect-2	Speed	Sect-3	Speed	TopSpeed	laptime pit	lap	Sect-1	Speed	Sect-2	Speed	Sect-3	Speed	Topspeed	laptime pit
1		79.3	54.893		28.518	100.9		2:09.310	7	36.837	77.9	52.469		28.178	100.2		1:57.484
2	37.198	79.8	54.377		28.186	101.9		1:59.761	8	35.958	81.1	52.419		30.760	89.1		1:59.137
3	36.244	80.8	52.930		28.174	100.9		1:57.348	9	38.675	75.9	58.282		36.041	88.2		2:12.998
4	36.026	80.8	52.811		28.378	101.2		1:57.215	10	44.248	63.0	1:05.508		28.897	98.6		2:18.653
5	35.942	81.1	52.249		28.017	100.0		1:56.208	11	36.327	80.8	52.325		29.663	96.5		1:58.315
6	36.198	80.0	52.571		28.189	100.2		1:56.958	12								

123 John Arnold (B2)									Elva 100								
lap	Sect-1	Speed	Sect-2	Speed	Sect-3	Speed	TopSpeed	laptime pit	lap	Sect-1	Speed	Sect-2	Speed	Sect-3	Speed	Topspeed	laptime pit
1		77.2	54.427		27.977	103.3		2:10.526	6	34.834	86.2	51.003		26.768	105.7		1:52.605
2	37.644	76.4	53.123		27.178	107.0		1:57.945	7	34.713	85.7	51.438		27.320	106.0		1:53.471
3	35.273	83.6	53.046		27.399	106.0		1:55.718	8	35.275	85.4	51.114		32.572	70.0		1:58.961
4	35.169	85.7	54.005		27.268	107.6		1:56.442	9	43.460	63.8	1:04.148		35.926	77.2		2:23.534
5	35.075	84.4	51.780		26.950	106.2		1:53.805	10								

127 Tom De Gres (A)									Stanguellini FJ								
lap	Sect-1	Speed	Sect-2	Speed	Sect-3	Speed	TopSpeed	laptime pit	lap	Sect-1	Speed	Sect-2	Speed	Sect-3	Speed	Topspeed	laptime pit
1		74.4	57.093		28.694	101.2		2:17.278	7	37.269	73.0	54.825		28.237	105.2		2:00.331
2	38.166	78.8	54.992		28.045	105.5		2:01.203	8	37.309	76.4	58.304		37.184	74.9		2:12.797
3	37.954	82.3	55.612		27.931	104.5		2:01.497	9	41.652	69.4	59.978		33.176	79.5		2:14.806
4	37.301	81.2	53.889		27.645	106.2		1:58.835	10	40.393	69.1	58.116		28.369	104.9		2:06.878
5	37.041	84.1	53.110		27.335	104.7		1:57.486	11	37.565	81.1	54.884		29.254	90.4		2:01.703
6	37.515	75.6	53.554		28.856	98.0		1:59.925	12								

Session Start: 12:00:56 - Finish: 12:22:41
 Weather/Track Conditions: Bright/Dry
 Circuit: Brands Hatch Grand Prix Circuit
 Track Length: 3.916 Km - 2.4330 miles

'Legends of Brands Hatch' Historic Race Meeting - 1 - 3 Jul 2016

HSCC/FJHRA Historic Formula Junior Front Engine 1958-1960

Race 5 - Best Sector Times

POS	NO	DRIVER/S	Sector 1			Sector 2			Sector 3			IDEAL LAP	BEST LAP	On
			TIME	LAP	POS	TIME	LAP	POS	TIME	LAP	POS			
1	12	Stuart Roach	33.208	6	1	47.042	6	1	25.437	3	1	1:45.687	1:46.347	6
2	32	Ray Mallock	33.568	6	2	47.801	4	2	25.636	3	3	1:47.005	1:47.106	4
3	2	Mark Woodhouse	33.852	7	4	47.982	4	3	25.865	3	5	1:47.699	1:48.187	5
4	25	Andrew Tart	34.278	6	5	48.416	4	6	25.908	3	6	1:48.602	1:49.099	6
5	5	Robin Longdon	34.403	6	6	48.233	7	5	25.787	4	4	1:48.423	1:48.812	4
6	20	Michael Hibberd	35.115	5	10	50.290	5	8	26.620	4	7	1:52.025	1:52.113	5
7	34	Iain Rowley	35.381	6	13	50.859	6	11	27.097	5	13	1:53.337	1:53.434	6
8	33	Chris Drake	33.722	5	3	48.197	4	4	25.466	5	2	1:47.385	1:48.026	3
9	14	Crispian Besley	34.859	8	8	50.680	7	10	26.842	6	10	1:52.381	1:52.671	6
10	91	Tony Olissoff	35.112	8	9	51.544	8	15	27.141	6	14	1:53.797	1:54.214	6
11	15	Ian Phillips	35.185	6	12	51.465	6	14	26.956	6	12	1:53.606	1:53.606	6
12	30	Nigel Russell	36.037	8	17	51.550	11	16	27.544	2	17	1:55.131	1:56.493	8
13	19	Ralf Emmerling	35.175	7	11	50.306	6	9	26.700	5	8	1:52.181	1:52.602	6
14	122	Robin Lackford	35.942	5	16	52.249	5	17	28.017	5	19	1:56.208	1:56.208	5
15	127	Tom De Gres	37.041	5	22	53.110	5	19	27.335	5	15	1:57.486	1:57.486	5
16	38	Mike Fowler	36.612	3	19	52.990	3	18	28.094	3	21	1:57.696	1:57.696	3
17	29	William Grimshaw	35.788	5	15	54.076	1	21	28.207	4	24	1:58.071	1:59.629	5
18	37	Martin Sheppard	36.924	6	21	54.618	7	24	28.024	6	20	1:59.566	1:59.705	6
19	27	Paul Dixon	37.979	6	27	53.187	10	20	27.556	10	18	1:58.722	1:59.446	10
20	109	Pat Barford	36.345	6	18	54.734	10	25	28.099	5	22	1:59.178	2:01.033	7
21	22	Richard Bishop-Miller	37.564	7	24	55.628	6	28	29.744	3	30	2:02.936	2:03.686	6
22	99	Simon Jones	37.452	6	23	56.405	5	30	28.678	2	25	2:02.535	2:03.526	5
23	117	Vern Williamson	38.990	3	28	54.513	5	23	28.877	5	26	2:02.380	2:02.506	5
24	3	Ian Robinson	39.418	10	31	55.825	10	29	29.724	3	29	2:04.967	2:06.301	10
25	66	Tony Pearson	39.289	5	30	58.537	6	32	29.869	2	32	2:07.695	2:09.590	2
26	26	Roger Dexter	37.607	6	25	55.296	7	27	29.060	5	27	2:01.963	2:02.623	7
27	123	John Arnold	34.713	7	7	51.003	6	12	26.768	6	9	1:52.484	1:52.605	6
28	7	Duncan Rabagliati	38.993	7	29	56.725	4	31	29.662	4	28	2:05.380	2:05.468	4
29	17	Simon Goodliff	35.577	7	14	50.186	3	7	26.931	2	11	1:52.694	1:53.024	6
30	4	Graham Barron	36.670	5	20	54.323	6	22	28.134	4	23	1:59.127	1:59.564	5
31	28	Colin McKay	39.868	3	32	55.262	1	26	29.751	1	31	2:04.881	2:08.791	3
32	9	John Chisholm											1:54.363	2
33	10	Mike Walker	37.805	2	26	51.278	1	13	27.518	1	16	1:56.601		
34	41	Floris Jan Hekker												
35	90	Mike Gosbell												

Session Start: 12:00:56 - Finish: 12:22:41

Weather/Track Conditions: Bright/Dry

Circuit: Brands Hatch Grand Prix Circuit

Track Length: 3.916 Km - 2.4330 miles



'Legends of Brands Hatch' Historic Race Meeting - 1 - 3 Jul 2016

HSCC/FJHRA Historic Formula Junior Front Engine 1958-1960

Race 5 - Best Sector Speeds

	NO	SECTOR 1	MPH	NO	SECTOR 2	MPH	NO	SECTOR 3	MPH
1	25	Andrew Tart	91.6	NO SPEED TRAP			32	Ray Mallock	114.9
2	32	Ray Mallock	90.4				25	Andrew Tart	113.2
3	12	Stuart Roach	89.7				5	Robin Longdon	110.9
4	33	Chris Drake	89.7				33	Chris Drake	110.7
5	2	Mark Woodhouse	89.5				20	Michael Hibberd	109.8
6	17	Simon Goodliff	87.6				12	Stuart Roach	109.7
7	14	Crispian Besley	87.0				2	Mark Woodhouse	109.5
8	20	Michael Hibberd	87.0				109	Pat Barford	107.7
9	5	Robin Longdon	86.9				17	Simon Goodliff	107.6
10	19	Ralf Emmerling	86.3				123	John Arnold	107.6
11	123	John Arnold	86.2				27	Paul Dixon	107.4
12	34	Iain Rowley	85.9				19	Ralf Emmerling	107.0
13	15	Ian Phillips	85.2				38	Mike Fowler	106.5
14	127	Tom De Gres	84.1				127	Tom De Gres	106.2
15	38	Mike Fowler	83.7				34	Iain Rowley	106.0
16	10	Mike Walker	83.4				15	Ian Phillips	105.9
17	30	Nigel Russell	83.3				14	Crispian Besley	104.9
18	91	Tony Olissoff	83.2				37	Martin Sheppard	104.7
19	99	Simon Jones	82.0				3	Ian Robinson	104.1
20	122	Robin Lackford	81.1				10	Mike Walker	103.9
21	4	Graham Barron	80.9				99	Simon Jones	102.8
22	29	William Grimshaw	80.8				91	Tony Olissoff	102.2
23	3	Ian Robinson	78.9				122	Robin Lackford	101.9
24	27	Paul Dixon	78.5				4	Graham Barron	101.6
25	37	Martin Sheppard	78.1				117	Vern Williamson	101.6
26	109	Pat Barford	77.9				29	William Grimshaw	100.9
27	117	Vern Williamson	77.7				30	Nigel Russell	100.0
28	26	Roger Dexter	76.6				26	Roger Dexter	98.3
29	28	Colin McKay	74.1				66	Tony Pearson	96.0
30	7	Duncan Rabagliati	73.5				28	Colin McKay	93.9
31	22	Richard Bishop-Miller	73.3				7	Duncan Rabagliati	93.4
32	66	Tony Pearson	71.8				22	Richard Bishop-Miller	92.4
33	9	John Chisholm	0.0				41	Floris Jan Hekker	59.7
34	41	Floris Jan Hekker	0.0				9	John Chisholm	0.0
35	90	Mike Gosbell	0.0				90	Mike Gosbell	0.0

Session Start: 12:00:56 - Finish: 12:22:41

Weather/Track Conditions: Bright/Dry

Circuit: Brands Hatch Grand Prix Circuit

Track Length: 3.916 Km - 2.4330 miles



'Legends of Brands Hatch' Historic Race Meeting - 1 - 3 Jul 2016

HSCC/FJHRA Historic Formula Junior Front Engine 1958-1960

Race 5 - Lap Chart

Lap 1			Lap 2			Lap 3			Lap 4			Lap 5			Lap 6		
NO	Behind	Laptime	NO	Behind	Laptime	NO	Behind	Laptime	NO	Behind	Laptime	NO	Behind	Laptime	NO	Behind	Laptime
32		1:54.042	33		1:48.391	33		1:48.026	33		1:48.420	12		1:47.552	12		1:46.347
33	0.520	1:54.562	12	0.479	1:48.838	12	1.538	1:49.085	12	0.091	1:46.973	33	1.026	1:48.669	32	5.046	1:49.378
12	0.552	1:54.594	32	0.954	1:49.865	32	2.261	1:49.333	32	0.947	1:47.106	32	2.015	1:48.711	33	5.683	1:51.004
2	2.703	1:56.745	2	2.774	1:48.982	2	3.585	1:48.837	2	3.627	1:48.462	2	4.171	1:48.187	2	7.789	1:49.965
5	3.786	1:57.828	25	6.921	1:51.057	25	8.235	1:49.340	25	8.999	1:49.184	25	10.490	1:49.134	3	1 LAP	2:12.283
25	4.775	1:58.817	5	7.457	1:52.582	5	9.002	1:49.571	5	9.394	1:48.812	5	10.818	1:49.067	25	13.242	1:49.099
17	5.427	1:59.469	17	9.557	1:53.041	17	14.768	1:53.237	17	19.713	1:53.365	17	25.103	1:53.033	5	13.521	1:49.050
19	7.679	2:01.721	19	12.587	1:53.819	19	19.714	1:55.153	19	27.026	1:55.732	19	32.587	1:53.204	66	1 LAP	2:11.524
10	10.406	2:04.448	34	17.660	1:56.134	34	25.011	1:55.377	20	29.620	1:52.856	20	34.090	1:52.113	17	31.780	1:53.024
34	10.437	2:04.479	20	17.891	1:55.876	20	25.184	1:55.319	34	31.006	1:54.415	34	37.295	1:53.932	19	38.842	1:52.602
20	10.926	2:04.968	91	21.941	1:57.197	91	29.362	1:55.447	91	36.304	1:55.362	91	43.890	1:55.229	20	40.227	1:52.484
91	13.655	2:07.697	30	23.262	1:57.047	15	31.798	1:55.709	15	41.115	1:57.737	123	47.394	1:53.805	34	44.382	1:53.434
30	15.126	2:09.168	15	24.115	1:56.678	123	33.210	1:55.718	123	41.232	1:56.442	14	48.321	1:54.181	91	51.757	1:54.214
122	15.268	2:09.310	14	24.627	1:56.872	30	33.352	1:58.116	14	41.783	1:56.737	15	49.588	1:56.116	123	53.652	1:52.605
15	16.348	2:10.390	123	25.518	1:57.945	14	33.466	1:56.865	30	42.593	1:57.661	30	51.495	1:56.545	14	54.645	1:52.671
123	16.484	2:10.526	122	26.118	1:59.761	122	35.440	1:57.348	122	44.235	1:57.215	122	52.800	1:56.208	15	56.847	1:53.606
14	16.666	2:10.708	38	30.637	2:00.105	38	40.307	1:57.696	38	51.470	1:59.583	38	1:05.410	2:01.583	122	1:03.411	1:56.958
4	18.513	2:12.555	4	31.381	2:01.779	4	43.630	2:00.275	9	2 LAPS	1:54.363	4	1:07.409	1:59.564	30	1:03.519	1:58.371
29	19.283	2:13.325	29	32.239	2:01.867	29	44.108	1:59.895	4	55.488	2:00.278	29	1:08.532	1:59.629	38	1:18.930	1:59.867
38	19.443	2:13.485	127	35.528	2:01.203	9	2 LAPS	6:18.145	29	56.546	2:00.858	127	1:09.257	1:57.486	29	1:22.355	2:00.170
28	21.014	2:15.056	26	43.460	2:07.334	127	48.999	2:01.497	127	59.414	1:58.835	26	1:34.062	2:03.252	127	1:22.835	1:59.925
127	23.236	2:17.278	28	43.525	2:11.422	26	1:02.152	2:06.718	26	1:18.453	2:04.721	37	1:34.518	2:02.695	37	1:47.876	1:59.705
26	25.037	2:19.079	27	43.840	2:07.346	27	1:02.546	2:06.732	27	1:18.846	2:04.720	27	1:34.914	2:03.711			
27	25.405	2:19.447	37	45.239	2:05.925	37	1:03.476	2:06.263	37	1:19.466	2:04.410	99	1:35.833	2:03.526			
7	27.904	2:21.946	99	46.236	2:06.487	99	1:04.131	2:05.921	99	1:19.950	2:04.239	109	1:37.406	2:01.270			
37	28.225	2:22.267	7	47.238	2:08.245	28	1:04.290	2:08.791	22	1:22.601	2:05.974	22	1:39.628	2:04.670			
99	28.660	2:22.702	22	48.114	2:06.983	22	1:05.047	2:04.959	7	1:23.678	2:05.468	117	1:40.352	2:02.506			
22	30.042	2:24.084	117	49.192	2:07.271	7	1:06.630	2:07.418	109	1:23.779	2:04.712	7	1:42.194	2:06.159			
117	30.832	2:24.874	109	52.265	2:07.009	117	1:06.833	2:05.667	117	1:25.489	2:07.076						
66	33.364	2:27.406	66	54.043	2:09.590	109	1:07.487	2:03.248	3	1:34.218	2:08.728						
109	34.167	2:28.209	3	55.166	2:09.053	3	1:13.910	2:06.770	66	1:38.727	2:10.167						
3	35.024	2:29.066				66	1:16.980	2:10.963									

Session Start: 12:00:56 - Finish: 12:22:41

Weather/Track Conditions: Bright/Dry

Circuit: Brands Hatch Grand Prix Circuit

Track Length: 3.916 Km - 2.4330 miles

'Legends of Brands Hatch' Historic Race Meeting - 1 - 3 Jul 2016

HSCC/FJHRA Historic Formula Junior Front Engine 1958-1960

Race 5 - Lap Chart

Lap 7			Lap 8			Lap 9			Lap 10			Lap 11		
NO	Behind	Laptime	NO	Behind	Laptime	NO	Behind	Laptime	NO	Behind	Laptime	NO	Behind	Laptime
12		1:50.314	12		1:47.075	12		2:39.879	12		2:48.274	12		1:47.412
26	1 LAP	2:03.082	32	6.718	1:49.759	32	1.212	2:34.373	32	0.062	2:47.124	32	0.900	1:48.250
27	1 LAP	2:02.719	2	10.542	1:50.311	2	2.965	2:32.302	2	0.356	2:45.665	2	1.564	1:48.620
109	1 LAP	2:01.997	37	1 LAP	2:01.484	37	1 LAP	2:31.430	37	1 LAP	2:47.472	25	6.217	1:50.894
32	4.034	1:49.302	26	1 LAP	2:02.623	25	4.300	2:27.258	25	2.735	2:46.709	5	6.877	1:51.059
99	1 LAP	2:05.410	27	1 LAP	2:02.444	5	5.172	2:27.545	5	3.230	2:46.332	37	1 LAP	2:02.301
22	1 LAP	2:03.686	109	1 LAP	2:01.033	26	1 LAP	2:30.074	26	1 LAP	2:47.402	27	1 LAP	1:59.446
2	7.306	1:49.831	25	16.921	1:50.810	27	1 LAP	2:30.407	27	1 LAP	2:47.739	109	1 LAP	2:02.246
33	10.113	1:54.744	5	17.506	1:50.968	109	1 LAP	2:30.715	109	1 LAP	2:47.225	20	22.011	1:55.275
117	1 LAP	2:08.014	99	1 LAP	2:06.436	99	1 LAP	2:23.895	99	1 LAP	2:47.793	34	23.682	1:55.631
25	13.186	1:50.258	22	1 LAP	2:06.535	22	1 LAP	2:22.335	33	8.209	2:46.378	33	26.637	2:05.840
5	13.613	1:50.406	117	1 LAP	2:05.420	33	10.105	2:19.738	22	1 LAP	2:48.468	22	1 LAP	2:05.639
7	1 LAP	2:08.458	33	30.246	2:07.208	117	1 LAP	2:20.265	117	1 LAP	2:50.213	99	1 LAP	2:07.758
3	1 LAP	2:09.384	7	1 LAP	2:07.241	7	1 LAP	2:16.959	19	13.160	2:49.408	117	1 LAP	2:07.443
17	35.948	1:54.482	19	50.824	1:55.687	19	12.026	2:01.081	20	14.148	2:49.134	14	34.168	1:57.163
66	1 LAP	2:10.722	20	51.695	1:55.364	20	13.288	2:01.472	34	15.463	2:32.503	91	34.219	1:55.900
19	42.212	1:53.684	3	1 LAP	2:15.537	3	1 LAP	2:10.287	3	1 LAP	2:33.457	15	34.333	1:57.104
20	43.406	1:53.493	34	1:01.170	1:58.771	34	31.234	2:09.943	14	24.417	2:19.853	3	1 LAP	2:06.301
34	49.474	1:55.406	66	1 LAP	2:16.397	66	1 LAP	2:25.500	15	24.641	2:19.019	30	35.625	1:57.054
91	56.039	1:54.596	91	1:06.491	1:57.527	91	51.761	2:25.149	91	25.731	2:22.244	19	36.080	2:10.332
123	56.809	1:53.471	123	1:08.695	1:58.961	123	52.350	2:23.534	66	1 LAP	2:22.627	122	37.044	1:58.315
14	57.833	1:53.502	14	1:09.048	1:58.290	14	52.838	2:23.669	30	25.983	2:19.740	66	1 LAP	2:14.059
15	1:02.316	1:55.783	15	1:14.250	1:59.009	15	53.896	2:19.525	122	26.141	2:18.653	26	1 LAP	2:37.398
30	1:09.766	1:56.561	30	1:19.184	1:56.493	30	54.517	2:15.212	127	52.105	2:06.878	127	1:06.396	2:01.703
122	1:10.581	1:57.484	122	1:22.643	1:59.137	122	55.762	2:12.998	38	52.665	2:05.317	38	1:08.023	2:02.770
38	1:31.778	2:03.162	127	1:58.574	2:12.797	127	1:33.501	2:14.806	29	56.804	2:07.123	29	1:20.676	2:11.284
127	1:32.852	2:00.331	38	1:59.168	2:14.465	38	1:35.622	2:16.333						
29	1:35.712	2:03.671	29	1:59.833	2:11.196	29	1:37.955	2:18.001						

Session Start: 12:00:56 - Finish: 12:22:41
Weather/Track Conditions: Bright/Dry
Circuit: Brands Hatch Grand Prix Circuit
Track Length: 3.916 Km - 2.4330 miles

'Legends of Brands Hatch' Historic Race Meeting - 1 - 3 Jul 2016

Pre 80 Endurance Challenge Series

Race 6 - Classification

Sheet No:

POS	NO	DRIVER/S	CLASS	CLASS POS	CAR MAKE / MODEL	TIME	LAPS	GAP	DIFF	MPH	BEST	ON
1	2	Voyazides-Hadfield	SP4	1	Lola T282	40:11.485	25	-- 25 laps		90.80	1:28.020	21
2	3	Piper-Caton	SP3	1	March 75S	40:13.422	25	1.937	1.937	90.73	1:29.609	20
3	96	Doug Hart	SP3	2	March 75S	40:14.766	25	3.281	1.344	90.68	1:30.234	17
4	32	Catlow-Bartell	SP1	1	Chevron B19	41:41.823	25	1:30.338	1:27.057	87.52	1:31.606	5
5	34	Schryver A-Schryver J	SP3	3	Chevron B26	41:42.611	25	1:31.126	0.788	87.50	1:31.430	5
6	60	Guy Peeters	SP3	4	Chevron B23	40:26.864	24	-- 24 laps	1:01.001	86.61	1:34.557	9
7	150	Brooks B-Brooks V	INV	1	Lola T212	40:51.418	24	24.554	24.554	85.75	1:35.189	3
8	88	Kevin Cooke	SP3	5	Royale RP17	40:46.353	23	-- 23 laps	1:48.805	82.34	1:37.658	14
9	12	Peter Hallford	GT1	1	Chevrolet Corvette	41:13.262	23	26.909	26.909	81.45	1:40.083	5
10	75	Neal Stevenson	S20	1	Lola T492	40:26.321	22	-- 22 laps	1:09.156	79.42	1:43.926	9
11	35	Roger Waite	S20	2	Royale S2000M	40:45.349	22	19.028	19.028	78.80	1:44.387	9
12	39	Taylor A-Taylor D	SP1	2	Chevron B8	40:52.257	22	25.936	6.908	78.57	1:41.428	20
13	30	Jean-Michel Guermonprez	SP3	6	Grac MT14S	41:41.024	22	1:14.703	48.767	77.04	1:42.479	20
14	21	Vallery-Masson-Honnorat	S20	3	Tiga SC79	40:20.319	21	-- 21 laps	56.314	75.99	1:45.264	9
15	15	Graeme Cooksley	S20	4	Tiga SC81	40:44.168	21	23.849	23.849	75.25	1:42.348	5
16	65	David Axisa	S20	5	Tiga SC79	36:20.265	20	-- 20 laps		80.34	1:41.545	5
17	40	Georg Nolte	SP2	1	Ford GT40	13:02.922	7	-- 7 laps --	59.598	78.31	1:49.537	6
----- NOT CLASSIFIED -----												
DNC	62	Gathercole J-Gathercole D	SP3		Coldwell C14B	24:35.536	16	-- 16 laps		94.97	1:30.491	12
DNC	55	Manfredo Rossi	SP3		Abarth Osella PA1	18:28.765	12	-- 12 laps		94.79	1:30.685	5

----- FASTEST LAP SUMMARY -----

NO	DRIVER/S	CLASS	CAR MAKE / MODEL	FASTEST LAP	ON	MPH
2	Voyazides-Hadfield	SP4	Lola T282	1:28.020	21	99.51
3	Piper-Caton	SP3	March 75S	1:29.609	20	97.74
32	Catlow-Bartell	SP1	Chevron B19	1:31.606	5	95.61
150	Brooks B-Brooks V	INV	Lola T212	1:35.189	3	92.01
12	Peter Hallford	GT1	Chevrolet Corvette	1:40.083	5	87.52
65	David Axisa	S20	Tiga SC79	1:41.545	5	86.26
40	Georg Nolte	SP2	Ford GT40	1:49.537	6	79.96

Car 30 - No working transponder.

Session Start: 12:36:09 - Finish: 13:16:19

Weather/Track Conditions: Cloud/Dry

Circuit: Brands Hatch Grand Prix Circuit

Track Length: 3.916 Km - 2.4330 miles

These results are provisional until the conclusion of any judicial and technical matters.

Clerk of the Course: <div style="text-align: right;">Julian Floyd</div>	Timekeeper: <div style="text-align: right;">Nick Palmer</div>	Issued at:
--	--	------------

'Legends of Brands Hatch' Historic Race Meeting - 1 - 3 Jul 2016

Pre 80 Endurance Challenge Series

Race 6 - Sector Analysis

2 Voyazides-Hadfield (SP4)									Lola T282								
lap	Sect-1	Speed	Sect-2	Speed	Sect-3	Speed	TopSpeed	laptime pit	lap	Sect-1	Speed	Sect-2	Speed	Sect-3	Speed	Topspeed	laptime pit
1					21.863	143.0		1:35.567	14	29.550	106.7	39.832		21.522	144.8		1:30.904
2	29.130	108.8	39.859		21.350	145.4		1:30.339	15	29.403	106.4	40.662		21.809	139.4		1:31.874
3	29.176	108.3	40.040		21.262	146.7		1:30.478	16	29.455	109.3	40.487		In			2:53.837 P
4	28.921	109.0	40.398		21.469	146.1		1:30.788	17	Out	107.7	40.782		21.959	142.3		1:35.411
5	29.470	106.2	40.635		21.414	143.6		1:31.519	18	30.040	109.8	40.240		21.402	143.6		1:31.682
6	29.224	109.0	41.609		21.489	143.3		1:32.322	19	28.775	112.2	39.903		20.975	145.4		1:29.653
7	29.042	109.3	40.235		21.699	144.5		1:30.976	20	27.910	114.7	39.145		21.216	145.1		1:28.271
8	29.071	109.3	40.807		22.204	141.4		1:32.082	21	28.037	115.9	39.069		20.914	145.7		1:28.020
9	29.089	107.9	40.242		21.906	145.7		1:31.237	22	28.444	112.6	41.311		21.184	144.8		1:30.939
10	29.539	97.3	41.270		21.517	145.4		1:32.326	23	28.182	114.7	39.902		21.260	141.7		1:29.344
11	29.014	110.7	39.667		21.356	143.3		1:30.037	24	28.289	112.8	40.145		21.591	135.2		1:30.025
12	29.085	111.5	39.863		21.989	143.0		1:30.937	25	37.857	61.5	1:07.181		36.170	77.2		2:21.208
13	29.347	108.8	40.800		21.562	142.0		1:31.709	26								

3 Piper-Caton (SP3)									March 75S								
lap	Sect-1	Speed	Sect-2	Speed	Sect-3	Speed	TopSpeed	laptime pit	lap	Sect-1	Speed	Sect-2	Speed	Sect-3	Speed	Topspeed	laptime pit
1					22.560	132.0		1:39.610	14	29.427	107.0	40.497		In			2:47.231 P
2	30.092	105.4	41.014		21.897	133.9		1:33.003	15	Out	109.7	40.551		21.915	134.7		1:35.518
3	29.292	106.9	40.532		22.052	133.3		1:31.876	16	28.905	109.3	40.379		21.600	134.9		1:30.884
4	29.388	107.6	41.221		22.893	132.0		1:33.502	17	28.869	110.4	39.706		21.463	135.2		1:30.038
5	29.633	107.2	40.713		21.866	134.1		1:32.212	18	28.640	111.5	40.465		21.412	135.7		1:30.517
6	29.220	106.7	40.876		21.798	134.7		1:31.894	19	28.508	111.1	40.464		21.429	135.5		1:30.401
7	30.302	107.7	40.363		21.877	135.7		1:32.542	20	28.619	108.8	39.694		21.296	135.5		1:29.609
8	29.155	108.1	40.171		22.229	132.8		1:31.555	21	29.052	106.5	40.585		21.718	134.9		1:31.355
9	29.155	106.9	40.435		21.924	134.1		1:31.514	22	29.101	109.7	41.037		22.783	134.9		1:32.921
10	29.270	107.9	40.730		21.723	134.4		1:31.723	23	29.193	110.2	40.267		21.573	134.9		1:31.033
11	28.873	110.7	40.280		21.596	134.4		1:30.749	24	29.098	110.2	40.486		22.734	102.6		1:32.318
12	29.356	107.6	40.061		21.736	134.1		1:31.153	25	31.953	87.7	59.183		36.927	66.6		2:08.063
13	29.354	105.2	40.893		21.954	133.9		1:32.201	26								

12 Peter Hallford (GT1)									Chevrolet Corvette								
lap	Sect-1	Speed	Sect-2	Speed	Sect-3	Speed	TopSpeed	laptime pit	lap	Sect-1	Speed	Sect-2	Speed	Sect-3	Speed	Topspeed	laptime pit
1					24.589	110.9		1:54.003	13	32.568	94.7	45.448		23.657	131.5		1:41.673
2	34.158	99.5	45.240		23.380	137.4		1:42.778	14	32.670	95.2	45.289		23.607	134.7		1:41.566
3	32.015	92.7	45.259		23.549	134.1		1:40.823	15	32.651	94.6	45.155		23.888	125.6		1:41.694
4	32.186	91.4	45.453		23.368	130.5		1:41.007	16	32.653	96.9	45.125		23.602	128.7		1:41.380
5	32.146	99.3	44.663		23.274	129.0		1:40.083	17	33.214	90.6	45.565		23.604	129.5		1:42.383
6	32.491	90.6	45.515		23.170	135.2		1:41.176	18	33.133	93.1	46.862		In			3:10.825 P
7	32.110	92.7	44.822		23.436	130.5		1:40.368	19	Out	83.4	46.762		24.480	125.1		1:49.678
8	32.863	94.4	45.640		23.514	133.3		1:42.017	20	32.859	90.3	45.410		24.238	122.6		1:42.507
9	32.267	91.4	45.345		23.690	127.8		1:41.302	21	32.664	93.6	45.485		23.639	131.0		1:41.788
10	33.204	90.3	48.107		23.853	129.5		1:45.164	22	33.778	87.0	49.161		27.444	98.4		1:50.383
11	32.634	97.9	45.523		23.946	129.7		1:42.103	23	37.480	80.0	51.097		27.520	107.2		1:56.097
12	32.956	96.2	45.636		23.872	129.7		1:42.464	24								

15 Graeme Cooksley (S20)									Tiga SC81								
lap	Sect-1	Speed	Sect-2	Speed	Sect-3	Speed	TopSpeed	laptime pit	lap	Sect-1	Speed	Sect-2	Speed	Sect-3	Speed	Topspeed	laptime pit
1					25.705	112.4		1:53.599	12	33.371	89.7	46.487		25.179	114.3		1:45.037
2	32.952	89.7	47.365		24.897	115.5		1:45.214	13	33.427	91.2	46.021		24.528	114.5		1:43.976
3	32.707	88.2	46.052		24.914	113.7		1:43.673	14	32.770	91.9	47.620		In			3:08.805 P
4	32.617	90.5	46.084		24.523	114.9		1:43.224	15	Out	90.5	45.674		24.540	114.7		1:47.065
5	32.333	89.4	45.425		24.590	113.7		1:42.348	16	33.157	87.6	45.673		24.728	114.3		1:43.558
6	32.982	87.6	45.949		24.996	115.1		1:43.927	17	32.630	91.2	45.971		24.915	113.9		1:43.516
7	32.657	91.0	46.899		26.177	114.1		1:45.733	18	32.994	90.9	47.276		25.321	114.5		1:45.591
8	33.396	89.8	47.530		25.845	113.9		1:46.771	19	33.449	90.9	1:05.792		In			3:51.844 P
9	32.509	92.1	46.389		25.569	113.0		1:44.467	20	Out	87.4	48.727		28.526	89.7		1:55.741
10	33.092	91.1	46.259		24.785	114.5		1:44.136	21	38.540	77.0	55.249		27.835	107.6		2:01.624
11	32.873	90.6	46.335		25.111	114.3		1:44.319	22								

Session Start: 12:36:09 - Finish: 13:16:19

Weather/Track Conditions: Cloud/Dry

Circuit: Brands Hatch Grand Prix Circuit

Track Length: 3.916 Km - 2.4330 miles

'Legends of Brands Hatch' Historic Race Meeting - 1 - 3 Jul 2016

Pre 80 Endurance Challenge Series

Race 6 - Sector Analysis

21 Vallery-Masson-Honorat (S20)									Tiga SC79								
lap	Sect-1	Speed	Sect-2	Speed	Sect-3	Speed	TopSpeed	laptime pit	lap	Sect-1	Speed	Sect-2	Speed	Sect-3	Speed	Topspeed	laptime pit
1					27.751	102.8		2:01.001	12	33.388	79.7	48.234		25.489	105.2		1:47.111
2	34.676	83.0	48.172		26.261	105.9		1:49.109	13	33.423	83.3	48.071		25.775	104.2		1:47.269
3	34.417	82.8	48.978		26.507	106.7		1:49.902	14	33.948	81.2	48.291		In			3:22.438 P
4	34.606	85.8	49.296		26.877	106.9		1:50.779	15	Out	82.9	52.177		26.501	107.2		2:01.906
5	34.303	82.8	51.454		26.444	95.0		1:52.201	16	33.615	86.8	48.470		26.121	104.5		1:48.206
6	34.143	85.6	48.633		25.751	106.5		1:48.527	17	33.554	85.1	48.273		25.796	104.7		1:47.623
7	35.058	85.9	51.370		26.073	106.4		1:52.501	18	33.647	87.2	48.569		26.329	104.7		1:48.545
8	33.835	82.4	48.838		27.500	101.7		1:50.173	19	33.730	85.1	48.744		25.897	105.0		1:48.371
9	33.040	84.3	46.876		25.348	105.2		1:45.264	20	33.821	82.8	50.556		28.198	66.7		1:52.575
10	33.711	84.4	47.385		25.351	106.0		1:46.447	21	37.491	82.8	53.765		30.091	66.8		2:01.347
11	33.214	75.7	49.966		25.844	105.0		1:49.024	22								

30 Jean-Michel Guernonprez (SP3)									Grac MT14S								
lap	Sect-1	Speed	Sect-2	Speed	Sect-3	Speed	TopSpeed	laptime pit	lap	Sect-1	Speed	Sect-2	Speed	Sect-3	Speed	Topspeed	laptime pit
1								1:53.902	12								1:45.107
2								1:45.527	13								1:43.838
3								1:45.671	14								1:44.336
4								1:45.653	15								1:47.309
5								1:44.913	16								1:45.652
6								1:44.516	17								1:44.829
7								1:47.590	18								1:45.736
8			In		In			3:52.733 P	19								1:45.456
9	Out							1:54.124	20								1:42.479
10								1:45.252	21								1:53.439
11								1:45.943	22								2:17.019

32 Catlow-Bartell (SP1)									Chevron B19								
lap	Sect-1	Speed	Sect-2	Speed	Sect-3	Speed	TopSpeed	laptime pit	lap	Sect-1	Speed	Sect-2	Speed	Sect-3	Speed	Topspeed	laptime pit
1					22.562	131.0		1:40.158	14	29.296	106.4	40.764		In			3:00.614 P
2	30.075	93.5	41.970		22.143	132.3		1:34.188	15	Out	96.6	44.560		23.419	129.0		1:46.352
3	29.445	103.1	41.176		21.923	131.5		1:32.544	16	31.211	101.7	43.116		22.778	130.2		1:37.105
4	29.333	102.2	41.216		22.121	131.5		1:32.670	17	30.473	101.3	42.554		22.726	129.2		1:35.753
5	29.423	105.0	40.380		21.803	131.2		1:31.606	18	29.987	100.3	42.212		22.538	129.5		1:34.737
6	29.422	103.7	41.121		21.933	131.2		1:32.476	19	30.141	98.9	42.626		22.414	130.7		1:35.181
7	29.713	106.2	40.514		21.842	132.3		1:32.069	20	29.729	97.6	42.191		22.316	130.0		1:34.236
8	29.354	105.0	40.665		22.480	130.0		1:32.499	21	30.037	102.8	41.833		22.310	129.5		1:34.180
9	29.421	106.0	40.633		21.880	130.7		1:31.934	22	29.575	104.2	41.762		22.532	130.7		1:33.869
10	29.225	105.4	41.113		22.063	130.2		1:32.401	23	29.458	106.2	42.291		22.850	127.5		1:34.599
11	29.294	106.4	41.758		22.060	131.2		1:33.112	24	32.408	94.3	47.720		26.487	106.2		1:46.615
12	29.575	106.4	40.913		23.335	129.7		1:33.823	25	41.744	71.8	1:02.635		32.340	82.9		2:16.719
13	29.435	104.1	40.635		22.313	130.7		1:32.383	26								

34 Schryver A-Schryver J (SP3)									Chevron B26								
lap	Sect-1	Speed	Sect-2	Speed	Sect-3	Speed	TopSpeed	laptime pit	lap	Sect-1	Speed	Sect-2	Speed	Sect-3	Speed	Topspeed	laptime pit
1					22.501	129.2		1:39.867	14	30.098	100.6	41.600		22.315	133.6		1:34.013
2	30.179	103.1	41.315		21.931	131.5		1:33.425	15	29.307	102.8	40.985		22.491	132.5		1:32.783
3	29.830	102.3	41.544		21.801	130.5		1:33.175	16	29.560	100.3	41.356		22.045	132.5		1:32.961
4	29.488	103.4	41.239		21.943	131.5		1:32.670	17	31.295	94.0	41.645		22.453	132.5		1:35.393
5	29.366	102.0	40.387		21.677	133.1		1:31.430	18	29.519	101.3	42.455		22.334	132.3		1:34.308
6	29.306	104.1	40.701		21.819	133.3		1:31.826	19	29.690	103.4	41.249		22.026	132.3		1:32.965
7	30.165	106.7	40.635		21.592	134.9		1:32.392	20	29.772	103.4	41.106		21.996	133.9		1:32.874
8	29.942	104.4	40.619		22.416	128.0		1:32.977	21	30.695	93.6	42.299		21.913	132.8		1:34.907
9	29.479	106.4	40.590		21.656	132.0		1:31.725	22	29.647	100.6	41.147		22.060	133.3		1:32.854
10	29.216	104.2	40.835		21.937	131.5		1:31.988	23	29.231	99.5	41.706		22.264	130.5		1:33.201
11	29.604	105.4	42.082		22.086	130.2		1:33.772	24	33.360	92.6	47.523		26.556	106.2		1:47.439
12	29.581	104.7	41.025		In			3:11.430 P	25	41.500	72.1	1:02.834		32.414	82.8		2:16.748
13	Out	81.9	43.742		22.622	132.3		1:45.488	26								

Session Start: 12:36:09 - Finish: 13:16:19
Weather/Track Conditions: Cloud/Dry
Circuit: Brands Hatch Grand Prix Circuit
Track Length: 3.916 Km - 2.4330 miles

'Legends of Brands Hatch' Historic Race Meeting - 1 - 3 Jul 2016

Pre 80 Endurance Challenge Series

Race 6 - Sector Analysis

35 Roger Waite (S20)									Royale S2000M								
lap	Sect-1	Speed	Sect-2	Speed	Sect-3	Speed	TopSpeed	laptime pit	lap	Sect-1	Speed	Sect-2	Speed	Sect-3	Speed	Topspeed	laptime pit
1					25.556	110.0		1:56.138	12	32.908	88.1	47.475		25.387	110.7		1:45.770
2	32.750	89.8	47.932		25.362	112.2		1:46.044	13	32.420	89.2	47.062		25.324	111.1		1:44.806
3	32.979	88.6	47.157		25.225	110.2		1:45.361	14	32.908	88.6	47.315		25.388	110.4		1:45.611
4	32.570	89.3	46.911		25.422	110.7		1:44.903	15	32.745	88.0	47.080		25.220	110.2		1:45.045
5	33.007	88.9	46.971		24.683	113.0		1:44.661	16	32.818	88.7	46.768		In			3:07.547 P
6	33.051	90.3	47.763		25.038	110.0		1:45.852	17	Out	81.2	48.123		25.753	108.9		1:50.497
7	32.635	85.6	47.814		25.641	110.6		1:46.090	18	32.844	89.1	47.293		25.795	108.4		1:45.932
8	33.172	86.7	49.083		26.206	110.2		1:48.461	19	33.728	88.0	48.844		26.160	109.1		1:48.732
9	32.366	88.7	46.677		25.344	109.7		1:44.387	20	33.725	87.8	47.929		25.805	106.2		1:47.459
10	32.580	87.9	46.522		25.307	110.7		1:44.409	21	34.881	87.0	50.725		27.342	107.2		1:52.948
11	32.290	88.1	47.438		25.099	110.9		1:44.827	22	36.105	79.8	55.296		28.468	95.4		1:59.869

39 Taylor A-Taylor D (SP1)									Chevron B8								
lap	Sect-1	Speed	Sect-2	Speed	Sect-3	Speed	TopSpeed	laptime pit	lap	Sect-1	Speed	Sect-2	Speed	Sect-3	Speed	Topspeed	laptime pit
1					26.478	113.0		2:00.257	12	34.248	85.6	46.930		24.844	119.0		1:46.022
2	34.607	85.6	48.548		26.000	115.7		1:49.155	13	33.445	91.4	46.332		24.885	121.3		1:44.662
3	35.381	79.0	48.439		26.237	115.5		1:50.057	14	32.882	92.9	46.465		24.452	122.0		1:43.799
4	34.722	87.7	49.555		26.117	114.9		1:50.394	15	33.331	91.6	45.778		24.619	120.7		1:43.728
5	35.564	83.1	49.533		26.467	115.9		1:51.564	16	33.730	91.4	46.593		24.726	118.7		1:45.049
6	35.063	87.8	48.964		25.377	116.5		1:49.404	17	33.813	92.2	47.131		In			3:14.591 P
7	35.032	88.4	48.399		25.694	116.1		1:49.125	18	Out	92.5	45.849		24.187	122.0		1:46.414
8	33.707	89.7	47.704		25.490	116.1		1:46.901	19	32.393	94.6	45.475		23.987	122.2		1:41.855
9	33.791	89.7	47.305		25.144	117.1		1:46.240	20	32.000	93.1	44.858		24.570	122.6		1:41.428
10	33.532	90.5	47.626		25.941	111.5		1:47.099	21	32.693	94.4	47.206		24.762	119.8		1:44.661
11	33.989	89.1	47.871		25.404	115.7		1:47.264	22	35.889	83.6	50.539		26.160	113.5		1:52.588

40 Georg Nolte (SP2)									Ford GT40								
lap	Sect-1	Speed	Sect-2	Speed	Sect-3	Speed	TopSpeed	laptime pit	lap	Sect-1	Speed	Sect-2	Speed	Sect-3	Speed	Topspeed	laptime pit
1					25.859	127.3		1:58.718	5	34.573	94.8	50.068		26.762	117.7		1:51.403
2	34.678	93.3	49.318		25.772	128.2		1:49.768	6	35.095	92.9	48.631		25.811	120.4		1:49.537
3	34.789	94.8	49.488		26.092	123.5		1:50.369	7	34.682	91.7	52.313		25.521	120.7		1:52.516
4	34.609	96.5	49.977		26.025	127.3		1:50.611	8								

55 Manfredo Rossi (SP3)									Abarth Osella PA1								
lap	Sect-1	Speed	Sect-2	Speed	Sect-3	Speed	TopSpeed	laptime pit	lap	Sect-1	Speed	Sect-2	Speed	Sect-3	Speed	Topspeed	laptime pit
1					22.051	129.2		1:36.279	7	28.948	106.0	40.333		21.831	131.0		1:31.112
2	29.111	104.6	40.747		22.057	130.2		1:31.915	8	28.786	105.9	40.727		22.166	129.0		1:31.679
3	28.834	105.2	40.660		21.926	129.5		1:31.420	9	29.244	104.9	40.471		22.075	128.5		1:31.790
4	28.900	104.4	40.842		22.054	129.2		1:31.796	10	29.104	104.4	40.986		21.953	131.5		1:32.043
5	28.875	105.4	40.060		21.750	129.5		1:30.685	11	29.034	106.0	40.802		22.064	129.2		1:31.900
6	28.907	105.4	43.202		22.977	129.0		1:35.086	12	28.938	103.9	40.778		23.344	102.6		1:33.060

60 Guy Peeters (SP3)									Chevron B23								
lap	Sect-1	Speed	Sect-2	Speed	Sect-3	Speed	TopSpeed	laptime pit	lap	Sect-1	Speed	Sect-2	Speed	Sect-3	Speed	Topspeed	laptime pit
1					23.045	132.5		1:43.682	13	30.733	99.8	42.663		22.795	133.3		1:36.191
2	30.800	103.9	42.445		22.591	134.1		1:35.836	14	30.922	101.3	42.449		In			3:00.227 P
3	30.312	103.0	42.316		22.271	133.6		1:34.899	15	Out	99.3	42.463		22.589	133.9		1:39.266
4	29.898	102.6	42.286		22.737	132.5		1:34.921	16	30.690	102.3	42.082		22.637	133.6		1:35.409
5	31.030	104.6	43.251		22.824	135.2		1:37.105	17	30.817	104.6	42.745		23.421	132.8		1:36.983
6	30.594	104.4	42.964		22.477	134.1		1:36.035	18	30.616	101.3	42.347		22.710	133.6		1:35.673
7	30.803	96.7	43.468		22.397	135.5		1:36.668	19	31.009	102.5	43.039		22.599	132.3		1:36.647
8	30.279	101.6	43.054		22.330	134.9		1:35.663	20	31.543	99.5	44.387		23.383	124.9		1:39.313
9	30.166	102.2	41.884		22.507	133.1		1:34.557	21	30.618	102.2	42.565		22.736	128.7		1:35.919
10	30.387	103.6	41.953		22.518	133.1		1:34.858	22	31.244	101.3	42.941		22.894	129.7		1:37.079
11	31.078	97.2	42.304		22.509	132.3		1:35.891	23	32.019	101.6	43.221		27.958	97.3		1:43.198
12	30.685	102.6	42.104		22.819	132.8		1:35.608	24	36.549	83.6	51.196		27.491	106.4		1:55.236

Session Start: 12:36:09 - Finish: 13:16:19
Weather/Track Conditions: Cloud/Dry
Circuit: Brands Hatch Grand Prix Circuit
Track Length: 3.916 Km - 2.4330 miles

'Legends of Brands Hatch' Historic Race Meeting - 1 - 3 Jul 2016

Pre 80 Endurance Challenge Series

Race 6 - Sector Analysis

62 Gathercole J-Gathercole D (SP3)									Coldwell C14B								
lap	Sect-1	Speed	Sect-2	Speed	Sect-3	Speed	TopSpeed	laptime pit	lap	Sect-1	Speed	Sect-2	Speed	Sect-3	Speed	Topspeed	laptime pit
1					22.427	131.5		1:40.331	9	29.005	105.0	40.158		21.632	130.5		1:30.795
2	29.982	104.7	41.458		22.117	132.5		1:33.557	10	28.948	107.2	41.756		21.820	130.5		1:32.524
3	29.668	104.7	40.581		21.540	131.2		1:31.789	11	29.455	105.4	40.587		21.535	132.8		1:31.577
4	28.853	106.5	40.744		22.821	130.2		1:32.418	12	28.713	106.5	40.277		21.501	130.0		1:30.491
5	29.152	105.9	39.994		21.456	130.7		1:30.602	13	29.803	105.5	40.743		21.686	131.2		1:32.232
6	29.029	104.7	40.131		22.444	130.5		1:31.604	14	29.571	106.2	40.490		21.750	130.5		1:31.811
7	29.316	103.3	40.089		21.512	131.8		1:30.917	15	29.186	105.7	40.065		21.504	131.5		1:30.755
8	28.895	106.4	41.691		22.077	131.2		1:32.663	16	29.230	106.5	40.596		21.644	131.0		1:31.470

65 David Axisa (S20)									Tiga SC79									
lap	Sect-1	Speed	Sect-2	Speed	Sect-3	Speed	TopSpeed	laptime pit	lap	Sect-1	Speed	Sect-2	Speed	Sect-3	Speed	Topspeed	laptime pit	
1					24.640	113.3		1:49.488	11	33.039	86.5	46.287		24.170	114.9		1:43.496	
2	32.296	91.9	45.218		25.171	113.5		1:42.685	12	32.164	90.5	45.334		24.423	111.5		1:41.921	
3	32.235	90.9	45.906		24.684	113.9		1:42.825	13	33.540	87.6	47.078		24.546	114.3		1:45.164	
4	32.216	91.6	45.476		24.190	113.9		1:41.882	14	32.174	89.8	46.166		24.680	113.9		1:43.020	
5	31.642	90.7	45.347		24.556	113.2		1:41.545	15	32.339	90.1	45.683		24.376	114.1		1:42.398	
6	32.293	89.7	46.302		24.475	115.1		1:43.070	16	32.421	90.1	45.234		24.742	113.3		1:42.397	
7	32.111	89.8	45.354		24.364	115.1		1:41.829	17	32.652	89.5	45.037		24.074	114.1		1:41.763	
8	32.066	91.7	45.180		25.179	113.0		1:42.425	18	32.218	90.5	45.538		24.239	114.3		1:41.995	
9	32.610	91.7	1:01.946		In			3:37.852	P	19	32.591	89.9	45.642		24.442	113.7		1:42.675
10	Out	86.7	46.123		25.710	113.0		1:49.359	20	32.318	89.7	45.557		24.601	112.4		1:42.476	

75 Neal Stevenson (S20)									Lola T492								
lap	Sect-1	Speed	Sect-2	Speed	Sect-3	Speed	TopSpeed	laptime pit	lap	Sect-1	Speed	Sect-2	Speed	Sect-3	Speed	Topspeed	laptime pit
1					26.307	109.5		1:53.855	12	32.889	89.5	46.384		25.329	112.0		1:44.602
2	34.364	87.8	47.793		25.438	111.7		1:47.595	13	33.068	90.9	46.565		25.284	112.2		1:44.917
3	33.164	87.3	46.824		25.210	112.2		1:45.198	14	33.291	88.5	46.669		25.067	112.2		1:45.027
4	33.150	90.0	46.766		25.577	111.3		1:45.493	15	32.880	88.8	46.476		25.309	111.8		1:44.665
5	32.962	91.4	46.727		25.092	111.8		1:44.781	16	32.960	89.1	46.069		25.353	111.8		1:44.382
6	33.025	91.0	47.477		25.112	112.0		1:45.614	17	33.435	88.6	48.181		In			3:09.241
7	32.834	89.3	47.550		25.169	111.8		1:45.553	18	Out	88.7	46.865		25.769	111.5		1:49.246
8	33.123	89.5	46.105		25.049	110.7		1:44.277	19	33.399	88.0	47.640		25.946	110.9		1:46.985
9	32.864	89.3	46.091		24.971	110.7		1:43.926	20	33.558	88.1	46.869		25.580	111.7		1:46.007
10	32.572	90.4	46.401		25.499	110.4		1:44.472	21	34.008	88.7	47.363		28.265	95.2		1:49.636
11	32.744	89.1	46.429		26.522	111.5		1:45.695	22	36.529	85.8	51.218		27.407	106.2		1:55.154

88 Kevin Cooke (SP3)									Royale RP17								
lap	Sect-1	Speed	Sect-2	Speed	Sect-3	Speed	TopSpeed	laptime pit	lap	Sect-1	Speed	Sect-2	Speed	Sect-3	Speed	Topspeed	laptime pit
1					23.555	130.7		1:45.488	13	32.996	97.3	43.806		24.020	127.5		1:40.822
2	31.444	98.2	44.436		23.909	129.2		1:39.789	14	30.653	101.9	43.358		23.647	129.0		1:37.658
3	32.515	95.6	46.130		24.401	127.3		1:43.046	15	31.179	102.3	44.877		23.833	128.5		1:39.889
4	32.054	96.7	44.969		24.271	129.0		1:41.294	16	31.511	102.2	44.588		23.662	129.7		1:39.761
5	31.959	96.7	45.098		24.027	128.5		1:41.084	17	32.167	97.2	44.937		In			3:08.806
6	32.004	99.2	44.815		24.225	129.0		1:41.044	18	Out	95.6	45.155		24.097	127.8		1:45.524
7	31.572	99.9	45.466		24.071	129.5		1:41.109	19	31.731	98.0	46.440		24.235	128.0		1:42.406
8	32.388	93.1	46.035		24.305	128.7		1:42.728	20	32.251	99.0	45.480		24.049	128.0		1:41.780
9	32.130	102.6	44.862		24.120	127.8		1:41.112	21	31.514	101.1	44.578		23.996	126.3		1:40.088
10	31.980	98.6	45.290		24.660	123.5		1:41.930	22	33.399	97.3	46.866		27.087	103.7		1:47.352
11	32.470	98.9	44.542		24.973	127.3		1:41.985	23	35.761	77.7	55.189		28.962	91.5		1:59.912
12	32.251	100.2	45.545		23.950	127.3		1:41.746	24								

Session Start: 12:36:09 - Finish: 13:16:19
Weather/Track Conditions: Cloud/Dry
Circuit: Brands Hatch Grand Prix Circuit
Track Length: 3.916 Km - 2.4330 miles

'Legends of Brands Hatch' Historic Race Meeting - 1 - 3 Jul 2016

Pre 80 Endurance Challenge Series

Race 6 - Sector Analysis

96 Doug Hart (SP3)									March 75S								
lap	Sect-1	Speed	Sect-2	Speed	Sect-3	Speed	TopSpeed	laptime pit	lap	Sect-1	Speed	Sect-2	Speed	Sect-3	Speed	Topspeed	laptime pit
1					21.983	132.8		1:37.261	14	28.793	110.2	39.986		21.647	133.3		1:30.426
2	29.022	108.4	40.531		21.864	133.1		1:31.417	15	29.279	107.2	40.166		21.760	132.8		1:31.205
3	28.904	108.4	40.657		21.937	132.8		1:31.498	16	28.765	109.7	40.345		21.609	133.1		1:30.719
4	28.749	109.3	41.090		21.935	132.8		1:31.774	17	28.922	108.4	39.756		21.556	133.9		1:30.234
5	29.075	105.5	40.691		22.029	132.3		1:31.795	18	28.571	111.1	40.691		21.493	135.2		1:30.755
6	29.032	108.6	41.759		23.102	133.1		1:33.893	19	28.705	109.5	40.330		21.835	133.9		1:30.870
7	29.076	107.6	41.288		21.882	133.6		1:32.246	20	29.148	109.0	39.933		21.637	133.1		1:30.718
8	28.889	108.4	41.217		21.746	133.1		1:31.852	21	29.049	109.0	40.163		22.189	132.5		1:31.401
9	28.865	108.6	40.413		21.850	131.8		1:31.128	22	28.739	109.8	39.790		21.894	132.8		1:30.423
10	28.659	109.5	41.146		21.931	132.8		1:31.736	23	29.309	110.4	40.733		22.021	133.3		1:32.063
11	29.185	109.0	40.703		22.799	132.3		1:32.687	24	28.497	111.1	40.821		22.162	121.3		1:31.480
12	28.785	109.3	40.444		In			2:55.938 P	25	31.834	96.2	56.706		36.949	56.6		2:05.489
13	Out	106.9	40.745		21.817	133.1		1:35.758	26								

150 Brooks B-Brooks V (I NV)									Lola T212								
lap	Sect-1	Speed	Sect-2	Speed	Sect-3	Speed	TopSpeed	laptime pit	lap	Sect-1	Speed	Sect-2	Speed	Sect-3	Speed	Topspeed	laptime pit
1					22.824	136.6		1:42.300	13	31.055	98.4	44.359		23.096	127.0		1:38.510
2	30.155	102.2	42.693		22.870	138.0		1:35.718	14	31.668	96.2	43.827		In			3:06.667 P
3	30.175	101.7	42.625		22.389	137.7		1:35.189	15	Out	101.6	43.826		23.024	136.8		1:40.297
4	29.924	101.6	43.103		22.863	136.6		1:35.890	16	31.230	92.4	43.494		23.446	136.3		1:38.170
5	30.908	100.9	43.422		22.830	137.1		1:37.160	17	30.489	100.0	44.210		23.064	138.3		1:37.763
6	30.465	104.7	42.958		22.584	138.0		1:36.007	18	30.748	100.2	44.414		22.834	137.4		1:37.996
7	30.758	106.4	44.234		22.418	132.8		1:37.410	19	30.927	97.2	43.249		22.797	137.7		1:36.973
8	30.672	99.5	43.880		22.911	135.5		1:37.463	20	30.838	97.9	44.763		23.723	135.2		1:39.324
9	30.071	101.9	42.891		23.057	134.9		1:36.019	21	30.921	99.6	43.248		22.835	136.0		1:37.004
10	30.082	100.5	42.859		22.786	135.5		1:35.727	22	30.334	102.0	43.713		22.820	134.1		1:36.867
11	30.972	100.3	43.288		22.971	134.9		1:37.231	23	32.345	102.0	46.006		25.423	111.5		1:43.774
12	30.739	103.7	43.565		23.785	133.9		1:38.089	24	36.133	94.3	50.506		27.231	111.3		1:53.870

Session Start: 12:36:09 - Finish: 13:16:19
Weather/Track Conditions: Cloud/Dry
Circuit: Brands Hatch Grand Prix Circuit
Track Length: 3.916 Km - 2.4330 miles

'Legends of Brands Hatch' Historic Race Meeting - 1 - 3 Jul 2016

Pre 80 Endurance Challenge Series

Race 6 - Best Sector Times

POS	NO	DRIVER/S	Sector 1			Sector 2			Sector 3			IDEAL LAP	BEST LAP	On
			TIME	LAP	POS	TIME	LAP	POS	TIME	LAP	POS			
1	2	Voyazides-Hadfield	27.910	20	1	39.069	21	1	20.914	21	1	1:27.893	1:28.020	21
2	3	Piper-Caton	28.508	19	3	39.694	20	2	21.296	20	2	1:29.498	1:29.609	20
3	96	Doug Hart	28.497	24	2	39.756	17	3	21.493	18	4	1:29.746	1:30.234	17
4	32	Catlow-Bartell	29.225	10	7	40.380	5	6	21.803	5	7	1:31.408	1:31.606	5
5	34	Schryver A-Schryver J	29.216	10	6	40.387	5	7	21.592	7	5	1:31.195	1:31.430	5
6	60	Guy Peeters	29.898	4	8	41.884	9	8	22.271	3	8	1:34.053	1:34.557	9
7	150	Brooks B-Brooks V	29.924	4	9	42.625	3	9	22.389	3	9	1:34.938	1:35.189	3
8	88	Kevin Cooke	30.653	14	10	43.358	14	10	23.555	1	11	1:37.566	1:37.658	14
9	12	Peter Hallford	32.015	3	13	44.663	5	11	23.170	6	10	1:39.848	1:40.083	5
10	75	Neal Stevenson	32.572	10	16	46.069	16	15	24.971	9	16	1:43.612	1:43.926	9
11	35	Roger Waite	32.290	11	14	46.522	10	16	24.683	5	15	1:43.495	1:44.387	9
12	39	Taylor A-Taylor D	32.000	20	12	44.858	20	12	23.987	19	12	1:40.845	1:41.428	20
13	30	Jean-Michel Guernonprez											1:42.479	20
14	21	Vallery-Masson-Honorat	33.040	9	17	46.876	9	17	25.348	9	17	1:45.264	1:45.264	9
15	15	Graeme Cooksley	32.333	5	15	45.425	5	14	24.523	4	14	1:42.281	1:42.348	5
16	65	David Axisa	31.642	5	11	45.037	17	13	24.074	17	13	1:40.753	1:41.545	5
17	40	Georg Nolte	34.573	5	18	48.631	6	18	25.521	7	18	1:48.725	1:49.537	6
18	62	Gathercole J-Gathercole D	28.713	12	4	39.994	5	4	21.456	5	3	1:30.163	1:30.491	12
19	55	Manfredo Rossi	28.786	8	5	40.060	5	5	21.750	5	6	1:30.596	1:30.685	5

Session Start: 12:36:09 - Finish: 13:16:19

Weather/Track Conditions: Cloud/Dry

Circuit: Brands Hatch Grand Prix Circuit

Track Length: 3.916 Km - 2.4330 miles



'Legends of Brands Hatch' Historic Race Meeting - 1 - 3 Jul 2016

Pre 80 Endurance Challenge Series

Race 6 - Best Sector Speeds

	NO	SECTOR 1	MPH	NO	SECTOR 2	MPH	NO	SECTOR 3	MPH
1	2	Voyazides-Hadfield	115.9		NO SPEED TRAP		2	Voyazides-Hadfield	146.7
2	3	Piper-Caton	111.5				150	Brooks B-Brooks V	138.3
3	96	Doug Hart	111.1				12	Peter Hallford	137.4
4	62	Gathercole J-Gathercole D	107.2				3	Piper-Caton	135.7
5	34	Schryver A-Schryver J	106.7				60	Guy Peeters	135.5
6	32	Catlow-Bartell	106.4				96	Doug Hart	135.2
7	150	Brooks B-Brooks V	106.4				34	Schryver A-Schryver J	134.9
8	55	Manfredo Rossi	106.0				62	Gathercole J-Gathercole D	132.8
9	60	Guy Peeters	104.6				32	Catlow-Bartell	132.3
10	88	Kevin Cooke	102.6				55	Manfredo Rossi	131.5
11	12	Peter Hallford	99.5				88	Kevin Cooke	130.7
12	40	Georg Nolte	96.5				40	Georg Nolte	128.2
13	39	Taylor A-Taylor D	94.6				39	Taylor A-Taylor D	122.6
14	15	Graeme Cooksley	92.1				15	Graeme Cooksley	115.5
15	65	David Axisa	91.9				65	David Axisa	115.1
16	75	Neal Stevenson	91.4				35	Roger Waite	113.0
17	35	Roger Waite	90.3				75	Neal Stevenson	112.2
18	21	Vallery-Masson-Honnorat	87.2				21	Vallery-Masson-Honnorat	107.2
19	30	Jean-Michel Guermonprez	0.0				30	Jean-Michel Guermonprez	0.0

Session Start: 12:36:09 - Finish: 13:16:19

Weather/Track Conditions: Cloud/Dry

Circuit: Brands Hatch Grand Prix Circuit

Track Length: 3.916 Km - 2.4330 miles



'Legends of Brands Hatch' Historic Race Meeting - 1 - 3 Jul 2016

Pre 80 Endurance Challenge Series

Race 6 - Lap Chart

Lap 1			Lap 2			Lap 3			Lap 4			Lap 5			Lap 6		
NO	Behind	Laptime	NO	Behind	Laptime	NO	Behind	Laptime	NO	Behind	Laptime	NO	Behind	Laptime	NO	Behind	Laptime
2		1:35.567	2		1:30.339	2		1:30.478	2		1:30.788	2		1:31.519	2		1:32.322
55	0.712	1:36.279	55	2.288	1:31.915	55	3.230	1:31.420	55	4.238	1:31.796	55	3.404	1:30.685	55	6.168	1:35.086
96	1.694	1:37.261	96	2.772	1:31.417	96	3.792	1:31.498	96	4.778	1:31.774	96	5.054	1:31.795	96	6.625	1:33.893
3	4.043	1:39.610	3	6.707	1:33.003	3	8.105	1:31.876	3	10.819	1:33.502	62	10.006	1:30.602	62	9.288	1:31.604
34	4.300	1:39.867	34	7.386	1:33.425	62	9.293	1:31.789	62	10.923	1:32.418	3	11.512	1:32.212	40	1 LAP	1:51.403
32	4.591	1:40.158	62	7.982	1:33.557	34	10.083	1:33.175	34	11.965	1:32.670	34	11.876	1:31.430	39	1 LAP	1:51.564
62	4.764	1:40.331	32	8.440	1:34.188	32	10.506	1:32.544	32	12.388	1:32.670	32	12.475	1:31.606	3	11.084	1:31.894
150	6.733	1:42.300	150	12.112	1:35.718	150	16.823	1:35.189	150	21.925	1:35.890	150	27.566	1:37.160	34	11.380	1:31.826
60	8.115	1:43.682	60	13.612	1:35.836	60	18.033	1:34.899	60	22.166	1:34.921	60	27.752	1:37.105	21	1 LAP	1:52.201
88	9.921	1:45.488	88	19.371	1:39.789	88	31.939	1:43.046	88	42.445	1:41.294	88	52.010	1:41.084	32	12.629	1:32.476
65	13.921	1:49.488	65	26.267	1:42.685	65	38.614	1:42.825	65	49.708	1:41.882	65	59.734	1:41.545	150	31.251	1:36.007
15	18.032	1:53.599	12	30.875	1:42.778	12	41.220	1:40.823	12	51.439	1:41.007	12	1:00.003	1:40.083	60	31.465	1:36.035
75	18.288	1:53.855	15	32.907	1:45.214	15	46.102	1:43.673	15	58.538	1:43.224	15	1:09.367	1:42.348	88	1:00.732	1:41.044
30	18.335	1:53.902	30	33.523	1:45.527	30	48.716	1:45.671	30	1:03.581	1:45.653	30	1:16.975	1:44.913	12	1:08.857	1:41.176
12	18.436	1:54.003	75	35.544	1:47.595	75	50.264	1:45.198	75	1:04.969	1:45.493	75	1:18.231	1:44.781	65	1:10.482	1:43.070
35	20.571	1:56.138	35	36.276	1:46.044	35	51.159	1:45.361	35	1:05.274	1:44.903	35	1:18.416	1:44.661	15	1:20.972	1:43.927
40	23.151	1:58.718	40	42.580	1:49.768	40	1:02.471	1:50.369	40	1:22.294	1:50.611				30	1:29.169	1:44.516
39	24.690	2:00.257	39	43.506	1:49.155	39	1:03.085	1:50.057	39	1:22.691	1:50.394						
21	25.434	2:01.001	21	44.204	1:49.109	21	1:03.628	1:49.902	21	1:23.619	1:50.779						

Session Start: 12:36:09 - Finish: 13:16:19

Weather/Track Conditions: Cloud/Dry

Circuit: Brands Hatch Grand Prix Circuit

Track Length: 3.916 Km - 2.4330 miles

'Legends of Brands Hatch' Historic Race Meeting - 1 - 3 Jul 2016

Pre 80 Endurance Challenge Series

Race 6 - Lap Chart

Lap 7			Lap 8			Lap 9			Lap 10			Lap 11			Lap 12		
NO	Behind	Laptime	NO	Behind	Laptime	NO	Behind	Laptime	NO	Behind	Laptime	NO	Behind	Laptime	NO	Behind	Laptime
2		1:30.976	2		1:32.082	2		1:31.237	2		1:32.326	2		1:30.037	2		1:30.937
75	1 LAP	1:45.614	15	1 LAP	1:45.733	65	1 LAP	1:42.425	12	1 LAP	1:41.302	55	8.034	1:31.900	39	2 LAPS	1:47.099
35	1 LAP	1:45.852	55	5.901	1:31.679	55	6.454	1:31.790	55	6.171	1:32.043	96	9.616	1:32.687	21	2 LAPS	1:46.447
55	6.304	1:31.112	96	7.665	1:31.852	96	7.556	1:31.128	96	6.966	1:31.736	88	1 LAP	1:41.930	55	10.157	1:33.060
96	7.895	1:32.246	62	9.810	1:32.663	62	9.368	1:30.795	62	9.566	1:32.524	62	11.106	1:31.577	62	10.660	1:30.491
62	9.229	1:30.917	3	12.123	1:31.555	3	12.400	1:31.514	3	11.797	1:31.723	3	12.509	1:30.749	3	12.725	1:31.153
3	12.650	1:32.542	34	13.691	1:32.977	34	14.179	1:31.725	34	13.841	1:31.988	34	17.576	1:33.772	32	20.872	1:33.823
34	12.796	1:32.392	30	1 LAP	1:47.590	32	14.836	1:31.934	32	14.911	1:32.401	32	17.986	1:33.112	88	1 LAP	1:41.985
32	13.722	1:32.069	75	1 LAP	1:45.553	15	1 LAP	1:46.771	15	1 LAP	1:44.467	12	1 LAP	1:45.164	12	1 LAP	1:42.103
40	1 LAP	1:49.537	32	14.139	1:32.499	75	1 LAP	1:44.277	75	1 LAP	1:43.926	65	2 LAPS	3:37.852	65	2 LAPS	1:49.359
39	1 LAP	1:49.404	35	1 LAP	1:46.090	35	1 LAP	1:48.461	35	1 LAP	1:44.387	15	1 LAP	1:44.136	60	57.115	1:35.608
21	1 LAP	1:48.527	60	40.738	1:35.663	60	44.058	1:34.557	60	46.590	1:34.858	60	52.444	1:35.891	15	1 LAP	1:44.319
60	37.157	1:36.668	150	43.066	1:37.463	150	47.848	1:36.019	150	51.249	1:35.727	75	1 LAP	1:44.472	150	1:05.595	1:38.089
150	37.685	1:37.410	39	1 LAP	1:49.125	39	1 LAP	1:46.901	30	2 LAPS	3:52.733	150	58.443	1:37.231	75	1 LAP	1:45.695
88	1:10.865	1:41.109	40	1 LAP	1:52.516	21	1 LAP	1:50.173	39	1 LAP	1:46.240	35	1 LAP	1:44.409	35	1 LAP	1:44.827
12	1:18.249	1:40.368	21	1 LAP	1:52.501	88	1:31.386	1:41.112	21	1 LAP	1:45.264	30	2 LAPS	1:54.124			
65	1:21.335	1:41.829	88	1:21.511	1:42.728												
			12	1:28.184	1:42.017												

Session Start: 12:36:09 - Finish: 13:16:19

Weather/Track Conditions: Cloud/Dry

Circuit: Brands Hatch Grand Prix Circuit

Track Length: 3.916 Km - 2.4330 miles

'Legends of Brands Hatch' Historic Race Meeting - 1 - 3 Jul 2016

Pre 80 Endurance Challenge Series

Race 6 - Lap Chart

Lap 13			Lap 14			Lap 15			Lap 16			Lap 17			Lap 18		
NO	Behind	Laptime	NO	Behind	Laptime	NO	Behind	Laptime	NO	Behind	Laptime	NO	Behind	Laptime	NO	Behind	Laptime
2		1:31.709	2		1:30.904	2		1:31.874	62		1:31.470	2		1:35.411	2		1:31.682
96	1 LAP	2:55.938	96	1 LAP	1:35.758	75	2 LAPS	1:44.917	75	2 LAPS	1:45.027	3	4.862	1:30.038	3	3.697	1:30.517
30	3 LAPS	1:45.252	62	12.090	1:31.811	96	1 LAP	1:30.426	35	2 LAPS	1:45.611	150	1 LAP	1:38.170	12	1 LAP	1:42.383
62	11.183	1:32.232	30	3 LAPS	1:45.943	35	2 LAPS	1:44.806	32	1 LAP	1:46.352	96	9.224	1:30.234	96	8.297	1:30.755
3	13.217	1:32.201	39	2 LAPS	1:46.022	62	10.971	1:30.755	34	1 LAP	1:32.783	15	2 LAPS	1:47.065	150	1 LAP	1:37.763
39	2 LAPS	1:47.264	21	2 LAPS	1:47.111	32	1 LAP	3:00.614	30	3 LAPS	1:43.838	65	2 LAPS	1:42.398	21	3 LAPS	2:01.906
32	21.546	1:32.383	34	1 LAP	1:45.488	30	3 LAPS	1:45.107	88	1 LAP	1:39.889	75	1 LAP	1:44.382	15	2 LAPS	1:43.558
21	2 LAPS	1:49.024	88	1 LAP	1:40.822	34	1 LAP	1:34.013	39	2 LAPS	1:43.799	32	49.344	1:35.753	65	2 LAPS	1:42.397
34	1 LAP	3:11.430	12	1 LAP	1:41.673	39	2 LAPS	1:44.662	60	1 LAP	1:39.266	34	54.972	1:35.393	35	2 LAPS	3:07.547
88	1 LAP	1:41.746	65	2 LAPS	1:41.921	88	1 LAP	1:37.658	12	1 LAP	1:41.694	60	1:21.456	1:36.983	32	52.399	1:34.737
12	1 LAP	1:42.464	15	1 LAP	1:43.976	21	2 LAPS	1:47.269	2	1:11.396	2:53.837	30	2 LAPS	1:47.309	34	57.598	1:34.308
60	1:01.597	1:36.191	3	1:29.544	2:47.231	60	1 LAP	3:00.227	150	1 LAP	1:40.297	39	1 LAP	1:45.049	88	1 LAP	3:08.806
65	2 LAPS	1:43.496				12	1 LAP	1:41.566	15	2 LAPS	3:08.805				60	1:25.447	1:35.673
15	1 LAP	1:45.037				150	1 LAP	3:06.667	3	1:21.631	1:30.884						
150	1:12.396	1:38.510				65	2 LAPS	1:45.164	96	1:25.797	1:30.719						
75	1 LAP	1:44.602				3	1:33.188	1:35.518	65	2 LAPS	1:43.020						
35	1 LAP	1:45.770				96	1:37.519	1:31.205	75	1 LAP	1:44.665						
									35	1 LAP	1:45.045						
									32	2:00.398	1:37.105						

Session Start: 12:36:09 - Finish: 13:16:19

Weather/Track Conditions: Cloud/Dry

Circuit: Brands Hatch Grand Prix Circuit

Track Length: 3.916 Km - 2.4330 miles

'Legends of Brands Hatch' Historic Race Meeting - 1 - 3 Jul 2016

Pre 80 Endurance Challenge Series

Race 6 - Lap Chart

Lap 19			Lap 20			Lap 21			Lap 22			Lap 23			Lap 24		
NO	Behind	Laptime	NO	Behind	Laptime	NO	Behind	Laptime	NO	Behind	Laptime	NO	Behind	Laptime	NO	Behind	Laptime
2		1:29.653	2		1:28.271	2		1:28.020	2		1:30.939	2		1:29.344	2		1:30.025
3	4.445	1:30.401	88	2 LAPS	1:45.524	3	9.118	1:31.355	75	3 LAPS	1:46.985	65	3 LAPS	1:42.476	3	15.082	1:32.318
30	3 LAPS	1:45.652	60	1 LAP	1:36.647	96	15.342	1:31.401	3	11.100	1:32.921	21	4 LAPS	1:48.371	96	19.000	1:31.480
96	9.514	1:30.870	3	5.783	1:29.609	60	1 LAP	1:39.313	35	3 LAPS	1:48.732	3	12.789	1:31.033	21	4 LAPS	1:52.575
150	1 LAP	1:37.996	96	11.961	1:30.718	88	2 LAPS	1:42.406	96	14.826	1:30.423	96	17.545	1:32.063	75	3 LAPS	1:49.636
21	3 LAPS	1:48.206	39	3 LAPS	3:14.591	39	3 LAPS	1:46.414	60	1 LAP	1:35.919	75	3 LAPS	1:46.007	60	1 LAP	1:43.198
15	2 LAPS	1:43.516	12	2 LAPS	3:10.825	150	1 LAP	1:39.324	88	2 LAPS	1:41.780	15	4 LAPS	3:51.844	15	4 LAPS	1:55.741
65	2 LAPS	1:41.763	30	3 LAPS	1:44.829	12	2 LAPS	1:49.678	39	3 LAPS	1:41.855	60	1 LAP	1:37.079	35	3 LAPS	1:52.948
75	2 LAPS	3:09.241	150	1 LAP	1:36.973	30	3 LAPS	1:45.736	150	1 LAP	1:37.004	35	3 LAPS	1:47.459	88	2 LAPS	1:47.352
32	57.927	1:35.181	21	3 LAPS	1:47.623	32	1:10.052	1:34.180	12	2 LAPS	1:42.507	88	2 LAPS	1:40.088	150	1 LAP	1:43.774
34	1:00.910	1:32.965	15	2 LAPS	1:45.591	34	1:12.400	1:34.907	30	3 LAPS	1:45.456	150	1 LAP	1:36.867	39	3 LAPS	1:44.661
35	2 LAPS	1:50.497	65	2 LAPS	1:41.995	65	2 LAPS	1:42.675	32	1:12.982	1:33.869	39	3 LAPS	1:41.428	12	2 LAPS	1:50.383
			32	1:03.892	1:34.236	21	3 LAPS	1:48.545	34	1:14.315	1:32.854	12	2 LAPS	1:41.788	30	3 LAPS	1:53.439
			34	1:05.513	1:32.874							30	3 LAPS	1:42.479	32	1:34.827	1:46.615
			75	2 LAPS	1:49.246							34	1:18.172	1:33.201	34	1:35.586	1:47.439
			35	2 LAPS	1:45.932							32	1:18.237	1:34.599			

Session Start: 12:36:09 - Finish: 13:16:19

Weather/Track Conditions: Cloud/Dry

Circuit: Brands Hatch Grand Prix Circuit

Track Length: 3.916 Km - 2.4330 miles

'Legends of Brands Hatch' Historic Race Meeting - 1 - 3 Jul 2016

Pre 80 Endurance Challenge Series

Race 6 - Lap Chart

Lap 25		
NO	Behind	Laptime
2		2:21.208
3	1.937	2:08.063
96	3.281	2:05.489
21	4 LAPS	2:01.347
75	3 LAPS	1:55.154
60	1 LAP	1:55.236
15	4 LAPS	2:01.624
35	3 LAPS	1:59.869
88	2 LAPS	1:59.912
150	1 LAP	1:53.870
39	3 LAPS	1:52.588
12	2 LAPS	1:56.097
30	3 LAPS	2:17.019
32	1:30.338	2:16.719
34	1:31.126	2:16.748

Session Start: 12:36:09 - Finish: 13:16:19
Weather/Track Conditions: Cloud/Dry
Circuit: Brands Hatch Grand Prix Circuit
Track Length: 3.916 Km - 2.4330 miles

'Legends of Brands Hatch' Historic Race Meeting - 1 - 3 Jul 2016

HSCC Historic Formula 2 FIA International Series

Race 7 - Classification

Sheet No:

POS	NO	DRIVER/S	CLASS	CLASS POS	CAR MAKE / MODEL	TIME	LAPS	GAP	DIFF	MPH	BEST	ON
1	22	Mark Dwyer	C	1	March 742	20:44.870	11	-- 11 laps		77.39	1:37.955	10
2	19	Richard Evans	C	2	Chevron B42	20:44.989	11	0.119	0.119	77.39	1:38.101	10
3	9	Frazer Gibney	C	3	March 782	21:05.331	11	20.461	20.342	76.14	1:40.427	11
4	36	Jeremy Wheatley	C	4	Surtees TS15	21:24.971	11	40.101	19.640	74.97	1:43.824	11
5	13	Dean Forward	C	5	March 782	21:33.163	11	48.293	8.192	74.50	1:40.735	10
6	1	Robert Simac	A	1	March 712	21:36.251	11	51.381	3.088	74.32	1:45.257	10
7	5	Mike Barnby	C	6	Modus M7	21:42.248	11	57.378	5.997	73.98	1:45.766	9
8	85	Christopher Lillingston-Price	C	7	Chevron B40	21:43.583	11	58.713	1.335	73.91	1:45.862	10
9	18	Richard Meins	C	8	March 762	21:44.256	11	59.386	0.673	73.87	1:42.310	10
10	39	Martin Bullock	A	2	Chevron B17C	21:45.500	11	1:00.630	1.244	73.80	1:44.751	11
11	17	Max Blees	B	1	Brabham BT30	21:50.079	11	1:05.209	4.579	73.54	1:46.900	11
12	50	Paul Bason	A	3	March 712	21:52.440	11	1:07.570	2.361	73.41	1:47.073	10
13	8	Klaus Bergs	A	4	Brabham BT36	20:52.046	10	-- 10 laps	48.541	69.95	1:53.579	10
14	37	Lincoln Small	A	5	Brabham BT30	21:47.664	10	55.618	55.618	66.98	1:59.422	9
15	32	Steve Seaman	C	9	Ralt RT1	21:52.349	10	1:00.303	4.685	66.74	1:59.014	9
16	53	Mark Goldsmith	B	2	Elfin 622	21:52.890	10	1:00.844	0.541	66.71	2:02.352	9

----- NOT CLASSIFIED -----

DNF 117 Michael Bletsoe-Brown C Chevron B27 2:10.904 1 -- 1 laps -- 66.91

----- FASTEST LAP SUMMARY -----

NO	DRIVER/S	CLASS	CAR MAKE / MODEL	FASTEST LAP	ON	MPH
22	Mark Dwyer	C	March 742	1:37.955	10	89.42
39	Martin Bullock	A	Chevron B17C	1:44.751	11	83.62
17	Max Blees	B	Brabham BT30	1:46.900	11	81.93

Car 18 - Transponder not working.

Session Start: 14:13:29 - Finish: 14:34:13
Weather/Track Conditions: Bright/Drying
Circuit: Brands Hatch Grand Prix Circuit
Track Length: 3.916 Km - 2.4330 miles

These results are provisional until the conclusion of any judicial and technical matters.

Clerk of the Course: <p style="text-align: right;">Julian Floyd</p>	Timekeeper: <p style="text-align: right;">Nick Palmer</p>	Issued at:
--	--	------------

'Legends of Brands Hatch' Historic Race Meeting - 1 - 3 Jul 2016

HSCC Historic Formula 2 FIA International Series

Race 7 - Sector Analysis

1 Robert Simac (A)									March 712								
lap	Sect-1	Speed	Sect-2	Speed	Sect-3	Speed	TopSpeed	laptime pit	lap	Sect-1	Speed	Sect-2	Speed	Sect-3	Speed	Topspeed	laptime pit
1		76.3	53.218		27.597	118.5		2:04.635	7	36.074	86.3	49.706		26.655	125.6		1:52.435
2	37.846	91.5	51.116		26.861	123.5		1:55.823	8	34.493	95.8	48.200		25.579	128.5		1:48.272
3	36.979	82.1	51.624		28.804	94.0		1:57.407	9	33.392	95.8	47.295		25.052	130.0		1:45.739
4	39.859	77.0	56.200		39.001	67.3		2:15.060	10	32.952	100.5	46.976		25.329	126.6		1:45.257
5	45.847	53.2	1:10.346		34.250	119.8		2:30.443	11	33.304	96.7	47.821		24.368	126.8		1:45.493
6	36.886	88.8	51.627		27.174	124.5		1:55.687	12								

5 Mike Barnby (C)									Modus M7								
lap	Sect-1	Speed	Sect-2	Speed	Sect-3	Speed	TopSpeed	laptime pit	lap	Sect-1	Speed	Sect-2	Speed	Sect-3	Speed	Topspeed	laptime pit
1		77.0	53.873		27.490	118.3		2:06.595	7	36.288	90.4	49.431		26.829	118.7		1:52.548
2	37.397	85.6	52.425		27.148	118.7		1:56.970	8	34.343	94.7	48.504		25.907	125.8		1:48.754
3	43.411	86.1	52.328		31.495	98.7		2:07.234	9	33.966	98.3	46.621		25.179	128.2		1:45.766
4	40.332	77.8	55.990		32.100	83.4		2:08.422	10	33.405	99.6	47.512		25.079	126.1		1:45.996
5	43.193	50.7	1:10.101		34.332	112.0		2:27.626	11	33.777	95.4	48.141		24.918	123.1		1:46.836
6	37.410	84.9	51.691		26.400	121.5		1:55.501	12								

8 Klaus Bergs (A)									Brabham BT36								
lap	Sect-1	Speed	Sect-2	Speed	Sect-3	Speed	TopSpeed	laptime pit	lap	Sect-1	Speed	Sect-2	Speed	Sect-3	Speed	Topspeed	laptime pit
1		71.0	59.188		29.608	111.1		2:18.017	6	37.824	81.6	56.446		28.801	110.9		2:03.071
2	40.151	73.3	59.956		31.367	105.2		2:11.474	7	38.244	80.2	56.890		28.517	110.0		2:03.651
3	40.454	74.1	59.259		30.760	98.1		2:10.473	8	37.152	84.1	55.060		27.519	113.5		1:59.731
4	40.353	73.9	59.253		30.159	110.2		2:09.765	9	35.942	88.9	54.501		26.746	118.1		1:57.189
5	38.973	83.1	57.034		29.089	107.2		2:05.096	10	34.626	94.4	52.757		26.196	115.1		1:53.579

9 Frazer Gibney (C)									March 782								
lap	Sect-1	Speed	Sect-2	Speed	Sect-3	Speed	TopSpeed	laptime pit	lap	Sect-1	Speed	Sect-2	Speed	Sect-3	Speed	Topspeed	laptime pit
1					30.153	101.1		2:02.310	7	33.242	95.2	46.057		25.573	125.1		1:44.872
2	36.510	81.7	49.062		26.346	119.6		1:51.918	8	33.546	88.4	45.791		24.877	126.8		1:44.214
3	36.244	80.8	48.636		28.185	98.6		1:53.065	9	32.817	87.3	48.762		24.906	126.8		1:46.485
4	37.646	78.3	1:02.887		43.258	60.4		2:23.791	10	32.154	91.5	45.239		24.386	127.3		1:41.779
5	45.631	54.0	1:10.626		34.496	122.4		2:30.753	11	31.986	93.8	44.405		24.036	125.6		1:40.427
6	34.425	89.1	46.061		25.231	124.9		1:45.717	12								

13 Dean Forward (C)									March 782								
lap	Sect-1	Speed	Sect-2	Speed	Sect-3	Speed	TopSpeed	laptime pit	lap	Sect-1	Speed	Sect-2	Speed	Sect-3	Speed	Topspeed	laptime pit
1					32.272	103.1		2:03.436	7	34.931	95.1	47.854		40.695	116.3		2:03.480
2	39.118	85.7	52.175		26.696	124.0		1:57.989	8	34.388	90.7	47.772		25.772	129.0		1:47.932
3	37.405	83.9	51.065		29.054	92.4		1:57.524	9	34.191	93.8	47.775		24.770	132.5		1:46.736
4	39.338	71.4	56.409		39.100	70.2		2:14.847	10	32.224	99.6	44.773		23.738	133.6		1:40.735
5	45.529	52.3	1:10.516		33.662	123.5		2:29.707	11	32.597	100.2	45.363		23.255	134.1		1:41.215
6	35.180	90.3	48.433		25.949	126.1		1:49.562	12								

17 Max Blees (B)									Brabham BT30								
lap	Sect-1	Speed	Sect-2	Speed	Sect-3	Speed	TopSpeed	laptime pit	lap	Sect-1	Speed	Sect-2	Speed	Sect-3	Speed	Topspeed	laptime pit
1		80.1	55.434		28.897	108.2		2:11.960	7	35.911	89.3	49.504		27.598	109.7		1:53.013
2	38.973	85.2	53.486		29.226	109.5		2:01.685	8	35.583	90.5	49.023		26.457	113.5		1:51.063
3	38.782	82.9	53.235		30.643	100.8		2:02.660	9	34.691	91.1	47.987		25.293	119.6		1:47.971
4	40.294	80.0	53.328		30.308	92.7		2:03.930	10	34.204	93.9	48.075		25.422	117.7		1:47.701
5	43.025	54.6	1:10.423		33.676	111.1		2:27.124	11	33.733	96.3	47.815		25.352	119.8		1:46.900
6	37.627	84.7	51.368		27.077	116.1		1:56.072	12								

18 Richard Meins (C)									March 762								
lap	Sect-1	Speed	Sect-2	Speed	Sect-3	Speed	TopSpeed	laptime pit	lap	Sect-1	Speed	Sect-2	Speed	Sect-3	Speed	Topspeed	laptime pit
1								2:03.434	7								2:13.475
2								1:56.042	8								1:49.249
3								1:56.644	9								1:43.788
4								2:15.455	10								1:42.310
5								2:30.875	11								1:44.221
6								1:48.763	12								

Session Start: 14:13:29 - Finish: 14:34:13
 Weather/Track Conditions: Bright/Drying
 Circuit: Brands Hatch Grand Prix Circuit
 Track Length: 3.916 Km - 2.4330 miles

'Legends of Brands Hatch' Historic Race Meeting - 1 - 3 Jul 2016

HSCC Historic Formula 2 FIA International Series

Race 7 - Sector Analysis

19 Richard Evans (C)									Chevron B42								
lap	Sect-1	Speed	Sect-2	Speed	Sect-3	Speed	TopSpeed	laptime pit	lap	Sect-1	Speed	Sect-2	Speed	Sect-3	Speed	Topspeed	laptime pit
1					28.767	109.3		2:00.441	7	32.563	99.9	45.292		24.503	126.3		1:42.358
2	36.861	90.3	49.839		25.760	121.5		1:52.460	8	31.436	105.2	44.277		24.430	129.2		1:40.143
3	35.988	92.5	48.851		28.453	98.6		1:53.292	9	32.852	98.9	43.859		24.067	129.0		1:40.778
4	37.989	80.8	1:02.473		43.508	69.1		2:23.970	10	30.855	100.5	43.708		23.538	131.0		1:38.101
5	45.695	53.5	1:10.235		33.004	122.9		2:28.934	11	30.284	107.0	45.502		23.188	133.3		1:38.974
6	33.763	98.4	46.659		25.116	126.3		1:45.538	12								

22 Mark Dwyer (C)									March 742								
lap	Sect-1	Speed	Sect-2	Speed	Sect-3	Speed	TopSpeed	laptime pit	lap	Sect-1	Speed	Sect-2	Speed	Sect-3	Speed	Topspeed	laptime pit
1					25.450	126.6		1:52.037	7	32.588	100.0	45.213		24.482	131.0		1:42.283
2	34.714	88.6	47.904		25.452	127.0		1:48.070	8	32.257	97.0	45.775		24.469	132.0		1:42.501
3	34.794	92.2	47.926		26.364	124.2		1:49.084	9	32.740	98.0	44.299		23.851	131.8		1:40.890
4	41.555	65.1	1:14.895		42.743	94.6		2:39.193	10	30.979	102.0	43.771		23.205	133.1		1:37.955
5	46.171	58.1	1:10.544		31.893	129.5		2:28.608	11	30.693	105.5	45.391		23.363	133.3		1:39.447
6	33.185	95.2	46.191		25.426	125.8		1:44.802	12								

32 Steve Seaman (C)									Ralt RT1								
lap	Sect-1	Speed	Sect-2	Speed	Sect-3	Speed	TopSpeed	laptime pit	lap	Sect-1	Speed	Sect-2	Speed	Sect-3	Speed	Topspeed	laptime pit
1		73.2	56.266		57.783	83.0		2:49.671	6	40.131	75.0	55.775		28.787	112.2		2:04.693
2	42.632	72.7	58.226		31.985	100.8		2:12.843	7	38.997	79.7	54.018		29.255	112.4		2:02.270
3	43.499	62.4	1:02.192		32.681	99.2		2:18.372	8	38.068	81.1	55.515		27.694	114.9		2:01.277
4	42.313	72.5	59.702		31.818	101.9		2:13.833	9	38.466	82.1	53.339		27.209	112.0		1:59.014
5	42.198	69.9	57.413		29.232	109.7		2:08.843	10	39.221	74.1	54.683		27.629	107.4		2:01.533

36 Jeremy Wheatley (C)									Surtees TS15								
lap	Sect-1	Speed	Sect-2	Speed	Sect-3	Speed	TopSpeed	laptime pit	lap	Sect-1	Speed	Sect-2	Speed	Sect-3	Speed	Topspeed	laptime pit
1		81.5	52.540		28.021	113.7		2:04.230	7	34.566	92.6	48.259		26.244	123.1		1:49.069
2	38.682	84.5	52.503		27.713	116.7		1:58.898	8	33.912	99.3	47.042		25.502	124.2		1:46.456
3	36.555	90.1	50.983		30.576	107.9		1:58.114	9	33.016	101.1	46.539		25.009	126.8		1:44.564
4	38.712	83.5	56.265		39.192	69.6		2:14.169	10	33.019	102.2	47.326		25.553	125.1		1:45.898
5	44.683	55.7	1:10.603		34.648	120.9		2:29.934	11	32.760	99.8	46.180		24.884	125.8		1:43.824
6	34.817	95.8	48.685		26.313	123.3		1:49.815	12								

37 Lincoln Small (A)									Brabham BT30								
lap	Sect-1	Speed	Sect-2	Speed	Sect-3	Speed	TopSpeed	laptime pit	lap	Sect-1	Speed	Sect-2	Speed	Sect-3	Speed	Topspeed	laptime pit
1		62.5	1:03.972		33.516	93.0		2:33.666	6	39.584	75.4	57.005		28.452	119.2		2:05.041
2	44.666	62.1	1:02.996		31.746	109.1		2:19.408	7	39.463	76.3	55.863		27.867	114.5		2:03.193
3	42.071	64.9	1:03.911		32.287	86.4		2:18.269	8	38.209	79.4	55.348		27.772	120.0		2:01.329
4	42.897	65.1	1:02.048		31.029	107.0		2:15.974	9	36.849	81.8	55.044		27.529	121.3		1:59.422
5	40.786	67.7	59.467		28.935	117.1		2:09.188	10	36.507	86.0	55.758		29.909	116.1		2:02.174

39 Martin Bullock (A)									Chevron B17C								
lap	Sect-1	Speed	Sect-2	Speed	Sect-3	Speed	TopSpeed	laptime pit	lap	Sect-1	Speed	Sect-2	Speed	Sect-3	Speed	Topspeed	laptime pit
1		70.5	53.763		27.479	117.9		2:05.714	7	35.863	88.9	49.257		27.282	104.2		1:52.402
2	55.486	73.4	57.313		29.747	115.5		2:22.546	8	35.733	86.1	49.125		25.671	126.3		1:50.529
3	38.026	94.0	56.193		29.261	105.7		2:03.480	9	33.872	93.1	47.614		24.830	128.0		1:46.316
4	39.463	77.9	54.408		28.536	114.9		2:02.407	10	33.588	92.6	47.890		25.591	128.2		1:47.069
5	37.674	80.3	1:04.310		32.406	116.7		2:14.390	11	32.877	91.1	47.319		24.555	129.0		1:44.751
6	37.731	82.0	51.700		26.465	124.2		1:55.896	12								

50 Paul Bason (A)									March 712								
lap	Sect-1	Speed	Sect-2	Speed	Sect-3	Speed	TopSpeed	laptime pit	lap	Sect-1	Speed	Sect-2	Speed	Sect-3	Speed	Topspeed	laptime pit
1		72.6	56.263		28.155	113.0		2:13.288	7	36.364	86.3	50.457		26.601	118.1		1:53.422
2	39.405	81.5	53.063		41.079	103.0		2:13.547	8	36.134	88.4	48.834		26.105	122.4		1:51.073
3	39.251	77.2	55.632		29.216	99.5		2:04.099	9	34.931	93.9	47.925		25.149	124.9		1:48.005
4	39.214	77.6	53.576		28.438	108.1		2:01.228	10	34.829	87.4	47.651		24.593	126.8		1:47.073
5	38.258	81.4	1:04.681		32.605	115.3		2:15.544	11	34.631	93.0	47.987		26.317	121.1		1:48.935
6	38.367	83.4	51.292		26.567	122.6		1:56.226	12								

Session Start: 14:13:29 - Finish: 14:34:13
Weather/Track Conditions: Bright/Drying
Circuit: Brands Hatch Grand Prix Circuit
Track Length: 3.916 Km - 2.4330 miles

'Legends of Brands Hatch' Historic Race Meeting - 1 - 3 Jul 2016

HSCC Historic Formula 2 FIA International Series

Race 7 - Sector Analysis

53 Mark Goldsmith (B)									Elfin 622										
lap	Sect-1	Speed	Sect-2	Speed	Sect-3	Speed	TopSpeed	laptime	pit	lap	Sect-1	Speed	Sect-2	Speed	Sect-3	Speed	Topspeed	laptime	pit
1		62.6	1:04.423		33.688	87.7		2:34.848		6	39.034	78.4	56.956		28.978	100.0		2:04.968	
2	43.654	63.5	1:00.849		31.869	93.6		2:16.372		7	38.779	81.9	55.819		27.945	103.1		2:02.543	
3	40.841	66.9	1:04.764		33.631	84.4		2:19.236		8	38.243	78.6	55.639		29.120	99.6		2:03.002	
4	41.998	71.2	1:02.334		31.569	94.6		2:15.901		9	38.616	81.5	55.432		28.304	103.7		2:02.352	
5	40.570	70.0	59.583		29.524	102.2		2:09.677		10	38.589	79.2	56.054		29.348	98.3		2:03.991	

85 Christopher Lillingston-Price (C)									Chevron B40										
lap	Sect-1	Speed	Sect-2	Speed	Sect-3	Speed	TopSpeed	laptime	pit	lap	Sect-1	Speed	Sect-2	Speed	Sect-3	Speed	Topspeed	laptime	pit
1		72.9	55.674		27.297	119.8		2:08.100		7	36.341	92.7	49.422		26.694	124.9		1:52.457	
2	38.453	80.6	52.878		27.112	121.3		1:58.443		8	35.019	94.0	49.151		25.679	127.5		1:49.849	
3	38.234	81.5	52.757		30.330	113.0		2:01.321		9	34.238	93.5	48.692		25.225	126.6		1:48.155	
4	40.349	75.7	55.016		33.429	73.8		2:08.794		10	33.934	94.4	47.154		24.774	128.0		1:45.862	
5	44.577	53.8	1:10.116		34.241	120.0		2:28.934		11	33.437	95.4	48.172		25.094	131.0		1:46.703	
6	37.182	88.5	51.591		26.192	124.9		1:54.965		12									

117 Michael Bletsoe-Brown (C)									Chevron B27										
lap	Sect-1	Speed	Sect-2	Speed	Sect-3	Speed	TopSpeed	laptime	pit	lap	Sect-1	Speed	Sect-2	Speed	Sect-3	Speed	Topspeed	laptime	pit
1		78.0	56.098		28.364	116.7		2:10.904		2									

Session Start: 14:13:29 - Finish: 14:34:13
Weather/Track Conditions: Bright/Drying
Circuit: Brands Hatch Grand Prix Circuit
Track Length: 3.916 Km - 2.4330 miles

'Legends of Brands Hatch' Historic Race Meeting - 1 - 3 Jul 2016

HSCC Historic Formula 2 FIA International Series

Race 7 - Best Sector Times

POS	NO	DRIVER/S	Sector 1			Sector 2			Sector 3			IDEAL LAP	BEST LAP	On
			TIME	LAP	POS	TIME	LAP	POS	TIME	LAP	POS			
1	22	Mark Dwyer	30.693	11	2	43.771	10	2	23.205	10	2	1:37.669	1:37.955	10
2	19	Richard Evans	30.284	11	1	43.708	10	1	23.188	11	1	1:37.180	1:38.101	10
3	9	Frazer Gibney	31.986	11	3	44.405	11	3	24.036	11	4	1:40.427	1:40.427	11
4	36	Jeremy Wheatley	32.760	11	5	46.180	11	5	24.884	11	9	1:43.824	1:43.824	11
5	13	Dean Forward	32.224	10	4	44.773	10	4	23.255	11	3	1:40.252	1:40.735	10
6	1	Robert Simac	32.952	10	7	46.976	10	7	24.368	11	5	1:44.296	1:45.257	10
7	5	Mike Barnby	33.405	10	8	46.621	9	6	24.918	11	10	1:44.944	1:45.766	9
8	85	Christopher Lillingston-Price	33.437	11	9	47.154	10	8	24.774	10	8	1:45.365	1:45.862	10
9	18	Richard Meins											1:42.310	10
10	39	Martin Bullock	32.877	11	6	47.319	11	9	24.555	11	6	1:44.751	1:44.751	11
11	17	Max Blee	33.733	11	10	47.815	11	11	25.293	9	11	1:46.841	1:46.900	11
12	50	Paul Bason	34.631	11	12	47.651	10	10	24.593	10	7	1:46.875	1:47.073	10
13	8	Klaus Bergs	34.626	10	11	52.757	10	12	26.196	10	12	1:53.579	1:53.579	10
14	37	Lincoln Small	36.507	10	13	55.044	9	15	27.529	9	14	1:59.080	1:59.422	9
15	32	Steve Seaman	38.068	8	14	53.339	9	13	27.209	9	13	1:58.616	1:59.014	9
16	53	Mark Goldsmith	38.243	8	15	55.432	9	16	27.945	7	15	2:01.620	2:02.352	9
17	117	Michael Bletsoe-Brown	38.586	2	16	53.902	2	14	28.364	1	16	2:00.852		

Session Start: 14:13:29 - Finish: 14:34:13

Weather/Track Conditions: Bright/Drying

Circuit: Brands Hatch Grand Prix Circuit

Track Length: 3.916 Km - 2.4330 miles



'Legends of Brands Hatch' Historic Race Meeting - 1 - 3 Jul 2016

HSCC Historic Formula 2 FIA International Series

Race 7 - Best Sector Speeds

	NO	SECTOR 1	MPH	NO	SECTOR 2	MPH	NO	SECTOR 3	MPH
1	19	Richard Evans	107.0		NO SPEED TRAP		13	Dean Forward	134.1
2	22	Mark Dwyer	105.5				19	Richard Evans	133.3
3	36	Jeremy Wheatley	102.2				22	Mark Dwyer	133.3
4	1	Robert Simac	100.5				85	Christopher Lillingston-Price	131.0
5	13	Dean Forward	100.2				1	Robert Simac	130.0
6	5	Mike Barnby	99.6				39	Martin Bullock	129.0
7	17	Max Blees	96.3				5	Mike Barnby	128.2
8	85	Christopher Lillingston-Price	95.4				9	Frazer Gibney	127.3
9	9	Frazer Gibney	95.2				36	Jeremy Wheatley	126.8
10	8	Klaus Bergs	94.4				50	Paul Bason	126.8
11	39	Martin Bullock	94.0				37	Lincoln Small	121.3
12	50	Paul Bason	93.9				17	Max Blees	119.8
13	37	Lincoln Small	86.0				8	Klaus Bergs	118.1
14	32	Steve Seaman	82.1				117	Michael Bletsoe-Brown	116.7
15	53	Mark Goldsmith	81.9				32	Steve Seaman	114.9
16	117	Michael Bletsoe-Brown	81.1				53	Mark Goldsmith	103.7
17	18	Richard Meins	0.0				18	Richard Meins	0.0

Session Start: 14:13:29 - Finish: 14:34:13

Weather/Track Conditions: Bright/Drying

Circuit: Brands Hatch Grand Prix Circuit

Track Length: 3.916 Km - 2.4330 miles



'Legends of Brands Hatch' Historic Race Meeting - 1 - 3 Jul 2016

HSCC Historic Formula 2 FIA International Series

Race 7 - Lap Chart

Lap 1			Lap 2			Lap 3			Lap 4			Lap 5			Lap 6		
NO	Behind	Laptime	NO	Behind	Laptime	NO	Behind	Laptime	NO	Behind	Laptime	NO	Behind	Laptime	NO	Behind	Laptime
22		1:52.037	22		1:48.070	22		1:49.084	22		2:39.193	22		2:28.608	22		1:44.802
19	8.404	2:00.441	19	12.794	1:52.460	19	17.002	1:53.292	19	1.779	2:23.970	19	2.105	2:28.934	19	2.841	1:45.538
9	10.273	2:02.310	9	14.121	1:51.918	9	18.102	1:53.065	9	2.700	2:23.791	9	4.845	2:30.753	9	5.760	1:45.717
18	11.397	2:03.434	18	19.369	1:56.042	18	26.929	1:56.644	18	3.191	2:15.455	18	5.458	2:30.875	18	9.419	1:48.763
13	11.399	2:03.436	1	20.351	1:55.823	1	28.674	1:57.407	1	4.541	2:15.060	1	6.376	2:30.443	13	11.271	1:49.562
36	12.193	2:04.230	13	21.318	1:57.989	13	29.758	1:57.524	13	5.412	2:14.847	13	6.511	2:29.707	36	13.366	1:49.815
1	12.598	2:04.635	36	23.021	1:58.898	36	32.051	1:58.114	36	7.027	2:14.169	36	8.353	2:29.934	1	17.261	1:55.687
39	13.677	2:05.714	5	23.458	1:56.970	85	38.673	2:01.321	85	8.274	2:08.794	85	8.600	2:28.934	85	18.763	1:54.965
5	14.558	2:06.595	85	26.436	1:58.443	5	41.608	2:07.234	5	10.837	2:08.422	5	9.855	2:27.626	5	20.554	1:55.501
85	16.063	2:08.100	17	33.538	2:01.685	17	47.114	2:02.660	17	11.851	2:03.930	17	10.367	2:27.124	17	21.637	1:56.072
117	18.867	2:10.904	50	46.728	2:13.547	50	1:01.743	2:04.099	50	23.778	2:01.228	50	10.714	2:15.544	50	22.138	1:56.226
17	19.923	2:11.960	39	48.153	2:22.546	39	1:02.549	2:03.480	39	25.763	2:02.407	39	11.545	2:14.390	39	22.639	1:55.896
50	21.251	2:13.288	8	49.384	2:11.474	8	1:10.773	2:10.473	8	41.345	2:09.765	8	17.833	2:05.096	8	36.102	2:03.071
8	25.980	2:18.017	53	1:11.113	2:16.372	53	1:41.265	2:19.236	53	1:17.973	2:15.901	53	59.042	2:09.677	53	1:19.208	2:04.968
37	41.629	2:33.666	37	1:12.967	2:19.408	37	1:42.152	2:18.269	37	1:18.933	2:15.974	37	59.513	2:09.188	37	1:19.752	2:05.041
53	42.811	2:34.848	32	1:22.407	2:12.843	32	1:51.695	2:18.372	32	1:26.335	2:13.833	32	1:06.570	2:08.843	32	1:26.461	2:04.693
32	57.634	2:49.671															

Session Start: 14:13:29 - Finish: 14:34:13
Weather/Track Conditions: Bright/Drying
Circuit: Brands Hatch Grand Prix Circuit
Track Length: 3.916 Km - 2.4330 miles

'Legends of Brands Hatch' Historic Race Meeting - 1 - 3 Jul 2016

HSCC Historic Formula 2 FIA International Series

Race 7 - Lap Chart

Lap 7			Lap 8			Lap 9			Lap 10			Lap 11		
NO	Behind	Laptime	NO	Behind	Laptime	NO	Behind	Laptime	NO	Behind	Laptime	NO	Behind	Laptime
22		1:42.283	22		1:42.501	22		1:40.890	22		1:37.955	22		1:39.447
19	2.916	1:42.358	19	0.558	1:40.143	19	0.446	1:40.778	19	0.592	1:38.101	19	0.119	1:38.974
9	8.349	1:44.872	32	1 LAP	2:02.270	9	15.657	1:46.485	9	19.481	1:41.779	8	1 LAP	1:53.579
36	20.152	1:49.069	9	10.062	1:44.214	37	1 LAP	2:01.329	36	35.724	1:45.898	9	20.461	1:40.427
1	27.413	1:52.435	36	24.107	1:46.456	53	1 LAP	2:03.002	37	1 LAP	1:59.422	36	40.101	1:43.824
85	28.937	1:52.457	1	33.184	1:48.272	32	1 LAP	2:01.277	53	1 LAP	2:02.352	13	48.293	1:41.215
5	30.819	1:52.548	85	36.285	1:49.849	36	27.781	1:44.564	1	45.335	1:45.257	1	51.381	1:45.493
17	32.367	1:53.013	5	37.072	1:48.754	1	38.033	1:45.739	32	1 LAP	1:59.014	5	57.378	1:46.836
13	32.468	2:03.480	13	37.899	1:47.932	5	41.948	1:45.766	13	46.525	1:40.735	85	58.713	1:46.703
39	32.758	1:52.402	39	40.786	1:50.529	85	43.550	1:48.155	5	49.989	1:45.996	18	59.386	1:44.221
50	33.277	1:53.422	17	40.929	1:51.063	13	43.745	1:46.736	85	51.457	1:45.862	39	1:00.630	1:44.751
18	40.611	2:13.475	50	41.849	1:51.073	39	46.212	1:46.316	18	54.612	1:42.310	37	1 LAP	2:02.174
8	57.470	2:03.651	18	47.359	1:49.249	17	48.010	1:47.971	39	55.326	1:47.069	17	1:05.209	1:46.900
53	1:39.468	2:02.543	8	1:14.700	1:59.731	50	48.964	1:48.005	17	57.756	1:47.701	32	1 LAP	2:01.533
37	1:40.662	2:03.193				18	50.257	1:43.788	50	58.082	1:47.073	50	1:07.570	1:48.935
						8	1:30.999	1:57.189				53	1 LAP	2:03.991

Session Start: 14:13:29 - Finish: 14:34:13
Weather/Track Conditions: Bright/Drying
Circuit: Brands Hatch Grand Prix Circuit
Track Length: 3.916 Km - 2.4330 miles

'Legends of Brands Hatch' Historic Race Meeting - 1 - 3 Jul 2016

Guards Trophy supported by Dunlop Tyres

Race 13 - Starting Grid - Amended

Sheet No:

Start Time : 17:45 - Heat Duration : 40 Minutes

15	29	58	Wyndham-Hill	30	103	Georg Nolte
14	27	37	Steve Naish	28	14	John Spiers
13	25	154	Aylett-Farrall	26	73	Michael Lillywhite
12	23	64	Martin Richardson	24	105	Ian Kilpatrick
11	21	50	Brooks K-Brooks V	22	186	Ben Adams
10	19	19	Nick Pancisi	20	10	Stuart Tizzard
9	17	8	Paul Tooms	18	52	Daws N-Daws G
8	15	41	Brian Casey	16	21	Russell A-Russell J
7	13	65	Thompson-Hales	14	60	Thomas Seckel
6	11	11	Andrew Shepherd	12	26	John Davison
5	9	6	Thompson-McClurg	10	16	Phillip Nelson
4	7	75	Voyazides-Hadfield	8	1	Gardiner-Cox
3	5	18	Bartell-Grant	6	25	Hibberd A-Hibberd M
2	3	32	Charles Allison	4	9	Richard Piper
1	1	49	Schryver-Mitchell	2	34	James Schryver

ROW Pole Right

Cars 58 & 103 allowed to start from back of grid.

Circuit: Brands Hatch Grand Prix Circuit
Track Length: 3.916 Km - 2.4330 miles

These results are provisional until the conclusion of any judicial and technical matters.

Clerk of the Course:

Julian Floyd

Timekeeper:

Nick Palmer

Issued at:

'Legends of Brands Hatch' Historic Race Meeting - 1 - 3 Jul 2016

HSCC/FJHRA Historic Formula Junior Rear Engine 1960-1961

Race 8 - Classification

Sheet No:

POS	NO	DRIVER/S	CLASS	CLASS POS	CAR MAKE / MODEL	TIME	LAPS	GAP	DIFF	MPH	BEST	ON
1	55	Chris Drake	D2	1	Elva 300	21:08.070	12	-- 12 laps		82.88	1:43.838	6
2	49	Ivo Goeckmann	D2	2	Jolus FJ	21:25.347	12	17.277	17.277	81.77	1:44.287	10
3	71	James Hicks	D2	3	Caravelle Mk3	21:29.235	12	21.165	3.888	81.52	1:44.784	10
4	48	Stuart Roach	D2	4	Condor SIII	21:29.634	12	21.564	0.399	81.50	1:45.010	10
5	85	John Chisholm	D2	5	Gemini Mk3A	21:31.522	12	23.452	1.888	81.37	1:46.090	8
6	63	Laine Martin	D2	6	Lotus 20	21:46.390	12	38.320	14.868	80.45	1:46.362	11
7	66	Alex Morton	D2	7	Ausper T3	22:00.883	12	52.813	14.493	79.57	1:48.266	11
8	34	Nick Finburgh	C2	1	Envoy Mk1	22:03.398	12	55.328	2.515	79.42	1:48.271	9
9	37	Andrew Taylor	C2	2	Cooper T56	22:04.072	12	56.002	0.674	79.38	1:48.498	9
10	14	Crispian Besley	C2	3	Cooper T56	22:20.588	12	1:12.518	16.516	78.40	1:49.699	3
11	43	Ian Simmonds	C2	4	Envoy Mk1	22:39.847	12	1:31.777	19.259	77.29	1:50.583	4
12	90	Andrew Hayden	D2	8	Envoy Mk2	22:51.543	12	1:43.473	11.696	76.63	1:50.593	12
13	88	Kim Shearn	C2	5	Lotus 18	22:52.166	12	1:44.096	0.623	76.60	1:50.498	12
14	46	Chris Alford	C2	6	Elva 200	22:59.242	12	1:51.172	7.076	76.20	1:52.104	2
15	38	Gil Duffy	C2	7	Kieft FJ	22:59.813	12	1:51.743	0.571	76.17	1:52.413	11
16	35	Andy Harrison	C2	8	Envoy Mk1	21:18.874	11	-- 11 laps	14.375	75.34	1:53.665	6
17	30	Trevor Griffiths	C2	9	Emeryson FJ	21:19.800	11	0.926	0.926	75.28	1:53.609	2
18	40	Chris Wilks	C2	10	Deep Sanderson 104	21:34.065	11	15.191	14.265	74.45	1:54.386	7
19	42	Jeremy Deeley	C2	11	Cooper T52	21:43.232	11	24.358	9.167	73.92	1:53.780	11
20	39	Simon Durling	C1	1	Lotus 18	22:14.986	11	56.112	31.754	72.17	1:58.302	11
21	94	Gregan Thruston	D1	1	Lotus 20	22:15.483	11	56.609	0.497	72.14	1:56.259	11
22	138	Pierre Guichard	C2	12	Faccioli FJ	22:21.577	11	1:02.703	6.094	71.81	1:57.245	10
23	149	Mike Gregory	C2	13	De Tomaso ISIS	22:24.148	11	1:05.274	2.571	71.68	1:59.183	11
24	89	Mike Peck	D2	9	Tojeiro FJ	22:34.589	11	1:15.715	10.441	71.12	2:00.536	8
25	147	Lorraine Gathercole	C1	2	Lotus 18	22:51.035	11	1:32.161	16.446	70.27	2:01.813	9
26	47	Richard Utley	C1	3	Caravelle Mk1	22:04.154	10	-- 10 laps	1:15.120	66.14	2:07.414	6
27	97	Hans Ciers	D2	10	Lotus 20	22:14.067	9	-- 9 laps --	2:20.266	59.09	2:19.954	7

----- NOT CLASSIFIED -----

DNF 59	Peter De La Roche	D1		BMC Mk2	18:48.554	10	-- 10 laps			77.61	1:49.457	4
DNF 140	Michael Ashley-Brown	C2		Britannia FJ	17:45.711	8	-- 8 laps --	2:48.656		65.75	2:08.809	6
DNF 41	Peter Knoefel	C2		Emeryson FJ	9:41.499	5	-- 5 laps --			75.31	1:53.592	2
DNF 77	Vernon Williamson	D1		Lynx T3	4:20.045	2	-- 2 laps --	21.134		67.36	2:01.642	2
DNF 73	Noel Woodford	D2		Gemini Mk3A								

----- FASTEST LAP SUMMARY -----

NO	DRIVER/S	CLASS	CAR MAKE / MODEL	FASTEST LAP	ON	MPH
55	Chris Drake	D2	Elva 300	1:43.838	6	84.35
34	Nick Finburgh	C2	Envoy Mk1	1:48.271	9	80.90
59	Peter De La Roche	D1	BMC Mk2	1:49.457	4	80.02
39	Simon Durling	C1	Lotus 18	1:58.302	11	74.04

Car 34 requires a working transponder - Regulation Q.12.2.1 refers.

Session Start: 14:48:50 - Finish: 15:09:57

Weather/Track Conditions: Sun/Dry

Circuit: Brands Hatch Grand Prix Circuit

Track Length: 3.916 Km - 2.4330 miles

These results are provisional until the conclusion of any judicial and technical matters.

Clerk of the Course: <p style="text-align: right;">Julian Floyd</p>	Timekeeper: <p style="text-align: right;">Nick Palmer</p>	Issued at:
--	--	------------

'Legends of Brands Hatch' Historic Race Meeting - 1 - 3 Jul 2016

HSCC/FJHRA Historic Formula Junior Rear Engine 1960-1961

Race 8 - Sector Analysis

14 Crispian Besley (C2)									Cooper T56								
lap	Sect-1	Speed	Sect-2	Speed	Sect-3	Speed	TopSpeed	laptime pit	lap	Sect-1	Speed	Sect-2	Speed	Sect-3	Speed	Topspeed	laptime pit
1		84.7	51.431		26.365	109.8		2:01.991	7	34.456	87.3	49.812		25.780	109.3		1:50.048
2	34.785	87.1	49.537		25.965	109.7		1:50.287	8	34.454	86.5	52.942		26.238	109.3		1:53.634
3	34.466	87.7	49.540		25.693	110.6		1:49.699	9	35.137	86.9	49.837		25.891	109.3		1:50.865
4	34.073	87.3	49.795		26.162	108.1		1:50.030	10	34.542	88.1	49.295		26.106	109.1		1:49.943
5	34.127	88.2	49.785		25.803	109.7		1:49.715	11	34.539	88.9	50.340		25.799	110.2		1:50.678
6	34.261	88.5	49.975		27.190	106.2		1:51.426	12	34.200	87.2	50.968		27.104	107.6		1:52.272

30 Trevor Griffiths (C2)									Emeryson FJ								
lap	Sect-1	Speed	Sect-2	Speed	Sect-3	Speed	TopSpeed	laptime pit	lap	Sect-1	Speed	Sect-2	Speed	Sect-3	Speed	Topspeed	laptime pit
1		79.4	53.339		27.337	104.7		2:08.073	7	35.533	82.5	50.896		27.464	104.1		1:53.893
2	35.754	83.6	50.814		27.041	105.4		1:53.609	8	35.615	81.6	51.279		27.141	105.0		1:54.035
3	36.104	81.4	51.670		27.117	105.4		1:54.891	9	37.613	82.1	53.120		27.659	104.5		1:58.392
4	36.069	80.6	53.128		27.383	105.5		1:56.580	10	35.404	82.6	51.236		27.469	105.0		1:54.109
5	35.623	81.5	53.037		27.590	105.2		1:56.250	11	35.731	82.2	51.182		27.579	104.5		1:54.492
6	36.403	83.6	51.777		27.296	104.7		1:55.476	12								

34 Nick Finburgh (C2)									Envoy Mk1								
lap	Sect-1	Speed	Sect-2	Speed	Sect-3	Speed	TopSpeed	laptime pit	lap	Sect-1	Speed	Sect-2	Speed	Sect-3	Speed	Topspeed	laptime pit
1								1:56.839	7								1:49.673
2								1:50.319	8								1:50.093
3								1:50.477	9								1:48.271
4								1:49.605	10								1:49.484
5								1:49.162	11								1:49.448
6								1:50.335	12								1:49.692

35 Andy Harrison (C2)									Envoy Mk1								
lap	Sect-1	Speed	Sect-2	Speed	Sect-3	Speed	TopSpeed	laptime pit	lap	Sect-1	Speed	Sect-2	Speed	Sect-3	Speed	Topspeed	laptime pit
1		80.1	53.111		27.729	108.1		2:09.359	7	35.250	85.0	51.336		27.115	107.9		1:53.701
2	36.149	83.9	52.280		27.326	106.0		1:55.755	8	35.532	85.0	51.588		27.234	106.0		1:54.354
3	36.144	82.4	52.475		27.728	103.7		1:56.347	9	36.111	87.3	51.903		27.403	107.4		1:55.417
4	36.050	81.2	53.814		27.047	108.1		1:56.911	10	35.364	81.2	51.551		27.234	107.7		1:54.149
5	35.965	85.2	51.906		27.093	107.6		1:54.964	11	35.897	81.8	51.298		27.057	106.7		1:54.252
6	35.571	82.0	51.183		26.911	107.9		1:53.665	12								

37 Andrew Taylor (C2)									Cooper T56								
lap	Sect-1	Speed	Sect-2	Speed	Sect-3	Speed	TopSpeed	laptime pit	lap	Sect-1	Speed	Sect-2	Speed	Sect-3	Speed	Topspeed	laptime pit
1		85.9	50.918		26.133	110.7		2:00.141	7	35.397	84.6	49.082		25.954	111.7		1:50.433
2	34.155	88.0	49.457		25.920	110.0		1:49.532	8	34.294	86.0	49.481		25.819	112.8		1:49.594
3	34.152	86.3	49.295		25.715	110.0		1:49.162	9	34.440	85.7	48.403		25.655	112.2		1:48.498
4	34.053	88.9	49.042		25.671	111.8		1:48.766	10	34.412	86.0	48.961		26.239	110.9		1:49.612
5	34.329	87.1	49.404		25.661	112.4		1:49.394	11	34.471	84.6	48.784		27.404	110.4		1:50.659
6	33.919	88.9	49.627		26.062	111.3		1:49.608	12	33.851	88.0	48.788		26.034	111.5		1:48.673

38 Gil Duffy (C2)									Kieft FJ								
lap	Sect-1	Speed	Sect-2	Speed	Sect-3	Speed	TopSpeed	laptime pit	lap	Sect-1	Speed	Sect-2	Speed	Sect-3	Speed	Topspeed	laptime pit
1		84.6	51.568		26.911	111.3		2:04.539	7	36.627	81.5	52.082		26.875	112.0		1:55.584
2	35.694	85.6	50.965		26.722	110.7		1:53.381	8	35.906	86.5	52.018		26.794	106.0		1:54.718
3	35.693	83.6	51.195		27.138	108.9		1:54.026	9	36.842	81.8	51.059		26.927	112.6		1:54.828
4	35.778	80.3	51.674		27.003	109.8		1:54.455	10	35.838	84.2	50.776		26.315	112.0		1:52.929
5	36.091	80.9	51.529		26.695	109.3		1:54.315	11	35.321	84.0	50.055		27.037	110.4		1:52.413
6	35.386	82.4	51.348		26.577	110.6		1:53.311	12	35.659	81.3	52.619		27.036	105.2		1:55.314

39 Simon Durling (C1)									Lotus 18								
lap	Sect-1	Speed	Sect-2	Speed	Sect-3	Speed	TopSpeed	laptime pit	lap	Sect-1	Speed	Sect-2	Speed	Sect-3	Speed	Topspeed	laptime pit
1		79.5	57.573		29.274	100.9		2:18.117	7	37.806	85.0	53.433		28.145	104.1		1:59.384
2	37.513	80.2	54.693		28.458	104.4		2:00.664	8	36.862	85.2	53.647		28.215	104.9		1:58.724
3	37.348	81.8	54.694		28.770	102.6		2:00.812	9	36.824	79.7	54.575		28.242	105.0		1:59.641
4	37.119	85.6	53.158		30.027	101.2		2:00.304	10	37.383	82.3	52.887		29.497	104.7		1:59.767
5	37.395	84.9	52.801		28.510	103.9		1:58.706	11	36.944	83.9	52.038		29.320	100.9		1:58.302
6	37.646	81.9	54.233		28.686	103.1		2:00.565	12								

Session Start: 14:48:50 - Finish: 15:09:57
Weather/Track Conditions: Sun/Dry
Circuit: Brands Hatch Grand Prix Circuit
Track Length: 3.916 Km - 2.4330 miles

'Legends of Brands Hatch' Historic Race Meeting - 1 - 3 Jul 2016

HSCC/FJHRA Historic Formula Junior Rear Engine 1960-1961

Race 8 - Sector Analysis

40 Chris Wilks (C2)									Deep Sanderson 104								
lap	Sect-1	Speed	Sect-2	Speed	Sect-3	Speed	TopSpeed	laptime pit	lap	Sect-1	Speed	Sect-2	Speed	Sect-3	Speed	Topspeed	laptime pit
1		84.8	52.312		27.712	105.2		2:07.657	7	35.341	85.1	51.466		27.579	104.9		1:54.386
2	37.178	80.4	52.513		28.452	103.4		1:58.143	8	37.378	80.1	52.481		27.703	101.9		1:57.562
3	36.756	80.8	52.161		27.249	107.0		1:56.166	9	36.661	81.4	53.483		27.891	105.4		1:58.035
4	36.107	81.0	52.395		27.859	104.7		1:56.361	10	36.562	83.4	52.500		27.855	102.3		1:56.917
5	36.017	81.3	52.859		27.297	106.4		1:56.173	11	36.817	78.8	53.936		27.213	105.9		1:57.966
6	35.705	83.4	51.383		27.611	103.4		1:54.699	12								

41 Peter Knoefel (C2)									Emeryson FJ								
lap	Sect-1	Speed	Sect-2	Speed	Sect-3	Speed	TopSpeed	laptime pit	lap	Sect-1	Speed	Sect-2	Speed	Sect-3	Speed	Topspeed	laptime pit
1		84.7	52.141		26.747	108.9		2:05.319	4	35.898	82.6	51.735		26.563	109.7		1:54.196
2	35.655	85.7	51.521		26.416	109.3		1:53.592	5	35.809	81.1	51.937		26.788	108.6		1:54.534
3	35.847	81.8	51.111		26.900	108.4		1:53.858	6								

42 Jeremy Deeley (C2)									Cooper T52								
lap	Sect-1	Speed	Sect-2	Speed	Sect-3	Speed	TopSpeed	laptime pit	lap	Sect-1	Speed	Sect-2	Speed	Sect-3	Speed	Topspeed	laptime pit
1		64.6	59.271		29.190	100.3		2:27.157	7	35.797	85.4	51.072		27.321	104.7		1:54.190
2	35.965	79.7	53.005		27.219	106.5		1:56.189	8	35.996	74.8	54.058		27.390	104.1		1:57.444
3	36.466	80.9	53.584		27.301	103.1		1:57.351	9	35.629	84.9	50.763		27.539	104.5		1:53.931
4	36.991	75.7	52.458		28.236	103.7		1:57.685	10	37.011	78.0	51.406		27.376	103.0		1:55.793
5	36.218	85.8	50.888		27.337	105.2		1:54.443	11	35.670	84.5	50.702		27.408	102.2		1:53.780
6	36.408	85.6	51.543		27.318	104.2		1:55.269	12								

43 Ian Simmonds (C2)									Envoy Mk1								
lap	Sect-1	Speed	Sect-2	Speed	Sect-3	Speed	TopSpeed	laptime pit	lap	Sect-1	Speed	Sect-2	Speed	Sect-3	Speed	Topspeed	laptime pit
1		87.0	51.211		26.723	114.1		2:02.833	7	35.175	87.6	51.083		27.153	111.5		1:53.411
2	35.097	86.0	49.740		26.447	112.4		1:51.284	8	35.509	87.8	50.327		27.163	110.6		1:52.999
3	34.891	88.9	50.583		26.928	110.9		1:52.402	9	35.583	87.7	50.287		26.985	111.7		1:52.855
4	34.556	88.0	49.501		26.526	112.4		1:50.583	10	35.451	86.0	50.377		26.778	112.6		1:52.606
5	35.484	87.8	50.368		26.627	112.4		1:52.479	11	35.092	81.1	51.162		27.470	111.7		1:53.724
6	34.953	88.7	50.457		26.712	112.2		1:52.122	12	35.300	88.5	50.418		26.831	108.9		1:52.549

46 Chris Alford (C2)									Elva 200								
lap	Sect-1	Speed	Sect-2	Speed	Sect-3	Speed	TopSpeed	laptime pit	lap	Sect-1	Speed	Sect-2	Speed	Sect-3	Speed	Topspeed	laptime pit
1		85.1	51.533		26.742	109.5		2:03.957	7	36.333	82.4	51.818		27.370	107.0		1:55.521
2	35.024	86.5	50.381		26.699	108.6		1:52.104	8	35.791	86.5	52.028		27.038	107.0		1:54.857
3	36.266	84.4	51.058		26.508	109.3		1:53.832	9	35.838	86.0	50.804		26.682	109.3		1:53.324
4	35.654	84.3	51.497		27.065	109.1		1:54.216	10	35.378	82.7	52.198		26.770	110.0		1:54.346
5	36.428	83.0	51.951		27.005	109.1		1:55.384	11	35.885	82.7	51.032		26.931	108.4		1:53.848
6	36.301	85.4	51.135		26.898	109.3		1:54.334	12	35.291	84.4	51.310		26.918	107.2		1:53.519

47 Richard Utley (C1)									Caravelle Mk1								
lap	Sect-1	Speed	Sect-2	Speed	Sect-3	Speed	TopSpeed	laptime pit	lap	Sect-1	Speed	Sect-2	Speed	Sect-3	Speed	Topspeed	laptime pit
1		70.7	1:00.232		30.358	91.9		2:27.019	6	39.501	76.7	58.002		29.911	95.1		2:07.414
2	39.850	71.6	59.776		30.546	92.9		2:10.172	7	39.082	73.9	1:00.049		30.149	95.9		2:09.280
3	41.074	71.5	1:00.400		31.387	89.1		2:12.861	8	41.923	75.1	1:00.769		29.991	96.5		2:12.683
4	41.618	71.3	59.881		30.276	94.3		2:11.775	9	39.172	76.2	59.695		31.213	83.4		2:10.080
5	40.271	76.3	1:00.996		31.250	88.5		2:12.517	10	40.849	75.7	58.860		30.644	95.9		2:10.353

48 Stuart Roach (D2)									Condor SIII								
lap	Sect-1	Speed	Sect-2	Speed	Sect-3	Speed	TopSpeed	laptime pit	lap	Sect-1	Speed	Sect-2	Speed	Sect-3	Speed	Topspeed	laptime pit
1		86.2	49.059		25.706	110.7		1:58.005	7	33.447	89.2	46.615		25.974	108.9		1:46.036
2	34.054	85.1	48.484		25.991	108.4		1:48.529	8	33.067	89.5	47.683		25.928	110.0		1:46.678
3	33.867	84.6	47.614		25.398	109.5		1:46.879	9	33.944	85.6	47.170		25.387	110.6		1:46.501
4	33.566	86.4	47.371		25.447	109.7		1:46.384	10	33.020	88.8	46.627		25.363	109.3		1:45.010
5	33.028	85.9	46.915		25.400	111.1		1:45.343	11	33.155	87.4	47.359		26.291	110.6		1:46.805
6	33.430	88.5	48.084		25.833	110.9		1:47.347	12	33.126	88.9	47.491		25.500	111.1		1:46.117

Session Start: 14:48:50 - Finish: 15:09:57

Weather/Track Conditions: Sun/Dry

Circuit: Brands Hatch Grand Prix Circuit

Track Length: 3.916 Km - 2.4330 miles

'Legends of Brands Hatch' Historic Race Meeting - 1 - 3 Jul 2016

HSCC/FJHRA Historic Formula Junior Rear Engine 1960-1961

Race 8 - Sector Analysis

49 Ivo Goeckmann (D2)									Julus FJ										
lap	Sect-1	Speed	Sect-2	Speed	Sect-3	Speed	TopSpeed	laptime	pit	lap	Sect-1	Speed	Sect-2	Speed	Sect-3	Speed	Topspeed	laptime	pit
1		86.2	49.097		25.377	113.3		1:55.182		7					25.345	114.5		1:45.655	
2	33.350	92.4	48.684		25.290	113.3		1:47.324		8	33.520	92.2	47.302		24.971	113.7		1:45.793	
3	33.155	91.5	48.217		25.198	114.3		1:46.570		9	33.768	93.1	47.924		25.315	115.5		1:47.007	
4	33.337	90.1	49.713		25.272	113.7		1:48.322		10	32.850	92.9	46.487		24.950	113.3		1:44.287	
5	33.073	92.4	48.275		25.780	113.2		1:47.128		11	33.120	92.5	47.215		25.358	113.3		1:45.693	
6	33.242	91.1	48.663		25.567	113.9		1:47.472		12	33.127	91.4	46.811		24.976	110.9		1:44.914	

55 Chris Drake (D2)									Elva 300										
lap	Sect-1	Speed	Sect-2	Speed	Sect-3	Speed	TopSpeed	laptime	pit	lap	Sect-1	Speed	Sect-2	Speed	Sect-3	Speed	Topspeed	laptime	pit
1		89.8	47.595		24.809	114.5		1:51.399		7	33.018	89.2	48.489		24.842	115.5		1:46.349	
2	33.053	91.0	47.140		24.740	114.1		1:44.933		8	33.691	91.5	46.703		24.867	114.9		1:45.261	
3	32.569	91.5	46.879		24.702	115.7		1:44.150		9	33.013	87.6	46.691		24.633	115.1		1:44.337	
4	32.989	91.5	46.811		24.600	115.7		1:44.400		10	33.180	91.5	48.083		24.633	115.7		1:45.896	
5	32.837	89.9	48.656		24.928	114.1		1:46.421		11	33.545	88.7	47.744		24.941	115.5		1:46.230	
6	32.670	92.0	46.578		24.590	116.1		1:43.838		12	33.025	88.6	47.028		24.803	111.8		1:44.856	

59 Peter De La Roche (D1)									BMC Mk2										
lap	Sect-1	Speed	Sect-2	Speed	Sect-3	Speed	TopSpeed	laptime	pit	lap	Sect-1	Speed	Sect-2	Speed	Sect-3	Speed	Topspeed	laptime	pit
1		83.5	52.186		27.346	104.1		2:02.655		6	34.351	83.9	49.892		26.800	102.3		1:51.043	
2	34.556	85.0	50.001		26.216	103.4		1:50.773		7	34.621	84.7	50.232		26.176	103.3		1:51.029	
3	34.181	81.8	49.629		26.199	103.4		1:50.009		8	33.941	84.8	51.543		26.976	100.9		1:52.460	
4	33.919	83.1	49.190		26.348	104.7		1:49.457		9	35.520	79.7	52.359		28.630	95.0		1:56.509	
5	34.370	82.2	49.193		26.066	104.5		1:49.629		10	35.271	78.2	52.486		27.233	96.9		1:54.990	

63 Laine Martin (D2)									Lotus 20										
lap	Sect-1	Speed	Sect-2	Speed	Sect-3	Speed	TopSpeed	laptime	pit	lap	Sect-1	Speed	Sect-2	Speed	Sect-3	Speed	Topspeed	laptime	pit
1		88.0	49.471		25.795	112.8		1:57.577		7	33.961	90.1	48.236		25.391	112.2		1:47.588	
2	34.283	88.6	50.201		25.650	106.0		1:50.134		8	33.429	90.1	48.175		25.770	111.7		1:47.374	
3	34.378	88.8	48.565		25.430	113.2		1:48.373		9	33.460	101.4	48.325		25.888	112.2		1:47.673	
4	34.207	80.9	49.480		26.108	113.0		1:49.795		10	34.465	90.4	47.628		25.243	112.4		1:47.336	
5	34.119	86.5	48.393		25.499	113.0		1:48.011		11	33.431	90.9	47.579		25.352	113.2		1:46.362	
6	33.864	87.3	49.250		25.416	113.0		1:48.530		12	34.480	88.9	47.648		25.509	112.4		1:47.637	

66 Alex Morton (D2)									Ausper T3										
lap	Sect-1	Speed	Sect-2	Speed	Sect-3	Speed	TopSpeed	laptime	pit	lap	Sect-1	Speed	Sect-2	Speed	Sect-3	Speed	Topspeed	laptime	pit
1		84.8	51.244		26.353	114.1		2:01.468		7	35.465	85.8	48.389		25.581	114.7		1:49.435	
2	34.704	88.8	49.382		26.144	114.1		1:50.230		8	34.401	86.7	48.712		25.926	113.7		1:49.039	
3	34.455	87.7	48.472		26.044	114.3		1:48.971		9	34.117	87.0	48.509		25.664	114.1		1:48.290	
4	34.057	87.0	48.283		26.014	115.3		1:48.354		10	34.262	87.6	49.301		26.088	114.7		1:49.651	
5	34.020	88.2	48.853		25.681	116.7		1:48.554		11	34.468	88.2	48.199		25.599	114.3		1:48.266	
6	33.834	85.2	48.844		25.925	113.9		1:48.603		12	35.834	87.2	47.965		26.223	113.0		1:50.022	

71 James Hicks (D2)									Caravelle Mk3										
lap	Sect-1	Speed	Sect-2	Speed	Sect-3	Speed	TopSpeed	laptime	pit	lap	Sect-1	Speed	Sect-2	Speed	Sect-3	Speed	Topspeed	laptime	pit
1		85.1	48.904		25.786	113.3		1:54.468		7	33.074	91.2	47.259		25.425	115.5		1:45.758	
2	33.908	89.1	48.359		25.198	113.9		1:47.465		8	33.698	90.9	48.076		25.329	114.1		1:47.103	
3	33.437	90.9	47.797		25.276	115.1		1:46.510		9	33.489	91.9	47.315		25.677	114.7		1:46.481	
4	33.297	89.4	49.827		25.120	117.1		1:48.244		10	33.050	91.9	46.798		24.936	114.5		1:44.784	
5	33.482	89.9	48.159		25.658	114.5		1:47.299		11	33.188	90.7	48.180		25.870	114.3		1:47.238	
6	33.428	92.0	48.617		25.573	114.5		1:47.618		12	33.215	90.0	47.668		25.384	114.5		1:46.267	

73 Noel Woodford (D2)									Gemini Mk3A										
lap	Sect-1	Speed	Sect-2	Speed	Sect-3	Speed	TopSpeed	laptime	pit	lap	Sect-1	Speed	Sect-2	Speed	Sect-3	Speed	Topspeed	laptime	pit

77 Vernon Williamson (D1)									Lynx T3										
lap	Sect-1	Speed	Sect-2	Speed	Sect-3	Speed	TopSpeed	laptime	pit	lap	Sect-1	Speed	Sect-2	Speed	Sect-3	Speed	Topspeed	laptime	pit
1		76.5	57.310		29.091	103.1		2:18.403		2	37.535	77.8	55.536		28.571	104.5		2:01.642	

Session Start: 14:48:50 - Finish: 15:09:57

Weather/Track Conditions: Sun/Dry

Circuit: Brands Hatch Grand Prix Circuit

Track Length: 3.916 Km - 2.4330 miles

'Legends of Brands Hatch' Historic Race Meeting - 1 - 3 Jul 2016

HSCC/FJHRA Historic Formula Junior Rear Engine 1960-1961

Race 8 - Sector Analysis

85 John Chisholm (D2)									Gemini Mk3A								
lap	Sect-1	Speed	Sect-2	Speed	Sect-3	Speed	TopSpeed	laptime pit	lap	Sect-1	Speed	Sect-2	Speed	Sect-3	Speed	Topspeed	laptime pit
1		87.3	48.925		25.256	116.3		1:54.526	7	32.991	92.7	48.068		25.124	115.1		1:46.183
2	33.456	89.2	48.005		25.487	115.9		1:46.948	8	33.394	91.1	47.678		25.018	115.3		1:46.090
3	33.380	88.7	48.114		25.176	116.7		1:46.670	9	33.881	93.3	48.162		25.287	114.9		1:47.330
4	33.688	90.4	49.324		25.423	116.1		1:48.435	10	35.147	85.9	48.181		24.704	114.1		1:48.032
5	33.315	92.7	48.341		25.037	115.7		1:46.693	11	33.178	87.4	48.146		25.118	115.7		1:46.442
6	33.876	91.9	48.677		24.810	115.9		1:47.363	12	33.600	91.9	47.691		25.519	110.9		1:46.810

88 Kim Shearn (C2)									Lotus 18								
lap	Sect-1	Speed	Sect-2	Speed	Sect-3	Speed	TopSpeed	laptime pit	lap	Sect-1	Speed	Sect-2	Speed	Sect-3	Speed	Topspeed	laptime pit
1		78.1	53.939		27.191	106.9		2:10.146	7	34.954	87.7	49.909		26.331	110.6		1:51.194
2	36.691	83.5	52.137		26.996	106.7		1:55.824	8	34.744	89.5	51.960		26.747	107.6		1:53.451
3	36.914	79.8	51.194		27.277	110.4		1:55.385	9	35.625	84.5	50.651		26.947	111.1		1:53.223
4	35.854	85.1	50.863		26.349	110.4		1:53.066	10	34.681	87.8	51.199		26.156	110.4		1:52.036
5	35.159	88.0	51.694		26.683	110.6		1:53.536	11	34.436	88.9	50.340		26.120	109.5		1:50.896
6	35.364	86.5	51.007		26.540	110.9		1:52.911	12	34.360	88.4	49.849		26.289	108.8		1:50.498

89 Mike Peck (D2)									Tojeiro FJ								
lap	Sect-1	Speed	Sect-2	Speed	Sect-3	Speed	TopSpeed	laptime pit	lap	Sect-1	Speed	Sect-2	Speed	Sect-3	Speed	Topspeed	laptime pit
1		81.5	57.476		28.052	104.4		2:16.100	7	37.125	85.7	55.672		29.145	102.3		2:01.942
2	38.279	77.8	56.762		28.528	99.5		2:03.569	8	37.685	85.2	54.973		27.878	108.4		2:00.536
3	39.309	76.8	55.701		28.529	102.6		2:03.539	9	37.072	85.3	55.187		29.585	99.9		2:01.844
4	38.935	79.1	55.602		27.614	107.2		2:02.151	10	37.860	84.6	56.089		27.918	108.6		2:01.867
5	37.159	83.6	54.627		28.809	101.9		2:00.595	11	37.813	83.2	55.313		27.809	103.9		2:00.935
6	37.547	84.3	55.282		28.682	103.7		2:01.511	12								

90 Andrew Hayden (D2)									Envoy Mk2								
lap	Sect-1	Speed	Sect-2	Speed	Sect-3	Speed	TopSpeed	laptime pit	lap	Sect-1	Speed	Sect-2	Speed	Sect-3	Speed	Topspeed	laptime pit
1		81.1	55.197		27.009	114.9		2:10.423	7	35.161	77.6	51.501		26.845	114.5		1:53.507
2	35.885	84.9	52.037		27.242	108.4		1:55.164	8	36.467	83.7	52.572		26.510	114.9		1:55.549
3	35.566	89.3	51.002		26.632	113.5		1:53.200	9	35.757	86.4	50.701		26.625	114.3		1:53.083
4	35.084	89.4	50.903		26.435	113.5		1:52.422	10	34.742	90.6	50.836		26.607	113.7		1:52.185
5	35.046	89.5	50.586		26.407	114.9		1:52.039	11	34.653	87.8	49.936		26.200	113.7		1:50.789
6	35.383	88.5	50.721		26.485	114.5		1:52.589	12	34.589	88.6	49.687		26.317	108.8		1:50.593

94 Gregan Thruston (D1)									Lotus 20								
lap	Sect-1	Speed	Sect-2	Speed	Sect-3	Speed	TopSpeed	laptime pit	lap	Sect-1	Speed	Sect-2	Speed	Sect-3	Speed	Topspeed	laptime pit
1		79.0	57.046		29.318	100.5		2:19.987	7	38.071	81.5	54.176		27.904	99.0		2:00.151
2	39.830	79.9	54.688		28.420	98.6		2:02.938	8	37.936	81.4	55.075		29.448	97.9		2:02.459
3	38.222	80.3	54.491		28.090	102.2		2:00.803	9	37.232	82.7	53.566		27.387	99.9		1:58.185
4	37.515	81.5	53.922		28.465	99.3		1:59.902	10	37.336	81.1	52.208		27.539	100.5		1:57.083
5	37.424	82.6	53.253		27.626	100.2		1:58.303	11	36.553	80.1	51.963		27.743	99.5		1:56.259
6	37.032	80.4	53.967		28.414	99.5		1:59.413	12								

97 Hans Ciers (D2)									Lotus 20								
lap	Sect-1	Speed	Sect-2	Speed	Sect-3	Speed	TopSpeed	laptime pit	lap	Sect-1	Speed	Sect-2	Speed	Sect-3	Speed	Topspeed	laptime pit
1		61.5	1:04.425		31.964	92.4		2:36.965	6	46.940	60.1	1:08.779		32.217	86.4		2:27.936
2	43.900	64.9	1:11.026		32.496	82.9		2:27.422	7	43.047	69.7	1:02.047		34.860	86.0		2:19.954
3	43.266	66.7	1:11.100		35.888	76.0		2:30.254	8	44.790	69.7	1:06.156		34.606	78.7		2:25.552
4	45.173	58.7	1:13.357		32.727	89.8		2:31.257	9	45.513	64.9	1:05.875		33.209	78.5		2:24.597
5	46.505	65.5	1:10.408		33.217	72.1		2:30.130	10								

138 Pierre Guichard (C2)									Faccioli FJ								
lap	Sect-1	Speed	Sect-2	Speed	Sect-3	Speed	TopSpeed	laptime pit	lap	Sect-1	Speed	Sect-2	Speed	Sect-3	Speed	Topspeed	laptime pit
1		72.8	56.136		29.425	100.5		2:19.711	7	38.093	78.3	54.216		28.105	104.4		2:00.414
2	39.015	80.9	54.569		28.362	104.5		2:01.946	8	38.531	80.8	54.345		29.311	101.7		2:02.187
3	38.032	76.6	55.402		28.330	100.6		2:01.764	9	37.487	82.3	55.131		29.157	101.9		2:01.775
4	37.510	81.0	53.768		28.456	103.9		1:59.734	10	37.251	81.3	51.908		28.086	103.7		1:57.245
5	37.492	80.3	54.140		27.774	105.5		1:59.406	11	36.932	79.6	53.014		28.388	103.4		1:58.334
6	37.343	79.7	53.697		28.021	101.6		1:59.061	12								

Session Start: 14:48:50 - Finish: 15:09:57

Weather/Track Conditions: Sun/Dry

Circuit: Brands Hatch Grand Prix Circuit

Track Length: 3.916 Km - 2.4330 miles

'Legends of Brands Hatch' Historic Race Meeting - 1 - 3 Jul 2016

HSCC/FJHRA Historic Formula Junior Rear Engine 1960-1961

Race 8 - Sector Analysis

140 Michael Ashley-Brown (C2)									Britannia FJ								
lap	Sect-1	Speed	Sect-2	Speed	Sect-3	Speed	TopSpeed	laptime pit	lap	Sect-1	Speed	Sect-2	Speed	Sect-3	Speed	Topspeed	laptime pit
1		64.2	59.757		31.669	95.9		2:29.361	5	40.523	72.3	59.511		31.081	93.4		2:11.115
2	40.691	69.9	58.604		30.303	99.2		2:09.598	6	39.742	72.0	59.117		29.950	99.2		2:08.809
3	40.630	71.0	59.575		31.828	91.7		2:12.033	7	39.216	70.2	59.856		30.452	96.2		2:09.524
4	41.340	66.5	59.780		30.406	98.7		2:11.526	8	43.476	70.7	59.131		31.138	89.3		2:13.745

147 Lorraine Gathercole (C1)									Lotus 18								
lap	Sect-1	Speed	Sect-2	Speed	Sect-3	Speed	TopSpeed	laptime pit	lap	Sect-1	Speed	Sect-2	Speed	Sect-3	Speed	Topspeed	laptime pit
1		74.1	57.293		29.595	101.9		2:19.504	7	39.248	79.8	55.394		28.137	103.7		2:02.779
2	40.381	75.6	57.398		29.117	100.6		2:06.896	8	39.244	73.8	55.647		28.098	103.1		2:02.989
3	39.049	79.5	55.565		28.497	101.1		2:03.111	9	38.923	81.3	54.604		28.286	102.3		2:01.813
4	38.830	79.7	55.545		28.352	99.0		2:02.727	10	37.943	80.4	55.298		28.872	101.7		2:02.113
5	38.765	81.2	55.717		28.791	95.9		2:03.273	11	38.337	81.2	55.390		28.274	99.6		2:02.001
6	38.611	80.7	55.826		29.392	97.9		2:03.829	12								

149 Mike Gregory (C2)									De Tomaso ISIS								
lap	Sect-1	Speed	Sect-2	Speed	Sect-3	Speed	TopSpeed	laptime pit	lap	Sect-1	Speed	Sect-2	Speed	Sect-3	Speed	Topspeed	laptime pit
1		76.8	55.342		28.533	102.6		2:13.700	7	38.201	80.0	53.638		28.373	102.5		2:00.212
2	36.942	76.1	55.572		29.729	99.0		2:02.243	8	37.930	83.0	55.155		29.369	101.9		2:02.454
3	38.764	76.4	55.368		28.966	102.2		2:03.098	9	37.222	79.4	55.456		28.845	98.9		2:01.523
4	38.254	78.0	54.680		28.324	103.6		2:01.258	10	38.185	79.3	53.943		27.779	104.4		1:59.907
5	37.660	82.9	53.555		28.116	104.2		1:59.331	11	36.821	81.0	54.297		28.065	102.8		1:59.183
6	37.899	78.8	54.849		28.491	103.0		2:01.239	12								

Session Start: 14:48:50 - Finish: 15:09:57
 Weather/Track Conditions: Sun/Dry
 Circuit: Brands Hatch Grand Prix Circuit
 Track Length: 3.916 Km - 2.4330 miles

'Legends of Brands Hatch' Historic Race Meeting - 1 - 3 Jul 2016

HSCC/FJHRA Historic Formula Junior Rear Engine 1960-1961

Race 8 - Best Sector Times

POS	NO	DRIVER/S	Sector 1			Sector 2			Sector 3			IDEAL LAP	BEST LAP	On
			TIME	LAP	POS	TIME	LAP	POS	TIME	LAP	POS			
1	55	Chris Drake	32.569	3	1	46.578	6	2	24.590	6	1	1:43.737	1:43.838	6
2	49	Ivo Goeckmann	32.850	10	2	46.487	10	1	24.950	10	4	1:44.287	1:44.287	10
3	71	James Hicks	33.050	10	5	46.798	10	4	24.936	10	3	1:44.784	1:44.784	10
4	48	Stuart Roach	33.020	10	4	46.615	7	3	25.363	10	6	1:44.998	1:45.010	10
5	85	John Chisholm	32.991	7	3	47.678	8	6	24.704	10	2	1:45.373	1:46.090	8
6	63	Laine Martin	33.429	8	6	47.579	11	5	25.243	10	5	1:46.251	1:46.362	11
7	66	Alex Morton	33.834	6	7	47.965	12	7	25.581	7	7	1:47.380	1:48.266	11
8	34	Nick Finburgh											1:48.271	9
9	37	Andrew Taylor	33.851	12	8	48.403	9	8	25.655	9	8	1:47.909	1:48.498	9
10	14	Crispian Besley	34.073	4	10	49.295	10	10	25.693	3	9	1:49.061	1:49.699	3
11	43	Ian Simmonds	34.556	4	12	49.501	4	11	26.447	2	15	1:50.504	1:50.583	4
12	90	Andrew Hayden	34.589	12	13	49.687	12	12	26.200	11	12	1:50.476	1:50.593	12
13	88	Kim Shearn	34.360	12	11	49.849	12	13	26.120	11	11	1:50.329	1:50.498	12
14	46	Chris Alford	35.024	2	14	50.381	2	15	26.508	3	16	1:51.913	1:52.104	2
15	38	Gil Duffy	35.321	11	16	50.055	11	14	26.315	10	13	1:51.691	1:52.413	11
16	35	Andy Harrison	35.250	7	15	51.183	6	19	26.911	6	17	1:53.344	1:53.665	6
17	30	Trevor Griffiths	35.404	10	18	50.814	2	17	27.041	2	18	1:53.259	1:53.609	2
18	40	Chris Wilks	35.341	7	17	51.383	6	20	27.213	11	19	1:53.937	1:54.386	7
19	42	Jeremy Deeley	35.629	9	19	50.702	11	16	27.219	2	20	1:53.550	1:53.780	11
20	39	Simon Durling	36.824	9	23	52.038	11	23	28.145	7	26	1:57.007	1:58.302	11
21	94	Gregan Thruston	36.553	11	21	51.963	11	22	27.387	9	21	1:55.903	1:56.259	11
22	138	Pierre Guichard	36.932	11	24	51.908	10	21	27.774	5	23	1:56.614	1:57.245	10
23	149	Mike Gregory	36.821	11	22	53.555	5	24	27.779	10	24	1:58.155	1:59.183	11
24	89	Mike Peck	37.072	9	25	54.627	5	26	27.614	4	22	1:59.313	2:00.536	8
25	147	Lorraine Gathercole	37.943	10	27	54.604	9	25	28.098	8	25	2:00.645	2:01.813	9
26	47	Richard Utley	39.082	7	28	58.002	6	28	29.911	6	28	2:06.995	2:07.414	6
27	97	Hans Ciers	43.047	7	30	1:02.047	7	30	31.964	1	30	2:17.058	2:19.954	7
28	59	Peter De La Roche	33.919	4	9	49.190	4	9	26.066	5	10	1:49.175	1:49.457	4
29	140	Michael Ashley-Brown	39.216	7	29	58.604	2	29	29.950	6	29	2:07.770	2:08.809	6
30	41	Peter Knoefel	35.655	2	20	51.111	3	18	26.416	2	14	1:53.182	1:53.592	2
31	77	Vernon Williamson	37.535	2	26	55.536	2	27	28.571	2	27	2:01.642	2:01.642	2
32	73	Noel Woodford												

Session Start: 14:48:50 - Finish: 15:09:57

Weather/Track Conditions: Sun/Dry

Circuit: Brands Hatch Grand Prix Circuit

Track Length: 3.916 Km - 2.4330 miles



'Legends of Brands Hatch' Historic Race Meeting - 1 - 3 Jul 2016

HSCC/FJHRA Historic Formula Junior Rear Engine 1960-1961

Race 8 - Best Sector Speeds

	NO	SECTOR 1	MPH	NO	SECTOR 2	MPH	NO	SECTOR 3	MPH
1	85	John Chisholm	93.3		NO SPEED TRAP		71	James Hicks	117.1
2	49	Ivo Goeckmann	93.1				66	Alex Morton	116.7
3	55	Chris Drake	92.0				85	John Chisholm	116.7
4	71	James Hicks	92.0				55	Chris Drake	116.1
5	63	Laine Martin	90.9				49	Ivo Goeckmann	115.5
6	90	Andrew Hayden	90.6				90	Andrew Hayden	114.9
7	48	Stuart Roach	89.5				43	Ian Simmonds	114.1
8	88	Kim Shearn	89.5				63	Laine Martin	113.2
9	14	Crispian Besley	88.9				37	Andrew Taylor	112.8
10	37	Andrew Taylor	88.9				38	Gil Duffy	112.6
11	43	Ian Simmonds	88.9				48	Stuart Roach	111.1
12	66	Alex Morton	88.8				88	Kim Shearn	111.1
13	35	Andy Harrison	87.3				14	Crispian Besley	110.6
14	38	Gil Duffy	86.5				46	Chris Alford	110.0
15	46	Chris Alford	86.5				41	Peter Knoefel	109.7
16	42	Jeremy Deeley	85.8				89	Mike Peck	108.6
17	41	Peter Knoefel	85.7				35	Andy Harrison	108.1
18	89	Mike Peck	85.7				40	Chris Wilks	107.0
19	39	Simon Durling	85.6				42	Jeremy Deeley	106.5
20	40	Chris Wilks	85.1				30	Trevor Griffiths	105.5
21	59	Peter De La Roche	85.0				138	Pierre Guichard	105.5
22	30	Trevor Griffiths	83.6				39	Simon Durling	105.0
23	149	Mike Gregory	83.0				59	Peter De La Roche	104.7
24	94	Gregan Thruston	82.7				77	Vernon Williamson	104.5
25	138	Pierre Guichard	82.3				149	Mike Gregory	104.4
26	147	Lorraine Gathercole	81.3				147	Lorraine Gathercole	103.7
27	77	Vernon Williamson	77.8				94	Gregan Thruston	102.2
28	47	Richard Utley	76.7				140	Michael Ashley-Brown	99.2
29	140	Michael Ashley-Brown	72.3				47	Richard Utley	96.5
30	97	Hans Ciers	69.7				97	Hans Ciers	92.4
31	73	Noel Woodford	41.9				73	Noel Woodford	52.8
32	34	Nick Finburgh	0.0				34	Nick Finburgh	0.0

Session Start: 14:48:50 - Finish: 15:09:57

Weather/Track Conditions: Sun/Dry

Circuit: Brands Hatch Grand Prix Circuit

Track Length: 3.916 Km - 2.4330 miles



'Legends of Brands Hatch' Historic Race Meeting - 1 - 3 Jul 2016

HSCC/FJHRA Historic Formula Junior Rear Engine 1960-1961

Race 8 - Lap Chart

Lap 1			Lap 2			Lap 3			Lap 4			Lap 5			Lap 6		
NO	Behind	Laptime	NO	Behind	Laptime	NO	Behind	Laptime	NO	Behind	Laptime	NO	Behind	Laptime	NO	Behind	Laptime
55		1:51.399	55		1:44.933	55		1:44.150	55		1:44.400	55		1:46.421	55		1:43.838
71	3.069	1:54.468	85	5.142	1:46.948	85	7.662	1:46.670	85	11.697	1:48.435	47	1 LAP	2:11.775	147	1 LAP	2:03.273
85	3.127	1:54.526	71	5.601	1:47.465	71	7.961	1:46.510	71	11.805	1:48.244	140	1 LAP	2:11.526	85	15.494	1:47.363
49	3.783	1:55.182	49	6.174	1:47.324	49	8.594	1:46.570	49	12.516	1:48.322	85	11.969	1:46.693	71	16.463	1:47.618
34	5.440	1:56.839	48	10.202	1:48.529	48	12.931	1:46.879	48	14.915	1:46.384	71	12.683	1:47.299	49	16.857	1:47.472
63	6.178	1:57.577	34	10.826	1:50.319	63	15.602	1:48.373	63	20.997	1:49.795	49	13.223	1:47.128	48	17.346	1:47.347
48	6.606	1:58.005	63	11.379	1:50.134	34	17.153	1:50.477	34	22.358	1:49.605	48	13.837	1:45.343	63	27.279	1:48.530
37	8.742	2:00.141	37	13.341	1:49.532	37	18.353	1:49.162	37	22.719	1:48.766	63	22.587	1:48.011	66	31.039	1:48.603
66	10.069	2:01.468	66	15.366	1:50.230	66	20.187	1:48.971	66	24.141	1:48.354	34	25.099	1:49.162	37	31.462	1:49.608
14	10.592	2:01.991	14	15.946	1:50.287	14	21.495	1:49.699	14	27.125	1:50.030	37	25.692	1:49.394	34	31.596	1:50.335
59	11.256	2:02.655	59	17.096	1:50.773	59	22.955	1:50.009	59	28.012	1:49.457	66	26.274	1:48.554	14	38.007	1:51.426
43	11.434	2:02.833	43	17.785	1:51.284	43	26.037	1:52.402	97	1 LAP	2:30.254	14	30.419	1:49.715	59	38.425	1:51.043
46	12.558	2:03.957	46	19.729	1:52.104	46	29.411	1:53.832	43	32.220	1:50.583	59	31.220	1:49.629	140	1 LAP	2:11.115
38	13.140	2:04.539	38	21.588	1:53.381	38	31.464	1:54.026	46	39.227	1:54.216	43	38.278	1:52.479	47	1 LAP	2:12.517
41	13.920	2:05.319	41	22.579	1:53.592	41	32.287	1:53.858	38	41.519	1:54.455	46	48.190	1:55.384	43	46.562	1:52.122
40	16.258	2:07.657	30	25.350	1:53.609	30	36.091	1:54.891	41	42.083	1:54.196	38	49.413	1:54.315	46	58.686	1:54.334
30	16.674	2:08.073	35	28.782	1:55.755	90	38.305	1:53.200	90	46.327	1:52.422	41	50.196	1:54.534	38	58.886	1:53.311
35	17.960	2:09.359	90	29.255	1:55.164	88	40.873	1:55.385	30	48.271	1:56.580	90	51.945	1:52.039	90	1:00.696	1:52.589
88	18.747	2:10.146	40	29.468	1:58.143	35	40.979	1:56.347	88	49.539	1:53.066	88	56.654	1:53.536	88	1:05.727	1:52.911
90	19.024	2:10.423	88	29.638	1:55.824	40	41.484	1:56.166	40	53.445	1:56.361	30	58.100	1:56.250	30	1:09.738	1:55.476
149	22.301	2:13.700	149	39.611	2:02.243	149	58.559	2:03.098	35	53.490	1:56.911	35	1:02.033	1:54.964	35	1:11.860	1:53.665
89	24.701	2:16.100	39	42.449	2:00.664	39	59.111	2:00.812	42	1:13.500	1:57.685	40	1:03.197	1:56.173	40	1:14.058	1:54.699
39	26.718	2:18.117	89	43.337	2:03.569	42	1:00.215	1:57.351	39	1:15.015	2:00.304	97	1 LAP	2:31.257	42	1:32.953	1:55.269
77	27.004	2:18.403	77	43.713	2:01.642	89	1:02.726	2:03.539	149	1:15.417	2:01.258	42	1:21.522	1:54.443	39	1:44.027	2:00.565
147	28.105	2:19.504	138	45.325	2:01.946	138	1:02.939	2:01.764	138	1:18.273	1:59.734	39	1:27.300	1:58.706	149	1:45.728	2:01.239
138	28.312	2:19.711	94	46.593	2:02.938	94	1:03.246	2:00.803	94	1:18.748	1:59.902	149	1:28.327	1:59.331	94	1:46.205	1:59.413
94	28.588	2:19.987	42	47.014	1:56.189	147	1:09.029	2:03.111	89	1:20.477	2:02.151	94	1:30.630	1:58.303			
47	35.620	2:27.019	147	50.068	2:06.896	47	1:29.570	2:12.861	147	1:27.356	2:02.727	138	1:31.258	1:59.406			
42	35.758	2:27.157	47	1:00.859	2:10.172	140	1:30.510	2:12.033				89	1:34.651	2:00.595			
140	37.962	2:29.361	140	1:02.627	2:09.598												
97	45.566	2:36.965	97	1:28.055	2:27.422												

Session Start: 14:48:50 - Finish: 15:09:57

Weather/Track Conditions: Sun/Dry

Circuit: Brands Hatch Grand Prix Circuit

Track Length: 3.916 Km - 2.4330 miles

'Legends of Brands Hatch' Historic Race Meeting - 1 - 3 Jul 2016

HSCC/FJHRA Historic Formula Junior Rear Engine 1960-1961

Race 8 - Lap Chart

Lap 7			Lap 8			Lap 9			Lap 10			Lap 11			Lap 12		
NO	Behind	Laptime	NO	Behind	Laptime	NO	Behind	Laptime	NO	Behind	Laptime	NO	Behind	Laptime	NO	Behind	Laptime
55		1:46.349	55		1:45.261	55		1:44.337	55		1:45.896	55		1:46.230	55		1:44.856
138	1 LAP	1:59.061	39	1 LAP	1:59.384	42	1 LAP	1:57.444	40	1 LAP	1:58.035	35	1 LAP	1:54.149	35	1 LAP	1:54.252
89	1 LAP	2:01.511	149	1 LAP	2:00.212	85	19.150	1:47.330	47	2 LAPS	2:12.683	30	1 LAP	1:54.109	30	1 LAP	1:54.492
97	2 LAPS	2:30.130	94	1 LAP	2:00.151	49	19.365	1:47.007	140	2 LAPS	2:13.745	40	1 LAP	1:56.917	49	17.277	1:44.914
85	15.328	1:46.183	138	1 LAP	2:00.414	71	19.858	1:46.481	42	1 LAP	1:53.931	49	17.219	1:45.693	71	21.165	1:46.267
71	15.872	1:45.758	85	16.157	1:46.090	48	20.614	1:46.501	49	17.756	1:44.287	71	19.754	1:47.238	48	21.564	1:46.117
49	16.163	1:45.655	49	16.695	1:45.793	39	1 LAP	1:58.724	71	18.746	1:44.784	48	20.303	1:46.805	85	23.452	1:46.810
48	17.033	1:46.036	71	17.714	1:47.103	149	1 LAP	2:02.454	48	19.728	1:45.010	85	21.498	1:46.442	40	1 LAP	1:57.966
147	1 LAP	2:03.829	48	18.450	1:46.678	94	1 LAP	2:02.459	85	21.286	1:48.032	42	1 LAP	1:55.793	42	1 LAP	1:53.780
63	28.518	1:47.588	89	1 LAP	2:01.942	138	1 LAP	2:02.187	63	35.407	1:47.336	97	3 LAPS	2:25.552	63	38.320	1:47.637
66	34.125	1:49.435	63	30.631	1:47.374	63	33.967	1:47.673	39	1 LAP	1:59.641	47	2 LAPS	2:10.080	66	52.813	1:50.022
34	34.920	1:49.673	147	1 LAP	2:02.779	89	1 LAP	2:00.536	94	1 LAP	1:58.185	63	35.539	1:46.362	34	55.328	1:49.692
37	35.546	1:50.433	66	37.903	1:49.039	66	41.856	1:48.290	66	45.611	1:49.651	66	47.647	1:48.266	37	56.002	1:48.673
14	41.706	1:50.048	34	39.752	1:50.093	34	43.686	1:48.271	34	47.274	1:49.484	34	50.492	1:49.448	47	2 LAPS	2:10.353
59	43.105	1:51.029	37	39.879	1:49.594	37	44.040	1:48.498	37	47.756	1:49.612	37	52.185	1:50.659	97	3 LAPS	2:24.597
43	53.624	1:53.411	14	50.079	1:53.634	147	1 LAP	2:02.989	149	1 LAP	2:01.523	39	1 LAP	1:59.767	39	1 LAP	1:58.302
47	1 LAP	2:07.414	59	50.304	1:52.460	14	56.607	1:50.865	138	1 LAP	2:01.775	94	1 LAP	1:57.083	94	1 LAP	1:56.259
140	1 LAP	2:08.809	97	2 LAPS	2:27.936	59	1:02.476	1:56.509	89	1 LAP	2:01.844	138	1 LAP	1:57.245	14	1:12.518	1:52.272
90	1:07.854	1:53.507	43	1:01.362	1:52.999	43	1:09.880	1:52.855	14	1:00.654	1:49.943	149	1 LAP	1:59.907	138	1 LAP	1:58.334
46	1:07.858	1:55.521	46	1:17.454	1:54.857	46	1:26.441	1:53.324	147	1 LAP	2:01.813	14	1:05.102	1:50.678	149	1 LAP	1:59.183
38	1:08.121	1:55.584	38	1:17.578	1:54.718	90	1:26.888	1:53.083	59	1:11.570	1:54.990	89	1 LAP	2:01.867	89	1 LAP	2:00.935
88	1:10.572	1:51.194	90	1:18.142	1:55.549	88	1:27.648	1:53.223	43	1:16.590	1:52.606	43	1:24.084	1:53.724	43	1:31.777	1:52.549
30	1:17.282	1:53.893	88	1:18.762	1:53.451	38	1:28.069	1:54.828	90	1:33.177	1:52.185	147	1 LAP	2:02.113	147	1 LAP	2:02.001
35	1:19.212	1:53.701	47	1 LAP	2:09.280	97	2 LAPS	2:19.954	88	1:33.788	1:52.036	90	1:37.736	1:50.789	90	1:43.473	1:50.593
40	1:22.095	1:54.386	140	1 LAP	2:09.524	35	1:39.385	1:55.417	46	1:34.891	1:54.346	88	1:38.454	1:50.896	88	1:44.096	1:50.498
42	1:40.794	1:54.190	30	1:26.056	1:54.035	30	1:40.111	1:58.392	38	1:35.102	1:52.929	38	1:41.285	1:52.413	46	1:51.172	1:53.519
			35	1:28.305	1:54.354							46	1:42.509	1:53.848	38	1:51.743	1:55.314
			40	1:34.396	1:57.562												

Session Start: 14:48:50 - Finish: 15:09:57

Weather/Track Conditions: Sun/Dry

Circuit: Brands Hatch Grand Prix Circuit

Track Length: 3.916 Km - 2.4330 miles

'Legends of Brands Hatch' Historic Race Meeting - 1 - 3 Jul 2016

HGPCA Pre '66 Grand Prix Cars

Race 9 - Classification

Sheet No:

POS	NO	DRIVER/S	CLASS	CLASS POS	CAR MAKE / MODEL	TIME	LAPS	GAP	DIFF	MPH	BEST	ON
1	11	Jon Fairley	12	1	Brabham BT11/19	25:33.742	15	-- 15 laps		85.66	1:39.594	15
2	22	Peter Horsman	12	2	Lotus 18/21	25:34.868	15	1.126	1.126	85.59	1:39.738	15
3	2	Rod Jolley	7B	1	Cooper T45/51	26:03.927	15	30.185	29.059	84.00	1:42.004	5
4	24	Miles Griffiths	11	1	Lotus 24	26:04.240	15	30.498	0.313	83.98	1:42.054	12
5	37	Eddy Perk	10	1	Heron F1	27:10.965	15	1:37.223	1:06.725	80.55	1:46.010	15
6	71	Alan Baillie	10	2	Cooper T71/73	27:16.166	15	1:42.424	5.201	80.29	1:46.662	5
7	14	Malcolm Cook	9	1	Cooper T43	25:44.935	14	-- 14 laps	17.304	79.37	1:48.084	7
8	5	Tony Smith	7B	2	Cooper T51	25:50.776	14	5.841	5.841	79.07	1:48.226	14
9	7	Paul Griffin	7B	3	Cooper T51	26:19.528	14	34.593	28.752	77.63	1:49.437	11
10	16	Charles McCabe	11	2	BRM P57	26:31.246	14	46.311	11.718	77.06	1:51.099	13
11	47	Brian Jolliffe	9	2	Cooper T45	26:46.745	14	1:01.810	15.499	76.32	1:51.950	5
12	28	Anthony Goddard	10	3	Cooper-Alfa T56/59	26:47.093	14	1:02.158	0.348	76.30	1:51.460	12
13	15	David Wenman	INV	1	Cooper Bristol Mk1	27:04.102	14	1:19.167	17.009	75.50	1:52.537	11
14	45	Scotty Taylor	7C	1	Cooper T45	26:35.100	13	-- 13 laps	1:27.863	71.38	2:00.175	7
15	41	Brian Maile	7C	2	Cooper T41	26:51.501	13	16.401	16.401	70.66	1:59.815	4

----- NOT CLASSIFIED -----

DNF 29	Nick Fennell	11		Lotus 25	17:19.706	10	-- 10 laps			84.24	1:41.522	6
DNF 12	Rudi Friedrichs	7B		Cooper T53	8:48.101	5	-- 5 laps --	4.248		82.92	1:42.997	5
DNF 8	Tony Ditheridge	9		Cooper T45	7:43.450	4	-- 4 laps --	38.346		75.60	1:51.778	3
DNF 61	Rainer Ott	12		Cooper T53	5:31.049	3	-- 3 laps --			79.37	1:47.334	2
DNF 18	Will Nuthall	12		Cooper T53	3:42.664	2	-- 2 laps --	0.182		78.67	1:45.549	2

----- FASTEST LAP SUMMARY -----

NO	DRIVER/S	CLASS	CAR MAKE / MODEL	FASTEST LAP	ON	MPH
11	Jon Fairley	12	Brabham BT11/19	1:39.594	15	87.94
29	Nick Fennell	11	Lotus 25	1:41.522	6	86.27
2	Rod Jolley	7B	Cooper T45/51	1:42.004	5	85.87
37	Eddy Perk	10	Heron F1	1:46.010	15	82.62
14	Malcolm Cook	9	Cooper T43	1:48.084	7	81.04
15	David Wenman	INV	Cooper Bristol Mk1	1:52.537	11	77.83
41	Brian Maile	7C	Cooper T41	1:59.815	4	73.10

Session Start: 15:24:22 - Finish: 15:49:55

Weather/Track Conditions: Sun/Dry

Circuit: Brands Hatch Grand Prix Circuit

Track Length: 3.916 Km - 2.4330 miles

These results are provisional until the conclusion of any judicial and technical matters.

Clerk of the Course: <div style="text-align: right;">Julian Floyd</div>	Timekeeper: <div style="text-align: right;">Nick Palmer</div>	Issued at:
--	--	------------

'Legends of Brands Hatch' Historic Race Meeting - 1 - 3 Jul 2016

HGPCA Pre '66 Grand Prix Cars

Race 9 - Sector Analysis

2 Rod Jolley (7B)									Cooper T45/51										
lap	Sect-1	Speed	Sect-2	Speed	Sect-3	Speed	TopSpeed	laptime	pit	lap	Sect-1	Speed	Sect-2	Speed	Sect-3	Speed	Topspeed	laptime	pit
1		94.0	48.534		24.740	127.5		1:53.351		9	32.770	92.5	45.569		24.612	127.0		1:42.951	
2	33.511	97.2	46.262		24.314	124.2		1:44.087		10	32.608	93.3	46.242		25.125	124.7		1:43.975	
3	33.224	97.6	45.994		24.554	127.8		1:43.772		11	32.910	88.4	46.090		24.969	126.6		1:43.969	
4	33.010	94.6	46.363		24.257	127.0		1:43.630		12	32.833	93.0	46.334		24.684	126.6		1:43.851	
5	32.633	95.2	45.479		23.892	128.0		1:42.004		13	32.687	98.6	45.287		25.108	125.4		1:43.082	
6	32.596	92.1	45.258		25.002	126.6		1:42.856		14	34.368	92.4	45.924		24.567	127.3		1:44.859	
7	32.613	91.0	46.580		25.773	126.1		1:44.966		15	32.923	98.9	45.554		24.469	124.7		1:42.946	
8	32.877	93.8	45.941		24.810	126.3		1:43.628		16									

5 Tony Smith (7B)									Cooper T51										
lap	Sect-1	Speed	Sect-2	Speed	Sect-3	Speed	TopSpeed	laptime	pit	lap	Sect-1	Speed	Sect-2	Speed	Sect-3	Speed	Topspeed	laptime	pit
1		82.4	50.446		27.058	116.5		2:02.785		8	34.326	96.5	48.316		25.610	122.6		1:48.252	
2	35.526	90.0	50.128		26.537	117.5		1:52.191		9	34.546	92.2	48.857		25.909	122.9		1:49.312	
3	34.975	95.2	49.497		26.313	117.9		1:50.785		10	34.259	95.6	48.945		25.839	123.8		1:49.043	
4	35.105	96.3	51.375		26.235	118.3		1:52.715		11	34.994	95.5	49.180		25.752	123.3		1:49.926	
5	34.846	94.6	49.022		25.788	122.2		1:49.656		12	34.941	93.3	47.931		26.197	120.7		1:49.069	
6	34.898	92.1	49.547		26.382	123.8		1:50.827		13	34.588	95.9	48.459		25.688	122.9		1:48.735	
7	34.708	95.0	48.675		25.871	120.4		1:49.254		14	34.496	89.8	48.307		25.423	124.2		1:48.226	

7 Paul Griffin (7B)									Cooper T51										
lap	Sect-1	Speed	Sect-2	Speed	Sect-3	Speed	TopSpeed	laptime	pit	lap	Sect-1	Speed	Sect-2	Speed	Sect-3	Speed	Topspeed	laptime	pit
1		85.6	53.708		26.199	116.5		2:07.455		8	35.373	90.6	48.691		26.064	115.7		1:50.128	
2	36.482	87.6	50.945		26.051	113.9		1:53.478		9	35.456	91.2	50.024		25.862	119.8		1:51.342	
3	36.011	90.0	50.996		26.307	112.6		1:53.314		10	35.228	88.4	50.916		25.671	119.4		1:51.815	
4	35.782	90.5	51.245		25.952	119.6		1:52.979		11	34.543	92.9	49.110		25.784	119.6		1:49.437	
5	35.076	90.3	51.062		28.103	119.0		1:54.241		12	34.480	93.8	49.703		25.934	120.7		1:50.117	
6	34.814	94.0	50.051		26.188	117.7		1:51.053		13	36.108	82.4	49.654		25.656	120.0		1:51.418	
7	35.150	90.3	49.616		25.821	117.3		1:50.587		14	35.671	87.9	50.443		26.050	107.4		1:52.164	

8 Tony Ditheridge (9)									Cooper T45										
lap	Sect-1	Speed	Sect-2	Speed	Sect-3	Speed	TopSpeed	laptime	pit	lap	Sect-1	Speed	Sect-2	Speed	Sect-3	Speed	Topspeed	laptime	pit
1		75.3	52.461		26.623	114.3		2:04.149		3	35.284	85.2	50.406		26.088	114.3		1:51.778	
2	36.193	80.3	51.606		26.459	113.5		1:54.258		4	35.600	80.8	50.700		26.965	113.7		1:53.265	

11 Jon Fairley (12)									Brabham BT11/19										
lap	Sect-1	Speed	Sect-2	Speed	Sect-3	Speed	TopSpeed	laptime	pit	lap	Sect-1	Speed	Sect-2	Speed	Sect-3	Speed	Topspeed	laptime	pit
1		102.2	45.279		23.597	129.0		1:46.575		9	32.104	103.6	46.549		24.511	128.5		1:43.164	
2	31.615	99.6	46.792		23.468	130.5		1:41.875		10	31.810	105.7	45.237		24.312	130.2		1:41.359	
3	32.098	98.4	46.564		23.649	129.7		1:42.311		11	31.809	105.7	44.713		23.577	131.2		1:40.099	
4	32.476	100.0	46.791		23.735	128.5		1:43.002		12	31.670	104.4	45.035		23.810	131.2		1:40.515	
5	32.044	98.3	46.042		23.814	129.7		1:41.900		13	31.956	102.0	45.175		24.133	129.7		1:41.264	
6	32.177	100.6	45.931		25.002	127.8		1:43.110		14	31.865	104.2	44.760		24.254	129.5		1:40.879	
7	33.403	99.3	46.008		25.194	126.3		1:44.605		15	31.509	103.4	44.540		23.545	127.5		1:39.594	
8	32.320	102.8	46.431		24.739	128.0		1:43.490		16									

12 Rudi Friedrichs (7B)									Cooper T53										
lap	Sect-1	Speed	Sect-2	Speed	Sect-3	Speed	TopSpeed	laptime	pit	lap	Sect-1	Speed	Sect-2	Speed	Sect-3	Speed	Topspeed	laptime	pit
1		99.9	46.952		24.443	125.8		1:51.003		4	33.072	98.0	46.514		24.777	125.6		1:44.363	
2	33.144	98.7	48.081		25.046	126.1		1:46.271		5	32.883	95.4	46.060		24.054	128.0		1:42.997	
3	32.772	97.0	46.335		24.360	127.3		1:43.467		6									

14 Malcolm Cook (9)									Cooper T43										
lap	Sect-1	Speed	Sect-2	Speed	Sect-3	Speed	TopSpeed	laptime	pit	lap	Sect-1	Speed	Sect-2	Speed	Sect-3	Speed	Topspeed	laptime	pit
1		89.7	49.412		25.851	122.6		1:58.359		8	34.310	88.2	48.355		25.703	123.3		1:48.368	
2	35.643	85.8	49.770		25.750	122.0		1:51.163		9	34.656	88.9	48.741		25.642	122.9		1:49.039	
3	34.844	88.0	49.090		25.527	122.0		1:49.461		10	35.201	91.1	49.365		26.158	121.5		1:50.724	
4	34.743	89.2	49.492		25.857	122.4		1:50.092		11	34.945	90.1	49.429		26.487	121.5		1:50.861	
5	34.575	91.7	48.701		25.718	122.2		1:48.994		12	35.151	89.5	48.873		26.280	121.8		1:50.304	
6	34.636	91.5	48.389		25.864	122.2		1:48.889		13	34.548	88.5	49.235		26.177	118.7		1:49.960	
7	34.399	93.0	48.027		25.658	122.4		1:48.084		14	35.384	85.1	48.933		26.320	116.9		1:50.637	



Session Start: 15:24:22 - Finish: 15:49:55
 Weather/Track Conditions: Sun/Dry
 Circuit: Brands Hatch Grand Prix Circuit
 Track Length: 3.916 Km - 2.4330 miles

'Legends of Brands Hatch' Historic Race Meeting - 1 - 3 Jul 2016

HGPCA Pre '66 Grand Prix Cars

Race 9 - Sector Analysis

15 David Wenman (INV)									Cooper Bristol Mk1										
lap	Sect-1	Speed	Sect-2	Speed	Sect-3	Speed	TopSpeed	laptime	pit	lap	Sect-1	Speed	Sect-2	Speed	Sect-3	Speed	Topspeed	laptime	pit
1		76.9	51.873		26.957	110.0		2:04.967		8	35.800	83.0	51.529		28.397	106.4		1:55.726	
2	35.816	82.1	53.504		27.567	108.6		1:56.887		9	36.128	82.6	50.830		27.602	106.9		1:54.560	
3	35.805	82.4	51.088		26.999	108.1		1:53.892		10	35.746	81.8	51.077		27.112	107.7		1:53.935	
4	36.037	78.6	51.298		27.471	108.2		1:54.806		11	35.204	81.4	50.303		27.030	106.9		1:52.537	
5	35.717	80.3	51.522		30.853	103.1		1:58.092		12	36.114	78.8	51.836		27.411	104.2		1:55.361	
6	36.295	79.3	51.310		28.695	105.0		1:56.300		13	36.044	78.7	51.653		27.932	101.1		1:55.629	
7	36.300	76.9	50.838		27.407	107.4		1:54.545		14	36.934	78.8	51.775		28.156	96.2		1:56.865	

16 Charles McCabe (11)									BRM P57										
lap	Sect-1	Speed	Sect-2	Speed	Sect-3	Speed	TopSpeed	laptime	pit	lap	Sect-1	Speed	Sect-2	Speed	Sect-3	Speed	Topspeed	laptime	pit
1		82.1	52.541		26.564	110.9		2:06.067		8	35.043	91.1	51.331		26.477	113.5		1:52.851	
2	35.380	89.1	52.411		26.280	111.3		1:54.071		9	35.792	82.5	50.224		26.751	108.6		1:52.767	
3	35.291	87.8	52.088		25.997	113.2		1:53.376		10	34.811	90.9	50.470		26.200	116.1		1:51.481	
4	34.959	90.4	52.270		25.691	115.5		1:52.920		11	34.842	87.8	52.217		26.254	115.7		1:53.313	
5	34.935	86.4	51.681		27.361	115.7		1:53.977		12	34.934	89.3	50.947		25.974	115.5		1:51.855	
6	34.980	88.7	50.639		27.496	111.8		1:53.115		13	34.526	87.8	50.652		25.921	117.3		1:51.099	
7	35.434	87.3	51.186		26.494	114.9		1:53.114		14	34.132	85.3	51.185		25.923	116.5		1:51.240	

18 Will Nuthall (12)									Cooper T53										
lap	Sect-1	Speed	Sect-2	Speed	Sect-3	Speed	TopSpeed	laptime	pit	lap	Sect-1	Speed	Sect-2	Speed	Sect-3	Speed	Topspeed	laptime	pit
1		77.8	47.222		24.273	128.2		1:57.115		2	33.535	85.2	47.922		24.092	131.5		1:45.549	

22 Peter Horsman (12)									Lotus 18/21										
lap	Sect-1	Speed	Sect-2	Speed	Sect-3	Speed	TopSpeed	laptime	pit	lap	Sect-1	Speed	Sect-2	Speed	Sect-3	Speed	Topspeed	laptime	pit
1		102.3	47.158		24.853	127.3		1:53.582		9	32.296	103.4	44.801		24.159	130.5		1:41.256	
2	32.980	100.8	46.004		24.396	125.8		1:43.380		10	31.899	104.7	44.455		24.878	127.5		1:41.232	
3	32.555	102.8	45.605		23.848	127.5		1:42.008		11	31.752	102.8	45.311		23.874	128.0		1:40.937	
4	32.463	101.4	46.230		23.976	127.8		1:42.669		12	31.892	102.6	44.358		24.286	127.0		1:40.536	
5	32.172	100.6	45.113		23.544	128.5		1:40.829		13	32.361	100.8	45.062		23.928	127.3		1:41.351	
6	31.935	101.3	45.022		26.119	123.8		1:43.076		14	31.795	101.1	44.461		23.847	127.8		1:40.103	
7	32.855	99.2	45.215		24.580	126.3		1:42.650		15	31.755	103.3	44.392		23.591	127.3		1:39.738	
8	32.305	100.0	44.977		24.239	127.0		1:41.521		16									

24 Miles Griffiths (11)									Lotus 24										
lap	Sect-1	Speed	Sect-2	Speed	Sect-3	Speed	TopSpeed	laptime	pit	lap	Sect-1	Speed	Sect-2	Speed	Sect-3	Speed	Topspeed	laptime	pit
1		95.9	46.150		24.791	119.8		1:48.529		9	32.299	97.2	45.544		25.178	118.7		1:43.021	
2	32.838	97.6	47.153		24.775	120.0		1:44.766		10	32.197	97.7	46.000		25.519	119.0		1:43.716	
3	32.752	101.9	46.573		24.815	119.0		1:44.140		11	33.143	94.6	45.344		25.051	119.4		1:43.538	
4	34.662	91.6	46.387		24.463	119.6		1:45.512		12	32.141	98.0	45.366		24.547	119.8		1:42.054	
5	32.473	96.6	45.794		24.412	120.7		1:42.679		13	32.852	96.3	45.126		24.966	119.6		1:42.944	
6	32.258	97.9	47.402		26.209	116.1		1:45.869		14	34.208	95.4	45.881		24.915	120.2		1:45.004	
7	32.807	95.9	46.383		26.041	117.5		1:45.231		15	32.710	94.6	45.443		24.561	119.4		1:42.714	
8	32.530	97.2	45.860		26.133	115.1		1:44.523		16									

28 Anthony Goddard (10)									Cooper-Alfa T56/59										
lap	Sect-1	Speed	Sect-2	Speed	Sect-3	Speed	TopSpeed	laptime	pit	lap	Sect-1	Speed	Sect-2	Speed	Sect-3	Speed	Topspeed	laptime	pit
1		83.0	53.307		27.041	110.0		2:08.936		8	34.963	84.6	50.432		27.227	109.3		1:52.622	
2	36.355	81.0	53.199		26.872	113.2		1:56.426		9	35.721	85.4	51.947		27.151	111.8		1:54.819	
3	35.732	83.2	51.797		26.666	112.8		1:54.195		10	36.310	84.9	50.469		26.493	113.3		1:53.272	
4	35.598	83.3	51.617		26.974	112.0		1:54.189		11	35.212	84.9	50.423		26.275	113.0		1:51.910	
5	35.386	83.4	51.100		29.636	109.1		1:56.122		12	34.634	84.8	50.144		26.682	113.2		1:51.460	
6	35.827	82.7	51.708		27.799	110.7		1:55.334		13	34.798	81.7	50.762		26.661	113.7		1:52.221	
7	35.475	85.4	50.795		26.651	113.5		1:52.921		14	35.564	81.7	50.936		26.166	109.5		1:52.666	



Session Start: 15:24:22 - Finish: 15:49:55
 Weather/Track Conditions: Sun/Dry
 Circuit: Brands Hatch Grand Prix Circuit
 Track Length: 3.916 Km - 2.4330 miles

'Legends of Brands Hatch' Historic Race Meeting - 1 - 3 Jul 2016

HGPCA Pre '66 Grand Prix Cars

Race 9 - Sector Analysis

29 Nick Fennell (11)									Lotus 25								
lap	Sect-1	Speed	Sect-2	Speed	Sect-3	Speed	TopSpeed	laptime pit	lap	Sect-1	Speed	Sect-2	Speed	Sect-3	Speed	Topspeed	laptime pit
1		92.7	47.788		24.662	123.1		1:52.859	6	32.145	96.3	44.892		24.485	122.4		1:41.522
2	32.233	99.9	46.444		24.516	123.5		1:43.193	7	32.752	95.5	46.934		24.633	122.9		1:44.319
3	32.398	98.9	45.553		24.247	124.2		1:42.198	8	33.768	97.6	45.285		24.383	123.1		1:43.436
4	33.587	93.3	46.272		24.221	123.1		1:44.080	9	32.392	99.2	45.452		24.389	124.2		1:42.233
5	32.152	95.5	45.194		24.177	123.1		1:41.523	10	32.115	93.3	45.836		26.392	83.1		1:44.343

37 Eddy Perk (10)									Heron F1								
lap	Sect-1	Speed	Sect-2	Speed	Sect-3	Speed	TopSpeed	laptime pit	lap	Sect-1	Speed	Sect-2	Speed	Sect-3	Speed	Topspeed	laptime pit
1		94.0	49.013		25.457	118.3		1:53.484	9	33.650	93.8	48.033		26.966	117.5		1:48.649
2	33.880	98.0	48.339		25.361	120.0		1:47.580	10	33.878	91.6	48.935		26.191	117.9		1:49.004
3	33.569	92.4	48.601		25.268	119.8		1:47.438	11	33.891	93.6	49.132		26.457	116.5		1:49.480
4	33.614	95.4	47.711		25.043	119.4		1:46.368	12	34.062	95.1	48.601		26.634	116.7		1:49.297
5	33.359	95.4	47.562		25.110	120.2		1:46.031	13	33.823	94.2	47.991		25.902	118.7		1:47.716
6	33.821	96.2	48.152		27.971	110.4		1:49.944	14	33.487	95.8	47.546		25.769	117.5		1:46.802
7	35.946	92.2	50.079		28.909	114.7		1:54.934	15	33.466	95.0	47.149		25.395	113.7		1:46.010
8	34.448	93.5	47.540		26.240	119.0		1:48.228	16								

41 Brian Maile (7C)									Cooper T41								
lap	Sect-1	Speed	Sect-2	Speed	Sect-3	Speed	TopSpeed	laptime pit	lap	Sect-1	Speed	Sect-2	Speed	Sect-3	Speed	Topspeed	laptime pit
1		76.5	55.211		28.454	102.5		2:14.643	8	38.525	79.1	54.787		30.257	101.6		2:03.569
2	38.341	79.8	57.200		28.675	102.5		2:04.216	9	40.020	79.3	54.990		28.480	101.7		2:04.490
3	38.333	80.4	55.477		28.427	104.1		2:02.237	10	38.868	78.0	54.867		28.809	104.1		2:02.544
4	37.934	80.0	53.778		28.103	103.9		1:59.815	11	38.287	76.7	55.589		30.494	102.0		2:04.370
5	37.977	77.6	54.202		28.999	100.9		2:01.178	12	39.125	75.3	56.522		29.568	100.2		2:05.215
6	38.955	75.2	54.534		29.270	101.4		2:02.759	13	38.563	76.5	56.793		29.350	98.1		2:04.706
7	38.469	77.0	54.259		29.031	102.0		2:01.759	14								

45 Scotty Taylor (7C)									Cooper T45								
lap	Sect-1	Speed	Sect-2	Speed	Sect-3	Speed	TopSpeed	laptime pit	lap	Sect-1	Speed	Sect-2	Speed	Sect-3	Speed	Topspeed	laptime pit
1		74.7	54.339		27.877	108.4		2:12.171	8	39.395	77.1	54.753		29.717	103.9		2:03.865
2	38.318	78.8	54.373		28.880	105.4		2:01.571	9	39.573	77.7	55.877		28.663	108.4		2:04.113
3	38.839	77.0	56.059		27.979	107.4		2:02.877	10	38.640	76.6	55.379		28.376	108.1		2:02.395
4	38.472	79.1	54.223		27.952	108.9		2:00.647	11	38.747	75.8	55.346		28.134	107.6		2:02.227
5	38.141	85.7	53.703		28.409	105.4		2:00.253	12	38.489	72.9	53.904		28.243	107.7		2:00.636
6	38.986	73.0	54.415		28.692	108.8		2:02.093	13	38.440	79.3	54.765		28.872	105.0		2:02.077
7	37.826	78.0	53.998		28.351	104.5		2:00.175	14								

47 Brian Jolliffe (9)									Cooper T45								
lap	Sect-1	Speed	Sect-2	Speed	Sect-3	Speed	TopSpeed	laptime pit	lap	Sect-1	Speed	Sect-2	Speed	Sect-3	Speed	Topspeed	laptime pit
1		85.8	51.835		26.523	114.3		2:03.057	8	35.455	83.1	51.013		27.824	110.9		1:54.292
2	35.961	84.5	50.898		26.658	113.9		1:53.517	9	36.409	79.7	51.916		29.140	109.5		1:57.465
3	35.608	85.2	50.474		27.071	111.8		1:53.153	10	36.152	80.3	51.410		28.307	107.0		1:55.869
4	35.719	83.0	50.892		26.814	111.7		1:53.425	11	36.247	81.9	51.337		27.020	111.5		1:54.604
5	35.624	84.1	49.686		26.640	112.0		1:51.950	12	35.874	83.1	51.082		26.867	113.5		1:53.823
6	36.066	79.9	50.295		28.286	107.9		1:54.647	13	35.887	81.7	51.092		26.686	114.3		1:53.665
7	36.060	82.0	50.900		27.466	112.4		1:54.426	14	35.723	85.3	50.103		27.026	112.4		1:52.852

61 Rainer Ott (12)									Cooper T53								
lap	Sect-1	Speed	Sect-2	Speed	Sect-3	Speed	TopSpeed	laptime pit	lap	Sect-1	Speed	Sect-2	Speed	Sect-3	Speed	Topspeed	laptime pit
1		99.5	48.941		25.080	126.3		1:55.148	3	34.477	92.6	49.018		25.072	125.8		1:48.567
2	33.867	94.6	48.180		25.287	125.6		1:47.334	4								



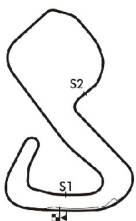
Session Start: 15:24:22 - Finish: 15:49:55
 Weather/Track Conditions: Sun/Dry
 Circuit: Brands Hatch Grand Prix Circuit
 Track Length: 3.916 Km - 2.4330 miles

'Legends of Brands Hatch' Historic Race Meeting - 1 - 3 Jul 2016

HGPCA Pre '66 Grand Prix Cars

Race 9 - Sector Analysis

71 Alan Baillie (10)									Cooper T71/73								
lap	Sect-1	Speed	Sect-2	Speed	Sect-3	Speed	TopSpeed	laptime pit	lap	Sect-1	Speed	Sect-2	Speed	Sect-3	Speed	Topspeed	laptime pit
1		93.0	48.026		25.473	122.4		1:55.823	9	34.984	88.7	49.004		26.035	117.9		1:50.023
2	34.810	87.2	49.343		25.434	117.7		1:49.587	10	35.406	87.6	48.696		26.323	117.7		1:50.425
3	34.812	89.2	48.937		25.651	118.3		1:49.400	11	34.841	91.1	47.858		25.493	120.7		1:48.192
4	34.385	89.7	48.572		25.472	120.4		1:48.429	12	34.618	93.0	47.611		25.132	120.0		1:47.361
5	33.575	91.5	47.584		25.503	120.4		1:46.662	13	34.289	92.7	47.811		25.088	120.9		1:47.188
6	33.745	93.6	47.937		26.489	117.3		1:48.171	14	34.399	92.2	47.603		25.055	123.1		1:47.057
7	34.512	89.7	48.271		26.302	117.5		1:49.085	15	34.446	90.7	48.428		25.661	111.8		1:48.535
8	35.441	87.4	49.075		25.712	119.2		1:50.228	16								

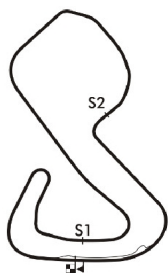


'Legends of Brands Hatch' Historic Race Meeting - 1 - 3 Jul 2016

HGPCA Pre '66 Grand Prix Cars

Race 9 - Best Sector Times

POS	NO	DRIVER/S	Sector 1			Sector 2			Sector 3			IDEAL LAP	BEST LAP	On
			TIME	LAP	POS	TIME	LAP	POS	TIME	LAP	POS			
1	11	Jon Fairley	31.509	15	1	44.540	15	2	23.468	2	1	1:39.517	1:39.594	15
2	22	Peter Horsman	31.752	11	2	44.358	12	1	23.544	5	2	1:39.654	1:39.738	15
3	2	Rod Jolley	32.596	6	5	45.258	6	5	23.892	5	3	1:41.746	1:42.004	5
4	24	Miles Griffiths	32.141	12	4	45.126	13	4	24.412	5	7	1:41.679	1:42.054	12
5	37	Eddy Perk	33.359	5	7	47.149	15	7	25.043	4	8	1:45.551	1:46.010	15
6	71	Alan Baillie	33.575	5	9	47.584	5	9	25.055	14	9	1:46.214	1:46.662	5
7	14	Malcolm Cook	34.310	8	13	48.027	7	11	25.527	3	12	1:47.864	1:48.084	7
8	5	Tony Smith	34.259	10	12	47.931	12	10	25.423	14	11	1:47.613	1:48.226	14
9	7	Paul Griffin	34.480	12	14	48.691	8	13	25.656	13	13	1:48.827	1:49.437	11
10	16	Charles McCabe	34.132	14	11	50.224	9	17	25.691	4	14	1:50.047	1:51.099	13
11	47	Brian Jolliffe	35.455	8	18	49.686	5	15	26.523	1	17	1:51.664	1:51.950	5
12	28	Anthony Goddard	34.634	12	15	50.144	12	16	26.166	14	16	1:50.944	1:51.460	12
13	15	David Wenman	35.204	11	16	50.303	11	18	26.957	1	18	1:52.464	1:52.537	11
14	45	Scotty Taylor	37.826	7	19	53.703	5	19	27.877	1	19	1:59.406	2:00.175	7
15	41	Brian Maile	37.934	4	20	53.778	4	20	28.103	4	20	1:59.815	1:59.815	4
16	29	Nick Fennell	32.115	10	3	44.892	6	3	24.177	5	6	1:41.184	1:41.522	6
17	12	Rudi Friedrichs	32.772	3	6	46.060	5	6	24.054	5	4	1:42.886	1:42.997	5
18	8	Tony Ditheridge	35.284	3	17	49.629	5	14	26.088	3	15	1:51.001	1:51.778	3
19	61	Rainer Ott	33.867	2	10	48.180	2	12	25.072	3	10	1:47.119	1:47.334	2
20	18	Will Nuthall	33.532	3	8	47.222	1	8	24.092	2	5	1:44.846	1:45.549	2



Session Start: 15:24:22 - Finish: 15:49:55

Weather/Track Conditions: Sun/Dry

Circuit: Brands Hatch Grand Prix Circuit

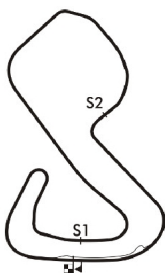
Track Length: 3.916 Km - 2.4330 miles

'Legends of Brands Hatch' Historic Race Meeting - 1 - 3 Jul 2016

HGPCA Pre '66 Grand Prix Cars

Race 9 - Best Sector Speeds

	NO	SECTOR 1	MPH	NO	SECTOR 2	MPH	NO	SECTOR 3	MPH
1	11	Jon Fairley	105.7		NO SPEED TRAP		18	Will Nuthall	131.5
2	22	Peter Horsman	104.7			11	Jon Fairley	131.2	
3	24	Miles Griffiths	101.9			22	Peter Horsman	130.5	
4	12	Rudi Friedrichs	99.9			2	Rod Jolley	128.0	
5	29	Nick Fennell	99.9			12	Rudi Friedrichs	128.0	
6	61	Rainer Ott	99.5			61	Rainer Ott	126.3	
7	2	Rod Jolley	98.9			5	Tony Smith	124.2	
8	37	Eddy Perk	98.0			29	Nick Fennell	124.2	
9	5	Tony Smith	96.5			14	Malcolm Cook	123.3	
10	7	Paul Griffin	94.0			71	Alan Baillie	123.1	
11	71	Alan Baillie	93.6			7	Paul Griffin	120.7	
12	14	Malcolm Cook	93.0			24	Miles Griffiths	120.7	
13	16	Charles McCabe	91.1			37	Eddy Perk	120.2	
14	47	Brian Jolliffe	85.8			16	Charles McCabe	117.3	
15	45	Scotty Taylor	85.7			8	Tony Ditheridge	114.3	
16	28	Anthony Goddard	85.4			47	Brian Jolliffe	114.3	
17	8	Tony Ditheridge	85.2			28	Anthony Goddard	113.7	
18	18	Will Nuthall	85.2			15	David Wenman	110.0	
19	15	David Wenman	83.0			45	Scotty Taylor	108.9	
20	41	Brian Maile	80.4			41	Brian Maile	104.1	



Session Start: 15:24:22 - Finish: 15:49:55
Weather/Track Conditions: Sun/Dry
Circuit: Brands Hatch Grand Prix Circuit
Track Length: 3.916 Km - 2.4330 miles

'Legends of Brands Hatch' Historic Race Meeting - 1 - 3 Jul 2016

HGPCA Pre '66 Grand Prix Cars

Race 9 - Lap Chart

Lap 1			Lap 2			Lap 3			Lap 4			Lap 5			Lap 6		
NO	Behind	Laptime	NO	Behind	Laptime	NO	Behind	Laptime	NO	Behind	Laptime	NO	Behind	Laptime	NO	Behind	Laptime
11		1:46.575	11		1:41.875	11		1:42.311	11		1:43.002	11		1:41.900	11		1:43.110
24	1.954	1:48.529	24	4.845	1:44.766	24	6.674	1:44.140	22	7.876	1:42.669	22	6.805	1:40.829	41	1 LAP	2:01.178
12	4.428	1:51.003	29	7.602	1:43.193	29	7.489	1:42.198	29	8.567	1:44.080	29	8.190	1:41.523	29	6.602	1:41.522
29	6.284	1:52.859	22	8.512	1:43.380	22	8.209	1:42.008	24	9.184	1:45.512	24	9.963	1:42.679	22	6.771	1:43.076
2	6.776	1:53.351	12	8.824	1:46.271	12	9.980	1:43.467	2	11.077	1:43.630	2	11.181	1:42.004	2	10.927	1:42.856
37	6.909	1:53.484	2	8.988	1:44.087	2	10.449	1:43.772	12	11.341	1:44.363	12	12.438	1:42.997	24	12.722	1:45.869
22	7.007	1:53.582	37	12.614	1:47.580	37	17.741	1:47.438	37	21.107	1:46.368	37	25.238	1:46.031	37	32.072	1:49.944
61	8.573	1:55.148	61	14.032	1:47.334	61	20.288	1:48.567	71	29.476	1:48.429	71	34.238	1:46.662	71	39.299	1:48.171
71	9.248	1:55.823	18	14.214	1:45.549	71	24.049	1:49.400	14	35.312	1:50.092	14	42.406	1:48.994	14	48.185	1:48.889
18	10.540	1:57.115	71	16.960	1:49.587	14	28.222	1:49.461	5	44.713	1:52.715	5	52.469	1:49.656	5	1:00.186	1:50.827
14	11.784	1:58.359	14	21.072	1:51.163	5	35.000	1:50.785	47	49.389	1:53.425	47	59.439	1:51.950	47	1:10.976	1:54.647
5	16.210	2:02.785	5	26.526	1:52.191	47	38.966	1:53.153	8	49.687	1:53.265	16	1:04.748	1:53.977	7	1:13.747	1:51.053
47	16.482	2:03.057	47	28.124	1:53.517	8	39.424	1:51.778	16	52.671	1:52.920	7	1:05.804	1:54.241	16	1:14.753	1:53.115
8	17.574	2:04.149	8	29.957	1:54.258	16	42.753	1:53.376	7	53.463	1:52.979	15	1:12.981	1:58.092	15	1:26.171	1:56.300
15	18.392	2:04.967	16	31.688	1:54.071	7	43.486	1:53.314	15	56.789	1:54.806	28	1:14.205	1:56.122	28	1:26.429	1:55.334
16	19.492	2:06.067	7	32.483	1:53.478	15	44.985	1:53.892	28	59.983	1:54.189	45	1:41.856	2:00.253			
7	20.880	2:07.455	15	33.404	1:56.887	28	48.796	1:54.195	45	1:23.503	2:00.647						
28	22.361	2:08.936	28	36.912	1:56.426	45	1:05.858	2:02.877	41	1:27.148	1:59.815						
45	25.596	2:12.171	45	45.292	2:01.571	41	1:10.335	2:02.237									
41	28.068	2:14.643	41	50.409	2:04.216												

Session Start: 15:24:22 - Finish: 15:49:55

Weather/Track Conditions: Sun/Dry

Circuit: Brands Hatch Grand Prix Circuit

Track Length: 3.916 Km - 2.4330 miles

'Legends of Brands Hatch' Historic Race Meeting - 1 - 3 Jul 2016

HGPCA Pre '66 Grand Prix Cars

Race 9 - Lap Chart

Lap 7			Lap 8			Lap 9			Lap 10			Lap 11			Lap 12		
NO	Behind	Laptime	NO	Behind	Laptime	NO	Behind	Laptime	NO	Behind	Laptime	NO	Behind	Laptime	NO	Behind	Laptime
11		1:44.605	11		1:43.490	11		1:43.164	11		1:41.359	11		1:40.099	11		1:40.515
22	4.816	1:42.650	22	2.847	1:41.521	28	1 LAP	1:52.622	22	0.812	1:41.232	22	1.650	1:40.937	22	1.671	1:40.536
29	6.316	1:44.319	29	6.262	1:43.436	22	0.939	1:41.256	16	1 LAP	1:52.767	7	1 LAP	1:51.815	41	2 LAPS	2:02.544
2	11.288	1:44.966	2	11.426	1:43.628	15	1 LAP	1:55.726	47	1 LAP	1:57.465	16	1 LAP	1:51.481	7	1 LAP	1:49.437
24	13.348	1:45.231	24	14.381	1:44.523	29	5.331	1:42.233	29	8.315	1:44.343	2	17.699	1:43.969	2	21.035	1:43.851
45	1 LAP	2:02.093	45	1 LAP	2:00.175	2	11.213	1:42.951	2	13.829	1:43.975	24	20.034	1:43.538	24	21.573	1:42.054
41	1 LAP	2:02.759	41	1 LAP	2:01.759	24	14.238	1:43.021	28	1 LAP	1:54.819	47	1 LAP	1:55.869	16	1 LAP	1:53.313
37	42.401	1:54.934	37	47.139	1:48.228	37	52.624	1:48.649	24	16.595	1:43.716	28	1 LAP	1:53.272	47	1 LAP	1:54.604
71	43.779	1:49.085	71	50.517	1:50.228	45	1 LAP	2:03.865	15	1 LAP	1:54.560	15	1 LAP	1:53.935	28	1 LAP	1:51.910
14	51.664	1:48.084	14	56.542	1:48.368	71	57.376	1:50.023	37	1:00.269	1:49.004	37	1:09.650	1:49.480	15	1 LAP	1:52.537
5	1:04.835	1:49.254	5	1:09.597	1:48.252	41	1 LAP	2:03.569	71	1:06.442	1:50.425	71	1:14.535	1:48.192	37	1:18.432	1:49.297
7	1:19.729	1:50.587	7	1:26.367	1:50.128	14	1:02.417	1:49.039	14	1:11.782	1:50.724	14	1:22.544	1:50.861	71	1:21.381	1:47.361
47	1:20.797	1:54.426	47	1:31.599	1:54.292	5	1:15.745	1:49.312	45	1 LAP	2:04.113	5	1:33.256	1:49.926	14	1:32.333	1:50.304
16	1:23.262	1:53.114	16	1:32.623	1:52.851	7	1:34.545	1:51.342	41	1 LAP	2:04.490	45	1 LAP	2:02.395			
28	1:34.745	1:52.921							5	1:23.429	1:49.043						
15	1:36.111	1:54.545															

Session Start: 15:24:22 - Finish: 15:49:55

Weather/Track Conditions: Sun/Dry

Circuit: Brands Hatch Grand Prix Circuit

Track Length: 3.916 Km - 2.4330 miles

'Legends of Brands Hatch' Historic Race Meeting - 1 - 3 Jul 2016

HGPCA Pre '66 Grand Prix Cars

Race 9 - Lap Chart

Lap 13			Lap 14			Lap 15		
NO	Behind	Laptime	NO	Behind	Laptime	NO	Behind	Laptime
11		1:41.264	11		1:40.879	11		1:39.594
5	1 LAP	1:49.069	14	1 LAP	1:49.960	22	1.126	1:39.738
22	1.758	1:41.351	22	0.982	1:40.103	14	1 LAP	1:50.637
45	2 LAPS	2:02.227	5	1 LAP	1:48.735	5	1 LAP	1:48.226
7	1 LAP	1:50.117	2	26.833	1:44.859	2	30.185	1:42.946
2	22.853	1:43.082	24	27.378	1:45.004	24	30.498	1:42.714
24	23.253	1:42.944	7	1 LAP	1:51.418	7	1 LAP	1:52.164
41	2 LAPS	2:04.370	45	2 LAPS	2:00.636	16	1 LAP	1:51.240
16	1 LAP	1:51.855	16	1 LAP	1:51.099	45	2 LAPS	2:02.077
47	1 LAP	1:53.823	41	2 LAPS	2:05.215	47	1 LAP	1:52.852
28	1 LAP	1:51.460	47	1 LAP	1:53.665	28	1 LAP	1:52.666
15	1 LAP	1:55.361	28	1 LAP	1:52.221	41	2 LAPS	2:04.706
37	1:24.884	1:47.716	15	1 LAP	1:55.629	15	1 LAP	1:56.865
71	1:27.305	1:47.188	37	1:30.807	1:46.802	37	1:37.223	1:46.010
			71	1:33.483	1:47.057	71	1:42.424	1:48.535

Session Start: 15:24:22 - Finish: 15:49:55
Weather/Track Conditions: Sun/Dry
Circuit: Brands Hatch Grand Prix Circuit
Track Length: 3.916 Km - 2.4330 miles

'Legends of Brands Hatch' Historic Race Meeting - 1 - 3 Jul 2016

HSCC/FJHRA Historic Formula Junior Rear Engine 1962-1963

Race 10 - Classification

Sheet No:

POS	NO	DRIVER/S	CLASS	CLASS POS	CAR MAKE / MODEL	TIME	LAPS	GAP	DIFF	MPH	BEST	ON
1	79	Andrew Hibberd	E1	1	Lotus 22	20:21.327	11	-- 11 laps		78.88	1:40.045	9
2	68	James Murray	E1	2	Lola Mk5A	20:23.355	11	2.028	2.028	78.75	1:40.010	10
3	66	Cameron Jackson	E1	3	Brabham BT2	20:24.500	11	3.173	1.145	78.68	1:40.588	5
4	53	Sam Wilson	E1	4	Lotus 20/22	20:24.656	11	3.329	0.156	78.67	1:40.103	9
5	55	Manfredo Rossi Di Montelera	E1	5	Lotus 22	20:25.367	11	4.040	0.711	78.62	1:40.650	3
6	57	Callum Grant	E1	6	Merlyn Mk5/7	20:25.885	11	4.558	0.518	78.59	1:40.254	9
7	92	Westie Mitchell	E1	7	De Tomaso 63	20:26.526	11	5.199	0.641	78.55	1:40.377	9
8	86	Jack Woodhouse	E1	8	Brabham BT6	20:31.316	11	9.989	4.790	78.24	1:40.481	10
9	153	Philipp Buhofer	E1	9	Lola Mk5A	20:32.680	11	11.353	1.364	78.16	1:42.015	3
10	89	Mark Pangborn	E1	10	Lotus 20B	20:34.168	11	12.841	1.488	78.06	1:42.205	9
11	61	Simon Diffey	E1	11	Lotus 20	20:36.465	11	15.138	2.297	77.92	1:43.185	11
12	58	Richard Smeeton	E1	12	Wainer 63	20:37.002	11	15.675	0.537	77.88	1:42.296	9
13	127	Martin Bullock	E1	13	Lotus 27	20:43.560	11	22.233	6.558	77.47	1:43.881	9
14	75	Alex Morton	E1	14	Lightning Envoyette	20:43.828	11	22.501	0.268	77.45	1:43.737	9
15	74	Iain Rowley	E1	15	Lola Mk5	20:46.534	11	25.207	2.706	77.29	1:44.614	9
16	80	Nicholas Fennell	E1	16	Lotus 27	20:47.170	11	25.843	0.636	77.25	1:42.162	9
17	82	Andrew Garside	E1	17	Lotus 20	20:47.186	11	25.859	0.016	77.25	1:44.521	10
18	93	Rudolf Ernst	E1	18	Brabham BT2	20:51.967	11	30.640	4.781	76.95	1:45.577	9
19	90	Andrew Hayden	E1	19	Lotus 22	20:52.266	11	30.939	0.299	76.93	1:44.903	9
20	77	Marc Amez-Droz	E1	20	Brabham BT6	20:56.359	11	35.032	4.093	76.68	1:46.816	9
21	50	David Innes	E1	21	Lotus 27	21:06.031	11	44.704	9.672	76.10	1:48.405	9
22	73	Peter Anstiss	E1	22	Lotus 20/22	21:06.332	11	45.005	0.301	76.08	1:48.553	9
23	194	Johannes Kistler	E1	23	Lotus 22	21:06.713	11	45.386	0.381	76.06	1:48.534	10
24	98	Chris Merrick	E1	24	Cooper T59	21:07.487	11	46.160	0.774	76.01	1:48.488	10
25	84	Caroline Rossi Di Montelera	E1	25	Brabham BT6	21:08.246	11	46.919	0.759	75.96	1:48.366	9
26	62	Jan Goeckmann	E1	26	Gemini Mk4	21:25.487	11	1:04.160	17.241	74.94	1:51.497	11
27	177	Richard Nitschke	E1	27	Elfin Catalina	21:27.437	11	1:06.110	1.950	74.83	1:52.845	8
28	63	Jason Williams	E1	28	Lotus 20	20:28.456	10	-- 10 laps	54.565	71.30	1:57.693	8
29	96	Malcolm Wishart	E2	1	Cooper T65	20:35.579	10	7.123	7.123	70.89	1:59.604	2
----- NOT CLASSIFIED -----												
DNF	72	Tom De Gres	E2		Cooper T59	21:18.360	6	-- 6 laps --	8:48.984	41.10	2:01.375	2
DNF	69	Stuart Roach	E1		Alexis Mk4	5:17.852	3	-- 3 laps --		82.67	1:42.219	3
DNF	179	Pietro Vergnano	E1		Brabham BT6	2:34.239	1	-- 1 laps --	42.513	56.78		

----- FASTEST LAP SUMMARY -----

NO	DRIVER/S	CLASS	CAR MAKE / MODEL	FASTEST LAP	ON	MPH
68	James Murray	E1	Lola Mk5A	1:40.010	10	87.58
96	Malcolm Wishart	E2	Cooper T65	1:59.604	2	73.23

Car 153 No working transponder.

Session Start: 16:03:26 - Finish: 16:23:47
 Weather/Track Conditions: Sun/Dry
 Circuit: Brands Hatch Grand Prix Circuit
 Track Length: 3.916 Km - 2.4330 miles

These results are provisional until the conclusion of any judicial and technical matters.

Clerk of the Course: <div style="text-align: right;">Julian Floyd</div>	Timekeeper: <div style="text-align: right;">Nick Palmer</div>	Issued at:
--	--	------------

'Legends of Brands Hatch' Historic Race Meeting - 1 - 3 Jul 2016

HSCC/FJHRA Historic Formula Junior Rear Engine 1962-1963

Race 10 - Sector Analysis

50 David Innes (E1)									Lotus 27										
lap	Sect-1	Speed	Sect-2	Speed	Sect-3	Speed	TopSpeed	laptime	pit	lap	Sect-1	Speed	Sect-2	Speed	Sect-3	Speed	Topspeed	laptime	pit
1		88.2	50.732		26.367	110.6		2:04.356		7	35.974	67.4	1:03.648		35.161	111.3		2:14.783	
2	34.979	87.7	49.949		26.288	113.0		1:51.216		8	34.373	85.0	48.768		25.921	<u>113.7</u>		1:49.062	
3	34.556	87.4	49.571		26.550	112.0		1:50.677		9	<u>34.033</u>	88.6	<u>48.731</u>		<u>25.641</u>	<u>113.7</u>		<u>1:48.405</u>	
4	35.819	80.7	50.288		26.163	111.1		1:52.270		10	34.440	88.4	49.138		26.054	113.0		1:49.632	
5	34.835	85.6	50.115		27.847	106.9		1:52.797		11	34.198	<u>89.2</u>	49.369		26.127	108.2		1:49.694	
6	37.659	81.6	56.737		28.743	105.7		2:03.139		12									

53 Sam Wilson (E1)									Lotus 20/22										
lap	Sect-1	Speed	Sect-2	Speed	Sect-3	Speed	TopSpeed	laptime	pit	lap	Sect-1	Speed	Sect-2	Speed	Sect-3	Speed	Topspeed	laptime	pit
1		92.6	46.543		24.556	120.2		1:51.018		7	48.102	44.9	1:08.525		36.078	118.3		2:32.705	
2	32.110	96.3	46.695		24.459	119.4		1:43.264		8	32.538	96.3	45.675		23.990	119.4		1:42.203	
3	32.250	96.6	45.364		24.128	119.0		1:41.742		9	<u>31.627</u>	97.6	<u>44.427</u>		24.049	120.4		<u>1:40.103</u>	
4	31.884	97.0	45.158		23.829	118.7		1:40.871		10	32.094	95.9	45.248		23.787	<u>120.9</u>		1:41.129	
5	31.923	95.9	44.739		23.900	119.2		1:40.562		11	31.817	<u>98.4</u>	45.666		<u>23.754</u>	116.7		1:41.237	
6	34.622	46.0	1:15.881		39.319	55.0		2:29.822		12									

55 Manfredo Rossi Di Montelera (E1)									Lotus 22										
lap	Sect-1	Speed	Sect-2	Speed	Sect-3	Speed	TopSpeed	laptime	pit	lap	Sect-1	Speed	Sect-2	Speed	Sect-3	Speed	Topspeed	laptime	pit
1		91.7	47.027		24.479	118.1		1:50.500		7	48.243	54.0	1:08.920		36.401	117.1		2:33.564	
2	32.368	94.0	45.055		24.327	<u>119.0</u>		1:41.750		8	32.630	95.6	45.336		23.979	<u>119.0</u>		1:41.945	
3	<u>31.834</u>	92.5	44.814		24.002	<u>117.7</u>		<u>1:40.650</u>		9	31.883	95.9	<u>44.617</u>		24.252	117.9		1:40.752	
4	32.096	94.7	45.026		24.127	<u>119.0</u>		1:41.249		10	32.410	93.3	45.404		24.027	117.9		1:41.841	
5	31.942	90.9	44.820		<u>23.955</u>	<u>119.0</u>		1:40.717		11	32.129	<u>96.9</u>	45.264		24.003	117.5		1:41.396	
6	35.352	49.0	1:16.497		39.154	59.1		2:31.003		12									

57 Callum Grant (E1)									Merlyn Mk5/7										
lap	Sect-1	Speed	Sect-2	Speed	Sect-3	Speed	TopSpeed	laptime	pit	lap	Sect-1	Speed	Sect-2	Speed	Sect-3	Speed	Topspeed	laptime	pit
1		91.2	46.378		25.212	116.5		1:53.767		7	48.574	43.8	1:08.322		36.088	116.3		2:32.984	
2	32.938	92.6	45.616		24.724	116.7		1:43.278		8	32.531	93.8	45.340		24.079	<u>118.7</u>		1:41.950	
3	32.269	94.2	46.374		24.250	116.7		1:42.893		9	<u>31.536</u>	<u>96.1</u>	<u>44.725</u>		23.993	118.3		<u>1:40.254</u>	
4	31.995	95.8	46.878		24.239	115.5		1:43.112		10	32.328	94.2	45.126		24.094	117.5		1:41.548	
5	31.841	93.9	45.326		24.155	116.3		1:41.322		11	32.151	94.3	45.127		<u>23.990</u>	115.5		1:41.268	
6	32.516	73.8	1:12.412		38.581	53.1		2:23.509		12									

58 Richard Smeeton (E1)									Wainer 63										
lap	Sect-1	Speed	Sect-2	Speed	Sect-3	Speed	TopSpeed	laptime	pit	lap	Sect-1	Speed	Sect-2	Speed	Sect-3	Speed	Topspeed	laptime	pit
1		92.2	47.649		25.058	118.1		1:54.753		7	49.093	37.7	1:08.028		35.604	116.7		2:32.725	
2	32.876	92.1	46.405		24.863	118.1		1:44.144		8	32.940	91.0	47.127		24.681	118.7		1:44.748	
3	32.503	92.5	46.341		24.886	119.0		1:43.730		9	<u>32.013</u>	92.7	<u>45.834</u>		<u>24.449</u>	118.3		<u>1:42.296</u>	
4	32.770	92.9	46.047		24.783	117.7		1:43.600		10	32.362	<u>93.8</u>	46.009		24.487	<u>119.2</u>		1:42.858	
5	32.548	91.6	46.458		25.060	117.9		1:44.066		11	32.302	92.6	46.498		24.491	115.1		1:43.291	
6	35.281	75.2	1:07.495		38.015	62.1		2:20.791		12									

61 Simon Diffey (E1)									Lotus 20										
lap	Sect-1	Speed	Sect-2	Speed	Sect-3	Speed	TopSpeed	laptime	pit	lap	Sect-1	Speed	Sect-2	Speed	Sect-3	Speed	Topspeed	laptime	pit
1		92.4	47.509		25.162	116.1		1:54.311		7	49.008	37.5	1:07.883		35.728	115.9		2:32.619	
2	32.983	94.0	46.236		24.687	<u>117.3</u>		1:43.906		8	33.013	<u>95.1</u>	46.095		24.690	<u>117.3</u>		1:43.798	
3	32.667	94.2	46.383		25.083	115.9		1:44.133		9	32.651	94.4	45.946		24.794	116.3		1:43.391	
4	32.473	94.6	<u>45.906</u>		24.918	115.1		1:43.297		10	33.073	93.4	46.279		24.788	115.7		1:44.140	
5	32.808	93.9	45.974		25.090	116.3		1:43.872		11	<u>32.412</u>	93.4	46.214		<u>24.559</u>	116.7		<u>1:43.185</u>	
6	33.058	82.7	1:08.480		38.275	55.0		2:19.813		12									

62 Jan Goeckmann (E1)									Gemini Mk4										
lap	Sect-1	Speed	Sect-2	Speed	Sect-3	Speed	TopSpeed	laptime	pit	lap	Sect-1	Speed	Sect-2	Speed	Sect-3	Speed	Topspeed	laptime	pit
1		87.2	52.503		28.018	107.6		2:10.473		7	36.972	81.6	53.183		31.194	108.2		2:01.349	
2	36.798	83.3	52.403		27.472	108.9		1:56.673		8	35.797	86.1	50.833		26.688	110.4		1:53.318	
3	35.833	86.5	51.278		27.001	109.7		1:54.112		9	35.424	86.8	50.469		26.678	111.5		1:52.571	
4	35.696	86.1	51.750		27.366	109.3		1:54.812		10	34.831	87.7	52.624		<u>26.246</u>	<u>112.6</u>		1:53.701	
5	35.299	86.4	53.258		28.632	102.8		1:57.189		11	<u>34.580</u>	<u>89.4</u>	<u>50.387</u>		26.530	109.3		<u>1:51.497</u>	
6	37.621	78.3	53.471		28.700	106.4		1:59.792		12									



Session Start: 16:03:26 - Finish: 16:23:47
 Weather/Track Conditions: Sun/Dry
 Circuit: Brands Hatch Grand Prix Circuit
 Track Length: 3.916 Km - 2.4330 miles

'Legends of Brands Hatch' Historic Race Meeting - 1 - 3 Jul 2016

HSCC/FJHRA Historic Formula Junior Rear Engine 1962-1963

Race 10 - Sector Analysis

63 Jason Williams (E1)									Lotus 20								
lap	Sect-1	Speed	Sect-2	Speed	Sect-3	Speed	TopSpeed	laptime pit	lap	Sect-1	Speed	Sect-2	Speed	Sect-3	Speed	Topspeed	laptime pit
1		75.8	54.587		29.096	101.4		2:14.783	6	39.311	67.9	55.319		29.126	99.6		2:03.756
2	38.752	73.3	54.830		28.861	100.6		2:02.443	7	38.861	76.5	55.161		28.340	101.4		2:02.362
3	38.145	76.1	54.094		28.688	100.0		2:00.927	8	37.189	77.9	52.325		28.179	101.1		1:57.693
4	38.341	70.7	54.897		28.823	100.2		2:02.061	9	36.810	77.9	52.714		28.560	100.5		1:58.084
5	38.210	62.9	58.239		29.867	94.2		2:06.316	10	37.026	93.5	53.341		29.664	101.6		2:00.031

66 Cameron Jackson (E1)									Brabham BT2								
lap	Sect-1	Speed	Sect-2	Speed	Sect-3	Speed	TopSpeed	laptime pit	lap	Sect-1	Speed	Sect-2	Speed	Sect-3	Speed	Topspeed	laptime pit
1		94.8	46.166		24.518	115.5		1:49.110	7	47.554	48.1	1:09.706		36.792	114.5		2:34.052
2	31.968	94.2	45.544		24.230	115.9		1:41.742	8	32.096	95.5	45.773		24.057	117.1		1:41.926
3	31.753	94.8	45.175		24.180	117.5		1:41.108	9	31.579	95.1	44.698		24.888	114.9		1:41.165
4	32.176	93.3	45.379		24.159	116.5		1:41.714	10	31.931	95.1	45.035		24.297	116.1		1:41.263
5	31.641	95.2	44.764		24.183	117.1		1:40.588	11	31.724	95.6	45.040		24.490	116.1		1:41.254
6	34.664	49.0	1:16.722		39.192	63.2		2:30.578	12								

68 James Murray (E1)									Lola Mk5A								
lap	Sect-1	Speed	Sect-2	Speed	Sect-3	Speed	TopSpeed	laptime pit	lap	Sect-1	Speed	Sect-2	Speed	Sect-3	Speed	Topspeed	laptime pit
1		92.5	45.024		24.829	115.7		1:47.249	7	47.613	44.5	1:09.364		36.685	117.1		2:33.662
2	32.169	93.4	45.295		24.348	116.1		1:41.812	8	31.971	95.6	45.774		24.070	119.6		1:41.815
3	32.161	93.8	45.978		24.476	119.0		1:42.615	9	31.783	95.1	44.529		24.488	117.5		1:40.800
4	32.431	95.0	45.515		24.262	118.3		1:42.208	10	31.639	95.6	44.347		24.024	117.5		1:40.010
5	31.948	95.9	44.628		24.037	119.8		1:40.613	11	31.510	93.1	45.771		24.173	117.1		1:41.454
6	34.968	45.5	1:16.587		39.562	58.4		2:31.117	12								

69 Stuart Roach (E1)									Alexis Mk4								
lap	Sect-1	Speed	Sect-2	Speed	Sect-3	Speed	TopSpeed	laptime pit	lap	Sect-1	Speed	Sect-2	Speed	Sect-3	Speed	Topspeed	laptime pit
1		91.9	46.631		24.827	116.9		1:51.726	3	32.243	95.1	45.539		24.437	116.9		1:42.219
2	32.329	94.3	46.544		25.034	118.3		1:43.907	4								

72 Tom De Gres (E2)									Cooper T59								
lap	Sect-1	Speed	Sect-2	Speed	Sect-3	Speed	TopSpeed	laptime pit	lap	Sect-1	Speed	Sect-2	Speed	Sect-3	Speed	Topspeed	laptime pit
1		80.9	49.973		29.112	96.3		2:16.907	4	39.854	69.7	54.767		28.283	100.3		2:02.904
2	39.206	75.4	54.287		27.882	104.7		2:01.375	5	39.758	56.4	1:09.639		In			9:58.107 P
3	39.748	79.8	57.360		28.623	98.0		2:05.731	6	Out	72.2	1:10.608		In			2:53.336 P

73 Peter Anstiss (E1)									Lotus 20/22								
lap	Sect-1	Speed	Sect-2	Speed	Sect-3	Speed	TopSpeed	laptime pit	lap	Sect-1	Speed	Sect-2	Speed	Sect-3	Speed	Topspeed	laptime pit
1		90.0	49.973		26.238	111.1		2:02.853	7	35.531	64.0	1:04.179		35.132	110.7		2:14.842
2	34.725	88.7	49.748		26.338	111.5		1:50.811	8	34.610	83.9	49.969		25.758	113.0		1:50.337
3	35.369	84.7	49.183		25.911	111.8		1:50.463	9	34.062	88.1	48.652		25.839	112.4		1:48.553
4	34.485	75.8	50.177		26.089	111.1		1:50.751	10	34.232	89.5	49.105		26.227	111.5		1:49.564
5	33.923	85.6	49.097		30.584	88.2		1:53.604	11	34.392	88.7	48.900		26.202	111.7		1:49.494
6	39.146	77.4	57.187		28.727	108.6		2:05.060	12								

74 Iain Rowley (E1)									Lola Mk5								
lap	Sect-1	Speed	Sect-2	Speed	Sect-3	Speed	TopSpeed	laptime pit	lap	Sect-1	Speed	Sect-2	Speed	Sect-3	Speed	Topspeed	laptime pit
1		86.4	48.306		26.110	113.7		1:57.055	7	49.241	42.9	1:08.160		35.062	113.9		2:32.463
2	33.545	90.6	47.516		25.871	113.7		1:46.932	8	33.715	91.0	46.760		26.138	114.7		1:46.613
3	34.709	89.2	47.222		25.624	114.1		1:47.555	9	32.825	91.4	46.334		25.455	114.7		1:44.614
4	33.334	90.5	46.904		25.731	114.3		1:45.969	10	33.224	92.6	46.476		25.195	114.5		1:44.895
5	33.247	91.7	46.878		25.539	112.6		1:45.664	11	33.075	91.9	46.683		25.258	113.2		1:45.016
6	36.029	81.6	55.940		37.789	69.3		2:09.758	12								



Session Start: 16:03:26 - Finish: 16:23:47
 Weather/Track Conditions: Sun/Dry
 Circuit: Brands Hatch Grand Prix Circuit
 Track Length: 3.916 Km - 2.4330 miles

'Legends of Brands Hatch' Historic Race Meeting - 1 - 3 Jul 2016

HSCC/FJHRA Historic Formula Junior Rear Engine 1962-1963

Race 10 - Sector Analysis

75 Alex Morton (E1)									Lightning Envoyette										
lap	Sect-1	Speed	Sect-2	Speed	Sect-3	Speed	TopSpeed	laptime	pit	lap	Sect-1	Speed	Sect-2	Speed	Sect-3	Speed	Topspeed	laptime	pit
1		86.7	47.797		26.377	113.0		1:57.139		7	49.671	38.7	1:07.928		35.315	115.3		2:32.914	
2	33.772	88.8	47.765		25.022	116.7		1:46.559		8	33.432	92.5	46.936		25.148	118.1		1:45.516	
3	33.373	90.7	46.880		25.163	116.7		1:45.416		9	33.036	92.9	46.136		24.565	118.7		1:43.737	
4	33.778	85.9	47.293		24.886	116.9		1:45.957		10	33.058	91.2	47.064		24.677	117.7		1:44.799	
5	33.302	89.3	48.302		24.918	106.5		1:46.522		11	33.006	92.2	47.609		24.422	118.5		1:45.037	
6	35.888	75.6	56.837		37.507	65.8		2:10.232		12									

77 Marc Amez-Droz (E1)									Brabham BT6										
lap	Sect-1	Speed	Sect-2	Speed	Sect-3	Speed	TopSpeed	laptime	pit	lap	Sect-1	Speed	Sect-2	Speed	Sect-3	Speed	Topspeed	laptime	pit
1		88.7	50.685		26.714	111.3		2:04.989		7	35.753	67.8	1:03.935		34.793	110.9		2:14.481	
2	34.961	89.4	49.946		26.599	114.5		1:51.506		8	34.103	90.4	47.131		25.733	114.9		1:46.967	
3	35.148	89.3	48.670		26.184	110.6		1:50.002		9	34.276	91.0	46.987		25.553	115.3		1:46.816	
4	35.375	85.9	48.194		25.864	113.9		1:49.433		10	34.261	90.3	47.192		25.431	114.7		1:46.884	
5	33.942	90.1	48.396		30.965	89.1		1:53.303		11	33.694	91.0	47.317		26.255	113.7		1:47.266	
6	39.016	83.7	57.007		28.689	110.0		2:04.712		12									

79 Andrew Hibberd (E1)									Lotus 22										
lap	Sect-1	Speed	Sect-2	Speed	Sect-3	Speed	TopSpeed	laptime	pit	lap	Sect-1	Speed	Sect-2	Speed	Sect-3	Speed	Topspeed	laptime	pit
1		94.3	45.390		24.619	117.3		1:47.749		7	47.822	55.0	1:09.651		37.649	116.5		2:35.122	
2	32.146	95.8	45.125		24.239	119.2		1:41.510		8	32.261	95.4	45.349		24.002	118.3		1:41.612	
3	32.118	93.4	45.648		24.441	117.3		1:42.207		9	31.430	97.0	44.683		23.932	118.7		1:40.045	
4	31.942	96.2	45.016		24.072	118.3		1:41.030		10	31.478	96.9	44.709		24.047	118.3		1:40.234	
5	31.888	96.1	45.267		24.101	118.1		1:41.256		11	31.874	96.5	45.104		24.050	118.5		1:41.028	
6	34.756	50.7	1:16.424		38.354	69.9		2:29.534		12									

80 Nicholas Fennell (E1)									Lotus 27										
lap	Sect-1	Speed	Sect-2	Speed	Sect-3	Speed	TopSpeed	laptime	pit	lap	Sect-1	Speed	Sect-2	Speed	Sect-3	Speed	Topspeed	laptime	pit
1		92.7	47.338		25.071	117.5		1:53.499		7	48.863	36.1	1:08.177		36.021	117.3		2:33.061	
2	33.168	95.8	46.399		24.662	119.8		1:44.229		8	32.980	94.8	48.670		25.997	120.7		1:47.647	
3	32.766	93.8	46.104		24.794	118.5		1:43.664		9	32.095	96.2	45.497		24.570	119.8		1:42.162	
4	32.274	95.9	46.579		24.605	119.6		1:43.458		10	40.946	93.6	46.211		24.969	118.1		1:52.126	
5	32.248	97.2	46.892		26.068	118.1		1:45.208		11	32.226	95.2	45.543		24.585	119.6		1:42.354	
6	34.231	81.5	1:07.545		37.986	55.3		2:19.762		12									

82 Andrew Garside (E1)									Lotus 20										
lap	Sect-1	Speed	Sect-2	Speed	Sect-3	Speed	TopSpeed	laptime	pit	lap	Sect-1	Speed	Sect-2	Speed	Sect-3	Speed	Topspeed	laptime	pit
1		84.3	49.322		25.628	117.5		1:59.570		7	49.348	44.9	1:08.119		34.906	117.3		2:32.373	
2	34.068	92.0	48.393		25.182	117.1		1:47.643		8	33.829	87.8	46.977		25.565	118.3		1:46.371	
3	33.975	90.3	47.761		25.093	116.3		1:46.829		9	33.295	91.0	46.612		25.313	119.2		1:45.220	
4	33.622	87.7	47.990		25.212	115.5		1:46.824		10	33.573	88.2	46.168		24.780	117.3		1:44.521	
5	33.673	89.3	47.530		25.496	110.9		1:46.699		11	33.225	86.7	47.230		24.965	109.3		1:45.420	
6	36.111	77.0	52.136		37.469	69.3		2:05.716		12									

84 Caroline Rossi Di Montelera (E1)									Brabham BT6										
lap	Sect-1	Speed	Sect-2	Speed	Sect-3	Speed	TopSpeed	laptime	pit	lap	Sect-1	Speed	Sect-2	Speed	Sect-3	Speed	Topspeed	laptime	pit
1		89.5	51.366		27.670	111.3		2:07.314		7	35.951	89.1	58.669		36.325	109.7		2:10.945	
2	35.694	89.4	53.282		26.968	112.2		1:55.944		8	35.550	89.2	49.169		25.738	113.7		1:50.457	
3	35.476	90.7	50.990		27.393	110.9		1:53.859		9	34.066	91.6	48.713		25.587	115.1		1:48.366	
4	34.803	90.5	52.174		26.713	112.4		1:53.690		10	33.743	92.0	48.961		25.966	114.5		1:48.670	
5	35.212	91.0	52.243		27.777	110.7		1:55.232		11	33.961	91.7	49.219		25.761	114.5		1:48.941	
6	36.070	88.1	52.149		26.609	113.0		1:54.828		12									

86 Jack Woodhouse (E1)									Brabham BT6										
lap	Sect-1	Speed	Sect-2	Speed	Sect-3	Speed	TopSpeed	laptime	pit	lap	Sect-1	Speed	Sect-2	Speed	Sect-3	Speed	Topspeed	laptime	pit
1		94.7	46.875		24.553	119.0		1:50.875		7	48.957	39.3	1:08.048		35.417	117.5		2:32.422	
2	32.681	96.1	46.861		24.538	118.7		1:44.080		8	32.824	89.8	47.288		24.672	118.5		1:44.784	
3	31.945	97.7	47.526		24.225	119.6		1:43.696		9	31.744	97.7	45.209		24.186	123.1		1:41.139	
4	31.917	97.3	53.757		24.418	118.1		1:50.092		10	31.612	98.0	44.816		24.053	120.0		1:40.481	
5	31.928	96.6	45.008		24.726	117.7		1:41.662		11	31.850	96.2	45.451		24.397	119.0		1:41.698	
6	34.762	77.2	1:07.223		38.402	59.9		2:20.387		12									



Session Start: 16:03:26 - Finish: 16:23:47
 Weather/Track Conditions: Sun/Dry
 Circuit: Brands Hatch Grand Prix Circuit
 Track Length: 3.916 Km - 2.4330 miles

'Legends of Brands Hatch' Historic Race Meeting - 1 - 3 Jul 2016

HSCC/FJHRA Historic Formula Junior Rear Engine 1962-1963

Race 10 - Sector Analysis

89 Mark Pangborn (E1)									Lotus 20B								
lap	Sect-1	Speed	Sect-2	Speed	Sect-3	Speed	TopSpeed	laptime pit	lap	Sect-1	Speed	Sect-2	Speed	Sect-3	Speed	Topspeed	laptime pit
1		92.6	46.790		25.279	117.5		1:53.177	7	48.623	42.1	1:07.979		35.752	116.5		2:32.354
2	32.691	93.9	46.134		24.644	119.4		1:43.469	8	32.777	96.5	46.246		24.402	119.2		1:43.425
3	32.437	96.3	47.026		24.458	119.4		1:43.921	9	32.227	95.6	45.792		24.186	120.4		1:42.205
4	32.392	95.8	47.015		24.543	117.9		1:43.950	10	32.495	95.4	45.701		24.224	119.0		1:42.420
5	32.797	94.3	46.367		24.418	119.0		1:43.582	11	32.506	96.3	47.093		25.067	119.0		1:44.666
6	33.510	69.7	1:08.668		38.821	59.9		2:20.999	12								

90 Andrew Hayden (E1)									Lotus 22								
lap	Sect-1	Speed	Sect-2	Speed	Sect-3	Speed	TopSpeed	laptime pit	lap	Sect-1	Speed	Sect-2	Speed	Sect-3	Speed	Topspeed	laptime pit
1		85.1	48.841		26.063	114.9		1:59.296	7	49.441	51.0	1:07.131		35.509	112.0		2:32.081
2	34.315	89.8	49.003		25.698	115.5		1:49.016	8	34.030	88.5	47.432		25.541	115.0		1:47.003
3	33.871	90.9	47.710		25.534	115.5		1:47.115	9	33.169	92.4	46.701		25.033	116.7		1:44.903
4	33.897	90.6	47.248		25.513	114.7		1:46.658	10	33.750	88.6	47.892		25.218	116.7		1:46.860
5	33.900	90.1	48.405		25.991	98.6		1:48.296	11	33.078	87.0	47.145		25.495	114.5		1:45.718
6	36.473	84.9	51.221		37.626	62.8		2:05.320	12								

92 Westie Mitchell (E1)									De Tomaso 63								
lap	Sect-1	Speed	Sect-2	Speed	Sect-3	Speed	TopSpeed	laptime pit	lap	Sect-1	Speed	Sect-2	Speed	Sect-3	Speed	Topspeed	laptime pit
1		95.6	47.521		24.299	119.6		1:49.942	7	48.241	44.7	1:08.615		36.449	118.1		2:33.305
2	32.589	94.8	45.149		24.184	119.8		1:41.922	8	32.579	95.6	45.976		23.936	121.5		1:42.491
3	32.080	96.2	45.690		24.127	119.0		1:41.897	9	31.702	95.6	44.748		23.927	120.7		1:40.377
4	31.865	96.5	45.045		23.911	120.0		1:40.821	10	32.940	96.2	44.569		23.934	121.5		1:41.443
5	32.136	91.7	45.462		24.193	118.5		1:41.791	11	32.737	90.3	45.429		24.141	119.0		1:42.307
6	35.153	45.9	1:15.962		39.115	58.8		2:30.230	12								

93 Rudolf Ernst (E1)									Brabham BT2								
lap	Sect-1	Speed	Sect-2	Speed	Sect-3	Speed	TopSpeed	laptime pit	lap	Sect-1	Speed	Sect-2	Speed	Sect-3	Speed	Topspeed	laptime pit
1		88.2	49.221		26.221	115.9		2:01.216	7	49.048	48.8	1:07.805		35.154	115.1		2:32.007
2	33.928	92.2	48.403		25.580	116.9		1:47.911	8	33.488	92.2	47.832		25.474	116.7		1:46.794
3	33.687	92.4	48.121		25.733	116.7		1:47.541	9	33.349	93.8	47.092		25.136	117.1		1:45.577
4	33.510	81.4	47.964		25.375	116.1		1:46.849	10	33.389	93.6	47.023		26.282	116.7		1:46.694
5	33.213	94.2	47.413		25.463	116.7		1:46.089	11	32.972	94.8	47.206		25.698	116.5		1:45.876
6	36.817	87.4	51.158		37.438	67.1		2:05.413	12								

96 Malcolm Wishart (E2)									Cooper T65								
lap	Sect-1	Speed	Sect-2	Speed	Sect-3	Speed	TopSpeed	laptime pit	lap	Sect-1	Speed	Sect-2	Speed	Sect-3	Speed	Topspeed	laptime pit
1		78.5	54.119		28.903	102.8		2:14.127	6	39.185	74.6	57.242		29.308	101.7		2:05.735
2	37.208	78.0	54.004		28.392	103.0		1:59.604	7	38.400	82.9	55.861		28.390	100.3		2:02.651
3	36.682	80.6	54.725		28.859	103.3		2:00.266	8	38.140	77.7	54.237		28.326	103.3		2:00.703
4	37.959	74.6	56.509		28.997	99.2		2:03.465	9	37.360	81.3	54.172		28.476	103.6		2:00.008
5	37.997	77.9	57.551		30.631	94.8		2:06.179	10	37.366	80.6	56.681		28.794	100.6		2:02.841

98 Chris Merrick (E1)									Cooper T59								
lap	Sect-1	Speed	Sect-2	Speed	Sect-3	Speed	TopSpeed	laptime pit	lap	Sect-1	Speed	Sect-2	Speed	Sect-3	Speed	Topspeed	laptime pit
1		88.1	50.772		26.445	110.7		2:03.831	7	36.555	69.8	1:03.132		35.308	108.6		2:14.995
2	35.011	87.8	50.703		26.554	111.1		1:52.268	8	34.508	84.2	48.841		26.006	112.6		1:49.355
3	35.271	84.7	49.813		26.394	109.8		1:51.478	9	34.486	88.0	49.423		26.007	112.6		1:49.916
4	35.137	84.5	50.038		26.388	110.7		1:51.563	10	34.033	89.5	48.736		25.719	112.6		1:48.488
5	34.897	82.9	49.713		28.708	105.9		1:53.318	11	34.559	88.0	49.572		25.655	111.3		1:49.786
6	37.197	80.8	56.494		28.798	104.4		2:02.489	12								

127 Martin Bullock (E1)									Lotus 27								
lap	Sect-1	Speed	Sect-2	Speed	Sect-3	Speed	TopSpeed	laptime pit	lap	Sect-1	Speed	Sect-2	Speed	Sect-3	Speed	Topspeed	laptime pit
1		92.1	47.966		25.483	116.5		1:58.102	7	49.278	36.4	1:07.936		35.580	117.7		2:32.794
2	33.520	91.7	47.428		25.091	118.3		1:46.039	8	32.935	95.4	47.210		25.003	119.2		1:45.148
3	33.540	92.4	47.335		25.152	116.5		1:46.027	9	32.280	97.3	46.637		24.964	119.6		1:43.881
4	33.660	91.6	46.981		24.820	117.3		1:45.461	10	33.882	93.4	46.580		24.893	117.1		1:45.355
5	33.211	92.5	47.491		24.947	116.3		1:45.649	11	32.657	94.2	47.620		24.596	116.7		1:44.873
6	35.597	80.8	56.853		37.781	64.7		2:10.231	12								



Session Start: 16:03:26 - Finish: 16:23:47
 Weather/Track Conditions: Sun/Dry
 Circuit: Brands Hatch Grand Prix Circuit
 Track Length: 3.916 Km - 2.4330 miles

'Legends of Brands Hatch' Historic Race Meeting - 1 - 3 Jul 2016

HSCC/FJHRA Historic Formula Junior Rear Engine 1962-1963

Race 10 - Sector Analysis

153 Philipp Buhofer (E1)									Lola Mk5A								
lap	Sect-1	Speed	Sect-2	Speed	Sect-3	Speed	TopSpeed	laptime pit	lap	Sect-1	Speed	Sect-2	Speed	Sect-3	Speed	Topspeed	laptime pit
1								1:49.767	7								2:32.883
2								1:45.532	8								1:43.467
3								1:42.015	9								1:42.426
4								1:42.609	10								1:42.534
5								1:42.732	11								1:43.806
6								2:24.909	12								

177 Richard Nitschke (E1)									Elfin Catalina								
lap	Sect-1	Speed	Sect-2	Speed	Sect-3	Speed	TopSpeed	laptime pit	lap	Sect-1	Speed	Sect-2	Speed	Sect-3	Speed	Topspeed	laptime pit
1		84.6	52.571		26.941	108.6		2:08.271	7	35.956	76.6	53.980		35.377	105.0		2:05.313
2	35.965	83.1	52.163		27.629	107.9		1:55.757	8	35.184	86.8	51.127		26.534	108.8		1:52.845
3	35.759	87.9	51.642		26.942	108.6		1:54.343	9	35.005	87.8	51.322		26.745	107.2		1:53.072
4	34.984	86.7	51.934		26.561	108.8		1:53.479	10	35.478	85.4	52.808		26.560	107.7		1:54.846
5	34.953	87.6	52.617		28.333	95.8		1:55.903	11	35.055	82.3	51.811		26.680	103.7		1:53.546
6	37.172	76.5	54.973		27.917	102.6		2:00.062	12								

179 Pietro Vergnano (E1)									Brabham BT6								
lap	Sect-1	Speed	Sect-2	Speed	Sect-3	Speed	TopSpeed	laptime pit	lap	Sect-1	Speed	Sect-2	Speed	Sect-3	Speed	Topspeed	laptime pit
1		67.7	1:00.537		32.323	83.6		2:34.239	2								

194 Johannes Kistler (E1)									Lotus 22								
lap	Sect-1	Speed	Sect-2	Speed	Sect-3	Speed	TopSpeed	laptime pit	lap	Sect-1	Speed	Sect-2	Speed	Sect-3	Speed	Topspeed	laptime pit
1		89.5	51.679		27.404	110.9		2:07.505	7	36.551	67.7	1:03.182		35.406	110.9		2:15.139
2	35.643	86.8	51.393		26.126	112.6		1:53.162	8	34.698	88.7	48.868		25.605	113.7		1:49.171
3	34.578	88.9	50.171		26.229	113.0		1:50.978	9	34.147	92.2	48.921		25.764	113.5		1:48.832
4	34.931	86.1	50.602		25.993	112.6		1:51.526	10	33.785	91.1	48.776		25.973	114.1		1:48.534
5	35.095	89.4	49.543		26.062	111.7		1:50.700	11	34.562	91.2	49.207		25.923	113.7		1:49.692
6	36.185	81.3	56.589		28.700	110.7		2:01.474	12								

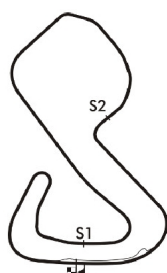


'Legends of Brands Hatch' Historic Race Meeting - 1 - 3 Jul 2016

HSCC/FJHRA Historic Formula Junior Rear Engine 1962-1963

Race 10 - Best Sector Times

POS	NO	DRIVER/S	Sector 1			Sector 2			Sector 3			IDEAL LAP	BEST LAP	On
			TIME	LAP	POS	TIME	LAP	POS	TIME	LAP	POS			
1	79	Andrew Hibberd	31.430	9	1	44.683	9	5	23.932	9	3	1:40.045	1:40.045	9
2	68	James Murray	31.510	11	2	44.347	10	1	24.024	10	6	1:39.881	1:40.010	10
3	66	Cameron Jackson	31.579	9	4	44.698	9	6	24.057	8	8	1:40.334	1:40.588	5
4	53	Sam Wilson	31.627	9	6	44.427	9	2	23.754	11	1	1:39.808	1:40.103	9
5	55	Manfredo Rossi Di Montelera	31.834	3	8	44.617	9	4	23.955	5	4	1:40.406	1:40.650	3
6	57	Callum Grant	31.536	9	3	44.725	9	7	23.990	11	5	1:40.251	1:40.254	9
7	92	Westie Mitchell	31.702	9	7	44.569	10	3	23.911	4	2	1:40.182	1:40.377	9
8	86	Jack Woodhouse	31.612	10	5	44.816	10	8	24.053	10	7	1:40.481	1:40.481	10
9	153	Philipp Buhofer											1:42.015	3
10	89	Mark Pangborn	32.227	9	11	45.701	10	11	24.186	9	9	1:42.114	1:42.205	9
11	61	Simon Diffey	32.412	11	14	45.906	4	13	24.559	11	13	1:42.877	1:43.185	11
12	58	Richard Smeeton	32.013	9	9	45.834	9	12	24.449	9	12	1:42.296	1:42.296	9
13	127	Martin Bullock	32.280	9	13	46.580	10	17	24.596	11	15	1:43.456	1:43.881	9
14	75	Alex Morton	33.006	11	17	46.136	9	14	24.422	11	10	1:43.564	1:43.737	9
15	74	Iain Rowley	32.825	9	15	46.334	9	16	25.195	10	19	1:44.354	1:44.614	9
16	80	Nicholas Fennell	32.095	9	10	45.497	9	9	24.570	9	14	1:42.162	1:42.162	9
17	82	Andrew Garside	33.225	11	19	46.168	10	15	24.780	10	16	1:44.173	1:44.521	10
18	93	Rudolf Ernst	32.972	11	16	47.023	10	20	25.136	9	18	1:45.131	1:45.577	9
19	90	Andrew Hayden	33.078	11	18	46.701	9	18	25.033	9	17	1:44.812	1:44.903	9
20	77	Marc Amez-Droz	33.694	11	20	46.987	9	19	25.431	10	20	1:46.112	1:46.816	9
21	50	David Innes	34.033	9	24	48.731	9	23	25.641	9	23	1:48.405	1:48.405	9
22	73	Peter Anstiss	33.923	5	23	48.652	9	21	25.758	8	25	1:48.333	1:48.553	9
23	194	Johannes Kistler	33.785	10	22	48.776	10	25	25.605	8	22	1:48.166	1:48.534	10
24	98	Chris Merrick	34.033	10	25	48.736	10	24	25.655	11	24	1:48.424	1:48.488	10
25	84	Caroline Rossi Di Montelera	33.743	10	21	48.713	9	22	25.587	9	21	1:48.043	1:48.366	9
26	62	Jan Goeckmann	34.580	11	26	50.387	11	26	26.246	10	26	1:51.213	1:51.497	11
27	177	Richard Nitschke	34.953	5	27	51.127	8	27	26.534	8	27	1:52.614	1:52.845	8
28	63	Jason Williams	36.810	9	29	52.325	8	28	28.179	8	29	1:57.314	1:57.693	8
29	96	Malcolm Wishart	36.682	3	28	54.004	2	29	28.326	8	30	1:59.012	1:59.604	2
30	72	Tom De Gres	39.206	2	30	54.287	2	30	27.882	2	28	2:01.375	2:01.375	2
31	69	Stuart Roach	32.243	3	12	45.539	3	10	24.437	3	11	1:42.219	1:42.219	3
32	179	Pietro Vergnano	39.815	2	31	59.623	2	31	32.323	1	31	2:11.761		



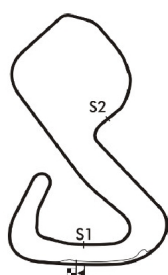
Session Start: 16:03:26 - Finish: 16:23:47
 Weather/Track Conditions: Sun/Dry
 Circuit: Brands Hatch Grand Prix Circuit
 Track Length: 3.916 Km - 2.4330 miles

'Legends of Brands Hatch' Historic Race Meeting - 1 - 3 Jul 2016

HSCC/FJHRA Historic Formula Junior Rear Engine 1962-1963

Race 10 - Best Sector Speeds

	NO	SECTOR 1	MPH	NO	SECTOR 2	MPH	NO	SECTOR 3	MPH
1	53	Sam Wilson	98.4	NO SPEED TRAP			86	Jack Woodhouse	123.1
2	86	Jack Woodhouse	98.0				92	Westie Mitchell	121.5
3	127	Martin Bullock	97.3				53	Sam Wilson	120.9
4	80	Nicholas Fennell	97.2				80	Nicholas Fennell	120.7
5	79	Andrew Hibberd	97.0				89	Mark Pangborn	120.4
6	55	Manfredo Rossi Di	96.9				68	James Murray	119.8
7	89	Mark Pangborn	96.5				127	Martin Bullock	119.6
8	92	Westie Mitchell	96.5				58	Richard Smeeton	119.2
9	57	Callum Grant	96.1				79	Andrew Hibberd	119.2
10	69	Stuart Roach	96.1				82	Andrew Garside	119.2
11	68	James Murray	95.9				55	Manfredo Rossi Di	119.0
12	66	Cameron Jackson	95.6				57	Callum Grant	118.7
13	61	Simon Diffey	95.1				75	Alex Morton	118.7
14	93	Rudolf Ernst	94.8				69	Stuart Roach	118.3
15	58	Richard Smeeton	93.8				66	Cameron Jackson	117.5
16	63	Jason Williams	93.5				61	Simon Diffey	117.3
17	75	Alex Morton	92.9				93	Rudolf Ernst	117.1
18	74	Iain Rowley	92.6				90	Andrew Hayden	116.7
19	90	Andrew Hayden	92.4				77	Marc Amez-Droz	115.3
20	194	Johannes Kistler	92.2				84	Caroline Rossi Di Montelera	115.1
21	82	Andrew Garside	92.0				74	Iain Rowley	114.7
22	84	Caroline Rossi Di Montelera	92.0				194	Johannes Kistler	114.1
23	77	Marc Amez-Droz	91.0				50	David Innes	113.7
24	73	Peter Anstiss	90.0				73	Peter Anstiss	113.0
25	98	Chris Merrick	89.5				62	Jan Goeckmann	112.6
26	62	Jan Goeckmann	89.4				98	Chris Merrick	112.6
27	50	David Innes	89.2				177	Richard Nitschke	108.8
28	177	Richard Nitschke	87.9				72	Tom De Gres	104.7
29	96	Malcolm Wishart	82.9				96	Malcolm Wishart	103.6
30	72	Tom De Gres	80.9				63	Jason Williams	101.6
31	179	Pietro Vergnano	69.0				179	Pietro Vergnano	83.6
32	153	Philipp Buhofer	0.0				153	Philipp Buhofer	0.0



Session Start: 16:03:26 - Finish: 16:23:47
Weather/Track Conditions: Sun/Dry
Circuit: Brands Hatch Grand Prix Circuit
Track Length: 3.916 Km - 2.4330 miles

'Legends of Brands Hatch' Historic Race Meeting - 1 - 3 Jul 2016

HSCC/FJHRA Historic Formula Junior Rear Engine 1962-1963

Race 10 - Lap Chart

Lap 1			Lap 2			Lap 3			Lap 4			Lap 5			Lap 6		
NO	Behind	Laptime	NO	Behind	Laptime	NO	Behind	Laptime	NO	Behind	Laptime	NO	Behind	Laptime	NO	Behind	Laptime
68		1:47.249	68		1:41.812	79		1:42.207	79		1:41.030	79		1:41.256	79		2:29.534
79	0.500	1:47.749	79	0.198	1:41.510	68	0.210	1:42.615	66	1.178	1:41.714	66	0.510	1:40.588	66	1.554	2:30.578
66	1.861	1:49.110	66	1.791	1:41.742	66	0.494	1:41.108	68	1.388	1:42.208	68	0.745	1:40.613	68	2.328	2:31.117
153	2.518	1:49.767	92	2.803	1:41.922	55	1.434	1:40.650	55	1.653	1:41.249	55	1.114	1:40.717	55	2.583	2:31.003
92	2.693	1:49.942	55	3.189	1:41.750	92	2.295	1:41.897	92	2.086	1:40.821	92	2.621	1:41.791	92	3.317	2:30.230
55	3.251	1:50.500	53	5.221	1:43.264	53	4.558	1:41.742	53	4.399	1:40.871	53	3.705	1:40.562	53	3.993	2:29.822
86	3.626	1:50.875	86	5.894	1:44.080	153	5.848	1:42.015	153	7.427	1:42.609	153	8.903	1:42.732	153	4.278	2:24.909
53	3.769	1:51.018	153	6.238	1:45.532	69	6.386	1:42.219	57	10.554	1:43.112	57	10.620	1:41.322	57	4.595	2:23.509
69	4.477	1:51.726	69	6.572	1:43.907	86	7.185	1:43.696	89	12.021	1:43.950	89	14.347	1:43.582	89	5.812	2:20.999
89	5.928	1:53.177	89	7.585	1:43.469	57	8.472	1:42.893	80	12.354	1:43.458	61	15.767	1:43.872	61	6.046	2:19.813
80	6.250	1:53.499	57	7.984	1:43.278	89	9.101	1:43.921	61	13.151	1:43.297	80	16.306	1:45.208	80	6.534	2:19.762
57	6.518	1:53.767	80	8.667	1:44.229	80	9.926	1:43.664	58	13.731	1:43.600	58	16.541	1:44.066	86	7.506	2:20.387
61	7.062	1:54.311	61	9.156	1:43.906	61	10.884	1:44.133	86	16.247	1:50.092	86	16.653	1:41.662	58	7.798	2:20.791
58	7.504	1:54.753	58	9.836	1:44.144	58	11.161	1:43.730	75	22.575	1:45.957	127	27.526	1:45.649	127	8.223	2:10.231
74	9.806	1:57.055	75	14.637	1:46.559	75	17.648	1:45.416	127	23.133	1:45.461	75	27.841	1:46.522	75	8.539	2:10.232
75	9.890	1:57.139	74	14.926	1:46.932	127	18.702	1:46.027	74	25.015	1:45.969	74	29.423	1:45.664	74	9.647	2:09.758
127	10.853	1:58.102	127	15.080	1:46.039	74	20.076	1:47.555	82	28.370	1:46.824	82	33.813	1:46.699	82	9.995	2:05.716
90	12.047	1:59.296	82	18.152	1:47.643	82	22.576	1:46.829	90	29.589	1:46.658	93	35.854	1:46.089	93	11.733	2:05.413
82	12.321	1:59.570	90	19.251	1:49.016	90	23.961	1:47.115	93	31.021	1:46.849	90	36.629	1:48.296	90	12.415	2:05.320
93	13.967	2:01.216	93	20.066	1:47.911	93	25.202	1:47.541	73	42.382	1:50.751	73	54.730	1:53.604	73	30.256	2:05.060
73	15.604	2:02.853	73	24.603	1:50.811	73	32.661	1:50.463	77	43.434	1:49.433	77	55.481	1:53.303	77	30.659	2:04.712
98	16.582	2:03.831	50	26.511	1:51.216	50	34.783	1:50.677	50	46.023	1:52.270	50	57.564	1:52.797	50	31.169	2:03.139
50	17.107	2:04.356	98	27.038	1:52.268	77	35.031	1:50.002	98	46.644	1:51.563	98	58.706	1:53.318	98	31.661	2:02.489
77	17.740	2:04.989	77	27.434	1:51.506	98	36.111	1:51.478	194	50.675	1:51.526	194	1:00.119	1:50.700	194	32.059	2:01.474
84	20.065	2:07.314	194	31.606	1:53.162	194	40.179	1:50.978	84	58.311	1:53.690	84	1:12.287	1:55.232	84	37.581	1:54.828
194	20.256	2:07.505	84	34.197	1:55.944	84	45.651	1:53.859	177	59.354	1:53.479	177	1:14.001	1:55.903	177	44.529	2:00.062
177	21.022	2:08.271	177	34.967	1:55.757	177	46.905	1:54.343	62	1:03.574	1:54.812	62	1:19.507	1:57.189	62	49.765	1:59.792
62	23.224	2:10.473	62	38.085	1:56.673	62	49.792	1:54.112	96	1:24.966	2:03.465	96	1:49.889	2:06.179	96	1:26.090	2:05.735
96	26.878	2:14.127	96	44.670	1:59.604	96	1:02.531	2:00.266	63	1:27.718	2:02.061	63	1:52.778	2:06.316	63	1:27.000	2:03.756
63	27.534	2:14.783	63	48.165	2:02.443	63	1:06.687	2:00.927	72	1:34.421	2:02.904						
72	29.658	2:16.907	72	49.221	2:01.375	72	1:12.547	2:05.731									
179	46.990	2:34.239															

Session Start: 16:03:26 - Finish: 16:23:47

Weather/Track Conditions: Sun/Dry

Circuit: Brands Hatch Grand Prix Circuit

Track Length: 3.916 Km - 2.4330 miles

'Legends of Brands Hatch' Historic Race Meeting - 1 - 3 Jul 2016

HSCC/FJHRA Historic Formula Junior Rear Engine 1962-1963

Race 10 - Lap Chart

Lap 7			Lap 8			Lap 9			Lap 10			Lap 11		
NO	Behind	Laptime	NO	Behind	Laptime	NO	Behind	Laptime	NO	Behind	Laptime	NO	Behind	Laptime
79		2:35.122	79		1:41.612	79		1:40.045	79		1:40.234	79		1:41.028
66	0.484	2:34.052	66	0.798	1:41.926	68	1.826	1:40.800	68	1.602	1:40.010	68	2.028	1:41.454
68	0.868	2:33.662	68	1.071	1:41.815	66	1.918	1:41.165	66	2.947	1:41.263	66	3.173	1:41.254
55	1.025	2:33.564	55	1.358	1:41.945	55	2.065	1:40.752	53	3.120	1:41.129	53	3.329	1:41.237
92	1.500	2:33.305	53	2.167	1:42.203	53	2.225	1:40.103	55	3.672	1:41.841	55	4.040	1:41.396
53	1.576	2:32.705	92	2.379	1:42.491	92	2.711	1:40.377	92	3.920	1:41.443	57	4.558	1:41.268
153	2.039	2:32.883	57	2.795	1:41.950	57	3.004	1:40.254	57	4.318	1:41.548	92	5.199	1:42.307
57	2.457	2:32.984	153	3.894	1:43.467	153	6.275	1:42.426	153	8.575	1:42.534	63	1 LAP	2:00.031
89	3.044	2:32.354	89	4.857	1:43.425	89	7.017	1:42.205	89	9.203	1:42.420	86	9.989	1:41.698
61	3.543	2:32.619	61	5.729	1:43.798	86	9.072	1:41.139	86	9.319	1:40.481	153	11.353	1:43.806
80	4.473	2:33.061	86	7.978	1:44.784	61	9.075	1:43.391	61	12.981	1:44.140	89	12.841	1:44.666
86	4.806	2:32.422	58	8.537	1:44.748	58	10.788	1:42.296	58	13.412	1:42.858	96	1 LAP	2:02.841
58	5.401	2:32.725	127	9.431	1:45.148	80	12.625	1:42.162	127	18.388	1:45.355	61	15.138	1:43.185
127	5.895	2:32.794	75	10.235	1:45.516	127	13.267	1:43.881	75	18.492	1:44.799	58	15.675	1:43.291
75	6.331	2:32.914	80	10.508	1:47.647	75	13.927	1:43.737	74	21.219	1:44.895	127	22.233	1:44.873
74	6.988	2:32.463	74	11.989	1:46.613	74	16.558	1:44.614	82	21.467	1:44.521	75	22.501	1:45.037
82	7.246	2:32.373	82	12.005	1:46.371	82	17.180	1:45.220	80	24.517	1:52.126	74	25.207	1:45.016
93	8.618	2:32.007	93	13.800	1:46.794	93	19.332	1:45.577	93	25.792	1:46.694	80	25.843	1:42.354
90	9.374	2:32.081	90	14.765	1:47.003	90	19.623	1:44.903	90	26.249	1:46.860	82	25.859	1:45.420
73	9.976	2:14.842	77	15.373	1:46.967	77	22.144	1:46.816	77	28.794	1:46.884	93	30.640	1:45.876
77	10.018	2:14.481	50	18.280	1:49.062	50	26.640	1:48.405	50	36.038	1:49.632	90	30.939	1:45.718
50	10.830	2:14.783	73	18.701	1:50.337	73	27.209	1:48.553	73	36.539	1:49.564	77	35.032	1:47.266
98	11.534	2:14.995	98	19.277	1:49.355	194	28.422	1:48.832	194	36.722	1:48.534	50	44.704	1:49.694
194	12.076	2:15.139	194	19.635	1:49.171	98	29.148	1:49.916	98	37.402	1:48.488	73	45.005	1:49.494
84	13.404	2:10.945	84	22.249	1:50.457	84	30.570	1:48.366	84	39.006	1:48.670	194	45.386	1:49.692
177	14.720	2:05.313	177	25.953	1:52.845	177	38.980	1:53.072	177	53.592	1:54.846	98	46.160	1:49.786
62	15.992	2:01.349	62	27.698	1:53.318	62	40.224	1:52.571	62	53.691	1:53.701	84	46.919	1:48.941
96	53.619	2:02.651	63	1:10.321	1:57.693	72	4 LAPS	9:58.107				72	5 LAPS	2:53.336
63	54.240	2:02.362	96	1:12.710	2:00.703	63	1:28.360	1:58.084				62	1:04.160	1:51.497
						96	1:32.673	2:00.008				177	1:06.110	1:53.546

Session Start: 16:03:26 - Finish: 16:23:47

Weather/Track Conditions: Sun/Dry

Circuit: Brands Hatch Grand Prix Circuit

Track Length: 3.916 Km - 2.4330 miles

'Legends of Brands Hatch' Historic Race Meeting - 1 - 3 Jul 2016

HSCC/TCRE Super Touring Cars

Race 11 - Classification

Sheet No:

POS	NO	DRIVER/S	CLASS	CLASS POS	CAR MAKE / MODEL	TIME	LAPS	GAP	DIFF	MPH	BEST	ON
1	40	Michael Lyons	ST1	1	Volvo S40	20:05.061	10	-- 10 laps		72.68	1:35.533	10
2	12	Patrick Watts	ST1	2	Peugeot 406	20:06.672	10	1.611	1.611	72.58	1:35.566	10
3	1	Stewart Whyte	ST1	3	Honda Accord	20:06.849	10	1.788	0.177	72.57	1:34.969	10
4	97	Neil Smith	ST1	4	Alfa Romeo 156	20:12.330	10	7.269	5.481	72.25	1:36.425	9
5	37	Simon Garrad	ST1	5	Opel Vectra	20:27.720	10	22.659	15.390	71.34	1:39.524	8
6	17	Mark Smith	GA2	1	BMW E30 M3	20:33.569	10	28.508	5.849	71.00	1:39.988	9
7	66	Nick Whale	GA2	2	BMW M3	20:39.247	10	34.186	5.678	70.67	1:41.668	8
8	9	Jason Minshaw	ST1	6	Volvo S40	20:40.330	10	35.269	1.083	70.61	1:39.502	10
9	36	Keith Butcher	ST2	1	Audi A4	20:58.154	10	53.093	17.824	69.61	1:44.304	10
10	8	Darren Fielding	ST2	2	BMW E 36 318	20:58.394	10	53.333	0.240	69.60	1:44.028	10
11	31	Scott O'Donnell	ST3	1	Ford Mondeo	20:58.663	10	53.602	0.269	69.59	1:43.352	9
12	27	Rick Wood	ST2	3	Mazda 323	21:02.847	10	57.786	4.184	69.35	1:45.478	10
13	42	Roger Townsend	GA2	3	BMW M3	21:06.672	10	1:01.611	3.825	69.15	1:45.429	9
14	61	Tom Houlbrook	GA2	4	BMW E30 M3	21:28.011	10	1:22.950	21.339	68.00	1:49.256	10
15	25	Lindsay O'Donnell	ST2	4	BMW 318	21:53.990	10	1:48.929	25.979	66.65	1:52.565	10
16	88	Warren Good	ST3	2	BMW 318	20:19.228	9	-- 9 laps --	17.803	64.65	1:58.752	8
----- NOT CLASSIFIED -----												
DNF 21	Mark Lemmer	ST1	Honda Accord			2:59.438	1	-- 1 laps --		48.81		
DNF 83	David Ball	GA2	BMW M3 E30			3:01.791	1		2.353	48.17		

----- FASTEST LAP SUMMARY -----

NO	DRIVER/S	CLASS	CAR MAKE / MODEL	FASTEST LAP	ON	MPH
1	Stewart Whyte	ST1	Honda Accord	1:34.969	10	92.23
17	Mark Smith	GA2	BMW E30 M3	1:39.988	9	87.60
31	Scott O'Donnell	ST3	Ford Mondeo	1:43.352	9	84.75
8	Darren Fielding	ST2	BMW E 36 318	1:44.028	10	84.20

Car 37 - transponder working intermittently, please check position.

Session Start: 16:31:11 - Finish: 16:51:15
Weather/Track Conditions: Cloud/Damp
Circuit: Brands Hatch Grand Prix Circuit
Track Length: 3.916 Km - 2.4330 miles

These results are provisional until the conclusion of any judicial and technical matters.

Clerk of the Course: <div style="text-align: right;">Julian Floyd</div>	Timekeeper: <div style="text-align: right;">Nick Palmer</div>	Issued at:
--	--	------------

'Legends of Brands Hatch' Historic Race Meeting - 1 - 3 Jul 2016

HSCC/TCRE Super Touring Cars

Race 11 - Sector Analysis

1 Stewart Whyte (ST1)									Honda Accord										
lap	Sect-1	Speed	Sect-2	Speed	Sect-3	Speed	TopSpeed	laptime	pit	lap	Sect-1	Speed	Sect-2	Speed	Sect-3	Speed	Topspeed	laptime	pit
1					28.996	107.4		3:03.452		6	32.247	96.7	44.078		23.295	128.5		1:39.620	
2	40.106	74.9	50.224		24.915	123.1		1:55.245		7	30.742	101.7	42.819		23.149	128.0		1:36.710	
3	35.312	72.3	1:06.058		35.790	88.9		2:17.160		8	30.481	100.5	42.990		23.181	128.7		1:36.652	
4	45.699	48.6	1:03.956		35.671	56.5		2:25.326		9	30.002	103.6	42.677		23.402	129.0		1:36.081	
5	44.519	49.6	1:03.553		33.562	124.7		2:21.634		10	30.115	102.2	42.157		22.697	128.7		1:34.969	

8 Darren Fielding (ST2)									BMW E 36 318										
lap	Sect-1	Speed	Sect-2	Speed	Sect-3	Speed	TopSpeed	laptime	pit	lap	Sect-1	Speed	Sect-2	Speed	Sect-3	Speed	Topspeed	laptime	pit
1					36.327	90.4		3:01.144		6	35.538	86.9	48.273		25.633	117.3		1:49.444	
2	39.937	73.3	52.251		26.497	115.5		1:58.685		7	33.400	91.4	48.515		25.206	118.7		1:47.121	
3	37.040	74.5	1:05.604		36.111	86.9		2:18.755		8	33.124	92.9	48.623		25.208	118.7		1:46.955	
4	45.491	41.8	1:04.035		34.924	67.9		2:24.450		9	33.032	92.9	47.423		25.048	118.3		1:45.503	
5	44.735	46.0	1:03.263		34.311	117.1		2:22.309		10	32.848	93.1	46.522		24.658	119.4		1:44.028	

9 Jason Minshaw (ST1)									Volvo S40										
lap	Sect-1	Speed	Sect-2	Speed	Sect-3	Speed	TopSpeed	laptime	pit	lap	Sect-1	Speed	Sect-2	Speed	Sect-3	Speed	Topspeed	laptime	pit
1					38.509	88.1		3:00.308		6	36.398	91.4	47.316		25.654	121.1		1:49.368	
2	42.916	76.3	52.217		26.646	114.5		2:01.779		7	33.675	95.4	46.562		24.144	122.6		1:44.381	
3	37.350	87.0	1:03.875		37.102	68.3		2:18.327		8	32.348	98.6	44.973		23.626	124.2		1:40.947	
4	45.157	41.1	1:03.707		34.858	70.4		2:23.722		9	32.213	96.6	44.565		23.753	122.9		1:40.531	
5	44.856	50.8	1:03.167		33.442	121.5		2:21.465		10	31.773	99.5	44.251		23.478	123.3		1:39.502	

12 Patrick Watts (ST1)									Peugeot 406										
lap	Sect-1	Speed	Sect-2	Speed	Sect-3	Speed	TopSpeed	laptime	pit	lap	Sect-1	Speed	Sect-2	Speed	Sect-3	Speed	Topspeed	laptime	pit
1					41.679	86.5		2:59.265		6	32.348	94.6	44.712		23.676	122.6		1:40.736	
2	36.468	84.6	48.699		25.569	119.8		1:50.736		7	30.975	99.6	43.600		23.238	123.5		1:37.813	
3	36.814	73.8	1:09.631		36.547	62.0		2:22.992		8	30.254	100.6	43.011		23.038	125.4		1:36.303	
4	45.206	48.7	1:03.832		36.536	62.3		2:25.574		9	30.072	100.3	42.856		22.956	124.5		1:35.884	
5	43.364	54.6	1:04.968		33.471	121.8		2:21.803		10	30.148	100.3	42.650		22.768	125.1		1:35.566	

17 Mark Smith (GA2)									BMW E30 M3										
lap	Sect-1	Speed	Sect-2	Speed	Sect-3	Speed	TopSpeed	laptime	pit	lap	Sect-1	Speed	Sect-2	Speed	Sect-3	Speed	Topspeed	laptime	pit
1					39.526	92.7		2:59.781		6	35.593	91.0	46.913		24.543	125.8		1:47.049	
2	39.112	80.2	50.625		25.775	120.0		1:55.512		7	33.058	99.3	44.641		23.840	127.0		1:41.539	
3	38.319	73.2	1:05.962		35.655	73.5		2:19.936		8	32.285	101.3	44.752		23.844	127.8		1:40.881	
4	45.719	48.8	1:03.913		35.749	60.4		2:25.381		9	32.128	100.2	44.157		23.703	127.8		1:39.988	
5	44.293	54.7	1:03.795		34.326	118.5		2:22.414		10	32.828	100.8	44.251		24.009	122.0		1:41.088	

21 Mark Lemmer (ST1)									Honda Accord										
lap	Sect-1	Speed	Sect-2	Speed	Sect-3	Speed	TopSpeed	laptime	pit	lap	Sect-1	Speed	Sect-2	Speed	Sect-3	Speed	Topspeed	laptime	pit
1					41.068	88.8		2:59.438		2									

25 Lindsay O'Donnell (ST2)									BMW 318										
lap	Sect-1	Speed	Sect-2	Speed	Sect-3	Speed	TopSpeed	laptime	pit	lap	Sect-1	Speed	Sect-2	Speed	Sect-3	Speed	Topspeed	laptime	pit
1					30.451	102.0		3:02.682		6	40.051	85.2	54.581		28.049	110.4		2:02.681	
2	57.330	59.5	1:02.738		31.156	90.3		2:31.224		7	37.879	88.6	52.845		27.284	109.8		1:58.008	
3	44.151	71.0	59.481		29.634	106.2		2:13.266		8	36.646	88.2	51.861		27.163	110.6		1:55.670	
4	39.064	80.2	55.778		28.557	93.9		2:03.399		9	35.782	88.4	51.390		26.810	109.8		1:53.982	
5	43.299	55.6	1:01.843		35.371	94.7		2:20.513		10	35.375	89.3	50.616		26.574	111.5		1:52.565	

27 Rick Wood (ST2)									Mazda 323										
lap	Sect-1	Speed	Sect-2	Speed	Sect-3	Speed	TopSpeed	laptime	pit	lap	Sect-1	Speed	Sect-2	Speed	Sect-3	Speed	Topspeed	laptime	pit
1					33.706	97.6		3:01.896		6	35.314	88.1	49.172		25.465	119.0		1:49.951	
2	40.752	78.2	53.851		26.744	112.6		2:01.347		7	34.214	89.9	48.442		25.091	120.2		1:47.747	
3	37.478	80.0	1:03.605		36.562	65.8		2:17.645		8	33.789	89.4	47.552		25.189	118.1		1:46.530	
4	44.998	41.4	1:03.889		34.788	64.2		2:23.675		9	33.880	91.1	47.298		24.988	120.4		1:46.166	
5	44.947	53.0	1:03.234		34.231	115.5		2:22.412		10	33.156	91.4	47.271		25.051	116.7		1:45.478	



'Legends of Brands Hatch' Historic Race Meeting - 1 - 3 Jul 2016

HSCC/TCRE Super Touring Cars

Race 11 - Sector Analysis

31 Scott O'Donnell (ST3)									Ford Mondeo										
lap	Sect-1	Speed	Sect-2	Speed	Sect-3	Speed	TopSpeed	laptime	pit	lap	Sect-1	Speed	Sect-2	Speed	Sect-3	Speed	Topspeed	laptime	pit
1					37.463	89.3		3:01.244		6	36.746	93.1	47.828		24.625	121.3		1:49.199	
2	50.930	62.3	59.101		In			3:24.293	P	7	33.749	96.3	47.207		24.553	120.9		1:45.509	
3	Out	85.4	51.258		25.692	117.1		1:55.507		8	32.862	92.2	47.545		24.811	121.5		1:45.218	
4	34.259	93.4	48.871		24.951	120.2		1:48.081		9	32.761	95.4	46.058		24.533	121.1		1:43.352	
5	33.128	90.9	54.390		34.780	105.5		2:02.298		10	32.815	95.1	46.543		24.604	114.3		1:43.962	

36 Keith Butcher (ST2)									Audi A4										
lap	Sect-1	Speed	Sect-2	Speed	Sect-3	Speed	TopSpeed	laptime	pit	lap	Sect-1	Speed	Sect-2	Speed	Sect-3	Speed	Topspeed	laptime	pit
1					33.201	100.2		3:02.200		6	34.285	93.1	49.362		25.452	119.0		1:50.048	
2	37.978	83.6	51.829		26.324	118.3		1:56.131		7	33.241	93.5	48.992		24.967	120.2		1:47.200	
3	36.753	73.2	1:05.676		36.012	90.1		2:18.441		8	33.401	93.6	48.488		25.051	120.7		1:46.940	
4	45.647	47.9	1:03.866		35.482	61.7		2:24.995		9	33.194	93.5	47.458		24.877	120.7		1:45.529	
5	44.582	48.2	1:03.474		34.310	118.7		2:22.366		10	32.349	96.5	47.102		24.853	118.3		1:44.304	

37 Simon Garrad (ST1)									Opel Vectra										
lap	Sect-1	Speed	Sect-2	Speed	Sect-3	Speed	TopSpeed	laptime	pit	lap	Sect-1	Speed	Sect-2	Speed	Sect-3	Speed	Topspeed	laptime	pit
1					39.042			2:59.948		6	34.285	92.6	46.346		23.654			1:44.285	
2	39.428	79.6	50.679		25.193	111.3		1:55.300		7	33.127	93.4	45.397		23.490	129.0		1:42.014	
3	36.805	74.8	1:06.080		35.928	62.8		2:18.813		8	31.362	101.1	44.581		23.581	129.7		1:39.524	
4	45.730	49.4	1:03.662		36.258	59.6		2:25.650		9	31.648	100.3	44.774		23.572	129.0		1:39.994	
5	43.672	53.4	1:04.655		33.751	121.8		2:22.078		10	31.969	99.9	44.542		23.603	118.5		1:40.114	

40 Michael Lyons (ST1)									Volvo S40										
lap	Sect-1	Speed	Sect-2	Speed	Sect-3	Speed	TopSpeed	laptime	pit	lap	Sect-1	Speed	Sect-2	Speed	Sect-3	Speed	Topspeed	laptime	pit
1					43.484	88.2		2:59.151		6	32.614	92.5	43.873		23.428	126.6		1:39.915	
2	36.377	82.5	48.390		25.526	124.2		1:50.293		7	31.170	100.6	43.404		23.177	127.8		1:37.751	
3	35.970	67.1	1:10.304		36.485	72.5		2:22.759		8	30.928	101.9	42.761		23.007	128.2		1:36.696	
4	45.076	46.6	1:03.993		36.714	63.6		2:25.783		9	30.186	100.6	42.671		22.845	128.0		1:35.702	
5	42.260	63.9	1:06.011		33.207	125.8		2:21.478		10	30.408	99.5	42.301		22.824	128.2		1:35.533	

42 Roger Townsend (GA2)									BMW M3										
lap	Sect-1	Speed	Sect-2	Speed	Sect-3	Speed	TopSpeed	laptime	pit	lap	Sect-1	Speed	Sect-2	Speed	Sect-3	Speed	Topspeed	laptime	pit
1					35.775	96.9		3:01.517		6	35.902	85.6	51.343		25.345	117.5		1:52.590	
2	53.694	70.2	56.473		34.118	92.0		2:24.285		7	35.021	89.4	48.673		24.770	121.3		1:48.464	
3	39.783	75.3	57.334		28.093	108.6		2:05.210		8	33.683	91.2	48.523		24.805	122.2		1:47.011	
4	38.493	60.0	1:00.946		34.987	63.2		2:14.426		9	33.041	90.7	47.953		24.435	122.6		1:45.429	
5	44.828	52.8	1:03.069		34.306	110.9		2:22.203		10	33.417	89.9	47.764		24.356	114.7		1:45.537	

61 Tom Houlbrook (GA2)									BMW E30 M3										
lap	Sect-1	Speed	Sect-2	Speed	Sect-3	Speed	TopSpeed	laptime	pit	lap	Sect-1	Speed	Sect-2	Speed	Sect-3	Speed	Topspeed	laptime	pit
1					32.463	94.6		3:02.288		6	38.993	80.5	52.790		26.142	114.7		1:57.925	
2	47.347	59.5	58.714		In			3:02.987	P	7	35.502	87.8	49.779		25.856	115.1		1:51.137	
3	Out	77.8	54.546		27.598	112.0		2:04.150		8	34.259	89.7	49.357		25.688	116.3		1:49.304	
4	35.917	81.8	54.418		26.398	114.9		1:56.733		9	33.795	87.1	49.873		25.827	114.9		1:49.495	
5	35.509	85.7	54.481		34.746	105.2		2:04.736		10	34.457	87.1	49.178		25.621	115.3		1:49.256	

66 Nick Whale (GA2)									BMW M3										
lap	Sect-1	Speed	Sect-2	Speed	Sect-3	Speed	TopSpeed	laptime	pit	lap	Sect-1	Speed	Sect-2	Speed	Sect-3	Speed	Topspeed	laptime	pit
1					37.180	90.9		3:00.308		6	35.193	90.1	47.281		24.231	125.6		1:46.705	
2	39.835	78.2	52.289		26.380	118.3		1:58.504		7	33.044	95.0	45.829		24.059	125.4		1:42.932	
3	37.264	76.7	1:05.363		36.080	92.6		2:18.707		8	32.382	97.6	45.302		23.984	125.1		1:41.668	
4	45.919	40.7	1:03.763		35.264	66.6		2:24.946		9	32.208	95.4	45.578		24.088	125.1		1:41.874	
5	44.596	46.6	1:03.468		33.871	119.0		2:21.935		10	32.252	93.9	45.370		24.046	125.1		1:41.668	

83 David Ball (GA2)									BMW M3 E30										
lap	Sect-1	Speed	Sect-2	Speed	Sect-3	Speed	TopSpeed	laptime	pit	lap	Sect-1	Speed	Sect-2	Speed	Sect-3	Speed	Topspeed	laptime	pit
1					34.862	97.0		3:01.791		2									



'Legends of Brands Hatch' Historic Race Meeting - 1 - 3 Jul 2016

HSCC/TCRE Super Touring Cars

Race 11 - Sector Analysis

88 Warren Good (ST3)									BMW 318								
lap	Sect-1	Speed	Sect-2	Speed	Sect-3	Speed	TopSpeed	laptime pit	lap	Sect-1	Speed	Sect-2	Speed	Sect-3	Speed	Topspeed	laptime pit
1					29.550	100.9		3:03.451	6	39.367	80.6	55.802		28.687	109.7		2:03.856
2	47.799	56.4	1:03.020		33.216	93.8		2:24.035	7	40.295	74.4	56.706		28.399	109.8		2:05.400
3	42.946	73.7	58.624		29.373	106.7		2:10.943	8	36.955	83.9	53.532		28.265	109.7		1:58.752
4	39.405	81.9	57.328		31.385	74.9		2:08.118	9	38.659	68.6	55.132		27.155	111.7		2:00.946
5	45.819	63.5	1:02.189		35.719	101.9		2:23.727	10								

97 Neil Smith (ST1)									Alfa Romeo 156								
lap	Sect-1	Speed	Sect-2	Speed	Sect-3	Speed	TopSpeed	laptime pit	lap	Sect-1	Speed	Sect-2	Speed	Sect-3	Speed	Topspeed	laptime pit
1					40.289	88.8		2:59.476	6	32.804	98.0	44.960		23.616	126.6		1:41.380
2	36.818	90.1	50.029		24.965	123.3		1:51.812	7	31.385	100.3	43.756		23.292	126.3		1:38.433
3	36.384	73.4	1:09.828		36.088	57.8		2:22.300	8	30.765	101.3	43.390		22.700	127.3		1:36.855
4	45.444	48.2	1:03.681		36.449	62.2		2:25.574	9	30.552	101.4	43.088		22.785	127.3		1:36.425
5	43.535	52.0	1:04.898		33.297	125.4		2:21.730	10	30.850	101.4	43.867		23.628	106.2		1:38.345

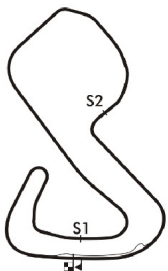


'Legends of Brands Hatch' Historic Race Meeting - 1 - 3 Jul 2016

HSCC/TCRE Super Touring Cars

Race 11 - Best Sector Times

POS	NO	DRIVER/S	Sector 1			Sector 2			Sector 3			IDEAL LAP	BEST LAP	On
			TIME	LAP	POS	TIME	LAP	POS	TIME	LAP	POS			
1	40	Michael Lyons	30.186	9	3	42.301	10	2	22.824	10	4	1:35.311	1:35.533	10
2	12	Patrick Watts	30.072	9	2	42.650	10	3	22.768	10	3	1:35.490	1:35.566	10
3	1	Stewart Whyte	30.002	9	1	42.157	10	1	22.697	10	1	1:34.856	1:34.969	10
4	97	Neil Smith	30.552	9	4	43.088	9	4	22.700	8	2	1:36.340	1:36.425	9
5	37	Simon Garrad	31.362	8	5	44.542	10	7	23.490	7	6	1:39.394	1:39.524	8
6	17	Mark Smith	32.128	9	7	44.157	9	5	23.703	9	7	1:39.988	1:39.988	9
7	66	Nick Whale	32.208	9	8	45.302	8	8	23.984	8	8	1:41.494	1:41.668	8
8	9	Jason Minshaw	31.773	10	6	44.251	10	6	23.478	10	5	1:39.502	1:39.502	10
9	36	Keith Butcher	32.349	10	9	47.102	10	11	24.853	10	12	1:44.304	1:44.304	10
10	8	Darren Fielding	32.848	10	11	46.522	10	10	24.658	10	11	1:44.028	1:44.028	10
11	31	Scott O'Donnell	32.761	9	10	46.058	9	9	24.533	9	10	1:43.352	1:43.352	9
12	27	Rick Wood	33.156	10	13	47.271	10	12	24.988	9	13	1:45.415	1:45.478	10
13	42	Roger Townsend	33.041	9	12	47.764	10	13	24.356	10	9	1:45.161	1:45.429	9
14	61	Tom Houlbrook	33.795	9	14	49.178	10	14	25.621	10	14	1:48.594	1:49.256	10
15	25	Lindsay O'Donnell	35.375	10	15	50.616	10	15	26.574	10	15	1:52.565	1:52.565	10
16	88	Warren Good	36.955	8	16	53.532	8	16	27.155	9	16	1:57.642	1:58.752	8
17	21	Mark Lemmer	50.102	1	17	1:11.425	1	18	28.143	0	17	2:29.670		
18	83	David Ball	1:00.246	1	18	1:08.875	1	17	29.656	0	18	2:38.777		



Session Start: 16:31:11 - Finish: 16:51:15
 Weather/Track Conditions: Cloud/Damp
 Circuit: Brands Hatch Grand Prix Circuit
 Track Length: 3.916 Km - 2.4330 miles

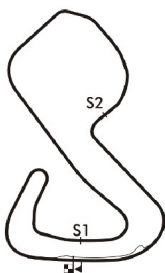


'Legends of Brands Hatch' Historic Race Meeting - 1 - 3 Jul 2016

HSCC/TCRE Super Touring Cars

Race 11 - Best Sector Speeds

	NO	SECTOR 1	MPH	NO	SECTOR 2	MPH	NO	SECTOR 3	MPH
1	1	Stewart Whyte	103.6		NO SPEED TRAP		37	Simon Garrad	129.7
2	40	Michael Lyons	101.9				1	Stewart Whyte	129.0
3	97	Neil Smith	101.4				40	Michael Lyons	128.2
4	17	Mark Smith	101.3				17	Mark Smith	127.8
5	37	Simon Garrad	101.1				97	Neil Smith	127.3
6	12	Patrick Watts	100.6				66	Nick Whale	125.6
7	9	Jason Minshaw	99.5				12	Patrick Watts	125.4
8	66	Nick Whale	97.6				9	Jason Minshaw	124.2
9	36	Keith Butcher	96.5				42	Roger Townsend	122.6
10	31	Scott O'Donnell	96.3				31	Scott O'Donnell	121.5
11	8	Darren Fielding	93.1				36	Keith Butcher	120.7
12	27	Rick Wood	91.4				27	Rick Wood	120.4
13	42	Roger Townsend	91.2				8	Darren Fielding	119.4
14	61	Tom Houlbrook	89.7				61	Tom Houlbrook	116.3
15	25	Lindsay O'Donnell	89.3				88	Warren Good	111.7
16	88	Warren Good	83.9				25	Lindsay O'Donnell	111.5
17	21	Mark Lemmer	75.7				83	David Ball	97.0
18	83	David Ball	37.2				21	Mark Lemmer	88.8



Session Start: 16:31:11 - Finish: 16:51:15
Weather/Track Conditions: Cloud/Damp
Circuit: Brands Hatch Grand Prix Circuit
Track Length: 3.916 Km - 2.4330 miles

'Legends of Brands Hatch' Historic Race Meeting - 1 - 3 Jul 2016

HSCC/TCRE Super Touring Cars

Race 11 - Lap Chart

Lap 1			Lap 2			Lap 3			Lap 4			Lap 5			Lap 6		
NO	Behind	Laptime	NO	Behind	Laptime	NO	Behind	Laptime	NO	Behind	Laptime	NO	Behind	Laptime	NO	Behind	Laptime
40		2:59.151	40		1:50.293	40		2:22.759	40		2:25.783	40		2:21.478	40		1:39.915
12	0.114	2:59.265	12	0.557	1:50.736	12	0.790	2:22.992	12	0.581	2:25.574	12	0.906	2:21.803	12	1.727	1:40.736
21	0.287	2:59.438	97	1.844	1:51.812	97	1.385	2:22.300	97	1.176	2:25.574	97	1.428	2:21.730	97	2.893	1:41.380
97	0.325	2:59.476	37	5.804	1:55.300	37	1.858	2:18.813	37	1.725	2:25.650	37	2.325	2:22.078	1	3.058	1:39.620
17	0.630	2:59.781	17	5.849	1:55.512	17	3.026	2:19.936	17	2.624	2:25.381	1	3.353	2:21.634	37	6.695	1:44.285
37	0.797	2:59.948	36	8.887	1:56.131	1	3.654	2:17.160	1	3.197	2:25.326	17	3.560	2:22.414	17	10.694	1:47.049
9	1.157	3:00.308	1	9.253	1:55.245	36	4.569	2:18.441	36	3.781	2:24.995	36	4.669	2:22.366	66	11.726	1:46.705
66	1.157	3:00.308	66	9.368	1:58.504	66	5.316	2:18.707	66	4.479	2:24.946	66	4.936	2:21.935	36	14.802	1:50.048
8	1.993	3:01.144	8	10.385	1:58.685	8	6.381	2:18.755	8	5.048	2:24.450	8	5.879	2:22.309	8	15.408	1:49.444
31	2.093	3:01.244	9	12.643	2:01.779	9	8.211	2:18.327	9	6.150	2:23.722	9	6.137	2:21.465	9	15.590	1:49.368
42	2.366	3:01.517	27	13.799	2:01.347	27	8.685	2:17.645	27	6.577	2:23.675	27	7.511	2:22.412	27	17.547	1:49.951
83	2.640	3:01.791	42	36.358	2:24.285	42	18.809	2:05.210	42	7.452	2:14.426	42	8.177	2:22.203	42	20.852	1:52.590
27	2.745	3:01.896	88	38.042	2:24.035	88	26.226	2:10.943	88	8.561	2:08.118	88	10.810	2:23.727	31	21.243	1:49.199
36	3.049	3:02.200	25	44.462	2:31.224	25	34.969	2:13.266	25	12.585	2:03.399	61	11.430	2:04.736	61	29.440	1:57.925
61	3.137	3:02.288	61	1:15.831	3:02.987	61	57.222	2:04.150	61	28.172	1:56.733	25	11.620	2:20.513	25	34.386	2:02.681
25	3.531	3:02.682	31	1:36.093	3:24.293	31	1:08.841	1:55.507	31	31.139	1:48.081	31	11.959	2:02.298	88	34.751	2:03.856
88	4.300	3:03.451															
1	4.301	3:03.452															

Session Start: 16:31:11 - Finish: 16:51:15
Weather/Track Conditions: Cloud/Damp
Circuit: Brands Hatch Grand Prix Circuit
Track Length: 3.916 Km - 2.4330 miles

'Legends of Brands Hatch' Historic Race Meeting - 1 - 3 Jul 2016

HSCC/TCRE Super Touring Cars

Race 11 - Lap Chart

Lap 7			Lap 8			Lap 9			Lap 10		
NO	Behind	Laptime	NO	Behind	Laptime	NO	Behind	Laptime	NO	Behind	Laptime
40		1:37.751	40		1:36.696	40		1:35.702	40		1:35.533
12	1.789	1:37.813	12	1.396	1:36.303	12	1.578	1:35.884	12	1.611	1:35.566
1	2.017	1:36.710	1	1.973	1:36.652	1	2.352	1:36.081	1	1.788	1:34.969
97	3.575	1:38.433	97	3.734	1:36.855	97	4.457	1:36.425	97	7.269	1:38.345
37	10.958	1:42.014	37	13.786	1:39.524	37	18.078	1:39.994	88	1 LAP	2:00.946
17	14.482	1:41.539	17	18.667	1:40.881	17	22.953	1:39.988	37	22.659	1:40.114
66	16.907	1:42.932	66	21.879	1:41.668	66	28.051	1:41.874	17	28.508	1:41.088
9	22.220	1:44.381	9	26.471	1:40.947	9	31.300	1:40.531	66	34.186	1:41.668
36	24.251	1:47.200	36	34.495	1:46.940	36	44.322	1:45.529	9	35.269	1:39.502
8	24.778	1:47.121	8	35.037	1:46.955	8	44.838	1:45.503	36	53.093	1:44.304
27	27.543	1:47.747	27	37.377	1:46.530	31	45.173	1:43.352	8	53.333	1:44.028
31	29.001	1:45.509	31	37.523	1:45.218	27	47.841	1:46.166	31	53.602	1:43.962
42	31.565	1:48.464	42	41.880	1:47.011	42	51.607	1:45.429	27	57.786	1:45.478
61	42.826	1:51.137	61	55.434	1:49.304	61	1:09.227	1:49.495	42	1:01.611	1:45.537
25	54.643	1:58.008	25	1:13.617	1:55.670	25	1:31.897	1:53.982	61	1:22.950	1:49.256
88	1:02.400	2:05.400	88	1:24.456	1:58.752				25	1:48.929	1:52.565

Session Start: 16:31:11 - Finish: 16:51:15
Weather/Track Conditions: Cloud/Damp
Circuit: Brands Hatch Grand Prix Circuit
Track Length: 3.916 Km - 2.4330 miles

'Legends of Brands Hatch' Historic Race Meeting - 1 - 3 Jul 2016

Derek Bell Trophy

Race 12 - Classification

Sheet No:

POS	NO	DRIVER/S	CLASS	CLASS POS	CAR MAKE / MODEL	TIME	LAPS	GAP	DIFF	MPH	BEST	ON
1	19	Michael Lyons	INV	1	Surtees TS9	20:40.885	14	-- 14 laps		98.82	1:25.737	12
2	22	Mark Dwyer	C	1	March 742	20:54.580	14	13.695	13.695	97.74	1:26.840	12
3	11	Mark Charteris	CC	1	Mallock Mk20/21	20:57.720	14	16.835	3.140	97.49	1:27.810	14
4	73	Adrian Hall	F	1	Trojan T101	21:10.509	14	29.624	12.789	96.51	1:28.661	10
5	30	Paul Campfield	F	2	Chevron B24	21:35.596	14	54.711	25.087	94.64	1:30.439	8
6	71	Simon Taylor	F	3	Chevron B28	21:54.469	14	1:13.584	18.873	93.29	1:30.546	13
7	74	Frank Lyons	F	4	Eagle FA74	21:55.435	14	1:14.550	0.966	93.22	1:30.381	13
8	69	Martyn Donn	B	1	Lola T760	21:58.875	14	1:17.990	3.440	92.97	1:30.842	12
9	5	Chris Atkinson	E	1	Surtees TS8	20:51.448	13	-- 13 laps	23.814	90.98	1:31.883	13
10	21	John Harrison	CC	2	Mallock Mk21	20:54.348	13	2.900	2.900	90.77	1:32.116	11
11	7	Neil Glover	F	5	Lola T332	20:57.073	13	5.625	2.725	90.58	1:29.941	11
12	117	Michael Bletsoe-Brown	C	2	Chevron B27	21:18.318	13	26.870	21.245	89.07	1:34.494	13
13	35	Marc Mercer	H	1	Van Diemen RF82	21:20.022	13	28.574	1.704	88.95	1:34.629	13
14	10	Daniel Pyett	A	1	Tecno F2	21:32.821	13	41.373	12.799	88.07	1:35.188	13
15	17	Alan Cook	CC	3	Mallock Mk20	20:46.883	12	-- 12 laps	49.250	84.29	1:38.475	9
16	12	Wil Arif	B	2	March 712	21:13.222	12	26.339	26.339	82.55	1:41.406	10
17	28	Robert Cracknell	H	2	Reynard SF84	21:48.700	12	1:01.817	35.478	80.31	1:43.579	12
18	32	Adam Simmonds	E	2	Lola T142	21:35.623	10	-- 10 laps	3:14.504	67.60	2:04.291	10
----- NOT CLASSIFIED -----												
DNF 58	Pat Gormley	G			Safir RJ03	16:45.448	10	-- 10 laps		87.11	1:36.833	10
DNC 55	Judy Lyons	F			Lola T332	22:31.627	9	-- 9 laps --	7:23.012	58.32	2:17.963	2
DNF 52	Daryl Taylor	F			Chevron B28	11:24.049	7	-- 7 laps --		89.63	1:32.586	2
DNF 31	Rob Wainwright	A			Crossle 18F	13:51.182	7	2:27.133	2:27.133	73.76	1:34.370	5
DNF 77	Peter Alexander	B			Chevron B29	11:38.988	4	-- 4 laps --	5:04.337	50.12	1:47.730	2
DNF 2	Michael Sidgwick	F			Trojan T101	2:03.127	1	-- 1 laps --	7.039	71.13		

----- FASTEST LAP SUMMARY -----

NO	DRIVER/S	CLASS	CAR MAKE / MODEL	FASTEST LAP	ON	MPH
19	Michael Lyons	INV	Surtees TS9	1:25.737	12	102.16
22	Mark Dwyer	C	March 742	1:26.840	12	100.86
11	Mark Charteris	CC	Mallock Mk20/21	1:27.810	14	99.75
73	Adrian Hall	F	Trojan T101	1:28.661	10	98.79
69	Martyn Donn	B	Lola T760	1:30.842	12	96.42
5	Chris Atkinson	E	Surtees TS8	1:31.883	13	95.33
31	Rob Wainwright	A	Crossle 18F	1:34.370	5	92.81
35	Marc Mercer	H	Van Diemen RF82	1:34.629	13	92.56
58	Pat Gormley	G	Safir RJ03	1:36.833	10	90.45

Session Start: 17:09:01 - Finish: 17:29:41
Weather/Track Conditions: Bright/Dry
Circuit: Brands Hatch Grand Prix Circuit
Track Length: 3.916 Km - 2.4330 miles

These results are provisional until the conclusion of any judicial and technical matters.

Clerk of the Course: <div style="text-align: right;">Julian Floyd</div>	Timekeeper: <div style="text-align: right;">Nick Palmer</div>	Issued at:
--	--	------------

'Legends of Brands Hatch' Historic Race Meeting - 1 - 3 Jul 2016

Derek Bell Trophy

Race 12 - Sector Analysis

2 Michael Sidgwick (F)									Trojan T101										
lap	Sect-1	Speed	Sect-2	Speed	Sect-3	Speed	TopSpeed	laptime	pit	lap	Sect-1	Speed	Sect-2	Speed	Sect-3	Speed	Topspeed	laptime	pit
1		80.4	53.028		26.545	124.5		2:03.127		2									

5 Chris Atkinson (E)									Surtees TS8										
lap	Sect-1	Speed	Sect-2	Speed	Sect-3	Speed	TopSpeed	laptime	pit	lap	Sect-1	Speed	Sect-2	Speed	Sect-3	Speed	Topspeed	laptime	pit
1		92.5	46.674		24.059	138.5		1:50.059		8	29.292	109.0	42.173		22.331	141.4		1:33.796	
2	31.505	96.6	44.323		23.713	139.7		1:39.541		9	29.518	101.3	42.723		21.974	144.2		1:34.215	
3	30.741	100.6	44.572		23.137	141.4		1:38.450		10	29.033	108.4	41.369		21.976	144.2		1:32.378	
4	30.360	97.9	44.217		23.305	140.9		1:37.882		11	29.063	105.0	41.143		22.084	143.0		1:32.290	
5	30.649	107.4	43.237		22.472	143.9		1:36.358		12	31.788	99.3	41.804		21.627	145.7		1:35.219	
6	29.945	103.6	42.672		22.503	141.7		1:35.120		13	29.056	111.5	41.230		21.597	144.5		1:31.883	
7	29.797	109.0	41.923		22.537	144.8		1:34.257		14									

7 Neil Glover (F)									Lola T332										
lap	Sect-1	Speed	Sect-2	Speed	Sect-3	Speed	TopSpeed	laptime	pit	lap	Sect-1	Speed	Sect-2	Speed	Sect-3	Speed	Topspeed	laptime	pit
1		82.4	47.715		24.660	135.5		1:54.331		8	29.169	104.7	43.707		21.977	140.6		1:34.853	
2	43.338	99.3	44.995		24.608	124.9		1:52.941		9	29.209	105.9	41.185		22.176	141.2		1:32.570	
3	30.466	103.4	43.736		22.899	143.3		1:37.101		10	28.957	111.3	41.475		21.198	142.0		1:31.630	
4	30.364	102.0	43.216		22.128	141.7		1:35.708		11	28.153	110.0	40.561		21.227	140.0		1:29.941	
5	31.024	105.9	42.511		22.231	134.1		1:35.766		12	28.852	105.7	40.896		21.594	140.3		1:31.342	
6	29.507	109.1	41.490		22.300	138.3		1:33.297		13	31.067	107.4	41.683		21.900	129.0		1:34.650	
7	29.450	99.6	41.657		21.836	138.8		1:32.943		14									

10 Daniel Pyett (A)									Tecno F2										
lap	Sect-1	Speed	Sect-2	Speed	Sect-3	Speed	TopSpeed	laptime	pit	lap	Sect-1	Speed	Sect-2	Speed	Sect-3	Speed	Topspeed	laptime	pit
1		93.3	47.509		25.036	122.2		1:53.048		8	31.524	99.8	43.665		23.935	127.8		1:39.124	
2	32.475	99.8	44.815		24.145	124.0		1:41.435		9	30.821	99.2	44.090		23.374	127.5		1:38.285	
3	32.487	100.2	43.970		23.801	125.4		1:40.258		10	30.489	102.0	42.860		23.445	125.6		1:36.794	
4	32.052	100.3	44.070		23.551	127.3		1:39.673		11	30.324	104.6	42.664		24.564	124.2		1:37.552	
5	30.918	101.1	43.408		23.484	127.5		1:37.810		12	30.250	102.5	43.024		23.457	129.7		1:36.731	
6	31.009	101.9	42.998		24.082	125.4		1:38.089		13	29.929	105.4	41.882		23.377	128.7		1:35.188	
7	31.008	102.5	43.762		24.064	124.9		1:38.834		14									

11 Mark Charteris (CC)									Mallock Mk20/21										
lap	Sect-1	Speed	Sect-2	Speed	Sect-3	Speed	TopSpeed	laptime	pit	lap	Sect-1	Speed	Sect-2	Speed	Sect-3	Speed	Topspeed	laptime	pit
1		99.9	43.013		23.227	124.9		1:39.826		8	27.686	105.5	39.336		21.445	127.0		1:28.467	
2	29.371	104.4	40.195		22.559	125.6		1:32.125		9	27.734	105.0	39.069		21.260	127.3		1:28.063	
3	28.446	105.4	39.870		22.382	126.3		1:30.698		10	28.132	106.9	39.735		21.256	128.2		1:29.123	
4	28.536	103.6	38.855		21.510	128.5		1:28.901		11	27.741	106.4	38.930		23.165	126.1		1:29.836	
5	27.912	104.9	38.826		21.598	127.8		1:28.336		12	28.845	105.2	38.654		21.038	127.5		1:28.537	
6	28.072	105.7	38.625		21.366	128.0		1:28.063		13	27.780	104.9	38.765		21.514	126.6		1:28.059	
7	28.325	105.2	39.910		21.641	127.5		1:29.876		14	27.951	106.4	38.653		21.206	127.8		1:27.810	

12 Wil Arif (B)									March 712										
lap	Sect-1	Speed	Sect-2	Speed	Sect-3	Speed	TopSpeed	laptime	pit	lap	Sect-1	Speed	Sect-2	Speed	Sect-3	Speed	Topspeed	laptime	pit
1		84.8	50.749		26.828	112.8		1:59.226		7	32.166	94.4	45.724		24.177	116.9		1:42.067	
2	35.305	90.4	49.753		26.640	109.3		1:51.698		8	32.195	95.2	44.852		24.865	116.7		1:41.912	
3	34.063	90.0	48.475		25.912	111.8		1:48.450		9	33.066	95.2	44.390		24.246	116.5		1:41.702	
4	33.102	93.9	46.740		24.952	115.3		1:44.794		10	31.619	94.4	45.694		24.093	116.5		1:41.406	
5	32.880	95.1	46.837		24.723	116.3		1:44.440		11	32.646	92.5	48.160		25.592	115.7		1:46.398	
6	32.303	94.2	49.097		24.463	115.9		1:45.863		12	32.232	96.3	47.910		25.124	112.4		1:45.266	

17 Alan Cook (CC)									Mallock Mk20										
lap	Sect-1	Speed	Sect-2	Speed	Sect-3	Speed	TopSpeed	laptime	pit	lap	Sect-1	Speed	Sect-2	Speed	Sect-3	Speed	Topspeed	laptime	pit
1		84.7	50.215		26.664	116.3		1:58.298		7	31.397	99.9	44.214		25.037	120.9		1:40.648	
2	34.599	92.5	48.186		26.187	118.3		1:48.972		8	31.892	99.5	44.008		24.219	120.0		1:40.119	
3	33.391	93.6	49.004		26.054	118.1		1:48.449		9	30.661	100.3	43.569		24.245	120.2		1:38.475	
4	32.753	97.0	47.151		25.806	117.9		1:45.710		10	30.870	99.9	43.217		25.312	119.4		1:39.399	
5	32.948	96.2	45.735		24.581	120.4		1:43.264		11	32.022	99.0	43.733		24.234	119.6		1:39.989	
6	32.039	77.9	47.352		24.978	117.7		1:44.369		12	30.864	100.8	44.189		24.138	120.0		1:39.191	



Session Start: 17:09:01 - Finish: 17:29:41
 Weather/Track Conditions: Bright/Dry
 Circuit: Brands Hatch Grand Prix Circuit
 Track Length: 3.916 Km - 2.4330 miles

'Legends of Brands Hatch' Historic Race Meeting - 1 - 3 Jul 2016

Derek Bell Trophy

Race 12 - Sector Analysis

19 Michael Lyons (INV)									Surtees TS9										
lap	Sect-1	Speed	Sect-2	Speed	Sect-3	Speed	TopSpeed	laptime	pit	lap	Sect-1	Speed	Sect-2	Speed	Sect-3	Speed	Topspeed	laptime	pit
1		97.3	40.726		22.256	148.6		1:35.233		8	27.866	113.0	38.403		20.430	152.7		1:26.699	
2	29.696	103.4	39.206		21.107	152.3		1:30.009		9	27.787	114.9	39.196		20.694	151.0		1:27.677	
3	28.620	107.9	39.309		21.693	150.0		1:29.622		10	27.851	102.8	39.948		20.756	151.3		1:28.555	
4	29.362	106.2	38.706		21.073	151.6		1:29.141		11	28.074	117.7	38.788		20.572	152.0		1:27.434	
5	28.339	105.7	39.817		20.918	151.0		1:29.074		12	27.374	116.7	38.048		20.315	153.0		1:25.737	
6	28.457	111.7	39.346		21.053	151.6		1:28.856		13	28.920	106.2	39.374		20.503	151.3		1:28.797	
7	28.220	112.8	38.347		20.827	151.0		1:27.394		14	27.541	113.2	38.607		20.509	147.7		1:26.657	

21 John Harrison (CC)									Mallock Mk21										
lap	Sect-1	Speed	Sect-2	Speed	Sect-3	Speed	TopSpeed	laptime	pit	lap	Sect-1	Speed	Sect-2	Speed	Sect-3	Speed	Topspeed	laptime	pit
1		94.4	47.177		25.193	121.8		1:52.051		8	29.428	102.8	41.616		23.180	124.0		1:34.224	
2	31.275	100.2	43.793		24.414	124.7		1:39.482		9	29.011	103.4	42.279		22.321	125.8		1:33.611	
3	32.018	99.6	44.156		23.846	124.2		1:40.020		10	29.038	103.1	41.138		22.185	125.8		1:32.361	
4	30.316	102.5	42.396		23.074	124.7		1:35.786		11	28.903	104.1	40.886		22.327	125.1		1:32.116	
5	30.747	99.8	42.212		23.062	125.4		1:36.021		12	30.625	101.7	42.750		22.334	126.3		1:35.709	
6	29.708	101.9	42.365		22.797	125.6		1:34.870		13	29.086	104.6	41.426		22.923	125.1		1:33.435	
7	29.716	103.4	42.369		22.577	126.1		1:34.662		14									

22 Mark Dwyer (C)									March 742										
lap	Sect-1	Speed	Sect-2	Speed	Sect-3	Speed	TopSpeed	laptime	pit	lap	Sect-1	Speed	Sect-2	Speed	Sect-3	Speed	Topspeed	laptime	pit
1		99.6	42.960		22.747	135.5		1:38.912		8	28.232	109.7	39.445		21.663	136.0		1:29.340	
2	29.266	109.7	40.788		22.157	135.7		1:32.211		9	28.127	111.3	40.023		21.092	136.0		1:29.242	
3	28.849	108.3	40.073		21.617	136.8		1:30.539		10	27.651	111.8	40.042		21.411	136.6		1:29.104	
4	27.972	109.1	39.668		21.292	136.8		1:28.932		11	27.662	112.6	38.525		21.674	136.0		1:27.861	
5	27.866	110.6	39.184		21.289	136.8		1:28.339		12	27.452	112.8	38.559		20.829	136.8		1:26.840	
6	27.931	112.2	39.101		21.435	136.3		1:28.467		13	27.460	109.5	38.522		21.400	135.5		1:27.382	
7	28.553	104.6	40.034		21.113	135.2		1:29.700		14	27.462	112.4	38.990		21.259	136.0		1:27.711	

28 Robert Cracknell (H)									Reynard SF84										
lap	Sect-1	Speed	Sect-2	Speed	Sect-3	Speed	TopSpeed	laptime	pit	lap	Sect-1	Speed	Sect-2	Speed	Sect-3	Speed	Topspeed	laptime	pit
1		77.9	53.551		26.862	111.5		2:04.316		7	33.413	87.3	47.866		25.386	112.8		1:46.665	
2	36.302	82.6	52.851		26.579	111.7		1:55.732		8	32.882	91.4	49.770		25.171	114.1		1:47.823	
3	34.155	90.1	49.647		26.179	113.0		1:49.981		9	32.723	89.4	46.839		26.250	114.1		1:45.812	
4	33.005	88.1	49.797		26.276	109.3		1:49.078		10	34.112	90.3	46.897		24.947	113.2		1:45.956	
5	34.659	89.7	48.423		26.176	111.7		1:49.258		11	32.401	89.8	46.901		24.700	114.9		1:44.002	
6	32.647	90.3	48.316		25.535	111.8		1:46.498		12	32.271	91.2	46.519		24.789	111.7		1:43.579	

30 Paul Campfield (F)									Chevron B24										
lap	Sect-1	Speed	Sect-2	Speed	Sect-3	Speed	TopSpeed	laptime	pit	lap	Sect-1	Speed	Sect-2	Speed	Sect-3	Speed	Topspeed	laptime	pit
1		96.9	45.207		23.336	142.6		1:45.541		8	28.419	110.2	40.357		21.663	146.1		1:30.439	
2	30.075	106.9	42.740		21.931	148.3		1:34.746		9	29.269	103.4	40.997		21.303	146.1		1:31.569	
3	28.701	106.9	41.313		21.726	147.3		1:31.740		10	29.135	100.3	40.264		21.711	148.0		1:31.110	
4	29.695	107.9	42.311		22.036	147.7		1:34.042		11	28.781	103.4	41.650		21.168	148.0		1:31.599	
5	28.660	103.6	40.805		21.561	148.0		1:31.026		12	29.041	101.1	40.493		21.418	147.7		1:30.952	
6	28.627	103.9	40.723		21.104	146.4		1:30.454		13	29.103	101.6	40.346		21.520	144.8		1:30.969	
7	28.477	105.9	40.661		21.682	147.7		1:30.820		14	28.995	101.7	40.411		21.183	146.4		1:30.589	

31 Rob Wainwright (A)									Crossle 18F										
lap	Sect-1	Speed	Sect-2	Speed	Sect-3	Speed	TopSpeed	laptime	pit	lap	Sect-1	Speed	Sect-2	Speed	Sect-3	Speed	Topspeed	laptime	pit
1		95.4	44.972		23.899	124.2		1:46.837		5	29.378	102.8	42.055		22.937	114.9		1:34.370	
2	31.055	101.7	42.727		23.230	124.5		1:37.012		6	29.850	104.6	43.436		23.037	119.4		1:36.323	
3	30.499	103.0	42.606		22.938	124.2		1:36.043		7	30.191	103.6	43.020		In			4:05.838	P
4	29.660	104.2	42.589		22.510	124.7		1:34.759		8									



Session Start: 17:09:01 - Finish: 17:29:41
 Weather/Track Conditions: Bright/Dry
 Circuit: Brands Hatch Grand Prix Circuit
 Track Length: 3.916 Km - 2.4330 miles

'Legends of Brands Hatch' Historic Race Meeting - 1 - 3 Jul 2016

Derek Bell Trophy

Race 12 - Sector Analysis

32 Adam Simmonds (E)									Lola T142										
lap	Sect-1	Speed	Sect-2	Speed	Sect-3	Speed	TopSpeed	laptime	pit	lap	Sect-1	Speed	Sect-2	Speed	Sect-3	Speed	Topspeed	laptime	pit
1		70.7	1:00.378		30.591	99.7		2:20.301		6	39.292	77.4	57.043		30.278	106.2		2:06.613	
2	42.269	74.0	58.994		30.878	99.6		2:12.141		7	39.927	77.3	57.359		29.361	104.7		2:06.647	
3	41.525	70.6	58.899		31.480	100.3		2:11.904		8	39.340	77.5	59.315		30.665	100.9		2:09.320	
4	41.862	71.6	58.197		30.119	102.6		2:10.178		9	39.608	76.2	55.671		29.683	104.1		2:04.962	
5	41.397	73.4	58.362		29.507	104.7		2:09.266		10	39.749	77.8	55.531		29.011	104.7		2:04.291	

35 Marc Mercer (H)									Van Diemen RF82										
lap	Sect-1	Speed	Sect-2	Speed	Sect-3	Speed	TopSpeed	laptime	pit	lap	Sect-1	Speed	Sect-2	Speed	Sect-3	Speed	Topspeed	laptime	pit
1		90.3	47.092		25.414	114.1		1:52.489		8	30.400	96.2	45.105		23.831	117.3		1:39.336	
2	31.376	95.5	43.811		24.291	117.1		1:39.478		9	30.368	95.0	43.724		24.479	116.5		1:38.571	
3	31.688	92.0	44.253		24.323	115.9		1:40.264		10	29.886	97.6	42.735		24.041	116.7		1:36.662	
4	30.655	94.2	43.013		23.822	117.7		1:37.490		11	29.641	96.9	42.005		23.397	117.5		1:35.043	
5	30.839	93.9	42.498		23.580	117.5		1:36.917		12	29.699	97.0	42.690		23.336	116.9		1:35.725	
6	30.042	96.3	42.366		23.880	117.7		1:36.288		13	29.687	97.3	41.887		23.055	118.3		1:34.629	
7	30.248	95.2	42.361		24.521	116.5		1:37.130		14									

52 Daryl Taylor (F)									Chevron B28										
lap	Sect-1	Speed	Sect-2	Speed	Sect-3	Speed	TopSpeed	laptime	pit	lap	Sect-1	Speed	Sect-2	Speed	Sect-3	Speed	Topspeed	laptime	pit
1		97.6	43.508		22.665	141.4		1:40.298		5	30.597	108.8	44.439		22.864	112.0		1:37.900	
2	29.783	104.6	40.975		21.828	144.8		1:32.586		6	30.579	105.9	42.894		23.752	105.5		1:37.225	
3	29.009	112.8	43.706		22.880	119.4		1:35.595		7	30.891	103.6	45.418		24.354	78.7		1:40.663	
4	31.043	106.2	45.818		22.921	113.0		1:39.782		8									

55 Judy Lyons (F)									Lola T332										
lap	Sect-1	Speed	Sect-2	Speed	Sect-3	Speed	TopSpeed	laptime	pit	lap	Sect-1	Speed	Sect-2	Speed	Sect-3	Speed	Topspeed	laptime	pit
1		67.5	1:01.870		32.041	89.7		2:30.775		6	48.436	55.9	1:10.834		35.596	81.9		2:34.866	
2	40.810	73.0	1:01.350		35.803	79.6		2:17.963		7	46.129	71.4	1:07.121		37.323	80.2		2:30.573	
3	47.165	61.9	1:10.673		34.501	80.4		2:32.339		8	46.416	64.9	1:10.180		34.690	81.2		2:31.286	
4	47.923	60.6	1:09.545		36.704	82.0		2:34.172		9	46.263	69.1	1:06.711		34.674	78.3		2:27.648	
5	48.277	61.2	1:08.766		34.962	86.2		2:32.005		10									

58 Pat Gormley (G)									Safir RJ03										
lap	Sect-1	Speed	Sect-2	Speed	Sect-3	Speed	TopSpeed	laptime	pit	lap	Sect-1	Speed	Sect-2	Speed	Sect-3	Speed	Topspeed	laptime	pit
1		85.2	48.429		25.875	112.8		1:55.168		6	30.200	95.0	43.467		23.528	115.3		1:37.195	
2	34.403	90.9	45.803		24.753	115.9		1:44.959		7	30.120	95.5	43.395		23.403	116.5		1:36.918	
3	31.183	94.0	44.440		24.245	115.1		1:39.868		8	29.928	95.6	44.168		23.670	118.7		1:37.766	
4	30.530	94.2	44.629		23.869	116.1		1:39.028		9	30.460	94.6	45.705		23.499	116.5		1:39.664	
5	30.119	94.8	43.877		24.053	114.7		1:38.049		10	30.104	96.3	43.222		23.507	109.7		1:36.833	

69 Martyn Donn (B)									Lola T760										
lap	Sect-1	Speed	Sect-2	Speed	Sect-3	Speed	TopSpeed	laptime	pit	lap	Sect-1	Speed	Sect-2	Speed	Sect-3	Speed	Topspeed	laptime	pit
1		89.2	45.222		24.330	124.5		1:47.978		8	29.235	105.2	41.346		22.037	126.1		1:32.618	
2	30.976	98.7	43.932		23.716	124.5		1:38.624		9	28.559	106.0	40.418		21.982	126.8		1:30.959	
3	29.770	102.5	42.078		22.993	126.3		1:34.841		10	29.024	105.0	40.875		21.880	127.0		1:31.779	
4	29.399	104.2	42.290		22.731	126.8		1:34.420		11	28.246	104.6	42.329		23.159	123.3		1:33.734	
5	29.435	100.9	41.819		22.541	125.6		1:33.795		12	28.557	105.7	40.290		21.995	126.1		1:30.842	
6	29.551	102.2	42.056		22.788	126.8		1:34.395		13	28.634	106.4	40.445		21.972	126.3		1:31.051	
7	29.098	104.4	41.175		22.325	125.8		1:32.598		14	28.887	104.7	40.432		21.922	126.6		1:31.241	

71 Simon Taylor (F)									Chevron B28										
lap	Sect-1	Speed	Sect-2	Speed	Sect-3	Speed	TopSpeed	laptime	pit	lap	Sect-1	Speed	Sect-2	Speed	Sect-3	Speed	Topspeed	laptime	pit
1		91.6	45.331		23.485	142.0		1:46.036		8	29.516	110.0	41.075		21.671	144.2		1:32.262	
2	31.401	100.9	42.768		22.791	141.2		1:36.960		9	29.171	109.1	40.569		21.801	144.5		1:31.541	
3	30.696	110.4	43.647		22.840	141.4		1:37.183		10	29.201	113.5	40.133		21.751	142.3		1:31.085	
4	29.816	108.3	42.452		22.458	135.2		1:34.726		11	29.705	113.7	40.662		22.561	144.5		1:32.928	
5	29.789	106.9	41.022		21.888	142.6		1:32.699		12	30.081	109.5	40.963		21.458	145.4		1:32.502	
6	29.600	110.7	41.676		21.721	144.8		1:32.997		13	29.304	116.9	40.080		21.162	145.4		1:30.546	
7	29.426	105.4	40.808		21.814	143.9		1:32.048		14	29.149	117.3	40.473		21.334	139.4		1:30.956	



Session Start: 17:09:01 - Finish: 17:29:41
 Weather/Track Conditions: Bright/Dry
 Circuit: Brands Hatch Grand Prix Circuit
 Track Length: 3.916 Km - 2.4330 miles

'Legends of Brands Hatch' Historic Race Meeting - 1 - 3 Jul 2016

Derek Bell Trophy

Race 12 - Sector Analysis

73 Adrian Hall (F)									Trojan T101								
lap	Sect-1	Speed	Sect-2	Speed	Sect-3	Speed	TopSpeed	laptime pit	lap	Sect-1	Speed	Sect-2	Speed	Sect-3	Speed	Topspeed	laptime pit
1		90.7	44.098		22.760	139.4		1:41.337	8	28.288	110.9	39.658		21.216	143.0		1:29.162
2	29.325	101.3	40.893		22.157	143.0		1:32.375	9	28.730	112.6	39.395		21.126	143.6		1:29.251
3	28.615	107.2	40.106		21.622	141.4		1:30.343	10	28.133	113.4	39.266		21.262	143.6		1:28.661
4	28.255	111.3	40.055		21.246	143.6		1:29.556	11	28.323	112.4	40.172		21.206	143.0		1:29.701
5	28.244	107.2	39.787		21.274	143.0		1:29.305	12	28.367	106.4	40.040		21.157	143.3		1:29.564
6	30.207	103.7	40.209		21.391	143.0		1:31.807	13	28.148	113.7	39.743		21.177	143.0		1:29.068
7	28.079	110.2	40.701		21.308	143.0		1:30.088	14	29.700	111.5	39.445		21.146	140.9		1:30.291

74 Frank Lyons (F)									Eagle FA74								
lap	Sect-1	Speed	Sect-2	Speed	Sect-3	Speed	TopSpeed	laptime pit	lap	Sect-1	Speed	Sect-2	Speed	Sect-3	Speed	Topspeed	laptime pit
1		100.8	44.178		23.240	133.9		1:43.111	8	29.170	98.9	41.452		21.619	137.7		1:32.241
2	30.432	107.7	42.365		21.968	137.1		1:34.765	9	29.067	109.1	40.701		22.084	122.0		1:31.852
3	29.393	106.7	42.385		22.332	130.7		1:34.110	10	29.838	112.8	40.515		21.509	136.8		1:31.862
4	30.769	101.3	43.620		22.629	126.6		1:37.018	11	28.953	98.4	41.089		23.015	136.3		1:33.057
5	30.903	100.0	42.388		22.273	132.5		1:35.564	12	29.040	110.7	39.885		21.511	137.4		1:30.436
6	29.821	107.2	42.835		22.533	130.0		1:35.189	13	28.729	110.2	40.241		21.411	140.0		1:30.381
7	30.367	98.7	42.042		22.502	135.2		1:34.911	14	28.541	109.8	41.123		21.274	120.0		1:30.938

77 Peter Alexander (B)									Chevron B29								
lap	Sect-1	Speed	Sect-2	Speed	Sect-3	Speed	TopSpeed	laptime pit	lap	Sect-1	Speed	Sect-2	Speed	Sect-3	Speed	Topspeed	laptime pit
1		84.3	48.555		27.119	108.1		1:56.088	3	32.810	93.0	54.992		In			6:03.545 P
2	35.144	90.0	47.210		25.376	108.1		1:47.730	4	Out	94.3	48.537		26.137	85.6		1:51.625

117 Michael Bletsoe-Brown (C)									Chevron B27								
lap	Sect-1	Speed	Sect-2	Speed	Sect-3	Speed	TopSpeed	laptime pit	lap	Sect-1	Speed	Sect-2	Speed	Sect-3	Speed	Topspeed	laptime pit
1		100.0	45.976		24.066	129.0		1:48.832	8	30.748	104.7	45.398		22.959	131.2		1:39.105
2	32.441	100.2	45.490		24.256	130.0		1:42.187	9	31.005	105.4	43.979		23.180	129.2		1:38.164
3					23.423	131.5		1:39.430	10	30.765	103.9	42.456		22.831	131.0		1:36.052
4	31.860	105.9	43.354		22.953	131.2		1:38.167	11	30.776	101.9	42.524		22.494	131.5		1:35.794
5	31.126	107.6	42.892		22.763	132.5		1:36.781	12	30.101	105.0	43.010		22.353	132.5		1:35.464
6					22.886	131.5		1:36.269	13	29.815	107.0	42.473		22.206	133.6		1:34.494
7	30.881	105.2	42.869		23.829	131.2		1:37.579	14								

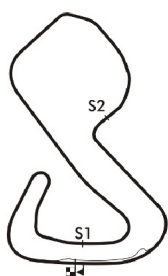


'Legends of Brands Hatch' Historic Race Meeting - 1 - 3 Jul 2016

Derek Bell Trophy

Race 12 - Best Sector Times

POS	NO	DRIVER/S	Sector 1			Sector 2			Sector 3			IDEAL LAP	BEST LAP	On
			TIME	LAP	POS	TIME	LAP	POS	TIME	LAP	POS			
1	19	Michael Lyons	27.374	12	1	38.048	12	1	20.315	12	1	1:25.737	1:25.737	12
2	22	Mark Dwyer	27.452	12	2	38.522	13	2	20.829	12	2	1:26.803	1:26.840	12
3	11	Mark Charteris	27.686	8	3	38.625	6	3	21.038	12	3	1:27.349	1:27.810	14
4	73	Adrian Hall	28.079	7	4	39.266	10	4	21.126	9	5	1:28.471	1:28.661	10
5	30	Paul Campfield	28.419	8	7	40.264	10	7	21.104	6	4	1:29.787	1:30.439	8
6	71	Simon Taylor	29.149	14	12	40.080	13	6	21.162	13	6	1:30.391	1:30.546	13
7	74	Frank Lyons	28.541	14	8	39.885	12	5	21.274	14	8	1:29.700	1:30.381	13
8	69	Martyn Donn	28.246	11	6	40.290	12	8	21.880	10	11	1:30.416	1:30.842	12
9	5	Chris Atkinson	29.033	10	11	41.143	11	12	21.597	13	9	1:31.773	1:31.883	13
10	21	John Harrison	28.903	11	9	40.886	11	10	22.185	10	12	1:31.974	1:32.116	11
11	7	Neil Glover	28.153	11	5	40.561	11	9	21.198	10	7	1:29.912	1:29.941	11
12	117	Michael Bletsoe-Brown	29.815	13	15	42.456	10	16	22.206	13	13	1:34.477	1:34.494	13
13	35	Marc Mercer	29.641	11	14	41.887	13	14	23.055	13	15	1:34.583	1:34.629	13
14	10	Daniel Pyett	29.929	13	17	41.882	13	13	23.374	9	16	1:35.185	1:35.188	13
15	17	Alan Cook	30.661	9	18	43.217	10	17	24.138	12	19	1:38.016	1:38.475	9
16	12	Wil Arif	31.619	10	19	44.390	9	19	24.093	10	18	1:40.102	1:41.406	10
17	28	Robert Cracknell	32.271	12	20	46.519	12	20	24.700	11	20	1:43.490	1:43.579	12
18	32	Adam Simmonds	39.292	6	23	55.531	10	23	29.011	10	23	2:03.834	2:04.291	10
19	58	Pat Gormley	29.928	8	16	43.222	10	18	23.403	7	17	1:36.553	1:36.833	10
20	55	Judy Lyons	40.810	2	24	1:01.350	2	24	32.041	1	24	2:14.201	2:17.963	2
21	52	Daryl Taylor	29.009	3	10	40.975	2	11	21.828	2	10	1:31.812	1:32.586	2
22	31	Rob Wainwright	29.378	5	13	42.055	5	15	22.510	4	14	1:33.943	1:34.370	5
23	77	Peter Alexander	32.810	3	21	47.210	2	21	25.376	2	21	1:45.396	1:47.730	2
24	2	Michael Sidgwick	37.132	2	22	53.028	1	22	26.545	1	22	1:56.705		



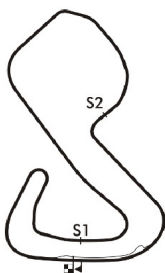
Session Start: 17:09:01 - Finish: 17:29:41
 Weather/Track Conditions: Bright/Dry
 Circuit: Brands Hatch Grand Prix Circuit
 Track Length: 3.916 Km - 2.4330 miles

'Legends of Brands Hatch' Historic Race Meeting - 1 - 3 Jul 2016

Derek Bell Trophy

Race 12 - Best Sector Speeds

	NO	SECTOR 1	MPH	NO	SECTOR 2	MPH	NO	SECTOR 3	MPH
1	19	Michael Lyons	117.7	NO SPEED TRAP			19	Michael Lyons	153.0
2	71	Simon Taylor	117.3				30	Paul Campfield	148.3
3	73	Adrian Hall	113.7				5	Chris Atkinson	145.7
4	22	Mark Dwyer	112.8				71	Simon Taylor	145.4
5	52	Daryl Taylor	112.8				52	Daryl Taylor	144.8
6	74	Frank Lyons	112.8				73	Adrian Hall	143.6
7	5	Chris Atkinson	111.5				7	Neil Glover	143.3
8	7	Neil Glover	111.3				74	Frank Lyons	140.0
9	30	Paul Campfield	110.2				22	Mark Dwyer	136.8
10	117	Michael Bletsoe-Brown	107.6				117	Michael Bletsoe-Brown	133.6
11	11	Mark Charteris	106.9				10	Daniel Pyett	129.7
12	69	Martyn Donn	106.4				11	Mark Charteris	128.5
13	10	Daniel Pyett	105.4				69	Martyn Donn	127.0
14	21	John Harrison	104.6				21	John Harrison	126.3
15	31	Rob Wainwright	104.6				31	Rob Wainwright	124.7
16	17	Alan Cook	100.8				2	Michael Sidgwick	124.5
17	35	Marc Mercer	97.6				17	Alan Cook	120.9
18	12	Wil Arif	96.3				58	Pat Gormley	118.7
19	58	Pat Gormley	96.3				35	Marc Mercer	118.3
20	77	Peter Alexander	94.3				12	Wil Arif	116.9
21	28	Robert Cracknell	91.4				28	Robert Cracknell	114.9
22	2	Michael Sidgwick	86.5				77	Peter Alexander	108.1
23	32	Adam Simmonds	77.8				32	Adam Simmonds	106.2
24	55	Judy Lyons	73.0				55	Judy Lyons	89.7



Session Start: 17:09:01 - Finish: 17:29:41
Weather/Track Conditions: Bright/Dry
Circuit: Brands Hatch Grand Prix Circuit
Track Length: 3.916 Km - 2.4330 miles

'Legends of Brands Hatch' Historic Race Meeting - 1 - 3 Jul 2016

Derek Bell Trophy

Race 12 - Lap Chart

Lap 1			Lap 2			Lap 3			Lap 4			Lap 5			Lap 6		
NO	Behind	Laptime	NO	Behind	Laptime	NO	Behind	Laptime	NO	Behind	Laptime	NO	Behind	Laptime	NO	Behind	Laptime
19		1:35.233	19		1:30.009	19		1:29.622	19		1:29.141	19		1:29.074	19		1:28.856
22	3.679	1:38.912	22	5.881	1:32.211	22	6.798	1:30.539	22	6.589	1:28.932	22	5.854	1:28.339	17	1 LAP	1:43.264
11	4.593	1:39.826	11	6.709	1:32.125	11	7.785	1:30.698	11	7.545	1:28.901	28	1 LAP	1:49.078	22	5.465	1:28.467
52	5.065	1:40.298	52	7.642	1:32.586	73	9.191	1:30.343	73	9.606	1:29.556	11	6.807	1:28.336	11	6.014	1:28.063
73	6.104	1:41.337	73	8.470	1:32.375	52	13.615	1:35.595	30	22.064	1:34.042	73	9.837	1:29.305	12	1 LAP	1:44.440
74	7.878	1:43.111	74	12.634	1:34.765	55	1 LAP	2:17.963	52	24.256	1:39.782	30	24.016	1:31.026	73	12.788	1:31.807
30	10.308	1:45.541	30	15.045	1:34.746	74	17.122	1:34.110	74	24.999	1:37.018	74	31.489	1:35.564	30	25.614	1:30.454
71	10.803	1:46.036	71	17.754	1:36.960	30	17.163	1:31.740	31	30.646	1:34.759	52	33.082	1:37.900	28	1 LAP	1:49.258
31	11.604	1:46.837	31	18.607	1:37.012	31	25.028	1:36.043	71	30.900	1:34.726	71	34.525	1:32.699	74	37.822	1:35.189
69	12.745	1:47.978	69	21.360	1:38.624	71	25.315	1:37.183	69	31.858	1:34.420	31	35.942	1:34.370	71	38.666	1:32.997
117	13.599	1:48.832	5	24.358	1:39.541	69	26.579	1:34.841	32	1 LAP	2:11.904	69	36.579	1:33.795	52	41.451	1:37.225
5	14.826	1:50.059	117	25.777	1:42.187	5	33.186	1:38.450	5	41.927	1:37.882	5	49.211	1:36.358	69	42.118	1:34.395
21	16.818	1:52.051	21	26.291	1:39.482	117	35.585	1:39.430	21	43.334	1:35.786	21	50.281	1:36.021	31	43.409	1:36.323
35	17.256	1:52.489	35	26.725	1:39.478	21	36.689	1:40.020	117	44.611	1:38.167	117	52.318	1:36.781	77	3 LAPS	6:03.545
10	17.815	1:53.048	10	29.241	1:41.435	35	37.367	1:40.264	35	45.716	1:37.490	35	53.559	1:36.917	55	2 LAPS	2:34.172
7	19.098	1:54.331	58	34.885	1:44.959	10	39.877	1:40.258	10	50.409	1:39.673	10	59.145	1:37.810	5	55.475	1:35.120
58	19.935	1:55.168	77	38.576	1:47.730	58	45.131	1:39.868	58	55.018	1:39.028	7	1:02.768	1:35.766	21	56.295	1:34.870
77	20.855	1:56.088	17	42.028	1:48.972	7	49.509	1:37.101	7	56.076	1:35.708	58	1:03.993	1:38.049	117	59.731	1:36.269
17	23.065	1:58.298	7	42.030	1:52.941	17	1:00.855	1:48.449	55	1 LAP	2:32.339	32	1 LAP	2:10.178	35	1:00.991	1:36.288
12	23.993	1:59.226	12	45.682	1:51.698	12	1:04.510	1:48.450	17	1:17.424	1:45.710				7	1:07.209	1:33.297
2	27.894	2:03.127	28	54.806	1:55.732	28	1:15.165	1:49.981	12	1:20.163	1:44.794				10	1:08.378	1:38.089
28	29.083	2:04.316	32	1:27.200	2:12.141										58	1:12.332	1:37.195
32	45.068	2:20.301															
55	55.542	2:30.775															

Session Start: 17:09:01 - Finish: 17:29:41
Weather/Track Conditions: Bright/Dry
Circuit: Brands Hatch Grand Prix Circuit
Track Length: 3.916 Km - 2.4330 miles

'Legends of Brands Hatch' Historic Race Meeting - 1 - 3 Jul 2016

Derek Bell Trophy

Race 12 - Lap Chart

Lap 7			Lap 8			Lap 9			Lap 10			Lap 11			Lap 12		
NO	Behind	Laptime	NO	Behind	Laptime	NO	Behind	Laptime	NO	Behind	Laptime	NO	Behind	Laptime	NO	Behind	Laptime
19		1:27.394	19		1:26.699	19		1:27.677	19		1:28.555	19		1:27.434	19		1:25.737
22	7.771	1:29.700	11	10.264	1:28.467	10	1 LAP	1:39.124	117	1 LAP	1:38.164	7	1 LAP	1:31.630	7	1 LAP	1:29.941
11	8.496	1:29.876	22	10.412	1:29.340	58	1 LAP	1:37.766	35	1 LAP	1:38.571	117	1 LAP	1:36.052	22	14.056	1:26.840
73	15.482	1:30.088	73	17.945	1:29.162	11	10.650	1:28.063	55	4 LAPS	2:34.866	22	12.953	1:27.861	11	16.420	1:28.537
17	1 LAP	1:44.369	55	3 LAPS	2:32.005	22	11.977	1:29.242	11	11.218	1:29.123	11	13.620	1:29.836	117	1 LAP	1:35.794
12	1 LAP	1:45.863	30	32.780	1:30.439	73	19.519	1:29.251	22	12.526	1:29.104	35	1 LAP	1:36.662	35	1 LAP	1:35.043
30	29.040	1:30.820	17	1 LAP	1:40.648	31	2 LAPS	4:05.838	10	1 LAP	1:38.285	28	2 LAPS	1:45.812	73	25.719	1:29.564
32	2 LAPS	2:09.266	12	1 LAP	1:42.067	30	36.672	1:31.569	58	1 LAP	1:39.664	73	21.892	1:29.701	10	1 LAP	1:37.552
71	43.320	1:32.048	71	48.883	1:32.262	17	1 LAP	1:40.119	73	19.625	1:28.661	10	1 LAP	1:36.794	28	2 LAPS	1:45.956
74	45.339	1:34.911	74	50.881	1:32.241	71	52.747	1:31.541	32	3 LAPS	2:06.647	58	1 LAP	1:36.833	30	48.607	1:30.952
28	1 LAP	1:46.498	69	53.241	1:32.618	12	1 LAP	1:41.912	30	39.227	1:31.110	30	43.392	1:31.599	71	1:07.536	1:32.502
69	47.322	1:32.598	28	1 LAP	1:46.665	74	55.056	1:31.852	71	55.277	1:31.085	71	1:00.771	1:32.928	74	1:08.685	1:30.436
52	54.720	1:40.663	5	1:09.435	1:33.796	69	56.523	1:30.959	17	1 LAP	1:38.475	74	1:03.986	1:33.057	69	1:11.152	1:30.842
5	1:02.338	1:34.257	21	1:11.088	1:34.224	5	1:15.973	1:34.215	74	58.363	1:31.862	69	1:06.047	1:33.734	17	1 LAP	1:39.989
21	1:03.563	1:34.662	32	2 LAPS	2:06.613	21	1:17.022	1:33.611	69	59.747	1:31.779	32	3 LAPS	2:09.320			
77	3 LAPS	1:51.625	7	1:20.912	1:34.853	28	1 LAP	1:47.823	12	1 LAP	1:41.702	17	1 LAP	1:39.399			
117	1:09.916	1:37.579	117	1:22.322	1:39.105	7	1:25.805	1:32.570	5	1:19.796	1:32.378	55	4 LAPS	2:30.573			
35	1:10.727	1:37.130	35	1:23.364	1:39.336				21	1:20.828	1:32.361	12	1 LAP	1:41.406			
7	1:12.758	1:32.943										5	1:24.652	1:32.290			
10	1:19.818	1:38.834										21	1:25.510	1:32.116			
58	1:21.856	1:36.918															

Session Start: 17:09:01 - Finish: 17:29:41
Weather/Track Conditions: Bright/Dry
Circuit: Brands Hatch Grand Prix Circuit
Track Length: 3.916 Km - 2.4330 miles

'Legends of Brands Hatch' Historic Race Meeting - 1 - 3 Jul 2016

Derek Bell Trophy

Race 12 - Lap Chart

Lap 13			Lap 14		
NO	Behind	Laptime	NO	Behind	Laptime
19		1:28.797	19		1:26.657
5	1 LAP	1:35.219	17	2 LAPS	1:39.191
21	1 LAP	1:35.709	5	1 LAP	1:31.883
7	1 LAP	1:31.342	21	1 LAP	1:33.435
22	12.641	1:27.382	22	13.695	1:27.711
12	2 LAPS	1:46.398	7	1 LAP	1:34.650
11	15.682	1:28.059	11	16.835	1:27.810
32	4 LAPS	2:04.962	73	29.624	1:30.291
73	25.990	1:29.068	12	2 LAPS	1:45.266
117	1 LAP	1:35.464	117	1 LAP	1:34.494
35	1 LAP	1:35.725	35	1 LAP	1:34.629
10	1 LAP	1:36.731	10	1 LAP	1:35.188
55	5 LAPS	2:31.286	30	54.711	1:30.589
30	50.779	1:30.969	32	4 LAPS	2:04.291
28	2 LAPS	1:44.002	28	2 LAPS	1:43.579
71	1:09.285	1:30.546	71	1:13.584	1:30.956
74	1:10.269	1:30.381	74	1:14.550	1:30.938
69	1:13.406	1:31.051	69	1:17.990	1:31.241
			55	5 LAPS	2:27.648

Session Start: 17:09:01 - Finish: 17:29:41
Weather/Track Conditions: Bright/Dry
Circuit: Brands Hatch Grand Prix Circuit
Track Length: 3.916 Km - 2.4330 miles

'Legends of Brands Hatch' Historic Race Meeting - 1 - 3 Jul 2016

Guards Trophy supported by Dunlop Tyres

Race 13 - Classification

Sheet No:

POS	NO	DRIVER/S	CLASS	CLASS POS	CAR MAKE / MODEL	TIME	LAPS	GAP	DIFF	MPH	BEST	ON
1	18	Bartell-Grant	SRC	1	Elva Mk7S	41:17.674	22	-- 22 laps		77.77	1:41.035	21
2	75	Voyazides-Hadfield	D	1	Shelby Daytona Cobra	41:18.062	22	0.388	0.388	77.76	1:40.774	22
3	16	Phillip Nelson	SRD	1	Chevron B8	41:20.887	22	3.213	2.825	77.67	1:41.233	21
4	6	Thompson-McClurg	SRD	2	Chevron B6	41:26.694	22	9.020	5.807	77.48	1:40.669	15
5	1	Gardiner-Cox	D	2	TVR Griffith	41:41.150	22	23.476	14.456	77.04	1:42.983	12
6	49	Schryver-Mitchell	SRD	3	Chevron B6	41:42.489	22	24.815	1.339	77.00	1:39.004	8
7	25	Hibberd A-Hibberd M	SRB	1	Lotus 23B	41:48.598	22	30.924	6.109	76.81	1:41.254	16
8	14	John Spiers	D	3	TVR Griffith	42:41.878	22	1:24.204	53.280	75.21	1:44.464	18
9	41	Brian Casey	SRE	1	Lenham P69	42:43.848	22	1:26.174	1.970	75.15	1:44.890	19
10	26	John Davison	A	1	Lotus Elan 26R	42:50.543	22	1:32.869	6.695	74.96	1:45.799	17
11	8	Paul Tooms	A	2	Lotus Elan	42:53.806	22	1:36.132	3.263	74.86	1:46.112	17
12	65	Thompson-Hales	D	4	TVR Griffith	43:00.271	22	1:42.597	6.465	74.68	1:44.694	8
13	60	Thomas Seckel	SRB	2	Bobsy SR2	41:33.177	21	-- 21 laps	19.018	73.77	1:45.901	21
14	19	Nick Pancisi	A	3	Lotus Elan S1 GTS	41:59.780	21	26.603	26.603	72.99	1:48.653	12
15	52	Daws G-Daws N	SRB	3	Merlyn 6A	42:00.165	21	26.988	0.385	72.98	1:45.055	17
16	21	Russell A-Russell J	A	4	Lotus Elan 26R	42:07.392	21	34.215	7.227	72.77	1:46.960	18
17	186	Ben Adams	A	5	Turner Mk2	41:33.093	20	-- 20 laps	1:13.237	70.26	1:52.602	15
18	103	Georg Nolte	D	5	Bizzarini 5300	42:21.273	20	48.180	48.180	68.93	1:54.708	14
19	50	Brooks V-Brooks K	A	6	Lotus Elan	42:21.667	20	48.574	0.394	68.92	1:52.120	7
20	58	Wyndham-Hill	C	1	Austin Healey 3000	42:37.746	20	1:04.653	16.079	68.49	1:55.170	9
21	64	Martin Richardson	B	1	MG B	43:18.565	20	1:45.472	40.819	67.41	1:56.947	6
22	9	Richard Piper	INV	1	Brahma B2	35:47.394	19	-- 19 laps		77.49	1:39.597	19
23	37	Steve Naish	B	2	MG B	41:21.613	19	5:34.219	5:34.219	67.06	1:59.474	19
24	32	Charles Allison	SRD	4	Chevron B8	42:27.524	19	6:40.130	1:05.911	65.32	1:42.369	13

----- NOT CLASSIFIED -----

DNC 11	Andrew Shepherd	SRB	Lotus 23C	27:24.685	13	-- 13 laps		69.23	1:44.714	8	
DNC 10	Stuart Tizzard	SRB	Lotus 23B	25:02.728	12	-- 12 laps		18.611	69.94	1:45.654	12
DNC 154	Aylett-Farrall	INV	GSM Delta Coupe	9:51.289	4	-- 4 laps --		27.212	59.25	2:06.238	4
DNC 73	Michael Lillywhite	B	MG B	2:25.827	1	-- 1 laps --			60.06		
DNC 34	James Schryver	SRD	Chevron B8								

----- FASTEST LAP SUMMARY -----

NO	DRIVER/S	CLASS	CAR MAKE / MODEL	FASTEST LAP	ON	MPH
49	Schryver-Mitchell	SRD	Chevron B6	1:39.004	8	88.47
9	Richard Piper	INV	Brahma B2	1:39.597	19	87.94
75	Voyazides-Hadfield	D	Shelby Daytona Cobra	1:40.774	22	86.91
18	Bartell-Grant	SRC	Elva Mk7S	1:41.035	21	86.69
25	Hibberd A-Hibberd M	SRB	Lotus 23B	1:41.254	16	86.50
41	Brian Casey	SRE	Lenham P69	1:44.890	19	83.50
26	John Davison	A	Lotus Elan 26R	1:45.799	17	82.79
58	Wyndham-Hill	C	Austin Healey 3000	1:55.170	9	76.05
64	Martin Richardson	B	MG B	1:56.947	6	74.90

Session Start: 17:47:55 - Finish: 18:29:12

Weather/Track Conditions: Bright/Dry

Circuit: Brands Hatch Grand Prix Circuit

Track Length: 3.916 Km - 2.4330 miles

These results are provisional until the conclusion of any judicial and technical matters.

Clerk of the Course: Julian Floyd	Timekeeper: Nick Palmer	Issued at:
--	--------------------------------	------------

'Legends of Brands Hatch' Historic Race Meeting - 1 - 3 Jul 2016

Guards Trophy supported by Dunlop Tyres

Race 13 - Sector Analysis

1 Gardiner-Cox (D)									TVR Griffith								
lap	Sect-1	Speed	Sect-2	Speed	Sect-3	Speed	TopSpeed	laptime pit	lap	Sect-1	Speed	Sect-2	Speed	Sect-3	Speed	Topspeed	laptime pit
1		88.6	46.985		35.674	60.5		2:02.328	12	32.733	96.5	46.092		24.158	132.8		1:42.983
2	51.717	50.5	1:09.833		39.809	59.9		2:41.359	13	33.368	92.9	45.884		24.507	127.8		1:43.759
3	50.374	52.3	1:09.651		40.246	127.5		2:40.271	14	33.344	89.5	46.279		24.523	125.6		1:44.146
4	33.480	92.7	46.089		24.454	131.2		1:44.023	15	32.801	91.5	45.836		24.404	130.0		1:43.041
5	32.768	93.1	46.551		24.932	127.3		1:44.251	16	33.051	91.2	46.279		24.440	128.2		1:43.770
6	33.448	93.3	46.393		24.688	130.5		1:44.529	17	33.279	93.9	47.054		24.384	126.1		1:44.717
7	33.271	94.2	46.474		24.289	126.8		1:44.034	18	32.735	92.1	46.674		24.445	126.3		1:43.854
8	33.510	93.4	46.208		24.441	130.0		1:44.159	19	33.038	94.0	46.721		24.930	123.3		1:44.689
9	33.199	92.5	46.344		24.260	130.7		1:43.803	20	33.444	92.2	46.973		25.359	125.4		1:45.776
10	32.936	92.7	46.619		In			3:02.398 P	21	33.058	89.3	46.921		24.987	127.0		1:44.966
11	Out	96.9	45.401		24.334	132.5		1:44.038	22	32.922	91.6	46.676		24.658	121.8		1:44.256

6 Thompson-McClurg (SRD)									Chevron B6								
lap	Sect-1	Speed	Sect-2	Speed	Sect-3	Speed	TopSpeed	laptime pit	lap	Sect-1	Speed	Sect-2	Speed	Sect-3	Speed	Topspeed	laptime pit
1		94.7	48.497		34.024	59.4		2:07.666	12	32.403	94.2	45.204		24.418	125.4		1:42.025
2	52.539	50.9	1:10.651		39.462	49.6		2:42.652	13	32.001	96.7	45.058		24.227	125.1		1:41.286
3	51.042	36.1	1:09.598		37.793	124.0		2:38.433	14	32.007	93.8	45.488		23.865	126.1		1:41.360
4	35.194	93.4	47.909		25.176	123.5		1:48.279	15	32.074	91.6	44.903		23.692	126.8		1:40.669
5	33.668	89.2	48.017		24.656	125.1		1:46.341	16	31.835	93.9	45.252		23.643	127.0		1:40.730
6	33.860	88.1	48.015		In			3:10.442 P	17	32.158	97.6	45.176		24.611	127.0		1:41.945
7	Out	89.5	46.211		24.120	126.1		1:46.497	18	31.715	93.6	46.118		23.889	125.8		1:41.722
8	32.103	94.6	45.928		24.153	125.8		1:42.184	19	32.079	93.8	46.230		23.674	126.8		1:41.983
9	31.962	93.3	45.442		24.098	126.1		1:41.502	20	31.934	91.4	45.121		26.690	126.3		1:43.745
10	31.890	92.0	45.804		23.796	126.1		1:41.490	21	31.798	96.1	45.309		24.266	124.9		1:41.373
11	32.080	91.9	46.567		24.048	125.6		1:42.695	22	32.106	95.6	45.243		24.326	119.2		1:41.675

8 Paul Tooms (A)									Lotus Elan								
lap	Sect-1	Speed	Sect-2	Speed	Sect-3	Speed	TopSpeed	laptime pit	lap	Sect-1	Speed	Sect-2	Speed	Sect-3	Speed	Topspeed	laptime pit
1		86.8	49.033		33.700	57.7		2:06.045	12	33.553	92.1	47.351		25.656	116.7		1:46.560
2	52.422	45.3	1:10.696		39.841	49.1		2:42.959	13	33.606	91.9	47.345		25.344	116.3		1:46.295
3	50.535	40.3	1:09.381		38.997	115.5		2:38.913	14	33.919	89.9	47.475		26.108	116.7		1:47.502
4	34.544	88.7	48.197		26.246	117.7		1:48.987	15	33.224	90.5	47.575		25.415	116.7		1:46.214
5	34.730	87.7	48.674		25.826	116.3		1:49.230	16	33.600	90.4	47.510		25.427	116.9		1:46.537
6	33.845	88.1	48.336		In			3:09.300 P	17	33.344	91.1	47.253		25.515	116.1		1:46.112
7	Out	90.6	47.818		25.976	117.3		1:50.438	18	33.648	90.9	47.672		26.254	115.5		1:47.574
8	34.067	91.2	47.981		25.793	115.9		1:47.841	19	34.079	92.1	47.739		25.788	116.1		1:47.606
9	33.835	90.1	50.104		25.579	115.3		1:49.518	20	33.669	91.9	47.700		25.700	117.7		1:47.069
10	33.746	90.6	47.417		25.460	115.1		1:46.623	21	34.039	87.8	47.567		25.672	116.5		1:47.278
11	33.825	89.7	48.794		25.922	116.7		1:48.541	22	33.649	91.6	47.498		25.517	112.0		1:46.664

9 Richard Piper (INV)									Brahma B2								
lap	Sect-1	Speed	Sect-2	Speed	Sect-3	Speed	TopSpeed	laptime pit	lap	Sect-1	Speed	Sect-2	Speed	Sect-3	Speed	Topspeed	laptime pit
1		93.0	46.928		33.932	61.9		2:05.530	11	31.371	100.2	45.114		24.064	121.1		1:40.549
2	52.331	46.2	1:10.541		39.725	48.3		2:42.597	12	32.139	96.7	44.495		23.946	120.9		1:40.580
3	51.034	39.1	1:09.355		38.660	116.9		2:39.049	13	31.397	100.6	44.656		23.920	120.9		1:39.973
4	33.607	93.9	45.982		24.275	121.3		1:43.864	14	31.768	99.2	44.547		23.947	120.9		1:40.262
5	32.187	97.4	45.678		25.153	120.9		1:43.018	15	31.770	99.3	44.750		24.092	122.2		1:40.612
6	31.992	93.5	45.823		24.145	121.1		1:41.960	16	31.643	99.8	44.415		24.283	120.7		1:40.341
7	31.862	98.6	45.559		23.998	121.8		1:41.419	17	31.385	99.9	45.277		24.274	121.8		1:40.936
8	32.699	98.9	45.125		In			3:01.079 P	18	31.561	99.2	43.556		24.491	120.0		1:39.608
9	Out	98.7	45.309		23.985	122.0		1:45.448	19	31.482	99.0	43.681		24.434	118.1		1:39.597
10	32.011	99.0	45.075		23.886	121.5		1:40.972	20								

10 Stuart Tizzard (SRB)									Lotus 23B								
lap	Sect-1	Speed	Sect-2	Speed	Sect-3	Speed	TopSpeed	laptime pit	lap	Sect-1	Speed	Sect-2	Speed	Sect-3	Speed	Topspeed	laptime pit
1		81.5	50.846		35.836	75.6		2:13.653	7	34.172	87.0	48.178		25.188	121.1		1:47.538
2	54.358	49.9	1:09.708		40.060	45.1		2:44.126	8	33.886	90.3	47.270		In			3:11.193 P
3	49.889	41.1	1:11.224		37.636	116.3		2:38.749	9	Out	87.0	47.786		24.903	123.1		1:49.374
4	34.026	92.2	47.671		25.852	122.0		1:47.549	10	33.330	89.9	47.572		24.881	122.6		1:45.783
5	33.993	92.5	47.256		25.369	122.0		1:46.618	11	33.250	89.7	47.517		24.897	123.1		1:45.664
6	34.000	93.6	47.466		25.361	122.6		1:46.827	12	33.240	94.3	47.514		24.900	123.8		1:45.654



Session Start: 17:47:55 - Finish: 18:29:12
 Weather/Track Conditions: Bright/Dry
 Circuit: Brands Hatch Grand Prix Circuit
 Track Length: 3.916 Km - 2.4330 miles

'Legends of Brands Hatch' Historic Race Meeting - 1 - 3 Jul 2016

Guards Trophy supported by Dunlop Tyres

Race 13 - Sector Analysis

11 Andrew Shepherd (SRB)									Lotus 23C								
lap	Sect-1	Speed	Sect-2	Speed	Sect-3	Speed	TopSpeed	laptime pit	lap	Sect-1	Speed	Sect-2	Speed	Sect-3	Speed	Topspeed	laptime pit
1		90.3	48.411		33.758	52.5		2:04.379	8	33.599	95.6	46.731		24.384	126.1		1:44.714
2	51.926	48.3	1:10.423		39.325	59.1		2:41.674	9	33.761	90.3	47.325		25.280	125.1		1:46.366
3	51.582	45.0	1:09.303		39.224	121.1		2:40.109	10	33.608	90.6	47.836		25.045	116.1		1:46.489
4	35.056	89.1	48.505		24.636	127.3		1:48.197	11	34.026	89.8	46.947		24.672	127.5		1:45.645
5	33.191	87.3	47.628		24.849	126.1		1:45.668	12	33.509	88.1	47.343		In			3:07.336 P
6	33.725	91.6	47.233		25.912	124.5		1:46.870	13	Out	83.1	50.498		In			2:40.568 P
7	33.949	90.4	47.859		24.862	125.4		1:46.670	14								

14 John Spiers (D)									TVR Griffith								
lap	Sect-1	Speed	Sect-2	Speed	Sect-3	Speed	TopSpeed	laptime pit	lap	Sect-1	Speed	Sect-2	Speed	Sect-3	Speed	Topspeed	laptime pit
1		84.9	49.270		35.782	69.5		2:10.929	12	33.674	89.4	47.089		24.719	127.8		1:45.482
2	52.818	56.5	1:10.208		39.687	43.7		2:42.713	13	33.854	90.5	47.467		24.846	126.8		1:46.167
3	50.843	37.2	1:10.252		37.366	123.3		2:38.461	14	33.793	94.0	47.059		25.171	126.3		1:46.023
4	34.547	95.2	47.383		24.699	129.0		1:46.629	15	33.689	91.5	47.880		25.197	125.1		1:46.766
5	33.643	87.1	47.219		24.686	128.0		1:45.548	16	33.997	88.1	47.605		25.059	126.8		1:46.661
6	33.682	90.6	47.655		24.967	130.0		1:46.304	17	33.974	93.4	48.616		25.421	125.1		1:48.011
7	33.417	93.9	47.402		24.799	129.0		1:45.618	18	33.575	94.7	46.373		24.516	128.0		1:44.464
8	33.189	93.8	47.037		24.706	124.5		1:44.932	19	33.564	93.1	46.811		24.762	126.6		1:45.137
9	33.753	92.9	46.981		In			3:08.858 P	20	33.792	90.7	47.671		26.110	124.9		1:47.573
10	Out	92.2	47.863		25.104	126.8		1:50.098	21	34.206	88.8	50.173		26.189	117.1		1:50.568
11	33.748	87.7	46.801		24.782	128.0		1:45.331	22	35.012	83.9	49.170		25.423	112.2		1:49.605

16 Phillip Nelson (SRD)									Chevron B8								
lap	Sect-1	Speed	Sect-2	Speed	Sect-3	Speed	TopSpeed	laptime pit	lap	Sect-1	Speed	Sect-2	Speed	Sect-3	Speed	Topspeed	laptime pit
1		89.5	46.744		36.006	51.0		2:03.729	12	32.812	89.5	46.547		24.311	124.2		1:43.670
2	51.650	49.7	1:10.013		40.096	60.6		2:41.759	13	32.838	89.2	48.187		24.347	123.1		1:45.372
3	51.054	49.4	1:08.975		39.869	119.8		2:39.898	14	32.807	92.2	46.578		24.745	123.8		1:44.130
4	33.194	90.7	46.370		24.341	125.1		1:43.905	15	32.827	92.0	45.493		In			3:00.282 P
5	32.707	90.1	46.131		24.379	122.9		1:43.217	16	Out	94.0	45.351		23.999	124.7		1:44.087
6	32.408	93.8	45.795		24.416	119.2		1:42.619	17	32.698	90.3	45.530		23.944	124.9		1:42.172
7	32.467	92.7	46.458		24.028	124.0		1:42.953	18	32.394	90.1	45.176		23.742	124.9		1:41.312
8	32.940	87.6	46.172		24.080	124.2		1:43.192	19	32.518	94.2	45.361		23.691	125.6		1:41.570
9	32.704	92.9	45.919		24.156	124.0		1:42.779	20	32.191	94.3	46.287		24.596	124.9		1:43.074
10	32.641	91.4	46.042		24.605	123.8		1:43.288	21	32.236	92.7	45.050		23.947	125.4		1:41.233
11	32.625	91.6	46.932		24.886	123.5		1:44.443	22	32.675	90.0	45.395		24.133	115.3		1:42.203

18 Bartell-Grant (SRC)									Elva Mk7S								
lap	Sect-1	Speed	Sect-2	Speed	Sect-3	Speed	TopSpeed	laptime pit	lap	Sect-1	Speed	Sect-2	Speed	Sect-3	Speed	Topspeed	laptime pit
1		90.0	45.973		35.684	52.6		1:59.412	12	32.489	95.9	45.015		24.409	125.1		1:41.913
2	53.021	54.5	1:10.220		39.999	62.9		2:43.240	13	32.137	96.6	45.553		24.490	125.8		1:42.180
3	50.307	49.1	1:10.021		40.551	122.6		2:40.879	14	31.756	95.2	45.137		24.288	126.1		1:41.181
4	33.362	87.6	46.919		24.484	124.9		1:44.765	15	31.736	98.0	45.030		24.361	125.6		1:41.127
5	32.875	93.0	45.945		24.618	124.7		1:43.438	16	32.186	96.3	46.098		24.763	126.3		1:43.047
6	32.735	92.5	45.342		24.454	124.5		1:42.531	17	32.645	97.0	44.887		24.223	127.3		1:41.755
7	32.785	92.4	45.323		24.283	124.9		1:42.391	18	33.292	117.7	44.793		24.181	125.6		1:42.266
8	32.703	93.6	45.394		24.093	125.1		1:42.190	19	32.305	98.0	45.844		24.119	128.2		1:42.268
9	32.507	95.4	45.848		In			3:07.278 P	20	32.003	99.5	45.610		24.055	125.8		1:41.668
10	Out	92.4	46.845		25.036	125.6		1:48.621	21	31.940	96.1	44.664		24.431	125.4		1:41.035
11	33.337	79.8	45.739		24.216	125.1		1:43.292	22	31.903	96.3	44.933		24.361	122.9		1:41.197



Session Start: 17:47:55 - Finish: 18:29:12
 Weather/Track Conditions: Bright/Dry
 Circuit: Brands Hatch Grand Prix Circuit
 Track Length: 3.916 Km - 2.4330 miles

'Legends of Brands Hatch' Historic Race Meeting - 1 - 3 Jul 2016

Guards Trophy supported by Dunlop Tyres

Race 13 - Sector Analysis

19 Nick Pancisi (A)									Lotus Elan S1 GTS										
lap	Sect-1	Speed	Sect-2	Speed	Sect-3	Speed	TopSpeed	laptime	pit	lap	Sect-1	Speed	Sect-2	Speed	Sect-3	Speed	Topspeed	laptime	pit
1		82.9	50.458		35.779	70.8		2:12.840		12	34.078	87.7	48.789		25.786	115.3		1:48.653	
2	53.646	51.8	1:10.020		40.258	40.8		2:43.924		13	33.932	89.2	49.219		25.785	115.9		1:48.936	
3	50.052	36.7	1:10.244		38.299	112.0		2:38.595		14	34.282	88.0	49.044		25.928	115.3		1:49.254	
4	34.095	86.9	49.606		26.256	114.5		1:49.957		15	34.716	78.6	48.976		25.984	113.3		1:49.676	
5	34.042	87.6	49.417		28.657	112.4		1:52.116		16	34.297	87.4	49.332		25.729	115.9		1:49.358	
6	34.769	83.1	49.901		26.978	111.7		1:51.648		17	34.732	84.8	48.720		26.036	114.7		1:49.488	
7	34.999	87.4	49.580		26.035	113.9		1:50.614		18	34.456	86.4	49.120		26.604	115.5		1:50.180	
8	34.364	88.0	49.439		26.554	114.5		1:50.357		19	34.617	88.5	49.865		27.194	113.5		1:51.676	
9	33.736	89.3	49.306		In			3:08.588	P	20	34.272	91.0	50.173		26.102	115.1		1:50.547	
10	Out	85.1	50.546		26.181	116.5		1:54.339		21	34.437	84.7	48.960		26.532	114.3		1:49.929	
11	33.879	89.7	49.017		26.209	115.3		1:49.105		22									

21 Russell A-Russell J (A)									Lotus Elan 26R										
lap	Sect-1	Speed	Sect-2	Speed	Sect-3	Speed	TopSpeed	laptime	pit	lap	Sect-1	Speed	Sect-2	Speed	Sect-3	Speed	Topspeed	laptime	pit
1		81.0	50.405		35.529	68.8		2:11.315		12	34.076	89.9	49.569		In			3:23.146	P
2	53.005	56.1	1:10.294		40.568	40.7		2:43.867		13	Out	88.4	50.274		26.188	112.8		1:54.161	
3	50.101	32.9	1:10.136		38.192	111.1		2:38.429		14	33.705	91.1	47.850		25.489	112.2		1:47.044	
4	34.371	89.2	49.263		26.170	113.5		1:49.804		15	33.791	91.7	47.739		25.544	112.2		1:47.074	
5	49.187	84.4	49.702		26.152	114.5		2:05.041		16	33.457	90.4	48.725		25.566	113.2		1:47.748	
6	33.950	91.1	49.674		26.582	112.8		1:50.206		17	33.417	91.7	47.831		25.971	112.8		1:47.219	
7	34.190	89.5	49.596		26.540	112.8		1:50.326		18	33.342	90.7	47.963		25.655	113.2		1:46.960	
8	34.126	91.0	49.498		26.371	113.7		1:49.995		19	33.479	89.9	48.405		26.468	112.8		1:48.352	
9	34.765	89.4	49.138		26.388	113.3		1:50.291		20	33.852	90.3	49.276		25.954	112.0		1:49.082	
10	34.225	88.7	49.197		26.333	113.9		1:49.755		21	33.629	89.2	48.173		25.734	111.8		1:47.536	
11	34.136	87.3	49.690		26.215	113.5		1:50.041		22									

25 Hibberd A-Hibberd M (SRB)									Lotus 23B										
lap	Sect-1	Speed	Sect-2	Speed	Sect-3	Speed	TopSpeed	laptime	pit	lap	Sect-1	Speed	Sect-2	Speed	Sect-3	Speed	Topspeed	laptime	pit
1		92.7	47.714		34.212	56.1		2:05.217		12	32.647	94.4	48.218		24.316	125.1		1:45.181	
2	52.068	48.2	1:10.301		39.610	57.5		2:41.979		13	32.807	91.6	46.500		24.566	126.3		1:43.873	
3	51.501	43.2	1:09.021		38.706	120.4		2:39.228		14	32.698	98.6	44.885		24.277	123.3		1:41.860	
4	35.153	88.1	48.763		26.256	117.3		1:50.172		15	32.009	97.7	45.119		24.687	124.2		1:41.815	
5	35.489	93.0	49.055		25.205	125.1		1:49.749		16	31.932	98.6	45.068		24.254	124.2		1:41.254	
6	34.169	89.3	47.059		25.009	124.0		1:46.237		17	32.228	98.0	45.507		24.824	124.0		1:42.559	
7	33.800	90.9	47.606		24.979	124.5		1:46.385		18	32.511	98.9	45.168		24.578	123.3		1:42.257	
8	33.109	94.4	46.861		24.853	123.8		1:44.823		19	31.913	99.5	45.959		24.133	124.2		1:42.005	
9	33.552	92.4	46.725		In			3:04.377	P	20	32.190	97.4	48.002		26.486	124.0		1:46.678	
10	Out	99.5	46.514		24.909	123.5		1:46.157		21	32.381	98.3	46.111		24.395	124.9		1:42.887	
11	32.216	99.5	45.326		24.113	125.1		1:41.655		22	32.277	96.7	45.426		24.547	121.5		1:42.250	

26 John Davison (A)									Lotus Elan 26R										
lap	Sect-1	Speed	Sect-2	Speed	Sect-3	Speed	TopSpeed	laptime	pit	lap	Sect-1	Speed	Sect-2	Speed	Sect-3	Speed	Topspeed	laptime	pit
1		83.0	50.038		34.475	58.5		2:08.719		12	33.083	91.1	47.855		25.560	115.1		1:46.498	
2	52.421	49.7	1:10.519		39.951	47.1		2:42.891		13	33.567	91.1	48.727		In			3:06.470	P
3	50.810	35.5	1:09.360		38.187	116.3		2:38.357		14	Out	90.6	47.467		25.484	117.1		1:49.050	
4	34.686	90.1	48.167		25.811	117.9		1:48.664		15	33.854	92.5	47.480		25.409	116.7		1:46.743	
5	34.503	90.7	48.538		25.811	117.1		1:48.852		16	32.996	93.4	47.363		25.562	117.5		1:45.921	
6	33.718	89.3	47.860		25.752	117.5		1:47.330		17	33.111	93.0	47.345		25.343	117.9		1:45.799	
7	33.838	87.9	48.297		26.166	110.9		1:48.301		18	33.436	92.2	47.595		25.634	116.7		1:46.665	
8	34.018	91.4	47.617		25.652	116.5		1:47.287		19	32.817	93.3	47.550		25.686	116.3		1:46.053	
9	33.633	82.9	48.411		25.538	117.7		1:47.582		20	33.681	83.6	49.571		27.572	116.5		1:50.824	
10	33.465	91.0	47.382		25.426	117.1		1:46.273		21	33.452	93.0	47.693		25.859	115.5		1:47.004	
11	33.027	92.7	48.559		25.419	117.1		1:47.005		22	33.650	93.0	48.410		26.195	109.8		1:48.255	



Session Start: 17:47:55 - Finish: 18:29:12
 Weather/Track Conditions: Bright/Dry
 Circuit: Brands Hatch Grand Prix Circuit
 Track Length: 3.916 Km - 2.4330 miles

'Legends of Brands Hatch' Historic Race Meeting - 1 - 3 Jul 2016

Guards Trophy supported by Dunlop Tyres

Race 13 - Sector Analysis

32 Charles Allison (SRD)									Chevron B8										
lap	Sect-1	Speed	Sect-2	Speed	Sect-3	Speed	TopSpeed	laptime	pit	lap	Sect-1	Speed	Sect-2	Speed	Sect-3	Speed	Topspeed	laptime	pit
1		92.1	47.222		25.118	120.9		9:49.880	P	11	Out	95.4	46.693		24.262	<u>126.1</u>		1:46.370	
2	33.174	93.9	47.394		25.397	123.8		1:45.965		12	32.849	94.2	45.705		24.264	124.5		1:42.818	
3	33.141	91.7	46.791		24.247	124.7		1:44.179		13	32.515	95.6	45.656		24.198	124.9		1:42.369	
4	33.063	90.3	46.653		<u>24.065</u>	125.1		1:43.781		14	<u>32.465</u>	94.0	47.193		24.832	123.3		1:44.490	
5	32.855	94.0	46.942		24.771	123.3		1:44.568		15	32.976	94.8	45.905		24.321	125.6		1:43.202	
6	32.844	91.5	45.980		24.466	123.8		1:43.290		16	33.274	93.9	46.751		24.970	122.9		1:44.995	
7	32.506	95.1	46.164		24.488	123.1		1:43.158		17	32.995	<u>96.1</u>	46.545		26.495	123.3		1:46.035	
8	32.762	90.6	46.186		24.221	124.0		1:43.169		18	33.059	91.1	46.958		24.713	122.9		1:44.730	
9	32.518	95.6	45.908		24.280	123.3		1:42.706		19	33.396	91.2	47.101		24.841	119.4		1:45.338	
10	32.934	93.9	45.938		In			3:06.481	P	20									

34 James Schryver (SRD)									Chevron B8										
lap	Sect-1	Speed	Sect-2	Speed	Sect-3	Speed	TopSpeed	laptime	pit	lap	Sect-1	Speed	Sect-2	Speed	Sect-3	Speed	Topspeed	laptime	pit
1										1									

37 Steve Naish (B)									MG B										
lap	Sect-1	Speed	Sect-2	Speed	Sect-3	Speed	TopSpeed	laptime	pit	lap	Sect-1	Speed	Sect-2	Speed	Sect-3	Speed	Topspeed	laptime	pit
1		75.7	1:00.374		32.567	74.8		2:22.279		11	37.410	80.3	54.045		28.932	101.7		2:00.387	
2	52.365	47.4	1:09.654		37.839	55.2		2:39.858		12	37.351	79.7	54.806		28.557	101.7		2:00.714	
3	53.450	59.6	1:08.881		37.595	102.2		2:39.926		13	37.415	79.4	53.747		28.614	102.2		1:59.776	
4	37.723	<u>80.6</u>	54.435		28.562	102.5		2:00.720		14	38.518	72.8	54.766		28.546	102.5		2:01.830	
5	37.596	79.0	54.455		28.684	102.2		2:00.735		15	37.296	78.9	54.071		28.541	<u>103.0</u>		1:59.908	
6	37.386	79.2	54.249		28.792	101.6		2:00.427		16	37.128	80.3	54.210		<u>28.395</u>	102.5		1:59.733	
7	37.318	79.9	54.665		29.136	101.2		2:01.119		17	37.076	80.2	54.382		28.434	102.8		1:59.892	
8	37.866	78.6	54.661		In			3:24.326	P	18	<u>37.045</u>	78.5	55.079		29.467	<u>103.0</u>		2:01.591	
9	Out	78.8	55.880		29.419	101.4		2:07.545		19	37.059	80.1	<u>53.694</u>		28.721	101.7		1:59.474	
10	37.334	78.1	53.949		30.090	102.2		2:01.373		20									

41 Brian Casey (SRE)									Lenham P69										
lap	Sect-1	Speed	Sect-2	Speed	Sect-3	Speed	TopSpeed	laptime	pit	lap	Sect-1	Speed	Sect-2	Speed	Sect-3	Speed	Topspeed	laptime	pit
1		85.6	49.222		34.747	52.6		2:09.545		12	33.803	94.0	47.144		26.053	118.7		1:47.000	
2	52.974	47.0	1:10.718		39.504	46.7		2:43.196		13	33.819	93.6	47.439		25.537	120.9		1:46.795	
3	50.750	32.5	1:10.178		37.948	117.5		2:38.876		14	34.110	92.7	48.771		25.366	122.0		1:48.247	
4	34.955	90.4	48.731		25.200	<u>122.9</u>		1:48.886		15	34.206	90.3	47.457		25.257	122.0		1:46.920	
5	33.666	89.3	48.001		25.517	117.3		1:47.184		16	33.235	93.9	<u>46.758</u>		<u>24.980</u>	109.8		1:44.973	
6	33.803	89.4	48.550		In			3:08.906	P	17	33.499	94.4	46.894		25.051	120.7		1:45.444	
7	Out	90.3	48.682		25.278	120.9		1:51.582		18	33.313	94.4	47.032		25.046	121.8		1:45.391	
8	34.133	<u>95.1</u>	47.475		25.371	116.3		1:46.979		19	<u>33.032</u>	<u>95.1</u>	46.819		25.039	121.1		<u>1:44.890</u>	
9	33.967	90.6	47.312		25.169	120.4		1:46.448		20	33.262	87.7	48.319		26.712	120.7		1:48.293	
10	33.166	<u>95.1</u>	47.491		25.236	121.5		1:45.893		21	33.507	95.0	46.783		25.575	120.4		1:45.865	
11	33.576	93.5	47.437		26.008	118.5		1:47.021		22	33.564	94.7	46.813		25.137	122.0		1:45.514	

49 Schryver-Mitchell (SRD)									Chevron B6										
lap	Sect-1	Speed	Sect-2	Speed	Sect-3	Speed	TopSpeed	laptime	pit	lap	Sect-1	Speed	Sect-2	Speed	Sect-3	Speed	Topspeed	laptime	pit
1		94.6	44.709		37.017	51.6		1:58.396		12	31.523	93.8	44.913		<u>23.330</u>	126.3		1:39.766	
2	52.331	58.1	1:10.708		39.347	67.3		2:42.386		13	<u>31.091</u>	98.6	44.088		In			3:00.885	P
3	51.341	50.5	1:10.185		40.921	119.4		2:42.447		14	Out	92.7	47.657		24.520	124.0		1:49.158	
4	32.401	92.2	44.666		23.481	125.6		1:40.548		15	32.581	91.0	46.379		23.726	125.8		1:42.686	
5	31.633	97.2	44.717		23.620	125.4		1:39.970		16	32.104	88.6	46.595		24.111	125.6		1:42.810	
6	31.716	95.4	44.717		23.661	125.8		1:40.094		17	32.309	92.0	46.737		24.286	<u>126.6</u>		1:43.332	
7	31.566	99.2	44.177		23.629	125.6		1:39.372		18	32.536	96.3	46.022		23.902	125.6		1:42.460	
8	31.225	<u>99.3</u>	43.971		23.808	124.5		<u>1:39.004</u>		19	32.005	95.8	45.428		24.714	122.9		1:42.147	
9	31.224	99.2	44.330		23.871	126.3		1:39.425		20	32.420	93.8	46.291		1:05.210	118.5		2:23.921	
10	32.324	96.9	44.554		23.417	126.3		1:40.295		21	34.050	83.2	47.949		26.122	121.5		1:48.121	
11	32.502	95.9	<u>43.694</u>		23.510	125.8		1:39.706		22	33.528	95.4	46.992		25.040	116.9		1:45.560	



Session Start: 17:47:55 - Finish: 18:29:12
 Weather/Track Conditions: Bright/Dry
 Circuit: Brands Hatch Grand Prix Circuit
 Track Length: 3.916 Km - 2.4330 miles

'Legends of Brands Hatch' Historic Race Meeting - 1 - 3 Jul 2016

Guards Trophy supported by Dunlop Tyres

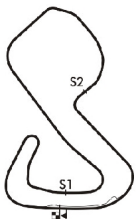
Race 13 - Sector Analysis

50 Brooks V-Brooks K (A)									Lotus Elan								
lap	Sect-1	Speed	Sect-2	Speed	Sect-3	Speed	TopSpeed	laptime pit	lap	Sect-1	Speed	Sect-2	Speed	Sect-3	Speed	Topspeed	laptime pit
1		80.9	52.371		36.446	71.0		2:16.111	11	37.631	83.3	53.394		28.057	111.8		1:59.082
2	54.391	49.3	1:09.805		38.763	55.0		2:42.959	12	36.801	79.7	54.037		28.661	108.6		1:59.499
3	51.320	52.9	1:09.936		38.000	110.0		2:39.256	13	37.742	80.1	53.908		28.712	98.6		2:00.362
4	36.849	84.0	50.408		26.665	<u>115.5</u>		1:53.922	14	37.600	78.5	51.676		27.813	109.7		1:57.089
5	37.005	<u>88.8</u>	50.789		26.555	114.9		1:54.349	15	37.347	81.0	52.662		27.590	110.6		1:57.599
6	35.964	79.3	50.715		26.670	112.4		1:53.349	16	36.507	77.8	55.500		27.743	111.5		1:59.750
7	35.436	88.2	50.243		26.441	115.1		1:52.120	17	37.567	82.3	52.644		28.099	102.3		1:58.310
8	35.705	83.7	51.248		In			3:17.278 P	18	37.258	85.2	53.875		29.098	112.0		2:00.231
9	Out	79.6	55.536		29.046	109.5		2:05.122	19	36.266	84.1	53.442		27.753	113.2		1:57.461
10	37.492	76.7	54.530		28.432	98.3		2:00.454	20	36.674	85.9	53.304		27.386	110.6		1:57.364

52 Daws G-Daws N (SRB)									Merlyn 6A								
lap	Sect-1	Speed	Sect-2	Speed	Sect-3	Speed	TopSpeed	laptime pit	lap	Sect-1	Speed	Sect-2	Speed	Sect-3	Speed	Topspeed	laptime pit
1		86.0	50.379		35.405	70.9		2:12.082	12	34.388	85.6	48.726		26.281	113.5		1:49.395
2	53.564	57.3	1:10.107		39.919	41.3		2:43.590	13	33.779	89.8	47.785		25.826	111.3		1:47.390
3	50.479	34.5	1:10.327		37.791	116.7		2:38.597	14	33.989	86.7	48.219		25.884	113.2		1:48.092
4	34.036	89.3	47.356		25.301	<u>119.8</u>		1:46.693	15	34.654	84.1	49.442		25.069	115.3		1:49.165
5	34.018	93.3	48.852		24.844	119.0		1:47.714	16	33.368	89.4	49.241		25.010	116.5		1:47.619
6	33.515	94.0	48.388		25.038	118.5		1:46.941	17	32.934	92.2	46.826		25.295	112.6		1:45.055
7	33.916	91.2	47.773		25.601	113.7		1:47.290	18	34.197	76.6	47.546		25.200	114.5		1:46.943
8	33.578	88.7	47.253		25.297	116.9		1:46.128	19	33.265	93.1	48.953		26.411	114.9		1:48.629
9	34.717	86.3	49.768		25.331	117.7		1:49.816 P	20	35.294	90.7	49.853		27.266	114.3		1:52.413
10	34.439	85.6	48.042		In			3:41.069 P	21	34.481	<u>104.4</u>	47.686		26.151	106.9		1:48.318
11	Out	76.5	50.613		25.786	113.5		1:57.226	22								

58 Wyndham-Hill (C)									Austin Healey 3000								
lap	Sect-1	Speed	Sect-2	Speed	Sect-3	Speed	TopSpeed	laptime pit	lap	Sect-1	Speed	Sect-2	Speed	Sect-3	Speed	Topspeed	laptime pit
1		79.5	58.953		32.202	79.3		2:23.066	11	Out	77.0	55.624		28.064	104.1		2:07.270
2	53.648	41.6	1:08.513		37.808	55.6		2:39.969	12	38.898	79.0	53.159		27.676	105.5		1:59.733
3	53.600	59.3	1:08.810		36.940	108.9		2:39.350	13	38.882	76.6	53.163		28.001	110.7		2:00.046
4	37.919	76.3	52.462		27.293	111.8		1:57.674	14	37.466	76.3	53.065		28.203	106.5		1:58.734
5	37.077	80.7	52.090		27.472	112.0		1:56.639	15	38.077	80.7	53.378		27.766	108.4		1:59.221
6	36.864	<u>85.6</u>	52.767		27.904	112.2		1:57.535	16	38.573	82.9	52.788		27.804	111.3		1:59.165
7	36.663	82.9	51.406		27.473	111.7		1:55.542	17	36.876	81.2	53.049		27.734	108.8		1:57.659
8	36.316	82.7	51.849		27.294	<u>112.6</u>		1:55.459	18	37.424	77.7	52.799		28.757	110.7		1:58.980
9	36.682	83.3	51.129		27.359	111.3		1:55.170	19	37.166	77.0	52.959		28.852	110.2		1:58.977
10	36.989	82.1	52.115		In			3:20.174 P	20	37.536	80.3	52.043		27.804	103.3		1:57.383

60 Thomas Seckel (SRB)									Bobsy SR2								
lap	Sect-1	Speed	Sect-2	Speed	Sect-3	Speed	TopSpeed	laptime pit	lap	Sect-1	Speed	Sect-2	Speed	Sect-3	Speed	Topspeed	laptime pit
1		81.0	52.646		36.220	69.8		2:15.269	12	Out	81.0	47.719		25.304	115.3		1:53.796
2	53.822	50.2	1:10.295		38.783	49.1		2:42.900	13	34.234	90.7	47.468		24.907	117.9		1:46.609
3	51.362	47.8	1:10.128		37.551	113.9		2:39.041	14	35.608	81.1	47.328		24.841	118.3		1:47.777
4	36.420	87.9	49.187		25.587	117.1		1:51.194	15	33.660	93.8	47.099		25.494	119.2		1:46.253
5	35.456	86.5	49.375		25.777	117.3		1:50.608	16	34.110	91.6	47.370		24.779	120.7		1:46.259
6	34.978	90.1	48.690		25.127	116.9		1:48.795	17	33.574	93.3	50.193		24.936	117.7		1:48.703
7	34.813	89.2	47.955		25.034	117.1		1:47.802	18	33.806	93.8	47.318		24.806	118.7		1:45.930
8	33.997	91.4	48.060		25.168	117.7		1:47.225	19	37.764	80.2	47.662		25.533	119.0		1:50.959
9	33.983	90.1	47.783		24.953	117.7		1:46.719	20	34.014	91.5	47.828		25.189	119.4		1:47.031
10	33.901	91.4	47.984		24.953	118.7		1:46.838	21	34.015	<u>94.8</u>	47.012		24.874	<u>121.8</u>		1:45.901
11	33.971	90.7	47.432		In			3:17.568 P	22								



Session Start: 17:47:55 - Finish: 18:29:12
 Weather/Track Conditions: Bright/Dry
 Circuit: Brands Hatch Grand Prix Circuit
 Track Length: 3.916 Km - 2.4330 miles

'Legends of Brands Hatch' Historic Race Meeting - 1 - 3 Jul 2016

Guards Trophy supported by Dunlop Tyres

Race 13 - Sector Analysis

64 Martin Richardson (B)									MG B										
lap	Sect-1	Speed	Sect-2	Speed	Sect-3	Speed	TopSpeed	laptime	pit	lap	Sect-1	Speed	Sect-2	Speed	Sect-3	Speed	Topspeed	laptime	pit
1		78.8	53.259		36.826	66.1		2:18.532		11	37.441	77.0	54.498		29.301	100.2		2:01.240	
2	54.056	50.0	1:09.519		38.386	58.8		2:41.961		12	36.827	79.6	53.571		29.171	95.4		1:59.569	
3	51.879	47.8	1:09.384		38.432	101.6		2:39.695		13	37.762	78.6	55.340		29.922	87.7		2:03.024	
4	36.794	80.5	54.054		28.462	103.3		1:59.310		14	39.381	77.0	54.745		30.892	91.4		2:05.018	
5	37.224	<u>80.7</u>	53.153		28.365	103.0		1:58.742		15	38.611	77.3	55.154		29.581	102.8		2:03.346	
6	36.140	79.1	<u>52.368</u>		28.439	<u>103.4</u>		1:56.947		16	36.776	79.1	53.812		28.831	97.7		1:59.419	
7	36.608	79.6	54.502		In			3:20.465	P	17	37.769	77.1	54.188		29.007	97.9		2:00.964	
8	Out	79.9	53.149		28.458	102.2		2:03.043		18	37.062	77.7	53.416		31.393	92.9		2:01.871	
9	37.986	80.3	53.108		29.301	100.0		2:00.395		19	37.468	76.2	53.689		29.364	100.5		2:00.521	
10	37.211	77.8	56.372		29.494	95.4		2:03.077		20	37.288	77.3	54.158		29.980	93.0		2:01.426	

65 Thompson-Hales (D)									TVR Griffith										
lap	Sect-1	Speed	Sect-2	Speed	Sect-3	Speed	TopSpeed	laptime	pit	lap	Sect-1	Speed	Sect-2	Speed	Sect-3	Speed	Topspeed	laptime	pit
1		85.1	49.366		33.614	64.3		2:06.800		12	33.816	87.1	47.395		24.897	122.6		1:46.108	
2	52.538	50.5	1:10.691		39.767	44.0		2:42.996		13	33.495	87.9	49.636		25.242	120.9		1:48.373	
3	50.675	40.2	1:09.528		38.418	122.2		2:38.621		14	34.111	85.0	47.686		25.117	124.0		1:46.914	
4	34.784	90.3	48.099		25.338	<u>130.0</u>		1:48.221		15	34.373	88.7	47.772		25.314	118.1		1:47.459	
5	33.630	89.4	47.512		25.048	128.2		1:46.190		16	34.184	86.4	47.763		25.891	106.4		1:47.838	
6	33.498	92.4	47.544		25.100	127.5		1:46.142		17	34.171	85.9	47.727		25.719	111.5		1:47.617	
7	33.676	90.1	48.072		24.760	129.5		1:46.508		18	34.196	87.7	47.334		24.901	121.5		1:46.431	
8	33.290	<u>96.2</u>	46.879		24.525	129.2		1:44.694		19	33.800	87.2	46.874		25.741	118.1		1:46.415	
9	33.501	88.7	47.902		In			3:24.245	P	20	33.710	89.1	47.451		25.595	117.9		1:46.756	
10	Out	87.0	47.693		25.163	122.0		1:51.594		21	33.879	86.1	47.169		25.454	114.1		1:46.502	
11	35.069	81.7	47.598		25.068	117.9		1:47.735		22	33.955	86.4	<u>46.832</u>		25.325	107.7		1:46.112	

73 Michael Lillywhite (B)									MG B										
lap	Sect-1	Speed	Sect-2	Speed	Sect-3	Speed	TopSpeed	laptime	pit	lap	Sect-1	Speed	Sect-2	Speed	Sect-3	Speed	Topspeed	laptime	pit
1		<u>78.0</u>	1:02.299		34.557	<u>83.7</u>		2:25.827		2									

75 Voyazides-Hadfield (D)									Shelby Daytona Cobra										
lap	Sect-1	Speed	Sect-2	Speed	Sect-3	Speed	TopSpeed	laptime	pit	lap	Sect-1	Speed	Sect-2	Speed	Sect-3	Speed	Topspeed	laptime	pit
1		91.1	46.602		36.176	57.2		2:03.253		12	32.258	97.2	45.424		24.288	132.0		1:41.970	
2	51.471	51.5	1:09.952		39.958	60.8		2:41.381		13	32.555	100.3	45.132		24.346	132.8		1:42.033	
3	50.373	53.0	1:09.564		39.890	127.5		2:39.827		14	32.370	101.3	45.942		24.127	131.2		1:42.439	
4	33.600	87.7	46.277		24.590	130.2		1:44.467		15	32.297	96.1	45.819		24.437	133.1		1:42.553	
5	33.520	85.1	46.391		25.580	128.0		1:45.491		16	32.157	96.7	45.624		24.547	131.8		1:42.328	
6	33.008	96.1	45.946		24.241	130.0		1:43.195		17	32.621	100.5	44.989		24.158	132.3		1:41.768	
7	33.087	95.4	46.267		In			3:03.888	P	18	33.183	101.6	44.953		24.289	131.5		1:42.425	
8	Out	95.0	46.035		24.694	129.7		1:45.617		19	32.665	<u>104.2</u>	45.353		24.148	131.0		1:42.166	
9	33.246	94.0	45.752		24.381	130.2		1:43.379		20	32.544	97.4	45.780		24.202	<u>133.9</u>		1:42.526	
10	32.871	97.4	46.086		24.626	130.7		1:43.583		21	32.391	99.9	44.901		<u>23.941</u>	<u>133.9</u>		1:41.233	
11	32.499	98.2	45.010		24.257	131.8		1:41.766		22	<u>32.109</u>	100.3	<u>44.703</u>		23.962	131.2		<u>1:40.774</u>	

103 Georg Nolte (D)									Bizzarini 5300										
lap	Sect-1	Speed	Sect-2	Speed	Sect-3	Speed	TopSpeed	laptime	pit	lap	Sect-1	Speed	Sect-2	Speed	Sect-3	Speed	Topspeed	laptime	pit
1		81.5	54.262		35.077	61.3		2:19.696		11	37.584	87.3	51.842		27.101	117.1		1:56.527	
2	53.818	52.7	1:09.616		38.418	56.2		2:41.852		12	37.631	<u>95.8</u>	<u>50.878</u>		27.164	113.5		1:55.673	
3	52.141	63.0	1:09.382		38.114	114.3		2:39.637		13	36.880	93.8	51.190		27.374	121.8		1:55.444	
4	37.524	90.6	51.895		27.961	122.6		1:57.380		14	<u>36.192</u>	89.2	52.117		<u>26.399</u>	121.8		<u>1:54.708</u>	
5	37.185	92.4	52.929		27.566	112.2		1:57.680		15	36.711	89.7	51.695		27.272	115.3		1:55.678	
6	36.553	91.4	53.192		27.902	115.1		1:57.447		16	36.615	92.0	52.747		26.977	119.4		1:56.339	
7	38.165	84.5	53.715		In			3:19.411	P	17	36.769	94.3	54.134		27.687	113.9		1:58.590	
8	Out	87.1	52.644		28.528	116.7		2:04.112		18	37.368	89.9	53.536		28.320	116.5		1:59.224	
9	37.957	93.5	52.431		27.820	<u>124.2</u>		1:58.208		19	37.542	84.1	53.667		27.580	119.0		1:58.789	
10	36.605	92.9	52.160		28.144	115.1		1:56.909		20	36.576	90.0	53.567		27.626	116.7		1:57.769	

154 Aylett-Farrall (INV)									GSM Delta Coupe										
lap	Sect-1	Speed	Sect-2	Speed	Sect-3	Speed	TopSpeed	laptime	pit	lap	Sect-1	Speed	Sect-2	Speed	Sect-3	Speed	Topspeed	laptime	pit
1		<u>76.3</u>	59.563		35.191	82.4		2:26.552		3	54.170	60.8	1:08.580		37.520	<u>98.4</u>		2:40.270	
2	51.881	38.9	1:10.668		35.680	72.2		2:38.229		4	39.843	74.7	<u>55.948</u>		<u>30.447</u>	96.9		<u>2:06.238</u>	



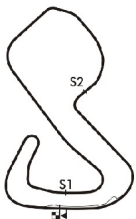
Session Start: 17:47:55 - Finish: 18:29:12
 Weather/Track Conditions: Bright/Dry
 Circuit: Brands Hatch Grand Prix Circuit
 Track Length: 3.916 Km - 2.4330 miles

'Legends of Brands Hatch' Historic Race Meeting - 1 - 3 Jul 2016

Guards Trophy supported by Dunlop Tyres

Race 13 - Sector Analysis

186 Ben Adams (A)									Turner Mk2								
lap	Sect-1	Speed	Sect-2	Speed	Sect-3	Speed	TopSpeed	laptime pit	lap	Sect-1	Speed	Sect-2	Speed	Sect-3	Speed	Topspeed	laptime pit
1		84.1	52.898		36.664	71.9		2:17.289	11	35.320	85.6	50.268		In			3:12.959 P
2	54.000	47.7	1:09.715		38.566	57.3		2:42.281	12	Out	85.0	50.854		27.562	106.4		1:57.091
3	52.132	47.2	1:09.302		37.864	107.2		2:39.298	13	35.489	85.9	51.421		27.799	106.7		1:54.709
4	37.360	86.2	51.449		27.974	106.7		1:56.783	14	35.599	85.8	50.608		27.170	107.6		1:53.377
5	36.252	85.4	51.664		27.511	107.4		1:55.427	15	35.417	86.1	50.187		26.998	108.2		1:52.602
6	35.899	84.7	51.009		27.358	106.7		1:54.266	16	35.351	85.6	51.039		27.526	107.0		1:53.916
7	35.896	85.2	50.972		27.255	106.7		1:54.123	17	35.822	86.5	51.435		27.824	106.7		1:55.081
8	35.776	83.6	51.024		27.448	107.7		1:54.248	18	36.121	84.0	52.342		29.430	106.7		1:57.893
9	35.599	85.3	51.012		27.444	107.2		1:54.055	19	36.249	86.3	52.115		29.045	106.5		1:57.409
10	36.546	82.7	50.829		27.497	106.2		1:54.872	20	35.997	85.9	51.404		28.013	106.4		1:55.414

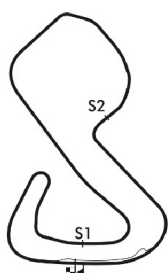


'Legends of Brands Hatch' Historic Race Meeting - 1 - 3 Jul 2016

Guards Trophy supported by Dunlop Tyres

Race 13 - Best Sector Times

POS	NO	DRIVER/S	Sector 1			Sector 2			Sector 3			IDEAL LAP	BEST LAP	On
			TIME	LAP	POS	TIME	LAP	POS	TIME	LAP	POS			
1	18	Bartell-Grant	31.736	15	4	44.664	21	3	24.055	20	6	1:40.455	1:41.035	21
2	75	Voyazides-Hadfield	32.109	22	6	44.703	22	4	23.941	21	5	1:40.753	1:40.774	22
3	16	Phillip Nelson	32.191	20	7	45.050	21	7	23.691	19	3	1:40.932	1:41.233	21
4	6	Thompson-McClurg	31.715	18	3	44.903	15	6	23.643	16	2	1:40.261	1:40.669	15
5	1	Gardiner-Cox	32.733	12	9	45.401	11	8	24.158	12	9	1:42.292	1:42.983	12
6	49	Schryver-Mitchell	31.091	13	1	43.694	11	2	23.330	12	1	1:38.115	1:39.004	8
7	25	Hibberd A-Hibberd M	31.913	19	5	44.885	14	5	24.113	11	8	1:40.911	1:41.254	16
8	14	John Spiers	33.189	8	13	46.373	18	10	24.516	18	11	1:44.078	1:44.464	18
9	41	Brian Casey	33.032	19	12	46.758	16	12	24.980	16	16	1:44.770	1:44.890	19
10	26	John Davison	32.817	19	10	47.345	17	18	25.343	17	17	1:45.505	1:45.799	17
11	8	Paul Tooms	33.224	15	15	47.253	17	16	25.344	13	18	1:45.821	1:46.112	17
12	65	Thompson-Hales	33.290	8	17	46.832	22	14	24.525	8	12	1:44.647	1:44.694	8
13	60	Thomas Seckel	33.574	17	19	47.012	21	15	24.779	16	13	1:45.365	1:45.901	21
14	19	Nick Pancisi	33.736	9	20	48.720	17	20	25.729	16	20	1:48.185	1:48.653	12
15	52	Daws G-Daws N	32.934	17	11	46.826	17	13	24.844	5	14	1:44.604	1:45.055	17
16	21	Russell A-Russell J	33.342	18	18	47.739	15	19	25.489	14	19	1:46.570	1:46.960	18
17	186	Ben Adams	35.320	11	21	50.187	15	21	26.998	15	23	1:52.505	1:52.602	15
18	103	Georg Nolte	36.192	14	24	50.878	12	23	26.399	14	21	1:53.469	1:54.708	14
19	50	Brooks V-Brooks K	35.436	7	22	50.243	7	22	26.441	7	22	1:52.120	1:52.120	7
20	58	Wyndham-Hill	36.316	8	25	51.129	9	24	27.293	4	24	1:54.738	1:55.170	9
21	64	Martin Richardson	36.140	6	23	52.368	6	25	28.365	5	25	1:56.873	1:56.947	6
22	9	Richard Piper	31.218	20	2	43.556	18	1	23.886	10	4	1:38.660	1:39.597	19
23	37	Steve Naish	37.045	18	26	53.694	19	26	28.395	16	26	1:59.134	1:59.474	19
24	32	Charles Allison	32.465	14	8	45.656	13	9	24.065	4	7	1:42.186	1:42.369	13
25	11	Andrew Shepherd	33.191	5	14	46.731	8	11	24.384	8	10	1:44.306	1:44.714	8
26	10	Stuart Tizzard	33.240	12	16	47.256	5	17	24.881	10	15	1:45.377	1:45.654	12
27	154	Aylett-Farrall	39.695	5	27	55.948	4	27	30.447	4	27	2:06.090	2:06.238	4
28	73	Michael Lillywhite	40.942	1	28	1:02.299	1	28	34.557	1	28	2:17.798		
29	34	James Schryver												



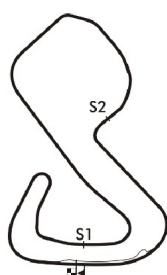
Session Start: 17:47:55 - Finish: 18:29:12
Weather/Track Conditions: Bright/Dry
Circuit: Brands Hatch Grand Prix Circuit
Track Length: 3.916 Km - 2.4330 miles

'Legends of Brands Hatch' Historic Race Meeting - 1 - 3 Jul 2016

Guards Trophy supported by Dunlop Tyres

Race 13 - Best Sector Speeds

	NO	SECTOR 1	MPH	NO	SECTOR 2	MPH	NO	SECTOR 3	MPH
1	52	Daws G-Daws N	104.4	NO SPEED TRAP			75	Voyazides-Hadfield	133.9
2	75	Voyazides-Hadfield	104.2				1	Gardiner-Cox	132.8
3	9	Richard Piper	100.6				14	John Spiers	130.0
4	18	Bartell-Grant	99.5				65	Thompson-Hales	130.0
5	25	Hibberd A-Hibberd M	99.5				18	Bartell-Grant	128.2
6	49	Schryver-Mitchell	99.3				11	Andrew Shepherd	127.5
7	6	Thompson-McClurg	97.6				6	Thompson-McClurg	127.0
8	1	Gardiner-Cox	96.9				49	Schryver-Mitchell	126.6
9	65	Thompson-Hales	96.2				25	Hibberd A-Hibberd M	126.3
10	32	Charles Allison	96.1				32	Charles Allison	126.1
11	103	Georg Nolte	95.8				16	Phillip Nelson	125.6
12	11	Andrew Shepherd	95.6				103	Georg Nolte	124.2
13	14	John Spiers	95.2				10	Stuart Tizzard	123.8
14	41	Brian Casey	95.1				41	Brian Casey	122.9
15	60	Thomas Seckel	94.8				9	Richard Piper	122.2
16	10	Stuart Tizzard	94.3				60	Thomas Seckel	121.8
17	16	Phillip Nelson	94.3				52	Daws G-Daws N	119.8
18	26	John Davison	93.4				26	John Davison	117.9
19	8	Paul Tooms	92.1				8	Paul Tooms	117.7
20	21	Russell A-Russell J	91.7				19	Nick Pancisi	116.5
21	19	Nick Pancisi	91.0				50	Brooks V-Brooks K	115.5
22	50	Brooks V-Brooks K	88.8				21	Russell A-Russell J	114.5
23	186	Ben Adams	86.5				58	Wyndham-Hill	112.6
24	58	Wyndham-Hill	85.6				186	Ben Adams	108.2
25	64	Martin Richardson	80.7				64	Martin Richardson	103.4
26	37	Steve Naish	80.6				37	Steve Naish	103.0
27	73	Michael Lillywhite	78.0				154	Aylett-Farrall	98.4
28	154	Aylett-Farrall	76.3				73	Michael Lillywhite	83.7
29	34	James Schryver	0.0				34	James Schryver	0.0



Session Start: 17:47:55 - Finish: 18:29:12
Weather/Track Conditions: Bright/Dry
Circuit: Brands Hatch Grand Prix Circuit
Track Length: 3.916 Km - 2.4330 miles

'Legends of Brands Hatch' Historic Race Meeting - 1 - 3 Jul 2016

Guards Trophy supported by Dunlop Tyres

Race 13 - Lap Chart

Lap 1			Lap 2			Lap 3			Lap 4			Lap 5			Lap 6		
NO	Behind	Laptime	NO	Behind	Laptime	NO	Behind	Laptime	NO	Behind	Laptime	NO	Behind	Laptime	NO	Behind	Laptime
49		1:58.396	49		2:42.386	49		2:42.447	49		1:40.548	49		1:39.970	49		1:40.094
18	1.016	1:59.412	18	1.870	2:43.240	18	0.302	2:40.879	1	4.204	1:44.023	18	7.987	1:43.438	18	10.424	1:42.531
1	3.932	2:02.328	1	2.905	2:41.359	1	0.729	2:40.271	18	4.519	1:44.765	1	8.485	1:44.251	16	11.286	1:42.619
75	4.857	2:03.253	75	3.852	2:41.381	75	1.232	2:39.827	75	5.151	1:44.467	16	8.761	1:43.217	9	12.177	1:41.960
16	5.333	2:03.729	16	4.706	2:41.759	16	2.157	2:39.898	16	5.514	1:43.905	9	10.311	1:43.018	1	12.920	1:44.529
11	5.983	2:04.379	11	5.271	2:41.674	11	2.933	2:40.109	9	7.263	1:43.864	75	10.672	1:45.491	75	13.773	1:43.195
25	6.821	2:05.217	25	6.414	2:41.979	25	3.195	2:39.228	11	10.582	1:48.197	11	16.280	1:45.668	11	23.056	1:46.870
9	7.134	2:05.530	9	7.345	2:42.597	9	3.947	2:39.049	25	12.819	1:50.172	65	19.081	1:46.190	65	25.129	1:46.142
8	7.649	2:06.045	8	8.222	2:42.959	8	4.688	2:38.913	65	12.861	1:48.221	6	19.624	1:46.341	14	26.743	1:46.304
65	8.404	2:06.800	65	9.014	2:42.996	65	5.188	2:38.621	8	13.127	1:48.987	14	20.533	1:45.548	25	28.741	1:46.237
6	9.270	2:07.666	6	9.536	2:42.652	6	5.522	2:38.433	6	13.253	1:48.279	8	22.387	1:49.230	26	30.972	1:47.330
26	10.323	2:08.719	26	10.828	2:42.891	26	6.738	2:38.357	26	14.854	1:48.664	25	22.598	1:49.749	52	31.776	1:46.941
41	11.149	2:09.545	41	11.959	2:43.196	41	8.388	2:38.876	14	14.955	1:46.629	26	23.736	1:48.852	10	33.681	1:46.827
14	12.533	2:10.929	14	12.860	2:42.713	14	8.874	2:38.461	41	16.726	1:48.886	41	23.940	1:47.184	60	43.966	1:48.795
21	12.919	2:11.315	21	14.400	2:43.867	21	10.382	2:38.429	52	17.185	1:46.693	52	24.929	1:47.714	19	45.239	1:51.648
52	13.686	2:12.082	52	14.890	2:43.590	52	11.040	2:38.597	21	19.638	1:49.804	10	26.948	1:46.618	21	54.821	1:50.206
19	14.444	2:12.840	19	15.982	2:43.924	19	12.130	2:38.595	10	20.300	1:47.549	19	33.685	1:52.116	50	56.105	1:53.349
10	15.257	2:13.653	10	16.997	2:44.126	10	13.299	2:38.749	19	21.539	1:49.957	60	35.265	1:50.608	32	3 LAPS	1:44.179
60	16.873	2:15.269	60	17.387	2:42.900	60	13.981	2:39.041	60	24.627	1:51.194	50	42.850	1:54.349	186	1:01.503	1:54.266
50	17.715	2:16.111	50	18.288	2:42.959	50	15.097	2:39.256	50	28.471	1:53.922	21	44.709	2:05.041	103	1:10.051	1:57.647
186	18.893	2:17.289	186	18.788	2:42.281	186	15.639	2:39.298	186	31.874	1:56.783	186	47.331	1:55.427	58	1:10.392	1:57.535
64	20.136	2:18.532	64	19.711	2:41.961	64	16.959	2:39.695	103	34.788	1:57.380	32	3 LAPS	1:45.965	64	1:11.346	1:56.947
103	21.300	2:19.696	103	20.766	2:41.852	103	17.956	2:39.637	64	35.721	1:59.310	103	52.498	1:57.680	37	1:20.104	2:00.427
37	23.883	2:22.279	37	21.355	2:39.858	37	18.834	2:39.926	58	36.282	1:57.674	58	52.951	1:56.639			
58	24.670	2:23.066	58	22.253	2:39.969	58	19.156	2:39.350	37	39.006	2:00.720	64	54.493	1:58.742			
73	27.431	2:25.827	154	23.999	2:38.229	154	21.822	2:40.270	32	3 LAPS	9:49.880	37	59.771	2:00.735			
154	28.156	2:26.552							154	47.512	2:06.238						

Session Start: 17:47:55 - Finish: 18:29:12

Weather/Track Conditions: Bright/Dry

Circuit: Brands Hatch Grand Prix Circuit

Track Length: 3.916 Km - 2.4330 miles

'Legends of Brands Hatch' Historic Race Meeting - 1 - 3 Jul 2016

Guards Trophy supported by Dunlop Tyres

Race 13 - Lap Chart

Lap 7			Lap 8			Lap 9			Lap 10			Lap 11			Lap 12		
NO	Behind	Laptime	NO	Behind	Laptime	NO	Behind	Laptime	NO	Behind	Laptime	NO	Behind	Laptime	NO	Behind	Laptime
49		1:39.372	49		1:39.004	49		1:39.425	49		1:40.295	49		1:39.706	49		1:39.766
6	1 LAP	3:10.442	37	1 LAP	2:01.119	58	1 LAP	1:55.459	9	1 LAP	1:45.448	9	1 LAP	1:40.972	9	1 LAP	1:40.549
8	1 LAP	3:09.300	18	16.629	1:42.190	75	1 LAP	1:45.617	18	1 LAP	3:07.278	1	1 LAP	3:02.398	21	1 LAP	1:50.041
41	1 LAP	3:08.906	6	1 LAP	1:46.497	6	1 LAP	1:42.184	186	1 LAP	1:54.055	75	1 LAP	1:43.583	50	2 LAPS	2:00.454
18	13.443	1:42.391	16	19.055	1:43.192	16	22.409	1:42.779	37	2 LAPS	3:24.326	18	1 LAP	1:48.621	1	1 LAP	1:44.038
9	14.224	1:41.419	1	22.737	1:44.159	1	27.115	1:43.803	75	1 LAP	1:43.379	103	2 LAPS	1:58.208	75	1 LAP	1:41.766
16	14.867	1:42.953	8	1 LAP	1:50.438	8	1 LAP	1:47.841	58	1 LAP	1:55.170	64	2 LAPS	2:00.395	18	1 LAP	1:43.292
1	17.582	1:44.034	41	1 LAP	1:51.582	41	1 LAP	1:46.979	6	1 LAP	1:41.502	186	1 LAP	1:54.872	58	2 LAPS	3:20.174
11	30.354	1:46.670	11	36.064	1:44.714	10	1 LAP	3:11.193	16	25.402	1:43.288	6	1 LAP	1:41.490	6	1 LAP	1:42.695
65	32.265	1:46.508	65	37.955	1:44.694	11	43.005	1:46.366	25	1 LAP	3:04.377	16	30.139	1:44.443	103	2 LAPS	1:56.909
14	32.989	1:45.618	14	38.917	1:44.932	26	56.341	1:47.582	14	1 LAP	3:08.858	25	1 LAP	1:46.157	16	34.043	1:43.670
25	35.754	1:46.385	25	41.573	1:44.823	52	57.209	1:49.816	41	1 LAP	1:46.448	37	2 LAPS	2:07.545	25	1 LAP	1:41.655
52	39.694	1:47.290	52	46.818	1:46.128	50	1 LAP	3:17.278	8	1 LAP	1:49.518	14	1 LAP	1:50.098	64	2 LAPS	2:03.077
26	39.901	1:48.301	26	48.184	1:47.287	60	1:07.911	1:46.719	65	1 LAP	3:24.245	41	1 LAP	1:45.893	14	1 LAP	1:45.331
10	41.847	1:47.538	60	1:00.617	1:47.225	32	3 LAPS	1:43.290	10	1 LAP	1:49.374	8	1 LAP	1:46.623	41	1 LAP	1:47.021
60	52.396	1:47.802	32	3 LAPS	1:44.568	21	1:27.632	1:50.291	11	49.199	1:46.489	10	1 LAP	1:45.783	10	1 LAP	1:45.664
19	56.481	1:50.614	19	1:07.834	1:50.357	103	1 LAP	2:04.112	19	1 LAP	3:08.588	65	1 LAP	1:51.594	37	2 LAPS	2:01.373
32	3 LAPS	1:43.781	103	1 LAP	3:19.411	64	1 LAP	2:03.043	26	1:02.319	1:46.273	11	55.138	1:45.645	8	1 LAP	1:48.541
21	1:05.775	1:50.326	64	1 LAP	3:20.465				32	3 LAPS	1:43.158	26	1:09.618	1:47.005	65	1 LAP	1:47.735
50	1:08.853	1:52.120	21	1:16.766	1:49.995				60	1:14.454	1:46.838	19	1 LAP	1:54.339	60	1 LAP	3:17.568
186	1:16.254	1:54.123	186	1:31.498	1:54.248				50	1 LAP	2:05.122	32	3 LAPS	1:43.169	26	1:16.350	1:46.498
58	1:26.562	1:55.542	9	1:36.299	3:01.079				21	1:37.092	1:49.755	52	1 LAP	3:41.069	32	3 LAPS	1:42.706
75	1:38.289	3:03.888													19	1 LAP	1:49.105
															52	1 LAP	1:57.226
															9	1:44.656	1:40.580
															186	1 LAP	3:12.959
															75	1:56.408	1:41.970
															1	1:56.767	1:42.983
															18	1:58.541	1:41.913

Session Start: 17:47:55 - Finish: 18:29:12

Weather/Track Conditions: Bright/Dry

Circuit: Brands Hatch Grand Prix Circuit

Track Length: 3.916 Km - 2.4330 miles

'Legends of Brands Hatch' Historic Race Meeting - 1 - 3 Jul 2016

Guards Trophy supported by Dunlop Tyres

Race 13 - Lap Chart

Lap 13			Lap 14			Lap 15			Lap 16			Lap 17			Lap 18		
NO	Behind	Laptime	NO	Behind	Laptime	NO	Behind	Laptime	NO	Behind	Laptime	NO	Behind	Laptime	NO	Behind	Laptime
16		1:45.372	16		1:44.130	49		1:42.686	49		1:42.810	49		1:43.332	49		1:42.460
25	1 LAP	1:45.181	25	1 LAP	1:43.873	60	1 LAP	1:47.777	58	2 LAPS	1:58.734	65	1 LAP	1:47.838	9	5.057	1:39.608
11	1 LAP	3:07.336	50	2 LAPS	1:59.499	64	2 LAPS	2:03.024	9	10.305	1:40.341	9	7.909	1:40.936	65	1 LAP	1:47.617
58	2 LAPS	2:07.270	14	1 LAP	1:46.167	9	12.774	1:40.612	60	1 LAP	1:46.253	50	2 LAPS	1:57.599	60	1 LAP	1:48.703
103	2 LAPS	1:56.527	26	1 LAP	3:06.470	19	1 LAP	1:49.254	19	1 LAP	1:49.676	103	2 LAPS	1:55.678	103	2 LAPS	1:56.339
14	1 LAP	1:45.482	103	2 LAPS	1:55.673	37	2 LAPS	1:59.776	75	30.222	1:42.328	60	1 LAP	1:46.259	50	2 LAPS	1:59.750
41	1 LAP	1:47.000	32	4 LAPS	3:06.481	52	1 LAP	1:48.092	18	30.537	1:43.047	58	2 LAPS	1:59.221	75	28.623	1:42.425
10	1 LAP	1:45.654	58	2 LAPS	1:59.733	18	30.300	1:41.127	16	32.375	1:44.087	19	1 LAP	1:49.358	18	28.766	1:42.266
64	2 LAPS	2:01.240	41	1 LAP	1:46.795	75	30.704	1:42.553	64	2 LAPS	2:05.018	75	28.658	1:41.768	16	30.067	1:41.312
8	1 LAP	1:46.560	8	1 LAP	1:46.295	16	31.098	3:00.282	52	1 LAP	1:49.165	18	28.960	1:41.755	19	1 LAP	1:49.488
65	1 LAP	1:46.108	65	1 LAP	1:48.373	1	34.984	1:43.041	1	35.944	1:43.770	16	31.215	1:42.172	6	35.178	1:41.722
37	2 LAPS	2:00.387	64	2 LAPS	1:59.569	21	1 LAP	1:47.044	6	37.303	1:40.730	6	35.916	1:41.945	1	38.723	1:43.854
49	41.470	3:00.885	49	46.498	1:49.158	6	39.383	1:40.669	21	1 LAP	1:47.074	1	37.329	1:44.717	52	1 LAP	1:45.055
60	1 LAP	1:53.796	60	1 LAP	1:46.609	25	54.570	1:41.815	37	2 LAPS	2:01.830	52	1 LAP	1:47.619	58	2 LAPS	1:59.165
19	1 LAP	1:48.653	37	2 LAPS	2:00.714	186	1 LAP	1:53.377	25	53.014	1:41.254	21	1 LAP	1:47.748	25	52.038	1:42.257
9	1:05.214	1:39.973	19	1 LAP	1:48.936	14	1:15.721	1:46.766	186	1 LAP	1:52.602	25	52.241	1:42.559	21	1 LAP	1:47.219
52	1 LAP	1:49.395	11	1 LAP	2:40.568	32	3 LAPS	1:42.818	14	1:19.572	1:46.661	64	2 LAPS	2:03.346	64	2 LAPS	1:59.419
21	1 LAP	3:23.146	9	1:01.346	1:40.262	26	1:25.884	1:46.743	32	3 LAPS	1:42.369	37	2 LAPS	1:59.908	37	2 LAPS	1:59.733
75	1:19.026	1:42.033	52	1 LAP	1:47.390	41	1:29.340	1:46.920	26	1:28.995	1:45.921	32	3 LAPS	1:44.490	32	3 LAPS	1:43.202
1	1:21.111	1:43.759	75	1:17.335	1:42.439	8	1:30.828	1:46.214	41	1:31.503	1:44.973	14	1:24.251	1:48.011	14	1:26.255	1:44.464
18	1:21.306	1:42.180	18	1:18.357	1:41.181	50	1 LAP	1:57.089	8	1:34.555	1:46.537	186	1 LAP	1:53.916	26	1:35.667	1:46.665
6	1:30.668	1:41.286	1	1:21.127	1:44.146	65	1:38.462	1:47.459				26	1:31.462	1:45.799	41	1:36.546	1:45.391
186	1 LAP	1:57.091	21	1 LAP	1:54.161	103	1 LAP	1:54.708				41	1:33.615	1:45.444	186	1 LAP	1:55.081
			6	1:27.898	1:41.360							8	1:37.335	1:46.112			
			25	1:41.939	1:41.860												
			186	1 LAP	1:54.709												
			14	1:58.139	1:46.023												
			26	2:08.325	1:49.050												
			32	3 LAPS	1:46.370												

Session Start: 17:47:55 - Finish: 18:29:12

Weather/Track Conditions: Bright/Dry

Circuit: Brands Hatch Grand Prix Circuit

Track Length: 3.916 Km - 2.4330 miles

'Legends of Brands Hatch' Historic Race Meeting - 1 - 3 Jul 2016

Guards Trophy supported by Dunlop Tyres

Race 13 - Lap Chart

Lap 19			Lap 20			Lap 21			Lap 22		
NO	Behind	Laptime	NO	Behind	Laptime	NO	Behind	Laptime	NO	Behind	Laptime
49		1:42.147	18		1:41.668	18		1:41.035	18		1:41.197
8	1 LAP	1:47.574	75	0.613	1:42.526	75	0.811	1:41.233	75	0.388	1:40.774
9	2.507	1:39.597	16	2.009	1:43.074	186	2 LAPS	1:57.409	16	3.213	1:42.203
65	1 LAP	1:46.431	60	1 LAP	1:50.959	16	2.207	1:41.233	37	3 LAPS	1:59.474
60	1 LAP	1:45.930	6	8.204	1:43.745	6	8.542	1:41.373	6	9.020	1:41.675
75	28.642	1:42.166	49	13.366	2:23.921	60	1 LAP	1:47.031	186	2 LAPS	1:55.414
18	28.887	1:42.268	1	16.486	1:45.776	1	20.417	1:44.966	60	1 LAP	1:45.901
16	29.490	1:41.570	19	1 LAP	1:51.676	49	20.452	1:48.121	1	23.476	1:44.256
6	35.014	1:41.983	52	1 LAP	1:48.629	25	29.871	1:42.887	49	24.815	1:45.560
103	2 LAPS	1:58.590	25	28.019	1:46.678	19	1 LAP	1:50.547	25	30.924	1:42.250
1	41.265	1:44.689	103	2 LAPS	1:59.224	52	1 LAP	1:52.413	19	1 LAP	1:49.929
50	2 LAPS	1:58.310	50	2 LAPS	2:00.231	21	1 LAP	1:49.082	52	1 LAP	1:48.318
19	1 LAP	1:50.180	21	1 LAP	1:48.352	103	2 LAPS	1:58.789	21	1 LAP	1:47.536
52	1 LAP	1:46.943	58	2 LAPS	1:58.980	50	2 LAPS	1:57.461	103	2 LAPS	1:57.769
25	51.896	1:42.005	32	3 LAPS	1:46.035	58	2 LAPS	1:58.977	50	2 LAPS	1:57.364
58	2 LAPS	1:57.659	14	1:06.263	1:47.573	32	3 LAPS	1:44.730	32	3 LAPS	1:45.338
21	1 LAP	1:46.960	41	1:17.027	1:48.293	14	1:15.796	1:50.568	58	2 LAPS	1:57.383
32	3 LAPS	1:44.995	26	1:19.842	1:50.824	41	1:21.857	1:45.865	14	1:24.204	1:49.605
14	1:29.245	1:45.137	64	2 LAPS	2:01.871	26	1:25.811	1:47.004	41	1:26.174	1:45.514
64	2 LAPS	2:00.964	8	1:24.422	1:47.069	8	1:30.665	1:47.278	26	1:32.869	1:48.255
37	2 LAPS	1:59.892	37	2 LAPS	2:01.591	65	1:37.682	1:46.502	8	1:36.132	1:46.664
41	1:39.289	1:44.890	65	1:32.215	1:46.756	64	2 LAPS	2:00.521	65	1:42.597	1:46.112
26	1:39.573	1:46.053							64	2 LAPS	2:01.426
8	1:47.908	1:47.606									
186	1 LAP	1:57.893									
65	1:56.014	1:46.415									

Session Start: 17:47:55 - Finish: 18:29:12
Weather/Track Conditions: Bright/Dry
Circuit: Brands Hatch Grand Prix Circuit
Track Length: 3.916 Km - 2.4330 miles

'Legends of Brands Hatch' Historic Race Meeting - 1 - 3 Jul 2016


HSCC Historic Formula 2 FIA International Series

Race 15 - Starting Grid

Sheet No:

Start Time : 12:20 - Heat Duration : 20 Minutes

9	17	117 Michael Bletsoe-Brown		
8	15	32 Steve Seaman	16	53 Mark Goldsmith
7	13	8 Klaus Bergs	14	37 Lincoln Small
6	11	17 Max Blees	12	50 Paul Bason
5	9	18 Richard Meins	10	39 Martin Bullock
4	7	5 Mike Barnby	8	85 Christopher Lillingston-Price
3	5	13 Dean Forward	6	1 Robert Simac
2	3	9 Frazer Gibney	4	36 Jeremy Wheatley
1	1	22 Mark Dwyer	2	19 Richard Evans
ROW	Pole Right			



Circuit: Brands Hatch Grand Prix Circuit
Track Length: 3.916 Km - 2.4330 miles

These results are provisional until the conclusion of any judicial and technical matters.

Clerk of the Course:

Julian Floyd

Timekeeper:

Nick Palmer

Issued at:

'Legends of Brands Hatch' Historic Race Meeting - 1 - 3 Jul 2016

HSCC Classic Formula 3 supported by MB Wheels

Race 16 - Starting Grid

Sheet No:

Start Time : 12:55 - Heat Duration : 20 Minutes

18	35	30 Paul Dibden	
17	33	15 Mick Whitehead	34 82 Paul Smith
16	31	214 Christian Olsen	32 51 Jennifer Ridgway
15	29	55 Francesco Macri	30 3 David Shaw
14	27	93 Angela Grasso	28 25 Bernard Honorat
13	25	307 Marco Fumagalli	26 69 Albert Clements
12	23	193 Rudolf Ernst	24 28 Nick Taylor
11	21	27 Glenn Eagling	22 130 Gianpolo Poffe
10	19	70 Richard Smeeton	20 63 Matthew Sturmer
9	17	29 Jonathan Price	18 11 Bruno Huber
8	15	47 Adrian Langridge	16 58 Pat Gormley
7	13	22 Laurent Vallery-Masson	14 122 Geoffrey Hoodless
6	11	8 Cameron Jackson	12 217 Tom Olsen
5	9	81 Davide Leone	10 33 Pascal Gerbout
4	7	2 Eric Martin	8 52 Fabrice Notari
3	5	21 Fred Lajoux	6 7 Richard Trott
2	3	77 Ian Flux	4 1 Maxim Bartell
1	1	80 Valerio Leone	2 20 Gaius Ghinn

Pole Right

ROW

Cars 9, 17 & 145 - withdrawn.

Circuit: Brands Hatch Grand Prix Circuit
Track Length: 3.916 Km - 2.4330 miles

These results are provisional until the conclusion of any judicial and technical matters.

Clerk of the Course:

Julian Floyd

Timekeeper:

Nick Palmer

Issued at:

'Legends of Brands Hatch' Historic Race Meeting - 1 - 3 Jul 2016

HSCC/TCRE Super Touring Cars


Race 17 - Starting Grid

Sheet No:

Start Time : 13:55 - Heat Duration : 20 Minutes

9	17	83 David Ball	18	60 Mark Wright
8	15	88 Warren Good	16	21 Mark Lemmer
7	13	61 Tom Houlbrook	14	25 Lindsay O'Donnell
6	11	27 Rick Wood	12	42 Roger Townsend
5	9	8 Darren Fielding	10	31 Scott O'Donnell
4	7	9 Jason Minshaw	8	36 Keith Butcher
3	5	37 Simon Garrad	6	17 Mark Smith
2	3	1 Stewart Whyte	4	97 Neil Smith
1	1	40 Michael Lyons	2	12 Patrick Watts

ROW **Pole Right**



Car 66 - withdrawn.

Circuit: Brands Hatch Grand Prix Circuit
Track Length: 3.916 Km - 2.4330 miles

These results are provisional until the conclusion of any judicial and technical matters.

Clerk of the Course:

Julian Floyd

Timekeeper:

Nick Palmer

Issued at:

'Legends of Brands Hatch' Historic Race Meeting - 1 - 3 Jul 2016

HSCC Historic Road Sports Qualifying for Race 20 - Classification

Sheet No:

POS	NO	DRIVER/S	CLASS	CLASS POS	CAR MAKE / MODEL	TIME	ON	LAPS	GAP	DIFF	MPH
1	8	John Davison	C	1	Lotus Elan S3	1:46.757	5	5			82.04
2	84	Ian Burford	C	2	Ginetta G4	1:48.431	7	7	1.674	1.674	80.78
3	36	Frazer Gibney	C	3	Lotus Elan S1	1:48.599	7	8	1.842	0.168	80.65
4	5	Peter Shaw	C	4	Lotus Elan S1	1:48.663	2	8	1.906	0.064	80.60
5	69	Andy Shepherd	C	5	Lotus Seven S2	1:49.279	6	8	2.522	0.616	80.15
6	11	Richard Plant	A	1	Morgan Plus 8	1:50.154	7	7	3.397	0.875	79.51
7	1	Kevin Kivlochan	A	2	Morgan Plus 8	1:50.836	2	5	4.079	0.682	79.02
8	16	Robert Rowe	C	6	Lotus Elan S3	1:53.174	2	5	6.417	2.338	77.39
9	48	Barry Ashdown	C	7	Lotus Elan	1:53.735	6	7	6.978	0.561	77.01
10	23	Shaun Haddrell	E	1	Turner Mk1	1:54.219	6	7	7.462	0.484	76.68
11	71	Dick Coffey	E	2	Turner Mk1	1:54.801	7	7	8.044	0.582	76.30
12	55	Nick Savage	A	3	Chevrolet Camaro	1:56.082	7	7	9.325	1.281	75.45
13	15	Michael Eagles	A	4	De Tomaso Mangusta	1:56.206	1	1	9.449	0.124	75.37
14	38	James Owen	B	1	Triumph TR5	1:57.269	4	7	10.512	1.063	74.69
15	199	Charles Rainford	G	1	Lenham Sprite	1:57.725	4	4	10.968	0.456	74.40
16	28	Nick Smith	G	2	MG B	2:00.735	4	6	13.978	3.010	72.55
17	53	Adrian Gilbert	C	8	Lotus Elan S3	2:01.327	6	6	14.570	0.592	72.19
18	37	Mervyn Selwyn	C	9	Lotus Elan S3	2:01.425	6	6	14.668	0.098	72.13
19	12	Johan Denekamp	C	10	Marcos 1800 GT	2:02.754	2	7	15.997	1.329	71.35
20	88	Paul Brown	D	1	MG BGT	2:02.989	5	6	16.232	0.235	71.22
21	42	Larry Tucker	E	3	MG Midget	2:04.232	1	2	17.475	1.243	70.50
22	35	Richard Disbrow	C	11	Turner Mk2	2:04.927	6	6	18.170	0.695	70.11
23	22	Tony Davis	E	4	Austin Healey Sprite Mk1	2:05.327	5	6	18.570	0.400	69.89
24	41	Nik Spencer	D	2	MG B	2:05.732	4	4	18.975	0.405	69.66
25	10	Peter Bornhauser	E	5	Ginetta G15	2:06.857	5	6	20.100	1.125	69.04
26	21	Peter Chappell	E	6	Austin Healey Sprite Mk1	2:08.387	5	6	21.630	1.530	68.22

Cars 22 & 23 - transponder working intermittently, please check position.

Session Start: 10:00:04 - Finish: 10:15:00

Weather/Track Conditions: Sun/Dry

Circuit: Brands Hatch Grand Prix Circuit

Track Length: 3.916 Km - 2.4330 miles

These results are provisional until the conclusion of any judicial and technical matters.

Clerk of the Course:

Julian Floyd

Timekeeper:

Nick Palmer

Issued at:

'Legends of Brands Hatch' Historic Race Meeting - 1 - 3 Jul 2016

HSCC Historic Road Sports

Qualifying for Race 20 - Sector Analysis

1 Kevin Kivlochan (A)									Morgan Plus 8										
lap	Sect-1	Speed	Sect-2	Speed	Sect-3	Speed	TopSpeed	laptime	pit	lap	Sect-1	Speed	Sect-2	Speed	Sect-3	Speed	Topspeed	laptime	pit
1	35.768	84.5	50.199		26.032	117.7		1:51.999		4	42.051	74.9	52.883		27.675	111.3		2:02.609	
2	34.365	87.6	50.131		26.340	117.9		1:50.836		5	34.859	82.7	52.477		27.661	111.7		1:54.997	
3	37.869	72.6	52.979		27.095	97.9		1:57.943		6									

5 Peter Shaw (C)									Lotus Elan S1										
lap	Sect-1	Speed	Sect-2	Speed	Sect-3	Speed	TopSpeed	laptime	pit	lap	Sect-1	Speed	Sect-2	Speed	Sect-3	Speed	Topspeed	laptime	pit
1	35.447	85.2	49.122		26.181	114.9		1:50.750		5	34.154	85.1	48.760		26.146	112.4		1:49.060	
2	34.349	90.6	48.491		25.823	116.1		1:48.663		6	34.591	88.7	49.112		25.918	113.9		1:49.621	
3	35.811	86.2	51.896		27.119	112.4		1:54.826		7	34.888	84.6	49.250		25.565	114.9		1:49.703	
4	38.016	84.5	51.139		26.194	115.7		1:55.349		8	34.789	87.7	49.621		26.227	110.0		1:50.637	

8 John Davison (C)									Lotus Elan S3										
lap	Sect-1	Speed	Sect-2	Speed	Sect-3	Speed	TopSpeed	laptime	pit	lap	Sect-1	Speed	Sect-2	Speed	Sect-3	Speed	Topspeed	laptime	pit
1	34.578	90.6	49.777		25.885	114.9		1:50.240		4	34.194	91.6	49.630		25.677	115.1		1:49.501	
2	34.373	90.9	49.849		26.154	109.8		1:50.376		5	33.532	92.5	47.871		25.354	115.3		1:46.757	
3	35.491	90.4	48.768		25.612	115.7		1:49.871		6									

10 Peter Bornhauser (E)									Ginetta G15										
lap	Sect-1	Speed	Sect-2	Speed	Sect-3	Speed	TopSpeed	laptime	pit	lap	Sect-1	Speed	Sect-2	Speed	Sect-3	Speed	Topspeed	laptime	pit
1	48.311	72.6	1:01.724		32.308	88.5		2:22.343		4	40.777	77.0	57.533		30.859	95.9		2:09.169	
2	44.136	74.8	59.735		32.627	93.8		2:16.498		5	40.064	77.7	56.505		30.288	96.3		2:06.857	
3	40.395	77.1	57.826		30.988	95.4		2:09.209		6	39.570	77.7	57.429		30.382	94.7		2:07.381	

11 Richard Plant (A)									Morgan Plus 8										
lap	Sect-1	Speed	Sect-2	Speed	Sect-3	Speed	TopSpeed	laptime	pit	lap	Sect-1	Speed	Sect-2	Speed	Sect-3	Speed	Topspeed	laptime	pit
1	34.967	85.0	51.237		26.033	114.7		1:52.237		5	34.614	81.3	51.303		26.205	113.0		1:52.122	
2	33.632	89.1	1:10.515		25.924	111.3		2:10.071		6	34.624	81.8	50.123		25.826	112.4		1:50.573	
3	35.712	88.1	50.268		26.028	112.6		1:52.008		7	34.094	88.6	50.067		25.993	112.6		1:50.154	
4	34.959	84.5	51.560		26.424	112.2		1:52.943		8									

12 Johan Denekamp (C)									Marcos 1800 GT										
lap	Sect-1	Speed	Sect-2	Speed	Sect-3	Speed	TopSpeed	laptime	pit	lap	Sect-1	Speed	Sect-2	Speed	Sect-3	Speed	Topspeed	laptime	pit
1	39.405	73.6	55.904		29.526	100.2		2:04.835		5	39.046	75.4	55.412		29.023	100.6		2:03.481	
2	38.850	75.1	54.850		29.054	98.0		2:02.754		6	38.896	76.1	54.756		29.188	95.1		2:02.840	
3	41.076	76.7	55.012		28.582	98.0		2:04.670		7	39.255	74.2	54.679		29.225	99.9		2:03.159	
4	38.787	76.9	55.532		29.938	100.0		2:04.257		8									

15 Michael Eagles (A)									De Tomaso Mangusta										
lap	Sect-1	Speed	Sect-2	Speed	Sect-3	Speed	TopSpeed	laptime	pit	lap	Sect-1	Speed	Sect-2	Speed	Sect-3	Speed	Topspeed	laptime	pit
1	36.989	81.7	52.128		27.089	116.3		1:56.206		2									

16 Robert Rowe (C)									Lotus Elan S3										
lap	Sect-1	Speed	Sect-2	Speed	Sect-3	Speed	TopSpeed	laptime	pit	lap	Sect-1	Speed	Sect-2	Speed	Sect-3	Speed	Topspeed	laptime	pit
1	36.249	83.5	51.825		26.983	110.6		1:55.057		4	36.403	82.6	51.404		28.156	111.5		1:55.963	
2	34.873	80.6	51.763		26.538	103.4		1:53.174		5	35.825	65.4	51.797		26.456	112.0		1:54.078	
3	37.674	88.5	52.356		28.345	106.0		1:58.375		6									

21 Peter Chappell (E)									Austin Healey Sprite Mk1										
lap	Sect-1	Speed	Sect-2	Speed	Sect-3	Speed	TopSpeed	laptime	pit	lap	Sect-1	Speed	Sect-2	Speed	Sect-3	Speed	Topspeed	laptime	pit
1	40.022	71.4	59.263		31.302	91.0		2:10.587		4	39.425	72.5	59.542		31.345	89.4		2:10.312	
2	43.447	69.2	59.447		31.182	79.7		2:14.076		5	39.797	71.3	58.253		30.337	91.6		2:08.387	
3	44.523	61.9	1:02.644		31.015	90.1		2:18.182		6	39.353	71.0	59.234		30.582	92.0		2:09.169	

22 Tony Davis (E)									Austin Healey Sprite Mk1										
lap	Sect-1	Speed	Sect-2	Speed	Sect-3	Speed	TopSpeed	laptime	pit	lap	Sect-1	Speed	Sect-2	Speed	Sect-3	Speed	Topspeed	laptime	pit
1	39.108	71.5	58.099		30.043	94.7		2:07.250		4	38.634	72.5	59.335		30.111	96.7		2:08.080	
2	39.743	69.7	58.721		29.909	94.6		2:08.373		5	38.007	71.5	57.341		29.979	93.8		2:05.327	
3	39.277	72.4	58.097		30.120	94.4		2:07.494		6	38.660	71.0	57.116		29.773	95.2		2:05.549	



'Legends of Brands Hatch' Historic Race Meeting - 1 - 3 Jul 2016

HSCC Historic Road Sports

Qualifying for Race 20 - Sector Analysis

23 Shaun Haddrell (E)									Turner Mk1										
lap	Sect-1	Speed	Sect-2	Speed	Sect-3	Speed	TopSpeed	laptime	pit	lap	Sect-1	Speed	Sect-2	Speed	Sect-3	Speed	Topspeed	laptime	pit
1	38.785	78.9	54.706		27.594	104.4		2:01.085		5	36.921	81.9	52.744		27.259	105.9		1:56.924	
2	37.288	80.0	53.275		27.736	96.6		1:58.299		6	36.013	85.4	51.533		26.673	107.9		1:54.219	
3	38.571	80.6	53.479		28.122	101.7		2:00.172		7	36.262	73.9	51.714		27.105	100.9		1:55.081	
4	37.536	82.5	53.426		28.051	105.0		1:59.013		8									

28 Nick Smith (G)									MG B										
lap	Sect-1	Speed	Sect-2	Speed	Sect-3	Speed	TopSpeed	laptime	pit	lap	Sect-1	Speed	Sect-2	Speed	Sect-3	Speed	Topspeed	laptime	pit
1	Out	76.0	58.276		30.349	97.2		2:11.376		4	37.185	82.3	55.360		28.190	104.7		2:00.735	
2	39.745	80.8	56.752		29.486	103.0		2:05.983		5	37.478	75.6	55.562		28.330	104.1		2:01.370	
3	38.202	80.8	56.919		28.955	102.8		2:04.076		6	38.315	82.4	54.597		28.455	99.5		2:01.367	

35 Richard Disbrow (C)									Turner Mk2										
lap	Sect-1	Speed	Sect-2	Speed	Sect-3	Speed	TopSpeed	laptime	pit	lap	Sect-1	Speed	Sect-2	Speed	Sect-3	Speed	Topspeed	laptime	pit
1	41.362	67.5	57.499		29.931	95.6		2:08.792		4	39.858	55.9	56.856		29.184	95.6		2:05.898	
2	44.541	73.3	57.960		30.250	90.7		2:12.751		5	39.064	72.0	57.300		28.898	97.9		2:05.262	
3	40.492	69.4	57.803		29.021	97.4		2:07.316		6	39.087	71.9	56.305		29.535	91.0		2:04.927	

36 Frazer Gibney (C)									Lotus Elan S1										
lap	Sect-1	Speed	Sect-2	Speed	Sect-3	Speed	TopSpeed	laptime	pit	lap	Sect-1	Speed	Sect-2	Speed	Sect-3	Speed	Topspeed	laptime	pit
1	34.385	87.0	49.073		26.452	113.7		1:49.910		5	34.972	88.7	48.608		26.197	114.7		1:49.777	
2	33.963	88.7	49.276		26.325	93.6		1:49.564		6	34.161	90.0	48.328		26.272	113.7		1:48.761	
3	39.104	88.5	49.077		26.349	105.9		1:54.530		7	34.207	91.0	48.524		25.868	114.7		1:48.599	
4	35.837	86.2	52.465		27.408	114.3		1:55.710		8	36.456	85.4	49.469		26.029	115.3		1:51.954	

37 Mervyn Selwyn (C)									Lotus Elan S3										
lap	Sect-1	Speed	Sect-2	Speed	Sect-3	Speed	TopSpeed	laptime	pit	lap	Sect-1	Speed	Sect-2	Speed	Sect-3	Speed	Topspeed	laptime	pit
1	41.597	70.4	56.020		30.258	91.1		2:07.875		4	38.615	83.4	55.515		28.811	98.9		2:02.941	
2	41.984	81.1	56.667		30.088	95.1		2:08.739		5	40.208	79.6	55.992		28.192	107.4		2:04.392	
3	40.719	75.4	55.291		29.767	95.9		2:05.777		6	38.510	81.5	54.599		28.316	108.1		2:01.425	

38 James Owen (B)									Triumph TR5										
lap	Sect-1	Speed	Sect-2	Speed	Sect-3	Speed	TopSpeed	laptime	pit	lap	Sect-1	Speed	Sect-2	Speed	Sect-3	Speed	Topspeed	laptime	pit
1	38.079	79.6	53.481		28.301	102.5		1:59.861		5	36.998	82.3	53.382		27.804	102.5		1:58.184	
2	37.585	80.7	52.722		28.129	102.2		1:58.436		6	36.901	83.3	52.669		28.032	102.5		1:57.602	
3	37.937	82.0	52.163		28.189	103.7		1:58.289		7	36.694	84.0	54.611		27.862	103.3		1:59.167	
4	36.307	82.7	52.982		27.980	103.1		1:57.269		8									

41 Nik Spencer (D)									MG B										
lap	Sect-1	Speed	Sect-2	Speed	Sect-3	Speed	TopSpeed	laptime	pit	lap	Sect-1	Speed	Sect-2	Speed	Sect-3	Speed	Topspeed	laptime	pit
1	40.379	78.2	57.500		29.473	100.5		2:07.352		3	40.221	82.6	56.180		29.938	100.8		2:06.339	
2	41.753	75.9	56.749		29.772	88.9		2:08.274		4	37.953	74.2	57.529		30.250	98.7		2:05.732	

42 Larry Tucker (E)									MG Midget										
lap	Sect-1	Speed	Sect-2	Speed	Sect-3	Speed	TopSpeed	laptime	pit	lap	Sect-1	Speed	Sect-2	Speed	Sect-3	Speed	Topspeed	laptime	pit
1	38.504	77.5	56.137		29.591	97.4		2:04.232		2	38.467	76.2	56.804		29.029	98.1		2:04.300	

48 Barry Ashdown (C)									Lotus Elan										
lap	Sect-1	Speed	Sect-2	Speed	Sect-3	Speed	TopSpeed	laptime	pit	lap	Sect-1	Speed	Sect-2	Speed	Sect-3	Speed	Topspeed	laptime	pit
1	37.871	71.8	52.840		27.634	98.1		1:58.345		5	35.907	80.6	51.381		26.476	110.9		1:53.764	
2	40.149	77.9	52.447		27.813	105.9		2:00.409		6	35.820	82.1	50.825		27.090	114.3		1:53.735	
3	37.391	79.1	53.382		27.201	109.8		1:57.974		7	35.356	80.4	51.315		27.111	110.0		1:53.782	
4	36.321	77.2	51.642		26.617	112.2		1:54.580		8									

53 Adrian Gilbert (C)									Lotus Elan S3										
lap	Sect-1	Speed	Sect-2	Speed	Sect-3	Speed	TopSpeed	laptime	pit	lap	Sect-1	Speed	Sect-2	Speed	Sect-3	Speed	Topspeed	laptime	pit
1	41.389	66.7	58.377		30.070	88.2		2:09.836		4	38.754	66.7	58.028		28.511	105.5		2:05.293	
2	41.888	76.8	57.011		30.377	94.2		2:09.276		5	38.848	80.2	56.441		28.167	107.7		2:03.456	
3	41.689	71.5	59.112		29.259	108.8		2:10.060		6	37.830	81.5	55.302		28.195	111.3		2:01.327	



'Legends of Brands Hatch' Historic Race Meeting - 1 - 3 Jul 2016

HSCC Historic Road Sports

Qualifying for Race 20 - Sector Analysis

55 Nick Savage (A)									Chevrolet Camaro								
lap	Sect-1	Speed	Sect-2	Speed	Sect-3	Speed	TopSpeed	laptime pit	lap	Sect-1	Speed	Sect-2	Speed	Sect-3	Speed	Topspeed	laptime pit
1	37.474	84.2	56.405		28.413	112.0		2:02.292	5	36.252	86.5	53.446		27.107	115.5		1:56.805
2	37.420	84.8	53.527		27.152	112.4		1:58.099	6	36.577	80.6	52.663		27.741	114.7		1:56.981
3	37.484	78.2	53.147		27.344	113.5		1:57.975	7	36.719	82.3	52.271		27.092	115.9		1:56.082
4	36.784	85.1	53.554		27.616	115.7		1:57.954	8								

69 Andy Shepherd (C)									Lotus Seven S2								
lap	Sect-1	Speed	Sect-2	Speed	Sect-3	Speed	TopSpeed	laptime pit	lap	Sect-1	Speed	Sect-2	Speed	Sect-3	Speed	Topspeed	laptime pit
1	35.311	84.0	49.802		26.391	105.4		1:51.504	5	34.986	84.4	51.147		26.282	106.2		1:52.415
2	35.688	79.1	51.842		26.694	106.9		1:54.224	6	34.294	86.3	48.951		26.034	106.2		1:49.279
3	38.243	78.4	51.385		26.841	105.9		1:56.469	7	34.331	86.0	50.524		28.075	107.2		1:52.930
4	36.902	84.7	50.491		26.476	106.5		1:53.869	8	34.258	82.8	58.214		26.969	106.2		1:59.441

71 Dick Coffey (E)									Turner Mk1								
lap	Sect-1	Speed	Sect-2	Speed	Sect-3	Speed	TopSpeed	laptime pit	lap	Sect-1	Speed	Sect-2	Speed	Sect-3	Speed	Topspeed	laptime pit
1	37.930	78.4	56.059		29.105	99.6		2:03.094	5	35.828	83.4	52.427		28.159	101.4		1:56.414
2	38.770	80.3	52.891		27.658	100.9		1:59.319	6	37.099	78.1	54.479		28.649	100.8		2:00.227
3	38.114	78.8	54.522		28.074	101.9		2:00.710	7	35.951	82.6	51.240		27.610	102.3		1:54.801
4	36.093	81.7	53.448		29.535	101.7		1:59.076	8								

84 Ian Burford (C)									Ginetta G4								
lap	Sect-1	Speed	Sect-2	Speed	Sect-3	Speed	TopSpeed	laptime pit	lap	Sect-1	Speed	Sect-2	Speed	Sect-3	Speed	Topspeed	laptime pit
1	35.605	82.6	50.262		26.563	110.2		1:52.430	5	34.010	87.1	49.522		26.204	111.5		1:49.736
2	35.100	83.3	49.211		26.421	110.2		1:50.732	6	34.908	86.9	49.328		26.504	110.9		1:50.740
3	35.589	85.2	49.559		27.203	110.2		1:52.351	7	34.276	83.9	48.334		25.821	112.0		1:48.431
4	34.567	87.3	50.881		26.591	111.3		1:52.039	8								

88 Paul Brown (D)									MG BGT								
lap	Sect-1	Speed	Sect-2	Speed	Sect-3	Speed	TopSpeed	laptime pit	lap	Sect-1	Speed	Sect-2	Speed	Sect-3	Speed	Topspeed	laptime pit
1	41.289	69.3	58.325		31.483	95.9		2:11.097	4	40.030	66.5	1:06.482		34.706	96.5		2:21.218
2	41.046	71.6	58.396		31.308	95.9		2:10.750	5	38.306	77.0	55.034		29.649	97.0		2:02.989
3	39.350	77.3	56.639		29.641	98.1		2:05.630	6	39.318	72.2	55.105		29.305	97.9		2:03.728

199 Charles Rainford (G)									Lenham Sprite								
lap	Sect-1	Speed	Sect-2	Speed	Sect-3	Speed	TopSpeed	laptime pit	lap	Sect-1	Speed	Sect-2	Speed	Sect-3	Speed	Topspeed	laptime pit
1	37.079	78.8	54.778		27.859	103.0		1:59.716	3	41.032	75.7	54.749		28.193	103.0		2:03.974
2	37.663	80.1	54.153		28.364	91.5		2:00.180	4	36.925	81.9	52.989		27.811	103.0		1:57.725



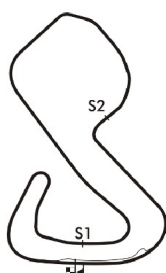
Session Start: 10:00:04 - Finish: 10:15:00
Weather/Track Conditions: Sun/Dry
Circuit: Brands Hatch Grand Prix Circuit
Track Length: 3.916 Km - 2.4330 miles

'Legends of Brands Hatch' Historic Race Meeting - 1 - 3 Jul 2016

HSCC Historic Road Sports

Qualifying for Race 20 - Best Sector Times

POS	NO	DRIVER/S	Sector 1			Sector 2			Sector 3			IDEAL LAP	BEST LAP	On
			TIME	LAP	POS	TIME	LAP	POS	TIME	LAP	POS			
1	8	John Davison	33.532	5	1	47.871	5	1	25.354	5	1	1:46.757	1:46.757	5
2	84	Ian Burford	34.010	5	4	48.334	7	3	25.821	7	3	1:48.165	1:48.431	7
3	36	Frazer Gibney	33.963	2	3	48.328	6	2	25.868	7	5	1:48.159	1:48.599	7
4	5	Peter Shaw	34.154	5	5	48.491	2	4	25.565	7	2	1:48.210	1:48.663	2
5	69	Andy Shepherd	34.258	8	6	48.951	6	5	26.034	6	7	1:49.243	1:49.279	6
6	11	Richard Plant	33.632	2	2	50.067	7	6	25.826	6	4	1:49.525	1:50.154	7
7	1	Kevin Kivlochan	34.365	2	7	50.131	2	7	26.032	1	6	1:50.528	1:50.836	2
8	16	Robert Rowe	34.873	2	8	51.404	4	10	26.456	5	8	1:52.733	1:53.174	2
9	48	Barry Ashdown	35.356	7	9	50.825	6	8	26.476	5	9	1:52.657	1:53.735	6
10	23	Shaun Haddrell	36.013	6	11	51.533	6	11	26.673	6	10	1:54.219	1:54.219	6
11	71	Dick Coffey	35.828	5	10	51.240	7	9	27.610	7	13	1:54.678	1:54.801	7
12	55	Nick Savage	36.252	5	12	52.271	7	14	27.092	7	12	1:55.615	1:56.082	7
13	15	Michael Eagles	36.989	1	15	52.128	1	12	27.089	1	11	1:56.206	1:56.206	1
14	38	James Owen	36.307	4	13	52.163	3	13	27.804	5	14	1:56.274	1:57.269	4
15	199	Charles Rainford	36.925	4	14	52.989	4	15	27.811	4	15	1:57.725	1:57.725	4
16	28	Nick Smith	37.185	4	16	54.597	6	16	28.190	4	17	1:59.972	2:00.735	4
17	53	Adrian Gilbert	37.830	6	17	55.302	6	20	28.167	5	16	2:01.299	2:01.327	6
18	37	Mervyn Selwyn	38.510	6	22	54.599	6	17	28.192	5	18	2:01.301	2:01.425	6
19	12	Johan Denekamp	38.787	4	23	54.679	7	18	28.582	3	19	2:02.048	2:02.754	2
20	88	Paul Brown	38.306	5	20	55.034	5	19	29.305	6	22	2:02.645	2:02.989	5
21	42	Larry Tucker	38.467	2	21	56.137	1	21	29.029	2	21	2:03.633	2:04.232	1
22	35	Richard Disbrow	39.064	5	24	56.305	6	23	28.898	5	20	2:04.267	2:04.927	6
23	22	Tony Davis	38.007	5	19	57.116	6	25	29.773	6	24	2:04.896	2:05.327	5
24	41	Nik Spencer	37.953	4	18	56.180	3	22	29.473	1	23	2:03.606	2:05.732	4
25	10	Peter Bornhauser	39.570	6	26	56.505	5	24	30.288	5	25	2:06.363	2:06.857	5
26	21	Peter Chappell	39.353	6	25	58.253	5	26	30.337	5	26	2:07.943	2:08.387	5



Session Start: 10:00:04 - Finish: 10:15:00

Weather/Track Conditions: Sun/Dry

Circuit: Brands Hatch Grand Prix Circuit

Track Length: 3.916 Km - 2.4330 miles

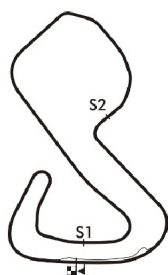


'Legends of Brands Hatch' Historic Race Meeting - 1 - 3 Jul 2016

HSCC Historic Road Sports

Qualifying for Race 20 - Best Sector Speeds

	NO	SECTOR 1	MPH	NO	SECTOR 2	MPH	NO	SECTOR 3	MPH
1	8	John Davison	92.5	NO SPEED TRAP			1	Kevin Kivlochan	117.9
2	36	Frazer Gibney	91.0				15	Michael Eagles	116.3
3	5	Peter Shaw	90.6				5	Peter Shaw	116.1
4	11	Richard Plant	89.1				55	Nick Savage	115.9
5	16	Robert Rowe	88.5				8	John Davison	115.7
6	1	Kevin Kivlochan	87.6				36	Frazer Gibney	115.3
7	84	Ian Burford	87.3				11	Richard Plant	114.7
8	55	Nick Savage	86.5				48	Barry Ashdown	114.3
9	69	Andy Shepherd	86.3				16	Robert Rowe	112.0
10	23	Shaun Haddrell	85.4				84	Ian Burford	112.0
11	38	James Owen	84.0				53	Adrian Gilbert	111.3
12	37	Mervyn Selwyn	83.4				37	Mervyn Selwyn	108.1
13	71	Dick Coffey	83.4				23	Shaun Haddrell	107.9
14	41	Nik Spencer	82.6				69	Andy Shepherd	107.2
15	28	Nick Smith	82.4				28	Nick Smith	104.7
16	48	Barry Ashdown	82.1				38	James Owen	103.7
17	199	Charles Rainford	81.9				199	Charles Rainford	103.0
18	15	Michael Eagles	81.7				71	Dick Coffey	102.3
19	53	Adrian Gilbert	81.5				12	Johan Denekamp	101.6
20	10	Peter Bornhauser	77.7				41	Nik Spencer	100.8
21	42	Larry Tucker	77.5				42	Larry Tucker	98.1
22	88	Paul Brown	77.3				88	Paul Brown	98.1
23	12	Johan Denekamp	76.9				35	Richard Disbrow	97.9
24	35	Richard Disbrow	73.3				22	Tony Davis	96.7
25	21	Peter Chappell	72.5				10	Peter Bornhauser	96.3
26	22	Tony Davis	72.5				21	Peter Chappell	92.0
27	43	Julian Pierce	0.0				43	Julian Pierce	0.0



Session Start: 10:00:04 - Finish: 10:15:00
Weather/Track Conditions: Sun/Dry
Circuit: Brands Hatch Grand Prix Circuit
Track Length: 3.916 Km - 2.4330 miles

'Legends of Brands Hatch' Historic Race Meeting - 1 - 3 Jul 2016

HSCC Historic Road Sports

Race 20 - Starting Grid

Sheet No:

Start Time : 15:45 - Heat Duration : 20 Minutes

13	25	10 Peter Bornhauser	26	21 Peter Chappell
12	23	22 Tony Davis	24	41 Nik Spencer
11	21	42 Larry Tucker	22	35 Richard Disbrow
10	19	12 Johan Denekamp	20	88 Paul Brown
9	17	53 Adrian Gilbert	18	37 Mervyn Selwyn
8	15	199 Charles Rainford	16	28 Nick Smith
7	13	15 Michael Eagles	14	38 James Owen
6	11	71 Dick Coffey	12	55 Nick Savage
5	9	48 Barry Ashdown	10	23 Shaun Haddrell
4	7	1 Kevin Kivlochan	8	16 Robert Rowe
3	5	69 Andy Shepherd	6	11 Richard Plant
2	3	36 Frazer Gibney	4	5 Peter Shaw
1	1	8 John Davison	2	84 Ian Burford

ROW **Pole Right**



These results are provisional until the conclusion of any judicial and technical matters.

Circuit: Brands Hatch Grand Prix Circuit
Track Length: 3.916 Km - 2.4330 miles

Clerk of the Course:

Julian Floyd

Timekeeper:

Nick Palmer

Issued at:

'Legends of Brands Hatch' Historic Race Meeting - 1 - 3 Jul 2016

HSCC Historic Formula 3 Supported by The Cubicle Centre

Race 14 - Starting Grid

Sheet No:

Start Time : 11:45 - Heat Duration : 20 Minutes

11	21	41 Werner Pircher	22	19 Peter Froude
10	19	16 Robert Retzlaff	20	87 Peter Barclay
9	17	55 Julian Maynard	18	2 Barry Sewell
8	15	30 Clas Muller	16	62 Geoffrey O'nion
7	13	189 Maurice Slotine	14	116 Mark Linstone
6	11	71 Chris Holland	12	1 Leif Bosson
5	9	82 Marcus Mussa	10	96 Keith Messer
4	7	63 Christoph Widmer	8	5 Jim Blockley
3	5	77 Francois Derossi	6	89 Mark Pangborn
2	3	22 Simon Armer	4	65 Peter Thompson
1	1	25 Andrew Hibberd	2	4 James Denty
ROW	Pole Right			

PLEASE NOTE: THE RACE START PROCEDURE WILL BE AS PER THE FINAL INSTRUCTIONS. Cars 14, 46 & 50 - withdrawn.

Circuit: Brands Hatch Grand Prix Circuit
Track Length: 3.916 Km - 2.4330 miles

These results are provisional until the conclusion of any judicial and technical matters.

Clerk of the Course:	Timekeeper:	Issued at:
Julian Floyd	Nick Palmer	

'Legends of Brands Hatch' Historic Race Meeting - 1 - 3 Jul 2016

Historic Formula Ford 2000 Championship/URS/Classic Racing Car Series

Qualifying for Race 21 - Classification

Sheet No:

POS	NO	DRIVER/S	CLASS	CLASS POS	CAR MAKE / MODEL	TIME	ON	LAPS	GAP	DIFF	MPH
1	9	Ian Pearson	URA	1	Van Diemen RF83	1:33.050	8	9			94.13
2	27	Andrew Park	A	1	Reynard SF81	1:34.132	4	9	1.082	1.082	93.05
3	35	Marc Mercer	URA	2	Van Diemen RF82	1:34.384	8	9	1.334	0.252	92.80
4	87	Nelson Rowe	A	2	Reynard SF79	1:34.649	8	8	1.599	0.265	92.54
5	12	Andy Jarvis	CRG	1	Palliser WDB 2	1:34.860	7	9	1.810	0.211	92.33
6	2	Benn Simms	A	3	Reynard SF77	1:35.060	5	5	2.010	0.200	92.14
7	10	Daniel Pyett	CRD	1	Tecno F2	1:35.816	5	6	2.766	0.756	91.41
8	75	Colin Wright	A	4	Reynard SF79	1:36.258	9	9	3.208	0.442	90.99
9	51	Graham Ridgway	A	5	Reynard SF78	1:37.202	3	8	4.152	0.944	90.11
10	44	Andrew Lancaster	URA	3	Pilbeam MP52	1:37.248	9	9	4.198	0.046	90.07
11	15	Mick Whitehead	A	6	Reynard SF79	1:37.403	8	8	4.353	0.155	89.92
12	72	Andrew Storer	A	7	Reynard SF79	1:37.634	8	9	4.584	0.231	89.71
13	59	Thomas White	B	1	Osella FAF	1:37.845	6	8	4.795	0.211	89.52
14	159	Andy Jones	CRG	2	Lotus 59	1:38.323	4	4	5.273	0.478	89.08
15	6	Jeremy Main	A	8	Reynard SF79	1:39.075	6	8	6.025	0.752	88.41
16	49	Martin Anslow	CRG	3	Brabham BT21	1:39.207	3	7	6.157	0.132	88.29
17	18	Stephen Glasswell	A	9	Reynard SF79	1:40.010	2	8	6.960	0.803	87.58
18	14	Iain Rowley	B	2	Penfold 1	1:40.105	7	8	7.055	0.095	87.50
19	77	David Walton	A	10	Royale RP27	1:40.622	4	4	7.572	0.517	87.05
20	36	David Karaskas	A	11	Crossle 51F	1:40.910	5	8	7.860	0.288	86.80
21	145	Robert Pearson	URA	4	Van Diemen RF82	1:41.327	3	8	8.277	0.417	86.44
22	8	Gareth Fletcher	A	12	Royale RP27	1:41.334	4	8	8.284	0.007	86.43
23	5	Mark Goodyear	CRG	4	Lotus 59	1:42.829	8	8	9.779	1.495	85.18
24	45	John Stapleton	C	1	Tui BH2	1:42.986	6	8	9.936	0.157	85.05
25	81	Julian Stokes	CRC	1	Tecno F2	1:43.053	2	4	10.003	0.067	84.99
26	41	David Mercer	B	3	Reynard SF78	1:46.898	6	7	13.848	3.845	81.94
27	46	John Bowles	A	13	Lola T580	1:49.447	3	7	16.397	2.549	80.03
28	34	Peter Finnigan	CRF	1	Merlyn Mk20A/11A	1:51.001	7	7	17.951	1.554	78.91
29	66	Andy Turnock	A	14	Royale RP27	1:55.284	7	7	22.234	4.283	75.98

Session Start: 10:23:50 - Finish: 10:38:50

Weather/Track Conditions: Sun/Dry

Circuit: Brands Hatch Grand Prix Circuit

Track Length: 3.916 Km - 2.4330 miles

These results are provisional until the conclusion of any judicial and technical matters.

Clerk of the Course: Julian Floyd	Timekeeper: Nick Palmer	Issued at:
--	--------------------------------	------------

'Legends of Brands Hatch' Historic Race Meeting - 1 - 3 Jul 2016

Historic Formula Ford 2000 Championship/URS/Classic Racing Car Series

Qualifying for Race 21 - Sector Analysis

2 Benn Simms (A)									Reynard SF77								
lap	Sect-1	Speed	Sect-2	Speed	Sect-3	Speed	TopSpeed	laptime pit	lap	Sect-1	Speed	Sect-2	Speed	Sect-3	Speed	Topspeed	laptime pit
1	31.256	95.8	44.280		23.165	116.3		1:38.701	4	30.238	97.2	44.827		22.964	117.3		1:38.029
2	30.611	96.9	42.448		22.895	116.3		1:35.954	5	29.927	96.5	42.277		22.856	116.5		1:35.060
3	30.559	97.2	42.113		22.886	116.5		1:35.558	6								

5 Mark Goodyear (CRG)									Lotus 59								
lap	Sect-1	Speed	Sect-2	Speed	Sect-3	Speed	TopSpeed	laptime pit	lap	Sect-1	Speed	Sect-2	Speed	Sect-3	Speed	Topspeed	laptime pit
1	34.289	84.0	49.976		27.207	118.3		1:51.472	5	33.158	94.2	47.661		24.947	120.9		1:45.766
2	33.888	79.4	49.696		27.091	117.9		1:50.675	6	31.738	93.9	46.751		24.425	120.4		1:42.914
3	33.528	86.3	48.543		25.901	119.8		1:47.972	7	32.869	97.0	47.347		24.182	121.8		1:44.398
4	32.330	90.0	48.291		25.449	120.0		1:46.070	8	31.714	99.5	47.004		24.111	122.0		1:42.829

6 Jeremy Main (A)									Reynard SF79								
lap	Sect-1	Speed	Sect-2	Speed	Sect-3	Speed	TopSpeed	laptime pit	lap	Sect-1	Speed	Sect-2	Speed	Sect-3	Speed	Topspeed	laptime pit
1	32.201	93.5	45.489		25.083	113.3		1:42.773	5	31.228	95.0	46.213		24.508	116.5		1:41.949
2	31.735	94.4	44.986		24.232	115.1		1:40.953	6	30.835	96.6	44.221		24.019	116.3		1:39.075
3	31.214	95.6	44.175		24.262	114.7		1:39.651	7	31.178	96.5	43.988		24.036	116.9		1:39.202
4	31.340	96.1	45.157		23.883	116.1		1:40.380	8	31.385	96.5	44.873		24.279	116.7		1:40.537

8 Gareth Fletcher (A)									Royale RP27								
lap	Sect-1	Speed	Sect-2	Speed	Sect-3	Speed	TopSpeed	laptime pit	lap	Sect-1	Speed	Sect-2	Speed	Sect-3	Speed	Topspeed	laptime pit
1	32.604	88.0	47.796		24.970	113.2		1:45.370	5	31.978	94.4	46.573		24.646	113.2		1:43.197
2	33.124	88.2	46.322		24.416	114.1		1:43.862	6	31.814	93.8	46.341		24.624	113.0		1:42.779
3	31.769	93.3	46.243		25.646	113.9		1:43.658	7	31.721	93.1	44.705		24.921	114.1		1:41.347
4	31.821	94.0	44.803		24.710	113.2		1:41.334	8	32.089	93.6	45.270		24.572	113.5		1:41.931

9 Ian Pearson (URA)									Van Diemen RF83								
lap	Sect-1	Speed	Sect-2	Speed	Sect-3	Speed	TopSpeed	laptime pit	lap	Sect-1	Speed	Sect-2	Speed	Sect-3	Speed	Topspeed	laptime pit
1	30.707	93.8	43.808		22.827	117.7		1:37.342	6	29.860	96.1	42.437		22.589	117.5		1:34.886
2	29.650	96.6	42.265		23.096	117.9		1:35.011	7	29.373	97.3	41.446		22.419	118.1		1:33.238
3	29.371	98.0	44.195		23.714	117.5		1:37.280	8	29.491	95.6	41.278		22.281	118.3		1:33.050
4	29.691	97.3	42.885		23.240	117.1		1:35.816	9	29.373	96.7	42.399		22.448	118.5		1:34.220
5	30.256	96.9	42.581		22.727	118.7		1:35.564	10								

10 Daniel Pyett (CRD)									Tecno F2								
lap	Sect-1	Speed	Sect-2	Speed	Sect-3	Speed	TopSpeed	laptime pit	lap	Sect-1	Speed	Sect-2	Speed	Sect-3	Speed	Topspeed	laptime pit
1	33.168	91.1	44.529		24.380	124.2		1:42.077	4	30.879	105.9	42.816		23.207	126.8		1:36.902
2	31.619	102.5	43.719		23.574	125.8		1:38.912	5	30.204	103.9	42.818		22.794	127.8		1:35.816
3	31.486	102.5	43.176		24.100	128.0		1:38.762	6	30.470	106.5	42.853		23.444	127.0		1:36.767

12 Andy Jarvis (CRG)									Palliser WDB 2								
lap	Sect-1	Speed	Sect-2	Speed	Sect-3	Speed	TopSpeed	laptime pit	lap	Sect-1	Speed	Sect-2	Speed	Sect-3	Speed	Topspeed	laptime pit
1	31.810	97.2	45.825		24.486	122.9		1:42.121	6	31.033	99.8	42.890		22.496	125.1		1:36.419
2	30.596	95.9	43.288		23.538	121.5		1:37.422	7	30.154	103.6	42.376		22.330	124.2		1:34.860
3	30.669	100.3	43.924		22.960	123.1		1:37.553	8	30.420	100.6	42.035		22.534	123.1		1:34.989
4	31.183	102.3	46.580		23.852	121.5		1:41.615	9	29.877	103.1	42.274		22.823	124.0		1:34.974
5	30.127	102.3	42.678		22.681	124.0		1:35.486	10								

14 Iain Rowley (B)									Penfold 1								
lap	Sect-1	Speed	Sect-2	Speed	Sect-3	Speed	TopSpeed	laptime pit	lap	Sect-1	Speed	Sect-2	Speed	Sect-3	Speed	Topspeed	laptime pit
1	33.300	91.4	46.576		25.324	111.5		1:45.200	5	31.403	94.2	44.930		24.661	113.5		1:40.994
2	32.304	91.9	44.943		24.660	111.7		1:41.907	6	31.302	93.5	44.864		23.986	114.3		1:40.152
3	32.130	92.5	44.571		24.144	112.8		1:40.845	7	31.539	92.6	44.506		24.060	113.9		1:40.105
4	31.293	93.6	45.091		24.431	113.2		1:40.815	8	31.650	93.1	44.520		24.543	113.2		1:40.713



Session Start: 10:23:50 - Finish: 10:38:50
 Weather/Track Conditions: Sun/Dry
 Circuit: Brands Hatch Grand Prix Circuit
 Track Length: 3.916 Km - 2.4330 miles

'Legends of Brands Hatch' Historic Race Meeting - 1 - 3 Jul 2016

Historic Formula Ford 2000 Championship/URS/Classic Racing Car Series

Qualifying for Race 21 - Sector Analysis

15 Mick Whitehead (A)									Reynard SF79								
lap	Sect-1	Speed	Sect-2	Speed	Sect-3	Speed	TopSpeed	laptime pit	lap	Sect-1	Speed	Sect-2	Speed	Sect-3	Speed	Topspeed	laptime pit
1	31.456	95.9	44.261		23.797	118.1		1:39.514	5	30.369	99.0	44.346		24.916	116.5		1:39.631
2	30.970	96.9	43.790		23.799	118.7		1:38.559	6	30.683	97.4	43.587		25.029	118.3		1:39.299
3	31.459	95.8	46.133		23.551	119.2		1:41.143	7	30.829	98.6	43.680		23.320	121.3		1:37.829
4	30.336	97.9	45.039		23.384	119.8		1:38.759	8	30.410	98.6	42.906		24.087	119.8		1:37.403

18 Stephen Glasswell (A)									Reynard SF79								
lap	Sect-1	Speed	Sect-2	Speed	Sect-3	Speed	TopSpeed	laptime pit	lap	Sect-1	Speed	Sect-2	Speed	Sect-3	Speed	Topspeed	laptime pit
1	32.599	92.9	46.622		24.223	114.5		1:43.444	5	32.499	95.8	44.815		24.070	115.3		1:41.384
2	31.090	96.2	44.922		23.998	115.1		1:40.010	6	32.091	97.7	44.367		23.958	116.5		1:40.416
3	31.413	97.3	45.169		24.394	114.7		1:40.976	7	31.632	96.2	45.140		24.035	115.7		1:40.807
4	31.179	96.7	45.269		24.111	115.5		1:40.559	8	30.884	96.6	45.263		24.288	115.9		1:40.435

27 Andrew Park (A)									Reynard SF81								
lap	Sect-1	Speed	Sect-2	Speed	Sect-3	Speed	TopSpeed	laptime pit	lap	Sect-1	Speed	Sect-2	Speed	Sect-3	Speed	Topspeed	laptime pit
1	30.171	95.6	42.671		23.224	116.7		1:36.066	6	29.674	97.3	42.645		22.773	118.1		1:35.092
2	29.739	96.9	42.212		23.149	116.9		1:35.100	7	30.276	96.2	42.301		23.257	116.5		1:35.834
3	30.205	97.6	44.409		23.560	115.5		1:38.174	8	29.939	97.7	42.165		22.845	117.3		1:34.949
4	29.760	97.6	41.585		22.787	117.5		1:34.132	9	29.843	96.5	41.924		23.301	117.3		1:35.068
5	29.792	97.6	43.503		22.900	117.1		1:36.195	10								

34 Peter Finnigan (CRF)									Merlyn Mk20A/11A								
lap	Sect-1	Speed	Sect-2	Speed	Sect-3	Speed	TopSpeed	laptime pit	lap	Sect-1	Speed	Sect-2	Speed	Sect-3	Speed	Topspeed	laptime pit
1	36.838	79.5	52.582		27.997	107.9		1:57.417	5	35.353	85.8	51.743		26.793	109.7		1:53.889
2	35.384	84.7	52.634		27.270	108.4		1:55.288	6	34.888	84.3	50.505		26.260	109.8		1:51.653
3	35.416	84.2	53.985		26.772	108.9		1:56.173	7	34.276	86.0	50.459		26.266	108.4		1:51.001
4	35.672	78.9	51.869		27.603	108.1		1:55.144	8								

35 Marc Mercer (URA)									Van Diemen RF82								
lap	Sect-1	Speed	Sect-2	Speed	Sect-3	Speed	TopSpeed	laptime pit	lap	Sect-1	Speed	Sect-2	Speed	Sect-3	Speed	Topspeed	laptime pit
1	30.314	95.6	42.741		23.305	115.5		1:36.360	6	29.594	97.9	41.982		22.991	119.0		1:34.567
2	29.813	96.6	42.240		23.203	115.7		1:35.256	7	29.905	97.9	41.662		23.109	116.9		1:34.676
3	29.875	97.4	42.461		24.444	116.7		1:36.780	8	29.447	98.3	42.038		22.899	118.1		1:34.384
4	30.749	97.9	43.205		23.203	115.9		1:37.157	9	29.885	95.4	42.114		22.894	118.3		1:34.893
5	29.673	97.6	42.362		23.287	116.3		1:35.322	10								

36 David Karaskas (A)									Crossle 51F								
lap	Sect-1	Speed	Sect-2	Speed	Sect-3	Speed	TopSpeed	laptime pit	lap	Sect-1	Speed	Sect-2	Speed	Sect-3	Speed	Topspeed	laptime pit
1	32.826	90.1	50.747		24.937	113.2		1:48.510	5	31.458	91.5	45.241		24.211	114.3		1:40.910
2	32.074	92.1	46.513		24.803	113.3		1:43.390	6	31.327	94.6	45.466		24.897	113.5		1:41.690
3	31.792	92.1	45.763		24.341	113.7		1:41.896	7	31.710	93.8	46.983		25.115	114.9		1:43.808
4	31.668	93.6	45.148		24.714	115.9		1:41.530	8	31.732	94.2	44.888		24.439	114.9		1:41.059

41 David Mercer (B)									Reynard SF78								
lap	Sect-1	Speed	Sect-2	Speed	Sect-3	Speed	TopSpeed	laptime pit	lap	Sect-1	Speed	Sect-2	Speed	Sect-3	Speed	Topspeed	laptime pit
1	37.093	82.2	51.065		26.978	113.3		1:55.136	5	33.909	93.0	47.927		27.978	102.3		1:49.814
2	36.225	87.7	50.429		26.406	114.9		1:53.060	6	33.874	95.2	47.877		25.147	112.4		1:46.898
3	35.044	89.7	49.435		25.743	115.3		1:50.222	7	35.412	94.2	49.030		24.689	116.7		1:49.131
4	34.686	91.7	49.752		26.790	115.9		1:51.228	8								

44 Andrew Lancaster (URA)									Pilbeam MP52								
lap	Sect-1	Speed	Sect-2	Speed	Sect-3	Speed	TopSpeed	laptime pit	lap	Sect-1	Speed	Sect-2	Speed	Sect-3	Speed	Topspeed	laptime pit
1	31.591	92.2	45.746		23.923	117.1		1:41.260	6	31.707	96.6	43.449		23.864	111.1		1:39.020
2	31.201	92.9	44.350		24.460	112.4		1:40.011	7	30.919	96.6	44.430		23.356	117.5		1:38.705
3	30.936	93.0	46.023		24.370	116.9		1:41.329	8	30.605	89.9	48.491		23.508	116.7		1:42.604
4	30.451	96.6	45.091		23.519	117.7		1:39.061	9	30.805	97.2	43.169		23.274	117.1		1:37.248
5	30.318	97.9	44.888		25.274	110.6		1:40.480	10								



Session Start: 10:23:50 - Finish: 10:38:50
 Weather/Track Conditions: Sun/Dry
 Circuit: Brands Hatch Grand Prix Circuit
 Track Length: 3.916 Km - 2.4330 miles

'Legends of Brands Hatch' Historic Race Meeting - 1 - 3 Jul 2016

Historic Formula Ford 2000 Championship/URS/Classic Racing Car Series

Qualifying for Race 21 - Sector Analysis

45 John Stapleton (C)									Tui BH2										
lap	Sect-1	Speed	Sect-2	Speed	Sect-3	Speed	TopSpeed	laptime	pit	lap	Sect-1	Speed	Sect-2	Speed	Sect-3	Speed	Topspeed	laptime	pit
1	33.767	87.3	50.118		25.431	111.7		1:49.316		5	32.205	92.7	46.666		24.723	112.4		1:43.594	
2	33.506	90.3	46.785		24.922	113.0		1:45.213		6	31.950	87.8	45.790		25.246	111.5		1:42.986	
3	32.265	92.6	46.575		25.451	113.7		1:44.291		7	32.100	90.1	51.568		26.437	111.5		1:50.105	
4	31.793	93.3	46.768		24.832	112.4		1:43.393		8	32.824	92.0	47.610		24.753	113.2		1:45.187	

46 John Bowles (A)									Lola T580										
lap	Sect-1	Speed	Sect-2	Speed	Sect-3	Speed	TopSpeed	laptime	pit	lap	Sect-1	Speed	Sect-2	Speed	Sect-3	Speed	Topspeed	laptime	pit
1	36.165	77.3	52.054		27.303	107.0		1:55.522		5	35.114	90.0	49.316		25.906	109.5		1:50.336	
2	34.744	83.1	50.795		26.656	107.7		1:52.195		6	34.202	89.9	50.511		25.738	110.2		1:50.451	
3	34.208	89.1	49.318		25.921	110.0		1:49.447		7	33.605	89.3	50.134		28.059	104.7		1:51.798	
4	34.555	88.9	49.269		25.999	109.7		1:49.823		8									

49 Martin Anslow (CRG)									Brabham BT21										
lap	Sect-1	Speed	Sect-2	Speed	Sect-3	Speed	TopSpeed	laptime	pit	lap	Sect-1	Speed	Sect-2	Speed	Sect-3	Speed	Topspeed	laptime	pit
1	34.874	84.4	48.549		34.425	125.4		1:57.848		5	34.219	78.8	51.371		24.773	123.3		1:50.363	
2	31.999	90.7	45.686		23.619	124.0		1:41.304		6	32.842	90.0	47.043		24.721	124.5		1:44.606	
3	31.008	103.6	44.616		23.583	127.0		1:39.207		7	31.923	93.0	45.433		24.396	125.8		1:41.752	
4	31.996	95.4	46.670		23.718	124.9		1:42.384		8									

51 Graham Ridgway (A)									Reynard SF78										
lap	Sect-1	Speed	Sect-2	Speed	Sect-3	Speed	TopSpeed	laptime	pit	lap	Sect-1	Speed	Sect-2	Speed	Sect-3	Speed	Topspeed	laptime	pit
1	31.754	94.3	43.523		23.920	114.7		1:39.197		5	30.718	95.2	44.618		23.652	115.7		1:38.988	
2	30.742	95.2	43.769		24.121	113.9		1:38.632		6	31.225	93.9	43.332		24.448	113.5		1:39.005	
3	30.444	95.6	43.157		23.601	114.9		1:37.202		7	30.579	96.5	44.344		24.296	115.3		1:39.219	
4	30.837	96.5	1:23.103		23.892	116.1		2:17.832		8	31.057	96.6	43.411		23.721	115.7		1:38.189	

59 Thomas White (B)									Osella FAF										
lap	Sect-1	Speed	Sect-2	Speed	Sect-3	Speed	TopSpeed	laptime	pit	lap	Sect-1	Speed	Sect-2	Speed	Sect-3	Speed	Topspeed	laptime	pit
1	33.189	84.9	46.260		24.953	115.1		1:44.402		5	30.941	95.1	43.521		23.418	117.7		1:37.880	
2	31.583	93.3	45.598		25.266	115.5		1:42.447		6	30.904	95.8	43.577		23.364	117.7		1:37.845	
3	31.575	91.7	44.006		23.959	115.5		1:39.540		7	31.085	95.2	43.615		23.592	118.7		1:38.292	
4	31.218	95.5	43.856		23.401	116.9		1:38.475		8	31.023	95.4	44.181		23.556	117.7		1:38.760	

66 Andy Turnock (A)									Royale RP27										
lap	Sect-1	Speed	Sect-2	Speed	Sect-3	Speed	TopSpeed	laptime	pit	lap	Sect-1	Speed	Sect-2	Speed	Sect-3	Speed	Topspeed	laptime	pit
1	40.271	66.2	56.632		30.834	99.9		2:07.737		5	36.674	79.4	52.754		27.480	105.4		1:56.908	
2	38.376	73.7	58.418		29.747	103.6		2:06.541		6	35.759	84.3	52.012		29.425	104.9		1:57.196	
3	37.012	80.9	53.878		28.199	105.2		1:59.089		7	35.917	84.1	51.902		27.465	102.8		1:55.284	
4	38.173	72.1	54.505		28.468	103.6		2:01.146		8									

72 Andrew Storer (A)									Reynard SF79										
lap	Sect-1	Speed	Sect-2	Speed	Sect-3	Speed	TopSpeed	laptime	pit	lap	Sect-1	Speed	Sect-2	Speed	Sect-3	Speed	Topspeed	laptime	pit
1	31.962	92.9				115.3		1:47.550		6	31.209	97.0	43.713		24.081	115.3		1:39.003	
2	30.918	95.0	43.191		24.963	114.3		1:39.072		7	31.623	96.5	44.428		23.650	116.7		1:39.701	
3	31.611	95.2	54.547		24.290	116.9		1:50.448		8	30.591	96.7	43.567		23.476	115.1		1:37.634	
4	30.802	97.9	44.215		23.543	115.7		1:38.560		9	30.147	96.5	43.257		25.607	116.1		1:39.011	
5	30.694	95.9	44.160		24.678	116.7		1:39.532		10									

75 Colin Wright (A)									Reynard SF79										
lap	Sect-1	Speed	Sect-2	Speed	Sect-3	Speed	TopSpeed	laptime	pit	lap	Sect-1	Speed	Sect-2	Speed	Sect-3	Speed	Topspeed	laptime	pit
1	31.290	95.2	55.872		24.006	117.5		1:51.168		6	30.634	96.6	45.465		23.232	117.9		1:39.331	
2	32.110	94.2	43.587		23.344	117.3		1:39.041		7	30.644	97.4	43.726		23.137	118.5		1:37.507	
3	30.339	96.3	45.718		23.510	117.7		1:39.567		8	30.352	97.3	43.438		23.140	117.7		1:36.930	
4	30.500	97.0	44.050		23.892	118.7		1:38.442		9	30.167	97.7	43.029		23.062	118.3		1:36.258	
5	30.326	97.9	44.004		23.800	118.1		1:38.130		10									



Session Start: 10:23:50 - Finish: 10:38:50
 Weather/Track Conditions: Sun/Dry
 Circuit: Brands Hatch Grand Prix Circuit
 Track Length: 3.916 Km - 2.4330 miles

'Legends of Brands Hatch' Historic Race Meeting - 1 - 3 Jul 2016

Historic Formula Ford 2000 Championship/URS/Classic Racing Car Series

Qualifying for Race 21 - Sector Analysis

77 David Walton (A)									Royale RP27								
lap	Sect-1	Speed	Sect-2	Speed	Sect-3	Speed	TopSpeed	laptime pit	lap	Sect-1	Speed	Sect-2	Speed	Sect-3	Speed	Topspeed	laptime pit
1	33.303	89.7	47.777		25.395	113.5		1:46.475	3	31.407	94.0	47.023		24.227	115.1		1:42.657
2	31.322	93.9	44.543		25.772	114.9		1:41.637	4	31.253	93.6	44.630		24.739	114.9		1:40.622

81 Julian Stokes (CRC)									Tecno F2								
lap	Sect-1	Speed	Sect-2	Speed	Sect-3	Speed	TopSpeed	laptime pit	lap	Sect-1	Speed	Sect-2	Speed	Sect-3	Speed	Topspeed	laptime pit
1	33.185	98.0	46.369		24.165	121.3		1:43.719	3	33.003	100.9	45.976		24.238	125.4		1:43.217
2	31.886	95.9	45.907		25.260	113.0		1:43.053	4	32.505	99.0	46.507		24.570	125.8		1:43.582

87 Nelson Rowe (A)									Reynard SF79								
lap	Sect-1	Speed	Sect-2	Speed	Sect-3	Speed	TopSpeed	laptime pit	lap	Sect-1	Speed	Sect-2	Speed	Sect-3	Speed	Topspeed	laptime pit
1	31.336	95.1	46.922		24.353	116.1		1:42.611	5	30.294	96.1	42.556		22.788	117.9		1:35.638
2	30.636	95.0	42.620		23.071	115.9		1:36.327	6	30.177	97.3	42.497		22.883	117.7		1:35.557
3	29.887	96.3	1:06.453		In			2:46.462 P	7	30.342	97.3	42.550		23.986	117.1		1:36.878
4	Out	94.0	44.529		23.190	116.9		1:42.122	8	30.030	96.5	41.852		22.767	118.1		1:34.649

145 Robert Pearson (URA)									Van Diemen RF82								
lap	Sect-1	Speed	Sect-2	Speed	Sect-3	Speed	TopSpeed	laptime pit	lap	Sect-1	Speed	Sect-2	Speed	Sect-3	Speed	Topspeed	laptime pit
1	33.149	91.5	45.757		24.459	112.6		1:43.365	5	31.892	91.5	45.513		24.615	112.6		1:42.020
2	31.879	91.5	45.351		25.464	112.6		1:42.694	6	31.954	92.4	46.715		24.598	113.7		1:43.267
3	31.557	91.9	45.483		24.287	112.0		1:41.327	7	32.757	93.6	46.696		25.003	112.8		1:44.456
4	32.986	92.0	45.935		24.590	112.4		1:43.511	8	31.753	91.1	45.482		24.258	114.7		1:41.493

159 Andy Jones (CRG)									Lotus 59								
lap	Sect-1	Speed	Sect-2	Speed	Sect-3	Speed	TopSpeed	laptime pit	lap	Sect-1	Speed	Sect-2	Speed	Sect-3	Speed	Topspeed	laptime pit
1	33.296	96.1	46.295		24.157	124.7		1:43.748	3	31.020	101.6	44.957		24.897	123.5		1:40.874
2	31.878	98.2	44.597		23.259	126.3		1:39.734	4	31.152	102.0	43.945		23.226	126.8		1:38.323

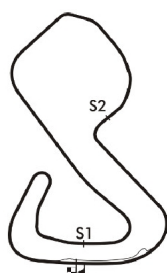


'Legends of Brands Hatch' Historic Race Meeting - 1 - 3 Jul 2016

Historic Formula Ford 2000 Championship/URS/Classic Racing Car Series

Qualifying for Race 21 - Best Sector Times

POS	NO	DRIVER/S	Sector 1			Sector 2			Sector 3			IDEAL LAP	BEST LAP	On
			TIME	LAP	POS	TIME	LAP	POS	TIME	LAP	POS			
1	9	Ian Pearson	29.371	3	1	41.278	8	1	22.281	8	1	1:32.930	1:33.050	8
2	27	Andrew Park	29.674	6	3	41.585	4	2	22.773	6	4	1:34.032	1:34.132	4
3	35	Marc Mercer	29.447	8	2	41.662	7	3	22.894	9	7	1:34.003	1:34.384	8
4	87	Nelson Rowe	29.887	3	5	41.852	8	4	22.767	8	3	1:34.506	1:34.649	8
5	12	Andy Jarvis	29.877	9	4	42.035	8	5	22.330	7	2	1:34.242	1:34.860	7
6	2	Benn Simms	29.927	5	7	42.113	3	6	22.856	5	6	1:34.896	1:35.060	5
7	10	Daniel Pyett	29.912	7	6	42.816	4	7	22.794	5	5	1:35.522	1:35.816	5
8	75	Colin Wright	30.167	9	9	43.029	9	9	23.062	9	8	1:36.258	1:36.258	9
9	51	Graham Ridgway	30.444	3	12	43.157	3	10	23.601	3	15	1:37.202	1:37.202	3
10	44	Andrew Lancaster	30.318	5	10	43.169	9	11	23.274	9	10	1:36.761	1:37.248	9
11	15	Mick Whitehead	30.336	4	11	42.906	8	8	23.320	7	11	1:36.562	1:37.403	8
12	72	Andrew Storer	30.147	9	8	43.191	2	12	23.476	8	13	1:36.814	1:37.634	8
13	59	Thomas White	30.904	6	15	43.521	5	13	23.364	6	12	1:37.789	1:37.845	6
14	159	Andy Jones	31.020	3	17	43.945	4	14	23.226	4	9	1:38.191	1:38.323	4
15	6	Jeremy Main	30.835	6	13	43.988	7	15	23.883	4	16	1:38.706	1:39.075	6
16	49	Martin Anslow	31.008	3	16	44.616	3	19	23.583	3	14	1:39.207	1:39.207	3
17	18	Stephen Glasswell	30.884	8	14	44.367	6	16	23.958	6	17	1:39.209	1:40.010	2
18	14	Iain Rowley	31.293	4	19	44.506	7	17	23.986	6	18	1:39.785	1:40.105	7
19	77	David Walton	31.253	4	18	44.543	2	18	24.227	3	22	1:40.023	1:40.622	4
20	36	David Karaskas	31.327	6	20	44.888	8	21	24.211	5	21	1:40.426	1:40.910	5
21	145	Robert Pearson	31.557	3	21	45.351	2	22	24.258	8	23	1:41.166	1:41.327	3
22	8	Gareth Fletcher	31.721	7	23	44.705	7	20	24.416	2	24	1:40.842	1:41.334	4
23	5	Mark Goodyear	31.714	8	22	46.751	6	25	24.111	8	19	1:42.576	1:42.829	8
24	45	John Stapleton	31.793	4	24	45.790	6	23	24.723	5	26	1:42.306	1:42.986	6
25	81	Julian Stokes	31.886	2	25	45.907	2	24	24.165	1	20	1:41.958	1:43.053	2
26	41	David Mercer	33.874	6	27	47.877	6	26	24.689	7	25	1:46.440	1:46.898	6
27	46	John Bowles	33.605	7	26	49.269	4	27	25.738	6	27	1:48.612	1:49.447	3
28	34	Peter Finnigan	34.276	7	28	50.459	7	28	26.260	6	28	1:50.995	1:51.001	7
29	66	Andy Turnock	35.759	6	29	51.902	7	29	27.465	7	29	1:55.126	1:55.284	7



Session Start: 10:23:50 - Finish: 10:38:50

Weather/Track Conditions: Sun/Dry

Circuit: Brands Hatch Grand Prix Circuit

Track Length: 3.916 Km - 2.4330 miles

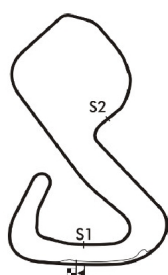


'Legends of Brands Hatch' Historic Race Meeting - 1 - 3 Jul 2016

Historic Formula Ford 2000 Championship/URS/Classic Racing Car Series

Qualifying for Race 21 - Best Sector Speeds

	NO	SECTOR 1	MPH	NO	SECTOR 2	MPH	NO	SECTOR 3	MPH
1	10	Daniel Pyett	107.7	NO SPEED TRAP			10	Daniel Pyett	128.0
2	12	Andy Jarvis	103.6				49	Martin Anslow	127.0
3	49	Martin Anslow	103.6				159	Andy Jones	126.8
4	159	Andy Jones	102.0				81	Julian Stokes	125.8
5	81	Julian Stokes	100.9				12	Andy Jarvis	125.1
6	5	Mark Goodyear	99.5				5	Mark Goodyear	122.0
7	15	Mick Whitehead	99.0				15	Mick Whitehead	121.3
8	35	Marc Mercer	98.3				35	Marc Mercer	119.0
9	9	Ian Pearson	98.0				9	Ian Pearson	118.7
10	44	Andrew Lancaster	97.9				59	Thomas White	118.7
11	72	Andrew Storer	97.9				75	Colin Wright	118.7
12	75	Colin Wright	97.9				27	Andrew Park	118.1
13	2	Benn Simms	97.7				87	Nelson Rowe	118.1
14	18	Stephen Glasswell	97.7				44	Andrew Lancaster	117.7
15	27	Andrew Park	97.7				2	Benn Simms	117.3
16	87	Nelson Rowe	97.3				6	Jeremy Main	116.9
17	6	Jeremy Main	96.6				72	Andrew Storer	116.9
18	51	Graham Ridgway	96.6				41	David Mercer	116.7
19	59	Thomas White	95.8				18	Stephen Glasswell	116.5
20	41	David Mercer	95.2				51	Graham Ridgway	116.1
21	36	David Karaskas	94.6				36	David Karaskas	115.9
22	8	Gareth Fletcher	94.4				77	David Walton	115.1
23	14	Iain Rowley	94.2				145	Robert Pearson	114.7
24	77	David Walton	94.0				14	Iain Rowley	114.3
25	145	Robert Pearson	93.6				8	Gareth Fletcher	114.1
26	45	John Stapleton	93.3				45	John Stapleton	113.7
27	46	John Bowles	90.0				46	John Bowles	110.2
28	34	Peter Finnigan	86.0				34	Peter Finnigan	109.8
29	66	Andy Turnock	84.3				66	Andy Turnock	105.4
30	17	Max Blees	0.0				17	Max Blees	0.0



Session Start: 10:23:50 - Finish: 10:38:50
Weather/Track Conditions: Sun/Dry
Circuit: Brands Hatch Grand Prix Circuit
Track Length: 3.916 Km - 2.4330 miles



'Legends of Brands Hatch' Historic Race Meeting - 1 - 3 Jul 2016

Historic Formula Ford 2000 Championship/URS/Classic Racing Car Series

Race 21 - Starting Grid

Sheet No:

Start Time : 16:20 - Heat Duration : 20 Minutes

16	29	34 Peter Finnigan		
15	27	5 Mark Goodyear		28
14	25	159 Andy Jones		81 Julian Stokes
13	23	12 Andy Jarvis		26
12		-- 10 seconds delay --		49 Martin Anslow
11	21	46 John Bowles		24
10	19	45 John Stapleton		10 Daniel Pyett
9	17	145 Robert Pearson		
8	15	77 David Walton		22
7	13	18 Stephen Glasswell		66 Andy Turnock
6	11	59 Thomas White		20
5	9	15 Mick Whitehead		41 David Mercer
4	7	51 Graham Ridgway		18
3	5	2 Benn Simms		8 Gareth Fletcher
2	3	35 Marc Mercer		16
1	1	9 Ian Pearson		36 David Karaskas
				14
				14 Iain Rowley
				12
				6 Jeremy Main
				10
				72 Andrew Storer
				8
				44 Andrew Lancaster
				6
				75 Colin Wright
				4
				87 Nelson Rowe
				2
				27 Andrew Park

Pole Right



These results are provisional until the conclusion of any judicial and technical matters.

Circuit: Brands Hatch Grand Prix Circuit
Track Length: 3.916 Km - 2.4330 miles

Clerk of the Course:	Timekeeper:	Issued at:
Julian Floyd	Nick Palmer	

'Legends of Brands Hatch' Historic Race Meeting - 1 - 3 Jul 2016

HSCC/HRSR 'ByBox' Historic Touring Car Championship

Qualifying for Race 22 - Classification

Sheet No:

POS	NO	DRIVER/S	CLASS	CLASS POS	CAR MAKE / MODEL	TIME	ON	LAPS	GAP	DIFF	MPH
1	8	Leo Voyazides	K1	1	Ford Falcon	1:47.641	3	7			81.37
2	47	Simon Hadfield	K2	1	Ford Lotus Cortina	1:49.565	7	8	1.924	1.924	79.94
3	69	Bob Bullen	C	1	Ford Anglia	1:51.402	7	7	3.761	1.837	78.62
4	42	John Spiers	K2	2	Ford Lotus Cortina	1:51.445	4	8	3.804	0.043	78.59
5	1	Simon Benoy	E	1	Hillman Imp	1:52.042	3	8	4.401	0.597	78.17
6	67	James Clarke	C	2	Ford Lotus Cortina	1:52.081	7	7	4.440	0.039	78.15
7	66	Rob Fenn	K1	2	Ford Mustang	1:52.084	3	7	4.443	0.003	78.14
8	40	John Davison	K2	3	Ford Lotus Cortina	1:52.634	4	4	4.993	0.550	77.76
9	73	Robyn Slater	C	3	Ford Anglia	1:53.757	4	7	6.116	1.123	77.00
10	92	Colin Gunton	E	2	Hillman Imp	1:53.784	3	3	6.143	0.027	76.98
11	77	Nick Paddy	K3	1	Morris Cooper S	1:53.840	4	7	6.199	0.056	76.94
12	49	Peter Hore	C	4	Ford Lotus Cortina	1:54.016	2	7	6.375	0.176	76.82
13	123	Ross Hyett	K1	3	Ford Mustang	1:54.254	2	7	6.613	0.238	76.66
14	94	Steve Platts	E	3	Singer Chamois	1:54.813	4	7	7.172	0.559	76.29
15	56	David Alexander	C	5	Alfa Romeo Sprint GT	1:56.618	3	7	8.977	1.805	75.11
16	177	Adam Gittings	C	6	Ford Anglia	1:57.159	4	7	9.518	0.541	74.76
17	89	Adrian Oliver	E	4	Hillman Imp	1:57.434	4	7	9.793	0.275	74.58
18	95	Shaun Hazlewood	E	5	Hillman Imp	1:58.005	7	7	10.364	0.571	74.22
19	36	Richard Cross	B	1	Triumph 2000 Mk1	2:02.673	7	7	15.032	4.668	71.40
20	140	Julian Balme	K1	4	Ford Falcon Sprint	2:02.988	3	7	15.347	0.315	71.22
21	15	David Lloyd	A	1	Ford Mustang	2:03.439	3	6	15.798	0.451	70.96
22	99	Ian Gunton	E	6	Hillman Imp Super	2:04.325	6	6	16.684	0.886	70.45
23	93	Stuart Kerr	E	7	Singer Chamois	2:05.573	6	6	17.932	1.248	69.75
24	45	Anthony Bailey	C	7	Alfa Romeo Guilia Sprint GT	2:16.069	5	6	28.428	10.496	64.37
25	10	Richard Owen	K1	5	Ford Galaxie	2:21.055	4	5	33.414	4.986	62.09

Car 99 requires a working transponder - Regulation Q.12.2.1 refers.

Session Start: 10:46:47 - Finish: 11:01:48

Weather/Track Conditions: Bright/Dry

Circuit: Brands Hatch Grand Prix Circuit

Track Length: 3.916 Km - 2.4330 miles

These results are provisional until the conclusion of any judicial and technical matters.

Clerk of the Course: Julian Floyd	Timekeeper: Nick Palmer	Issued at:
--	--------------------------------	------------

'Legends of Brands Hatch' Historic Race Meeting - 1 - 3 Jul 2016

HSCC/HRSR 'ByBox' Historic Touring Car Championship

Qualifying for Race 22 - Sector Analysis

1 Simon Benoy (E)									Hillman Imp										
lap	Sect-1	Speed	Sect-2	Speed	Sect-3	Speed	TopSpeed	laptime	pit	lap	Sect-1	Speed	Sect-2	Speed	Sect-3	Speed	Topspeed	laptime	pit
1	36.395	82.3	51.881		27.479	103.0		1:55.755		5	35.516	84.3	51.956		27.256	103.1		1:54.728	
2	35.058	83.5	50.618		27.144	103.1		1:52.820		6	34.959	83.4	51.223		26.985	104.4		1:53.167	
3	34.813	84.2	50.136		27.093	102.6		1:52.042		7	35.197	82.7	50.165		27.003	103.1		1:52.365	
4	34.707	85.3	50.276		27.143	103.3		1:52.126		8	34.731	85.1	1:01.119		27.807	94.2		2:03.657	

8 Leo Voyazides (K1)									Ford Falcon										
lap	Sect-1	Speed	Sect-2	Speed	Sect-3	Speed	TopSpeed	laptime	pit	lap	Sect-1	Speed	Sect-2	Speed	Sect-3	Speed	Topspeed	laptime	pit
1	Out	85.4	49.332		25.632	121.1		1:55.192		5	35.095	91.2	48.443		25.509	121.8		1:49.047	
2	34.988	91.5	49.051		25.784	121.1		1:49.823		6	34.888	90.3	48.265		25.614	123.5		1:48.767	
3	34.718	89.9	47.741		25.182	123.8		1:47.641		7	34.681	88.6	48.510		25.258	123.3		1:48.449	
4	36.456	87.9	48.465		25.416	119.4		1:50.337		8									

10 Richard Owen (K1)									Ford Galaxie										
lap	Sect-1	Speed	Sect-2	Speed	Sect-3	Speed	TopSpeed	laptime	pit	lap	Sect-1	Speed	Sect-2	Speed	Sect-3	Speed	Topspeed	laptime	pit
1	44.898	64.3	1:05.574		33.517	82.3		2:23.989		4	44.182	65.5	1:03.430		33.443	82.3		2:21.055	
2	44.003	67.8	1:04.234		33.743	82.7		2:21.980		5	43.582	65.8	1:02.779		37.941	51.9		2:24.302	
3	45.035	65.3	1:03.744		33.072	83.5		2:21.851		6									

15 David Lloyd (A)									Ford Mustang										
lap	Sect-1	Speed	Sect-2	Speed	Sect-3	Speed	TopSpeed	laptime	pit	lap	Sect-1	Speed	Sect-2	Speed	Sect-3	Speed	Topspeed	laptime	pit
1	39.684	80.5	56.159		29.651	106.7		2:05.494		4	38.674	78.7	56.566		29.419	108.1		2:04.659	
2	40.046	77.1	56.837		29.562	110.6		2:06.445		5	39.067	81.5	57.375		29.424	108.6		2:05.866	
3	39.022	81.4	55.501		28.916	111.3		2:03.439		6	39.286	85.0	56.508		29.178	106.9		2:04.972	

36 Richard Cross (B)									Triumph 2000 Mk1										
lap	Sect-1	Speed	Sect-2	Speed	Sect-3	Speed	TopSpeed	laptime	pit	lap	Sect-1	Speed	Sect-2	Speed	Sect-3	Speed	Topspeed	laptime	pit
1	38.859	75.8	58.508		31.896	101.1		2:09.263		5	38.723	72.4	57.254		29.198	99.6		2:05.175	
2	38.525	74.9	56.894		30.076	102.0		2:05.495		6	39.616	63.8	56.133		28.711	103.1		2:04.460	
3	38.355	76.1	57.394		29.378	101.2		2:05.127		7	38.042	77.8	55.968		28.663	104.7		2:02.673	
4	38.825	73.8	57.913		29.378	98.4		2:06.116		8									

40 John Davison (K2)									Ford Lotus Cortina										
lap	Sect-1	Speed	Sect-2	Speed	Sect-3	Speed	TopSpeed	laptime	pit	lap	Sect-1	Speed	Sect-2	Speed	Sect-3	Speed	Topspeed	laptime	pit
1	36.521	86.2	51.073		27.397	106.7		1:54.991		3	35.304	86.2	50.701		27.459	106.4		1:53.464	
2	36.198	79.3	54.012		27.358	107.0		1:57.568		4	34.996	88.4	50.723		26.915	107.6		1:52.634	

42 John Spiers (K2)									Ford Lotus Cortina										
lap	Sect-1	Speed	Sect-2	Speed	Sect-3	Speed	TopSpeed	laptime	pit	lap	Sect-1	Speed	Sect-2	Speed	Sect-3	Speed	Topspeed	laptime	pit
1	35.440	84.3	50.482		27.035	106.2		1:52.957		5	34.750	85.6	50.379		28.094	106.0		1:53.223	
2	35.132	85.4	49.953		27.146	106.9		1:52.231		6	34.829	86.1	50.367		27.474	105.7		1:52.670	
3	35.030	86.0	49.423		27.815	106.7		1:52.268		7	34.687	85.6	50.384		27.266	105.9		1:52.337	
4	34.742	87.2	49.638		27.065	106.7		1:51.445		8	35.042	85.1	50.872		28.070	94.3		1:53.984	

45 Anthony Bailey (C)									Alfa Romeo Guilja Sprint GT										
lap	Sect-1	Speed	Sect-2	Speed	Sect-3	Speed	TopSpeed	laptime	pit	lap	Sect-1	Speed	Sect-2	Speed	Sect-3	Speed	Topspeed	laptime	pit
1	46.084	62.5	1:07.068		34.039	84.7		2:27.191		4	41.505	71.9	1:04.371		32.437	86.2		2:18.313	
2	44.217	64.2	1:06.304		33.059	87.7		2:23.580		5	42.084	72.1	1:02.021		31.964	93.9		2:16.069	
3	41.837	70.3	1:04.935		32.532	87.3		2:19.304		6	41.439	66.3	1:02.967		32.707	84.3		2:17.113	

47 Simon Hadfield (K2)									Ford Lotus Cortina										
lap	Sect-1	Speed	Sect-2	Speed	Sect-3	Speed	TopSpeed	laptime	pit	lap	Sect-1	Speed	Sect-2	Speed	Sect-3	Speed	Topspeed	laptime	pit
1	35.172	86.9	49.224		26.556	109.3		1:50.952		5	34.379	87.8	50.971		26.511	109.5		1:51.861	
2	34.881	87.0	48.729		26.937	108.1		1:50.547		6	34.503	88.0	49.312		26.246	109.7		1:50.061	
3	34.694	86.9	49.739		26.367	109.3		1:50.800		7	34.287	88.6	49.003		26.275	110.6		1:49.565	
4	34.880	88.8	48.655		26.305	109.1		1:49.840		8	34.483	87.8	49.732		26.224	107.0		1:50.439	



Session Start: 10:46:47 - Finish: 11:01:48
 Weather/Track Conditions: Bright/Dry
 Circuit: Brands Hatch Grand Prix Circuit
 Track Length: 3.916 Km - 2.4330 miles

'Legends of Brands Hatch' Historic Race Meeting - 1 - 3 Jul 2016

HSCC/HRSR 'ByBox' Historic Touring Car Championship

Qualifying for Race 22 - Sector Analysis

49 Peter Hore (C)									Ford Lotus Cortina										
lap	Sect-1	Speed	Sect-2	Speed	Sect-3	Speed	TopSpeed	laptime	pit	lap	Sect-1	Speed	Sect-2	Speed	Sect-3	Speed	Topspeed	laptime	pit
1	36.548	85.8	51.568		27.546	108.9		1:55.662		5	36.094	81.5	52.862		27.785	107.2		1:56.741	
2	35.905	85.7	51.064		27.047	110.4		1:54.016		6	36.531	83.9	53.269		27.534	108.6		1:57.334	
3	35.924	85.6	51.449		27.029	110.0		1:54.402		7	36.076	84.8	52.670		27.405	108.6		1:56.151	
4	36.077	84.7	52.001		27.435	108.8		1:55.513		8									

56 David Alexander (C)									Alfa Romeo Sprint GT										
lap	Sect-1	Speed	Sect-2	Speed	Sect-3	Speed	TopSpeed	laptime	pit	lap	Sect-1	Speed	Sect-2	Speed	Sect-3	Speed	Topspeed	laptime	pit
1	38.039	80.3	55.175		29.999	100.9		2:03.213		5	35.959	81.4	53.067		28.255	102.0		1:57.281	
2	37.110	80.0	53.354		27.549	103.9		1:58.013		6	36.245	80.1	53.790		27.662	102.2		1:57.697	
3	36.458	79.8	52.413		27.747	103.3		1:56.618		7	36.376	79.5	53.327		27.703	100.0		1:57.406	
4	36.119	78.4	53.248		28.403	104.7		1:57.770		8									

66 Rob Fenn (K1)									Ford Mustang										
lap	Sect-1	Speed	Sect-2	Speed	Sect-3	Speed	TopSpeed	laptime	pit	lap	Sect-1	Speed	Sect-2	Speed	Sect-3	Speed	Topspeed	laptime	pit
1	38.097	80.1	51.237		26.800	112.2		1:56.134		5	35.154	86.8	52.352		28.229	112.4		1:55.735	
2	35.870	85.3	50.845		26.870	114.5		1:53.585		6	35.284	87.6	58.618		32.156	114.3		2:06.058	
3	35.902	87.1	49.818		26.364	110.6		1:52.084		7	35.195	80.1	51.315		26.092	104.2		1:52.602	
4	35.518	76.6	53.161		27.109	111.8		1:55.788		8									

67 James Clarke (C)									Ford Lotus Cortina										
lap	Sect-1	Speed	Sect-2	Speed	Sect-3	Speed	TopSpeed	laptime	pit	lap	Sect-1	Speed	Sect-2	Speed	Sect-3	Speed	Topspeed	laptime	pit
1	37.226	80.6	52.919		28.673	104.5		1:58.818		5	35.317	83.7	54.326		27.735	106.2		1:57.378	
2	36.250	81.5	51.819		27.819	104.4		1:55.888		6	35.039	84.8	50.382		26.993	106.5		1:52.414	
3	36.217	83.0	52.437		27.257	107.2		1:55.911		7	34.924	86.1	50.289		26.868	108.2		1:52.081	
4	35.645	83.9	51.537		30.071	105.9		1:57.253		8									

69 Bob Bullen (C)									Ford Anglia										
lap	Sect-1	Speed	Sect-2	Speed	Sect-3	Speed	TopSpeed	laptime	pit	lap	Sect-1	Speed	Sect-2	Speed	Sect-3	Speed	Topspeed	laptime	pit
1	35.914	84.2	50.855		27.235	107.4		1:54.004		5	34.670	85.3	50.597		27.086	106.9		1:52.353	
2	35.237	84.2	50.418		26.764	107.9		1:52.419		6	34.712	85.1	50.886		26.835	107.7		1:52.433	
3	35.290	84.2	50.801		27.032	107.2		1:53.123		7	34.686	86.4	50.059		26.657	108.4		1:51.402	
4	34.872	86.4	52.276		27.006	107.6		1:54.154		8									

73 Robyn Slater (C)									Ford Anglia										
lap	Sect-1	Speed	Sect-2	Speed	Sect-3	Speed	TopSpeed	laptime	pit	lap	Sect-1	Speed	Sect-2	Speed	Sect-3	Speed	Topspeed	laptime	pit
1	38.665	81.5	53.202		27.961	108.8		1:59.828		5	35.569	86.8	53.692		27.140	109.3		1:56.401	
2	35.958	84.2	51.484		27.844	111.1		1:55.286		6	35.519	85.4	51.863		27.394	109.8		1:54.776	
3	35.262	87.4	51.296		27.251	109.5		1:53.809		7	35.680	88.6	51.244		27.359	106.2		1:54.283	
4	35.284	87.4	51.449		27.024	109.7		1:53.757		8									

77 Nick Paddy (K3)									Morris Cooper S										
lap	Sect-1	Speed	Sect-2	Speed	Sect-3	Speed	TopSpeed	laptime	pit	lap	Sect-1	Speed	Sect-2	Speed	Sect-3	Speed	Topspeed	laptime	pit
1	37.350	83.7	51.939		27.627	103.6		1:56.916		5	35.906	83.9	1:00.584		27.644	103.7		2:04.134	
2	36.412	83.6	51.816		27.243	104.4		1:55.471		6	36.400	83.9	53.184		27.840	103.6		1:57.424	
3	35.587	84.0	51.142		27.320	104.4		1:54.049		7	36.245	84.1	52.704		27.842	102.6		1:56.791	
4	35.869	84.2	50.796		27.175	103.9		1:53.840		8									

89 Adrian Oliver (E)									Hillman Imp										
lap	Sect-1	Speed	Sect-2	Speed	Sect-3	Speed	TopSpeed	laptime	pit	lap	Sect-1	Speed	Sect-2	Speed	Sect-3	Speed	Topspeed	laptime	pit
1	38.617	75.8	55.362		28.585	100.0		2:02.564		5	36.371	77.7	55.789		29.700	99.5		2:01.860	
2	38.588	71.0	53.455		28.315	100.6		2:00.358		6	36.508	79.0	53.641		28.210	100.0		1:58.359	
3	36.566	77.4	52.971		27.994	100.8		1:57.531		7	36.670	77.8	53.172		27.935	98.7		1:57.777	
4	36.454	77.7	53.030		27.950	100.8		1:57.434		8									

92 Colin Gunton (E)									Hillman Imp										
lap	Sect-1	Speed	Sect-2	Speed	Sect-3	Speed	TopSpeed	laptime	pit	lap	Sect-1	Speed	Sect-2	Speed	Sect-3	Speed	Topspeed	laptime	pit
1	35.682	80.5	52.108		27.535	104.4		1:55.325		3	35.243	80.9	50.894		27.647	102.2		1:53.784	
2	36.078	80.8	51.531		27.567	101.6		1:55.176		4									



'Legends of Brands Hatch' Historic Race Meeting - 1 - 3 Jul 2016

HSCC/HRSR 'ByBox' Historic Touring Car Championship

Qualifying for Race 22 - Sector Analysis

93 Stuart Kerr (E)									Singer Chamois								
lap	Sect-1	Speed	Sect-2	Speed	Sect-3	Speed	TopSpeed	laptime pit	lap	Sect-1	Speed	Sect-2	Speed	Sect-3	Speed	Topspeed	laptime pit
1	42.964	75.3	56.929		30.529	98.1		2:10.422	4	38.826	73.3	59.658		31.031	98.3		2:09.515
2	39.044	73.9	56.842		29.874	98.4		2:05.760	5	39.520	78.1	57.783		29.898	97.4		2:07.201
3	39.250	77.4	56.269		30.151	97.7		2:05.670	6	39.079	71.7	56.585		29.909	98.1		2:05.573

94 Steve Platts (E)									Singer Chamois								
lap	Sect-1	Speed	Sect-2	Speed	Sect-3	Speed	TopSpeed	laptime pit	lap	Sect-1	Speed	Sect-2	Speed	Sect-3	Speed	Topspeed	laptime pit
1	38.138	72.6	53.962		27.883	100.3		1:59.983	5	36.534	79.3	52.939		28.022	98.9		1:57.495
2	36.271	81.0	51.598		28.395	99.5		1:56.264	6	35.721	80.2	54.957		28.273	99.5		1:58.951
3	35.717	81.3	51.468		28.179	100.2		1:55.364	7	35.908	81.5	51.375		27.868	100.6		1:55.151
4	35.413	80.0	51.419		27.981	97.4		1:54.813	8								

95 Shaun Hazlewood (E)									Hillman Imp								
lap	Sect-1	Speed	Sect-2	Speed	Sect-3	Speed	TopSpeed	laptime pit	lap	Sect-1	Speed	Sect-2	Speed	Sect-3	Speed	Topspeed	laptime pit
1	39.316	74.7	53.614		28.516	101.6		2:01.446	5	36.493	79.6	54.491		28.217	100.2		1:59.201
2	37.076	78.8	57.546		29.179	99.6		2:03.801	6	36.729	78.2	53.029		29.493	99.7		1:59.251
3	37.146	79.5	53.139		28.579	100.3		1:58.864	7	36.414	79.6	53.615		27.976	100.3		1:58.005
4	36.765	77.7	54.419		28.352	101.4		1:59.536	8								

99 Ian Gunton (E)									Hillman Imp Super								
lap	Sect-1	Speed	Sect-2	Speed	Sect-3	Speed	TopSpeed	laptime pit	lap	Sect-1	Speed	Sect-2	Speed	Sect-3	Speed	Topspeed	laptime pit
1	41.870	67.6	58.839		30.727			2:11.436	4					29.965			2:05.155
2	39.058	73.4	57.074		29.902			2:06.034	5	39.303	67.7	56.790		29.797			2:05.890
3	38.375	72.0	56.545		30.495			2:05.415	6	37.927	73.3	56.355		30.043			2:04.325

123 Ross Hyett (K1)									Ford Mustang								
lap	Sect-1	Speed	Sect-2	Speed	Sect-3	Speed	TopSpeed	laptime pit	lap	Sect-1	Speed	Sect-2	Speed	Sect-3	Speed	Topspeed	laptime pit
1	37.460	82.9	51.585		27.047	115.9		1:56.092	5	36.703	82.3	51.673		27.029	114.5		1:55.405
2	36.530	91.0	50.849		26.875	115.9		1:54.254	6	36.394	89.3	51.913		26.752	115.5		1:55.059
3	37.159	85.3	50.686		26.805	116.1		1:54.650	7	36.969	89.7	51.384		27.136	114.9		1:55.489
4	36.824	85.4	53.609		27.282	114.1		1:57.715	8								

140 Julian Balme (K1)									Ford Falcon Sprint								
lap	Sect-1	Speed	Sect-2	Speed	Sect-3	Speed	TopSpeed	laptime pit	lap	Sect-1	Speed	Sect-2	Speed	Sect-3	Speed	Topspeed	laptime pit
1	39.038	80.3	56.695		30.642	102.5		2:06.375	5	38.956	80.1	58.993		29.719	100.3		2:07.668
2	38.360	81.2	55.488		29.322	101.2		2:03.170	6	39.442	73.7	57.347		29.223	100.2		2:06.012
3	38.994	81.4	54.974		29.020	102.3		2:02.988	7	38.794	78.7	55.492		29.086	98.0		2:03.372
4	38.399	80.5	57.980		29.417	101.2		2:05.796	8								

177 Adam Gittings (C)									Ford Anglia								
lap	Sect-1	Speed	Sect-2	Speed	Sect-3	Speed	TopSpeed	laptime pit	lap	Sect-1	Speed	Sect-2	Speed	Sect-3	Speed	Topspeed	laptime pit
1	37.211	74.3	53.151		28.320	106.2		1:58.682	5	36.979	75.4	54.188		27.464	105.7		1:58.631
2	38.018	78.3	52.811		27.539	107.0		1:58.368	6	36.887	79.9	53.280		27.638	105.7		1:57.805
3	36.803	81.1	53.272		27.660	105.9		1:57.735	7	36.779	80.9	53.272		27.600	103.6		1:57.651
4	36.834	78.2	52.880		27.445	106.0		1:57.159	8								



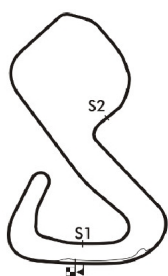
Session Start: 10:46:47 - Finish: 11:01:48
 Weather/Track Conditions: Bright/Dry
 Circuit: Brands Hatch Grand Prix Circuit
 Track Length: 3.916 Km - 2.4330 miles

'Legends of Brands Hatch' Historic Race Meeting - 1 - 3 Jul 2016

HSCC/HRSR 'ByBox' Historic Touring Car Championship

Qualifying for Race 22 - Best Sector Times

POS	NO	DRIVER/S	Sector 1			Sector 2			Sector 3			IDEAL LAP	BEST LAP	On
			TIME	LAP	POS	TIME	LAP	POS	TIME	LAP	POS			
1	8	Leo Voyazides	34.681	7	3	47.741	3	1	25.182	3	1	1:47.604	1:47.641	3
2	47	Simon Hadfield	34.287	7	1	48.655	4	2	26.224	8	3	1:49.166	1:49.565	7
3	69	Bob Bullen	34.670	5	2	50.059	7	5	26.657	7	4	1:51.386	1:51.402	7
4	42	John Spiers	34.687	7	4	49.423	3	3	27.035	1	11	1:51.145	1:51.445	4
5	1	Simon Benoy	34.707	4	6	50.136	3	6	26.985	6	8	1:51.828	1:52.042	3
6	67	James Clarke	34.924	7	7	50.289	7	7	26.868	7	6	1:52.081	1:52.081	7
7	66	Rob Fenn	35.154	5	9	49.818	3	4	26.092	7	2	1:51.064	1:52.084	3
8	40	John Davison	34.996	4	8	50.701	3	9	26.915	4	7	1:52.612	1:52.634	4
9	73	Robyn Slater	35.262	3	10	51.244	7	13	27.024	4	9	1:53.530	1:53.757	4
10	92	Colin Gunton	34.702	4	5	50.894	3	11	27.535	1	14	1:53.131	1:53.784	3
11	77	Nick Paddy	35.587	3	12	50.796	4	10	27.175	4	12	1:53.558	1:53.840	4
12	49	Peter Hore	35.905	2	13	51.064	2	12	27.029	3	10	1:53.998	1:54.016	2
13	123	Ross Hyett	36.394	6	16	50.686	3	8	26.752	6	5	1:53.832	1:54.254	2
14	94	Steve Platts	35.413	4	11	51.375	7	14	27.868	7	16	1:54.656	1:54.813	4
15	56	David Alexander	35.959	5	14	52.413	3	15	27.549	2	15	1:55.921	1:56.618	3
16	177	Adam Gittings	36.779	7	18	52.811	2	16	27.445	4	13	1:57.035	1:57.159	4
17	89	Adrian Oliver	36.371	5	15	52.971	3	17	27.935	7	17	1:57.277	1:57.434	4
18	95	Shaun Hazlewood	36.414	7	17	53.029	6	18	27.976	7	18	1:57.419	1:58.005	7
19	36	Richard Cross	38.042	7	20	55.968	7	21	28.663	7	19	2:02.673	2:02.673	7
20	140	Julian Balme	38.360	2	21	54.974	3	19	29.020	3	21	2:02.354	2:02.988	3
21	15	David Lloyd	38.674	4	22	55.501	3	20	28.916	3	20	2:03.091	2:03.439	3
22	99	Ian Gunton	37.927	6	19	56.355	6	23	29.797	5	22	2:04.079	2:04.325	6
23	93	Stuart Kerr	38.826	4	23	56.269	3	22	29.874	2	23	2:04.969	2:05.573	6
24	45	Anthony Bailey	41.439	6	24	1:02.021	5	24	31.964	5	24	2:15.424	2:16.069	5
25	10	Richard Owen	43.582	5	25	1:02.779	5	25	33.072	3	25	2:19.433	2:21.055	4



Session Start: 10:46:47 - Finish: 11:01:48

Weather/Track Conditions: Bright/Dry

Circuit: Brands Hatch Grand Prix Circuit

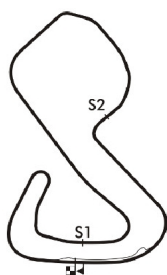
Track Length: 3.916 Km - 2.4330 miles

'Legends of Brands Hatch' Historic Race Meeting - 1 - 3 Jul 2016

HSCC/HRSR 'ByBox' Historic Touring Car Championship

Qualifying for Race 22 - Best Sector Speeds

	NO	SECTOR 1	MPH	NO	SECTOR 2	MPH	NO	SECTOR 3	MPH
1	8	Leo Voyazides	91.5		NO SPEED TRAP		8	Leo Voyazides	123.8
2	123	Ross Hyett	91.0				123	Ross Hyett	116.1
3	47	Simon Hadfield	88.8				66	Rob Fenn	114.5
4	73	Robyn Slater	88.6				15	David Lloyd	111.3
5	40	John Davison	88.4				73	Robyn Slater	111.1
6	66	Rob Fenn	87.6				47	Simon Hadfield	110.6
7	42	John Spiers	87.2				49	Peter Hore	110.4
8	69	Bob Bullen	86.4				69	Bob Bullen	108.4
9	67	James Clarke	86.1				67	James Clarke	108.2
10	49	Peter Hore	85.8				40	John Davison	107.6
11	1	Simon Benoy	85.3				177	Adam Gittings	107.0
12	15	David Lloyd	85.0				42	John Spiers	106.9
13	77	Nick Paddy	84.2				36	Richard Cross	104.7
14	92	Colin Gunton	81.8				56	David Alexander	104.7
15	94	Steve Platts	81.5				1	Simon Benoy	104.4
16	56	David Alexander	81.4				77	Nick Paddy	104.4
17	140	Julian Balme	81.4				92	Colin Gunton	104.4
18	177	Adam Gittings	81.1				140	Julian Balme	102.5
19	95	Shaun Hazlewood	79.6				95	Shaun Hazlewood	101.6
20	89	Adrian Oliver	79.0				89	Adrian Oliver	100.8
21	93	Stuart Kerr	78.1				94	Steve Platts	100.6
22	36	Richard Cross	77.8				93	Stuart Kerr	98.4
23	99	Ian Gunton	73.4				45	Anthony Bailey	93.9
24	45	Anthony Bailey	72.1				10	Richard Owen	83.5
25	10	Richard Owen	67.8				99	Ian Gunton	0.0



Session Start: 10:46:47 - Finish: 11:01:48
Weather/Track Conditions: Bright/Dry
Circuit: Brands Hatch Grand Prix Circuit
Track Length: 3.916 Km - 2.4330 miles

'Legends of Brands Hatch' Historic Race Meeting - 1 - 3 Jul 2016

HSCC/HRSR 'ByBox' Historic Touring Car Championship

Race 22 - Starting Grid

Sheet No:

Start Time : 16:55 - Heat Duration : 20 Minutes

13	25	10 Richard Owen	
12	23	93 Stuart Kerr	24 45 Anthony Bailey
11	21	15 David Lloyd	22 99 Ian Gunton
10	19	36 Richard Cross	20 140 Julian Balme
9	17	89 Adrian Oliver	18 95 Shaun Hazlewood
8	15	56 David Alexander	16 177 Adam Gittings
7	13	123 Ross Hyett	14 94 Steve Platts
6	11	77 Nick Paddy	12 49 Peter Hore
5	9	73 Robyn Slater	10 92 Colin Gunton
4	7	66 Rob Fenn	8 40 John Davison
3	5	1 Simon Benoy	6 67 James Clarke
2	3	69 Bob Bullen	4 42 John Spiers
1	1	8 Leo Voyazides	2 47 Simon Hadfield
ROW		Pole Right	

Circuit: Brands Hatch Grand Prix Circuit
Track Length: 3.916 Km - 2.4330 miles

These results are provisional until the conclusion of any judicial and technical matters.

Clerk of the Course:

Julian Floyd

Timekeeper:

Nick Palmer

Issued at:

'Legends of Brands Hatch' Historic Race Meeting - 1 - 3 Jul 2016

Derek Bell Trophy Race 18 - Starting Grid

Sheet No:

Start Time : 14:30 - Heat Duration : 20 Minutes

12	23	26 Frank Lyons		
11	21	31 Rob Wainwright	22	77 Peter Alexander
10	19	55 Judy Lyons	20	52 Daryl Taylor
9	17	32 Adam Simmonds	18	58 Pat Gormley
8	15	12 Wil Arif	16	28 Robert Cracknell
7	13	10 Daniel Pyett	14	17 Alan Cook
6	11	117 Michael Bletsoe-Brown	12	35 Marc Mercer
5	9	21 John Harrison	10	7 Neil Glover
4	7	69 Martyn Donn	8	5 Chris Atkinson
3	5	30 Paul Campfield	6	71 Simon Taylor
2	3	11 Mark Charteris	4	73 Adrian Hall
1	1	19 Michael Lyons	2	22 Mark Dwyer
ROW	Pole Right			

Car 26 to start from back of grid due to change of car. Car 2 - withdrawn.

Circuit: Brands Hatch Grand Prix Circuit
Track Length: 3.916 Km - 2.4330 miles

These results are provisional until the conclusion of any judicial and technical matters.

Clerk of the Course: Julian Floyd	Timekeeper: Nick Palmer	Issued at:
--	--------------------------------	------------

'Legends of Brands Hatch' Historic Race Meeting - 1 - 3 Jul 2016

HGPCA Pre '66 Grand Prix Cars

Race 19 - Starting Grid

Sheet No:

Start Time : 15:05 - Heat Duration : 25 Minutes

9	17	61	Rainer Ott	18	18	Will Nuthall
8	15	29	Nick Fennell	16	12	Rudi Friedrichs
7	13	45	Scotty Taylor	14	41	Brian Maile
6	11	28	Anthony Goddard	12	15	David Wenman
5	9	16	Charles McCabe	10	47	Brian Jolliffe
4	7	5	Tony Smith	8	7	Paul Griffin
3	5	71	Alan Baillie	6	14	Malcolm Cook
2	3	2	Rod Jolley	4	24	Miles Griffiths
1	1	11	Jon Fairley	2	22	Peter Horsman
ROW	Pole Right					

Cars 8 & 37 - withdrawn.

These results are provisional until the conclusion of any judicial and technical matters.

Circuit: Brands Hatch Grand Prix Circuit
Track Length: 3.916 Km - 2.4330 miles

Clerk of the Course:	Timekeeper:	Issued at:
Julian Floyd	Nick Palmer	

'Legends of Brands Hatch' Historic Race Meeting - 1 - 3 Jul 2016

HSCC Historic Formula Ford Championship in association with Avon Tyres

Qualifying for Race 23 - Classification

Sheet No:

POS	NO	DRIVER/S	CLASS	CLASS POS	CAR MAKE / MODEL	TIME	ON	LAPS	GAP	DIFF	MPH
1	31	Rob Wainwright		1	Elden Mk8	1:40.725	6	8			86.96
2	43	Callum Grant		2	Merlyn Mk20A	1:41.071	6	7	0.346	0.346	86.66
3	4	Maxim Bartell		3	Merlyn Mk20A	1:41.575	7	7	0.850	0.504	86.23
4	79	Mark Shaw		4	Merlyn Mk20	1:41.735	7	7	1.010	0.160	86.09
5	48	Benn Tilley		5	Merlyn Mk20	1:42.380	7	7	1.655	0.645	85.55
6	60	James Buckton		6	Elden Mk8	1:42.542	7	7	1.817	0.162	85.42
7	64	Benjamin Tusting		7	Merlyn Mk20	1:43.328	1	7	2.603	0.786	84.77
8	21	Ross Drybrough		8	Merlyn Mk20 AS	1:43.452	7	7	2.727	0.124	84.67
9	69	Tiff Needell		9	Lotus 69	1:43.495	7	7	2.770	0.043	84.63
10	88	Chris Stuart		10	Crossle 16F	1:44.040	6	7	3.315	0.545	84.19
11	36	Rob Smith		11	Merlyn Mk20	1:44.432	5	7	3.707	0.392	83.87
12	75	Daniel Pickett		12	Merlyn Mk20	1:45.639	1	7	4.914	1.207	82.91
13	22	Rowan Williams		13	Caldwell D9	1:45.847	7	7	5.122	0.208	82.75
14	66	Andy Wiggins		14	Titan Mk6	1:46.852	6	6	6.127	1.005	81.97
15	20	Kevin Stanzl		15	Merlyn Mk20	1:47.340	7	7	6.615	0.488	81.60
16	14	Neil Shinner		16	Merlyn Mk20	1:47.557	1	7	6.832	0.217	81.43
17	76	Gary McVeigh		17	Merlyn Mk11A	1:47.578	6	7	6.853	0.021	81.42
18	19	Stephen King		18	Macon MR8	1:47.925	1	7	7.200	0.347	81.16
19	54	Alex Meek		19	Merlyn Mk20A	1:48.015	5	6	7.290	0.090	81.09
20	26	John Slack		20	Lola T200	1:48.521	5	7	7.796	0.506	80.71
21	42	Cormac Flanagan		21	Alexis Mk14	1:49.369	5	6	8.644	0.848	80.08
22	58	Ian Wright		22	Merlyn Mk20	1:49.659	5	6	8.934	0.290	79.87
23	32	Nigel Adams		23	Lotus 61	1:49.691	7	7	8.966	0.032	79.85
24	70	Daniel Stanzl		24	Elden Mk8	1:49.833	4	6	9.108	0.142	79.75
25	2	Andy Langridge		25	Lotus 61	1:50.153	6	6	9.428	0.320	79.51
26	34	Peter Finnigan		26	Merlyn Mk20A/11A	1:50.168	1	7	9.443	0.015	79.50
27	94	Geoffrey Underwood		27	Merlyn Mk20	1:51.716	6	6	10.991	1.548	78.40
28	33	Julian Pierce		28	Lola T200	1:53.028	1	7	12.303	1.312	77.49
29	177	Peter Hannam		29	Nike Mk6	1:54.261	5	5	13.536	1.233	76.66
30	187	Stephen Greenwood		30	Elden Mk8	1:56.634	5	5	15.909	2.373	75.10
31	18	Bill Cowing		31	Ginetta G18B	1:57.499	5	5	16.774	0.865	74.54
32	87	Ian Jeary		32	Dulon LD9			2			0.00
33	37	Will Nuthall		33	Jamun T2						
34	49	Harvey Sykes		34	Crossle 20F						
35	143	Edward Clayson		35	Titan Mk6						

Car 49 - transponder working intermittently, please check position.

Session Start: 11:11:37 - Finish: 11:42:03

Weather/Track Conditions: Bright/Dry

Circuit: Brands Hatch Grand Prix Circuit

Track Length: 3.916 Km - 2.4330 miles

These results are provisional until the conclusion of any judicial and technical matters.

Clerk of the Course:

Julian Floyd

Timekeeper:

Nick Palmer

Issued at:

'Legends of Brands Hatch' Historic Race Meeting - 1 - 3 Jul 2016

HSCC Historic Formula Ford Championship in association with Avon Tyres

Qualifying for Race 23 - Sector Analysis

2 Andy Langridge ()									Lotus 61										
lap	Sect-1	Speed	Sect-2	Speed	Sect-3	Speed	TopSpeed	laptime	pit	lap	Sect-1	Speed	Sect-2	Speed	Sect-3	Speed	Topspeed	laptime	pit
1	34.869	87.6	51.161		26.679	106.7		1:52.709		4	36.089	86.5	50.516		26.039	108.4		1:52.644	
2	40.034		In		In			18:36.238	P	5	35.288	88.2	49.558		25.840	109.8		1:50.686	
3	Out	80.2	52.888		27.460	103.7		2:01.795		6	35.119	88.7	49.113		25.921	108.6		1:50.153	

4 Maxim Bartell ()									Merlyn Mk20A										
lap	Sect-1	Speed	Sect-2	Speed	Sect-3	Speed	TopSpeed	laptime	pit	lap	Sect-1	Speed	Sect-2	Speed	Sect-3	Speed	Topspeed	laptime	pit
1	33.103	89.4	45.530		24.758	109.7		1:43.391		5	33.601	89.1	45.145		24.330	112.8		1:43.076	
2	40.034	85.2	In		In			18:36.238	P	6	32.389	92.4	45.751		24.380	111.8		1:42.520	
3	Out	87.9	47.045		34.785	107.2		1:58.791		7	32.247	91.2	45.050		24.278	113.7		1:41.575	
4	34.384	91.7	45.753		24.666	111.5		1:44.803		8									

14 Neil Shinner ()									Merlyn Mk20										
lap	Sect-1	Speed	Sect-2	Speed	Sect-3	Speed	TopSpeed	laptime	pit	lap	Sect-1	Speed	Sect-2	Speed	Sect-3	Speed	Topspeed	laptime	pit
1	33.339	88.2	48.395		25.823	97.2		1:47.557		5	33.810	88.0	51.340		27.696	105.4		1:52.846	
2	38.669	80.7	In		In			18:39.916	P	6	34.042	88.9	49.640		25.696	108.9		1:49.378	
3	Out	85.1	50.301		25.783	107.4		1:53.998		7	33.998	90.0	48.646		26.644	107.4		1:49.288	
4	34.647	88.0	48.078		25.471	109.8		1:48.196		8									

18 Bill Cowing ()									Ginetta G18B										
lap	Sect-1	Speed	Sect-2	Speed	Sect-3	Speed	TopSpeed	laptime	pit	lap	Sect-1	Speed	Sect-2	Speed	Sect-3	Speed	Topspeed	laptime	pit
1	39.666	77.0	In		In			19:49.456	P	4	37.352	86.3	55.470		29.643	105.4		2:02.465	
2	Out	80.6	56.454		29.291	103.6		2:08.432		5	36.989	83.2	52.735		27.775	106.0		1:57.499	
3	37.604	86.5	54.455		29.018	97.3		2:01.077		6									

19 Stephen King ()									Macon MR8										
lap	Sect-1	Speed	Sect-2	Speed	Sect-3	Speed	TopSpeed	laptime	pit	lap	Sect-1	Speed	Sect-2	Speed	Sect-3	Speed	Topspeed	laptime	pit
1	32.914	84.4	48.484		26.527	108.6		1:47.925		5	35.257	86.7	47.811		26.076	108.2		1:49.144	
2	40.034		In		In			18:29.652	P	6	34.373	87.2	47.947		26.465	108.4		1:48.785	
3	Out	81.6	52.098		27.063	104.7		2:00.296		7	35.823	85.3	48.200		27.556	107.0		1:51.579	
4	36.038	81.6	49.261		26.500	109.3		1:51.799		8									

20 Kevin Stanzl ()									Merlyn Mk20										
lap	Sect-1	Speed	Sect-2	Speed	Sect-3	Speed	TopSpeed	laptime	pit	lap	Sect-1	Speed	Sect-2	Speed	Sect-3	Speed	Topspeed	laptime	pit
1	34.506	88.6	48.113		25.292	110.9		1:47.911		5	34.488	88.9	49.561		25.667	110.2		1:49.716	
2	37.030	77.7	In		In			18:39.491	P	6	34.578	89.9	48.160		25.532	111.1		1:48.270	
3	Out	87.6	50.478		26.171	109.3		1:55.365		7	35.193	90.1	47.095		25.052	112.6		1:47.340	
4	34.709	90.7	47.531		25.398	111.3		1:47.638		8									

21 Ross Drybrough ()									Merlyn Mk20 AS										
lap	Sect-1	Speed	Sect-2	Speed	Sect-3	Speed	TopSpeed	laptime	pit	lap	Sect-1	Speed	Sect-2	Speed	Sect-3	Speed	Topspeed	laptime	pit
1	33.129	89.9	46.824		25.471	110.7		1:45.424		5	33.576	91.0	46.735		25.384	111.8		1:45.695	
2	37.035	83.4	In		In			18:39.826	P	6	33.265	89.8	46.637		25.098	111.7		1:45.000	
3	Out	86.4	48.445		25.897	109.1		1:50.803		7	32.764	92.5	45.686		25.002	111.1		1:43.452	
4	35.095	89.8	47.369		25.532	111.8		1:47.996		8									

22 Rowan Williams ()									Caldwell D9										
lap	Sect-1	Speed	Sect-2	Speed	Sect-3	Speed	TopSpeed	laptime	pit	lap	Sect-1	Speed	Sect-2	Speed	Sect-3	Speed	Topspeed	laptime	pit
1	32.431	91.0	48.582		25.828	109.1		1:46.841		5	33.951	84.7	47.550		25.272	110.6		1:46.773	
2	40.034		In		In			18:32.561	P	6	33.139	92.6	47.838		25.370	112.0		1:46.347	
3	Out	88.5	50.154		25.875	110.6		1:55.999		7	33.696	93.0	47.160		24.991	112.4		1:45.847	
4	34.549	91.9	47.673		25.753	114.1		1:47.975		8									

26 John Slack ()									Lola T200										
lap	Sect-1	Speed	Sect-2	Speed	Sect-3	Speed	TopSpeed	laptime	pit	lap	Sect-1	Speed	Sect-2	Speed	Sect-3	Speed	Topspeed	laptime	pit
1	34.556	86.4	49.156		25.919	107.2		1:49.631		5	34.384	87.9	48.286		25.851	107.7		1:48.521	
2	40.034		In		In			18:30.290	P	6	34.627	88.4	48.356		26.329	108.2		1:49.312	
3	Out	82.2	49.750		26.599	107.0		1:57.123		7	34.728	90.4	48.171		26.056	108.2		1:48.955	
4	34.738	88.2	48.153		25.671	108.9		1:48.562		8									



Session Start: 11:11:37 - Finish: 11:42:03
 Weather/Track Conditions: Bright/Dry
 Circuit: Brands Hatch Grand Prix Circuit
 Track Length: 3.916 Km - 2.4330 miles

'Legends of Brands Hatch' Historic Race Meeting - 1 - 3 Jul 2016

HSCC Historic Formula Ford Championship in association with Avon Tyres

Qualifying for Race 23 - Sector Analysis

31 Rob Wainwright ()									Elden Mk8										
lap	Sect-1	Speed	Sect-2	Speed	Sect-3	Speed	TopSpeed	laptime	pit	lap	Sect-1	Speed	Sect-2	Speed	Sect-3	Speed	Topspeed	laptime	pit
1	32.320	<u>91.1</u>	45.046		24.529	109.7		1:41.895		5	32.760	89.5	44.897		24.400	110.4		1:42.057	
2	35.286	87.9	In		In			18:51.807	P	6	<u>32.099</u>	90.9	44.441		<u>24.185</u>	<u>110.7</u>		<u>1:40.725</u>	
3	Out	89.2	46.014		24.854	108.8		1:47.221		7	32.958	90.6	44.618		24.407	110.6		1:41.983	
4	32.608	89.7	45.572		24.562	110.0		1:42.742		8	34.154	90.6	44.835		24.732	110.6		1:43.721	

32 Nigel Adams ()									Lotus 61										
lap	Sect-1	Speed	Sect-2	Speed	Sect-3	Speed	TopSpeed	laptime	pit	lap	Sect-1	Speed	Sect-2	Speed	Sect-3	Speed	Topspeed	laptime	pit
1	35.578	86.4	49.883		27.099	84.1		1:52.560		5	35.428	86.1	49.563		25.994	108.6		1:50.985	
2			In		In			18:21.695	P	6	35.460	84.3	50.000		25.933	<u>109.3</u>		1:51.393	
3	Out	74.9	55.924		28.234	99.3		2:09.054		7	<u>35.250</u>	<u>87.3</u>	48.942		<u>25.499</u>	107.7		<u>1:49.691</u>	
4	37.069	84.2	51.082		26.477	107.9		1:54.628		8									

33 Julian Pierce ()									Lola T200										
lap	Sect-1	Speed	Sect-2	Speed	Sect-3	Speed	TopSpeed	laptime	pit	lap	Sect-1	Speed	Sect-2	Speed	Sect-3	Speed	Topspeed	laptime	pit
1	<u>34.680</u>	71.6	52.028		<u>26.320</u>	<u>107.0</u>		<u>1:53.028</u>		5	35.930	81.8	50.895		26.350	106.2		1:53.175	
2			In		In			18:39.680	P	6	36.779	<u>86.0</u>	50.026		26.674	99.7		1:53.479	
3	Out	75.4	55.675		29.813	95.4		2:11.208		7	39.671	78.4	<u>49.894</u>		27.048	104.2		1:56.613	
4	37.643	80.7	51.820		27.255	105.7		1:56.718		8									

34 Peter Finnigan ()									Merlyn Mk20A/11A										
lap	Sect-1	Speed	Sect-2	Speed	Sect-3	Speed	TopSpeed	laptime	pit	lap	Sect-1	Speed	Sect-2	Speed	Sect-3	Speed	Topspeed	laptime	pit
1	<u>34.360</u>	86.1	<u>49.951</u>		<u>25.857</u>	109.8		<u>1:50.168</u>		5	35.104	85.7	50.643		26.264	110.0		1:52.011	
2			In		In			18:26.332	P	6	34.703	86.5	50.135		25.857	<u>110.2</u>		1:50.695	
3	Out	80.0	53.569		28.055	103.7		2:03.582		7	35.531	<u>88.6</u>	50.585		26.177	108.1		1:52.293	
4	36.319	84.0	51.595		26.634	109.1		1:54.548		8									

36 Rob Smith ()									Merlyn Mk20										
lap	Sect-1	Speed	Sect-2	Speed	Sect-3	Speed	TopSpeed	laptime	pit	lap	Sect-1	Speed	Sect-2	Speed	Sect-3	Speed	Topspeed	laptime	pit
1	<u>32.621</u>	87.4	47.344		24.947	<u>112.4</u>		1:44.912		5	32.666	<u>91.5</u>	46.203		25.563	109.3		<u>1:44.432</u>	
2			In		In			18:40.893	P	6	33.149	90.5	46.998		25.573	108.9		1:45.720	
3	Out	82.1	49.374		25.620	109.1		1:55.843		7	34.039	84.2	46.912		<u>24.879</u>	110.9		1:45.830	
4	33.455	91.0	47.203		25.633	108.9		1:46.291		8									

37 Will Nuthall ()									Jamun T2										
lap	Sect-1	Speed	Sect-2	Speed	Sect-3	Speed	TopSpeed	laptime	pit	lap	Sect-1	Speed	Sect-2	Speed	Sect-3	Speed	Topspeed	laptime	pit

42 Cormac Flanagan ()									Alexis Mk14										
lap	Sect-1	Speed	Sect-2	Speed	Sect-3	Speed	TopSpeed	laptime	pit	lap	Sect-1	Speed	Sect-2	Speed	Sect-3	Speed	Topspeed	laptime	pit
1	Out	61.9	In		In			20:06.910	P	4	35.342	89.5	49.293		26.252	<u>109.7</u>		1:50.887	
2	Out	73.2	56.880		29.814	99.0		2:08.867		5	<u>34.442</u>	<u>89.8</u>	48.810		26.117	103.7		<u>1:49.369</u>	
3	37.914	84.4	52.732		28.479	108.2		1:59.125		6	39.201	84.4	48.452		<u>25.759</u>	108.9		1:53.412	

43 Callum Grant ()									Merlyn Mk20A										
lap	Sect-1	Speed	Sect-2	Speed	Sect-3	Speed	TopSpeed	laptime	pit	lap	Sect-1	Speed	Sect-2	Speed	Sect-3	Speed	Topspeed	laptime	pit
1	<u>31.804</u>	91.4	45.178		24.352	110.4		1:41.334		5	32.533	92.0	45.132		24.198	<u>112.6</u>		1:41.863	
2	36.123	78.1	In		In			18:53.852	P	6	32.191	92.1	<u>44.867</u>		24.013	112.4		<u>1:41.071</u>	
3	Out	89.5	46.137		25.891	110.6		1:48.204		7	32.688	<u>92.4</u>	45.551		<u>23.917</u>	112.4		1:42.156	
4	32.568	91.2	45.079		24.309	111.8		1:41.956		8									

48 Benn Tilley ()									Merlyn Mk20										
lap	Sect-1	Speed	Sect-2	Speed	Sect-3	Speed	TopSpeed	laptime	pit	lap	Sect-1	Speed	Sect-2	Speed	Sect-3	Speed	Topspeed	laptime	pit
1	<u>32.589</u>	90.7	46.626		24.740	110.2		1:43.955		5	33.381	90.4	45.494		24.565	111.3		1:43.440	
2	36.443	86.2	In		In			18:48.813	P	6	32.794	91.1	45.504		24.638	111.3		1:42.936	
3	Out	90.1	47.603		25.567	111.7		1:49.079		7	32.592	91.0	<u>45.338</u>		<u>24.450</u>	<u>112.6</u>		<u>1:42.380</u>	
4	33.229	<u>91.4</u>	45.723		24.493	112.0		1:43.445		8									



Session Start: 11:11:37 - Finish: 11:42:03
 Weather/Track Conditions: Bright/Dry
 Circuit: Brands Hatch Grand Prix Circuit
 Track Length: 3.916 Km - 2.4330 miles

'Legends of Brands Hatch' Historic Race Meeting - 1 - 3 Jul 2016

HSCC Historic Formula Ford Championship in association with Avon Tyres

Qualifying for Race 23 - Sector Analysis

49 Harvey Sykes ()									Crossle 20F										
lap	Sect-1	Speed	Sect-2	Speed	Sect-3	Speed	TopSpeed	laptime	pit	lap	Sect-1	Speed	Sect-2	Speed	Sect-3	Speed	Topspeed	laptime	pit

54 Alex Meek ()									Merlyn Mk20A										
lap	Sect-1	Speed	Sect-2	Speed	Sect-3	Speed	TopSpeed	laptime	pit	lap	Sect-1	Speed	Sect-2	Speed	Sect-3	Speed	Topspeed	laptime	pit
1	34.623	84.0	50.607		26.174	105.0		1:51.404		4	34.852	82.8	48.700		25.161	109.1		1:48.713	
2			In		In			18:27.756	P	5	34.068	87.1	47.984		25.963	107.6		1:48.015	
3	Out	81.6	51.851		26.743	106.4		1:57.522		6	36.931	71.5	48.998		25.946	108.1		1:51.875	

58 Ian Wright ()									Merlyn Mk20										
lap	Sect-1	Speed	Sect-2	Speed	Sect-3	Speed	TopSpeed	laptime	pit	lap	Sect-1	Speed	Sect-2	Speed	Sect-3	Speed	Topspeed	laptime	pit
1	36.852	85.8	57.404		In			19:59.926	P	4	35.090	75.8	49.507		26.092	110.7		1:50.689	
2	Out	87.6	49.822		26.527	109.8		1:56.835		5	34.539	89.4	49.011		26.109	110.2		1:49.659	
3	34.958	90.0	48.907		26.936	110.4		1:50.801		6	35.502	87.9	49.306		26.312	109.8		1:51.120	

60 James Buckton ()									Elden Mk8										
lap	Sect-1	Speed	Sect-2	Speed	Sect-3	Speed	TopSpeed	laptime	pit	lap	Sect-1	Speed	Sect-2	Speed	Sect-3	Speed	Topspeed	laptime	pit
1	32.608	90.1	46.707		25.024	108.8		1:44.339		5	33.264	90.5	46.678		24.936	109.3		1:44.878	
2	35.400	87.0	In		In			18:43.382	P	6	32.962	90.1	47.057		24.662	110.9		1:44.681	
3	Out	89.8	48.780		25.465	108.6		1:50.280		7	32.280	92.1	45.936		24.326	110.9		1:42.542	
4	33.657	89.5	46.950		24.964	109.5		1:45.571		8									

64 Benjamin Tusting ()									Merlyn Mk20										
lap	Sect-1	Speed	Sect-2	Speed	Sect-3	Speed	TopSpeed	laptime	pit	lap	Sect-1	Speed	Sect-2	Speed	Sect-3	Speed	Topspeed	laptime	pit
1	32.225	90.5	46.096		25.007	108.1		1:43.328		5	33.293	89.5	47.749		26.116	108.2		1:47.158	
2	38.726	81.6	In		In			18:48.894	P	6	32.678	90.5	46.549		25.347	112.8		1:44.574	
3	Out	87.6	48.344		25.971	109.1		1:51.832		7	33.308	89.7	45.688		24.492	110.7		1:43.488	
4	34.349	89.3	1:01.693		26.871	109.8		2:02.913		8									

66 Andy Wiggins ()									Titan Mk6										
lap	Sect-1	Speed	Sect-2	Speed	Sect-3	Speed	TopSpeed	laptime	pit	lap	Sect-1	Speed	Sect-2	Speed	Sect-3	Speed	Topspeed	laptime	pit
1	39.507	80.6	57.726		In			19:34.275	P	4	34.553	89.4	48.028		25.552	110.4		1:48.133	
2	Out	86.8	52.143		27.761	107.4		1:59.314		5	33.749	89.9	48.633		25.802	110.2		1:48.184	
3	35.623	87.3	48.530		25.950	110.6		1:50.103		6	33.613	90.0	47.709		25.530	110.6		1:46.852	

69 Tiff Needell ()									Lotus 69										
lap	Sect-1	Speed	Sect-2	Speed	Sect-3	Speed	TopSpeed	laptime	pit	lap	Sect-1	Speed	Sect-2	Speed	Sect-3	Speed	Topspeed	laptime	pit
1	34.295	88.8	46.827		25.534	108.1		1:46.656		5	32.832	90.4	46.188		24.872	110.7		1:43.892	
2			In		In			18:22.490	P	6	32.456	89.8	46.279		24.985	110.4		1:43.720	
3	Out	88.1	47.651		25.835	109.3		1:50.753		7	32.540	90.3	45.996		24.959	110.4		1:43.495	
4	33.001	89.1	46.454		24.999	111.3		1:44.454		8									

70 Daniel Stanzi ()									Elden Mk8										
lap	Sect-1	Speed	Sect-2	Speed	Sect-3	Speed	TopSpeed	laptime	pit	lap	Sect-1	Speed	Sect-2	Speed	Sect-3	Speed	Topspeed	laptime	pit
1	33.952	82.0	49.652		26.692	100.5		1:50.296		4	35.377	82.3	48.499		25.957	101.9		1:49.833	
2	36.323	80.9	In		In			18:38.768	P	5	34.674	80.7	50.533		26.709	98.6		1:51.916	
3	Out	80.7	49.560		26.596	101.4		1:53.961		6	35.349	80.0	51.259		27.006	94.4		1:53.614	

75 Daniel Pickett ()									Merlyn Mk20										
lap	Sect-1	Speed	Sect-2	Speed	Sect-3	Speed	TopSpeed	laptime	pit	lap	Sect-1	Speed	Sect-2	Speed	Sect-3	Speed	Topspeed	laptime	pit
1	32.990	89.3	47.264		25.385	109.1		1:45.639		5	34.895	88.7	48.092		25.901	109.5		1:48.888	
2			In		In			18:41.275	P	6	33.708	88.5	48.723		26.762	108.9		1:49.193	
3	Out	86.2	49.246		26.434	107.9		1:54.908		7	34.145	89.4	48.002		25.895	109.5		1:48.042	
4	34.998	87.6	49.640		26.595	104.2		1:51.233		8									



'Legends of Brands Hatch' Historic Race Meeting - 1 - 3 Jul 2016

HSCC Historic Formula Ford Championship in association with Avon Tyres

Qualifying for Race 23 - Sector Analysis

76 Gary McVeigh ()									Merlyn Mk11A										
lap	Sect-1	Speed	Sect-2	Speed	Sect-3	Speed	TopSpeed	laptime	pit	lap	Sect-1	Speed	Sect-2	Speed	Sect-3	Speed	Topspeed	laptime	pit
1	33.929	70.0	50.805		27.052	107.0		1:51.786		5	34.013	86.8	48.414		25.547	106.5		1:47.974	
2			In		In			18:28.758	P	6	33.507	85.6	48.540		25.531	106.9		1:47.578	
3	Out	84.2	53.203		27.096	98.3		2:01.533		7	35.057	84.9	48.629		25.614	108.6		1:49.300	
4	36.014	86.0	49.394		26.017	107.7		1:51.425		8									

79 Mark Shaw ()									Merlyn Mk20										
lap	Sect-1	Speed	Sect-2	Speed	Sect-3	Speed	TopSpeed	laptime	pit	lap	Sect-1	Speed	Sect-2	Speed	Sect-3	Speed	Topspeed	laptime	pit
1	32.143	91.7	46.397		24.837	110.0		1:43.377		5	33.150	92.1	45.581		25.002	112.2		1:43.733	
2	46.967	79.7	In		In			18:54.320	P	6	32.870	92.2	45.446		24.297	113.0		1:42.613	
3	Out	88.9	48.692		25.284	111.3		1:51.683		7	32.417	92.6	45.167		24.151	113.7		1:41.735	
4	35.056	90.0	46.670		24.702	112.6		1:46.428		8									

87 Ian Jeary ()									Dulon LD9										
lap	Sect-1	Speed	Sect-2	Speed	Sect-3	Speed	TopSpeed	laptime	pit	lap	Sect-1	Speed	Sect-2	Speed	Sect-3	Speed	Topspeed	laptime	pit
1	40.856	76.2	58.951		In			20:13.297	P	2	Out	68.8	59.298		37.125	38.0		2:20.425	

88 Chris Stuart ()									Crossle 16F										
lap	Sect-1	Speed	Sect-2	Speed	Sect-3	Speed	TopSpeed	laptime	pit	lap	Sect-1	Speed	Sect-2	Speed	Sect-3	Speed	Topspeed	laptime	pit
1	32.652	90.4	46.383		25.210	110.4		1:44.245		5	34.009	89.8	45.386		25.337	112.4		1:44.732	
2			In		In			18:23.749	P	6	32.660	91.9	46.469		24.911	110.7		1:44.040	
3	Out	81.7	50.430		25.040	110.0		1:53.880		7	33.150	92.0	46.233		27.138	111.1		1:46.521	
4	34.174	89.2	46.220		27.635	112.4		1:48.029		8									

94 Geoffrey Underwood ()									Merlyn Mk20										
lap	Sect-1	Speed	Sect-2	Speed	Sect-3	Speed	TopSpeed	laptime	pit	lap	Sect-1	Speed	Sect-2	Speed	Sect-3	Speed	Topspeed	laptime	pit
1	40.309	70.7	57.626		In			19:43.418	P	4	36.522	87.8	50.613		26.896	105.7		1:54.031	
2	Out	83.5	53.407		29.038	99.9		2:05.697		5	36.458	87.9	49.569		26.171	107.9		1:52.198	
3	37.585	86.8	51.686		28.654	102.8		1:57.925		6	35.540	87.8	49.866		26.310	107.7		1:51.716	

143 Edward Clayson ()									Titan Mk6										
lap	Sect-1	Speed	Sect-2	Speed	Sect-3	Speed	TopSpeed	laptime	pit	lap	Sect-1	Speed	Sect-2	Speed	Sect-3	Speed	Topspeed	laptime	pit

177 Peter Hannam ()									Nike Mk6										
lap	Sect-1	Speed	Sect-2	Speed	Sect-3	Speed	TopSpeed	laptime	pit	lap	Sect-1	Speed	Sect-2	Speed	Sect-3	Speed	Topspeed	laptime	pit
1	45.726	58.8	In		In			20:45.773	P	4	36.606	87.3	54.359		27.485	106.9		1:58.450	
2	Out	76.3	58.422		29.455	98.7		2:12.961		5	35.570	85.7	51.612		27.079	108.8		1:54.261	
3	38.284	86.9	54.600		28.323	107.2		2:01.207		6									

187 Stephen Greenwood ()									Elden Mk8										
lap	Sect-1	Speed	Sect-2	Speed	Sect-3	Speed	TopSpeed	laptime	pit	lap	Sect-1	Speed	Sect-2	Speed	Sect-3	Speed	Topspeed	laptime	pit
1	43.973	69.4	In		In			20:36.326	P	4	36.415	87.3	53.491		27.669	106.2		1:57.575	
2	Out	75.1	55.469		27.334	106.4		2:10.082		5	36.681	85.2	52.471		27.482	105.0		1:56.634	
3	37.433	83.1	52.314		28.391	106.4		1:58.138		6									



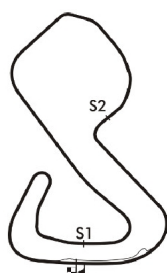
Session Start: 11:11:37 - Finish: 11:42:03
 Weather/Track Conditions: Bright/Dry
 Circuit: Brands Hatch Grand Prix Circuit
 Track Length: 3.916 Km - 2.4330 miles

'Legends of Brands Hatch' Historic Race Meeting - 1 - 3 Jul 2016

HSCC Historic Formula Ford Championship in association with Avon Tyres

Qualifying for Race 23 - Best Sector Times

POS	NO	DRIVER/S	Sector 1			Sector 2			Sector 3			IDEAL LAP	BEST LAP	On
			TIME	LAP	POS	TIME	LAP	POS	TIME	LAP	POS			
1	31	Rob Wainwright	32.099	6	2	44.441	6	1	24.185	6	3	1:40.725	1:40.725	6
2	43	Callum Grant	31.804	1	1	44.867	6	2	23.917	7	1	1:40.588	1:41.071	6
3	4	Maxim Bartell	32.247	7	5	45.050	7	3	24.278	7	4	1:41.575	1:41.575	7
4	79	Mark Shaw	32.143	1	3	45.167	7	4	24.151	7	2	1:41.461	1:41.735	7
5	48	Benn Tilley	32.589	1	9	45.338	7	5	24.450	7	6	1:42.377	1:42.380	7
6	60	James Buckton	32.280	7	6	45.936	7	9	24.326	7	5	1:42.542	1:42.542	7
7	64	Benjamin Tusting	32.225	1	4	45.688	7	8	24.492	7	7	1:42.405	1:43.328	1
8	21	Ross Drybrough	32.764	7	12	45.686	7	7	25.002	7	12	1:43.452	1:43.452	7
9	69	Tiff Needell	32.456	6	8	45.996	7	10	24.872	5	8	1:43.324	1:43.495	7
10	88	Chris Stuart	32.652	1	11	45.386	5	6	24.911	6	10	1:42.949	1:44.040	6
11	36	Rob Smith	32.621	1	10	46.203	5	11	24.879	7	9	1:43.703	1:44.432	5
12	75	Daniel Pickett	32.990	1	14	47.264	1	14	25.385	1	15	1:45.639	1:45.639	1
13	22	Rowan Williams	32.431	1	7	47.160	7	13	24.991	7	11	1:44.582	1:45.847	7
14	66	Andy Wiggins	33.613	6	17	47.709	6	15	25.530	6	18	1:46.852	1:46.852	6
15	20	Kevin Stanzl	34.488	5	23	47.095	7	12	25.052	7	13	1:46.635	1:47.340	7
16	14	Neil Shinner	33.339	1	15	48.078	4	18	25.471	4	16	1:46.888	1:47.557	1
17	76	Gary McVeigh	33.507	6	16	48.414	5	20	25.531	6	19	1:47.452	1:47.578	6
18	19	Stephen King	32.914	1	13	47.811	5	16	26.076	5	25	1:46.801	1:47.925	1
19	54	Alex MEEK	34.068	5	19	47.984	5	17	25.161	4	14	1:47.213	1:48.015	5
20	26	John Slack	34.384	5	21	48.153	4	19	25.671	4	20	1:48.208	1:48.521	5
21	42	Cormac Flanagan	34.442	5	22	48.452	6	21	25.759	6	21	1:48.653	1:49.369	5
22	58	Ian Wright	34.539	5	24	48.907	3	23	26.092	4	26	1:49.538	1:49.659	5
23	32	Nigel Adams	35.250	7	27	48.942	7	24	25.499	7	17	1:49.691	1:49.691	7
24	70	Daniel Stanzl	33.952	1	18	48.499	4	22	25.957	4	24	1:48.408	1:49.833	4
25	2	Andy Langridge	34.869	1	26	49.113	6	25	25.840	5	22	1:49.822	1:50.153	6
26	34	Peter Finnigan	34.360	1	20	49.951	1	28	25.857	1	23	1:50.168	1:50.168	1
27	94	Geoffrey Underwood	35.540	6	28	49.569	5	26	26.171	5	27	1:51.280	1:51.716	6
28	33	Julian Pierce	34.680	1	25	49.894	7	27	26.320	1	28	1:50.894	1:53.028	1
29	177	Peter Hannam	35.570	5	29	51.612	5	29	27.079	5	30	1:54.261	1:54.261	5
30	187	Stephen Greenwood	36.415	4	31	52.314	3	30	27.334	2	33	1:56.063	1:56.634	5
31	18	Bill Cowing	36.989	5	32	52.735	5	31	27.775	5	34	1:57.499	1:57.499	5
32	87	Ian Jeary	40.856	1	33	58.951	1	32	27.235	0	32	2:07.042		
33	37	Will Nuthall												
34	49	Harvey Sykes												
35	143	Edward Clayson												



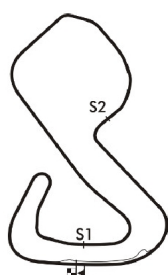
Session Start: 11:11:37 - Finish: 11:42:03
Weather/Track Conditions: Bright/Dry
Circuit: Brands Hatch Grand Prix Circuit
Track Length: 3.916 Km - 2.4330 miles

'Legends of Brands Hatch' Historic Race Meeting - 1 - 3 Jul 2016

HSCC Historic Formula Ford Championship in association with Avon Tyres

Qualifying for Race 23 - Best Sector Speeds

	NO	SECTOR 1	MPH	NO	SECTOR 2	MPH	NO	SECTOR 3	MPH
1	22	Rowan Williams	93.0	NO SPEED TRAP			49	Harvey Sykes	115.5
2	79	Mark Shaw	92.6				22	Rowan Williams	114.1
3	21	Ross Drybrough	92.5				4	Maxim Bartell	113.7
4	4	Maxim Bartell	92.4				79	Mark Shaw	113.7
5	43	Callum Grant	92.4				21	Ross Drybrough	113.5
6	60	James Buckton	92.1				64	Benjamin Tusting	112.8
7	88	Chris Stuart	92.0				20	Kevin Stanzl	112.6
8	36	Rob Smith	91.5				43	Callum Grant	112.6
9	48	Benn Tilley	91.4				48	Benn Tilley	112.6
10	31	Rob Wainwright	91.1				36	Rob Smith	112.4
11	20	Kevin Stanzl	90.7				88	Chris Stuart	112.4
12	64	Benjamin Tusting	90.5				69	Tiff Needell	111.3
13	26	John Slack	90.4				60	James Buckton	110.9
14	69	Tiff Needell	90.4				31	Rob Wainwright	110.7
15	14	Neil Shinner	90.0				58	Ian Wright	110.7
16	58	Ian Wright	90.0				66	Andy Wiggins	110.6
17	66	Andy Wiggins	90.0				34	Peter Finnigan	110.2
18	42	Cormac Flanagan	89.8				2	Andy Langridge	109.8
19	75	Daniel Pickett	89.4				14	Neil Shinner	109.8
20	2	Andy Langridge	88.7				42	Cormac Flanagan	109.7
21	34	Peter Finnigan	88.6				75	Daniel Pickett	109.5
22	94	Geoffrey Underwood	87.9				19	Stephen King	109.3
23	32	Nigel Adams	87.3				32	Nigel Adams	109.3
24	177	Peter Hannam	87.3				54	Alex Meek	109.1
25	187	Stephen Greenwood	87.3				26	John Slack	108.9
26	19	Stephen King	87.2				177	Peter Hannam	108.8
27	54	Alex Meek	87.1				76	Gary McVeigh	108.6
28	76	Gary McVeigh	86.8				94	Geoffrey Underwood	107.9
29	18	Bill Cowing	86.5				33	Julian Pierce	107.0
30	33	Julian Pierce	86.0				187	Stephen Greenwood	106.4
31	49	Harvey Sykes	84.7				18	Bill Cowing	106.0
32	70	Daniel Stanzl	82.3				87	Ian Jeary	104.1
33	87	Ian Jeary	76.2				70	Daniel Stanzl	101.9
34	37	Will Nuthall	64.7				37	Will Nuthall	87.4
35	143	Edward Clayson	37.3				143	Edward Clayson	0.0



Session Start: 11:11:37 - Finish: 11:42:03
Weather/Track Conditions: Bright/Dry
Circuit: Brands Hatch Grand Prix Circuit
Track Length: 3.916 Km - 2.4330 miles

'Legends of Brands Hatch' Historic Race Meeting - 1 - 3 Jul 2016

HSCC Historic Formula Ford Championship in association with Avon Tyres

Race 23 - Starting Grid - Amended

Sheet No:

Start Time : 17:30 - Heat Duration : 20 Minutes

17	33	31	Rob Wainwright			
16	31	87	Ian Jeary	32	49	Harvey Sykes
15	29	187	Stephen Greenwood	30	18	Bill Cowing
14	27	33	Julian Pierce	28	177	Peter Hannam
13	25	34	Peter Finnigan	26	94	Geoffrey Underwood
12	23	70	Daniel Stanzl	24	2	Andy Langridge
11	21	58	Ian Wright	22	32	Nigel Adams
10	19	26	John Slack	20	42	Cormac Flanagan
9	17	19	Stephen King	18	54	Alex Meek
8	15	14	Neil Shinner	16	76	Gary McVeigh
7	13	66	Andy Wiggins	14	20	Kevin Stanzl
6	11	75	Daniel Pickett	12	22	Rowan Williams
5	9	88	Chris Stuart	10	36	Rob Smith
4	7	21	Ross Drybrough	8	69	Tiff Needell
3	5	60	James Buckton	6	64	Benjamin Tusting
2	3	79	Mark Shaw	4	48	Benn Tilley
1	1	43	Callum Grant	2	4	Maxim Bartell

Pole Right

Car 31 to back of grid with 10 second penalty - Regulation C.3.1.1 refers. Car 49 allowed to start.

Circuit: Brands Hatch Grand Prix Circuit
Track Length: 3.916 Km - 2.4330 miles

These results are provisional until the conclusion of any judicial and technical matters.

Clerk of the Course:

Julian Floyd

Timekeeper:

Nick Palmer

Issued at:

'Legends of Brands Hatch' Historic Race Meeting - 1 - 3 Jul 2016

HSCC Historic Formula 3 Supported by The Cubicle Centre

Race 14 - Classification

Sheet No:

POS	NO	DRIVER/S	CAR MAKE / MODEL	TIME	LAPS	GAP	DIFF	MPH	BEST	ON
1	25	Andrew Hibberd	Brabham BT18A	20:02.877	12	-- 12 laps		87.38	1:38.365	10
2	65	Peter Thompson	Brabham BT21	20:32.753	12	29.876	29.876	85.26	1:41.102	12
3	89	Mark Pangborn	Brabham BT28	20:33.245	12	30.368	0.492	85.22	1:41.007	10
4	22	Simon Armer	March 703	20:47.787	12	44.910	14.542	84.23	1:42.256	3
5	63	Christoph Widmer	Brabham BT18A	21:06.828	12	1:03.951	19.041	82.97	1:43.735	10
6	1	Leif Bosson	Brabham BT28	21:28.310	12	1:25.433	21.482	81.58	1:45.704	7
7	71	Chris Holland	Brabham BT21	21:29.022	12	1:26.145	0.712	81.54	1:45.647	7
8	30	Clas Muller	Brabham BT28	21:38.158	12	1:35.281	9.136	80.96	1:45.745	12
9	62	Geoffrey O'nion	Tecno	21:38.560	12	1:35.683	0.402	80.93	1:45.270	11
10	189	Maurice Slotine	Merlyn Mk14A	21:39.228	12	1:36.351	0.668	80.90	1:45.330	12
11	2	Barry Sewell	Lotus 41	21:44.939	12	1:42.062	5.711	80.54	1:45.136	12
12	96	Keith Messer	Vesey Ford	21:46.271	12	1:43.394	1.332	80.46	1:44.394	10
13	55	Julian Maynard	Chevron B17	21:48.125	12	1:45.248	1.854	80.34	1:46.239	10
14	5	Jim Blockley	Chevron B17	20:03.697	11	-- 11 laps	2.284	80.04	1:43.315	7
15	41	Werner Pircher	Lotus 41	21:06.265	11	1:02.568	1:02.568	76.09	1:51.280	11
16	19	Peter Froude	Tecno	21:07.382	11	1:03.685	1.117	76.02	1:51.426	3
17	16	Robert Retzlaff	Brabham BT15	21:30.241	11	1:26.544	22.859	74.67	1:51.707	10
----- NOT CLASSIFIED -----										
DNF	82	Marcus Mussa	Tecno	19:26.382	11	-- 11 laps		82.60	1:43.957	10
DNF	4	James Denty	Lotus 41	6:55.685	4	-- 4 laps --		84.28	1:41.862	3
DNF	77	Francois Derossi	Chevron B17	5:15.646	3	-- 3 laps --	2.872	83.25	1:42.428	3
DNF	87	Peter Barclay	Brabham BT15							

----- FASTEST LAP SUMMARY -----

NO	DRIVER/S	CLASS	CAR MAKE / MODEL	FASTEST LAP	ON	MPH
25	Andrew Hibberd	B	Brabham BT18A	1:38.365	10	89.04

Session Start: 11:56:33 - Finish: 12:16:34
Weather/Track Conditions: Cloud/Dry
Circuit: Brands Hatch Grand Prix Circuit
Track Length: 3.916 Km - 2.4330 miles

These results are provisional until the conclusion of any judicial and technical matters.

Clerk of the Course: Julian Floyd	Timekeeper: Nick Palmer	Issued at:
--	--------------------------------	------------

'Legends of Brands Hatch' Historic Race Meeting - 1 - 3 Jul 2016

HSCC Historic Formula 3 Supported by The Cubicle Centre

Race 14 - Sector Analysis

1 Leif Bosson (B)									Brabham BT28								
lap	Sect-1	Speed	Sect-2	Speed	Sect-3	Speed	TopSpeed	laptime pit	lap	Sect-1	Speed	Sect-2	Speed	Sect-3	Speed	Topspeed	laptime pit
1					25.568	111.7		1:56.498	7	32.651	90.3	47.686		25.367	111.5		1:45.704
2	33.640	92.4	47.740		25.428	111.3		1:46.808	8	32.987	89.4	47.507		26.098	110.7		1:46.592
3	33.969	90.4	48.257		25.339	112.4		1:47.565	9	32.938	92.4	48.165		25.173	112.0		1:46.276
4	32.667	93.0	47.966		25.619	111.3		1:46.252	10	33.550	90.6	47.918		25.357	111.8		1:46.825
5	33.259	89.7	47.877		25.405	112.0		1:46.541	11	33.043	90.5	47.837		25.733	111.7		1:46.613
6	33.441	88.6	47.577		25.473	110.9		1:46.491	12	33.232	91.5	47.329		25.584	108.6		1:46.145

2 Barry Sewell (B)									Lotus 41								
lap	Sect-1	Speed	Sect-2	Speed	Sect-3	Speed	TopSpeed	laptime pit	lap	Sect-1	Speed	Sect-2	Speed	Sect-3	Speed	Topspeed	laptime pit
1					26.204	105.9		2:01.022	7	34.095	86.0	48.143		25.714	111.8		1:47.952
2	35.406	83.6	49.090		26.374	112.0		1:50.870	8	33.590	88.8	47.586		25.683	112.6		1:46.859
3	34.116	86.8	48.769		25.721	113.2		1:48.606	9	33.609	87.3	47.699		25.608	113.5		1:46.916
4	33.642	90.9	48.215		25.704	112.2		1:47.561	10	33.421	90.6	47.349		25.641	113.5		1:46.411
5	34.152	85.7	48.311		25.915	113.0		1:48.378	11	33.438	88.1	47.876		25.327	113.3		1:46.641
6	34.710	87.4	48.045		25.832	112.4		1:48.587	12	33.160	88.5	46.859		25.117	111.8		1:45.136

4 James Denty (B)									Lotus 41								
lap	Sect-1	Speed	Sect-2	Speed	Sect-3	Speed	TopSpeed	laptime pit	lap	Sect-1	Speed	Sect-2	Speed	Sect-3	Speed	Topspeed	laptime pit
1					25.193	109.8		1:49.006	3	32.091	92.5	45.155		24.616	112.2		1:41.862
2	32.467	93.0	44.815		24.624	112.2		1:41.906	4	32.124	92.4	45.345		25.442	76.9		1:42.911

5 Jim Blockley (B)									Chevron B17								
lap	Sect-1	Speed	Sect-2	Speed	Sect-3	Speed	TopSpeed	laptime pit	lap	Sect-1	Speed	Sect-2	Speed	Sect-3	Speed	Topspeed	laptime pit
1		86.7	47.678		25.224	107.4		2:36.546	7					24.609	112.2		1:43.315
2	34.107	88.8	47.530		25.125	109.7		1:46.762	8	33.356	86.7	46.922		24.678	110.7		1:44.956
3	32.740	90.0	48.034		24.928	110.2		1:45.702	9	33.133	89.8	46.612		24.681	112.0		1:44.426
4	33.011	91.5	46.650		24.933	113.9		1:44.594	10	32.812	90.6	46.257		24.548	110.0		1:43.617
5	33.315	89.5	47.061		24.851	111.3		1:45.227	11	32.769	90.5	46.145		25.236	111.5		1:44.150
6	32.781	90.5	46.909		24.712	112.4		1:44.402	12								

16 Robert Retzlaff (B)									Brabham BT15								
lap	Sect-1	Speed	Sect-2	Speed	Sect-3	Speed	TopSpeed	laptime pit	lap	Sect-1	Speed	Sect-2	Speed	Sect-3	Speed	Topspeed	laptime pit
1					28.234	103.4		2:13.283	7	36.664	82.5	52.629		27.641	108.4		1:56.934
2	38.072	86.7	54.410		27.232	107.9		1:59.714	8	35.850	87.7	51.376		26.458	108.8		1:53.684
3	37.158	85.1	55.124		27.088	106.7		1:59.370	9	36.572	69.4	51.964		26.244	108.8		1:54.780
4	37.610	85.3	52.563		27.019	108.1		1:57.192	10	35.138	85.0	50.349		26.220	108.2		1:51.707
5	36.902	83.9	51.600		26.881	108.9		1:55.383	11	35.110	83.6	50.715		28.532	106.5		1:54.357
6	35.938	87.3	51.363		26.536	109.1		1:53.837	12								

19 Peter Froude (B)									Tecno								
lap	Sect-1	Speed	Sect-2	Speed	Sect-3	Speed	TopSpeed	laptime pit	lap	Sect-1	Speed	Sect-2	Speed	Sect-3	Speed	Topspeed	laptime pit
1					27.260	105.5		2:05.360	7	35.365	81.6	51.092		27.731	103.1		1:54.188
2	35.265	82.0	50.472		26.890	106.7		1:52.627	8	34.963	82.2	53.364		27.945	103.9		1:56.272
3	34.594	86.7	49.983		26.849	106.9		1:51.426	9	35.398	80.0	51.836		28.183	103.7		1:55.417
4	34.637	84.5	50.756		26.822	106.7		1:52.215	10	35.441	82.1	53.817		28.058	102.3		1:57.316
5	34.947	85.8	50.004		26.725	104.7		1:51.676	11	35.846	81.8	52.818		28.659	106.4		1:57.323
6	34.886	85.1	51.537		27.139	105.5		1:53.562	12								

22 Simon Armer (B)									March 703								
lap	Sect-1	Speed	Sect-2	Speed	Sect-3	Speed	TopSpeed	laptime pit	lap	Sect-1	Speed	Sect-2	Speed	Sect-3	Speed	Topspeed	laptime pit
1					24.593	114.5		1:49.638	7	32.955	91.9	46.257		24.727	112.6		1:43.939
2	32.904	93.4	45.656		24.359	114.1		1:42.919	8	32.652	91.6	45.615		24.692	112.8		1:42.959
3	32.822	93.1	45.085		24.349	114.9		1:42.256	9	32.839	90.7	45.966		24.985	113.2		1:43.790
4	32.646	92.4	45.767		24.381	114.5		1:42.794	10	32.696	91.2	45.355		24.901	113.3		1:42.952
5	32.478	93.4	45.585		24.368	114.5		1:42.431	11	32.706	91.6	46.256		24.837	112.2		1:43.799
6	32.639	91.9	45.308		29.051	89.8		1:46.998	12	32.542	92.2	45.634		25.136	108.9		1:43.312



'Legends of Brands Hatch' Historic Race Meeting - 1 - 3 Jul 2016

HSCC Historic Formula 3 Supported by The Cubicle Centre

Race 14 - Sector Analysis

25 Andrew Hibberd (B)									Brabham BT18A										
lap	Sect-1	Speed	Sect-2	Speed	Sect-3	Speed	TopSpeed	laptime	pit	lap	Sect-1	Speed	Sect-2	Speed	Sect-3	Speed	Topspeed	laptime	pit
1					24.615	112.0		1:48.265		7	31.565	94.7	43.840		23.756	116.3		1:39.161	
2	32.651	94.0	44.446		23.773	115.9		1:40.870		8	31.323	94.7	44.034		23.678	115.9		1:39.035	
3	31.781	95.5	44.387		23.743	116.1		1:39.911		9	31.080	93.0	44.083		23.766	116.5		1:38.929	
4	31.707	94.2	43.986		23.801	115.5		1:39.494		10	31.284	95.1	43.650		23.431	116.9		1:38.365	
5	31.709	94.7	44.070		23.734	116.3		1:39.513		11	31.395	95.0	44.577		24.148	115.7		1:40.120	
6	31.525	94.8	43.942		23.654	115.9		1:39.121		12	31.402	95.0	44.519		24.172	115.3		1:40.093	

30 Clas Muller (B)									Brabham BT28										
lap	Sect-1	Speed	Sect-2	Speed	Sect-3	Speed	TopSpeed	laptime	pit	lap	Sect-1	Speed	Sect-2	Speed	Sect-3	Speed	Topspeed	laptime	pit
1					25.673	109.7		1:58.772		7	33.511	91.5	49.350		25.226	114.9		1:48.087	
2	34.498	91.0	49.118		25.651	111.3		1:49.267		8	34.557	84.9	47.625		25.363	113.3		1:47.545	
3	33.879	91.6	48.455		25.553	112.4		1:47.887		9	33.425	91.4	47.430		25.166	113.5		1:46.021	
4	33.685	90.0	49.786		25.545	112.2		1:49.016		10	33.542	88.8	47.206		25.147	112.2		1:45.895	
5	33.126	91.0	48.353		25.413	112.8		1:46.892		11	32.899	91.4	47.562		25.337	112.0		1:45.798	
6	33.346	92.2	48.070		25.817	113.5		1:47.233		12	32.903	91.7	47.422		25.420	112.4		1:45.745	

41 Werner Pircher (B)									Lotus 41										
lap	Sect-1	Speed	Sect-2	Speed	Sect-3	Speed	TopSpeed	laptime	pit	lap	Sect-1	Speed	Sect-2	Speed	Sect-3	Speed	Topspeed	laptime	pit
1					27.817	98.3		2:10.579		7	35.777	82.0	50.241		26.677	107.2		1:52.695	
2	36.809	85.3	51.116		27.063	106.7		1:54.988		8	35.286	84.9	50.242		27.456	104.1		1:52.984	
3	36.709	86.5	50.279		26.998	106.7		1:53.986		9	36.582	85.0	50.045		27.174	105.4		1:53.801	
4	35.823	86.5	51.185		26.944	107.6		1:53.952		10	35.575	85.1	51.603		26.751	108.1		1:53.929	
5	36.556	86.5	50.875		26.909	107.2		1:54.340		11	34.907	86.9	49.414		26.959	107.4		1:51.280	
6	36.065	81.2	50.761		26.905	108.1		1:53.731		12									

55 Julian Maynard (B)									Chevron B17										
lap	Sect-1	Speed	Sect-2	Speed	Sect-3	Speed	TopSpeed	laptime	pit	lap	Sect-1	Speed	Sect-2	Speed	Sect-3	Speed	Topspeed	laptime	pit
1					26.298	109.8		2:00.738		7	33.714	89.8	48.716		25.649	112.4		1:48.079	
2	35.387	88.0	48.900		26.222	110.7		1:50.509		8	33.676	90.4	47.862		25.532	112.8		1:47.070	
3	35.085	87.4	49.016		25.688	112.8		1:49.789		9	33.326	92.2	47.825		25.607	112.2		1:46.758	
4	34.388	86.1	48.906		25.853	111.8		1:49.147		10	33.366	90.6	47.600		25.273	112.6		1:46.239	
5	33.690	90.0	48.274		25.763	112.8		1:47.727		11	33.258	91.0	48.294		26.131	112.6		1:47.683	
6	33.948	89.1	48.310		25.416	113.5		1:47.674		12	33.563	91.2	47.417		25.732	104.1		1:46.712	

62 Geoffrey O'nion (B)									Tecno										
lap	Sect-1	Speed	Sect-2	Speed	Sect-3	Speed	TopSpeed	laptime	pit	lap	Sect-1	Speed	Sect-2	Speed	Sect-3	Speed	Topspeed	laptime	pit
1					25.749	108.2		1:59.665		7	33.476	91.9	48.392		25.500	110.0		1:47.368	
2	34.666	89.4	48.491		25.819	110.2		1:48.976		8	33.699	89.5	47.624		25.289	110.4		1:46.612	
3	34.396	91.1	47.687		25.592	112.4		1:47.675		9	33.665	89.2	47.610		25.412	110.4		1:46.687	
4	34.206	89.8	49.093		25.964	111.1		1:49.263		10	33.884	87.7	47.896		25.809	110.0		1:47.589	
5	33.628	90.5	47.562		25.797	111.7		1:46.987		11	33.459	89.9	46.597		25.214	111.5		1:45.270	
6	33.585	90.7	47.604		25.882	111.8		1:47.071		12	33.466	87.9	46.449		25.482	111.1		1:45.397	

63 Christoph Widmer (B)									Brabham BT18A										
lap	Sect-1	Speed	Sect-2	Speed	Sect-3	Speed	TopSpeed	laptime	pit	lap	Sect-1	Speed	Sect-2	Speed	Sect-3	Speed	Topspeed	laptime	pit
1					24.934	112.2		1:52.731		7	33.341	91.1	46.018		24.789	113.5		1:44.148	
2	33.535	92.7	46.353		25.184	112.2		1:45.072		8	33.063	91.4	46.536		24.639	113.9		1:44.238	
3	33.109	92.5	46.384		24.972	111.7		1:44.465		9	33.210	89.8	45.791		24.979	111.7		1:43.980	
4	33.298	90.4	46.286		25.672	110.7		1:45.256		10	33.075	89.5	45.807		24.853	112.4		1:43.735	
5	33.548	91.4	48.364		25.063	112.6		1:46.975		11	32.915	91.4	46.705		25.316	111.7		1:44.936	
6	33.791	90.9	46.402		25.232	113.5		1:45.425		12	33.400	91.6	46.093		26.374	109.7		1:45.867	

65 Peter Thompson (B)									Brabham BT21										
lap	Sect-1	Speed	Sect-2	Speed	Sect-3	Speed	TopSpeed	laptime	pit	lap	Sect-1	Speed	Sect-2	Speed	Sect-3	Speed	Topspeed	laptime	pit
1								1:49.341		7								1:42.258	
2								1:42.642		8								1:41.829	
3								1:42.107		9								1:41.999	
4								1:43.102		10								1:42.165	
5								1:42.157		11								1:41.493	
6								1:42.558		12								1:41.102	



Session Start: 11:56:33 - Finish: 12:16:34
 Weather/Track Conditions: Cloud/Dry
 Circuit: Brands Hatch Grand Prix Circuit
 Track Length: 3.916 Km - 2.4330 miles

'Legends of Brands Hatch' Historic Race Meeting - 1 - 3 Jul 2016

HSCC Historic Formula 3 Supported by The Cubicle Centre

Race 14 - Sector Analysis

71 Chris Holland (B)									Brabham BT21										
lap	Sect-1	Speed	Sect-2	Speed	Sect-3	Speed	TopSpeed	laptime	pit	lap	Sect-1	Speed	Sect-2	Speed	Sect-3	Speed	Topspeed	laptime	pit
1					25.638	107.4		1:55.627		7	33.289	90.3	47.188		25.170	113.2		1:45.647	
2	34.030	91.6	47.853		25.396	109.8		1:47.279		8	33.167	91.2	47.269		25.479	111.7		1:45.915	
3	34.194	89.7	47.057		25.202	110.9		1:46.453		9	32.967	89.4	48.956		25.114	113.9		1:47.037	
4	33.920	87.6	48.719		25.245	111.5		1:47.884		10	33.671	90.7	47.594		26.001	109.8		1:47.266	
5	33.592	88.6	48.242		25.331	112.8		1:47.165		11	33.358	88.0	47.120		25.405	112.8		1:45.883	
6	33.482	91.5	47.418		25.264	111.8		1:46.164		12	34.113	88.8	47.067		25.522	110.7		1:46.702	

77 Francois Derossi (B)									Chevron B17										
lap	Sect-1	Speed	Sect-2	Speed	Sect-3	Speed	TopSpeed	laptime	pit	lap	Sect-1	Speed	Sect-2	Speed	Sect-3	Speed	Topspeed	laptime	pit
1					25.090	111.1		1:50.461		3	32.334	93.0	45.658		24.436	112.6		1:42.428	
2	32.574	92.2	45.423		24.760	111.5		1:42.757		4									

82 Marcus Mussa (B)									Tecno										
lap	Sect-1	Speed	Sect-2	Speed	Sect-3	Speed	TopSpeed	laptime	pit	lap	Sect-1	Speed	Sect-2	Speed	Sect-3	Speed	Topspeed	laptime	pit
1					25.113	110.9		1:53.511		7	32.809	90.9	46.414		24.929	111.3		1:44.152	
2					24.963	113.0		1:44.900		8	32.794	90.0	46.494		24.952	111.7		1:44.240	
3	33.157	89.9	46.346		24.952	112.6		1:44.455		9	33.548	91.1	46.120		24.752	114.7		1:44.420	
4	33.249	91.1	46.548		25.352	112.4		1:45.149		10	32.975	88.0	46.232		24.750	114.1		1:43.957	
5	33.247	87.7	47.689		25.429	111.7		1:46.365		11	32.712	91.1	49.595		27.531	83.3		1:49.838	
6	33.211	88.8	46.841		25.343	110.9		1:45.395		12									

87 Peter Barclay (B)									Brabham BT15										
lap	Sect-1	Speed	Sect-2	Speed	Sect-3	Speed	TopSpeed	laptime	pit	lap	Sect-1	Speed	Sect-2	Speed	Sect-3	Speed	Topspeed	laptime	pit

89 Mark Pangborn (B)									Brabham BT28										
lap	Sect-1	Speed	Sect-2	Speed	Sect-3	Speed	TopSpeed	laptime	pit	lap	Sect-1	Speed	Sect-2	Speed	Sect-3	Speed	Topspeed	laptime	pit
1					25.492	103.1		1:51.859		7	31.969	92.4	45.203		24.360	112.4		1:41.532	
2	32.647	92.6	45.883		24.378	112.8		1:42.908		8	31.992	93.1	45.456		24.030	113.7		1:41.478	
3	32.152	92.6	45.591		24.255	113.2		1:41.998		9	32.262	92.7	46.589		24.536	112.0		1:43.387	
4	31.981	93.8	45.665		24.401	113.2		1:42.047		10	31.822	92.7	45.076		24.109	112.4		1:41.007	
5	31.910	93.3	45.383		24.398	114.3		1:41.691		11	32.237	93.3	45.077		24.198	112.6		1:41.512	
6	32.397	88.9	45.586		24.691	111.3		1:42.674		12	31.851	94.3	45.194		24.107	111.8		1:41.152	

96 Keith Messer (B)									Vesey Ford										
lap	Sect-1	Speed	Sect-2	Speed	Sect-3	Speed	TopSpeed	laptime	pit	lap	Sect-1	Speed	Sect-2	Speed	Sect-3	Speed	Topspeed	laptime	pit
1					26.673	100.5		2:20.750		7	33.649	86.7	47.316		25.354	108.9		1:46.319	
2	33.629	90.5	47.364		25.345	109.8		1:46.338		8	32.944	90.0	46.882		25.108	110.2		1:44.934	
3	33.566	89.8	46.913		25.327	110.4		1:45.806		9	32.883	90.7	47.282		25.110	110.7		1:45.275	
4	33.398	89.4	47.979		25.450	109.5		1:46.827		10	32.588	91.4	46.602		25.204	112.6		1:44.394	
5	33.563	89.8	47.827		25.315	109.8		1:46.705		11	33.658	88.6	47.799		25.844	109.3		1:47.301	
6	33.441	89.4	47.428		25.721	109.5		1:46.590		12	33.272	85.2	46.730		25.030	109.7		1:45.032	

189 Maurice Slotine (B)									Merlyn Mk14A										
lap	Sect-1	Speed	Sect-2	Speed	Sect-3	Speed	TopSpeed	laptime	pit	lap	Sect-1	Speed	Sect-2	Speed	Sect-3	Speed	Topspeed	laptime	pit
1					25.250	111.3		1:56.834		7	34.310	90.4	48.690		25.898	109.7		1:48.898	
2	33.962	91.4	47.808		25.556	111.3		1:47.326		8	34.605	89.3	47.280		25.576	112.0		1:47.461	
3	34.033	89.4	48.104		25.500	111.8		1:47.637		9	33.749	88.1	48.016		25.398	112.8		1:47.163	
4	33.610	91.0	48.025		25.945	111.1		1:47.580		10	34.269	88.6	47.460		25.252	112.8		1:46.981	
5	34.380	89.4	48.999		25.917	110.7		1:49.296		11	33.204	91.1	46.790		25.403	112.8		1:45.397	
6	34.640	80.7	48.888		25.797	110.2		1:49.325		12	33.293	92.2	46.838		25.199	112.8		1:45.330	



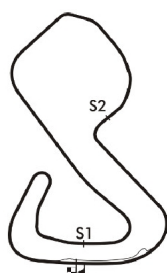
Session Start: 11:56:33 - Finish: 12:16:34
 Weather/Track Conditions: Cloud/Dry
 Circuit: Brands Hatch Grand Prix Circuit
 Track Length: 3.916 Km - 2.4330 miles

'Legends of Brands Hatch' Historic Race Meeting - 1 - 3 Jul 2016

HSCC Historic Formula 3 Supported by The Cubicle Centre

Race 14 - Best Sector Times

POS	NO	DRIVER/S	Sector 1			Sector 2			Sector 3			IDEAL LAP	BEST LAP	On
			TIME	LAP	POS	TIME	LAP	POS	TIME	LAP	POS			
1	25	Andrew Hibberd	31.080	9	1	43.650	10	1	23.431	10	1	1:38.161	1:38.365	10
2	65	Peter Thompson											1:41.102	12
3	89	Mark Pangborn	31.822	10	2	45.076	10	3	24.030	8	2	1:40.928	1:41.007	10
4	22	Simon Armer	32.478	5	5	45.085	3	4	24.349	3	3	1:41.912	1:42.256	3
5	63	Christoph Widmer	32.915	11	11	45.791	9	6	24.639	8	7	1:43.345	1:43.735	10
6	1	Leif Bosson	32.651	7	7	47.329	12	15	25.173	9	13	1:45.153	1:45.704	7
7	71	Chris Holland	32.967	9	12	47.057	3	13	25.114	9	10	1:45.138	1:45.647	7
8	30	Clas Muller	32.899	11	10	47.206	10	14	25.147	10	12	1:45.252	1:45.745	12
9	62	Geoffrey O'nion	33.459	11	16	46.449	12	9	25.214	11	15	1:45.122	1:45.270	11
10	189	Maurice Slotine	33.204	11	14	46.790	11	11	25.199	12	14	1:45.193	1:45.330	12
11	2	Barry Sewell	33.160	12	13	46.859	12	12	25.117	12	11	1:45.136	1:45.136	12
12	96	Keith Messer	32.588	10	6	46.602	10	10	25.030	12	9	1:44.220	1:44.394	10
13	55	Julian Maynard	33.258	11	15	47.417	12	16	25.273	10	16	1:45.948	1:46.239	10
14	5	Jim Blockley	32.740	3	9	46.145	11	8	24.548	10	5	1:43.433	1:43.315	7
15	41	Werner Pircher	34.907	11	18	49.414	11	17	26.677	7	18	1:50.998	1:51.280	11
16	19	Peter Froude	34.594	3	17	49.983	3	18	26.725	5	19	1:51.302	1:51.426	3
17	16	Robert Retzlaff	35.110	11	19	50.349	10	19	26.220	10	17	1:51.679	1:51.707	10
18	82	Marcus Mussa	32.712	11	8	46.120	9	7	24.750	10	8	1:43.582	1:43.957	10
19	4	James Denty	32.091	3	3	44.815	2	2	24.616	3	6	1:41.522	1:41.862	3
20	77	Francois Derossi	32.246	4	4	45.423	2	5	24.436	3	4	1:42.105	1:42.428	3
21	87	Peter Barclay												



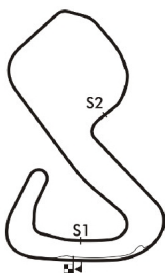
Session Start: 11:56:33 - Finish: 12:16:34
Weather/Track Conditions: Cloud/Dry
Circuit: Brands Hatch Grand Prix Circuit
Track Length: 3.916 Km - 2.4330 miles

'Legends of Brands Hatch' Historic Race Meeting - 1 - 3 Jul 2016

HSCC Historic Formula 3 Supported by The Cubicle Centre

Race 14 - Best Sector Speeds

	NO	SECTOR 1	MPH	NO	SECTOR 2	MPH	NO	SECTOR 3	MPH
1	25	Andrew Hibberd	95.9	NO SPEED TRAP			25	Andrew Hibberd	116.9
2	89	Mark Pangborn	94.3				22	Simon Armer	114.9
3	22	Simon Armer	93.4				30	Clas Muller	114.9
4	1	Leif Bosson	93.0				82	Marcus Mussa	114.7
5	4	James Denty	93.0				89	Mark Pangborn	114.3
6	77	Francois Derossi	93.0				5	Jim Blockley	113.9
7	63	Christoph Widmer	92.7				63	Christoph Widmer	113.9
8	30	Clas Muller	92.2				71	Chris Holland	113.9
9	55	Julian Maynard	92.2				2	Barry Sewell	113.5
10	189	Maurice Slotine	92.2				55	Julian Maynard	113.5
11	62	Geoffrey O'nion	91.9				189	Maurice Slotine	112.8
12	71	Chris Holland	91.6				77	Francois Derossi	112.6
13	5	Jim Blockley	91.5				96	Keith Messer	112.6
14	96	Keith Messer	91.4				1	Leif Bosson	112.4
15	82	Marcus Mussa	91.1				62	Geoffrey O'nion	112.4
16	2	Barry Sewell	90.9				4	James Denty	112.2
17	16	Robert Retzlaff	87.7				16	Robert Retzlaff	109.1
18	41	Werner Pircher	86.9				41	Werner Pircher	108.1
19	19	Peter Froude	86.7				19	Peter Froude	106.9
20	65	Peter Thompson	0.0				65	Peter Thompson	0.0
21	87	Peter Barclay	0.0				87	Peter Barclay	0.0



Session Start: 11:56:33 - Finish: 12:16:34
Weather/Track Conditions: Cloud/Dry
Circuit: Brands Hatch Grand Prix Circuit
Track Length: 3.916 Km - 2.4330 miles



'Legends of Brands Hatch' Historic Race Meeting - 1 - 3 Jul 2016

HSCC Historic Formula 3 Supported by The Cubicle Centre

Race 14 - Lap Chart

Lap 1			Lap 2			Lap 3			Lap 4			Lap 5			Lap 6		
NO	Behind	Laptime	NO	Behind	Laptime	NO	Behind	Laptime	NO	Behind	Laptime	NO	Behind	Laptime	NO	Behind	Laptime
25		1:48.265	25		1:40.870	25		1:39.911	25		1:39.494	25		1:39.513	25		1:39.121
4	0.741	1:49.006	4	1.777	1:41.906	4	3.728	1:41.862	4	7.145	1:42.911	65	11.296	1:42.157	65	14.733	1:42.558
65	1.076	1:49.341	65	2.848	1:42.642	65	5.044	1:42.107	65	8.652	1:43.102	22	11.985	1:42.431	89	16.003	1:42.674
22	1.373	1:49.638	22	3.422	1:42.919	22	5.767	1:42.256	22	9.067	1:42.794	89	12.450	1:41.691	22	19.862	1:46.998
77	2.196	1:50.461	77	4.083	1:42.757	77	6.600	1:42.428	89	10.272	1:42.047	82	26.327	1:46.365	82	32.601	1:45.395
89	3.594	1:51.859	89	5.632	1:42.908	89	7.719	1:41.998	63	18.984	1:45.256	63	26.446	1:46.975	63	32.750	1:45.425
63	4.466	1:52.731	63	8.668	1:45.072	63	13.222	1:44.465	82	19.475	1:45.149	1	35.611	1:46.541	1	42.981	1:46.491
82	5.246	1:53.511	82	9.276	1:44.900	82	13.820	1:44.455	1	28.583	1:46.252	71	36.355	1:47.165	71	43.398	1:46.164
71	7.362	1:55.627	71	13.771	1:47.279	71	20.313	1:46.453	71	28.703	1:47.884	189	40.620	1:49.296	189	50.824	1:49.325
1	8.233	1:56.498	1	14.171	1:46.808	1	21.825	1:47.565	189	30.837	1:47.580	30	43.781	1:46.892	30	51.893	1:47.233
189	8.569	1:56.834	189	15.025	1:47.326	189	22.751	1:47.637	30	36.402	1:49.016	62	44.513	1:46.987	62	52.463	1:47.071
30	10.507	1:58.772	30	18.904	1:49.267	30	26.880	1:47.887	62	37.039	1:49.263	2	48.384	1:48.378	2	57.850	1:48.587
62	11.400	1:59.665	62	19.506	1:48.976	62	27.270	1:47.675	2	39.519	1:47.561	55	49.857	1:47.727	55	58.410	1:47.674
55	12.473	2:00.738	55	22.112	1:50.509	2	31.452	1:48.606	55	41.643	1:49.147	96	58.373	1:46.705	96	1:05.842	1:46.590
2	12.757	2:01.022	2	22.757	1:50.870	55	31.990	1:49.789	96	51.181	1:46.827	19	1:05.251	1:51.676	5	1:16.059	1:44.402
19	17.095	2:05.360	19	28.852	1:52.627	19	40.367	1:51.426	19	53.088	1:52.215	5	1:10.778	1:45.227	19	1:19.692	1:53.562
41	22.314	2:10.579	41	36.432	1:54.988	96	43.848	1:45.806	41	1:04.965	1:53.952	41	1:19.792	1:54.340	41	1:34.402	1:53.731
16	25.018	2:13.283	96	37.953	1:46.338	41	50.507	1:53.986	5	1:05.064	1:44.594	16	1:36.889	1:55.383			
96	32.485	2:20.750	16	43.862	1:59.714	5	59.964	1:45.702	16	1:21.019	1:57.192						
5	48.281	2:36.546	5	54.173	1:46.762	16	1:03.321	1:59.370									

Session Start: 11:56:33 - Finish: 12:16:34

Weather/Track Conditions: Cloud/Dry

Circuit: Brands Hatch Grand Prix Circuit

Track Length: 3.916 Km - 2.4330 miles

'Legends of Brands Hatch' Historic Race Meeting - 1 - 3 Jul 2016

HSCC Historic Formula 3 Supported by The Cubicle Centre

Race 14 - Lap Chart

Lap 7			Lap 8			Lap 9			Lap 10			Lap 11			Lap 12		
NO	Behind	Laptime	NO	Behind	Laptime	NO	Behind	Laptime	NO	Behind	Laptime	NO	Behind	Laptime	NO	Behind	Laptime
25		1:39.161	25		1:39.035	25		1:38.929	25		1:38.365	25		1:40.120	25		1:40.093
16	1 LAP	1:53.837	41	1 LAP	1:52.695	19	1 LAP	1:56.272	65	27.494	1:42.165	65	28.867	1:41.493	5	1 LAP	1:44.150
65	17.830	1:42.258	65	20.624	1:41.829	41	1 LAP	1:52.984	89	27.917	1:41.007	89	29.309	1:41.512	65	29.876	1:41.102
89	18.374	1:41.532	89	20.817	1:41.478	65	23.694	1:41.999	19	1 LAP	1:55.417	22	41.691	1:43.799	89	30.368	1:41.152
22	24.640	1:43.939	22	28.564	1:42.959	89	25.275	1:43.387	22	38.012	1:42.952	19	1 LAP	1:57.316	22	44.910	1:43.312
82	37.592	1:44.152	16	1 LAP	1:56.934	22	33.425	1:43.790	41	1 LAP	1:53.801	41	1 LAP	1:53.929	41	1 LAP	1:51.280
63	37.737	1:44.148	82	42.797	1:44.240	16	1 LAP	1:53.684	63	53.361	1:43.735	63	58.177	1:44.936	63	1:03.951	1:45.867
1	49.524	1:45.704	63	42.940	1:44.238	63	47.991	1:43.980	82	53.880	1:43.957	82	1:03.598	1:49.838	19	1 LAP	1:57.323
71	49.884	1:45.647	71	56.764	1:45.915	82	48.288	1:44.420	16	1 LAP	1:54.780	16	1 LAP	1:51.707	1	1:25.433	1:46.145
189	1:00.561	1:48.898	1	57.081	1:46.592	1	1:04.428	1:46.276	1	1:12.888	1:46.825	1	1:19.381	1:46.613	71	1:26.145	1:46.702
62	1:00.670	1:47.368	62	1:08.247	1:46.612	71	1:04.872	1:47.037	71	1:13.773	1:47.266	71	1:19.536	1:45.883	16	1 LAP	1:54.357
30	1:00.819	1:48.087	189	1:08.987	1:47.461	62	1:16.005	1:46.687	30	1:23.951	1:45.895	30	1:29.629	1:45.798	30	1:35.281	1:45.745
2	1:06.641	1:47.952	30	1:09.329	1:47.545	30	1:16.421	1:46.021	62	1:25.229	1:47.589	62	1:30.379	1:45.270	62	1:35.683	1:45.397
55	1:07.328	1:48.079	2	1:14.465	1:46.859	189	1:17.221	1:47.163	189	1:25.837	1:46.981	189	1:31.114	1:45.397	189	1:36.351	1:45.330
96	1:13.000	1:46.319	55	1:15.363	1:47.070	2	1:22.452	1:46.916	2	1:30.498	1:46.411	2	1:37.019	1:46.641	2	1:42.062	1:45.136
5	1:20.213	1:43.315	96	1:18.899	1:44.934	55	1:23.192	1:46.758	55	1:31.066	1:46.239	96	1:38.455	1:47.301	96	1:43.394	1:45.032
19	1:34.719	1:54.188	5	1:26.134	1:44.956	96	1:25.245	1:45.275	96	1:31.274	1:44.394	55	1:38.629	1:47.683	55	1:45.248	1:46.712
						5	1:31.631	1:44.426	5	1:36.883	1:43.617						

Session Start: 11:56:33 - Finish: 12:16:34

Weather/Track Conditions: Cloud/Dry

Circuit: Brands Hatch Grand Prix Circuit

Track Length: 3.916 Km - 2.4330 miles

'Legends of Brands Hatch' Historic Race Meeting - 1 - 3 Jul 2016

HSCC Historic Formula 2 FIA International Series

Race 15 - Classification

Sheet No:

POS	NO	DRIVER/S	CLASS	CLASS POS	CAR MAKE / MODEL	TIME	LAPS	GAP	DIFF	MPH	BEST	ON
1	19	Richard Evans	C	1	Chevron B42	20:27.319	14	-- 14 laps		99.91	1:26.011	13
2	13	Dean Forward	C	2	March 782	20:40.967	14	13.648	13.648	98.81	1:27.246	4
3	22	Mark Dwyer	C	3	March 742	20:56.005	14	28.686	15.038	97.62	1:28.232	4
4	18	Richard Meins	C	4	March 762	21:18.482	14	51.163	22.477	95.91	1:28.817	14
5	9	Frazer Gibney	C	5	March 782	21:24.871	14	57.552	6.389	95.43	1:29.741	13
6	36	Jeremy Wheatley	C	6	Surtees TS15	21:34.810	14	1:07.491	9.939	94.70	1:30.381	14
7	85	Christopher Lillingston-Price	C	7	Chevron B40	21:36.628	14	1:09.309	1.818	94.57	1:30.281	13
8	1	Robert Simac	A	1	March 712	21:53.969	14	1:26.650	17.341	93.32	1:32.245	7
9	39	Martin Bullock	A	2	Chevron B17C	20:29.791	13	-- 13 laps	8.431	92.58	1:32.792	12
10	117	Michael Bletsoe-Brown	C	8	Chevron B27	20:31.691	13	1.900	1.900	92.44	1:32.203	12
11	50	Paul Bason	A	3	March 712	20:45.544	13	15.753	13.853	91.42	1:33.563	12
12	5	Mike Barnby	C	9	Modus M7	21:02.354	13	32.563	16.810	90.20	1:35.141	13
13	17	Max Blees	B	1	Brabham BT30	21:03.201	13	33.410	0.847	90.14	1:34.625	13
14	8	Klaus Bergs	A	4	Brabham BT36	22:03.743	13	1:33.952	1:00.542	86.02	1:38.973	13
15	32	Steve Seaman	C	10	Ralt RT1	20:31.456	12	-- 12 laps	6.686	85.35	1:39.837	6
16	37	Lincoln Small	A	5	Brabham BT30	21:15.359	12	43.903	43.903	82.41	1:43.137	12
17	53	Mark Goldsmith	B	2	Elfin 622	21:37.898	12	1:06.442	22.539	80.98	1:46.046	9

----- FASTEST LAP SUMMARY -----

NO	DRIVER/S	CLASS	CAR MAKE / MODEL	FASTEST LAP	ON	MPH
19	Richard Evans	C	Chevron B42	1:26.011	13	101.83
1	Robert Simac	A	March 712	1:32.245	7	94.95
17	Max Blees	B	Brabham BT30	1:34.625	13	92.56

Car 18 requires a working transponder - Regulation Q.12.2.1 refers.

Session Start: 12:31:32 - Finish: 12:51:59
Weather/Track Conditions: Cloud/Dry
Circuit: Brands Hatch Grand Prix Circuit
Track Length: 3.916 Km - 2.4330 miles

These results are provisional until the conclusion of any judicial and technical matters.

Clerk of the Course: <div style="text-align: right;">Julian Floyd</div>	Timekeeper: <div style="text-align: right;">Nick Palmer</div>	Issued at:
--	--	------------

'Legends of Brands Hatch' Historic Race Meeting - 1 - 3 Jul 2016

HSCC Historic Formula 2 FIA International Series

Race 15 - Sector Analysis

1 Robert Simac (A)									March 712								
lap	Sect-1	Speed	Sect-2	Speed	Sect-3	Speed	TopSpeed	laptime pit	lap	Sect-1	Speed	Sect-2	Speed	Sect-3	Speed	Topspeed	laptime pit
1		100.0	42.971		22.442	135.2		1:43.434	8	29.685	107.6	41.150		22.122	134.9		1:32.957
2	30.797	105.4	41.195		22.102	136.3		1:34.094	9	30.016	108.1	41.204		22.138	133.9		1:33.358
3	30.240	107.0	41.369		22.265	133.3		1:33.874	10	29.255	108.8	41.094		22.192	131.5		1:32.541
4	29.918	105.4	41.483		22.104	136.0		1:33.505	11	29.557	107.7	41.079		22.188	133.6		1:32.824
5	29.661	110.0	41.265		22.328	132.5		1:33.254	12	29.227	108.6	40.873		22.197	133.1		1:32.297
6	29.824	107.4	41.341		22.266	132.5		1:33.431	13	29.622	109.0	41.608		22.316	132.3		1:33.546
7	29.226	109.7	40.824		22.195	132.3		1:32.245	14	29.329	106.7	41.103		22.177	129.0		1:32.609

5 Mike Barnby (C)									Modus M7								
lap	Sect-1	Speed	Sect-2	Speed	Sect-3	Speed	TopSpeed	laptime pit	lap	Sect-1	Speed	Sect-2	Speed	Sect-3	Speed	Topspeed	laptime pit
1		94.4	46.042		23.442	133.6		1:49.306	8	30.049	102.6	42.925		22.654	134.4		1:35.628
2	31.430	104.4	43.602		22.736	135.2		1:37.768	9	30.101	103.1	42.544		23.285	120.9		1:35.930
3	30.927	104.9	42.550		22.486	134.4		1:35.963	10	31.069	100.3	41.974		22.306	134.1		1:35.349
4	30.443	106.5	42.699		22.692	132.5		1:35.834	11	31.383	105.7	42.097		22.282	135.5		1:35.762
5	30.927	106.5	42.714		22.971	132.0		1:36.612	12	29.874	103.1	43.249		23.882	128.0		1:37.005
6	30.784	107.6	42.636		22.757	133.1		1:36.177	13	30.602	106.7	42.130		22.409	130.5		1:35.141
7	30.228	105.0	42.742		22.909	133.1		1:35.879	14								

8 Klaus Bergs (A)									Brabham BT36								
lap	Sect-1	Speed	Sect-2	Speed	Sect-3	Speed	TopSpeed	laptime pit	lap	Sect-1	Speed	Sect-2	Speed	Sect-3	Speed	Topspeed	laptime pit
1		90.6	48.397		24.561	122.0		1:58.226	8	30.951	101.4	44.507		23.922	126.6		1:39.380
2	34.015	100.3	46.348		23.864	117.3		1:44.227	9	31.722	104.7	44.730		24.281	125.6		1:40.733
3	32.132	98.4	45.477		23.351	126.8		1:40.960	10	31.480	101.4	45.282		24.740	125.6		1:41.502
4	31.250	99.3	44.846		25.175	124.2		1:41.271	11	32.068	98.9	44.283		23.162	126.8		1:39.513
5	31.711	98.0	44.576		23.484	126.1		1:39.771	12	31.057	100.5	44.677		23.284	127.5		1:39.018
6	31.006	96.7	44.888		23.621	126.6		1:39.515	13	31.093	98.9	44.594		23.286	125.8		1:38.973
7	31.757	97.4	45.275		23.622	126.8		1:40.654	14								

9 Frazer Gibney (C)									March 782								
lap	Sect-1	Speed	Sect-2	Speed	Sect-3	Speed	TopSpeed	laptime pit	lap	Sect-1	Speed	Sect-2	Speed	Sect-3	Speed	Topspeed	laptime pit
1		101.3	41.258		22.029	133.3		1:37.970	8	29.186	110.2	40.011		21.951	132.3		1:31.148
2	29.121	109.8	40.283		22.417	124.0		1:31.821	9	29.097	109.1	40.486		21.842	134.1		1:31.425
3	29.776	109.8	40.779		22.101	133.6		1:32.656	10	28.949	111.8	41.985		22.763	132.3		1:33.697
4	29.660	111.8	40.247		21.555	136.3		1:31.462	11	28.884	111.3	39.712		21.927	133.3		1:30.523
5	28.905	113.0	39.819		21.988	134.1		1:30.712	12	28.940	111.7	39.918		21.952	132.5		1:30.810
6	29.219	111.8	40.263		21.835	132.5		1:31.317	13	28.744	110.2	39.472		21.525	133.1		1:29.741
7	29.100	110.0	40.544		21.736	134.4		1:31.380	14	28.372	110.6	39.971		21.866	133.1		1:30.209

13 Dean Forward (C)									March 782								
lap	Sect-1	Speed	Sect-2	Speed	Sect-3	Speed	TopSpeed	laptime pit	lap	Sect-1	Speed	Sect-2	Speed	Sect-3	Speed	Topspeed	laptime pit
1		102.3	40.137		20.893	138.0		1:36.146	8	28.728	108.3	39.311		21.155	138.8		1:29.194
2	28.180	108.4	39.343		20.711	139.1		1:28.234	9	28.042	110.4	38.947		20.660	138.5		1:27.649
3	28.088	111.5	39.506		20.905	138.3		1:28.499	10	28.077	111.7	39.314		20.802	138.5		1:28.193
4	27.827	113.4	38.853		20.566	139.4		1:27.246	11	28.162	113.2	38.759		20.674	140.3		1:27.595
5	28.018	109.8	38.844		20.522	139.4		1:27.384	12	28.266	112.0	39.107		20.900	140.3		1:28.273
6	27.787	113.9	39.617		20.669	139.1		1:28.073	13	28.048	113.0	39.211		20.799	139.4		1:28.058
7	27.718	112.0	39.181		21.139	138.5		1:28.038	14	28.502	111.3	39.028		20.855	138.5		1:28.385

17 Max Blees (B)									Brabham BT30								
lap	Sect-1	Speed	Sect-2	Speed	Sect-3	Speed	TopSpeed	laptime pit	lap	Sect-1	Speed	Sect-2	Speed	Sect-3	Speed	Topspeed	laptime pit
1		95.5	46.170		23.414	126.8		1:50.003	8	30.152	102.8	43.079		22.749	124.9		1:35.980
2	31.202	100.2	43.829		23.003	126.1		1:38.034	9	30.327	102.2	42.801		22.803	125.6		1:35.931
3	30.886	102.8	43.355		22.842	125.8		1:37.083	10	30.080	102.8	42.374		22.592	124.0		1:35.046
4	30.287	102.8	42.700		22.800	125.6		1:35.787	11	30.783	101.3	42.128		22.627	126.3		1:35.538
5	30.000	103.1	43.031		22.949	126.1		1:35.980	12	29.679	100.6	44.692		22.632	126.6		1:37.003
6	30.505	101.7	43.071		22.904	124.9		1:36.480	13	30.039	101.4	42.013		22.573	117.5		1:34.625
7	30.232	102.0	42.767		22.712	125.1		1:35.711	14								



Session Start: 12:31:32 - Finish: 12:51:59
 Weather/Track Conditions: Cloud/Dry
 Circuit: Brands Hatch Grand Prix Circuit
 Track Length: 3.916 Km - 2.4330 miles

'Legends of Brands Hatch' Historic Race Meeting - 1 - 3 Jul 2016

HSCC Historic Formula 2 FIA International Series

Race 15 - Sector Analysis

18 Richard Meins (C)									March 762								
lap	Sect-1	Speed	Sect-2	Speed	Sect-3	Speed	TopSpeed	laptime pit	lap	Sect-1	Speed	Sect-2	Speed	Sect-3	Speed	Topspeed	laptime pit
1								1:43.607	8								1:30.489
2								1:32.802	9								1:30.272
3								1:30.404	10								1:30.908
4								1:30.333	11								1:30.137
5								1:31.042	12								1:29.873
6								1:30.211	13								1:29.719
7								1:29.868	14								1:28.817

19 Richard Evans (C)									Chevron B42								
lap	Sect-1	Speed	Sect-2	Speed	Sect-3	Speed	TopSpeed	laptime pit	lap	Sect-1	Speed	Sect-2	Speed	Sect-3	Speed	Topspeed	laptime pit
1		107.7	38.860		20.992	135.2		1:34.239	8	27.868	110.6	38.200		20.760	135.7		1:26.828
2	28.085	111.5	38.427		20.857	135.7		1:27.369	9	27.752	110.9	38.010		20.835	134.9		1:26.597
3	28.055	111.3	38.551		21.003	134.4		1:27.609	10	27.365	112.2	39.161		20.962	134.7		1:27.488
4	27.983	111.3	38.370		20.702	135.5		1:27.055	11	27.411	112.8	38.668		20.759	134.9		1:26.838
5	27.847	111.8	38.354		20.730	135.7		1:26.931	12	28.128	110.0	38.771		20.619	135.5		1:27.518
6	27.859	112.8	38.908		20.672	136.0		1:27.439	13	27.334	112.0	37.830		20.847	134.4		1:26.011
7	27.589	111.7	38.946		20.788	135.2		1:27.323	14	28.104	110.9	38.296		21.674	134.4		1:28.074

22 Mark Dwyer (C)									March 742								
lap	Sect-1	Speed	Sect-2	Speed	Sect-3	Speed	TopSpeed	laptime pit	lap	Sect-1	Speed	Sect-2	Speed	Sect-3	Speed	Topspeed	laptime pit
1		108.8	39.568		21.139	136.0		1:35.361	8	28.227	110.6	39.834		21.221	136.8		1:29.282
2	28.339	110.7	39.128		21.039	137.7		1:28.506	9	28.669	111.1	39.256		21.291	136.6		1:29.216
3	28.010	112.4	39.409		22.079	134.9		1:29.498	10	28.427	110.0	39.839		21.271	136.6		1:29.537
4	28.320	112.0	38.979		20.933	137.4		1:28.232	11	28.407	109.0	39.482		21.305	135.7		1:29.194
5	28.291	112.6	39.734		21.088	136.6		1:29.113	12	28.323	109.3	39.875		21.270	136.8		1:29.468
6	27.898	112.8	39.619		21.431	135.5		1:28.948	13	28.457	108.6	40.935		21.673	134.9		1:31.065
7	28.531	109.1	39.436		21.290	136.8		1:29.257	14	28.529	108.4	39.532		21.267	136.3		1:29.328

32 Steve Seaman (C)									Ralt RT1								
lap	Sect-1	Speed	Sect-2	Speed	Sect-3	Speed	TopSpeed	laptime pit	lap	Sect-1	Speed	Sect-2	Speed	Sect-3	Speed	Topspeed	laptime pit
1		90.0	45.402		23.694	128.5		1:51.208	7	33.343	88.2	44.873		24.961	120.9		1:43.177
2	33.035	100.2	44.338		23.784	128.0		1:41.157	8	33.840	101.4	43.973		23.954	127.3		1:41.767
3	32.064	99.2	44.366		23.538	129.7		1:39.968	9	32.204	98.7	44.119		24.253	125.6		1:40.576
4	33.100	96.3	43.746		23.300	131.8		1:40.146	10	34.386	87.7	45.589		25.421	119.8		1:45.396
5	32.680	96.1	44.642		23.524	131.2		1:40.846	11	34.920	98.0	44.851		23.831	128.0		1:43.602
6	32.464	95.6	43.985		23.388	129.2		1:39.837	12	33.107	96.9	44.096		26.573	100.0		1:43.776

36 Jeremy Wheatley (C)									Surtees TS15								
lap	Sect-1	Speed	Sect-2	Speed	Sect-3	Speed	TopSpeed	laptime pit	lap	Sect-1	Speed	Sect-2	Speed	Sect-3	Speed	Topspeed	laptime pit
1		106.5	41.811		22.265	131.2		1:40.728	8	29.459	112.4	41.351		21.934	132.8		1:32.744
2	29.731	111.7	41.051		21.999	133.3		1:32.781	9	28.930	111.5	41.023		21.925	132.3		1:31.878
3	29.330	111.3	41.153		22.047	132.5		1:32.530	10	29.001	112.4	40.136		21.961	132.3		1:31.098
4	29.137	112.2	39.926		21.895	132.3		1:30.958	11	28.694	113.2	40.608		22.325	132.5		1:31.627
5	29.808	112.2	41.096		22.183	132.3		1:33.087	12	28.975	111.5	40.509		22.012	132.3		1:31.496
6	29.281	112.6	40.987		22.130	133.6		1:32.398	13	28.781	111.8	40.392		21.844	132.3		1:31.017
7	29.251	110.9	40.713		22.123	133.6		1:32.087	14	28.609	111.7	40.012		21.760	132.5		1:30.381

37 Lincoln Small (A)									Brabham BT30								
lap	Sect-1	Speed	Sect-2	Speed	Sect-3	Speed	TopSpeed	laptime pit	lap	Sect-1	Speed	Sect-2	Speed	Sect-3	Speed	Topspeed	laptime pit
1		86.3	48.695		24.719	123.8		1:58.039	7	33.921	92.9	47.968		24.745	126.6		1:46.634
2	34.239	91.4	47.656		24.163	126.1		1:46.058	8	33.342	90.0	47.166		24.536	125.1		1:45.044
3	32.845	97.3	46.899		24.562	125.6		1:44.306	9	33.281	92.4	46.022		23.899	125.6		1:43.202
4	33.204	90.5	47.258		24.641	122.9		1:45.103	10	33.731	91.6	46.292		24.926	124.0		1:44.949
5	33.797	85.7	49.503		25.346	126.3		1:48.646	11	32.621	87.6	48.228		24.294	125.4		1:45.143
6	33.177	91.1	46.640		25.281	117.1		1:45.098	12	32.483	99.8	46.240		24.414	122.0		1:43.137



Session Start: 12:31:32 - Finish: 12:51:59
 Weather/Track Conditions: Cloud/Dry
 Circuit: Brands Hatch Grand Prix Circuit
 Track Length: 3.916 Km - 2.4330 miles

'Legends of Brands Hatch' Historic Race Meeting - 1 - 3 Jul 2016

HSCC Historic Formula 2 FIA International Series

Race 15 - Sector Analysis

39 Martin Bullock (A)									Chevron B17C								
lap	Sect-1	Speed	Sect-2	Speed	Sect-3	Speed	TopSpeed	laptime pit	lap	Sect-1	Speed	Sect-2	Speed	Sect-3	Speed	Topspeed	laptime pit
1		95.2	42.143		21.829	135.5		1:42.299	8	29.970	105.0	41.670		22.186	134.7		1:33.826
2	30.160	104.1	41.999		22.511	136.0		1:34.670	9	30.115	104.2	42.094		22.643	131.8		1:34.852
3	29.705	106.5	41.993		22.378	132.3		1:34.076	10	29.576	106.0	41.542		22.087	132.0		1:33.205
4	29.806	103.9	41.638		22.214	133.6		1:33.658	11	30.145	102.6	41.311		22.141	132.5		1:33.597
5	30.527	105.4	42.029		22.699	131.0		1:35.255	12	29.407	103.3	41.238		22.147	132.3		1:32.792
6	30.332	107.0	41.730		22.084	134.4		1:34.146	13	29.412	102.5	41.606		22.435	130.0		1:33.453
7	29.969	102.8	41.800		22.193	133.6		1:33.962	14								

50 Paul Bason (A)									March 712								
lap	Sect-1	Speed	Sect-2	Speed	Sect-3	Speed	TopSpeed	laptime pit	lap	Sect-1	Speed	Sect-2	Speed	Sect-3	Speed	Topspeed	laptime pit
1		94.0	45.070		23.258	128.2		1:48.472	8	30.015	105.7	41.851		22.307	129.7		1:34.173
2	32.075	101.4	43.114		22.729	130.2		1:37.918	9	30.373	104.2	41.924		22.385	130.0		1:34.682
3	30.970	104.4	42.285		22.837	129.7		1:36.092	10	30.270	103.6	41.797		22.303	130.5		1:34.370
4	30.122	102.2	41.794		22.273	130.0		1:34.189	11	30.762	99.2	41.990		22.393	130.7		1:35.145
5	30.042	105.5	41.529		22.448	130.0		1:34.019	12	29.958	102.0	41.553		22.052	130.2		1:33.563
6	30.094	102.6	41.799		22.357	130.2		1:34.250	13	30.878	102.8	41.179		22.049	130.2		1:34.106
7	30.273	104.1	41.961		22.331	129.0		1:34.565	14								

53 Mark Goldsmith (B)									Elfin 622								
lap	Sect-1	Speed	Sect-2	Speed	Sect-3	Speed	TopSpeed	laptime pit	lap	Sect-1	Speed	Sect-2	Speed	Sect-3	Speed	Topspeed	laptime pit
1		86.4	49.225		25.347	107.7		1:57.897	7	33.852	92.1	48.144		25.111	108.2		1:47.107
2	34.945	90.3	50.334		25.133	113.2		1:50.412	8	33.660	91.9	48.008		25.203	105.2		1:46.871
3	32.938	93.5	48.139		25.117	111.5		1:46.194	9	33.658	92.0	47.541		24.847	112.0		1:46.046
4	32.895	93.8	48.113		25.503	109.3		1:46.511	10	34.314	88.0	48.486		25.321	109.5		1:48.121
5	33.092	91.4	48.590		24.983	109.7		1:46.665	11	33.084	92.0	48.695		26.167	111.8		1:47.946
6	33.027	93.3	48.539		24.975	111.3		1:46.541	12	33.240	93.1	48.388		25.959	104.9		1:47.587

85 Christopher Lillingston-Price (C)									Chevron B40								
lap	Sect-1	Speed	Sect-2	Speed	Sect-3	Speed	TopSpeed	laptime pit	lap	Sect-1	Speed	Sect-2	Speed	Sect-3	Speed	Topspeed	laptime pit
1		99.0	41.959		22.275	134.7		1:41.256	8	29.263	112.2	42.422		21.976	135.7		1:33.661
2	30.225	109.0	40.939		21.814	135.7		1:32.978	9	29.353	111.1	40.662		22.014	134.4		1:32.029
3	29.490	111.3	40.836		21.937	134.4		1:32.263	10	29.094	112.0	40.446		21.502	134.9		1:31.042
4	30.046	109.8	41.047		21.850	134.4		1:32.943	11	28.552	111.3	40.366		22.172	134.9		1:31.090
5	29.458	111.1	40.967		21.927	134.4		1:32.352	12	28.875	112.6	40.412		21.589	134.7		1:30.876
6	29.530	110.6	41.142		21.895	134.4		1:32.567	13	28.819	110.4	40.116		21.346	134.4		1:30.281
7	29.643	108.4	41.062		21.902	134.7		1:32.607	14	29.133	109.8	39.991		21.559	133.9		1:30.683

117 Michael Bletsoe-Brown (C)									Chevron B27								
lap	Sect-1	Speed	Sect-2	Speed	Sect-3	Speed	TopSpeed	laptime pit	lap	Sect-1	Speed	Sect-2	Speed	Sect-3	Speed	Topspeed	laptime pit
1		99.5	44.762		22.753	132.3		1:48.621	8	29.732	108.4	41.219		22.029	132.8		1:32.980
2	30.050	100.0	41.891		22.188	132.3		1:34.129	9	29.629	99.3	41.385		22.118	132.0		1:33.132
3	30.232	105.0	41.870		22.193	132.0		1:34.295	10	30.210	109.0	41.354		22.498	130.7		1:34.062
4	30.010	105.5	41.851		22.109	131.0		1:33.970	11	29.997	107.9	41.233		21.761	133.3		1:32.991
5	30.234	107.4	41.936		22.251	130.7		1:34.421	12	29.112	108.6	41.239		21.852	130.5		1:32.203
6	29.884	108.4	41.715		22.026	132.0		1:33.625	13	30.185	105.4	41.047		21.884	131.0		1:33.116
7	30.617	108.8	41.503		22.026	132.3		1:34.146	14								



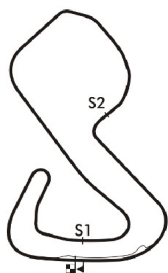
Session Start: 12:31:32 - Finish: 12:51:59
 Weather/Track Conditions: Cloud/Dry
 Circuit: Brands Hatch Grand Prix Circuit
 Track Length: 3.916 Km - 2.4330 miles

'Legends of Brands Hatch' Historic Race Meeting - 1 - 3 Jul 2016

HSCC Historic Formula 2 FIA International Series

Race 15 - Best Sector Times

POS	NO	DRIVER/S	Sector 1			Sector 2			Sector 3			IDEAL LAP	BEST LAP	On
			TIME	LAP	POS	TIME	LAP	POS	TIME	LAP	POS			
1	19	Richard Evans	27.334	13	1	37.830	13	1	20.619	12	2	1:25.783	1:26.011	13
2	13	Dean Forward	27.718	7	2	38.759	11	2	20.522	5	1	1:26.999	1:27.246	4
3	22	Mark Dwyer	27.898	6	3	38.979	4	3	20.933	4	3	1:27.810	1:28.232	4
4	18	Richard Meins											1:28.817	14
5	9	Frazer Gibney	28.372	14	4	39.472	13	4	21.525	13	5	1:29.369	1:29.741	13
6	36	Jeremy Wheatley	28.609	14	6	39.926	4	5	21.760	14	6	1:30.295	1:30.381	14
7	85	Christopher Lillingston-Price	28.552	11	5	39.991	14	6	21.346	13	4	1:29.889	1:30.281	13
8	1	Robert Simac	29.226	7	8	40.824	7	7	22.102	2	10	1:32.152	1:32.245	7
9	39	Martin Bullock	29.407	12	9	41.238	12	10	21.829	1	8	1:32.474	1:32.792	12
10	117	Michael Bletsoe-Brown	29.112	12	7	41.047	13	8	21.761	11	7	1:31.920	1:32.203	12
11	50	Paul Bason	29.958	12	12	41.179	13	9	22.049	13	9	1:33.186	1:33.563	12
12	5	Mike Barnby	29.874	12	11	41.974	10	11	22.282	11	11	1:34.130	1:35.141	13
13	17	Max Blees	29.679	12	10	42.013	13	12	22.573	13	12	1:34.265	1:34.625	13
14	8	Klaus Bergs	30.951	8	13	44.283	11	14	23.162	11	13	1:38.396	1:38.973	13
15	32	Steve Seaman	32.064	3	14	43.746	4	13	23.300	4	14	1:39.110	1:39.837	6
16	37	Lincoln Small	32.483	12	15	46.022	9	15	23.899	9	15	1:42.404	1:43.137	12
17	53	Mark Goldsmith	32.895	4	16	47.541	9	16	24.847	9	16	1:45.283	1:46.046	9



Session Start: 12:31:32 - Finish: 12:51:59
Weather/Track Conditions: Cloud/Dry
Circuit: Brands Hatch Grand Prix Circuit
Track Length: 3.916 Km - 2.4330 miles

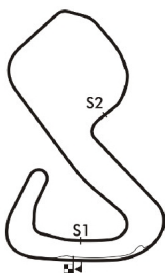


'Legends of Brands Hatch' Historic Race Meeting - 1 - 3 Jul 2016

HSCC Historic Formula 2 FIA International Series

Race 15 - Best Sector Speeds

	NO	SECTOR 1	MPH	NO	SECTOR 2	MPH	NO	SECTOR 3	MPH
1	13	Dean Forward	113.9		NO SPEED TRAP		13	Dean Forward	140.3
2	36	Jeremy Wheatley	113.2				22	Mark Dwyer	137.7
3	9	Frazer Gibney	113.0				1	Robert Simac	136.3
4	19	Richard Evans	112.8				9	Frazer Gibney	136.3
5	22	Mark Dwyer	112.8				19	Richard Evans	136.0
6	85	Christopher Lillingston-Price	112.6				39	Martin Bullock	136.0
7	1	Robert Simac	110.0				85	Christopher Lillingston-Price	135.7
8	117	Michael Bletsoe-Brown	109.0				5	Mike Barnby	135.5
9	5	Mike Barnby	107.6				36	Jeremy Wheatley	133.6
10	39	Martin Bullock	107.0				117	Michael Bletsoe-Brown	133.3
11	50	Paul Bason	105.7				32	Steve Seaman	131.8
12	8	Klaus Bergs	104.7				50	Paul Bason	130.7
13	17	Max Blees	103.1				8	Klaus Bergs	127.5
14	32	Steve Seaman	101.4				17	Max Blees	126.8
15	37	Lincoln Small	99.8				37	Lincoln Small	126.6
16	53	Mark Goldsmith	93.8				53	Mark Goldsmith	113.2
17	18	Richard Meins	0.0				18	Richard Meins	0.0



Session Start: 12:31:32 - Finish: 12:51:59
Weather/Track Conditions: Cloud/Dry
Circuit: Brands Hatch Grand Prix Circuit
Track Length: 3.916 Km - 2.4330 miles

'Legends of Brands Hatch' Historic Race Meeting - 1 - 3 Jul 2016

HSCC Historic Formula 2 FIA International Series

Race 15 - Lap Chart

Lap 1			Lap 2			Lap 3			Lap 4			Lap 5			Lap 6		
NO	Behind	Laptime	NO	Behind	Laptime	NO	Behind	Laptime	NO	Behind	Laptime	NO	Behind	Laptime	NO	Behind	Laptime
19		1:34.239	19		1:27.369	19		1:27.609	19		1:27.055	19		1:26.931	19		1:27.439
22	1.122	1:35.361	22	2.259	1:28.506	13	3.662	1:28.499	13	3.853	1:27.246	13	4.306	1:27.384	13	4.940	1:28.073
13	1.907	1:36.146	13	2.772	1:28.234	22	4.148	1:29.498	22	5.325	1:28.232	22	7.507	1:29.113	22	9.016	1:28.948
9	3.731	1:37.970	9	8.183	1:31.821	9	13.230	1:32.656	9	17.637	1:31.462	9	21.418	1:30.712	37	1 LAP	1:48.646
36	6.489	1:40.728	36	11.901	1:32.781	36	16.822	1:32.530	36	20.725	1:30.958	18	24.985	1:31.042	53	1 LAP	1:46.665
85	7.017	1:41.256	85	12.626	1:32.978	85	17.280	1:32.263	18	20.874	1:30.333	36	26.881	1:33.087	9	25.296	1:31.317
39	8.060	1:42.299	18	14.801	1:32.802	18	17.596	1:30.404	85	23.168	1:32.943	85	28.589	1:32.352	18	27.757	1:30.211
1	9.195	1:43.434	39	15.361	1:34.670	39	21.828	1:34.076	39	28.431	1:33.658	1	34.958	1:33.254	36	31.840	1:32.398
18	9.368	1:43.607	1	15.920	1:34.094	1	22.185	1:33.874	1	28.635	1:33.505	39	36.755	1:35.255	85	33.717	1:32.567
50	14.233	1:48.472	117	21.142	1:34.129	117	27.828	1:34.295	117	34.743	1:33.970	117	42.233	1:34.421	1	40.950	1:33.431
117	14.382	1:48.621	50	24.782	1:37.918	50	33.265	1:36.092	50	40.399	1:34.189	50	47.487	1:34.019	39	43.462	1:34.146
5	15.067	1:49.306	5	25.466	1:37.768	5	33.820	1:35.963	5	42.599	1:35.834	5	52.280	1:36.612	117	48.419	1:33.625
17	15.764	1:50.003	17	26.429	1:38.034	17	35.903	1:37.083	17	44.635	1:35.787	17	53.684	1:35.980	50	54.298	1:34.250
32	16.969	1:51.208	32	30.757	1:41.157	32	43.116	1:39.968	32	56.207	1:40.146	32	1:10.122	1:40.846	5	1:01.018	1:36.177
53	23.658	1:57.897	8	40.845	1:44.227	8	54.196	1:40.960	8	1:08.412	1:41.271	8	1:21.252	1:39.771	17	1:02.725	1:36.480
37	23.800	1:58.039	37	42.489	1:46.058	37	59.186	1:44.306	37	1:17.234	1:45.103				32	1:22.520	1:39.837
8	23.987	1:58.226	53	46.701	1:50.412	53	1:05.286	1:46.194	53	1:24.742	1:46.511						

Session Start: 12:31:32 - Finish: 12:51:59

Weather/Track Conditions: Cloud/Dry

Circuit: Brands Hatch Grand Prix Circuit

Track Length: 3.916 Km - 2.4330 miles

'Legends of Brands Hatch' Historic Race Meeting - 1 - 3 Jul 2016

HSCC Historic Formula 2 FIA International Series

Race 15 - Lap Chart

Lap 7			Lap 8			Lap 9			Lap 10			Lap 11			Lap 12		
NO	Behind	Laptime	NO	Behind	Laptime	NO	Behind	Laptime	NO	Behind	Laptime	NO	Behind	Laptime	NO	Behind	Laptime
19		1:27.323	19		1:26.828	19		1:26.597	19		1:27.488	19		1:26.838	19		1:27.518
13	5.655	1:28.038	13	8.021	1:29.194	13	9.073	1:27.649	5	1 LAP	1:35.930	53	2 LAPS	1:46.046	50	1 LAP	1:35.145
8	1 LAP	1:39.515	32	1 LAP	1:43.177	22	16.023	1:29.216	17	1 LAP	1:35.931	5	1 LAP	1:35.349	13	11.290	1:28.273
22	10.950	1:29.257	22	13.404	1:29.282	32	1 LAP	1:41.767	13	9.778	1:28.193	17	1 LAP	1:35.046	37	2 LAPS	1:44.949
37	1 LAP	1:45.098	8	1 LAP	1:40.654	8	1 LAP	1:39.380	22	18.072	1:29.537	13	10.535	1:27.595	5	1 LAP	1:35.762
9	29.353	1:31.380	9	33.673	1:31.148	18	37.638	1:30.272	32	1 LAP	1:40.576	22	20.428	1:29.194	17	1 LAP	1:35.538
18	30.302	1:29.868	18	33.963	1:30.489	9	38.501	1:31.425	18	41.058	1:30.908	18	44.357	1:30.137	22	22.378	1:29.468
53	1 LAP	1:46.541	36	42.520	1:32.744	36	47.801	1:31.878	9	44.710	1:33.697	9	48.395	1:30.523	53	2 LAPS	1:48.121
36	36.604	1:32.087	85	45.834	1:33.661	85	51.266	1:32.029	8	1 LAP	1:40.733	36	56.200	1:31.627	18	46.712	1:29.873
85	39.001	1:32.607	37	1 LAP	1:46.634	1	58.762	1:33.358	36	51.411	1:31.098	32	1 LAP	1:45.396	9	51.687	1:30.810
1	45.872	1:32.245	1	52.001	1:32.957	39	1:05.354	1:34.852	85	54.820	1:31.042	85	59.072	1:31.090	36	1:00.178	1:31.496
39	50.101	1:33.962	53	1 LAP	1:47.107	37	1 LAP	1:45.044	1	1:03.815	1:32.541	8	1 LAP	1:41.502	85	1:02.430	1:30.876
117	55.242	1:34.146	39	57.099	1:33.826	117	1:07.929	1:33.132	39	1:11.071	1:33.205	1	1:09.801	1:32.824	8	1 LAP	1:39.513
50	1:01.540	1:34.565	117	1:01.394	1:32.980	53	1 LAP	1:46.871	117	1:14.503	1:34.062	39	1:17.830	1:33.597	32	1 LAP	1:43.602
5	1:09.574	1:35.879	50	1:08.885	1:34.173	50	1:16.970	1:34.682	37	1 LAP	1:43.202	117	1:20.656	1:32.991	1	1:14.580	1:32.297
17	1:11.113	1:35.711	5	1:18.374	1:35.628				50	1:23.852	1:34.370				39	1:23.104	1:32.792
			17	1:20.265	1:35.980										117	1:25.341	1:32.203

Session Start: 12:31:32 - Finish: 12:51:59

Weather/Track Conditions: Cloud/Dry

Circuit: Brands Hatch Grand Prix Circuit

Track Length: 3.916 Km - 2.4330 miles

'Legends of Brands Hatch' Historic Race Meeting - 1 - 3 Jul 2016

HSCC Historic Formula 2 FIA International Series

Race 15 - Lap Chart

Lap 13			Lap 14		
NO	Behind	Laptime	NO	Behind	Laptime
19		1:26.011	19		1:28.074
50	1 LAP	1:33.563	39	1 LAP	1:33.453
13	13.337	1:28.058	32	2 LAPS	1:43.776
22	27.432	1:31.065	117	1 LAP	1:33.116
5	1 LAP	1:37.005	13	13.648	1:28.385
17	1 LAP	1:37.003	50	1 LAP	1:34.106
37	2 LAPS	1:45.143	22	28.686	1:29.328
18	50.420	1:29.719	5	1 LAP	1:35.141
53	2 LAPS	1:47.946	17	1 LAP	1:34.625
9	55.417	1:29.741	37	2 LAPS	1:43.137
36	1:05.184	1:31.017	18	51.163	1:28.817
85	1:06.700	1:30.281	9	57.552	1:30.209
1	1:22.115	1:33.546	36	1:07.491	1:30.381
8	1 LAP	1:39.018	85	1:09.309	1:30.683
			53	2 LAPS	1:47.587
			1	1:26.650	1:32.609
			8	1 LAP	1:38.973

Session Start: 12:31:32 - Finish: 12:51:59
Weather/Track Conditions: Cloud/Dry
Circuit: Brands Hatch Grand Prix Circuit
Track Length: 3.916 Km - 2.4330 miles

'Legends of Brands Hatch' Historic Race Meeting - 1 - 3 Jul 2016

HSCC Classic Formula 3 supported by MB Wheels

Race 16 - Classification

Sheet No:

POS	NO	DRIVER/S	CLASS	CLASS POS	CAR MAKE / MODEL	TIME	LAPS	GAP	DIFF	MPH	BEST	ON
1	80	Valerio Leone	FR3	1	March 783	20:12.798	13	-- 13 laps		93.88	1:31.980	7
2	1	Maxim Bartell	A	1	Chevron B34	20:15.199	13	2.401	2.401	93.70	1:32.285	9
3	20	Gaius Ghinn	A	2	Ralt RT3	20:15.469	13	2.671	0.270	93.68	1:32.300	9
4	21	Fred Lajoux	FR3	2	Chevron B43	20:16.608	13	3.810	1.139	93.59	1:32.046	10
5	77	Ian Flux	A	3	March 783	20:16.778	13	3.980	0.170	93.57	1:31.586	7
6	7	Richard Trott	A	4	Chevron B43	20:31.183	13	18.385	14.405	92.48	1:32.631	12
7	52	Fabrice Notari	FR3	3	Ralt RT3	20:33.189	13	20.391	2.006	92.33	1:33.215	7
8	2	Eric Martin	FR3	4	Martini MK39	20:33.639	13	20.841	0.450	92.30	1:33.362	5
9	33	Pascal Gerbout	FR3	5	Ralt RT3	20:34.627	13	21.829	0.988	92.22	1:33.549	5
10	81	Davide Leone	FR3	6	Ralt RT3	20:35.156	13	22.358	0.529	92.18	1:33.076	13
11	22	Laurent Vallery-Masson	FR3	7	Ralt RT3	20:44.356	13	31.558	9.200	91.50	1:34.288	5
12	214	Christian Olsen	A	5	Martini MK39	20:49.699	13	36.901	5.343	91.11	1:33.523	6
13	58	Pat Gormley	A	6	Safir RJF3	21:07.754	13	54.956	18.055	89.81	1:35.301	9
14	122	Geoffrey Hoodless	A	7	March 813	21:08.068	13	55.270	0.314	89.79	1:35.828	11
15	29	Jonathan Price	A	8	March 783	21:26.542	13	1:13.744	18.474	88.50	1:36.519	10
16	47	Adrian Langridge	B	1	Dastle Mk10	21:27.785	13	1:14.987	1.243	88.41	1:36.497	11
17	70	Richard Smeeton	A	9	Modus M1	21:37.812	13	1:25.014	10.027	87.73	1:37.800	10
18	11	Bruno Huber	A	10	Argo JM1	21:42.444	13	1:29.646	4.632	87.42	1:38.157	10
19	27	Glenn Eagling	B	2	Ensign LNF3	21:44.394	13	1:31.596	1.950	87.29	1:38.636	10
20	130	Gianpolo Poffe	FR3	8	March 773	20:13.916	12	-- 12 laps	8.165	86.58	1:38.795	7
21	51	Jennifer Ridgway	A	11	Reynard SF78	20:15.574	12	1.658	1.658	86.46	1:38.566	9
22	301	Marco Fumagalli	B	3	GRD F373	20:19.018	12	5.102	3.444	86.22	1:38.468	11
23	28	Nick Taylor	A	12	Chevron B38	20:26.391	12	12.475	7.373	85.70	1:39.703	9
24	193	Rudolf Ernst	A	13	Ralt RT1	20:30.694	12	16.778	4.303	85.40	1:40.156	8
25	63	Matthew Sturmer	A	14	Ralt RT3	20:40.002	12	26.086	9.308	84.76	1:36.198	6
26	69	Albert Clements	B	4	Lotus 69	21:27.730	12	1:13.814	47.728	81.62	1:44.230	6
27	93	Angela Grasso	FR3	9	Ralt RT1	21:21.194	11	-- 11 laps	1:39.912	75.20	1:49.691	10

----- NOT CLASSIFIED -----

DNF 15	Mick Whitehead	C	Reynard SF79	18:15.101	11	-- 11 laps		87.97	1:35.385	10
DNF 55	Francesco Macri	FR3	Ralt RT3	17:09.499	10	-- 10 laps	30.862	85.07	1:37.826	7
DNF 25	Bernard Honnorat	FR3	Ralt RT3	14:36.168	9	-- 9 laps --		89.97	1:34.506	9
DNF 8	Cameron Jackson	A	March 813	9:21.130	6	-- 6 laps --		93.65	1:31.242	5
DNF 217	Tom Olsen	A	Martini MK39	4:52.641	3	-- 3 laps --	6.767	89.79	1:34.764	2

----- FASTEST LAP SUMMARY -----

NO	DRIVER/S	CLASS	CAR MAKE / MODEL	FASTEST LAP	ON	MPH
8	Cameron Jackson	A	March 813	1:31.242	5	95.99
80	Valerio Leone	FR3	March 783	1:31.980	7	95.22
15	Mick Whitehead	C	Reynard SF79	1:35.385	10	91.83
47	Adrian Langridge	B	Dastle Mk10	1:36.497	11	90.77

Session Start: 13:06:13 - Finish: 13:26:25

Weather/Track Conditions: Cloud/Dry

Circuit: Brands Hatch Grand Prix Circuit

Track Length: 3.916 Km - 2.4330 miles

These results are provisional until the conclusion of any judicial and technical matters.

Clerk of the Course: Julian Floyd	Timekeeper: Nick Palmer	Issued at:
--	--------------------------------	------------

'Legends of Brands Hatch' Historic Race Meeting - 1 - 3 Jul 2016

HSCC Classic Formula 3 supported by MB Wheels

Race 16 - Sector Analysis

1 Maxim Bartell (A)									Chevron B34										
lap	Sect-1	Speed	Sect-2	Speed	Sect-3	Speed	TopSpeed	laptime	pit	lap	Sect-1	Speed	Sect-2	Speed	Sect-3	Speed	Topspeed	laptime	pit
1		99.3	41.954		22.771	122.0		1:38.450		8	29.167	100.9	41.240		22.354	123.5		1:32.761	
2	29.839	99.5	41.491		22.647	122.6		1:33.977		9	29.132	102.3	40.895		22.258	122.9		1:32.285	
3	29.241	101.3	41.061		22.505	121.5		1:32.807		10	29.158	102.3	41.472		22.439	124.0		1:33.069	
4	29.276	100.6	40.934		22.324	122.6		1:32.534		11	29.235	101.7	40.955		22.783	122.4		1:32.973	
5	29.448	100.2	41.390		22.277	123.1		1:33.115		12	29.864	100.9	41.301		22.178	122.9		1:33.343	
6	29.216	100.3	41.478		22.539	122.9		1:33.233		13	29.178	100.5	42.357		22.677	122.0		1:34.212	
7	29.242	101.3	40.966		22.232	124.0		1:32.440		14									

2 Eric Martin (FR3)									Martini MK39										
lap	Sect-1	Speed	Sect-2	Speed	Sect-3	Speed	TopSpeed	laptime	pit	lap	Sect-1	Speed	Sect-2	Speed	Sect-3	Speed	Topspeed	laptime	pit
1		97.0	42.631		22.859	120.9		1:40.691		8	30.479	100.6	42.536		22.520	121.8		1:35.535	
2	29.763	100.3	42.161		22.489	121.5		1:34.413		9	29.561	100.6	43.126		22.472	120.9		1:35.159	
3	29.654	101.1	41.822		22.602	120.9		1:34.078		10	29.196	101.4	42.583		22.461	122.2		1:34.240	
4	29.710	101.3	41.921		22.659	121.3		1:34.290		11	29.355	99.5	43.509		22.664	121.8		1:35.528	
5	29.136	101.9	41.663		22.563	120.7		1:33.362		12	29.560	101.1	41.564		22.318	122.2		1:33.442	
6	30.116	100.5	42.649		22.550	121.5		1:35.315		13	29.443	100.2	42.111		22.565	121.5		1:34.119	
7	29.184	100.6	41.778		22.505	121.8		1:33.467		14									

7 Richard Trott (A)									Chevron B43										
lap	Sect-1	Speed	Sect-2	Speed	Sect-3	Speed	TopSpeed	laptime	pit	lap	Sect-1	Speed	Sect-2	Speed	Sect-3	Speed	Topspeed	laptime	pit
1		99.0	42.634		23.612	121.8		1:40.973		8	29.680	100.6	42.448		22.730	122.0		1:34.858	
2	29.897	100.9	42.023		22.991	121.5		1:34.911		9	29.435	100.3	43.089		22.442	122.6		1:34.966	
3	29.577	100.5	41.372		23.415	121.1		1:34.364		10	29.370	101.6	41.848		22.289	122.0		1:33.507	
4	29.986	99.3	41.323		22.725	121.3		1:34.034		11	29.669	99.8	42.963		22.170	121.3		1:34.802	
5	29.556	101.4	41.573		22.499	120.0		1:33.628		12	29.116	100.8	41.042		22.473	119.6		1:32.631	
6	29.418	101.9	42.828		22.707	122.6		1:34.953		13	29.099	101.1	41.783		22.818	110.7		1:33.700	
7	29.732	100.9	41.522		22.602	121.3		1:33.856		14									

8 Cameron Jackson (A)									March 813										
lap	Sect-1	Speed	Sect-2	Speed	Sect-3	Speed	TopSpeed	laptime	pit	lap	Sect-1	Speed	Sect-2	Speed	Sect-3	Speed	Topspeed	laptime	pit
1		99.6	42.156		22.612	124.9		1:40.064		4	29.054	103.1	41.065		22.341	125.4		1:32.460	
2	29.930	103.0	41.328		22.719	124.9		1:33.977		5	28.841	104.7	40.597		21.804	125.6		1:31.242	
3	29.236	102.0	40.588		22.009	125.6		1:31.833		6	28.971	102.3	40.813		21.770	125.1		1:31.554	

11 Bruno Huber (A)									Argo JM1										
lap	Sect-1	Speed	Sect-2	Speed	Sect-3	Speed	TopSpeed	laptime	pit	lap	Sect-1	Speed	Sect-2	Speed	Sect-3	Speed	Topspeed	laptime	pit
1		91.9	46.229		24.355	120.2		1:50.189		8	32.544	94.3	44.660		23.400	123.1		1:40.604	
2	31.743	99.3	44.749		23.733	122.0		1:40.225		9	31.878	99.6	44.449		23.103	123.3		1:39.430	
3	31.959	98.3	44.534		23.546	120.4		1:40.039		10	31.224	98.2	43.791		23.142	123.3		1:38.157	
4	32.027	98.3	43.871		23.890	122.0		1:39.788		11	31.302	97.2	44.159		23.084	123.1		1:38.545	
5	31.707	97.4	44.181		23.222	122.4		1:39.110		12	31.311	98.3	44.394		23.425	122.2		1:39.130	
6	31.547	99.0	43.898		23.300	122.4		1:38.745		13	31.158	96.6	44.280		23.194	122.6		1:38.632	
7	31.631	97.4	44.509		23.710	122.2		1:39.850		14									

15 Mick Whitehead (C)									Reynard SF79										
lap	Sect-1	Speed	Sect-2	Speed	Sect-3	Speed	TopSpeed	laptime	pit	lap	Sect-1	Speed	Sect-2	Speed	Sect-3	Speed	Topspeed	laptime	pit
1		90.3	48.304		24.170	119.0		1:54.895		7	30.712	97.9	43.713		23.356	121.3		1:37.781	
2	32.137	94.2	44.499		24.082	119.8		1:40.718		8	31.720	95.2	42.897		23.683	119.2		1:38.300	
3	31.286	96.9	43.533		23.669	119.8		1:38.488		9	30.159	98.9	43.366		23.154	120.7		1:36.679	
4	30.870	97.0	44.738		23.979	119.4		1:39.587		10	30.057	99.2	42.411		22.917	120.7		1:35.385	
5	30.955	97.7	44.360		23.472	120.2		1:38.787		11	29.969	99.0	42.943		23.552	119.8		1:36.464	
6	31.024	96.5	43.287		23.706	120.2		1:38.017		12									



Session Start: 13:06:13 - Finish: 13:26:25
 Weather/Track Conditions: Cloud/Dry
 Circuit: Brands Hatch Grand Prix Circuit
 Track Length: 3.916 Km - 2.4330 miles

'Legends of Brands Hatch' Historic Race Meeting - 1 - 3 Jul 2016

HSCC Classic Formula 3 supported by MB Wheels

Race 16 - Sector Analysis

20 Gaius Ghinn (A)									Ralt RT3								
lap	Sect-1	Speed	Sect-2	Speed	Sect-3	Speed	TopSpeed	laptime pit	lap	Sect-1	Speed	Sect-2	Speed	Sect-3	Speed	Topspeed	laptime pit
1		98.9	42.060		22.290	120.4		1:37.518	8	29.312	102.0	41.613		22.304	122.4		1:33.229
2	29.407	101.1	41.369		22.369	121.3		1:33.145	9	29.038	102.3	41.123		22.139	121.3		1:32.300
3	29.375	101.6	41.377		22.287	120.4		1:33.039	10	29.258	102.0	41.539		22.184	122.6		1:32.981
4	29.294	101.4	41.429		22.163	121.3		1:32.886	11	29.444	101.4	41.015		23.093	119.4		1:33.552
5	29.260	101.6	41.162		22.156	121.5		1:32.578	12	30.212	102.0	41.582		22.220	122.2		1:34.014
6	29.790	100.2	41.747		22.193	122.0		1:33.730	13	29.197	102.5	42.224		22.351	122.4		1:33.772
7	29.360	101.4	41.162		22.203	122.0		1:32.725	14								

21 Fred Lajoux (FR3)									Chevron B43								
lap	Sect-1	Speed	Sect-2	Speed	Sect-3	Speed	TopSpeed	laptime pit	lap	Sect-1	Speed	Sect-2	Speed	Sect-3	Speed	Topspeed	laptime pit
1		101.4	42.939		22.486	124.0		1:39.613	8	29.065	104.2	41.004		22.441	125.4		1:32.510
2	29.755	103.3	41.676		22.779	124.2		1:34.210	9	29.271	104.1	40.681		22.173	125.1		1:32.125
3	29.703	103.6	41.155		22.394	124.2		1:33.252	10	29.110	104.2	40.714		22.222	127.0		1:32.046
4	29.410	103.3	41.212		22.263	124.7		1:32.885	11	29.268	104.7	41.054		22.372	125.8		1:32.694
5	29.082	104.2	40.979		22.191	125.4		1:32.252	12	30.556	100.8	41.758		22.550	125.1		1:34.864
6	29.593	103.7	42.204		22.297	125.6		1:34.094	13	29.417	102.8	41.605		22.714	124.7		1:33.736
7	29.304	103.0	40.816		22.207	125.8		1:32.327	14								

22 Laurent Vallery-Masson (FR3)									Ralt RT3								
lap	Sect-1	Speed	Sect-2	Speed	Sect-3	Speed	TopSpeed	laptime pit	lap	Sect-1	Speed	Sect-2	Speed	Sect-3	Speed	Topspeed	laptime pit
1		97.6	43.805		23.311	119.4		1:43.915	8	30.560	100.5	42.712		22.614	122.0		1:35.886
2	30.958	99.3	42.719		22.639	122.2		1:36.316	9	29.955	100.3	42.012		22.468	122.4		1:34.435
3	29.862	99.8	42.292		22.531	121.8		1:34.685	10	30.683	98.0	42.728		22.641	123.1		1:36.052
4	29.986	98.6	42.563		22.436	122.2		1:34.985	11	29.869	99.9	42.321		23.038	122.2		1:35.228
5	29.816	101.1	41.885		22.587	122.2		1:34.288	12	29.926	101.1	42.204		22.683	121.5		1:34.813
6	29.618	99.2	41.961		23.052	121.8		1:34.631	13	29.889	100.0	42.078		22.580	121.5		1:34.547
7	29.669	101.4	42.278		22.628	122.2		1:34.575	14								

25 Bernard Honorat (FR3)									Ralt RT3								
lap	Sect-1	Speed	Sect-2	Speed	Sect-3	Speed	TopSpeed	laptime pit	lap	Sect-1	Speed	Sect-2	Speed	Sect-3	Speed	Topspeed	laptime pit
1		97.0	44.245		23.415	122.2		1:47.338	6	30.301	99.8	42.528		22.755	124.0		1:35.584
2	31.636	97.7	44.283		23.323	122.2		1:39.242	7	29.834	99.6	42.585		22.917	123.5		1:35.336
3	30.285	98.7	42.271		22.947	122.6		1:35.503	8	29.883	98.7	42.288		22.722	123.1		1:34.893
4	30.886	98.4	43.666		23.842	122.6		1:38.394	9	30.048	99.0	41.904		22.554	123.3		1:34.506
5	30.264	99.9	42.338		22.770	122.6		1:35.372	10								

27 Glenn Eagling (B)									Ensign LNF3								
lap	Sect-1	Speed	Sect-2	Speed	Sect-3	Speed	TopSpeed	laptime pit	lap	Sect-1	Speed	Sect-2	Speed	Sect-3	Speed	Topspeed	laptime pit
1		90.5	47.968		24.228	114.9		1:52.447	8	31.115	96.1	44.144		23.831	115.7		1:39.090
2	31.274	94.4	44.953		23.859	116.3		1:40.086	9	31.446	94.6	44.654		23.562	116.3		1:39.662
3	31.119	95.6	44.848		23.873	115.1		1:39.840	10	30.887	96.2	44.065		23.684	115.5		1:38.636
4	31.687	92.5	44.331		23.941	115.7		1:39.959	11	30.869	95.8	43.972		23.823	114.5		1:38.664
5	30.916	95.5	44.165		23.972	114.9		1:39.053	12	31.243	93.9	44.352		23.862	115.5		1:39.457
6	31.027	95.8	44.137		23.996	114.9		1:39.160	13	30.947	94.6	44.008		23.688	114.9		1:38.643
7	31.321	95.5	44.521		23.855	114.1		1:39.697	14								

28 Nick Taylor (A)									Chevron B38								
lap	Sect-1	Speed	Sect-2	Speed	Sect-3	Speed	TopSpeed	laptime pit	lap	Sect-1	Speed	Sect-2	Speed	Sect-3	Speed	Topspeed	laptime pit
1		89.9	48.265		24.613	117.1		1:54.808	7	31.475	95.5	45.530		23.897	119.6		1:40.902
2	33.168	90.5	46.460		24.473	117.7		1:44.101	8	31.578	94.6	44.709		24.172	118.1		1:40.459
3	31.788	95.2	45.014		23.882	119.0		1:40.684	9	31.558	95.1	44.482		23.663	119.4		1:39.703
4	31.485	95.1	44.841		24.519	119.6		1:40.845	10	31.472	95.8	44.926		23.900	119.0		1:40.298
5	31.939	94.4	44.822		23.862	120.2		1:40.623	11	31.243	95.2	48.188		24.371	119.0		1:43.802
6	31.363	93.9	44.662		24.022	118.5		1:40.047	12	31.312	95.2	44.924		23.883	118.7		1:40.119



Session Start: 13:06:13 - Finish: 13:26:25
 Weather/Track Conditions: Cloud/Dry
 Circuit: Brands Hatch Grand Prix Circuit
 Track Length: 3.916 Km - 2.4330 miles

'Legends of Brands Hatch' Historic Race Meeting - 1 - 3 Jul 2016

HSCC Classic Formula 3 supported by MB Wheels

Race 16 - Sector Analysis

29 Jonathan Price (A)									March 783								
lap	Sect-1	Speed	Sect-2	Speed	Sect-3	Speed	TopSpeed	laptime pit	lap	Sect-1	Speed	Sect-2	Speed	Sect-3	Speed	Topspeed	laptime pit
1		95.4	44.535		23.579	114.9		1:46.790	8	30.385	98.9	43.816		23.701	119.0		1:37.902
2	32.583	96.2	45.089		24.319	120.0		1:41.991	9	31.551	90.4	43.367		23.054	119.6		1:37.972
3					23.547	119.6		1:40.696	10	30.674	97.0	42.965		22.880	121.1		1:36.519
4	31.246	96.7	44.726		23.715	119.0		1:39.687	11	30.531	99.3	43.074		23.229	120.2		1:36.834
5	30.972	95.0	43.864		23.441	120.4		1:38.277	12	30.645	99.0	43.018		23.438	119.6		1:37.101
6	30.556	96.9	43.691		23.158	120.7		1:37.405	13	30.784	99.6	43.550		24.011	119.2		1:38.345
7	30.243	97.9	43.155		23.625	119.0		1:37.023	14								

33 Pascal Gerbout (FR3)									Ralt RT3								
lap	Sect-1	Speed	Sect-2	Speed	Sect-3	Speed	TopSpeed	laptime pit	lap	Sect-1	Speed	Sect-2	Speed	Sect-3	Speed	Topspeed	laptime pit
1		96.5	42.881		22.918	120.9		1:41.587	8	29.833	98.2	42.256		22.954	122.9		1:35.043
2	30.374	101.3	42.039		22.730	123.3		1:35.143	9	29.498	101.3	42.851		22.685	122.6		1:35.034
3	29.727	101.1	41.778		22.654	123.1		1:34.159	10	29.555	101.3	41.757		22.665	124.2		1:33.977
4	29.677	100.2	41.791		22.595	123.3		1:34.063	11	29.451	100.8	43.065		23.288	123.3		1:35.804
5	29.693	100.3	41.493		22.363	123.5		1:33.549	12	29.448	101.6	41.755		22.501	123.3		1:33.704
6	29.850	99.6	42.208		22.640	124.2		1:34.698	13	29.873	101.9	41.530		22.686	122.9		1:34.089
7	29.932	101.6	41.369		22.476	124.5		1:33.777	14								

47 Adrian Langridge (B)									Dastle Mk10								
lap	Sect-1	Speed	Sect-2	Speed	Sect-3	Speed	TopSpeed	laptime pit	lap	Sect-1	Speed	Sect-2	Speed	Sect-3	Speed	Topspeed	laptime pit
1		91.2	44.771		24.234	112.0		1:46.559	8	30.522	95.0	43.223		23.809	113.9		1:37.554
2	31.322	94.4	45.363		25.311	112.8		1:41.996	9	30.784	95.2	44.109		23.440	114.9		1:38.333
3	32.000	92.4	44.536		23.657	113.9		1:40.193	10	30.196	95.0	43.169		23.308	115.3		1:36.673
4	30.688	94.8	44.803		24.044	113.9		1:39.535	11	30.195	95.5	43.000		23.302	114.9		1:36.497
5	30.650	95.1	44.355		23.835	112.2		1:38.840	12	30.443	95.4	42.919		23.407	114.7		1:36.769
6	30.417	94.7	44.659		23.602	115.1		1:38.678	13	30.975	95.8	43.569		24.703	110.7		1:39.247
7	30.334	95.2	43.276		23.301	114.7		1:36.911	14								

51 Jennifer Ridgway (A)									Reynard SF78								
lap	Sect-1	Speed	Sect-2	Speed	Sect-3	Speed	TopSpeed	laptime pit	lap	Sect-1	Speed	Sect-2	Speed	Sect-3	Speed	Topspeed	laptime pit
1		94.4	47.692		24.543	114.9		1:54.444	7	31.433	95.4	44.186		24.208	115.7		1:39.827
2	32.862	91.4	46.147		24.435	115.5		1:43.444	8	30.751	96.6	44.561		24.071	115.9		1:39.383
3	31.790	96.1	44.513		24.486	114.7		1:40.789	9	30.824	96.6	43.783		23.959	116.1		1:38.566
4	31.528	95.5	44.696		24.292	115.9		1:40.516	10	31.842	95.9	43.824		23.944	116.7		1:39.610
5	31.347	96.5	44.294		24.304	115.7		1:39.945	11	31.390	94.7	43.596		23.910	116.7		1:38.896
6	31.299	95.9	44.059		24.726	115.7		1:40.084	12	30.899	96.3	45.063		24.108	114.3		1:40.070

52 Fabrice Notari (FR3)									Ralt RT3								
lap	Sect-1	Speed	Sect-2	Speed	Sect-3	Speed	TopSpeed	laptime pit	lap	Sect-1	Speed	Sect-2	Speed	Sect-3	Speed	Topspeed	laptime pit
1		96.6	42.909		22.826	118.5		1:41.725	8	30.047	100.0	42.202		22.455	123.8		1:34.704
2	29.814	100.3	41.541		22.938	123.5		1:34.293	9	29.975	100.8	42.123		22.474	122.6		1:34.572
3	29.893	100.8	41.432		22.715	122.0		1:34.040	10	29.901	101.3	42.306		22.329	123.5		1:34.536
4	29.766	100.6	41.117		22.789	124.0		1:33.672	11	29.892	100.2	43.561		22.346	124.0		1:35.799
5	29.474	101.7	41.358		22.400	123.3		1:33.232	12	29.699	100.9	41.690		22.178	124.2		1:33.567
6	29.784	101.4	43.124		22.696	123.3		1:35.604	13	29.642	100.9	42.254		22.334	123.5		1:34.230
7	29.641	100.0	41.551		22.023	124.0		1:33.215	14								

55 Francesco Macri (FR3)									Ralt RT3								
lap	Sect-1	Speed	Sect-2	Speed	Sect-3	Speed	TopSpeed	laptime pit	lap	Sect-1	Speed	Sect-2	Speed	Sect-3	Speed	Topspeed	laptime pit
1		86.8	47.211		23.869	119.0		1:51.467	6	31.060	98.4	44.022		23.469	120.7		1:38.551
2	31.647	99.0	44.521		23.782	119.6		1:39.950	7	31.047	98.4	43.241		23.538	119.6		1:37.826
3	31.496	97.9	44.377		23.967	118.3		1:39.840	8	31.446	97.2	44.484		24.596	113.7		1:40.526
4	31.669	98.3	43.937		24.009	119.6		1:39.615	9	33.201	94.7	48.548		26.899	112.0		1:48.648
5	31.368	99.2	44.249		23.658	118.3		1:39.275	10	35.763	81.5	50.216		27.822	96.5		1:53.801



Session Start: 13:06:13 - Finish: 13:26:25
 Weather/Track Conditions: Cloud/Dry
 Circuit: Brands Hatch Grand Prix Circuit
 Track Length: 3.916 Km - 2.4330 miles

'Legends of Brands Hatch' Historic Race Meeting - 1 - 3 Jul 2016

HSCC Classic Formula 3 supported by MB Wheels

Race 16 - Sector Analysis

58 Pat Gormley (A)									Safir RJF3								
lap	Sect-1	Speed	Sect-2	Speed	Sect-3	Speed	TopSpeed	laptime pit	lap	Sect-1	Speed	Sect-2	Speed	Sect-3	Speed	Topspeed	laptime pit
1		92.0	44.478		23.983	115.9		1:46.606	8	30.235	95.4	42.862		23.294	116.1		1:36.391
2	31.507	93.3	45.504		24.215	116.3		1:41.226	9	29.899	96.5	42.671		22.731	117.7		1:35.301
3	30.360	95.9	43.281		23.232	116.7		1:36.873	10	29.974	96.7	42.646		22.793	119.0		1:35.413
4	30.119	96.5	43.491		23.797	116.5		1:37.407	11	30.003	96.2	42.843		23.629	116.7		1:36.475
5	30.194	96.5	43.192		23.245	116.1		1:36.631	12	29.841	96.6	42.631		22.843	118.3		1:35.315
6	30.028	95.8	43.001		23.112	117.9		1:36.141	13	30.237	96.5	43.618		23.386	116.7		1:37.241
7	29.961	96.6	43.740		23.033	116.7		1:36.734	14								

63 Matthew Sturmer (A)									Ralt RT3								
lap	Sect-1	Speed	Sect-2	Speed	Sect-3	Speed	TopSpeed	laptime pit	lap	Sect-1	Speed	Sect-2	Speed	Sect-3	Speed	Topspeed	laptime pit
1		92.2	45.644		23.609	115.7		1:48.539	7	30.795	95.6	43.222		23.836	116.9		1:37.853
2	31.334	95.9	45.041		24.029	118.3		1:40.404	8	30.241	96.1	45.855		25.891	106.9		1:41.987
3	31.808	92.5	45.461		23.535	119.0		1:40.804	9	33.980	91.7	45.822		24.300	105.5		1:44.102
4	30.535	96.3	44.210		24.379	115.1		1:39.124	10	33.251	80.7	50.682		24.650	107.7		1:48.583
5	30.295	94.6	43.491		22.991	118.1		1:36.777	11	33.954	78.8	52.867		27.528	105.9		1:54.349
6	30.298	97.3	43.039		22.861	119.2		1:36.198	12	33.871	88.5	49.205		28.206	101.7		1:51.282

69 Albert Clements (B)									Lotus 69								
lap	Sect-1	Speed	Sect-2	Speed	Sect-3	Speed	TopSpeed	laptime pit	lap	Sect-1	Speed	Sect-2	Speed	Sect-3	Speed	Topspeed	laptime pit
1		87.4	48.764		25.721	109.7		1:58.239	7	32.601	90.5	49.324		28.313	111.5		1:50.238
2	33.183	91.5	47.926		25.598	109.8		1:46.707	8	32.593	91.2	49.255		25.508	110.0		1:47.356
3	32.771	91.2	47.304		25.210	110.0		1:45.285	9	34.078	86.7	47.295		25.733	109.7		1:47.106
4	32.746	90.6	47.072		24.819	111.7		1:44.637	10	33.825	90.9	47.467		25.952	109.5		1:47.244
5	33.091	88.7	46.614		25.190	110.9		1:44.895	11	32.890	89.3	47.220		25.235	109.7		1:45.345
6	32.574	90.5	46.604		25.052	111.8		1:44.230	12	32.907	89.9	47.389		26.152	110.0		1:46.448

70 Richard Smeeton (A)									Modus M1								
lap	Sect-1	Speed	Sect-2	Speed	Sect-3	Speed	TopSpeed	laptime pit	lap	Sect-1	Speed	Sect-2	Speed	Sect-3	Speed	Topspeed	laptime pit
1		93.4	47.084		23.863	119.4		1:51.077	8	31.496	95.6	43.843		23.328	121.1		1:38.667
2	31.575	97.3	45.547		23.651	120.9		1:40.773	9	31.069	99.5	43.614		23.372	122.0		1:38.055
3	31.465	92.4	44.747		23.446	121.1		1:39.658	10	30.687	100.2	43.695		23.418	122.4		1:37.800
4	31.919	95.9	44.421		23.457	122.0		1:39.797	11	30.756	99.2	43.924		23.584	122.0		1:38.264
5	31.529	96.6	44.207		23.450	122.2		1:39.186	12	30.352	100.0	44.256		23.311	120.9		1:37.919
6	31.124	98.7	44.660		23.498	118.1		1:39.282	13	30.645	98.4	44.013		23.427	120.0		1:38.085
7	30.688	98.4	45.288		23.273	121.3		1:39.249	14								

77 Ian Flux (A)									March 783								
lap	Sect-1	Speed	Sect-2	Speed	Sect-3	Speed	TopSpeed	laptime pit	lap	Sect-1	Speed	Sect-2	Speed	Sect-3	Speed	Topspeed	laptime pit
1		99.9	42.711		22.517	119.8		1:39.160	8	29.233	101.1	40.914		22.613	118.3		1:32.760
2	29.744	100.6	42.272		23.041	122.4		1:35.057	9	29.172	100.8	40.776		22.285	120.4		1:32.233
3	29.914	100.9	41.197		22.433	121.1		1:33.544	10	29.065	102.0	41.002		22.575	122.9		1:32.642
4	29.537	99.9	40.953		22.224	120.9		1:32.714	11	29.275	101.9	40.864		22.774	122.0		1:32.913
5	29.234	101.9	40.654		22.388	121.3		1:32.276	12	30.562	101.1	41.965		23.128	122.2		1:35.655
6	29.276	103.1	41.499		22.183	122.9		1:32.958	13	29.277	101.3	41.295		22.708	121.8		1:33.280
7	29.040	101.4	40.519		22.027	123.1		1:31.586	14								

80 Valerio Leone (FR3)									March 783								
lap	Sect-1	Speed	Sect-2	Speed	Sect-3	Speed	TopSpeed	laptime pit	lap	Sect-1	Speed	Sect-2	Speed	Sect-3	Speed	Topspeed	laptime pit
1		102.2	41.730		22.339	122.6		1:36.554	8	29.556	103.3	42.811		22.310	124.9		1:34.677
2	29.498	103.1	41.243		22.440	123.8		1:33.181	9	29.536	104.1	41.374		22.140	123.8		1:33.050
3	29.487	103.0	40.988		22.256	123.8		1:32.731	10	29.270	103.9	41.283		21.983	125.4		1:32.536
4	29.326	102.8	41.154		22.248	123.8		1:32.728	11	29.223	103.9	40.922		23.325	124.5		1:33.470
5	29.370	103.3	40.753		22.324	124.2		1:32.447	12	29.616	103.9	41.073		22.048	125.8		1:32.737
6	29.258	102.8	41.017		22.241	124.0		1:32.516	13	29.417	103.6	42.275		22.499	123.8		1:34.191
7	29.126	103.7	40.795		22.059	124.7		1:31.980	14								



Session Start: 13:06:13 - Finish: 13:26:25
 Weather/Track Conditions: Cloud/Dry
 Circuit: Brands Hatch Grand Prix Circuit
 Track Length: 3.916 Km - 2.4330 miles

'Legends of Brands Hatch' Historic Race Meeting - 1 - 3 Jul 2016

HSCC Classic Formula 3 supported by MB Wheels

Race 16 - Sector Analysis

81 Davide Leone (FR3)									Ralt RT3								
lap	Sect-1	Speed	Sect-2	Speed	Sect-3	Speed	TopSpeed	laptime pit	lap	Sect-1	Speed	Sect-2	Speed	Sect-3	Speed	Topspeed	laptime pit
1		96.9	43.966		22.951	122.9		1:43.000	8	29.744	102.2	41.761		22.248	123.8		1:33.753
2	30.322	102.6	42.318		22.390	124.2		1:35.030	9	29.623	100.5	41.780		22.543	121.5		1:33.946
3	30.214	101.6	41.746		22.893	121.8		1:34.853	10	29.848	101.6	41.916		22.438	123.5		1:34.202
4	30.020	102.5	42.137		22.548	123.1		1:34.705	11	29.780	101.3	42.027		22.474	123.3		1:34.281
5	30.094	102.3	41.970		22.861	123.3		1:34.925	12	29.985	100.9	41.657		22.376	123.5		1:34.018
6	30.065	101.4	42.055		22.694	122.6		1:34.814	13	29.452	101.7	41.231		22.393	123.5		1:33.076
7	29.535	100.8	42.705		22.313	123.5		1:34.553	14								

93 Angela Grasso (FR3)									Ralt RT1								
lap	Sect-1	Speed	Sect-2	Speed	Sect-3	Speed	TopSpeed	laptime pit	lap	Sect-1	Speed	Sect-2	Speed	Sect-3	Speed	Topspeed	laptime pit
1		82.7	50.949		25.808	111.8		2:02.582	7	40.418	83.6	52.123		27.899	108.4		2:00.440
2	35.352	91.1	50.370		25.864	114.3		1:51.586	8	36.739	83.5	53.829		27.224	109.5		1:57.792
3	35.502	83.7	50.901		26.046	106.4		1:52.449	9	34.992	91.9	53.260		27.199	107.0		1:55.451
4	35.483	81.1	49.823		25.835	105.4		1:51.141	10	35.261	75.3	49.448		24.982	116.7		1:49.691
5	35.612	84.9	55.914		31.312	103.4		2:02.838	11	36.188	90.3	52.060		26.085	95.9		1:54.333
6	35.910	85.6	57.895		29.086	94.8		2:02.891	12								

122 Geoffrey Hoodless (A)									March 813								
lap	Sect-1	Speed	Sect-2	Speed	Sect-3	Speed	TopSpeed	laptime pit	lap	Sect-1	Speed	Sect-2	Speed	Sect-3	Speed	Topspeed	laptime pit
1		101.9	44.797		23.488	119.2		1:46.941	8	30.520	95.5	43.370		23.130	118.7		1:37.020
2	31.331	98.0	42.862		23.065	119.4		1:37.258	9	30.311	95.2	42.483		23.057	118.1		1:35.851
3	31.695	93.9	42.659		22.934	119.4		1:37.288	10	30.414	97.3	42.607		23.284	114.9		1:36.305
4	31.240	96.7	42.667		23.153	119.0		1:37.060	11	30.307	96.1	42.453		23.068	119.0		1:35.828
5	31.065	96.7	42.438		23.459	118.1		1:36.962	12	30.302	96.1	43.323		22.937	118.7		1:36.562
6	30.535	96.6	43.165		23.080	119.4		1:36.780	13	31.261	96.3	43.055		23.513	119.8		1:37.829
7	30.395	97.6	42.987		23.002	119.0		1:36.384	14								

130 Gianpolo Poffe (FR3)									March 773								
lap	Sect-1	Speed	Sect-2	Speed	Sect-3	Speed	TopSpeed	laptime pit	lap	Sect-1	Speed	Sect-2	Speed	Sect-3	Speed	Topspeed	laptime pit
1		87.1	47.371		24.283	110.0		1:52.815	7	30.671	101.3	45.088		23.036	121.3		1:38.795
2	31.713	99.9	45.032		23.626	119.8		1:40.371	8	31.182	93.3	44.799		23.014	118.5		1:38.995
3	31.344	96.7	44.902		23.370	119.6		1:39.616	9	31.529	89.8	47.781		25.145	121.5		1:44.455
4	31.530	86.9	44.745		23.668	122.0		1:39.943	10	31.518	91.6	45.853		22.886	122.4		1:40.257
5	31.209	101.4	44.310		23.417	107.0		1:38.936	11	31.206	95.4	44.790		23.303	122.0		1:39.299
6	32.160	85.6	44.529		23.404	122.2		1:40.093	12	30.401	98.3	44.686		25.254	119.6		1:40.341

193 Rudolf Ernst (A)									Ralt RT1								
lap	Sect-1	Speed	Sect-2	Speed	Sect-3	Speed	TopSpeed	laptime pit	lap	Sect-1	Speed	Sect-2	Speed	Sect-3	Speed	Topspeed	laptime pit
1		90.4	47.951		24.070	120.9		1:53.654	7	31.639	97.2	45.596		24.043	120.4		1:41.278
2	32.124	99.0	45.567		24.097	120.0		1:41.788	8	31.395	99.0	44.580		24.181	120.0		1:40.156
3	32.132	96.7	45.235		24.520	119.6		1:41.887	9	32.014	99.3	44.718		24.124	120.7		1:40.856
4	31.718	98.7	46.309		24.906	120.0		1:42.933	10	31.247	99.5	45.091		26.062	108.4		1:42.400
5	31.552	99.3	45.001		24.003	121.1		1:40.556	11	31.907	97.7	44.762		24.443	121.8		1:41.112
6	32.129	93.1	46.303		24.218	119.6		1:42.650	12	31.666	99.6	45.678		24.080	117.1		1:41.424

214 Christian Olsen (A)									Martini MK39								
lap	Sect-1	Speed	Sect-2	Speed	Sect-3	Speed	TopSpeed	laptime pit	lap	Sect-1	Speed	Sect-2	Speed	Sect-3	Speed	Topspeed	laptime pit
1		94.2	45.460		23.557	120.2		1:49.682	8	30.205	103.1	42.124		22.566	124.2		1:34.895
2	30.757	98.6	43.525		24.108	122.2		1:38.390	9	29.803	103.3	41.745		22.907	116.7		1:34.455
3	30.480	102.2	42.031		22.521	123.5		1:35.032	10	31.253	103.1	41.633		23.031	121.3		1:35.917
4	30.002	101.9	43.243		23.813	122.4		1:37.058	11	30.196	101.1	41.791		22.572	123.5		1:34.559
5	30.414	98.9	41.733		22.810	121.3		1:34.957	12	29.950	103.0	41.447		22.548	123.5		1:33.945
6	29.611	103.3	41.253		22.659	124.0		1:33.523	13	29.698	103.1	41.423		22.403	118.5		1:33.524
7	29.734	104.1	41.471		22.557	123.8		1:33.762	14								

217 Tom Olsen (A)									Martini MK39								
lap	Sect-1	Speed	Sect-2	Speed	Sect-3	Speed	TopSpeed	laptime pit	lap	Sect-1	Speed	Sect-2	Speed	Sect-3	Speed	Topspeed	laptime pit
1		97.2	43.075		23.247	120.4		1:42.804	3	29.954	102.0	41.947		23.172	120.4		1:35.073
2	30.172	101.4	41.961		22.631	122.6		1:34.764	4								



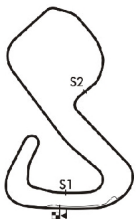
Session Start: 13:06:13 - Finish: 13:26:25
 Weather/Track Conditions: Cloud/Dry
 Circuit: Brands Hatch Grand Prix Circuit
 Track Length: 3.916 Km - 2.4330 miles

'Legends of Brands Hatch' Historic Race Meeting - 1 - 3 Jul 2016

HSCC Classic Formula 3 supported by MB Wheels

Race 16 - Sector Analysis

301 Marco Fumagalli (B)									GRD F373								
lap	Sect-1	Speed	Sect-2	Speed	Sect-3	Speed	TopSpeed	laptime pit	lap	Sect-1	Speed	Sect-2	Speed	Sect-3	Speed	Topspeed	laptime pit
1		96.3	47.507		24.812	120.4		1:55.593	7	31.132	100.3	44.811		23.671	120.0		1:39.614
2	32.000	94.6	47.210		24.303	120.4		1:43.513	8	31.163	98.7	44.452		23.763	119.8		1:39.378
3	31.869	99.8	45.730		23.938	119.8		1:41.537	9	30.917	100.8	44.571		23.516	120.7		1:39.004
4	31.497	99.9	44.941		24.139	120.4		1:40.577	10	31.340	98.0	44.614		23.440	116.5		1:39.394
5	31.398	99.5	45.415		23.601	120.4		1:40.414	11	31.015	100.9	43.797		23.656	120.4		1:38.468
6	31.383	99.0	45.116		23.729	120.9		1:40.228	12	31.206	98.7	46.588		23.504	112.4		1:41.298

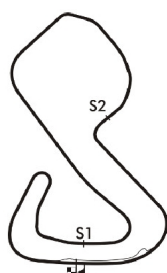


'Legends of Brands Hatch' Historic Race Meeting - 1 - 3 Jul 2016

HSCC Classic Formula 3 supported by MB Wheels

Race 16 - Best Sector Times

POS	NO	DRIVER/S	Sector 1			Sector 2			Sector 3			IDEAL LAP	BEST LAP	On
			TIME	LAP	POS	TIME	LAP	POS	TIME	LAP	POS			
1	80	Valerio Leone	29.126	7	6	40.753	5	4	21.983	10	2	1:31.862	1:31.980	7
2	1	Maxim Bartell	29.132	9	7	40.895	9	5	22.178	12	8	1:32.205	1:32.285	9
3	20	Gaius Ghinn	29.038	9	2	41.015	11	6	22.139	9	5	1:32.192	1:32.300	9
4	21	Fred Lajoux	29.065	8	4	40.681	9	3	22.173	9	7	1:31.919	1:32.046	10
5	77	Ian Flux	29.040	7	3	40.519	7	1	22.027	7	4	1:31.586	1:31.586	7
6	7	Richard Trott	29.099	13	5	41.042	12	7	22.170	11	6	1:32.311	1:32.631	12
7	52	Fabrice Notari	29.474	5	11	41.117	4	8	22.023	7	3	1:32.614	1:33.215	7
8	2	Eric Martin	29.136	5	8	41.564	12	12	22.318	12	10	1:33.018	1:33.362	5
9	33	Pascal Gerbout	29.448	12	9	41.369	7	11	22.363	5	11	1:33.180	1:33.549	5
10	81	Davide Leone	29.452	13	10	41.231	13	9	22.248	8	9	1:32.931	1:33.076	13
11	22	Laurent Vallery-Masson	29.618	6	13	41.885	5	14	22.436	4	13	1:33.939	1:34.288	5
12	214	Christian Olsen	29.611	6	12	41.253	6	10	22.403	13	12	1:33.267	1:33.523	6
13	58	Pat Gormley	29.841	12	16	42.631	12	18	22.731	9	16	1:35.203	1:35.301	9
14	122	Geoffrey Hoodless	30.302	12	21	42.438	5	17	22.934	3	21	1:35.674	1:35.828	11
15	29	Jonathan Price	30.243	7	20	42.965	10	20	22.880	10	18	1:36.088	1:36.519	10
16	47	Adrian Langridge	30.195	11	18	42.919	12	19	23.301	7	24	1:36.415	1:36.497	11
17	70	Richard Smeeton	30.352	12	22	43.614	9	24	23.273	7	23	1:37.239	1:37.800	10
18	11	Bruno Huber	31.158	13	28	43.791	10	25	23.084	11	22	1:38.033	1:38.157	10
19	27	Glenn Eagling	30.869	11	25	43.972	11	27	23.562	9	27	1:38.403	1:38.636	10
20	130	Gianpolo Poffe	30.401	12	23	44.310	5	28	22.886	10	19	1:37.597	1:38.795	7
21	51	Jennifer Ridgway	30.751	8	24	43.596	11	23	23.910	11	29	1:38.257	1:38.566	9
22	301	Marco Fumagalli	30.917	9	26	43.797	11	26	23.440	10	25	1:38.154	1:38.468	11
23	28	Nick Taylor	31.243	11	29	44.482	9	29	23.663	9	28	1:39.388	1:39.703	9
24	193	Rudolf Ernst	31.247	10	30	44.580	8	30	24.003	5	30	1:39.830	1:40.156	8
25	63	Matthew Sturmer	30.241	8	19	43.039	6	21	22.861	6	17	1:36.141	1:36.198	6
26	69	Albert Clements	32.574	6	31	46.604	6	31	24.819	4	31	1:43.997	1:44.230	6
27	93	Angela Grasso	34.992	9	32	49.448	10	32	24.982	10	32	1:49.422	1:49.691	10
28	15	Mick Whitehead	29.969	11	17	42.411	10	16	22.917	10	20	1:35.297	1:35.385	10
29	55	Francesco Macri	31.047	7	27	43.241	7	22	23.469	6	26	1:37.757	1:37.826	7
30	25	Bernard Honnorat	29.834	7	15	41.688	10	13	22.554	9	14	1:34.076	1:34.506	9
31	8	Cameron Jackson	28.841	5	1	40.588	3	2	21.770	6	1	1:31.199	1:31.242	5
32	217	Tom Olsen	29.769	4	14	41.947	3	15	22.631	2	15	1:34.347	1:34.764	2



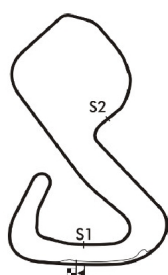
Session Start: 13:06:13 - Finish: 13:26:25
 Weather/Track Conditions: Cloud/Dry
 Circuit: Brands Hatch Grand Prix Circuit
 Track Length: 3.916 Km - 2.4330 miles

'Legends of Brands Hatch' Historic Race Meeting - 1 - 3 Jul 2016

HSCC Classic Formula 3 supported by MB Wheels

Race 16 - Best Sector Speeds

	NO	SECTOR 1	MPH	NO	SECTOR 2	MPH	NO	SECTOR 3	MPH
1	8	Cameron Jackson	104.7	NO SPEED TRAP			21	Fred Lajoux	127.0
2	21	Fred Lajoux	104.7				80	Valerio Leone	125.8
3	80	Valerio Leone	104.1				8	Cameron Jackson	125.6
4	214	Christian Olsen	104.1				33	Pascal Gerbout	124.5
5	77	Ian Flux	103.1				52	Fabrice Notari	124.2
6	81	Davide Leone	102.6				81	Davide Leone	124.2
7	20	Gaius Ghinn	102.5				214	Christian Olsen	124.2
8	1	Maxim Bartell	102.3				1	Maxim Bartell	124.0
9	217	Tom Olsen	102.0				25	Bernard Honnorat	124.0
10	2	Eric Martin	101.9				11	Bruno Huber	123.3
11	7	Richard Trott	101.9				22	Laurent Vallery-Masson	123.1
12	33	Pascal Gerbout	101.9				77	Ian Flux	123.1
13	122	Geoffrey Hoodless	101.9				7	Richard Trott	122.6
14	52	Fabrice Notari	101.7				20	Gaius Ghinn	122.6
15	22	Laurent Vallery-Masson	101.4				217	Tom Olsen	122.6
16	130	Gianpolo Poffe	101.4				70	Richard Smeeton	122.4
17	301	Marco Fumagalli	100.9				130	Gianpolo Poffe	122.4
18	70	Richard Smeeton	100.2				2	Eric Martin	122.2
19	25	Bernard Honnorat	99.9				193	Rudolf Ernst	121.8
20	11	Bruno Huber	99.6				15	Mick Whitehead	121.3
21	29	Jonathan Price	99.6				29	Jonathan Price	121.1
22	193	Rudolf Ernst	99.6				301	Marco Fumagalli	120.9
23	15	Mick Whitehead	99.2				55	Francesco Macri	120.7
24	55	Francesco Macri	99.2				28	Nick Taylor	120.2
25	63	Matthew Sturmer	97.3				122	Geoffrey Hoodless	119.8
26	58	Pat Gormley	96.7				63	Matthew Sturmer	119.2
27	51	Jennifer Ridgway	96.6				58	Pat Gormley	119.0
28	27	Glenn Eagling	96.2				51	Jennifer Ridgway	116.7
29	28	Nick Taylor	95.8				93	Angela Grasso	116.7
30	47	Adrian Langridge	95.8				27	Glenn Eagling	116.3
31	93	Angela Grasso	91.9				47	Adrian Langridge	115.3
32	69	Albert Clements	91.5				69	Albert Clements	111.8



Session Start: 13:06:13 - Finish: 13:26:25
Weather/Track Conditions: Cloud/Dry
Circuit: Brands Hatch Grand Prix Circuit
Track Length: 3.916 Km - 2.4330 miles



'Legends of Brands Hatch' Historic Race Meeting - 1 - 3 Jul 2016

HSCC Classic Formula 3 supported by MB Wheels

Race 16 - Lap Chart

Lap 1			Lap 2			Lap 3			Lap 4			Lap 5			Lap 6		
NO	Behind	Laptime	NO	Behind	Laptime	NO	Behind	Laptime	NO	Behind	Laptime	NO	Behind	Laptime	NO	Behind	Laptime
80		1:36.554	80		1:33.181	80		1:32.731	80		1:32.728	80		1:32.447	80		1:32.516
20	0.964	1:37.518	20	0.928	1:33.145	20	1.236	1:33.039	20	1.394	1:32.886	20	1.525	1:32.578	8	0.973	1:31.554
1	1.896	1:38.450	1	2.692	1:33.977	1	2.768	1:32.807	1	2.574	1:32.534	8	1.935	1:31.242	20	2.739	1:33.730
77	2.606	1:39.160	21	4.088	1:34.210	8	3.408	1:31.833	8	3.140	1:32.460	1	3.242	1:33.115	1	3.959	1:33.233
21	3.059	1:39.613	8	4.306	1:33.977	21	4.609	1:33.252	21	4.766	1:32.885	21	4.571	1:32.252	77	5.552	1:32.958
8	3.510	1:40.064	77	4.482	1:35.057	77	5.295	1:33.544	77	5.281	1:32.714	77	5.110	1:32.276	21	6.149	1:34.094
2	4.137	1:40.691	2	5.369	1:34.413	2	6.716	1:34.078	2	8.278	1:34.290	2	9.193	1:33.362	2	11.992	1:35.315
7	4.419	1:40.973	7	6.149	1:34.911	52	7.592	1:34.040	52	8.536	1:33.672	52	9.321	1:33.232	52	12.409	1:35.604
33	5.033	1:41.587	52	6.283	1:34.293	7	7.782	1:34.364	7	9.088	1:34.034	7	10.269	1:33.628	7	12.706	1:34.953
52	5.171	1:41.725	33	6.995	1:35.143	33	8.423	1:34.159	33	9.758	1:34.063	33	10.860	1:33.549	33	13.042	1:34.698
217	6.250	1:42.804	217	7.833	1:34.764	217	10.175	1:35.073	81	12.394	1:34.705	81	14.872	1:34.925	81	17.170	1:34.814
81	6.446	1:43.000	81	8.295	1:35.030	81	10.417	1:34.853	22	14.707	1:34.985	22	16.548	1:34.288	22	18.663	1:34.631
22	7.361	1:43.915	22	10.496	1:36.316	22	12.450	1:34.685	122	23.353	1:37.060	214	27.478	1:34.957	93	1 LAP	2:02.838
47	10.005	1:46.559	122	14.464	1:37.258	122	19.021	1:37.288	214	24.968	1:37.058	122	27.868	1:36.962	214	28.485	1:33.523
58	10.052	1:46.606	25	16.845	1:39.242	25	19.617	1:35.503	25	25.283	1:38.394	25	28.208	1:35.372	25	31.276	1:35.584
29	10.236	1:46.790	58	18.097	1:41.226	214	20.638	1:35.032	58	26.918	1:37.407	58	31.102	1:36.631	122	32.132	1:36.780
122	10.387	1:46.941	214	18.337	1:38.390	58	22.239	1:36.873	47	33.089	1:39.535	63	38.007	1:36.777	58	34.727	1:36.141
25	10.784	1:47.338	47	18.820	1:41.996	47	26.282	1:40.193	63	33.677	1:39.124	47	39.482	1:38.840	63	41.689	1:36.198
63	11.985	1:48.539	29	19.046	1:41.991	29	27.011	1:40.696	29	33.970	1:39.687	29	39.800	1:38.277	29	44.689	1:37.405
214	13.128	1:49.682	63	19.208	1:40.404	63	27.281	1:40.804	11	35.047	1:39.788	11	41.710	1:39.110	47	45.644	1:38.678
11	13.635	1:50.189	11	20.679	1:40.225	11	27.987	1:40.039	55	35.678	1:39.615	55	42.506	1:39.275	11	47.939	1:38.745
70	14.523	1:51.077	55	21.682	1:39.950	55	28.791	1:39.840	70	36.111	1:39.797	70	42.850	1:39.186	55	48.541	1:38.551
55	14.913	1:51.467	70	22.115	1:40.773	70	29.042	1:39.658	27	37.138	1:39.959	27	43.744	1:39.053	70	49.616	1:39.282
27	15.893	1:52.447	27	22.798	1:40.086	27	29.907	1:39.840	130	37.551	1:39.943	130	44.040	1:38.936	15	50.335	1:38.017
130	16.261	1:52.815	130	23.451	1:40.371	130	30.336	1:39.616	15	38.494	1:39.587	15	44.834	1:38.787	27	50.388	1:39.160
193	17.100	1:53.654	193	25.707	1:41.788	15	31.635	1:38.488	51	43.999	1:40.516	51	51.497	1:39.945	130	51.617	1:40.093
51	17.890	1:54.444	15	25.878	1:40.718	193	34.863	1:41.887	193	45.068	1:42.933	193	53.177	1:40.556	51	59.065	1:40.084
28	18.254	1:54.808	51	28.153	1:43.444	51	36.211	1:40.789	28	45.244	1:40.845	28	53.420	1:40.623	28	1:00.951	1:40.047
15	18.341	1:54.895	28	29.174	1:44.101	28	37.127	1:40.684	301	46.026	1:40.577	301	53.993	1:40.414	301	1:01.705	1:40.228
301	19.039	1:55.593	301	29.371	1:43.513	301	38.177	1:41.537	69	59.674	1:44.637	69	1:12.122	1:44.895	193	1:03.311	1:42.650
69	21.685	1:58.239	69	35.211	1:46.707	69	47.765	1:45.285	93	1:22.564	1:51.141				69	1:23.836	1:44.230
93	26.028	2:02.582	93	44.433	1:51.586	93	1:04.151	1:52.449									

Session Start: 13:06:13 - Finish: 13:26:25

Weather/Track Conditions: Cloud/Dry

Circuit: Brands Hatch Grand Prix Circuit

Track Length: 3.916 Km - 2.4330 miles

'Legends of Brands Hatch' Historic Race Meeting - 1 - 3 Jul 2016

HSCC Classic Formula 3 supported by MB Wheels

Race 16 - Lap Chart

Lap 7			Lap 8			Lap 9			Lap 10			Lap 11			Lap 12		
NO	Behind	Laptime	NO	Behind	Laptime	NO	Behind	Laptime	NO	Behind	Laptime	NO	Behind	Laptime	NO	Behind	Laptime
80		1:31.980	80		1:34.677	80		1:33.050	80		1:32.536	80		1:33.470	80		1:32.737
20	3.484	1:32.725	20	2.036	1:33.229	20	1.286	1:32.300	20	1.731	1:32.981	1	1.774	1:32.973	1	2.380	1:33.343
1	4.419	1:32.440	1	2.503	1:32.761	1	1.738	1:32.285	1	2.271	1:33.069	20	1.813	1:33.552	20	3.090	1:34.014
77	5.158	1:31.586	77	3.241	1:32.760	77	2.424	1:32.233	77	2.530	1:32.642	77	1.973	1:32.913	21	4.265	1:34.864
21	6.496	1:32.327	21	4.329	1:32.510	21	3.404	1:32.125	21	2.914	1:32.046	21	2.138	1:32.694	77	4.891	1:35.655
2	13.479	1:33.467	69	1 LAP	1:50.238	52	15.193	1:34.572	93	2 LAPS	1:57.792	193	1 LAP	1:42.400	28	1 LAP	1:43.802
52	13.644	1:33.215	52	13.671	1:34.704	2	16.446	1:35.159	52	17.193	1:34.536	55	1 LAP	1:53.801	63	1 LAP	1:54.349
7	14.582	1:33.856	2	14.337	1:35.535	7	16.679	1:34.966	7	17.650	1:33.507	7	18.982	1:34.802	193	1 LAP	1:41.112
33	14.839	1:33.777	7	14.763	1:34.858	33	17.189	1:35.034	2	18.150	1:34.240	52	19.522	1:35.799	7	18.876	1:32.631
81	19.743	1:34.553	33	15.205	1:35.043	81	19.715	1:33.946	33	18.630	1:33.977	2	20.208	1:35.528	52	20.352	1:33.567
22	21.258	1:34.575	81	18.819	1:33.753	69	1 LAP	1:47.356	81	21.381	1:34.202	33	20.964	1:35.804	2	20.913	1:33.442
214	30.267	1:33.762	22	22.467	1:35.886	22	23.852	1:34.435	22	27.368	1:36.052	81	22.192	1:34.281	33	21.931	1:33.704
25	34.632	1:35.336	214	30.485	1:34.895	214	31.890	1:34.455	214	35.271	1:35.917	22	29.126	1:35.228	81	23.473	1:34.018
122	36.536	1:36.384	25	34.848	1:34.893	25	36.304	1:34.506	69	1 LAP	1:47.106	93	2 LAPS	1:55.451	22	31.202	1:34.813
58	39.481	1:36.734	122	38.879	1:37.020	122	41.680	1:35.851	122	45.449	1:36.305	214	36.360	1:34.559	214	37.568	1:33.945
63	47.562	1:37.853	58	41.195	1:36.391	58	43.446	1:35.301	58	46.323	1:35.413	122	47.807	1:35.828	93	2 LAPS	1:49.691
29	49.732	1:37.023	29	52.957	1:37.902	29	57.879	1:37.972	29	1:01.862	1:36.519	58	49.328	1:36.475	122	51.632	1:36.562
47	50.575	1:36.911	47	53.452	1:37.554	47	58.735	1:38.333	47	1:02.872	1:36.673	69	1 LAP	1:47.244	58	51.906	1:35.315
93	1 LAP	2:02.891	63	54.872	1:41.987	15	1:03.388	1:36.679	15	1:06.237	1:35.385	29	1:05.226	1:36.834	69	1 LAP	1:45.345
55	54.387	1:37.826	15	59.759	1:38.300	70	1:05.880	1:38.055	70	1:11.144	1:37.800	47	1:05.899	1:36.497	29	1:09.590	1:37.101
11	55.809	1:39.850	55	1:00.236	1:40.526	63	1:05.924	1:44.102	11	1:13.737	1:38.157	15	1:09.231	1:36.464	47	1:09.931	1:36.769
15	56.136	1:37.781	70	1:00.875	1:38.667	11	1:08.116	1:39.430	27	1:15.230	1:38.636	70	1:15.938	1:38.264	70	1:21.120	1:37.919
70	56.885	1:39.249	11	1:01.736	1:40.604	27	1:09.130	1:39.662	130	1:21.876	1:40.257	11	1:18.812	1:38.545	11	1:25.205	1:39.130
27	58.105	1:39.697	27	1:02.518	1:39.090	130	1:14.155	1:44.455	63	1:21.971	1:48.583	27	1:20.424	1:38.664	27	1:27.144	1:39.457
130	58.432	1:38.795	130	1:02.750	1:38.995	55	1:15.834	1:48.648	51	1:24.208	1:39.610	130	1:27.705	1:39.299			
51	1:06.912	1:39.827	51	1:11.618	1:39.383	51	1:17.134	1:38.566	301	1:26.852	1:39.394	51	1:29.634	1:38.896			
301	1:09.339	1:39.614	301	1:14.040	1:39.378	301	1:19.994	1:39.004	28	1:30.070	1:40.298	301	1:31.850	1:38.468			
28	1:09.873	1:40.902	28	1:15.655	1:40.459	28	1:22.308	1:39.703									
193	1:12.609	1:41.278	93	1 LAP	2:00.440	193	1:25.894	1:40.856									
			193	1:18.088	1:40.156												

Session Start: 13:06:13 - Finish: 13:26:25

Weather/Track Conditions: Cloud/Dry

Circuit: Brands Hatch Grand Prix Circuit

Track Length: 3.916 Km - 2.4330 miles

'Legends of Brands Hatch' Historic Race Meeting - 1 - 3 Jul 2016

HSCC Classic Formula 3 supported by MB Wheels

Race 16 - Lap Chart

Lap 13		
NO	Behind	Laptime
80		1:34.191
130	1 LAP	1:40.341
1	2.401	1:34.212
20	2.671	1:33.772
51	1 LAP	1:40.070
21	3.810	1:33.736
77	3.980	1:33.280
301	1 LAP	1:41.298
28	1 LAP	1:40.119
193	1 LAP	1:41.424
7	18.385	1:33.700
52	20.391	1:34.230
2	20.841	1:34.119
33	21.829	1:34.089
81	22.358	1:33.076
63	1 LAP	1:51.282
22	31.558	1:34.547
214	36.901	1:33.524
58	54.956	1:37.241
122	55.270	1:37.829
93	2 LAPS	1:54.333
29	1:13.744	1:38.345
69	1 LAP	1:46.448
47	1:14.987	1:39.247
70	1:25.014	1:38.085
11	1:29.646	1:38.632
27	1:31.596	1:38.643

Session Start: 13:06:13 - Finish: 13:26:25
Weather/Track Conditions: Cloud/Dry
Circuit: Brands Hatch Grand Prix Circuit
Track Length: 3.916 Km - 2.4330 miles

'Legends of Brands Hatch' Historic Race Meeting - 1 - 3 Jul 2016

HSCC/TCRE Super Touring Cars

Race 17 - Classification

Sheet No:

POS	NO	DRIVER/S	CLASS	CLASS POS	CAR MAKE / MODEL	TIME	LAPS	GAP	DIFF	MPH	BEST	ON
1	40	Michael Lyons	ST1	1	Volvo S40	20:53.779	12	-- 12 laps		83.83	1:35.506	5
2	1	Stewart Whyte	ST1	2	Honda Accord	20:58.313	12	4.534	4.534	83.52	1:35.530	10
3	97	Neil Smith	ST1	3	Alfa Romeo 156	21:18.098	12	24.319	19.785	82.23	1:36.802	7
4	12	Patrick Watts	ST1	4	Peugeot 406	21:24.290	12	30.511	6.192	81.83	1:36.141	8
5	21	Mark Lemmer	ST1	5	Honda Accord	21:25.227	12	31.448	0.937	81.78	1:37.620	6
6	17	Mark Smith	GA2	1	BMW E30 M3	21:28.621	12	34.842	3.394	81.56	1:38.403	12
7	9	Jason Minshaw	ST1	6	Volvo S40	21:41.947	12	48.168	13.326	80.73	1:38.538	11
8	60	Mark Wright	GA1	1	Ford Escort Mk2	21:42.418	12	48.639	0.471	80.70	1:38.620	10
9	36	Keith Butcher	ST2	1	Audi A4	22:25.320	12	1:31.541	42.902	78.13	1:42.529	9
10	8	Darren Fielding	ST2	2	BMW E 36 318	22:26.045	12	1:32.266	0.725	78.08	1:43.399	5
11	42	Roger Townsend	GA2	2	BMW M3	20:58.304	11	-- 11 laps	17.498	76.57	1:45.267	10
12	84	Tom Houlbrook	GA2	3	BMW E30 M3	21:00.210	11	1.906	1.906	76.45	1:44.158	8
13	27	Rick Wood	ST2	3	Mazda 323	21:05.497	11	7.193	5.287	76.13	1:45.298	5
14	83	David Ball	GA2	4	BMW M3 E30	21:18.577	11	20.273	13.080	75.35	1:46.393	10
15	25	Lindsay O'Donnell	ST2	4	BMW 318	21:52.747	11	54.443	34.170	73.39	1:49.617	11
16	88	Warren Good	ST3	2	BMW 318	21:09.922	10	-- 10 laps	1:06.792	68.97	1:56.000	4
----- NOT CLASSIFIED -----												
DNF 31		Scott O'Donnell	ST3		Ford Mondeo	18:59.070	10	-- 10 laps		76.89	1:43.324	3
DNF 37		Simon Garrad	ST1		Opel Vectra	14:45.786	8	-- 8 laps --		79.10	1:36.975	7

----- FASTEST LAP SUMMARY -----

NO	DRIVER/S	CLASS	CAR MAKE / MODEL	FASTEST LAP	ON	MPH
40	Michael Lyons	ST1	Volvo S40	1:35.506	5	91.71
17	Mark Smith	GA2	BMW E30 M3	1:38.403	12	89.01
60	Mark Wright	GA1	Ford Escort Mk2	1:38.620	10	88.81
36	Keith Butcher	ST2	Audi A4	1:42.529	9	85.43
31	Scott O'Donnell	ST3	Ford Mondeo	1:43.324	3	84.77

Session Start: 13:57:32 - Finish: 14:18:25

Weather/Track Conditions: Bright/Dry

Circuit: Brands Hatch Grand Prix Circuit

Track Length: 3.916 Km - 2.4330 miles

These results are provisional until the conclusion of any judicial and technical matters.

Clerk of the Course: Julian Floyd	Timekeeper: Nick Palmer	Issued at:
--	--------------------------------	------------

'Legends of Brands Hatch' Historic Race Meeting - 1 - 3 Jul 2016

HSCC/TCRE Super Touring Cars

Race 17 - Sector Analysis

1 Stewart Whyte (ST1)									Honda Accord								
lap	Sect-1	Speed	Sect-2	Speed	Sect-3	Speed	TopSpeed	laptime pit	lap	Sect-1	Speed	Sect-2	Speed	Sect-3	Speed	Topspeed	laptime pit
1					49.759	80.3		3:13.353	7	30.581	101.6	43.250		22.867	126.6		1:36.698
2	33.825	99.6	43.900		23.474	126.1		1:41.199	8	30.667	101.1	42.305		22.785	126.3		1:35.757
3	30.444	102.3	42.550		23.141	127.0		1:36.135	9	31.563	100.3	42.107		22.867	126.6		1:36.537
4	30.132	102.0	42.788		22.842	128.7		1:35.762	10	30.501	101.1	42.180		22.849	127.3		1:35.530
5	30.805	102.5	42.589		22.931	127.5		1:36.325	11	30.593	102.2	42.438		22.832	126.8		1:35.863
6	30.488	102.2	42.386		23.027	126.8		1:35.901	12	30.828	99.5	44.194		24.231	123.1		1:39.253

8 Darren Fielding (ST2)									BMW E 36 318								
lap	Sect-1	Speed	Sect-2	Speed	Sect-3	Speed	TopSpeed	laptime pit	lap	Sect-1	Speed	Sect-2	Speed	Sect-3	Speed	Topspeed	laptime pit
1					45.710	75.0		3:14.622	7	32.732	94.7	46.646		24.905	118.3		1:44.283
2	36.123	90.3	47.861		25.011	118.3		1:48.995	8	32.764	95.0	47.049		24.952	118.3		1:44.765
3	32.955	92.4	46.823		24.802	118.7		1:44.580	9	32.695	92.7	46.929		24.806	117.9		1:44.430
4	32.838	91.5	46.717		24.585	119.0		1:44.140	10	32.419	94.3	47.201		24.900	118.1		1:44.520
5	32.492	93.6	46.474		24.433	118.7		1:43.399	11	32.389	94.2	46.620		24.555	118.1		1:43.564
6	32.505	94.8	46.246		24.757	117.5		1:43.508	12	32.563	92.7	48.154		24.522	108.1		1:45.239

9 Jason Minshaw (ST1)									Volvo S40								
lap	Sect-1	Speed	Sect-2	Speed	Sect-3	Speed	TopSpeed	laptime pit	lap	Sect-1	Speed	Sect-2	Speed	Sect-3	Speed	Topspeed	laptime pit
1					46.648	75.3		3:14.180	7	31.623	98.4	44.177		23.298	123.8		1:39.098
2	36.135	90.0	47.540		24.133	122.0		1:47.808	8	31.214	100.2	44.475		24.169	121.1		1:39.858
3	32.233	95.2	46.281		24.377	119.0		1:42.891	9	32.085	98.4	43.610		23.477	124.0		1:39.172
4	32.741	93.1	45.655		24.101	121.5		1:42.497	10	31.499	99.6	43.845		23.396	124.7		1:38.740
5	31.959	94.2	44.242		23.549	123.3		1:39.750	11	31.686	100.6	43.393		23.459	123.3		1:38.538
6	31.217	100.0	43.932		23.398	124.2		1:38.547	12	32.542	97.2	44.425		23.901	120.9		1:40.868

12 Patrick Watts (ST1)									Peugeot 406								
lap	Sect-1	Speed	Sect-2	Speed	Sect-3	Speed	TopSpeed	laptime pit	lap	Sect-1	Speed	Sect-2	Speed	Sect-3	Speed	Topspeed	laptime pit
1					50.196	77.7		3:13.184	7	30.148	102.2	43.629		23.043	123.5		1:36.820
2	32.707	99.9	43.930		23.273	122.4		1:39.910	8	30.189	100.2	42.942		23.010	123.1		1:36.141
3	30.446	100.2	43.135		23.237	122.6		1:36.818	9	30.328	99.6	42.835		25.178	98.3		1:38.341
4	30.300	101.7	42.994		23.075	123.5		1:36.369	10	34.053	64.7	49.030		25.730	121.3		1:48.813
5	31.566	99.5	43.004		22.920	123.5		1:37.490	11	31.135	98.2	44.318		23.816	121.5		1:39.269
6	30.263	99.5	43.096		23.065	123.8		1:36.424	12	31.007	98.2	46.642		27.062	82.8		1:44.711

17 Mark Smith (GA2)									BMW E30 M3								
lap	Sect-1	Speed	Sect-2	Speed	Sect-3	Speed	TopSpeed	laptime pit	lap	Sect-1	Speed	Sect-2	Speed	Sect-3	Speed	Topspeed	laptime pit
1					47.663	78.9		3:13.873	7	31.643	101.1	43.929		23.393	127.8		1:38.965
2	34.575	96.2	44.934		23.454	128.7		1:42.963	8	32.002	84.6	44.895		23.459	128.0		1:40.356
3	31.545	103.0	44.821		23.517	128.5		1:39.883	9	31.419	101.4	44.007		24.011	127.8		1:39.437
4	31.764	101.9	43.720		23.497	126.3		1:38.981	10	31.570	101.9	43.557		23.427	127.8		1:38.554
5	31.598	103.3	43.863		23.593	125.4		1:39.054	11	31.559	104.4	43.790		23.458	128.2		1:38.807
6	31.761	103.7	44.051		23.533	128.0		1:39.345	12	31.293	103.3	43.668		23.442	127.3		1:38.403

21 Mark Lemmer (ST1)									Honda Accord								
lap	Sect-1	Speed	Sect-2	Speed	Sect-3	Speed	TopSpeed	laptime pit	lap	Sect-1	Speed	Sect-2	Speed	Sect-3	Speed	Topspeed	laptime pit
1					40.833	89.2		3:15.603	7	31.037	99.6	43.359		23.386	122.9		1:37.782
2	35.615	89.8	46.177		24.173	120.0		1:45.965	8	31.147	99.9	43.990		23.260	123.5		1:38.397
3	31.672	98.7	45.026		23.527	122.9		1:40.225	9	31.074	98.3	43.516		23.373	122.9		1:37.963
4	31.281	100.3	43.603		23.613	122.9		1:38.497	10	30.884	99.5	44.223		23.401	123.1		1:38.508
5	31.084	100.5	43.709		23.339	123.5		1:38.132	11	31.216	100.5	43.535		23.380	122.2		1:38.131
6	30.930	97.9	43.417		23.273	123.1		1:37.620	12	31.498	99.2	43.534		23.372	122.6		1:38.404

25 Lindsay O'Donnell (ST2)									BMW 318								
lap	Sect-1	Speed	Sect-2	Speed	Sect-3	Speed	TopSpeed	laptime pit	lap	Sect-1	Speed	Sect-2	Speed	Sect-3	Speed	Topspeed	laptime pit
1					43.595	84.3		3:15.247	7	34.548	89.9	50.132		26.441	110.2		1:51.121
2	38.270	88.4	50.230		26.357	113.9		1:54.857	8	35.588	83.3	50.860		26.730	108.6		1:53.178
3	34.680	91.0	50.828		26.643	111.7		1:52.151	9	35.380	90.1	51.003		26.151	111.8		1:52.534
4	34.140	91.2	50.014		26.679	111.5		1:50.833	10	34.293	90.6	49.287		26.330	112.0		1:49.910
5	34.499	90.3	50.400		26.572	111.3		1:51.471	11	34.449	91.0	49.105		26.063	110.2		1:49.617
6	34.421	90.4	50.223		27.184	108.6		1:51.828	12								



Session Start: 13:57:32 - Finish: 14:18:25
 Weather/Track Conditions: Bright/Dry
 Circuit: Brands Hatch Grand Prix Circuit
 Track Length: 3.916 Km - 2.4330 miles

'Legends of Brands Hatch' Historic Race Meeting - 1 - 3 Jul 2016

HSCC/TCRE Super Touring Cars

Race 17 - Sector Analysis

27 Rick Wood (ST2)									Mazda 323										
lap	Sect-1	Speed	Sect-2	Speed	Sect-3	Speed	TopSpeed	laptime	pit	lap	Sect-1	Speed	Sect-2	Speed	Sect-3	Speed	Topspeed	laptime	pit
1					44.777	75.4		3:14.878		7	33.486	92.9	47.051		25.057	118.3		1:45.594	
2	37.745	87.6	48.287		25.163	119.0		1:51.195		8	33.404	91.1	47.208		25.298	116.5		1:45.910	
3	33.753	90.6	47.825		24.783	119.6		1:46.361		9	33.451	89.8	47.752		25.844	115.9		1:47.047	
4	33.640	91.1	47.137		25.722	119.4		1:46.499		10	34.127	90.5	47.933		25.689	115.7		1:47.749	
5	33.289	90.9	47.212		24.797	117.5		1:45.298		11	34.793	91.5	48.024		25.915	115.3		1:48.732	
6	33.346	92.9	47.615		25.273	119.8		1:46.234		12									

31 Scott O'Donnell (ST3)									Ford Mondeo										
lap	Sect-1	Speed	Sect-2	Speed	Sect-3	Speed	TopSpeed	laptime	pit	lap	Sect-1	Speed	Sect-2	Speed	Sect-3	Speed	Topspeed	laptime	pit
1					44.644	81.7		3:14.468		6	32.672	93.1	46.208		25.024	120.4		1:43.904	
2	35.389	93.8	46.643		24.487	120.9		1:46.519		7	34.082	97.9	46.728		25.661	118.5		1:46.471	
3	32.948	95.8	46.111		24.265	121.3		1:43.324		8	33.383	93.0	47.540		26.224	119.8		1:47.147	
4	32.714	94.6	47.032		24.654	120.7		1:44.400		9	33.053	93.4	45.979		25.702	119.8		1:44.734	
5	32.747	95.1	46.346		24.626	119.8		1:43.719		10	32.760	95.0	46.051		25.573	120.7		1:44.384	

36 Keith Butcher (ST2)									Audi A4										
lap	Sect-1	Speed	Sect-2	Speed	Sect-3	Speed	TopSpeed	laptime	pit	lap	Sect-1	Speed	Sect-2	Speed	Sect-3	Speed	Topspeed	laptime	pit
1					45.937	81.9		3:14.055		7	32.266	98.0	47.458		24.771	119.8		1:44.495	
2	40.715	68.8	50.192		25.121	119.4		1:56.028		8	32.163	96.2	46.765		24.381	120.4		1:43.309	
3	32.898	94.7	46.783		24.557	121.5		1:44.238		9	32.229	96.9	45.961		24.339	121.5		1:42.529	
4	32.398	96.5	46.940		24.696	120.2		1:44.034		10	32.394	96.2	46.629		24.303	120.2		1:43.326	
5	31.871	95.9	46.331		24.365	121.5		1:42.567		11	31.984	96.6	46.429		24.258	119.8		1:42.671	
6	32.674	95.9	46.815		24.592	120.0		1:44.081		12	32.268	92.4	47.447		24.272	117.7		1:43.987	

37 Simon Garrad (ST1)									Opel Vectra										
lap	Sect-1	Speed	Sect-2	Speed	Sect-3	Speed	TopSpeed	laptime	pit	lap	Sect-1	Speed	Sect-2	Speed	Sect-3	Speed	Topspeed	laptime	pit
1					48.116	80.8		3:13.545		5	30.774	98.7	44.794		23.159	127.0		1:38.727	
2	34.009	94.4	44.789		23.527	123.3		1:42.325		6	30.553	103.3	43.919		22.962	129.2		1:37.434	
3	31.299	102.0	45.028		23.435	126.8		1:39.762		7	30.799	101.9	43.265		22.911	126.6		1:36.975	
4	31.586	99.8	43.972		23.300	125.8		1:38.858		8	30.931	104.6	44.159		23.070	126.3		1:38.160	

40 Michael Lyons (ST1)									Volvo S40										
lap	Sect-1	Speed	Sect-2	Speed	Sect-3	Speed	TopSpeed	laptime	pit	lap	Sect-1	Speed	Sect-2	Speed	Sect-3	Speed	Topspeed	laptime	pit
1					54.215	76.9		3:13.159		7	30.455	100.2	43.676		22.841	126.1		1:36.972	
2	32.149	101.6	42.883		23.126	126.3		1:38.158		8	30.619	102.6	42.784		22.842	127.0		1:36.245	
3	30.789	101.3	42.872		22.874	126.8		1:36.535		9	30.654	101.6	42.555		22.897	127.0		1:36.106	
4	30.417	103.1	42.460		22.955	127.0		1:35.832		10	30.486	103.0	43.201		22.912	127.0		1:36.599	
5	30.530	103.1	42.283		22.693	127.0		1:35.506		11	30.147	104.1	42.169		23.341	126.3		1:35.657	
6	30.338	102.2	42.471		22.873	127.0		1:35.682		12	30.572	100.5	43.896		22.860	126.8		1:37.328	

42 Roger Townsend (GA2)									BMW M3										
lap	Sect-1	Speed	Sect-2	Speed	Sect-3	Speed	TopSpeed	laptime	pit	lap	Sect-1	Speed	Sect-2	Speed	Sect-3	Speed	Topspeed	laptime	pit
1					44.017	82.2		3:14.869		7	33.139	92.5	47.531		24.964	121.3		1:45.634	
2	37.409	90.9	48.318		25.073	120.9		1:50.800		8	33.247	91.6	47.111		24.924	121.5		1:45.282	
3	33.432	89.3	47.773		24.652	121.3		1:45.857		9	33.340	92.4	47.903		24.852	122.0		1:46.095	
4	33.372	92.4	47.741		24.738	122.0		1:45.851		10	33.143	95.0	47.359		24.765	121.5		1:45.267	
5	34.164	92.7	47.369		24.807	120.9		1:46.340		11	32.989	93.3	48.129		24.854	120.7		1:45.972	
6	33.272	92.5	47.945		25.120	120.7		1:46.337		12									

60 Mark Wright (GA1)									Ford Escort Mk2										
lap	Sect-1	Speed	Sect-2	Speed	Sect-3	Speed	TopSpeed	laptime	pit	lap	Sect-1	Speed	Sect-2	Speed	Sect-3	Speed	Topspeed	laptime	pit
1					38.970	97.9		3:16.233		7	31.322	96.9	44.513		23.924	122.9		1:39.759	
2	34.719	88.2	46.147		23.999	121.8		1:44.865		8	31.213	96.1	44.654		24.586	121.1		1:40.453	
3	31.635	96.6	45.920		24.034	122.6		1:41.589		9	32.278	95.1	44.214		23.907	122.4		1:40.399	
4	31.461	98.2	45.277		24.133	123.3		1:40.871		10	30.994	98.7	43.903		23.723	122.2		1:38.620	
5	31.387	98.6	44.903		24.136	122.4		1:40.426		11	31.316	98.3	44.018		24.064	122.0		1:39.398	
6	31.294	98.9	45.057		24.106	121.8		1:40.457		12	31.266	97.2	44.153		23.929	119.2		1:39.348	



Session Start: 13:57:32 - Finish: 14:18:25
 Weather/Track Conditions: Bright/Dry
 Circuit: Brands Hatch Grand Prix Circuit
 Track Length: 3.916 Km - 2.4330 miles

'Legends of Brands Hatch' Historic Race Meeting - 1 - 3 Jul 2016

HSCC/TCRE Super Touring Cars

Race 17 - Sector Analysis

83 David Ball (GA2)									BMW M3 E30								
lap	Sect-1	Speed	Sect-2	Speed	Sect-3	Speed	TopSpeed	laptime pit	lap	Sect-1	Speed	Sect-2	Speed	Sect-3	Speed	Topspeed	laptime pit
1					40.191	90.7		3:16.158	7	34.014	93.3	48.356		26.230	110.6		1:48.600
2	37.808	88.5	50.351		26.375	117.1		1:54.534	8	34.088	93.8	48.166		25.228	118.1		1:47.482
3	34.436	91.2	48.755		25.533	118.5		1:48.724	9	33.609	93.1	48.250		25.470	119.0		1:47.329
4	33.649	94.4	48.327		25.439	118.1		1:47.415	10	33.616	93.3	47.374		25.403	117.3		1:46.393
5	33.398	92.9	48.012		25.403	117.5		1:46.813	11	33.415	93.6	48.420		25.656	102.3		1:47.491
6	33.594	91.9	48.336		25.708	116.9		1:47.638	12								

84 Tom Houlbrook (GA2)									BMW E30 M3								
lap	Sect-1	Speed	Sect-2	Speed	Sect-3	Speed	TopSpeed	laptime pit	lap	Sect-1	Speed	Sect-2	Speed	Sect-3	Speed	Topspeed	laptime pit
1					43.375	75.7		3:15.510	7	33.389	90.9	47.385		25.000	117.5		1:45.774
2	37.432	88.5	48.628		25.361	117.9		1:51.421	8	32.618	92.2	46.766		24.774	118.1		1:44.158
3	33.644	89.5	47.655		24.913	118.7		1:46.212	9	33.037	92.0	47.396		25.193	118.3		1:45.626
4	33.384	93.0	47.900		25.223	119.2		1:46.507	10					24.690	118.3		1:44.172
5	33.347	92.9	48.095		25.245	117.7		1:46.687	11	32.601	94.0	47.882		26.313	116.9		1:46.796
6	33.257	91.7	48.790		25.300	116.7		1:47.347	12								

88 Warren Good (ST3)									BMW 318								
lap	Sect-1	Speed	Sect-2	Speed	Sect-3	Speed	TopSpeed	laptime pit	lap	Sect-1	Speed	Sect-2	Speed	Sect-3	Speed	Topspeed	laptime pit
1					42.643	81.2		3:15.879	6	36.839	77.2	52.986		28.108	110.4		1:57.933
2	39.523	77.5	51.988		29.568	85.1		2:01.079	7	39.298	70.7	55.975		27.766	109.5		2:03.039
3	36.511	87.1	52.603		28.332	110.7		1:57.446	8	37.198	75.8	52.103		27.704	94.3		1:57.005
4	35.898	84.2	52.972		27.130	109.1		1:56.000	9	37.681	80.0	54.634		28.271	110.9		2:00.586
5	36.635	80.1	52.517		27.605	112.0		1:56.757	10	36.704	76.8	56.475		31.019	101.2		2:04.198

97 Neil Smith (ST1)									Alfa Romeo 156								
lap	Sect-1	Speed	Sect-2	Speed	Sect-3	Speed	TopSpeed	laptime pit	lap	Sect-1	Speed	Sect-2	Speed	Sect-3	Speed	Topspeed	laptime pit
1					48.584	80.2		3:13.350	7	30.644	101.6	43.315		22.843	126.8		1:36.802
2	33.602	97.2	45.931		23.472	124.9		1:43.005	8	30.849	101.3	43.583		22.915	126.8		1:37.347
3	31.280	101.3	45.241		23.220	126.6		1:39.741	9	31.176	101.6	43.752		22.883	126.6		1:37.811
4	30.784	101.3	43.992		23.040	126.1		1:37.816	10	30.737	100.8	43.208		23.224	125.4		1:37.169
5	31.342	98.2	44.500		22.970	126.6		1:38.812	11	31.334	97.6	44.259		23.677	124.2		1:39.270
6	30.791	101.4	44.691		22.979	126.8		1:38.461	12	31.208	100.8	44.008		23.298	124.9		1:38.514



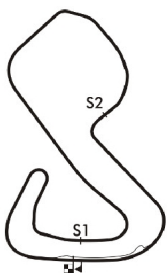
Session Start: 13:57:32 - Finish: 14:18:25
 Weather/Track Conditions: Bright/Dry
 Circuit: Brands Hatch Grand Prix Circuit
 Track Length: 3.916 Km - 2.4330 miles

'Legends of Brands Hatch' Historic Race Meeting - 1 - 3 Jul 2016

HSCC/TCRE Super Touring Cars

Race 17 - Best Sector Times

POS	NO	DRIVER/S	Sector 1			Sector 2			Sector 3			IDEAL LAP	BEST LAP	On
			TIME	LAP	POS	TIME	LAP	POS	TIME	LAP	POS			
1	40	Michael Lyons	30.147	11	2	42.169	11	2	22.693	5	1	1:35.009	1:35.506	5
2	1	Stewart Whyte	30.132	4	1	42.107	9	1	22.785	8	2	1:35.024	1:35.530	10
3	97	Neil Smith	30.644	7	5	43.208	10	4	22.843	7	3	1:36.695	1:36.802	7
4	12	Patrick Watts	30.148	7	3	42.835	9	3	22.920	5	5	1:35.903	1:36.141	8
5	21	Mark Lemmer	30.884	10	6	43.359	7	6	23.260	8	6	1:37.503	1:37.620	6
6	17	Mark Smith	31.293	12	9	43.557	10	8	23.393	7	8	1:38.243	1:38.403	12
7	9	Jason Minshaw	31.214	8	8	43.393	11	7	23.298	7	7	1:37.905	1:38.538	11
8	60	Mark Wright	30.994	10	7	43.903	10	9	23.723	10	9	1:38.620	1:38.620	10
9	36	Keith Butcher	31.871	5	10	45.961	9	10	24.258	11	10	1:42.090	1:42.529	9
10	8	Darren Fielding	32.389	11	11	46.246	6	12	24.433	5	12	1:43.068	1:43.399	5
11	42	Roger Townsend	32.989	11	14	47.111	8	15	24.652	3	13	1:44.752	1:45.267	10
12	27	Rick Wood	33.289	5	15	47.051	7	14	24.783	3	15	1:45.123	1:45.298	5
13	83	David Ball	33.398	5	16	47.374	10	16	25.228	8	16	1:46.000	1:46.393	10
14	25	Lindsay O'Donnell	34.140	4	17	49.105	11	17	26.063	11	17	1:49.308	1:49.617	11
15	88	Warren Good	35.898	4	18	51.988	2	18	27.130	4	18	1:55.016	1:56.000	4
16	84	Tom Houlbrook	32.601	11	12	46.766	8	13	24.690	10	14	1:44.057	1:44.158	8
17	31	Scott O'Donnell	32.672	6	13	45.979	9	11	24.265	3	11	1:42.916	1:43.324	3
18	37	Simon Garrad	30.553	6	4	43.265	7	5	22.911	7	4	1:36.729	1:36.975	7



Session Start: 13:57:32 - Finish: 14:18:25
Weather/Track Conditions: Bright/Dry
Circuit: Brands Hatch Grand Prix Circuit
Track Length: 3.916 Km - 2.4330 miles

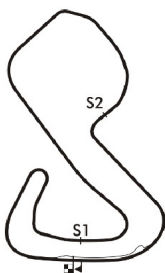


'Legends of Brands Hatch' Historic Race Meeting - 1 - 3 Jul 2016

HSCC/TCRE Super Touring Cars

Race 17 - Best Sector Speeds

	NO	SECTOR 1	MPH	NO	SECTOR 2	MPH	NO	SECTOR 3	MPH
1	37	Simon Garrad	104.6		NO SPEED TRAP		37	Simon Garrad	129.2
2	17	Mark Smith	104.4				1	Stewart Whyte	128.7
3	40	Michael Lyons	104.1				17	Mark Smith	128.7
4	1	Stewart Whyte	102.5				40	Michael Lyons	127.0
5	12	Patrick Watts	102.2				97	Neil Smith	126.8
6	97	Neil Smith	101.6				9	Jason Minshaw	124.7
7	9	Jason Minshaw	100.6				12	Patrick Watts	123.8
8	21	Mark Lemmer	100.5				21	Mark Lemmer	123.5
9	60	Mark Wright	98.9				60	Mark Wright	123.3
10	36	Keith Butcher	98.0				42	Roger Townsend	122.0
11	31	Scott O'Donnell	97.9				36	Keith Butcher	121.5
12	8	Darren Fielding	95.0				31	Scott O'Donnell	121.3
13	42	Roger Townsend	95.0				27	Rick Wood	119.8
14	83	David Ball	94.4				84	Tom Houlbrook	119.2
15	84	Tom Houlbrook	94.0				8	Darren Fielding	119.0
16	27	Rick Wood	92.9				83	David Ball	119.0
17	25	Lindsay O'Donnell	91.2				25	Lindsay O'Donnell	113.9
18	88	Warren Good	87.1				88	Warren Good	112.0



Session Start: 13:57:32 - Finish: 14:18:25
Weather/Track Conditions: Bright/Dry
Circuit: Brands Hatch Grand Prix Circuit
Track Length: 3.916 Km - 2.4330 miles

'Legends of Brands Hatch' Historic Race Meeting - 1 - 3 Jul 2016

HSCC/TCRE Super Touring Cars

Race 17 - Lap Chart

Lap 1			Lap 2			Lap 3			Lap 4			Lap 5			Lap 6		
NO	Behind	Laptime	NO	Behind	Laptime	NO	Behind	Laptime	NO	Behind	Laptime	NO	Behind	Laptime	NO	Behind	Laptime
40		3:13.159	40		1:38.158	40		1:36.535	40		1:35.832	40		1:35.506	40		1:35.682
12	0.025	3:13.184	12	1.777	1:39.910	12	2.060	1:36.818	12	2.597	1:36.369	1	3.584	1:36.325	1	3.803	1:35.901
97	0.191	3:13.350	1	3.235	1:41.199	1	2.835	1:36.135	1	2.765	1:35.762	12	4.581	1:37.490	12	5.323	1:36.424
1	0.194	3:13.353	37	4.553	1:42.325	37	7.780	1:39.762	97	10.228	1:37.816	97	13.534	1:38.812	37	15.779	1:37.434
37	0.386	3:13.545	97	5.038	1:43.005	97	8.244	1:39.741	37	10.806	1:38.858	37	14.027	1:38.727	97	16.313	1:38.461
17	0.714	3:13.873	17	5.519	1:42.963	17	8.867	1:39.883	17	12.016	1:38.981	17	15.564	1:39.054	17	19.227	1:39.345
36	0.896	3:14.055	31	9.670	1:46.519	21	13.941	1:40.225	21	16.606	1:38.497	21	19.232	1:38.132	21	21.170	1:37.620
9	1.021	3:14.180	60	9.781	1:44.865	60	14.835	1:41.589	60	19.874	1:40.871	60	24.794	1:40.426	60	29.569	1:40.457
31	1.309	3:14.468	21	10.251	1:45.965	31	16.459	1:43.324	9	23.692	1:42.497	9	27.936	1:39.750	9	30.801	1:38.547
8	1.463	3:14.622	9	10.671	1:47.808	9	17.027	1:42.891	31	25.027	1:44.400	31	33.240	1:43.719	31	41.462	1:43.904
42	1.710	3:14.869	8	12.300	1:48.995	8	20.345	1:44.580	8	28.653	1:44.140	8	36.546	1:43.399	8	44.372	1:43.508
27	1.719	3:14.878	42	14.352	1:50.800	42	23.674	1:45.857	42	33.693	1:45.851	36	41.732	1:42.567	36	50.131	1:44.081
25	2.088	3:15.247	27	14.756	1:51.195	27	24.582	1:46.361	36	34.671	1:44.034	42	44.527	1:46.340	42	55.182	1:46.337
84	2.351	3:15.510	84	15.614	1:51.421	84	25.291	1:46.212	27	35.249	1:46.499	27	45.041	1:45.298	27	55.593	1:46.234
21	2.444	3:15.603	36	18.766	1:56.028	36	26.469	1:44.238	84	35.966	1:46.507	84	47.147	1:46.687	84	58.812	1:47.347
88	2.720	3:15.879	25	18.787	1:54.857	83	31.564	1:48.724	83	43.147	1:47.415	83	54.454	1:46.813	83	1:06.410	1:47.638
83	2.999	3:16.158	83	19.375	1:54.534	25	34.403	1:52.151	25	49.404	1:50.833	25	1:05.369	1:51.471	25	1:21.515	1:51.828
60	3.074	3:16.233	88	25.641	2:01.079	88	46.552	1:57.446	88	1:06.720	1:56.000	88	1:27.971	1:56.757			

Session Start: 13:57:32 - Finish: 14:18:25

Weather/Track Conditions: Bright/Dry

Circuit: Brands Hatch Grand Prix Circuit

Track Length: 3.916 Km - 2.4330 miles

'Legends of Brands Hatch' Historic Race Meeting - 1 - 3 Jul 2016

HSCC/TCRE Super Touring Cars

Race 17 - Lap Chart

Lap 7			Lap 8			Lap 9			Lap 10			Lap 11			Lap 12		
NO	Behind	Laptime	NO	Behind	Laptime	NO	Behind	Laptime	NO	Behind	Laptime	NO	Behind	Laptime	NO	Behind	Laptime
40		1:36.972	40		1:36.245	40		1:36.106	40		1:36.599	40		1:35.657	40		1:37.328
1	3.529	1:36.698	1	3.041	1:35.757	1	3.472	1:36.537	1	2.403	1:35.530	27	1 LAP	1:47.749	42	1 LAP	1:45.972
12	5.171	1:36.820	12	5.067	1:36.141	12	7.302	1:38.341	83	1 LAP	1:47.329	1	2.609	1:35.863	1	4.534	1:39.253
88	1 LAP	1:57.933	97	17.245	1:37.347	25	1 LAP	1:53.178	12	19.516	1:48.813	83	1 LAP	1:46.393	84	1 LAP	1:46.796
37	15.782	1:36.975	37	17.697	1:38.160	97	18.950	1:37.811	97	19.520	1:37.169	12	23.128	1:39.269	27	1 LAP	1:48.732
97	16.143	1:36.802	21	24.132	1:38.397	21	25.989	1:37.963	21	27.898	1:38.508	97	23.133	1:39.270	88	2 LAPS	2:04.198
17	21.220	1:38.965	17	25.331	1:40.356	17	28.662	1:39.437	17	30.617	1:38.554	21	30.372	1:38.131	97	24.319	1:38.514
21	21.980	1:37.782	9	36.540	1:39.858	9	39.606	1:39.172	25	1 LAP	1:52.534	17	33.767	1:38.807	83	1 LAP	1:47.491
60	32.356	1:39.759	60	36.564	1:40.453	60	40.857	1:40.399	9	41.747	1:38.740	9	44.628	1:38.538	12	30.511	1:44.711
9	32.927	1:39.098	88	1 LAP	2:03.039	88	1 LAP	1:57.005	60	42.878	1:38.620	60	46.619	1:39.398	21	31.448	1:38.404
31	50.961	1:46.471	8	1:00.203	1:44.765	8	1:08.527	1:44.430	8	1:16.448	1:44.520	25	1 LAP	1:49.910	17	34.842	1:38.403
8	51.683	1:44.283	31	1:01.863	1:47.147	31	1:10.491	1:44.734	36	1:17.868	1:43.326	8	1:24.355	1:43.564	9	48.168	1:40.868
36	57.654	1:44.495	36	1:04.718	1:43.309	36	1:11.141	1:42.529	31	1:18.276	1:44.384	36	1:24.882	1:42.671	60	48.639	1:39.348
42	1:03.844	1:45.634	42	1:12.881	1:45.282	42	1:22.870	1:46.095	88	1 LAP	2:00.586				25	1 LAP	1:49.617
27	1:04.215	1:45.594	27	1:13.880	1:45.910	27	1:24.821	1:47.047	42	1:31.538	1:45.267				36	1:31.541	1:43.987
84	1:07.614	1:45.774	84	1:15.527	1:44.158	84	1:25.047	1:45.626	84	1:32.620	1:44.172				8	1:32.266	1:45.239
83	1:18.038	1:48.600	83	1:29.275	1:47.482												
25	1:35.664	1:51.121															

Session Start: 13:57:32 - Finish: 14:18:25
Weather/Track Conditions: Bright/Dry
Circuit: Brands Hatch Grand Prix Circuit
Track Length: 3.916 Km - 2.4330 miles

'Legends of Brands Hatch' Historic Race Meeting - 1 - 3 Jul 2016

Derek Bell Trophy

Race 18 - Classification

Sheet No:

POS	NO	DRIVER/S	CLASS	CLASS POS	CAR MAKE / MODEL	TIME	LAPS	GAP	DIFF	MPH	BEST	ON
1	19	Michael Lyons	INV	1	Surtees TS9	20:25.725	14	-- 14 laps		100.0	1:26.374	5
2	22	Mark Dwyer	C	1	March 742	20:44.464	14	18.739	18.739	98.53	1:27.326	3
3	73	Adrian Hall	F	1	Trojan T101	20:49.640	14	23.915	5.176	98.12	1:28.238	9
4	7	Neil Glover	F	2	Lola T332	21:09.945	14	44.220	20.305	96.55	1:28.997	6
5	52	Daryl Taylor	F	3	Chevron B28	21:28.485	14	1:02.760	18.540	95.16	1:28.468	7
6	5	Chris Atkinson	E	1	Surtees TS8	21:32.506	14	1:06.781	4.021	94.87	1:30.454	14
7	69	Martyn Donn	B	1	Lola T760	21:33.456	14	1:07.731	0.950	94.80	1:30.231	10
8	31	Rob Wainwright	A	1	Crossle 18F	21:53.730	14	1:28.005	20.274	93.34	1:31.690	12
9	117	Michael Bletsoe-Brown	C	2	Chevron B27	20:32.276	13	-- 13 laps	12.504	92.40	1:32.098	6
10	21	John Harrison	CC	1	Mallock Mk21	20:38.736	13	6.460	6.460	91.92	1:31.625	8
11	26	Frank Lyons	INV	2	McLaren M26	20:44.116	13	11.840	5.380	91.52	1:31.718	10
12	58	Pat Gormley	G	1	Safir RJ03	20:54.710	13	22.434	10.594	90.75	1:34.075	8
13	17	Alan Cook	CC	2	Mallock Mk20	21:08.020	13	35.744	13.310	89.79	1:34.701	9
14	12	Wil Arif	B	2	March 722	21:17.629	13	45.353	9.609	89.12	1:34.353	13
15	71	Simon Taylor	F	4	Chevron B28	21:21.274	13	48.998	3.645	88.86	1:30.265	10
16	28	Robert Cracknell	H	1	Reynard SF84	20:59.972	12	-- 12 laps	1:15.075	83.41	1:42.495	10

----- NOT CLASSIFIED -----

DNC 32	Adam Simmonds	E		Lola T142	20:36.683	10	-- 10 laps	3:06.647	70.82	2:00.861	9
DNF 10	Daniel Pyett	A		Tecno F2	13:08.842	8	-- 8 laps --		88.83	1:35.708	7
DNF 55	Judy Lyons	F		Lola T332	6:53.347	3	-- 3 laps --	1:47.769	63.57	2:09.966	2
DNF 11	Mark Charteris	CC		Mallock Mk20/21	1:34.664	1	-- 1 laps --		92.52		
DNF 30	Paul Campfield	F		Chevron B24	1:34.707	1		0.043	0.043	92.48	

----- FASTEST LAP SUMMARY -----

NO	DRIVER/S	CLASS	CAR MAKE / MODEL	FASTEST LAP	ON	MPH
19	Michael Lyons	INV	Surtees TS9	1:26.374	5	101.41
22	Mark Dwyer	C	March 742	1:27.326	3	100.30
73	Adrian Hall	F	Trojan T101	1:28.238	9	99.26
69	Martyn Donn	B	Lola T760	1:30.231	10	97.07
5	Chris Atkinson	E	Surtees TS8	1:30.454	14	96.83
21	John Harrison	CC	Mallock Mk21	1:31.625	8	95.59
31	Rob Wainwright	A	Crossle 18F	1:31.690	12	95.53
58	Pat Gormley	G	Safir RJ03	1:34.075	8	93.10
28	Robert Cracknell	H	Reynard SF84	1:42.495	10	85.46

Session Start: 14:31:49 - Finish: 14:52:14

Weather/Track Conditions: Bright/Dry

Circuit: Brands Hatch Grand Prix Circuit

Track Length: 3.916 Km - 2.4330 miles

These results are provisional until the conclusion of any judicial and technical matters.

Clerk of the Course: <p style="text-align: right;">Julian Floyd</p>	Timekeeper: <p style="text-align: right;">Nick Palmer</p>	Issued at:
--	--	------------

'Legends of Brands Hatch' Historic Race Meeting - 1 - 3 Jul 2016

Derek Bell Trophy

Race 18 - Sector Analysis

5 Chris Atkinson (E)									Surtees TS8										
lap	Sect-1	Speed	Sect-2	Speed	Sect-3	Speed	TopSpeed	laptime	pit	lap	Sect-1	Speed	Sect-2	Speed	Sect-3	Speed	Topspeed	laptime	pit
1		103.1	42.297		22.115	144.8		1:39.665		8	28.576	110.2	41.242		22.591	140.9		1:32.409	
2	30.549	89.8	42.265		21.787	145.1		1:34.601		9	29.457	106.0	40.967		21.912	144.8		1:32.336	
3	29.313	109.5	40.760		21.409	144.2		1:31.482		10	28.420	114.9	40.660		21.405	146.1		1:30.485	
4	29.043	104.6	40.819		22.640	129.0		1:32.502		11	28.872	112.2	40.729		21.749	145.4		1:31.350	
5	29.111	111.7	41.166		21.532	145.4		1:31.809		12	29.131	110.4	40.582		21.323	146.1		1:31.036	
6	29.066	105.9	41.133		21.824	145.4		1:32.023		13	28.783	115.7	40.422		21.725	145.1		1:30.930	
7	28.791	111.7	40.824		21.809	145.1		1:31.424		14	28.912	113.4	40.192		21.350	144.8		1:30.454	

7 Neil Glover (F)									Lola T332										
lap	Sect-1	Speed	Sect-2	Speed	Sect-3	Speed	TopSpeed	laptime	pit	lap	Sect-1	Speed	Sect-2	Speed	Sect-3	Speed	Topspeed	laptime	pit
1		105.7	40.678		21.197	146.4		1:38.526		8	28.588	108.1	41.045		21.052	147.0		1:30.685	
2	31.481	92.5	41.771		21.484	146.7		1:34.736		9	28.963	107.7	39.616		21.039	146.4		1:29.618	
3					21.484	146.1		1:29.850		10	28.895	105.4	39.640		20.844	148.6		1:29.379	
4	28.709	100.6	40.399		21.381	144.5		1:30.489		11	29.182	109.5	39.452		20.840	146.1		1:29.474	
5	28.790	106.2	39.443		21.284	145.7		1:29.517		12	28.608	110.6	39.636		20.789	148.6		1:29.033	
6	28.430	109.3	39.597		20.970	146.1		1:28.997		13	29.124	105.2	39.945		20.999	146.7		1:30.068	
7					21.249	145.4		1:29.532		14	29.070	112.0	39.765		21.206	145.4		1:30.041	

10 Daniel Pyett (A)									Tecno F2										
lap	Sect-1	Speed	Sect-2	Speed	Sect-3	Speed	TopSpeed	laptime	pit	lap	Sect-1	Speed	Sect-2	Speed	Sect-3	Speed	Topspeed	laptime	pit
1		86.2	44.699		23.720	124.7		1:48.740		5	31.246	101.3	43.057		23.548	127.8		1:37.851	
2	31.372	103.0	43.390		23.213	127.0		1:37.975		6	30.288	100.3	42.865		23.173	127.8		1:36.326	
3	32.174	99.2	43.457		23.232	128.0		1:38.863		7	30.441	102.3	42.502		22.765	127.3		1:35.708	
4	31.125	103.1	43.026		23.029	123.1		1:37.180		8	30.917	104.2	42.632		22.650	129.7		1:36.199	

11 Mark Charteris (CC)									Mallock Mk20/21										
lap	Sect-1	Speed	Sect-2	Speed	Sect-3	Speed	TopSpeed	laptime	pit	lap	Sect-1	Speed	Sect-2	Speed	Sect-3	Speed	Topspeed	laptime	pit
1		104.9	40.216		21.676	127.5		1:34.664		2									

12 Wil Arif (B)									March 722										
lap	Sect-1	Speed	Sect-2	Speed	Sect-3	Speed	TopSpeed	laptime	pit	lap	Sect-1	Speed	Sect-2	Speed	Sect-3	Speed	Topspeed	laptime	pit
1		93.3	46.986		24.044	119.2		1:52.053		8	30.178	101.4	42.480		23.341	124.2		1:35.999	
2	31.944	96.5	44.622		24.576	116.3		1:41.142		9	30.973	101.4	42.699		22.656	124.0		1:36.328	
3	32.284	89.9	45.087		23.699	120.2		1:41.070		10	30.167	102.0	41.845		23.200	123.8		1:35.212	
4	30.902	99.0	43.177		23.501	120.2		1:37.580		11	30.267	102.5	41.904		22.921	120.0		1:35.092	
5	30.787	100.3	43.342		23.232	123.1		1:37.361		12	31.984	100.2	42.208		22.717	123.8		1:36.909	
6	30.992	99.8	42.930		22.937	123.3		1:36.859		13	30.058	102.5	41.652		22.643	123.5		1:34.353	
7	30.335	100.6	44.334		23.002	122.4		1:37.671		14									

17 Alan Cook (CC)									Mallock Mk20										
lap	Sect-1	Speed	Sect-2	Speed	Sect-3	Speed	TopSpeed	laptime	pit	lap	Sect-1	Speed	Sect-2	Speed	Sect-3	Speed	Topspeed	laptime	pit
1		95.0	44.078		24.270	120.2		1:48.544		8	30.474	101.7	42.107		22.944	122.2		1:35.525	
2	30.741	100.2	43.292		23.016	120.9		1:37.049		9	29.980	101.6	41.825		22.896	121.3		1:34.701	
3	30.683	101.9	44.038		23.940	118.7		1:38.661		10	30.338	101.4	43.241		23.627	120.4		1:37.206	
4	31.290	101.9	43.419		23.542	120.0		1:38.251		11	30.721	99.6	42.313		23.047	122.0		1:36.081	
5	31.038	100.3	42.786		23.631	120.9		1:37.455		12	30.257	101.6	42.108		23.101	120.7		1:35.466	
6	30.666	100.2	42.416		23.297	120.9		1:36.379		13	30.250	101.3	42.717		23.359	120.9		1:36.326	
7					23.217	120.2		1:36.376		14									

19 Michael Lyons (INV)									Surtees TS9										
lap	Sect-1	Speed	Sect-2	Speed	Sect-3	Speed	TopSpeed	laptime	pit	lap	Sect-1	Speed	Sect-2	Speed	Sect-3	Speed	Topspeed	laptime	pit
1		116.3	38.496		20.355	150.3		1:30.053		8	27.850	116.1	39.126		20.432	150.6		1:27.408	
2	27.984	107.9	38.329		20.352	150.3		1:26.665		9	28.030	108.1	38.639		20.365	151.0		1:27.034	
3	28.268	111.8	38.346		20.805	149.6		1:27.419		10	28.075	116.9	38.643		21.517	151.0		1:28.235	
4	28.699	105.2	38.282		20.439	150.6		1:27.420		11	29.714	112.0	38.023		20.533	151.0		1:28.270	
5	27.986	112.2	38.083		20.305	151.3		1:26.374		12	28.502	110.9	39.195		20.485	150.3		1:28.182	
6	28.115	113.4	38.275		20.451	151.3		1:26.841		13	28.753	115.1	37.962		20.275	151.3		1:26.990	
7	27.780	117.9	38.788		20.409	152.3		1:26.977		14	28.118	114.1	39.437		20.302	148.3		1:27.857	



Session Start: 14:31:49 - Finish: 14:52:14
 Weather/Track Conditions: Bright/Dry
 Circuit: Brands Hatch Grand Prix Circuit
 Track Length: 3.916 Km - 2.4330 miles

'Legends of Brands Hatch' Historic Race Meeting - 1 - 3 Jul 2016

Derek Bell Trophy

Race 18 - Sector Analysis

21 John Harrison (CC)									Mallock Mk21										
lap	Sect-1	Speed	Sect-2	Speed	Sect-3	Speed	TopSpeed	laptime	pit	lap	Sect-1	Speed	Sect-2	Speed	Sect-3	Speed	Topspeed	laptime	pit
1		85.2	47.920		22.739	124.5		2:02.393		8	28.997	104.6	40.680		21.948	126.1		1:31.625	
2	29.598	103.0	42.467		22.208	125.1		1:34.273		9	29.052	105.2	40.908		23.326	126.1		1:33.286	
3	29.477	103.1	40.792		21.923	125.4		1:32.192		10	29.098	105.2	40.587		22.136	126.1		1:31.821	
4	29.257	104.4	41.855		22.895	125.6		1:34.007		11	29.424	105.2	42.575		22.233	126.1		1:34.232	
5	29.539	104.9	41.755		22.380	125.6		1:33.674		12	29.831	104.2	41.141		22.284	126.1		1:33.256	
6	29.365	104.4	41.372		23.400	126.3		1:34.137		13	29.202	105.5	40.288		22.228	123.8		1:31.718	
7	29.543	104.4	40.594		21.985	126.1		1:32.122		14									

22 Mark Dwyer (C)									March 742										
lap	Sect-1	Speed	Sect-2	Speed	Sect-3	Speed	TopSpeed	laptime	pit	lap	Sect-1	Speed	Sect-2	Speed	Sect-3	Speed	Topspeed	laptime	pit
1		108.3	39.384		20.953	137.4		1:32.534		8	28.085	110.9	39.339		21.136	136.8		1:28.560	
2	27.886	112.0	38.976		20.857	137.4		1:27.719		9	28.396	110.6	39.523		21.162	138.3		1:29.081	
3	27.903	113.0	38.564		20.859	136.6		1:27.326		10	28.289	110.6	39.287		21.063	138.0		1:28.639	
4	27.936	108.1	39.354		20.824	137.4		1:28.114		11	28.190	111.8	39.708		21.207	138.0		1:29.105	
5	28.031	110.6	39.161		20.939	137.7		1:28.131		12	27.982	111.3	39.071		21.279	136.0		1:28.332	
6	28.120	110.0	39.197		21.069	137.7		1:28.386		13	28.012	112.0	39.368		21.329	136.0		1:28.709	
7	28.534	109.8	39.439		22.333	137.1		1:30.306		14	28.324	110.9	39.447		21.751	133.9		1:29.522	

26 Frank Lyons (INV)									McLaren M26										
lap	Sect-1	Speed	Sect-2	Speed	Sect-3	Speed	TopSpeed	laptime	pit	lap	Sect-1	Speed	Sect-2	Speed	Sect-3	Speed	Topspeed	laptime	pit
1		92.4	45.146		22.081	127.0		1:49.333		8	29.610	112.4	41.452		21.272	142.6		1:32.334	
2	31.548	89.9	43.256		22.770	127.3		1:37.574		9	29.604	112.8	40.973		23.782	132.5		1:34.359	
3	29.837	96.7	42.233		21.760	140.6		1:33.830		10	29.131	108.4	40.014		22.573	124.2		1:31.718	
4	29.948	102.3	42.749		21.253	141.2		1:33.950		11	30.351	107.7	42.165		21.960	140.0		1:34.476	
5	29.625	103.7	42.650		21.422	143.0		1:33.697		12	29.437	104.6	42.567		21.469	132.8		1:33.473	
6	31.957	105.0	46.477		24.909	129.0		1:43.343		13	29.788	104.7	41.004		21.855	135.5		1:32.647	
7	30.055	92.2	41.972		21.355	140.9		1:33.382		14									

28 Robert Cracknell (H)									Reynard SF84										
lap	Sect-1	Speed	Sect-2	Speed	Sect-3	Speed	TopSpeed	laptime	pit	lap	Sect-1	Speed	Sect-2	Speed	Sect-3	Speed	Topspeed	laptime	pit
1		87.0	48.026		24.326	114.5		1:55.991		7	32.473	90.7	47.086		24.412	115.1		1:43.971	
2	32.439	89.5	47.240		24.220	113.9		1:43.899		8	31.568	92.6	46.276		25.377	112.2		1:43.221	
3	32.299	93.9	46.499		24.234	114.1		1:43.032		9	34.667	93.4	47.512		24.098	110.4		1:46.277	
4	31.805	94.0	46.171		24.526	113.7		1:42.502		10	32.524	93.3	45.902		24.069	112.8		1:42.495	
5	31.825	90.1	47.066		24.625	113.9		1:43.516		11	33.517	91.0	47.548		24.526	113.0		1:45.591	
6	33.111	90.1	47.572		24.449	113.9		1:45.132		12	32.780	93.4	47.391		24.174	110.4		1:44.345	

30 Paul Campfield (F)									Chevron B24										
lap	Sect-1	Speed	Sect-2	Speed	Sect-3	Speed	TopSpeed	laptime	pit	lap	Sect-1	Speed	Sect-2	Speed	Sect-3	Speed	Topspeed	laptime	pit
1		109.3	40.083		21.032	146.7		1:34.707		2									

31 Rob Wainwright (A)									Crossle 18F										
lap	Sect-1	Speed	Sect-2	Speed	Sect-3	Speed	TopSpeed	laptime	pit	lap	Sect-1	Speed	Sect-2	Speed	Sect-3	Speed	Topspeed	laptime	pit
1		92.7	43.053		22.839	124.7		1:47.177		8	29.258	104.9	41.698		22.842	124.7		1:33.798	
2	29.902	102.5	41.324		22.691	123.3		1:33.917		9	29.717	101.9	40.646		22.282	124.9		1:32.645	
3	29.623	106.4	40.859		22.375	121.8		1:32.857		10	29.302	104.7	40.719		22.370	124.2		1:32.391	
4	29.468	105.7	40.858		22.477	124.0		1:32.803		11	29.313	106.0	40.698		22.265	125.4		1:32.276	
5	30.482	101.4	40.895		22.390	122.0		1:33.767		12	28.952	106.0	40.443		22.295	123.1		1:31.690	
6	29.355	104.7	40.729		22.112	125.1		1:32.196		13	29.108	104.9	40.549		22.237	124.7		1:31.894	
7	29.163	105.2	40.856		22.342	124.9		1:32.361		14	29.395	106.7	41.407		23.156	117.7		1:33.958	

32 Adam Simmonds (E)									Lola T142										
lap	Sect-1	Speed	Sect-2	Speed	Sect-3	Speed	TopSpeed	laptime	pit	lap	Sect-1	Speed	Sect-2	Speed	Sect-3	Speed	Topspeed	laptime	pit
1		75.2	55.891		28.692	106.0		2:13.342		6	38.535	77.6	55.222		29.453	107.7		2:03.210	
2	38.542	78.9	55.595		28.485	106.4		2:02.622		7	37.737	78.9	54.354		29.119	105.7		2:01.210	
3	38.526	78.0	55.413		28.803	103.9		2:02.742		8	38.238	86.3	55.263		28.633	106.7		2:02.134	
4	39.687	80.3	55.951		29.579	106.4		2:05.217		9	38.055	84.5	54.505		28.301	106.5		2:00.861	
5	39.403	82.1	55.562		29.387	102.2		2:04.352		10	37.535	82.8	54.904		28.554	105.5		2:00.993	



Session Start: 14:31:49 - Finish: 14:52:14
 Weather/Track Conditions: Bright/Dry
 Circuit: Brands Hatch Grand Prix Circuit
 Track Length: 3.916 Km - 2.4330 miles

'Legends of Brands Hatch' Historic Race Meeting - 1 - 3 Jul 2016

Derek Bell Trophy

Race 18 - Sector Analysis

52 Daryl Taylor (F)									Chevron B28										
lap	Sect-1	Speed	Sect-2	Speed	Sect-3	Speed	TopSpeed	laptime	pit	lap	Sect-1	Speed	Sect-2	Speed	Sect-3	Speed	Topspeed	laptime	pit
1		94.7	41.405		21.338	144.5		1:43.077		8	28.648	116.3	41.349		20.798	143.3		1:30.795	
2	30.255	107.6	40.139		21.511	138.8		1:31.905		9	28.767	116.5	39.370		20.881	142.6		1:29.018	
3	29.056	111.8	41.084		21.484	143.0		1:31.624		10	28.745	115.9	39.420		21.146	143.9		1:29.311	
4	29.152	110.9	40.176		21.795	135.5		1:31.123		11	32.690	111.1	41.097		21.688	140.3		1:35.475	
5	28.723	116.7	39.601		21.024	141.4		1:29.348		12	29.475	114.9	43.678		21.410	135.7		1:34.563	
6	28.675	117.5	39.413		21.094	144.2		1:29.182		13	29.431	117.7	40.664		21.986	136.3		1:32.081	
7	28.530	115.9	39.077		20.861	142.6		1:28.468		14	29.881	112.4	40.474		22.160	134.7		1:32.515	

55 Judy Lyons (F)									Lola T332										
lap	Sect-1	Speed	Sect-2	Speed	Sect-3	Speed	TopSpeed	laptime	pit	lap	Sect-1	Speed	Sect-2	Speed	Sect-3	Speed	Topspeed	laptime	pit
1		69.9	59.244		30.198	98.0		2:20.386		3	42.076	63.6	1:07.316		33.603	83.2		2:22.995	
2	39.450	75.5	57.631		32.885	83.8		2:09.966		4									

58 Pat Gormley (G)									Safir RJ03										
lap	Sect-1	Speed	Sect-2	Speed	Sect-3	Speed	TopSpeed	laptime	pit	lap	Sect-1	Speed	Sect-2	Speed	Sect-3	Speed	Topspeed	laptime	pit
1		96.2	44.130		23.749	120.7		1:48.960		8	29.738	99.9	41.818		22.519	119.8		1:34.075	
2	31.605	97.6	43.221		23.880	121.3		1:38.706		9	29.603	99.8	41.959		23.842	120.9		1:35.404	
3	30.874	98.7	42.403		23.171	121.5		1:36.448		10	30.146	99.3	42.174		23.009	121.3		1:35.329	
4	29.759	98.9	42.889		22.850	118.7		1:35.498		11	29.961	99.2	42.081		22.569	121.8		1:34.611	
5	29.423	99.2	42.203		22.658	120.0		1:34.284		12	29.877	99.5	41.683		22.524	121.1		1:34.084	
6	29.514	99.6	43.622		23.376	120.0		1:36.512		13	29.781	100.0	42.006		22.334	120.9		1:34.121	
7	30.856	98.4	42.910		22.912	122.6		1:36.678		14									

69 Martyn Donn (B)									Lola T760										
lap	Sect-1	Speed	Sect-2	Speed	Sect-3	Speed	TopSpeed	laptime	pit	lap	Sect-1	Speed	Sect-2	Speed	Sect-3	Speed	Topspeed	laptime	pit
1		104.2	42.244		22.431	127.3		1:40.410		8	29.522	105.2	40.349		22.448	125.4		1:32.319	
2	30.342	102.2	42.163		22.221	128.2		1:34.726		9	28.421	107.6	40.357		22.328	126.3		1:31.106	
3	29.372	105.7	41.494		22.078	126.1		1:32.944		10	28.491	106.5	39.983		21.757	125.8		1:30.231	
4	29.418	102.8	41.116		21.927	127.8		1:32.461		11	29.134	106.2	39.948		21.724	126.8		1:30.806	
5	29.931	103.7	40.785		21.908	126.1		1:32.624		12	28.161	107.0	40.422		22.139	126.6		1:30.722	
6	28.994	103.4	40.608		21.764	127.0		1:31.366		13	28.302	107.6	40.127		22.072	127.8		1:30.501	
7	29.234	106.2	40.975		22.430	127.0		1:32.639		14	28.698	106.4	40.218		21.685	126.6		1:30.601	

71 Simon Taylor (F)									Chevron B28										
lap	Sect-1	Speed	Sect-2	Speed	Sect-3	Speed	TopSpeed	laptime	pit	lap	Sect-1	Speed	Sect-2	Speed	Sect-3	Speed	Topspeed	laptime	pit
1		109.3	41.248		21.810	140.9		1:37.886		8	29.525	117.5	40.082		21.846	143.3		1:31.453	
2	31.711	112.6	41.736		21.817	143.3		1:35.264		9	29.317	120.0	40.143		21.773	144.5		1:31.233	
3	30.006	116.5	41.722		21.740	134.9		1:33.468		10	29.082	116.3	39.657		21.526	143.6		1:30.265	
4	30.084	115.9	41.016		21.846	138.8		1:32.946		11	1:28.946	106.5	44.373		23.359	129.7		2:36.678	
5	30.364	115.5	40.665		21.534	143.3		1:32.563		12	33.428	95.5	42.469		22.934	131.8		1:38.831	
6	29.488	116.1	40.506		21.428	143.3		1:31.422		13	31.335	114.5	42.600		22.442	130.5		1:36.377	
7	29.665	115.9	41.177		22.046	145.1		1:32.888		14									

73 Adrian Hall (F)									Trojan T101										
lap	Sect-1	Speed	Sect-2	Speed	Sect-3	Speed	TopSpeed	laptime	pit	lap	Sect-1	Speed	Sect-2	Speed	Sect-3	Speed	Topspeed	laptime	pit
1		101.7	39.756		20.841	143.0		1:33.592		8	28.738	111.7	39.196		20.768	142.0		1:28.702	
2	28.182	110.2	39.432		20.875	141.7		1:28.489		9	28.454	108.1	39.026		20.758	141.7		1:28.238	
3	28.187	114.9	39.598		20.797	142.3		1:28.582		10	28.375	109.7	39.238		20.688	143.3		1:28.301	
4	28.545	106.5	39.800		20.820	142.3		1:29.165		11	28.104	111.7	39.756		20.689	143.6		1:28.549	
5	28.236	111.1	39.773		20.878	142.3		1:28.887		12	29.535	107.6	40.123		20.847	143.3		1:30.505	
6	28.110	110.0	39.566		21.046	143.3		1:28.722		13	28.525	111.8	39.160		21.115	138.5		1:28.800	
7	28.198	112.6	39.872		21.670	134.4		1:29.740		14	28.531	108.8	39.939		20.898	138.3		1:29.368	



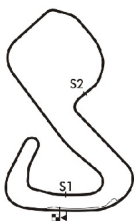
Session Start: 14:31:49 - Finish: 14:52:14
 Weather/Track Conditions: Bright/Dry
 Circuit: Brands Hatch Grand Prix Circuit
 Track Length: 3.916 Km - 2.4330 miles

'Legends of Brands Hatch' Historic Race Meeting - 1 - 3 Jul 2016

Derek Bell Trophy

Race 18 - Sector Analysis

117 Michael Bletsoe-Brown (C)									Chevron B27								
lap	Sect-1	Speed	Sect-2	Speed	Sect-3	Speed	TopSpeed	laptime pit	lap	Sect-1	Speed	Sect-2	Speed	Sect-3	Speed	Topspeed	laptime pit
1		97.7	42.658		22.135	133.1		1:43.018	8	29.487	105.5	41.895		22.291	131.8		1:33.673
2	31.538	103.4	41.690		22.060	132.3		1:35.288	9	30.713	107.2	43.247		22.017	132.0		1:35.977
3	29.765	108.6	40.998		22.098	132.5		1:32.861	10	30.126	103.3	41.298		22.229	131.5		1:33.653
4	29.538	103.9	42.009		22.090	132.3		1:33.637	11	30.094	92.6	43.747		22.353	131.0		1:36.194
5	30.104	107.2	41.799		22.141	131.8		1:34.044	12	29.610	106.4	41.461		21.990	132.5		1:33.061
6	29.355	106.5	41.000		21.743	132.3		1:32.098	13	30.338	107.7	41.683		23.154	127.8		1:35.175
7	29.869	90.9	41.589		22.139	131.8		1:33.597	14								

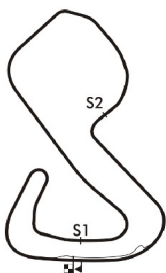


'Legends of Brands Hatch' Historic Race Meeting - 1 - 3 Jul 2016

Derek Bell Trophy

Race 18 - Best Sector Times

POS	NO	DRIVER/S	Sector 1			Sector 2			Sector 3			IDEAL LAP	BEST LAP	On
			TIME	LAP	POS	TIME	LAP	POS	TIME	LAP	POS			
1	19	Michael Lyons	27.780	7	1	37.962	13	1	20.275	13	1	1:26.017	1:26.374	5
2	22	Mark Dwyer	27.886	2	2	38.564	3	2	20.824	4	5	1:27.274	1:27.326	3
3	73	Adrian Hall	28.104	11	3	39.026	9	3	20.688	10	2	1:27.818	1:28.238	9
4	52	Daryl Taylor	28.530	7	7	39.077	7	4	20.798	8	4	1:28.405	1:28.468	7
5	5	Chris Atkinson	28.420	10	5	40.192	14	10	21.323	12	8	1:29.935	1:30.454	14
6	69	Martyn Donn	28.161	12	4	39.948	11	7	21.685	14	11	1:29.794	1:30.231	10
7	31	Rob Wainwright	28.952	12	8	40.443	12	13	22.112	6	14	1:31.507	1:31.690	12
8	117	Michael Bletsoe-Brown	29.355	6	12	40.998	3	14	21.743	6	12	1:32.096	1:32.098	6
9	21	John Harrison	28.997	8	9	40.288	13	12	21.923	3	13	1:31.208	1:31.625	8
10	26	Frank Lyons	29.131	10	11	40.014	10	8	21.253	4	7	1:30.398	1:31.718	10
11	58	Pat Gormley	29.423	5	13	41.683	12	16	22.334	13	15	1:33.440	1:34.075	8
12	12	Wil Arif	30.058	13	16	41.652	13	15	22.643	13	16	1:34.353	1:34.353	13
13	71	Simon Taylor	29.082	10	10	39.657	10	6	21.428	6	9	1:30.167	1:30.265	10
14	28	Robert Cracknell	31.568	8	19	45.902	10	19	24.069	10	19	1:41.539	1:42.495	10
15	7	Neil Glover	28.430	6	6	39.443	5	5	20.789	12	3	1:28.662	1:28.997	6
16	17	Alan Cook	29.980	9	15	41.825	9	17	22.896	9	18	1:34.701	1:34.701	9
17	32	Adam Simmonds	37.535	10	20	54.354	7	20	28.301	9	20	2:00.190	2:00.861	9
18	10	Daniel Pyett	29.848	9	14	42.271	9	18	22.650	8	17	1:34.769	1:35.708	7
19	55	Judy Lyons	39.450	2	21	57.631	2	21	30.198	1	21	2:07.279	2:09.966	2
20	11	Mark Charteris	30.804	1	17	40.216	1	11	21.676	1	10	1:32.696		
21	30	Paul Campfield	31.277	1	18	40.083	1	9	21.032	1	6	1:32.392		



Session Start: 14:31:49 - Finish: 14:52:14
Weather/Track Conditions: Bright/Dry
Circuit: Brands Hatch Grand Prix Circuit
Track Length: 3.916 Km - 2.4330 miles

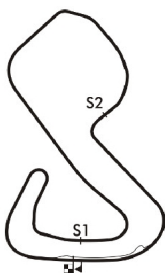


'Legends of Brands Hatch' Historic Race Meeting - 1 - 3 Jul 2016

Derek Bell Trophy

Race 18 - Best Sector Speeds

	NO	SECTOR 1	MPH	NO	SECTOR 2	MPH	NO	SECTOR 3	MPH
1	71	Simon Taylor	120.0	NO SPEED TRAP			19	Michael Lyons	152.3
2	19	Michael Lyons	117.9				7	Neil Glover	148.6
3	52	Daryl Taylor	117.7				30	Paul Campfield	146.7
4	5	Chris Atkinson	115.7				5	Chris Atkinson	146.1
5	73	Adrian Hall	114.9				71	Simon Taylor	145.1
6	22	Mark Dwyer	113.0				52	Daryl Taylor	144.5
7	26	Frank Lyons	112.8				73	Adrian Hall	143.6
8	7	Neil Glover	112.0				26	Frank Lyons	143.0
9	30	Paul Campfield	109.3				22	Mark Dwyer	138.3
10	117	Michael Bletsoe-Brown	108.6				117	Michael Bletsoe-Brown	133.1
11	69	Martyn Donn	107.6				10	Daniel Pyett	129.7
12	31	Rob Wainwright	106.7				69	Martyn Donn	128.2
13	10	Daniel Pyett	106.2				11	Mark Charteris	127.5
14	21	John Harrison	105.5				21	John Harrison	126.3
15	11	Mark Charteris	104.9				31	Rob Wainwright	125.4
16	12	Wil Arif	102.5				12	Wil Arif	124.2
17	17	Alan Cook	101.9				58	Pat Gormley	122.6
18	58	Pat Gormley	100.0				17	Alan Cook	122.2
19	28	Robert Cracknell	94.0				28	Robert Cracknell	115.1
20	32	Adam Simmonds	86.3				32	Adam Simmonds	107.7
21	55	Judy Lyons	75.5				55	Judy Lyons	98.0



Session Start: 14:31:49 - Finish: 14:52:14
Weather/Track Conditions: Bright/Dry
Circuit: Brands Hatch Grand Prix Circuit
Track Length: 3.916 Km - 2.4330 miles

'Legends of Brands Hatch' Historic Race Meeting - 1 - 3 Jul 2016

Derek Bell Trophy

Race 18 - Lap Chart

Lap 1			Lap 2			Lap 3			Lap 4			Lap 5			Lap 6		
NO	Behind	Laptime	NO	Behind	Laptime	NO	Behind	Laptime	NO	Behind	Laptime	NO	Behind	Laptime	NO	Behind	Laptime
19		1:30.053	19		1:26.665	19		1:27.419	19		1:27.420	19		1:26.374	19		1:26.841
22	2.481	1:32.534	22	3.535	1:27.719	22	3.442	1:27.326	22	4.136	1:28.114	22	5.893	1:28.131	28	1 LAP	1:43.516
73	3.539	1:33.592	73	5.363	1:28.489	55	1 LAP	2:09.966	73	8.271	1:29.165	73	10.784	1:28.887	22	7.438	1:28.386
11	4.611	1:34.664	71	16.432	1:35.264	73	6.526	1:28.582	7	22.044	1:30.489	7	25.187	1:29.517	73	12.665	1:28.722
30	4.654	1:34.707	7	16.544	1:34.736	7	18.975	1:29.850	52	26.172	1:31.123	52	29.146	1:29.348	7	27.343	1:28.997
71	7.833	1:37.886	5	17.548	1:34.601	5	21.611	1:31.482	5	26.693	1:32.502	5	32.128	1:31.809	52	31.487	1:29.182
7	8.473	1:38.526	52	18.264	1:31.905	52	22.469	1:31.624	32	1 LAP	2:02.742	71	34.196	1:32.563	5	37.310	1:32.023
5	9.612	1:39.665	69	18.418	1:34.726	71	22.481	1:33.468	71	28.007	1:32.946	69	35.234	1:32.624	71	38.777	1:31.422
69	10.357	1:40.410	117	21.588	1:35.288	69	23.943	1:32.944	69	28.984	1:32.461	117	40.917	1:34.044	69	39.759	1:31.366
117	12.965	1:43.018	31	24.376	1:33.917	117	27.030	1:32.861	117	33.247	1:33.637	31	42.590	1:33.767	117	46.174	1:32.098
52	13.024	1:43.077	17	28.875	1:37.049	31	29.814	1:32.857	31	35.197	1:32.803	26	50.453	1:33.697	31	47.945	1:32.196
31	17.124	1:47.177	10	29.997	1:37.975	26	36.600	1:33.830	26	43.130	1:33.950	58	55.965	1:34.284	58	1:05.636	1:36.512
17	18.491	1:48.544	26	30.189	1:37.574	58	39.977	1:36.448	58	48.055	1:35.498	21	58.608	1:33.674	21	1:05.904	1:34.137
10	18.687	1:48.740	58	30.948	1:38.706	17	40.117	1:38.661	17	50.948	1:38.251	17	1:02.029	1:37.455	26	1:06.955	1:43.343
58	18.907	1:48.960	12	36.477	1:41.142	10	41.441	1:38.863	10	51.201	1:37.180	10	1:02.678	1:37.851	17	1:11.567	1:36.379
26	19.280	1:49.333	21	39.948	1:34.273	21	44.721	1:32.192	21	51.308	1:34.007	32	1 LAP	2:05.217	10	1:12.163	1:36.326
12	22.000	1:52.053	28	43.172	1:43.899	12	50.128	1:41.070	12	1:00.288	1:37.580	12	1:11.275	1:37.361	12	1:21.293	1:36.859
28	25.938	1:55.991	32	1:19.246	2:02.622	28	58.785	1:43.032	55	1 LAP	2:22.995						
21	32.340	2:02.393							28	1:13.867	1:42.502						
32	43.289	2:13.342															
55	50.333	2:20.386															

Session Start: 14:31:49 - Finish: 14:52:14

Weather/Track Conditions: Bright/Dry

Circuit: Brands Hatch Grand Prix Circuit

Track Length: 3.916 Km - 2.4330 miles

'Legends of Brands Hatch' Historic Race Meeting - 1 - 3 Jul 2016

Derek Bell Trophy

Race 18 - Lap Chart

Lap 7			Lap 8			Lap 9			Lap 10			Lap 11			Lap 12		
NO	Behind	Laptime	NO	Behind	Laptime	NO	Behind	Laptime	NO	Behind	Laptime	NO	Behind	Laptime	NO	Behind	Laptime
19		1:26.977	19		1:27.408	19		1:27.034	19		1:28.235	19		1:28.270	19		1:28.182
22	10.767	1:30.306	12	1 LAP	1:37.671	17	1 LAP	1:35.525	58	1 LAP	1:35.404	26	1 LAP	1:31.718	21	1 LAP	1:34.232
73	15.428	1:29.740	22	11.919	1:28.560	10	1 LAP	1:36.199	17	1 LAP	1:34.701	58	1 LAP	1:35.329	26	1 LAP	1:34.476
32	2 LAPS	2:04.352	73	16.722	1:28.702	12	1 LAP	1:35.999	22	14.370	1:28.639	22	15.205	1:29.105	22	15.355	1:28.332
28	1 LAP	1:45.132	7	33.175	1:30.685	22	13.966	1:29.081	73	17.992	1:28.301	17	1 LAP	1:37.206	58	1 LAP	1:34.611
7	29.898	1:29.532	52	36.365	1:30.795	73	17.926	1:28.238	12	1 LAP	1:36.328	73	18.271	1:28.549	73	20.594	1:30.505
52	32.978	1:28.468	28	1 LAP	1:43.971	7	35.759	1:29.618	7	36.903	1:29.379	12	1 LAP	1:35.212	17	1 LAP	1:36.081
5	41.757	1:31.424	5	46.758	1:32.409	52	38.349	1:29.018	52	39.425	1:29.311	32	3 LAPS	2:02.134	71	1 LAP	2:36.678
71	44.688	1:32.888	71	48.733	1:31.453	5	52.060	1:32.336	5	54.310	1:30.485	7	38.107	1:29.474	12	1 LAP	1:35.092
69	45.421	1:32.639	69	50.332	1:32.319	71	52.932	1:31.233	71	54.962	1:30.265	52	46.630	1:35.475	7	38.958	1:29.033
117	52.794	1:33.597	32	2 LAPS	2:03.210	69	54.404	1:31.106	69	56.400	1:30.231	5	57.390	1:31.350	52	53.011	1:34.563
31	53.329	1:32.361	117	59.059	1:33.673	28	1 LAP	1:43.221	31	1:09.486	1:32.391	69	58.936	1:30.806	5	1:00.244	1:31.036
21	1:11.049	1:32.122	31	59.719	1:33.798	31	1:05.330	1:32.645	28	1 LAP	1:46.277	31	1:13.492	1:32.276	69	1:01.476	1:30.722
26	1:13.360	1:33.382	21	1:15.266	1:31.625	117	1:08.002	1:35.977	117	1:13.420	1:33.653	117	1:21.344	1:36.194	32	3 LAPS	2:00.861
58	1:15.337	1:36.678	26	1:18.286	1:32.334	21	1:21.518	1:33.286	21	1:25.104	1:31.821	28	1 LAP	1:42.495	31	1:17.000	1:31.690
10	1:20.894	1:35.708	58	1:22.004	1:34.075	26	1:25.611	1:34.359							117	1:26.223	1:33.061
17	1:20.966	1:36.376				32	2 LAPS	2:01.210									

Session Start: 14:31:49 - Finish: 14:52:14

Weather/Track Conditions: Bright/Dry

Circuit: Brands Hatch Grand Prix Circuit

Track Length: 3.916 Km - 2.4330 miles

'Legends of Brands Hatch' Historic Race Meeting - 1 - 3 Jul 2016

Derek Bell Trophy

Race 18 - Lap Chart

Lap 13			Lap 14		
NO	Behind	Laptime	NO	Behind	Laptime
19		1:26.990	19		1:27.857
21	1 LAP	1:33.256	117	1 LAP	1:35.175
26	1 LAP	1:33.473	32	4 LAPS	2:00.993
22	17.074	1:28.709	21	1 LAP	1:31.718
28	2 LAPS	1:45.591	26	1 LAP	1:32.647
73	22.404	1:28.800	22	18.739	1:29.522
58	1 LAP	1:34.084	73	23.915	1:29.368
17	1 LAP	1:35.466	58	1 LAP	1:34.121
7	42.036	1:30.068	28	2 LAPS	1:44.345
12	1 LAP	1:36.909	17	1 LAP	1:36.326
71	1 LAP	1:38.831	7	44.220	1:30.041
52	58.102	1:32.081	12	1 LAP	1:34.353
5	1:04.184	1:30.930	71	1 LAP	1:36.377
69	1:04.987	1:30.501	52	1:02.760	1:32.515
31	1:21.904	1:31.894	5	1:06.781	1:30.454
			69	1:07.731	1:30.601
			31	1:28.005	1:33.958

Session Start: 14:31:49 - Finish: 14:52:14
Weather/Track Conditions: Bright/Dry
Circuit: Brands Hatch Grand Prix Circuit
Track Length: 3.916 Km - 2.4330 miles

'Legends of Brands Hatch' Historic Race Meeting - 1 - 3 Jul 2016

HGPCA Pre '66 Grand Prix Cars

Race 19 - Classification

Sheet No:

POS	NO	DRIVER/S	CLASS	CLASS POS	CAR MAKE / MODEL	TIME	LAPS	GAP	DIFF	MPH	BEST	ON
1	11	Jon Fairley	12	1	Brabham BT11/19	25:13.338	15	-- 15 laps		86.81	1:39.495	10
2	22	Peter Horsman	12	2	Lotus 18/21	25:15.077	15	1.739	1.739	86.71	1:39.218	8
3	2	Rod Jolley	7B	1	Cooper T45/51	25:58.898	15	45.560	43.821	84.28	1:42.436	11
4	12	Rudi Friedrichs	7B	2	Cooper T53	26:00.803	15	47.465	1.905	84.17	1:42.047	15
5	61	Rainer Ott	12	3	Cooper T53	25:19.688	14	-- 14 laps	1:00.932	80.69	1:45.615	10
6	71	Alan Baillie	10	1	Cooper T71/73	25:20.549	14	0.861	0.861	80.64	1:46.364	14
7	5	Tony Smith	7B	3	Cooper T51	25:42.782	14	23.094	22.233	79.48	1:47.909	9
8	14	Malcolm Cook	9	1	Cooper T43	25:47.680	14	27.992	4.898	79.22	1:48.156	8
9	47	Brian Jolliffe	9	2	Cooper T45	26:08.371	14	48.683	20.691	78.18	1:49.811	10
10	28	Anthony Goddard	10	2	Cooper-Alfa T56/59	26:21.477	14	1:01.789	13.106	77.53	1:50.402	10
11	16	Charles McCabe	11	1	BRM P57	26:29.731	14	1:10.043	8.254	77.13	1:51.388	7
12	15	David Wenman	INV	1	Cooper Bristol Mk1	26:31.173	14	1:11.485	1.442	77.06	1:51.850	6
13	45	Scotty Taylor	7C	1	Cooper T45	25:48.808	13	-- 13 laps	1:09.567	73.51	1:56.415	9
14	41	Brian Maile	7C	2	Cooper T41	26:27.652	13	38.844	38.844	71.71	1:58.853	9

----- NOT CLASSIFIED -----

DNF 7	Paul Griffin	7B	Cooper T51	22:09.962	12	-- 12 laps		79.03	1:46.451	12	
DNF 18	Will Nuthall	12	Cooper T53	7:03.934	4	-- 4 laps --		82.64	1:40.520	4	
DNF 29	Nick Fennell	11	Lotus 25	3:43.303	2	-- 2 laps --		2.481	78.44	1:44.066	2

----- FASTEST LAP SUMMARY -----

NO	DRIVER/S	CLASS	CAR MAKE / MODEL	FASTEST LAP	ON	MPH
22	Peter Horsman	12	Lotus 18/21	1:39.218	8	88.28
12	Rudi Friedrichs	7B	Cooper T53	1:42.047	15	85.83
29	Nick Fennell	11	Lotus 25	1:44.066	2	84.17
71	Alan Baillie	10	Cooper T71/73	1:46.364	14	82.35
14	Malcolm Cook	9	Cooper T43	1:48.156	8	80.98
15	David Wenman	INV	Cooper Bristol Mk1	1:51.850	6	78.31
45	Scotty Taylor	7C	Cooper T45	1:56.415	9	75.24

Session Start: 15:04:36 - Finish: 15:29:48

Weather/Track Conditions: Sun/Dry

Circuit: Brands Hatch Grand Prix Circuit

Track Length: 3.916 Km - 2.4330 miles

These results are provisional until the conclusion of any judicial and technical matters.

Clerk of the Course: <div style="text-align: right;">Julian Floyd</div>	Timekeeper: <div style="text-align: right;">Nick Palmer</div>	Issued at:
--	--	------------

'Legends of Brands Hatch' Historic Race Meeting - 1 - 3 Jul 2016

HGPCA Pre '66 Grand Prix Cars

Race 19 - Sector Analysis

2 Rod Jolley (7B)									Cooper T45/51								
lap	Sect-1	Speed	Sect-2	Speed	Sect-3	Speed	TopSpeed	laptime pit	lap	Sect-1	Speed	Sect-2	Speed	Sect-3	Speed	Topspeed	laptime pit
1		88.9	46.686		24.484	124.0		1:50.583	9	33.102	95.9	45.586		24.135	126.6		1:42.823
2	33.093	94.3	45.939		24.386	123.1		1:43.418	10	32.952	95.8	45.716		23.984	127.8		1:42.652
3	33.023	96.3	46.373		24.526	122.0		1:43.922	11	32.667	96.7	45.640		24.129	127.0		1:42.436
4	33.376	88.6	46.488		24.783	121.3		1:44.647	12	32.724	96.6	46.229		24.368	127.3		1:43.321
5	33.286	89.4	46.317		24.515	123.1		1:44.118	13	32.982	93.1	45.763		24.087	127.8		1:42.832
6	32.975	95.8	45.728		24.463	125.4		1:43.166	14	32.909	96.1	45.359		24.621	124.5		1:42.889
7	33.234	94.4	45.994		24.338	126.6		1:43.566	15	33.092	99.6	46.005		25.298	125.1		1:44.395
8	32.974	89.5	46.936		24.220	127.5		1:44.130	16								

5 Tony Smith (7B)									Cooper T51								
lap	Sect-1	Speed	Sect-2	Speed	Sect-3	Speed	TopSpeed	laptime pit	lap	Sect-1	Speed	Sect-2	Speed	Sect-3	Speed	Topspeed	laptime pit
1		93.3	50.143		26.020	123.5		1:59.029	8	34.086	93.5	48.541		25.767	122.2		1:48.394
2	35.904	89.9	49.439		26.108	120.7		1:51.451	9	34.313	95.8	48.101		25.495	122.2		1:47.909
3	35.067	89.9	49.354		26.173	119.8		1:50.594	10	34.249	96.1	48.468		25.552	122.4		1:48.269
4	35.304	93.1	49.584		25.906	122.0		1:50.794	11	34.528	95.4	49.105		25.390	121.5		1:49.023
5	35.063	93.5	49.093		25.853	121.5		1:50.009	12	34.569	95.0	48.692		25.543	123.1		1:48.804
6	34.777	95.6	48.795		26.081	121.3		1:49.653	13	34.774	93.6	48.872		25.430	123.1		1:49.076
7	34.553	95.2	48.910		25.838	122.6		1:49.301	14	34.453	91.0	49.444		26.579	120.0		1:50.476

7 Paul Griffin (7B)									Cooper T51								
lap	Sect-1	Speed	Sect-2	Speed	Sect-3	Speed	TopSpeed	laptime pit	lap	Sect-1	Speed	Sect-2	Speed	Sect-3	Speed	Topspeed	laptime pit
1		82.9	52.148		26.542	116.9		2:04.719	7	34.548	94.0	48.553		25.790	122.0		1:48.891
2	35.445	91.7	51.626		25.585	118.1		1:52.656	8	34.481	93.9	48.145		25.189	120.9		1:47.815
3	35.401	87.1	51.896		26.106	116.5		1:53.403	9	33.895	95.8	47.807		25.199	113.9		1:46.901
4	35.458	91.0	50.294		25.598	115.9		1:51.350	10	35.517	92.6	48.594		25.148	120.2		1:49.259
5	35.267	94.8	49.817		26.007	116.1		1:51.091	11	34.451	95.2	47.489		25.136	121.8		1:47.076
6	36.056	93.9	49.089		25.205	119.6		1:50.350	12	33.762	96.2	47.561		25.128	123.5		1:46.451

11 Jon Fairley (12)									Brabham BT11/19								
lap	Sect-1	Speed	Sect-2	Speed	Sect-3	Speed	TopSpeed	laptime pit	lap	Sect-1	Speed	Sect-2	Speed	Sect-3	Speed	Topspeed	laptime pit
1		103.7	44.677		23.272	131.0		1:45.172	9	31.279	106.4	44.736		23.820	130.0		1:39.835
2	31.832	100.9	45.507		23.723	129.5		1:41.062	10	31.268	104.7	44.809		23.418	131.0		1:39.495
3	31.999	102.6	45.779		23.751	129.0		1:41.529	11	31.649	103.7	45.279		23.705	130.0		1:40.633
4	31.795	100.6	44.703		23.557	130.0		1:40.055	12	32.077	104.2	45.245		23.434	129.5		1:40.756
5	31.776	104.6	45.311		23.363	130.2		1:40.450	13	32.164	103.9	44.880		23.611	129.7		1:40.655
6	31.585	97.0	44.956		23.518	130.0		1:40.059	14	31.550	104.2	46.449		24.033	129.7		1:42.032
7	32.406	100.9	44.723		23.421	129.5		1:40.550	15	32.006	103.9	45.356		24.189	124.5		1:41.551
8	31.348	105.5	44.565		23.591	130.2		1:39.504	16								

12 Rudi Friedrichs (7B)									Cooper T53								
lap	Sect-1	Speed	Sect-2	Speed	Sect-3	Speed	TopSpeed	laptime pit	lap	Sect-1	Speed	Sect-2	Speed	Sect-3	Speed	Topspeed	laptime pit
1		87.3	47.352		24.322	125.4		1:55.807	9	33.106	96.3	45.609		24.176	127.0		1:42.891
2	33.165	94.0	46.927		24.727	124.5		1:44.819	10	32.839	93.5	45.348		24.383	125.8		1:42.570
3	33.223	98.7	46.749		24.707	125.8		1:44.679	11	32.688	96.5	45.656		24.072	126.6		1:42.416
4	33.442	96.2	46.379		24.723	126.8		1:44.544	12	32.802	96.1	45.155		24.163	127.3		1:42.120
5	32.868	88.8	46.502		25.134	124.0		1:44.504	13	32.630	98.3	45.452		24.088	126.6		1:42.170
6	32.987	96.6	45.931		24.235	125.4		1:43.153	14	33.003	98.2	45.307		24.658	124.2		1:42.968
7	33.264	98.6	45.560		24.090	126.8		1:42.914	15	32.765	99.5	45.007		24.275	126.6		1:42.047
8	32.949	93.4	46.065		24.187	127.8		1:43.201	16								

14 Malcolm Cook (9)									Cooper T43								
lap	Sect-1	Speed	Sect-2	Speed	Sect-3	Speed	TopSpeed	laptime pit	lap	Sect-1	Speed	Sect-2	Speed	Sect-3	Speed	Topspeed	laptime pit
1		86.3	51.492		25.795	121.3		2:02.513	8	34.244	89.4	48.429		25.483	122.4		1:48.156
2	35.210	84.5	49.860		25.671	123.8		1:50.741	9	34.615	90.1	48.459		25.848	121.8		1:48.922
3	35.206	78.9	49.724		25.789	122.2		1:50.719	10	34.280	89.8	48.429		25.862	121.3		1:48.571
4	34.994	86.9	48.391		25.706	123.3		1:49.091	11	35.435	89.8	48.335		25.933	118.3		1:49.703
5	34.493	89.2	49.055		25.842	124.0		1:49.390	12	34.866	89.4	48.319		26.057	116.1		1:49.242
6	35.290	89.2	48.814		25.731	122.2		1:49.835	13	34.957	88.0	48.957		26.544	121.1		1:50.458
7	34.549	87.6	49.264		25.499	123.1		1:49.312	14	34.607	84.7	49.156		27.264	111.7		1:51.027



Session Start: 15:04:36 - Finish: 15:29:48

Weather/Track Conditions: Sun/Dry

Circuit: Brands Hatch Grand Prix Circuit

Track Length: 3.916 Km - 2.4330 miles

'Legends of Brands Hatch' Historic Race Meeting - 1 - 3 Jul 2016

HGPCA Pre '66 Grand Prix Cars

Race 19 - Sector Analysis

15 David Wenman (INV)									Cooper Bristol Mk1								
lap	Sect-1	Speed	Sect-2	Speed	Sect-3	Speed	TopSpeed	laptime pit	lap	Sect-1	Speed	Sect-2	Speed	Sect-3	Speed	Topspeed	laptime pit
1		78.8	51.608		27.097	<u>109.8</u>		2:06.555	8	35.589	80.9	50.910		27.098	107.6		1:53.597
2	35.515	83.6	51.099		27.169	108.6		1:53.783	9	35.604	82.7	50.461		27.151	108.1		1:53.216
3	35.352	82.1	50.398		26.629	109.1		1:52.379	10	35.282	83.2	50.199		<u>26.537</u>	108.6		1:52.018
4	35.303	84.8	49.957		26.625	109.1		1:51.885	11	35.836	83.7	51.029		26.742	106.2		1:53.607
5	35.200	84.2	50.049		27.010	108.4		1:52.259	12	36.078	83.0	50.141		26.757	109.5		1:52.976
6	35.355	84.3	49.877		26.618	108.2		<u>1:51.850</u>	13	35.038	84.6	50.291		27.524	104.5		1:52.853
7	<u>34.979</u>	<u>97.4</u>	50.703		26.581	109.3		1:52.263	14	35.188	86.0	<u>49.652</u>		27.092	108.1		1:51.932

16 Charles McCabe (11)									BRM P57								
lap	Sect-1	Speed	Sect-2	Speed	Sect-3	Speed	TopSpeed	laptime pit	lap	Sect-1	Speed	Sect-2	Speed	Sect-3	Speed	Topspeed	laptime pit
1		85.8	52.563		25.953	114.9		2:02.304	8	34.940	89.2	50.388		26.515	110.9		1:51.843
2	36.480	87.8	51.869		25.726	114.7		1:54.075	9	35.561	85.3	53.120		26.472	115.5		1:55.153
3	35.167	86.0	51.412		26.039	114.9		1:52.618	10	<u>34.841</u>	89.9	50.859		26.012	115.1		1:51.712
4	36.400	88.4	50.549		<u>25.578</u>	113.7		1:52.527	11	35.524	85.9	50.701		26.697	107.4		1:52.922
5	35.045	88.1	50.198		26.328	110.4		1:51.571	12	35.456	80.0	52.968		26.276	113.9		1:54.700
6	37.078	88.2	50.552		25.578	114.7		1:53.208	13	35.638	<u>90.0</u>	50.302		26.369	113.0		1:52.309
7	35.426	87.4	<u>49.913</u>		26.049	<u>118.1</u>		<u>1:51.388</u>	14	35.589	87.3	50.788		27.024	113.9		1:53.401

18 Will Nuthall (12)									Cooper T53								
lap	Sect-1	Speed	Sect-2	Speed	Sect-3	Speed	TopSpeed	laptime pit	lap	Sect-1	Speed	Sect-2	Speed	Sect-3	Speed	Topspeed	laptime pit
1		87.9	46.881		23.925	127.3		1:55.873	3	33.371	90.1	45.560		23.661	<u>133.1</u>		1:42.592
2	33.452	88.9	46.887		24.610	124.0		1:44.949	4	<u>32.228</u>	<u>93.5</u>	<u>44.794</u>		<u>23.498</u>	<u>132.3</u>		<u>1:40.520</u>

22 Peter Horsman (12)									Lotus 18/21								
lap	Sect-1	Speed	Sect-2	Speed	Sect-3	Speed	TopSpeed	laptime pit	lap	Sect-1	Speed	Sect-2	Speed	Sect-3	Speed	Topspeed	laptime pit
1		100.8	45.305		23.808	127.5		1:46.838	9	31.930	102.8	44.979		24.117	126.6		1:41.026
2	32.694	100.6	44.958		23.754	127.0		1:41.406	10	31.843	102.3	44.519		<u>23.405</u>	<u>128.2</u>		1:39.767
3	32.274	103.0	44.750		23.616	126.3		1:40.640	11	32.007	102.2	44.584		23.583	127.0		1:40.174
4	31.926	103.3	44.849		23.707	126.6		1:40.482	12	32.028	103.9	45.450		23.578	127.0		1:41.056
5	31.950	104.1	44.745		23.738	125.6		1:40.433	13	31.807	103.7	44.741		24.020	125.8		1:40.568
6	31.826	102.6	44.701		23.630	127.3		1:40.157	14	32.342	103.4	44.839		24.443	125.4		1:41.624
7	31.826	102.6	44.359		23.624	127.3		1:39.809	15	32.090	101.7	45.771		24.018	125.8		1:41.879
8	<u>31.487</u>	<u>104.9</u>	<u>44.216</u>		23.515	127.8		<u>1:39.218</u>	16								

28 Anthony Goddard (10)									Cooper-Alfa T56/59								
lap	Sect-1	Speed	Sect-2	Speed	Sect-3	Speed	TopSpeed	laptime pit	lap	Sect-1	Speed	Sect-2	Speed	Sect-3	Speed	Topspeed	laptime pit
1		80.0	51.999		26.586	113.3		2:05.670	8	34.870	85.3	50.004		27.251	113.3		1:52.125
2	35.788	85.7	51.428		26.611	114.5		1:53.827	9	34.873	84.0	49.816		26.129	112.6		1:50.818
3	35.266	85.0	50.482		26.220	<u>115.7</u>		1:51.968	10	34.654	87.2	<u>49.629</u>		26.119	112.0		<u>1:50.402</u>
4	35.632	87.1	50.286		26.205	113.7		1:52.123	11	<u>34.579</u>	<u>87.4</u>	49.934		<u>25.978</u>	112.4		1:50.491
5	34.987	86.8	49.658		26.124	114.1		1:50.769	12	36.047	81.8	51.062		26.236	112.8		1:53.345
6	36.335	83.5	50.708		26.096	114.1		1:53.139	13	35.565	86.8	49.864		26.923	111.7		1:52.352
7	34.732	80.5	50.209		26.273	113.3		1:51.214	14	35.340	84.4	50.664		27.230	108.6		1:53.234

29 Nick Fennell (11)									Lotus 25								
lap	Sect-1	Speed	Sect-2	Speed	Sect-3	Speed	TopSpeed	laptime pit	lap	Sect-1	Speed	Sect-2	Speed	Sect-3	Speed	Topspeed	laptime pit
1		88.9	49.514		24.885	<u>124.2</u>		1:59.237	2	<u>33.436</u>	<u>97.0</u>	45.939		24.691	123.3		<u>1:44.066</u>

41 Brian Maile (7C)									Cooper T41								
lap	Sect-1	Speed	Sect-2	Speed	Sect-3	Speed	TopSpeed	laptime pit	lap	Sect-1	Speed	Sect-2	Speed	Sect-3	Speed	Topspeed	laptime pit
1		78.7	53.579		28.280	102.5		2:12.687	8	37.570	78.8	53.621		28.123	<u>105.0</u>		1:59.314
2	38.617	79.7	53.750		28.682	103.1		2:01.049	9	<u>37.153</u>	<u>81.9</u>	53.719		<u>27.981</u>	104.7		<u>1:58.853</u>
3	38.545	79.7	53.739		28.645	103.0		2:00.929	10	37.936	79.2	55.396		30.237	101.4		2:03.569
4	38.253	80.0	54.180		28.379	103.4		2:00.812	11	39.727	78.2	<u>53.508</u>		28.379	104.5		2:01.614
5	38.176	78.9	54.491		28.035	101.9		2:00.702	12	38.073	75.3	56.584		28.836	101.7		2:03.493
6	38.271	81.5	54.153		30.190	103.7		2:02.614	13	39.051	78.2	53.978		28.770	102.0		2:01.799
7	38.033	80.9	53.865		28.319	103.3		2:00.217	14								



'Legends of Brands Hatch' Historic Race Meeting - 1 - 3 Jul 2016

HGPCA Pre '66 Grand Prix Cars

Race 19 - Sector Analysis

45 Scotty Taylor (7C)									Cooper T45								
lap	Sect-1	Speed	Sect-2	Speed	Sect-3	Speed	TopSpeed	laptime pit	lap	Sect-1	Speed	Sect-2	Speed	Sect-3	Speed	Topspeed	laptime pit
1		74.6	53.742		27.883	108.8		2:10.047	8	37.775	80.8	52.645		27.445	110.6		1:57.865
2	37.120	75.5	53.516		27.654	109.5		1:58.290	9	36.884	81.2	52.169		27.362	110.9		1:56.415
3	37.128	77.5	53.567		28.052	108.8		1:58.747	10	36.666	80.3	52.774		27.470	110.9		1:56.910
4	37.594	78.8	53.449		27.610	108.9		1:58.653	11	37.027	76.2	53.599		28.184	108.2		1:58.810
5	37.696	78.1	53.776		27.688	110.4		1:59.160	12	36.980	79.6	51.993		27.554	111.1		1:56.527
6	37.573	78.0	53.189		27.873	110.7		1:58.635	13	36.828	79.7	52.993		29.903	86.8		1:59.724
7	36.854	81.1	54.344		27.827	110.9		1:59.025	14								

47 Brian Jolliffe (9)									Cooper T45								
lap	Sect-1	Speed	Sect-2	Speed	Sect-3	Speed	TopSpeed	laptime pit	lap	Sect-1	Speed	Sect-2	Speed	Sect-3	Speed	Topspeed	laptime pit
1		82.2	53.454		26.416	116.1		2:04.146	8	35.506	86.4	48.785		25.972	119.6		1:50.263
2	35.355	87.0	52.774		25.918	116.5		1:54.047	9	34.722	85.6	49.807		26.034	117.5		1:50.563
3	35.561	86.3	50.221		25.726	114.3		1:51.508	10	34.872	86.4	48.616		26.323	117.3		1:49.811
4	35.089	90.3	49.329		26.374	116.7		1:50.792	11	35.249	88.2	49.107		25.980	117.5		1:50.336
5	35.458	86.0	49.492		26.160	117.9		1:51.110	12	35.508	84.2	49.755		26.265	118.1		1:51.528
6	34.864	87.3	49.374		26.024	117.3		1:50.262	13	35.599	80.3	50.162		26.183	116.7		1:51.944
7	35.092	84.4	49.176		26.606	114.5		1:50.874	14	35.817	89.3	48.809		26.561	114.1		1:51.187

61 Rainer Ott (12)									Cooper T53								
lap	Sect-1	Speed	Sect-2	Speed	Sect-3	Speed	TopSpeed	laptime pit	lap	Sect-1	Speed	Sect-2	Speed	Sect-3	Speed	Topspeed	laptime pit
1		87.9	51.263		25.488	122.0		2:02.719	8	34.139	92.7	48.259		24.654	128.0		1:47.052
2	35.330	85.2	49.201		25.019	127.0		1:49.550	9	33.776	98.3	47.549		24.418	124.7		1:45.743
3	34.820	84.9	49.010		24.829	125.1		1:48.659	10	33.670	96.5	47.435		24.510	128.7		1:45.615
4	33.904	93.1	49.262		25.016	123.1		1:48.182	11	33.346	95.6	48.886		24.783	125.1		1:47.015
5	34.244	89.4	48.664		25.003	126.6		1:47.911	12	34.282	87.4	48.755		24.871	121.8		1:47.908
6	33.542	94.8	48.591		25.457	125.1		1:47.590	13	34.415	99.6	48.618		25.734	116.1		1:48.767
7	34.014	93.5	48.157		24.647	128.2		1:46.818	14	34.076	98.9	47.089		24.994	126.6		1:46.159

71 Alan Baillie (10)									Cooper T71/73								
lap	Sect-1	Speed	Sect-2	Speed	Sect-3	Speed	TopSpeed	laptime pit	lap	Sect-1	Speed	Sect-2	Speed	Sect-3	Speed	Topspeed	laptime pit
1		87.8	47.705		25.094	119.0		1:54.427	8	35.022	90.0	48.577		25.645	119.6		1:49.244
2	33.851	93.0	47.362		25.510	115.9		1:46.723	9	34.372	90.9	47.826		25.588	118.5		1:47.786
3	34.744	90.6	48.992		25.411	119.6		1:49.147	10	34.570	92.7	47.807		25.677	120.2		1:48.054
4	33.744	92.0	47.562		25.598	112.0		1:46.904	11	34.659	91.7	48.325		25.095	119.6		1:48.079
5	34.911	88.0	49.094		25.835	117.3		1:49.840	12	34.071	90.9	47.867		25.130	122.2		1:47.068
6	35.364	85.2	49.388		25.382	119.8		1:50.134	13	33.996	94.8	49.019		25.463	123.8		1:48.478
7	34.513	91.9	48.703		25.085	114.9		1:48.301	14	33.923	95.0	47.406		25.035	119.6		1:46.364



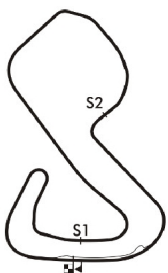
Session Start: 15:04:36 - Finish: 15:29:48
 Weather/Track Conditions: Sun/Dry
 Circuit: Brands Hatch Grand Prix Circuit
 Track Length: 3.916 Km - 2.4330 miles

'Legends of Brands Hatch' Historic Race Meeting - 1 - 3 Jul 2016

HGPCA Pre '66 Grand Prix Cars

Race 19 - Best Sector Times

POS	NO	DRIVER/S	Sector 1			Sector 2			Sector 3			IDEAL LAP	BEST LAP	On
			TIME	LAP	POS	TIME	LAP	POS	TIME	LAP	POS			
1	11	Jon Fairley	31.268	10	1	44.565	8	2	23.272	1	1	1:39.105	1:39.495	10
2	22	Peter Horsman	31.487	8	2	44.216	8	1	23.405	10	2	1:39.108	1:39.218	8
3	2	Rod Jolley	32.667	11	5	45.359	14	5	23.984	10	4	1:42.010	1:42.436	11
4	12	Rudi Friedrichs	32.630	13	4	45.007	15	4	24.072	11	5	1:41.709	1:42.047	15
5	61	Rainer Ott	33.346	11	6	47.089	14	8	24.418	9	6	1:44.853	1:45.615	10
6	71	Alan Baillie	33.744	4	8	47.362	2	9	25.035	14	8	1:46.141	1:46.364	14
7	5	Tony Smith	34.086	8	10	48.101	9	10	25.390	11	10	1:47.577	1:47.909	9
8	14	Malcolm Cook	34.244	8	11	48.319	12	11	25.483	8	11	1:48.046	1:48.156	8
9	47	Brian Jolliffe	34.722	9	13	48.616	10	12	25.726	3	13	1:49.064	1:49.811	10
10	28	Anthony Goddard	34.579	11	12	49.629	10	13	25.978	11	14	1:50.186	1:50.402	10
11	16	Charles McCabe	34.841	10	14	49.913	7	15	25.578	4	12	1:50.332	1:51.388	7
12	15	David Wenman	34.979	7	15	49.652	14	14	26.537	10	15	1:51.168	1:51.850	6
13	45	Scotty Taylor	36.666	10	16	51.993	12	16	27.362	9	16	1:56.021	1:56.415	9
14	41	Brian Maile	37.153	9	17	53.508	11	17	27.981	9	17	1:58.642	1:58.853	9
15	7	Paul Griffin	33.762	12	9	46.911	13	7	25.128	12	9	1:45.801	1:46.451	12
16	18	Will Nuthall	32.228	4	3	44.794	4	3	23.498	4	3	1:40.520	1:40.520	4
17	29	Nick Fennell	33.436	2	7	45.939	2	6	24.691	2	7	1:44.066	1:44.066	2



Session Start: 15:04:36 - Finish: 15:29:48

Weather/Track Conditions: Sun/Dry

Circuit: Brands Hatch Grand Prix Circuit

Track Length: 3.916 Km - 2.4330 miles

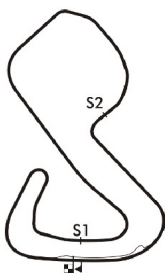


'Legends of Brands Hatch' Historic Race Meeting - 1 - 3 Jul 2016

HGPCA Pre '66 Grand Prix Cars

Race 19 - Best Sector Speeds

	NO	SECTOR 1	MPH	NO	SECTOR 2	MPH	NO	SECTOR 3	MPH
1	11	Jon Fairley	106.4		NO SPEED TRAP		18	Will Nuthall	133.1
2	22	Peter Horsman	104.9				11	Jon Fairley	131.0
3	2	Rod Jolley	99.6				61	Rainer Ott	128.7
4	7	Paul Griffin	99.6				22	Peter Horsman	128.2
5	61	Rainer Ott	99.6				2	Rod Jolley	127.8
6	12	Rudi Friedrichs	99.5				12	Rudi Friedrichs	127.8
7	15	David Wenman	97.4				29	Nick Fennell	124.2
8	29	Nick Fennell	97.0				14	Malcolm Cook	124.0
9	5	Tony Smith	96.1				71	Alan Baillie	123.8
10	71	Alan Baillie	95.0				5	Tony Smith	123.5
11	18	Will Nuthall	93.5				7	Paul Griffin	123.5
12	47	Brian Jolliffe	90.3				47	Brian Jolliffe	119.6
13	14	Malcolm Cook	90.1				16	Charles McCabe	118.1
14	16	Charles McCabe	90.0				28	Anthony Goddard	115.7
15	28	Anthony Goddard	87.4				45	Scotty Taylor	111.1
16	41	Brian Maile	81.9				15	David Wenman	109.8
17	45	Scotty Taylor	81.2				41	Brian Maile	105.0



Session Start: 15:04:36 - Finish: 15:29:48
Weather/Track Conditions: Sun/Dry
Circuit: Brands Hatch Grand Prix Circuit
Track Length: 3.916 Km - 2.4330 miles

'Legends of Brands Hatch' Historic Race Meeting - 1 - 3 Jul 2016

HGPCA Pre '66 Grand Prix Cars

Race 19 - Lap Chart

Lap 1			Lap 2			Lap 3			Lap 4			Lap 5			Lap 6		
NO	Behind	Laptime	NO	Behind	Laptime	NO	Behind	Laptime	NO	Behind	Laptime	NO	Behind	Laptime	NO	Behind	Laptime
11		1:45.172	11		1:41.062	11		1:41.529	11		1:40.055	11		1:40.450	11		1:40.059
22	1.666	1:46.838	22	2.010	1:41.406	22	1.121	1:40.640	22	1.548	1:40.482	22	1.531	1:40.433	22	1.629	1:40.157
2	5.411	1:50.583	2	7.767	1:43.418	2	10.160	1:43.922	2	14.752	1:44.647	2	18.420	1:44.118	41	1 LAP	2:00.702
71	9.255	1:54.427	12	14.392	1:44.819	18	15.651	1:42.592	18	16.116	1:40.520	12	26.085	1:44.504	2	21.527	1:43.166
12	10.635	1:55.807	18	14.588	1:44.949	12	17.542	1:44.679	12	22.031	1:44.544	71	38.773	1:49.840	12	29.179	1:43.153
18	10.701	1:55.873	71	14.916	1:46.723	71	22.534	1:49.147	71	29.383	1:46.904	61	48.753	1:47.911	71	48.848	1:50.134
5	13.857	1:59.029	29	17.069	1:44.066	61	33.165	1:48.659	61	41.292	1:48.182	5	53.609	1:50.009	61	56.284	1:47.590
29	14.065	1:59.237	5	24.246	1:51.451	5	33.311	1:50.594	5	44.050	1:50.794	14	54.186	1:49.390	5	1:03.203	1:49.653
16	17.132	2:02.304	61	26.035	1:49.550	14	36.210	1:50.719	14	45.246	1:49.091	47	1:03.335	1:51.110	14	1:03.962	1:49.835
14	17.341	2:02.513	14	27.020	1:50.741	16	41.234	1:52.618	47	52.675	1:50.792	16	1:04.827	1:51.571	47	1:13.538	1:50.262
61	17.547	2:02.719	16	30.145	1:54.075	47	41.938	1:51.508	16	53.706	1:52.527	7	1:04.951	1:51.091	7	1:15.242	1:50.350
47	18.974	2:04.146	7	31.141	1:52.656	7	43.015	1:53.403	7	54.310	1:51.350	28	1:06.089	1:50.769	16	1:17.976	1:53.208
7	19.547	2:04.719	47	31.959	1:54.047	28	43.702	1:51.968	28	55.770	1:52.123	15	1:08.593	1:52.259	28	1:19.169	1:53.139
28	20.498	2:05.670	28	33.263	1:53.827	15	44.954	1:52.379	15	56.784	1:51.885	45	1:36.629	1:59.160	15	1:20.384	1:51.850
15	21.383	2:06.555	15	34.104	1:53.783	45	59.321	1:58.747	45	1:17.919	1:58.653						
45	24.875	2:10.047	45	42.103	1:58.290	41	1:06.902	2:00.929	41	1:27.659	2:00.812						
41	27.515	2:12.687	41	47.502	2:01.049												

Session Start: 15:04:36 - Finish: 15:29:48

Weather/Track Conditions: Sun/Dry

Circuit: Brands Hatch Grand Prix Circuit

Track Length: 3.916 Km - 2.4330 miles

'Legends of Brands Hatch' Historic Race Meeting - 1 - 3 Jul 2016

HGPCA Pre '66 Grand Prix Cars

Race 19 - Lap Chart

Lap 7			Lap 8			Lap 9			Lap 10			Lap 11			Lap 12		
NO	Behind	Laptime	NO	Behind	Laptime	NO	Behind	Laptime	NO	Behind	Laptime	NO	Behind	Laptime	NO	Behind	Laptime
11		1:40.550	11		1:39.504	11		1:39.835	11		1:39.495	11		1:40.633	11		1:40.756
22	0.888	1:39.809	22	0.602	1:39.218	16	1 LAP	1:51.843	22	2.065	1:39.767	22	1.606	1:40.174	22	1.906	1:41.056
45	1 LAP	1:58.635	2	29.169	1:44.130	22	1.793	1:41.026	47	1 LAP	1:50.563	7	1 LAP	1:49.259	5	1 LAP	1:49.023
2	24.543	1:43.566	45	1 LAP	1:59.025	28	1 LAP	1:52.125	28	1 LAP	1:50.818	47	1 LAP	1:49.811	14	1 LAP	1:49.703
41	1 LAP	2:02.614	12	35.240	1:43.201	15	1 LAP	1:53.597	16	1 LAP	1:55.153	28	1 LAP	1:50.402	41	2 LAPS	2:03.569
12	31.543	1:42.914	41	1 LAP	2:00.217	2	32.157	1:42.823	15	1 LAP	1:53.216	16	1 LAP	1:51.712	7	1 LAP	1:47.076
71	56.599	1:48.301	71	1:06.339	1:49.244	12	38.296	1:42.891	2	35.314	1:42.652	15	1 LAP	1:52.018	47	1 LAP	1:50.336
61	1:02.552	1:46.818	61	1:10.100	1:47.052	45	1 LAP	1:57.865	12	41.371	1:42.570	2	37.117	1:42.436	28	1 LAP	1:50.491
5	1:11.954	1:49.301	5	1:20.844	1:48.394	41	1 LAP	1:59.314	45	1 LAP	1:56.415	12	43.154	1:42.416	2	39.682	1:43.321
14	1:12.724	1:49.312	14	1:21.376	1:48.156	71	1:14.290	1:47.786	61	1:22.128	1:45.615	45	1 LAP	1:56.910	16	1 LAP	1:52.922
7	1:23.583	1:48.891	7	1:31.894	1:47.815	61	1:16.008	1:45.743	71	1:22.849	1:48.054	61	1:28.510	1:47.015	15	1 LAP	1:53.607
47	1:23.862	1:50.874	47	1:34.621	1:50.263	5	1:28.918	1:47.909	41	1 LAP	1:58.853	71	1:30.295	1:48.079	12	44.518	1:42.120
16	1:28.814	1:51.388				14	1:30.463	1:48.922	5	1:37.692	1:48.269				61	1:35.662	1:47.908
28	1:29.833	1:51.214				7	1:38.960	1:46.901	14	1:39.539	1:48.571				71	1:36.607	1:47.068
15	1:32.097	1:52.263															

Session Start: 15:04:36 - Finish: 15:29:48

Weather/Track Conditions: Sun/Dry

Circuit: Brands Hatch Grand Prix Circuit

Track Length: 3.916 Km - 2.4330 miles

'Legends of Brands Hatch' Historic Race Meeting - 1 - 3 Jul 2016

HGPCA Pre '66 Grand Prix Cars

Race 19 - Lap Chart

Lap 13			Lap 14			Lap 15		
NO	Behind	Laptime	NO	Behind	Laptime	NO	Behind	Laptime
11		1:40.655	11		1:42.032	11		1:41.551
22	1.819	1:40.568	22	1.411	1:41.624	22	1.739	1:41.879
45	2 LAPS	1:58.810	61	1 LAP	1:48.767	61	1 LAP	1:46.159
5	1 LAP	1:48.804	71	1 LAP	1:48.478	71	1 LAP	1:46.364
14	1 LAP	1:49.242	45	2 LAPS	1:56.527	5	1 LAP	1:50.476
7	1 LAP	1:46.451	5	1 LAP	1:49.076	14	1 LAP	1:51.027
41	2 LAPS	2:01.614	14	1 LAP	1:50.458	45	2 LAPS	1:59.724
47	1 LAP	1:51.528	2	42.716	1:42.889	2	45.560	1:44.395
2	41.859	1:42.832	47	1 LAP	1:51.944	12	47.465	1:42.047
12	46.033	1:42.170	12	46.969	1:42.968	47	1 LAP	1:51.187
28	1 LAP	1:53.345	41	2 LAPS	2:03.493	28	1 LAP	1:53.234
16	1 LAP	1:54.700	28	1 LAP	1:52.352	41	2 LAPS	2:01.799
15	1 LAP	1:52.976	16	1 LAP	1:52.309	16	1 LAP	1:53.401
			15	1 LAP	1:52.853	15	1 LAP	1:51.932

Session Start: 15:04:36 - Finish: 15:29:48

Weather/Track Conditions: Sun/Dry

Circuit: Brands Hatch Grand Prix Circuit

Track Length: 3.916 Km - 2.4330 miles

'Legends of Brands Hatch' Historic Race Meeting - 1 - 3 Jul 2016

HGPCA Pre '66 Grand Prix Cars

Race 19 - Classification

Sheet No:

POS	NO	DRIVER/S	CLASS	CLASS POS	CAR MAKE / MODEL	TIME	LAPS	GAP	DIFF	MPH	BEST	ON
1	11	Jon Fairley	12	1	Brabham BT11/19	25:13.338	15	-- 15 laps		86.81	1:39.495	10
2	22	Peter Horsman	12	2	Lotus 18/21	25:15.077	15	1.739	1.739	86.71	1:39.218	8
3	2	Rod Jolley	7B	1	Cooper T45/51	25:58.898	15	45.560	43.821	84.28	1:42.436	11
4	12	Rudi Friedrichs	7B	2	Cooper T53	26:00.803	15	47.465	1.905	84.17	1:42.047	15
5	61	Rainer Ott	12	3	Cooper T53	25:19.688	14	-- 14 laps	1:00.932	80.69	1:45.615	10
6	71	Alan Baillie	10	1	Cooper T71/73	25:20.549	14	0.861	0.861	80.64	1:46.364	14
7	5	Tony Smith	7B	3	Cooper T51	25:42.782	14	23.094	22.233	79.48	1:47.909	9
8	14	Malcolm Cook	9	1	Cooper T43	25:47.680	14	27.992	4.898	79.22	1:48.156	8
9	47	Brian Jolliffe	9	2	Cooper T45	26:08.371	14	48.683	20.691	78.18	1:49.811	10
10	28	Anthony Goddard	10	2	Cooper-Alfa T56/59	26:21.477	14	1:01.789	13.106	77.53	1:50.402	10
11	16	Charles McCabe	11	1	BRM P57	26:29.731	14	1:10.043	8.254	77.13	1:51.388	7
12	15	David Wenman	INV	1	Cooper Bristol Mk1	26:31.173	14	1:11.485	1.442	77.06	1:51.850	6
13	45	Scotty Taylor	7C	1	Cooper T45	25:48.808	13	-- 13 laps	1:09.567	73.51	1:56.415	9
14	41	Brian Maile	7C	2	Cooper T41	26:27.652	13	38.844	38.844	71.71	1:58.853	9

----- NOT CLASSIFIED -----

DNF 7	Paul Griffin	7B	Cooper T51	22:09.962	12	-- 12 laps			79.03	1:46.451	12
DNF 18	Will Nuthall	12	Cooper T53	7:03.934	4	-- 4 laps --			82.64	1:40.520	4
DNF 29	Nick Fennell	11	Lotus 25	3:43.303	2	-- 2 laps --		2.481	78.44	1:44.066	2

----- FASTEST LAP SUMMARY -----

NO	DRIVER/S	CLASS	CAR MAKE / MODEL	FASTEST LAP	ON	MPH
22	Peter Horsman	12	Lotus 18/21	1:39.218	8	88.28
12	Rudi Friedrichs	7B	Cooper T53	1:42.047	15	85.83
29	Nick Fennell	11	Lotus 25	1:44.066	2	84.17
71	Alan Baillie	10	Cooper T71/73	1:46.364	14	82.35
14	Malcolm Cook	9	Cooper T43	1:48.156	8	80.98
15	David Wenman	INV	Cooper Bristol Mk1	1:51.850	6	78.31
45	Scotty Taylor	7C	Cooper T45	1:56.415	9	75.24

Session Start: 15:04:36 - Finish: 15:29:48

Weather/Track Conditions: Sun/Dry

Circuit: Brands Hatch Grand Prix Circuit

Track Length: 3.916 Km - 2.4330 miles

These results are provisional until the conclusion of any judicial and technical matters.

Clerk of the Course: <p style="text-align: right;">Julian Floyd</p>	Timekeeper: <p style="text-align: right;">Nick Palmer</p>	Issued at:
--	--	------------

'Legends of Brands Hatch' Historic Race Meeting - 1 - 3 Jul 2016

HSCC Historic Road Sports

Race 20 - Classification

Sheet No:

POS	NO	DRIVER/S	CLASS	CLASS POS	CAR MAKE / MODEL	TIME	LAPS	GAP	DIFF	MPH	BEST	ON
1	8	John Davison	C	1	Lotus Elan S3	20:04.313	11	-- 11 laps		80.00	1:48.025	4
2	5	Peter Shaw	C	2	Lotus Elan S1	20:15.126	11	10.813	10.813	79.29	1:48.981	2
3	84	Ian Burford	C	3	Ginetta G4	20:16.534	11	12.221	1.408	79.19	1:48.543	10
4	36	Frazer Gibney	C	4	Lotus Elan S1	20:17.186	11	12.873	0.652	79.15	1:48.941	3
5	69	Andy Shepherd	C	5	Lotus Seven S2	20:29.586	11	25.273	12.400	78.35	1:48.852	4
6	1	Kevin Kivlochan	A	1	Morgan Plus 8	20:30.138	11	25.825	0.552	78.32	1:48.743	10
7	48	Barry Ashdown	C	6	Lotus Elan	21:01.519	11	57.206	31.381	76.37	1:52.432	5
8	71	Dick Coffey	E	1	Turner Mk1	21:22.267	11	1:17.954	20.748	75.14	1:54.413	7
9	55	Nick Savage	A	2	Chevrolet Camaro	21:25.676	11	1:21.363	3.409	74.94	1:54.252	9
10	23	Shaun Haddrell	E	2	Turner Mk1	21:26.377	11	1:22.064	0.701	74.89	1:53.950	9
11	15	Michael Eagles	A	3	De Tomaso Mangusta	21:48.315	11	1:44.002	21.938	73.64	1:55.690	6
12	28	Nick Smith	G	1	MG B	20:12.769	10	-- 10 laps	21.077	72.22	1:58.456	7
13	41	Nik Spencer	D	1	MG B	20:14.280	10	1.511	1.511	72.13	1:58.683	7
14	37	Mervyn Selwyn	C	7	Lotus Elan S3	20:14.442	10	1.673	0.162	72.12	1:58.952	8
15	38	James Owen	B	1	Triumph TR5	20:22.326	10	9.557	7.884	71.66	1:57.546	9
16	53	Adrian Gilbert	C	8	Lotus Elan S3	20:31.622	10	18.853	9.296	71.11	1:58.863	6
17	12	Johan Denekamp	C	9	Marcos 1800 GT	20:31.638	10	18.869	0.016	71.11	1:59.743	3
18	35	Richard Disbrow	C	10	Turner Mk2	21:05.773	10	53.004	34.135	69.20	2:03.695	6
19	88	Paul Brown	D	2	MG BGT	21:09.635	10	56.866	3.862	68.98	2:04.847	5
20	22	Tony Davis	E	3	Austin Healey Sprite	21:22.663	10	1:09.894	13.028	68.28	2:05.270	10
21	10	Peter Bornhauser	E	4	Ginetta G15	21:36.343	10	1:23.574	13.680	67.56	2:06.668	10
22	199	Charles Rainford	G	2	Lenham Sprite	20:07.943	9	-- 9 laps --	38.268	65.26	2:02.555	2
23	21	Peter Chappell	E	5	Austin Healey Sprite	21:31.194	9	1:23.251	1:23.251	61.05	2:18.678	9
----- NOT CLASSIFIED -----												
DNF 11	Richard Plant	A	Morgan Plus 8	12:54.864	7	-- 7 laps --				79.12	1:48.964	4
DNF 16	Robert Rowe	C	Lotus Elan S3	9:38.595	5	-- 5 laps --			23.630	75.69	1:52.826	4
DNF 42	Larry Tucker	E	MG Midget	2:19.101	1	-- 1 laps --			13.257	62.96		

----- FASTEST LAP SUMMARY -----

NO	DRIVER/S	CLASS	CAR MAKE / MODEL	FASTEST LAP	ON	MPH
8	John Davison	C	Lotus Elan S3	1:48.025	4	81.08
1	Kevin Kivlochan	A	Morgan Plus 8	1:48.743	10	80.55
23	Shaun Haddrell	E	Turner Mk1	1:53.950	9	76.86
38	James Owen	B	Triumph TR5	1:57.546	9	74.51
28	Nick Smith	G	MG B	1:58.456	7	73.94
41	Nik Spencer	D	MG B	1:58.683	7	73.80

Session Start: 15:46:26 - Finish: 16:06:29

Weather/Track Conditions: Sun/Dry

Circuit: Brands Hatch Grand Prix Circuit

Track Length: 3.916 Km - 2.4330 miles

These results are provisional until the conclusion of any judicial and technical matters.

Clerk of the Course:

Julian Floyd

Timekeeper:

Nick Palmer

Issued at:

'Legends of Brands Hatch' Historic Race Meeting - 1 - 3 Jul 2016

HSCC Historic Road Sports

Race 20 - Sector Analysis

1 Kevin Kivlochan (A)									Morgan Plus 8								
lap	Sect-1	Speed	Sect-2	Speed	Sect-3	Speed	TopSpeed	laptime pit	lap	Sect-1	Speed	Sect-2	Speed	Sect-3	Speed	Topspeed	laptime pit
1		85.0	50.097		26.111	118.1		1:58.050	7	34.269	89.3	49.925		25.925	117.3		1:50.119
2	35.278	83.6	49.874		26.239	117.5		1:51.391	8	34.917	88.9	50.349		27.164	116.3		1:52.430
3	34.965	87.2	49.488		26.496	117.1		1:50.949	9	34.226	88.6	49.981		25.920	117.7		1:50.127
4	34.885	86.8	50.164		26.629	115.9		1:51.678	10	34.054	89.3	48.844		25.845	118.3		1:48.743
5	34.733	87.0	51.769		27.129	112.6		1:53.631	11	34.168	87.3	51.047		26.083	117.1		1:51.298
6	35.172	89.5	50.320		26.230	116.9		1:51.722	12								

5 Peter Shaw (C)									Lotus Elan S1								
lap	Sect-1	Speed	Sect-2	Speed	Sect-3	Speed	TopSpeed	laptime pit	lap	Sect-1	Speed	Sect-2	Speed	Sect-3	Speed	Topspeed	laptime pit
1		87.7	49.204		26.064	114.9		1:55.276	7	34.360	86.8	49.693		25.819	106.9		1:49.872
2	34.420	89.8	48.824		25.737	115.3		1:48.981	8	35.297	84.2	49.951		25.664	115.9		1:50.912
3	34.438	88.4	49.438		25.658	116.7		1:49.534	9	34.159	85.6	49.154		25.855	116.3		1:49.168
4	34.126	87.9	48.925		26.413	112.6		1:49.464	10	34.231	83.4	49.719		26.067	116.7		1:50.017
5	34.914	81.1	49.733		26.193	113.7		1:50.840	11	34.511	86.4	48.865		26.307	102.0		1:49.683
6	34.949	83.0	50.526		25.904	113.2		1:51.379	12								

8 John Davison (C)									Lotus Elan S3								
lap	Sect-1	Speed	Sect-2	Speed	Sect-3	Speed	TopSpeed	laptime pit	lap	Sect-1	Speed	Sect-2	Speed	Sect-3	Speed	Topspeed	laptime pit
1		88.4	49.647		25.766	115.3		1:55.691	7	33.877	90.6	49.151		25.660	114.5		1:48.688
2					25.634	114.7		1:49.147	8	34.139	89.5	48.936		26.073	113.5		1:49.148
3	34.044	88.7	48.705		25.489	115.1		1:48.238	9	34.065	81.8	49.666		25.810	114.1		1:49.541
4	33.763	91.0	48.650		25.612	114.1		1:48.025	10	34.604	87.6	49.113		25.912	114.3		1:49.629
5	33.790	89.9	48.838		25.888	114.5		1:48.516	11	34.369	89.7	48.998		25.849	112.8		1:49.216
6	33.993	91.7	48.553		25.928	114.1		1:48.474	12								

10 Peter Bornhauser (E)									Ginetta G15								
lap	Sect-1	Speed	Sect-2	Speed	Sect-3	Speed	TopSpeed	laptime pit	lap	Sect-1	Speed	Sect-2	Speed	Sect-3	Speed	Topspeed	laptime pit
1		72.6	59.929		30.450	97.4		2:23.546	6	40.885	77.1	59.006		31.526	95.1		2:11.417
2	40.303	71.8	57.667		30.509	96.3		2:08.479	7	41.766	77.6	57.295		30.846	95.8		2:09.907
3	39.651	77.2	57.393		31.053	94.8		2:08.097	8	39.868	77.8	56.612		30.712	95.1		2:07.192
4	39.467	77.9	57.102		30.436	96.6		2:07.005	9	38.905	78.8	56.940		31.105	96.5		2:06.950
5	39.874	69.3	56.854		30.354	96.3		2:07.082	10	39.685	78.1	56.242		30.741	93.3		2:06.668

11 Richard Plant (A)									Morgan Plus 8								
lap	Sect-1	Speed	Sect-2	Speed	Sect-3	Speed	TopSpeed	laptime pit	lap	Sect-1	Speed	Sect-2	Speed	Sect-3	Speed	Topspeed	laptime pit
1		83.6	49.832		26.118	113.9		1:57.424	5	34.416	88.9	49.010		25.752	114.1		1:49.178
2	34.644	85.2	49.963		25.590	113.2		1:50.197	6	34.130	87.0	49.800		25.939	112.8		1:49.869
3	34.036	89.2	49.361		25.805	114.3		1:49.202	7	34.319	87.7	49.648		26.063	111.3		1:50.030
4	33.660	88.9	49.516		25.788	114.3		1:48.964	8								

12 Johan Denekamp (C)									Marcos 1800 GT								
lap	Sect-1	Speed	Sect-2	Speed	Sect-3	Speed	TopSpeed	laptime pit	lap	Sect-1	Speed	Sect-2	Speed	Sect-3	Speed	Topspeed	laptime pit
1		77.3	54.148		28.365	104.9		2:11.580	6	38.605	75.1	54.729		29.171	101.1		2:02.505
2	37.834	76.4	54.108		28.762	103.4		2:00.704	7	38.702	77.4	55.077		28.964	103.7		2:02.743
3	37.752	80.3	53.641		28.350	103.4		1:59.743	8	38.222	75.2	55.285		28.588	101.9		2:02.095
4	37.561	79.8	54.921		28.863	104.5		2:01.345	9	39.131	75.3	55.129		29.230	102.2		2:03.490
5	38.170	79.1	56.520		29.051	100.2		2:03.741	10	38.791	78.6	55.038		29.863	103.4		2:03.692

15 Michael Eagles (A)									De Tomaso Mangusta								
lap	Sect-1	Speed	Sect-2	Speed	Sect-3	Speed	TopSpeed	laptime pit	lap	Sect-1	Speed	Sect-2	Speed	Sect-3	Speed	Topspeed	laptime pit
1		71.9	57.291		28.124	108.4		2:15.127	7	36.451	85.6	53.493		27.447	107.0		1:57.391
2	38.525	85.0	52.960		27.263	113.0		1:58.748	8	36.941	79.3	52.134		26.956	110.9		1:56.031
3	37.568	80.8	53.854		27.374	115.3		1:58.796	9	36.766	86.5	54.231		27.446	110.6		1:58.443
4	37.184	79.3	53.278		26.771	117.5		1:57.233	10	37.465	83.9	53.561		27.426	111.1		1:58.452
5	37.097	86.4	51.615		27.069	116.3		1:55.781	11	36.933	81.1	52.699		26.991	110.9		1:56.623
6	36.420	84.7	51.803		27.467	112.6		1:55.690	12								



Session Start: 15:46:26 - Finish: 16:06:29
 Weather/Track Conditions: Sun/Dry
 Circuit: Brands Hatch Grand Prix Circuit
 Track Length: 3.916 Km - 2.4330 miles

'Legends of Brands Hatch' Historic Race Meeting - 1 - 3 Jul 2016

HSCC Historic Road Sports

Race 20 - Sector Analysis

16 Robert Rowe (C)									Lotus Elan S3								
lap	Sect-1	Speed	Sect-2	Speed	Sect-3	Speed	TopSpeed	laptime pit	lap	Sect-1	Speed	Sect-2	Speed	Sect-3	Speed	Topspeed	laptime pit
1		86.2	54.553		27.178	110.7		2:05.844	4	35.495	85.1	50.775		26.556	112.2		1:52.826
2	35.541	88.0	50.738		26.601	112.4		1:52.880	5	35.572	83.2	51.111		27.145	111.5		1:53.828
3	35.610	83.5	50.917		26.690	111.8		1:53.217	6								

21 Peter Chappell (E)									Austin Healey Sprite Mk1								
lap	Sect-1	Speed	Sect-2	Speed	Sect-3	Speed	TopSpeed	laptime pit	lap	Sect-1	Speed	Sect-2	Speed	Sect-3	Speed	Topspeed	laptime pit
1		64.1	1:04.727		34.270	76.6		2:34.837	6	43.247	64.1	1:03.984		33.608	79.3		2:20.839
2	44.538	61.9	1:06.290		33.995	77.7		2:24.823	7	42.659	63.2	1:06.485		33.883	75.8		2:23.027
3	43.926	61.3	1:05.298		34.212	76.7		2:23.436	8	43.397	64.2	1:04.305		35.450	75.7		2:23.152
4	42.924	64.4	1:04.458		33.799	79.4		2:21.181	9	42.464	64.6	1:02.814		33.400	79.8		2:18.678
5	42.996	63.9	1:03.933		34.292	76.5		2:21.221	10								

22 Tony Davis (E)									Austin Healey Sprite Mk1								
lap	Sect-1	Speed	Sect-2	Speed	Sect-3	Speed	TopSpeed	laptime pit	lap	Sect-1	Speed	Sect-2	Speed	Sect-3	Speed	Topspeed	laptime pit
1		67.9	58.171		29.831	97.0		2:20.637	6	39.077	70.1	58.008		30.151	93.1		2:07.236
2	38.473	72.9	57.613		30.212	94.8		2:06.298	7	40.230	66.0	58.066		31.400	93.6		2:09.696
3	38.487	71.1	57.103		29.785	95.1		2:05.375	8	38.765	69.1	57.947		30.459	93.0		2:07.171
4	38.732	70.5	57.525		30.333	94.3		2:06.590	9	39.152	69.8	58.583		30.397	93.9		2:08.132
5	38.061	72.1	57.914		30.283	94.0		2:06.258	10	38.776	70.0	56.995		29.499	95.2		2:05.270

23 Shaun Haddrell (E)									Turner Mk1								
lap	Sect-1	Speed	Sect-2	Speed	Sect-3	Speed	TopSpeed	laptime pit	lap	Sect-1	Speed	Sect-2	Speed	Sect-3	Speed	Topspeed	laptime pit
1		80.3	55.034		27.160	104.7		2:08.209	7	36.807	75.2	53.172		27.818	101.9		1:57.797
2	37.124	77.0	53.064		27.977	103.0		1:58.165	8	36.229	80.1	51.749		26.702	107.9		1:54.680
3	36.589	82.0	52.321		27.148	107.9		1:56.058	9	36.103	81.4	51.543		26.304	110.6		1:53.950
4	36.375	80.9	52.271		27.402	108.2		1:56.048	10	35.952	79.5	51.708		26.642	105.7		1:54.302
5	36.453	78.3	53.180		26.922	108.9		1:56.555	11	36.223	82.0	52.208		26.751	94.6		1:55.182
6	36.180	77.3	52.202		27.049	109.1		1:55.431	12								

28 Nick Smith (G)									MG B								
lap	Sect-1	Speed	Sect-2	Speed	Sect-3	Speed	TopSpeed	laptime pit	lap	Sect-1	Speed	Sect-2	Speed	Sect-3	Speed	Topspeed	laptime pit
1		79.7	54.605		27.679	105.5		2:12.310	6	36.648	82.0	54.173		28.098	103.7		1:58.919
2	37.904	78.4	54.189		28.287	103.1		2:00.380	7	36.325	81.9	54.169		27.962	103.0		1:58.456
3	37.436	77.8	54.643		28.286	103.7		2:00.365	8	37.194	80.3	54.556		28.463	102.8		2:00.213
4	37.321	82.8	54.944		28.024	103.7		2:00.289	9	37.514	80.2	54.468		28.418	103.6		2:00.400
5	36.906	80.9	56.615		28.218	103.1		2:01.739	10	36.621	80.9	54.607		28.470	96.9		1:59.698

35 Richard Disbrow (C)									Turner Mk2								
lap	Sect-1	Speed	Sect-2	Speed	Sect-3	Speed	TopSpeed	laptime pit	lap	Sect-1	Speed	Sect-2	Speed	Sect-3	Speed	Topspeed	laptime pit
1		74.1	57.230		28.841	102.0		2:16.910	6	39.009	71.4	55.839		28.847	96.7		2:03.695
2	39.498	67.1	56.245		28.945	101.2		2:04.688	7	39.229	67.0	1:00.321		31.303	94.2		2:10.853
3	39.485	71.0	58.001		31.546	91.6		2:09.032	8	39.044	70.7	56.474		28.751	99.7		2:04.269
4	39.340	69.0	56.208		28.238	99.7		2:03.786	9	38.327	73.7	57.287		28.335	100.6		2:03.949
5	39.016	72.6	56.146		29.270	97.6		2:04.432	10	38.591	72.6	56.933		28.635	95.1		2:04.159

36 Frazer Gibney (C)									Lotus Elan S1								
lap	Sect-1	Speed	Sect-2	Speed	Sect-3	Speed	TopSpeed	laptime pit	lap	Sect-1	Speed	Sect-2	Speed	Sect-3	Speed	Topspeed	laptime pit
1		87.2	49.750		26.126	115.1		1:57.029	7	34.567	88.6	49.396		26.049	115.3		1:50.012
2	34.718	88.5	49.057		26.001	114.3		1:49.776	8	34.675	83.3	49.990		26.165	115.1		1:50.830
3	34.078	89.9	48.924		25.939	114.9		1:48.941	9	34.201	90.4	49.563		26.087	115.1		1:49.851
4	34.276	88.0	49.035		25.942	115.1		1:49.253	10	34.309	88.5	48.782		26.907	114.9		1:49.998
5	35.187	87.7	49.459		26.049	116.1		1:50.695	11	35.331	88.0	49.076		25.953	110.2		1:50.360
6	34.339	90.6	49.956		26.146	115.3		1:50.441	12								



Session Start: 15:46:26 - Finish: 16:06:29
 Weather/Track Conditions: Sun/Dry
 Circuit: Brands Hatch Grand Prix Circuit
 Track Length: 3.916 Km - 2.4330 miles

'Legends of Brands Hatch' Historic Race Meeting - 1 - 3 Jul 2016

HSCC Historic Road Sports

Race 20 - Sector Analysis

37 Mervyn Selwyn (C)									Lotus Elan S3										
lap	Sect-1	Speed	Sect-2	Speed	Sect-3	Speed	TopSpeed	laptime	pit	lap	Sect-1	Speed	Sect-2	Speed	Sect-3	Speed	Topspeed	laptime	pit
1					28.341	102.8		2:14.381		6	37.782	79.0	53.847		27.567	106.9		1:59.196	
2	38.759	77.7	55.199		28.552	103.1		2:02.510		7	37.439	83.2	54.240		27.419	107.9		1:59.098	
3	38.401	80.2	54.649		27.972	105.0		2:01.022		8	37.619	77.3	53.487		27.846	103.9		1:58.952	
4	38.161	79.8	53.553		27.894	105.5		1:59.608		9	38.036	83.2	53.341		28.807	104.2		2:00.184	
5	37.622	79.7	54.598		28.069	104.5		2:00.289		10	37.780	80.4	53.391		28.031	106.5		1:59.202	

38 James Owen (B)									Triumph TR5										
lap	Sect-1	Speed	Sect-2	Speed	Sect-3	Speed	TopSpeed	laptime	pit	lap	Sect-1	Speed	Sect-2	Speed	Sect-3	Speed	Topspeed	laptime	pit
1		74.7	57.631		30.071	100.3		2:16.371		6	37.121	80.8	53.012		28.030	103.9		1:58.163	
2	38.101	80.4	54.168		28.771	102.3		2:01.040		7	36.527	83.1	53.180		28.006	104.2		1:57.713	
3	37.159	81.8	52.933		28.399	102.5		1:58.491		8	37.118	82.2	1:04.859		27.839	103.7		2:09.816	
4	37.423	81.6	53.337		28.084	102.8		1:58.844		9	36.491	83.3	53.113		27.942	102.8		1:57.546	
5	37.387	80.9	56.416		28.274	104.1		2:02.077		10	36.662	82.0	57.263		28.340	95.4		2:02.265	

41 Nik Spencer (D)									MG B										
lap	Sect-1	Speed	Sect-2	Speed	Sect-3	Speed	TopSpeed	laptime	pit	lap	Sect-1	Speed	Sect-2	Speed	Sect-3	Speed	Topspeed	laptime	pit
1		77.1	55.373		28.240	101.9		2:12.162		6	36.728	76.5	54.156		28.480	100.5		1:59.364	
2	38.239	77.5	54.694		28.405	102.3		2:01.338		7	37.142	77.4	53.217		28.324	101.9		1:58.683	
3	37.735	76.3	54.733		28.544	102.5		2:01.012		8	36.905	84.8	54.691		28.157	101.1		1:59.753	
4	37.085	77.3	54.150		28.496	102.2		1:59.731		9	37.496	72.4	54.097		28.616	101.6		2:00.209	
5	37.620	77.1	55.860		27.944	102.0		2:01.424		10	37.519	76.6	54.065		29.020	101.9		2:00.604	

42 Larry Tucker (E)									MG Midget										
lap	Sect-1	Speed	Sect-2	Speed	Sect-3	Speed	TopSpeed	laptime	pit	lap	Sect-1	Speed	Sect-2	Speed	Sect-3	Speed	Topspeed	laptime	pit
1		71.9	58.651		29.135	100.3		2:19.101		2									

48 Barry Ashdown (C)									Lotus Elan										
lap	Sect-1	Speed	Sect-2	Speed	Sect-3	Speed	TopSpeed	laptime	pit	lap	Sect-1	Speed	Sect-2	Speed	Sect-3	Speed	Topspeed	laptime	pit
1		78.4	52.647		27.917	109.1		2:04.422		7	35.828	85.2	51.229		26.701	112.6		1:53.758	
2	36.976	82.4	51.319		26.712	110.0		1:55.007		8	35.791	85.0	50.862		26.478	113.5		1:53.131	
3	36.357	77.0	50.915		26.527	109.5		1:53.799		9	35.601	83.1	50.720		26.441	111.3		1:52.762	
4	36.297	78.0	50.613		26.439	113.2		1:53.349		10	35.721	84.3	50.751		26.746	114.9		1:53.218	
5	35.474	83.9	50.598		26.360	113.3		1:52.432		11	35.766	82.4	51.502		26.659	112.0		1:53.927	
6	35.619	83.1	53.234		26.861	113.2		1:55.714		12									

53 Adrian Gilbert (C)									Lotus Elan S3										
lap	Sect-1	Speed	Sect-2	Speed	Sect-3	Speed	TopSpeed	laptime	pit	lap	Sect-1	Speed	Sect-2	Speed	Sect-3	Speed	Topspeed	laptime	pit
1		82.9	58.100		28.601	102.5		2:18.164		6	37.023	84.7	53.952		27.888	109.5		1:58.863	
2	39.121	73.7	56.617		28.144	110.0		2:03.882		7					28.389	108.8		2:00.628	
3	38.076	81.8	54.867		27.977	108.4		2:00.920		8	38.402	79.0	55.814		29.185	104.2		2:03.401	
4	37.980	83.3	54.699		27.967	112.0		2:00.646		9	38.173	77.4	55.957		29.924	112.6		2:04.054	
5	37.212	82.8	54.318		27.769	112.8		1:59.299		10	37.116	76.3	55.296		29.353	109.1		2:01.765	

55 Nick Savage (A)									Chevrolet Camaro										
lap	Sect-1	Speed	Sect-2	Speed	Sect-3	Speed	TopSpeed	laptime	pit	lap	Sect-1	Speed	Sect-2	Speed	Sect-3	Speed	Topspeed	laptime	pit
1		78.6	53.539		27.203	104.4		2:07.294		7	37.223	81.3	52.742		27.658	113.5		1:57.623	
2	37.544	80.7	52.992		27.699	115.5		1:58.235		8	36.543	84.7	51.607		26.473	113.3		1:54.623	
3	36.677	84.4	52.690		26.893	114.5		1:56.260		9	36.454	87.2	51.275		26.523	114.1		1:54.252	
4	36.561	84.6	52.209		27.392	113.9		1:56.162		10	36.038	84.9	51.432		26.886	113.5		1:54.356	
5	36.576	84.2	52.515		27.327	114.1		1:56.418		11	36.255	87.1	51.809		26.830	112.8		1:54.894	
6	36.414	83.9	51.886		27.259	111.8		1:55.559		12									



Session Start: 15:46:26 - Finish: 16:06:29
 Weather/Track Conditions: Sun/Dry
 Circuit: Brands Hatch Grand Prix Circuit
 Track Length: 3.916 Km - 2.4330 miles

'Legends of Brands Hatch' Historic Race Meeting - 1 - 3 Jul 2016

HSCC Historic Road Sports

Race 20 - Sector Analysis

69 Andy Shepherd (C)									Lotus Seven S2								
lap	Sect-1	Speed	Sect-2	Speed	Sect-3	Speed	TopSpeed	laptime pit	lap	Sect-1	Speed	Sect-2	Speed	Sect-3	Speed	Topspeed	laptime pit
1		81.8	53.377		27.971	105.7		2:04.887	7	34.929	83.1	49.797		26.233	106.9		1:50.959
2	34.645	84.4	50.689		26.464	107.9		1:51.798	8	34.726	84.9	51.220		26.527	106.4		1:52.473
3	34.523	85.8	48.863		26.230	107.9		1:49.616	9	34.242	84.8	49.544		25.742	107.7		1:49.528
4	34.365	85.0	48.673		25.814	108.9		1:48.852	10	34.229	85.4	49.334		25.970	106.9		1:49.533
5	33.888	86.1	49.653		26.941	107.0		1:50.482	11	34.198	85.3	50.346		26.560	105.7		1:51.104
6	34.309	85.2	49.732		26.313	106.5		1:50.354	12								

71 Dick Coffey (E)									Turner Mk1								
lap	Sect-1	Speed	Sect-2	Speed	Sect-3	Speed	TopSpeed	laptime pit	lap	Sect-1	Speed	Sect-2	Speed	Sect-3	Speed	Topspeed	laptime pit
1		79.8	52.288		28.139	103.6		2:06.644	7	36.000	82.0	51.130		27.283	100.8		1:54.413
2	35.918	81.9	51.865		27.524	102.5		1:55.307	8	35.876	82.0	52.024		27.749	101.4		1:55.649
3	35.939	80.1	51.712		27.436	102.8		1:55.087	9	35.871	80.3	51.967		27.574	102.5		1:55.412
4	36.124	81.7	51.604		27.390	102.0		1:55.118	10	36.050	82.2	51.870		27.885	100.6		1:55.805
5	35.889	80.3	51.988		27.443	102.2		1:55.320	11	35.817	82.0	52.333		27.459	101.1		1:55.609
6	35.665	82.2	52.921		29.317	100.5		1:57.903	12								

84 Ian Burford (C)									Ginetta G4								
lap	Sect-1	Speed	Sect-2	Speed	Sect-3	Speed	TopSpeed	laptime pit	lap	Sect-1	Speed	Sect-2	Speed	Sect-3	Speed	Topspeed	laptime pit
1		81.6	52.689		26.674	109.7		2:04.481	7	34.789	88.9	48.296		26.347	109.5		1:49.432
2	35.459	86.1	49.146		26.269	110.4		1:50.874	8	34.670	89.7	48.660		26.104	110.4		1:49.434
3	34.793	87.3	48.102		26.184	110.0		1:49.079	9	34.523	91.4	48.201		25.836	111.5		1:48.560
4	35.084	84.4	48.284		26.023	111.3		1:49.391	10	34.027	89.1	48.266		26.250	111.3		1:48.543
5	33.935	89.4	48.598		26.280	111.3		1:48.813	11	34.689	89.1	48.822		25.847	107.2		1:49.358
6	34.122	90.0	47.942		26.505	110.2		1:48.569	12								

88 Paul Brown (D)									MG BGT								
lap	Sect-1	Speed	Sect-2	Speed	Sect-3	Speed	TopSpeed	laptime pit	lap	Sect-1	Speed	Sect-2	Speed	Sect-3	Speed	Topspeed	laptime pit
1		69.8	57.988		28.787	96.5		2:17.957	6	38.470	72.6	56.433		30.231	89.9		2:05.134
2	39.011	70.7	58.588		29.681	94.6		2:07.280	7	38.987	71.6	56.797		30.126	93.5		2:05.910
3	38.777	72.0	55.841		30.380	93.0		2:04.998	8	38.675	73.0	56.693		30.135	91.2		2:05.503
4	38.693	71.4	57.805		29.830	94.7		2:06.328	9	39.805	72.2	56.179		29.902	92.7		2:05.886
5	38.566	72.3	55.997		30.284	93.1		2:04.847	10	38.695	71.4	56.358		30.739	90.0		2:05.792

199 Charles Rainford (G)									Lenham Sprite								
lap	Sect-1	Speed	Sect-2	Speed	Sect-3	Speed	TopSpeed	laptime pit	lap	Sect-1	Speed	Sect-2	Speed	Sect-3	Speed	Topspeed	laptime pit
1		74.2	56.767		29.047	100.9		2:16.511	6	Out	72.3	56.720		28.588	96.3		2:07.214
2	38.276	74.7	55.525		28.754	97.6		2:02.555	7	39.439	77.5	56.184		28.680	98.4		2:04.303
3	39.020	73.7	56.053		28.302	98.1		2:03.375	8	38.794	78.0	55.888		28.667	97.3		2:03.349
4	39.279	72.2	56.190		28.324	98.7		2:03.793	9	39.157	72.7	56.599		28.833	93.9		2:04.589
5	38.781	76.0	1:00.857		In			3:22.254 P	10								



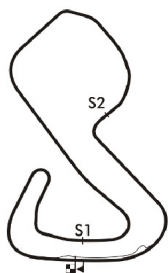
Session Start: 15:46:26 - Finish: 16:06:29
 Weather/Track Conditions: Sun/Dry
 Circuit: Brands Hatch Grand Prix Circuit
 Track Length: 3.916 Km - 2.4330 miles

'Legends of Brands Hatch' Historic Race Meeting - 1 - 3 Jul 2016

HSCC Historic Road Sports

Race 20 - Best Sector Times

POS	NO	DRIVER/S	Sector 1			Sector 2			Sector 3			IDEAL LAP	BEST LAP	On
			TIME	LAP	POS	TIME	LAP	POS	TIME	LAP	POS			
1	8	John Davison	33.763	4	2	48.553	6	2	25.489	3	1	1:47.805	1:48.025	4
2	5	Peter Shaw	34.126	4	7	48.824	2	5	25.658	3	3	1:48.608	1:48.981	2
3	84	Ian Burford	33.935	5	4	47.942	6	1	25.836	9	5	1:47.713	1:48.543	10
4	36	Frazer Gibney	34.078	3	6	48.782	10	4	25.939	3	7	1:48.799	1:48.941	3
5	69	Andy Shepherd	33.888	5	3	48.673	4	3	25.742	9	4	1:48.303	1:48.852	4
6	1	Kevin Kivlochan	34.054	10	5	48.844	10	6	25.845	10	6	1:48.743	1:48.743	10
7	48	Barry Ashdown	35.474	5	8	50.598	5	8	26.360	5	9	1:52.432	1:52.432	5
8	71	Dick Coffey	35.665	6	10	51.130	7	10	27.283	7	13	1:54.078	1:54.413	7
9	55	Nick Savage	36.038	10	12	51.275	9	11	26.473	8	10	1:53.786	1:54.252	9
10	23	Shaun Haddrell	35.952	10	11	51.543	9	12	26.304	9	8	1:53.799	1:53.950	9
11	15	Michael Eagles	36.420	6	14	51.615	5	13	26.771	4	12	1:54.806	1:55.690	6
12	28	Nick Smith	36.325	7	13	54.169	7	19	27.679	1	15	1:58.173	1:58.456	7
13	41	Nik Spencer	36.728	6	16	53.217	7	15	27.944	5	18	1:57.889	1:58.683	7
14	37	Mervyn Selwyn	37.439	7	18	53.341	9	16	27.419	7	14	1:58.199	1:58.952	8
15	38	James Owen	36.491	9	15	52.933	3	14	27.839	8	17	1:57.263	1:57.546	9
16	53	Adrian Gilbert	37.023	6	17	53.952	6	18	27.769	5	16	1:58.744	1:58.863	6
17	12	Johan Denekamp	37.561	4	19	53.641	3	17	28.350	3	21	1:59.552	1:59.743	3
18	35	Richard Disbrow	38.327	9	22	55.839	6	21	28.238	4	19	2:02.404	2:03.695	6
19	88	Paul Brown	38.470	6	23	55.841	3	22	28.787	1	22	2:03.098	2:04.847	5
20	22	Tony Davis	38.061	5	20	56.995	10	25	29.499	10	24	2:04.555	2:05.270	10
21	10	Peter Bornhauser	38.905	9	25	56.242	10	23	30.354	5	25	2:05.501	2:06.668	10
22	199	Charles Rainford	38.276	2	21	55.525	2	20	28.302	3	20	2:02.103	2:02.555	2
23	21	Peter Chappell	42.464	9	26	1:02.814	9	26	33.400	9	26	2:18.678	2:18.678	9
24	11	Richard Plant	33.660	4	1	49.010	5	7	25.590	2	2	1:48.260	1:48.964	4
25	16	Robert Rowe	35.495	4	9	50.738	2	9	26.556	4	11	1:52.789	1:52.826	4
26	42	Larry Tucker	38.685	2	24	56.823	2	24	29.135	1	23	2:04.643		



Session Start: 15:46:26 - Finish: 16:06:29

Weather/Track Conditions: Sun/Dry

Circuit: Brands Hatch Grand Prix Circuit

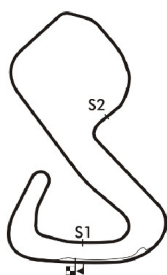
Track Length: 3.916 Km - 2.4330 miles

'Legends of Brands Hatch' Historic Race Meeting - 1 - 3 Jul 2016

HSCC Historic Road Sports

Race 20 - Best Sector Speeds

	NO	SECTOR 1	MPH	NO	SECTOR 2	MPH	NO	SECTOR 3	MPH
1	8	John Davison	91.7	NO SPEED TRAP			1	Kevin Kivlochan	118.3
2	84	Ian Burford	91.4				15	Michael Eagles	117.5
3	36	Frazer Gibney	90.6				5	Peter Shaw	116.7
4	5	Peter Shaw	89.8				36	Frazer Gibney	116.1
5	1	Kevin Kivlochan	89.5				55	Nick Savage	115.5
6	11	Richard Plant	89.2				8	John Davison	115.3
7	16	Robert Rowe	88.0				48	Barry Ashdown	114.9
8	55	Nick Savage	87.2				11	Richard Plant	114.3
9	15	Michael Eagles	86.5				53	Adrian Gilbert	112.8
10	69	Andy Shepherd	86.1				16	Robert Rowe	112.4
11	48	Barry Ashdown	85.2				84	Ian Burford	111.5
12	41	Nik Spencer	84.8				23	Shaun Haddrell	110.6
13	53	Adrian Gilbert	84.7				69	Andy Shepherd	108.9
14	38	James Owen	83.3				37	Mervyn Selwyn	107.9
15	37	Mervyn Selwyn	83.2				28	Nick Smith	105.5
16	28	Nick Smith	82.8				12	Johan Denekamp	104.9
17	71	Dick Coffey	82.2				38	James Owen	104.2
18	23	Shaun Haddrell	82.0				71	Dick Coffey	103.6
19	12	Johan Denekamp	80.3				41	Nik Spencer	102.5
20	10	Peter Bornhauser	78.8				35	Richard Disbrow	102.0
21	199	Charles Rainford	78.0				199	Charles Rainford	100.9
22	42	Larry Tucker	77.2				42	Larry Tucker	100.3
23	35	Richard Disbrow	74.1				10	Peter Bornhauser	97.4
24	88	Paul Brown	73.0				22	Tony Davis	97.0
25	22	Tony Davis	72.9				88	Paul Brown	96.5
26	21	Peter Chappell	64.6				21	Peter Chappell	79.8



Session Start: 15:46:26 - Finish: 16:06:29
Weather/Track Conditions: Sun/Dry
Circuit: Brands Hatch Grand Prix Circuit
Track Length: 3.916 Km - 2.4330 miles

'Legends of Brands Hatch' Historic Race Meeting - 1 - 3 Jul 2016

HSCC Historic Road Sports

Race 20 - Lap Chart

Lap 1			Lap 2			Lap 3			Lap 4			Lap 5			Lap 6		
NO	Behind	Laptime	NO	Behind	Laptime	NO	Behind	Laptime	NO	Behind	Laptime	NO	Behind	Laptime	NO	Behind	Laptime
5		1:55.276	5		1:48.981	8		1:48.238	8		1:48.025	8		1:48.516	8		1:48.474
8	0.415	1:55.691	8	0.581	1:49.147	5	0.715	1:49.534	21	1 LAP	2:23.436	5	4.478	1:50.840	11	6.743	1:49.869
36	1.753	1:57.029	36	2.548	1:49.776	36	2.670	1:48.941	5	2.154	1:49.464	11	5.348	1:49.178	5	7.383	1:51.379
11	2.148	1:57.424	11	3.364	1:50.197	11	3.747	1:49.202	36	3.898	1:49.253	36	6.077	1:50.695	36	8.044	1:50.441
1	2.774	1:58.050	1	5.184	1:51.391	1	7.314	1:50.949	11	4.686	1:48.964	84	13.021	1:48.813	84	13.116	1:48.569
48	9.146	2:04.422	84	11.098	1:50.874	84	11.358	1:49.079	1	10.967	1:51.678	69	16.018	1:50.482	69	17.898	1:50.354
84	9.205	2:04.481	69	12.428	1:51.798	69	13.225	1:49.616	84	12.724	1:49.391	1	16.082	1:53.631	1	19.330	1:51.722
69	9.611	2:04.887	16	14.467	1:52.880	16	18.865	1:53.217	69	14.052	1:48.852	16	28.978	1:53.828	48	36.632	1:55.714
16	10.568	2:05.844	48	15.172	1:55.007	48	20.152	1:53.799	16	23.666	1:52.826	48	29.392	1:52.432	71	47.288	1:57.903
71	11.368	2:06.644	71	17.694	1:55.307	71	23.962	1:55.087	48	25.476	1:53.349	21	1 LAP	2:21.181	199	1 LAP	3:22.254
55	12.018	2:07.294	55	21.272	1:58.235	55	28.713	1:56.260	71	31.055	1:55.118	71	37.859	1:55.320	55	51.837	1:55.559
23	12.933	2:08.209	23	22.117	1:58.165	23	29.356	1:56.058	55	36.850	1:56.162	55	44.752	1:56.418	23	52.375	1:55.431
12	16.304	2:11.580	12	28.027	2:00.704	12	38.951	1:59.743	23	37.379	1:56.048	23	45.418	1:56.555	15	1:03.284	1:55.690
41	16.886	2:12.162	28	28.433	2:00.380	15	39.595	1:58.796	15	48.803	1:57.233	15	56.068	1:55.781	21	1 LAP	2:21.221
28	17.034	2:12.310	41	29.243	2:01.338	28	39.979	2:00.365	28	52.243	2:00.289	28	1:05.466	2:01.739	28	1:15.911	1:58.919
37	19.105	2:14.381	15	29.618	1:58.748	41	41.436	2:01.012	12	52.271	2:01.345	41	1:06.050	2:01.424	38	1:16.895	1:58.163
15	19.851	2:15.127	37	32.634	2:02.510	38	42.826	1:58.491	41	53.142	1:59.731	38	1:07.206	2:02.077	41	1:16.940	1:59.364
38	21.095	2:16.371	38	33.154	2:01.040	37	44.837	2:01.022	38	53.645	1:58.844	12	1:07.496	2:03.741	37	1:18.915	1:59.196
199	21.235	2:16.511	199	34.809	2:02.555	199	49.365	2:03.375	37	56.420	1:59.608	37	1:08.193	2:00.289	12	1:21.527	2:02.505
35	21.634	2:16.910	35	37.341	2:04.688	53	49.890	2:00.920	53	1:02.511	2:00.646	53	1:13.294	1:59.299	53	1:23.683	1:58.863
88	22.681	2:17.957	53	37.789	2:03.882	88	57.159	2:04.998	199	1:05.133	2:03.793	35	1:29.231	2:04.432	35	1:44.452	2:03.695
53	22.888	2:18.164	88	40.980	2:07.280	35	57.554	2:09.032	35	1:13.315	2:03.786	88	1:31.793	2:04.847	88	1:48.453	2:05.134
42	23.825	2:19.101	22	42.678	2:06.298	22	59.234	2:05.375	88	1:15.462	2:06.328	22	1:35.541	2:06.258			
22	25.361	2:20.637	10	47.768	2:08.479	10	1:07.046	2:08.097	22	1:17.799	2:06.590	10	1:44.592	2:07.082			
10	28.270	2:23.546	21	1:15.403	2:24.823				10	1:26.026	2:07.005						
21	39.561	2:34.837															

Session Start: 15:46:26 - Finish: 16:06:29

Weather/Track Conditions: Sun/Dry

Circuit: Brands Hatch Grand Prix Circuit

Track Length: 3.916 Km - 2.4330 miles

'Legends of Brands Hatch' Historic Race Meeting - 1 - 3 Jul 2016

HSCC Historic Road Sports

Race 20 - Lap Chart

Lap 7			Lap 8			Lap 9			Lap 10			Lap 11		
NO	Behind	Laptime	NO	Behind	Laptime	NO	Behind	Laptime	NO	Behind	Laptime	NO	Behind	Laptime
8		1:48.688	8		1:49.148	8		1:49.541	8		1:49.629	8		1:49.216
22	1 LAP	2:07.236	5	10.331	1:50.912	53	1 LAP	2:03.401	37	1 LAP	2:00.184	199	2 LAPS	2:04.589
11	8.085	1:50.030	36	11.050	1:50.830	5	9.958	1:49.168	38	1 LAP	1:57.546	28	1 LAP	1:59.698
5	8.567	1:49.872	84	14.146	1:49.434	36	11.360	1:49.851	5	10.346	1:50.017	41	1 LAP	2:00.604
36	9.368	1:50.012	88	1 LAP	2:05.910	84	13.165	1:48.560	36	11.729	1:49.998	37	1 LAP	1:59.202
84	13.860	1:49.432	35	1 LAP	2:10.853	69	23.481	1:49.528	84	12.079	1:48.543	5	10.813	1:49.683
10	1 LAP	2:11.417	69	23.494	1:52.473	21	2 LAPS	2:23.027	12	1 LAP	2:03.490	84	12.221	1:49.358
69	20.169	1:50.959	1	24.043	1:52.430	1	24.629	1:50.127	53	1 LAP	2:04.054	36	12.873	1:50.360
1	20.761	1:50.119	22	1 LAP	2:09.696	35	1 LAP	2:04.269	69	23.385	1:49.533	38	1 LAP	2:02.265
48	41.702	1:53.758	10	1 LAP	2:09.907	88	1 LAP	2:05.503	1	23.743	1:48.743	69	25.273	1:51.104
71	53.013	1:54.413	48	45.685	1:53.131	22	1 LAP	2:07.171	35	1 LAP	2:03.949	1	25.825	1:51.298
55	1:00.772	1:57.623	71	59.514	1:55.649	48	48.906	1:52.762	88	1 LAP	2:05.886	53	1 LAP	2:01.765
23	1:01.484	1:57.797	55	1:06.247	1:54.623	10	1 LAP	2:07.192	48	52.495	1:53.218	12	1 LAP	2:03.692
199	1 LAP	2:07.214	23	1:07.016	1:54.680	71	1:05.385	1:55.412	21	2 LAPS	2:23.152	48	57.206	1:53.927
15	1:11.987	1:57.391	15	1:18.870	1:56.031	55	1:10.958	1:54.252	22	1 LAP	2:08.132	35	1 LAP	2:04.159
28	1:25.679	1:58.456	199	1 LAP	2:04.303	23	1:11.425	1:53.950	71	1:11.561	1:55.805	88	1 LAP	2:05.792
38	1:25.920	1:57.713	28	1:36.744	2:00.213	15	1:27.772	1:58.443	10	1 LAP	2:06.950	71	1:17.954	1:55.609
41	1:26.935	1:58.683	41	1:37.540	1:59.753	199	1 LAP	2:03.349	55	1:15.685	1:54.356	22	1 LAP	2:05.270
37	1:29.325	1:59.098	37	1:39.129	1:58.952	28	1:47.603	2:00.400	23	1:16.098	1:54.302	55	1:21.363	1:54.894
12	1:35.582	2:02.743	38	1:46.588	2:09.816	41	1:48.208	2:00.209	15	1:36.595	1:58.452	23	1:22.064	1:55.182
53	1:35.623	2:00.628	12	1:48.529	2:02.095							21	2 LAPS	2:18.678
21	1 LAP	2:20.839										10	1 LAP	2:06.668
												15	1:44.002	1:56.623

Session Start: 15:46:26 - Finish: 16:06:29

Weather/Track Conditions: Sun/Dry

Circuit: Brands Hatch Grand Prix Circuit

Track Length: 3.916 Km - 2.4330 miles

'Legends of Brands Hatch' Historic Race Meeting - 1 - 3 Jul 2016

Historic Formula Ford 2000 Championship/URS/Classic Racing Car Series

Race 21 - Classification

Sheet No:

POS	NO	DRIVER/S	CLASS	CLASS POS	CAR MAKE / MODEL	TIME	LAPS	GAP	DIFF	MPH	BEST	ON
1	27	Andrew Park	A	1	Reynard SF81	20:34.758	13	-- 13 laps		92.21	1:33.652	11
2	35	Marc Mercer	URA	1	Van Diemen RF82	20:35.643	13	0.885	0.885	92.15	1:33.538	11
3	9	Ian Pearson	URA	2	Van Diemen RF83	20:43.406	13	8.648	7.763	91.57	1:33.159	6
4	87	Nelson Rowe	A	2	Reynard SF79	20:45.627	13	10.869	2.221	91.41	1:34.738	11
5	10	Daniel Pyett	CRC	1	Tecno F2	21:07.810	13	33.052	22.183	89.81	1:33.635	10
6	12	Andy Jarvis	CRG	1	Palliser WDB 2	21:08.045	13	33.287	0.235	89.79	1:33.652	10
7	44	Andrew Lancaster	URA	3	Pilbeam MP52	21:12.315	13	37.557	4.270	89.49	1:35.949	12
8	159	Andy Jones	CRG	2	Lotus 59	21:12.367	13	37.609	0.052	89.48	1:33.848	8
9	59	Thomas White	B	1	Osella FAF	21:20.698	13	45.940	8.331	88.91	1:37.265	9
10	72	Andrew Storer	A	3	Reynard SF79	21:25.075	13	50.317	4.377	88.60	1:37.382	6
11	18	Stephen Glasswell	A	4	Reynard SF79	21:47.580	13	1:12.822	22.505	87.08	1:39.365	13
12	6	Jeremy Main	A	5	Reynard SF79	21:59.786	13	1:25.028	12.206	86.27	1:40.194	5
13	81	Julian Stokes	CRC	2	Tecno F2	22:05.710	13	1:30.952	5.924	85.89	1:38.641	9
14	49	Martin Anslow	CRG	3	Brabham BT21	22:05.716	13	1:30.958	0.006	85.89	1:37.818	8
15	45	John Stapleton	C	1	Tui BH2	20:53.823	12	-- 12 laps	27.681	83.82	1:41.704	7
16	5	Mark Goodyear	CRG	4	Lotus 59	21:22.160	12	28.337	28.337	81.97	1:41.822	10
17	46	John Bowles	A	6	Lola T580	21:38.487	12	44.664	16.327	80.94	1:46.028	7
18	77	David Walton	A	8	Royale RP27	20:49.723	11	-- 11 laps	57.538	77.09	1:39.820	10
19	34	Peter Finnigan	CRF	1	Merlyn Mk20A/11A	21:06.490	11	16.767	16.767	76.07	1:50.949	9
20	66	Andy Turnock	A	9	Royale RP27	22:16.024	11	1:26.301	1:09.534	72.11	1:54.959	11

----- NOT CLASSIFIED -----

DNF 36	David Karaskas	URA	Crossle 51F	20:16.695	12	-- 12 laps		86.38	1:39.969	4
DNF 8	Gareth Fletcher	A	Royale RP27	19:05.617	11	-- 11 laps	29.871	84.10	1:41.475	5
DNF 51	Graham Ridgway	A	Reynard SF78	13:13.245	8	-- 8 laps --		88.33	1:36.780	8
DNF 75	Colin Wright	A	Reynard SF79	14:30.258	8	1:17.013	1:17.013	80.51	1:38.521	3
DNF 145	Robert Pearson	URA	Van Diemen RF82	8:41.490	5	-- 5 laps --	19.309	83.97	1:41.180	5
DNF 14	Iain Rowley	B	Penfold 1	5:12.449	3	-- 3 laps --		84.10	1:40.441	3
DNF 41	David Mercer	B	Reynard SF78							

----- FASTEST LAP SUMMARY -----

NO	DRIVER/S	CLASS	CAR MAKE / MODEL	FASTEST LAP	ON	MPH
9	Ian Pearson	URA	Van Diemen RF83	1:33.159	6	94.02
10	Daniel Pyett	CRC	Tecno F2	1:33.635	10	93.54
12	Andy Jarvis	CRG	Palliser WDB 2	1:33.652	10	93.52
27	Andrew Park	A	Reynard SF81	1:33.652	11	93.52
59	Thomas White	B	Osella FAF	1:37.265	9	90.05
45	John Stapleton	C	Tui BH2	1:41.704	7	86.12
34	Peter Finnigan	CRF	Merlyn Mk20A/11A	1:50.949	9	78.94

Session Start: 16:18:41 - Finish: 16:39:14

Weather/Track Conditions: Sun/Dry

Circuit: Brands Hatch Grand Prix Circuit

Track Length: 3.916 Km - 2.4330 miles

These results are provisional until the conclusion of any judicial and technical matters.

Clerk of the Course: Julian Floyd	Timekeeper: Nick Palmer	Issued at:
--	--------------------------------	------------

'Legends of Brands Hatch' Historic Race Meeting - 1 - 3 Jul 2016

Historic Formula Ford 2000 Championship/URS/Classic Racing Car Series

Race 21 - Sector Analysis

5 Mark Goodyear (CRG)									Lotus 59								
lap	Sect-1	Speed	Sect-2	Speed	Sect-3	Speed	TopSpeed	laptime pit	lap	Sect-1	Speed	Sect-2	Speed	Sect-3	Speed	Topspeed	laptime pit
1		89.8	48.137		25.420	119.6		2:07.668	7	31.619	94.6	46.719		24.418	118.1		1:42.756
2	32.346	94.8	47.962		26.107	115.7		1:46.415	8	32.655	98.4	49.397		25.699	116.9		1:47.751
3	32.452	93.3	47.500		25.288	118.1		1:45.240	9	32.658	95.6	47.506		24.327	120.7		1:44.491
4	31.877	93.5	47.847		24.751	119.6		1:44.475	10	31.802	97.9	46.070		23.950	119.0		1:41.822
5	32.479	96.2	48.204		24.226	120.2		1:44.909	11	31.891	98.3	47.061		25.286	108.1		1:44.238
6	32.233	96.5	48.610		25.288	119.2		1:46.131	12	33.487	96.7	46.924		25.853	115.5		1:46.264

6 Jeremy Main (A)									Reynard SF79								
lap	Sect-1	Speed	Sect-2	Speed	Sect-3	Speed	TopSpeed	laptime pit	lap	Sect-1	Speed	Sect-2	Speed	Sect-3	Speed	Topspeed	laptime pit
1		94.6	45.752		24.283	114.7		1:48.707	8	31.496	95.8	46.263		24.108	116.5		1:41.867
2	31.450	93.9	44.937		24.140	113.3		1:40.527	9	30.987	96.2	44.561		24.770	114.7		1:40.318
3	31.770	93.4	44.896		24.140	113.7		1:40.806	10	31.584	96.2	44.586		24.076	115.9		1:40.246
4	31.905	95.1	44.897		25.104	114.5		1:41.906	11	31.232	96.2	45.327		24.341	116.3		1:40.900
5	31.505	95.2	44.461		24.228	115.9		1:40.194	12	31.419	96.7	45.183		24.156	116.3		1:40.758
6	31.587	95.5	45.090		23.924	115.9		1:40.601	13	31.296	96.1	46.684		24.417	116.1		1:42.397
7					24.418	115.9		1:40.559	14								

8 Gareth Fletcher (A)									Royale RP27								
lap	Sect-1	Speed	Sect-2	Speed	Sect-3	Speed	TopSpeed	laptime pit	lap	Sect-1	Speed	Sect-2	Speed	Sect-3	Speed	Topspeed	laptime pit
1		92.1	46.301		24.902	114.5		1:51.916	7	32.211	93.6	45.370		24.856	113.7		1:42.437
2	31.622	94.4	44.890		25.160	113.9		1:41.672	8	31.696	93.5	45.459		24.450	114.1		1:41.605
3	31.876	93.1	45.256		24.601	113.2		1:41.733	9	31.947	93.5	46.631		25.473	112.0		1:44.051
4	32.269	92.6	45.347		24.339	114.3		1:41.955	10	31.799	93.4	50.193		24.277	113.5		1:46.269
5	32.312	93.9	44.908		24.255	114.5		1:41.475	11	31.656	93.9	52.197		26.656	111.3		1:50.509
6	31.795	91.5	45.766		24.434	114.7		1:41.995	12								

9 Ian Pearson (URA)									Van Diemen RF83								
lap	Sect-1	Speed	Sect-2	Speed	Sect-3	Speed	TopSpeed	laptime pit	lap	Sect-1	Speed	Sect-2	Speed	Sect-3	Speed	Topspeed	laptime pit
1					22.704	117.5		1:39.180	8	29.253	96.6	41.463		22.810	117.9		1:33.526
2	29.485	96.3	41.574		22.468	117.9		1:33.527	9	29.470	97.0	54.643		23.222	118.3		1:47.335
3	29.367	96.2	41.476		22.354	118.3		1:33.197	10	29.849	96.1	41.603		22.692	117.5		1:34.144
4	29.528	95.4	43.949		24.084	116.1		1:37.561	11	29.457	96.9	41.606		22.358	118.5		1:33.421
5	29.816	95.9	41.722		23.793	115.1		1:35.331	12	29.511	96.9	42.317		22.880	118.3		1:34.708
6	29.336	96.9	41.283		22.540	118.1		1:33.159	13	29.672	97.6	42.257		22.434	119.0		1:34.363
7	29.560	95.9	41.649		22.745	118.5		1:33.954	14								

10 Daniel Pyett (CRC)									Tecno F2								
lap	Sect-1	Speed	Sect-2	Speed	Sect-3	Speed	TopSpeed	laptime pit	lap	Sect-1	Speed	Sect-2	Speed	Sect-3	Speed	Topspeed	laptime pit
1		96.6	45.671		23.677	125.4		2:00.348	8	30.310	102.6	41.517		22.494	130.2		1:34.321
2	31.151	99.9	43.636		23.038	126.6		1:37.825	9	30.540	103.1	41.673		22.556	130.0		1:34.769
3	30.881	101.9	42.466		23.692	126.8		1:37.039	10	29.594	107.2	41.467		22.574	130.0		1:33.635
4	30.020	101.7	42.371		23.408	128.2		1:35.799	11	30.205	104.9	41.746		22.801	128.7		1:34.752
5	30.303	104.4	42.728		22.853	127.3		1:35.884	12	29.994	106.2	43.421		22.699	130.2		1:36.114
6	30.254	105.9	43.095		22.816	129.5		1:36.165	13	30.017	104.6	42.309		22.632	130.0		1:34.958
7	30.241	103.9	43.199		22.761	128.2		1:36.201	14								

12 Andy Jarvis (CRG)									Palliser WDB 2								
lap	Sect-1	Speed	Sect-2	Speed	Sect-3	Speed	TopSpeed	laptime pit	lap	Sect-1	Speed	Sect-2	Speed	Sect-3	Speed	Topspeed	laptime pit
1		100.0	43.191		24.052	120.0		1:57.024	8	30.344	101.6	42.259		22.873	124.5		1:35.476
2	30.667	100.0	43.713		23.285	121.8		1:37.665	9	30.241	101.6	41.735		22.241	130.5		1:34.217
3	30.971	97.4	44.390		23.519	122.2		1:38.880	10	29.703	103.3	41.475		22.474	129.2		1:33.652
4	31.014	102.0	42.482		23.523	124.5		1:37.019	11	30.091	102.5	42.254		22.651	123.8		1:34.996
5	30.290	101.9	42.518		23.012	124.5		1:35.820	12	29.875	102.3	43.237		23.272	123.5		1:36.384
6	30.396	101.9	42.553		23.054	122.4		1:36.003	13	30.513	100.6	41.489		22.338	131.0		1:34.340
7	30.505	100.9	42.934		23.130	123.1		1:36.569	14								

14 Iain Rowley (B)									Penfold 1								
lap	Sect-1	Speed	Sect-2	Speed	Sect-3	Speed	TopSpeed	laptime pit	lap	Sect-1	Speed	Sect-2	Speed	Sect-3	Speed	Topspeed	laptime pit
1		89.3	46.118		24.457	114.5		1:51.204	3	31.542	101.3	44.643		24.256	113.7		1:40.441
2	31.806	92.6	44.923		24.075	113.9		1:40.804	4								



Session Start: 16:18:41 - Finish: 16:39:14
 Weather/Track Conditions: Sun/Dry
 Circuit: Brands Hatch Grand Prix Circuit
 Track Length: 3.916 Km - 2.4330 miles

'Legends of Brands Hatch' Historic Race Meeting - 1 - 3 Jul 2016

Historic Formula Ford 2000 Championship/URS/Classic Racing Car Series

Race 21 - Sector Analysis

18 Stephen Glasswell (A)									Reynard SF79								
lap	Sect-1	Speed	Sect-2	Speed	Sect-3	Speed	TopSpeed	laptime pit	lap	Sect-1	Speed	Sect-2	Speed	Sect-3	Speed	Topspeed	laptime pit
1		90.0	45.711		23.974	115.3		1:48.002	8	31.685	93.9	44.402		24.184	116.7		1:40.271
2	31.431	96.2	45.226		23.995	116.1		1:40.652	9	30.946	97.0	44.277		24.826	114.9		1:40.049
3	31.252	95.9	44.868		24.184	115.5		1:40.304	10	31.110	96.5	44.401		24.141	115.3		1:39.652
4	31.207	96.5	44.866		24.140	116.1		1:40.213	11	31.152	96.9	44.164		24.289	115.5		1:39.605
5	31.170	96.5	45.186		23.911	117.5		1:40.267	12	30.785	96.9	44.449		24.175	115.7		1:39.409
6					23.995	116.5		1:39.705	13	30.749	97.0	44.316		24.300	116.5		1:39.365
7	31.306	97.0	44.651		24.129	116.5		1:40.086	14								

27 Andrew Park (A)									Reynard SF81								
lap	Sect-1	Speed	Sect-2	Speed	Sect-3	Speed	TopSpeed	laptime pit	lap	Sect-1	Speed	Sect-2	Speed	Sect-3	Speed	Topspeed	laptime pit
1					22.919	117.7		1:40.390	8	29.544	97.0	41.700		22.799	118.5		1:34.043
2	30.008	95.2	42.263		23.166	118.3		1:35.437	9	29.752	97.9	42.519		22.757	119.0		1:35.028
3	29.930	96.6	42.121		22.885	118.1		1:34.936	10	29.656	97.6	41.604		22.678	117.9		1:33.938
4	29.935	97.2	42.014		22.676	118.7		1:34.625	11	29.653	97.7	41.397		22.602	118.7		1:33.652
5	29.852	96.1	41.841		22.801	118.7		1:34.494	12	31.358	93.4	42.054		22.659	118.5		1:36.071
6	29.616	96.7	41.616		22.712	119.0		1:33.944	13	29.590	98.0	41.480		22.776	117.9		1:33.846
7	29.725	97.7	41.620		23.009	118.3		1:34.354	14								

34 Peter Finnigan (CRF)									Merlyn Mk20A/11A								
lap	Sect-1	Speed	Sect-2	Speed	Sect-3	Speed	TopSpeed	laptime pit	lap	Sect-1	Speed	Sect-2	Speed	Sect-3	Speed	Topspeed	laptime pit
1		84.0	52.327		26.786	110.2		2:15.832	7	34.922	86.8	51.755		26.292	110.9		1:52.969
2	35.287	85.7	52.698		26.661	109.1		1:54.646	8	34.560	86.7	51.964		26.290	110.6		1:52.814
3	35.395	82.4	52.585		26.594	109.7		1:54.574	9	34.468	84.5	50.699		25.782	109.3		1:50.949
4	35.039	86.8	52.092		27.002	109.1		1:54.133	10	34.325	87.8	51.485		25.956	110.6		1:51.766
5	35.780	87.4	51.254		26.487	110.0		1:53.521	11	34.485	88.4	50.462		26.219	108.9		1:51.166
6	34.923	88.0	52.548		26.649	109.8		1:54.120	12								

35 Marc Mercer (URA)									Van Diemen RF82								
lap	Sect-1	Speed	Sect-2	Speed	Sect-3	Speed	TopSpeed	laptime pit	lap	Sect-1	Speed	Sect-2	Speed	Sect-3	Speed	Topspeed	laptime pit
1					23.081	116.5		1:41.028	8	29.522	96.9	41.673		22.859	117.1		1:34.054
2	29.905	96.5	42.693		22.949	116.9		1:35.547	9	29.783	98.2	41.979		22.686	118.1		1:34.448
3	29.769	96.3	42.144		22.958	117.3		1:34.871	10	29.675	96.9	41.643		22.850	116.5		1:34.168
4	29.744	96.7	42.124		22.801	117.5		1:34.669	11	29.456	97.4	41.427		22.655	117.5		1:33.538
5	29.655	96.5	41.870		22.796	117.9		1:34.321	12	31.357	92.9	41.931		22.850	117.3		1:36.138
6	29.827	96.6	41.602		22.572	118.1		1:34.001	13	29.521	98.0	41.490		23.205	117.7		1:34.216
7	29.553	97.4	42.096		22.995	117.3		1:34.644	14								

36 David Karaskas (URA)									Crossle 51F								
lap	Sect-1	Speed	Sect-2	Speed	Sect-3	Speed	TopSpeed	laptime pit	lap	Sect-1	Speed	Sect-2	Speed	Sect-3	Speed	Topspeed	laptime pit
1		93.3	45.276		24.540	114.7		1:49.461	7	31.407	93.3	44.624		24.111	114.5		1:40.142
2	31.469	93.6	44.657		24.202	115.3		1:40.328	8	31.420	93.9	45.184		24.144	115.3		1:40.748
3	31.636	93.0	44.833		24.183	114.7		1:40.652	9	31.601	93.9	45.108		24.576	113.5		1:41.285
4	31.085	94.4	44.429		24.455	114.7		1:39.969	10	31.413	94.2	45.283		24.155	114.3		1:40.851
5	31.916	94.8	44.691		24.226	115.9		1:40.833	11	31.253	94.3	44.933		24.307	114.5		1:40.493
6	31.323	93.5	45.504		24.157	115.5		1:40.984	12	31.135	95.0	45.593		24.221	114.5		1:40.949

41 David Mercer (B)									Reynard SF78								
lap	Sect-1	Speed	Sect-2	Speed	Sect-3	Speed	TopSpeed	laptime pit	lap	Sect-1	Speed	Sect-2	Speed	Sect-3	Speed	Topspeed	laptime pit

44 Andrew Lancaster (URA)									Pilbeam MP52								
lap	Sect-1	Speed	Sect-2	Speed	Sect-3	Speed	TopSpeed	laptime pit	lap	Sect-1	Speed	Sect-2	Speed	Sect-3	Speed	Topspeed	laptime pit
1					23.169	117.7		1:44.137	8	30.477	96.2	43.471		23.232	117.7		1:37.180
2	30.660	96.5	43.774		23.563	117.7		1:37.997	9	30.390	97.9	43.280		23.033	118.5		1:36.703
3	30.423	97.0	43.606		23.162	117.3		1:37.191	10	30.371	96.9	44.407		23.096	116.9		1:37.874
4	30.154	96.9	43.152		23.073	118.1		1:36.379	11	30.845	83.1	44.516		23.204	117.3		1:38.565
5	30.081	97.4	45.392		23.257	118.1		1:38.730	12	29.985	99.3	42.954		23.010	117.5		1:35.949
6	30.181	97.0	43.469		24.170	116.7		1:37.820	13	30.525	98.4	42.772		22.952	118.7		1:36.249
7	30.314	96.7	43.196		24.031	116.9		1:37.541	14								



Session Start: 16:18:41 - Finish: 16:39:14
 Weather/Track Conditions: Sun/Dry
 Circuit: Brands Hatch Grand Prix Circuit
 Track Length: 3.916 Km - 2.4330 miles

'Legends of Brands Hatch' Historic Race Meeting - 1 - 3 Jul 2016

Historic Formula Ford 2000 Championship/URS/Classic Racing Car Series

Race 21 - Sector Analysis

45 John Stapleton (C)									Tui BH2								
lap	Sect-1	Speed	Sect-2	Speed	Sect-3	Speed	TopSpeed	laptime pit	lap	Sect-1	Speed	Sect-2	Speed	Sect-3	Speed	Topspeed	laptime pit
1		89.9	47.915		25.215	112.4		1:54.675	7	31.726	<u>93.6</u>	45.543		24.435	113.9		1:41.704
2	33.211	90.5	46.265		24.972	114.3		1:44.448	8	31.932	92.2	45.916		25.288	114.5		1:43.136
3	32.589	89.9	46.153		24.947	112.8		1:43.689	9	32.277	91.7	46.170		25.024	112.4		1:43.471
4	32.609	90.7	45.582		25.296	113.5		1:43.487	10	32.503	90.7	46.284		24.965	109.8		1:43.752
5	31.717	91.4	46.105		25.146	113.7		1:42.968	11	33.543	83.2	46.687		25.780	112.6		1:46.010
6	31.923	90.4	46.620		25.021	<u>115.5</u>		1:43.564	12	31.956	91.0	46.290		24.673	113.9		1:42.919

46 John Bowles (A)									Lola T580								
lap	Sect-1	Speed	Sect-2	Speed	Sect-3	Speed	TopSpeed	laptime pit	lap	Sect-1	Speed	Sect-2	Speed	Sect-3	Speed	Topspeed	laptime pit
1		87.3	48.955		26.351	109.1		1:58.815	7	32.495	90.3	47.972		25.561	111.7		1:46.028
2	33.934	90.1	49.318		25.494	111.7		1:48.746	8	33.474	<u>92.6</u>	47.712		26.399	111.7		1:47.585
3	33.429	90.7	48.728		25.420	110.4		1:47.577	9	33.357	88.8	48.283		25.408	109.7		1:47.048
4	32.955	90.6	47.974		25.694	110.9		1:46.623	10	33.132	92.2	48.922		25.834	110.9		1:47.888
5	33.205	89.2	48.300		<u>25.308</u>	111.7		1:46.813	11	33.499	90.6	48.333		25.783	110.7		1:47.615
6	33.880	90.1	48.075		25.492	111.7		1:47.447	12	33.189	88.8	47.778		25.335	<u>112.0</u>		1:46.302

49 Martin Anslow (CRG)									Brabham BT21								
lap	Sect-1	Speed	Sect-2	Speed	Sect-3	Speed	TopSpeed	laptime pit	lap	Sect-1	Speed	Sect-2	Speed	Sect-3	Speed	Topspeed	laptime pit
1		92.1	46.803		23.590	126.3		2:03.387	8	31.133	<u>102.5</u>	43.524		23.161	127.3		1:37.818
2	32.273	95.0	46.793		23.895	126.3		1:42.961	9	31.118	101.3	44.606		24.070	125.8		1:39.794
3	32.515	96.2	45.179		23.603	127.8		1:41.297	10	31.332	93.6	44.026		23.420	125.4		1:38.778
4	32.933	94.0	45.024		23.643	126.1		1:41.600	11	31.299	101.3	43.617		23.282	125.8		1:38.198
5	31.736	98.6	46.131		23.958	126.8		1:41.825	12	31.525	100.9	44.107		23.251	120.0		1:38.883
6	31.505	97.9	45.562		25.222	124.9		1:42.289	13	31.591	93.0	44.750		23.233	<u>130.2</u>		1:39.574
7	31.322	98.2	44.385		23.605	124.5		1:39.312	14								

51 Graham Ridgway (A)									Reynard SF78								
lap	Sect-1	Speed	Sect-2	Speed	Sect-3	Speed	TopSpeed	laptime pit	lap	Sect-1	Speed	Sect-2	Speed	Sect-3	Speed	Topspeed	laptime pit
1					23.652	116.1		1:45.274	5	30.729	94.4	43.535		24.209	114.9		1:38.473
2	30.782	94.8	44.293		23.504	115.5		1:38.579	6	30.807	95.0	43.290		23.551	<u>116.5</u>		1:37.648
3	30.588	95.0	44.896		23.525	116.3		1:39.009	7	30.446	<u>96.1</u>	43.949		23.543	115.3		1:37.938
4	30.889	94.7	45.153		23.502	115.3		1:39.544	8	30.292	94.8	43.004		23.484	116.3		1:36.780

59 Thomas White (B)									Osella FAF								
lap	Sect-1	Speed	Sect-2	Speed	Sect-3	Speed	TopSpeed	laptime pit	lap	Sect-1	Speed	Sect-2	Speed	Sect-3	Speed	Topspeed	laptime pit
1			44.749		23.526	<u>119.6</u>		1:46.212	8	30.715	95.5	43.461		23.391	116.9		1:37.567
2	30.938	95.6	43.670		23.368	117.5		1:37.976	9	30.703	95.9	43.193		23.369	117.7		1:37.265
3	30.866	95.8	43.985		23.535	116.3		1:38.386	10	31.221	<u>96.6</u>	43.192		23.320	116.1		1:37.733
4	31.075	94.2	43.537		23.469	116.7		1:38.081	11	30.736	96.1	44.101		23.524	115.9		1:38.361
5	30.773	95.4	43.198		23.446	117.5		1:37.417	12	30.831	96.5	43.607		23.325	117.1		1:37.763
6	30.948	95.1	43.197		<u>23.306</u>	117.3		1:37.451	13	30.933	95.8	43.439		24.153	117.7		1:38.525
7	31.119	94.8	43.177		23.665	116.1		1:37.961	14								

66 Andy Turnock (A)									Royale RP27								
lap	Sect-1	Speed	Sect-2	Speed	Sect-3	Speed	TopSpeed	laptime pit	lap	Sect-1	Speed	Sect-2	Speed	Sect-3	Speed	Topspeed	laptime pit
1					28.929	96.6		2:12.671	7	37.229	81.1	55.829		30.476	102.8		2:03.534
2	38.739	63.3	55.262		28.799	98.6		2:02.800	8	36.580	82.4	53.991		27.944	107.7		1:58.515
3	38.125	79.8	57.889		28.667	102.8		2:04.681	9	36.403	<u>84.3</u>	51.714		27.237	108.6		1:55.354
4	38.669	80.1	54.403		29.039	95.5		2:02.111	10	36.061	62.2	53.581		27.456	107.9		1:57.098
5	39.178	80.8	55.903		29.683	101.7		2:04.764	11	36.100	59.8	51.720		27.139	<u>108.9</u>		1:54.959
6	38.512	70.7	52.330		28.695	99.2		1:59.537	12								



Session Start: 16:18:41 - Finish: 16:39:14
 Weather/Track Conditions: Sun/Dry
 Circuit: Brands Hatch Grand Prix Circuit
 Track Length: 3.916 Km - 2.4330 miles

'Legends of Brands Hatch' Historic Race Meeting - 1 - 3 Jul 2016

Historic Formula Ford 2000 Championship/URS/Classic Racing Car Series

Race 21 - Sector Analysis

72 Andrew Storer (A)									Reynard SF79								
lap	Sect-1	Speed	Sect-2	Speed	Sect-3	Speed	TopSpeed	laptime pit	lap	Sect-1	Speed	Sect-2	Speed	Sect-3	Speed	Topspeed	laptime pit
1		93.3	44.673		23.959	115.3		1:46.798	8	30.322	95.5	43.191		24.044	115.1		1:37.557
2	30.862	96.7	44.253		23.427	117.3		1:38.542	9	30.869	96.7	43.675		23.640	114.3		1:38.184
3	30.806	96.5	43.772		23.873	117.1		1:38.451	10	30.932	95.2	42.935		23.891	113.5		1:37.758
4	31.075	96.3	44.810		23.616	115.5		1:39.501	11	31.015	95.8	42.970		23.584	115.1		1:37.569
5	30.805	93.8	43.126		24.403	113.2		1:38.334	12	30.554	96.1	43.908		23.902	115.5		1:38.364
6	30.724	95.5	43.420		23.238	115.9		1:37.382	13	31.145	94.0	43.319		24.108	115.9		1:38.572
7	30.419	96.6	43.817		23.827	113.3		1:38.063	14								

75 Colin Wright (A)									Reynard SF79								
lap	Sect-1	Speed	Sect-2	Speed	Sect-3	Speed	TopSpeed	laptime pit	lap	Sect-1	Speed	Sect-2	Speed	Sect-3	Speed	Topspeed	laptime pit
1			44.573		23.765	117.7		1:46.142	5	31.269	96.7	43.840		24.127	113.2		1:39.236
2	31.300	96.9	44.024		23.480	117.9		1:38.804	6	31.434	93.6	45.008		24.605	112.4		1:41.047
3	30.913	96.9	43.840		23.768	118.3		1:38.521	7	31.226	95.4	45.475		24.217	112.4		1:40.918
4	31.166	97.0	44.730		23.582	117.5		1:39.478	8	33.447	76.9	59.320		In			2:46.112 P

77 David Walton (A)									Royale RP27								
lap	Sect-1	Speed	Sect-2	Speed	Sect-3	Speed	TopSpeed	laptime pit	lap	Sect-1	Speed	Sect-2	Speed	Sect-3	Speed	Topspeed	laptime pit
1		84.2	1:00.633		In			2:47.193 P	7	31.377	91.2	44.418		24.490	115.3		1:40.285
2	Out	90.6	44.941		24.666	113.5		1:43.390	8	32.111	90.4	44.269		24.240	113.9		1:40.620
3	31.589	92.1	45.689		24.340	113.9		1:41.618	9	31.294	92.1	44.663		24.813	113.7		1:40.770
4	31.537	92.6	44.913		24.240	113.9		1:40.690	10	30.964	95.8	44.759		24.097	114.9		1:39.820
5	32.701	75.7	53.702		In			2:46.165 P	11	31.389	81.5	46.420		24.557	114.9		1:42.366
6	Out	92.9	45.325		25.286	111.8		1:46.806	12								

81 Julian Stokes (CRC)									Tecno F2								
lap	Sect-1	Speed	Sect-2	Speed	Sect-3	Speed	TopSpeed	laptime pit	lap	Sect-1	Speed	Sect-2	Speed	Sect-3	Speed	Topspeed	laptime pit
1		96.9	46.809		23.191	125.6		2:02.545	8	30.810	101.7	44.839		23.395	125.8		1:39.044
2	32.077	99.3	46.755		23.820	124.5		1:42.652	9	30.583	103.9	44.339		23.719	121.8		1:38.641
3	31.495	98.9	46.818		23.626	127.0		1:41.939	10	30.843	104.4	44.391		23.456	122.9		1:38.690
4	32.428	97.2	46.073		24.008	127.3		1:42.509	11	30.768	102.0	45.371		23.858	122.4		1:39.997
5	31.363	102.2	45.785		23.420	126.1		1:40.568	12	31.280	101.6	44.728		23.428	123.3		1:39.436
6	30.984	102.3	44.772		23.742	125.6		1:39.498	13	31.307	99.8	44.896		23.493	124.2		1:39.696
7	31.381	101.3	45.600		23.514	124.7		1:40.495	14								

87 Nelson Rowe (A)									Reynard SF79								
lap	Sect-1	Speed	Sect-2	Speed	Sect-3	Speed	TopSpeed	laptime pit	lap	Sect-1	Speed	Sect-2	Speed	Sect-3	Speed	Topspeed	laptime pit
1					22.967	117.5		1:41.487	8	29.947	96.1	42.032		22.778	117.1		1:34.757
2	30.204	95.6	42.423		22.807	118.5		1:35.434	9	29.983	96.9	42.758		23.549	118.5		1:36.290
3	30.079	96.2	42.377		22.771	117.7		1:35.227	10	29.999	95.5	42.147		22.787	117.1		1:34.933
4	30.095	95.9	42.472		22.914	117.7		1:35.481	11	29.929	96.6	42.078		22.731	117.3		1:34.738
5	30.326	94.3	42.178		22.737	118.1		1:35.241	12	29.911	96.6	42.563		23.700	117.5		1:36.174
6	30.149	95.6	42.037		22.697	118.3		1:34.883	13	29.979	96.6	43.430		22.654	118.3		1:36.063
7	29.910	96.6	42.011		22.998	117.3		1:34.919	14								

145 Robert Pearson (URA)									Van Diemen RF82								
lap	Sect-1	Speed	Sect-2	Speed	Sect-3	Speed	TopSpeed	laptime pit	lap	Sect-1	Speed	Sect-2	Speed	Sect-3	Speed	Topspeed	laptime pit
1		89.3	47.744		24.870	115.9		1:54.622	4	31.669	88.2	45.514		24.392	113.3		1:41.575
2	32.134	92.0	45.838		24.608	113.9		1:42.580	5	32.005	91.6	44.989		24.186	114.1		1:41.180
3	32.108	90.3	45.257		24.168	112.6		1:41.533	6								

159 Andy Jones (CRG)									Lotus 59								
lap	Sect-1	Speed	Sect-2	Speed	Sect-3	Speed	TopSpeed	laptime pit	lap	Sect-1	Speed	Sect-2	Speed	Sect-3	Speed	Topspeed	laptime pit
1		97.7	46.152		24.166	124.2		2:01.689	8	29.851	106.7	41.640		22.357	128.7		1:33.848
2	31.797	97.2	44.490		23.536	125.4		1:39.823	9	29.944	106.5	42.004		22.485	128.7		1:34.433
3	31.434	101.7	43.711		23.389	126.8		1:38.534	10	30.252	106.4	41.808		22.964	128.2		1:35.024
4	31.421	100.3	43.237		22.980	126.3		1:37.638	11	29.576	105.7	42.757		22.966	127.8		1:35.299
5	30.570	104.2	42.700		22.692	127.0		1:35.962	12	29.883	107.2	42.101		22.418	128.0		1:34.402
6	30.260	103.6	42.725		22.631	127.5		1:35.616	13	30.405	106.4	42.366		22.319	129.0		1:35.090
7	30.045	105.7	42.276		22.688	128.7		1:35.009	14								



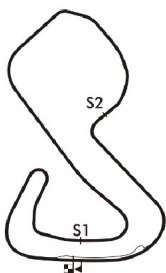
Session Start: 16:18:41 - Finish: 16:39:14
 Weather/Track Conditions: Sun/Dry
 Circuit: Brands Hatch Grand Prix Circuit
 Track Length: 3.916 Km - 2.4330 miles

'Legends of Brands Hatch' Historic Race Meeting - 1 - 3 Jul 2016

Historic Formula Ford 2000 Championship/URS/Classic Racing Car Series

Race 21 - Best Sector Times

POS	NO	DRIVER/S	Sector 1			Sector 2			Sector 3			IDEAL LAP	BEST LAP	On
			TIME	LAP	POS	TIME	LAP	POS	TIME	LAP	POS			
1	27	Andrew Park	29.544	8	3	41.397	11	2	22.602	11	6	1:33.543	1:33.652	11
2	35	Marc Mercer	29.456	11	2	41.427	11	3	22.572	6	5	1:33.455	1:33.538	11
3	9	Ian Pearson	29.253	8	1	41.283	6	1	22.354	3	3	1:32.890	1:33.159	6
4	87	Nelson Rowe	29.910	7	7	42.011	7	7	22.654	13	7	1:34.575	1:34.738	11
5	10	Daniel Pyett	29.594	10	5	41.467	10	4	22.494	8	4	1:33.555	1:33.635	10
6	12	Andy Jarvis	29.703	10	6	41.475	10	5	22.241	9	1	1:33.419	1:33.652	10
7	44	Andrew Lancaster	29.985	12	8	42.772	13	8	22.952	13	8	1:35.709	1:35.949	12
8	159	Andy Jones	29.576	11	4	41.640	8	6	22.319	13	2	1:33.535	1:33.848	8
9	59	Thomas White	30.703	9	12	43.177	7	11	23.306	6	12	1:37.186	1:37.265	9
10	72	Andrew Storer	30.322	8	10	42.935	10	9	23.238	6	11	1:36.495	1:37.382	6
11	18	Stephen Glasswell	30.749	13	13	44.164	11	14	23.911	5	15	1:38.824	1:39.365	13
12	6	Jeremy Main	30.987	9	16	44.461	5	18	23.924	6	16	1:39.372	1:40.194	5
13	81	Julian Stokes	30.583	9	11	44.339	9	16	23.191	1	10	1:38.113	1:38.641	9
14	49	Martin Anslow	31.118	9	18	43.524	8	12	23.161	8	9	1:37.803	1:37.818	8
15	45	John Stapleton	31.717	5	23	45.543	7	22	24.435	7	23	1:41.695	1:41.704	7
16	5	Mark Goodyear	31.619	7	21	46.070	10	23	23.950	10	17	1:41.639	1:41.822	10
17	46	John Bowles	32.495	7	24	47.712	8	25	25.308	5	24	1:45.515	1:46.028	7
18	77	David Walton	30.964	10	15	44.269	8	15	24.097	10	19	1:39.330	1:39.820	10
19	34	Peter Finnigan	34.325	10	25	50.462	11	26	25.782	9	25	1:50.569	1:50.949	9
20	66	Andy Turnock	36.061	10	26	51.714	9	27	27.139	11	26	1:54.914	1:54.959	11
21	36	David Karaskas	31.085	4	17	44.429	4	17	24.111	7	20	1:39.625	1:39.969	4
22	8	Gareth Fletcher	31.622	2	22	44.890	2	20	24.255	5	22	1:40.767	1:41.475	5
23	51	Graham Ridgway	30.292	8	9	43.004	8	10	23.484	8	14	1:36.780	1:36.780	8
24	75	Colin Wright	30.913	3	14	43.840	3	13	23.480	2	13	1:38.233	1:38.521	3
25	145	Robert Pearson	31.313	6	19	44.989	5	21	24.168	3	21	1:40.470	1:41.180	5
26	14	Iain Rowley	31.542	3	20	44.643	3	19	24.075	2	18	1:40.260	1:40.441	3
27	41	David Mercer										2:48.963		



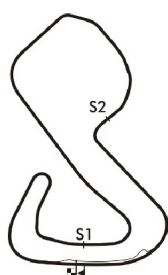
Session Start: 16:18:41 - Finish: 16:39:14
 Weather/Track Conditions: Sun/Dry
 Circuit: Brands Hatch Grand Prix Circuit
 Track Length: 3.916 Km - 2.4330 miles

'Legends of Brands Hatch' Historic Race Meeting - 1 - 3 Jul 2016

Historic Formula Ford 2000 Championship/URS/Classic Racing Car Series

Race 21 - Best Sector Speeds

	NO	SECTOR 1	MPH	NO	SECTOR 2	MPH	NO	SECTOR 3	MPH
1	10	Daniel Pyett	107.2	NO SPEED TRAP			12	Andy Jarvis	131.0
2	159	Andy Jones	107.2				10	Daniel Pyett	130.2
3	81	Julian Stokes	104.4				49	Martin Anslow	130.2
4	12	Andy Jarvis	103.3				159	Andy Jones	129.0
5	49	Martin Anslow	102.5				81	Julian Stokes	127.3
6	14	Iain Rowley	101.3				5	Mark Goodyear	120.7
7	44	Andrew Lancaster	99.3				59	Thomas White	119.6
8	5	Mark Goodyear	98.4				9	Ian Pearson	119.0
9	35	Marc Mercer	98.2				27	Andrew Park	119.0
10	27	Andrew Park	98.0				44	Andrew Lancaster	118.7
11	9	Ian Pearson	97.6				87	Nelson Rowe	118.5
12	18	Stephen Glasswell	97.0				75	Colin Wright	118.3
13	75	Colin Wright	97.0				35	Marc Mercer	118.1
14	87	Nelson Rowe	96.9				18	Stephen Glasswell	117.5
15	6	Jeremy Main	96.7				72	Andrew Storer	117.3
16	72	Andrew Storer	96.7				6	Jeremy Main	116.5
17	59	Thomas White	96.6				51	Graham Ridgway	116.5
18	51	Graham Ridgway	96.1				36	David Karaskas	115.9
19	77	David Walton	95.8				145	Robert Pearson	115.9
20	36	David Karaskas	95.0				45	John Stapleton	115.5
21	8	Gareth Fletcher	94.4				77	David Walton	115.3
22	41	David Mercer	94.4				8	Gareth Fletcher	114.7
23	45	John Stapleton	93.6				14	Iain Rowley	114.5
24	145	Robert Pearson	93.3				46	John Bowles	112.0
25	46	John Bowles	92.6				34	Peter Finnigan	110.9
26	34	Peter Finnigan	88.4				66	Andy Turnock	108.9
27	66	Andy Turnock	84.3				41	David Mercer	67.3



Session Start: 16:18:41 - Finish: 16:39:14
Weather/Track Conditions: Sun/Dry
Circuit: Brands Hatch Grand Prix Circuit
Track Length: 3.916 Km - 2.4330 miles

'Legends of Brands Hatch' Historic Race Meeting - 1 - 3 Jul 2016

Historic Formula Ford 2000 Championship/URS/Classic Racing Car Series

Race 21 - Lap Chart

Lap 1			Lap 2			Lap 3			Lap 4			Lap 5			Lap 6		
NO	Behind	Laptime	NO	Behind	Laptime	NO	Behind	Laptime	NO	Behind	Laptime	NO	Behind	Laptime	NO	Behind	Laptime
9		1:39.180	9		1:33.527	9		1:33.197	9		1:37.561	9		1:35.331	9		1:33.159
27	1.210	1:40.390	27	3.120	1:35.437	27	4.859	1:34.936	27	1.923	1:34.625	34	1 LAP	1:54.133	27	1.871	1:33.944
35	1.848	1:41.028	35	3.868	1:35.547	35	5.542	1:34.871	35	2.650	1:34.669	27	1.086	1:34.494	35	2.482	1:34.001
87	2.307	1:41.487	87	4.214	1:35.434	87	6.244	1:35.227	87	4.164	1:35.481	35	1.640	1:34.321	87	5.798	1:34.883
44	4.957	1:44.137	44	9.427	1:37.997	44	13.421	1:37.191	44	12.239	1:36.379	87	4.074	1:35.241	44	20.299	1:37.820
51	6.094	1:45.274	51	11.146	1:38.579	59	16.670	1:38.386	59	17.190	1:38.081	44	15.638	1:38.730	34	1 LAP	1:53.521
75	6.962	1:46.142	59	11.481	1:37.976	51	16.958	1:39.009	51	18.941	1:39.544	59	19.276	1:37.417	59	23.568	1:37.451
59	7.032	1:46.212	75	12.239	1:38.804	75	17.563	1:38.521	75	19.480	1:39.478	51	22.083	1:38.473	51	26.572	1:37.648
72	7.618	1:46.798	72	12.633	1:38.542	72	17.887	1:38.451	72	19.827	1:39.501	72	22.830	1:38.334	72	27.053	1:37.382
18	8.822	1:48.002	18	15.947	1:40.652	18	23.054	1:40.304	18	25.706	1:40.213	75	23.385	1:39.236	12	30.456	1:36.003
6	9.527	1:48.707	6	16.527	1:40.527	6	24.136	1:40.806	36	26.945	1:39.969	66	1 LAP	2:02.111	10	31.105	1:36.165
36	10.281	1:49.461	36	17.082	1:40.328	36	24.537	1:40.652	12	27.123	1:37.019	12	27.612	1:35.820	75	31.273	1:41.047
14	12.024	1:51.204	14	19.301	1:40.804	14	26.545	1:40.441	10	27.546	1:35.799	10	28.099	1:35.884	18	37.188	1:39.705
8	12.736	1:51.916	8	20.881	1:41.672	12	27.665	1:38.880	6	28.481	1:41.906	18	30.642	1:40.267	159	37.307	1:35.616
145	15.442	1:54.622	12	21.982	1:37.665	10	29.308	1:37.039	8	33.811	1:41.955	36	32.447	1:40.833	36	40.272	1:40.984
45	15.495	1:54.675	145	24.495	1:42.580	8	29.417	1:41.733	159	34.219	1:37.638	6	33.344	1:40.194	6	40.786	1:40.601
12	17.844	1:57.024	10	25.466	1:37.825	145	32.831	1:41.533	145	36.845	1:41.575	159	34.850	1:35.962	8	48.791	1:41.995
46	19.635	1:58.815	45	26.416	1:44.448	159	34.142	1:38.534	45	42.834	1:43.487	8	39.955	1:41.475	66	1 LAP	2:04.764
10	21.168	2:00.348	159	28.805	1:39.823	45	36.908	1:43.689	49	45.780	1:41.600	145	42.694	1:41.180	81	57.756	1:39.498
159	22.509	2:01.689	81	32.490	1:42.652	81	41.232	1:41.939	81	46.180	1:42.509	45	50.471	1:42.968	45	1:00.876	1:43.564
81	23.365	2:02.545	49	33.641	1:42.961	49	41.741	1:41.297	46	58.296	1:46.623	81	51.417	1:40.568	49	1:01.404	1:42.289
49	24.207	2:03.387	46	34.854	1:48.746	46	49.234	1:47.577	5	1:00.333	1:44.475	49	52.274	1:41.825	77	1 LAP	2:46.165
5	28.488	2:07.668	5	41.376	1:46.415	5	53.419	1:45.240	77	1:29.426	1:40.690	46	1:09.778	1:46.813	5	1:22.883	1:46.131
66	33.491	2:12.671	34	57.771	1:54.646	34	1:19.148	1:54.574				5	1:09.911	1:44.909	46	1:24.066	1:47.447
34	36.652	2:15.832	66	1:02.764	2:02.800	77	1:26.297	1:41.618									
77	1:08.013	2:47.193	77	1:17.876	1:43.390	66	1:34.248	2:04.681									

Session Start: 16:18:41 - Finish: 16:39:14

Weather/Track Conditions: Sun/Dry

Circuit: Brands Hatch Grand Prix Circuit

Track Length: 3.916 Km - 2.4330 miles

'Legends of Brands Hatch' Historic Race Meeting - 1 - 3 Jul 2016

Historic Formula Ford 2000 Championship/URS/Classic Racing Car Series

Race 21 - Lap Chart

Lap 7			Lap 8			Lap 9			Lap 10			Lap 11			Lap 12		
NO	Behind	Laptime	NO	Behind	Laptime	NO	Behind	Laptime	NO	Behind	Laptime	NO	Behind	Laptime	NO	Behind	Laptime
9		1:33.954	9		1:33.526	27		1:35.028	27		1:33.938	27		1:33.652	27		1:36.071
27	2.271	1:34.354	46	1 LAP	1:46.028	35	0.332	1:34.448	35	0.562	1:34.168	45	1 LAP	1:43.752	35	0.515	1:36.138
35	3.172	1:34.644	27	2.788	1:34.043	87	6.468	1:36.290	87	7.463	1:34.933	35	0.448	1:33.538	8	1 LAP	1:50.509
87	6.763	1:34.919	35	3.700	1:34.054	5	1 LAP	1:47.751	9	9.725	1:34.144	77	2 LAPS	1:40.770	77	2 LAPS	1:39.820
44	23.886	1:37.541	87	7.994	1:34.757	9	9.519	1:47.335	5	1 LAP	1:44.491	87	8.549	1:34.738	9	8.131	1:34.708
59	27.575	1:37.961	44	27.540	1:37.180	46	1 LAP	1:47.585	46	1 LAP	1:47.048	9	9.494	1:33.421	87	8.652	1:36.174
51	30.556	1:37.938	59	31.616	1:37.567	66	2 LAPS	2:03.534	44	30.363	1:37.874	5	1 LAP	1:41.822	45	1 LAP	1:46.010
72	31.162	1:38.063	51	33.810	1:36.780	75	1 LAP	2:46.112	10	30.797	1:33.635	10	31.897	1:34.752	34	2 LAPS	1:51.766
12	33.071	1:36.569	10	34.147	1:34.321	44	26.427	1:36.703	12	31.136	1:33.652	12	32.480	1:34.996	10	31.940	1:36.114
10	33.352	1:36.201	12	35.021	1:35.476	59	31.065	1:37.265	59	34.860	1:37.733	44	35.276	1:38.565	12	32.793	1:36.384
75	38.237	1:40.918	72	35.193	1:37.557	10	31.100	1:34.769	159	36.387	1:35.024	159	38.034	1:35.299	5	1 LAP	1:44.238
159	38.362	1:35.009	159	38.684	1:33.848	12	31.422	1:34.217	66	2 LAPS	1:58.515	59	39.569	1:38.361	44	35.154	1:35.949
34	1 LAP	1:54.120	18	50.065	1:40.271	159	35.301	1:34.433	72	39.381	1:37.758	46	1 LAP	1:47.888	159	36.365	1:34.402
18	43.320	1:40.086	36	53.682	1:40.748	72	35.561	1:38.184	18	58.012	1:39.652	72	43.298	1:37.569	59	41.261	1:37.763
36	46.460	1:40.142	6	55.732	1:41.867	18	52.298	1:40.049	36	1:04.064	1:40.851	66	2 LAPS	1:55.354	72	45.591	1:38.364
6	47.391	1:40.559	34	1 LAP	1:52.969	36	57.151	1:41.285	6	1:04.542	1:40.246	18	1:03.965	1:39.605	46	1 LAP	1:47.615
8	57.274	1:42.437	8	1:05.353	1:41.605	6	58.234	1:40.318	81	1:15.392	1:38.690	36	1:10.905	1:40.493	18	1:07.303	1:39.409
81	1:04.297	1:40.495	81	1:09.815	1:39.044	81	1:10.640	1:38.641	49	1:17.872	1:38.778	6	1:11.790	1:40.900	36	1:15.783	1:40.949
49	1:06.762	1:39.312	49	1:11.054	1:37.818	8	1:11.588	1:44.051	8	1:23.919	1:46.269	81	1:21.737	1:39.997	6	1:16.477	1:40.758
45	1:08.626	1:41.704	45	1:18.236	1:43.136	49	1:13.032	1:39.794	34	1 LAP	1:50.949	49	1:22.418	1:38.198	66	2 LAPS	1:57.098
77	1 LAP	1:46.806	77	1 LAP	1:40.285	34	1 LAP	1:52.814							81	1:25.102	1:39.436
66	1 LAP	1:59.537				45	1:23.891	1:43.471							49	1:25.230	1:38.883
5	1:31.685	1:42.756				77	1 LAP	1:40.620									

Session Start: 16:18:41 - Finish: 16:39:14

Weather/Track Conditions: Sun/Dry

Circuit: Brands Hatch Grand Prix Circuit

Track Length: 3.916 Km - 2.4330 miles

'Legends of Brands Hatch' Historic Race Meeting - 1 - 3 Jul 2016

Historic Formula Ford 2000 Championship/URS/Classic Racing Car Series

Race 21 - Lap Chart

Lap 13		
NO	Behind	Laptime
27		1:33.846
35	0.885	1:34.216
9	8.648	1:34.363
87	10.869	1:36.063
77	2 LAPS	1:42.366
45	1 LAP	1:42.919
34	2 LAPS	1:51.166
10	33.052	1:34.958
12	33.287	1:34.340
44	37.557	1:36.249
159	37.609	1:35.090
59	45.940	1:38.525
5	1 LAP	1:46.264
72	50.317	1:38.572
46	1 LAP	1:46.302
18	1:12.822	1:39.365
6	1:25.028	1:42.397
81	1:30.952	1:39.696
49	1:30.958	1:39.574
66	2 LAPS	1:54.959

Session Start: 16:18:41 - Finish: 16:39:14
Weather/Track Conditions: Sun/Dry
Circuit: Brands Hatch Grand Prix Circuit
Track Length: 3.916 Km - 2.4330 miles

'Legends of Brands Hatch' Historic Race Meeting - 1 - 3 Jul 2016

HSCC/HRSR 'ByBox' Historic Touring Car Championship

Race 22 - Classification

Sheet No:

POS	NO	DRIVER/S	CLASS	CLASS POS	CAR MAKE / MODEL	TIME	LAPS	GAP	DIFF	MPH	BEST	ON
1	8	Leo Voyazides	K1	1	Ford Falcon	20:02.155	11	-- 11 laps		80.14	1:48.178	3
2	47	Simon Hadfield	K2	1	Ford Lotus Cortina	20:19.253	11	17.098	17.098	79.02	1:49.734	2
3	66	Rob Fenn	INV	1	Ford Mustang	20:36.073	11	33.918	16.820	77.94	1:50.511	3
4	69	Bob Bullen	C	1	Ford Anglia	20:39.354	11	37.199	3.281	77.73	1:51.094	8
5	42	John Spiers	K2	2	Ford Lotus Cortina	20:42.391	11	40.236	3.037	77.55	1:51.032	7
6	40	John Davison	K2	3	Ford Lotus Cortina	20:53.216	11	51.061	10.825	76.88	1:52.675	11
7	123	Ross Hyett	K1	2	Ford Mustang	20:53.505	11	51.350	0.289	76.86	1:51.774	11
8	1	Simon Benoy	E	1	Hillman Imp	20:56.166	11	54.011	2.661	76.70	1:52.665	11
9	177	Adam Gittings	C	2	Ford Anglia	21:30.271	11	1:28.116	34.105	74.67	1:55.308	8
10	77	Nick Paddy	K3	1	Morris Cooper S	21:30.610	11	1:28.455	0.339	74.65	1:55.052	10
11	94	Steve Platts	E	2	Singer Chamois	21:31.001	11	1:28.846	0.391	74.63	1:55.160	8
12	56	David Alexander	C	3	Alfa Romeo Sprint GT	21:55.369	11	1:53.214	24.368	73.24	1:57.610	8
13	95	Shaun Hazlewood	E	3	Hillman Imp	20:10.451	10	-- 10 laps	14.080	72.36	1:58.479	6
14	15	David Lloyd	A	1	Ford Mustang	20:16.578	10	6.127	6.127	71.99	1:58.252	8
15	36	Richard Cross	B	1	Triumph 2000 Mk1	20:44.188	10	33.737	27.610	70.40	2:02.677	2
16	140	Julian Balme	K1	3	Ford Falcon Sprint	20:44.793	10	34.342	0.605	70.36	2:02.768	4
17	99	Ian Gunton	E	4	Hillman Imp Super	20:46.420	10	35.969	1.627	70.27	2:01.658	3
18	93	Stuart Kerr	E	5	Singer Chamois	20:47.646	10	37.195	1.226	70.20	2:02.214	10
19	45	Anthony Bailey	C	4	Alfa Romeo Guilia Sprint	21:31.582	9	-- 9 laps --	2:46.150	61.03	2:15.046	7
----- NOT CLASSIFIED -----												
DNF 89		Adrian Oliver	E		Hillman Imp	14:14.463	7	-- 7 laps --		71.75	1:56.484	6
DNF 67		James Clarke	C		Ford Lotus Cortina	8:53.707	3	-- 3 laps --	2:34.784	49.23	1:56.702	2
DNF 49		Peter Hore	C		Ford Lotus Cortina							

----- FASTEST LAP SUMMARY -----

NO	DRIVER/S	CLASS	CAR MAKE / MODEL	FASTEST LAP	ON	MPH
8	Leo Voyazides	K1	Ford Falcon	1:48.178	3	80.97
47	Simon Hadfield	K2	Ford Lotus Cortina	1:49.734	2	79.82
66	Rob Fenn	INV	Ford Mustang	1:50.511	3	79.26
69	Bob Bullen	C	Ford Anglia	1:51.094	8	78.84
1	Simon Benoy	E	Hillman Imp	1:52.665	11	77.74
77	Nick Paddy	K3	Morris Cooper S	1:55.052	10	76.13
15	David Lloyd	A	Ford Mustang	1:58.252	8	74.07
36	Richard Cross	B	Triumph 2000 Mk1	2:02.677	2	71.40

Car 99: No working transponder.

Session Start: 17:05:26 - Finish: 17:25:28

Weather/Track Conditions: Sun/Dry

Circuit: Brands Hatch Grand Prix Circuit

Track Length: 3.916 Km - 2.4330 miles

These results are provisional until the conclusion of any judicial and technical matters.

Clerk of the Course: Julian Floyd	Timekeeper: Nick Palmer	Issued at:
--	--------------------------------	------------



'Legends of Brands Hatch' Historic Race Meeting - 1 - 3 Jul 2016

HSCC/HRSR 'ByBox' Historic Touring Car Championship

Race 22 - Sector Analysis

1 Simon Benoy (E)									Hillman Imp								
lap	Sect-1	Speed	Sect-2	Speed	Sect-3	Speed	TopSpeed	laptime pit	lap	Sect-1	Speed	Sect-2	Speed	Sect-3	Speed	Topspeed	laptime pit
1		82.7	52.164		27.912	103.7		2:03.044	7	35.259	83.4	50.343		27.204	104.2		1:52.806
2					27.461	103.9		1:54.771	8	35.503	82.6	50.285		27.241	102.8		1:53.029
3	36.151	81.9	50.377		26.915	103.6		1:53.443	9	35.547	82.9	50.266		27.469	103.1		1:53.282
4					27.091	102.8		1:53.514	10	34.941	83.7	50.408		28.078	101.7		1:53.427
5	34.982	84.9	50.797		27.205	103.3		1:52.984	11	34.991	83.4	50.309		27.365	101.9		1:52.665
6	35.184	83.7	50.937		27.080	103.7		1:53.201	12								

8 Leo Voyazides (K1)									Ford Falcon								
lap	Sect-1	Speed	Sect-2	Speed	Sect-3	Speed	TopSpeed	laptime pit	lap	Sect-1	Speed	Sect-2	Speed	Sect-3	Speed	Topspeed	laptime pit
1		82.6	48.495		25.442	119.8		1:54.854	7	34.891	89.5	48.147		25.345	123.3		1:48.383
2	34.647	90.6	48.262		25.353	122.9		1:48.262	8	34.603	91.4	48.037		25.623	120.0		1:48.263
3	34.744	92.4	48.179		25.255	123.8		1:48.178	9	35.516	89.9	48.506		25.858	123.3		1:49.880
4	34.693	90.7	48.183		25.567	124.0		1:48.443	10	34.876	91.2	48.706		25.567	122.6		1:49.149
5	34.937	89.7	48.146		25.420	122.4		1:48.503	11	35.038	84.5	48.584		25.780	117.3		1:49.402
6	35.116	91.1	48.501		25.221	120.4		1:48.838	12								

15 David Lloyd (A)									Ford Mustang								
lap	Sect-1	Speed	Sect-2	Speed	Sect-3	Speed	TopSpeed	laptime pit	lap	Sect-1	Speed	Sect-2	Speed	Sect-3	Speed	Topspeed	laptime pit
1		72.4	56.076		28.111	110.7		2:12.965	6	37.941	80.3	53.982		28.246	112.6		2:00.169
2	38.323	81.7	54.942		28.570	108.1		2:01.835	7	37.601	85.9	53.863		28.443	113.0		1:59.907
3	38.429	78.0	54.931		28.248	111.3		2:01.608	8	37.164	88.5	52.997		28.091	110.6		1:58.252
4	37.918	85.4	55.066		28.241	110.6		2:01.225	9	37.724	89.4	56.492		28.184	110.4		2:02.400
5	37.513	86.5	53.906		27.877	112.0		1:59.296	10	37.312	83.5	53.766		27.843	107.7		1:58.921

36 Richard Cross (B)									Triumph 2000 Mk1								
lap	Sect-1	Speed	Sect-2	Speed	Sect-3	Speed	TopSpeed	laptime pit	lap	Sect-1	Speed	Sect-2	Speed	Sect-3	Speed	Topspeed	laptime pit
1		77.4	55.521		28.867	103.1		2:11.913	6	38.604	72.6	55.852		28.820	101.2		2:03.276
2	37.570	75.7	55.727		29.380	102.8		2:02.677	7	38.698	81.8	55.545		29.357	101.4		2:03.600
3	38.077	71.9	56.601		28.818	102.8		2:03.496	8	39.289	77.0	55.792		29.059	102.3		2:04.140
4	37.727	75.8	56.322		28.969	102.5		2:03.018	9	38.557	71.9	56.124		28.935	102.3		2:03.616
5	38.777	72.6	56.679		29.225	102.0		2:04.681	10	38.303	77.6	56.258		29.210	103.1		2:03.771

40 John Davison (K2)									Ford Lotus Cortina								
lap	Sect-1	Speed	Sect-2	Speed	Sect-3	Speed	TopSpeed	laptime pit	lap	Sect-1	Speed	Sect-2	Speed	Sect-3	Speed	Topspeed	laptime pit
1		83.7	51.887		27.087	108.2		2:01.331	7	35.121	86.3	50.504		27.332	106.9		1:52.957
2	36.155	86.1	51.126		27.289	109.1		1:54.570	8	35.311	86.3	50.546		27.216	107.0		1:53.073
3	35.474	87.2	50.395		27.148	107.2		1:53.017	9	35.162	86.5	50.567		27.319	107.2		1:53.048
4	35.282	87.8	51.070		26.912	107.6		1:53.264	10	35.491	85.6	50.704		27.381	106.4		1:53.576
5	35.276	86.8	50.584		26.953	107.6		1:52.813	11	35.285	86.8	50.301		27.089	105.4		1:52.675
6	35.172	87.1	50.740		26.980	107.9		1:52.892	12								

42 John Spiers (K2)									Ford Lotus Cortina								
lap	Sect-1	Speed	Sect-2	Speed	Sect-3	Speed	TopSpeed	laptime pit	lap	Sect-1	Speed	Sect-2	Speed	Sect-3	Speed	Topspeed	laptime pit
1		83.2	50.639		27.530	105.9		2:00.366	7	34.595	86.4	49.474		26.963	107.6		1:51.032
2	35.557	85.9	51.082		28.416	106.9		1:55.055	8	34.838	86.0	49.759		26.717	107.4		1:51.314
3	34.820	86.7	49.886		26.951	107.2		1:51.657	9	34.837	85.3	49.683		26.739	108.4		1:51.259
4	35.181	86.7	49.806		26.894	106.7		1:51.881	10	35.342	84.8	49.652		26.921	107.9		1:51.915
5	35.154	86.8	49.985		26.734	107.2		1:51.873	11	35.164	85.6	52.180		27.429	105.9		1:54.773
6	34.888	86.4	49.728		26.650	107.6		1:51.266	12								

45 Anthony Bailey (C)									Alfa Romeo Giulia Sprint GT								
lap	Sect-1	Speed	Sect-2	Speed	Sect-3	Speed	TopSpeed	laptime pit	lap	Sect-1	Speed	Sect-2	Speed	Sect-3	Speed	Topspeed	laptime pit
1		64.6	1:04.788		32.859	86.1		2:46.951	6	42.879	68.3	1:02.256		33.274	83.6		2:18.409
2	42.830	65.6	1:03.519		32.765	86.1		2:19.114	7	41.336	68.6	1:01.594		32.116	88.0		2:15.046
3	42.495	65.9	1:02.898		32.126	89.3		2:17.519	8	42.069	69.7	1:01.926		55.201	73.5		2:39.196
4	42.476	64.2	1:04.531		32.473	81.1		2:19.480	9	42.985	67.3	1:01.789		33.196	90.4		2:17.970
5	42.724	63.3	1:02.892		32.281	86.1		2:17.897	10								



Session Start: 17:05:26 - Finish: 17:25:28
 Weather/Track Conditions: Sun/Dry
 Circuit: Brands Hatch Grand Prix Circuit
 Track Length: 3.916 Km - 2.4330 miles

'Legends of Brands Hatch' Historic Race Meeting - 1 - 3 Jul 2016

HSCC/HRSR 'ByBox' Historic Touring Car Championship

Race 22 - Sector Analysis

47 Simon Hadfield (K2)									Ford Lotus Cortina								
lap	Sect-1	Speed	Sect-2	Speed	Sect-3	Speed	TopSpeed	laptime pit	lap	Sect-1	Speed	Sect-2	Speed	Sect-3	Speed	Topspeed	laptime pit
1		86.0	49.383		26.353	109.5		1:56.357	7	34.691	87.0	48.773		26.278	110.0		1:49.742
2	34.571	87.2	48.801		26.362	109.8		1:49.734	8	34.491	87.7	49.019		26.383	109.7		1:49.893
3	34.515	87.8	49.074		26.439	109.1		1:50.028	9	34.469	87.6	49.532		26.682	109.7		1:50.683
4	34.492	88.1	48.929		26.456	108.9		1:49.877	10	35.440	85.3	49.319		26.435	109.1		1:51.194
5	34.675	89.4	49.055		27.655	108.8		1:51.385	11	34.854	86.9	49.068		26.547	102.0		1:50.469
6	34.577	88.2	49.118		26.196	109.8		1:49.891	12								

49 Peter Hore (C)									Ford Lotus Cortina								
lap	Sect-1	Speed	Sect-2	Speed	Sect-3	Speed	TopSpeed	laptime pit	lap	Sect-1	Speed	Sect-2	Speed	Sect-3	Speed	Topspeed	laptime pit
1									1								
2									2								
3									3								
4									4								
5									5								
6									6								

56 David Alexander (C)									Alfa Romeo Sprint GT								
lap	Sect-1	Speed	Sect-2	Speed	Sect-3	Speed	TopSpeed	laptime pit	lap	Sect-1	Speed	Sect-2	Speed	Sect-3	Speed	Topspeed	laptime pit
1		77.0	53.990		27.697	103.7		2:08.106	7	37.685	80.5	53.325		28.023	100.9		1:59.033
2	37.507	77.0	53.972		27.608	104.7		1:59.087	8	36.441	81.6	53.094		28.075	100.6		1:57.610
3	36.490	79.4	53.675		28.333	100.3		1:58.498	9	36.858	81.9	53.598		28.278	99.7		1:58.734
4	37.578	74.1	54.010		27.797	101.6		1:59.385	10	37.144	80.8	53.523		28.045	100.5		1:58.712
5	36.744	79.8	53.701		27.776	100.6		1:58.221	11	36.903	80.5	53.871		28.224	100.2		1:58.998
6	37.377	80.3	53.340		28.268	100.2		1:58.985	12								

66 Rob Fenn (INV)									Ford Mustang								
lap	Sect-1	Speed	Sect-2	Speed	Sect-3	Speed	TopSpeed	laptime pit	lap	Sect-1	Speed	Sect-2	Speed	Sect-3	Speed	Topspeed	laptime pit
1		83.4	51.589		26.534	115.5		2:01.270	7	35.176	87.6	49.593		26.464	113.9		1:51.233
2	35.579	85.8	49.269		26.390	114.3		1:51.238	8	35.289	86.3	49.428		26.096	114.3		1:50.813
3	34.993	87.2	49.311		26.207	113.2		1:50.511	9	34.967	84.4	49.696		26.300	110.9		1:50.963
4	35.181	89.2	49.896		26.348	110.4		1:51.425	10	35.348	83.2	50.111		26.803	113.3		1:52.262
5	35.407	87.0	49.989		26.487	113.7		1:51.883	11	35.459	85.9	50.734		26.523	94.3		1:52.716
6	35.288	85.6	50.127		26.344	113.2		1:51.759	12								

67 James Clarke (C)									Ford Lotus Cortina								
lap	Sect-1	Speed	Sect-2	Speed	Sect-3	Speed	TopSpeed	laptime pit	lap	Sect-1	Speed	Sect-2	Speed	Sect-3	Speed	Topspeed	laptime pit
1		81.3	51.756		26.800	106.0		2:01.275	3	36.275	65.8	53.727		In			4:55.730 P
2					31.525	107.6		1:56.702	4								

69 Bob Bullen (C)									Ford Anglia								
lap	Sect-1	Speed	Sect-2	Speed	Sect-3	Speed	TopSpeed	laptime pit	lap	Sect-1	Speed	Sect-2	Speed	Sect-3	Speed	Topspeed	laptime pit
1		83.2	50.481		27.635	105.2		2:00.152	7	34.546	84.1	49.880		26.840	106.0		1:51.266
2	35.220	84.4	50.810		28.685	106.5		1:54.715	8	34.411	84.4	49.961		26.722	107.2		1:51.094
3	34.863	83.9	49.979		26.898	106.9		1:51.740	9	34.579	84.6	50.114		26.785	107.6		1:51.478
4	35.035	84.6	50.093		26.801	106.7		1:51.929	10	34.667	84.4	49.775		27.084	107.9		1:51.526
5	34.776	86.3	49.809		26.752	105.9		1:51.337	11	34.892	82.3	50.754		26.903	107.2		1:52.549
6	34.729	84.5	50.123		26.716	107.4		1:51.568	12								

77 Nick Paddy (K3)									Morris Cooper S								
lap	Sect-1	Speed	Sect-2	Speed	Sect-3	Speed	TopSpeed	laptime pit	lap	Sect-1	Speed	Sect-2	Speed	Sect-3	Speed	Topspeed	laptime pit
1		73.2	53.001		27.632	104.7		2:07.465	7	36.299	82.7	52.195		27.546	104.7		1:56.040
2	36.347	81.0	53.590		27.233	105.9		1:57.170	8	36.501	82.5	51.722		27.002	105.4		1:55.225
3	36.577	81.6	52.446		27.445	103.3		1:56.468	9	36.122	84.1	52.522		27.177	105.0		1:55.821
4	36.490	80.7	52.695		27.795	103.7		1:56.980	10	35.845	81.9	51.920		27.287	104.5		1:55.052
5	37.032	81.2	52.332		27.969	102.0		1:57.333	11	36.307	84.2	51.709		27.660	103.4		1:55.676
6	36.778	82.7	53.402		27.200	106.2		1:57.380	12								

89 Adrian Oliver (E)									Hillman Imp								
lap	Sect-1	Speed	Sect-2	Speed	Sect-3	Speed	TopSpeed	laptime pit	lap	Sect-1	Speed	Sect-2	Speed	Sect-3	Speed	Topspeed	laptime pit
1		76.2	56.642		28.430	101.9		2:13.639	5	37.731	76.9	53.483		28.231	100.8		1:59.445
2	39.606	72.2	53.333		28.985	100.8		2:01.924	6	36.486	78.4	52.327		27.671	100.8		1:56.484
3	38.334	76.6	55.737		29.289	97.7		2:03.360	7	36.999	76.4	54.352		28.879	96.9		2:00.230
4	37.309	74.1	53.502		28.570	101.2		1:59.381	8								



Session Start: 17:05:26 - Finish: 17:25:28
 Weather/Track Conditions: Sun/Dry
 Circuit: Brands Hatch Grand Prix Circuit
 Track Length: 3.916 Km - 2.4330 miles

'Legends of Brands Hatch' Historic Race Meeting - 1 - 3 Jul 2016

HSCC/HRSR 'ByBox' Historic Touring Car Championship

Race 22 - Sector Analysis

93 Stuart Kerr (E)									Singer Chamois										
lap	Sect-1	Speed	Sect-2	Speed	Sect-3	Speed	TopSpeed	laptime	pit	lap	Sect-1	Speed	Sect-2	Speed	Sect-3	Speed	Topspeed	laptime	pit
1		76.3	55.986		29.745	99.6		2:15.547		6	38.170	79.1	55.266		29.448	96.3		2:02.884	
2	39.020	77.5	56.153		29.719	99.2		2:04.892		7	38.101	77.8	55.939		29.440	98.6		2:03.480	
3	38.547	92.5	56.195		29.835	98.6		2:04.577		8	38.019	79.1	55.740		29.239	99.2		2:02.998	
4	38.796	77.5	55.798		29.838	98.0		2:04.432		9	37.600	78.8	56.154		29.302	99.6		2:03.056	
5	38.119	79.0	55.659		29.788	98.0		2:03.566		10	38.434	80.2	54.680		29.100	98.7		2:02.214	

94 Steve Platts (E)									Singer Chamois										
lap	Sect-1	Speed	Sect-2	Speed	Sect-3	Speed	TopSpeed	laptime	pit	lap	Sect-1	Speed	Sect-2	Speed	Sect-3	Speed	Topspeed	laptime	pit
1		80.7	52.297		28.530	100.5		2:05.969		7	35.883	82.9	52.326		28.046	100.3		1:56.255	
2	36.665	80.6	53.790		27.968	101.6		1:58.423		8	35.945	80.2	51.784		27.431	101.1		1:55.160	
3	36.425	80.1	53.256		27.947	99.7		1:57.628		9	35.697	80.4	52.550		27.160	101.4		1:55.407	
4	36.250	79.5	52.313		27.884	101.4		1:56.447		10	35.704	81.9	52.044		27.714	101.6		1:55.462	
5	35.949	80.5	52.361		28.518	99.5		1:56.828		11	35.907	80.0	52.504		27.682	99.5		1:56.093	
6	35.924	79.8	53.924		27.481	101.2		1:57.329		12									

95 Shaun Hazlewood (E)									Hillman Imp										
lap	Sect-1	Speed	Sect-2	Speed	Sect-3	Speed	TopSpeed	laptime	pit	lap	Sect-1	Speed	Sect-2	Speed	Sect-3	Speed	Topspeed	laptime	pit
1		78.0	52.422		28.636	100.9		2:05.578		6	36.885	78.7	53.221		28.373	100.3		1:58.479	
2	36.884	78.4	54.348		28.409	102.0		1:59.641		7	37.863	77.5	53.538		28.392	99.5		1:59.793	
3	36.812	79.9	53.830		29.553	99.9		2:00.195		8	37.138	79.5	54.018		29.055	99.0		2:00.211	
4	37.479	79.0	54.769		28.995	99.0		2:01.243		9	37.853	77.8	54.823		29.357	97.6		2:02.033	
5	37.009	80.1	53.598		28.443	100.0		1:59.050		10	38.884	75.5	55.845		29.499	93.3		2:04.228	

99 Ian Gunton (E)									Hillman Imp Super										
lap	Sect-1	Speed	Sect-2	Speed	Sect-3	Speed	TopSpeed	laptime	pit	lap	Sect-1	Speed	Sect-2	Speed	Sect-3	Speed	Topspeed	laptime	pit
1					29.704			2:16.239		6	39.091	75.2	55.226		29.399			2:03.716	
2					29.697			2:02.379		7					29.031			2:03.499	
3					28.962	100.3		2:01.658		8					29.516			2:03.816	
4	38.276	75.5	54.736		28.981			2:01.993		9	38.519	75.8	55.552		29.397			2:03.468	
5	38.769	75.1	56.206		29.537			2:04.512		10					30.122			2:05.140	

123 Ross Hyett (K1)									Ford Mustang										
lap	Sect-1	Speed	Sect-2	Speed	Sect-3	Speed	TopSpeed	laptime	pit	lap	Sect-1	Speed	Sect-2	Speed	Sect-3	Speed	Topspeed	laptime	pit
1		84.9	51.483		26.731	113.9		2:02.287		7	35.587	90.4	50.695		26.771	116.9		1:53.053	
2	36.832	88.7	50.753		26.832	116.5		1:54.417		8	35.850	91.1	50.437		27.041	116.9		1:53.328	
3	35.984	90.9	50.811		26.778	116.7		1:53.573		9	35.731	89.1	50.401		26.700	117.9		1:52.832	
4	36.237	87.9	50.097		26.719	117.3		1:53.053		10	35.497	90.6	50.524		26.807	117.5		1:52.828	
5	35.626	90.3	50.921		26.545	117.1		1:53.092		11	35.382	92.7	49.822		26.570	114.5		1:51.774	
6	35.789	90.6	50.599		26.880	116.3		1:53.268		12									

140 Julian Balme (K1)									Ford Falcon Sprint										
lap	Sect-1	Speed	Sect-2	Speed	Sect-3	Speed	TopSpeed	laptime	pit	lap	Sect-1	Speed	Sect-2	Speed	Sect-3	Speed	Topspeed	laptime	pit
1		80.0	55.432		29.024	101.4		2:12.434		6	39.202	78.0	55.384		28.956	102.6		2:03.542	
2	39.866	78.8	54.664		29.003	103.0		2:03.533		7	39.552	71.4	56.619		28.829	101.9		2:05.000	
3	38.100	79.1	55.899		28.948	102.3		2:02.947		8	38.486	78.3	55.765		29.065	99.2		2:03.316	
4	38.895	78.3	55.013		28.860	102.2		2:02.768		9	38.705	76.0	56.056		28.710	101.7		2:03.471	
5	39.617	74.6	55.565		29.133	101.9		2:04.315		10	39.089	75.3	55.400		28.978	102.6		2:03.467	

177 Adam Gittings (C)									Ford Anglia										
lap	Sect-1	Speed	Sect-2	Speed	Sect-3	Speed	TopSpeed	laptime	pit	lap	Sect-1	Speed	Sect-2	Speed	Sect-3	Speed	Topspeed	laptime	pit
1		76.3	53.170		27.349	107.4		2:06.302		7	36.221	81.3	52.416		27.554	105.4		1:56.191	
2	36.552	75.1	53.255		27.541	105.4		1:57.348		8	36.033	81.3	52.079		27.196	104.2		1:55.308	
3	36.379	79.9	52.840		27.424	105.5		1:56.643		9	36.174	80.4	52.161		26.989	105.4		1:55.324	
4	36.513	80.1	53.252		27.362	105.4		1:57.127		10	35.904	80.3	52.125		27.349	105.9		1:55.378	
5	36.478	82.4	52.793		28.475	104.4		1:57.746		11	36.425	81.0	52.291		27.490	105.4		1:56.206	
6	36.520	80.3	52.963		27.215	105.4		1:56.698		12									



Session Start: 17:05:26 - Finish: 17:25:28

Weather/Track Conditions: Sun/Dry

Circuit: Brands Hatch Grand Prix Circuit

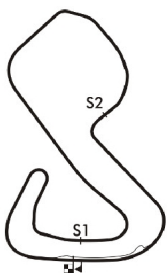
Track Length: 3.916 Km - 2.4330 miles

'Legends of Brands Hatch' Historic Race Meeting - 1 - 3 Jul 2016

HSCC/HRSR 'ByBox' Historic Touring Car Championship

Race 22 - Best Sector Times

POS	NO	DRIVER/S	Sector 1			Sector 2			BEST LAP	On
			TIME	LAP	POS	TIME	LAP	POS		
1	8	Leo Voyazides	34.603	8	4	48.037	8	1	1:48.178	3
2	47	Simon Hadfield	34.469	9	2	48.773	7	2	1:49.734	2
3	66	Rob Fenn	34.967	9	6	49.269	2	3	1:50.511	3
4	69	Bob Bullen	34.411	8	1	49.775	10	5	1:51.094	8
5	42	John Spiers	34.595	7	3	49.474	7	4	1:51.032	7
6	40	John Davison	35.121	7	7	50.301	11	8	1:52.675	11
7	123	Ross Hyett	35.382	11	8	49.822	11	6	1:51.774	11
8	1	Simon Benoy	34.941	10	5	50.266	9	7	1:52.665	11
9	177	Adam Gittings	35.904	10	11	52.079	8	12	1:55.308	8
10	77	Nick Paddy	35.845	10	10	51.709	11	9	1:55.052	10
11	94	Steve Platts	35.697	9	9	51.784	8	11	1:55.160	8
12	56	David Alexander	36.441	8	13	53.094	8	16	1:57.610	8
13	95	Shaun Hazlewood	36.812	3	15	52.422	1	14	1:58.479	6
14	15	David Lloyd	37.164	8	16	52.997	8	15	1:58.252	8
15	36	Richard Cross	37.570	2	17	55.521	1	20	2:02.677	2
16	140	Julian Balme	38.100	3	19	54.664	2	17	2:02.768	4
17	99	Ian Gunton	38.276	4	20	54.736	4	19	2:01.658	3
18	93	Stuart Kerr	37.600	9	18	54.680	10	18	2:02.214	10
19	45	Anthony Bailey	41.336	7	21	1:01.594	7	21	2:15.046	7
20	89	Adrian Oliver	36.486	6	14	52.327	6	13	1:56.484	6
21	67	James Clarke	36.275	3	12	51.756	1	10	1:56.702	2
22	49	Peter Hore								



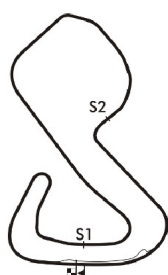
Session Start: 17:05:26 - Finish: 17:25:28
 Weather/Track Conditions: Sun/Dry
 Circuit: Brands Hatch Grand Prix Circuit
 Track Length: 3.916 Km - 2.4330 miles

'Legends of Brands Hatch' Historic Race Meeting - 1 - 3 Jul 2016

HSCC/HRSR 'ByBox' Historic Touring Car Championship

Race 22 - Best Sector Speeds

	NO	SECTOR 1	MPH	NO	SECTOR 2	MPH	NO	SECTOR 3	MPH
1	123	Ross Hyett	92.7	NO SPEED TRAP			8	Leo Voyazides	124.0
2	93	Stuart Kerr	92.5				123	Ross Hyett	117.9
3	8	Leo Voyazides	92.4				66	Rob Fenn	115.5
4	15	David Lloyd	89.4				15	David Lloyd	113.0
5	47	Simon Hadfield	89.4				47	Simon Hadfield	110.0
6	66	Rob Fenn	89.2				40	John Davison	109.1
7	40	John Davison	87.8				42	John Spiers	108.4
8	42	John Spiers	86.8				69	Bob Bullen	107.9
9	69	Bob Bullen	86.3				67	James Clarke	107.6
10	1	Simon Benoy	84.9				177	Adam Gittings	107.4
11	77	Nick Paddy	84.2				77	Nick Paddy	106.2
12	94	Steve Platts	82.9				56	David Alexander	104.7
13	177	Adam Gittings	82.4				1	Simon Benoy	104.2
14	56	David Alexander	81.9				36	Richard Cross	103.1
15	36	Richard Cross	81.8				140	Julian Balme	103.0
16	67	James Clarke	81.3				95	Shaun Hazlewood	102.0
17	95	Shaun Hazlewood	80.1				89	Adrian Oliver	101.9
18	140	Julian Balme	80.0				94	Steve Platts	101.6
19	89	Adrian Oliver	78.4				99	Ian Gunton	100.3
20	99	Ian Gunton	75.8				93	Stuart Kerr	99.6
21	45	Anthony Bailey	69.7				45	Anthony Bailey	90.4
22	49	Peter Hore	50.2				49	Peter Hore	29.9



Session Start: 17:05:26 - Finish: 17:25:28
Weather/Track Conditions: Sun/Dry
Circuit: Brands Hatch Grand Prix Circuit
Track Length: 3.916 Km - 2.4330 miles

'Legends of Brands Hatch' Historic Race Meeting - 1 - 3 Jul 2016

HSCC/HRSR 'ByBox' Historic Touring Car Championship

Race 22 - Lap Chart

Lap 1			Lap 2			Lap 3			Lap 4			Lap 5			Lap 6		
NO	Behind	Laptime	NO	Behind	Laptime	NO	Behind	Laptime	NO	Behind	Laptime	NO	Behind	Laptime	NO	Behind	Laptime
8		1:54.854	8		1:48.262	8		1:48.178	8		1:48.443	8		1:48.503	8		1:48.838
47	1.503	1:56.357	47	2.975	1:49.734	47	4.825	1:50.028	45	1 LAP	2:17.519	47	9.141	1:51.385	47	10.194	1:49.891
69	5.298	2:00.152	66	9.392	1:51.238	66	11.725	1:50.511	47	6.259	1:49.877	66	18.087	1:51.883	66	21.008	1:51.759
42	5.512	2:00.366	69	11.751	1:54.715	69	15.313	1:51.740	66	14.707	1:51.425	69	21.633	1:51.337	69	24.363	1:51.568
66	6.416	2:01.270	42	12.305	1:55.055	42	15.784	1:51.657	69	18.799	1:51.929	42	22.592	1:51.873	42	25.020	1:51.266
67	6.421	2:01.275	40	12.785	1:54.570	40	17.624	1:53.017	42	19.222	1:51.881	40	26.755	1:52.813	40	30.809	1:52.892
40	6.477	2:01.331	123	13.588	1:54.417	123	18.983	1:53.573	40	22.445	1:53.264	123	28.182	1:53.092	123	32.612	1:53.268
123	7.433	2:02.287	1	14.699	1:54.771	1	19.964	1:53.443	123	23.593	1:53.053	1	29.516	1:52.984	1	33.879	1:53.201
1	8.190	2:03.044	67	14.861	1:56.702	177	28.999	1:56.643	1	25.035	1:53.514	45	1 LAP	2:19.480	177	54.786	1:56.698
95	10.724	2:05.578	177	20.534	1:57.348	77	29.809	1:56.468	177	37.683	1:57.127	177	46.926	1:57.746	94	55.546	1:57.329
94	11.115	2:05.969	94	21.276	1:58.423	94	30.726	1:57.628	77	38.346	1:56.980	94	47.055	1:56.828	77	55.718	1:57.380
177	11.448	2:06.302	77	21.519	1:57.170	95	34.120	2:00.195	94	38.730	1:56.447	77	47.176	1:57.333	45	1 LAP	2:17.897
77	12.611	2:07.465	95	22.103	1:59.641	56	34.397	1:58.498	56	45.339	1:59.385	56	55.057	1:58.221	56	1:05.204	1:58.985
56	13.252	2:08.106	56	24.077	1:59.087	15	45.114	2:01.608	95	46.920	2:01.243	95	57.467	1:59.050	95	1:07.108	1:58.479
36	17.059	2:11.913	36	31.474	2:02.677	36	46.792	2:03.496	15	57.896	2:01.225	15	1:08.689	1:59.296	89	1:17.155	1:56.484
140	17.580	2:12.434	15	31.684	2:01.835	140	47.620	2:02.947	89	58.567	1:59.381	89	1:09.509	1:59.445	15	1:20.020	2:00.169
15	18.111	2:12.965	89	32.447	2:01.924	89	47.629	2:03.360	36	1:01.367	2:03.018	36	1:17.545	2:04.681	36	1:31.983	2:03.276
89	18.785	2:13.639	140	32.851	2:03.533	99	48.982	2:01.658	140	1:01.945	2:02.768	140	1:17.757	2:04.315	140	1:32.461	2:03.542
93	20.693	2:15.547	99	35.502	2:02.379	93	53.722	2:04.577	99	1:02.532	2:01.993	99	1:18.541	2:04.512	99	1:33.419	2:03.716
99	21.385	2:16.239	93	37.323	2:04.892				93	1:09.711	2:04.432	93	1:24.774	2:03.566	93	1:38.820	2:02.884
45	52.097	2:46.951	45	1:22.949	2:19.114				67	1 LAP	4:55.730						

Session Start: 17:05:26 - Finish: 17:25:28

Weather/Track Conditions: Sun/Dry

Circuit: Brands Hatch Grand Prix Circuit

Track Length: 3.916 Km - 2.4330 miles

'Legends of Brands Hatch' Historic Race Meeting - 1 - 3 Jul 2016

HSCC/HRSR 'ByBox' Historic Touring Car Championship

Race 22 - Lap Chart

Lap 7			Lap 8			Lap 9			Lap 10			Lap 11		
NO	Behind	Laptime	NO	Behind	Laptime	NO	Behind	Laptime	NO	Behind	Laptime	NO	Behind	Laptime
8		1:48.383	8		1:48.263	8		1:49.880	8		1:49.149	8		1:49.402
47	11.553	1:49.742	99	1 LAP	2:03.499	45	2 LAPS	2:15.046	15	1 LAP	2:02.400	95	1 LAP	2:04.228
66	23.858	1:51.233	140	1 LAP	2:05.000	36	1 LAP	2:04.140	47	16.031	1:51.194	15	1 LAP	1:58.921
69	27.246	1:51.266	93	1 LAP	2:03.480	47	13.986	1:50.683	36	1 LAP	2:03.616	47	17.098	1:50.469
42	27.669	1:51.032	47	13.183	1:49.893	99	1 LAP	2:03.816	99	1 LAP	2:03.468	66	33.918	1:52.716
40	35.383	1:52.957	66	26.408	1:50.813	140	1 LAP	2:03.316	140	1 LAP	2:03.471	69	37.199	1:52.549
123	37.282	1:53.053	69	30.077	1:51.094	93	1 LAP	2:02.998	66	30.604	1:52.262	42	40.236	1:54.773
1	38.302	1:52.806	42	30.720	1:51.314	66	27.491	1:50.963	93	1 LAP	2:03.056	36	1 LAP	2:03.771
177	1:02.594	1:56.191	40	40.193	1:53.073	69	31.675	1:51.478	69	34.052	1:51.526	140	1 LAP	2:03.467
77	1:03.375	1:56.040	123	42.347	1:53.328	42	32.099	1:51.259	42	34.865	1:51.915	99	1 LAP	2:05.140
94	1:03.418	1:56.255	1	43.068	1:53.029	40	43.361	1:53.048	40	47.788	1:53.576	93	1 LAP	2:02.214
56	1:15.854	1:59.033	177	1:09.639	1:55.308	123	45.299	1:52.832	123	48.978	1:52.828	40	51.061	1:52.675
95	1:18.518	1:59.793	94	1:10.315	1:55.160	1	46.470	1:53.282	1	50.748	1:53.427	123	51.350	1:51.774
89	1:29.002	2:00.230	77	1:10.337	1:55.225	177	1:15.083	1:55.324	45	2 LAPS	2:39.196	1	54.011	1:52.665
15	1:31.544	1:59.907	56	1:25.201	1:57.610	94	1:15.842	1:55.407	177	1:21.312	1:55.378	177	1:28.116	1:56.206
45	1 LAP	2:18.409	95	1:30.466	2:00.211	77	1:16.278	1:55.821	94	1:22.155	1:55.462	77	1:28.455	1:55.676
36	1:47.200	2:03.600	15	1:41.533	1:58.252	56	1:34.055	1:58.734	77	1:22.181	1:55.052	94	1:28.846	1:56.093
						95	1:42.619	2:02.033	56	1:43.618	1:58.712	45	2 LAPS	2:17.970
												56	1:53.214	1:58.998

Session Start: 17:05:26 - Finish: 17:25:28

Weather/Track Conditions: Sun/Dry

Circuit: Brands Hatch Grand Prix Circuit

Track Length: 3.916 Km - 2.4330 miles

'Legends of Brands Hatch' Historic Race Meeting - 1 - 3 Jul 2016

HSCC Historic Formula Ford Championship in association with Avon Tyres

Race 23 - Classification

Sheet No:

POS	NO	DRIVER/S	CLASS	CLASS POS	CAR MAKE / MODEL	TIME	LAPS	GAP	DIFF	MPH	BEST	ON
1	43	Callum Grant		1	Merlyn Mk20A	20:04.014	12	-- 12 laps		87.29	1:39.313	6
2	4	Maxim Bartell		2	Merlyn Mk20A	20:04.353	12	0.339	0.339	87.27	1:39.297	10
3	48	Benn Tilley		3	Merlyn Mk20	20:08.524	12	4.510	4.171	86.97	1:39.153	11
4	79	Mark Shaw		4	Merlyn Mk20	20:09.032	12	5.018	0.508	86.93	1:39.194	12
5	31	Rob Wainwright		5	Elden Mk8	20:31.166	12	27.152	22.134	85.37	1:39.648	7
6	69	Tiff Needell		6	Lotus 69	20:38.883	12	34.869	7.717	84.84	1:42.133	8
7	64	Benjamin Tusting		7	Merlyn Mk20	20:38.899	12	34.885	0.016	84.84	1:40.422	7
8	60	James Buckton		8	Elden Mk8	20:39.898	12	35.884	0.999	84.77	1:41.225	7
9	21	Ross Drybrough		9	Merlyn Mk20 AS	20:48.285	12	44.271	8.387	84.20	1:41.800	8
10	22	Rowan Williams		10	Caldwell D9	20:56.374	12	52.360	8.089	83.66	1:42.112	8
11	36	Rob Smith		11	Merlyn Mk20	20:56.602	12	52.588	0.228	83.64	1:40.166	10
12	20	Kevin Stanzl		12	Merlyn Mk20	21:02.978	12	58.964	6.376	83.21	1:43.291	10
13	66	Andy Wiggins		13	Titan Mk6	21:03.849	12	59.835	0.871	83.16	1:43.519	10
14	75	Daniel Pickett		14	Merlyn Mk20	21:04.853	12	1:00.839	1.004	83.10	1:43.092	10
15	14	Neil Shinner		15	Merlyn Mk20	21:04.917	12	1:00.903	0.064	83.09	1:43.716	7
16	26	John Slack		16	Lola T200	21:09.877	12	1:05.863	4.960	82.77	1:43.804	4
17	42	Cormac Flanagan		17	Alexis Mk14	21:11.139	12	1:07.125	1.262	82.68	1:44.016	6
18	70	Daniel Stanzl		18	Elden Mk8	21:11.966	12	1:07.952	0.827	82.63	1:43.851	4
19	19	Stephen King		19	Macon MR8	21:23.745	12	1:19.731	11.779	81.87	1:44.673	9
20	34	Peter Finnigan		20	Merlyn Mk20A/11A	21:44.360	12	1:40.346	20.615	80.58	1:46.247	12
21	33	Julian Pierce		21	Lola T200	21:44.944	12	1:40.930	0.584	80.54	1:45.594	10
22	58	Ian Wright		22	Merlyn Mk20	21:47.530	12	1:43.516	2.586	80.38	1:46.394	10
23	2	Andy Langridge		23	Lotus 61	21:48.113	12	1:44.099	0.583	80.34	1:46.376	8
24	94	Geoffrey Underwood		24	Merlyn Mk20	21:48.577	12	1:44.563	0.464	80.32	1:45.991	10
25	49	Harvey Sykes		25	Crossle 20F	21:49.602	12	1:45.588	1.025	80.26	1:45.467	11
26	187	Stephen Greenwood		26	Elden Mk8	20:28.339	11	-- 11 laps	27.297	78.44	1:46.822	11
27	177	Peter Hannam		27	Nike Mk6	20:50.181	11	21.842	21.842	77.06	1:48.425	4
28	18	Bill Cowing		28	Ginetta G18B	21:33.656	11	1:05.317	43.475	74.47	1:53.397	11

----- NOT CLASSIFIED -----

DNF 87	Ian Jeary	Dulon LD9	18:18.995	10	-- 10 laps	79.70	1:46.215	8	
DNF 76	Gary McVeigh	Merlyn Mk11A	14:12.268	8	-- 8 laps --	82.21	1:43.683	4	
DNF 88	Chris Stuart	Crossle 16F	11:32.077	6	-- 6 laps --	50.738	75.93	1:42.930	4
DNF 32	Nigel Adams	Lotus 61	3:49.244	2	-- 2 laps --	14.348	76.41	1:48.703	2

----- FASTEST LAP SUMMARY -----

NO	DRIVER/S	CLASS	CAR MAKE / MODEL	FASTEST LAP	ON	MPH
48	Benn Tilley		Merlyn Mk20	1:39.153	11	88.34

Session Start: 17:38:54 - Finish: 17:58:57

Weather/Track Conditions: Sun/Dry

Circuit: Brands Hatch Grand Prix Circuit

Track Length: 3.916 Km - 2.4330 miles

These results are provisional until the conclusion of any judicial and technical matters.

Clerk of the Course: <p style="text-align: right;">Julian Floyd</p>	Timekeeper: <p style="text-align: right;">Nick Palmer</p>	Issued at:
--	--	------------

'Legends of Brands Hatch' Historic Race Meeting - 1 - 3 Jul 2016

HSCC Historic Formula Ford Championship in association with Avon Tyres

Race 23 - Sector Analysis

2 Andy Langridge ()									Lotus 61								
lap	Sect-1	Speed	Sect-2	Speed	Sect-3	Speed	TopSpeed	laptime pit	lap	Sect-1	Speed	Sect-2	Speed	Sect-3	Speed	Topspeed	laptime pit
1		87.2	52.049		25.708	110.9		2:04.822	7	33.392	89.7	48.173		25.310	110.4		1:46.875
2	34.892	88.1	48.904		25.521	110.6		1:49.317	8	32.793	88.7	47.857		25.726	110.6		1:46.376
3	33.821	88.9	48.682		25.527	108.9		1:48.030	9	33.137	89.5	47.965		25.537	111.3		1:46.639
4	33.514	89.8	48.487		25.918	108.1		1:47.919	10	33.205	89.1	48.433		25.478	108.8		1:47.116
5	33.342	88.6	48.310		25.395	110.4		1:47.047	11	33.235	89.9	47.714		26.188	108.9		1:47.137
6	33.477	89.1	48.923		25.569	111.8		1:47.969	12	34.420	88.0	49.167		25.279	108.8		1:48.866

4 Maxim Bartell ()									Merlyn Mk20A								
lap	Sect-1	Speed	Sect-2	Speed	Sect-3	Speed	TopSpeed	laptime pit	lap	Sect-1	Speed	Sect-2	Speed	Sect-3	Speed	Topspeed	laptime pit
1		92.9	44.900		24.016	112.4		1:46.279	7	31.308	93.4	44.706		23.856	111.5		1:39.870
2	31.847	93.3	44.763		24.031	113.3		1:40.641	8	31.759	92.7	44.475		24.016	114.3		1:40.250
3	31.610	93.5	44.278		23.926	113.5		1:39.814	9					23.925	114.1		1:39.396
4	31.723	93.4	44.492		23.858	113.5		1:40.073	10	31.273	93.6	44.109		23.915	113.2		1:39.297
5	31.348	94.0	44.400		23.819	114.5		1:39.567	11	31.377	94.3	44.403		23.959	111.7		1:39.739
6	31.397	93.9	44.261		24.058	113.5		1:39.716	12	31.356	94.6	44.245		24.110	111.8		1:39.711

14 Neil Shinner ()									Merlyn Mk20								
lap	Sect-1	Speed	Sect-2	Speed	Sect-3	Speed	TopSpeed	laptime pit	lap	Sect-1	Speed	Sect-2	Speed	Sect-3	Speed	Topspeed	laptime pit
1		90.6	48.830		24.933	113.7		1:55.439	7	32.361	92.2	46.556		24.799	112.8		1:43.716
2	32.840	92.2	47.650		24.987	113.5		1:45.477	8	32.432	92.1	46.679		24.758	109.1		1:43.869
3	32.692	90.9	47.049		24.737	113.7		1:44.478	9	32.650	92.2	46.627		24.861	112.6		1:44.138
4	32.490	92.4	46.362		24.919	113.2		1:43.771	10	32.376	92.0	46.356		25.239	91.6		1:43.971
5	32.556	93.0	46.820		24.835	112.4		1:44.211	11	32.698	87.2	47.827		25.161	112.4		1:45.686
6	32.008	90.9	47.801		25.235	112.8		1:45.044	12	32.210	93.1	47.369		25.538	112.8		1:45.117

18 Bill Cowing ()									Ginetta G18B								
lap	Sect-1	Speed	Sect-2	Speed	Sect-3	Speed	TopSpeed	laptime pit	lap	Sect-1	Speed	Sect-2	Speed	Sect-3	Speed	Topspeed	laptime pit
1		86.2	53.732		27.601	107.7		2:11.381	7	35.457	77.4	52.623		28.551	107.4		1:56.631
2	36.038	84.4	53.699		27.202	108.1		1:56.939	8	35.447	79.0	53.993		27.604	108.8		1:57.044
3	36.220	85.8	53.553		27.291	107.4		1:57.064	9	37.201	88.5	53.938		26.576	108.6		1:57.715
4	35.637	87.7	53.899		27.520	107.2		1:57.056	10	35.097	87.9	51.597		28.134	107.9		1:54.828
5	35.698	87.9	52.550		27.491	107.6		1:55.739	11	35.178	88.4	51.722		26.497	106.2		1:53.397
6	35.208	86.8	53.331		27.323	107.6		1:55.862	12								

19 Stephen King ()									Macon MR8								
lap	Sect-1	Speed	Sect-2	Speed	Sect-3	Speed	TopSpeed	laptime pit	lap	Sect-1	Speed	Sect-2	Speed	Sect-3	Speed	Topspeed	laptime pit
1		81.4	49.102		26.054	110.0		2:00.039	7	32.738	88.8	47.361		25.402	108.9		1:45.501
2	33.336	90.4	47.702		26.776	109.3		1:47.814	8	33.405	88.4	46.938		25.212	110.0		1:45.555
3	33.102	89.2	47.516		25.618	108.9		1:46.236	9	32.571	88.9	46.875		25.227	109.7		1:44.673
4	33.312	89.4	47.431		25.448	108.4		1:46.191	10	32.851	88.1	47.134		25.298	109.7		1:45.283
5	33.061	87.0	47.138		25.873	108.6		1:46.072	11	32.536	89.4	46.768		25.918	109.3		1:45.222
6	32.555	89.4	47.266		26.496	108.6		1:46.317	12	32.527	89.3	46.888		25.427	108.9		1:44.842

20 Kevin Stanzl ()									Merlyn Mk20								
lap	Sect-1	Speed	Sect-2	Speed	Sect-3	Speed	TopSpeed	laptime pit	lap	Sect-1	Speed	Sect-2	Speed	Sect-3	Speed	Topspeed	laptime pit
1		93.5	48.761		25.389	113.5		1:56.065	7	32.622	92.9	46.976		24.820	114.3		1:44.418
2	32.510	95.0	47.620		25.141	114.3		1:45.271	8	32.561	93.1	46.473		24.595	114.3		1:43.629
3	33.113	91.7	47.461		25.022	112.8		1:45.596	9	32.297	88.6	46.366		24.781	114.1		1:43.444
4	32.416	93.6	46.466		25.039	112.8		1:43.921	10	32.488	93.5	46.140		24.663	113.9		1:43.291
5	32.516	92.4	46.225		24.815	113.5		1:43.556	11	32.555	87.9	47.907		25.300	113.7		1:45.762
6	32.415	94.3	47.101		25.170	115.3		1:44.686	12	32.187	94.6	46.555		24.597	112.4		1:43.339

21 Ross Drybrough ()									Merlyn Mk20 AS								
lap	Sect-1	Speed	Sect-2	Speed	Sect-3	Speed	TopSpeed	laptime pit	lap	Sect-1	Speed	Sect-2	Speed	Sect-3	Speed	Topspeed	laptime pit
1		89.7	47.339		24.617	114.7		1:51.311	7	32.676	89.9	46.582		24.766	111.7		1:44.024
2	32.625	92.5	46.340		24.420	116.1		1:43.385	8	31.910	92.1	45.491		24.399	114.3		1:41.800
3	32.042	92.4	47.067		24.374	115.9		1:43.483	9	31.726	92.6	47.314		24.572	111.5		1:43.612
4	32.279	93.6	46.599		24.233	115.1		1:43.111	10	32.080	91.2	45.887		24.749	111.5		1:42.716
5	31.729	93.5	46.132		25.489	113.2		1:43.350	11	32.664	88.6	46.214		24.737	110.6		1:43.615
6	31.614	93.6	46.111		27.011	109.5		1:44.736	12	31.923	92.9	46.303		24.916	109.8		1:43.142



Session Start: 17:38:54 - Finish: 17:58:57
 Weather/Track Conditions: Sun/Dry
 Circuit: Brands Hatch Grand Prix Circuit
 Track Length: 3.916 Km - 2.4330 miles

'Legends of Brands Hatch' Historic Race Meeting - 1 - 3 Jul 2016

HSCC Historic Formula Ford Championship in association with Avon Tyres

Race 23 - Sector Analysis

22 Rowan Williams ()									Caldwell D9								
lap	Sect-1	Speed	Sect-2	Speed	Sect-3	Speed	TopSpeed	laptime pit	lap	Sect-1	Speed	Sect-2	Speed	Sect-3	Speed	Topspeed	laptime pit
1		91.1	47.049		24.761	112.4		1:52.836	7	32.371	91.6	46.190		24.646	109.8		1:43.207
2	32.254	93.5	46.715		24.829	111.1		1:43.798	8	31.990	91.9	45.756		24.366	111.8		1:42.112
3	32.283	93.4	46.269		24.515	113.0		1:43.067	9	31.338	93.4	55.251		24.902	110.2		1:51.491
4	31.854	94.8	46.111		24.350	114.9		1:42.315	10	31.874	92.0	45.941		24.731	111.1		1:42.546
5	32.405	88.6	46.800		24.582	113.9		1:43.787	11	32.777	88.7	47.041		24.707	110.4		1:44.525
6	31.763	94.2	46.841		25.100	108.4		1:43.704	12	31.943	92.7	46.425		24.618	110.9		1:42.986

26 John Slack ()									Lola T200								
lap	Sect-1	Speed	Sect-2	Speed	Sect-3	Speed	TopSpeed	laptime pit	lap	Sect-1	Speed	Sect-2	Speed	Sect-3	Speed	Topspeed	laptime pit
1		89.8	48.456		26.311	109.1		1:57.969	7	32.498	91.2	46.833		25.131	110.2		1:44.462
2	33.254	90.3	47.274		25.318	110.4		1:45.846	8	32.472	91.0	46.993		25.402	110.4		1:44.867
3	32.869	91.0	46.527		24.958	111.7		1:44.354	9	32.616	90.9	46.288		26.022	110.2		1:44.926
4	32.706	91.6	45.995		25.103	110.6		1:43.804	10	32.866	92.4	48.922		24.740	110.2		1:46.528
5	32.534	91.7	46.288		25.208	110.4		1:44.030	11	32.365	92.5	46.659		25.256	109.1		1:44.280
6	32.579	91.5	47.161		25.228	109.8		1:44.968	12	32.390	90.5	46.337		25.116	108.9		1:43.843

31 Rob Wainwright ()									Elden Mk8								
lap	Sect-1	Speed	Sect-2	Speed	Sect-3	Speed	TopSpeed	laptime pit	lap	Sect-1	Speed	Sect-2	Speed	Sect-3	Speed	Topspeed	laptime pit
1		92.5	46.793		24.977	110.6		2:02.408	7	31.265	91.1	44.007		24.376	110.0		1:39.648
2	31.978	91.0	44.790		24.667	111.8		1:41.435	8	31.354	92.5	44.032		24.828	114.1		1:40.214
3	31.466	92.9	45.623		24.636	113.3		1:41.725	9	31.758	94.2	45.264		24.596	113.2		1:41.618
4	32.442	94.3	45.123		24.449	110.2		1:42.014	10	31.418	91.1	44.569		24.187	110.7		1:40.174
5	31.453	91.5	44.365		24.249	111.7		1:40.067	11	31.580	90.0	44.277		24.555	109.8		1:40.412
6	31.287	92.6	44.590		25.835	113.5		1:41.712	12	31.222	91.7	44.359		24.158	110.4		1:39.739

32 Nigel Adams ()									Lotus 61								
lap	Sect-1	Speed	Sect-2	Speed	Sect-3	Speed	TopSpeed	laptime pit	lap	Sect-1	Speed	Sect-2	Speed	Sect-3	Speed	Topspeed	laptime pit
1		83.2	49.382		25.652	114.1		2:00.541	2	34.640	90.9	48.350		25.713	109.1		1:48.703

33 Julian Pierce ()									Lola T200								
lap	Sect-1	Speed	Sect-2	Speed	Sect-3	Speed	TopSpeed	laptime pit	lap	Sect-1	Speed	Sect-2	Speed	Sect-3	Speed	Topspeed	laptime pit
1		83.0	50.610		25.575	111.3		2:04.159	7	35.038	90.9	47.878		25.257	109.8		1:48.173
2	34.477	85.3	48.341		25.277	111.7		1:48.095	8	33.730	89.1	47.875		25.372	109.7		1:46.977
3	34.114	84.9	47.901		25.106	110.9		1:47.121	9	33.551	86.9	47.733		25.920	107.2		1:47.204
4	33.570	88.4	49.002		25.570	112.2		1:48.142	10	32.880	87.7	47.600		25.114	110.2		1:45.594
5	34.324	87.8	48.787		25.312	109.1		1:48.423	11	33.515	87.1	47.833		25.308	108.9		1:46.656
6	34.092	89.5	49.182		25.490	110.0		1:48.764	12	33.106	86.3	47.386		25.144	108.9		1:45.636

34 Peter Finnigan ()									Merlyn Mk20A/11A								
lap	Sect-1	Speed	Sect-2	Speed	Sect-3	Speed	TopSpeed	laptime pit	lap	Sect-1	Speed	Sect-2	Speed	Sect-3	Speed	Topspeed	laptime pit
1		86.7	50.839		25.652	108.6		2:03.865	7	33.540	87.6	48.692		25.396	110.9		1:47.628
2	33.672	91.4	48.932		25.240	111.7		1:47.844	8	33.123	87.2	47.826		25.858	108.2		1:46.807
3	33.259	90.0	48.556		25.390	111.5		1:47.205	9	33.157	89.5	48.101		25.458	110.7		1:46.716
4	33.536	89.4	49.080		25.802	113.0		1:48.418	10	32.970	88.6	48.373		25.620	109.3		1:46.963
5	33.693	89.5	48.749		25.709	110.4		1:48.151	11	33.521	89.8	47.738		25.672	110.2		1:46.931
6	33.215	90.4	48.410		25.960	110.6		1:47.585	12	33.018	87.8	47.978		25.251	109.8		1:46.247

36 Rob Smith ()									Merlyn Mk20								
lap	Sect-1	Speed	Sect-2	Speed	Sect-3	Speed	TopSpeed	laptime pit	lap	Sect-1	Speed	Sect-2	Speed	Sect-3	Speed	Topspeed	laptime pit
1		89.4	47.058		24.431	114.3		1:51.749	7	31.494	92.7	44.989		24.234	113.5		1:40.717
2	31.929	92.9	46.241		24.577	113.5		1:42.747	8	31.719	93.3	45.457		24.844	113.7		1:42.020
3	31.986	91.9	47.037		24.418	111.3		1:43.441	9	31.821	89.9	46.251		24.440	114.5		1:42.512
4	32.244	90.4	46.408		24.215	114.9		1:42.867	10	31.340	93.3	44.793		24.033	114.7		1:40.166
5	31.908	91.4	46.196		24.915	114.7		1:43.019	11	54.726	66.5	45.545		24.371	109.3		2:04.642
6	31.888	93.1	45.920		24.321	111.8		1:42.129	12	31.511	91.7	44.669		24.413	112.0		1:40.593



Session Start: 17:38:54 - Finish: 17:58:57
 Weather/Track Conditions: Sun/Dry
 Circuit: Brands Hatch Grand Prix Circuit
 Track Length: 3.916 Km - 2.4330 miles

'Legends of Brands Hatch' Historic Race Meeting - 1 - 3 Jul 2016

HSCC Historic Formula Ford Championship in association with Avon Tyres

Race 23 - Sector Analysis

42 Cormac Flanagan ()									Alexis Mk14								
lap	Sect-1	Speed	Sect-2	Speed	Sect-3	Speed	TopSpeed	laptime pit	lap	Sect-1	Speed	Sect-2	Speed	Sect-3	Speed	Topspeed	laptime pit
1		86.7	48.768		25.868	112.6		1:58.189	7	32.755	91.4	46.293		25.260	110.9		1:44.308
2	33.300	90.7	47.671		25.197	113.3		1:46.168	8	33.013	89.1	46.552		24.827	111.7		1:44.392
3	32.694	91.5	46.763		24.845	111.8		1:44.302	9	32.641	91.2	46.362		25.151	108.6		1:44.154
4	32.808	92.6	46.384		25.089	111.5		1:44.281	10	32.885	88.6	48.961		24.839	112.2		1:46.685
5	33.665	88.2	46.939		25.108	111.1		1:45.712	11	32.262	92.9	47.201		25.008	105.2		1:44.471
6	32.448	92.4	46.360		25.208	110.2		1:44.016	12	32.729	83.4	46.406		25.326	109.7		1:44.461

43 Callum Grant ()									Merlyn Mk20A								
lap	Sect-1	Speed	Sect-2	Speed	Sect-3	Speed	TopSpeed	laptime pit	lap	Sect-1	Speed	Sect-2	Speed	Sect-3	Speed	Topspeed	laptime pit
1		91.7	44.927		24.245	111.3		1:46.154	7	31.238	93.0	45.152		23.995	111.7		1:40.385
2	31.415	92.5	44.700		24.295	110.6		1:40.410	8	31.271	92.9	44.589		24.131	111.7		1:39.991
3	31.497	92.2	44.510		24.044	111.3		1:40.051	9	31.120	93.0	44.203		24.102	112.0		1:39.425
4	31.285	92.6	44.417		24.056	111.1		1:39.758	10	31.216	92.7	44.152		24.076	111.8		1:39.444
5	31.449	92.5	44.243		24.016	110.9		1:39.708	11	31.233	93.1	44.381		24.155	110.7		1:39.769
6	31.133	93.0	44.118		24.062	111.3		1:39.313	12	31.174	93.8	44.341		24.091	107.9		1:39.606

48 Benn Tilley ()									Merlyn Mk20								
lap	Sect-1	Speed	Sect-2	Speed	Sect-3	Speed	TopSpeed	laptime pit	lap	Sect-1	Speed	Sect-2	Speed	Sect-3	Speed	Topspeed	laptime pit
1		93.1	45.204		24.227	116.1		1:47.585	7	31.157	91.6	45.693		25.019	111.7		1:41.869
2	31.779	92.0	45.221		24.177	111.8		1:41.177	8	31.173	92.0	44.509		23.905	112.4		1:39.587
3	31.472	91.9	45.127		24.138	111.5		1:40.737	9	31.148	92.5	44.441		23.926	112.4		1:39.515
4	31.553	92.5	44.833		23.960	112.0		1:40.346	10	31.175	92.1	44.619		23.860	112.6		1:39.654
5	31.508	92.1	44.673		23.997	111.7		1:40.178	11	30.976	92.7	44.301		23.876	111.3		1:39.153
6	31.095	92.4	44.367		24.089	111.5		1:39.551	12	31.111	92.7	44.169		23.892	111.8		1:39.172

49 Harvey Sykes ()									Crossle 20F								
lap	Sect-1	Speed	Sect-2	Speed	Sect-3	Speed	TopSpeed	laptime pit	lap	Sect-1	Speed	Sect-2	Speed	Sect-3	Speed	Topspeed	laptime pit
1		76.8	51.598		26.348	108.9		2:08.666	7	33.394	88.4	47.549		25.517	108.9		1:46.460
2	33.696	88.6	49.017		26.404	108.8		1:49.117	8	33.199	89.4	47.249		25.370	110.2		1:45.818
3	34.001	88.5	48.569		26.471	105.5		1:49.041	9	33.096	90.0	48.245		25.709	108.2		1:47.050
4	33.962	88.9	48.381		26.155	108.2		1:48.498	10	33.244	90.4	47.002		25.514	108.6		1:45.760
5	33.552	89.1	48.546		25.547	108.4		1:47.645	11	32.862	90.9	46.981		25.624	109.5		1:45.467
6	33.592	89.8	48.059		25.869	108.2		1:47.520	12	33.720	88.1	48.906		25.934	103.4		1:48.560

58 Ian Wright ()									Merlyn Mk20								
lap	Sect-1	Speed	Sect-2	Speed	Sect-3	Speed	TopSpeed	laptime pit	lap	Sect-1	Speed	Sect-2	Speed	Sect-3	Speed	Topspeed	laptime pit
1		88.2	49.196		25.836	113.2		2:00.331	7	34.852	92.1	47.775		25.446	112.0		1:48.073
2	34.505	89.4	48.358		25.893	110.7		1:48.756	8	33.485	90.9	47.831		25.398	111.3		1:46.714
3	33.887	90.4	49.022		26.075	110.2		1:48.984	9	33.642	89.1	47.812		25.259	112.4		1:46.713
4	34.099	89.1	49.011		25.938	109.5		1:49.048	10	32.929	91.7	48.008		25.457	110.4		1:46.394
5	34.456	89.1	48.740		25.369	113.3		1:48.565	11	33.147	82.5	48.049		26.520	112.0		1:47.716
6	34.240	89.5	48.786		25.867	110.7		1:48.893	12	33.563	89.7	48.494		25.286	106.9		1:47.343

60 James Buckton ()									Elden Mk8								
lap	Sect-1	Speed	Sect-2	Speed	Sect-3	Speed	TopSpeed	laptime pit	lap	Sect-1	Speed	Sect-2	Speed	Sect-3	Speed	Topspeed	laptime pit
1		91.1	46.589		24.782	109.3		1:50.246	7	31.738	92.9	45.266		24.221	110.7		1:41.225
2	32.473	90.4	46.489		24.670	109.1		1:43.632	8	31.677	92.1	44.955		24.972	112.4		1:41.604
3	32.295	92.5	46.934		24.803	109.8		1:44.032	9	31.828	92.7	46.651		24.578	111.3		1:43.057
4	32.086	92.0	46.358		24.213	110.4		1:42.657	10	31.596	92.5	45.537		24.429	113.5		1:41.562
5	32.233	92.0	46.077		24.748	109.8		1:43.058	11	33.318	78.9	46.200		24.735	107.9		1:44.253
6	31.986	91.4	46.280		24.324	111.8		1:42.590	12	31.867	90.1	45.517		24.598	108.2		1:41.982

64 Benjamin Tusting ()									Merlyn Mk20								
lap	Sect-1	Speed	Sect-2	Speed	Sect-3	Speed	TopSpeed	laptime pit	lap	Sect-1	Speed	Sect-2	Speed	Sect-3	Speed	Topspeed	laptime pit
1		91.7	50.699		24.930	111.7		1:54.763	7	31.562	91.0	44.862		23.998	113.0		1:40.422
2	32.374	92.5	45.990		24.540	110.6		1:42.904	8	32.040	92.7	45.276		24.859	111.8		1:42.175
3	32.381	88.4	45.693		24.454	112.8		1:42.528	9	31.729	93.9	46.294		24.453	113.7		1:42.476
4	31.836	93.0	45.856		24.354	114.3		1:42.046	10	31.735	94.6	44.979		24.654	111.8		1:41.368
5	31.964	91.1	46.793		24.498	112.4		1:43.255	11	33.228	63.1	45.805		24.041	113.2		1:43.074
6	31.664	91.5	45.267		24.606	112.2		1:41.537	12	31.899	93.4	45.413		25.039	111.3		1:42.351



Session Start: 17:38:54 - Finish: 17:58:57
 Weather/Track Conditions: Sun/Dry
 Circuit: Brands Hatch Grand Prix Circuit
 Track Length: 3.916 Km - 2.4330 miles

'Legends of Brands Hatch' Historic Race Meeting - 1 - 3 Jul 2016

HSCC Historic Formula Ford Championship in association with Avon Tyres

Race 23 - Sector Analysis

66 Andy Wiggins ()									Titan Mk6										
lap	Sect-1	Speed	Sect-2	Speed	Sect-3	Speed	TopSpeed	laptime	pit	lap	Sect-1	Speed	Sect-2	Speed	Sect-3	Speed	Topspeed	laptime	pit
1		90.3	48.496		25.335	112.0		1:55.243		7	32.221	90.9	46.519		25.014	111.5		1:43.754	
2	32.792	92.0	47.588		25.209	111.1		1:45.589		8	32.333	91.9	46.581		24.855	111.5		1:43.769	
3	32.586	92.1	46.820		25.064	110.6		1:44.470		9	32.624	90.9	46.573		24.994	111.3		1:44.191	
4	33.495	91.2	46.287		24.804	112.0		1:44.586		10	32.334	91.7	46.282		24.903	110.6		1:43.519	
5	32.414	92.5	46.634		24.751	113.7		1:43.799		11	32.680	88.0	47.849		25.049	110.2		1:45.578	
6	32.204	92.9	47.073		25.344	110.0		1:44.621		12	32.544	91.9	47.322		24.864	111.3		1:44.730	

69 Tiff Needell ()									Lotus 69										
lap	Sect-1	Speed	Sect-2	Speed	Sect-3	Speed	TopSpeed	laptime	pit	lap	Sect-1	Speed	Sect-2	Speed	Sect-3	Speed	Topspeed	laptime	pit
1		92.0	46.695		24.562	112.4		1:50.813		7	31.481	90.1	45.724		24.945	109.7		1:42.150	
2	32.006	92.4	46.609		24.603	113.7		1:43.218		8	31.529	90.3	45.693		24.911	109.5		1:42.133	
3	32.078	90.4	46.537		24.772	109.7		1:43.387		9	31.808	90.0	45.834		24.658	110.6		1:42.300	
4	31.670	90.6	45.742		24.898	109.8		1:42.310		10	32.283	91.5	45.559		24.777	110.6		1:42.619	
5	31.587	90.4	45.755		24.962	109.3		1:42.304		11	31.882	89.1	46.406		24.714	109.8		1:43.002	
6	31.587	90.0	45.707		24.908	109.7		1:42.202		12	31.863	89.9	45.314		25.268	109.1		1:42.445	

70 Daniel Stanzl ()									Elden Mk8										
lap	Sect-1	Speed	Sect-2	Speed	Sect-3	Speed	TopSpeed	laptime	pit	lap	Sect-1	Speed	Sect-2	Speed	Sect-3	Speed	Topspeed	laptime	pit
1		84.4	48.600		26.273	104.4		1:59.374		7	33.002	86.9	46.181		25.712	105.0		1:44.895	
2	33.402	86.4	46.967		25.629	105.9		1:45.998		8	32.414	86.9	46.234		25.449	106.5		1:44.097	
3	32.693	86.7	46.078		25.401	106.4		1:44.172		9	32.606	87.8	46.095		25.959	103.9		1:44.660	
4	32.484	88.7	46.389		24.978	106.2		1:43.851		10	32.660	85.8	48.294		25.078	103.4		1:46.032	
5	32.687	87.3	46.246		25.021	105.2		1:43.954		11	32.392	85.4	47.362		25.497	105.2		1:45.251	
6	32.492	87.2	46.715		25.075	108.1		1:44.282		12	32.671	85.7	46.681		26.048	104.4		1:45.400	

75 Daniel Pickett ()									Merlyn Mk20										
lap	Sect-1	Speed	Sect-2	Speed	Sect-3	Speed	TopSpeed	laptime	pit	lap	Sect-1	Speed	Sect-2	Speed	Sect-3	Speed	Topspeed	laptime	pit
1		89.5	48.246		25.171	110.6		1:54.363		7	32.536	90.6	46.647		25.136	110.9		1:44.319	
2	32.709	89.7	47.628		25.199	109.8		1:45.536		8	32.265	90.4	46.235		25.100	111.1		1:43.600	
3	32.452	90.0	46.884		25.336	109.3		1:44.672		9	32.436	90.0	47.272		24.922	112.0		1:44.630	
4	32.542	89.4	46.884		25.061	110.0		1:44.487		10	32.243	91.6	46.107		24.742	111.8		1:43.092	
5	32.409	89.7	46.791		25.068	109.5		1:44.268		11	32.939	90.1	47.473		25.060	114.9		1:45.472	
6	33.057	91.6	46.994		25.487	111.8		1:45.538		12	32.577	92.1	46.550		25.749	111.1		1:44.876	

76 Gary McVeigh ()									Merlyn Mk11A										
lap	Sect-1	Speed	Sect-2	Speed	Sect-3	Speed	TopSpeed	laptime	pit	lap	Sect-1	Speed	Sect-2	Speed	Sect-3	Speed	Topspeed	laptime	pit
1		88.4	48.642		25.579	110.2		1:56.751		5	32.573	89.1	47.377		24.911	110.2		1:44.861	
2	32.969	90.5	47.018		25.143	110.4		1:45.130		6	32.613	92.0	47.119		25.243	110.2		1:44.975	
3	32.869	91.4	47.860		25.210	109.3		1:45.939		7	32.913	89.1	46.528		26.079	109.3		1:45.520	
4	32.315	90.1	46.435		24.933	109.5		1:43.683		8	33.401	94.0	46.786		25.222	110.2		1:45.409	

79 Mark Shaw ()									Merlyn Mk20										
lap	Sect-1	Speed	Sect-2	Speed	Sect-3	Speed	TopSpeed	laptime	pit	lap	Sect-1	Speed	Sect-2	Speed	Sect-3	Speed	Topspeed	laptime	pit
1		92.5	45.383		24.307	113.2		1:47.500		7	31.434	94.0	44.744		25.466	113.9		1:41.644	
2	32.454	92.9	45.183		24.191	113.0		1:41.828		8	31.441	93.5	44.432		23.816	114.1		1:39.689	
3	31.902	93.4	44.895		24.007	113.5		1:40.804		9	31.236	94.2	44.310		23.842	114.7		1:39.388	
4	31.666	93.9	44.619		24.207	113.3		1:40.492		10	31.229	94.4	44.546		23.779	114.5		1:39.554	
5	31.402	93.9	44.676		23.859	114.1		1:39.937		11	31.131	94.7	44.435		23.808	113.0		1:39.374	
6	31.306	93.8	44.473		23.849	113.7		1:39.628		12	31.193	94.8	44.119		23.882	113.2		1:39.194	

87 Ian Jeary ()									Dulon LD9										
lap	Sect-1	Speed	Sect-2	Speed	Sect-3	Speed	TopSpeed	laptime	pit	lap	Sect-1	Speed	Sect-2	Speed	Sect-3	Speed	Topspeed	laptime	pit
1		86.2	50.634		26.602	106.4		2:06.714		6	33.388	87.6	47.525		25.972	104.5		1:46.885	
2	34.057	86.7	50.356		26.615	104.9		1:51.028		7	33.611	86.9	47.315		25.730	106.2		1:46.656	
3	36.285	80.2	49.454		26.126	103.9		1:51.865		8	33.237	86.3	47.272		25.706	105.2		1:46.215	
4	33.858	86.5	48.170		26.149	103.1		1:48.177		9	33.154	87.3	47.670		25.837	104.2		1:46.661	
5	33.602	87.0	47.861		25.843	104.4		1:47.306		10	33.255	87.0	48.133		26.100	100.9		1:47.488	



Session Start: 17:38:54 - Finish: 17:58:57
 Weather/Track Conditions: Sun/Dry
 Circuit: Brands Hatch Grand Prix Circuit
 Track Length: 3.916 Km - 2.4330 miles

'Legends of Brands Hatch' Historic Race Meeting - 1 - 3 Jul 2016

HSCC Historic Formula Ford Championship in association with Avon Tyres

Race 23 - Sector Analysis

88 Chris Stuart ()									Crossle 16F								
lap	Sect-1	Speed	Sect-2	Speed	Sect-3	Speed	TopSpeed	laptime pit	lap	Sect-1	Speed	Sect-2	Speed	Sect-3	Speed	Topspeed	laptime pit
1		90.9	47.577		24.271	114.5		1:51.897	4	32.333	93.6	46.389		24.208	114.3		1:42.930
2	32.279	92.4	46.463		24.257	116.9		1:42.999	5	32.306	92.0	46.840		24.723	110.4		1:43.869
3	32.312	93.8	46.966		24.479	114.5		1:43.757	6	31.862	90.0	45.611		1:29.152	103.9		2:46.625

94 Geoffrey Underwood ()									Merlyn Mk20								
lap	Sect-1	Speed	Sect-2	Speed	Sect-3	Speed	TopSpeed	laptime pit	lap	Sect-1	Speed	Sect-2	Speed	Sect-3	Speed	Topspeed	laptime pit
1		88.0	49.761		26.614	110.2		2:03.497	7	33.976	90.0	47.112		25.715	109.7		1:46.803
2	33.840	89.2	50.680		26.071	108.8		1:50.591	8	33.491	89.3	47.363		25.365	109.8		1:46.219
3	34.223	87.6	48.857		25.456	112.0		1:48.536	9	33.020	90.6	47.674		25.616	112.2		1:46.310
4	33.381	86.4	48.550		25.810	110.0		1:47.741	10	33.452	90.7	47.381		25.158	112.8		1:45.991
5	33.446	90.0	48.337		25.548	110.9		1:47.331	11	33.879	81.1	47.682		25.266	111.1		1:46.827
6	36.681	89.3	47.572		25.772	108.8		1:50.025	12	34.114	88.8	49.208		25.384	110.7		1:48.706

177 Peter Hannam ()									Nike Mk6								
lap	Sect-1	Speed	Sect-2	Speed	Sect-3	Speed	TopSpeed	laptime pit	lap	Sect-1	Speed	Sect-2	Speed	Sect-3	Speed	Topspeed	laptime pit
1		86.4	49.831		27.208	109.8		2:03.708	7	33.555	88.4	1:02.328		27.429	109.1		2:03.312
2	35.992	84.1	49.670		26.104	109.1		1:51.766	8	34.544	88.8	49.492		26.054	109.7		1:50.090
3	34.799	88.2	49.508		26.399	108.9		1:50.706	9	33.917	87.6	49.479		26.033	109.3		1:49.429
4	33.288	89.8	49.000		26.137	108.1		1:48.425	10	33.759	80.7	49.749		27.335	109.3		1:50.843
5	33.310	88.5	1:01.316		25.638	110.2		2:00.264	11	34.000	86.5	49.578		26.623	109.5		1:50.201
6	33.646	85.9	50.852		26.939	109.7		1:51.437	12								

187 Stephen Greenwood ()									Elden Mk8								
lap	Sect-1	Speed	Sect-2	Speed	Sect-3	Speed	TopSpeed	laptime pit	lap	Sect-1	Speed	Sect-2	Speed	Sect-3	Speed	Topspeed	laptime pit
1		87.6	51.052		26.403	108.2		2:06.071	7	34.214	88.8	49.526		25.785	107.9		1:49.525
2	34.382	88.8	50.251		26.743	108.1		1:51.376	8	33.472	88.1	48.480		25.707	108.4		1:47.659
3	36.101	83.7	50.423		26.014	107.9		1:52.538	9	35.143	87.6	50.237		25.406	108.1		1:50.786
4	34.881	86.4	50.351		26.501	107.4		1:51.733	10	33.614	88.7	47.799		26.019	107.7		1:47.432
5	34.447	84.8	50.785		26.445	107.7		1:51.677	11	33.420	88.9	48.104		25.298	108.1		1:46.822
6	34.792	86.4	50.764		27.164	107.6		1:52.720	12								

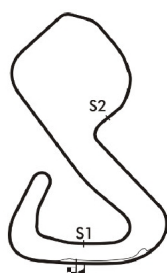


'Legends of Brands Hatch' Historic Race Meeting - 1 - 3 Jul 2016

HSCC Historic Formula Ford Championship in association with Avon Tyres

Race 23 - Best Sector Times

POS	NO	DRIVER/S	Sector 1			Sector 2			BEST LAP	On
			TIME	LAP	POS	TIME	LAP	POS		
1	43	Callum Grant	31.120	9	2	44.118	6	3	1:39.313	6
2	4	Maxim Bartell	31.237	9	5	44.109	10	2	1:39.297	10
3	48	Benn Tilley	30.976	11	1	44.169	12	5	1:39.153	11
4	79	Mark Shaw	31.131	11	3	44.119	12	4	1:39.194	12
5	31	Rob Wainwright	31.222	12	4	44.007	7	1	1:39.648	7
6	69	Tiff Needell	31.481	7	8	45.314	12	9	1:42.133	8
7	64	Benjamin Tusting	31.562	7	9	44.862	7	7	1:40.422	7
8	60	James Buckton	31.596	10	10	44.955	8	8	1:41.225	7
9	21	Ross Drybrough	31.614	6	11	45.491	8	10	1:41.800	8
10	22	Rowan Williams	31.338	9	6	45.756	8	12	1:42.112	8
11	36	Rob Smith	31.340	10	7	44.669	12	6	1:40.166	10
12	20	Kevin Stanzl	32.187	12	14	46.140	10	16	1:43.291	10
13	66	Andy Wiggins	32.204	6	15	46.282	10	17	1:43.519	10
14	75	Daniel Pickett	32.243	10	16	46.107	10	15	1:43.092	10
15	14	Neil Shinner	32.008	6	13	46.356	10	19	1:43.716	7
16	26	John Slack	32.365	11	19	45.995	4	13	1:43.804	4
17	42	Cormac Flanagan	32.262	11	17	46.293	7	18	1:44.016	6
18	70	Daniel Stanzl	32.392	11	20	46.078	3	14	1:43.851	4
19	19	Stephen King	32.527	12	21	46.768	11	21	1:44.673	9
20	34	Peter Finnigan	32.970	10	26	47.738	11	27	1:46.247	12
21	33	Julian Pierce	32.880	10	24	47.386	12	25	1:45.594	10
22	58	Ian Wright	32.929	10	25	47.775	7	28	1:46.394	10
23	2	Andy Langridge	32.793	8	22	47.714	11	26	1:46.376	8
24	94	Geoffrey Underwood	33.020	9	27	47.112	7	23	1:45.991	10
25	49	Harvey Sykes	32.862	11	23	46.981	11	22	1:45.467	11
26	187	Stephen Greenwood	33.420	11	30	47.799	10	29	1:46.822	11
27	177	Peter Hannam	33.288	4	29	49.000	4	31	1:48.425	4
28	18	Bill Cowing	35.097	10	32	51.597	10	32	1:53.397	11
29	87	Ian Jeary	33.154	9	28	47.272	8	24	1:46.215	8
30	76	Gary McVeigh	32.315	4	18	46.435	4	20	1:43.683	4
31	88	Chris Stuart	31.862	6	12	45.611	6	11	1:42.930	4
32	32	Nigel Adams	34.640	2	31	48.350	2	30	1:48.703	2



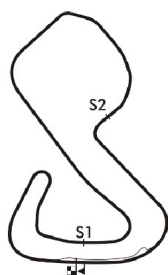
Session Start: 17:38:54 - Finish: 17:58:57
 Weather/Track Conditions: Sun/Dry
 Circuit: Brands Hatch Grand Prix Circuit
 Track Length: 3.916 Km - 2.4330 miles

'Legends of Brands Hatch' Historic Race Meeting - 1 - 3 Jul 2016

HSCC Historic Formula Ford Championship in association with Avon Tyres

Race 23 - Best Sector Speeds

	NO	SECTOR 1	MPH	NO	SECTOR 2	MPH	NO	SECTOR 3	MPH
1	20	Kevin Stanzl	95.0	NO SPEED TRAP			88	Chris Stuart	116.9
2	22	Rowan Williams	94.8				21	Ross Drybrough	116.1
3	79	Mark Shaw	94.8				48	Benn Tilley	116.1
4	4	Maxim Bartell	94.6				20	Kevin Stanzl	115.3
5	64	Benjamin Tusting	94.6				22	Rowan Williams	114.9
6	31	Rob Wainwright	94.3				36	Rob Smith	114.9
7	76	Gary McVeigh	94.0				75	Daniel Pickett	114.9
8	43	Callum Grant	93.8				79	Mark Shaw	114.7
9	88	Chris Stuart	93.8				4	Maxim Bartell	114.5
10	21	Ross Drybrough	93.6				64	Benjamin Tusting	114.3
11	36	Rob Smith	93.3				31	Rob Wainwright	114.1
12	14	Neil Shinner	93.1				32	Nigel Adams	114.1
13	48	Benn Tilley	93.1				14	Neil Shinner	113.7
14	42	Cormac Flanagan	92.9				66	Andy Wiggins	113.7
15	60	James Buckton	92.9				69	Tiff Needell	113.7
16	66	Andy Wiggins	92.9				60	James Buckton	113.5
17	26	John Slack	92.5				42	Cormac Flanagan	113.3
18	69	Tiff Needell	92.4				58	Ian Wright	113.3
19	58	Ian Wright	92.1				34	Peter Finnigan	113.0
20	75	Daniel Pickett	92.1				94	Geoffrey Underwood	112.8
21	34	Peter Finnigan	91.4				33	Julian Pierce	112.2
22	32	Nigel Adams	90.9				43	Callum Grant	112.0
23	33	Julian Pierce	90.9				2	Andy Langridge	111.8
24	49	Harvey Sykes	90.9				26	John Slack	111.7
25	94	Geoffrey Underwood	90.7				76	Gary McVeigh	110.4
26	19	Stephen King	90.4				49	Harvey Sykes	110.2
27	2	Andy Langridge	89.9				177	Peter Hannam	110.2
28	177	Peter Hannam	89.8				19	Stephen King	110.0
29	187	Stephen Greenwood	88.9				18	Bill Cowing	108.8
30	70	Daniel Stanzl	88.7				187	Stephen Greenwood	108.4
31	18	Bill Cowing	88.5				70	Daniel Stanzl	108.1
32	87	Ian Jeary	87.6				87	Ian Jeary	106.4



Session Start: 17:38:54 - Finish: 17:58:57
Weather/Track Conditions: Sun/Dry
Circuit: Brands Hatch Grand Prix Circuit
Track Length: 3.916 Km - 2.4330 miles

'Legends of Brands Hatch' Historic Race Meeting - 1 - 3 Jul 2016

HSCC Historic Formula Ford Championship in association with Avon Tyres

Race 23 - Lap Chart

Lap 1			Lap 2			Lap 3			Lap 4			Lap 5			Lap 6		
NO	Behind	Laptime	NO	Behind	Laptime	NO	Behind	Laptime	NO	Behind	Laptime	NO	Behind	Laptime	NO	Behind	Laptime
43		1:46.154	43		1:40.410	43		1:40.051	43		1:39.758	43		1:39.708	43		1:39.313
4	0.125	1:46.279	4	0.356	1:40.641	4	0.119	1:39.814	4	0.434	1:40.073	4	0.293	1:39.567	4	0.696	1:39.716
79	1.346	1:47.500	48	2.198	1:41.177	48	2.884	1:40.737	48	3.472	1:40.346	48	3.942	1:40.178	48	4.180	1:39.551
48	1.431	1:47.585	79	2.764	1:41.828	79	3.517	1:40.804	79	4.251	1:40.492	79	4.480	1:39.937	79	4.795	1:39.628
60	4.092	1:50.246	60	7.314	1:43.632	69	10.803	1:43.387	69	13.355	1:42.310	69	15.951	1:42.304	69	18.840	1:42.202
69	4.659	1:50.813	69	7.467	1:43.218	60	11.295	1:44.032	60	14.194	1:42.657	60	17.544	1:43.058	36	20.558	1:42.129
21	5.157	1:51.311	36	7.932	1:42.747	36	11.322	1:43.441	36	14.431	1:42.867	36	17.742	1:43.019	60	20.821	1:42.590
36	5.595	1:51.749	21	8.132	1:43.385	21	11.564	1:43.483	21	14.917	1:43.111	21	18.559	1:43.350	64	21.639	1:41.537
88	5.743	1:51.897	88	8.332	1:42.999	88	12.038	1:43.757	88	15.210	1:42.930	88	19.371	1:43.869	31	23.967	1:41.712
22	6.682	1:52.836	22	10.070	1:43.798	22	13.086	1:43.067	22	15.643	1:42.315	64	19.415	1:43.255	21	23.982	1:44.736
75	8.209	1:54.363	64	11.103	1:42.904	64	13.580	1:42.528	64	15.868	1:42.046	22	19.722	1:43.787	22	24.113	1:43.704
64	8.609	1:54.763	75	13.335	1:45.536	75	17.956	1:44.672	31	21.209	1:42.014	31	21.568	1:40.067	66	32.914	1:44.621
66	9.089	1:55.243	66	14.268	1:45.589	66	18.687	1:44.470	75	22.685	1:44.487	75	27.245	1:44.268	14	33.026	1:45.044
14	9.285	1:55.439	14	14.352	1:45.477	14	18.779	1:44.478	14	22.792	1:43.771	14	27.295	1:44.211	75	33.470	1:45.538
20	9.911	1:56.065	20	14.772	1:45.271	31	18.953	1:41.725	66	23.515	1:44.586	66	27.606	1:43.799	20	33.701	1:44.686
76	10.597	1:56.751	76	15.317	1:45.130	20	20.317	1:45.596	20	24.480	1:43.921	20	28.328	1:43.556	26	35.577	1:44.968
26	11.815	1:57.969	26	17.251	1:45.846	76	21.205	1:45.939	76	25.130	1:43.683	26	29.922	1:44.030	76	35.945	1:44.975
42	12.035	1:58.189	31	17.279	1:41.435	26	21.554	1:44.354	26	25.600	1:43.804	76	30.283	1:44.861	70	36.237	1:44.282
70	13.220	1:59.374	42	17.793	1:46.168	42	22.044	1:44.302	42	26.567	1:44.281	70	31.268	1:43.954	42	37.274	1:44.016
19	13.885	2:00.039	70	18.808	1:45.998	70	22.929	1:44.172	70	27.022	1:43.851	42	32.571	1:45.712	19	47.275	1:46.317
58	14.177	2:00.331	19	21.289	1:47.814	19	27.474	1:46.236	19	33.907	1:46.191	19	40.271	1:46.072	34	57.674	1:47.585
32	14.387	2:00.541	58	22.523	1:48.756	58	31.456	1:48.984	58	40.746	1:49.048	34	49.402	1:48.151	58	59.183	1:48.893
31	16.254	2:02.408	32	22.680	1:48.703	34	32.299	1:47.205	34	40.959	1:48.418	58	49.603	1:48.565	33	59.310	1:48.764
94	17.343	2:03.497	34	25.145	1:47.844	33	32.760	1:47.121	33	41.144	1:48.142	33	49.859	1:48.423	2	59.710	1:47.969
177	17.554	2:03.708	33	25.690	1:48.095	2	35.554	1:48.030	2	43.715	1:47.919	2	51.054	1:47.047	94	1:02.327	1:50.025
34	17.711	2:03.865	94	27.524	1:50.591	94	36.009	1:48.536	94	43.992	1:47.741	94	51.615	1:47.331	49	1:05.093	1:47.520
33	18.005	2:04.159	2	27.575	1:49.317	177	39.565	1:50.706	177	48.232	1:48.425	49	56.886	1:47.645	87	1:06.581	1:46.885
2	18.668	2:04.822	177	28.910	1:51.766	49	40.209	1:49.041	49	48.949	1:48.498	87	59.009	1:47.306	187	1:20.721	1:52.720
187	19.917	2:06.071	187	30.883	1:51.376	87	42.992	1:51.865	87	51.411	1:48.177	187	1:07.314	1:51.677	177	1:20.912	1:51.437
87	20.560	2:06.714	87	31.178	1:51.028	187	43.370	1:52.538	187	55.345	1:51.733	177	1:08.788	2:00.264	88	1:26.683	2:46.625
49	22.512	2:08.666	49	31.219	1:49.117	18	58.769	1:57.064	18	1:16.067	1:57.056	18	1:32.098	1:55.739			
18	25.227	2:11.381	18	41.756	1:56.939												

Session Start: 17:38:54 - Finish: 17:58:57

Weather/Track Conditions: Sun/Dry

Circuit: Brands Hatch Grand Prix Circuit

Track Length: 3.916 Km - 2.4330 miles

'Legends of Brands Hatch' Historic Race Meeting - 1 - 3 Jul 2016

HSCC Historic Formula Ford Championship in association with Avon Tyres

Race 23 - Lap Chart

Lap 7			Lap 8			Lap 9			Lap 10			Lap 11			Lap 12		
NO	Behind	Laptime	NO	Behind	Laptime	NO	Behind	Laptime	NO	Behind	Laptime	NO	Behind	Laptime	NO	Behind	Laptime
43		1:40.385	43		1:39.991	43		1:39.425	43		1:39.444	43		1:39.769	43		1:39.606
4	0.181	1:39.870	4	0.440	1:40.250	4	0.411	1:39.396	4	0.264	1:39.297	4	0.234	1:39.739	4	0.339	1:39.711
48	5.664	1:41.869	177	1 LAP	2:03.312	48	5.350	1:39.515	48	5.560	1:39.654	48	4.944	1:39.153	48	4.510	1:39.172
79	6.054	1:41.644	48	5.260	1:39.587	79	5.715	1:39.388	79	5.825	1:39.554	79	5.430	1:39.374	79	5.018	1:39.194
18	1 LAP	1:55.862	79	5.752	1:39.689	177	1 LAP	1:50.090	187	1 LAP	1:50.786	187	1 LAP	1:47.432	187	1 LAP	1:46.822
69	20.605	1:42.150	69	22.747	1:42.133	69	25.622	1:42.300	177	1 LAP	1:49.429	31	27.019	1:40.412	31	27.152	1:39.739
36	20.890	1:40.717	36	22.919	1:42.020	31	25.646	1:41.618	31	26.376	1:40.174	69	32.030	1:43.002	69	34.869	1:42.445
60	21.661	1:41.225	60	23.274	1:41.604	36	26.006	1:42.512	36	26.728	1:40.166	64	32.140	1:43.074	64	34.885	1:42.351
64	21.676	1:40.422	31	23.453	1:40.214	60	26.906	1:43.057	69	28.797	1:42.619	60	33.508	1:44.253	60	35.884	1:41.982
31	23.230	1:39.648	64	23.860	1:42.175	64	26.911	1:42.476	64	28.835	1:41.368	177	1 LAP	1:50.843	21	44.271	1:43.142
22	26.935	1:43.207	18	1 LAP	1:56.631	21	33.617	1:43.612	60	29.024	1:41.562	21	40.735	1:43.615	177	1 LAP	1:50.201
21	27.621	1:44.024	22	29.056	1:42.112	22	41.122	1:51.491	21	36.889	1:42.716	22	48.980	1:44.525	22	52.360	1:42.986
66	36.283	1:43.754	21	29.430	1:41.800	18	1 LAP	1:57.044	22	44.224	1:42.546	36	51.601	2:04.642	36	52.588	1:40.593
14	36.357	1:43.716	66	40.061	1:43.769	66	44.827	1:44.191	66	48.902	1:43.519	66	54.711	1:45.578	20	58.964	1:43.339
75	37.404	1:44.319	14	40.235	1:43.869	14	44.948	1:44.138	20	49.238	1:43.291	20	55.231	1:45.762	66	59.835	1:44.730
20	37.734	1:44.418	75	41.013	1:43.600	20	45.391	1:43.444	14	49.475	1:43.971	14	55.392	1:45.686	75	1:00.839	1:44.876
26	39.654	1:44.462	20	41.372	1:43.629	75	46.218	1:44.630	75	49.866	1:43.092	75	55.569	1:45.472	14	1:00.903	1:45.117
70	40.747	1:44.895	26	44.530	1:44.867	26	50.031	1:44.926	70	56.676	1:46.032	26	1:01.626	1:44.280	26	1:05.863	1:43.843
76	41.080	1:45.520	70	44.853	1:44.097	70	50.088	1:44.660	26	57.115	1:46.528	70	1:02.158	1:45.251	42	1:07.125	1:44.461
42	41.197	1:44.308	42	45.598	1:44.392	42	50.327	1:44.154	42	57.568	1:46.685	42	1:02.270	1:44.471	70	1:07.952	1:45.400
19	52.391	1:45.501	76	46.498	1:45.409	19	1:03.203	1:44.673	18	1 LAP	1:57.715	19	1:14.495	1:45.222	19	1:19.731	1:44.842
34	1:04.917	1:47.628	19	57.955	1:45.555	34	1:19.024	1:46.716	19	1:09.042	1:45.283	18	1 LAP	1:54.828	18	1 LAP	1:53.397
2	1:06.200	1:46.875	34	1:11.733	1:46.807	2	1:19.799	1:46.639	34	1:26.543	1:46.963	34	1:33.705	1:46.931	34	1:40.346	1:46.247
58	1:06.871	1:48.073	2	1:12.585	1:46.376	58	1:20.882	1:46.713	2	1:27.471	1:47.116	2	1:34.839	1:47.137	33	1:40.930	1:45.636
33	1:07.098	1:48.173	58	1:13.594	1:46.714	94	1:21.858	1:46.310	58	1:27.832	1:46.394	33	1:34.900	1:46.656	58	1:43.516	1:47.343
94	1:08.745	1:46.803	33	1:14.084	1:46.977	33	1:21.863	1:47.204	33	1:28.013	1:45.594	94	1:35.463	1:46.827	2	1:44.099	1:48.866
49	1:11.168	1:46.460	94	1:14.973	1:46.219	49	1:24.620	1:47.050	94	1:28.405	1:45.991	58	1:35.779	1:47.716	94	1:44.563	1:48.706
87	1:12.852	1:46.656	49	1:16.995	1:45.818	87	1:26.312	1:46.661	49	1:30.936	1:45.760	49	1:36.634	1:45.467	49	1:45.588	1:48.560
187	1:29.861	1:49.525	87	1:19.076	1:46.215				87	1:34.356	1:47.488						
			187	1:37.529	1:47.659												

Session Start: 17:38:54 - Finish: 17:58:57

Weather/Track Conditions: Sun/Dry

Circuit: Brands Hatch Grand Prix Circuit

Track Length: 3.916 Km - 2.4330 miles